

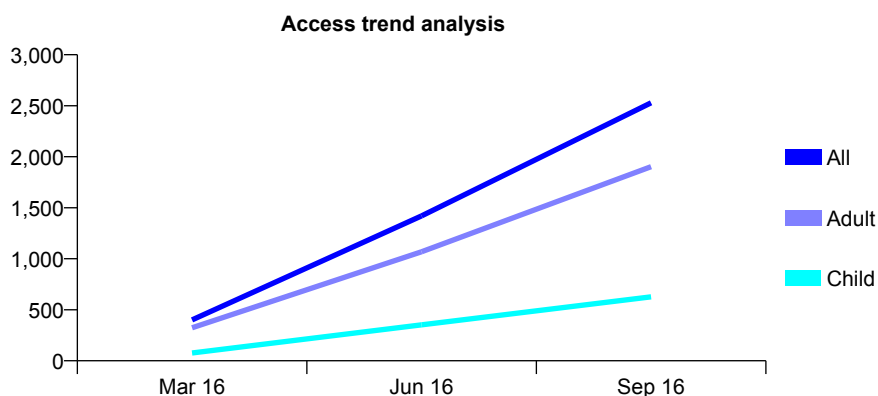
Q57 - Vital Signs At a Glance Contract Report for 100021/0000 - September 2016

Name or company name	Mr S Shah, Mr P Vaid & Mr S Radia
Contract type name	PDS Plus Contract
Purpose of contract	General
Contract start date	01/03/2016
Contract end date	31/03/2018

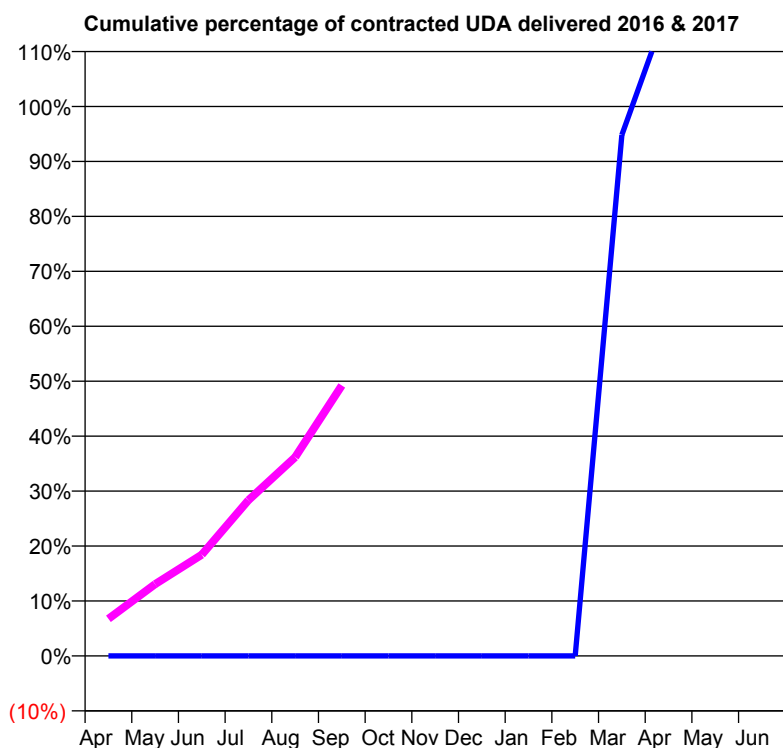
16/17 Contracted general activity (UDA)	15,000
Carry forward general activity (UDA)	-300
16/17 Contracted orthodontic activity (UOA)	0
Carry forward orthodontic activity (UOA)	0
Baseline contract value	£406,568.46

ACCESS*

Patients seen in 24 months	Total	Change since previous quarter
Quarter ending September 2015	0	
Quarter ending December 2015	0	
Quarter ending March 2016	400	
Quarter ending June 2016	1,420	↑
Quarter ending September 2016	2,529	↑
Variance since September 2015	N/A	



ACTIVITY



Month	Adjusted Scheduled Activity (UDA)	
	2016	2017
April	0	1,014
May	0	1,959
June	0	2,763
July	0	4,255
August	0	5,426
September	0	7,385
October	0	
November	0	
December	0	
January	0	
February	0	
March	1,185	
April	1,479	
May	1,479	
June	1,482	

QUALITY

	Quantity	Base Number	Contract	AT	Region	England
% of FP17s for the same patient ID Re-attending within 3 months - Children	19	697	2.7%	10.7%	12.0%	12.4%
% of FP17s for the same patient ID Re-attending within 3 months - Adults	112	2,147	5.2%	15.2%	15.9%	16.7%
% of FP17s for the same patient ID Re-attending between 3 & 9 months - Children	29	697	4.2%	55.3%	58.6%	57.4%
% of FP17s for the same patient ID Re-attending between 3 & 9 months - Adults	57	2,147	2.7%	48.8%	51.6%	50.5%
% of FP17s for Band 1 Urgent Courses	408	2,749	14.8%	8.4%	8.0%	9.1%
% of FP17s Relating to Free Repair or Replacements	7	2,749	0.3%	0.8%	0.8%	0.8%
% of FP17s Relating to Continuations	12	2,749	0.4%	1.1%	1.3%	1.3%
% of Patients satisfied with the dentistry they have received	0	0	N/A	93.9%	93.1%	93.2%
% of Patients satisfied with the time they had to wait for an appointment	0	0	N/A	90.7%	89.1%	89.0%

* This is based on patients treated on this contract for their most recent course of treatment. Figures in italics indicate the base number of FP17s or Patient Questionnaire responses are less than 100. N/A is shown where the base number of responses is less than 10 during the period. % is calculated as Quantity/Base number*100

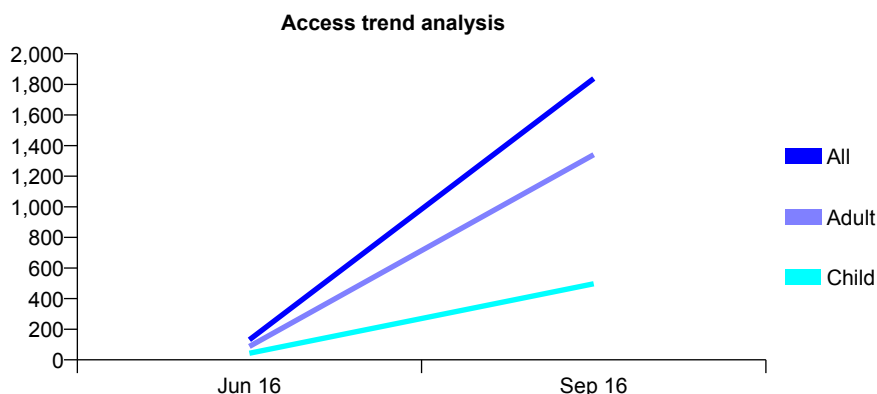
Q57 - Vital Signs At a Glance Contract Report for 100052/0000 - September 2016

Name or company name	MR AC GOLDMAN
Contract type name	GDS Contract
Purpose of contract	General
Contract start date	01/04/2016
Contract end date	

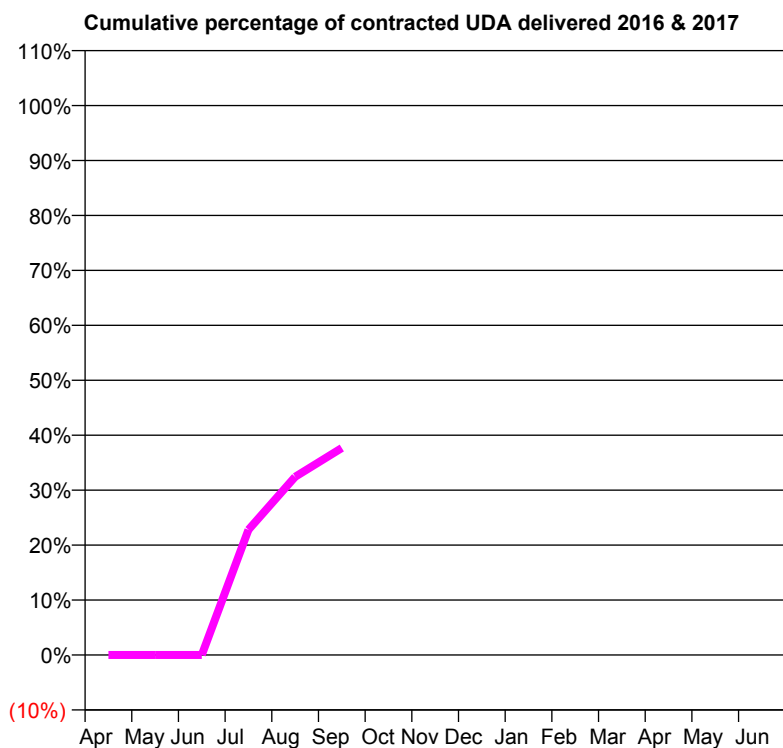
16/17 Contracted general activity (UDA)	9,244
Carry forward general activity (UDA)	0
16/17 Contracted orthodontic activity (UOA)	0
Carry forward orthodontic activity (UOA)	0
Baseline contract value	£291,780.83

ACCESS*

Patients seen in 24 months	Total	Change since previous quarter
Quarter ending September 2015	0	
Quarter ending December 2015	0	
Quarter ending March 2016	0	
Quarter ending June 2016	131	↑
Quarter ending September 2016	1,838	↑
Variance since September 2015	N/A	



ACTIVITY



Month	Adjusted Scheduled Activity (UDA)	
	2016	2017
April	0	0
May	0	0
June	0	0
July	0	2,109
August	0	2,999
September	0	3,482
October	0	
November	0	
December	0	
January	0	
February	0	
March	0	
April	0	
May	0	
June	0	

QUALITY

	Quantity	Base Number	Contract	AT	Region	England
% of FP17s for the same patient ID Re-attending within 3 months - Children	11	499	2.2%	10.7%	12.0%	12.4%
% of FP17s for the same patient ID Re-attending within 3 months - Adults	75	1,371	5.5%	15.2%	15.9%	16.7%
% of FP17s for the same patient ID Re-attending between 3 & 9 months - Children	3	499	0.6%	55.3%	58.6%	57.4%
% of FP17s for the same patient ID Re-attending between 3 & 9 months - Adults	16	1,371	1.2%	48.8%	51.6%	50.5%
% of FP17s for Band 1 Urgent Courses	101	1,870	5.4%	8.4%	8.0%	9.1%
% of FP17s Relating to Free Repair or Replacements	3	1,870	0.2%	0.8%	0.8%	0.8%
% of FP17s Relating to Continuations	2	1,870	0.1%	1.1%	1.3%	1.3%
% of Patients satisfied with the dentistry they have received	0	0	N/A	93.9%	93.1%	93.2%
% of Patients satisfied with the time they had to wait for an appointment	0	0	N/A	90.7%	89.1%	89.0%

* This is based on patients treated on this contract for their most recent course of treatment. Figures in italics indicate the base number of FP17s or Patient Questionnaire responses are less than 100. N/A is shown where the base number of responses is less than 10 during the period. % is calculated as Quantity/Base number*100

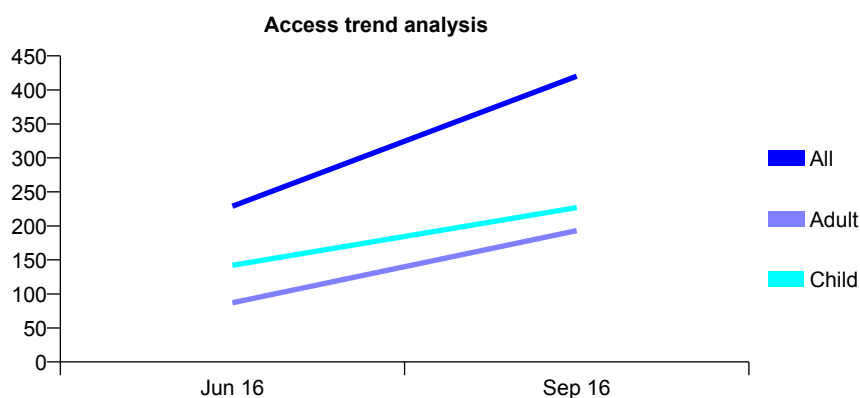
Q57 - Vital Signs At a Glance Contract Report for 100157/0000 - September 2016

Name or company name	Community Dental Services CIC
Contract type name	PDS Contract
Purpose of contract	General
Contract start date	01/04/2016
Contract end date	30/09/2016

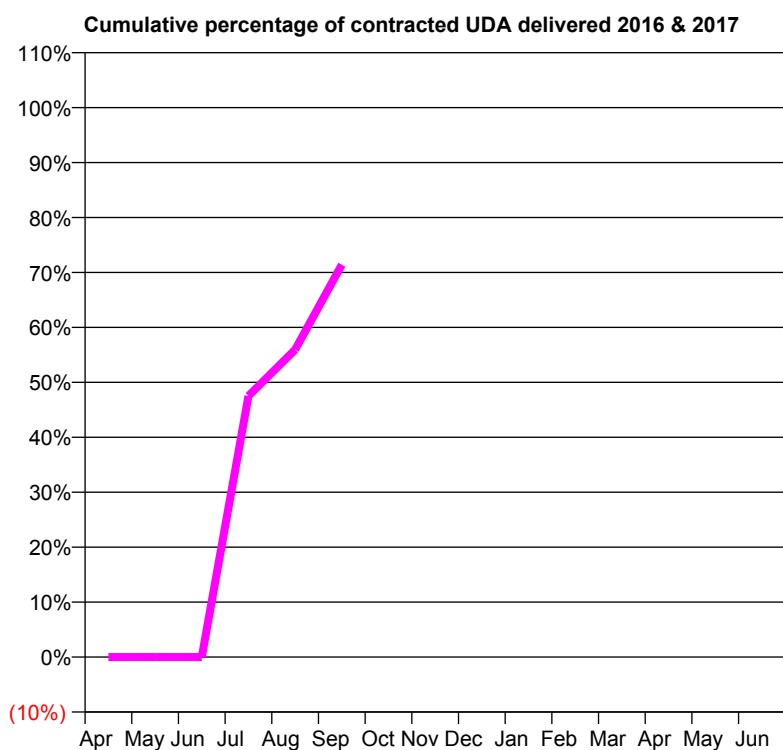
16/17 Contracted general activity (UDA)	1,250
Carry forward general activity (UDA)	0
16/17 Contracted orthodontic activity (UOA)	0
Carry forward orthodontic activity (UOA)	0
Baseline contract value	£431,556.90

ACCESS*

Patients seen in 24 months	Total	Change since previous quarter
Quarter ending September 2015	0	
Quarter ending December 2015	0	
Quarter ending March 2016	0	
Quarter ending June 2016	229	↑
Quarter ending September 2016	420	↑
Variance since September 2015	N/A	



ACTIVITY



Month	Adjusted Scheduled Activity (UDA)	
	2016	2017
April	0	0
May	0	0
June	0	0
July	0	594
August	0	699
September	0	893
October	0	
November	0	
December	0	
January	0	
February	0	
March	0	
April	0	
May	0	
June	0	

QUALITY

	Quantity	Base Number	Contract	AT	Region	England
% of FP17s for the same patient ID Re-attending within 3 months - Children	4	290	1.4%	10.7%	12.0%	12.4%
% of FP17s for the same patient ID Re-attending within 3 months - Adults	2	203	1.0%	15.2%	15.9%	16.7%
% of FP17s for the same patient ID Re-attending between 3 & 9 months - Children	4	290	1.4%	55.3%	58.6%	57.4%
% of FP17s for the same patient ID Re-attending between 3 & 9 months - Adults	1	203	0.5%	48.8%	51.6%	50.5%
% of FP17s for Band 1 Urgent Courses	28	493	5.7%	8.4%	8.0%	9.1%
% of FP17s Relating to Free Repair or Replacements	0	493	0.0%	0.8%	0.8%	0.8%
% of FP17s Relating to Continuations	0	493	0.0%	1.1%	1.3%	1.3%
% of Patients satisfied with the dentistry they have received	0	0	N/A	93.9%	93.1%	93.2%
% of Patients satisfied with the time they had to wait for an appointment	0	0	N/A	90.7%	89.1%	89.0%

* This is based on patients treated on this contract for their most recent course of treatment. Figures in italics indicate the base number of FP17s or Patient Questionnaire responses are less than 100. N/A is shown where the base number of responses is less than 10 during the period. % is calculated as Quantity/Base number*100

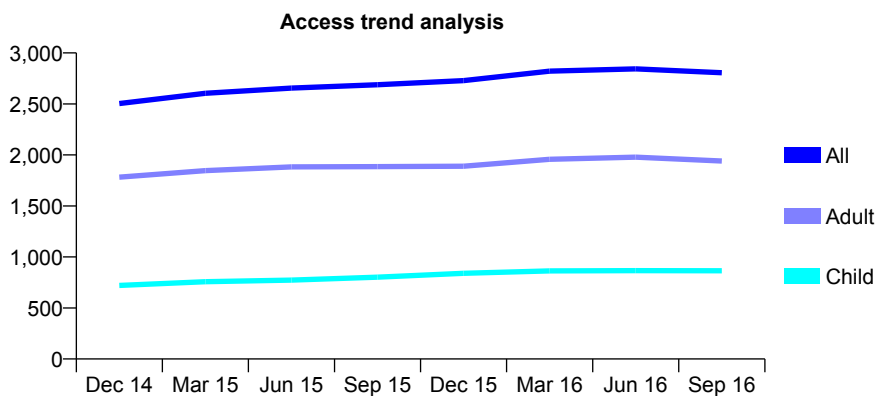
Q57 - Vital Signs At a Glance Contract Report for 101281/0151 - September 2016

Name or company name	OASIS DENTAL CARE LTD
Contract type name	GDS Contract
Purpose of contract	General
Contract start date	02/04/2006
Contract end date	

16/17 Contracted general activity (UDA)	6,594
Carry forward general activity (UDA)	0
16/17 Contracted orthodontic activity (UOA)	0
Carry forward orthodontic activity (UOA)	0
Baseline contract value	£139,447.96

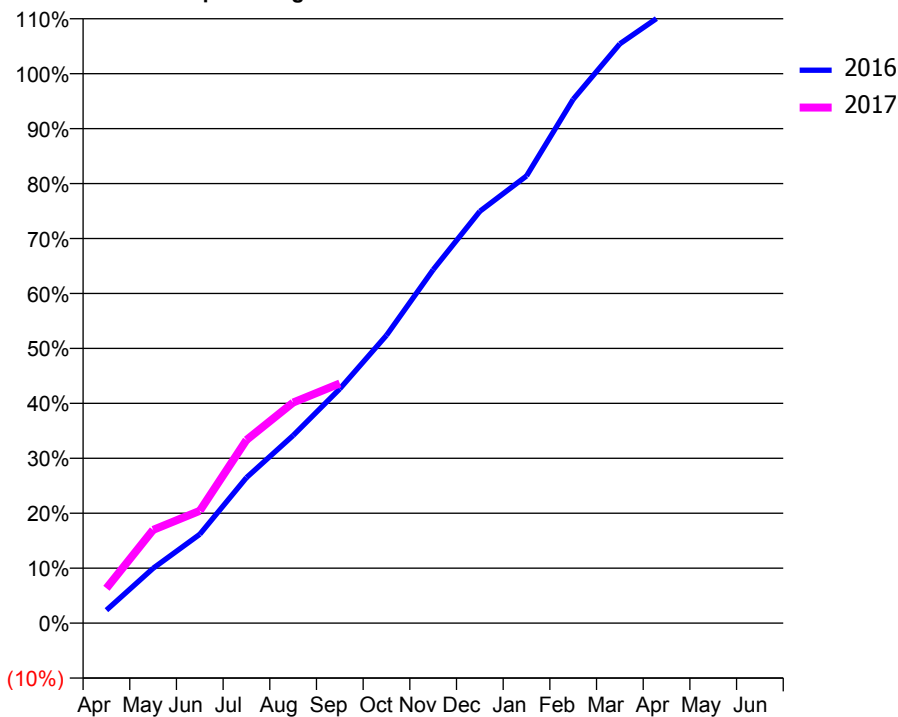
ACCESS*

Patients seen in 24 months	Total	Change since previous quarter
Quarter ending September 2015	2,688	
Quarter ending December 2015	2,729	→
Quarter ending March 2016	2,821	↑
Quarter ending June 2016	2,844	→
Quarter ending September 2016	2,806	↓
Variance since September 2015	4.4%	↑



ACTIVITY

Cumulative percentage of contracted UDA delivered 2016 & 2017



Month	Adjusted Scheduled Activity (UDA)	
	2016	2017
April	157	419
May	658	1,119
June	1,067	1,349
July	1,746	2,198
August	2,253	2,648
September	2,812	2,877
October	3,454	
November	4,242	
December	4,942	
January	5,366	
February	6,287	
March	6,952	
April	7,338	
May	7,338	
June	7,338	

QUALITY

	Quantity	Base Number	Contract	AT	Region	England
% of FP17s for the same patient ID Re-attending within 3 months - Children	36	542	6.6%	10.7%	12.0%	12.4%
% of FP17s for the same patient ID Re-attending within 3 months - Adults	192	1,227	15.6%	15.2%	15.9%	16.7%
% of FP17s for the same patient ID Re-attending between 3 & 9 months - Children	296	542	54.6%	55.3%	58.6%	57.4%
% of FP17s for the same patient ID Re-attending between 3 & 9 months - Adults	725	1,227	59.1%	48.8%	51.6%	50.5%
% of FP17s for Band 1 Urgent Courses	94	1,547	6.1%	8.4%	8.0%	9.1%
% of FP17s Relating to Free Repair or Replacements	23	1,547	1.5%	0.8%	0.8%	0.8%
% of FP17s Relating to Continuations	42	1,547	2.7%	1.1%	1.3%	1.3%
% of Patients satisfied with the dentistry they have received	5	5	N/A	93.9%	93.1%	93.2%
% of Patients satisfied with the time they had to wait for an appointment	4	5	N/A	90.7%	89.1%	89.0%

* This is based on patients treated on this contract for their most recent course of treatment. Figures in italics indicate the base number of FP17s or Patient Questionnaire responses are less than 100. N/A is shown where the base number of responses is less than 10 during the period. % is calculated as Quantity/Base number*100

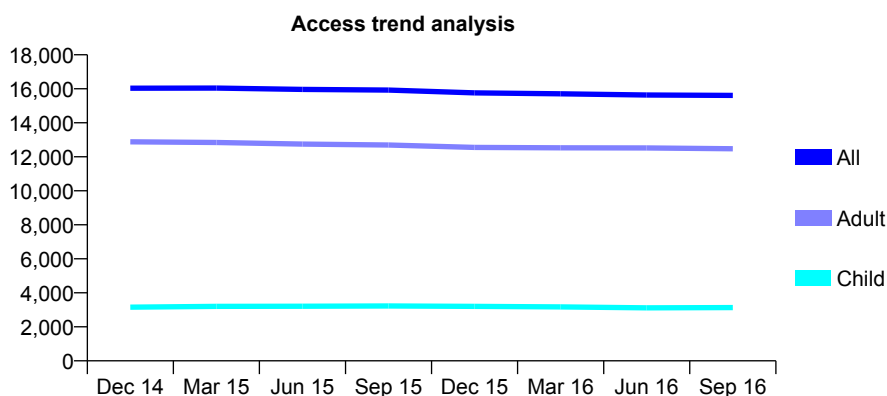
Q57 - Vital Signs At a Glance Contract Report for 101370/0036 - September 2016

Name or company name	Petrie Tucker & Partners Ltd
Contract type name	GDS Contract
Purpose of contract	General
Contract start date	01/04/2006
Contract end date	

16/17 Contracted general activity (UDA)	56,815
Carry forward general activity (UDA)	0
16/17 Contracted orthodontic activity (UOA)	0
Carry forward orthodontic activity (UOA)	0
Baseline contract value	£1,358,932.97

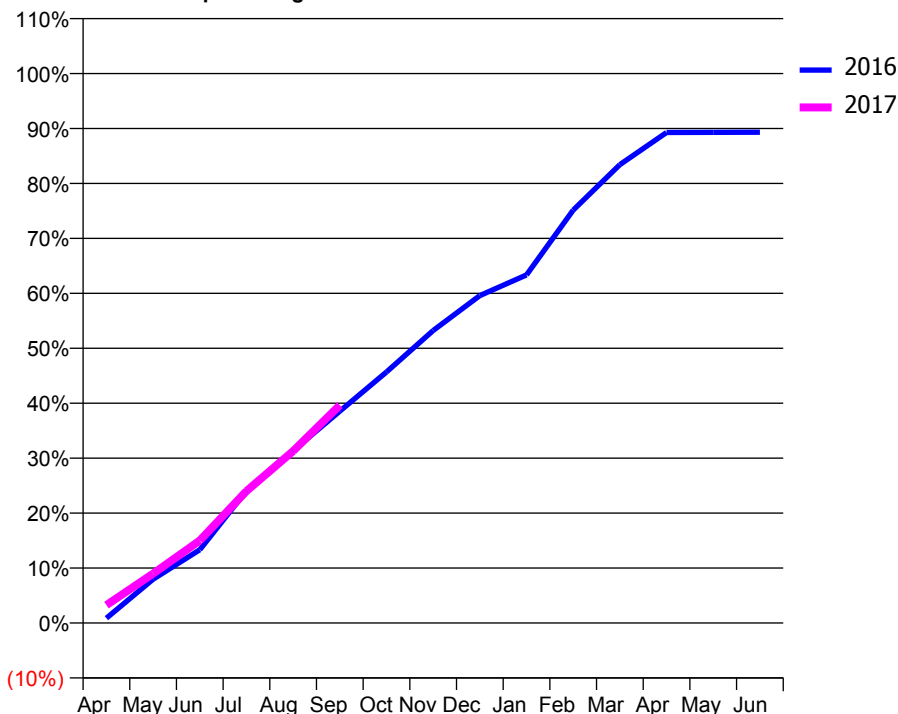
ACCESS*

Patients seen in 24 months	Total	Change since previous quarter
Quarter ending September 2015	15,929	
Quarter ending December 2015	15,760	↓
Quarter ending March 2016	15,705	→
Quarter ending June 2016	15,634	→
Quarter ending September 2016	15,611	→
Variance since September 2015	(2.0%)	↓



ACTIVITY

Cumulative percentage of contracted UDA delivered 2016 & 2017



Month	Adjusted Scheduled Activity (UDA)	
	2016	2017
April	504	1,857
May	4,531	5,105
June	7,578	8,523
July	13,672	13,642
August	17,815	17,776
September	21,905	22,518
October	25,957	
November	30,241	
December	33,861	
January	35,987	
February	42,690	
March	47,394	
April	50,712	
May	50,724	
June	50,740	

QUALITY

	Quantity	Base Number	Contract	AT	Region	England
% of FP17s for the same patient ID Re-attending within 3 months - Children	155	1,981	7.8%	10.7%	12.0%	12.4%
% of FP17s for the same patient ID Re-attending within 3 months - Adults	1,165	7,340	15.9%	15.2%	15.9%	16.7%
% of FP17s for the same patient ID Re-attending between 3 & 9 months - Children	962	1,981	48.6%	55.3%	58.6%	57.4%
% of FP17s for the same patient ID Re-attending between 3 & 9 months - Adults	2,786	7,340	38.0%	48.8%	51.6%	50.5%
% of FP17s for Band 1 Urgent Courses	997	8,363	11.9%	8.4%	8.0%	9.1%
% of FP17s Relating to Free Repair or Replacements	51	8,363	0.6%	0.8%	0.8%	0.8%
% of FP17s Relating to Continuations	175	8,363	2.1%	1.1%	1.3%	1.3%
% of Patients satisfied with the dentistry they have received	16	20	80.0%	93.9%	93.1%	93.2%
% of Patients satisfied with the time they had to wait for an appointment	12	20	60.0%	90.7%	89.1%	89.0%

* This is based on patients treated on this contract for their most recent course of treatment. Figures in italics indicate the base number of FP17s or Patient Questionnaire responses are less than 100. N/A is shown where the base number of responses is less than 10 during the period. % is calculated as Quantity/Base number*100

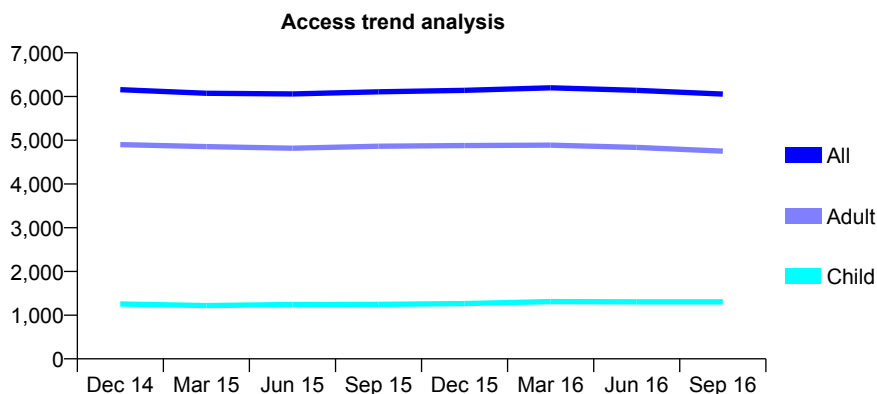
Q57 - Vital Signs At a Glance Contract Report for 101370/0098 - September 2016

Name or company name	Petrie Tucker & Partners Ltd
Contract type name	GDS Contract
Purpose of contract	General and Orthodontic
Contract start date	01/04/2007
Contract end date	

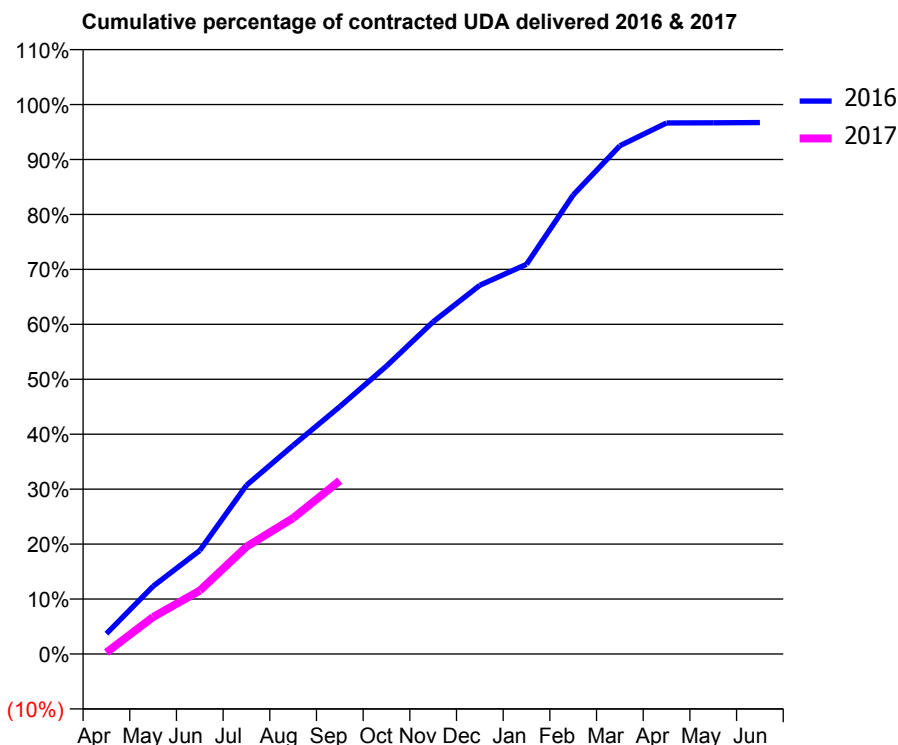
16/17 Contracted general activity (UDA)	19,884
Carry forward general activity (UDA)	653
16/17 Contracted orthodontic activity (UOA)	1,265
Carry forward orthodontic activity (UOA)	0
Baseline contract value	£658,800.34

ACCESS*

Patients seen in 24 months	Total	Change since previous quarter
Quarter ending September 2015	6,108	
Quarter ending December 2015	6,142	→
Quarter ending March 2016	6,198	→
Quarter ending June 2016	6,140	→
Quarter ending September 2016	6,055	↓
Variance since September 2015	(0.9%)	→



ACTIVITY



Month	Adjusted Scheduled Activity (UDA)	
	2016	2017
April	736	55
May	2,452	1,340
June	3,749	2,297
July	6,107	3,881
August	7,548	4,917
September	8,952	6,274
October	10,419	
November	12,023	
December	13,343	
January	14,103	
February	16,613	
March	18,393	
April	19,217	
May	19,220	
June	19,231	

QUALITY

	Quantity	Base Number	Contract	AT	Region	England
% of FP17s for the same patient ID Re-attending within 3 months - Children	32	858	3.7%	10.7%	12.0%	12.4%
% of FP17s for the same patient ID Re-attending within 3 months - Adults	326	2,747	11.9%	15.2%	15.9%	16.7%
% of FP17s for the same patient ID Re-attending between 3 & 9 months - Children	526	858	61.3%	55.3%	58.6%	57.4%
% of FP17s for the same patient ID Re-attending between 3 & 9 months - Adults	1,195	2,747	43.5%	48.8%	51.6%	50.5%
% of FP17s for Band 1 Urgent Courses	229	3,257	7.0%	8.4%	8.0%	9.1%
% of FP17s Relating to Free Repair or Replacements	11	3,257	0.3%	0.8%	0.8%	0.8%
% of FP17s Relating to Continuations	42	3,257	1.3%	1.1%	1.3%	1.3%
% of Patients satisfied with the dentistry they have received	5	6	N/A	93.9%	93.1%	93.2%
% of Patients satisfied with the time they had to wait for an appointment	6	6	N/A	90.7%	89.1%	89.0%

* This is based on patients treated on this contract for their most recent course of treatment. Figures in italics indicate the base number of FP17s or Patient Questionnaire responses are less than 100. N/A is shown where the base number of responses is less than 10 during the period. % is calculated as Quantity/Base number*100

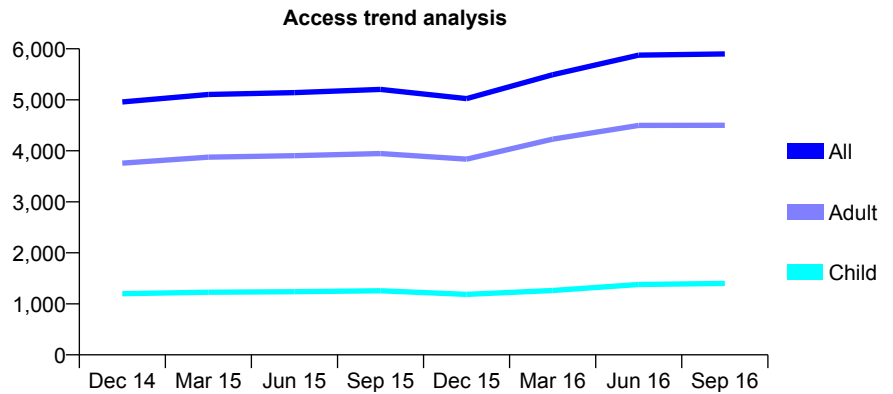
Q57 - Vital Signs At a Glance Contract Report for 104361/0001 - September 2016

Name or company name	Chelmsford Partnership
Contract type name	GDS Contract
Purpose of contract	General
Contract start date	01/02/2013
Contract end date	

16/17 Contracted general activity (UDA)	15,400
Carry forward general activity (UDA)	0
16/17 Contracted orthodontic activity (UOA)	0
Carry forward orthodontic activity (UOA)	0
Baseline contract value	£422,763.39

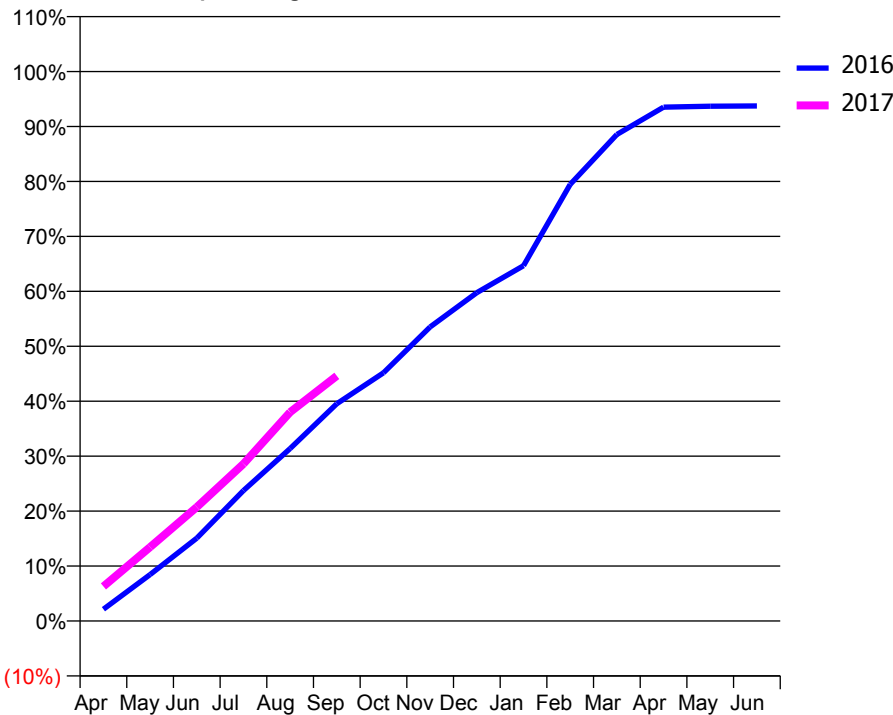
ACCESS*

Patients seen in 24 months	Total	Change since previous quarter
Quarter ending September 2015	5,203	
Quarter ending December 2015	5,023	↓
Quarter ending March 2016	5,491	↑
Quarter ending June 2016	5,875	↑
Quarter ending September 2016	5,900	→
Variance since September 2015	13.4%	↑



ACTIVITY

Cumulative percentage of contracted UDA delivered 2016 & 2017



Month	Adjusted Scheduled Activity (UDA)	
	2016	2017
April	332	970
May	1,301	2,071
June	2,323	3,192
July	3,656	4,405
August	4,836	5,854
September	6,088	6,872
October	6,956	
November	8,242	
December	9,202	
January	9,959	
February	12,238	
March	13,635	
April	14,402	
May	14,425	
June	14,436	

QUALITY

	Quantity	Base Number	Contract	AT	Region	England
% of FP17s for the same patient ID Re-attending within 3 months - Children	49	1,003	4.9%	10.7%	12.0%	12.4%
% of FP17s for the same patient ID Re-attending within 3 months - Adults	380	2,970	12.8%	15.2%	15.9%	16.7%
% of FP17s for the same patient ID Re-attending between 3 & 9 months - Children	453	1,003	45.2%	55.3%	58.6%	57.4%
% of FP17s for the same patient ID Re-attending between 3 & 9 months - Adults	1,232	2,970	41.5%	48.8%	51.6%	50.5%
% of FP17s for Band 1 Urgent Courses	362	3,578	10.1%	8.4%	8.0%	9.1%
% of FP17s Relating to Free Repair or Replacements	62	3,578	1.7%	0.8%	0.8%	0.8%
% of FP17s Relating to Continuations	21	3,578	0.6%	1.1%	1.3%	1.3%
% of Patients satisfied with the dentistry they have received	11	12	91.7%	93.9%	93.1%	93.2%
% of Patients satisfied with the time they had to wait for an appointment	10	12	83.3%	90.7%	89.1%	89.0%

* This is based on patients treated on this contract for their most recent course of treatment. Figures in italics indicate the base number of FP17s or Patient Questionnaire responses are less than 100. N/A is shown where the base number of responses is less than 10 during the period. % is calculated as Quantity/Base number*100

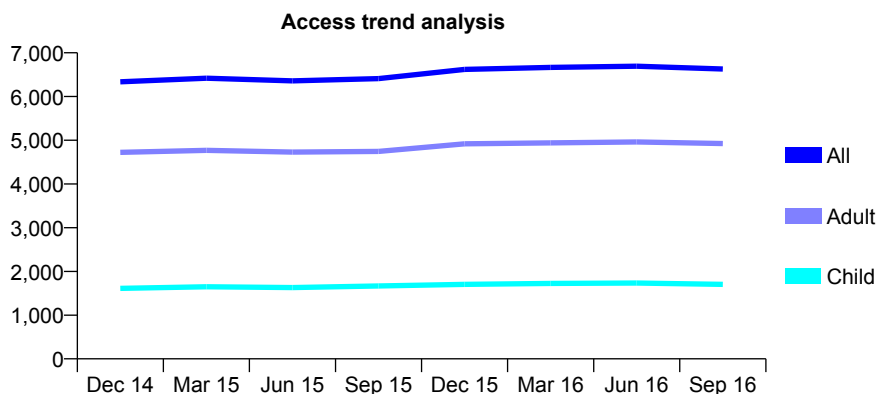
Q57 - Vital Signs At a Glance Contract Report for 104558/0001 - September 2016

Name or company name	Broadway Dental Clinic
Contract type name	GDS Contract
Purpose of contract	General
Contract start date	01/07/2011
Contract end date	

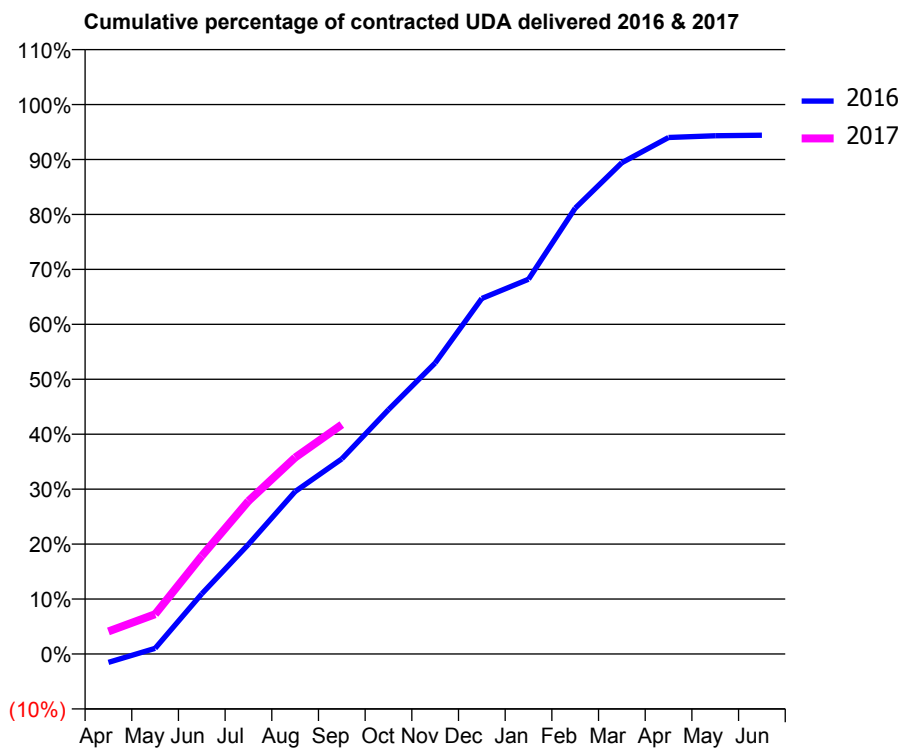
16/17 Contracted general activity (UDA)	17,402
Carry forward general activity (UDA)	0
16/17 Contracted orthodontic activity (UOA)	0
Carry forward orthodontic activity (UOA)	0
Baseline contract value	£493,313.09

ACCESS*

Patients seen in 24 months	Total	Change since previous quarter
Quarter ending September 2015	6,411	
Quarter ending December 2015	6,620	↑
Quarter ending March 2016	6,666	→
Quarter ending June 2016	6,693	→
Quarter ending September 2016	6,630	→
Variance since September 2015	3.4%	↑



ACTIVITY



Month	Adjusted Scheduled Activity (UDA)	
	2016	2017
April	-270	715
May	180	1,260
June	1,905	3,107
July	3,473	4,846
August	5,146	6,222
September	6,180	7,264
October	7,739	
November	9,216	
December	11,260	
January	11,870	
February	14,118	
March	15,558	
April	16,359	
May	16,411	
June	16,428	

QUALITY

	Quantity	Base Number	Contract	AT	Region	England
% of FP17s for the same patient ID Re-attending within 3 months - Children	56	975	5.7%	10.7%	12.0%	12.4%
% of FP17s for the same patient ID Re-attending within 3 months - Adults	309	2,687	11.5%	15.2%	15.9%	16.7%
% of FP17s for the same patient ID Re-attending between 3 & 9 months - Children	465	975	47.7%	55.3%	58.6%	57.4%
% of FP17s for the same patient ID Re-attending between 3 & 9 months - Adults	1,173	2,687	43.7%	48.8%	51.6%	50.5%
% of FP17s for Band 1 Urgent Courses	145	3,023	4.8%	8.4%	8.0%	9.1%
% of FP17s Relating to Free Repair or Replacements	31	3,023	1.0%	0.8%	0.8%	0.8%
% of FP17s Relating to Continuations	24	3,023	0.8%	1.1%	1.3%	1.3%
% of Patients satisfied with the dentistry they have received	10	10	100.0%	93.9%	93.1%	93.2%
% of Patients satisfied with the time they had to wait for an appointment	9	10	90.0%	90.7%	89.1%	89.0%

* This is based on patients treated on this contract for their most recent course of treatment. Figures in italics indicate the base number of FP17s or Patient Questionnaire responses are less than 100. N/A is shown where the base number of responses is less than 10 during the period. % is calculated as Quantity/Base number*100

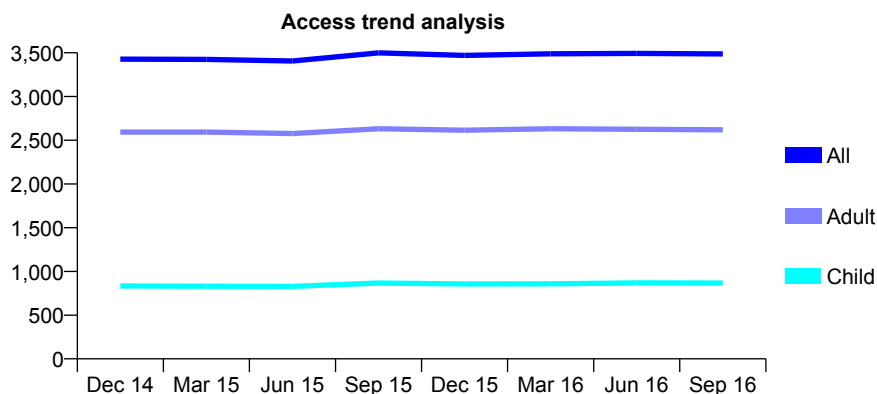
Q57 - Vital Signs At a Glance Contract Report for 104590/0001 - September 2016

Name or company name	Mr H Du Preez & Miss C Fernando
Contract type name	GDS Contract
Purpose of contract	General
Contract start date	01/04/2011
Contract end date	

16/17 Contracted general activity (UDA)	12,031
Carry forward general activity (UDA)	-40
16/17 Contracted orthodontic activity (UOA)	0
Carry forward orthodontic activity (UOA)	0
Baseline contract value	£366,748.93

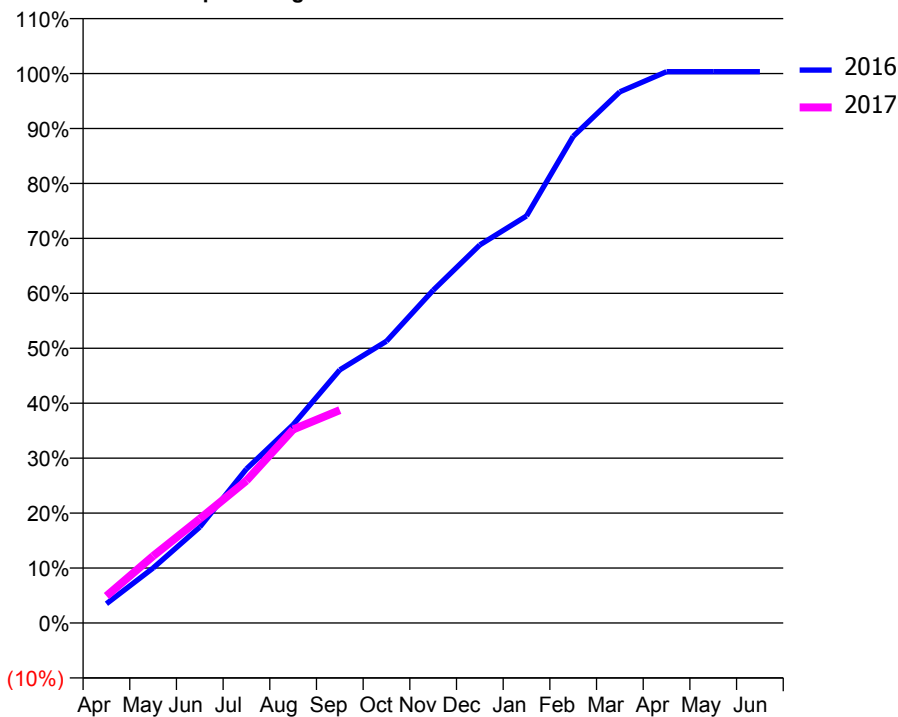
ACCESS*

Patients seen in 24 months	Total	Change since previous quarter
Quarter ending September 2015	3,499	
Quarter ending December 2015	3,470	→
Quarter ending March 2016	3,489	→
Quarter ending June 2016	3,493	→
Quarter ending September 2016	3,487	→
Variance since September 2015	(0.3%)	→



ACTIVITY

Cumulative percentage of contracted UDA delivered 2016 & 2017



Month	Adjusted Scheduled Activity (UDA)	
	2016	2017
April	421	591
May	1,205	1,468
June	2,099	2,282
July	3,373	3,115
August	4,343	4,238
September	5,544	4,661
October	6,171	
November	7,286	
December	8,279	
January	8,913	
February	10,655	
March	11,629	
April	12,071	
May	12,071	
June	12,071	

QUALITY

	Quantity	Base Number	Contract	AT	Region	England
% of FP17s for the same patient ID Re-attending within 3 months - Children	43	594	7.2%	10.7%	12.0%	12.4%
% of FP17s for the same patient ID Re-attending within 3 months - Adults	226	1,577	14.3%	15.2%	15.9%	16.7%
% of FP17s for the same patient ID Re-attending between 3 & 9 months - Children	338	594	56.9%	55.3%	58.6%	57.4%
% of FP17s for the same patient ID Re-attending between 3 & 9 months - Adults	757	1,577	48.0%	48.8%	51.6%	50.5%
% of FP17s for Band 1 Urgent Courses	158	1,985	8.0%	8.4%	8.0%	9.1%
% of FP17s Relating to Free Repair or Replacements	23	1,985	1.2%	0.8%	0.8%	0.8%
% of FP17s Relating to Continuations	20	1,985	1.0%	1.1%	1.3%	1.3%
% of Patients satisfied with the dentistry they have received	6	7	N/A	93.9%	93.1%	93.2%
% of Patients satisfied with the time they had to wait for an appointment	5	7	N/A	90.7%	89.1%	89.0%

* This is based on patients treated on this contract for their most recent course of treatment. Figures in italics indicate the base number of FP17s or Patient Questionnaire responses are less than 100. N/A is shown where the base number of responses is less than 10 during the period. % is calculated as Quantity/Base number*100

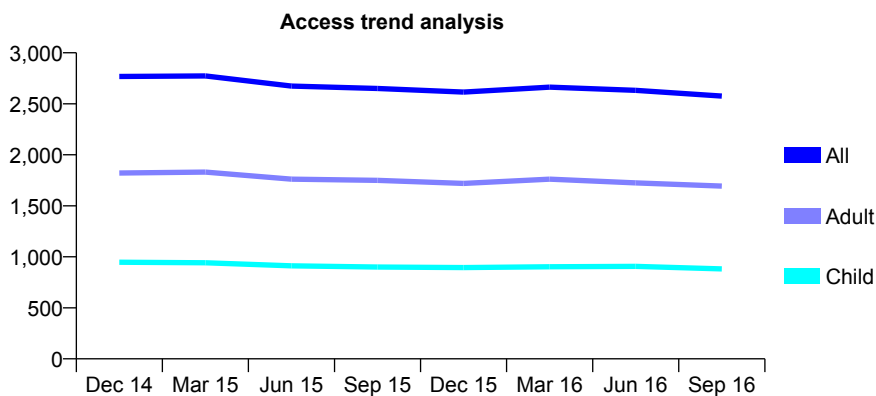
Q57 - Vital Signs At a Glance Contract Report for 105570/0001 - September 2016

Name or company name	Ramsay and Sud
Contract type name	GDS Contract
Purpose of contract	General
Contract start date	01/04/2006
Contract end date	

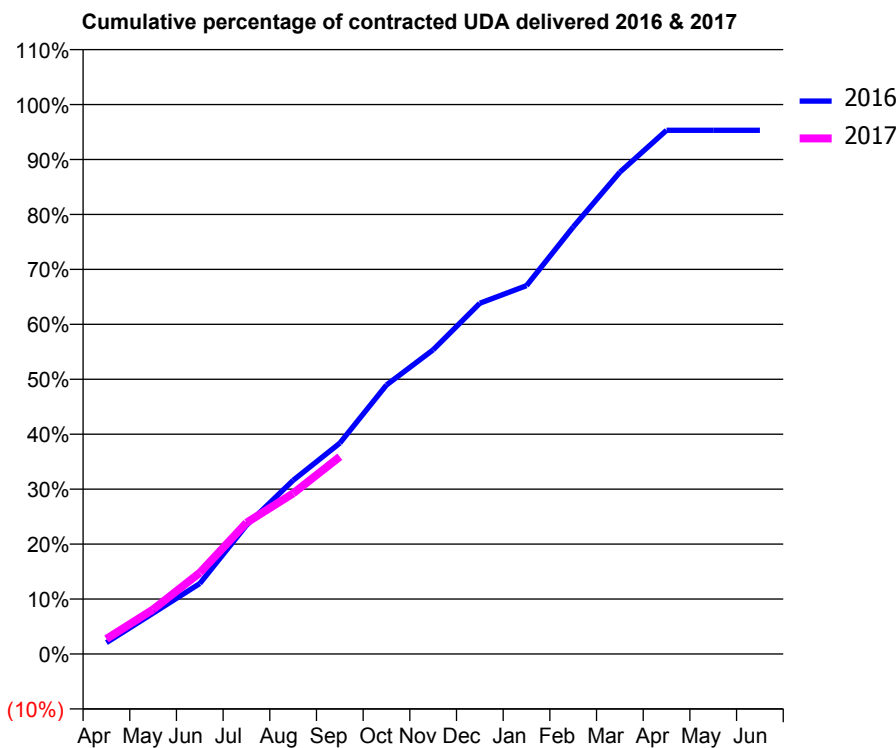
16/17 Contracted general activity (UDA)	8,500
Carry forward general activity (UDA)	0
16/17 Contracted orthodontic activity (UOA)	0
Carry forward orthodontic activity (UOA)	0
Baseline contract value	£210,718.10

ACCESS*

Patients seen in 24 months	Total	Change since previous quarter
Quarter ending September 2015	2,650	
Quarter ending December 2015	2,615	↓
Quarter ending March 2016	2,663	→
Quarter ending June 2016	2,632	↓
Quarter ending September 2016	2,576	↓
Variance since September 2015	(2.8%)	↓



ACTIVITY



Month	Adjusted Scheduled Activity (UDA)	
	2016	2017
April	175	235
May	632	691
June	1,091	1,258
July	1,992	2,031
August	2,686	2,485
September	3,261	3,052
October	4,162	
November	4,706	
December	5,425	
January	5,697	
February	6,605	
March	7,453	
April	8,102	
May	8,102	
June	8,102	

QUALITY

	Quantity	Base Number	Contract	AT	Region	England
% of FP17s for the same patient ID Re-attending within 3 months - Children	26	496	5.2%	10.7%	12.0%	12.4%
% of FP17s for the same patient ID Re-attending within 3 months - Adults	211	962	21.9%	15.2%	15.9%	16.7%
% of FP17s for the same patient ID Re-attending between 3 & 9 months - Children	211	496	42.5%	55.3%	58.6%	57.4%
% of FP17s for the same patient ID Re-attending between 3 & 9 months - Adults	358	962	37.2%	48.8%	51.6%	50.5%
% of FP17s for Band 1 Urgent Courses	35	1,249	2.8%	8.4%	8.0%	9.1%
% of FP17s Relating to Free Repair or Replacements	3	1,249	0.2%	0.8%	0.8%	0.8%
% of FP17s Relating to Continuations	95	1,249	7.6%	1.1%	1.3%	1.3%
% of Patients satisfied with the dentistry they have received	2	2	N/A	93.9%	93.1%	93.2%
% of Patients satisfied with the time they had to wait for an appointment	2	2	N/A	90.7%	89.1%	89.0%

* This is based on patients treated on this contract for their most recent course of treatment. Figures in italics indicate the base number of FP17s or Patient Questionnaire responses are less than 100. N/A is shown where the base number of responses is less than 10 during the period. % is calculated as Quantity/Base number*100

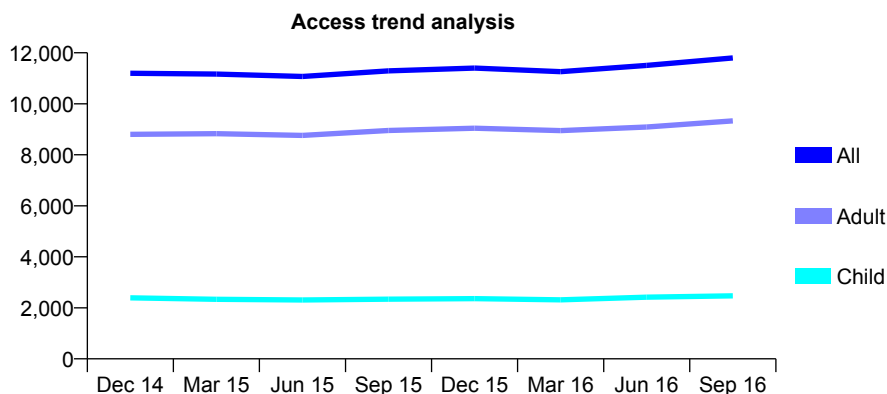
Q57 - Vital Signs At a Glance Contract Report for 107204/0001 - September 2016

Name or company name	A F Clough & T N Clough
Contract type name	GDS Contract
Purpose of contract	General
Contract start date	01/03/2008
Contract end date	

16/17 Contracted general activity (UDA)	29,583
Carry forward general activity (UDA)	-90
16/17 Contracted orthodontic activity (UOA)	0
Carry forward orthodontic activity (UOA)	0
Baseline contract value	£835,772.98

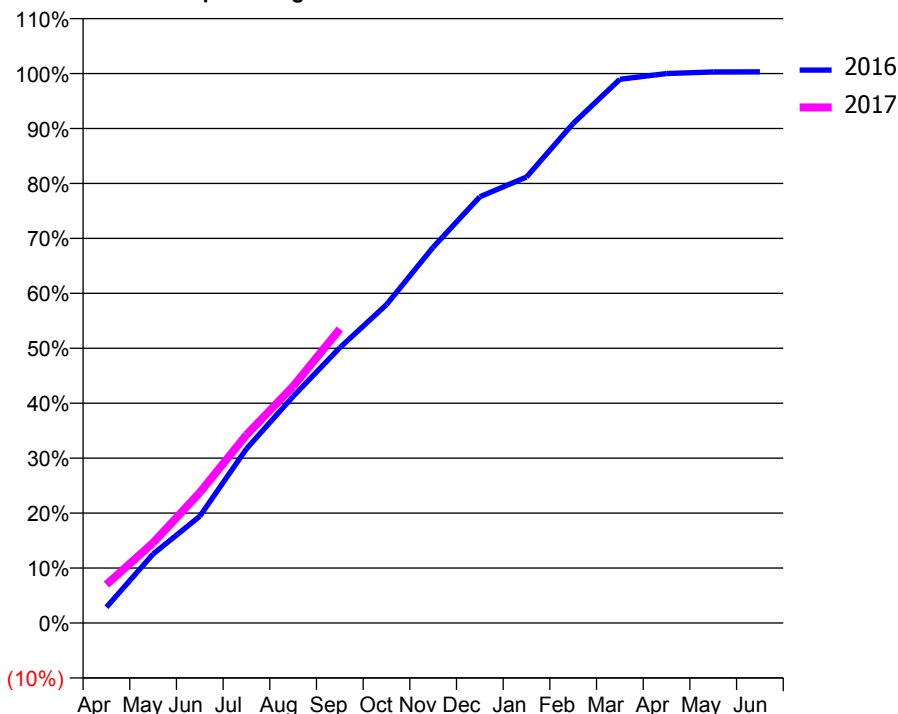
ACCESS*

Patients seen in 24 months	Total	Change since previous quarter
Quarter ending September 2015	11,293	
Quarter ending December 2015	11,403	→
Quarter ending March 2016	11,262	↓
Quarter ending June 2016	11,506	↑
Quarter ending September 2016	11,800	↑
Variance since September 2015	4.5%	↑



ACTIVITY

Cumulative percentage of contracted UDA delivered 2016 & 2017



Month	Adjusted Scheduled Activity (UDA)	
	2016	2017
April	853	2,074
May	3,713	4,315
June	5,744	7,028
July	9,376	10,134
August	12,199	12,748
September	14,824	15,829
October	17,137	
November	20,231	
December	22,944	
January	24,007	
February	26,895	
March	29,273	
April	29,581	
May	29,670	
June	29,673	

QUALITY

	Quantity	Base Number	Contract	AT	Region	England
% of FP17s for the same patient ID Re-attending within 3 months - Children	163	2,151	7.6%	10.7%	12.0%	12.4%
% of FP17s for the same patient ID Re-attending within 3 months - Adults	1,004	6,867	14.6%	15.2%	15.9%	16.7%
% of FP17s for the same patient ID Re-attending between 3 & 9 months - Children	1,287	2,151	59.8%	55.3%	58.6%	57.4%
% of FP17s for the same patient ID Re-attending between 3 & 9 months - Adults	3,389	6,867	49.4%	48.8%	51.6%	50.5%
% of FP17s for Band 1 Urgent Courses	942	8,788	10.7%	8.4%	8.0%	9.1%
% of FP17s Relating to Free Repair or Replacements	157	8,788	1.8%	0.8%	0.8%	0.8%
% of FP17s Relating to Continuations	102	8,788	1.2%	1.1%	1.3%	1.3%
% of Patients satisfied with the dentistry they have received	8	8	N/A	93.9%	93.1%	93.2%
% of Patients satisfied with the time they had to wait for an appointment	7	8	N/A	90.7%	89.1%	89.0%

* This is based on patients treated on this contract for their most recent course of treatment. Figures in italics indicate the base number of FP17s or Patient Questionnaire responses are less than 100. N/A is shown where the base number of responses is less than 10 during the period. % is calculated as Quantity/Base number*100

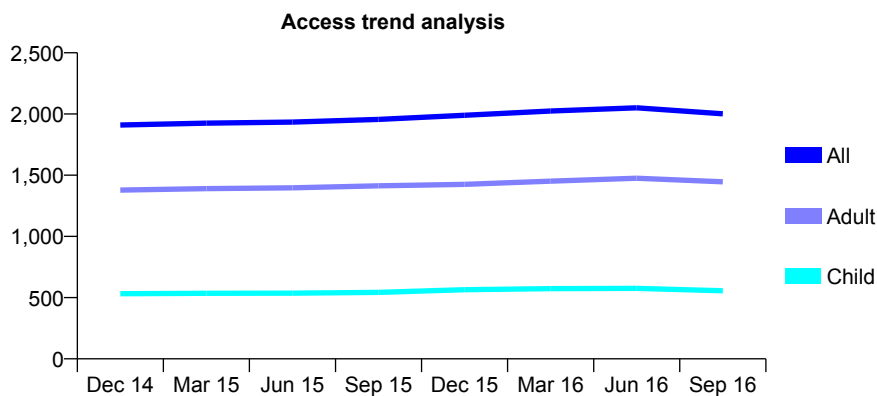
Q57 - Vital Signs At a Glance Contract Report for 108790/0001 - September 2016

Name or company name	Alexander Dental Practice
Contract type name	GDS Contract
Purpose of contract	General
Contract start date	01/09/2010
Contract end date	

16/17 Contracted general activity (UDA)	5,000
Carry forward general activity (UDA)	0
16/17 Contracted orthodontic activity (UOA)	0
Carry forward orthodontic activity (UOA)	0
Baseline contract value	£140,703.57

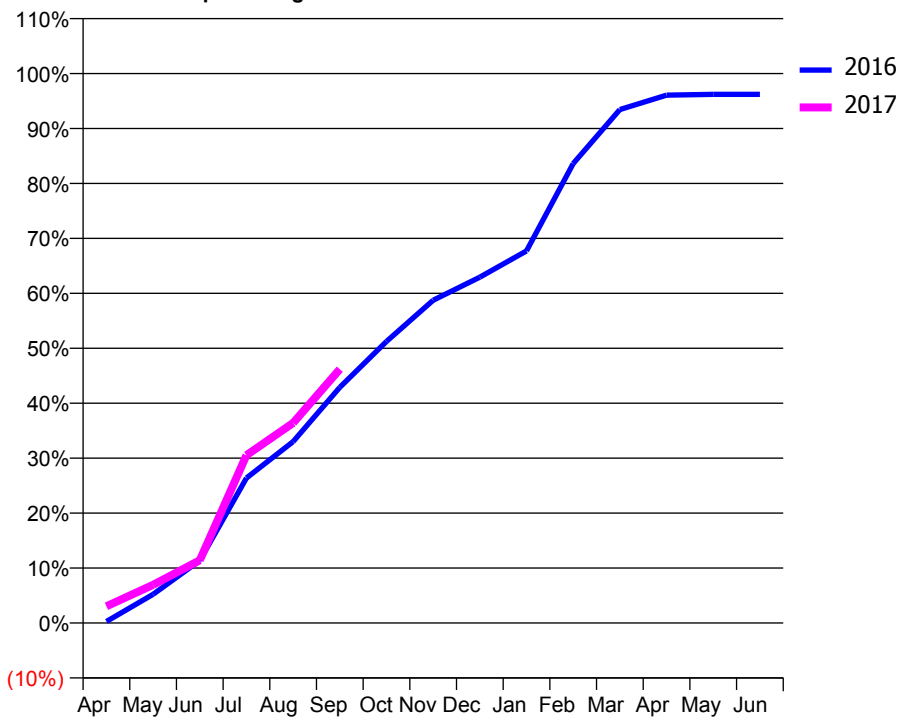
ACCESS*

Patients seen in 24 months	Total	Change since previous quarter
Quarter ending September 2015	1,956	
Quarter ending December 2015	1,990	→
Quarter ending March 2016	2,024	→
Quarter ending June 2016	2,051	→
Quarter ending September 2016	2,002	↓
Variance since September 2015	2.4%	↑



ACTIVITY

Cumulative percentage of contracted UDA delivered 2016 & 2017



Month	Adjusted Scheduled Activity (UDA)	
	2016	2017
April	14	152
May	262	348
June	569	571
July	1,319	1,527
August	1,650	1,821
September	2,145	2,310
October	2,562	
November	2,937	
December	3,147	
January	3,386	
February	4,180	
March	4,672	
April	4,803	
May	4,811	
June	4,811	

QUALITY

	Quantity	Base Number	Contract	AT	Region	England
% of FP17s for the same patient ID Re-attending within 3 months - Children	22	317	6.9%	10.7%	12.0%	12.4%
% of FP17s for the same patient ID Re-attending within 3 months - Adults	116	794	14.6%	15.2%	15.9%	16.7%
% of FP17s for the same patient ID Re-attending between 3 & 9 months - Children	118	317	37.2%	55.3%	58.6%	57.4%
% of FP17s for the same patient ID Re-attending between 3 & 9 months - Adults	269	794	33.9%	48.8%	51.6%	50.5%
% of FP17s for Band 1 Urgent Courses	168	989	17.0%	8.4%	8.0%	9.1%
% of FP17s Relating to Free Repair or Replacements	2	989	0.2%	0.8%	0.8%	0.8%
% of FP17s Relating to Continuations	8	989	0.8%	1.1%	1.3%	1.3%
% of Patients satisfied with the dentistry they have received	1	1	N/A	93.9%	93.1%	93.2%
% of Patients satisfied with the time they had to wait for an appointment	1	1	N/A	90.7%	89.1%	89.0%

* This is based on patients treated on this contract for their most recent course of treatment. Figures in italics indicate the base number of FP17s or Patient Questionnaire responses are less than 100. N/A is shown where the base number of responses is less than 10 during the period. % is calculated as Quantity/Base number*100

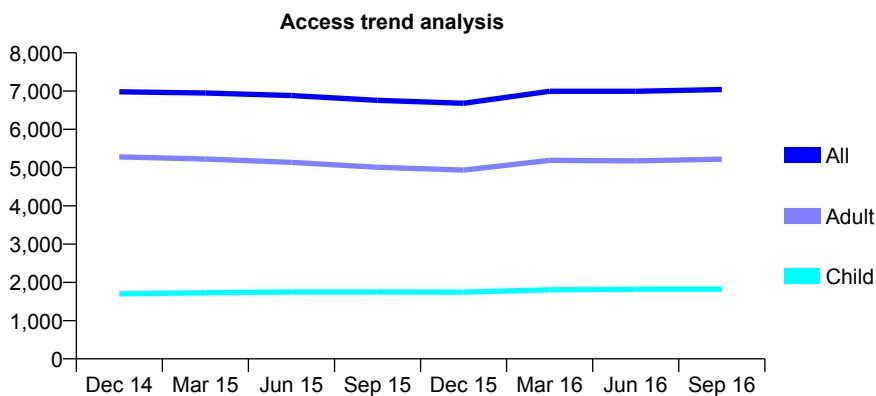
Q57 - Vital Signs At a Glance Contract Report for 109231/0001 - September 2016

Name or company name	E. Harunani & M. Kanani
Contract type name	GDS Contract
Purpose of contract	General
Contract start date	01/07/2010
Contract end date	

16/17 Contracted general activity (UDA)	20,850
Carry forward general activity (UDA)	0
16/17 Contracted orthodontic activity (UOA)	0
Carry forward orthodontic activity (UOA)	0
Baseline contract value	£514,312.82

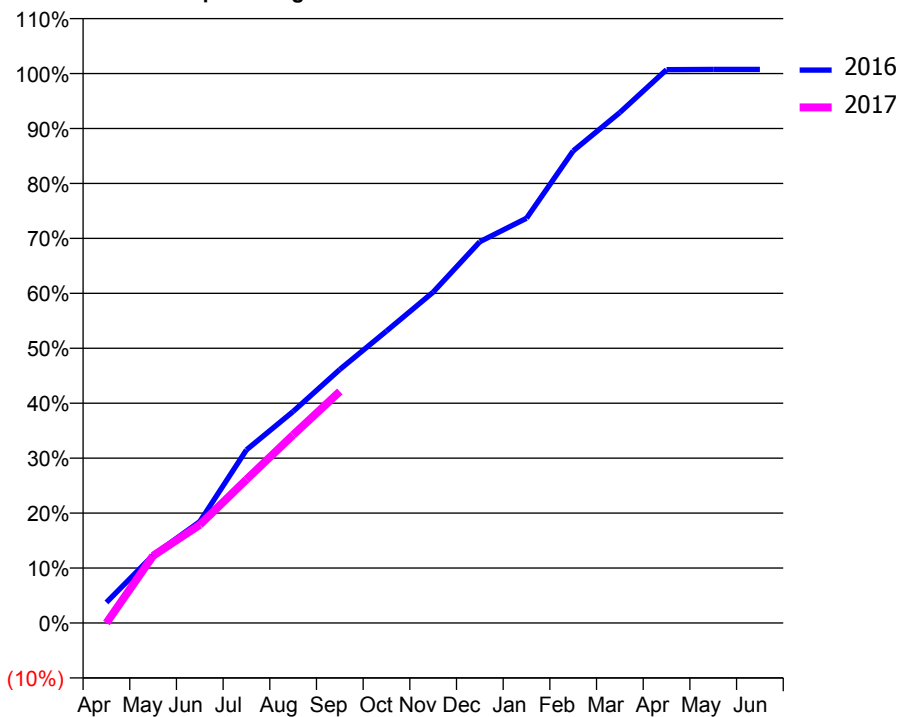
ACCESS*

Patients seen in 24 months	Total	Change since previous quarter
Quarter ending September 2015	6,756	
Quarter ending December 2015	6,679	↓
Quarter ending March 2016	6,993	↑
Quarter ending June 2016	6,995	→
Quarter ending September 2016	7,040	→
Variance since September 2015	4.2%	↑



ACTIVITY

Cumulative percentage of contracted UDA delivered 2016 & 2017



Adjusted Scheduled Activity (UDA)

Month	2016	2017
April	781	0
May	2,574	2,550
June	3,848	3,727
July	6,570	5,449
August	8,027	7,139
September	9,620	8,784
October	11,079	
November	12,558	
December	14,469	
January	15,360	
February	17,913	
March	19,372	
April	20,997	
May	21,007	
June	21,004	

QUALITY

	Quantity	Base Number	Contract	AT	Region	England
% of FP17s for the same patient ID Re-attending within 3 months - Children	85	1,412	6.0%	10.7%	12.0%	12.4%
% of FP17s for the same patient ID Re-attending within 3 months - Adults	641	3,798	16.9%	15.2%	15.9%	16.7%
% of FP17s for the same patient ID Re-attending between 3 & 9 months - Children	875	1,412	62.0%	55.3%	58.6%	57.4%
% of FP17s for the same patient ID Re-attending between 3 & 9 months - Adults	1,845	3,798	48.6%	48.8%	51.6%	50.5%
% of FP17s for Band 1 Urgent Courses	708	4,456	15.9%	8.4%	8.0%	9.1%
% of FP17s Relating to Free Repair or Replacements	1	4,456	0.0%	0.8%	0.8%	0.8%
% of FP17s Relating to Continuations	55	4,456	1.2%	1.1%	1.3%	1.3%
% of Patients satisfied with the dentistry they have received	9	9	N/A	93.9%	93.1%	93.2%
% of Patients satisfied with the time they had to wait for an appointment	6	9	N/A	90.7%	89.1%	89.0%

* This is based on patients treated on this contract for their most recent course of treatment. Figures in italics indicate the base number of FP17s or Patient Questionnaire responses are less than 100. N/A is shown where the base number of responses is less than 10 during the period. % is calculated as Quantity/Base number*100

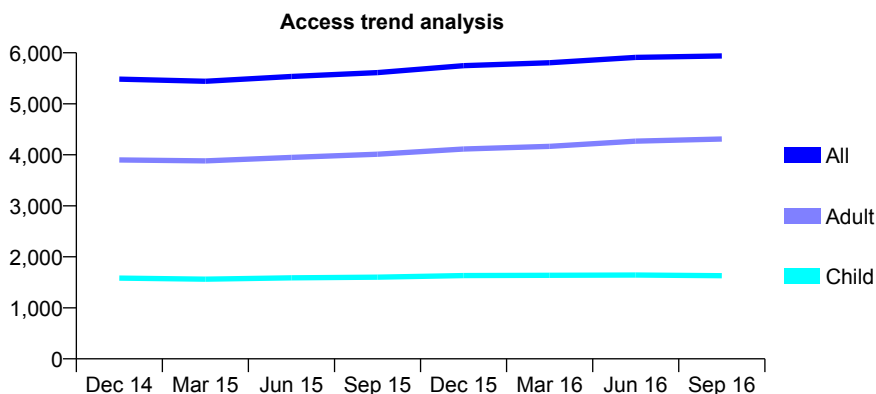
Q57 - Vital Signs At a Glance Contract Report for 109894/0001 - September 2016

Name or company name	Mr T C Patel and Mrs K Patel
Contract type name	GDS Contract
Purpose of contract	General
Contract start date	01/05/2011
Contract end date	

16/17 Contracted general activity (UDA)	12,494
Carry forward general activity (UDA)	-27
16/17 Contracted orthodontic activity (UOA)	0
Carry forward orthodontic activity (UOA)	0
Baseline contract value	£293,755.61

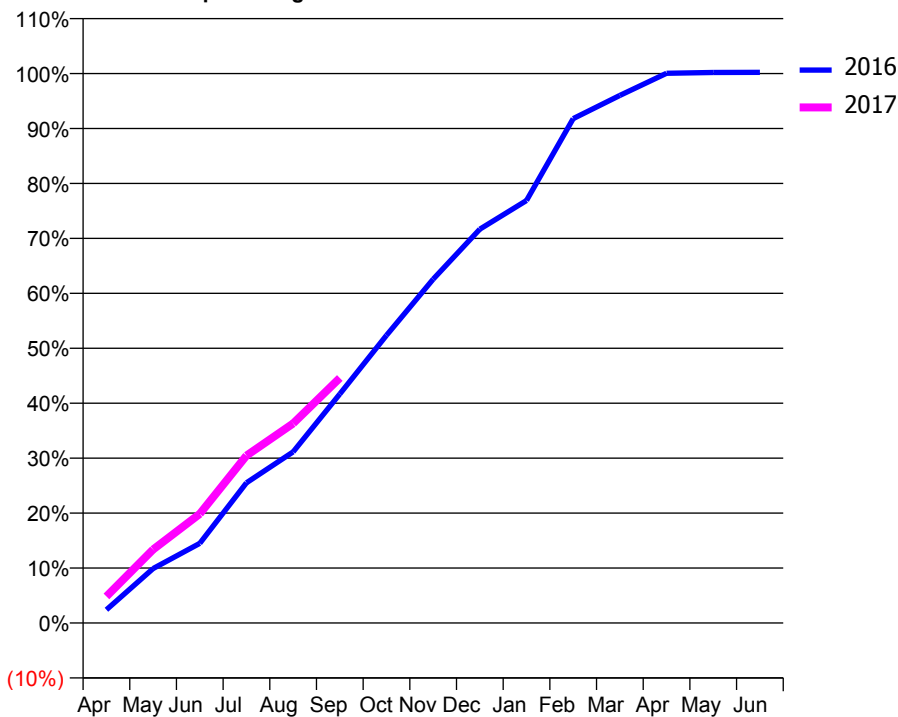
ACCESS*

Patients seen in 24 months	Total	Change since previous quarter
Quarter ending September 2015	5,612	
Quarter ending December 2015	5,747	↑
Quarter ending March 2016	5,804	→
Quarter ending June 2016	5,911	→
Quarter ending September 2016	5,939	→
Variance since September 2015	5.8%	↑



ACTIVITY

Cumulative percentage of contracted UDA delivered 2016 & 2017



Month	Adjusted Scheduled Activity (UDA)	
	2016	2017
April	303	606
May	1,238	1,671
June	1,813	2,480
July	3,189	3,808
August	3,890	4,537
September	5,206	5,571
October	6,540	
November	7,816	
December	8,955	
January	9,607	
February	11,468	
March	11,997	
April	12,500	
May	12,518	
June	12,521	

QUALITY

	Quantity	Base Number	Contract	AT	Region	England
% of FP17s for the same patient ID Re-attending within 3 months - Children	90	1,349	6.7%	10.7%	12.0%	12.4%
% of FP17s for the same patient ID Re-attending within 3 months - Adults	360	2,878	12.5%	15.2%	15.9%	16.7%
% of FP17s for the same patient ID Re-attending between 3 & 9 months - Children	899	1,349	66.6%	55.3%	58.6%	57.4%
% of FP17s for the same patient ID Re-attending between 3 & 9 months - Adults	1,487	2,878	51.7%	48.8%	51.6%	50.5%
% of FP17s for Band 1 Urgent Courses	148	3,137	4.7%	8.4%	8.0%	9.1%
% of FP17s Relating to Free Repair or Replacements	34	3,137	1.1%	0.8%	0.8%	0.8%
% of FP17s Relating to Continuations	12	3,137	0.4%	1.1%	1.3%	1.3%
% of Patients satisfied with the dentistry they have received	3	3	N/A	93.9%	93.1%	93.2%
% of Patients satisfied with the time they had to wait for an appointment	2	3	N/A	90.7%	89.1%	89.0%

* This is based on patients treated on this contract for their most recent course of treatment. Figures in italics indicate the base number of FP17s or Patient Questionnaire responses are less than 100. N/A is shown where the base number of responses is less than 10 during the period. % is calculated as Quantity/Base number*100

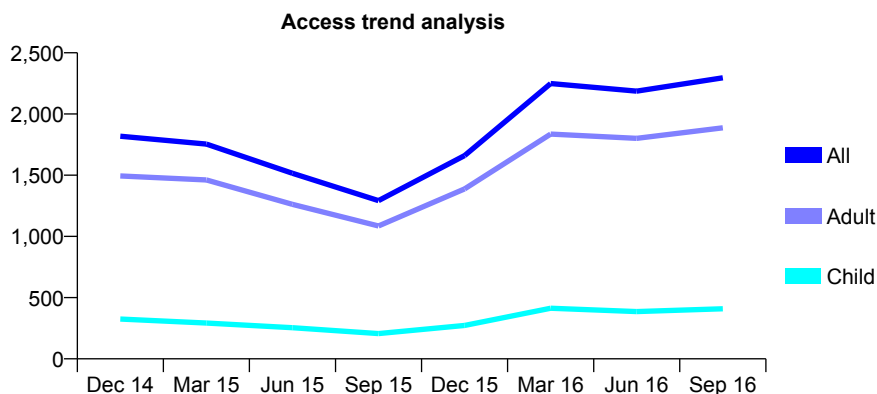
Q57 - Vital Signs At a Glance Contract Report for 109991/0001 - September 2016

Name or company name	MR CP ELMES
Contract type name	GDS Contract
Purpose of contract	General
Contract start date	01/03/2014
Contract end date	

16/17 Contracted general activity (UDA)	6,975
Carry forward general activity (UDA)	0
16/17 Contracted orthodontic activity (UOA)	0
Carry forward orthodontic activity (UOA)	0
Baseline contract value	£154,950.20

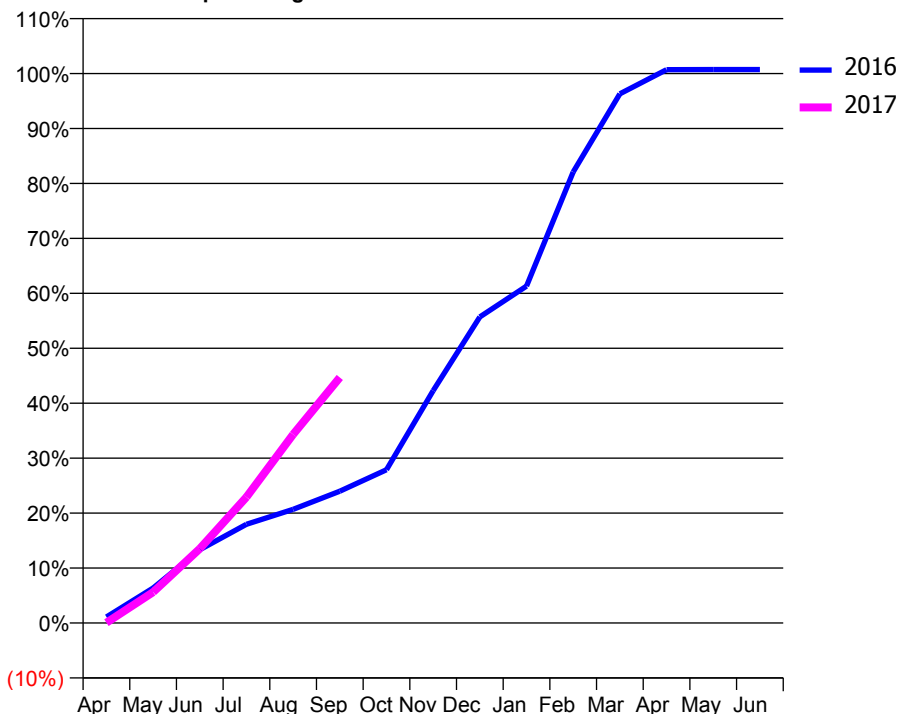
ACCESS*

Patients seen in 24 months	Total	Change since previous quarter
Quarter ending September 2015	1,292	
Quarter ending December 2015	1,661	↑
Quarter ending March 2016	2,249	↑
Quarter ending June 2016	2,187	↓
Quarter ending September 2016	2,296	↑
Variance since September 2015	77.7%	↑



ACTIVITY

Cumulative percentage of contracted UDA delivered 2016 & 2017



Month	Adjusted Scheduled Activity (UDA)	
	2016	2017
April	77	4
May	444	392
June	931	943
July	1,254	1,598
August	1,443	2,393
September	1,673	3,116
October	1,946	
November	2,950	
December	3,885	
January	4,276	
February	5,725	
March	6,718	
April	7,023	
May	7,025	
June	7,025	

QUALITY

	Quantity	Base Number	Contract	AT	Region	England
% of FP17s for the same patient ID Re-attending within 3 months - Children	11	288	3.8%	10.7%	12.0%	12.4%
% of FP17s for the same patient ID Re-attending within 3 months - Adults	135	1,319	10.2%	15.2%	15.9%	16.7%
% of FP17s for the same patient ID Re-attending between 3 & 9 months - Children	165	288	57.3%	55.3%	58.6%	57.4%
% of FP17s for the same patient ID Re-attending between 3 & 9 months - Adults	760	1,319	57.6%	48.8%	51.6%	50.5%
% of FP17s for Band 1 Urgent Courses	52	1,510	3.4%	8.4%	8.0%	9.1%
% of FP17s Relating to Free Repair or Replacements	8	1,510	0.5%	0.8%	0.8%	0.8%
% of FP17s Relating to Continuations	2	1,510	0.1%	1.1%	1.3%	1.3%
% of Patients satisfied with the dentistry they have received	3	3	N/A	93.9%	93.1%	93.2%
% of Patients satisfied with the time they had to wait for an appointment	2	3	N/A	90.7%	89.1%	89.0%

* This is based on patients treated on this contract for their most recent course of treatment. Figures in italics indicate the base number of FP17s or Patient Questionnaire responses are less than 100. N/A is shown where the base number of responses is less than 10 during the period. % is calculated as Quantity/Base number*100

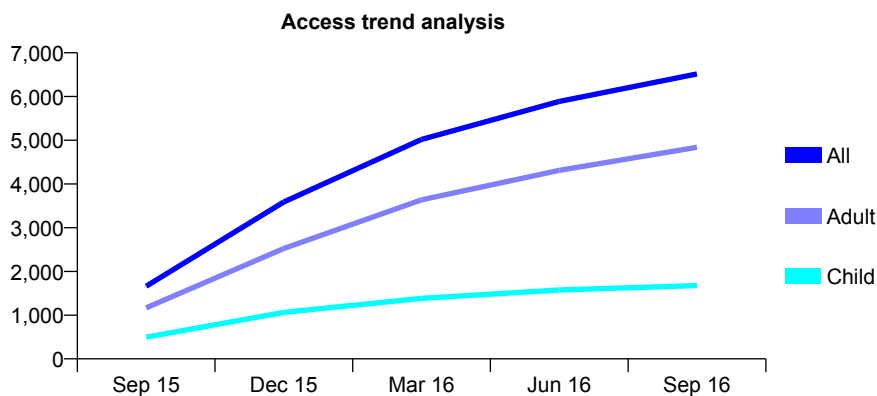
Q57 - Vital Signs At a Glance Contract Report for 110299/0002 - September 2016

Name or company name	J A Copsey and A K Khosla
Contract type name	GDS Contract
Purpose of contract	General
Contract start date	01/07/2015
Contract end date	

16/17 Contracted general activity (UDA)	20,223
Carry forward general activity (UDA)	233
16/17 Contracted orthodontic activity (UOA)	0
Carry forward orthodontic activity (UOA)	0
Baseline contract value	£608,496.44

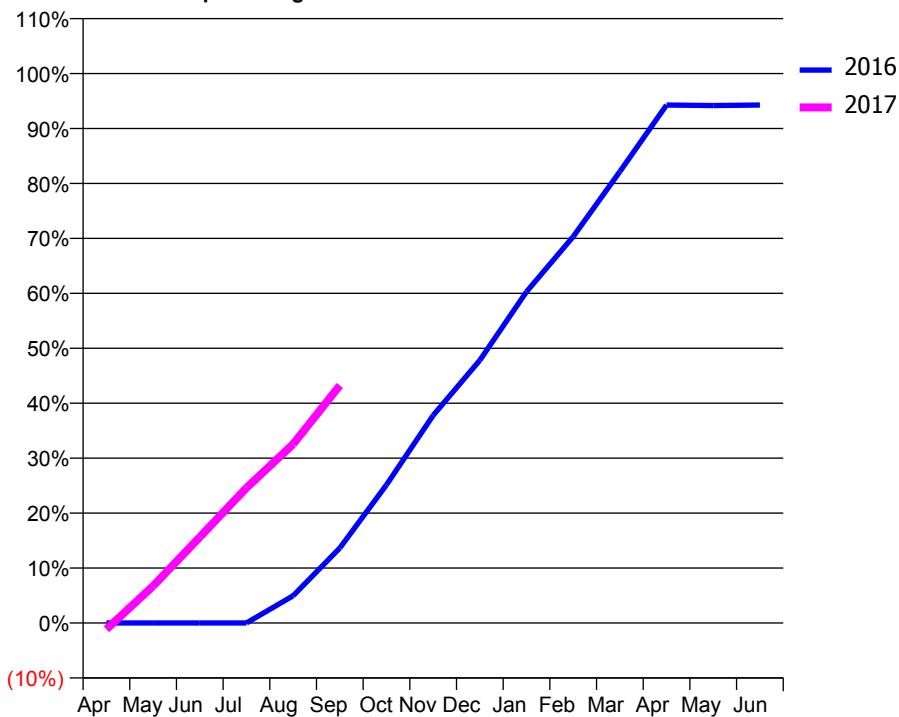
ACCESS*

Patients seen in 24 months	Total	Change since previous quarter
Quarter ending September 2015	1,662	
Quarter ending December 2015	3,588	↑
Quarter ending March 2016	5,019	↑
Quarter ending June 2016	5,887	↑
Quarter ending September 2016	6,516	↑
Variance since September 2015	292.1%	↑



ACTIVITY

Cumulative percentage of contracted UDA delivered 2016 & 2017



Month	Adjusted Scheduled Activity (UDA)	
	2016	2017
April	0	-233
May	0	1,364
June	0	3,161
July	0	4,974
August	736	6,585
September	2,020	8,741
October	3,725	
November	5,596	
December	7,079	
January	8,926	
February	10,408	
March	12,160	
April	13,953	
May	13,941	
June	13,953	

QUALITY

	Quantity	Base Number	Contract	AT	Region	England
% of FP17s for the same patient ID Re-attending within 3 months - Children	64	1,288	5.0%	10.7%	12.0%	12.4%
% of FP17s for the same patient ID Re-attending within 3 months - Adults	439	3,654	12.0%	15.2%	15.9%	16.7%
% of FP17s for the same patient ID Re-attending between 3 & 9 months - Children	654	1,288	50.8%	55.3%	58.6%	57.4%
% of FP17s for the same patient ID Re-attending between 3 & 9 months - Adults	1,595	3,654	43.7%	48.8%	51.6%	50.5%
% of FP17s for Band 1 Urgent Courses	260	4,142	6.3%	8.4%	8.0%	9.1%
% of FP17s Relating to Free Repair or Replacements	30	4,142	0.7%	0.8%	0.8%	0.8%
% of FP17s Relating to Continuations	33	4,142	0.8%	1.1%	1.3%	1.3%
% of Patients satisfied with the dentistry they have received	6	6	N/A	93.9%	93.1%	93.2%
% of Patients satisfied with the time they had to wait for an appointment	6	6	N/A	90.7%	89.1%	89.0%

* This is based on patients treated on this contract for their most recent course of treatment. Figures in italics indicate the base number of FP17s or Patient Questionnaire responses are less than 100. N/A is shown where the base number of responses is less than 10 during the period. % is calculated as Quantity/Base number*100

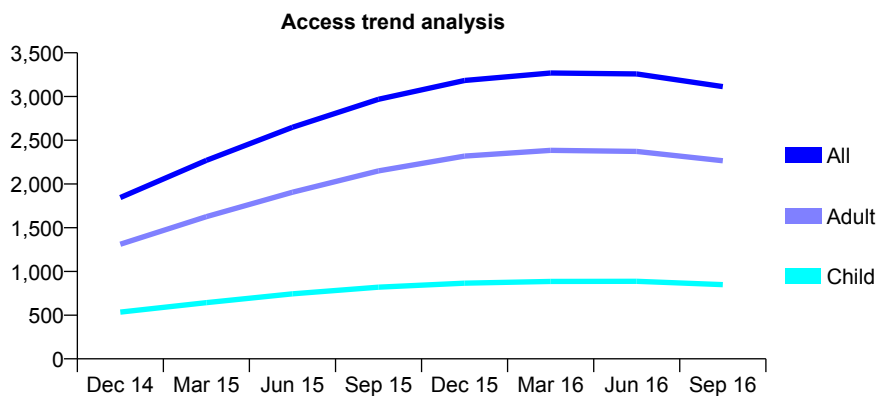
Q57 - Vital Signs At a Glance Contract Report for 110329/0001 - September 2016

Name or company name	Mr Yap & Mr Dhamu
Contract type name	GDS Contract
Purpose of contract	General
Contract start date	01/04/2014
Contract end date	

16/17 Contracted general activity (UDA)	9,860
Carry forward general activity (UDA)	0
16/17 Contracted orthodontic activity (UOA)	0
Carry forward orthodontic activity (UOA)	0
Baseline contract value	£312,470.66

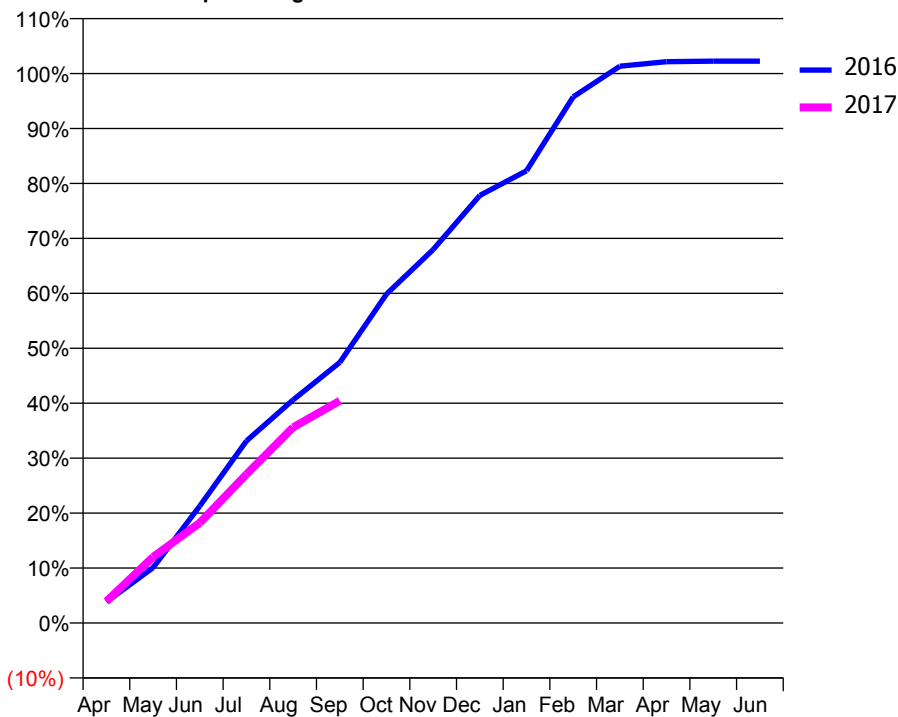
ACCESS*

Patients seen in 24 months	Total	Change since previous quarter
Quarter ending September 2015	2,968	
Quarter ending December 2015	3,184	↑
Quarter ending March 2016	3,269	↑
Quarter ending June 2016	3,259	→
Quarter ending September 2016	3,114	↓
Variance since September 2015	4.9%	↑



ACTIVITY

Cumulative percentage of contracted UDA delivered 2016 & 2017



Month	Adjusted Scheduled Activity (UDA)	
	2016	2017
April	379	389
May	994	1,184
June	2,099	1,799
July	3,266	2,669
August	4,004	3,512
September	4,675	3,988
October	5,903	
November	6,700	
December	7,672	
January	8,116	
February	9,441	
March	9,990	
April	10,073	
May	10,082	
June	10,082	

QUALITY

	Quantity	Base Number	Contract	AT	Region	England
% of FP17s for the same patient ID Re-attending within 3 months - Children	25	415	6.0%	10.7%	12.0%	12.4%
% of FP17s for the same patient ID Re-attending within 3 months - Adults	64	990	6.5%	15.2%	15.9%	16.7%
% of FP17s for the same patient ID Re-attending between 3 & 9 months - Children	105	415	25.3%	55.3%	58.6%	57.4%
% of FP17s for the same patient ID Re-attending between 3 & 9 months - Adults	334	990	33.7%	48.8%	51.6%	50.5%
% of FP17s for Band 1 Urgent Courses	36	1,374	2.6%	8.4%	8.0%	9.1%
% of FP17s Relating to Free Repair or Replacements	0	1,374	0.0%	0.8%	0.8%	0.8%
% of FP17s Relating to Continuations	0	1,374	0.0%	1.1%	1.3%	1.3%
% of Patients satisfied with the dentistry they have received	11	12	91.7%	93.9%	93.1%	93.2%
% of Patients satisfied with the time they had to wait for an appointment	10	12	83.3%	90.7%	89.1%	89.0%

* This is based on patients treated on this contract for their most recent course of treatment. Figures in italics indicate the base number of FP17s or Patient Questionnaire responses are less than 100. N/A is shown where the base number of responses is less than 10 during the period. % is calculated as Quantity/Base number*100

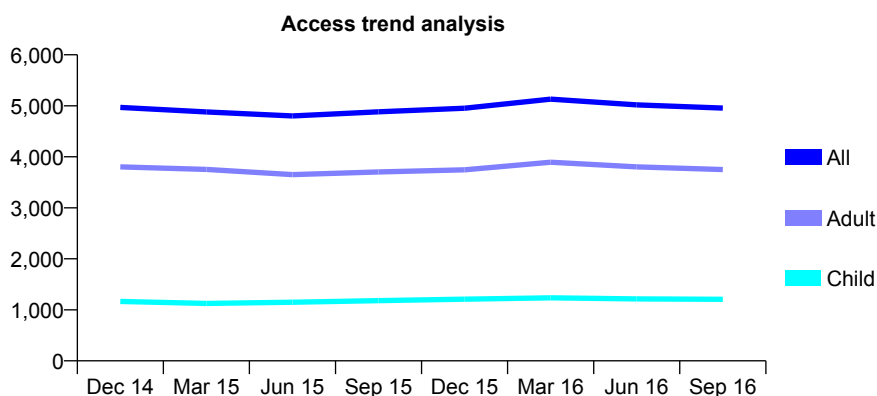
Q57 - Vital Signs At a Glance Contract Report for 110523/0001 - September 2016

Name or company name	E Harunani, M Kanani & M N Harunani
Contract type name	PDS Plus Contract
Purpose of contract	General
Contract start date	01/04/2012
Contract end date	31/05/2017

16/17 Contracted general activity (UDA)	15,247
Carry forward general activity (UDA)	0
16/17 Contracted orthodontic activity (UOA)	0
Carry forward orthodontic activity (UOA)	0
Baseline contract value	£191,650.65

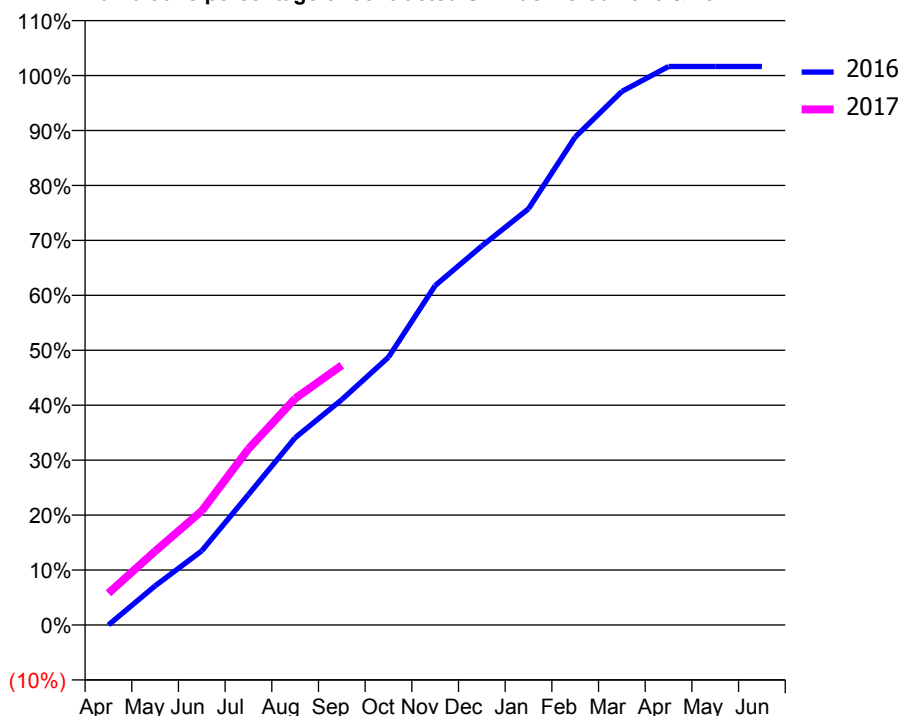
ACCESS*

Patients seen in 24 months	Total	Change since previous quarter
Quarter ending September 2015	4,883	
Quarter ending December 2015	4,953	→
Quarter ending March 2016	5,130	↑
Quarter ending June 2016	5,018	↓
Quarter ending September 2016	4,956	↓
Variance since September 2015	1.5%	→



ACTIVITY

Cumulative percentage of contracted UDA delivered 2016 & 2017



Month	Adjusted Scheduled Activity (UDA)	
	2016	2017
April	3	884
May	1,088	2,047
June	2,060	3,167
July	3,620	4,885
August	5,198	6,285
September	6,254	7,207
October	7,431	
November	9,417	
December	10,518	
January	11,549	
February	13,539	
March	14,805	
April	15,498	
May	15,498	
June	15,498	

QUALITY

	Quantity	Base Number	Contract	AT	Region	England
% of FP17s for the same patient ID Re-attending within 3 months - Children	78	822	9.5%	10.7%	12.0%	12.4%
% of FP17s for the same patient ID Re-attending within 3 months - Adults	475	2,327	20.4%	15.2%	15.9%	16.7%
% of FP17s for the same patient ID Re-attending between 3 & 9 months - Children	427	822	51.9%	55.3%	58.6%	57.4%
% of FP17s for the same patient ID Re-attending between 3 & 9 months - Adults	970	2,327	41.7%	48.8%	51.6%	50.5%
% of FP17s for Band 1 Urgent Courses	384	2,950	13.0%	8.4%	8.0%	9.1%
% of FP17s Relating to Free Repair or Replacements	5	2,950	0.2%	0.8%	0.8%	0.8%
% of FP17s Relating to Continuations	134	2,950	4.5%	1.1%	1.3%	1.3%
% of Patients satisfied with the dentistry they have received	18	20	90.0%	93.9%	93.1%	93.2%
% of Patients satisfied with the time they had to wait for an appointment	18	20	90.0%	90.7%	89.1%	89.0%

* This is based on patients treated on this contract for their most recent course of treatment. Figures in italics indicate the base number of FP17s or Patient Questionnaire responses are less than 100. N/A is shown where the base number of responses is less than 10 during the period. % is calculated as Quantity/Base number*100

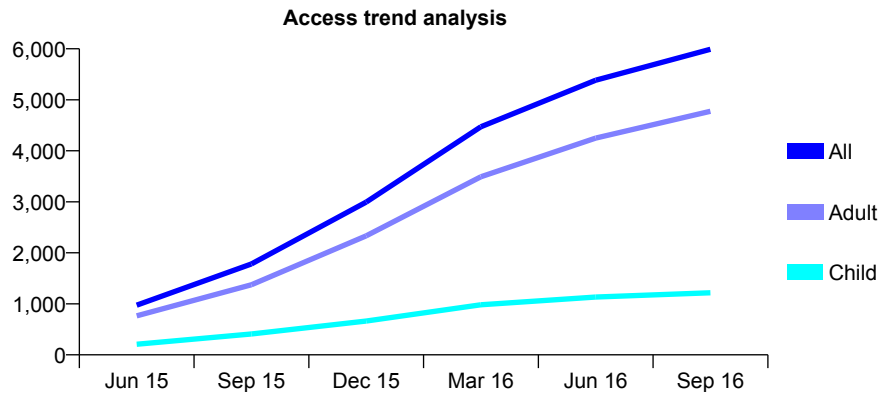
Q57 - Vital Signs At a Glance Contract Report for 111074/0001 - September 2016

Name or company name	Cygnets Dental Practice
Contract type name	GDS Contract
Purpose of contract	General
Contract start date	01/04/2015
Contract end date	

16/17 Contracted general activity (UDA)	21,884
Carry forward general activity (UDA)	0
16/17 Contracted orthodontic activity (UOA)	0
Carry forward orthodontic activity (UOA)	0
Baseline contract value	£526,156.77

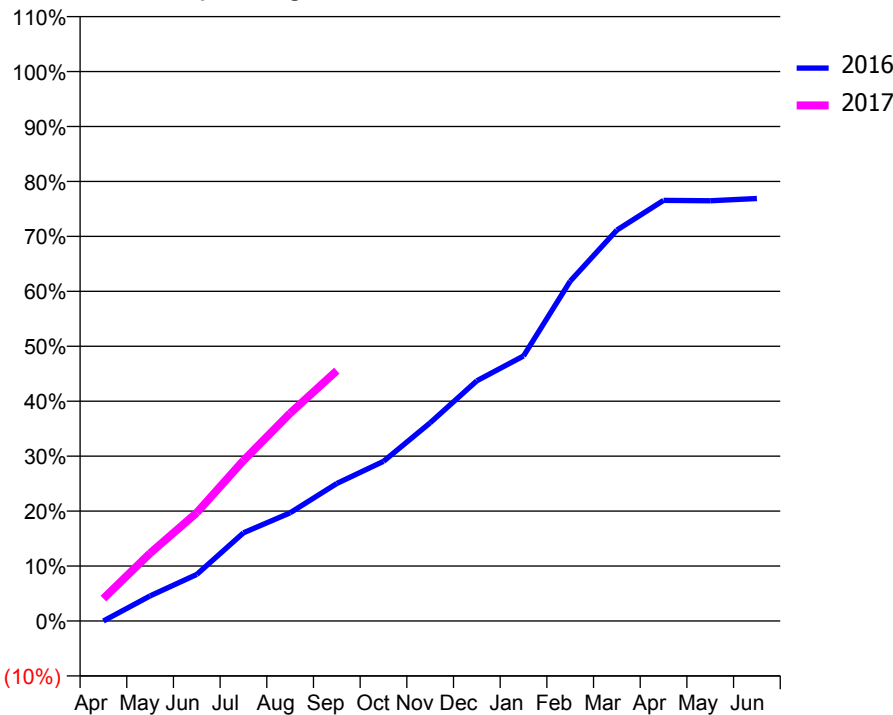
ACCESS*

Patients seen in 24 months	Total	Change since previous quarter
Quarter ending September 2015	1,782	
Quarter ending December 2015	2,996	↑
Quarter ending March 2016	4,473	↑
Quarter ending June 2016	5,384	↑
Quarter ending September 2016	5,991	↑
Variance since September 2015	236.2%	↑



ACTIVITY

Cumulative percentage of contracted UDA delivered 2016 & 2017



Month	Adjusted Scheduled Activity (UDA)	
	2016	2017
April	0	894
May	1,003	2,702
June	1,858	4,317
July	3,512	6,389
August	4,310	8,276
September	5,478	9,970
October	6,358	
November	7,893	
December	9,568	
January	10,555	
February	13,535	
March	15,569	
April	16,753	
May	16,739	
June	16,825	

QUALITY

	Quantity	Base Number	Contract	AT	Region	England
% of FP17s for the same patient ID Re-attending within 3 months - Children	95	990	9.6%	10.7%	12.0%	12.4%
% of FP17s for the same patient ID Re-attending within 3 months - Adults	622	4,007	15.5%	15.2%	15.9%	16.7%
% of FP17s for the same patient ID Re-attending between 3 & 9 months - Children	432	990	43.6%	55.3%	58.6%	57.4%
% of FP17s for the same patient ID Re-attending between 3 & 9 months - Adults	1,501	4,007	37.5%	48.8%	51.6%	50.5%
% of FP17s for Band 1 Urgent Courses	476	4,583	10.4%	8.4%	8.0%	9.1%
% of FP17s Relating to Free Repair or Replacements	57	4,583	1.2%	0.8%	0.8%	0.8%
% of FP17s Relating to Continuations	68	4,583	1.5%	1.1%	1.3%	1.3%
% of Patients satisfied with the dentistry they have received	7	8	N/A	93.9%	93.1%	93.2%
% of Patients satisfied with the time they had to wait for an appointment	8	8	N/A	90.7%	89.1%	89.0%

* This is based on patients treated on this contract for their most recent course of treatment. Figures in italics indicate the base number of FP17s or Patient Questionnaire responses are less than 100. N/A is shown where the base number of responses is less than 10 during the period. % is calculated as Quantity/Base number*100

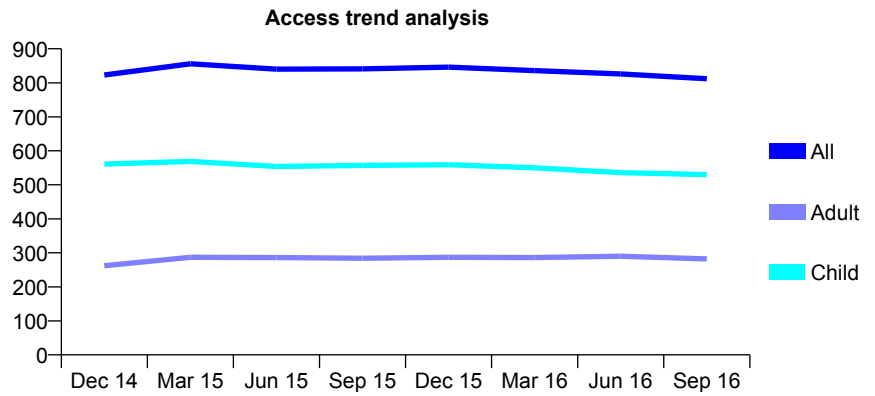
Q57 - Vital Signs At a Glance Contract Report for 112232/0001 - September 2016

Name or company name	M Duncan & K Singh
Contract type name	GDS Contract
Purpose of contract	General
Contract start date	01/04/2009
Contract end date	

16/17 Contracted general activity (UDA)	2,000
Carry forward general activity (UDA)	0
16/17 Contracted orthodontic activity (UOA)	0
Carry forward orthodontic activity (UOA)	0
Baseline contract value	£47,486.94

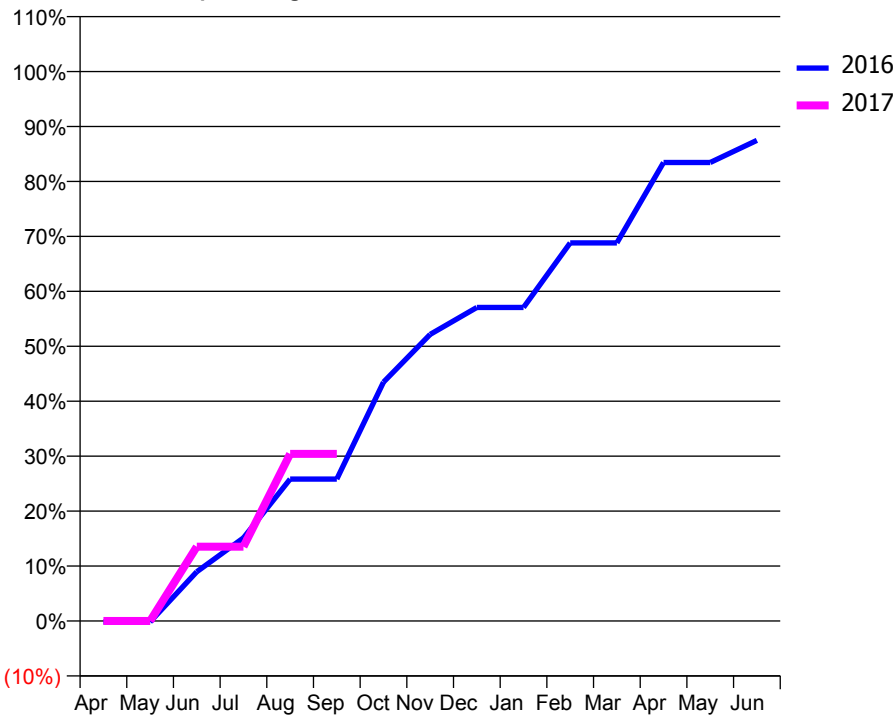
ACCESS*

Patients seen in 24 months	Total	Change since previous quarter
Quarter ending September 2015	841	
Quarter ending December 2015	846	→
Quarter ending March 2016	836	↓
Quarter ending June 2016	826	↓
Quarter ending September 2016	812	↓
Variance since September 2015	(3.4%)	↓



ACTIVITY

Cumulative percentage of contracted UDA delivered 2016 & 2017



Adjusted Scheduled Activity (UDA)		
Month	2016	2017
April	-4	0
May	-4	0
June	179	270
July	302	270
August	517	609
September	517	609
October	870	
November	1,043	
December	1,141	
January	1,141	
February	1,376	
March	1,376	
April	1,669	
May	1,669	
June	1,749	

QUALITY

	Quantity	Base Number	Contract	AT	Region	England
% of FP17s for the same patient ID Re-attending within 3 months - Children	26	495	5.3%	10.7%	12.0%	12.4%
% of FP17s for the same patient ID Re-attending within 3 months - Adults	11	147	7.5%	15.2%	15.9%	16.7%
% of FP17s for the same patient ID Re-attending between 3 & 9 months - Children	365	495	73.7%	55.3%	58.6%	57.4%
% of FP17s for the same patient ID Re-attending between 3 & 9 months - Adults	66	147	44.9%	48.8%	51.6%	50.5%
% of FP17s for Band 1 Urgent Courses	33	397	8.3%	8.4%	8.0%	9.1%
% of FP17s Relating to Free Repair or Replacements	0	397	0.0%	0.8%	0.8%	0.8%
% of FP17s Relating to Continuations	1	397	0.3%	1.1%	1.3%	1.3%
% of Patients satisfied with the dentistry they have received	0	0	N/A	93.9%	93.1%	93.2%
% of Patients satisfied with the time they had to wait for an appointment	0	0	N/A	90.7%	89.1%	89.0%

* This is based on patients treated on this contract for their most recent course of treatment. Figures in italics indicate the base number of FP17s or Patient Questionnaire responses are less than 100. N/A is shown where the base number of responses is less than 10 during the period. % is calculated as Quantity/Base number*100

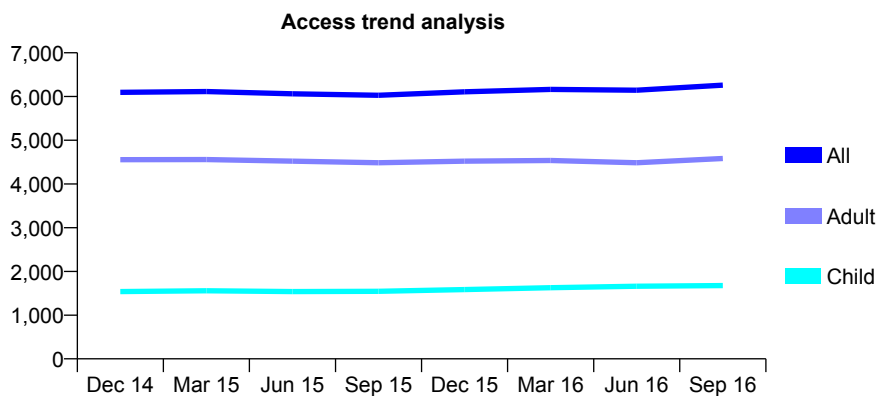
Q57 - Vital Signs At a Glance Contract Report for 114944/0001 - September 2016

Name or company name	Hockley Dental Care
Contract type name	GDS Contract
Purpose of contract	General
Contract start date	01/10/2010
Contract end date	

16/17 Contracted general activity (UDA)	16,000
Carry forward general activity (UDA)	0
16/17 Contracted orthodontic activity (UOA)	0
Carry forward orthodontic activity (UOA)	0
Baseline contract value	£383,616.65

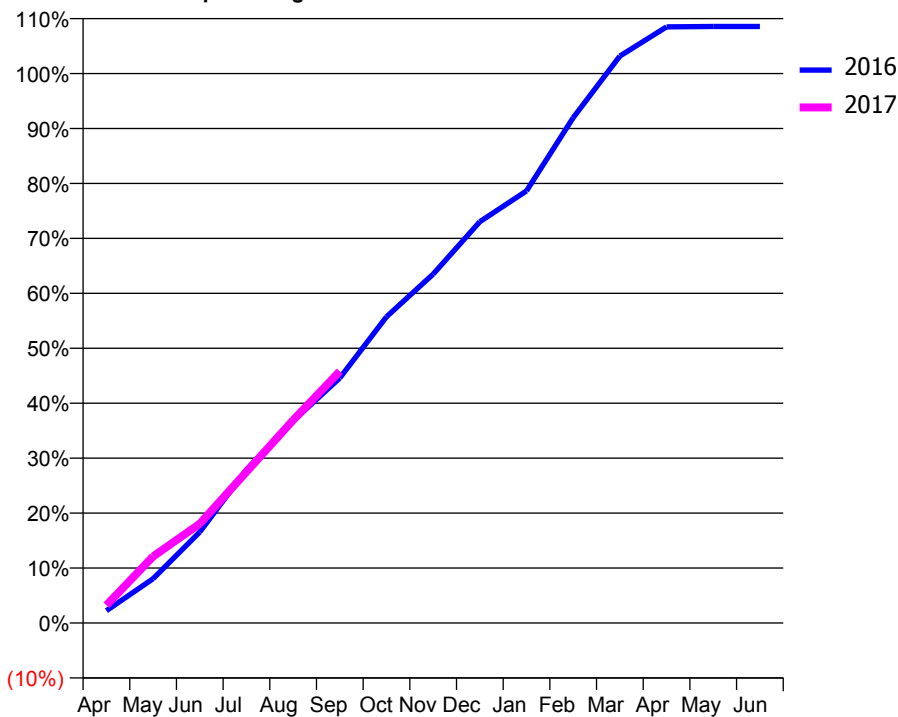
ACCESS*

Patients seen in 24 months	Total	Change since previous quarter
Quarter ending September 2015	6,028	
Quarter ending December 2015	6,108	→
Quarter ending March 2016	6,162	→
Quarter ending June 2016	6,145	→
Quarter ending September 2016	6,260	→
Variance since September 2015	3.8%	↑



ACTIVITY

Cumulative percentage of contracted UDA delivered 2016 & 2017



Month	Adjusted Scheduled Activity (UDA)	
	2016	2017
April	358	519
May	1,290	1,941
June	2,651	2,891
July	4,463	4,400
August	5,883	5,908
September	7,133	7,327
October	8,918	
November	10,160	
December	11,686	
January	12,584	
February	14,714	
March	16,507	
April	17,357	
May	17,370	
June	17,369	

QUALITY

	Quantity	Base Number	Contract	AT	Region	England
% of FP17s for the same patient ID Re-attending within 3 months - Children	62	1,143	5.4%	10.7%	12.0%	12.4%
% of FP17s for the same patient ID Re-attending within 3 months - Adults	355	2,918	12.2%	15.2%	15.9%	16.7%
% of FP17s for the same patient ID Re-attending between 3 & 9 months - Children	618	1,143	54.1%	55.3%	58.6%	57.4%
% of FP17s for the same patient ID Re-attending between 3 & 9 months - Adults	1,206	2,918	41.3%	48.8%	51.6%	50.5%
% of FP17s for Band 1 Urgent Courses	584	3,629	16.1%	8.4%	8.0%	9.1%
% of FP17s Relating to Free Repair or Replacements	17	3,629	0.5%	0.8%	0.8%	0.8%
% of FP17s Relating to Continuations	12	3,629	0.3%	1.1%	1.3%	1.3%
% of Patients satisfied with the dentistry they have received	6	7	N/A	93.9%	93.1%	93.2%
% of Patients satisfied with the time they had to wait for an appointment	7	7	N/A	90.7%	89.1%	89.0%

* This is based on patients treated on this contract for their most recent course of treatment. Figures in italics indicate the base number of FP17s or Patient Questionnaire responses are less than 100. N/A is shown where the base number of responses is less than 10 during the period. % is calculated as Quantity/Base number*100

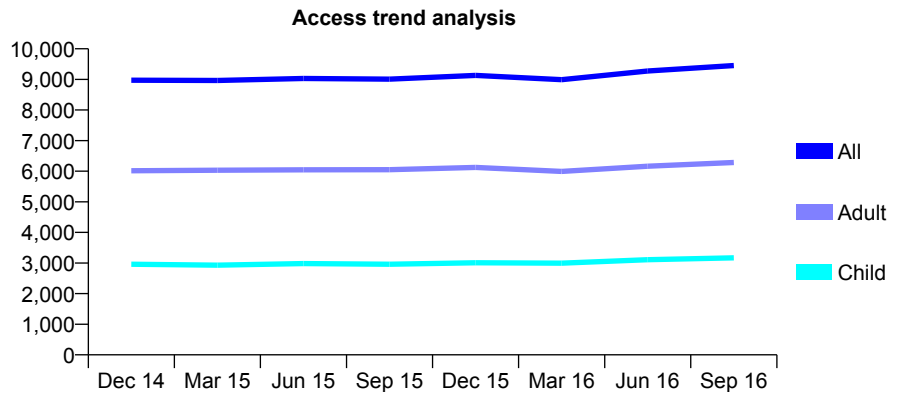
Q57 - Vital Signs At a Glance Contract Report for 116432/0001 - September 2016

Name or company name	Ghabai and Hemmati
Contract type name	GDS Contract
Purpose of contract	General
Contract start date	01/04/2006
Contract end date	

16/17 Contracted general activity (UDA)	26,845
Carry forward general activity (UDA)	0
16/17 Contracted orthodontic activity (UOA)	0
Carry forward orthodontic activity (UOA)	0
Baseline contract value	£867,133.69

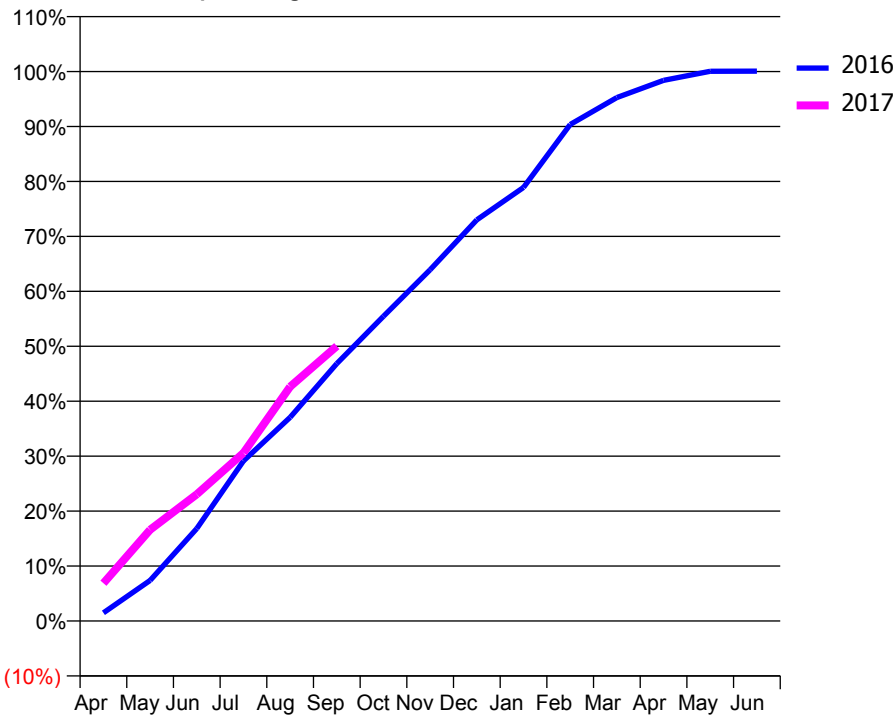
ACCESS*

Patients seen in 24 months	Total	Change since previous quarter
Quarter ending September 2015	9,009	
Quarter ending December 2015	9,132	→
Quarter ending March 2016	8,992	↓
Quarter ending June 2016	9,274	↑
Quarter ending September 2016	9,455	→
Variance since September 2015	5.0%	↑



ACTIVITY

Cumulative percentage of contracted UDA delivered 2016 & 2017



Month	Adjusted Scheduled Activity (UDA)	
	2016	2017
April	404	1,849
May	1,981	4,458
June	4,515	6,194
July	7,817	8,210
August	9,952	11,447
September	12,574	13,431
October	14,892	
November	17,161	
December	19,602	
January	21,183	
February	24,255	
March	25,574	
April	26,414	
May	26,856	
June	26,860	

QUALITY

	Quantity	Base Number	Contract	AT	Region	England
% of FP17s for the same patient ID Re-attending within 3 months - Children	109	1,962	5.6%	10.7%	12.0%	12.4%
% of FP17s for the same patient ID Re-attending within 3 months - Adults	373	3,347	11.1%	15.2%	15.9%	16.7%
% of FP17s for the same patient ID Re-attending between 3 & 9 months - Children	836	1,962	42.6%	55.3%	58.6%	57.4%
% of FP17s for the same patient ID Re-attending between 3 & 9 months - Adults	1,000	3,347	29.9%	48.8%	51.6%	50.5%
% of FP17s for Band 1 Urgent Courses	264	4,749	5.6%	8.4%	8.0%	9.1%
% of FP17s Relating to Free Repair or Replacements	3	4,749	0.1%	0.8%	0.8%	0.8%
% of FP17s Relating to Continuations	24	4,749	0.5%	1.1%	1.3%	1.3%
% of Patients satisfied with the dentistry they have received	15	15	100.0%	93.9%	93.1%	93.2%
% of Patients satisfied with the time they had to wait for an appointment	15	15	100.0%	90.7%	89.1%	89.0%

* This is based on patients treated on this contract for their most recent course of treatment. Figures in italics indicate the base number of FP17s or Patient Questionnaire responses are less than 100. N/A is shown where the base number of responses is less than 10 during the period. % is calculated as Quantity/Base number*100

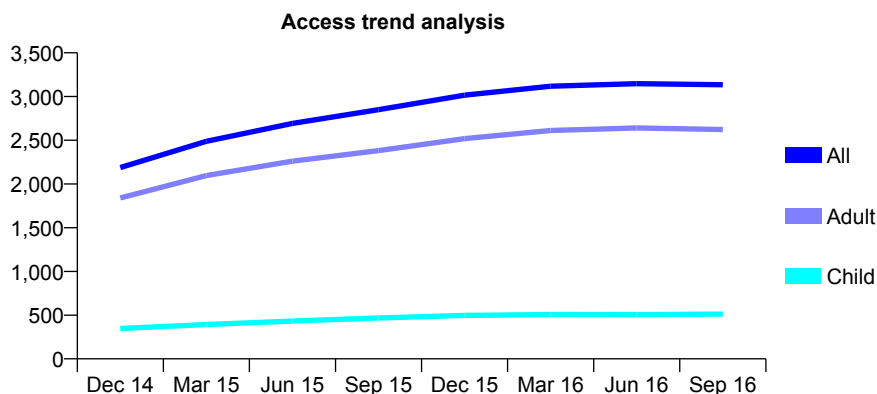
Q57 - Vital Signs At a Glance Contract Report for 116610/0001 - September 2016

Name or company name	M Duncan & KS Singh
Contract type name	GDS Contract
Purpose of contract	General
Contract start date	01/04/2014
Contract end date	

16/17 Contracted general activity (UDA)	9,668
Carry forward general activity (UDA)	274
16/17 Contracted orthodontic activity (UOA)	0
Carry forward orthodontic activity (UOA)	0
Baseline contract value	£261,269.42

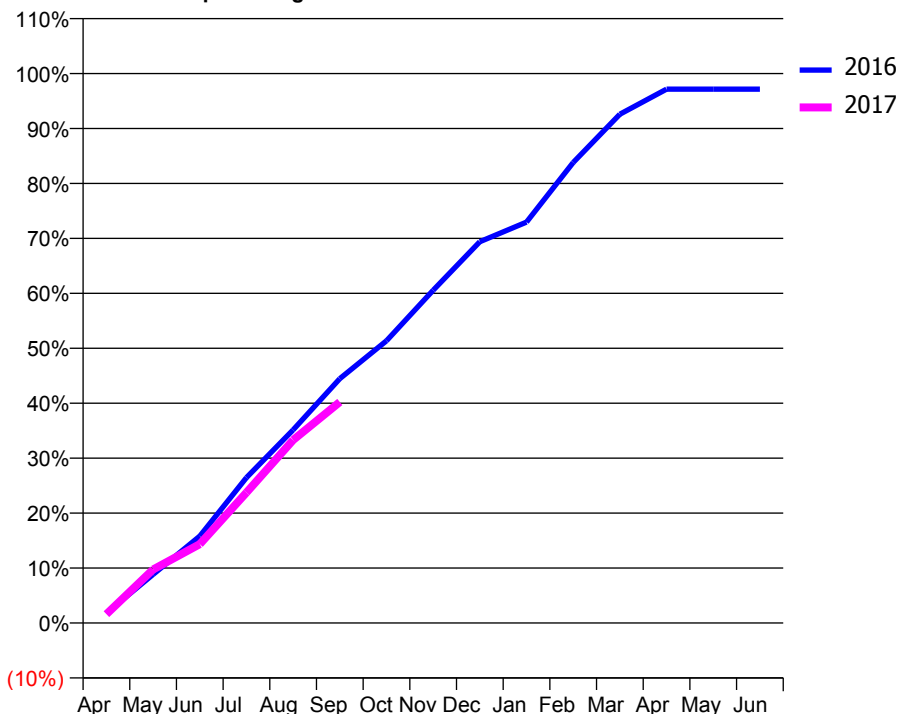
ACCESS*

Patients seen in 24 months	Total	Change since previous quarter
Quarter ending September 2015	2,849	
Quarter ending December 2015	3,016	↑
Quarter ending March 2016	3,118	↑
Quarter ending June 2016	3,147	→
Quarter ending September 2016	3,135	→
Variance since September 2015	10.0%	↑



ACTIVITY

Cumulative percentage of contracted UDA delivered 2016 & 2017



Month	Adjusted Scheduled Activity (UDA)	
	2016	2017
April	174	155
May	855	943
June	1,529	1,387
July	2,558	2,295
August	3,398	3,221
September	4,300	3,888
October	4,965	
November	5,855	
December	6,709	
January	7,054	
February	8,103	
March	8,951	
April	9,394	
May	9,394	
June	9,394	

QUALITY

	Quantity	Base Number	Contract	AT	Region	England
% of FP17s for the same patient ID Re-attending within 3 months - Children	23	333	6.9%	10.7%	12.0%	12.4%
% of FP17s for the same patient ID Re-attending within 3 months - Adults	241	1,712	14.1%	15.2%	15.9%	16.7%
% of FP17s for the same patient ID Re-attending between 3 & 9 months - Children	99	333	29.7%	55.3%	58.6%	57.4%
% of FP17s for the same patient ID Re-attending between 3 & 9 months - Adults	589	1,712	34.4%	48.8%	51.6%	50.5%
% of FP17s for Band 1 Urgent Courses	79	1,852	4.3%	8.4%	8.0%	9.1%
% of FP17s Relating to Free Repair or Replacements	41	1,852	2.2%	0.8%	0.8%	0.8%
% of FP17s Relating to Continuations	94	1,852	5.1%	1.1%	1.3%	1.3%
% of Patients satisfied with the dentistry they have received	2	3	N/A	93.9%	93.1%	93.2%
% of Patients satisfied with the time they had to wait for an appointment	3	3	N/A	90.7%	89.1%	89.0%

* This is based on patients treated on this contract for their most recent course of treatment. Figures in italics indicate the base number of FP17s or Patient Questionnaire responses are less than 100. N/A is shown where the base number of responses is less than 10 during the period. % is calculated as Quantity/Base number*100

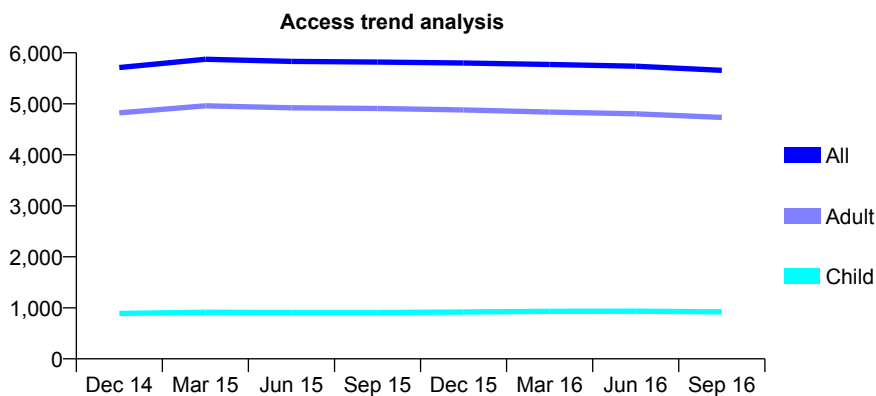
Q57 - Vital Signs At a Glance Contract Report for 117676/0001 - September 2016

Name or company name	J.Atherton Dental Practice
Contract type name	GDS Contract
Purpose of contract	General
Contract start date	31/03/2013
Contract end date	

16/17 Contracted general activity (UDA)	16,827
Carry forward general activity (UDA)	0
16/17 Contracted orthodontic activity (UOA)	0
Carry forward orthodontic activity (UOA)	0
Baseline contract value	£416,774.68

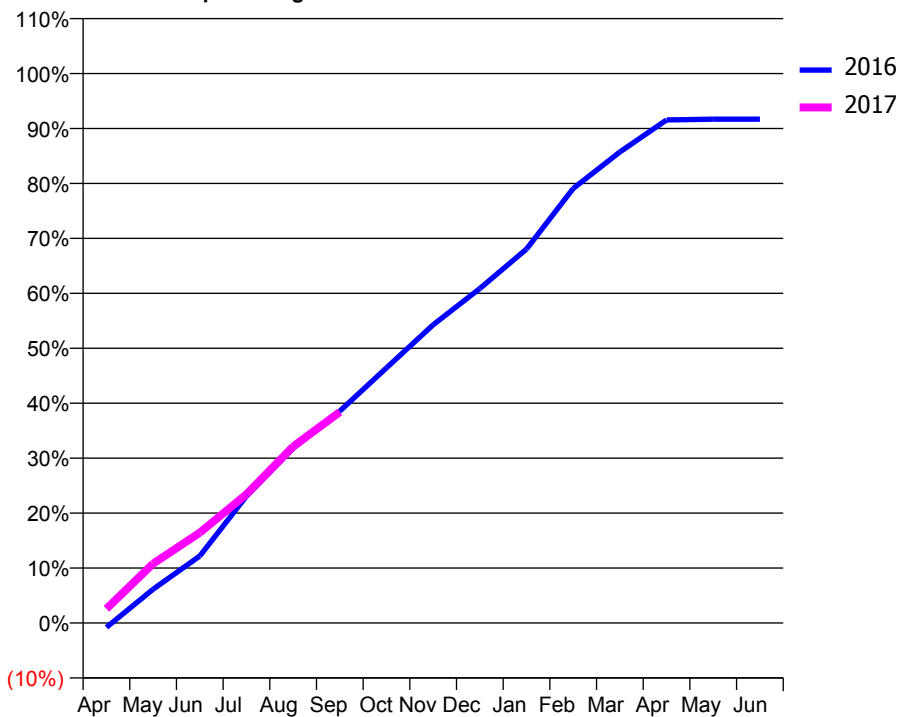
ACCESS*

Patients seen in 24 months	Total	Change since previous quarter
Quarter ending September 2015	5,818	
Quarter ending December 2015	5,801	→
Quarter ending March 2016	5,772	→
Quarter ending June 2016	5,737	→
Quarter ending September 2016	5,656	↓
Variance since September 2015	(2.8%)	↓



ACTIVITY

Cumulative percentage of contracted UDA delivered 2016 & 2017



Month	Adjusted Scheduled Activity (UDA)	
	2016	2017
April	-137	435
May	1,036	1,818
June	2,052	2,765
July	3,885	3,943
August	5,353	5,406
September	6,490	6,461
October	7,815	
November	9,132	
December	10,243	
January	11,453	
February	13,306	
March	14,423	
April	15,406	
May	15,428	
June	15,431	

QUALITY

	Quantity	Base Number	Contract	AT	Region	England
% of FP17s for the same patient ID Re-attending within 3 months - Children	27	660	4.1%	10.7%	12.0%	12.4%
% of FP17s for the same patient ID Re-attending within 3 months - Adults	349	3,393	10.3%	15.2%	15.9%	16.7%
% of FP17s for the same patient ID Re-attending between 3 & 9 months - Children	455	660	68.9%	55.3%	58.6%	57.4%
% of FP17s for the same patient ID Re-attending between 3 & 9 months - Adults	2,243	3,393	66.1%	48.8%	51.6%	50.5%
% of FP17s for Band 1 Urgent Courses	119	3,475	3.4%	8.4%	8.0%	9.1%
% of FP17s Relating to Free Repair or Replacements	38	3,475	1.1%	0.8%	0.8%	0.8%
% of FP17s Relating to Continuations	43	3,475	1.2%	1.1%	1.3%	1.3%
% of Patients satisfied with the dentistry they have received	20	20	100.0%	93.9%	93.1%	93.2%
% of Patients satisfied with the time they had to wait for an appointment	20	20	100.0%	90.7%	89.1%	89.0%

* This is based on patients treated on this contract for their most recent course of treatment. Figures in italics indicate the base number of FP17s or Patient Questionnaire responses are less than 100. N/A is shown where the base number of responses is less than 10 during the period. % is calculated as Quantity/Base number*100

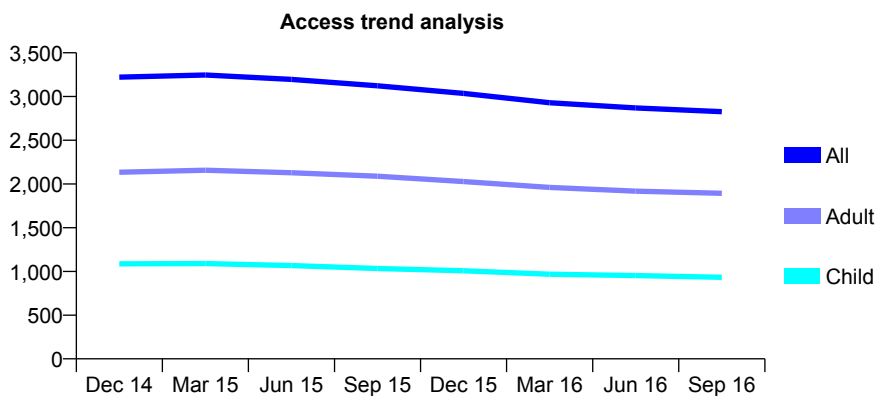
Q57 - Vital Signs At a Glance Contract Report for 118028/0001 - September 2016

Name or company name	Zen Clinic Limited
Contract type name	GDS Contract
Purpose of contract	General
Contract start date	08/06/2010
Contract end date	

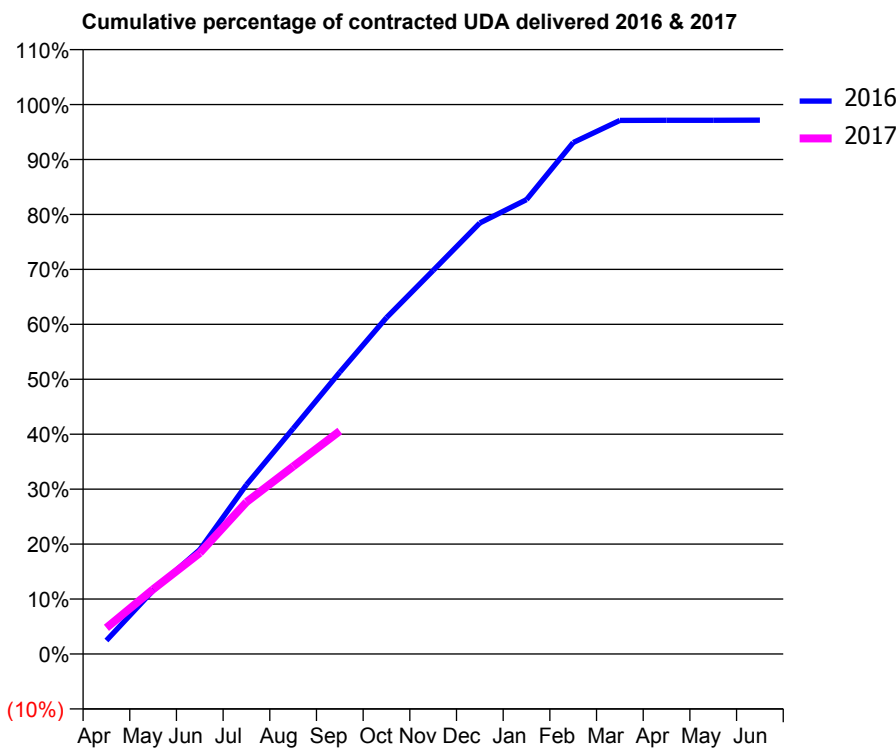
16/17 Contracted general activity (UDA)	8,248
Carry forward general activity (UDA)	236
16/17 Contracted orthodontic activity (UOA)	0
Carry forward orthodontic activity (UOA)	0
Baseline contract value	£226,631.12

ACCESS*

Patients seen in 24 months	Total	Change since previous quarter
Quarter ending September 2015	3,122	
Quarter ending December 2015	3,035	↓
Quarter ending March 2016	2,929	↓
Quarter ending June 2016	2,870	↓
Quarter ending September 2016	2,827	↓
Variance since September 2015	(9.4%)	↓



ACTIVITY



Month	Adjusted Scheduled Activity (UDA)	
	2016	2017
April	203	394
May	955	972
June	1,566	1,517
July	2,541	2,282
August	3,384	2,814
September	4,230	3,347
October	5,049	
November	5,758	
December	6,469	
January	6,820	
February	7,678	
March	8,009	
April	8,010	
May	8,011	
June	8,012	

QUALITY

	Quantity	Base Number	Contract	AT	Region	England
% of FP17s for the same patient ID Re-attending within 3 months - Children	27	785	3.4%	10.7%	12.0%	12.4%
% of FP17s for the same patient ID Re-attending within 3 months - Adults	112	1,308	8.6%	15.2%	15.9%	16.7%
% of FP17s for the same patient ID Re-attending between 3 & 9 months - Children	599	785	76.3%	55.3%	58.6%	57.4%
% of FP17s for the same patient ID Re-attending between 3 & 9 months - Adults	859	1,308	65.7%	48.8%	51.6%	50.5%
% of FP17s for Band 1 Urgent Courses	106	2,090	5.1%	8.4%	8.0%	9.1%
% of FP17s Relating to Free Repair or Replacements	11	2,090	0.5%	0.8%	0.8%	0.8%
% of FP17s Relating to Continuations	11	2,090	0.5%	1.1%	1.3%	1.3%
% of Patients satisfied with the dentistry they have received	3	3	N/A	93.9%	93.1%	93.2%
% of Patients satisfied with the time they had to wait for an appointment	3	3	N/A	90.7%	89.1%	89.0%

* This is based on patients treated on this contract for their most recent course of treatment. Figures in italics indicate the base number of FP17s or Patient Questionnaire responses are less than 100. N/A is shown where the base number of responses is less than 10 during the period. % is calculated as Quantity/Base number*100

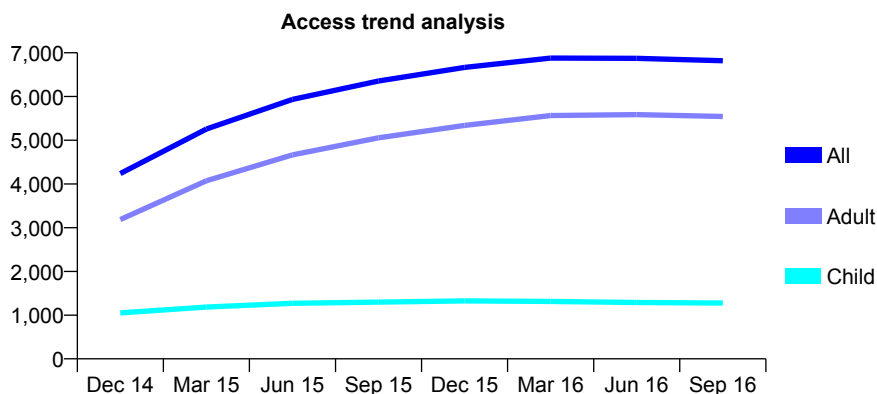
Q57 - Vital Signs At a Glance Contract Report for 119261/0001 - September 2016

Name or company name	Mr Clive Bainbridge, Mr Mark Bainbridge ar
Contract type name	GDS Contract
Purpose of contract	General and Orthodontic
Contract start date	01/05/2014
Contract end date	

16/17 Contracted general activity (UDA)	18,088
Carry forward general activity (UDA)	-362
16/17 Contracted orthodontic activity (UOA)	592
Carry forward orthodontic activity (UOA)	-12
Baseline contract value	£799,697.58

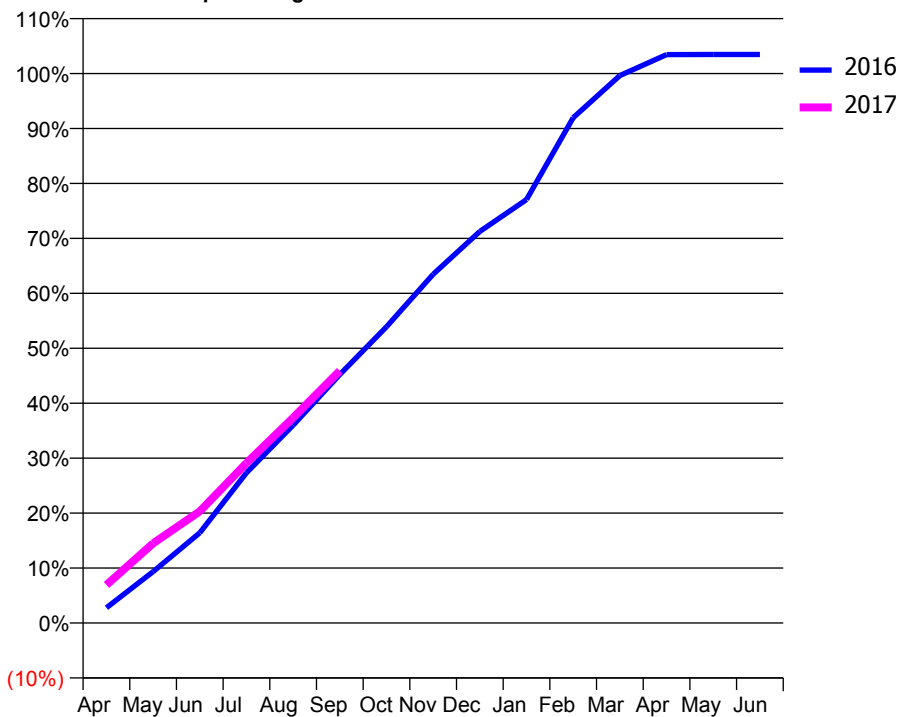
ACCESS*

Patients seen in 24 months	Total	Change since previous quarter
Quarter ending September 2015	6,355	
Quarter ending December 2015	6,666	↑
Quarter ending March 2016	6,880	↑
Quarter ending June 2016	6,874	→
Quarter ending September 2016	6,819	→
Variance since September 2015	7.3%	↑



ACTIVITY

Cumulative percentage of contracted UDA delivered 2016 & 2017



Month	Adjusted Scheduled Activity (UDA)	
	2016	2017
April	502	1,251
May	1,690	2,624
June	2,968	3,676
July	4,945	5,266
August	6,514	6,758
September	8,180	8,304
October	9,753	
November	11,482	
December	12,889	
January	13,937	
February	16,636	
March	18,019	
April	18,711	
May	18,712	
June	18,712	

QUALITY

	Quantity	Base Number	Contract	AT	Region	England
% of FP17s for the same patient ID Re-attending within 3 months - Children	92	908	10.1%	10.7%	12.0%	12.4%
% of FP17s for the same patient ID Re-attending within 3 months - Adults	493	3,004	16.4%	15.2%	15.9%	16.7%
% of FP17s for the same patient ID Re-attending between 3 & 9 months - Children	537	908	59.1%	55.3%	58.6%	57.4%
% of FP17s for the same patient ID Re-attending between 3 & 9 months - Adults	870	3,004	29.0%	48.8%	51.6%	50.5%
% of FP17s for Band 1 Urgent Courses	327	3,586	9.1%	8.4%	8.0%	9.1%
% of FP17s Relating to Free Repair or Replacements	98	3,586	2.7%	0.8%	0.8%	0.8%
% of FP17s Relating to Continuations	55	3,586	1.5%	1.1%	1.3%	1.3%
% of Patients satisfied with the dentistry they have received	13	13	100.0%	93.9%	93.1%	93.2%
% of Patients satisfied with the time they had to wait for an appointment	13	13	100.0%	90.7%	89.1%	89.0%

* This is based on patients treated on this contract for their most recent course of treatment. Figures in italics indicate the base number of FP17s or Patient Questionnaire responses are less than 100. N/A is shown where the base number of responses is less than 10 during the period. % is calculated as Quantity/Base number*100

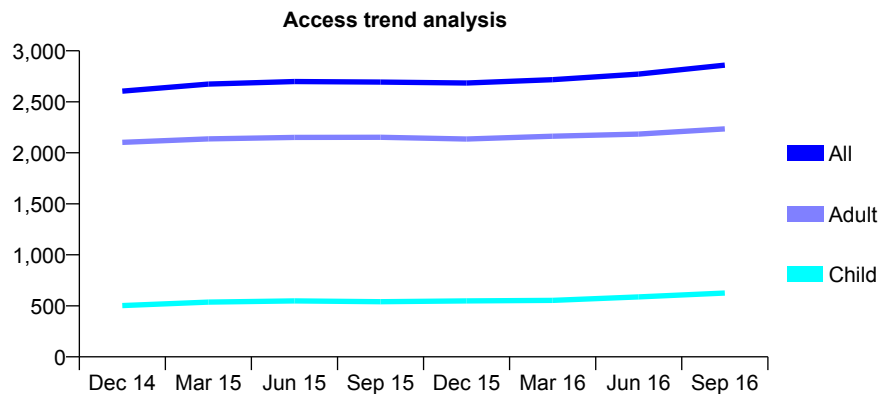
Q57 - Vital Signs At a Glance Contract Report for 119458/0001 - September 2016

Name or company name	Kafian and McNally
Contract type name	GDS Contract
Purpose of contract	General
Contract start date	01/04/2006
Contract end date	

16/17 Contracted general activity (UDA)	9,524
Carry forward general activity (UDA)	0
16/17 Contracted orthodontic activity (UOA)	0
Carry forward orthodontic activity (UOA)	0
Baseline contract value	£243,679.17

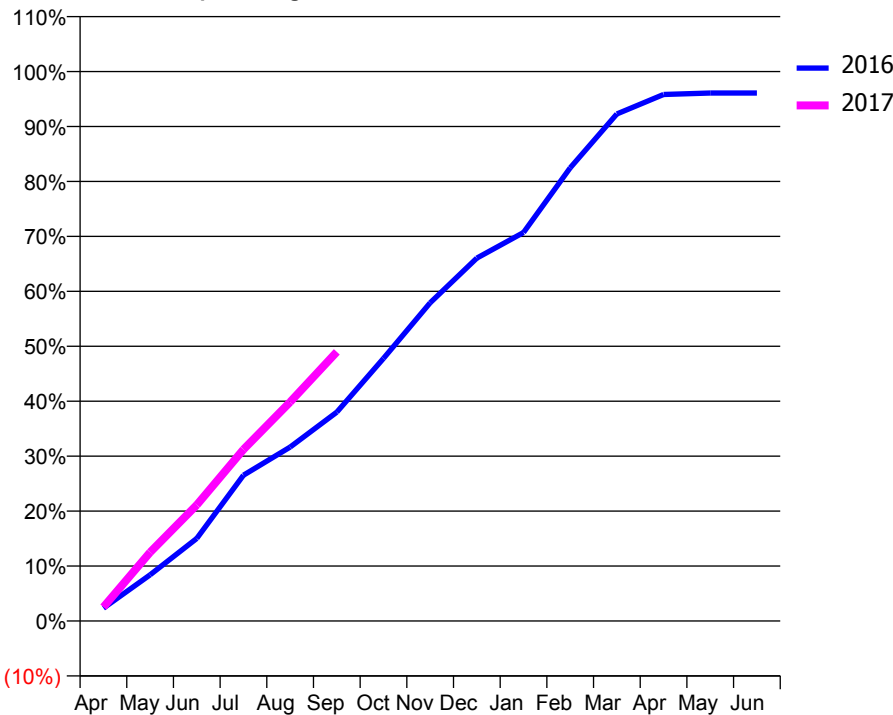
ACCESS*

Patients seen in 24 months	Total	Change since previous quarter
Quarter ending September 2015	2,693	
Quarter ending December 2015	2,684	→
Quarter ending March 2016	2,717	→
Quarter ending June 2016	2,772	↑
Quarter ending September 2016	2,860	↑
Variance since September 2015	6.2%	↑



ACTIVITY

Cumulative percentage of contracted UDA delivered 2016 & 2017



Month	Adjusted Scheduled Activity (UDA)	
	2016	2017
April	223	242
May	801	1,191
June	1,433	2,011
July	2,528	2,974
August	3,015	3,795
September	3,620	4,665
October	4,552	
November	5,515	
December	6,291	
January	6,733	
February	7,854	
March	8,788	
April	9,125	
May	9,151	
June	9,151	

QUALITY

	Quantity	Base Number	Contract	AT	Region	England
% of FP17s for the same patient ID Re-attending within 3 months - Children	37	418	8.9%	10.7%	12.0%	12.4%
% of FP17s for the same patient ID Re-attending within 3 months - Adults	293	1,498	19.6%	15.2%	15.9%	16.7%
% of FP17s for the same patient ID Re-attending between 3 & 9 months - Children	175	418	41.9%	55.3%	58.6%	57.4%
% of FP17s for the same patient ID Re-attending between 3 & 9 months - Adults	619	1,498	41.3%	48.8%	51.6%	50.5%
% of FP17s for Band 1 Urgent Courses	221	1,805	12.2%	8.4%	8.0%	9.1%
% of FP17s Relating to Free Repair or Replacements	23	1,805	1.3%	0.8%	0.8%	0.8%
% of FP17s Relating to Continuations	44	1,805	2.4%	1.1%	1.3%	1.3%
% of Patients satisfied with the dentistry they have received	3	5	N/A	93.9%	93.1%	93.2%
% of Patients satisfied with the time they had to wait for an appointment	4	5	N/A	90.7%	89.1%	89.0%

* This is based on patients treated on this contract for their most recent course of treatment. Figures in italics indicate the base number of FP17s or Patient Questionnaire responses are less than 100. N/A is shown where the base number of responses is less than 10 during the period. % is calculated as Quantity/Base number*100

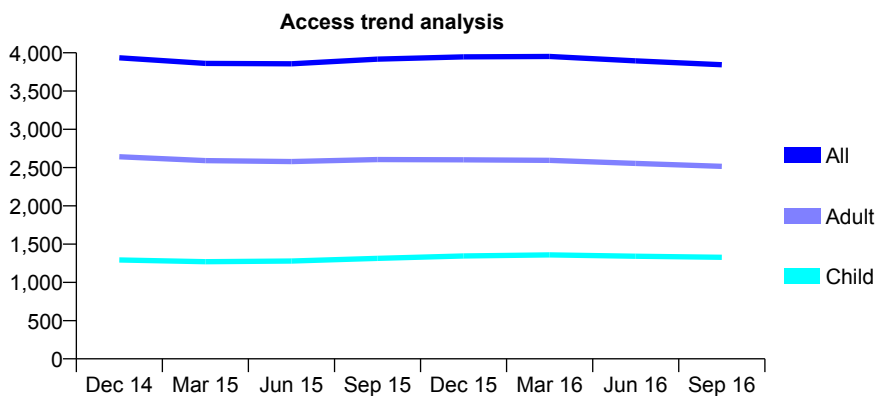
Q57 - Vital Signs At a Glance Contract Report for 121029/0001 - September 2016

Name or company name	Charybdis & Scylla Ltd
Contract type name	GDS Contract
Purpose of contract	General
Contract start date	17/04/2007
Contract end date	

16/17 Contracted general activity (UDA)	9,584
Carry forward general activity (UDA)	0
16/17 Contracted orthodontic activity (UOA)	0
Carry forward orthodontic activity (UOA)	0
Baseline contract value	£288,895.89

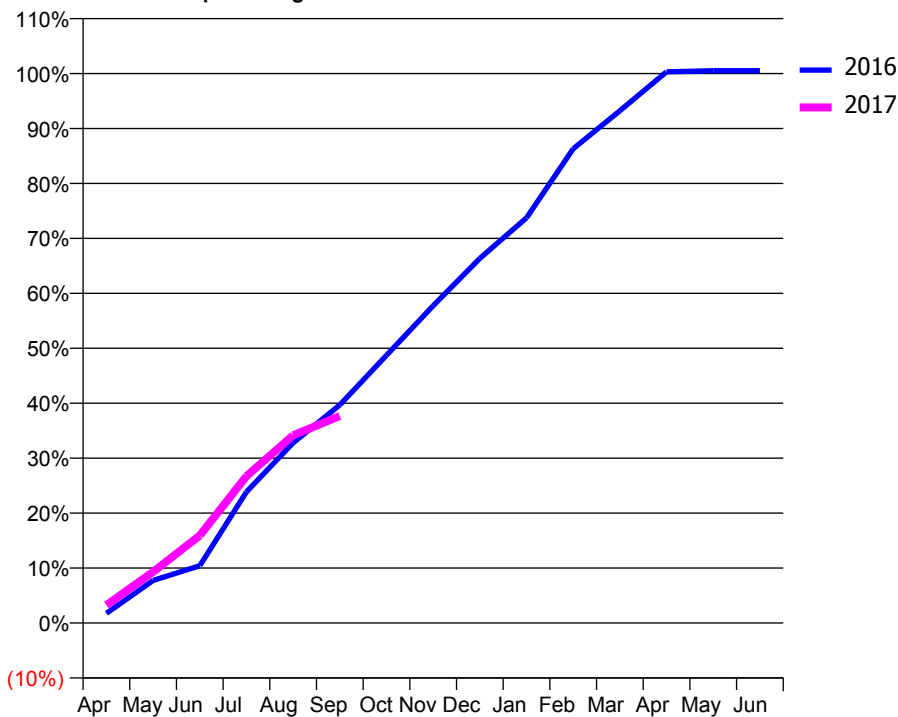
ACCESS*

Patients seen in 24 months	Total	Change since previous quarter
Quarter ending September 2015	3,918	
Quarter ending December 2015	3,947	→
Quarter ending March 2016	3,952	→
Quarter ending June 2016	3,895	↓
Quarter ending September 2016	3,844	↓
Variance since September 2015	(1.9%)	↓



ACTIVITY

Cumulative percentage of contracted UDA delivered 2016 & 2017



Month	Adjusted Scheduled Activity (UDA)	
	2016	2017
April	169	312
May	743	893
June	998	1,527
July	2,288	2,561
August	3,144	3,273
September	3,803	3,610
October	4,668	
November	5,534	
December	6,359	
January	7,066	
February	8,271	
March	8,933	
April	9,613	
May	9,631	
June	9,631	

QUALITY

	Quantity	Base Number	Contract	AT	Region	England
% of FP17s for the same patient ID Re-attending within 3 months - Children	35	679	5.2%	10.7%	12.0%	12.4%
% of FP17s for the same patient ID Re-attending within 3 months - Adults	188	1,281	14.7%	15.2%	15.9%	16.7%
% of FP17s for the same patient ID Re-attending between 3 & 9 months - Children	333	679	49.0%	55.3%	58.6%	57.4%
% of FP17s for the same patient ID Re-attending between 3 & 9 months - Adults	555	1,281	43.3%	48.8%	51.6%	50.5%
% of FP17s for Band 1 Urgent Courses	196	1,627	12.0%	8.4%	8.0%	9.1%
% of FP17s Relating to Free Repair or Replacements	21	1,627	1.3%	0.8%	0.8%	0.8%
% of FP17s Relating to Continuations	15	1,627	0.9%	1.1%	1.3%	1.3%
% of Patients satisfied with the dentistry they have received	5	5	N/A	93.9%	93.1%	93.2%
% of Patients satisfied with the time they had to wait for an appointment	5	5	N/A	90.7%	89.1%	89.0%

* This is based on patients treated on this contract for their most recent course of treatment. Figures in italics indicate the base number of FP17s or Patient Questionnaire responses are less than 100. N/A is shown where the base number of responses is less than 10 during the period. % is calculated as Quantity/Base number*100

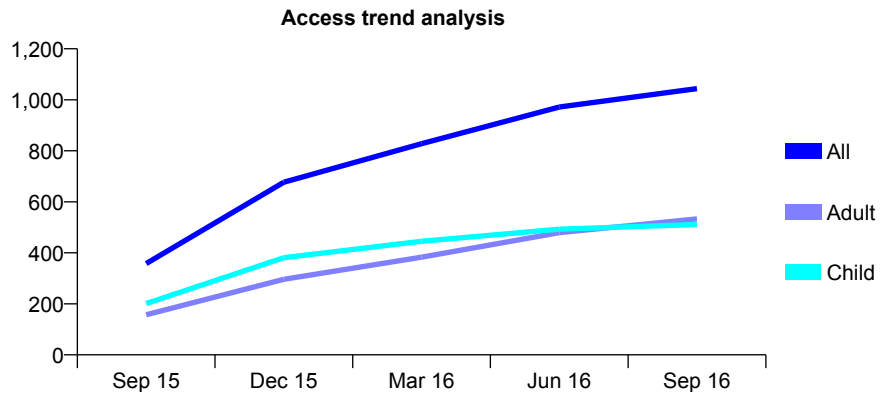
Q57 - Vital Signs At a Glance Contract Report for 121614/0001 - September 2016

Name or company name	Anita Hyare and Manjinder Khroud
Contract type name	GDS Contract
Purpose of contract	General
Contract start date	01/06/2015
Contract end date	

16/17 Contracted general activity (UDA)	2,876
Carry forward general activity (UDA)	0
16/17 Contracted orthodontic activity (UOA)	0
Carry forward orthodontic activity (UOA)	0
Baseline contract value	£69,546.59

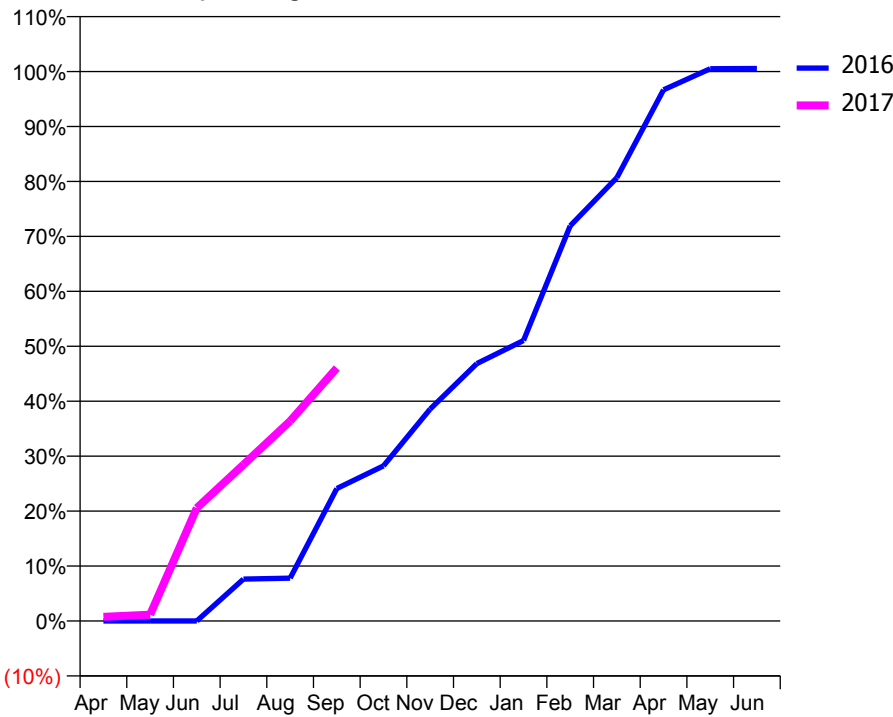
ACCESS*

Patients seen in 24 months	Total	Change since previous quarter
Quarter ending September 2015	358	
Quarter ending December 2015	677	↑
Quarter ending March 2016	828	↑
Quarter ending June 2016	972	↑
Quarter ending September 2016	1,044	↑
Variance since September 2015	191.6%	↑



ACTIVITY

Cumulative percentage of contracted UDA delivered 2016 & 2017



Month	Adjusted Scheduled Activity (UDA)	
	2016	2017
April	0	22
May	0	33
June	0	592
July	182	818
August	186	1,047
September	575	1,324
October	673	
November	920	
December	1,117	
January	1,217	
February	1,714	
March	1,923	
April	2,305	
May	2,396	
June	2,397	

QUALITY

	Quantity	Base Number	Contract	AT	Region	England
% of FP17s for the same patient ID Re-attending within 3 months - Children	18	423	4.3%	10.7%	12.0%	12.4%
% of FP17s for the same patient ID Re-attending within 3 months - Adults	51	381	13.4%	15.2%	15.9%	16.7%
% of FP17s for the same patient ID Re-attending between 3 & 9 months - Children	243	423	57.4%	55.3%	58.6%	57.4%
% of FP17s for the same patient ID Re-attending between 3 & 9 months - Adults	169	381	44.4%	48.8%	51.6%	50.5%
% of FP17s for Band 1 Urgent Courses	16	619	2.6%	8.4%	8.0%	9.1%
% of FP17s Relating to Free Repair or Replacements	0	619	0.0%	0.8%	0.8%	0.8%
% of FP17s Relating to Continuations	5	619	0.8%	1.1%	1.3%	1.3%
% of Patients satisfied with the dentistry they have received	2	2	N/A	93.9%	93.1%	93.2%
% of Patients satisfied with the time they had to wait for an appointment	2	2	N/A	90.7%	89.1%	89.0%

* This is based on patients treated on this contract for their most recent course of treatment. Figures in italics indicate the base number of FP17s or Patient Questionnaire responses are less than 100. N/A is shown where the base number of responses is less than 10 during the period. % is calculated as Quantity/Base number*100

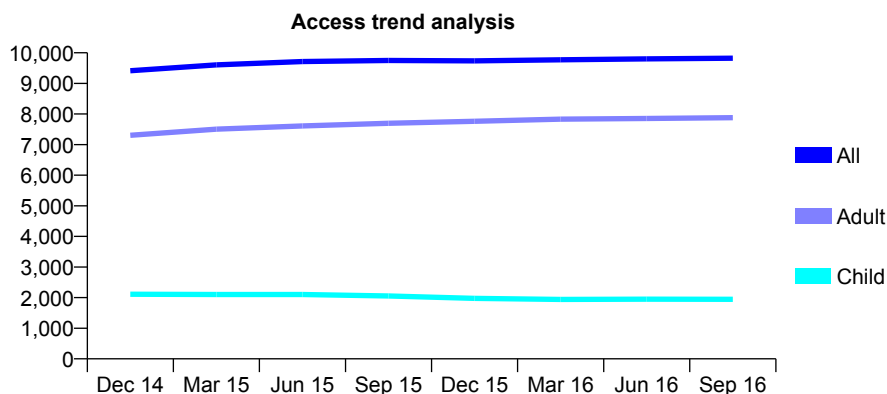
Q57 - Vital Signs At a Glance Contract Report for 124958/0001 - September 2016

Name or company name	NG Fraser Associates Ltd
Contract type name	GDS Contract
Purpose of contract	General
Contract start date	01/02/2013
Contract end date	

16/17 Contracted general activity (UDA)	30,788
Carry forward general activity (UDA)	0
16/17 Contracted orthodontic activity (UOA)	0
Carry forward orthodontic activity (UOA)	0
Baseline contract value	£690,242.19

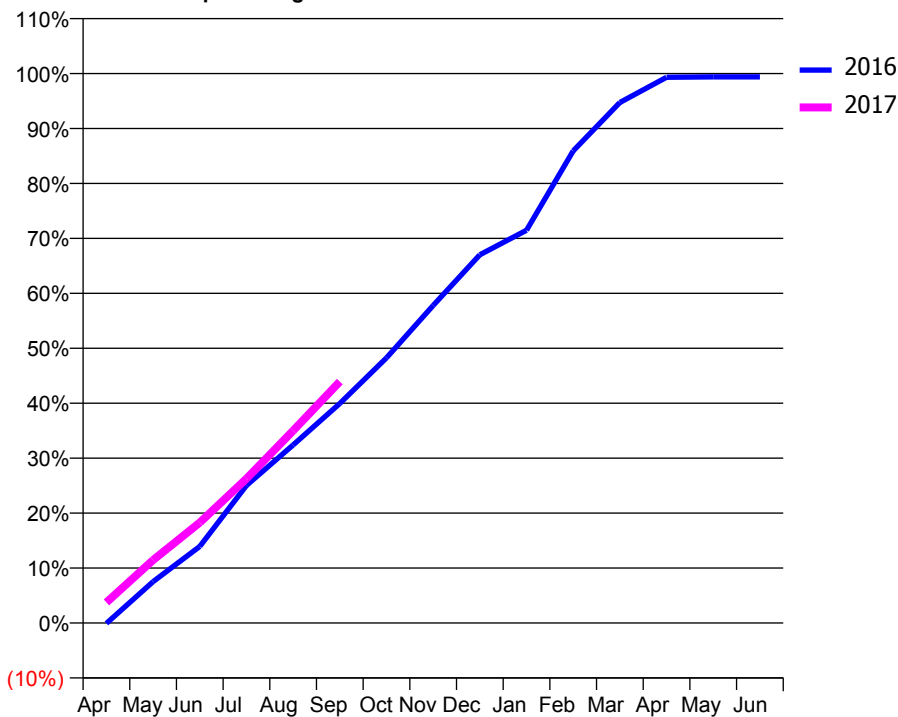
ACCESS*

Patients seen in 24 months	Total	Change since previous quarter
Quarter ending September 2015	9,748	
Quarter ending December 2015	9,738	→
Quarter ending March 2016	9,773	→
Quarter ending June 2016	9,802	→
Quarter ending September 2016	9,824	→
Variance since September 2015	0.8%	→



ACTIVITY

Cumulative percentage of contracted UDA delivered 2016 & 2017



Month	Adjusted Scheduled Activity (UDA)	
	2016	2017
April	-25	1,153
May	2,317	3,528
June	4,292	5,632
July	7,709	8,090
August	9,975	10,776
September	12,299	13,529
October	14,860	
November	17,792	
December	20,633	
January	22,007	
February	26,450	
March	29,164	
April	30,577	
May	30,596	
June	30,599	

QUALITY

	Quantity	Base Number	Contract	AT	Region	England
% of FP17s for the same patient ID Re-attending within 3 months - Children	124	1,368	9.1%	10.7%	12.0%	12.4%
% of FP17s for the same patient ID Re-attending within 3 months - Adults	779	5,271	14.8%	15.2%	15.9%	16.7%
% of FP17s for the same patient ID Re-attending between 3 & 9 months - Children	729	1,368	53.3%	55.3%	58.6%	57.4%
% of FP17s for the same patient ID Re-attending between 3 & 9 months - Adults	2,776	5,271	52.7%	48.8%	51.6%	50.5%
% of FP17s for Band 1 Urgent Courses	526	6,010	8.8%	8.4%	8.0%	9.1%
% of FP17s Relating to Free Repair or Replacements	54	6,010	0.9%	0.8%	0.8%	0.8%
% of FP17s Relating to Continuations	69	6,010	1.1%	1.1%	1.3%	1.3%
% of Patients satisfied with the dentistry they have received	13	13	100.0%	93.9%	93.1%	93.2%
% of Patients satisfied with the time they had to wait for an appointment	13	13	100.0%	90.7%	89.1%	89.0%

* This is based on patients treated on this contract for their most recent course of treatment. Figures in italics indicate the base number of FP17s or Patient Questionnaire responses are less than 100. N/A is shown where the base number of responses is less than 10 during the period. % is calculated as Quantity/Base number*100

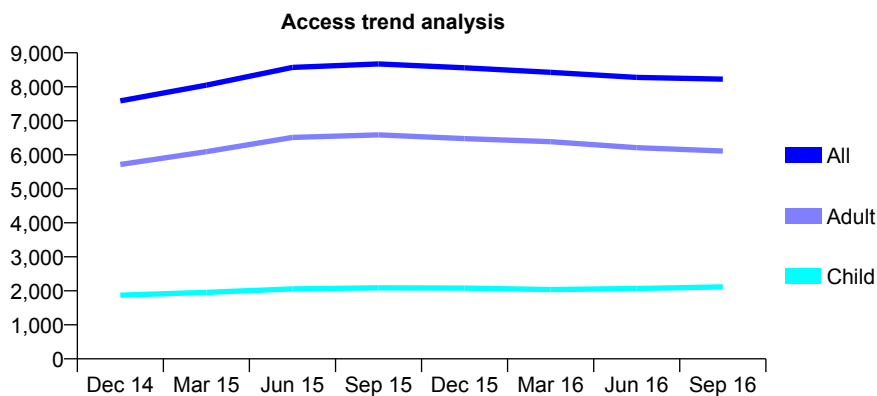
Q57 - Vital Signs At a Glance Contract Report for 125911/0001 - September 2016

Name or company name	Prettygate Dental Practice Limited
Contract type name	GDS Contract
Purpose of contract	General
Contract start date	01/07/2013
Contract end date	

16/17 Contracted general activity (UDA)	20,299
Carry forward general activity (UDA)	-376
16/17 Contracted orthodontic activity (UOA)	0
Carry forward orthodontic activity (UOA)	0
Baseline contract value	£485,982.43

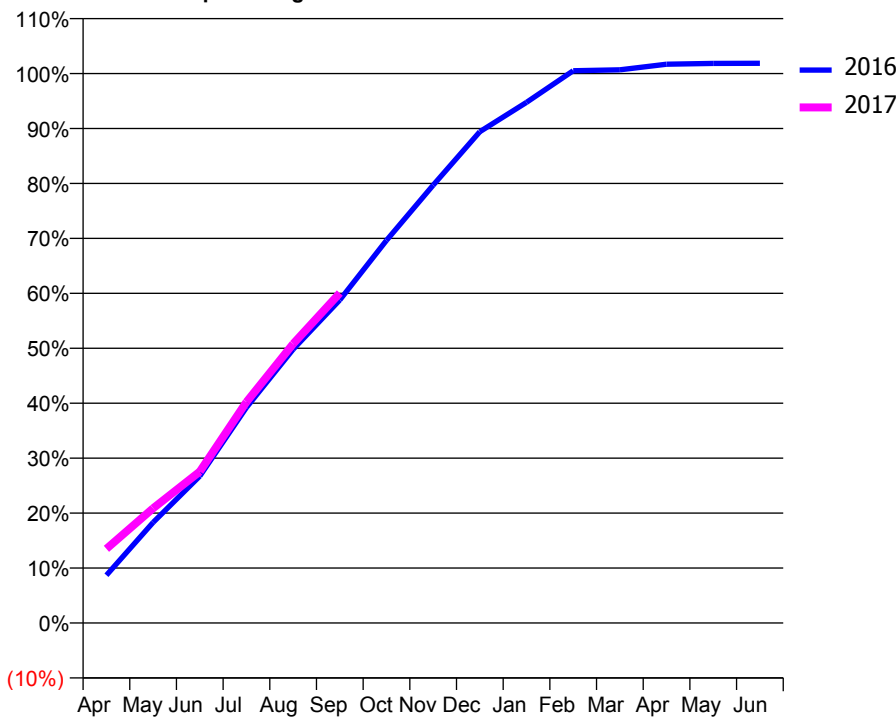
ACCESS*

Patients seen in 24 months	Total	Change since previous quarter
Quarter ending September 2015	8,674	
Quarter ending December 2015	8,558	↓
Quarter ending March 2016	8,424	↓
Quarter ending June 2016	8,278	↓
Quarter ending September 2016	8,227	→
Variance since September 2015	(5.2%)	↓



ACTIVITY

Cumulative percentage of contracted UDA delivered 2016 & 2017



Adjusted Scheduled Activity (UDA)

Month	2016	2017
April	1,764	2,742
May	3,717	4,239
June	5,425	5,594
July	7,964	8,167
August	10,109	10,310
September	11,932	12,191
October	14,135	
November	16,173	
December	18,151	
January	19,232	
February	20,403	
March	20,434	
April	20,644	
May	20,671	
June	20,675	

QUALITY

	Quantity	Base Number	Contract	AT	Region	England
% of FP17s for the same patient ID Re-attending within 3 months - Children	188	1,910	9.8%	10.7%	12.0%	12.4%
% of FP17s for the same patient ID Re-attending within 3 months - Adults	654	4,226	15.5%	15.2%	15.9%	16.7%
% of FP17s for the same patient ID Re-attending between 3 & 9 months - Children	938	1,910	49.1%	55.3%	58.6%	57.4%
% of FP17s for the same patient ID Re-attending between 3 & 9 months - Adults	1,605	4,226	38.0%	48.8%	51.6%	50.5%
% of FP17s for Band 1 Urgent Courses	552	5,977	9.2%	8.4%	8.0%	9.1%
% of FP17s Relating to Free Repair or Replacements	50	5,977	0.8%	0.8%	0.8%	0.8%
% of FP17s Relating to Continuations	56	5,977	0.9%	1.1%	1.3%	1.3%
% of Patients satisfied with the dentistry they have received	11	11	100.0%	93.9%	93.1%	93.2%
% of Patients satisfied with the time they had to wait for an appointment	6	11	54.5%	90.7%	89.1%	89.0%

* This is based on patients treated on this contract for their most recent course of treatment. Figures in italics indicate the base number of FP17s or Patient Questionnaire responses are less than 100. N/A is shown where the base number of responses is less than 10 during the period. % is calculated as Quantity/Base number*100

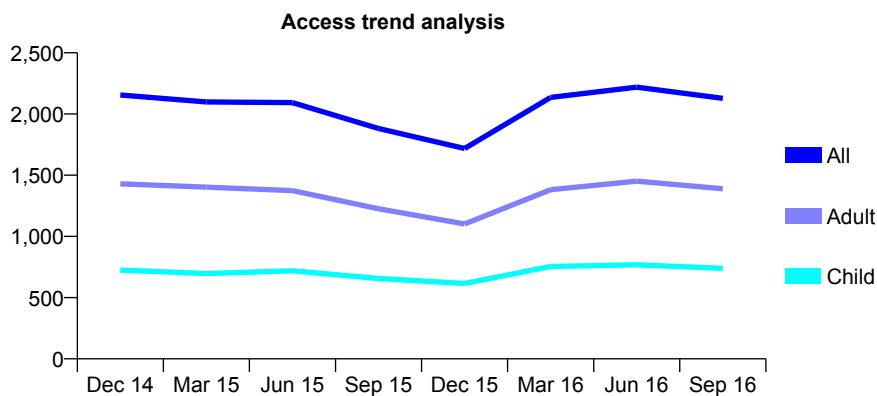
Q57 - Vital Signs At a Glance Contract Report for 125911/0002 - September 2016

Name or company name	Prettygate Dental Practice Limited
Contract type name	GDS Contract
Purpose of contract	General
Contract start date	01/04/2013
Contract end date	

16/17 Contracted general activity (UDA)	4,867
Carry forward general activity (UDA)	0
16/17 Contracted orthodontic activity (UOA)	0
Carry forward orthodontic activity (UOA)	0
Baseline contract value	£114,229.76

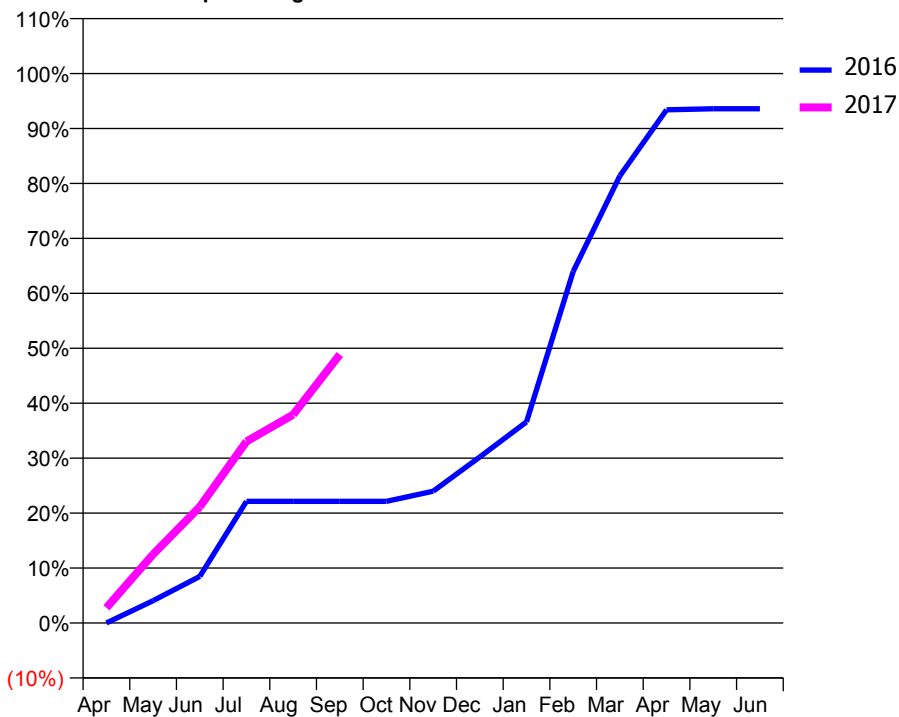
ACCESS*

Patients seen in 24 months	Total	Change since previous quarter
Quarter ending September 2015	1,882	
Quarter ending December 2015	1,718	↓
Quarter ending March 2016	2,136	↑
Quarter ending June 2016	2,219	↑
Quarter ending September 2016	2,128	↓
Variance since September 2015	13.1%	↑



ACTIVITY

Cumulative percentage of contracted UDA delivered 2016 & 2017



Month	Adjusted Scheduled Activity (UDA)	
	2016	2017
April	0	136
May	198	609
June	413	1,029
July	1,078	1,608
August	1,078	1,846
September	1,078	2,379
October	1,078	
November	1,168	
December	1,472	
January	1,781	
February	3,114	
March	3,961	
April	4,546	
May	4,555	
June	4,555	

QUALITY

	Quantity	Base Number	Contract	AT	Region	England
% of FP17s for the same patient ID Re-attending within 3 months - Children	32	476	6.7%	10.7%	12.0%	12.4%
% of FP17s for the same patient ID Re-attending within 3 months - Adults	163	978	16.7%	15.2%	15.9%	16.7%
% of FP17s for the same patient ID Re-attending between 3 & 9 months - Children	161	476	33.8%	55.3%	58.6%	57.4%
% of FP17s for the same patient ID Re-attending between 3 & 9 months - Adults	277	978	28.3%	48.8%	51.6%	50.5%
% of FP17s for Band 1 Urgent Courses	88	1,215	7.2%	8.4%	8.0%	9.1%
% of FP17s Relating to Free Repair or Replacements	14	1,215	1.2%	0.8%	0.8%	0.8%
% of FP17s Relating to Continuations	14	1,215	1.2%	1.1%	1.3%	1.3%
% of Patients satisfied with the dentistry they have received	1	1	N/A	93.9%	93.1%	93.2%
% of Patients satisfied with the time they had to wait for an appointment	1	1	N/A	90.7%	89.1%	89.0%

* This is based on patients treated on this contract for their most recent course of treatment. Figures in italics indicate the base number of FP17s or Patient Questionnaire responses are less than 100. N/A is shown where the base number of responses is less than 10 during the period. % is calculated as Quantity/Base number*100

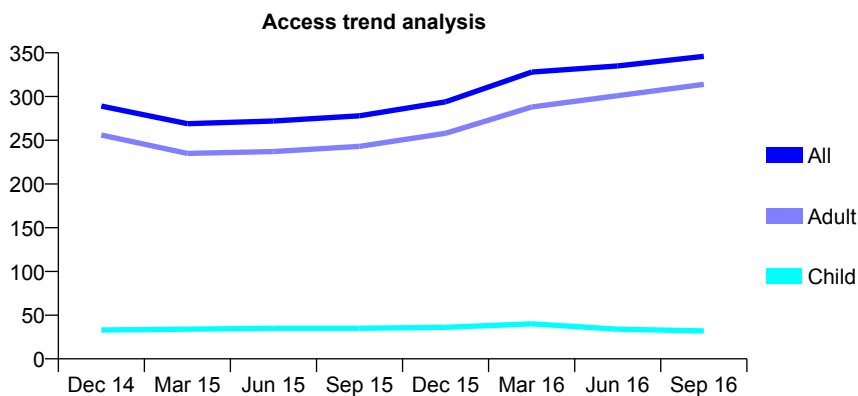
Q57 - Vital Signs At a Glance Contract Report for 126233/0001 - September 2016

Name or company name	A F Clough Limited
Contract type name	PDS Contract
Purpose of contract	General
Contract start date	01/04/2012
Contract end date	31/03/2017

16/17 Contracted general activity (UDA)	3
Carry forward general activity (UDA)	0
16/17 Contracted orthodontic activity (UOA)	0
Carry forward orthodontic activity (UOA)	0
Baseline contract value	£49,634.02

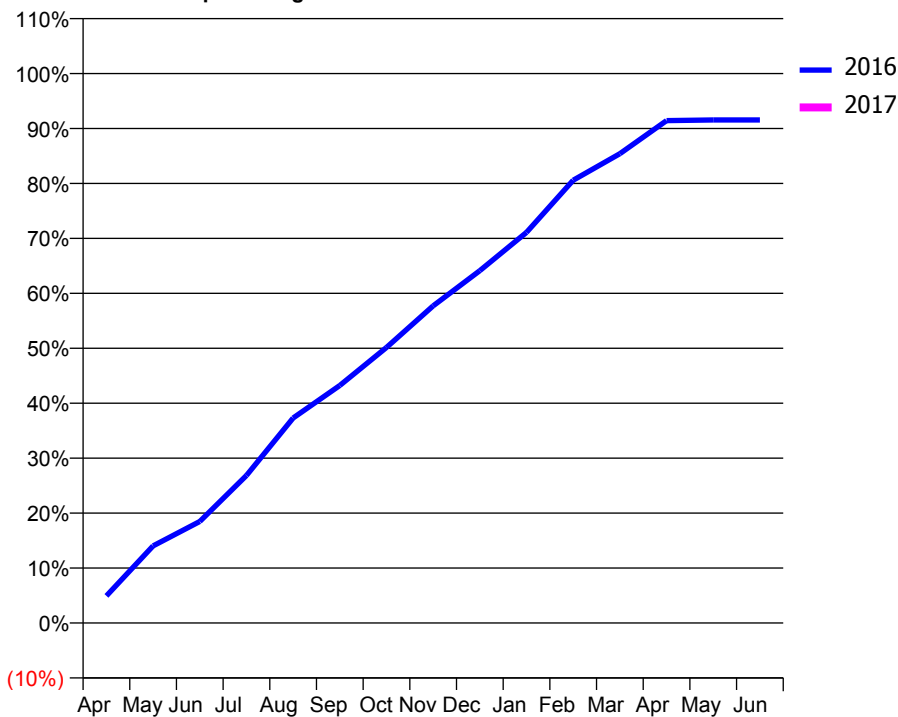
ACCESS*

Patients seen in 24 months	Total	Change since previous quarter
Quarter ending September 2015	278	
Quarter ending December 2015	294	↑
Quarter ending March 2016	328	↑
Quarter ending June 2016	335	↑
Quarter ending September 2016	346	↑
Variance since September 2015	24.5%	↑



ACTIVITY

Cumulative percentage of contracted UDA delivered 2016 & 2017



Month	Adjusted Scheduled Activity (UDA)	
	2016	2017
April	53	69
May	150	126
June	197	206
July	287	276
August	398	349
September	462	412
October	536	
November	616	
December	685	
January	759	
February	861	
March	912	
April	976	
May	978	
June	978	

QUALITY

	Quantity	Base Number	Contract	AT	Region	England
% of FP17s for the same patient ID Re-attending within 3 months - Children	0	39	0.0%	10.7%	12.0%	12.4%
% of FP17s for the same patient ID Re-attending within 3 months - Adults	3	342	0.9%	15.2%	15.9%	16.7%
% of FP17s for the same patient ID Re-attending between 3 & 9 months - Children	0	39	0.0%	55.3%	58.6%	57.4%
% of FP17s for the same patient ID Re-attending between 3 & 9 months - Adults	3	342	0.9%	48.8%	51.6%	50.5%
% of FP17s for Band 1 Urgent Courses	306	324	94.4%	8.4%	8.0%	9.1%
% of FP17s Relating to Free Repair or Replacements	0	324	0.0%	0.8%	0.8%	0.8%
% of FP17s Relating to Continuations	0	324	0.0%	1.1%	1.3%	1.3%
% of Patients satisfied with the dentistry they have received	0	0	N/A	93.9%	93.1%	93.2%
% of Patients satisfied with the time they had to wait for an appointment	0	0	N/A	90.7%	89.1%	89.0%

* This is based on patients treated on this contract for their most recent course of treatment. Figures in italics indicate the base number of FP17s or Patient Questionnaire responses are less than 100. N/A is shown where the base number of responses is less than 10 during the period. % is calculated as Quantity/Base number*100

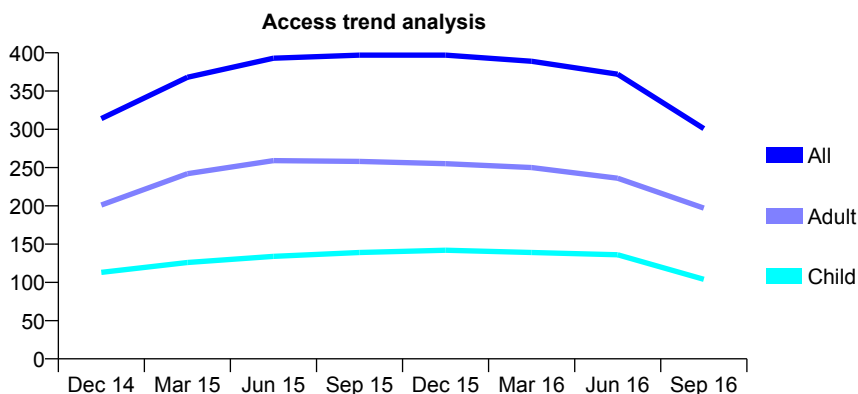
Q57 - Vital Signs At a Glance Contract Report for 126608/0001 - September 2016

Name or company name	Kings Road Dental Practice
Contract type name	GDS Contract
Purpose of contract	General
Contract start date	01/07/2013
Contract end date	15/06/2016

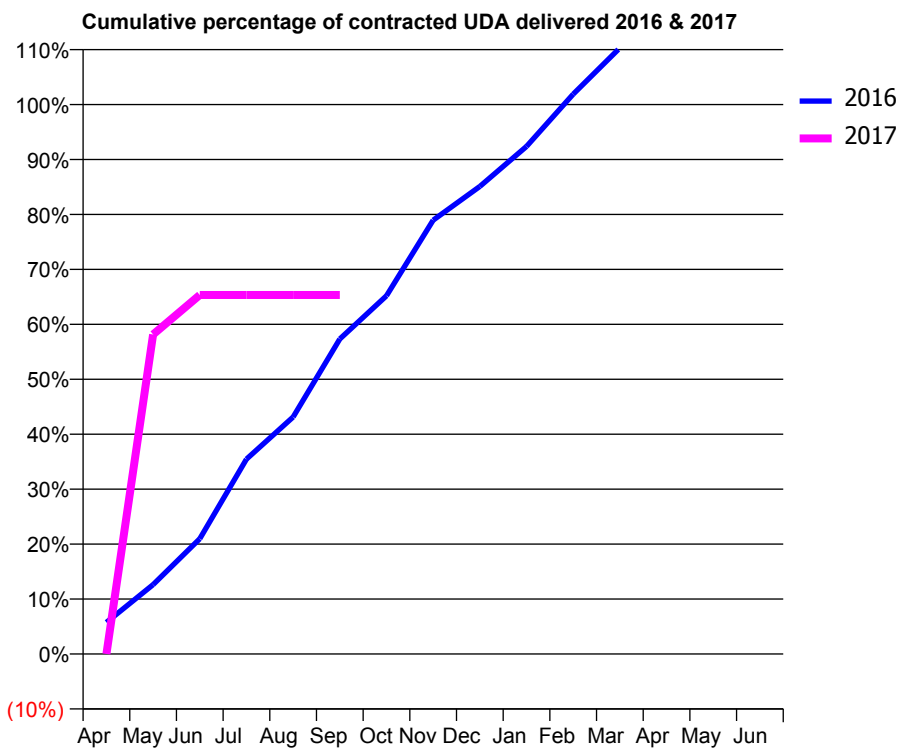
16/17 Contracted general activity (UDA)	195
Carry forward general activity (UDA)	0
16/17 Contracted orthodontic activity (UOA)	0
Carry forward orthodontic activity (UOA)	0
Baseline contract value	£5,068.60

ACCESS*

Patients seen in 24 months	Total	Change since previous quarter
Quarter ending September 2015	397	
Quarter ending December 2015	397	→
Quarter ending March 2016	389	↓
Quarter ending June 2016	372	↓
Quarter ending September 2016	301	↓
Variance since September 2015	(24.2%)	↓



ACTIVITY



Month	Adjusted Scheduled Activity (UDA)	
	2016	2017
April	54	0
May	118	113
June	196	127
July	332	127
August	403	127
September	536	127
October	610	
November	738	
December	796	
January	864	
February	953	
March	1,031	
April	1,031	
May	1,064	
June	1,064	

QUALITY

	Quantity	Base Number	Contract	AT	Region	England
% of FP17s for the same patient ID Re-attending within 3 months - Children	1	39	2.6%	10.7%	12.0%	12.4%
% of FP17s for the same patient ID Re-attending within 3 months - Adults	11	63	17.5%	15.2%	15.9%	16.7%
% of FP17s for the same patient ID Re-attending between 3 & 9 months - Children	24	39	61.5%	55.3%	58.6%	57.4%
% of FP17s for the same patient ID Re-attending between 3 & 9 months - Adults	38	63	60.3%	48.8%	51.6%	50.5%
% of FP17s for Band 1 Urgent Courses	2	78	2.6%	8.4%	8.0%	9.1%
% of FP17s Relating to Free Repair or Replacements	0	78	0.0%	0.8%	0.8%	0.8%
% of FP17s Relating to Continuations	4	78	5.1%	1.1%	1.3%	1.3%
% of Patients satisfied with the dentistry they have received	0	0	N/A	93.9%	93.1%	93.2%
% of Patients satisfied with the time they had to wait for an appointment	0	0	N/A	90.7%	89.1%	89.0%

* This is based on patients treated on this contract for their most recent course of treatment. Figures in italics indicate the base number of FP17s or Patient Questionnaire responses are less than 100. N/A is shown where the base number of responses is less than 10 during the period. % is calculated as Quantity/Base number*100

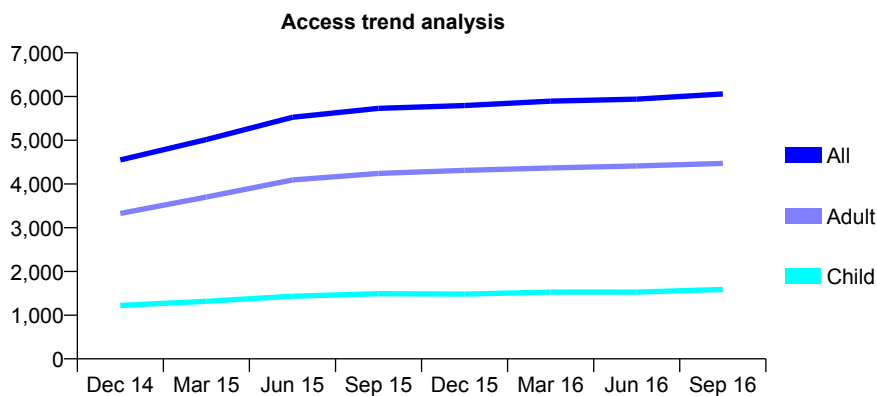
Q57 - Vital Signs At a Glance Contract Report for 127396/0001 - September 2016

Name or company name	Smile Dental Clinic
Contract type name	GDS Contract
Purpose of contract	General
Contract start date	01/08/2013
Contract end date	

16/17 Contracted general activity (UDA)	16,000
Carry forward general activity (UDA)	0
16/17 Contracted orthodontic activity (UOA)	0
Carry forward orthodontic activity (UOA)	0
Baseline contract value	£429,519.54

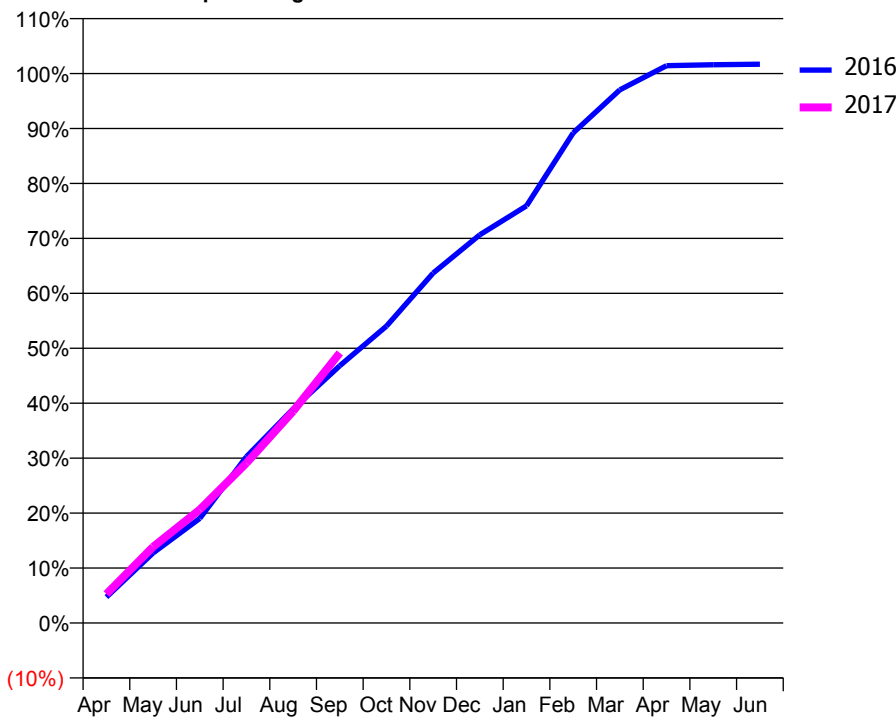
ACCESS*

Patients seen in 24 months	Total	Change since previous quarter
Quarter ending September 2015	5,729	
Quarter ending December 2015	5,793	→
Quarter ending March 2016	5,895	→
Quarter ending June 2016	5,939	→
Quarter ending September 2016	6,059	↑
Variance since September 2015	5.8%	↑



ACTIVITY

Cumulative percentage of contracted UDA delivered 2016 & 2017



Month	Adjusted Scheduled Activity (UDA)	
	2016	2017
April	753	845
May	2,040	2,218
June	3,047	3,302
July	4,845	4,657
August	6,232	6,168
September	7,493	7,866
October	8,646	
November	10,188	
December	11,305	
January	12,146	
February	14,271	
March	15,525	
April	16,229	
May	16,256	
June	16,270	

QUALITY

	Quantity	Base Number	Contract	AT	Region	England
% of FP17s for the same patient ID Re-attending within 3 months - Children	28	866	3.2%	10.7%	12.0%	12.4%
% of FP17s for the same patient ID Re-attending within 3 months - Adults	161	2,177	7.4%	15.2%	15.9%	16.7%
% of FP17s for the same patient ID Re-attending between 3 & 9 months - Children	289	866	33.4%	55.3%	58.6%	57.4%
% of FP17s for the same patient ID Re-attending between 3 & 9 months - Adults	667	2,177	30.6%	48.8%	51.6%	50.5%
% of FP17s for Band 1 Urgent Courses	124	2,627	4.7%	8.4%	8.0%	9.1%
% of FP17s Relating to Free Repair or Replacements	18	2,627	0.7%	0.8%	0.8%	0.8%
% of FP17s Relating to Continuations	20	2,627	0.8%	1.1%	1.3%	1.3%
% of Patients satisfied with the dentistry they have received	6	6	N/A	93.9%	93.1%	93.2%
% of Patients satisfied with the time they had to wait for an appointment	6	6	N/A	90.7%	89.1%	89.0%

* This is based on patients treated on this contract for their most recent course of treatment. Figures in italics indicate the base number of FP17s or Patient Questionnaire responses are less than 100. N/A is shown where the base number of responses is less than 10 during the period. % is calculated as Quantity/Base number*100

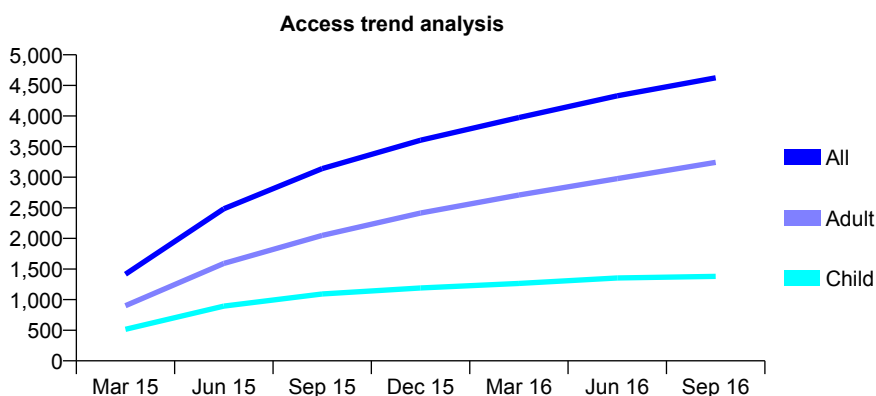
Q57 - Vital Signs At a Glance Contract Report for 128937/0001 - September 2016

Name or company name	Mr. N.R Chappell and Mr A.W Smith
Contract type name	GDS Contract
Purpose of contract	General
Contract start date	01/01/2015
Contract end date	

16/17 Contracted general activity (UDA)	14,033
Carry forward general activity (UDA)	-11
16/17 Contracted orthodontic activity (UOA)	0
Carry forward orthodontic activity (UOA)	0
Baseline contract value	£338,765.19

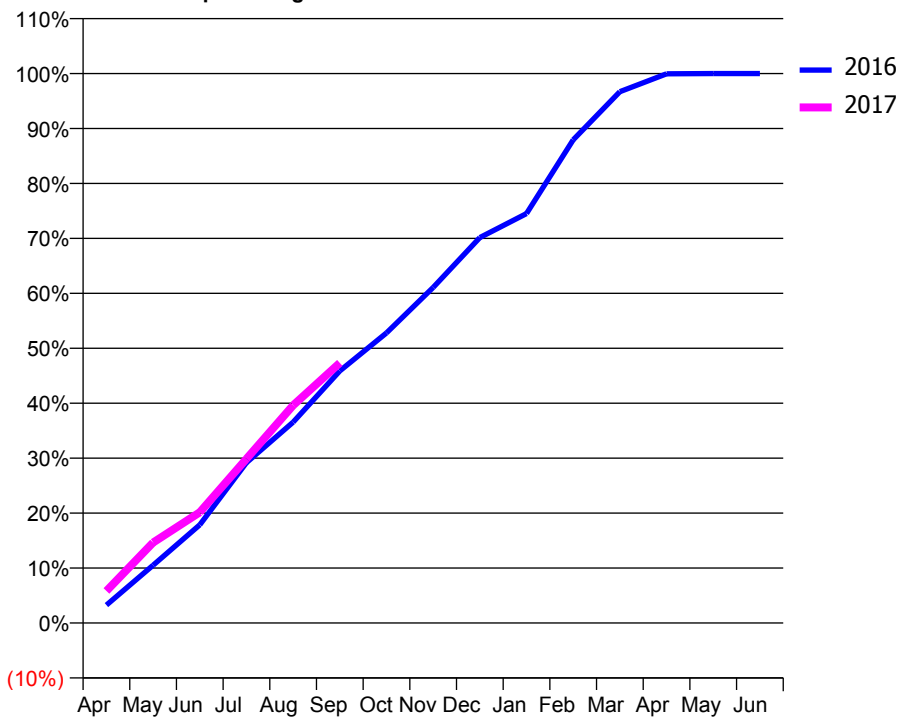
ACCESS*

Patients seen in 24 months	Total	Change since previous quarter
Quarter ending September 2015	3,141	
Quarter ending December 2015	3,605	↑
Quarter ending March 2016	3,975	↑
Quarter ending June 2016	4,331	↑
Quarter ending September 2016	4,624	↑
Variance since September 2015	47.2%	↑



ACTIVITY

Cumulative percentage of contracted UDA delivered 2016 & 2017



Adjusted Scheduled Activity (UDA)

Month	2016	2017
April	458	818
May	1,475	2,055
June	2,507	2,829
July	4,096	4,193
August	5,129	5,559
September	6,436	6,642
October	7,408	
November	8,571	
December	9,842	
January	10,457	
February	12,340	
March	13,568	
April	14,026	
May	14,032	
June	14,032	

QUALITY

	Quantity	Base Number	Contract	AT	Region	England
% of FP17s for the same patient ID Re-attending within 3 months - Children	36	1,013	3.6%	10.7%	12.0%	12.4%
% of FP17s for the same patient ID Re-attending within 3 months - Adults	227	2,085	10.9%	15.2%	15.9%	16.7%
% of FP17s for the same patient ID Re-attending between 3 & 9 months - Children	559	1,013	55.2%	55.3%	58.6%	57.4%
% of FP17s for the same patient ID Re-attending between 3 & 9 months - Adults	972	2,085	46.6%	48.8%	51.6%	50.5%
% of FP17s for Band 1 Urgent Courses	88	2,915	3.0%	8.4%	8.0%	9.1%
% of FP17s Relating to Free Repair or Replacements	9	2,915	0.3%	0.8%	0.8%	0.8%
% of FP17s Relating to Continuations	28	2,915	1.0%	1.1%	1.3%	1.3%
% of Patients satisfied with the dentistry they have received	8	8	N/A	93.9%	93.1%	93.2%
% of Patients satisfied with the time they had to wait for an appointment	8	8	N/A	90.7%	89.1%	89.0%

* This is based on patients treated on this contract for their most recent course of treatment. Figures in italics indicate the base number of FP17s or Patient Questionnaire responses are less than 100. N/A is shown where the base number of responses is less than 10 during the period. % is calculated as Quantity/Base number*100

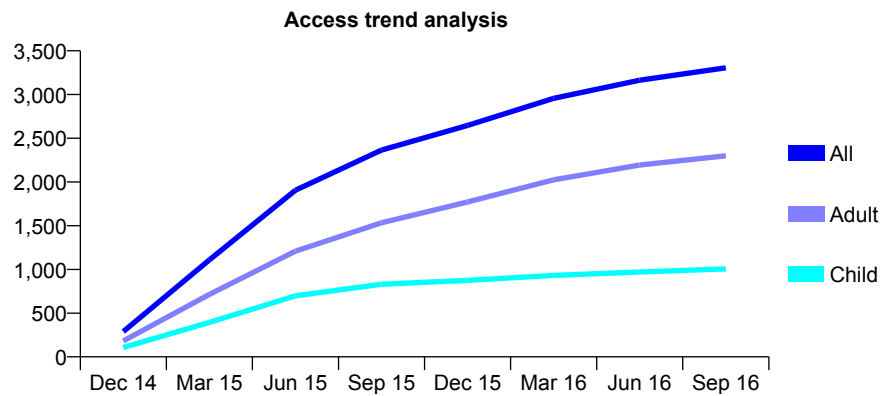
Q57 - Vital Signs At a Glance Contract Report for 129291/0001 - September 2016

Name or company name	The Essex Dental Clinic
Contract type name	GDS Contract
Purpose of contract	General
Contract start date	01/12/2014
Contract end date	

16/17 Contracted general activity (UDA)	8,750
Carry forward general activity (UDA)	-10
16/17 Contracted orthodontic activity (UOA)	0
Carry forward orthodontic activity (UOA)	0
Baseline contract value	£189,940.88

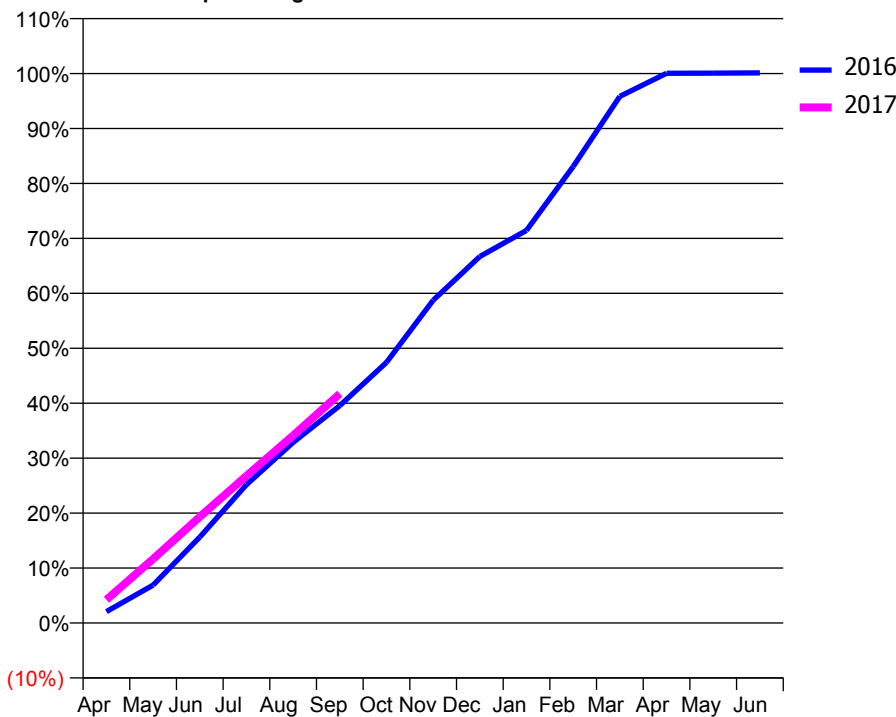
ACCESS*

Patients seen in 24 months	Total	Change since previous quarter
Quarter ending September 2015	2,364	
Quarter ending December 2015	2,647	↑
Quarter ending March 2016	2,956	↑
Quarter ending June 2016	3,164	↑
Quarter ending September 2016	3,305	↑
Variance since September 2015	39.8%	↑



ACTIVITY

Cumulative percentage of contracted UDA delivered 2016 & 2017



Month	Adjusted Scheduled Activity (UDA)	
	2016	2017
April	181	371
May	603	1,020
June	1,368	1,692
July	2,204	2,343
August	2,876	2,987
September	3,462	3,652
October	4,149	
November	5,139	
December	5,836	
January	6,251	
February	7,269	
March	8,386	
April	8,753	
May	8,756	
June	8,760	

QUALITY

	Quantity	Base Number	Contract	AT	Region	England
% of FP17s for the same patient ID Re-attending within 3 months - Children	56	752	7.4%	10.7%	12.0%	12.4%
% of FP17s for the same patient ID Re-attending within 3 months - Adults	233	1,487	15.7%	15.2%	15.9%	16.7%
% of FP17s for the same patient ID Re-attending between 3 & 9 months - Children	445	752	59.2%	55.3%	58.6%	57.4%
% of FP17s for the same patient ID Re-attending between 3 & 9 months - Adults	698	1,487	46.9%	48.8%	51.6%	50.5%
% of FP17s for Band 1 Urgent Courses	99	1,535	6.4%	8.4%	8.0%	9.1%
% of FP17s Relating to Free Repair or Replacements	6	1,535	0.4%	0.8%	0.8%	0.8%
% of FP17s Relating to Continuations	17	1,535	1.1%	1.1%	1.3%	1.3%
% of Patients satisfied with the dentistry they have received	5	6	N/A	93.9%	93.1%	93.2%
% of Patients satisfied with the time they had to wait for an appointment	6	6	N/A	90.7%	89.1%	89.0%

* This is based on patients treated on this contract for their most recent course of treatment. Figures in italics indicate the base number of FP17s or Patient Questionnaire responses are less than 100. N/A is shown where the base number of responses is less than 10 during the period. % is calculated as Quantity/Base number*100

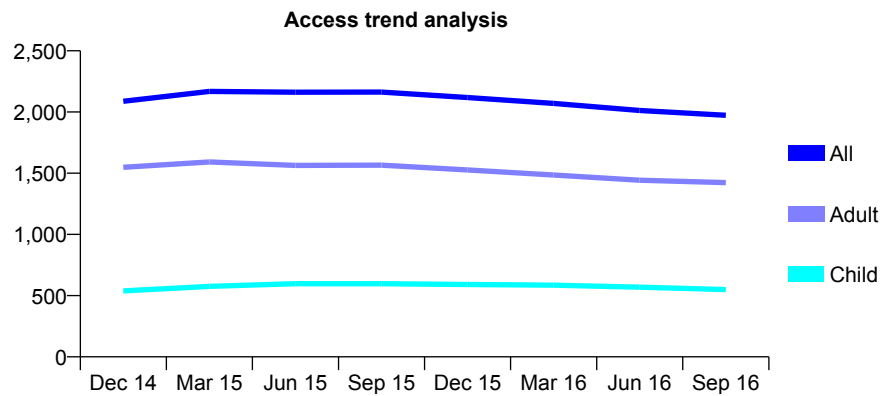
Q57 - Vital Signs At a Glance Contract Report for 130397/0001 - September 2016

Name or company name	Mr I Arbee & Miss Banoo Peer
Contract type name	GDS Contract
Purpose of contract	General
Contract start date	01/05/2010
Contract end date	

16/17 Contracted general activity (UDA)	9,356
Carry forward general activity (UDA)	104
16/17 Contracted orthodontic activity (UOA)	0
Carry forward orthodontic activity (UOA)	0
Baseline contract value	£246,200.83

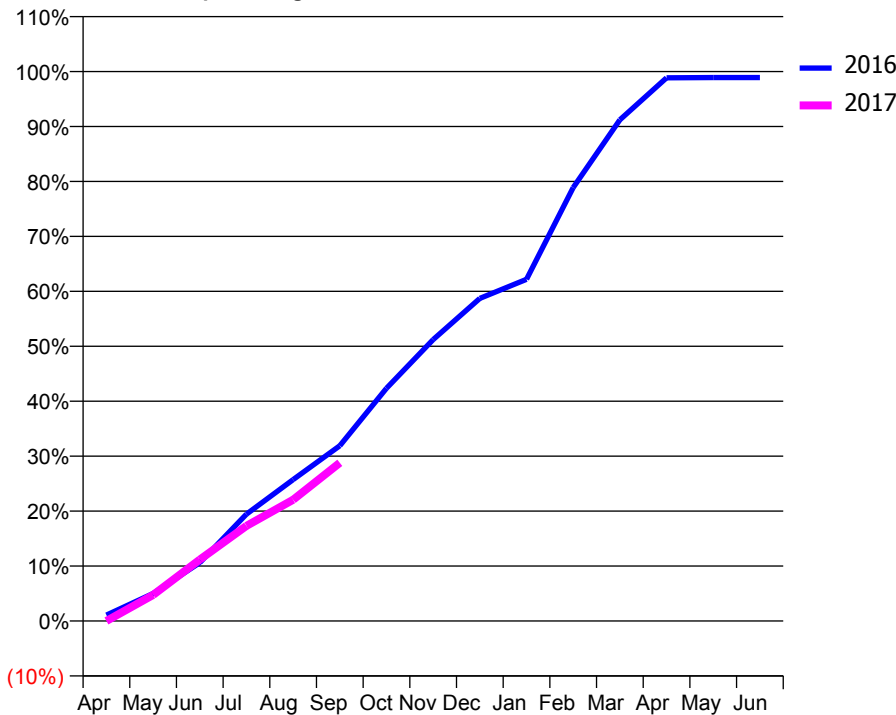
ACCESS*

Patients seen in 24 months	Total	Change since previous quarter
Quarter ending September 2015	2,163	
Quarter ending December 2015	2,118	↓
Quarter ending March 2016	2,070	↓
Quarter ending June 2016	2,012	↓
Quarter ending September 2016	1,973	↓
Variance since September 2015	(8.8%)	↓



ACTIVITY

Cumulative percentage of contracted UDA delivered 2016 & 2017



Month	Adjusted Scheduled Activity (UDA)	
	2016	2017
April	100	-0
May	468	443
June	993	1,047
July	1,820	1,621
August	2,407	2,064
September	2,985	2,694
October	3,962	
November	4,793	
December	5,494	
January	5,817	
February	7,379	
March	8,534	
April	9,249	
May	9,252	
June	9,252	

QUALITY

	Quantity	Base Number	Contract	AT	Region	England
% of FP17s for the same patient ID Re-attending within 3 months - Children	64	451	14.2%	10.7%	12.0%	12.4%
% of FP17s for the same patient ID Re-attending within 3 months - Adults	161	903	17.8%	15.2%	15.9%	16.7%
% of FP17s for the same patient ID Re-attending between 3 & 9 months - Children	283	451	62.7%	55.3%	58.6%	57.4%
% of FP17s for the same patient ID Re-attending between 3 & 9 months - Adults	543	903	60.1%	48.8%	51.6%	50.5%
% of FP17s for Band 1 Urgent Courses	52	1,201	4.3%	8.4%	8.0%	9.1%
% of FP17s Relating to Free Repair or Replacements	0	1,201	0.0%	0.8%	0.8%	0.8%
% of FP17s Relating to Continuations	1	1,201	0.1%	1.1%	1.3%	1.3%
% of Patients satisfied with the dentistry they have received	7	7	N/A	93.9%	93.1%	93.2%
% of Patients satisfied with the time they had to wait for an appointment	7	7	N/A	90.7%	89.1%	89.0%

* This is based on patients treated on this contract for their most recent course of treatment. Figures in italics indicate the base number of FP17s or Patient Questionnaire responses are less than 100. N/A is shown where the base number of responses is less than 10 during the period. % is calculated as Quantity/Base number*100

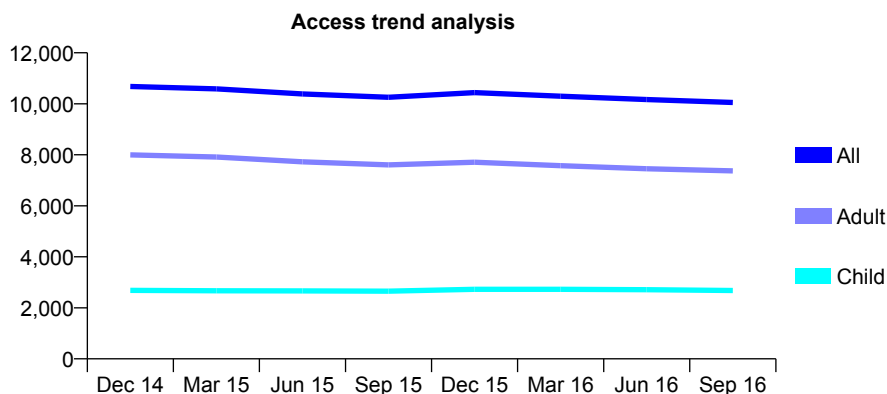
Q57 - Vital Signs At a Glance Contract Report for 131083/0001 - September 2016

Name or company name	Highwoods & St Johns Limited
Contract type name	GDS Contract
Purpose of contract	General
Contract start date	12/11/2007
Contract end date	

16/17 Contracted general activity (UDA)	29,084
Carry forward general activity (UDA)	-357
16/17 Contracted orthodontic activity (UOA)	0
Carry forward orthodontic activity (UOA)	0
Baseline contract value	£919,104.33

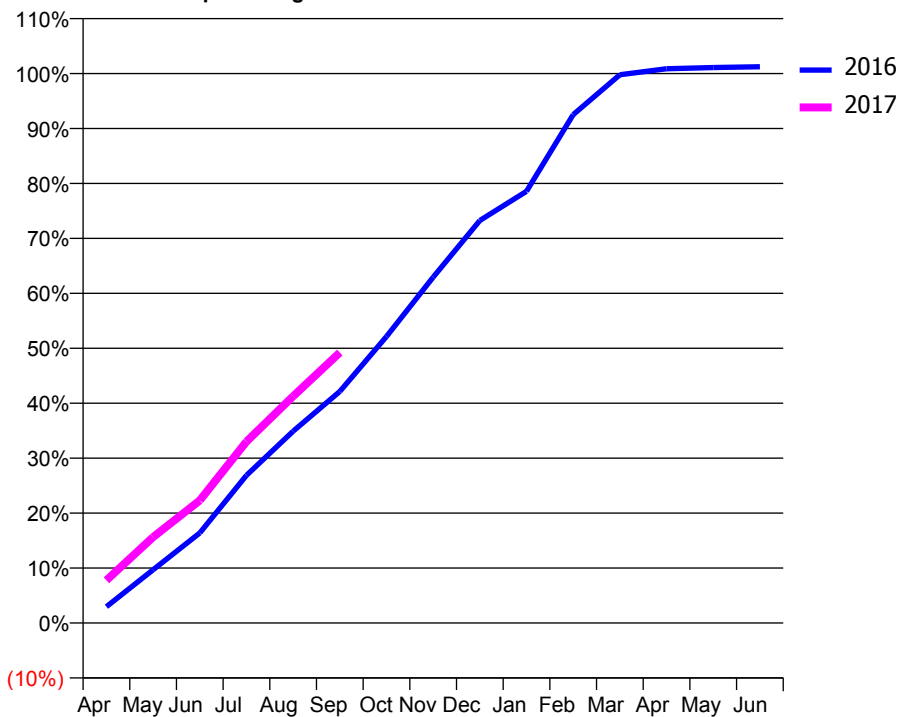
ACCESS*

Patients seen in 24 months	Total	Change since previous quarter
Quarter ending September 2015	10,254	
Quarter ending December 2015	10,437	→
Quarter ending March 2016	10,299	↓
Quarter ending June 2016	10,165	↓
Quarter ending September 2016	10,050	↓
Variance since September 2015	(2.0%)	↓



ACTIVITY

Cumulative percentage of contracted UDA delivered 2016 & 2017



Adjusted Scheduled Activity (UDA)

Month	2016	2017
April	865	2,264
May	2,818	4,549
June	4,770	6,489
July	7,819	9,603
August	10,152	12,004
September	12,257	14,315
October	15,162	
November	18,303	
December	21,301	
January	22,849	
February	26,911	
March	29,018	
April	29,335	
May	29,401	
June	29,441	

QUALITY

	Quantity	Base Number	Contract	AT	Region	England
% of FP17s for the same patient ID Re-attending within 3 months - Children	164	2,112	7.8%	10.7%	12.0%	12.4%
% of FP17s for the same patient ID Re-attending within 3 months - Adults	881	5,168	17.0%	15.2%	15.9%	16.7%
% of FP17s for the same patient ID Re-attending between 3 & 9 months - Children	1,275	2,112	60.4%	55.3%	58.6%	57.4%
% of FP17s for the same patient ID Re-attending between 3 & 9 months - Adults	2,624	5,168	50.8%	48.8%	51.6%	50.5%
% of FP17s for Band 1 Urgent Courses	736	7,063	10.4%	8.4%	8.0%	9.1%
% of FP17s Relating to Free Repair or Replacements	78	7,063	1.1%	0.8%	0.8%	0.8%
% of FP17s Relating to Continuations	24	7,063	0.3%	1.1%	1.3%	1.3%
% of Patients satisfied with the dentistry they have received	10	11	90.9%	93.9%	93.1%	93.2%
% of Patients satisfied with the time they had to wait for an appointment	10	11	90.9%	90.7%	89.1%	89.0%

* This is based on patients treated on this contract for their most recent course of treatment. Figures in italics indicate the base number of FP17s or Patient Questionnaire responses are less than 100. N/A is shown where the base number of responses is less than 10 during the period. % is calculated as Quantity/Base number*100

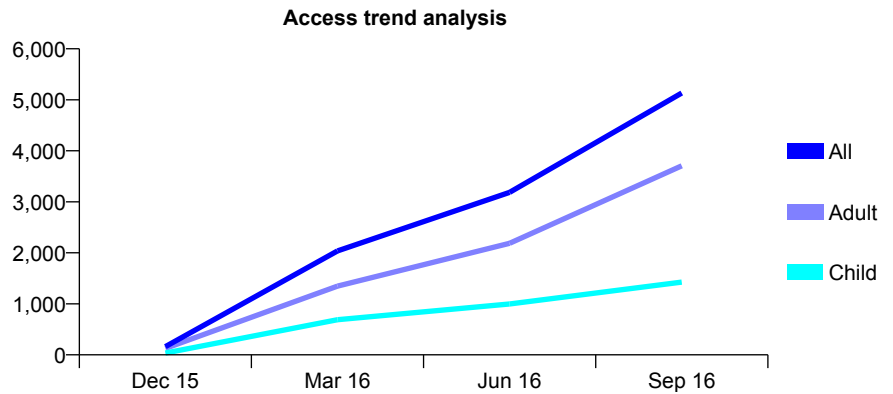
Q57 - Vital Signs At a Glance Contract Report for 131903/0001 - September 2016

Name or company name	MR K SINGH
Contract type name	GDS Contract
Purpose of contract	General
Contract start date	01/12/2015
Contract end date	

16/17 Contracted general activity (UDA)	19,500
Carry forward general activity (UDA)	-63
16/17 Contracted orthodontic activity (UOA)	0
Carry forward orthodontic activity (UOA)	0
Baseline contract value	£564,782.00

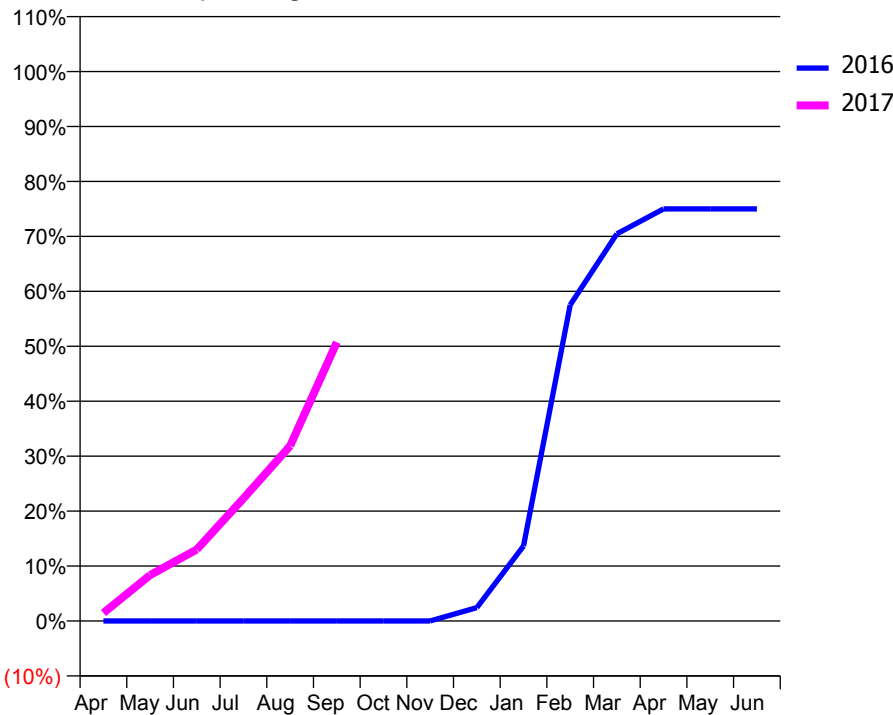
ACCESS*

Patients seen in 24 months	Total	Change since previous quarter
Quarter ending September 2015	0	
Quarter ending December 2015	161	↑
Quarter ending March 2016	2,037	↑
Quarter ending June 2016	3,185	↑
Quarter ending September 2016	5,134	↑
Variance since September 2015	N/A	



ACTIVITY

Cumulative percentage of contracted UDA delivered 2016 & 2017



Month	Adjusted Scheduled Activity (UDA)	
	2016	2017
April	0	285
May	0	1,629
June	0	2,537
July	0	4,352
August	0	6,217
September	0	9,893
October	0	
November	0	
December	158	
January	885	
February	3,731	
March	4,569	
April	4,863	
May	4,863	
June	4,863	

QUALITY

	Quantity	Base Number	Contract	AT	Region	England
% of FP17s for the same patient ID Re-attending within 3 months - Children	53	1,102	4.8%	10.7%	12.0%	12.4%
% of FP17s for the same patient ID Re-attending within 3 months - Adults	175	2,960	5.9%	15.2%	15.9%	16.7%
% of FP17s for the same patient ID Re-attending between 3 & 9 months - Children	205	1,102	18.6%	55.3%	58.6%	57.4%
% of FP17s for the same patient ID Re-attending between 3 & 9 months - Adults	448	2,960	15.1%	48.8%	51.6%	50.5%
% of FP17s for Band 1 Urgent Courses	189	3,924	4.8%	8.4%	8.0%	9.1%
% of FP17s Relating to Free Repair or Replacements	7	3,924	0.2%	0.8%	0.8%	0.8%
% of FP17s Relating to Continuations	12	3,924	0.3%	1.1%	1.3%	1.3%
% of Patients satisfied with the dentistry they have received	9	9	N/A	93.9%	93.1%	93.2%
% of Patients satisfied with the time they had to wait for an appointment	9	9	N/A	90.7%	89.1%	89.0%

* This is based on patients treated on this contract for their most recent course of treatment. Figures in italics indicate the base number of FP17s or Patient Questionnaire responses are less than 100. N/A is shown where the base number of responses is less than 10 during the period. % is calculated as Quantity/Base number*100

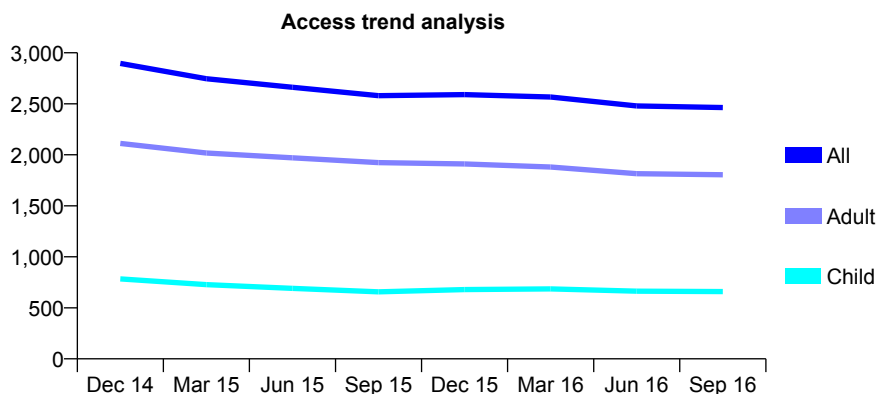
Q57 - Vital Signs At a Glance Contract Report for 133590/0001 - September 2016

Name or company name	Laindon Health Centre Dental Practice
Contract type name	GDS Contract
Purpose of contract	General
Contract start date	01/07/2006
Contract end date	

16/17 Contracted general activity (UDA)	7,926
Carry forward general activity (UDA)	0
16/17 Contracted orthodontic activity (UOA)	0
Carry forward orthodontic activity (UOA)	0
Baseline contract value	£213,955.03

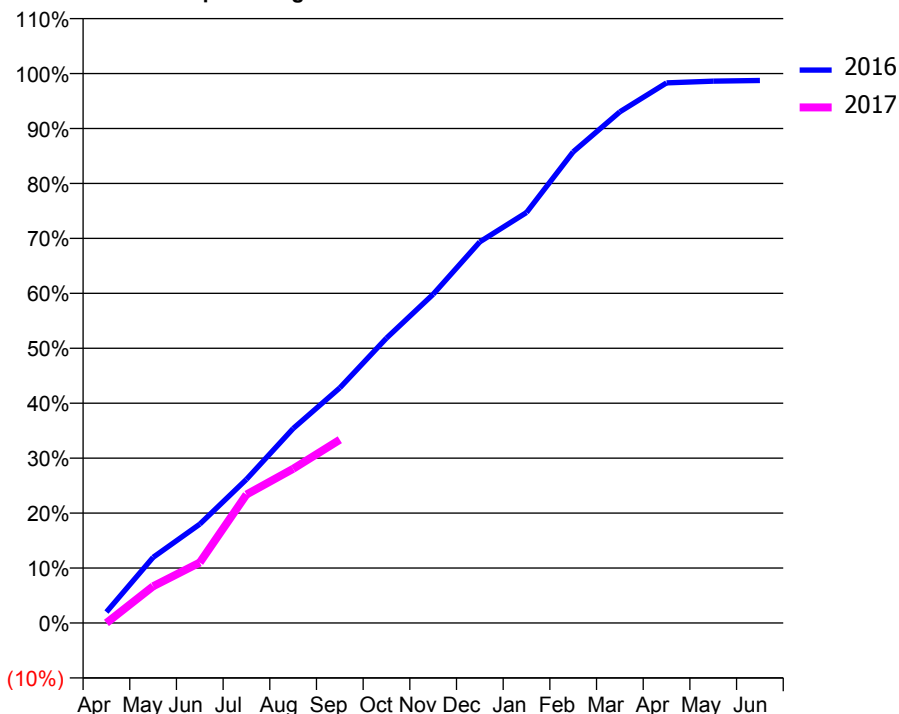
ACCESS*

Patients seen in 24 months	Total	Change since previous quarter
Quarter ending September 2015	2,580	
Quarter ending December 2015	2,590	→
Quarter ending March 2016	2,567	→
Quarter ending June 2016	2,479	↓
Quarter ending September 2016	2,464	→
Variance since September 2015	(4.5%)	↓



ACTIVITY

Cumulative percentage of contracted UDA delivered 2016 & 2017



Month	Adjusted Scheduled Activity (UDA)	
	2016	2017
April	159	0
May	947	530
June	1,426	872
July	2,072	1,854
August	2,805	2,224
September	3,393	2,644
October	4,109	
November	4,743	
December	5,498	
January	5,921	
February	6,797	
March	7,373	
April	7,790	
May	7,816	
June	7,825	

QUALITY

	Quantity	Base Number	Contract	AT	Region	England
% of FP17s for the same patient ID Re-attending within 3 months - Children	28	365	7.7%	10.7%	12.0%	12.4%
% of FP17s for the same patient ID Re-attending within 3 months - Adults	152	1,110	13.7%	15.2%	15.9%	16.7%
% of FP17s for the same patient ID Re-attending between 3 & 9 months - Children	190	365	52.1%	55.3%	58.6%	57.4%
% of FP17s for the same patient ID Re-attending between 3 & 9 months - Adults	661	1,110	59.5%	48.8%	51.6%	50.5%
% of FP17s for Band 1 Urgent Courses	100	1,213	8.2%	8.4%	8.0%	9.1%
% of FP17s Relating to Free Repair or Replacements	11	1,213	0.9%	0.8%	0.8%	0.8%
% of FP17s Relating to Continuations	8	1,213	0.7%	1.1%	1.3%	1.3%
% of Patients satisfied with the dentistry they have received	4	4	N/A	93.9%	93.1%	93.2%
% of Patients satisfied with the time they had to wait for an appointment	4	4	N/A	90.7%	89.1%	89.0%

* This is based on patients treated on this contract for their most recent course of treatment. Figures in italics indicate the base number of FP17s or Patient Questionnaire responses are less than 100. N/A is shown where the base number of responses is less than 10 during the period. % is calculated as Quantity/Base number*100

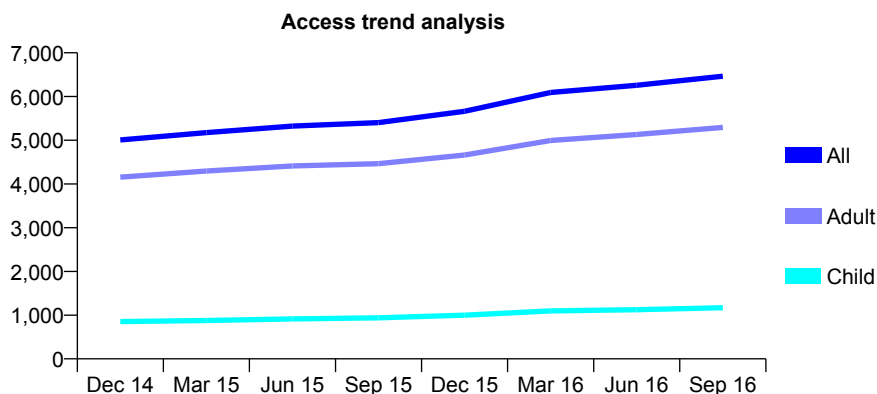
Q57 - Vital Signs At a Glance Contract Report for 133671/0001 - September 2016

Name or company name	One Step By Step Limited
Contract type name	GDS Contract
Purpose of contract	General
Contract start date	27/09/2010
Contract end date	

16/17 Contracted general activity (UDA)	15,202
Carry forward general activity (UDA)	-304
16/17 Contracted orthodontic activity (UOA)	0
Carry forward orthodontic activity (UOA)	0
Baseline contract value	£380,107.45

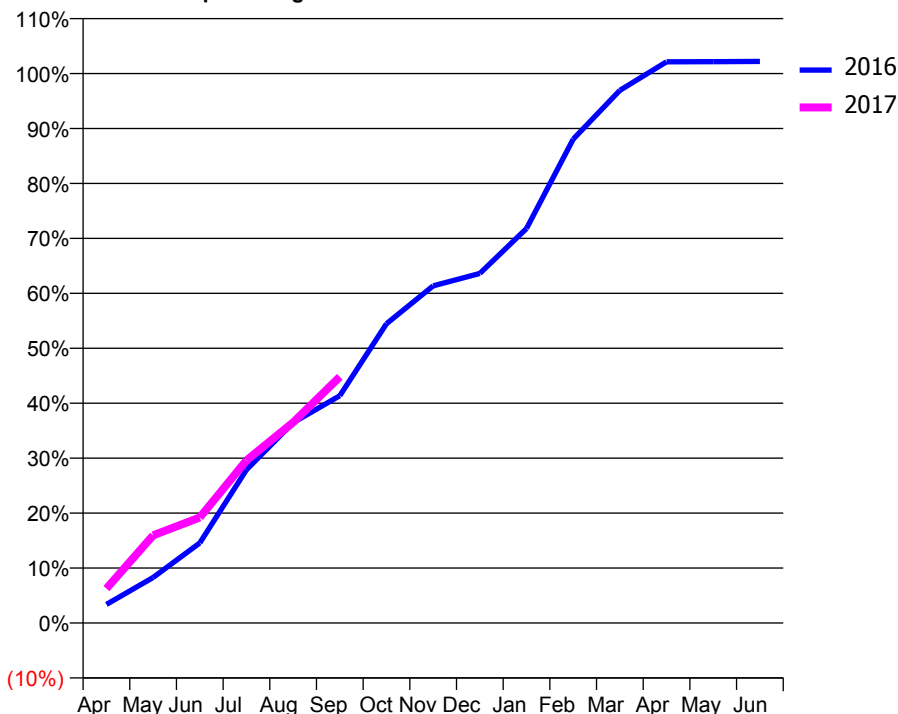
ACCESS*

Patients seen in 24 months	Total	Change since previous quarter
Quarter ending September 2015	5,402	
Quarter ending December 2015	5,662	↑
Quarter ending March 2016	6,093	↑
Quarter ending June 2016	6,256	↑
Quarter ending September 2016	6,464	↑
Variance since September 2015	19.7%	↑



ACTIVITY

Cumulative percentage of contracted UDA delivered 2016 & 2017



Month	Adjusted Scheduled Activity (UDA)	
	2016	2017
April	515	954
May	1,258	2,427
June	2,217	2,919
July	4,242	4,500
August	5,541	5,551
September	6,286	6,811
October	8,279	
November	9,327	
December	9,669	
January	10,913	
February	13,384	
March	14,737	
April	15,526	
May	15,529	
June	15,535	

QUALITY

	Quantity	Base Number	Contract	AT	Region	England
% of FP17s for the same patient ID Re-attending within 3 months - Children	43	793	5.4%	10.7%	12.0%	12.4%
% of FP17s for the same patient ID Re-attending within 3 months - Adults	493	3,617	13.6%	15.2%	15.9%	16.7%
% of FP17s for the same patient ID Re-attending between 3 & 9 months - Children	407	793	51.3%	55.3%	58.6%	57.4%
% of FP17s for the same patient ID Re-attending between 3 & 9 months - Adults	1,895	3,617	52.4%	48.8%	51.6%	50.5%
% of FP17s for Band 1 Urgent Courses	421	3,673	11.5%	8.4%	8.0%	9.1%
% of FP17s Relating to Free Repair or Replacements	11	3,673	0.3%	0.8%	0.8%	0.8%
% of FP17s Relating to Continuations	2	3,673	0.1%	1.1%	1.3%	1.3%
% of Patients satisfied with the dentistry they have received	8	8	N/A	93.9%	93.1%	93.2%
% of Patients satisfied with the time they had to wait for an appointment	7	8	N/A	90.7%	89.1%	89.0%

* This is based on patients treated on this contract for their most recent course of treatment. Figures in italics indicate the base number of FP17s or Patient Questionnaire responses are less than 100. N/A is shown where the base number of responses is less than 10 during the period. % is calculated as Quantity/Base number*100

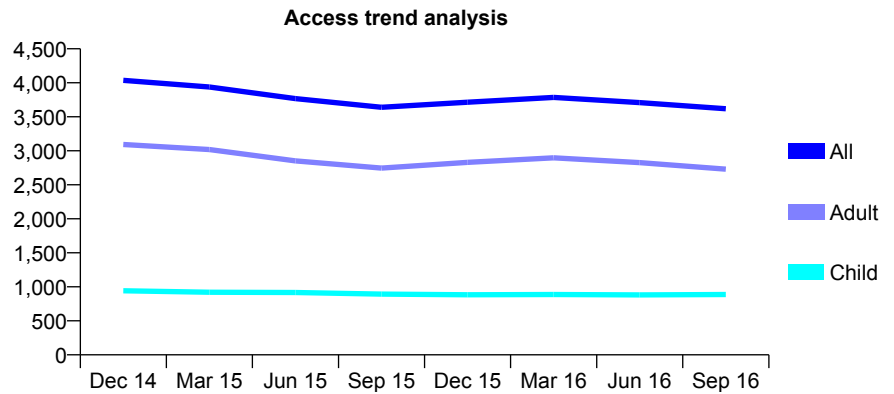
Q57 - Vital Signs At a Glance Contract Report for 134295/0008 - September 2016

Name or company name	The Benfleet Dental Centre
Contract type name	GDS Contract
Purpose of contract	General
Contract start date	01/06/2012
Contract end date	

16/17 Contracted general activity (UDA)	9,152
Carry forward general activity (UDA)	0
16/17 Contracted orthodontic activity (UOA)	0
Carry forward orthodontic activity (UOA)	0
Baseline contract value	£238,551.70

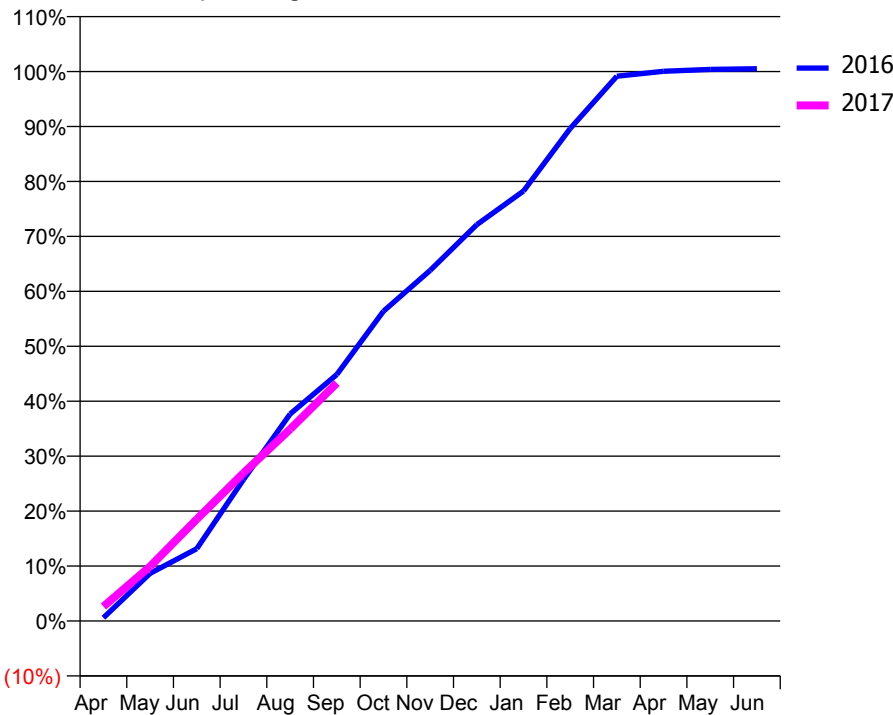
ACCESS*

Patients seen in 24 months	Total	Change since previous quarter
Quarter ending September 2015	3,641	
Quarter ending December 2015	3,715	↑
Quarter ending March 2016	3,785	→
Quarter ending June 2016	3,709	↓
Quarter ending September 2016	3,618	↓
Variance since September 2015	(0.6%)	→



ACTIVITY

Cumulative percentage of contracted UDA delivered 2016 & 2017



Month	Adjusted Scheduled Activity (UDA)	
	2016	2017
April	55	241
May	795	909
June	1,206	1,695
July	2,356	2,464
August	3,447	3,196
September	4,106	3,964
October	5,161	
November	5,839	
December	6,601	
January	7,162	
February	8,203	
March	9,073	
April	9,156	
May	9,186	
June	9,197	

QUALITY

	Quantity	Base Number	Contract	AT	Region	England
% of FP17s for the same patient ID Re-attending within 3 months - Children	46	587	7.8%	10.7%	12.0%	12.4%
% of FP17s for the same patient ID Re-attending within 3 months - Adults	142	1,443	9.8%	15.2%	15.9%	16.7%
% of FP17s for the same patient ID Re-attending between 3 & 9 months - Children	208	587	35.4%	55.3%	58.6%	57.4%
% of FP17s for the same patient ID Re-attending between 3 & 9 months - Adults	663	1,443	45.9%	48.8%	51.6%	50.5%
% of FP17s for Band 1 Urgent Courses	164	1,986	8.3%	8.4%	8.0%	9.1%
% of FP17s Relating to Free Repair or Replacements	0	1,986	0.0%	0.8%	0.8%	0.8%
% of FP17s Relating to Continuations	3	1,986	0.2%	1.1%	1.3%	1.3%
% of Patients satisfied with the dentistry they have received	3	3	N/A	93.9%	93.1%	93.2%
% of Patients satisfied with the time they had to wait for an appointment	3	3	N/A	90.7%	89.1%	89.0%

* This is based on patients treated on this contract for their most recent course of treatment. Figures in italics indicate the base number of FP17s or Patient Questionnaire responses are less than 100. N/A is shown where the base number of responses is less than 10 during the period. % is calculated as Quantity/Base number*100

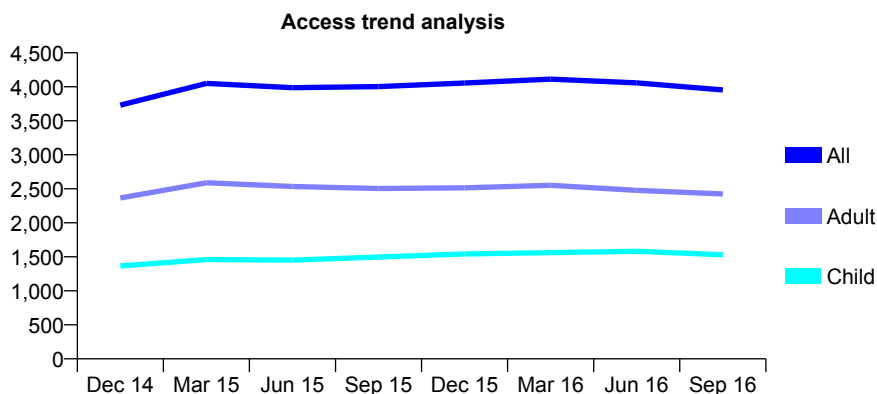
Q57 - Vital Signs At a Glance Contract Report for 134392/0001 - September 2016

Name or company name	Mr E. Harunani, Mr N. Harunani & Mr M. Ka
Contract type name	GDS Contract
Purpose of contract	General
Contract start date	02/10/2012
Contract end date	

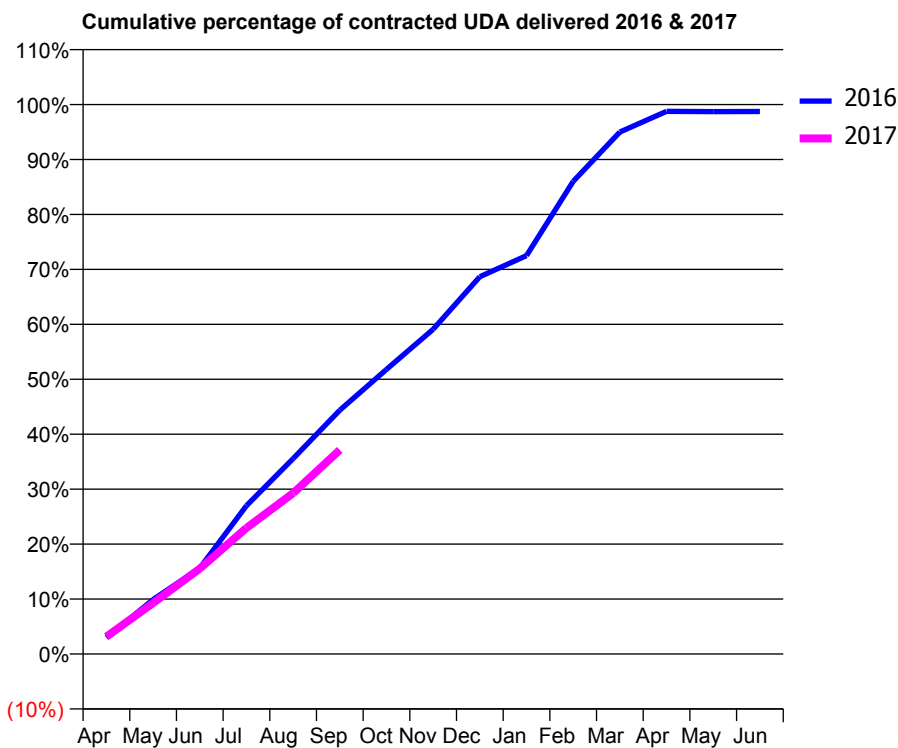
16/17 Contracted general activity (UDA)	13,250
Carry forward general activity (UDA)	0
16/17 Contracted orthodontic activity (UOA)	0
Carry forward orthodontic activity (UOA)	0
Baseline contract value	£323,803.19

ACCESS*

Patients seen in 24 months	Total	Change since previous quarter
Quarter ending September 2015	4,003	
Quarter ending December 2015	4,056	→
Quarter ending March 2016	4,112	→
Quarter ending June 2016	4,058	↓
Quarter ending September 2016	3,954	↓
Variance since September 2015	(1.2%)	↓



ACTIVITY



Month	Adjusted Scheduled Activity (UDA)	
	2016	2017
April	393	420
May	1,313	1,229
June	2,071	2,061
July	3,576	3,041
August	4,712	3,880
September	5,880	4,921
October	6,863	
November	7,830	
December	9,099	
January	9,607	
February	11,396	
March	12,588	
April	13,086	
May	13,079	
June	13,081	

QUALITY

	Quantity	Base Number	Contract	AT	Region	England
% of FP17s for the same patient ID Re-attending within 3 months - Children	65	853	7.6%	10.7%	12.0%	12.4%
% of FP17s for the same patient ID Re-attending within 3 months - Adults	133	1,061	12.5%	15.2%	15.9%	16.7%
% of FP17s for the same patient ID Re-attending between 3 & 9 months - Children	352	853	41.3%	55.3%	58.6%	57.4%
% of FP17s for the same patient ID Re-attending between 3 & 9 months - Adults	399	1,061	37.6%	48.8%	51.6%	50.5%
% of FP17s for Band 1 Urgent Courses	232	1,758	13.2%	8.4%	8.0%	9.1%
% of FP17s Relating to Free Repair or Replacements	5	1,758	0.3%	0.8%	0.8%	0.8%
% of FP17s Relating to Continuations	14	1,758	0.8%	1.1%	1.3%	1.3%
% of Patients satisfied with the dentistry they have received	1	1	N/A	93.9%	93.1%	93.2%
% of Patients satisfied with the time they had to wait for an appointment	1	1	N/A	90.7%	89.1%	89.0%

* This is based on patients treated on this contract for their most recent course of treatment. Figures in italics indicate the base number of FP17s or Patient Questionnaire responses are less than 100. N/A is shown where the base number of responses is less than 10 during the period. % is calculated as Quantity/Base number*100

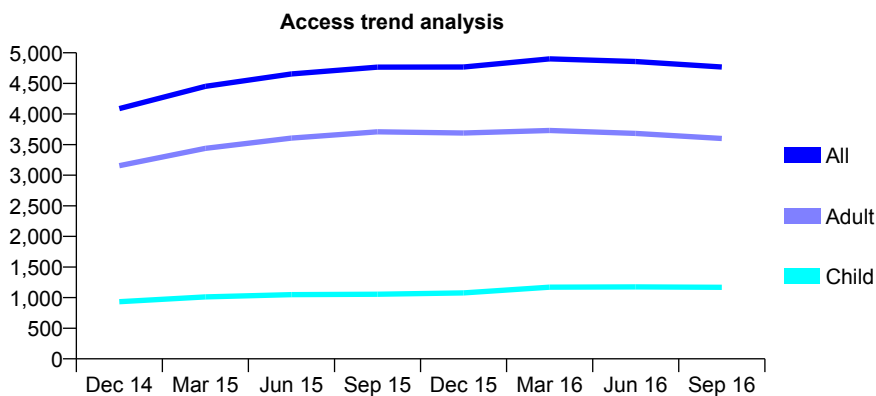
Q57 - Vital Signs At a Glance Contract Report for 136387/0004 - September 2016

Name or company name	Dr Allen
Contract type name	GDS Contract
Purpose of contract	General
Contract start date	01/10/2013
Contract end date	

16/17 Contracted general activity (UDA)	23,406
Carry forward general activity (UDA)	0
16/17 Contracted orthodontic activity (UOA)	0
Carry forward orthodontic activity (UOA)	0
Baseline contract value	£625,148.33

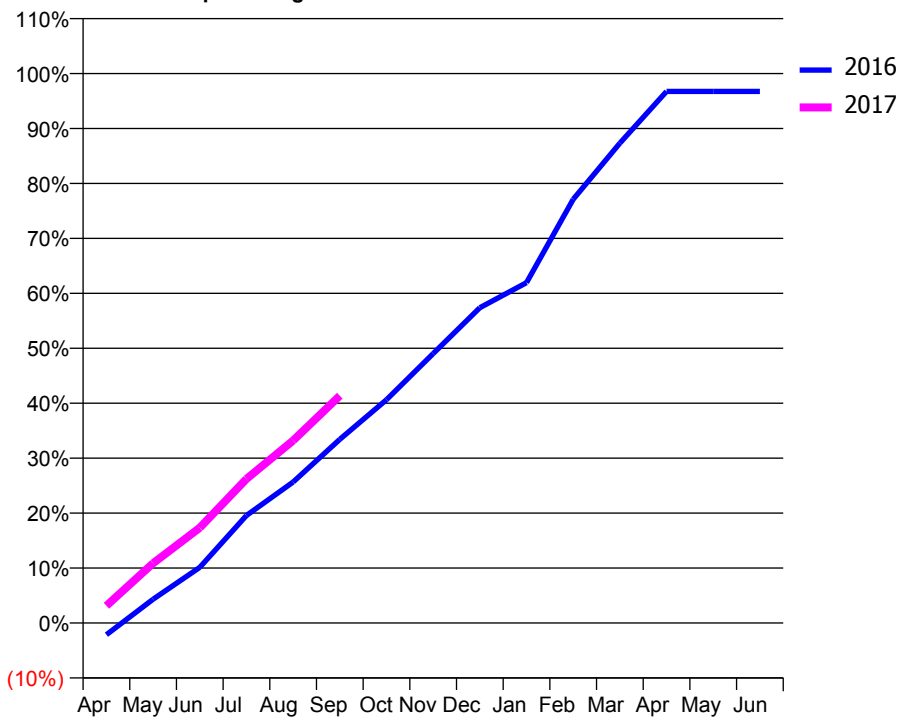
ACCESS*

Patients seen in 24 months	Total	Change since previous quarter
Quarter ending September 2015	4,765	
Quarter ending December 2015	4,767	→
Quarter ending March 2016	4,901	↑
Quarter ending June 2016	4,858	→
Quarter ending September 2016	4,768	↓
Variance since September 2015	0.1%	→



ACTIVITY

Cumulative percentage of contracted UDA delivered 2016 & 2017



Month	Adjusted Scheduled Activity (UDA)	
	2016	2017
April	-501	735
May	1,013	2,547
June	2,373	4,058
July	4,579	6,137
August	6,004	7,774
September	7,822	9,679
October	9,510	
November	11,474	
December	13,432	
January	14,501	
February	18,050	
March	20,439	
April	22,641	
May	22,641	
June	22,641	

QUALITY

	Quantity	Base Number	Contract	AT	Region	England
% of FP17s for the same patient ID Re-attending within 3 months - Children	63	907	6.9%	10.7%	12.0%	12.4%
% of FP17s for the same patient ID Re-attending within 3 months - Adults	291	2,117	13.7%	15.2%	15.9%	16.7%
% of FP17s for the same patient ID Re-attending between 3 & 9 months - Children	422	907	46.5%	55.3%	58.6%	57.4%
% of FP17s for the same patient ID Re-attending between 3 & 9 months - Adults	907	2,117	42.8%	48.8%	51.6%	50.5%
% of FP17s for Band 1 Urgent Courses	154	2,551	6.0%	8.4%	8.0%	9.1%
% of FP17s Relating to Free Repair or Replacements	7	2,551	0.3%	0.8%	0.8%	0.8%
% of FP17s Relating to Continuations	37	2,551	1.5%	1.1%	1.3%	1.3%
% of Patients satisfied with the dentistry they have received	12	13	92.3%	93.9%	93.1%	93.2%
% of Patients satisfied with the time they had to wait for an appointment	13	13	100.0%	90.7%	89.1%	89.0%

* This is based on patients treated on this contract for their most recent course of treatment. Figures in italics indicate the base number of FP17s or Patient Questionnaire responses are less than 100. N/A is shown where the base number of responses is less than 10 during the period. % is calculated as Quantity/Base number*100

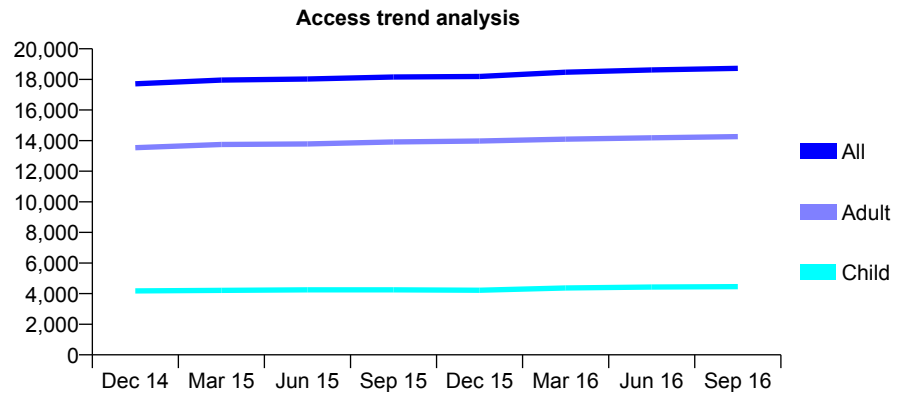
Q57 - Vital Signs At a Glance Contract Report for 136751/0001 - September 2016

Name or company name	Crowstone Dental Centre Limited
Contract type name	GDS Contract
Purpose of contract	General
Contract start date	01/08/2007
Contract end date	

16/17 Contracted general activity (UDA)	57,626
Carry forward general activity (UDA)	0
16/17 Contracted orthodontic activity (UOA)	0
Carry forward orthodontic activity (UOA)	0
Baseline contract value	£1,700,917.87

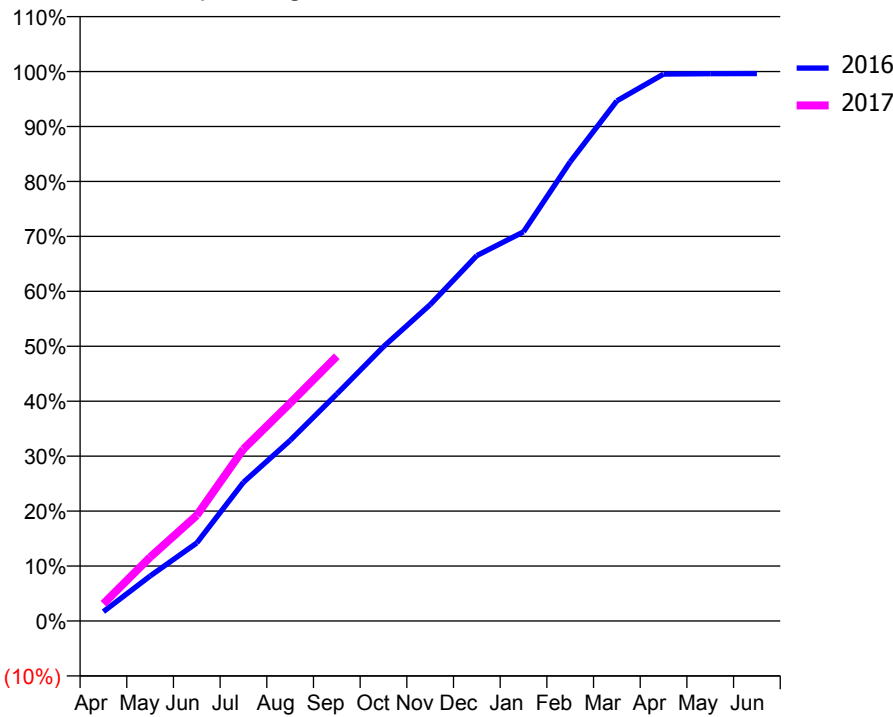
ACCESS*

Patients seen in 24 months	Total	Change since previous quarter
Quarter ending September 2015	18,157	
Quarter ending December 2015	18,190	→
Quarter ending March 2016	18,468	→
Quarter ending June 2016	18,618	→
Quarter ending September 2016	18,722	→
Variance since September 2015	3.1%	↑



ACTIVITY

Cumulative percentage of contracted UDA delivered 2016 & 2017



Month	Adjusted Scheduled Activity (UDA)	
	2016	2017
April	993	1,809
May	4,716	6,688
June	8,182	11,087
July	14,547	18,029
August	18,936	22,841
September	23,801	27,771
October	28,777	
November	33,173	
December	38,328	
January	40,806	
February	48,153	
March	54,542	
April	57,355	
May	57,400	
June	57,418	

QUALITY

	Quantity	Base Number	Contract	AT	Region	England
% of FP17s for the same patient ID Re-attending within 3 months - Children	151	2,950	5.1%	10.7%	12.0%	12.4%
% of FP17s for the same patient ID Re-attending within 3 months - Adults	772	8,355	9.2%	15.2%	15.9%	16.7%
% of FP17s for the same patient ID Re-attending between 3 & 9 months - Children	1,401	2,950	47.5%	55.3%	58.6%	57.4%
% of FP17s for the same patient ID Re-attending between 3 & 9 months - Adults	3,841	8,355	46.0%	48.8%	51.6%	50.5%
% of FP17s for Band 1 Urgent Courses	594	10,234	5.8%	8.4%	8.0%	9.1%
% of FP17s Relating to Free Repair or Replacements	59	10,234	0.6%	0.8%	0.8%	0.8%
% of FP17s Relating to Continuations	39	10,234	0.4%	1.1%	1.3%	1.3%
% of Patients satisfied with the dentistry they have received	22	22	100.0%	93.9%	93.1%	93.2%
% of Patients satisfied with the time they had to wait for an appointment	21	22	95.5%	90.7%	89.1%	89.0%

* This is based on patients treated on this contract for their most recent course of treatment. Figures in italics indicate the base number of FP17s or Patient Questionnaire responses are less than 100. N/A is shown where the base number of responses is less than 10 during the period. % is calculated as Quantity/Base number*100

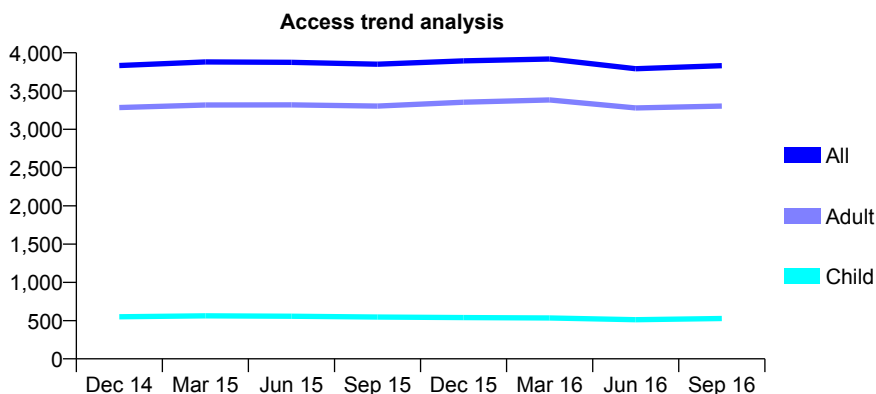
Q57 - Vital Signs At a Glance Contract Report for 137472/0001 - September 2016

Name or company name	Toothcare Limited
Contract type name	GDS Contract
Purpose of contract	General
Contract start date	01/08/2007
Contract end date	

16/17 Contracted general activity (UDA)	12,561
Carry forward general activity (UDA)	0
16/17 Contracted orthodontic activity (UOA)	0
Carry forward orthodontic activity (UOA)	0
Baseline contract value	£283,063.56

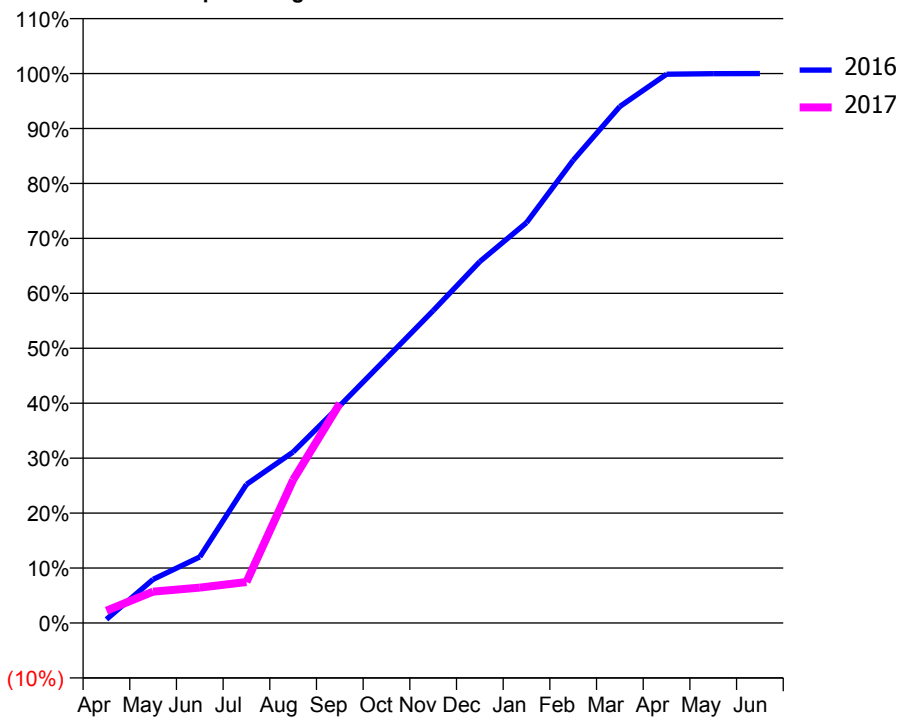
ACCESS*

Patients seen in 24 months	Total	Change since previous quarter
Quarter ending September 2015	3,851	
Quarter ending December 2015	3,894	→
Quarter ending March 2016	3,919	→
Quarter ending June 2016	3,791	↓
Quarter ending September 2016	3,831	→
Variance since September 2015	(0.5%)	→



ACTIVITY

Cumulative percentage of contracted UDA delivered 2016 & 2017



Adjusted Scheduled Activity (UDA)

Month	2016	2017
April	83	283
May	997	718
June	1,511	810
July	3,168	936
August	3,910	3,272
September	4,968	5,020
October	6,052	
November	7,141	
December	8,263	
January	9,152	
February	10,579	
March	11,806	
April	12,543	
May	12,558	
June	12,561	

QUALITY

	Quantity	Base Number	Contract	AT	Region	England
% of FP17s for the same patient ID Re-attending within 3 months - Children	23	354	6.5%	10.7%	12.0%	12.4%
% of FP17s for the same patient ID Re-attending within 3 months - Adults	395	2,465	16.0%	15.2%	15.9%	16.7%
% of FP17s for the same patient ID Re-attending between 3 & 9 months - Children	230	354	65.0%	55.3%	58.6%	57.4%
% of FP17s for the same patient ID Re-attending between 3 & 9 months - Adults	1,576	2,465	63.9%	48.8%	51.6%	50.5%
% of FP17s for Band 1 Urgent Courses	151	2,474	6.1%	8.4%	8.0%	9.1%
% of FP17s Relating to Free Repair or Replacements	81	2,474	3.3%	0.8%	0.8%	0.8%
% of FP17s Relating to Continuations	59	2,474	2.4%	1.1%	1.3%	1.3%
% of Patients satisfied with the dentistry they have received	13	14	92.9%	93.9%	93.1%	93.2%
% of Patients satisfied with the time they had to wait for an appointment	13	14	92.9%	90.7%	89.1%	89.0%

* This is based on patients treated on this contract for their most recent course of treatment. Figures in italics indicate the base number of FP17s or Patient Questionnaire responses are less than 100. N/A is shown where the base number of responses is less than 10 during the period. % is calculated as Quantity/Base number*100

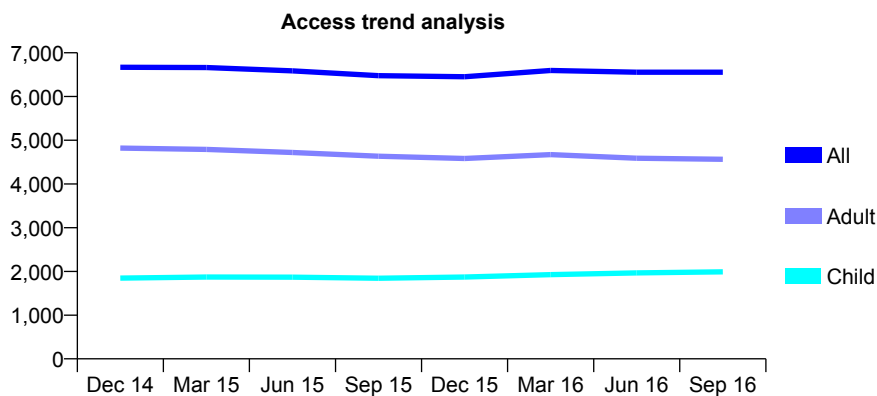
Q57 - Vital Signs At a Glance Contract Report for 138789/0001 - September 2016

Name or company name	Mr S B Radia & Mr P Vaid
Contract type name	GDS Contract
Purpose of contract	General
Contract start date	01/10/2008
Contract end date	

16/17 Contracted general activity (UDA)	25,465
Carry forward general activity (UDA)	0
16/17 Contracted orthodontic activity (UOA)	0
Carry forward orthodontic activity (UOA)	0
Baseline contract value	£746,364.53

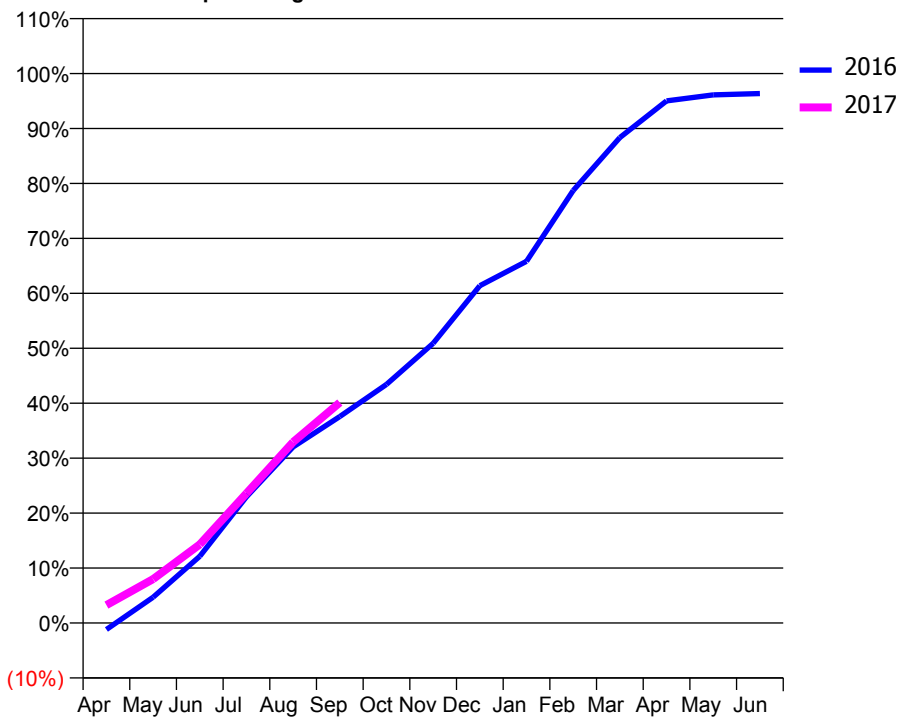
ACCESS*

Patients seen in 24 months	Total	Change since previous quarter
Quarter ending September 2015	6,478	
Quarter ending December 2015	6,454	→
Quarter ending March 2016	6,597	↑
Quarter ending June 2016	6,557	→
Quarter ending September 2016	6,556	→
Variance since September 2015	1.2%	→



ACTIVITY

Cumulative percentage of contracted UDA delivered 2016 & 2017



Month	Adjusted Scheduled Activity (UDA)	
	2016	2017
April	-306	831
May	1,197	2,036
June	3,090	3,644
July	5,847	6,008
August	8,162	8,386
September	9,571	10,220
October	11,057	
November	12,959	
December	15,631	
January	16,761	
February	20,041	
March	22,496	
April	24,197	
May	24,477	
June	24,534	

QUALITY

	Quantity	Base Number	Contract	AT	Region	England
% of FP17s for the same patient ID Re-attending within 3 months - Children	115	1,344	8.6%	10.7%	12.0%	12.4%
% of FP17s for the same patient ID Re-attending within 3 months - Adults	388	2,896	13.4%	15.2%	15.9%	16.7%
% of FP17s for the same patient ID Re-attending between 3 & 9 months - Children	659	1,344	49.0%	55.3%	58.6%	57.4%
% of FP17s for the same patient ID Re-attending between 3 & 9 months - Adults	1,286	2,896	44.4%	48.8%	51.6%	50.5%
% of FP17s for Band 1 Urgent Courses	237	3,663	6.5%	8.4%	8.0%	9.1%
% of FP17s Relating to Free Repair or Replacements	50	3,663	1.4%	0.8%	0.8%	0.8%
% of FP17s Relating to Continuations	17	3,663	0.5%	1.1%	1.3%	1.3%
% of Patients satisfied with the dentistry they have received	5	5	N/A	93.9%	93.1%	93.2%
% of Patients satisfied with the time they had to wait for an appointment	4	5	N/A	90.7%	89.1%	89.0%

* This is based on patients treated on this contract for their most recent course of treatment. Figures in italics indicate the base number of FP17s or Patient Questionnaire responses are less than 100. N/A is shown where the base number of responses is less than 10 during the period. % is calculated as Quantity/Base number*100

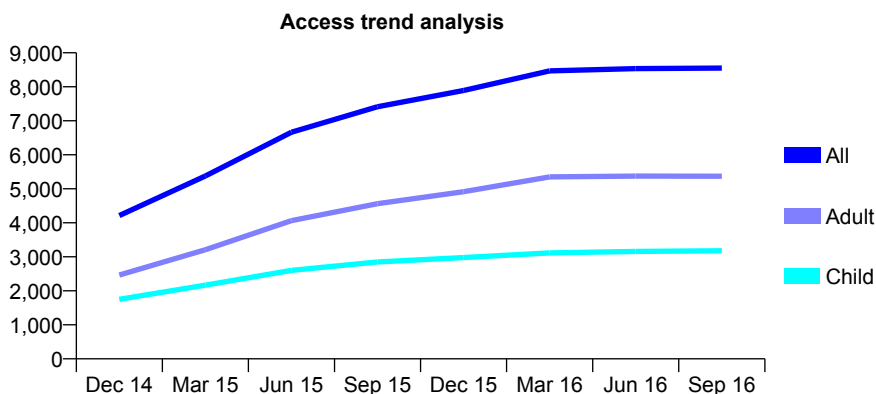
Q57 - Vital Signs At a Glance Contract Report for 139602/0001 - September 2016

Name or company name	Mr P D S N Datta
Contract type name	GDS Contract
Purpose of contract	General
Contract start date	01/04/2014
Contract end date	

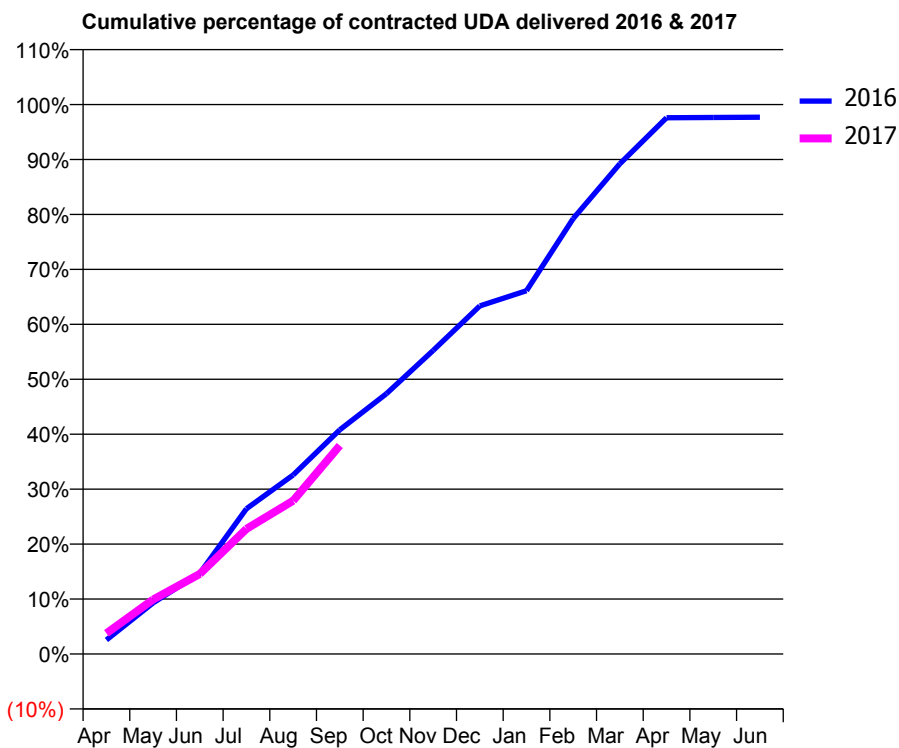
16/17 Contracted general activity (UDA)	19,930
Carry forward general activity (UDA)	0
16/17 Contracted orthodontic activity (UOA)	0
Carry forward orthodontic activity (UOA)	0
Baseline contract value	£467,898.84

ACCESS*

Patients seen in 24 months	Total	Change since previous quarter
Quarter ending September 2015	7,413	
Quarter ending December 2015	7,891	↑
Quarter ending March 2016	8,469	↑
Quarter ending June 2016	8,535	→
Quarter ending September 2016	8,552	→
Variance since September 2015	15.4%	↑



ACTIVITY



Month	Adjusted Scheduled Activity (UDA)	
	2016	2017
April	510	754
May	1,855	1,975
June	2,928	2,906
July	5,270	4,538
August	6,492	5,559
September	8,133	7,563
October	9,444	
November	11,009	
December	12,625	
January	13,178	
February	15,792	
March	17,782	
April	19,447	
May	19,457	
June	19,469	

QUALITY

	Quantity	Base Number	Contract	AT	Region	England
% of FP17s for the same patient ID Re-attending within 3 months - Children	165	1,791	9.2%	10.7%	12.0%	12.4%
% of FP17s for the same patient ID Re-attending within 3 months - Adults	468	2,785	16.8%	15.2%	15.9%	16.7%
% of FP17s for the same patient ID Re-attending between 3 & 9 months - Children	560	1,791	31.3%	55.3%	58.6%	57.4%
% of FP17s for the same patient ID Re-attending between 3 & 9 months - Adults	853	2,785	30.6%	48.8%	51.6%	50.5%
% of FP17s for Band 1 Urgent Courses	486	3,375	14.4%	8.4%	8.0%	9.1%
% of FP17s Relating to Free Repair or Replacements	8	3,375	0.2%	0.8%	0.8%	0.8%
% of FP17s Relating to Continuations	17	3,375	0.5%	1.1%	1.3%	1.3%
% of Patients satisfied with the dentistry they have received	10	10	100.0%	93.9%	93.1%	93.2%
% of Patients satisfied with the time they had to wait for an appointment	10	10	100.0%	90.7%	89.1%	89.0%

* This is based on patients treated on this contract for their most recent course of treatment. Figures in italics indicate the base number of FP17s or Patient Questionnaire responses are less than 100. N/A is shown where the base number of responses is less than 10 during the period. % is calculated as Quantity/Base number*100

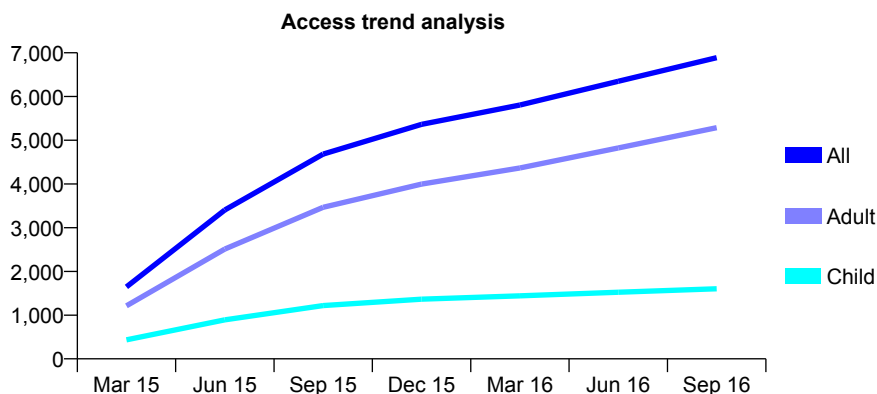
Q57 - Vital Signs At a Glance Contract Report for 139742/0001 - September 2016

Name or company name	Apex Dental Care Ltd
Contract type name	Pilot Contract
Purpose of contract	General
Contract start date	01/01/2015
Contract end date	

16/17 Contracted general activity (UDA)	26,597
Carry forward general activity (UDA)	0
16/17 Contracted orthodontic activity (UOA)	0
Carry forward orthodontic activity (UOA)	0
Baseline contract value	£727,349.70

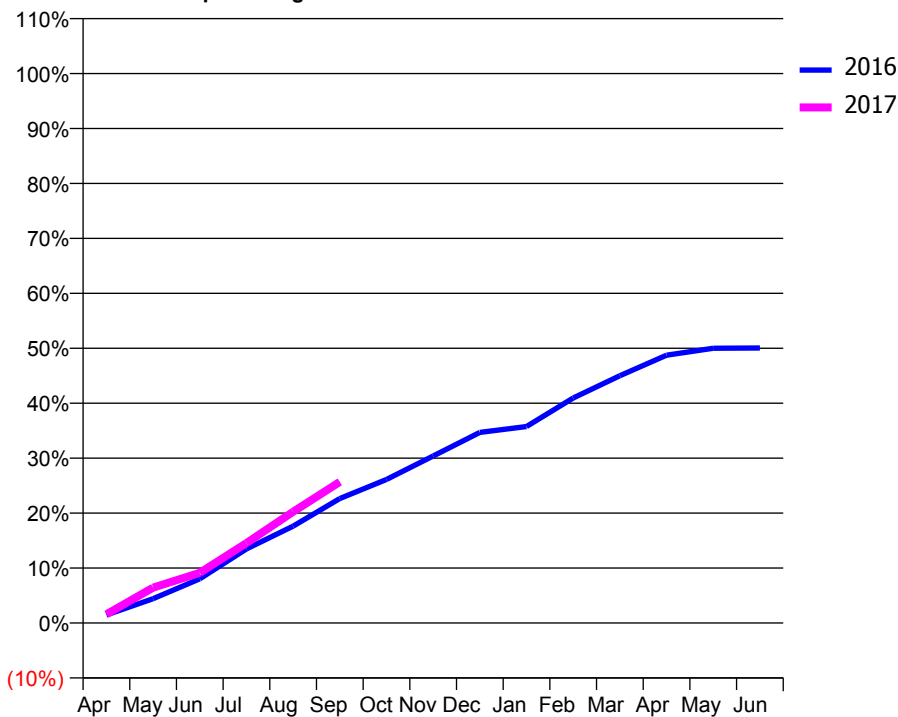
ACCESS*

Patients seen in 24 months	Total	Change since previous quarter
Quarter ending September 2015	4,684	
Quarter ending December 2015	5,363	↑
Quarter ending March 2016	5,807	↑
Quarter ending June 2016	6,349	↑
Quarter ending September 2016	6,889	↑
Variance since September 2015	47.1%	↑



ACTIVITY

Cumulative percentage of contracted UDA delivered 2016 & 2017



Adjusted Scheduled Activity (UDA)

Month	2016	2017
April	389	420
May	1,178	1,712
June	2,140	2,433
July	3,585	3,871
August	4,687	5,389
September	6,025	6,829
October	6,948	
November	8,087	
December	9,225	
January	9,509	
February	10,895	
March	11,968	
April	12,965	
May	13,298	
June	13,315	

QUALITY

	Quantity	Base Number	Contract	AT	Region	England
% of FP17s for the same patient ID Re-attending within 3 months - Children	57	1,212	4.7%	10.7%	12.0%	12.4%
% of FP17s for the same patient ID Re-attending within 3 months - Adults	429	3,738	11.5%	15.2%	15.9%	16.7%
% of FP17s for the same patient ID Re-attending between 3 & 9 months - Children	615	1,212	50.7%	55.3%	58.6%	57.4%
% of FP17s for the same patient ID Re-attending between 3 & 9 months - Adults	1,621	3,738	43.4%	48.8%	51.6%	50.5%
% of FP17s for Band 1 Urgent Courses	424	3,967	10.7%	8.4%	8.0%	9.1%
% of FP17s Relating to Free Repair or Replacements	1	3,967	0.0%	0.8%	0.8%	0.8%
% of FP17s Relating to Continuations	52	3,967	1.3%	1.1%	1.3%	1.3%
% of Patients satisfied with the dentistry they have received	4	5	N/A	93.9%	93.1%	93.2%
% of Patients satisfied with the time they had to wait for an appointment	4	5	N/A	90.7%	89.1%	89.0%

* This is based on patients treated on this contract for their most recent course of treatment. Figures in italics indicate the base number of FP17s or Patient Questionnaire responses are less than 100. N/A is shown where the base number of responses is less than 10 during the period. % is calculated as Quantity/Base number*100

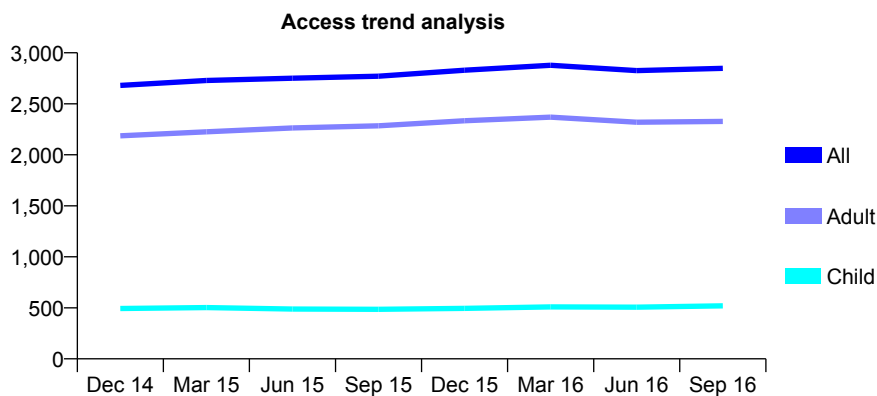
Q57 - Vital Signs At a Glance Contract Report for 140171/0001 - September 2016

Name or company name	The Toothplace Dental Surgery Limited
Contract type name	GDS Contract
Purpose of contract	General
Contract start date	01/12/2010
Contract end date	

16/17 Contracted general activity (UDA)	12,114
Carry forward general activity (UDA)	69
16/17 Contracted orthodontic activity (UOA)	0
Carry forward orthodontic activity (UOA)	0
Baseline contract value	£376,798.80

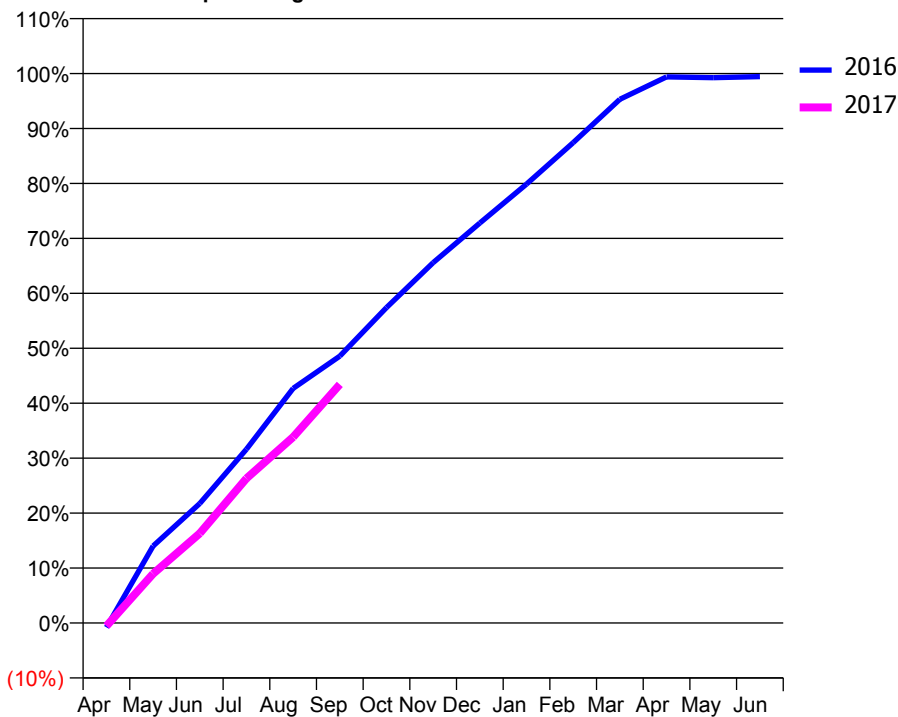
ACCESS*

Patients seen in 24 months	Total	Change since previous quarter
Quarter ending September 2015	2,770	
Quarter ending December 2015	2,829	↑
Quarter ending March 2016	2,878	→
Quarter ending June 2016	2,826	↓
Quarter ending September 2016	2,848	→
Variance since September 2015	2.8%	↑



ACTIVITY

Cumulative percentage of contracted UDA delivered 2016 & 2017



Month	Adjusted Scheduled Activity (UDA)	
	2016	2017
April	-98	-69
May	1,697	1,087
June	2,634	1,978
July	3,832	3,189
August	5,174	4,100
September	5,885	5,260
October	6,955	
November	7,944	
December	8,819	
January	9,675	
February	10,591	
March	11,544	
April	12,039	
May	12,023	
June	12,045	

QUALITY

	Quantity	Base Number	Contract	AT	Region	England
% of FP17s for the same patient ID Re-attending within 3 months - Children	34	416	8.2%	10.7%	12.0%	12.4%
% of FP17s for the same patient ID Re-attending within 3 months - Adults	217	1,617	13.4%	15.2%	15.9%	16.7%
% of FP17s for the same patient ID Re-attending between 3 & 9 months - Children	212	416	51.0%	55.3%	58.6%	57.4%
% of FP17s for the same patient ID Re-attending between 3 & 9 months - Adults	849	1,617	52.5%	48.8%	51.6%	50.5%
% of FP17s for Band 1 Urgent Courses	114	1,759	6.5%	8.4%	8.0%	9.1%
% of FP17s Relating to Free Repair or Replacements	7	1,759	0.4%	0.8%	0.8%	0.8%
% of FP17s Relating to Continuations	9	1,759	0.5%	1.1%	1.3%	1.3%
% of Patients satisfied with the dentistry they have received	2	2	N/A	93.9%	93.1%	93.2%
% of Patients satisfied with the time they had to wait for an appointment	2	2	N/A	90.7%	89.1%	89.0%

* This is based on patients treated on this contract for their most recent course of treatment. Figures in italics indicate the base number of FP17s or Patient Questionnaire responses are less than 100. N/A is shown where the base number of responses is less than 10 during the period. % is calculated as Quantity/Base number*100

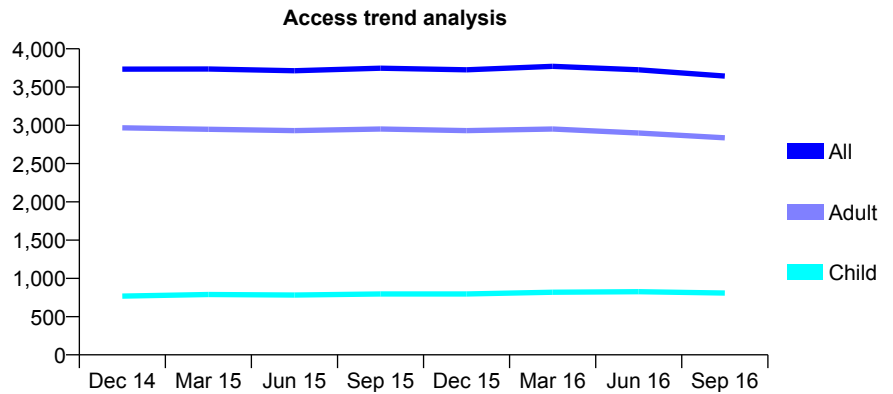
Q57 - Vital Signs At a Glance Contract Report for 142751/0001 - September 2016

Name or company name	Market Square Dental Practice
Contract type name	GDS Contract
Purpose of contract	General
Contract start date	01/09/2010
Contract end date	

16/17 Contracted general activity (UDA)	10,968
Carry forward general activity (UDA)	0
16/17 Contracted orthodontic activity (UOA)	0
Carry forward orthodontic activity (UOA)	0
Baseline contract value	£292,013.07

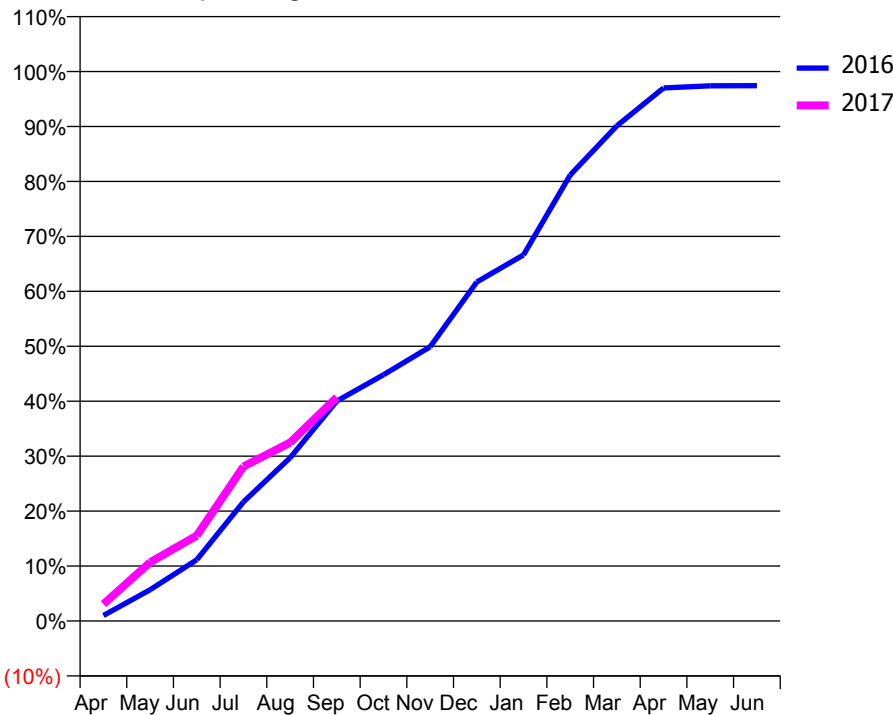
ACCESS*

Patients seen in 24 months	Total	Change since previous quarter
Quarter ending September 2015	3,747	
Quarter ending December 2015	3,726	→
Quarter ending March 2016	3,770	→
Quarter ending June 2016	3,726	↓
Quarter ending September 2016	3,643	↓
Variance since September 2015	(2.8%)	↓



ACTIVITY

Cumulative percentage of contracted UDA delivered 2016 & 2017



Month	Adjusted Scheduled Activity (UDA)	
	2016	2017
April	111	338
May	624	1,172
June	1,223	1,705
July	2,377	3,083
August	3,258	3,564
September	4,390	4,466
October	4,913	
November	5,473	
December	6,767	
January	7,309	
February	8,902	
March	9,883	
April	10,641	
May	10,683	
June	10,686	

QUALITY

	Quantity	Base Number	Contract	AT	Region	England
% of FP17s for the same patient ID Re-attending within 3 months - Children	29	512	5.7%	10.7%	12.0%	12.4%
% of FP17s for the same patient ID Re-attending within 3 months - Adults	174	1,527	11.4%	15.2%	15.9%	16.7%
% of FP17s for the same patient ID Re-attending between 3 & 9 months - Children	267	512	52.1%	55.3%	58.6%	57.4%
% of FP17s for the same patient ID Re-attending between 3 & 9 months - Adults	731	1,527	47.9%	48.8%	51.6%	50.5%
% of FP17s for Band 1 Urgent Courses	35	1,784	2.0%	8.4%	8.0%	9.1%
% of FP17s Relating to Free Repair or Replacements	16	1,784	0.9%	0.8%	0.8%	0.8%
% of FP17s Relating to Continuations	52	1,784	2.9%	1.1%	1.3%	1.3%
% of Patients satisfied with the dentistry they have received	5	5	N/A	93.9%	93.1%	93.2%
% of Patients satisfied with the time they had to wait for an appointment	5	5	N/A	90.7%	89.1%	89.0%

* This is based on patients treated on this contract for their most recent course of treatment. Figures in italics indicate the base number of FP17s or Patient Questionnaire responses are less than 100. N/A is shown where the base number of responses is less than 10 during the period. % is calculated as Quantity/Base number*100

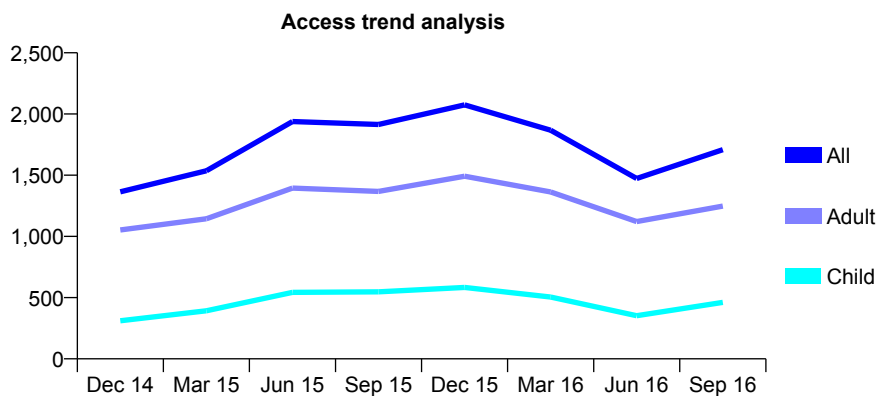
Q57 - Vital Signs At a Glance Contract Report for 143936/0001 - September 2016

Name or company name	Kangi Surgery Ltd
Contract type name	GDS Contract
Purpose of contract	General
Contract start date	01/04/2011
Contract end date	

16/17 Contracted general activity (UDA)	4,813
Carry forward general activity (UDA)	-33
16/17 Contracted orthodontic activity (UOA)	0
Carry forward orthodontic activity (UOA)	0
Baseline contract value	£115,266.22

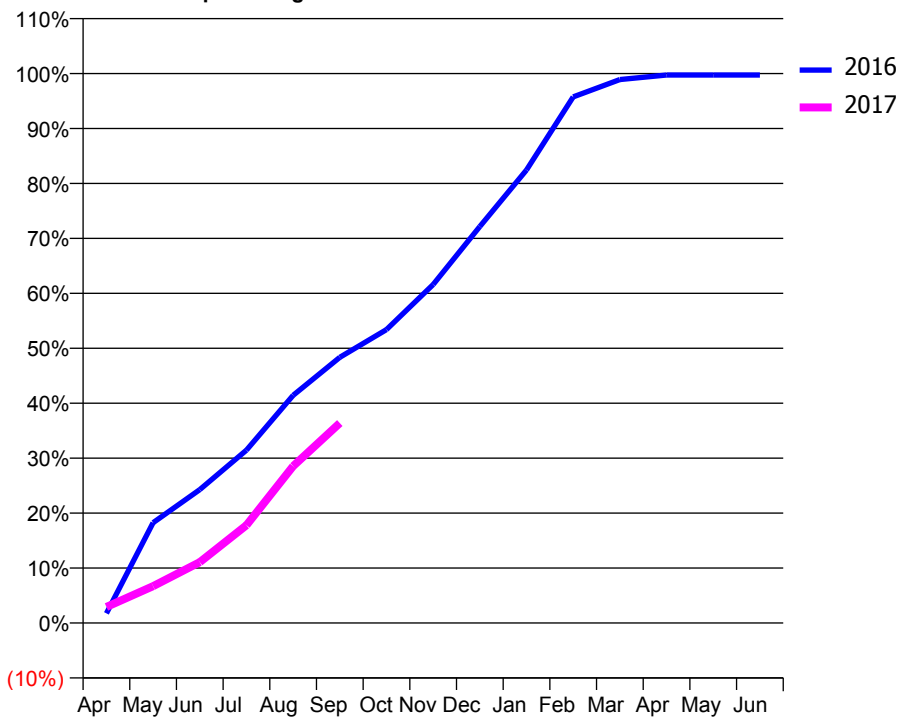
ACCESS*

Patients seen in 24 months	Total	Change since previous quarter
Quarter ending September 2015	1,915	
Quarter ending December 2015	2,075	↑
Quarter ending March 2016	1,868	↓
Quarter ending June 2016	1,473	↓
Quarter ending September 2016	1,709	↑
Variance since September 2015	(10.8%)	↓



ACTIVITY

Cumulative percentage of contracted UDA delivered 2016 & 2017



Month	Adjusted Scheduled Activity (UDA)	
	2016	2017
April	85	141
May	879	323
June	1,168	533
July	1,514	856
August	1,995	1,374
September	2,327	1,751
October	2,570	
November	2,965	
December	3,473	
January	3,968	
February	4,609	
March	4,760	
April	4,800	
May	4,800	
June	4,800	

QUALITY

	Quantity	Base Number	Contract	AT	Region	England
% of FP17s for the same patient ID Re-attending within 3 months - Children	12	305	3.9%	10.7%	12.0%	12.4%
% of FP17s for the same patient ID Re-attending within 3 months - Adults	30	570	5.3%	15.2%	15.9%	16.7%
% of FP17s for the same patient ID Re-attending between 3 & 9 months - Children	105	305	34.4%	55.3%	58.6%	57.4%
% of FP17s for the same patient ID Re-attending between 3 & 9 months - Adults	190	570	33.3%	48.8%	51.6%	50.5%
% of FP17s for Band 1 Urgent Courses	72	838	8.6%	8.4%	8.0%	9.1%
% of FP17s Relating to Free Repair or Replacements	1	838	0.1%	0.8%	0.8%	0.8%
% of FP17s Relating to Continuations	3	838	0.4%	1.1%	1.3%	1.3%
% of Patients satisfied with the dentistry they have received	6	6	N/A	93.9%	93.1%	93.2%
% of Patients satisfied with the time they had to wait for an appointment	5	6	N/A	90.7%	89.1%	89.0%

* This is based on patients treated on this contract for their most recent course of treatment. Figures in italics indicate the base number of FP17s or Patient Questionnaire responses are less than 100. N/A is shown where the base number of responses is less than 10 during the period. % is calculated as Quantity/Base number*100

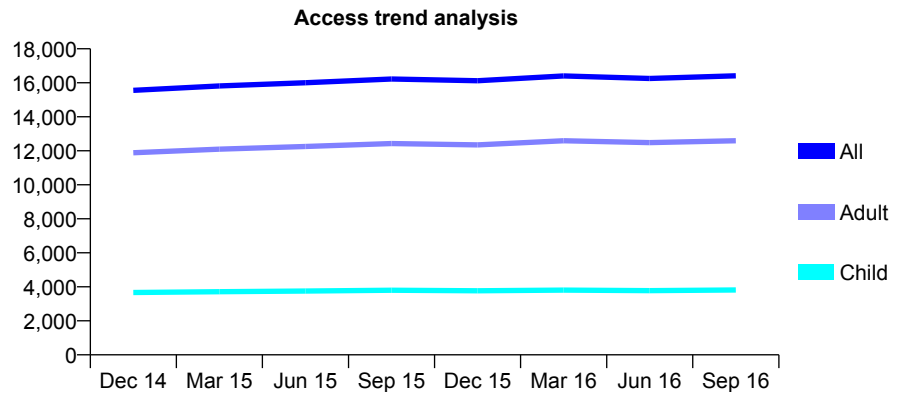
Q57 - Vital Signs At a Glance Contract Report for 145394/0001 - September 2016

Name or company name	Ongar Road Dental Practice
Contract type name	GDS Contract
Purpose of contract	General
Contract start date	01/04/2006
Contract end date	

16/17 Contracted general activity (UDA)	47,317
Carry forward general activity (UDA)	0
16/17 Contracted orthodontic activity (UOA)	0
Carry forward orthodontic activity (UOA)	0
Baseline contract value	£1,165,829.09

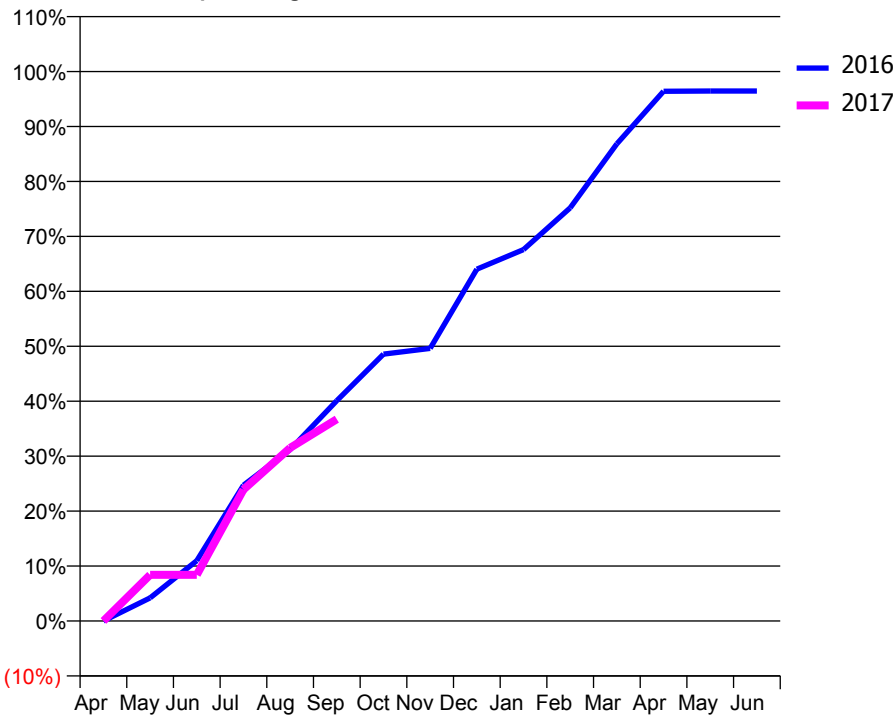
ACCESS*

Patients seen in 24 months	Total	Change since previous quarter
Quarter ending September 2015	16,225	
Quarter ending December 2015	16,118	→
Quarter ending March 2016	16,400	→
Quarter ending June 2016	16,257	→
Quarter ending September 2016	16,408	→
Variance since September 2015	1.1%	→



ACTIVITY

Cumulative percentage of contracted UDA delivered 2016 & 2017



Month	Adjusted Scheduled Activity (UDA)	
	2016	2017
April	0	0
May	1,988	3,980
June	5,195	3,980
July	11,699	11,318
August	14,758	14,911
September	18,969	17,382
October	22,982	
November	23,474	
December	30,296	
January	31,985	
February	35,573	
March	41,086	
April	45,613	
May	45,635	
June	45,635	

QUALITY

	Quantity	Base Number	Contract	AT	Region	England
% of FP17s for the same patient ID Re-attending within 3 months - Children	133	2,556	5.2%	10.7%	12.0%	12.4%
% of FP17s for the same patient ID Re-attending within 3 months - Adults	1,005	7,888	12.7%	15.2%	15.9%	16.7%
% of FP17s for the same patient ID Re-attending between 3 & 9 months - Children	1,408	2,556	55.1%	55.3%	58.6%	57.4%
% of FP17s for the same patient ID Re-attending between 3 & 9 months - Adults	3,997	7,888	50.7%	48.8%	51.6%	50.5%
% of FP17s for Band 1 Urgent Courses	646	8,772	7.4%	8.4%	8.0%	9.1%
% of FP17s Relating to Free Repair or Replacements	111	8,772	1.3%	0.8%	0.8%	0.8%
% of FP17s Relating to Continuations	76	8,772	0.9%	1.1%	1.3%	1.3%
% of Patients satisfied with the dentistry they have received	19	19	100.0%	93.9%	93.1%	93.2%
% of Patients satisfied with the time they had to wait for an appointment	19	19	100.0%	90.7%	89.1%	89.0%

* This is based on patients treated on this contract for their most recent course of treatment. Figures in italics indicate the base number of FP17s or Patient Questionnaire responses are less than 100. N/A is shown where the base number of responses is less than 10 during the period. % is calculated as Quantity/Base number*100

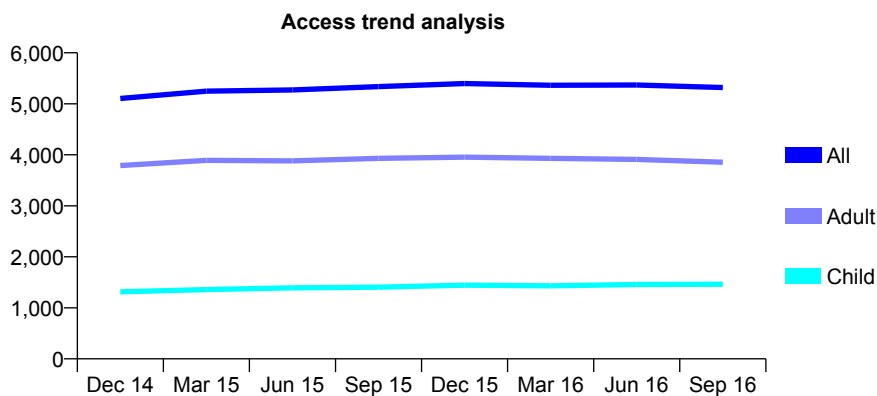
Q57 - Vital Signs At a Glance Contract Report for 145912/0001 - September 2016

Name or company name	E Harunani, M Kanani & M N Harunani
Contract type name	PDS Plus Contract
Purpose of contract	General
Contract start date	01/04/2012
Contract end date	31/07/2017

16/17 Contracted general activity (UDA)	15,247
Carry forward general activity (UDA)	0
16/17 Contracted orthodontic activity (UOA)	0
Carry forward orthodontic activity (UOA)	0
Baseline contract value	£191,650.65

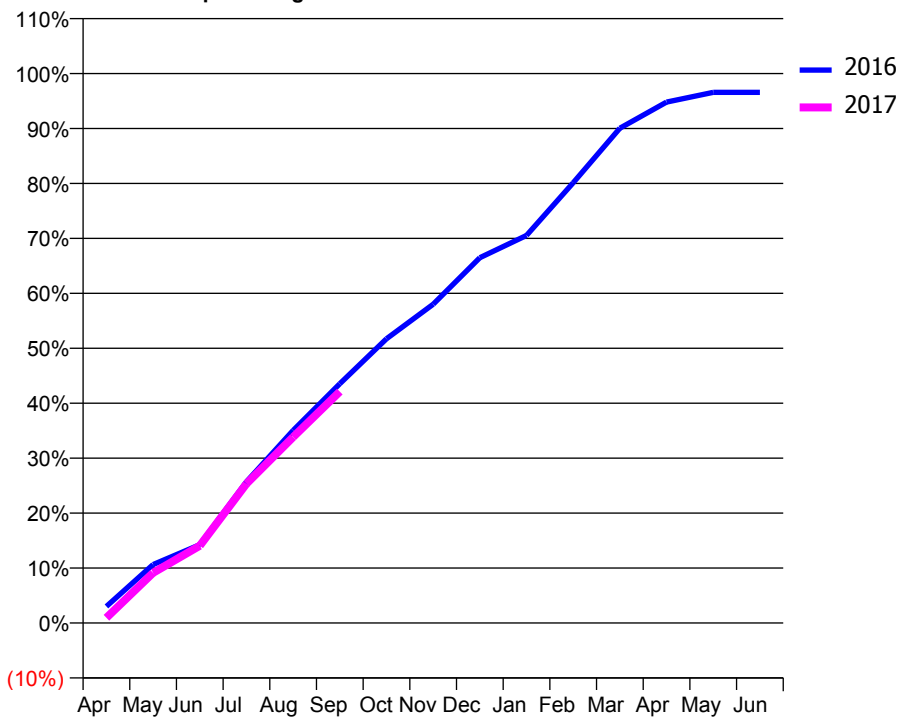
ACCESS*

Patients seen in 24 months	Total	Change since previous quarter
Quarter ending September 2015	5,336	
Quarter ending December 2015	5,398	→
Quarter ending March 2016	5,363	→
Quarter ending June 2016	5,368	→
Quarter ending September 2016	5,318	→
Variance since September 2015	(0.3%)	→



ACTIVITY

Cumulative percentage of contracted UDA delivered 2016 & 2017



Month	Adjusted Scheduled Activity (UDA)	
	2016	2017
April	462	144
May	1,622	1,391
June	2,174	2,146
July	3,920	3,865
August	5,344	5,158
September	6,639	6,422
October	7,887	
November	8,845	
December	10,135	
January	10,755	
February	12,215	
March	13,729	
April	14,454	
May	14,725	
June	14,725	

QUALITY

	Quantity	Base Number	Contract	AT	Region	England
% of FP17s for the same patient ID Re-attending within 3 months - Children	74	1,139	6.5%	10.7%	12.0%	12.4%
% of FP17s for the same patient ID Re-attending within 3 months - Adults	339	2,574	13.2%	15.2%	15.9%	16.7%
% of FP17s for the same patient ID Re-attending between 3 & 9 months - Children	658	1,139	57.8%	55.3%	58.6%	57.4%
% of FP17s for the same patient ID Re-attending between 3 & 9 months - Adults	1,454	2,574	56.5%	48.8%	51.6%	50.5%
% of FP17s for Band 1 Urgent Courses	345	3,312	10.4%	8.4%	8.0%	9.1%
% of FP17s Relating to Free Repair or Replacements	3	3,312	0.1%	0.8%	0.8%	0.8%
% of FP17s Relating to Continuations	11	3,312	0.3%	1.1%	1.3%	1.3%
% of Patients satisfied with the dentistry they have received	22	23	95.7%	93.9%	93.1%	93.2%
% of Patients satisfied with the time they had to wait for an appointment	22	23	95.7%	90.7%	89.1%	89.0%

* This is based on patients treated on this contract for their most recent course of treatment. Figures in italics indicate the base number of FP17s or Patient Questionnaire responses are less than 100. N/A is shown where the base number of responses is less than 10 during the period. % is calculated as Quantity/Base number*100

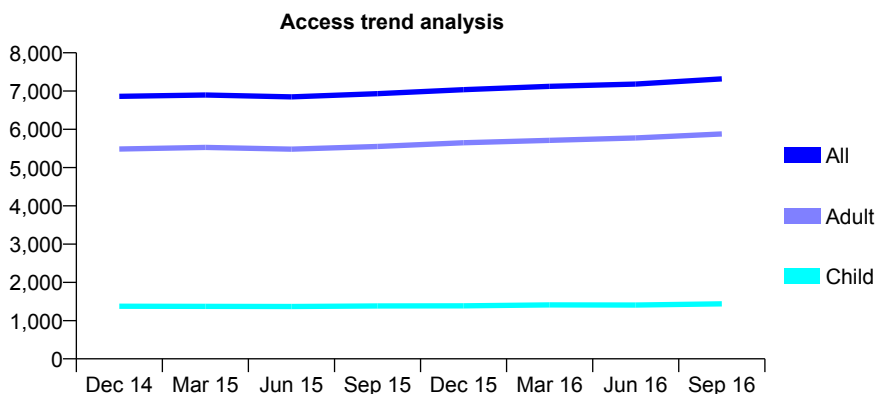
Q57 - Vital Signs At a Glance Contract Report for 146994/0001 - September 2016

Name or company name	Ms N Ahmed
Contract type name	GDS Contract
Purpose of contract	General
Contract start date	01/04/2011
Contract end date	

16/17 Contracted general activity (UDA)	24,528
Carry forward general activity (UDA)	0
16/17 Contracted orthodontic activity (UOA)	0
Carry forward orthodontic activity (UOA)	0
Baseline contract value	£522,641.10

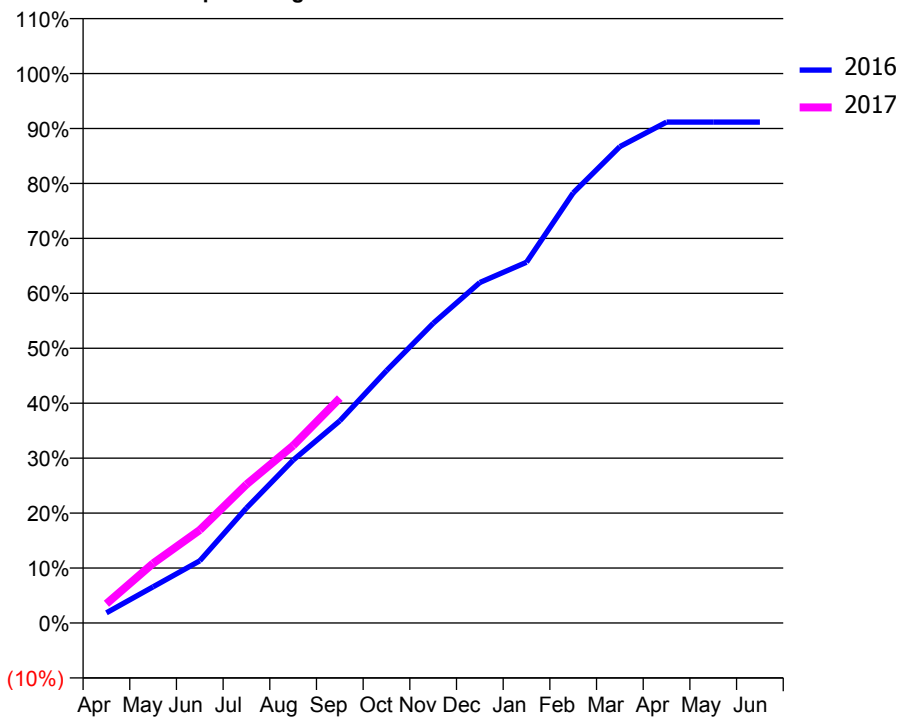
ACCESS*

Patients seen in 24 months	Total	Change since previous quarter
Quarter ending September 2015	6,932	
Quarter ending December 2015	7,036	→
Quarter ending March 2016	7,124	→
Quarter ending June 2016	7,184	→
Quarter ending September 2016	7,317	→
Variance since September 2015	5.6%	↑



ACTIVITY

Cumulative percentage of contracted UDA delivered 2016 & 2017



Month	Adjusted Scheduled Activity (UDA)	
	2016	2017
April	448	858
May	1,582	2,665
June	2,720	4,153
July	5,031	6,188
August	7,123	7,918
September	8,843	10,041
October	11,038	
November	13,107	
December	14,889	
January	15,773	
February	18,805	
March	20,831	
April	21,902	
May	21,902	
June	21,902	

QUALITY

	Quantity	Base Number	Contract	AT	Region	England
% of FP17s for the same patient ID Re-attending within 3 months - Children	79	1,204	6.6%	10.7%	12.0%	12.4%
% of FP17s for the same patient ID Re-attending within 3 months - Adults	738	4,793	15.4%	15.2%	15.9%	16.7%
% of FP17s for the same patient ID Re-attending between 3 & 9 months - Children	806	1,204	66.9%	55.3%	58.6%	57.4%
% of FP17s for the same patient ID Re-attending between 3 & 9 months - Adults	2,922	4,793	61.0%	48.8%	51.6%	50.5%
% of FP17s for Band 1 Urgent Courses	376	5,497	6.8%	8.4%	8.0%	9.1%
% of FP17s Relating to Free Repair or Replacements	59	5,497	1.1%	0.8%	0.8%	0.8%
% of FP17s Relating to Continuations	88	5,497	1.6%	1.1%	1.3%	1.3%
% of Patients satisfied with the dentistry they have received	7	7	N/A	93.9%	93.1%	93.2%
% of Patients satisfied with the time they had to wait for an appointment	7	7	N/A	90.7%	89.1%	89.0%

* This is based on patients treated on this contract for their most recent course of treatment. Figures in italics indicate the base number of FP17s or Patient Questionnaire responses are less than 100. N/A is shown where the base number of responses is less than 10 during the period. % is calculated as Quantity/Base number*100

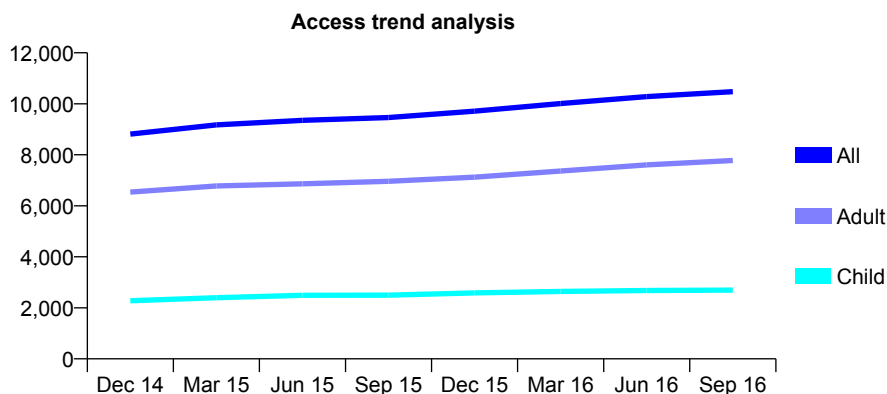
Q57 - Vital Signs At a Glance Contract Report for 147923/0001 - September 2016

Name or company name	Southend Dental Care
Contract type name	PDS Plus Contract
Purpose of contract	General
Contract start date	01/12/2011
Contract end date	31/03/2018

16/17 Contracted general activity (UDA)	28,000
Carry forward general activity (UDA)	0
16/17 Contracted orthodontic activity (UOA)	0
Carry forward orthodontic activity (UOA)	0
Baseline contract value	£634,534.20

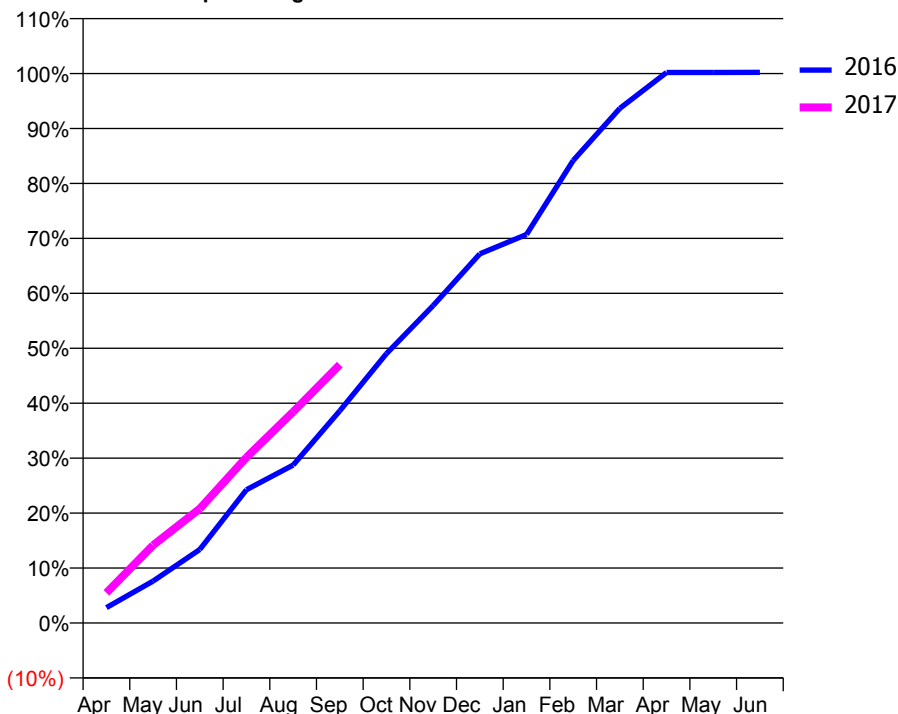
ACCESS*

Patients seen in 24 months	Total	Change since previous quarter
Quarter ending September 2015	9,460	
Quarter ending December 2015	9,711	↑
Quarter ending March 2016	10,010	↑
Quarter ending June 2016	10,283	↑
Quarter ending September 2016	10,478	→
Variance since September 2015	10.8%	↑



ACTIVITY

Cumulative percentage of contracted UDA delivered 2016 & 2017



Month	Adjusted Scheduled Activity (UDA)	
	2016	2017
April	786	1,539
May	2,137	3,962
June	3,746	5,826
July	6,791	8,439
August	8,049	10,758
September	10,816	13,162
October	13,729	
November	16,177	
December	18,810	
January	19,793	
February	23,570	
March	26,226	
April	28,051	
May	28,054	
June	28,060	

QUALITY

	Quantity	Base Number	Contract	AT	Region	England
% of FP17s for the same patient ID Re-attending within 3 months - Children	182	1,891	9.6%	10.7%	12.0%	12.4%
% of FP17s for the same patient ID Re-attending within 3 months - Adults	906	5,017	18.1%	15.2%	15.9%	16.7%
% of FP17s for the same patient ID Re-attending between 3 & 9 months - Children	962	1,891	50.9%	55.3%	58.6%	57.4%
% of FP17s for the same patient ID Re-attending between 3 & 9 months - Adults	2,089	5,017	41.6%	48.8%	51.6%	50.5%
% of FP17s for Band 1 Urgent Courses	901	6,028	14.9%	8.4%	8.0%	9.1%
% of FP17s Relating to Free Repair or Replacements	13	6,028	0.2%	0.8%	0.8%	0.8%
% of FP17s Relating to Continuations	16	6,028	0.3%	1.1%	1.3%	1.3%
% of Patients satisfied with the dentistry they have received	18	18	100.0%	93.9%	93.1%	93.2%
% of Patients satisfied with the time they had to wait for an appointment	15	18	83.3%	90.7%	89.1%	89.0%

* This is based on patients treated on this contract for their most recent course of treatment. Figures in italics indicate the base number of FP17s or Patient Questionnaire responses are less than 100. N/A is shown where the base number of responses is less than 10 during the period. % is calculated as Quantity/Base number*100

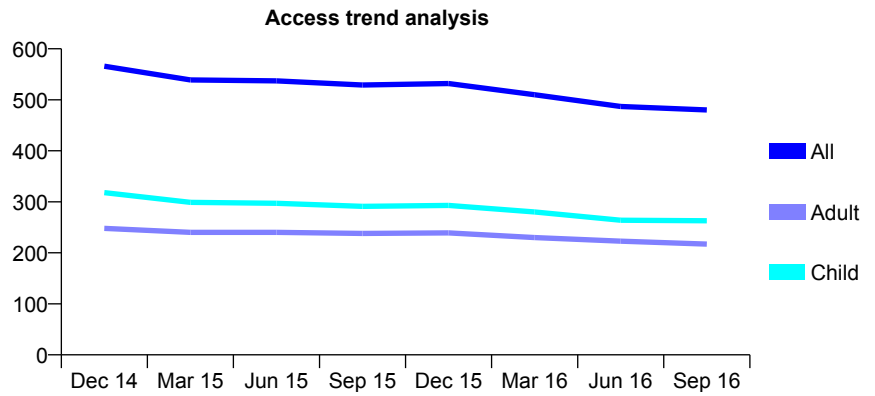
Q57 - Vital Signs At a Glance Contract Report for 150843/0001 - September 2016

Name or company name	MJ Dooley (Dental Surgeon) Ltd
Contract type name	GDS Contract
Purpose of contract	General
Contract start date	01/11/2010
Contract end date	

16/17 Contracted general activity (UDA)	1,100
Carry forward general activity (UDA)	0
16/17 Contracted orthodontic activity (UOA)	0
Carry forward orthodontic activity (UOA)	0
Baseline contract value	£24,144.47

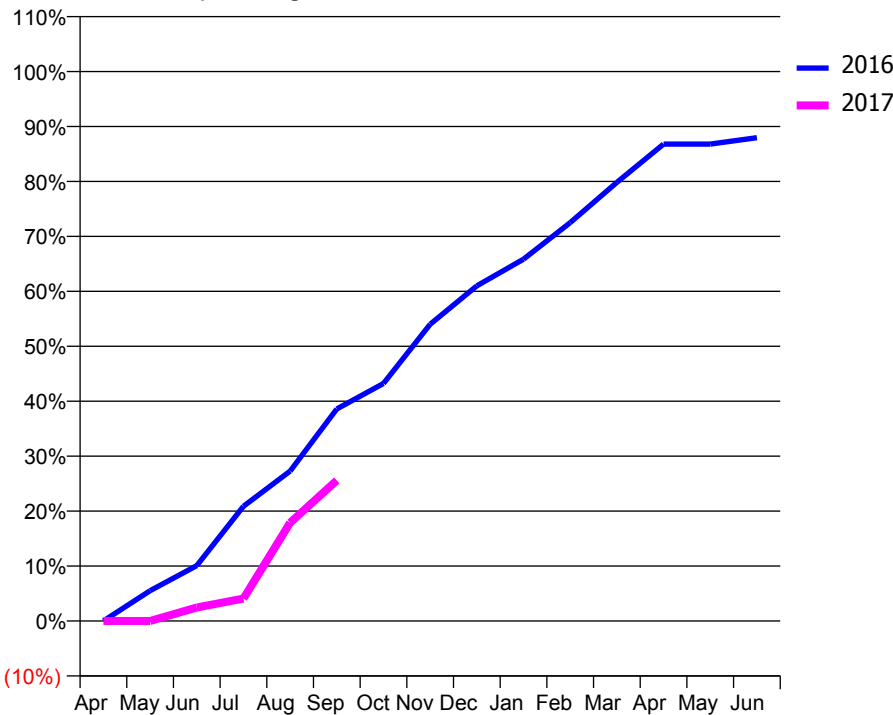
ACCESS*

Patients seen in 24 months	Total	Change since previous quarter
Quarter ending September 2015	529	
Quarter ending December 2015	532	→
Quarter ending March 2016	510	↓
Quarter ending June 2016	487	↓
Quarter ending September 2016	480	↓
Variance since September 2015	(9.3%)	↓



ACTIVITY

Cumulative percentage of contracted UDA delivered 2016 & 2017



Month	Adjusted Scheduled Activity (UDA)	
	2016	2017
April	0	0
May	61	0
June	111	27
July	230	45
August	300	197
September	425	281
October	476	
November	594	
December	671	
January	724	
February	798	
March	878	
April	955	
May	955	
June	968	

QUALITY

	Quantity	Base Number	Contract	AT	Region	England
% of FP17s for the same patient ID Re-attending within 3 months - Children	3	130	2.3%	10.7%	12.0%	12.4%
% of FP17s for the same patient ID Re-attending within 3 months - Adults	7	85	8.2%	15.2%	15.9%	16.7%
% of FP17s for the same patient ID Re-attending between 3 & 9 months - Children	70	130	53.8%	55.3%	58.6%	57.4%
% of FP17s for the same patient ID Re-attending between 3 & 9 months - Adults	43	85	50.6%	48.8%	51.6%	50.5%
% of FP17s for Band 1 Urgent Courses	12	167	7.2%	8.4%	8.0%	9.1%
% of FP17s Relating to Free Repair or Replacements	0	167	0.0%	0.8%	0.8%	0.8%
% of FP17s Relating to Continuations	0	167	0.0%	1.1%	1.3%	1.3%
% of Patients satisfied with the dentistry they have received	0	0	N/A	93.9%	93.1%	93.2%
% of Patients satisfied with the time they had to wait for an appointment	0	0	N/A	90.7%	89.1%	89.0%

* This is based on patients treated on this contract for their most recent course of treatment. Figures in italics indicate the base number of FP17s or Patient Questionnaire responses are less than 100. N/A is shown where the base number of responses is less than 10 during the period. % is calculated as Quantity/Base number*100

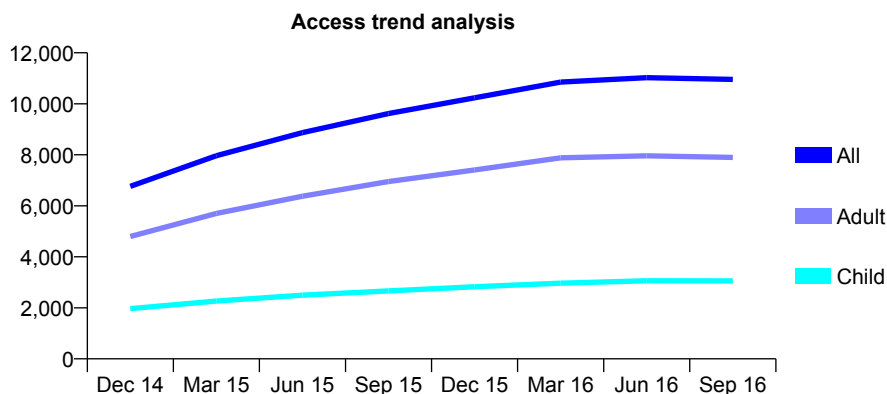
Q57 - Vital Signs At a Glance Contract Report for 155152/0001 - September 2016

Name or company name	Amar Dave and Rahul Patel & Basildon Dei
Contract type name	GDS Contract
Purpose of contract	General
Contract start date	01/04/2014
Contract end date	

16/17 Contracted general activity (UDA)	31,000
Carry forward general activity (UDA)	0
16/17 Contracted orthodontic activity (UOA)	0
Carry forward orthodontic activity (UOA)	0
Baseline contract value	£823,388.63

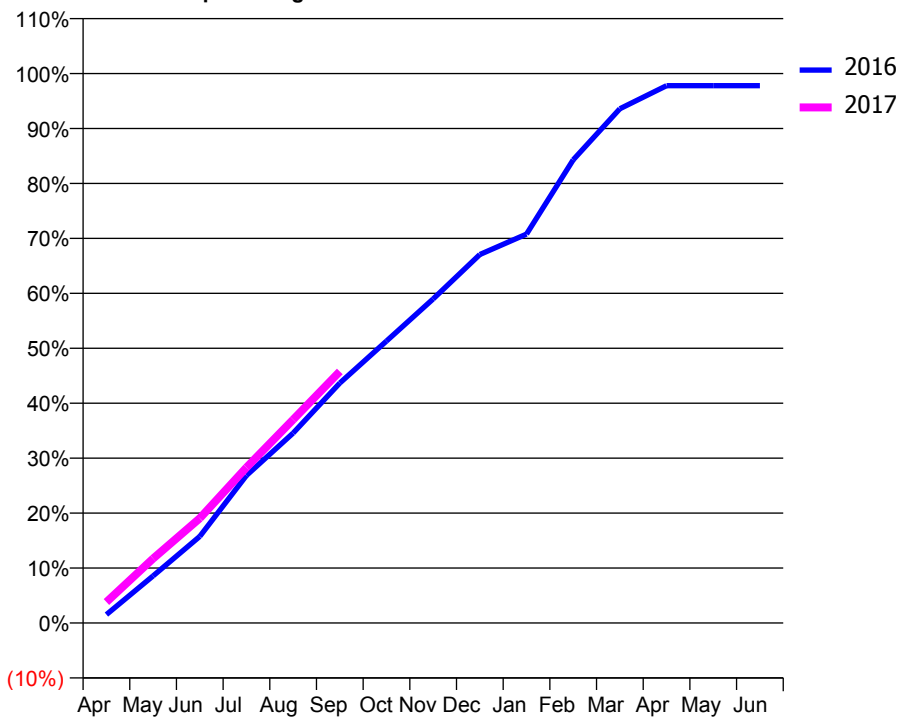
ACCESS*

Patients seen in 24 months	Total	Change since previous quarter
Quarter ending September 2015	9,619	
Quarter ending December 2015	10,236	↑
Quarter ending March 2016	10,853	↑
Quarter ending June 2016	11,024	→
Quarter ending September 2016	10,955	→
Variance since September 2015	13.9%	↑



ACTIVITY

Cumulative percentage of contracted UDA delivered 2016 & 2017



Month	Adjusted Scheduled Activity (UDA)	
	2016	2017
April	475	1,188
May	2,660	3,639
June	4,887	5,906
July	8,327	8,776
August	10,715	11,476
September	13,536	14,189
October	15,908	
November	18,287	
December	20,788	
January	21,943	
February	26,133	
March	29,012	
April	30,309	
May	30,312	
June	30,311	

QUALITY

	Quantity	Base Number	Contract	AT	Region	England
% of FP17s for the same patient ID Re-attending within 3 months - Children	117	2,115	5.5%	10.7%	12.0%	12.4%
% of FP17s for the same patient ID Re-attending within 3 months - Adults	652	4,957	13.2%	15.2%	15.9%	16.7%
% of FP17s for the same patient ID Re-attending between 3 & 9 months - Children	1,251	2,115	59.1%	55.3%	58.6%	57.4%
% of FP17s for the same patient ID Re-attending between 3 & 9 months - Adults	2,375	4,957	47.9%	48.8%	51.6%	50.5%
% of FP17s for Band 1 Urgent Courses	520	6,552	7.9%	8.4%	8.0%	9.1%
% of FP17s Relating to Free Repair or Replacements	25	6,552	0.4%	0.8%	0.8%	0.8%
% of FP17s Relating to Continuations	132	6,552	2.0%	1.1%	1.3%	1.3%
% of Patients satisfied with the dentistry they have received	11	12	91.7%	93.9%	93.1%	93.2%
% of Patients satisfied with the time they had to wait for an appointment	11	12	91.7%	90.7%	89.1%	89.0%

* This is based on patients treated on this contract for their most recent course of treatment. Figures in italics indicate the base number of FP17s or Patient Questionnaire responses are less than 100. N/A is shown where the base number of responses is less than 10 during the period. % is calculated as Quantity/Base number*100

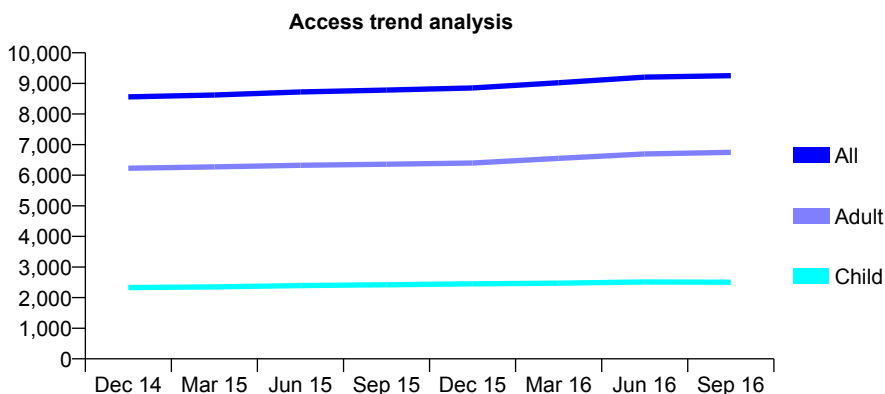
Q57 - Vital Signs At a Glance Contract Report for 157155/0002 - September 2016

Name or company name	Inspire Dental Eastwood Ltd
Contract type name	GDS Contract
Purpose of contract	General
Contract start date	01/09/2007
Contract end date	

16/17 Contracted general activity (UDA)	32,838
Carry forward general activity (UDA)	0
16/17 Contracted orthodontic activity (UOA)	0
Carry forward orthodontic activity (UOA)	0
Baseline contract value	£913,709.77

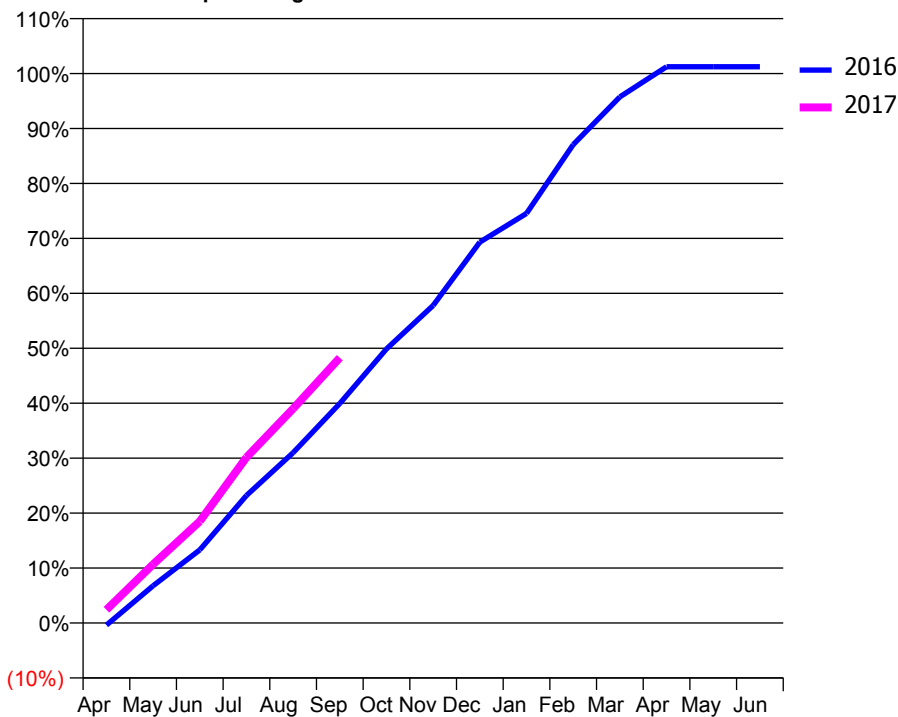
ACCESS*

Patients seen in 24 months	Total	Change since previous quarter
Quarter ending September 2015	8,781	
Quarter ending December 2015	8,852	→
Quarter ending March 2016	9,023	→
Quarter ending June 2016	9,206	↑
Quarter ending September 2016	9,251	→
Variance since September 2015	5.4%	↑



ACTIVITY

Cumulative percentage of contracted UDA delivered 2016 & 2017



Month	Adjusted Scheduled Activity (UDA)	
	2016	2017
April	-133	792
May	2,224	3,509
June	4,374	6,075
July	7,622	9,904
August	10,184	12,811
September	13,119	15,851
October	16,381	
November	18,977	
December	22,759	
January	24,478	
February	28,587	
March	31,440	
April	33,244	
May	33,242	
June	33,242	

QUALITY

	Quantity	Base Number	Contract	AT	Region	England
% of FP17s for the same patient ID Re-attending within 3 months - Children	125	1,838	6.8%	10.7%	12.0%	12.4%
% of FP17s for the same patient ID Re-attending within 3 months - Adults	455	4,311	10.6%	15.2%	15.9%	16.7%
% of FP17s for the same patient ID Re-attending between 3 & 9 months - Children	1,091	1,838	59.4%	55.3%	58.6%	57.4%
% of FP17s for the same patient ID Re-attending between 3 & 9 months - Adults	2,265	4,311	52.5%	48.8%	51.6%	50.5%
% of FP17s for Band 1 Urgent Courses	192	5,586	3.4%	8.4%	8.0%	9.1%
% of FP17s Relating to Free Repair or Replacements	32	5,586	0.6%	0.8%	0.8%	0.8%
% of FP17s Relating to Continuations	32	5,586	0.6%	1.1%	1.3%	1.3%
% of Patients satisfied with the dentistry they have received	12	13	92.3%	93.9%	93.1%	93.2%
% of Patients satisfied with the time they had to wait for an appointment	12	13	92.3%	90.7%	89.1%	89.0%

* This is based on patients treated on this contract for their most recent course of treatment. Figures in italics indicate the base number of FP17s or Patient Questionnaire responses are less than 100. N/A is shown where the base number of responses is less than 10 during the period. % is calculated as Quantity/Base number*100

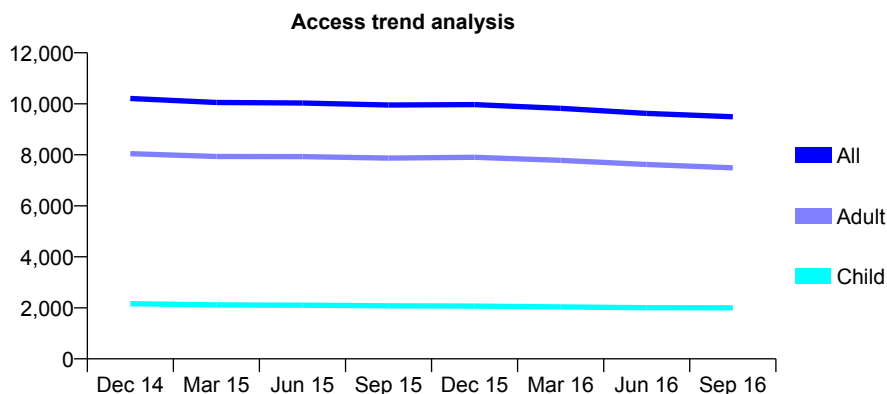
Q57 - Vital Signs At a Glance Contract Report for 157376/0001 - September 2016

Name or company name	Mr R Patel and Associates
Contract type name	GDS Contract
Purpose of contract	General
Contract start date	01/09/2011
Contract end date	

16/17 Contracted general activity (UDA)	27,231
Carry forward general activity (UDA)	-545
16/17 Contracted orthodontic activity (UOA)	0
Carry forward orthodontic activity (UOA)	0
Baseline contract value	£845,014.85

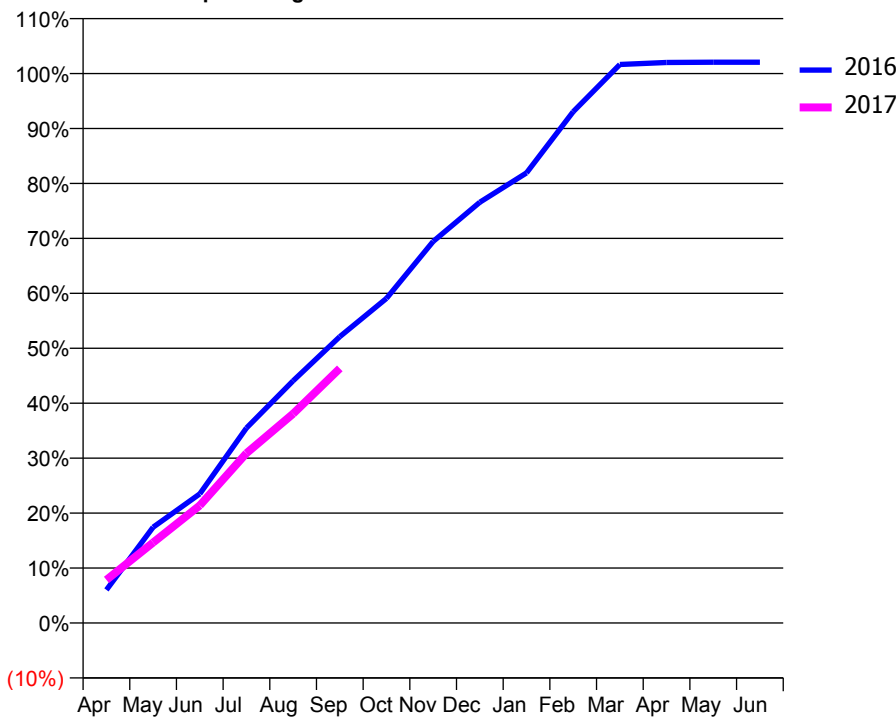
ACCESS*

Patients seen in 24 months	Total	Change since previous quarter
Quarter ending September 2015	9,951	
Quarter ending December 2015	9,969	→
Quarter ending March 2016	9,820	↓
Quarter ending June 2016	9,626	↓
Quarter ending September 2016	9,491	↓
Variance since September 2015	(4.6%)	↓



ACTIVITY

Cumulative percentage of contracted UDA delivered 2016 & 2017



Month	Adjusted Scheduled Activity (UDA)	
	2016	2017
April	1,639	2,140
May	4,749	3,986
June	6,403	5,826
July	9,664	8,416
August	12,001	10,374
September	14,190	12,620
October	16,089	
November	18,909	
December	20,851	
January	22,303	
February	25,339	
March	27,679	
April	27,775	
May	27,787	
June	27,791	

QUALITY

	Quantity	Base Number	Contract	AT	Region	England
% of FP17s for the same patient ID Re-attending within 3 months - Children	94	1,522	6.2%	10.7%	12.0%	12.4%
% of FP17s for the same patient ID Re-attending within 3 months - Adults	635	5,265	12.1%	15.2%	15.9%	16.7%
% of FP17s for the same patient ID Re-attending between 3 & 9 months - Children	1,013	1,522	66.6%	55.3%	58.6%	57.4%
% of FP17s for the same patient ID Re-attending between 3 & 9 months - Adults	3,518	5,265	66.8%	48.8%	51.6%	50.5%
% of FP17s for Band 1 Urgent Courses	510	6,720	7.6%	8.4%	8.0%	9.1%
% of FP17s Relating to Free Repair or Replacements	25	6,720	0.4%	0.8%	0.8%	0.8%
% of FP17s Relating to Continuations	57	6,720	0.8%	1.1%	1.3%	1.3%
% of Patients satisfied with the dentistry they have received	16	16	100.0%	93.9%	93.1%	93.2%
% of Patients satisfied with the time they had to wait for an appointment	13	16	81.3%	90.7%	89.1%	89.0%

* This is based on patients treated on this contract for their most recent course of treatment. Figures in italics indicate the base number of FP17s or Patient Questionnaire responses are less than 100. N/A is shown where the base number of responses is less than 10 during the period. % is calculated as Quantity/Base number*100

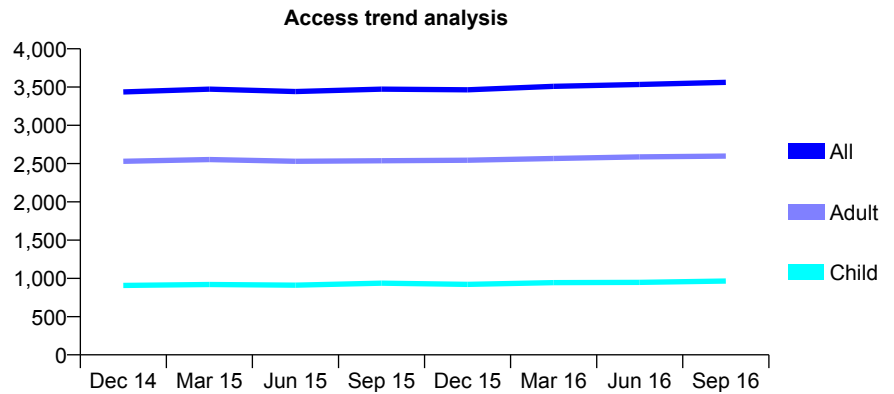
Q57 - Vital Signs At a Glance Contract Report for 157910/0001 - September 2016

Name or company name	Datta and Najefi
Contract type name	GDS Contract
Purpose of contract	General
Contract start date	01/04/2006
Contract end date	

16/17 Contracted general activity (UDA)	9,642
Carry forward general activity (UDA)	0
16/17 Contracted orthodontic activity (UOA)	0
Carry forward orthodontic activity (UOA)	0
Baseline contract value	£237,351.53

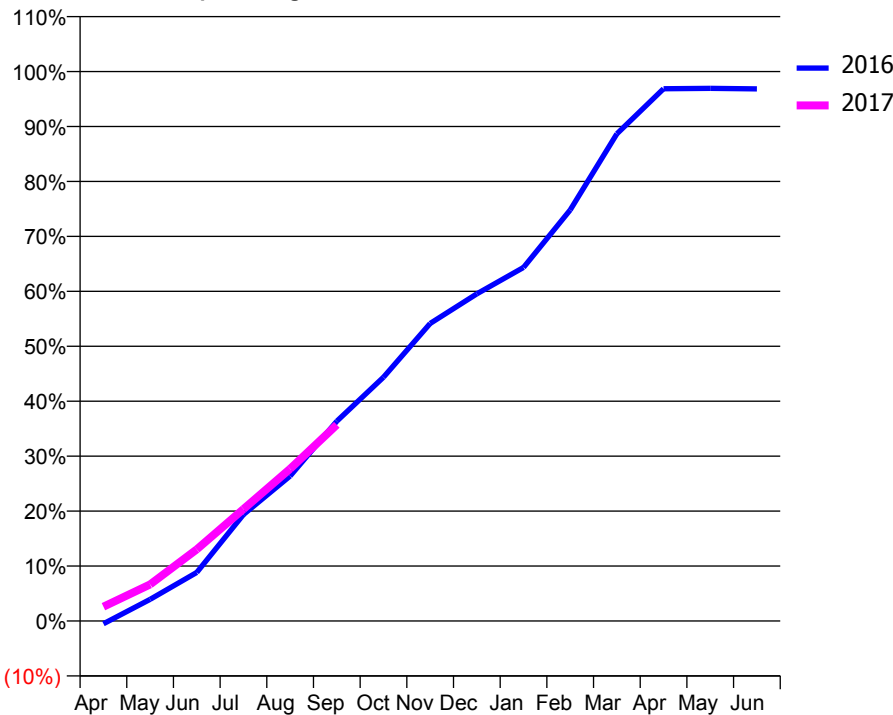
ACCESS*

Patients seen in 24 months	Total	Change since previous quarter
Quarter ending September 2015	3,473	
Quarter ending December 2015	3,464	→
Quarter ending March 2016	3,510	→
Quarter ending June 2016	3,534	→
Quarter ending September 2016	3,562	→
Variance since September 2015	2.6%	↑



ACTIVITY

Cumulative percentage of contracted UDA delivered 2016 & 2017



Month	Adjusted Scheduled Activity (UDA)	
	2016	2017
April	-50	251
May	379	641
June	852	1,258
July	1,868	1,964
August	2,544	2,670
September	3,505	3,443
October	4,277	
November	5,222	
December	5,740	
January	6,205	
February	7,211	
March	8,548	
April	9,340	
May	9,346	
June	9,337	

QUALITY

	Quantity	Base Number	Contract	AT	Region	England
% of FP17s for the same patient ID Re-attending within 3 months - Children	30	490	6.1%	10.7%	12.0%	12.4%
% of FP17s for the same patient ID Re-attending within 3 months - Adults	245	1,351	18.1%	15.2%	15.9%	16.7%
% of FP17s for the same patient ID Re-attending between 3 & 9 months - Children	153	490	31.2%	55.3%	58.6%	57.4%
% of FP17s for the same patient ID Re-attending between 3 & 9 months - Adults	449	1,351	33.2%	48.8%	51.6%	50.5%
% of FP17s for Band 1 Urgent Courses	268	1,530	17.5%	8.4%	8.0%	9.1%
% of FP17s Relating to Free Repair or Replacements	41	1,530	2.7%	0.8%	0.8%	0.8%
% of FP17s Relating to Continuations	15	1,530	1.0%	1.1%	1.3%	1.3%
% of Patients satisfied with the dentistry they have received	4	4	N/A	93.9%	93.1%	93.2%
% of Patients satisfied with the time they had to wait for an appointment	4	4	N/A	90.7%	89.1%	89.0%

* This is based on patients treated on this contract for their most recent course of treatment. Figures in italics indicate the base number of FP17s or Patient Questionnaire responses are less than 100. N/A is shown where the base number of responses is less than 10 during the period. % is calculated as Quantity/Base number*100

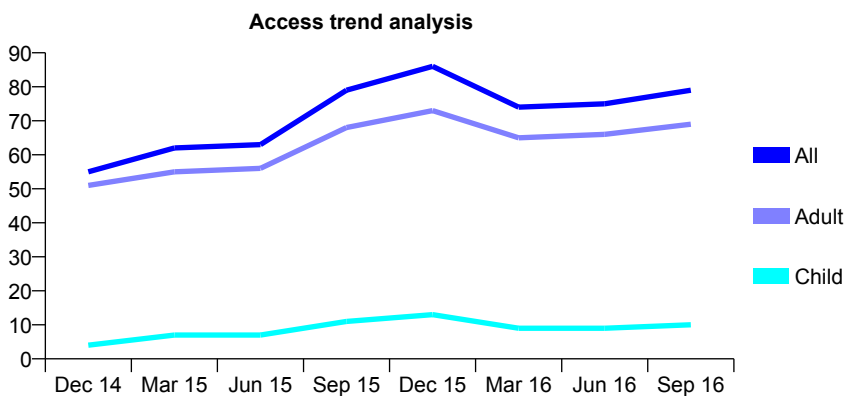
Q57 - Vital Signs At a Glance Contract Report for 158143/0001 - September 2016

Name or company name	Hatfield Peverel Dental Surgery
Contract type name	PDS Contract
Purpose of contract	General
Contract start date	01/04/2012
Contract end date	31/03/2017

16/17 Contracted general activity (UDA)	182
Carry forward general activity (UDA)	0
16/17 Contracted orthodontic activity (UOA)	0
Carry forward orthodontic activity (UOA)	0
Baseline contract value	£8,622.94

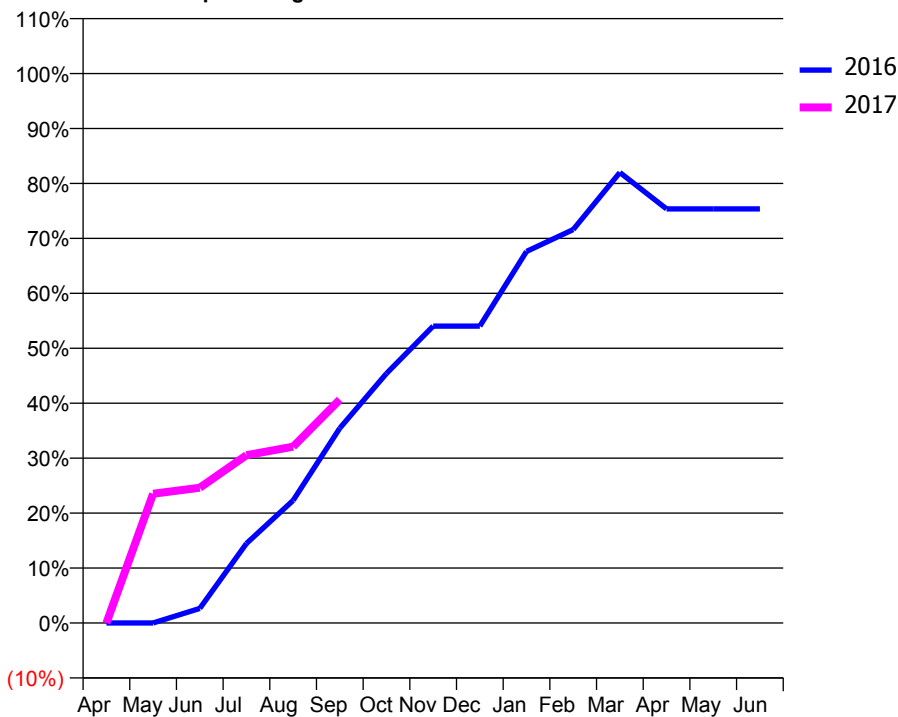
ACCESS*

Patients seen in 24 months	Total	Change since previous quarter
Quarter ending September 2015	79	
Quarter ending December 2015	86	↑
Quarter ending March 2016	74	↓
Quarter ending June 2016	75	→
Quarter ending September 2016	79	↑
Variance since September 2015	0.0%	→



ACTIVITY

Cumulative percentage of contracted UDA delivered 2016 & 2017



Adjusted Scheduled Activity (UDA)

Month	2016	2017
April	0	0
May	0	43
June	5	45
July	26	56
August	40	58
September	64	74
October	82	
November	98	
December	98	
January	122	
February	130	
March	148	
April	136	
May	136	
June	136	

QUALITY

	Quantity	Base Number	Contract	AT	Region	England
% of FP17s for the same patient ID Re-attending within 3 months - Children	0	9	0.0%	10.7%	12.0%	12.4%
% of FP17s for the same patient ID Re-attending within 3 months - Adults	0	53	0.0%	15.2%	15.9%	16.7%
% of FP17s for the same patient ID Re-attending between 3 & 9 months - Children	0	9	0.0%	55.3%	58.6%	57.4%
% of FP17s for the same patient ID Re-attending between 3 & 9 months - Adults	0	53	0.0%	48.8%	51.6%	50.5%
% of FP17s for Band 1 Urgent Courses	55	63	87.3%	8.4%	8.0%	9.1%
% of FP17s Relating to Free Repair or Replacements	0	63	0.0%	0.8%	0.8%	0.8%
% of FP17s Relating to Continuations	0	63	0.0%	1.1%	1.3%	1.3%
% of Patients satisfied with the dentistry they have received	0	0	N/A	93.9%	93.1%	93.2%
% of Patients satisfied with the time they had to wait for an appointment	0	0	N/A	90.7%	89.1%	89.0%

* This is based on patients treated on this contract for their most recent course of treatment. Figures in italics indicate the base number of FP17s or Patient Questionnaire responses are less than 100. N/A is shown where the base number of responses is less than 10 during the period. % is calculated as Quantity/Base number*100

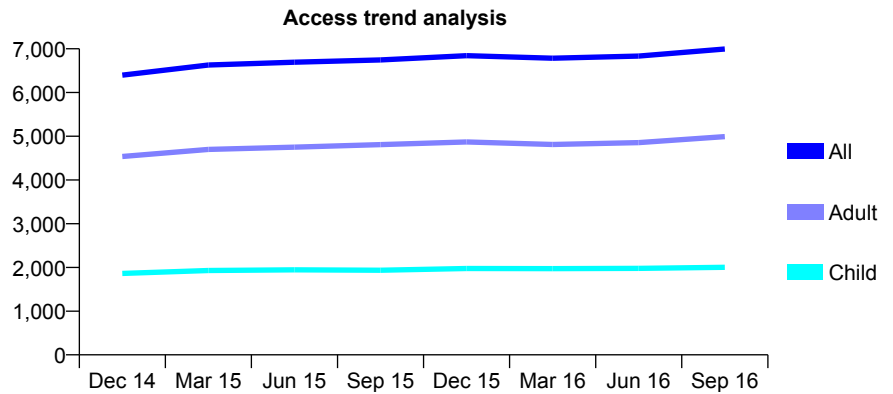
Q57 - Vital Signs At a Glance Contract Report for 158283/0002 - September 2016

Name or company name	Inspire Dental Eastwood Ltd
Contract type name	GDS Contract
Purpose of contract	General
Contract start date	01/09/2007
Contract end date	

16/17 Contracted general activity (UDA)	21,000
Carry forward general activity (UDA)	0
16/17 Contracted orthodontic activity (UOA)	0
Carry forward orthodontic activity (UOA)	0
Baseline contract value	£562,323.99

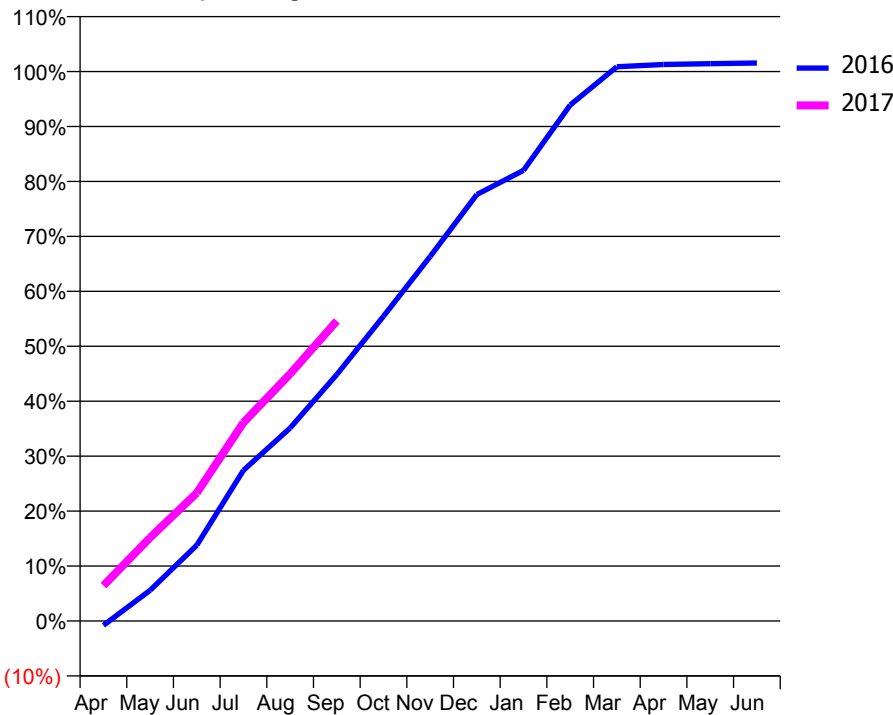
ACCESS*

Patients seen in 24 months	Total	Change since previous quarter
Quarter ending September 2015	6,745	
Quarter ending December 2015	6,843	→
Quarter ending March 2016	6,784	→
Quarter ending June 2016	6,834	→
Quarter ending September 2016	6,994	↑
Variance since September 2015	3.7%	↑



ACTIVITY

Cumulative percentage of contracted UDA delivered 2016 & 2017



Month	Adjusted Scheduled Activity (UDA)	
	2016	2017
April	-169	1,353
May	1,174	3,189
June	2,897	4,893
July	5,762	7,587
August	7,374	9,444
September	9,420	11,467
October	11,648	
November	13,929	
December	16,301	
January	17,223	
February	19,718	
March	21,181	
April	21,266	
May	21,300	
June	21,323	

QUALITY

	Quantity	Base Number	Contract	AT	Region	England
% of FP17s for the same patient ID Re-attending within 3 months - Children	71	1,484	4.8%	10.7%	12.0%	12.4%
% of FP17s for the same patient ID Re-attending within 3 months - Adults	251	3,154	8.0%	15.2%	15.9%	16.7%
% of FP17s for the same patient ID Re-attending between 3 & 9 months - Children	868	1,484	58.5%	55.3%	58.6%	57.4%
% of FP17s for the same patient ID Re-attending between 3 & 9 months - Adults	1,715	3,154	54.4%	48.8%	51.6%	50.5%
% of FP17s for Band 1 Urgent Courses	234	4,582	5.1%	8.4%	8.0%	9.1%
% of FP17s Relating to Free Repair or Replacements	52	4,582	1.1%	0.8%	0.8%	0.8%
% of FP17s Relating to Continuations	9	4,582	0.2%	1.1%	1.3%	1.3%
% of Patients satisfied with the dentistry they have received	5	6	N/A	93.9%	93.1%	93.2%
% of Patients satisfied with the time they had to wait for an appointment	6	6	N/A	90.7%	89.1%	89.0%

* This is based on patients treated on this contract for their most recent course of treatment. Figures in italics indicate the base number of FP17s or Patient Questionnaire responses are less than 100. N/A is shown where the base number of responses is less than 10 during the period. % is calculated as Quantity/Base number*100

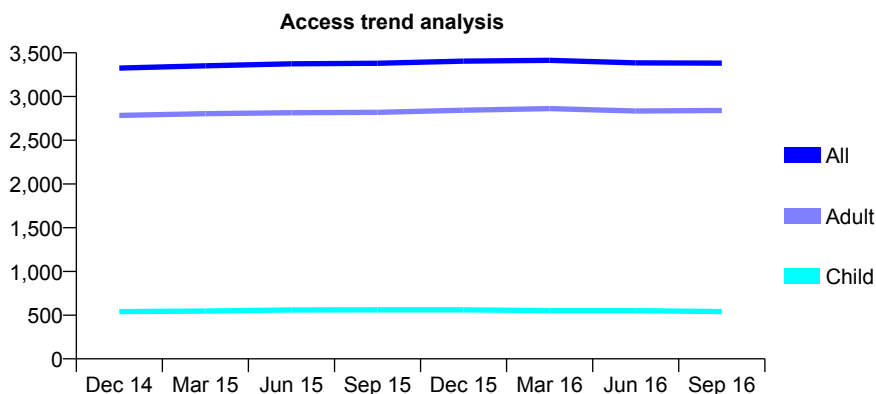
Q57 - Vital Signs At a Glance Contract Report for 158321/0001 - September 2016

Name or company name	Carmelite Dental Practice
Contract type name	GDS Contract
Purpose of contract	General
Contract start date	01/04/2006
Contract end date	

16/17 Contracted general activity (UDA)	10,298
Carry forward general activity (UDA)	-188
16/17 Contracted orthodontic activity (UOA)	0
Carry forward orthodontic activity (UOA)	0
Baseline contract value	£249,910.58

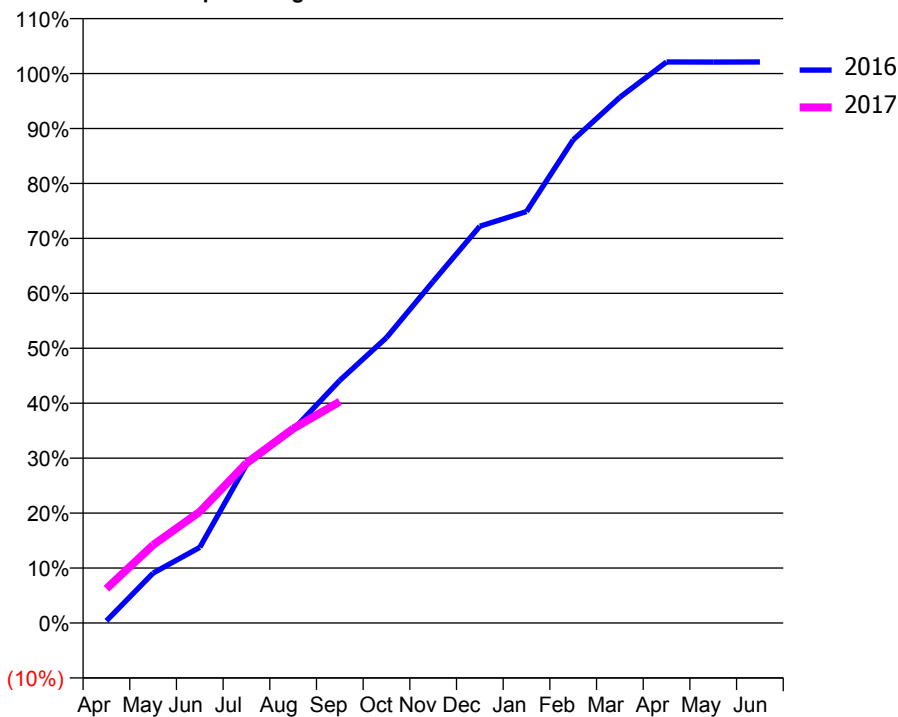
ACCESS*

Patients seen in 24 months	Total	Change since previous quarter
Quarter ending September 2015	3,380	
Quarter ending December 2015	3,404	→
Quarter ending March 2016	3,414	→
Quarter ending June 2016	3,385	→
Quarter ending September 2016	3,382	→
Variance since September 2015	0.1%	→



ACTIVITY

Cumulative percentage of contracted UDA delivered 2016 & 2017



Month	Adjusted Scheduled Activity (UDA)	
	2016	2017
April	38	644
May	854	1,463
June	1,294	2,085
July	2,708	2,997
August	3,305	3,643
September	4,149	4,150
October	4,882	
November	5,842	
December	6,787	
January	7,038	
February	8,264	
March	8,990	
April	9,596	
May	9,594	
June	9,595	

QUALITY

	Quantity	Base Number	Contract	AT	Region	England
% of FP17s for the same patient ID Re-attending within 3 months - Children	13	436	3.0%	10.7%	12.0%	12.4%
% of FP17s for the same patient ID Re-attending within 3 months - Adults	216	2,117	10.2%	15.2%	15.9%	16.7%
% of FP17s for the same patient ID Re-attending between 3 & 9 months - Children	281	436	64.4%	55.3%	58.6%	57.4%
% of FP17s for the same patient ID Re-attending between 3 & 9 months - Adults	1,503	2,117	71.0%	48.8%	51.6%	50.5%
% of FP17s for Band 1 Urgent Courses	114	2,237	5.1%	8.4%	8.0%	9.1%
% of FP17s Relating to Free Repair or Replacements	2	2,237	0.1%	0.8%	0.8%	0.8%
% of FP17s Relating to Continuations	6	2,237	0.3%	1.1%	1.3%	1.3%
% of Patients satisfied with the dentistry they have received	4	4	N/A	93.9%	93.1%	93.2%
% of Patients satisfied with the time they had to wait for an appointment	3	4	N/A	90.7%	89.1%	89.0%

* This is based on patients treated on this contract for their most recent course of treatment. Figures in italics indicate the base number of FP17s or Patient Questionnaire responses are less than 100. N/A is shown where the base number of responses is less than 10 during the period. % is calculated as Quantity/Base number*100

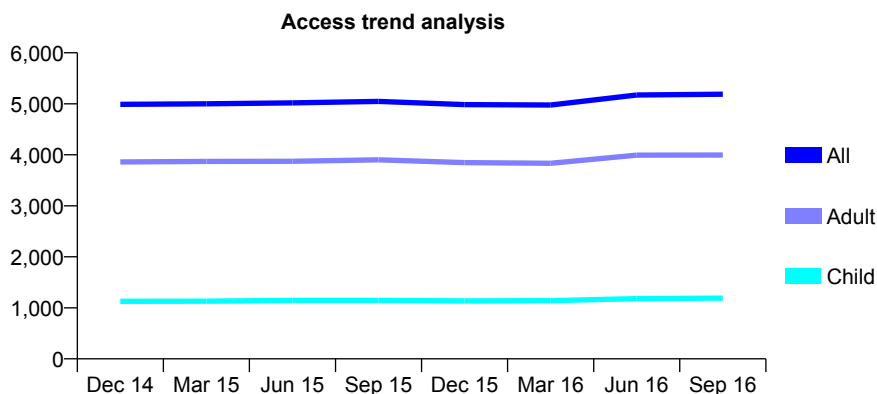
Q57 - Vital Signs At a Glance Contract Report for 159190/0001 - September 2016

Name or company name	Pitsea Dental Care Limited
Contract type name	GDS Contract
Purpose of contract	General
Contract start date	01/12/2007
Contract end date	

16/17 Contracted general activity (UDA)	15,974
Carry forward general activity (UDA)	0
16/17 Contracted orthodontic activity (UOA)	0
Carry forward orthodontic activity (UOA)	0
Baseline contract value	£434,980.50

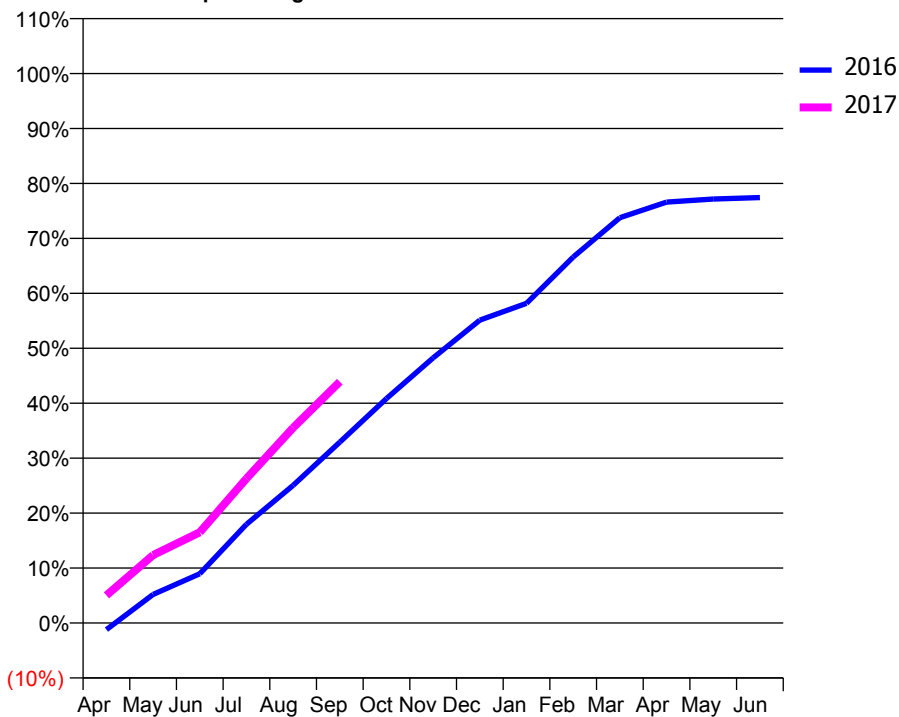
ACCESS*

Patients seen in 24 months	Total	Change since previous quarter
Quarter ending September 2015	5,047	
Quarter ending December 2015	4,984	↓
Quarter ending March 2016	4,976	→
Quarter ending June 2016	5,173	↑
Quarter ending September 2016	5,187	→
Variance since September 2015	2.8%	↑



ACTIVITY

Cumulative percentage of contracted UDA delivered 2016 & 2017



Month	Adjusted Scheduled Activity (UDA)	
	2016	2017
April	-194	803
May	831	1,976
June	1,434	2,636
July	2,869	4,199
August	4,001	5,678
September	5,257	7,015
October	6,527	
November	7,709	
December	8,803	
January	9,293	
February	10,639	
March	11,783	
April	12,237	
May	12,326	
June	12,367	

QUALITY

	Quantity	Base Number	Contract	AT	Region	England
% of FP17s for the same patient ID Re-attending within 3 months - Children	34	604	5.6%	10.7%	12.0%	12.4%
% of FP17s for the same patient ID Re-attending within 3 months - Adults	394	2,313	17.0%	15.2%	15.9%	16.7%
% of FP17s for the same patient ID Re-attending between 3 & 9 months - Children	128	604	21.2%	55.3%	58.6%	57.4%
% of FP17s for the same patient ID Re-attending between 3 & 9 months - Adults	641	2,313	27.7%	48.8%	51.6%	50.5%
% of FP17s for Band 1 Urgent Courses	378	2,691	14.0%	8.4%	8.0%	9.1%
% of FP17s Relating to Free Repair or Replacements	61	2,691	2.3%	0.8%	0.8%	0.8%
% of FP17s Relating to Continuations	13	2,691	0.5%	1.1%	1.3%	1.3%
% of Patients satisfied with the dentistry they have received	6	7	N/A	93.9%	93.1%	93.2%
% of Patients satisfied with the time they had to wait for an appointment	6	7	N/A	90.7%	89.1%	89.0%

* This is based on patients treated on this contract for their most recent course of treatment. Figures in italics indicate the base number of FP17s or Patient Questionnaire responses are less than 100. N/A is shown where the base number of responses is less than 10 during the period. % is calculated as Quantity/Base number*100

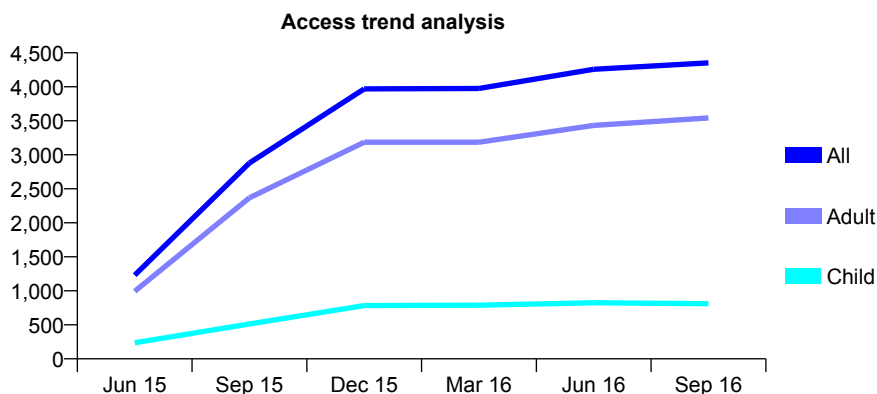
Q57 - Vital Signs At a Glance Contract Report for 160024/0001 - September 2016

Name or company name	Burnham Dental Practice
Contract type name	GDS Contract
Purpose of contract	General
Contract start date	01/04/2015
Contract end date	

16/17 Contracted general activity (UDA)	14,071
Carry forward general activity (UDA)	-275
16/17 Contracted orthodontic activity (UOA)	0
Carry forward orthodontic activity (UOA)	0
Baseline contract value	£422,621.74

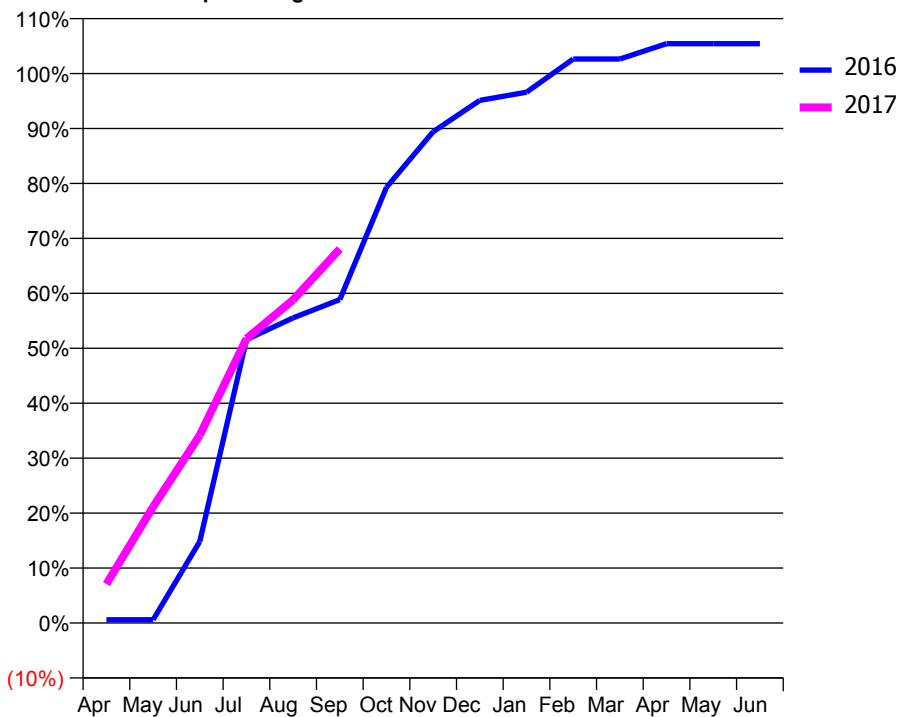
ACCESS*

Patients seen in 24 months	Total	Change since previous quarter
Quarter ending September 2015	2,880	
Quarter ending December 2015	3,969	↑
Quarter ending March 2016	3,975	→
Quarter ending June 2016	4,257	↑
Quarter ending September 2016	4,352	↑
Variance since September 2015	51.1%	↑



ACTIVITY

Cumulative percentage of contracted UDA delivered 2016 & 2017



Month	Adjusted Scheduled Activity (UDA)	
	2016	2017
April	80	999
May	80	2,974
June	2,037	4,808
July	7,085	7,280
August	7,629	8,275
September	8,087	9,581
October	10,894	
November	12,281	
December	13,065	
January	13,270	
February	14,100	
March	14,100	
April	14,483	
May	14,484	
June	14,484	

QUALITY

	Quantity	Base Number	Contract	AT	Region	England
% of FP17s for the same patient ID Re-attending within 3 months - Children	41	799	5.1%	10.7%	12.0%	12.4%
% of FP17s for the same patient ID Re-attending within 3 months - Adults	253	3,120	8.1%	15.2%	15.9%	16.7%
% of FP17s for the same patient ID Re-attending between 3 & 9 months - Children	584	799	73.1%	55.3%	58.6%	57.4%
% of FP17s for the same patient ID Re-attending between 3 & 9 months - Adults	918	3,120	29.4%	48.8%	51.6%	50.5%
% of FP17s for Band 1 Urgent Courses	69	3,714	1.9%	8.4%	8.0%	9.1%
% of FP17s Relating to Free Repair or Replacements	10	3,714	0.3%	0.8%	0.8%	0.8%
% of FP17s Relating to Continuations	18	3,714	0.5%	1.1%	1.3%	1.3%
% of Patients satisfied with the dentistry they have received	2	2	N/A	93.9%	93.1%	93.2%
% of Patients satisfied with the time they had to wait for an appointment	2	2	N/A	90.7%	89.1%	89.0%

* This is based on patients treated on this contract for their most recent course of treatment. Figures in italics indicate the base number of FP17s or Patient Questionnaire responses are less than 100. N/A is shown where the base number of responses is less than 10 during the period. % is calculated as Quantity/Base number*100

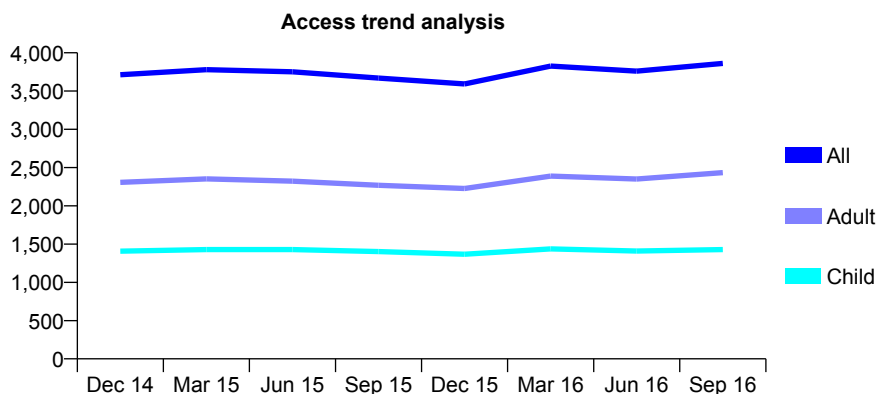
Q57 - Vital Signs At a Glance Contract Report for 164852/0001 - September 2016

Name or company name	Street Farm Dental Practice
Contract type name	GDS Contract
Purpose of contract	General
Contract start date	01/04/2009
Contract end date	

16/17 Contracted general activity (UDA)	11,500
Carry forward general activity (UDA)	0
16/17 Contracted orthodontic activity (UOA)	0
Carry forward orthodontic activity (UOA)	0
Baseline contract value	£277,083.07

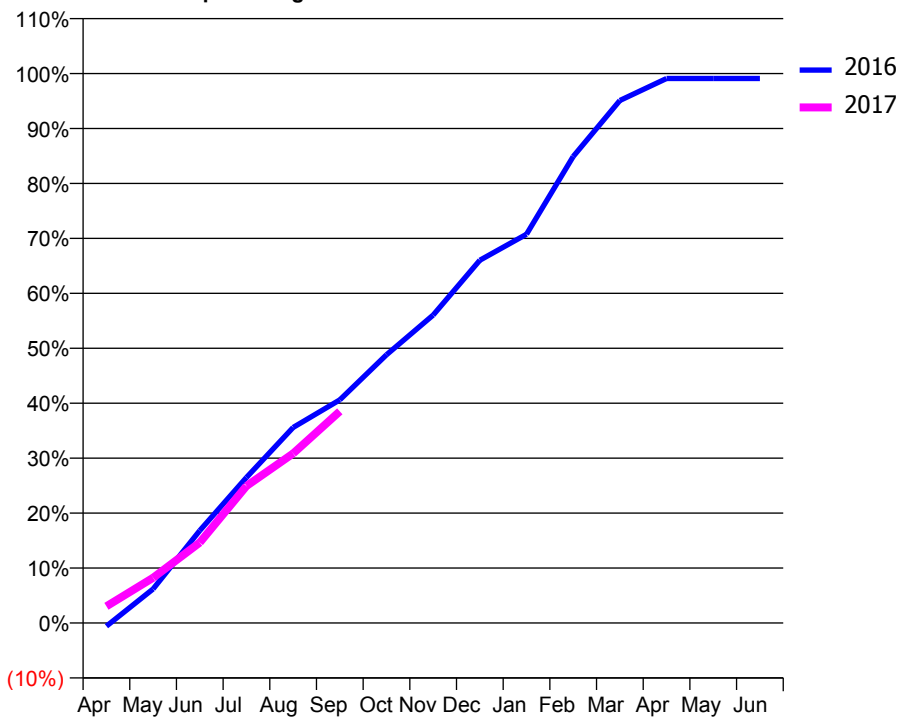
ACCESS*

Patients seen in 24 months	Total	Change since previous quarter
Quarter ending September 2015	3,670	
Quarter ending December 2015	3,593	↓
Quarter ending March 2016	3,826	↑
Quarter ending June 2016	3,760	↓
Quarter ending September 2016	3,862	↑
Variance since September 2015	5.2%	↑



ACTIVITY

Cumulative percentage of contracted UDA delivered 2016 & 2017



Month	Adjusted Scheduled Activity (UDA)	
	2016	2017
April	-69	351
May	712	946
June	1,934	1,685
July	3,047	2,868
August	4,093	3,549
September	4,671	4,431
October	5,614	
November	6,445	
December	7,593	
January	8,135	
February	9,763	
March	10,935	
April	11,395	
May	11,395	
June	11,395	

QUALITY

	Quantity	Base Number	Contract	AT	Region	England
% of FP17s for the same patient ID Re-attending within 3 months - Children	76	1,014	7.5%	10.7%	12.0%	12.4%
% of FP17s for the same patient ID Re-attending within 3 months - Adults	285	1,530	18.6%	15.2%	15.9%	16.7%
% of FP17s for the same patient ID Re-attending between 3 & 9 months - Children	630	1,014	62.1%	55.3%	58.6%	57.4%
% of FP17s for the same patient ID Re-attending between 3 & 9 months - Adults	809	1,530	52.9%	48.8%	51.6%	50.5%
% of FP17s for Band 1 Urgent Courses	247	2,309	10.7%	8.4%	8.0%	9.1%
% of FP17s Relating to Free Repair or Replacements	10	2,309	0.4%	0.8%	0.8%	0.8%
% of FP17s Relating to Continuations	57	2,309	2.5%	1.1%	1.3%	1.3%
% of Patients satisfied with the dentistry they have received	2	2	N/A	93.9%	93.1%	93.2%
% of Patients satisfied with the time they had to wait for an appointment	1	2	N/A	90.7%	89.1%	89.0%

* This is based on patients treated on this contract for their most recent course of treatment. Figures in italics indicate the base number of FP17s or Patient Questionnaire responses are less than 100. N/A is shown where the base number of responses is less than 10 during the period. % is calculated as Quantity/Base number*100

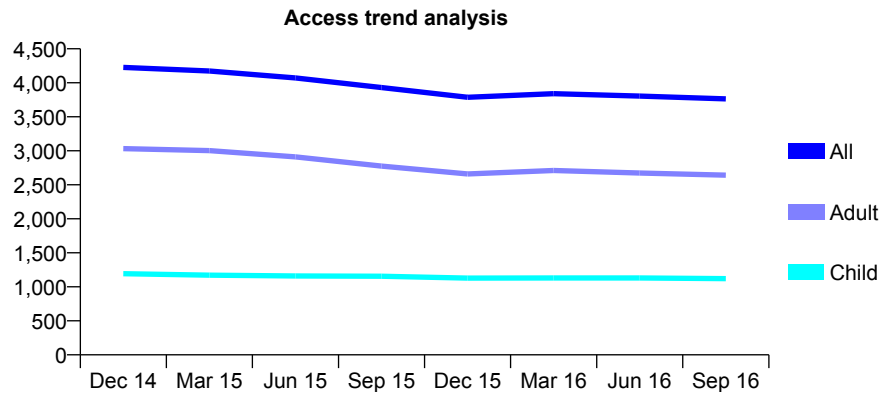
Q57 - Vital Signs At a Glance Contract Report for 165751/0001 - September 2016

Name or company name	Straight Road Dental Practice
Contract type name	GDS Contract
Purpose of contract	General
Contract start date	01/04/2009
Contract end date	

16/17 Contracted general activity (UDA)	10,000
Carry forward general activity (UDA)	61
16/17 Contracted orthodontic activity (UOA)	0
Carry forward orthodontic activity (UOA)	0
Baseline contract value	£260,515.92

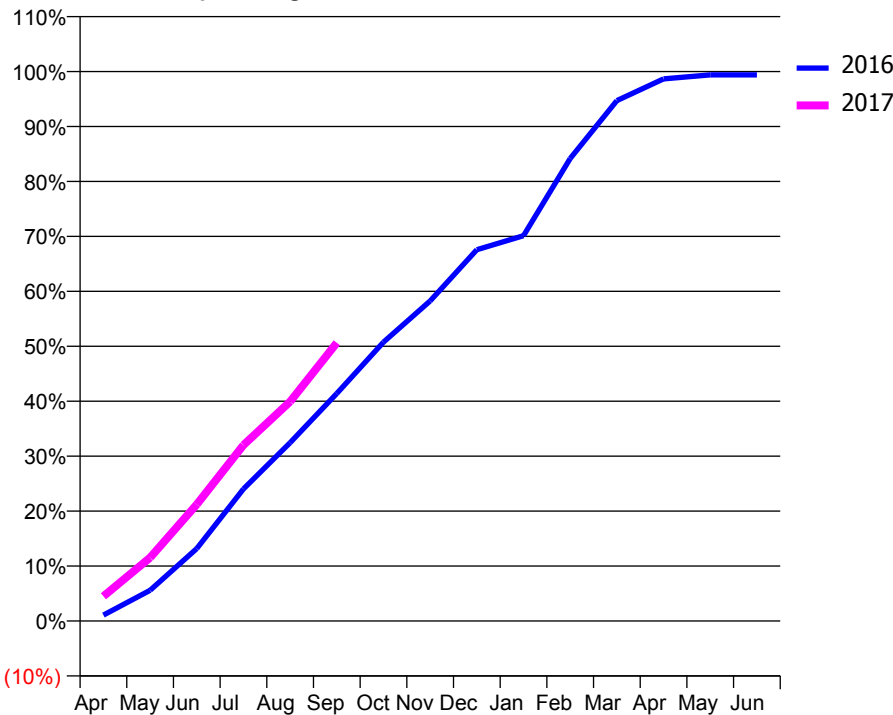
ACCESS*

Patients seen in 24 months	Total	Change since previous quarter
Quarter ending September 2015	3,931	
Quarter ending December 2015	3,788	↓
Quarter ending March 2016	3,841	→
Quarter ending June 2016	3,804	→
Quarter ending September 2016	3,764	↓
Variance since September 2015	(4.2%)	↓



ACTIVITY

Cumulative percentage of contracted UDA delivered 2016 & 2017



Month	Adjusted Scheduled Activity (UDA)	
	2016	2017
April	108	450
May	559	1,154
June	1,320	2,122
July	2,403	3,201
August	3,245	3,992
September	4,142	5,063
October	5,076	
November	5,826	
December	6,758	
January	7,012	
February	8,418	
March	9,471	
April	9,865	
May	9,939	
June	9,939	

QUALITY

	Quantity	Base Number	Contract	AT	Region	England
% of FP17s for the same patient ID Re-attending within 3 months - Children	47	951	4.9%	10.7%	12.0%	12.4%
% of FP17s for the same patient ID Re-attending within 3 months - Adults	176	1,593	11.0%	15.2%	15.9%	16.7%
% of FP17s for the same patient ID Re-attending between 3 & 9 months - Children	621	951	65.3%	55.3%	58.6%	57.4%
% of FP17s for the same patient ID Re-attending between 3 & 9 months - Adults	739	1,593	46.4%	48.8%	51.6%	50.5%
% of FP17s for Band 1 Urgent Courses	33	2,351	1.4%	8.4%	8.0%	9.1%
% of FP17s Relating to Free Repair or Replacements	15	2,351	0.6%	0.8%	0.8%	0.8%
% of FP17s Relating to Continuations	29	2,351	1.2%	1.1%	1.3%	1.3%
% of Patients satisfied with the dentistry they have received	4	4	N/A	93.9%	93.1%	93.2%
% of Patients satisfied with the time they had to wait for an appointment	4	4	N/A	90.7%	89.1%	89.0%

* This is based on patients treated on this contract for their most recent course of treatment. Figures in italics indicate the base number of FP17s or Patient Questionnaire responses are less than 100. N/A is shown where the base number of responses is less than 10 during the period. % is calculated as Quantity/Base number*100

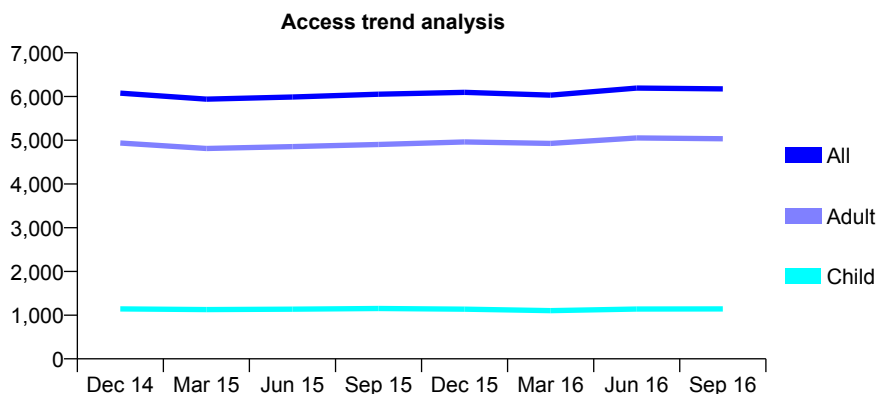
Q57 - Vital Signs At a Glance Contract Report for 169056/0001 - September 2016

Name or company name	Mr. Mazdak Eyrumlu and Honar Shakir
Contract type name	GDS Contract
Purpose of contract	General
Contract start date	09/11/2012
Contract end date	

16/17 Contracted general activity (UDA)	25,845
Carry forward general activity (UDA)	898
16/17 Contracted orthodontic activity (UOA)	0
Carry forward orthodontic activity (UOA)	0
Baseline contract value	£589,732.81

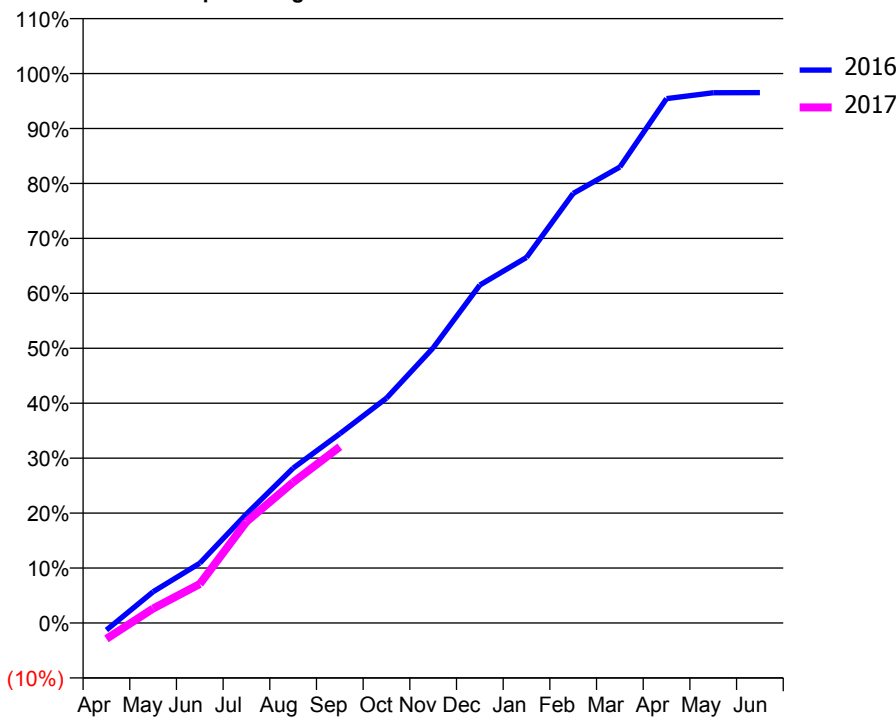
ACCESS*

Patients seen in 24 months	Total	Change since previous quarter
Quarter ending September 2015	6,053	
Quarter ending December 2015	6,095	→
Quarter ending March 2016	6,031	↓
Quarter ending June 2016	6,192	↑
Quarter ending September 2016	6,176	→
Variance since September 2015	2.0%	↑



ACTIVITY

Cumulative percentage of contracted UDA delivered 2016 & 2017



Month	Adjusted Scheduled Activity (UDA)	
	2016	2017
April	-338	-749
May	1,472	681
June	2,812	1,837
July	5,130	4,761
August	7,286	6,619
September	8,905	8,286
October	10,575	
November	12,939	
December	15,898	
January	17,196	
February	20,206	
March	21,444	
April	24,665	
May	24,941	
June	24,947	

QUALITY

	Quantity	Base Number	Contract	AT	Region	England
% of FP17s for the same patient ID Re-attending within 3 months - Children	62	836	7.4%	10.7%	12.0%	12.4%
% of FP17s for the same patient ID Re-attending within 3 months - Adults	566	3,708	15.3%	15.2%	15.9%	16.7%
% of FP17s for the same patient ID Re-attending between 3 & 9 months - Children	478	836	57.2%	55.3%	58.6%	57.4%
% of FP17s for the same patient ID Re-attending between 3 & 9 months - Adults	1,974	3,708	53.2%	48.8%	51.6%	50.5%
% of FP17s for Band 1 Urgent Courses	365	3,495	10.4%	8.4%	8.0%	9.1%
% of FP17s Relating to Free Repair or Replacements	30	3,495	0.9%	0.8%	0.8%	0.8%
% of FP17s Relating to Continuations	83	3,495	2.4%	1.1%	1.3%	1.3%
% of Patients satisfied with the dentistry they have received	19	20	95.0%	93.9%	93.1%	93.2%
% of Patients satisfied with the time they had to wait for an appointment	20	20	100.0%	90.7%	89.1%	89.0%

* This is based on patients treated on this contract for their most recent course of treatment. Figures in italics indicate the base number of FP17s or Patient Questionnaire responses are less than 100. N/A is shown where the base number of responses is less than 10 during the period. % is calculated as Quantity/Base number*100

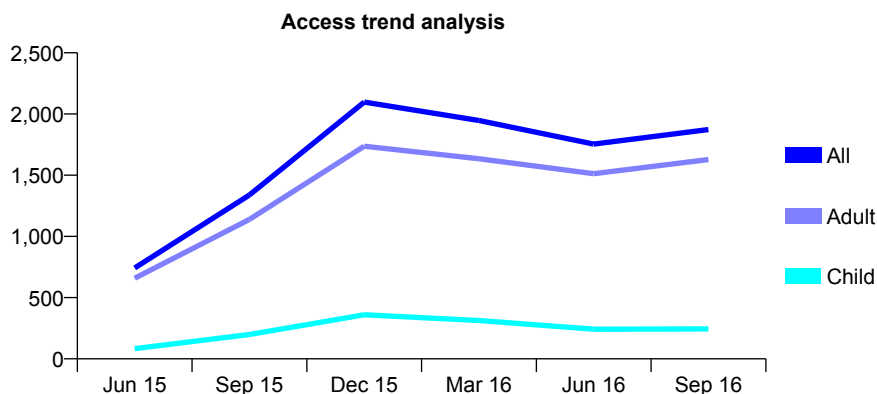
Q57 - Vital Signs At a Glance Contract Report for 169986/0001 - September 2016

Name or company name	Redmayne Partnership
Contract type name	GDS Contract
Purpose of contract	General
Contract start date	01/04/2015
Contract end date	

16/17 Contracted general activity (UDA)	11,401
Carry forward general activity (UDA)	28
16/17 Contracted orthodontic activity (UOA)	0
Carry forward orthodontic activity (UOA)	0
Baseline contract value	£242,380.42

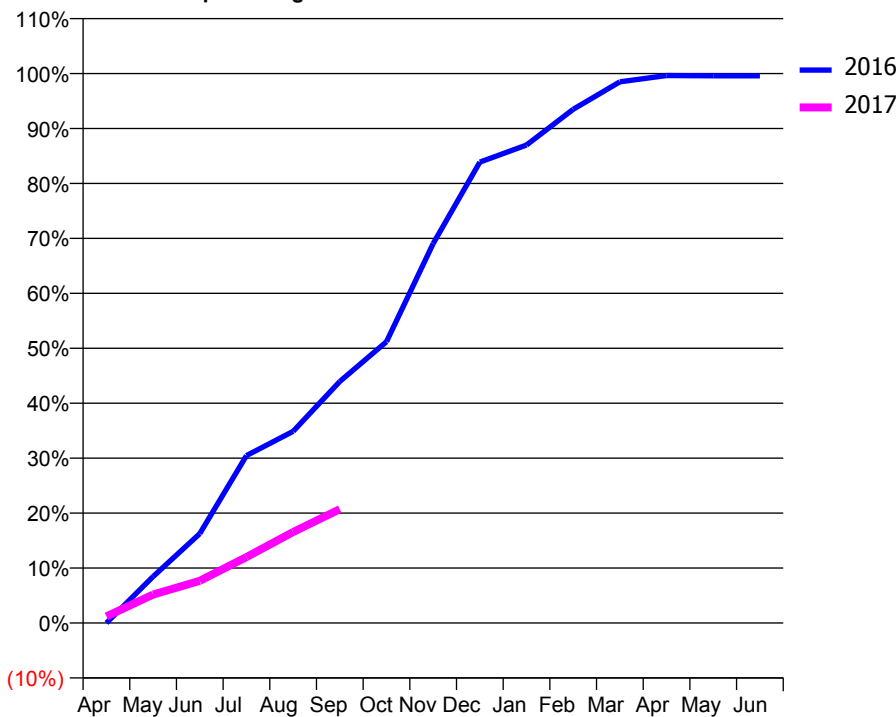
ACCESS*

Patients seen in 24 months	Total	Change since previous quarter
Quarter ending September 2015	1,338	
Quarter ending December 2015	2,097	↑
Quarter ending March 2016	1,947	↓
Quarter ending June 2016	1,754	↓
Quarter ending September 2016	1,873	↑
Variance since September 2015	40.0%	↑



ACTIVITY

Cumulative percentage of contracted UDA delivered 2016 & 2017



Month	Adjusted Scheduled Activity (UDA)	
	2016	2017
April	0	138
May	584	591
June	1,123	876
July	2,103	1,369
August	2,407	1,889
September	3,033	2,362
October	3,532	
November	4,765	
December	5,788	
January	6,002	
February	6,451	
March	6,797	
April	6,876	
May	6,873	
June	6,873	

QUALITY

	Quantity	Base Number	Contract	AT	Region	England
% of FP17s for the same patient ID Re-attending within 3 months - Children	2	161	1.2%	10.7%	12.0%	12.4%
% of FP17s for the same patient ID Re-attending within 3 months - Adults	98	1,133	8.6%	15.2%	15.9%	16.7%
% of FP17s for the same patient ID Re-attending between 3 & 9 months - Children	68	161	42.2%	55.3%	58.6%	57.4%
% of FP17s for the same patient ID Re-attending between 3 & 9 months - Adults	551	1,133	48.6%	48.8%	51.6%	50.5%
% of FP17s for Band 1 Urgent Courses	115	1,254	9.2%	8.4%	8.0%	9.1%
% of FP17s Relating to Free Repair or Replacements	11	1,254	0.9%	0.8%	0.8%	0.8%
% of FP17s Relating to Continuations	12	1,254	1.0%	1.1%	1.3%	1.3%
% of Patients satisfied with the dentistry they have received	2	2	N/A	93.9%	93.1%	93.2%
% of Patients satisfied with the time they had to wait for an appointment	2	2	N/A	90.7%	89.1%	89.0%

* This is based on patients treated on this contract for their most recent course of treatment. Figures in italics indicate the base number of FP17s or Patient Questionnaire responses are less than 100. N/A is shown where the base number of responses is less than 10 during the period. % is calculated as Quantity/Base number*100

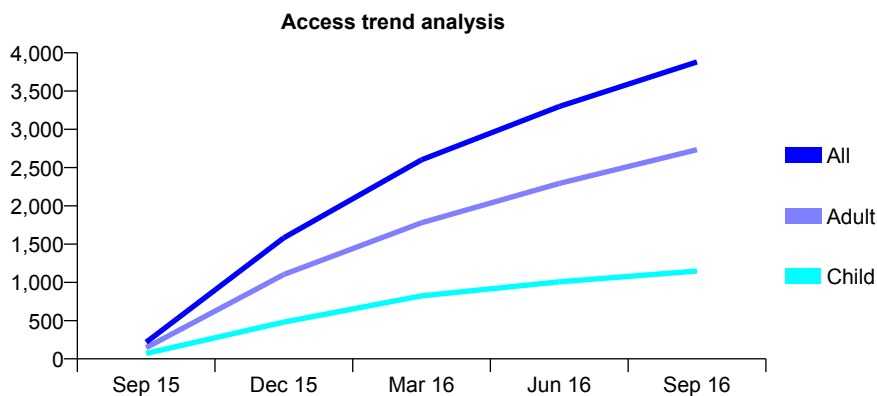
Q57 - Vital Signs At a Glance Contract Report for 172960/0001 - September 2016

Name or company name	Billericay Dental Care
Contract type name	GDS Contract
Purpose of contract	General
Contract start date	01/09/2015
Contract end date	

16/17 Contracted general activity (UDA)	12,616
Carry forward general activity (UDA)	0
16/17 Contracted orthodontic activity (UOA)	0
Carry forward orthodontic activity (UOA)	0
Baseline contract value	£300,398.89

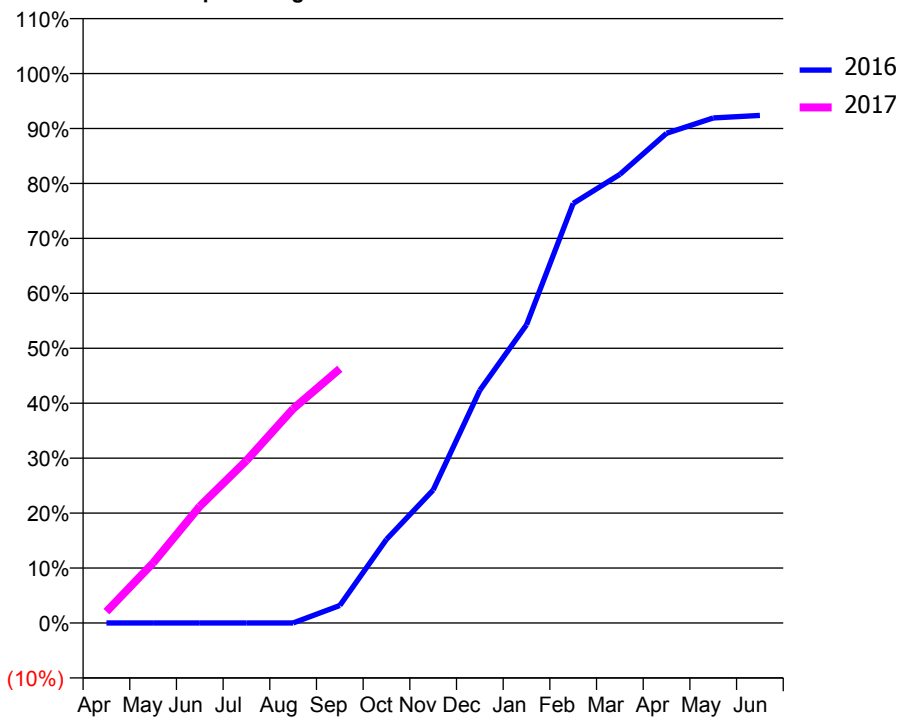
ACCESS*

Patients seen in 24 months	Total	Change since previous quarter
Quarter ending September 2015	217	
Quarter ending December 2015	1,582	↑
Quarter ending March 2016	2,601	↑
Quarter ending June 2016	3,299	↑
Quarter ending September 2016	3,881	↑
Variance since September 2015	1688.5%	↑



ACTIVITY

Cumulative percentage of contracted UDA delivered 2016 & 2017



Month	Adjusted Scheduled Activity (UDA)	
	2016	2017
April	0	263
May	0	1,378
June	0	2,679
July	0	3,731
August	0	4,919
September	226	5,835
October	1,082	
November	1,720	
December	3,011	
January	3,857	
February	5,427	
March	5,802	
April	6,333	
May	6,532	
June	6,564	

QUALITY

	Quantity	Base Number	Contract	AT	Region	England
% of FP17s for the same patient ID Re-attending within 3 months - Children	59	950	6.2%	10.7%	12.0%	12.4%
% of FP17s for the same patient ID Re-attending within 3 months - Adults	231	2,271	10.2%	15.2%	15.9%	16.7%
% of FP17s for the same patient ID Re-attending between 3 & 9 months - Children	432	950	45.5%	55.3%	58.6%	57.4%
% of FP17s for the same patient ID Re-attending between 3 & 9 months - Adults	839	2,271	36.9%	48.8%	51.6%	50.5%
% of FP17s for Band 1 Urgent Courses	197	2,807	7.0%	8.4%	8.0%	9.1%
% of FP17s Relating to Free Repair or Replacements	37	2,807	1.3%	0.8%	0.8%	0.8%
% of FP17s Relating to Continuations	9	2,807	0.3%	1.1%	1.3%	1.3%
% of Patients satisfied with the dentistry they have received	6	7	N/A	93.9%	93.1%	93.2%
% of Patients satisfied with the time they had to wait for an appointment	5	7	N/A	90.7%	89.1%	89.0%

* This is based on patients treated on this contract for their most recent course of treatment. Figures in italics indicate the base number of FP17s or Patient Questionnaire responses are less than 100. N/A is shown where the base number of responses is less than 10 during the period. % is calculated as Quantity/Base number*100

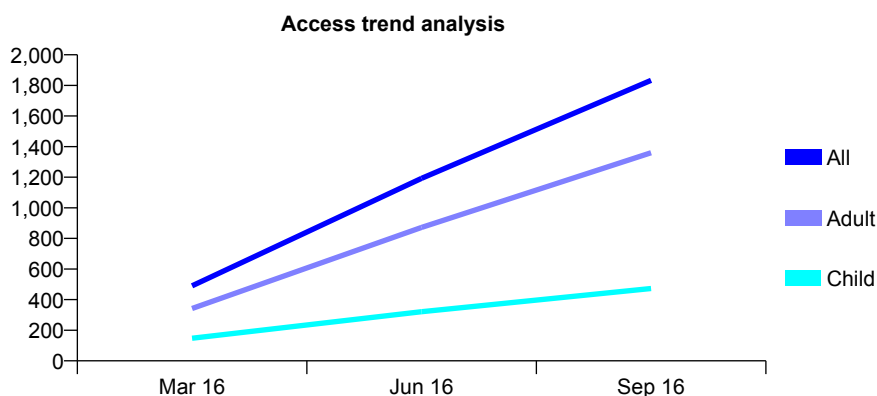
Q57 - Vital Signs At a Glance Contract Report for 173215/0001 - September 2016

Name or company name	Thames Dental Surgery
Contract type name	GDS Contract
Purpose of contract	General
Contract start date	01/02/2016
Contract end date	

16/17 Contracted general activity (UDA)	9,258
Carry forward general activity (UDA)	0
16/17 Contracted orthodontic activity (UOA)	0
Carry forward orthodontic activity (UOA)	0
Baseline contract value	£223,820.78

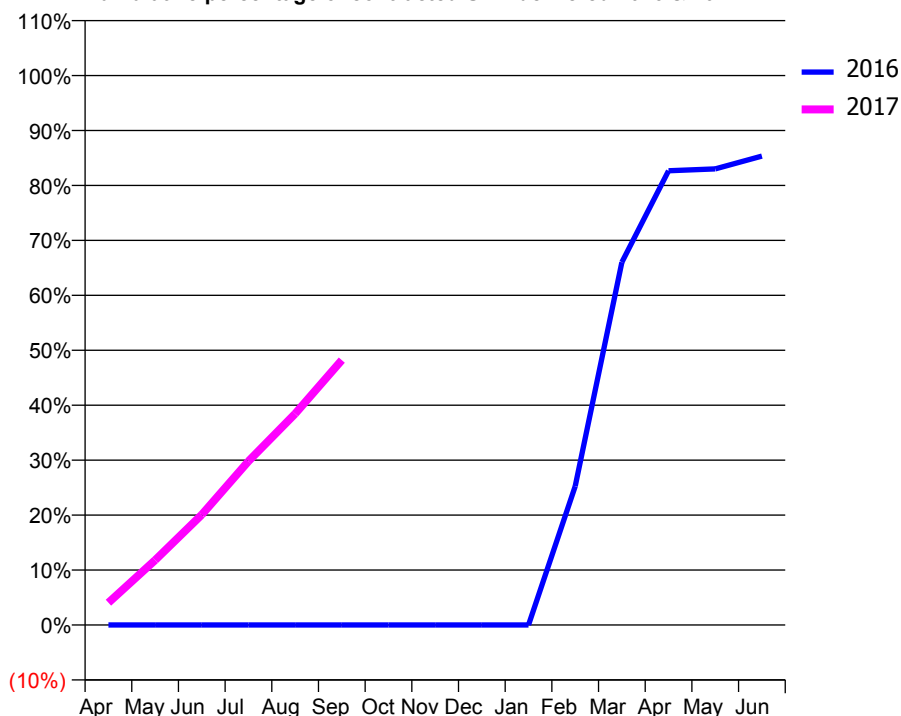
ACCESS*

Patients seen in 24 months	Total	Change since previous quarter
Quarter ending September 2015	0	
Quarter ending December 2015	0	
Quarter ending March 2016	490	
Quarter ending June 2016	1,193	↑
Quarter ending September 2016	1,833	↑
Variance since September 2015	N/A	



ACTIVITY

Cumulative percentage of contracted UDA delivered 2016 & 2017



Adjusted Scheduled Activity (UDA)

Month	2016	2017
April	0	376
May	0	1,092
June	0	1,860
July	0	2,760
August	0	3,561
September	0	4,462
October	0	
November	0	
December	0	
January	0	
February	390	
March	1,019	
April	1,276	
May	1,281	
June	1,317	

QUALITY

	Quantity	Base Number	Contract	AT	Region	England
% of FP17s for the same patient ID Re-attending within 3 months - Children	27	435	6.2%	10.7%	12.0%	12.4%
% of FP17s for the same patient ID Re-attending within 3 months - Adults	192	1,430	13.4%	15.2%	15.9%	16.7%
% of FP17s for the same patient ID Re-attending between 3 & 9 months - Children	51	435	11.7%	55.3%	58.6%	57.4%
% of FP17s for the same patient ID Re-attending between 3 & 9 months - Adults	137	1,430	9.6%	48.8%	51.6%	50.5%
% of FP17s for Band 1 Urgent Courses	171	1,722	9.9%	8.4%	8.0%	9.1%
% of FP17s Relating to Free Repair or Replacements	13	1,722	0.8%	0.8%	0.8%	0.8%
% of FP17s Relating to Continuations	36	1,722	2.1%	1.1%	1.3%	1.3%
% of Patients satisfied with the dentistry they have received	14	15	93.3%	93.9%	93.1%	93.2%
% of Patients satisfied with the time they had to wait for an appointment	15	15	100.0%	90.7%	89.1%	89.0%

* This is based on patients treated on this contract for their most recent course of treatment. Figures in italics indicate the base number of FP17s or Patient Questionnaire responses are less than 100. N/A is shown where the base number of responses is less than 10 during the period. % is calculated as Quantity/Base number*100

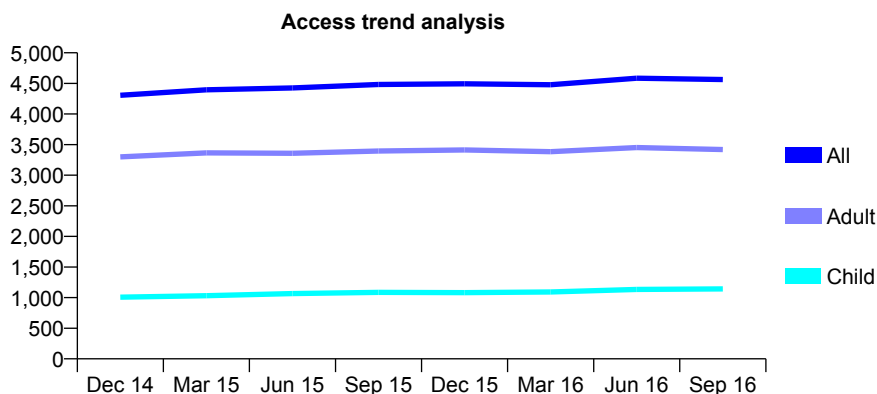
Q57 - Vital Signs At a Glance Contract Report for 173894/0001 - September 2016

Name or company name	Mr R Patel and Associates
Contract type name	GDS Contract
Purpose of contract	General
Contract start date	01/09/2011
Contract end date	

16/17 Contracted general activity (UDA)	12,350
Carry forward general activity (UDA)	-247
16/17 Contracted orthodontic activity (UOA)	0
Carry forward orthodontic activity (UOA)	0
Baseline contract value	£377,004.38

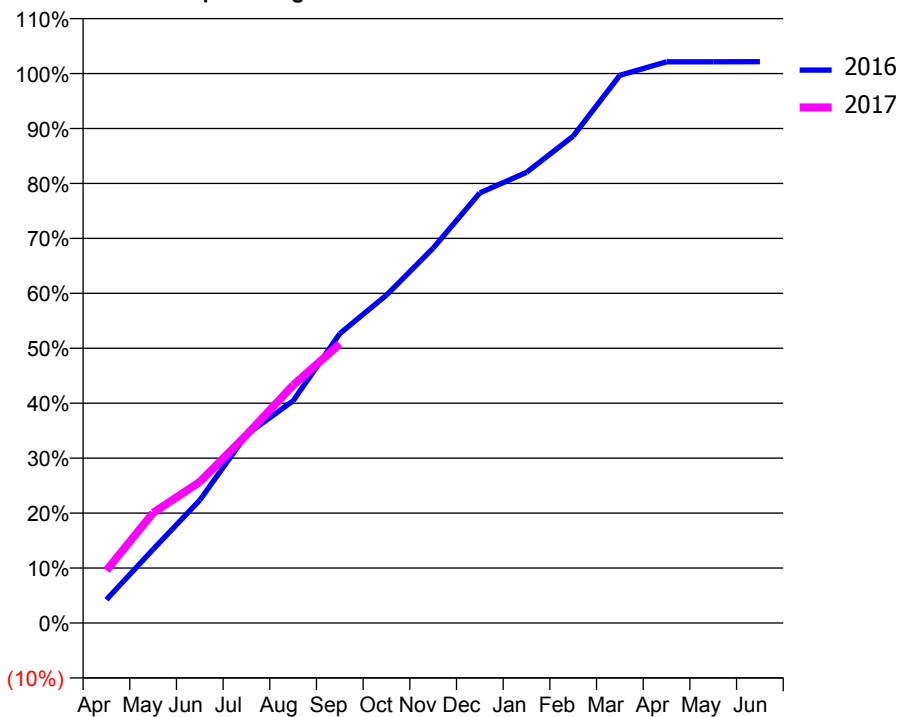
ACCESS*

Patients seen in 24 months	Total	Change since previous quarter
Quarter ending September 2015	4,483	
Quarter ending December 2015	4,494	→
Quarter ending March 2016	4,478	→
Quarter ending June 2016	4,586	↑
Quarter ending September 2016	4,563	→
Variance since September 2015	1.8%	→



ACTIVITY

Cumulative percentage of contracted UDA delivered 2016 & 2017



Month	Adjusted Scheduled Activity (UDA)	
	2016	2017
April	526	1,183
May	1,655	2,478
June	2,761	3,172
July	4,234	4,227
August	4,996	5,346
September	6,505	6,275
October	7,372	
November	8,426	
December	9,668	
January	10,129	
February	10,944	
March	12,311	
April	12,612	
May	12,613	
June	12,615	

QUALITY

	Quantity	Base Number	Contract	AT	Region	England
% of FP17s for the same patient ID Re-attending within 3 months - Children	51	905	5.6%	10.7%	12.0%	12.4%
% of FP17s for the same patient ID Re-attending within 3 months - Adults	316	2,531	12.5%	15.2%	15.9%	16.7%
% of FP17s for the same patient ID Re-attending between 3 & 9 months - Children	533	905	58.9%	55.3%	58.6%	57.4%
% of FP17s for the same patient ID Re-attending between 3 & 9 months - Adults	1,437	2,531	56.8%	48.8%	51.6%	50.5%
% of FP17s for Band 1 Urgent Courses	279	3,255	8.6%	8.4%	8.0%	9.1%
% of FP17s Relating to Free Repair or Replacements	14	3,255	0.4%	0.8%	0.8%	0.8%
% of FP17s Relating to Continuations	40	3,255	1.2%	1.1%	1.3%	1.3%
% of Patients satisfied with the dentistry they have received	4	4	N/A	93.9%	93.1%	93.2%
% of Patients satisfied with the time they had to wait for an appointment	4	4	N/A	90.7%	89.1%	89.0%

* This is based on patients treated on this contract for their most recent course of treatment. Figures in italics indicate the base number of FP17s or Patient Questionnaire responses are less than 100. N/A is shown where the base number of responses is less than 10 during the period. % is calculated as Quantity/Base number*100

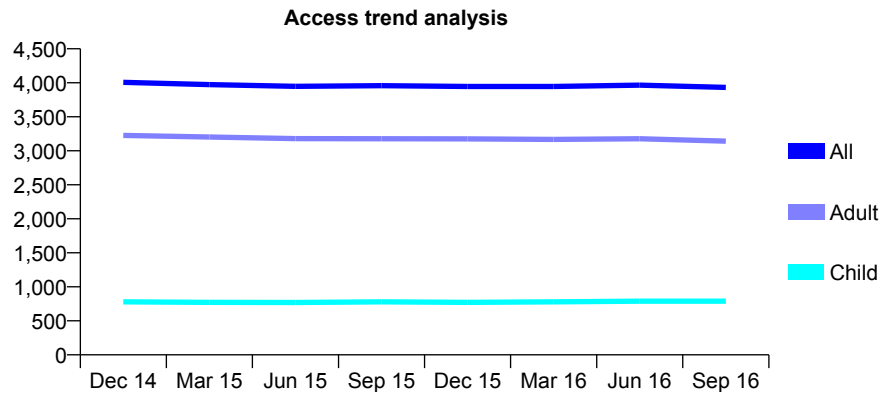
Q57 - Vital Signs At a Glance Contract Report for 174483/0001 - September 2016

Name or company name	Mr R M Karimi & Mr S Abbasi
Contract type name	GDS Contract
Purpose of contract	General
Contract start date	01/10/2008
Contract end date	

16/17 Contracted general activity (UDA)	15,212
Carry forward general activity (UDA)	0
16/17 Contracted orthodontic activity (UOA)	0
Carry forward orthodontic activity (UOA)	0
Baseline contract value	£475,899.77

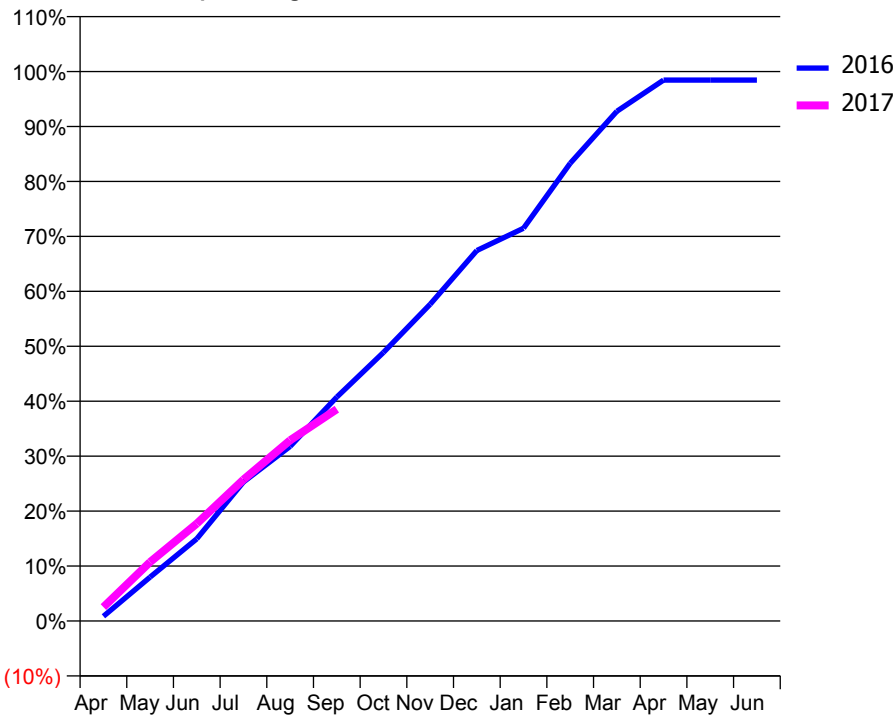
ACCESS*

Patients seen in 24 months	Total	Change since previous quarter
Quarter ending September 2015	3,957	
Quarter ending December 2015	3,947	→
Quarter ending March 2016	3,946	→
Quarter ending June 2016	3,966	→
Quarter ending September 2016	3,932	→
Variance since September 2015	(0.6%)	→



ACTIVITY

Cumulative percentage of contracted UDA delivered 2016 & 2017



Month	Adjusted Scheduled Activity (UDA)	
	2016	2017
April	132	388
May	1,218	1,633
June	2,276	2,695
July	3,848	3,916
August	4,833	5,004
September	6,200	5,863
October	7,436	
November	8,770	
December	10,255	
January	10,872	
February	12,672	
March	14,110	
April	14,974	
May	14,975	
June	14,975	

QUALITY

	Quantity	Base Number	Contract	AT	Region	England
% of FP17s for the same patient ID Re-attending within 3 months - Children	28	507	5.5%	10.7%	12.0%	12.4%
% of FP17s for the same patient ID Re-attending within 3 months - Adults	186	1,920	9.7%	15.2%	15.9%	16.7%
% of FP17s for the same patient ID Re-attending between 3 & 9 months - Children	237	507	46.7%	55.3%	58.6%	57.4%
% of FP17s for the same patient ID Re-attending between 3 & 9 months - Adults	1,007	1,920	52.4%	48.8%	51.6%	50.5%
% of FP17s for Band 1 Urgent Courses	111	2,251	4.9%	8.4%	8.0%	9.1%
% of FP17s Relating to Free Repair or Replacements	12	2,251	0.5%	0.8%	0.8%	0.8%
% of FP17s Relating to Continuations	42	2,251	1.9%	1.1%	1.3%	1.3%
% of Patients satisfied with the dentistry they have received	5	5	N/A	93.9%	93.1%	93.2%
% of Patients satisfied with the time they had to wait for an appointment	5	5	N/A	90.7%	89.1%	89.0%

* This is based on patients treated on this contract for their most recent course of treatment. Figures in italics indicate the base number of FP17s or Patient Questionnaire responses are less than 100. N/A is shown where the base number of responses is less than 10 during the period. % is calculated as Quantity/Base number*100

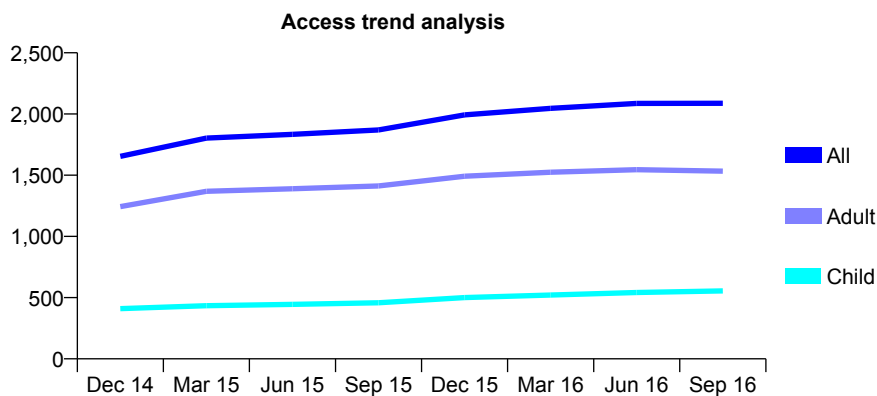
Q57 - Vital Signs At a Glance Contract Report for 174734/0001 - September 2016

Name or company name	Mr Azm Ahmed & Mrs Samira Ahmed
Contract type name	GDS Contract
Purpose of contract	General
Contract start date	01/09/2013
Contract end date	

16/17 Contracted general activity (UDA)	6,000
Carry forward general activity (UDA)	-120
16/17 Contracted orthodontic activity (UOA)	0
Carry forward orthodontic activity (UOA)	0
Baseline contract value	£142,266.84

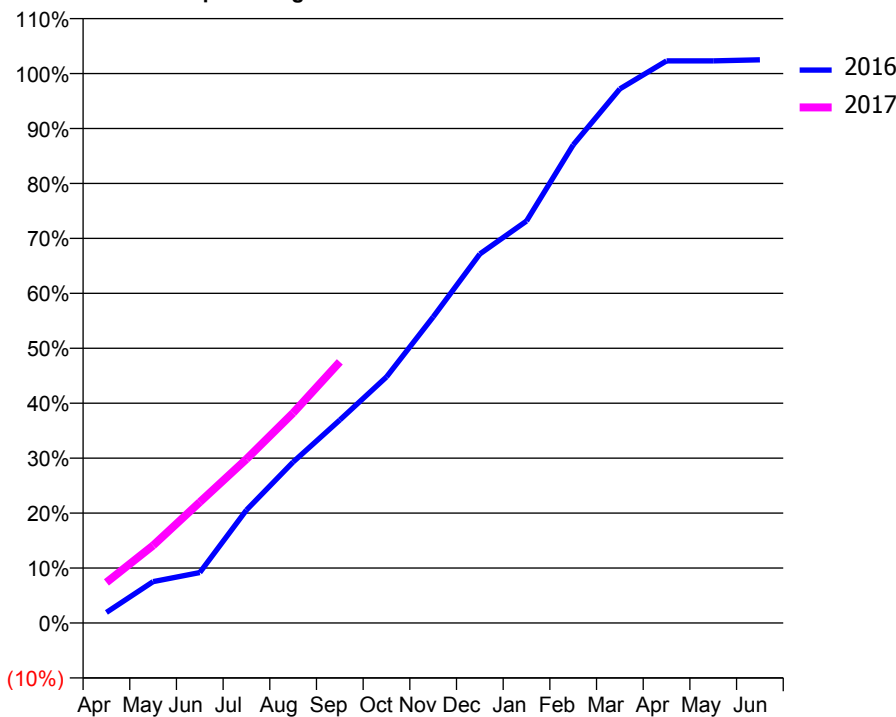
ACCESS*

Patients seen in 24 months	Total	Change since previous quarter
Quarter ending September 2015	1,870	
Quarter ending December 2015	1,993	↑
Quarter ending March 2016	2,046	↑
Quarter ending June 2016	2,087	↑
Quarter ending September 2016	2,088	→
Variance since September 2015	11.7%	↑



ACTIVITY

Cumulative percentage of contracted UDA delivered 2016 & 2017



Adjusted Scheduled Activity (UDA)

Month	2016	2017
April	116	443
May	452	846
June	552	1,320
July	1,234	1,790
August	1,758	2,294
September	2,216	2,852
October	2,687	
November	3,342	
December	4,030	
January	4,389	
February	5,221	
March	5,832	
April	6,138	
May	6,138	
June	6,150	

QUALITY

	Quantity	Base Number	Contract	AT	Region	England
% of FP17s for the same patient ID Re-attending within 3 months - Children	24	482	5.0%	10.7%	12.0%	12.4%
% of FP17s for the same patient ID Re-attending within 3 months - Adults	158	1,116	14.2%	15.2%	15.9%	16.7%
% of FP17s for the same patient ID Re-attending between 3 & 9 months - Children	325	482	67.4%	55.3%	58.6%	57.4%
% of FP17s for the same patient ID Re-attending between 3 & 9 months - Adults	739	1,116	66.2%	48.8%	51.6%	50.5%
% of FP17s for Band 1 Urgent Courses	74	1,434	5.2%	8.4%	8.0%	9.1%
% of FP17s Relating to Free Repair or Replacements	0	1,434	0.0%	0.8%	0.8%	0.8%
% of FP17s Relating to Continuations	21	1,434	1.5%	1.1%	1.3%	1.3%
% of Patients satisfied with the dentistry they have received	3	3	N/A	93.9%	93.1%	93.2%
% of Patients satisfied with the time they had to wait for an appointment	3	3	N/A	90.7%	89.1%	89.0%

* This is based on patients treated on this contract for their most recent course of treatment. Figures in italics indicate the base number of FP17s or Patient Questionnaire responses are less than 100. N/A is shown where the base number of responses is less than 10 during the period. % is calculated as Quantity/Base number*100

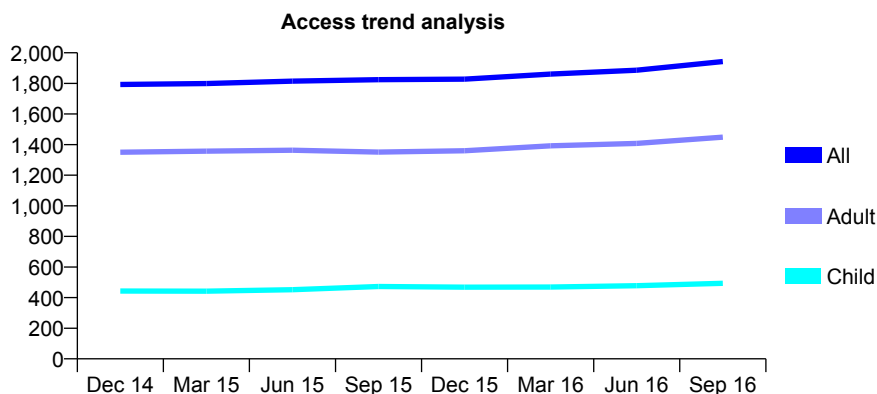
Q57 - Vital Signs At a Glance Contract Report for 175765/0001 - September 2016

Name or company name	Church Hill Dental Practice
Contract type name	GDS Contract
Purpose of contract	General
Contract start date	01/09/2010
Contract end date	

16/17 Contracted general activity (UDA)	6,000
Carry forward general activity (UDA)	0
16/17 Contracted orthodontic activity (UOA)	0
Carry forward orthodontic activity (UOA)	0
Baseline contract value	£144,251.94

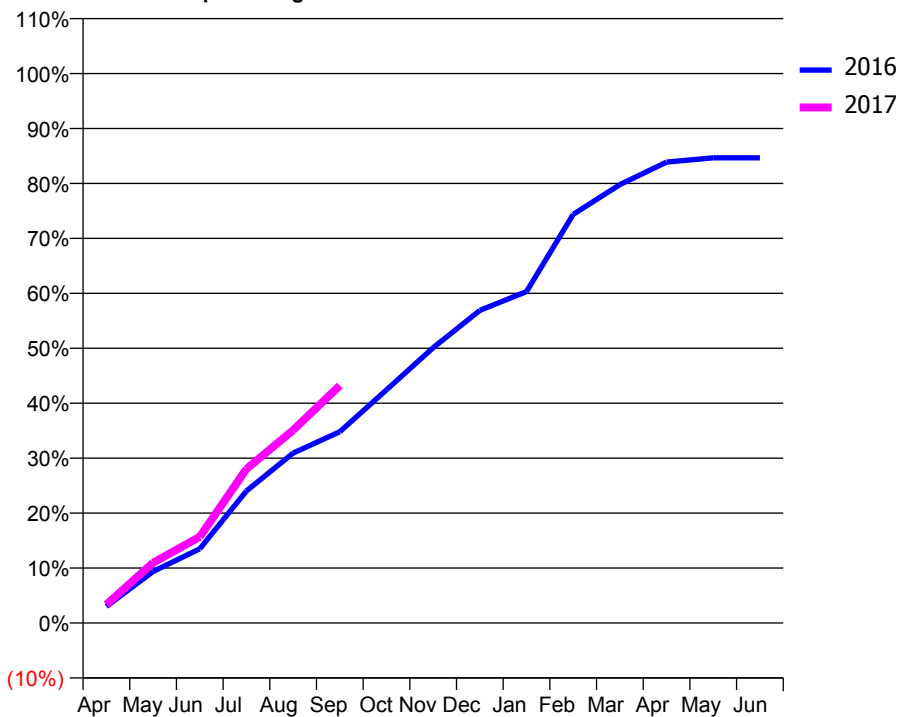
ACCESS*

Patients seen in 24 months	Total	Change since previous quarter
Quarter ending September 2015	1,824	
Quarter ending December 2015	1,828	→
Quarter ending March 2016	1,861	→
Quarter ending June 2016	1,886	→
Quarter ending September 2016	1,943	↑
Variance since September 2015	6.5%	↑



ACTIVITY

Cumulative percentage of contracted UDA delivered 2016 & 2017



Month	Adjusted Scheduled Activity (UDA)	
	2016	2017
April	181	202
May	563	658
June	811	942
July	1,442	1,683
August	1,855	2,106
September	2,088	2,592
October	2,546	
November	3,005	
December	3,414	
January	3,619	
February	4,462	
March	4,787	
April	5,032	
May	5,079	
June	5,079	

QUALITY

	Quantity	Base Number	Contract	AT	Region	England
% of FP17s for the same patient ID Re-attending within 3 months - Children	60	372	16.1%	10.7%	12.0%	12.4%
% of FP17s for the same patient ID Re-attending within 3 months - Adults	172	991	17.4%	15.2%	15.9%	16.7%
% of FP17s for the same patient ID Re-attending between 3 & 9 months - Children	164	372	44.1%	55.3%	58.6%	57.4%
% of FP17s for the same patient ID Re-attending between 3 & 9 months - Adults	435	991	43.9%	48.8%	51.6%	50.5%
% of FP17s for Band 1 Urgent Courses	115	1,213	9.5%	8.4%	8.0%	9.1%
% of FP17s Relating to Free Repair or Replacements	14	1,213	1.2%	0.8%	0.8%	0.8%
% of FP17s Relating to Continuations	36	1,213	3.0%	1.1%	1.3%	1.3%
% of Patients satisfied with the dentistry they have received	3	3	N/A	93.9%	93.1%	93.2%
% of Patients satisfied with the time they had to wait for an appointment	3	3	N/A	90.7%	89.1%	89.0%

* This is based on patients treated on this contract for their most recent course of treatment. Figures in italics indicate the base number of FP17s or Patient Questionnaire responses are less than 100. N/A is shown where the base number of responses is less than 10 during the period. % is calculated as Quantity/Base number*100

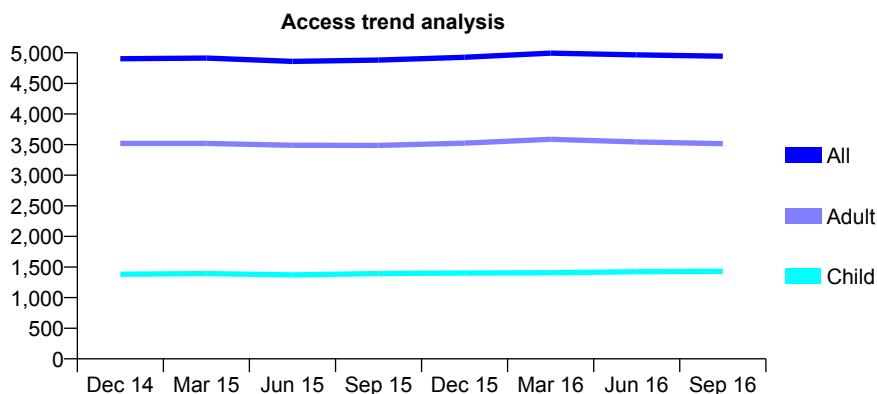
Q57 - Vital Signs At a Glance Contract Report for 177733/0001 - September 2016

Name or company name	Manningtree Practice Limited
Contract type name	GDS Contract
Purpose of contract	General
Contract start date	01/12/2010
Contract end date	

16/17 Contracted general activity (UDA)	10,076
Carry forward general activity (UDA)	-202
16/17 Contracted orthodontic activity (UOA)	0
Carry forward orthodontic activity (UOA)	0
Baseline contract value	£278,503.18

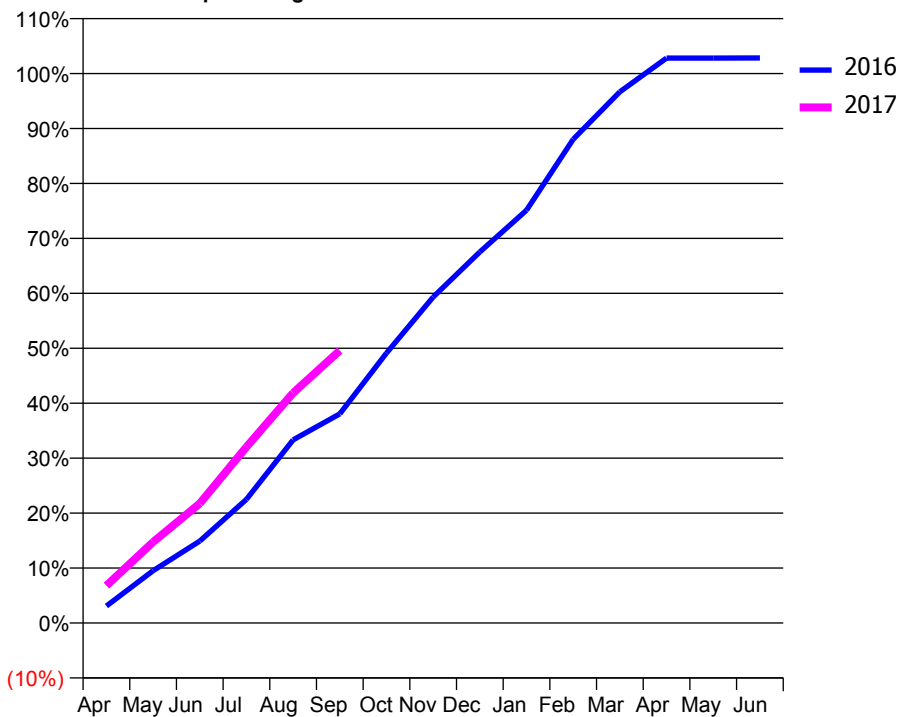
ACCESS*

Patients seen in 24 months	Total	Change since previous quarter
Quarter ending September 2015	4,881	
Quarter ending December 2015	4,928	→
Quarter ending March 2016	4,994	→
Quarter ending June 2016	4,967	→
Quarter ending September 2016	4,945	→
Variance since September 2015	1.3%	→



ACTIVITY

Cumulative percentage of contracted UDA delivered 2016 & 2017



Month	Adjusted Scheduled Activity (UDA)	
	2016	2017
April	311	686
May	959	1,486
June	1,502	2,191
July	2,268	3,228
August	3,359	4,220
September	3,835	4,996
October	4,951	
November	5,977	
December	6,804	
January	7,569	
February	8,870	
March	9,741	
April	10,358	
May	10,359	
June	10,361	

QUALITY

	Quantity	Base Number	Contract	AT	Region	England
% of FP17s for the same patient ID Re-attending within 3 months - Children	50	975	5.1%	10.7%	12.0%	12.4%
% of FP17s for the same patient ID Re-attending within 3 months - Adults	410	2,224	18.4%	15.2%	15.9%	16.7%
% of FP17s for the same patient ID Re-attending between 3 & 9 months - Children	483	975	49.5%	55.3%	58.6%	57.4%
% of FP17s for the same patient ID Re-attending between 3 & 9 months - Adults	954	2,224	42.9%	48.8%	51.6%	50.5%
% of FP17s for Band 1 Urgent Courses	445	2,882	15.4%	8.4%	8.0%	9.1%
% of FP17s Relating to Free Repair or Replacements	6	2,882	0.2%	0.8%	0.8%	0.8%
% of FP17s Relating to Continuations	13	2,882	0.5%	1.1%	1.3%	1.3%
% of Patients satisfied with the dentistry they have received	5	5	N/A	93.9%	93.1%	93.2%
% of Patients satisfied with the time they had to wait for an appointment	5	5	N/A	90.7%	89.1%	89.0%

* This is based on patients treated on this contract for their most recent course of treatment. Figures in italics indicate the base number of FP17s or Patient Questionnaire responses are less than 100. N/A is shown where the base number of responses is less than 10 during the period. % is calculated as Quantity/Base number*100

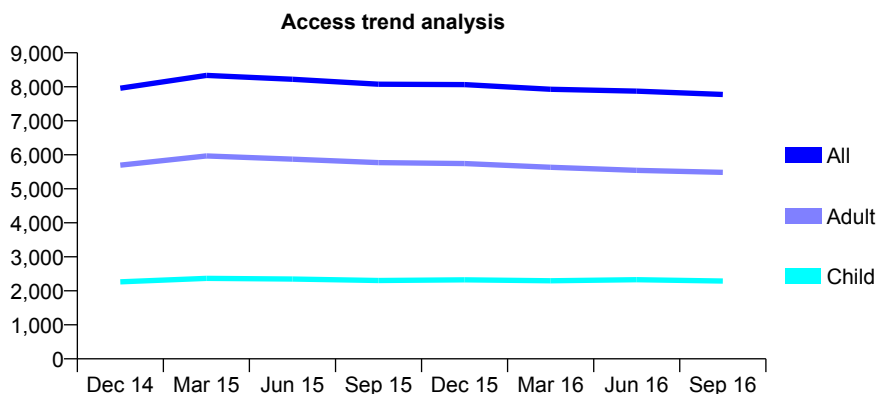
Q57 - Vital Signs At a Glance Contract Report for 179078/0001 - September 2016

Name or company name	Lister House Dental Centre
Contract type name	GDS Contract
Purpose of contract	General
Contract start date	01/04/2013
Contract end date	

16/17 Contracted general activity (UDA)	19,852
Carry forward general activity (UDA)	0
16/17 Contracted orthodontic activity (UOA)	0
Carry forward orthodontic activity (UOA)	0
Baseline contract value	£559,874.27

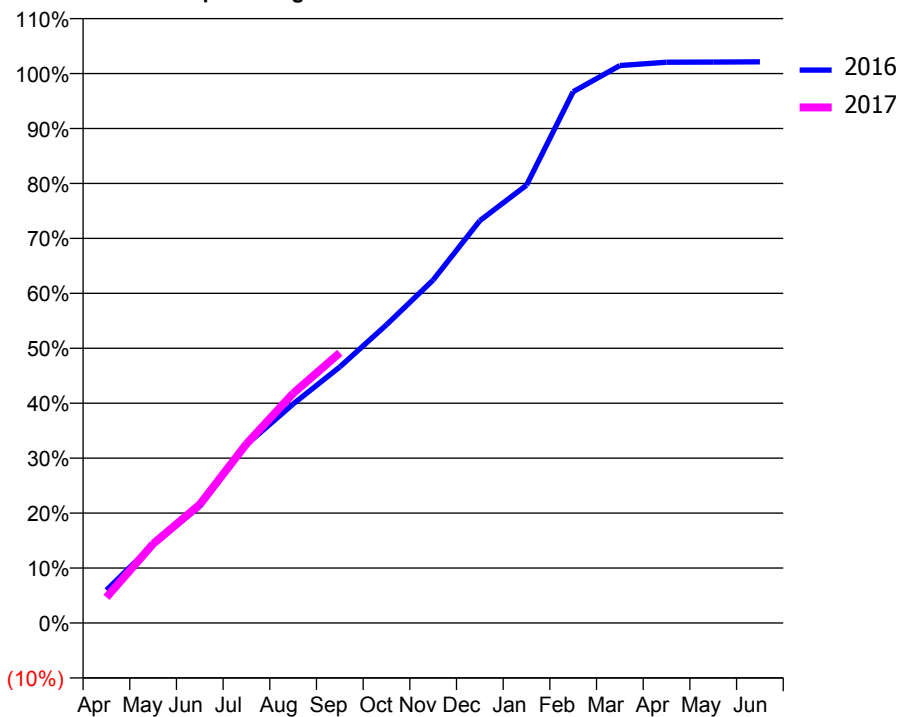
ACCESS*

Patients seen in 24 months	Total	Change since previous quarter
Quarter ending September 2015	8,075	
Quarter ending December 2015	8,065	→
Quarter ending March 2016	7,928	↓
Quarter ending June 2016	7,873	→
Quarter ending September 2016	7,774	↓
Variance since September 2015	(3.7%)	↓



ACTIVITY

Cumulative percentage of contracted UDA delivered 2016 & 2017



Month	Adjusted Scheduled Activity (UDA)	
	2016	2017
April	1,188	928
May	2,841	2,858
June	4,215	4,284
July	6,445	6,472
August	7,914	8,299
September	9,251	9,763
October	10,774	
November	12,392	
December	14,537	
January	15,818	
February	19,196	
March	20,141	
April	20,260	
May	20,266	
June	20,273	

QUALITY

	Quantity	Base Number	Contract	AT	Region	England
% of FP17s for the same patient ID Re-attending within 3 months - Children	113	1,499	7.5%	10.7%	12.0%	12.4%
% of FP17s for the same patient ID Re-attending within 3 months - Adults	470	3,114	15.1%	15.2%	15.9%	16.7%
% of FP17s for the same patient ID Re-attending between 3 & 9 months - Children	741	1,499	49.4%	55.3%	58.6%	57.4%
% of FP17s for the same patient ID Re-attending between 3 & 9 months - Adults	1,410	3,114	45.3%	48.8%	51.6%	50.5%
% of FP17s for Band 1 Urgent Courses	469	4,512	10.4%	8.4%	8.0%	9.1%
% of FP17s Relating to Free Repair or Replacements	29	4,512	0.6%	0.8%	0.8%	0.8%
% of FP17s Relating to Continuations	79	4,512	1.8%	1.1%	1.3%	1.3%
% of Patients satisfied with the dentistry they have received	8	8	N/A	93.9%	93.1%	93.2%
% of Patients satisfied with the time they had to wait for an appointment	7	8	N/A	90.7%	89.1%	89.0%

* This is based on patients treated on this contract for their most recent course of treatment. Figures in italics indicate the base number of FP17s or Patient Questionnaire responses are less than 100. N/A is shown where the base number of responses is less than 10 during the period. % is calculated as Quantity/Base number*100

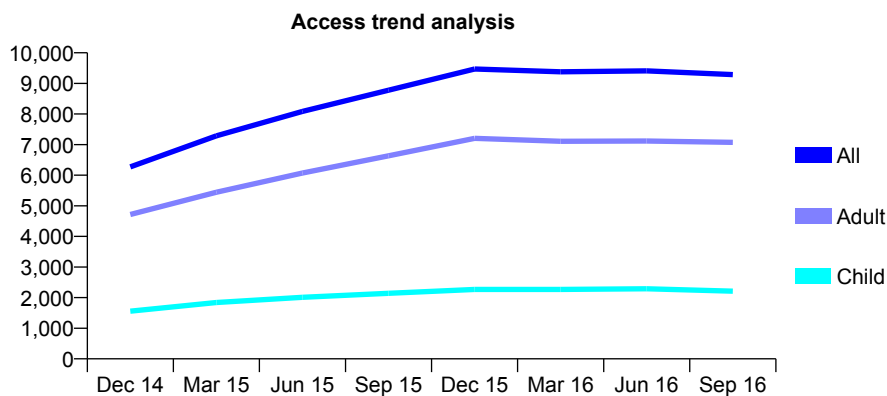
Q57 - Vital Signs At a Glance Contract Report for 180394/0001 - September 2016

Name or company name	Great Knightleys Dental Clinic
Contract type name	GDS Contract
Purpose of contract	General
Contract start date	01/01/2014
Contract end date	

16/17 Contracted general activity (UDA)	36,655
Carry forward general activity (UDA)	0
16/17 Contracted orthodontic activity (UOA)	0
Carry forward orthodontic activity (UOA)	0
Baseline contract value	£1,109,737.23

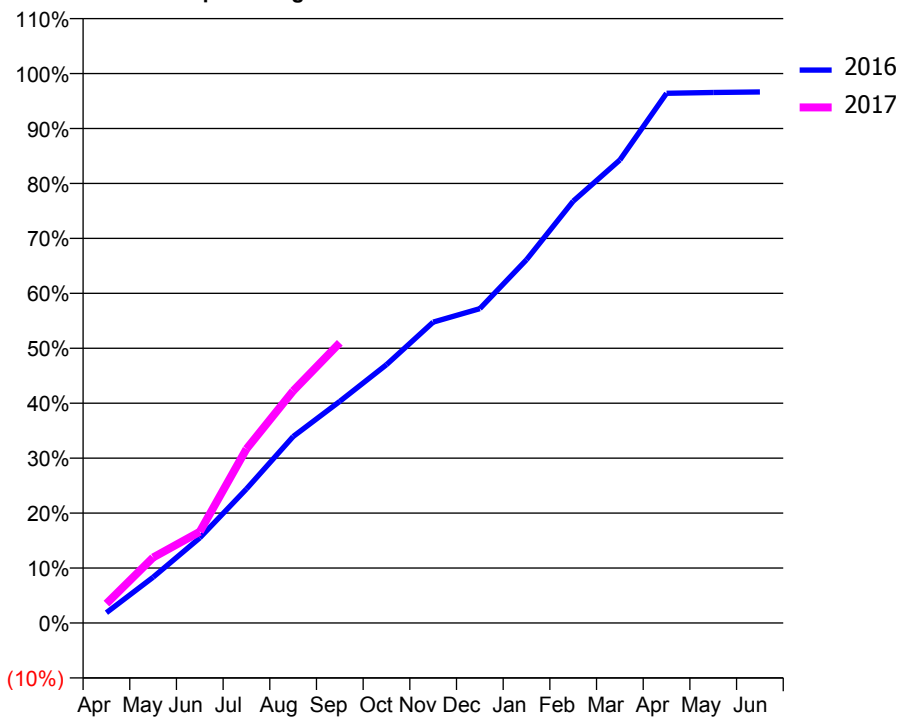
ACCESS*

Patients seen in 24 months	Total	Change since previous quarter
Quarter ending September 2015	8,776	
Quarter ending December 2015	9,471	↑
Quarter ending March 2016	9,380	→
Quarter ending June 2016	9,408	→
Quarter ending September 2016	9,286	↓
Variance since September 2015	5.8%	↑



ACTIVITY

Cumulative percentage of contracted UDA delivered 2016 & 2017



Month	Adjusted Scheduled Activity (UDA)	
	2016	2017
April	686	1,298
May	3,060	4,368
June	5,683	6,085
July	8,940	11,616
August	12,440	15,483
September	14,785	18,693
October	17,231	
November	20,069	
December	20,970	
January	24,235	
February	28,136	
March	30,886	
April	35,331	
May	35,386	
June	35,428	

QUALITY

	Quantity	Base Number	Contract	AT	Region	England
% of FP17s for the same patient ID Re-attending within 3 months - Children	160	1,567	10.2%	10.7%	12.0%	12.4%
% of FP17s for the same patient ID Re-attending within 3 months - Adults	1,008	4,779	21.1%	15.2%	15.9%	16.7%
% of FP17s for the same patient ID Re-attending between 3 & 9 months - Children	590	1,567	37.7%	55.3%	58.6%	57.4%
% of FP17s for the same patient ID Re-attending between 3 & 9 months - Adults	1,259	4,779	26.3%	48.8%	51.6%	50.5%
% of FP17s for Band 1 Urgent Courses	384	5,102	7.5%	8.4%	8.0%	9.1%
% of FP17s Relating to Free Repair or Replacements	70	5,102	1.4%	0.8%	0.8%	0.8%
% of FP17s Relating to Continuations	272	5,102	5.3%	1.1%	1.3%	1.3%
% of Patients satisfied with the dentistry they have received	6	7	N/A	93.9%	93.1%	93.2%
% of Patients satisfied with the time they had to wait for an appointment	5	7	N/A	90.7%	89.1%	89.0%

* This is based on patients treated on this contract for their most recent course of treatment. Figures in italics indicate the base number of FP17s or Patient Questionnaire responses are less than 100. N/A is shown where the base number of responses is less than 10 during the period. % is calculated as Quantity/Base number*100

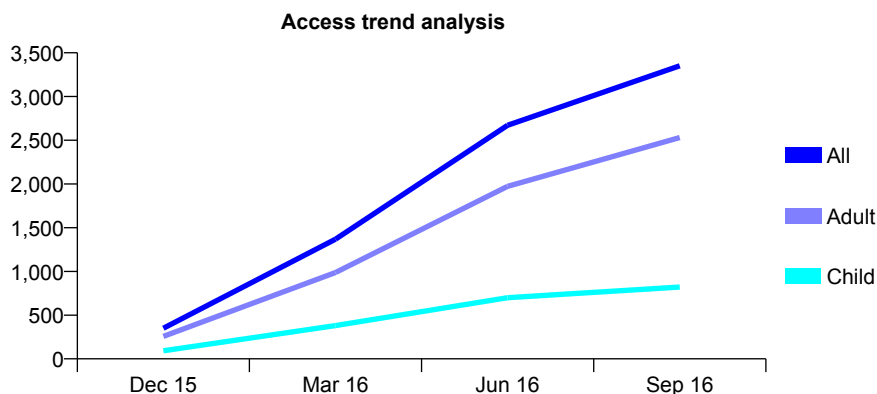
Q57 - Vital Signs At a Glance Contract Report for 181099/0001 - September 2016

Name or company name	Lemar, Lemar & Finn
Contract type name	GDS Contract
Purpose of contract	General
Contract start date	01/12/2015
Contract end date	

16/17 Contracted general activity (UDA)	12,450
Carry forward general activity (UDA)	160
16/17 Contracted orthodontic activity (UOA)	0
Carry forward orthodontic activity (UOA)	0
Baseline contract value	£284,314.64

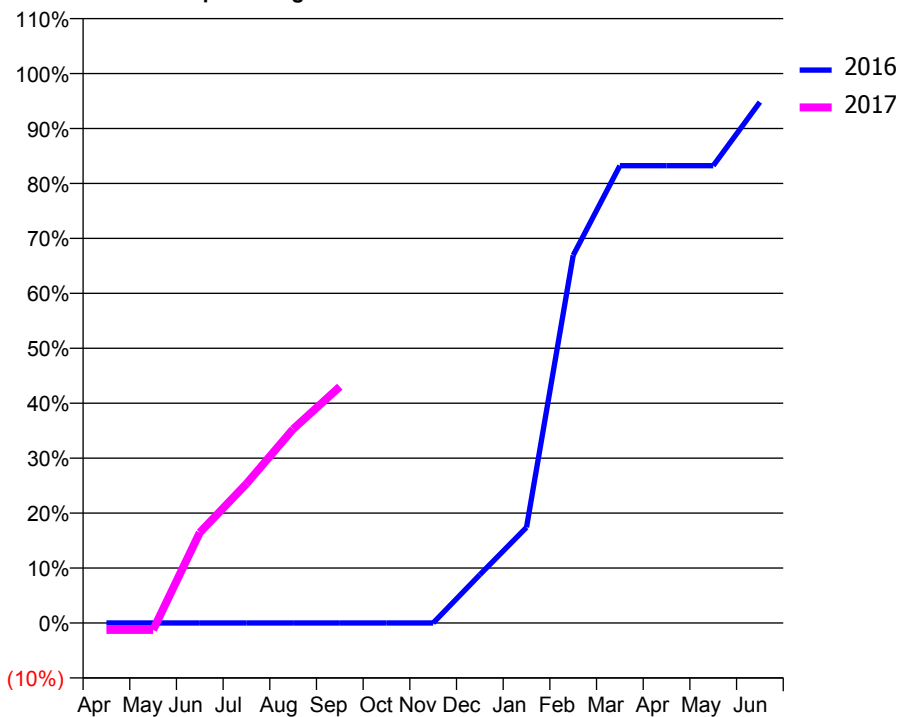
ACCESS*

Patients seen in 24 months	Total	Change since previous quarter
Quarter ending September 2015	0	
Quarter ending December 2015	350	↑
Quarter ending March 2016	1,369	↑
Quarter ending June 2016	2,671	↑
Quarter ending September 2016	3,352	↑
Variance since September 2015	N/A	



ACTIVITY

Cumulative percentage of contracted UDA delivered 2016 & 2017



Month	Adjusted Scheduled Activity (UDA)	
	2016	2017
April	0	-160
May	0	-160
June	0	2,049
July	0	3,155
August	0	4,393
September	0	5,356
October	0	
November	0	
December	364	
January	721	
February	2,769	
March	3,443	
April	3,443	
May	3,443	
June	3,922	

QUALITY

	Quantity	Base Number	Contract	AT	Region	England
% of FP17s for the same patient ID Re-attending within 3 months - Children	39	785	5.0%	10.7%	12.0%	12.4%
% of FP17s for the same patient ID Re-attending within 3 months - Adults	266	2,395	11.1%	15.2%	15.9%	16.7%
% of FP17s for the same patient ID Re-attending between 3 & 9 months - Children	247	785	31.5%	55.3%	58.6%	57.4%
% of FP17s for the same patient ID Re-attending between 3 & 9 months - Adults	630	2,395	26.3%	48.8%	51.6%	50.5%
% of FP17s for Band 1 Urgent Courses	119	2,759	4.3%	8.4%	8.0%	9.1%
% of FP17s Relating to Free Repair or Replacements	13	2,759	0.5%	0.8%	0.8%	0.8%
% of FP17s Relating to Continuations	57	2,759	2.1%	1.1%	1.3%	1.3%
% of Patients satisfied with the dentistry they have received	1	1	N/A	93.9%	93.1%	93.2%
% of Patients satisfied with the time they had to wait for an appointment	1	1	N/A	90.7%	89.1%	89.0%

* This is based on patients treated on this contract for their most recent course of treatment. Figures in italics indicate the base number of FP17s or Patient Questionnaire responses are less than 100. N/A is shown where the base number of responses is less than 10 during the period. % is calculated as Quantity/Base number*100

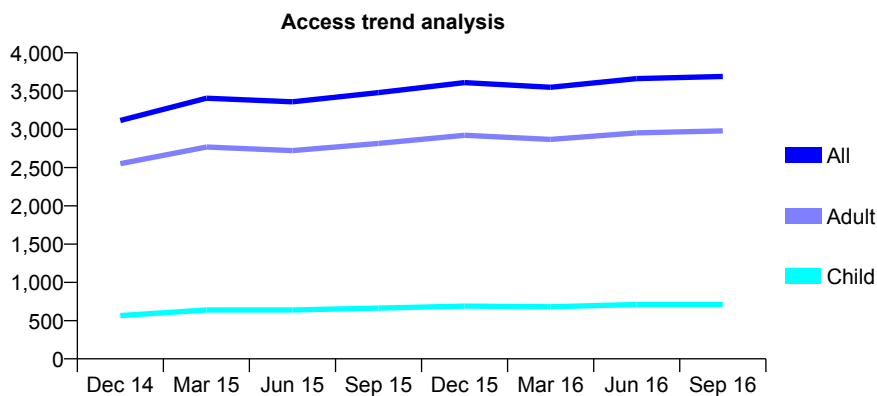
Q57 - Vital Signs At a Glance Contract Report for 181226/0001 - September 2016

Name or company name	Valley Dental Practice
Contract type name	GDS Contract
Purpose of contract	General
Contract start date	01/07/2012
Contract end date	

16/17 Contracted general activity (UDA)	8,028
Carry forward general activity (UDA)	0
16/17 Contracted orthodontic activity (UOA)	0
Carry forward orthodontic activity (UOA)	0
Baseline contract value	£179,378.75

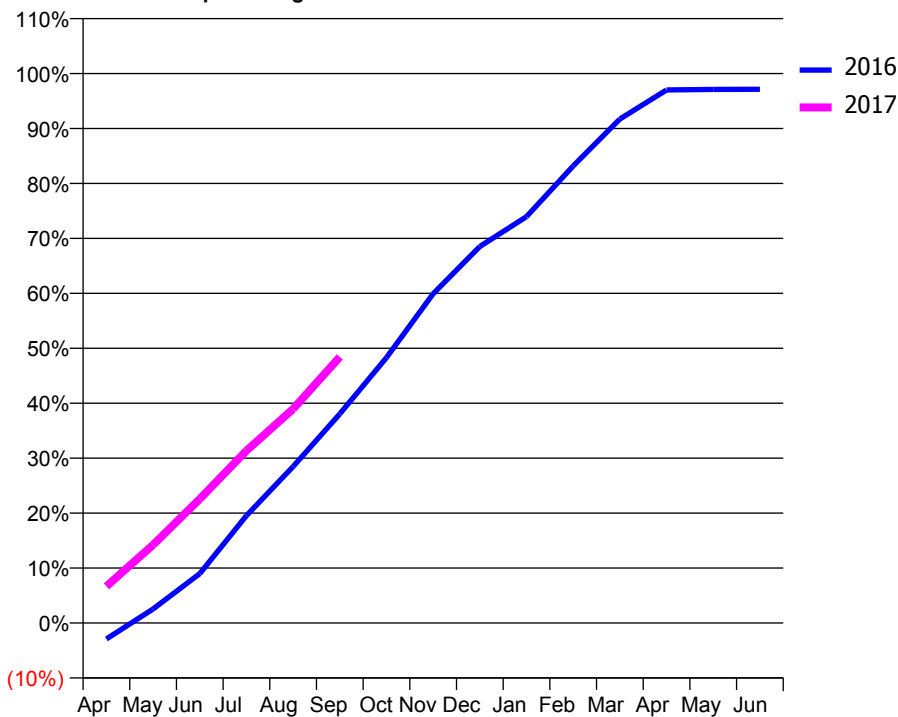
ACCESS*

Patients seen in 24 months	Total	Change since previous quarter
Quarter ending September 2015	3,479	
Quarter ending December 2015	3,611	↑
Quarter ending March 2016	3,549	↓
Quarter ending June 2016	3,663	↑
Quarter ending September 2016	3,690	→
Variance since September 2015	6.1%	↑



ACTIVITY

Cumulative percentage of contracted UDA delivered 2016 & 2017



Month	Adjusted Scheduled Activity (UDA)	
	2016	2017
April	-234	537
May	206	1,143
June	722	1,813
July	1,568	2,518
August	2,287	3,128
September	3,057	3,887
October	3,878	
November	4,812	
December	5,501	
January	5,937	
February	6,677	
March	7,364	
April	7,787	
May	7,795	
June	7,798	

QUALITY

	Quantity	Base Number	Contract	AT	Region	England
% of FP17s for the same patient ID Re-attending within 3 months - Children	25	552	4.5%	10.7%	12.0%	12.4%
% of FP17s for the same patient ID Re-attending within 3 months - Adults	147	2,027	7.3%	15.2%	15.9%	16.7%
% of FP17s for the same patient ID Re-attending between 3 & 9 months - Children	203	552	36.8%	55.3%	58.6%	57.4%
% of FP17s for the same patient ID Re-attending between 3 & 9 months - Adults	822	2,027	40.6%	48.8%	51.6%	50.5%
% of FP17s for Band 1 Urgent Courses	109	2,018	5.4%	8.4%	8.0%	9.1%
% of FP17s Relating to Free Repair or Replacements	15	2,018	0.7%	0.8%	0.8%	0.8%
% of FP17s Relating to Continuations	7	2,018	0.3%	1.1%	1.3%	1.3%
% of Patients satisfied with the dentistry they have received	13	14	92.9%	93.9%	93.1%	93.2%
% of Patients satisfied with the time they had to wait for an appointment	14	14	100.0%	90.7%	89.1%	89.0%

* This is based on patients treated on this contract for their most recent course of treatment. Figures in italics indicate the base number of FP17s or Patient Questionnaire responses are less than 100. N/A is shown where the base number of responses is less than 10 during the period. % is calculated as Quantity/Base number*100

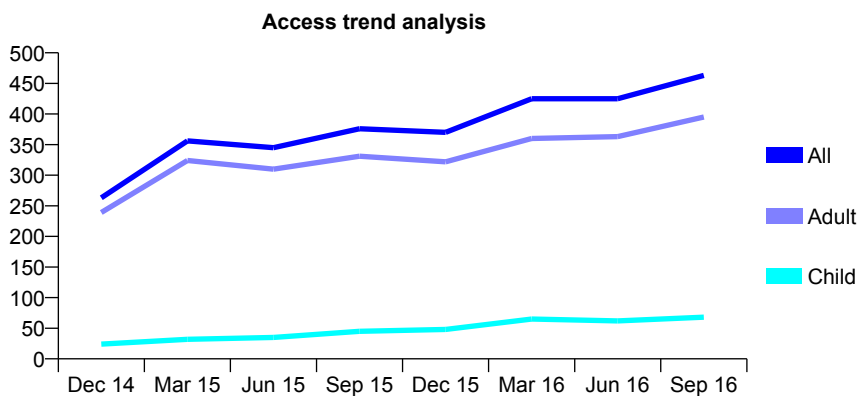
Q57 - Vital Signs At a Glance Contract Report for 181226/0003 - September 2016

Name or company name	Valley Dental Practice
Contract type name	GDS Contract
Purpose of contract	General
Contract start date	01/07/2012
Contract end date	

16/17 Contracted general activity (UDA)	1,279
Carry forward general activity (UDA)	0
16/17 Contracted orthodontic activity (UOA)	0
Carry forward orthodontic activity (UOA)	0
Baseline contract value	£28,681.86

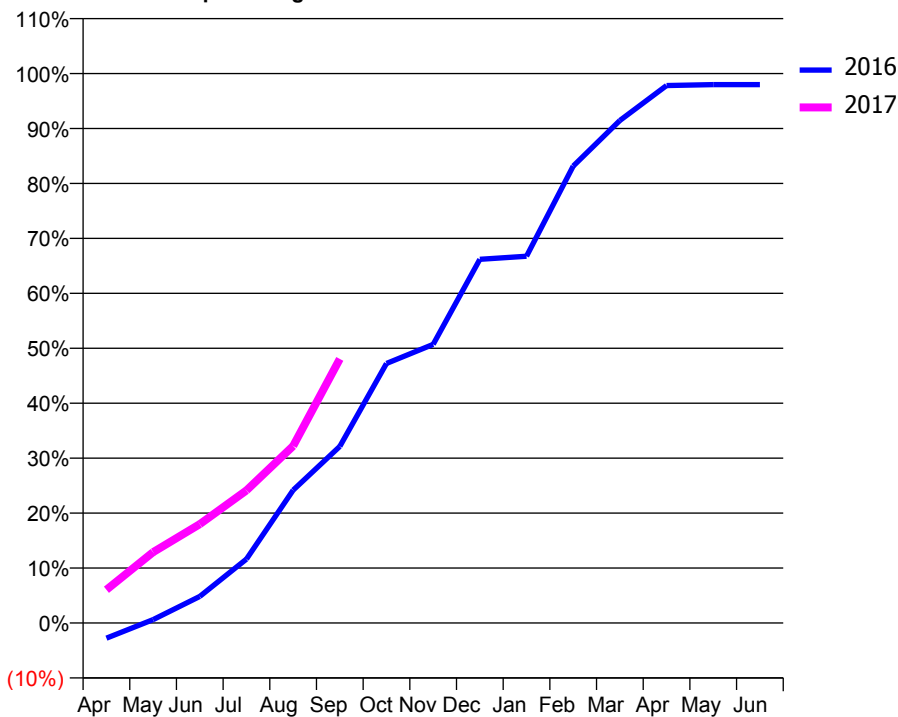
ACCESS*

Patients seen in 24 months	Total	Change since previous quarter
Quarter ending September 2015	376	
Quarter ending December 2015	370	↓
Quarter ending March 2016	425	↑
Quarter ending June 2016	425	→
Quarter ending September 2016	463	↑
Variance since September 2015	23.1%	↑



ACTIVITY

Cumulative percentage of contracted UDA delivered 2016 & 2017



Month	Adjusted Scheduled Activity (UDA)	
	2016	2017
April	-36	77
May	8	165
June	62	230
July	149	309
August	309	412
September	411	615
October	604	
November	648	
December	846	
January	854	
February	1,063	
March	1,170	
April	1,251	
May	1,253	
June	1,253	

QUALITY

	Quantity	Base Number	Contract	AT	Region	England
% of FP17s for the same patient ID Re-attending within 3 months - Children	1	71	1.4%	10.7%	12.0%	12.4%
% of FP17s for the same patient ID Re-attending within 3 months - Adults	10	309	3.2%	15.2%	15.9%	16.7%
% of FP17s for the same patient ID Re-attending between 3 & 9 months - Children	10	71	14.1%	55.3%	58.6%	57.4%
% of FP17s for the same patient ID Re-attending between 3 & 9 months - Adults	56	309	18.1%	48.8%	51.6%	50.5%
% of FP17s for Band 1 Urgent Courses	13	335	3.9%	8.4%	8.0%	9.1%
% of FP17s Relating to Free Repair or Replacements	2	335	0.6%	0.8%	0.8%	0.8%
% of FP17s Relating to Continuations	1	335	0.3%	1.1%	1.3%	1.3%
% of Patients satisfied with the dentistry they have received	3	3	N/A	93.9%	93.1%	93.2%
% of Patients satisfied with the time they had to wait for an appointment	3	3	N/A	90.7%	89.1%	89.0%

* This is based on patients treated on this contract for their most recent course of treatment. Figures in italics indicate the base number of FP17s or Patient Questionnaire responses are less than 100. N/A is shown where the base number of responses is less than 10 during the period. % is calculated as Quantity/Base number*100

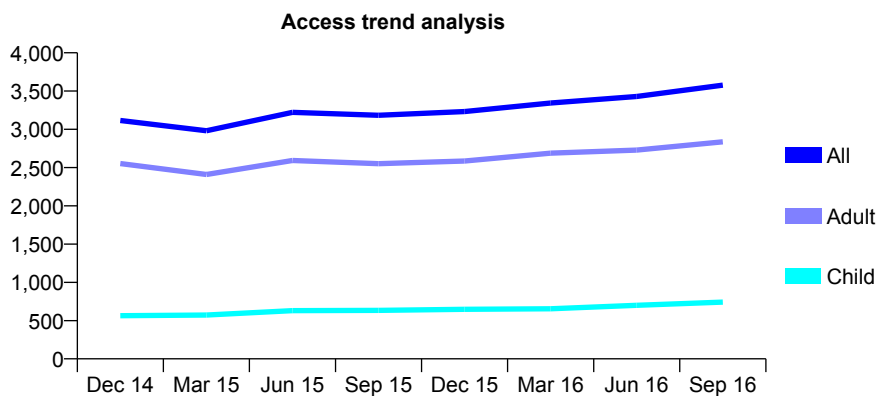
Q57 - Vital Signs At a Glance Contract Report for 181226/0004 - September 2016

Name or company name	Valley Dental Practice
Contract type name	GDS Contract
Purpose of contract	General
Contract start date	01/07/2012
Contract end date	

16/17 Contracted general activity (UDA)	9,238
Carry forward general activity (UDA)	0
16/17 Contracted orthodontic activity (UOA)	0
Carry forward orthodontic activity (UOA)	0
Baseline contract value	£195,505.38

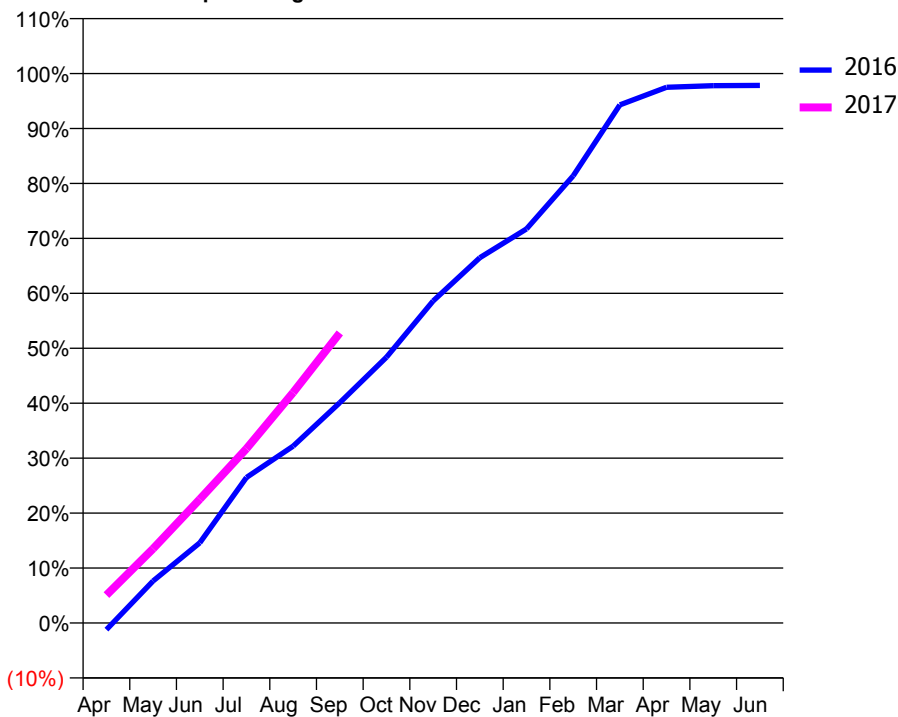
ACCESS*

Patients seen in 24 months	Total	Change since previous quarter
Quarter ending September 2015	3,183	
Quarter ending December 2015	3,233	→
Quarter ending March 2016	3,344	↑
Quarter ending June 2016	3,429	↑
Quarter ending September 2016	3,578	↑
Variance since September 2015	12.4%	↑



ACTIVITY

Cumulative percentage of contracted UDA delivered 2016 & 2017



Adjusted Scheduled Activity (UDA)

Month	2016	2017
April	-112	470
May	708	1,250
June	1,349	2,080
July	2,448	2,931
August	2,974	3,874
September	3,705	4,877
October	4,469	
November	5,416	
December	6,141	
January	6,625	
February	7,519	
March	8,710	
April	9,007	
May	9,033	
June	9,038	

QUALITY

	Quantity	Base Number	Contract	AT	Region	England
% of FP17s for the same patient ID Re-attending within 3 months - Children	17	596	2.9%	10.7%	12.0%	12.4%
% of FP17s for the same patient ID Re-attending within 3 months - Adults	126	1,979	6.4%	15.2%	15.9%	16.7%
% of FP17s for the same patient ID Re-attending between 3 & 9 months - Children	279	596	46.8%	55.3%	58.6%	57.4%
% of FP17s for the same patient ID Re-attending between 3 & 9 months - Adults	911	1,979	46.0%	48.8%	51.6%	50.5%
% of FP17s for Band 1 Urgent Courses	86	2,392	3.6%	8.4%	8.0%	9.1%
% of FP17s Relating to Free Repair or Replacements	15	2,392	0.6%	0.8%	0.8%	0.8%
% of FP17s Relating to Continuations	13	2,392	0.5%	1.1%	1.3%	1.3%
% of Patients satisfied with the dentistry they have received	6	6	N/A	93.9%	93.1%	93.2%
% of Patients satisfied with the time they had to wait for an appointment	6	6	N/A	90.7%	89.1%	89.0%

* This is based on patients treated on this contract for their most recent course of treatment. Figures in italics indicate the base number of FP17s or Patient Questionnaire responses are less than 100. N/A is shown where the base number of responses is less than 10 during the period. % is calculated as Quantity/Base number*100

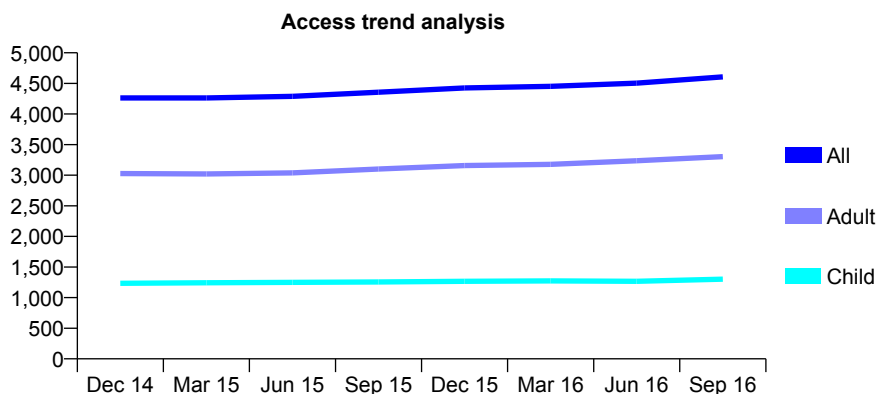
Q57 - Vital Signs At a Glance Contract Report for 184160/0001 - September 2016

Name or company name	S K Pomfret & C Farrell
Contract type name	GDS Contract
Purpose of contract	General
Contract start date	01/02/2008
Contract end date	

16/17 Contracted general activity (UDA)	14,896
Carry forward general activity (UDA)	187
16/17 Contracted orthodontic activity (UOA)	0
Carry forward orthodontic activity (UOA)	0
Baseline contract value	£338,975.64

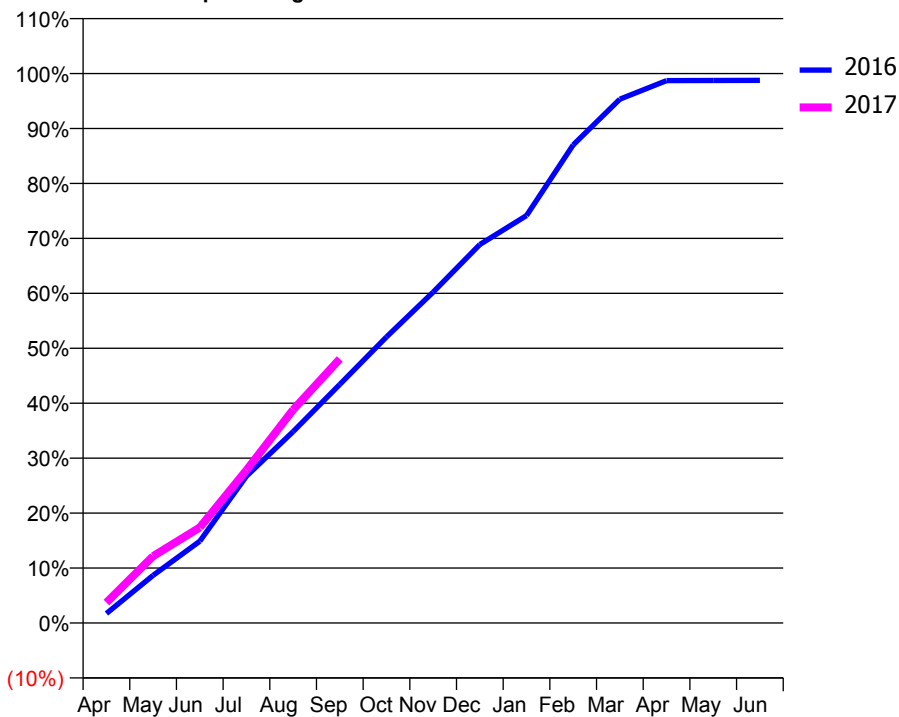
ACCESS*

Patients seen in 24 months	Total	Change since previous quarter
Quarter ending September 2015	4,357	
Quarter ending December 2015	4,425	→
Quarter ending March 2016	4,452	→
Quarter ending June 2016	4,504	→
Quarter ending September 2016	4,606	↑
Variance since September 2015	5.7%	↑



ACTIVITY

Cumulative percentage of contracted UDA delivered 2016 & 2017



Month	Adjusted Scheduled Activity (UDA)	
	2016	2017
April	260	555
May	1,294	1,813
June	2,218	2,589
July	3,981	4,143
August	5,189	5,782
September	6,468	7,160
October	7,756	
November	8,971	
December	10,260	
January	11,045	
February	12,962	
March	14,202	
April	14,705	
May	14,706	
June	14,709	

QUALITY

	Quantity	Base Number	Contract	AT	Region	England
% of FP17s for the same patient ID Re-attending within 3 months - Children	60	1,063	5.6%	10.7%	12.0%	12.4%
% of FP17s for the same patient ID Re-attending within 3 months - Adults	347	2,534	13.7%	15.2%	15.9%	16.7%
% of FP17s for the same patient ID Re-attending between 3 & 9 months - Children	746	1,063	70.2%	55.3%	58.6%	57.4%
% of FP17s for the same patient ID Re-attending between 3 & 9 months - Adults	1,555	2,534	61.4%	48.8%	51.6%	50.5%
% of FP17s for Band 1 Urgent Courses	157	3,340	4.7%	8.4%	8.0%	9.1%
% of FP17s Relating to Free Repair or Replacements	48	3,340	1.4%	0.8%	0.8%	0.8%
% of FP17s Relating to Continuations	56	3,340	1.7%	1.1%	1.3%	1.3%
% of Patients satisfied with the dentistry they have received	6	6	N/A	93.9%	93.1%	93.2%
% of Patients satisfied with the time they had to wait for an appointment	5	6	N/A	90.7%	89.1%	89.0%

* This is based on patients treated on this contract for their most recent course of treatment. Figures in italics indicate the base number of FP17s or Patient Questionnaire responses are less than 100. N/A is shown where the base number of responses is less than 10 during the period. % is calculated as Quantity/Base number*100

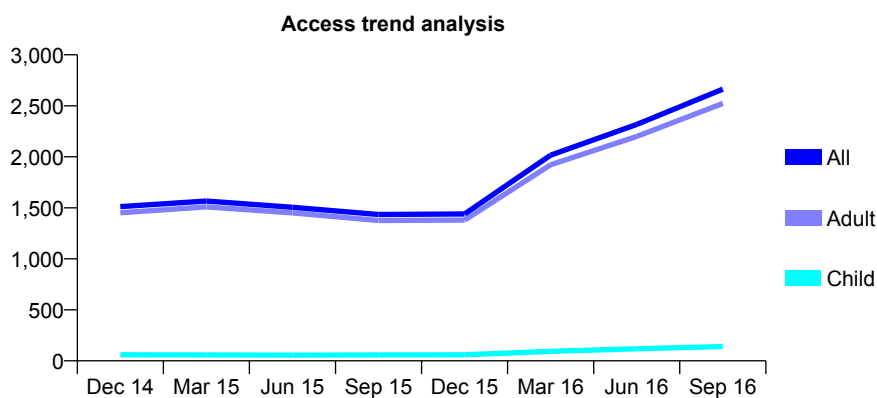
Q57 - Vital Signs At a Glance Contract Report for 184640/0001 - September 2016

Name or company name	Flagstaff Dental Clinic Limited
Contract type name	GDS Contract
Purpose of contract	General
Contract start date	01/04/2011
Contract end date	

16/17 Contracted general activity (UDA)	13,416
Carry forward general activity (UDA)	0
16/17 Contracted orthodontic activity (UOA)	0
Carry forward orthodontic activity (UOA)	0
Baseline contract value	£691,204.27

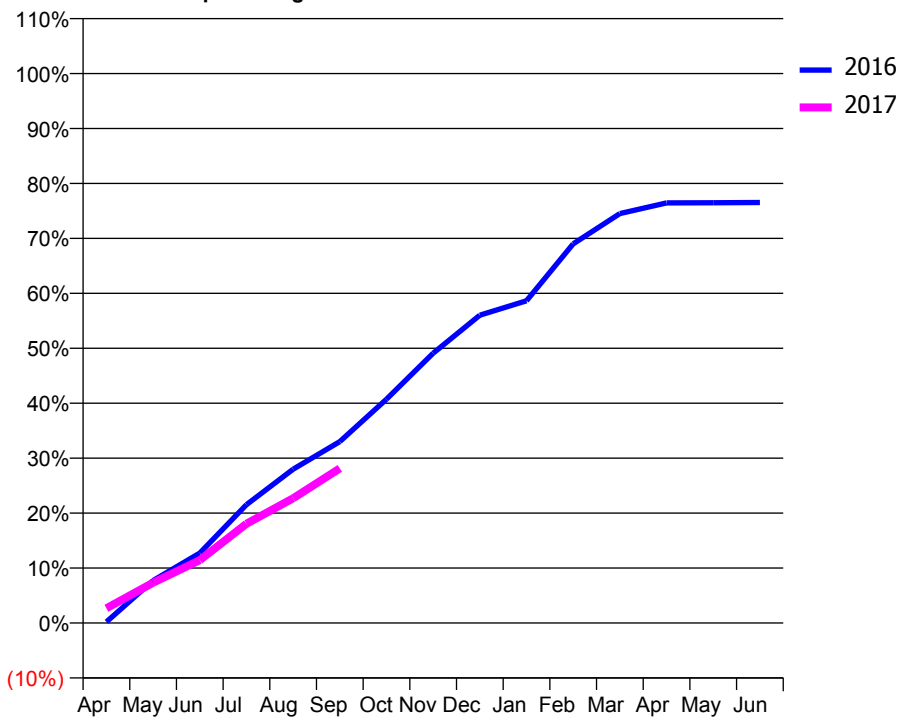
ACCESS*

Patients seen in 24 months	Total	Change since previous quarter
Quarter ending September 2015	1,434	
Quarter ending December 2015	1,440	→
Quarter ending March 2016	2,016	↑
Quarter ending June 2016	2,317	↑
Quarter ending September 2016	2,663	↑
Variance since September 2015	85.7%	↑



ACTIVITY

Cumulative percentage of contracted UDA delivered 2016 & 2017



Month	Adjusted Scheduled Activity (UDA)	
	2016	2017
April	29	359
May	1,038	984
June	1,706	1,536
July	2,891	2,423
August	3,754	3,045
September	4,429	3,776
October	5,466	
November	6,587	
December	7,516	
January	7,868	
February	9,256	
March	9,996	
April	10,258	
May	10,259	
June	10,266	

QUALITY

	Quantity	Base Number	Contract	AT	Region	England
% of FP17s for the same patient ID Re-attending within 3 months - Children	2	109	1.8%	10.7%	12.0%	12.4%
% of FP17s for the same patient ID Re-attending within 3 months - Adults	43	1,544	2.8%	15.2%	15.9%	16.7%
% of FP17s for the same patient ID Re-attending between 3 & 9 months - Children	3	109	2.8%	55.3%	58.6%	57.4%
% of FP17s for the same patient ID Re-attending between 3 & 9 months - Adults	10	1,544	0.6%	48.8%	51.6%	50.5%
% of FP17s for Band 1 Urgent Courses	0	1,488	0.0%	8.4%	8.0%	9.1%
% of FP17s Relating to Free Repair or Replacements	0	1,488	0.0%	0.8%	0.8%	0.8%
% of FP17s Relating to Continuations	0	1,488	0.0%	1.1%	1.3%	1.3%
% of Patients satisfied with the dentistry they have received	2	2	N/A	93.9%	93.1%	93.2%
% of Patients satisfied with the time they had to wait for an appointment	1	2	N/A	90.7%	89.1%	89.0%

* This is based on patients treated on this contract for their most recent course of treatment. Figures in italics indicate the base number of FP17s or Patient Questionnaire responses are less than 100. N/A is shown where the base number of responses is less than 10 during the period. % is calculated as Quantity/Base number*100

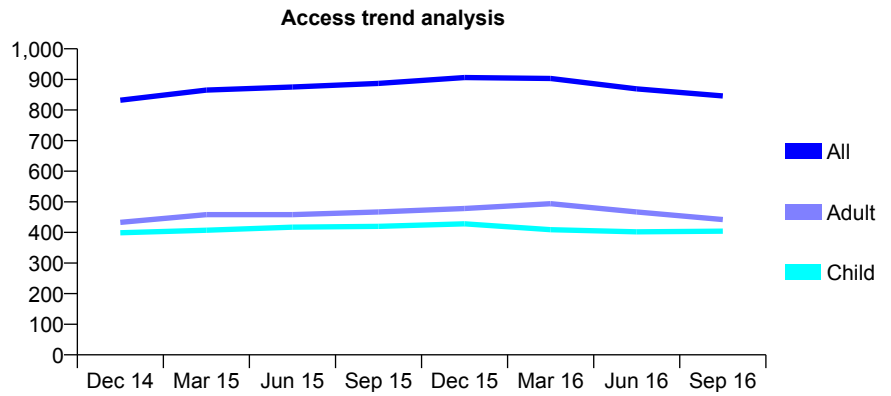
Q57 - Vital Signs At a Glance Contract Report for 185264/0001 - September 2016

Name or company name	Whitehouse Dental Practice
Contract type name	GDS Contract
Purpose of contract	General
Contract start date	17/10/2012
Contract end date	

16/17 Contracted general activity (UDA)	2,138
Carry forward general activity (UDA)	0
16/17 Contracted orthodontic activity (UOA)	0
Carry forward orthodontic activity (UOA)	0
Baseline contract value	£50,099.78

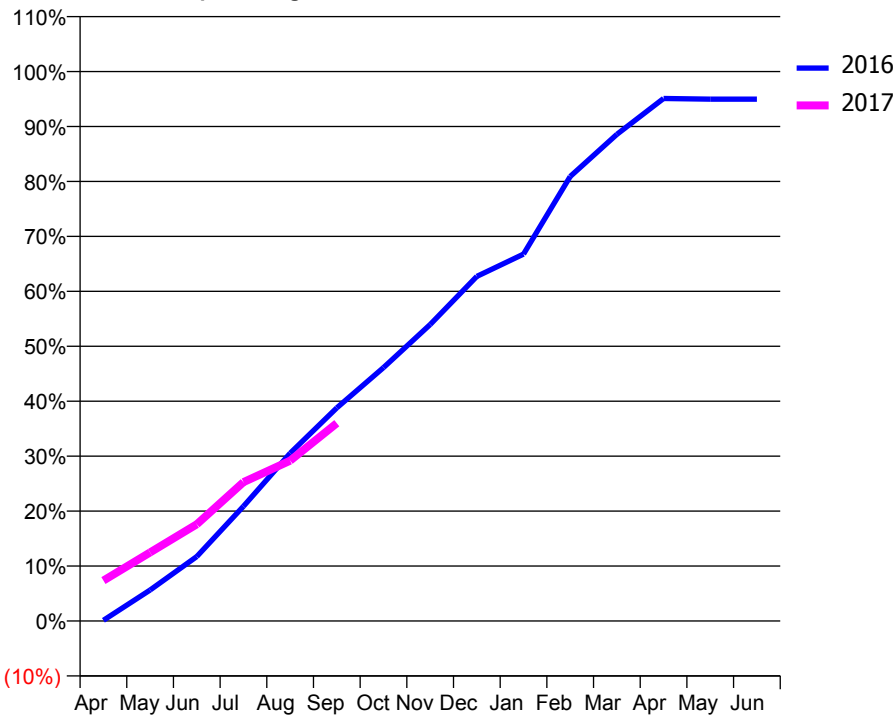
ACCESS*

Patients seen in 24 months	Total	Change since previous quarter
Quarter ending September 2015	887	
Quarter ending December 2015	906	↑
Quarter ending March 2016	903	→
Quarter ending June 2016	869	↓
Quarter ending September 2016	846	↓
Variance since September 2015	(4.6%)	↓



ACTIVITY

Cumulative percentage of contracted UDA delivered 2016 & 2017



Month	Adjusted Scheduled Activity (UDA)	
	2016	2017
April	3	158
May	121	267
June	251	377
July	447	540
August	653	624
September	829	770
October	986	
November	1,154	
December	1,341	
January	1,428	
February	1,730	
March	1,894	
April	2,033	
May	2,030	
June	2,030	

QUALITY

	Quantity	Base Number	Contract	AT	Region	England
% of FP17s for the same patient ID Re-attending within 3 months - Children	26	319	8.2%	10.7%	12.0%	12.4%
% of FP17s for the same patient ID Re-attending within 3 months - Adults	36	257	14.0%	15.2%	15.9%	16.7%
% of FP17s for the same patient ID Re-attending between 3 & 9 months - Children	191	319	59.9%	55.3%	58.6%	57.4%
% of FP17s for the same patient ID Re-attending between 3 & 9 months - Adults	163	257	63.4%	48.8%	51.6%	50.5%
% of FP17s for Band 1 Urgent Courses	39	517	7.5%	8.4%	8.0%	9.1%
% of FP17s Relating to Free Repair or Replacements	0	517	0.0%	0.8%	0.8%	0.8%
% of FP17s Relating to Continuations	1	517	0.2%	1.1%	1.3%	1.3%
% of Patients satisfied with the dentistry they have received	0	0	N/A	93.9%	93.1%	93.2%
% of Patients satisfied with the time they had to wait for an appointment	0	0	N/A	90.7%	89.1%	89.0%

* This is based on patients treated on this contract for their most recent course of treatment. Figures in italics indicate the base number of FP17s or Patient Questionnaire responses are less than 100. N/A is shown where the base number of responses is less than 10 during the period. % is calculated as Quantity/Base number*100

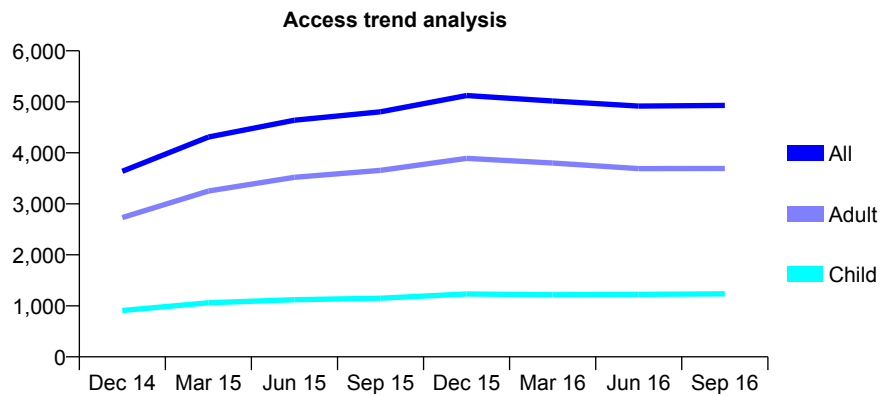
Q57 - Vital Signs At a Glance Contract Report for 187437/0001 - September 2016

Name or company name	Mr H Dhamu and Mr G V Mathew
Contract type name	GDS Contract
Purpose of contract	General
Contract start date	01/12/2013
Contract end date	

16/17 Contracted general activity (UDA)	12,000
Carry forward general activity (UDA)	0
16/17 Contracted orthodontic activity (UOA)	0
Carry forward orthodontic activity (UOA)	0
Baseline contract value	£287,899.33

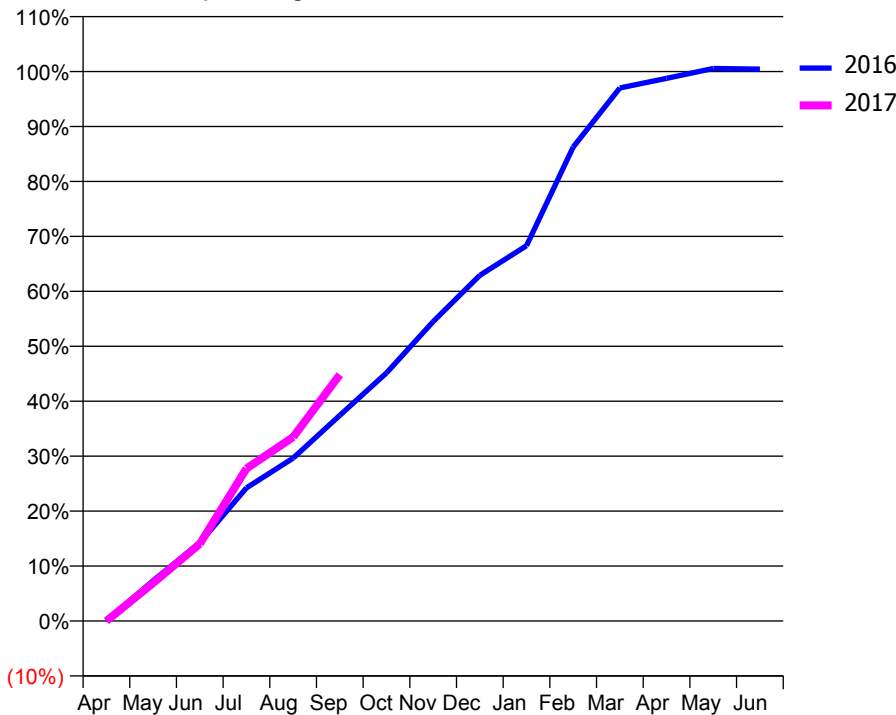
ACCESS*

Patients seen in 24 months	Total	Change since previous quarter
Quarter ending September 2015	4,805	
Quarter ending December 2015	5,124	↑
Quarter ending March 2016	5,016	↓
Quarter ending June 2016	4,917	↓
Quarter ending September 2016	4,930	→
Variance since September 2015	2.6%	↑



ACTIVITY

Cumulative percentage of contracted UDA delivered 2016 & 2017



Month	Adjusted Scheduled Activity (UDA)	
	2016	2017
April	0	0
May	881	829
June	1,709	1,684
July	2,908	3,330
August	3,557	4,016
September	4,492	5,379
October	5,419	
November	6,539	
December	7,549	
January	8,195	
February	10,352	
March	11,640	
April	11,852	
May	12,066	
June	12,053	

QUALITY

	Quantity	Base Number	Contract	AT	Region	England
% of FP17s for the same patient ID Re-attending within 3 months - Children	53	822	6.4%	10.7%	12.0%	12.4%
% of FP17s for the same patient ID Re-attending within 3 months - Adults	328	1,967	16.7%	15.2%	15.9%	16.7%
% of FP17s for the same patient ID Re-attending between 3 & 9 months - Children	404	822	49.1%	55.3%	58.6%	57.4%
% of FP17s for the same patient ID Re-attending between 3 & 9 months - Adults	819	1,967	41.6%	48.8%	51.6%	50.5%
% of FP17s for Band 1 Urgent Courses	401	2,614	15.3%	8.4%	8.0%	9.1%
% of FP17s Relating to Free Repair or Replacements	19	2,614	0.7%	0.8%	0.8%	0.8%
% of FP17s Relating to Continuations	11	2,614	0.4%	1.1%	1.3%	1.3%
% of Patients satisfied with the dentistry they have received	10	13	76.9%	93.9%	93.1%	93.2%
% of Patients satisfied with the time they had to wait for an appointment	10	13	76.9%	90.7%	89.1%	89.0%

* This is based on patients treated on this contract for their most recent course of treatment. Figures in italics indicate the base number of FP17s or Patient Questionnaire responses are less than 100. N/A is shown where the base number of responses is less than 10 during the period. % is calculated as Quantity/Base number*100

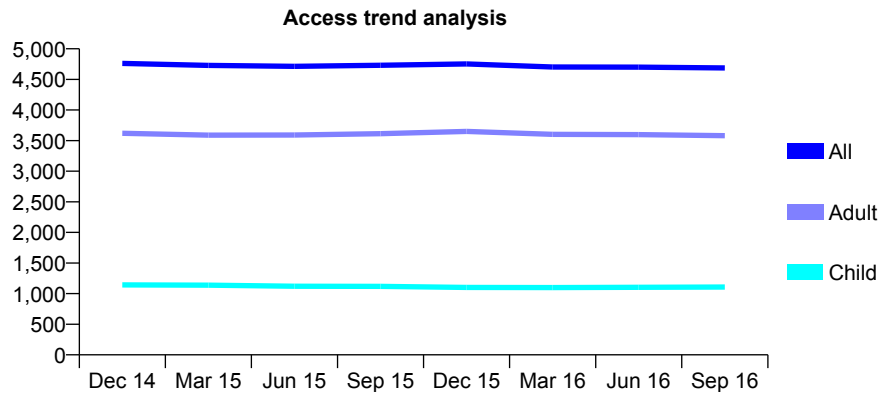
Q57 - Vital Signs At a Glance Contract Report for 187984/0001 - September 2016

Name or company name	JE & HJ McFarlane
Contract type name	GDS Contract
Purpose of contract	General
Contract start date	01/04/2009
Contract end date	

16/17 Contracted general activity (UDA)	14,354
Carry forward general activity (UDA)	-50
16/17 Contracted orthodontic activity (UOA)	0
Carry forward orthodontic activity (UOA)	0
Baseline contract value	£420,035.27

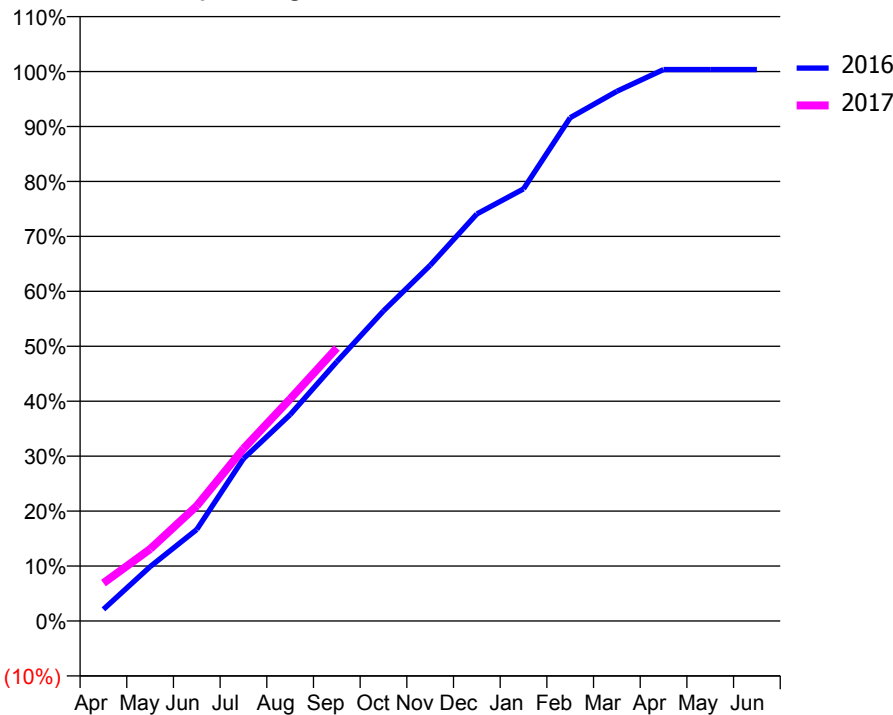
ACCESS*

Patients seen in 24 months	Total	Change since previous quarter
Quarter ending September 2015	4,732	
Quarter ending December 2015	4,752	→
Quarter ending March 2016	4,702	↓
Quarter ending June 2016	4,701	→
Quarter ending September 2016	4,688	→
Variance since September 2015	(0.9%)	→



ACTIVITY

Cumulative percentage of contracted UDA delivered 2016 & 2017



Month	Adjusted Scheduled Activity (UDA)	
	2016	2017
April	303	990
May	1,420	1,878
June	2,390	3,008
July	4,243	4,502
August	5,391	5,800
September	6,774	7,131
October	8,099	
November	9,292	
December	10,631	
January	11,289	
February	13,148	
March	13,837	
April	14,404	
May	14,404	
June	14,404	

QUALITY

	Quantity	Base Number	Contract	AT	Region	England
% of FP17s for the same patient ID Re-attending within 3 months - Children	67	980	6.8%	10.7%	12.0%	12.4%
% of FP17s for the same patient ID Re-attending within 3 months - Adults	646	3,117	20.7%	15.2%	15.9%	16.7%
% of FP17s for the same patient ID Re-attending between 3 & 9 months - Children	637	980	65.0%	55.3%	58.6%	57.4%
% of FP17s for the same patient ID Re-attending between 3 & 9 months - Adults	1,973	3,117	63.3%	48.8%	51.6%	50.5%
% of FP17s for Band 1 Urgent Courses	196	3,771	5.2%	8.4%	8.0%	9.1%
% of FP17s Relating to Free Repair or Replacements	54	3,771	1.4%	0.8%	0.8%	0.8%
% of FP17s Relating to Continuations	33	3,771	0.9%	1.1%	1.3%	1.3%
% of Patients satisfied with the dentistry they have received	14	17	82.4%	93.9%	93.1%	93.2%
% of Patients satisfied with the time they had to wait for an appointment	15	17	88.2%	90.7%	89.1%	89.0%

* This is based on patients treated on this contract for their most recent course of treatment. Figures in italics indicate the base number of FP17s or Patient Questionnaire responses are less than 100. N/A is shown where the base number of responses is less than 10 during the period. % is calculated as Quantity/Base number*100

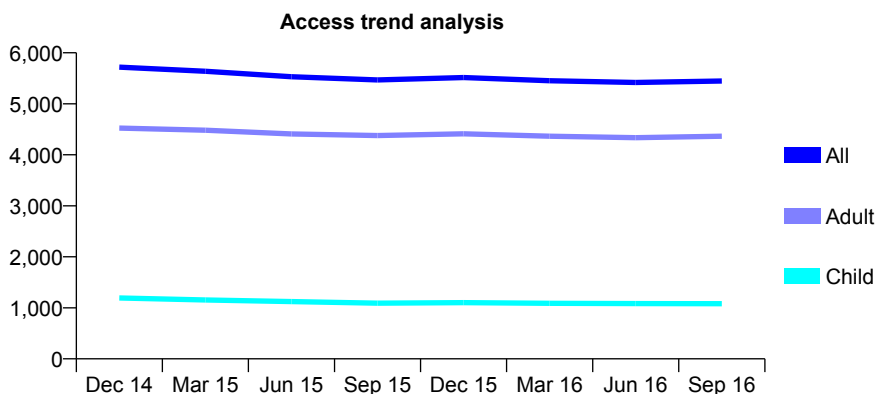
Q57 - Vital Signs At a Glance Contract Report for 188018/0001 - September 2016

Name or company name	Messrs. Lee & Perera
Contract type name	GDS Contract
Purpose of contract	General
Contract start date	01/04/2008
Contract end date	

16/17 Contracted general activity (UDA)	15,000
Carry forward general activity (UDA)	0
16/17 Contracted orthodontic activity (UOA)	0
Carry forward orthodontic activity (UOA)	0
Baseline contract value	£447,634.50

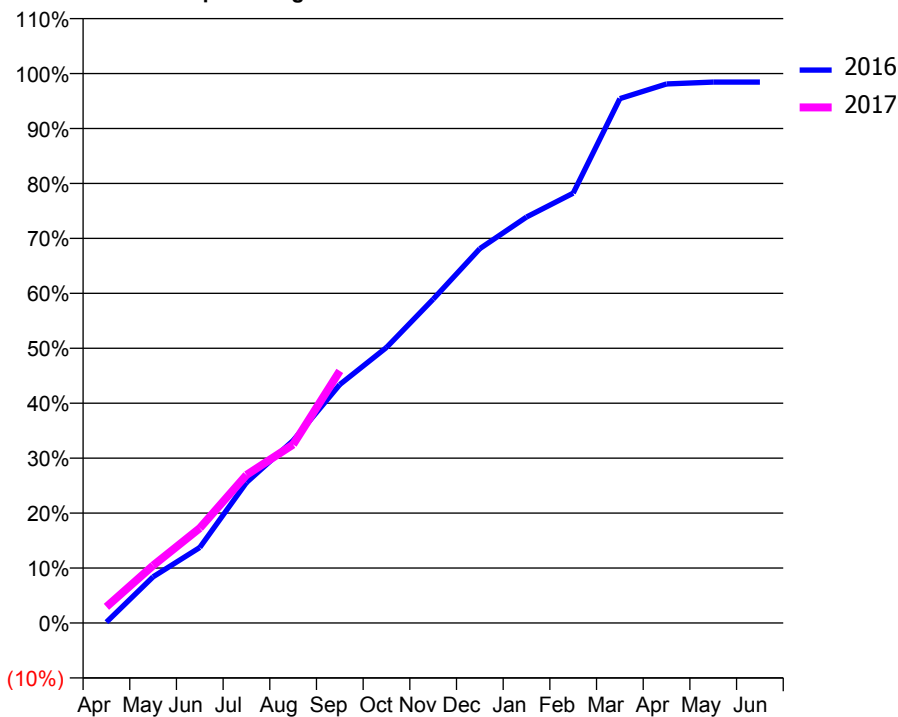
ACCESS*

Patients seen in 24 months	Total	Change since previous quarter
Quarter ending September 2015	5,469	
Quarter ending December 2015	5,515	→
Quarter ending March 2016	5,453	↓
Quarter ending June 2016	5,418	→
Quarter ending September 2016	5,446	→
Variance since September 2015	(0.4%)	→



ACTIVITY

Cumulative percentage of contracted UDA delivered 2016 & 2017



Month	Adjusted Scheduled Activity (UDA)	
	2016	2017
April	24	443
May	1,262	1,572
June	2,062	2,588
July	3,835	4,042
August	4,982	4,873
September	6,512	6,881
October	7,522	
November	8,840	
December	10,221	
January	11,082	
February	11,734	
March	14,314	
April	14,714	
May	14,766	
June	14,766	

QUALITY

	Quantity	Base Number	Contract	AT	Region	England
% of FP17s for the same patient ID Re-attending within 3 months - Children	73	1,051	6.9%	10.7%	12.0%	12.4%
% of FP17s for the same patient ID Re-attending within 3 months - Adults	435	2,860	15.2%	15.2%	15.9%	16.7%
% of FP17s for the same patient ID Re-attending between 3 & 9 months - Children	651	1,051	61.9%	55.3%	58.6%	57.4%
% of FP17s for the same patient ID Re-attending between 3 & 9 months - Adults	1,332	2,860	46.6%	48.8%	51.6%	50.5%
% of FP17s for Band 1 Urgent Courses	419	3,650	11.5%	8.4%	8.0%	9.1%
% of FP17s Relating to Free Repair or Replacements	20	3,650	0.5%	0.8%	0.8%	0.8%
% of FP17s Relating to Continuations	52	3,650	1.4%	1.1%	1.3%	1.3%
% of Patients satisfied with the dentistry they have received	7	7	N/A	93.9%	93.1%	93.2%
% of Patients satisfied with the time they had to wait for an appointment	7	7	N/A	90.7%	89.1%	89.0%

* This is based on patients treated on this contract for their most recent course of treatment. Figures in italics indicate the base number of FP17s or Patient Questionnaire responses are less than 100. N/A is shown where the base number of responses is less than 10 during the period. % is calculated as Quantity/Base number*100

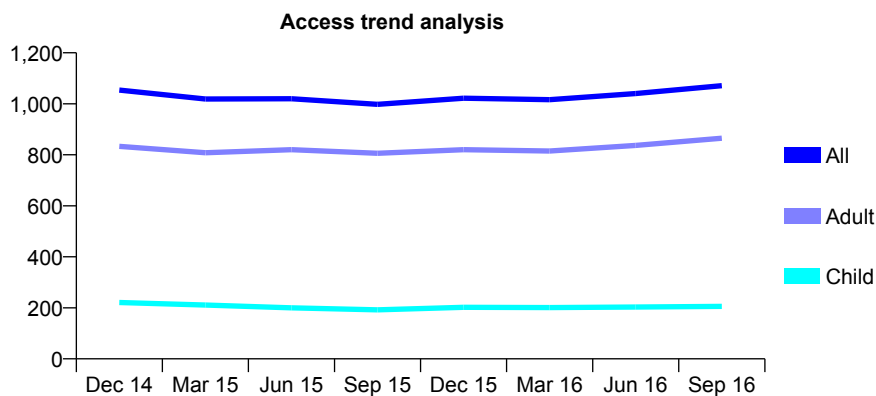
Q57 - Vital Signs At a Glance Contract Report for 188190/0001 - September 2016

Name or company name	J & S Essex
Contract type name	GDS Contract
Purpose of contract	General
Contract start date	01/11/2008
Contract end date	

16/17 Contracted general activity (UDA)	4,000
Carry forward general activity (UDA)	68
16/17 Contracted orthodontic activity (UOA)	0
Carry forward orthodontic activity (UOA)	0
Baseline contract value	£93,877.04

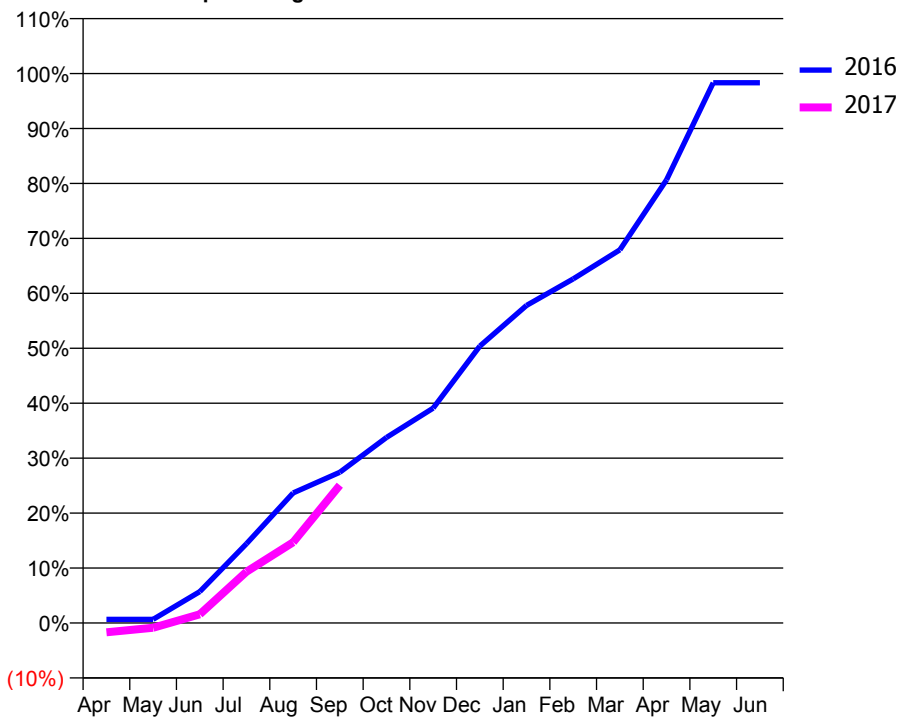
ACCESS*

Patients seen in 24 months	Total	Change since previous quarter
Quarter ending September 2015	998	
Quarter ending December 2015	1,022	↑
Quarter ending March 2016	1,016	→
Quarter ending June 2016	1,040	↑
Quarter ending September 2016	1,071	↑
Variance since September 2015	7.3%	↑



ACTIVITY

Cumulative percentage of contracted UDA delivered 2016 & 2017



Month	Adjusted Scheduled Activity (UDA)	
	2016	2017
April	27	-68
May	27	-36
June	229	64
July	577	373
August	947	588
September	1,098	1,004
October	1,350	
November	1,564	
December	2,015	
January	2,311	
February	2,505	
March	2,716	
April	3,226	
May	3,932	
June	3,932	

QUALITY

	Quantity	Base Number	Contract	AT	Region	England
% of FP17s for the same patient ID Re-attending within 3 months - Children	12	155	7.7%	10.7%	12.0%	12.4%
% of FP17s for the same patient ID Re-attending within 3 months - Adults	88	587	15.0%	15.2%	15.9%	16.7%
% of FP17s for the same patient ID Re-attending between 3 & 9 months - Children	55	155	35.5%	55.3%	58.6%	57.4%
% of FP17s for the same patient ID Re-attending between 3 & 9 months - Adults	226	587	38.5%	48.8%	51.6%	50.5%
% of FP17s for Band 1 Urgent Courses	33	403	8.2%	8.4%	8.0%	9.1%
% of FP17s Relating to Free Repair or Replacements	1	403	0.2%	0.8%	0.8%	0.8%
% of FP17s Relating to Continuations	1	403	0.2%	1.1%	1.3%	1.3%
% of Patients satisfied with the dentistry they have received	1	1	N/A	93.9%	93.1%	93.2%
% of Patients satisfied with the time they had to wait for an appointment	1	1	N/A	90.7%	89.1%	89.0%

* This is based on patients treated on this contract for their most recent course of treatment. Figures in italics indicate the base number of FP17s or Patient Questionnaire responses are less than 100. N/A is shown where the base number of responses is less than 10 during the period. % is calculated as Quantity/Base number*100

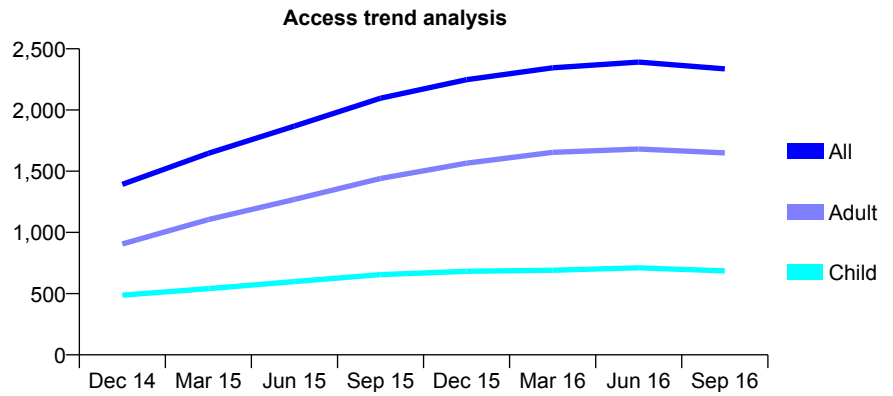
Q57 - Vital Signs At a Glance Contract Report for 188654/0001 - September 2016

Name or company name	Julie Sutton & James Nelson
Contract type name	GDS Contract
Purpose of contract	General
Contract start date	01/05/2014
Contract end date	

16/17 Contracted general activity (UDA)	6,031
Carry forward general activity (UDA)	0
16/17 Contracted orthodontic activity (UOA)	0
Carry forward orthodontic activity (UOA)	0
Baseline contract value	£150,243.85

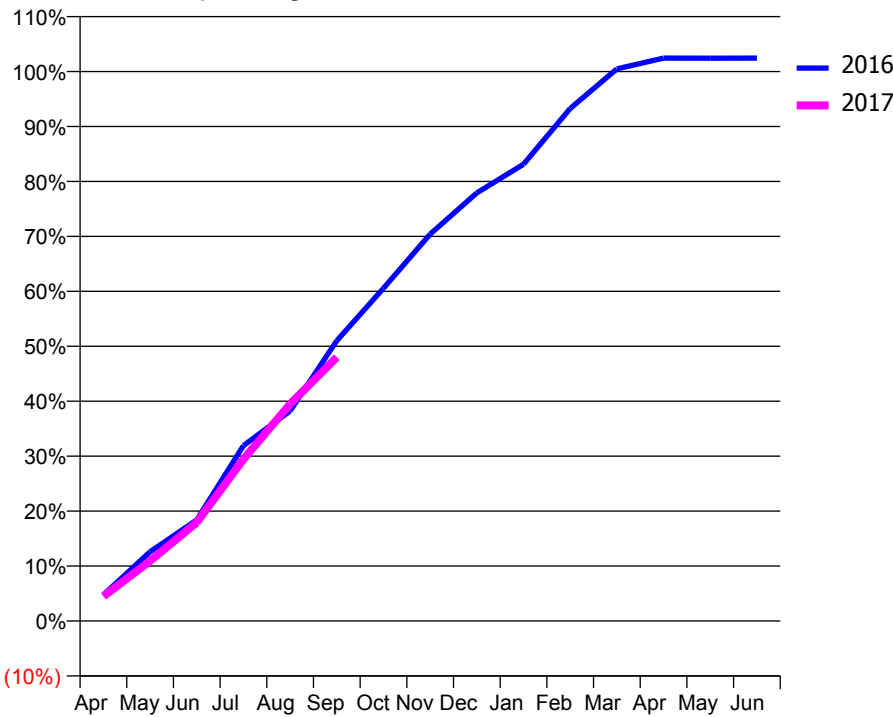
ACCESS*

Patients seen in 24 months	Total	Change since previous quarter
Quarter ending September 2015	2,096	
Quarter ending December 2015	2,248	↑
Quarter ending March 2016	2,345	↑
Quarter ending June 2016	2,392	↑
Quarter ending September 2016	2,336	↓
Variance since September 2015	11.5%	↑



ACTIVITY

Cumulative percentage of contracted UDA delivered 2016 & 2017



Month	Adjusted Scheduled Activity (UDA)	
	2016	2017
April	287	270
May	760	659
June	1,110	1,083
July	1,925	1,776
August	2,305	2,382
September	3,078	2,896
October	3,652	
November	4,246	
December	4,699	
January	5,013	
February	5,626	
March	6,060	
April	6,178	
May	6,177	
June	6,178	

QUALITY

	Quantity	Base Number	Contract	AT	Region	England
% of FP17s for the same patient ID Re-attending within 3 months - Children	23	480	4.8%	10.7%	12.0%	12.4%
% of FP17s for the same patient ID Re-attending within 3 months - Adults	115	977	11.8%	15.2%	15.9%	16.7%
% of FP17s for the same patient ID Re-attending between 3 & 9 months - Children	256	480	53.3%	55.3%	58.6%	57.4%
% of FP17s for the same patient ID Re-attending between 3 & 9 months - Adults	496	977	50.8%	48.8%	51.6%	50.5%
% of FP17s for Band 1 Urgent Courses	94	1,387	6.8%	8.4%	8.0%	9.1%
% of FP17s Relating to Free Repair or Replacements	7	1,387	0.5%	0.8%	0.8%	0.8%
% of FP17s Relating to Continuations	5	1,387	0.4%	1.1%	1.3%	1.3%
% of Patients satisfied with the dentistry they have received	4	4	N/A	93.9%	93.1%	93.2%
% of Patients satisfied with the time they had to wait for an appointment	3	4	N/A	90.7%	89.1%	89.0%

* This is based on patients treated on this contract for their most recent course of treatment. Figures in italics indicate the base number of FP17s or Patient Questionnaire responses are less than 100. N/A is shown where the base number of responses is less than 10 during the period. % is calculated as Quantity/Base number*100

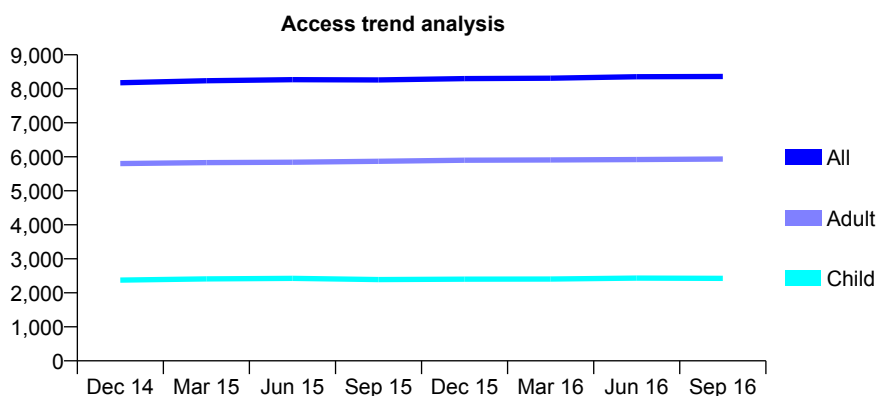
Q57 - Vital Signs At a Glance Contract Report for 191051/0001 - September 2016

Name or company name	Chelmer Village Associates Ltd
Contract type name	GDS Contract
Purpose of contract	General
Contract start date	01/04/2008
Contract end date	

16/17 Contracted general activity (UDA)	20,550
Carry forward general activity (UDA)	373
16/17 Contracted orthodontic activity (UOA)	0
Carry forward orthodontic activity (UOA)	0
Baseline contract value	£535,266.77

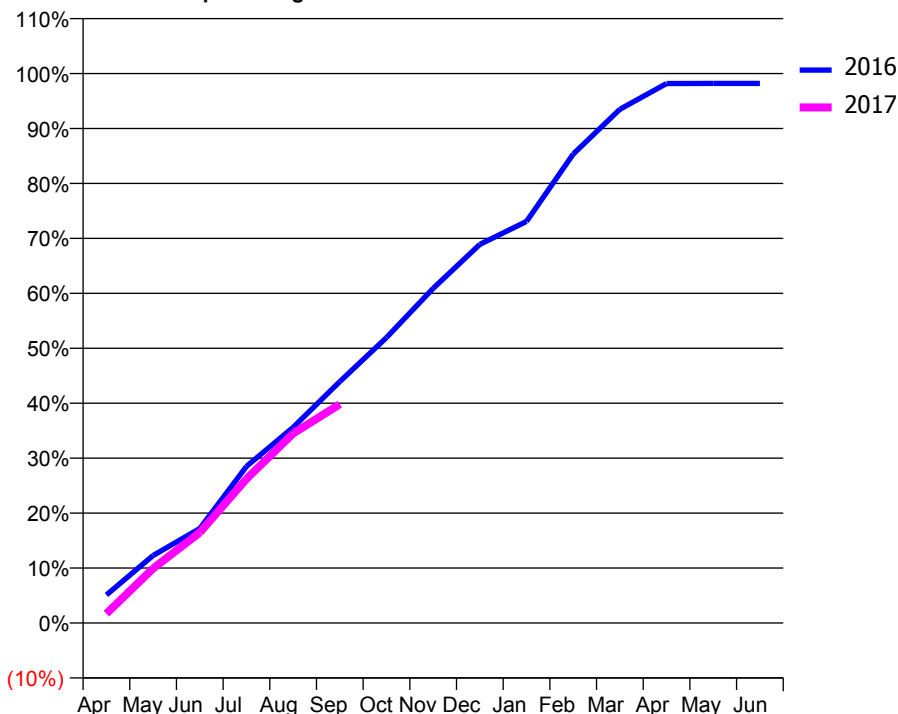
ACCESS*

Patients seen in 24 months	Total	Change since previous quarter
Quarter ending September 2015	8,262	
Quarter ending December 2015	8,299	→
Quarter ending March 2016	8,312	→
Quarter ending June 2016	8,356	→
Quarter ending September 2016	8,361	→
Variance since September 2015	1.2%	→



ACTIVITY

Cumulative percentage of contracted UDA delivered 2016 & 2017



Adjusted Scheduled Activity (UDA)

Month	2016	2017
April	1,051	353
May	2,528	2,044
June	3,534	3,384
July	5,859	5,387
August	7,319	7,086
September	9,027	8,179
October	10,676	
November	12,516	
December	14,158	
January	15,019	
February	17,534	
March	19,210	
April	20,173	
May	20,177	
June	20,177	

QUALITY

	Quantity	Base Number	Contract	AT	Region	England
% of FP17s for the same patient ID Re-attending within 3 months - Children	151	1,549	9.7%	10.7%	12.0%	12.4%
% of FP17s for the same patient ID Re-attending within 3 months - Adults	526	3,088	17.0%	15.2%	15.9%	16.7%
% of FP17s for the same patient ID Re-attending between 3 & 9 months - Children	514	1,549	33.2%	55.3%	58.6%	57.4%
% of FP17s for the same patient ID Re-attending between 3 & 9 months - Adults	881	3,088	28.5%	48.8%	51.6%	50.5%
% of FP17s for Band 1 Urgent Courses	401	4,242	9.5%	8.4%	8.0%	9.1%
% of FP17s Relating to Free Repair or Replacements	50	4,242	1.2%	0.8%	0.8%	0.8%
% of FP17s Relating to Continuations	53	4,242	1.2%	1.1%	1.3%	1.3%
% of Patients satisfied with the dentistry they have received	2	2	N/A	93.9%	93.1%	93.2%
% of Patients satisfied with the time they had to wait for an appointment	1	2	N/A	90.7%	89.1%	89.0%

* This is based on patients treated on this contract for their most recent course of treatment. Figures in italics indicate the base number of FP17s or Patient Questionnaire responses are less than 100. N/A is shown where the base number of responses is less than 10 during the period. % is calculated as Quantity/Base number*100

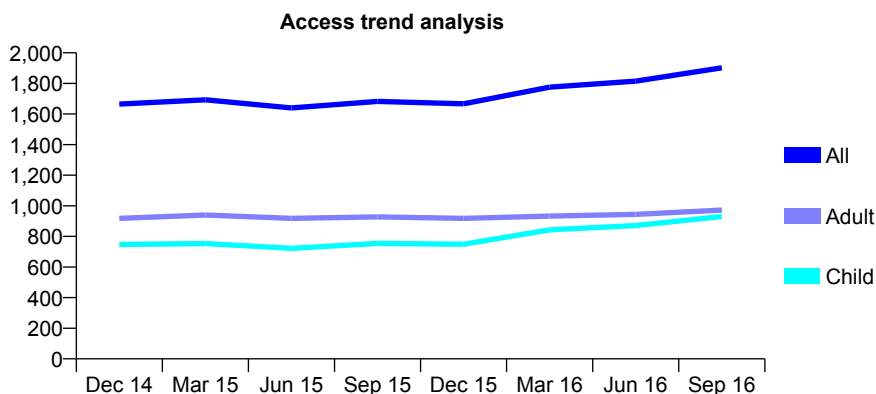
Q57 - Vital Signs At a Glance Contract Report for 191957/0002 - September 2016

Name or company name	South West Essex Primary Care Trust
Contract type name	PDS Contract
Purpose of contract	General
Contract start date	01/04/2006
Contract end date	30/09/2016

16/17 Contracted general activity (UDA)	2,012
Carry forward general activity (UDA)	0
16/17 Contracted orthodontic activity (UOA)	0
Carry forward orthodontic activity (UOA)	0
Baseline contract value	£0.00

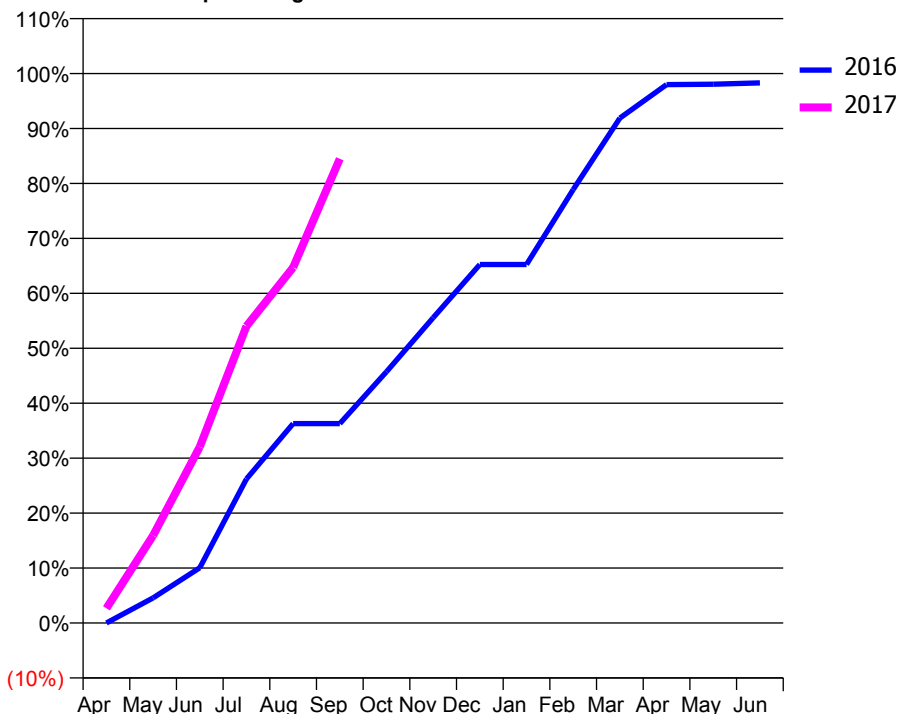
ACCESS*

Patients seen in 24 months	Total	Change since previous quarter
Quarter ending September 2015	1,682	
Quarter ending December 2015	1,667	→
Quarter ending March 2016	1,776	↑
Quarter ending June 2016	1,815	↑
Quarter ending September 2016	1,902	↑
Variance since September 2015	13.1%	↑



ACTIVITY

Cumulative percentage of contracted UDA delivered 2016 & 2017



Month	Adjusted Scheduled Activity (UDA)	
	2016	2017
April	0	54
May	184	320
June	404	645
July	1,055	1,087
August	1,460	1,302
September	1,460	1,700
October	1,840	
November	2,235	
December	2,625	
January	2,625	
February	3,173	
March	3,697	
April	3,942	
May	3,945	
June	3,954	

QUALITY

	Quantity	Base Number	Contract	AT	Region	England
% of FP17s for the same patient ID Re-attending within 3 months - Children	27	610	4.4%	10.7%	12.0%	12.4%
% of FP17s for the same patient ID Re-attending within 3 months - Adults	36	411	8.8%	15.2%	15.9%	16.7%
% of FP17s for the same patient ID Re-attending between 3 & 9 months - Children	155	610	25.4%	55.3%	58.6%	57.4%
% of FP17s for the same patient ID Re-attending between 3 & 9 months - Adults	120	411	29.2%	48.8%	51.6%	50.5%
% of FP17s for Band 1 Urgent Courses	39	881	4.4%	8.4%	8.0%	9.1%
% of FP17s Relating to Free Repair or Replacements	1	881	0.1%	0.8%	0.8%	0.8%
% of FP17s Relating to Continuations	6	881	0.7%	1.1%	1.3%	1.3%
% of Patients satisfied with the dentistry they have received	1	1	N/A	93.9%	93.1%	93.2%
% of Patients satisfied with the time they had to wait for an appointment	1	1	N/A	90.7%	89.1%	89.0%

* This is based on patients treated on this contract for their most recent course of treatment. Figures in italics indicate the base number of FP17s or Patient Questionnaire responses are less than 100. N/A is shown where the base number of responses is less than 10 during the period. % is calculated as Quantity/Base number*100

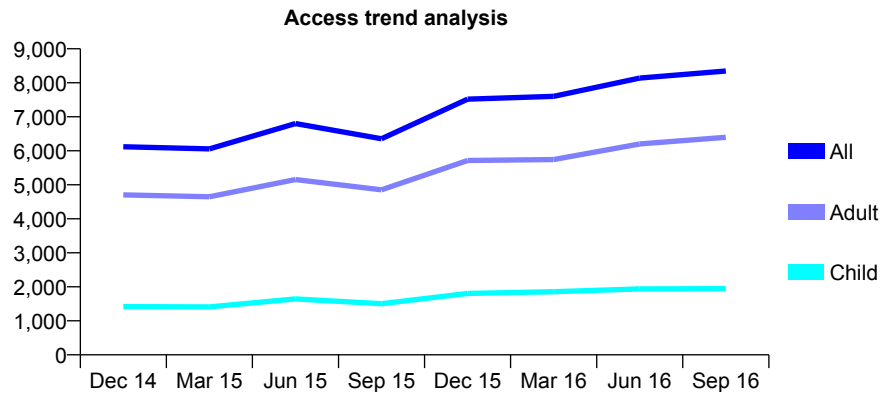
Q57 - Vital Signs At a Glance Contract Report for 195413/0001 - September 2016

Name or company name	Clacton Dental Care
Contract type name	GDS Contract
Purpose of contract	General
Contract start date	01/04/2010
Contract end date	

16/17 Contracted general activity (UDA)	25,126
Carry forward general activity (UDA)	-227
16/17 Contracted orthodontic activity (UOA)	0
Carry forward orthodontic activity (UOA)	0
Baseline contract value	£679,850.02

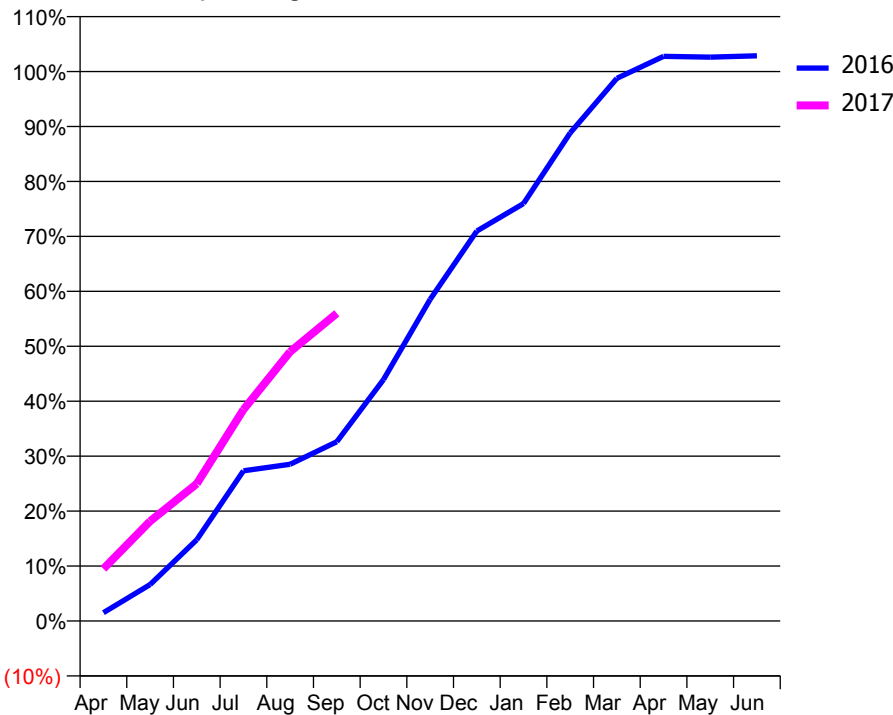
ACCESS*

Patients seen in 24 months	Total	Change since previous quarter
Quarter ending September 2015	6,355	
Quarter ending December 2015	7,520	↑
Quarter ending March 2016	7,601	→
Quarter ending June 2016	8,140	↑
Quarter ending September 2016	8,347	↑
Variance since September 2015	31.3%	↑



ACTIVITY

Cumulative percentage of contracted UDA delivered 2016 & 2017



Month	Adjusted Scheduled Activity (UDA)	
	2016	2017
April	378	2,388
May	1,668	4,561
June	3,714	6,275
July	6,871	9,670
August	7,165	12,311
September	8,200	14,067
October	11,037	
November	14,712	
December	17,830	
January	19,090	
February	22,316	
March	24,810	
April	25,819	
May	25,782	
June	25,844	

QUALITY

	Quantity	Base Number	Contract	AT	Region	England
% of FP17s for the same patient ID Re-attending within 3 months - Children	126	1,535	8.2%	10.7%	12.0%	12.4%
% of FP17s for the same patient ID Re-attending within 3 months - Adults	694	4,857	14.3%	15.2%	15.9%	16.7%
% of FP17s for the same patient ID Re-attending between 3 & 9 months - Children	569	1,535	37.1%	55.3%	58.6%	57.4%
% of FP17s for the same patient ID Re-attending between 3 & 9 months - Adults	1,327	4,857	27.3%	48.8%	51.6%	50.5%
% of FP17s for Band 1 Urgent Courses	954	5,382	17.7%	8.4%	8.0%	9.1%
% of FP17s Relating to Free Repair or Replacements	21	5,382	0.4%	0.8%	0.8%	0.8%
% of FP17s Relating to Continuations	21	5,382	0.4%	1.1%	1.3%	1.3%
% of Patients satisfied with the dentistry they have received	16	20	80.0%	93.9%	93.1%	93.2%
% of Patients satisfied with the time they had to wait for an appointment	18	20	90.0%	90.7%	89.1%	89.0%

* This is based on patients treated on this contract for their most recent course of treatment. Figures in italics indicate the base number of FP17s or Patient Questionnaire responses are less than 100. N/A is shown where the base number of responses is less than 10 during the period. % is calculated as Quantity/Base number*100

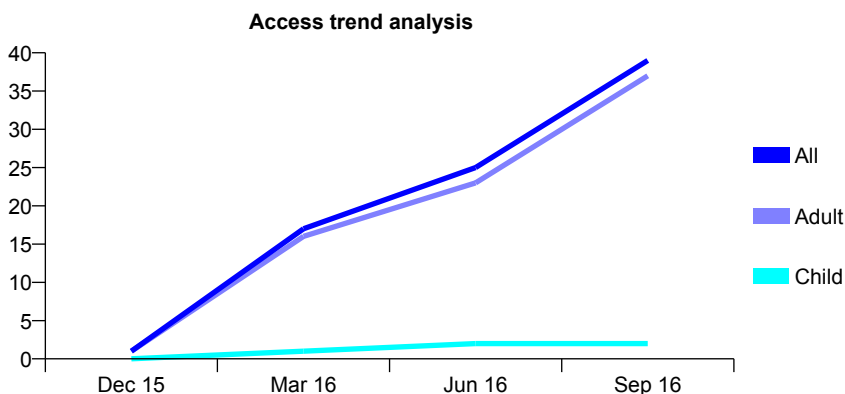
Q57 - Vital Signs At a Glance Contract Report for 195413/0004 - September 2016

Name or company name	Clacton Dental Care
Contract type name	GDS Contract
Purpose of contract	General
Contract start date	01/04/2015
Contract end date	

16/17 Contracted general activity (UDA)	547
Carry forward general activity (UDA)	0
16/17 Contracted orthodontic activity (UOA)	0
Carry forward orthodontic activity (UOA)	0
Baseline contract value	£14,806.65

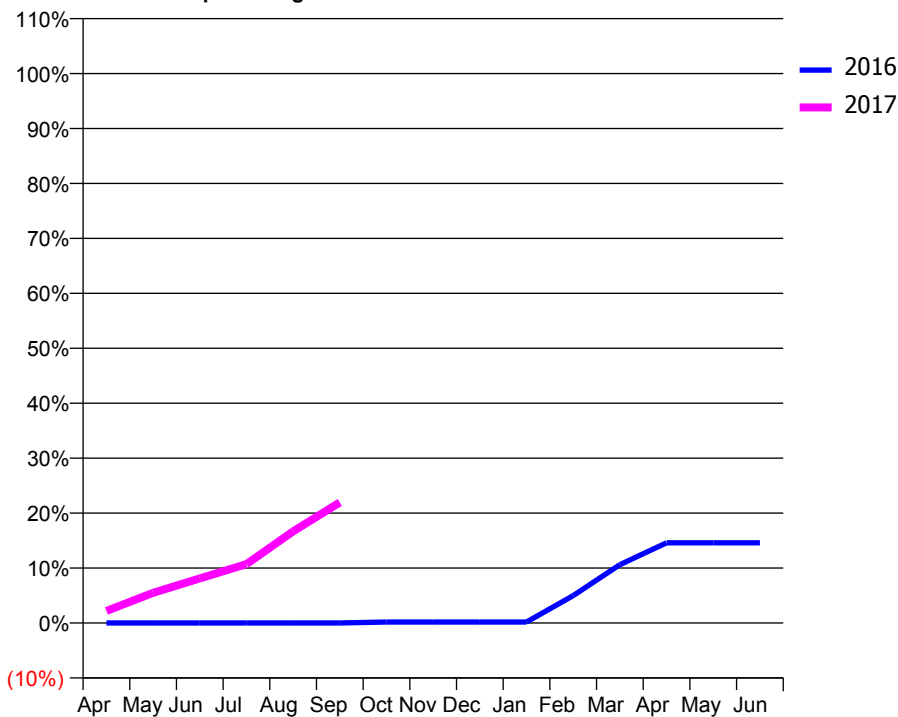
ACCESS*

Patients seen in 24 months	Total	Change since previous quarter
Quarter ending September 2015	0	
Quarter ending December 2015	1	↑
Quarter ending March 2016	17	↑
Quarter ending June 2016	25	↑
Quarter ending September 2016	39	↑
Variance since September 2015	N/A	



ACTIVITY

Cumulative percentage of contracted UDA delivered 2016 & 2017



Adjusted Scheduled Activity (UDA)

Month	2016	2017
April	0	12
May	0	30
June	0	44
July	0	59
August	0	91
September	0	120
October	1	
November	1	
December	1	
January	1	
February	29	
March	61	
April	84	
May	84	
June	84	

QUALITY

	Quantity	Base Number	Contract	AT	Region	England
% of FP17s for the same patient ID Re-attending within 3 months - Children	0	12	0.0%	10.7%	12.0%	12.4%
% of FP17s for the same patient ID Re-attending within 3 months - Adults	0	106	0.0%	15.2%	15.9%	16.7%
% of FP17s for the same patient ID Re-attending between 3 & 9 months - Children	0	12	0.0%	55.3%	58.6%	57.4%
% of FP17s for the same patient ID Re-attending between 3 & 9 months - Adults	0	106	0.0%	48.8%	51.6%	50.5%
% of FP17s for Band 1 Urgent Courses	95	99	96.0%	8.4%	8.0%	9.1%
% of FP17s Relating to Free Repair or Replacements	0	99	0.0%	0.8%	0.8%	0.8%
% of FP17s Relating to Continuations	0	99	0.0%	1.1%	1.3%	1.3%
% of Patients satisfied with the dentistry they have received	0	0	N/A	93.9%	93.1%	93.2%
% of Patients satisfied with the time they had to wait for an appointment	0	0	N/A	90.7%	89.1%	89.0%

* This is based on patients treated on this contract for their most recent course of treatment. Figures in italics indicate the base number of FP17s or Patient Questionnaire responses are less than 100. N/A is shown where the base number of responses is less than 10 during the period. % is calculated as Quantity/Base number*100

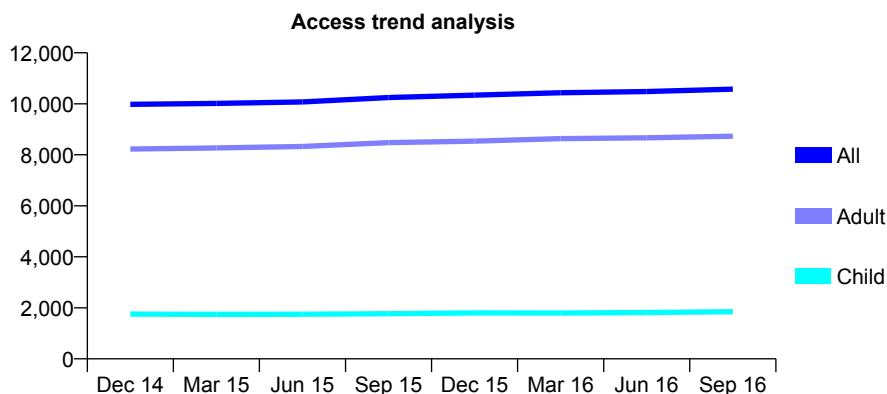
Q57 - Vital Signs At a Glance Contract Report for 195456/0001 - September 2016

Name or company name	M C Dentistry Ltd
Contract type name	GDS Contract
Purpose of contract	General
Contract start date	01/04/2011
Contract end date	

16/17 Contracted general activity (UDA)	33,500
Carry forward general activity (UDA)	0
16/17 Contracted orthodontic activity (UOA)	0
Carry forward orthodontic activity (UOA)	0
Baseline contract value	£845,821.04

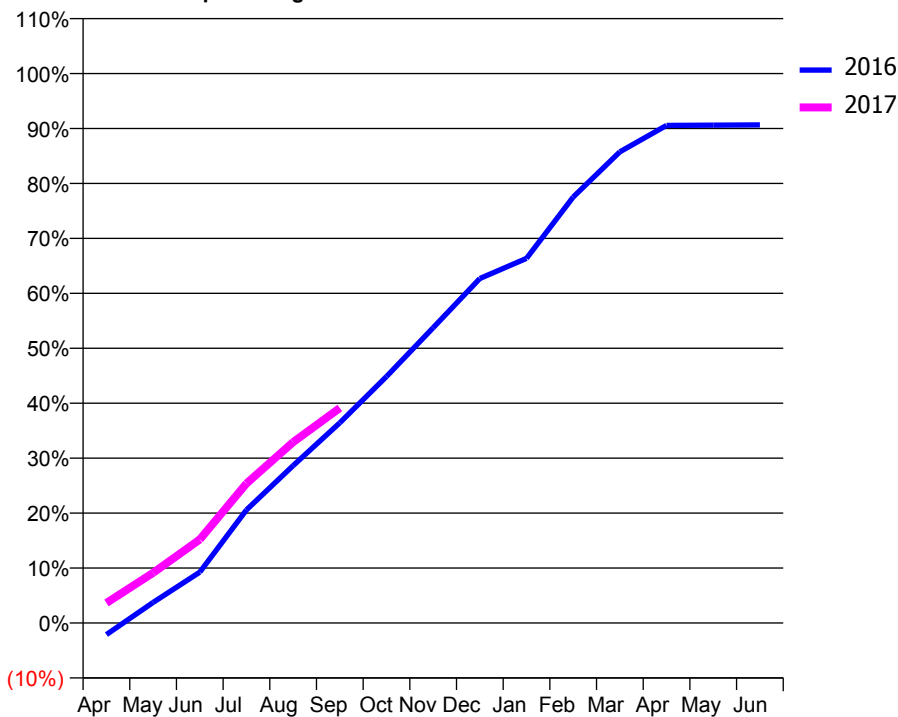
ACCESS*

Patients seen in 24 months	Total	Change since previous quarter
Quarter ending September 2015	10,248	
Quarter ending December 2015	10,338	→
Quarter ending March 2016	10,434	→
Quarter ending June 2016	10,483	→
Quarter ending September 2016	10,577	→
Variance since September 2015	3.2%	↑



ACTIVITY

Cumulative percentage of contracted UDA delivered 2016 & 2017



Month	Adjusted Scheduled Activity (UDA)	
	2016	2017
April	-708	1,224
May	1,253	3,063
June	3,104	5,092
July	6,896	8,508
August	9,597	11,028
September	12,205	13,108
October	15,030	
November	18,004	
December	21,001	
January	22,231	
February	25,973	
March	28,726	
April	30,339	
May	30,353	
June	30,368	

QUALITY

	Quantity	Base Number	Contract	AT	Region	England
% of FP17s for the same patient ID Re-attending within 3 months - Children	76	1,407	5.4%	10.7%	12.0%	12.4%
% of FP17s for the same patient ID Re-attending within 3 months - Adults	740	6,116	12.1%	15.2%	15.9%	16.7%
% of FP17s for the same patient ID Re-attending between 3 & 9 months - Children	830	1,407	59.0%	55.3%	58.6%	57.4%
% of FP17s for the same patient ID Re-attending between 3 & 9 months - Adults	3,574	6,116	58.4%	48.8%	51.6%	50.5%
% of FP17s for Band 1 Urgent Courses	584	6,790	8.6%	8.4%	8.0%	9.1%
% of FP17s Relating to Free Repair or Replacements	31	6,790	0.5%	0.8%	0.8%	0.8%
% of FP17s Relating to Continuations	84	6,790	1.2%	1.1%	1.3%	1.3%
% of Patients satisfied with the dentistry they have received	18	18	100.0%	93.9%	93.1%	93.2%
% of Patients satisfied with the time they had to wait for an appointment	17	18	94.4%	90.7%	89.1%	89.0%

* This is based on patients treated on this contract for their most recent course of treatment. Figures in italics indicate the base number of FP17s or Patient Questionnaire responses are less than 100. N/A is shown where the base number of responses is less than 10 during the period. % is calculated as Quantity/Base number*100

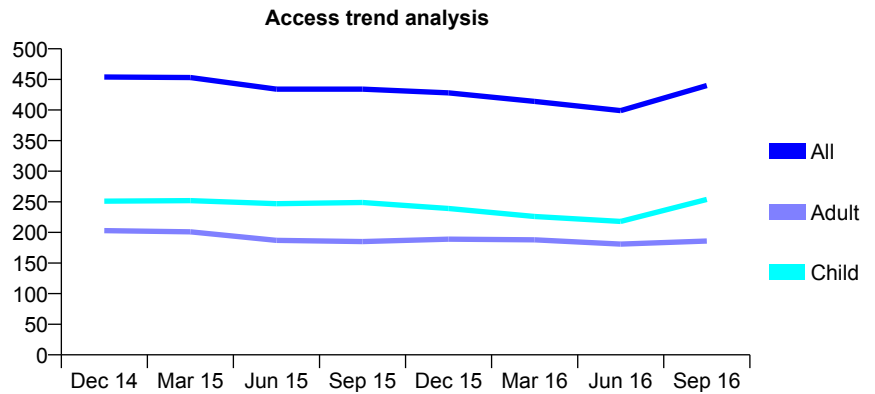
Q57 - Vital Signs At a Glance Contract Report for 195731/0001 - September 2016

Name or company name	David Dundas (Dental Surgeon) Ltd
Contract type name	GDS Contract
Purpose of contract	General
Contract start date	01/11/2010
Contract end date	

16/17 Contracted general activity (UDA)	950
Carry forward general activity (UDA)	0
16/17 Contracted orthodontic activity (UOA)	0
Carry forward orthodontic activity (UOA)	0
Baseline contract value	£21,241.06

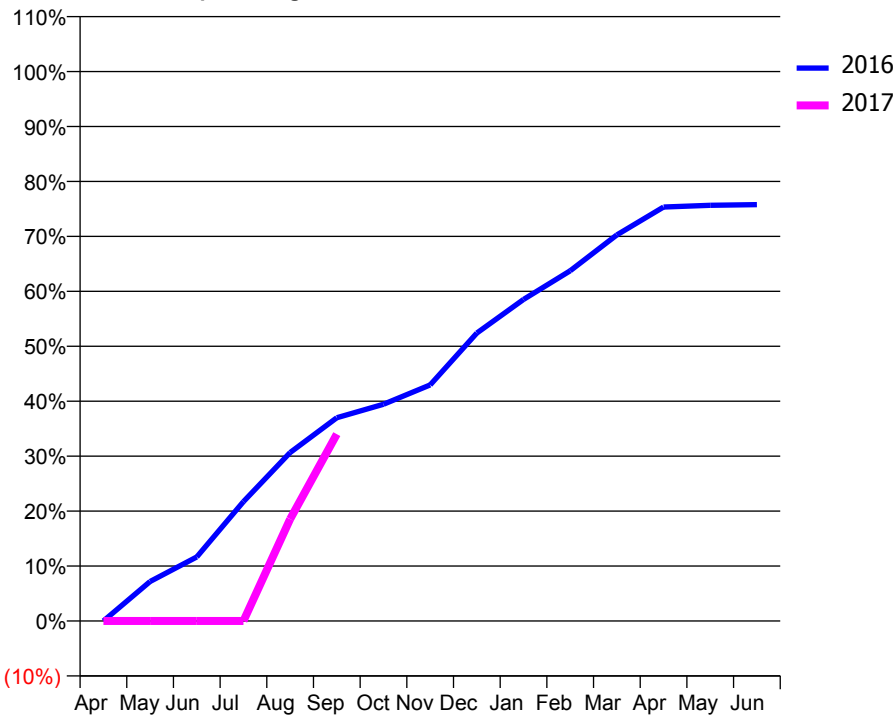
ACCESS*

Patients seen in 24 months	Total	Change since previous quarter
Quarter ending September 2015	434	
Quarter ending December 2015	428	↓
Quarter ending March 2016	414	↓
Quarter ending June 2016	399	↓
Quarter ending September 2016	440	↑
Variance since September 2015	1.4%	→



ACTIVITY

Cumulative percentage of contracted UDA delivered 2016 & 2017



Month	Adjusted Scheduled Activity (UDA)	
	2016	2017
April	0	0
May	68	0
June	111	0
July	206	0
August	291	176
September	351	323
October	375	
November	408	
December	498	
January	556	
February	605	
March	668	
April	716	
May	719	
June	720	

QUALITY

	Quantity	Base Number	Contract	AT	Region	England
% of FP17s for the same patient ID Re-attending within 3 months - Children	3	150	2.0%	10.7%	12.0%	12.4%
% of FP17s for the same patient ID Re-attending within 3 months - Adults	8	78	10.3%	15.2%	15.9%	16.7%
% of FP17s for the same patient ID Re-attending between 3 & 9 months - Children	81	150	54.0%	55.3%	58.6%	57.4%
% of FP17s for the same patient ID Re-attending between 3 & 9 months - Adults	27	78	34.6%	48.8%	51.6%	50.5%
% of FP17s for Band 1 Urgent Courses	16	197	8.1%	8.4%	8.0%	9.1%
% of FP17s Relating to Free Repair or Replacements	0	197	0.0%	0.8%	0.8%	0.8%
% of FP17s Relating to Continuations	0	197	0.0%	1.1%	1.3%	1.3%
% of Patients satisfied with the dentistry they have received	2	2	N/A	93.9%	93.1%	93.2%
% of Patients satisfied with the time they had to wait for an appointment	2	2	N/A	90.7%	89.1%	89.0%

* This is based on patients treated on this contract for their most recent course of treatment. Figures in italics indicate the base number of FP17s or Patient Questionnaire responses are less than 100. N/A is shown where the base number of responses is less than 10 during the period. % is calculated as Quantity/Base number*100

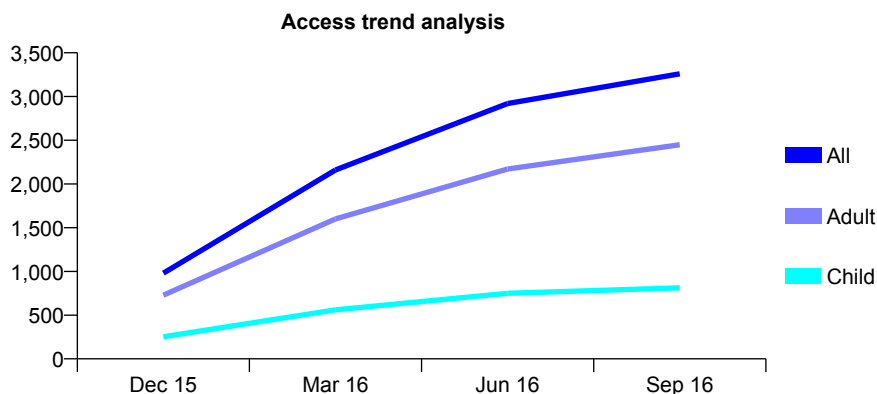
Q57 - Vital Signs At a Glance Contract Report for 198331/0001 - September 2016

Name or company name	Clear Springs Dental Practice
Contract type name	GDS Contract
Purpose of contract	General
Contract start date	16/10/2015
Contract end date	

16/17 Contracted general activity (UDA)	12,445
Carry forward general activity (UDA)	-249
16/17 Contracted orthodontic activity (UOA)	0
Carry forward orthodontic activity (UOA)	0
Baseline contract value	£294,988.06

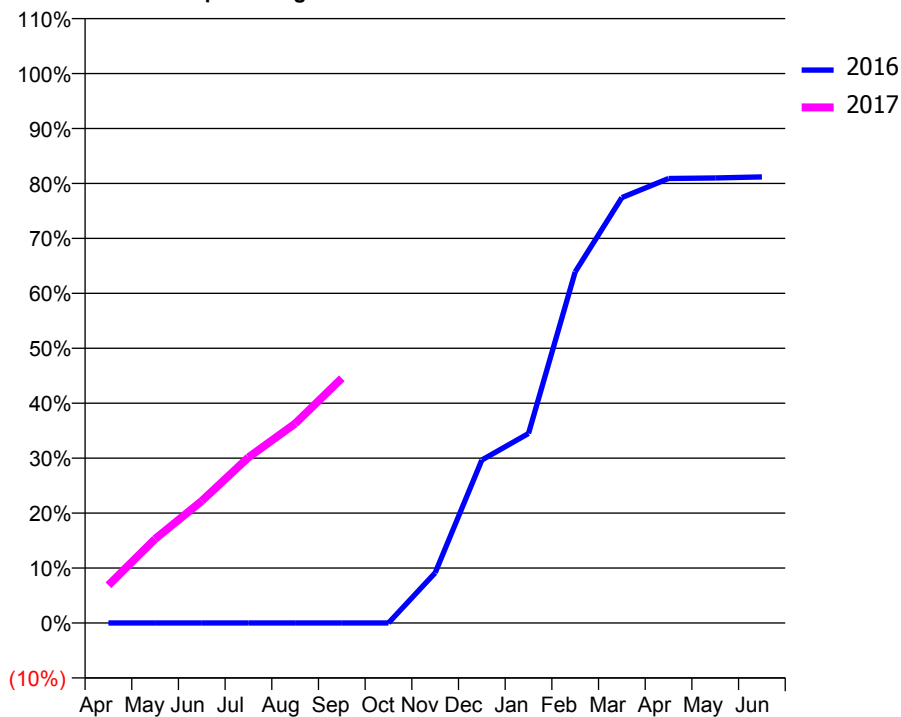
ACCESS*

Patients seen in 24 months	Total	Change since previous quarter
Quarter ending September 2015	0	
Quarter ending December 2015	980	↑
Quarter ending March 2016	2,160	↑
Quarter ending June 2016	2,920	↑
Quarter ending September 2016	3,260	↑
Variance since September 2015	N/A	



ACTIVITY

Cumulative percentage of contracted UDA delivered 2016 & 2017



Month	Adjusted Scheduled Activity (UDA)	
	2016	2017
April	0	857
May	0	1,903
June	0	2,766
July	0	3,751
August	0	4,517
September	0	5,542
October	0	
November	618	
December	2,005	
January	2,332	
February	4,319	
March	5,233	
April	5,466	
May	5,474	
June	5,487	

QUALITY

	Quantity	Base Number	Contract	AT	Region	England
% of FP17s for the same patient ID Re-attending within 3 months - Children	78	712	11.0%	10.7%	12.0%	12.4%
% of FP17s for the same patient ID Re-attending within 3 months - Adults	399	2,269	17.6%	15.2%	15.9%	16.7%
% of FP17s for the same patient ID Re-attending between 3 & 9 months - Children	308	712	43.3%	55.3%	58.6%	57.4%
% of FP17s for the same patient ID Re-attending between 3 & 9 months - Adults	899	2,269	39.6%	48.8%	51.6%	50.5%
% of FP17s for Band 1 Urgent Courses	555	2,877	19.3%	8.4%	8.0%	9.1%
% of FP17s Relating to Free Repair or Replacements	8	2,877	0.3%	0.8%	0.8%	0.8%
% of FP17s Relating to Continuations	6	2,877	0.2%	1.1%	1.3%	1.3%
% of Patients satisfied with the dentistry they have received	3	3	N/A	93.9%	93.1%	93.2%
% of Patients satisfied with the time they had to wait for an appointment	3	3	N/A	90.7%	89.1%	89.0%

* This is based on patients treated on this contract for their most recent course of treatment. Figures in italics indicate the base number of FP17s or Patient Questionnaire responses are less than 100. N/A is shown where the base number of responses is less than 10 during the period. % is calculated as Quantity/Base number*100

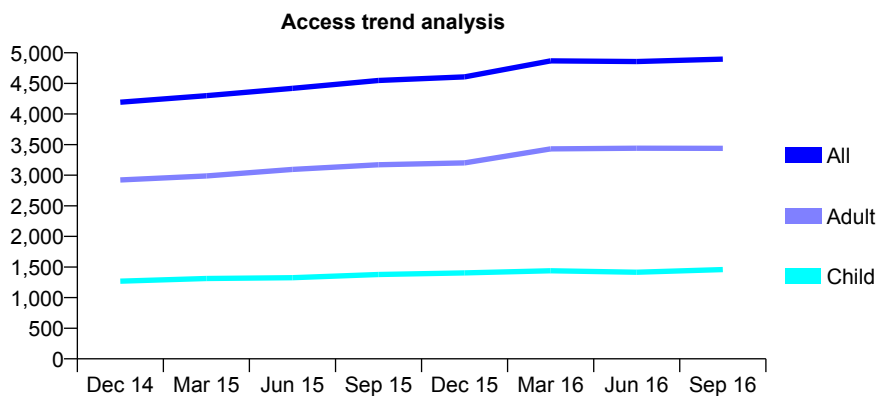
Q57 - Vital Signs At a Glance Contract Report for 198803/0001 - September 2016

Name or company name	Cobbins Brook Dental Practice
Contract type name	GDS Contract
Purpose of contract	General
Contract start date	01/09/2010
Contract end date	

16/17 Contracted general activity (UDA)	13,689
Carry forward general activity (UDA)	0
16/17 Contracted orthodontic activity (UOA)	0
Carry forward orthodontic activity (UOA)	0
Baseline contract value	£361,977.41

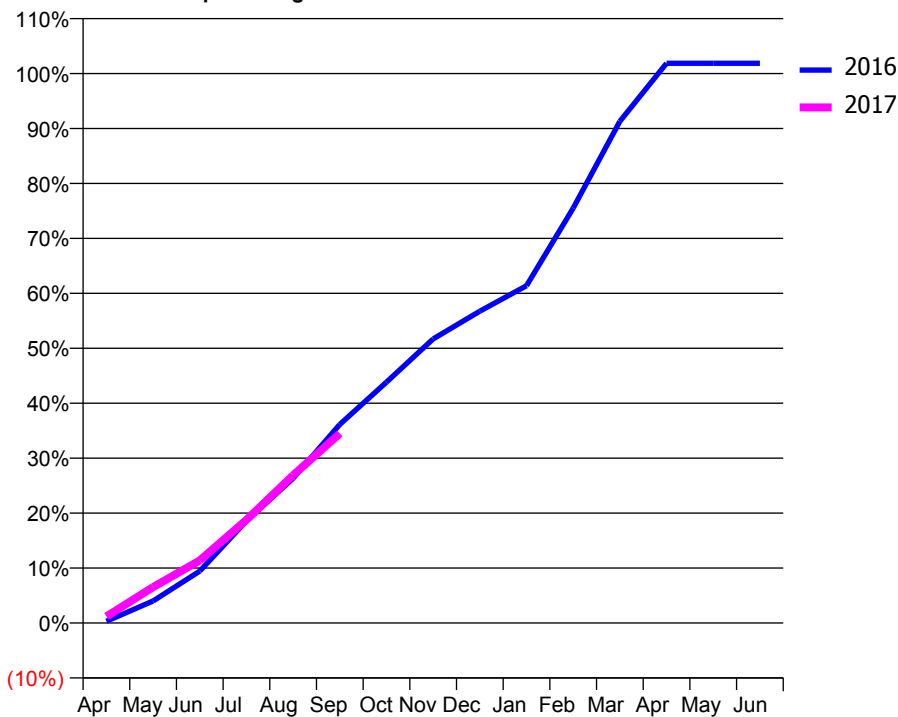
ACCESS*

Patients seen in 24 months	Total	Change since previous quarter
Quarter ending September 2015	4,548	
Quarter ending December 2015	4,607	→
Quarter ending March 2016	4,869	↑
Quarter ending June 2016	4,857	→
Quarter ending September 2016	4,897	→
Variance since September 2015	7.7%	↑



ACTIVITY

Cumulative percentage of contracted UDA delivered 2016 & 2017



Adjusted Scheduled Activity (UDA)

Month	2016	2017
April	45	166
May	548	895
June	1,295	1,560
July	2,543	2,570
August	3,606	3,683
September	4,949	4,722
October	6,001	
November	7,077	
December	7,768	
January	8,403	
February	10,337	
March	12,498	
April	13,945	
May	13,945	
June	13,945	

QUALITY

	Quantity	Base Number	Contract	AT	Region	England
% of FP17s for the same patient ID Re-attending within 3 months - Children	71	923	7.7%	10.7%	12.0%	12.4%
% of FP17s for the same patient ID Re-attending within 3 months - Adults	215	1,777	12.1%	15.2%	15.9%	16.7%
% of FP17s for the same patient ID Re-attending between 3 & 9 months - Children	462	923	50.1%	55.3%	58.6%	57.4%
% of FP17s for the same patient ID Re-attending between 3 & 9 months - Adults	692	1,777	38.9%	48.8%	51.6%	50.5%
% of FP17s for Band 1 Urgent Courses	139	1,915	7.3%	8.4%	8.0%	9.1%
% of FP17s Relating to Free Repair or Replacements	20	1,915	1.0%	0.8%	0.8%	0.8%
% of FP17s Relating to Continuations	10	1,915	0.5%	1.1%	1.3%	1.3%
% of Patients satisfied with the dentistry they have received	4	5	N/A	93.9%	93.1%	93.2%
% of Patients satisfied with the time they had to wait for an appointment	4	5	N/A	90.7%	89.1%	89.0%

* This is based on patients treated on this contract for their most recent course of treatment. Figures in italics indicate the base number of FP17s or Patient Questionnaire responses are less than 100. N/A is shown where the base number of responses is less than 10 during the period. % is calculated as Quantity/Base number*100

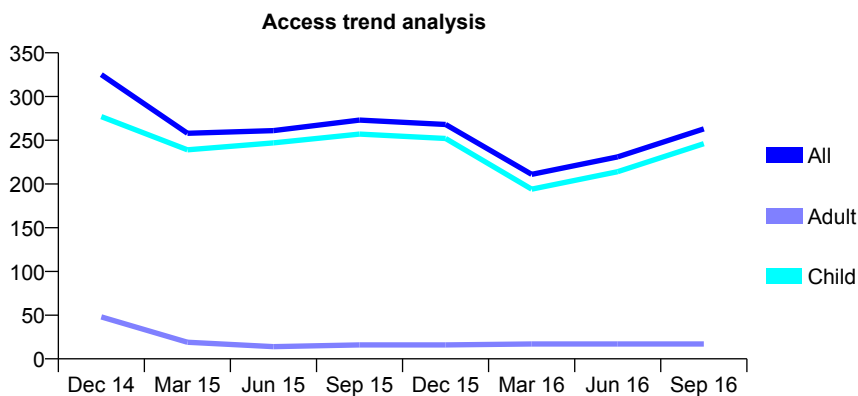
Q57 - Vital Signs At a Glance Contract Report for 199036/0001 - September 2016

Name or company name	North Hill Surgery Ltd
Contract type name	GDS Contract
Purpose of contract	General
Contract start date	01/05/2010
Contract end date	

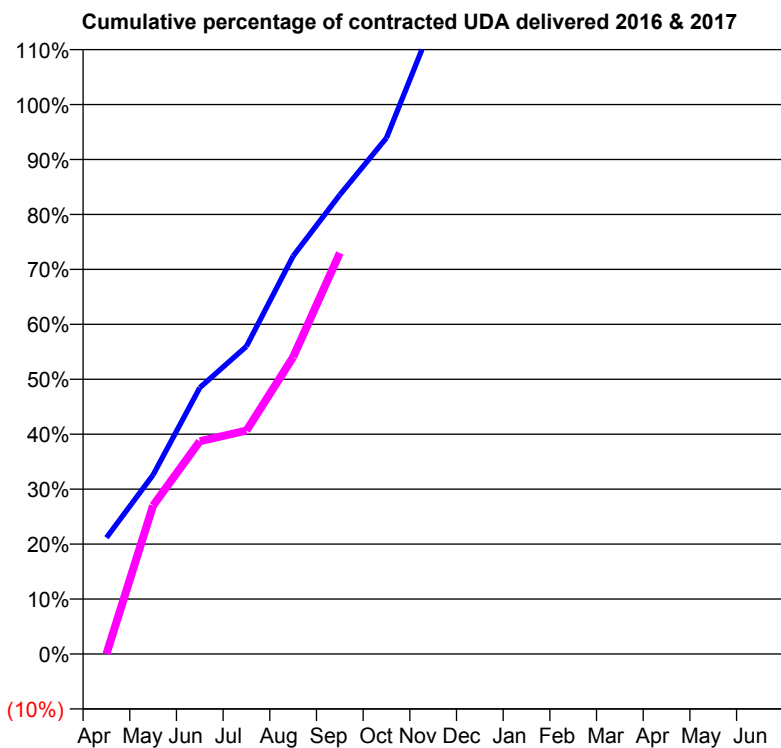
16/17 Contracted general activity (UDA)	359
Carry forward general activity (UDA)	0
16/17 Contracted orthodontic activity (UOA)	0
Carry forward orthodontic activity (UOA)	0
Baseline contract value	£11,955.46

ACCESS*

Patients seen in 24 months	Total	Change since previous quarter
Quarter ending September 2015	273	
Quarter ending December 2015	268	↓
Quarter ending March 2016	211	↓
Quarter ending June 2016	231	↑
Quarter ending September 2016	263	↑
Variance since September 2015	(3.7%)	↓



ACTIVITY



Month	Adjusted Scheduled Activity (UDA)	
	2016	2017
April	76	0
May	117	97
June	174	139
July	201	146
August	260	194
September	300	262
October	337	
November	413	
December	414	
January	414	
February	434	
March	503	
April	503	
May	503	
June	503	

QUALITY

	Quantity	Base Number	Contract	AT	Region	England
% of FP17s for the same patient ID Re-attending within 3 months - Children	1	180	0.6%	10.7%	12.0%	12.4%
% of FP17s for the same patient ID Re-attending within 3 months - Adults	0	5	0.0%	15.2%	15.9%	16.7%
% of FP17s for the same patient ID Re-attending between 3 & 9 months - Children	49	180	27.2%	55.3%	58.6%	57.4%
% of FP17s for the same patient ID Re-attending between 3 & 9 months - Adults	2	5	40.0%	48.8%	51.6%	50.5%
% of FP17s for Band 1 Urgent Courses	0	185	0.0%	8.4%	8.0%	9.1%
% of FP17s Relating to Free Repair or Replacements	0	185	0.0%	0.8%	0.8%	0.8%
% of FP17s Relating to Continuations	0	185	0.0%	1.1%	1.3%	1.3%
% of Patients satisfied with the dentistry they have received	0	0	N/A	93.9%	93.1%	93.2%
% of Patients satisfied with the time they had to wait for an appointment	0	0	N/A	90.7%	89.1%	89.0%

* This is based on patients treated on this contract for their most recent course of treatment. Figures in italics indicate the base number of FP17s or Patient Questionnaire responses are less than 100. N/A is shown where the base number of responses is less than 10 during the period. % is calculated as Quantity/Base number*100

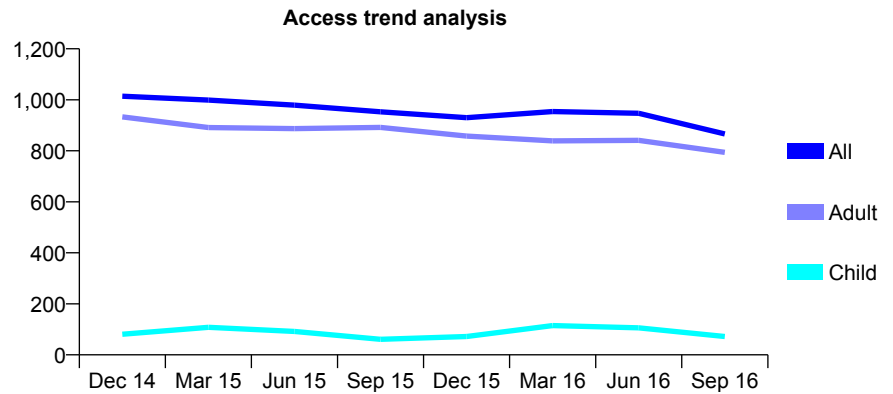
Q57 - Vital Signs At a Glance Contract Report for 199036/0002 - September 2016

Name or company name	North Hill Surgery Ltd
Contract type name	GDS Contract
Purpose of contract	General
Contract start date	01/05/2010
Contract end date	

16/17 Contracted general activity (UDA)	2,500
Carry forward general activity (UDA)	0
16/17 Contracted orthodontic activity (UOA)	0
Carry forward orthodontic activity (UOA)	0
Baseline contract value	£57,775.34

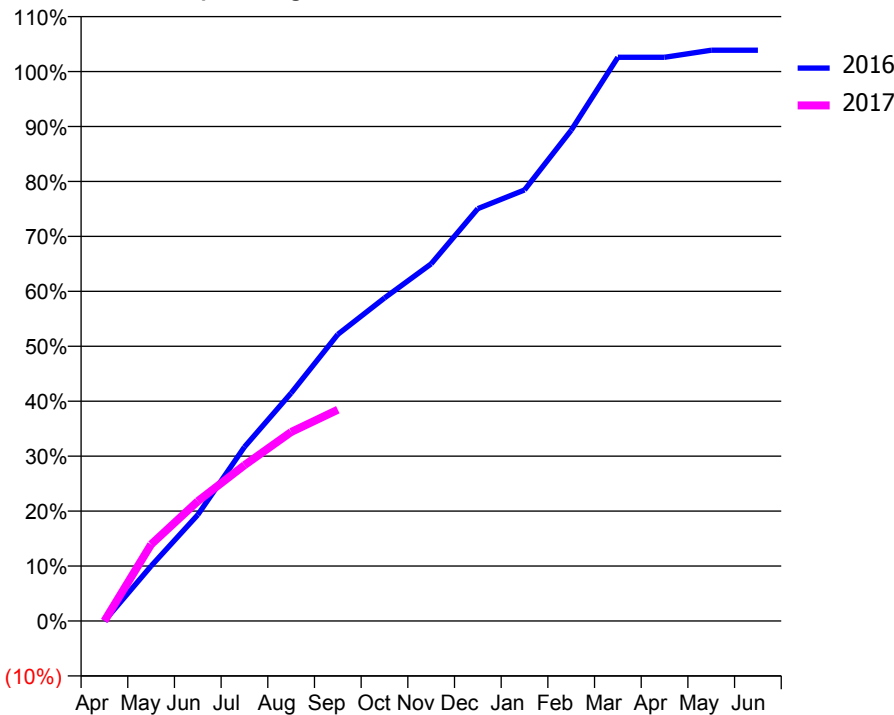
ACCESS*

Patients seen in 24 months	Total	Change since previous quarter
Quarter ending September 2015	953	
Quarter ending December 2015	930	↓
Quarter ending March 2016	954	↑
Quarter ending June 2016	947	→
Quarter ending September 2016	866	↓
Variance since September 2015	(9.1%)	↓



ACTIVITY

Cumulative percentage of contracted UDA delivered 2016 & 2017



Month	Adjusted Scheduled Activity (UDA)	
	2016	2017
April	0	0
May	250	348
June	483	545
July	792	709
August	1,037	860
September	1,304	961
October	1,470	
November	1,625	
December	1,876	
January	1,961	
February	2,233	
March	2,565	
April	2,565	
May	2,597	
June	2,597	

QUALITY

	Quantity	Base Number	Contract	AT	Region	England
% of FP17s for the same patient ID Re-attending within 3 months - Children	1	25	4.0%	10.7%	12.0%	12.4%
% of FP17s for the same patient ID Re-attending within 3 months - Adults	34	324	10.5%	15.2%	15.9%	16.7%
% of FP17s for the same patient ID Re-attending between 3 & 9 months - Children	2	25	8.0%	55.3%	58.6%	57.4%
% of FP17s for the same patient ID Re-attending between 3 & 9 months - Adults	100	324	30.9%	48.8%	51.6%	50.5%
% of FP17s for Band 1 Urgent Courses	22	343	6.4%	8.4%	8.0%	9.1%
% of FP17s Relating to Free Repair or Replacements	3	343	0.9%	0.8%	0.8%	0.8%
% of FP17s Relating to Continuations	13	343	3.8%	1.1%	1.3%	1.3%
% of Patients satisfied with the dentistry they have received	2	2	N/A	93.9%	93.1%	93.2%
% of Patients satisfied with the time they had to wait for an appointment	2	2	N/A	90.7%	89.1%	89.0%

* This is based on patients treated on this contract for their most recent course of treatment. Figures in italics indicate the base number of FP17s or Patient Questionnaire responses are less than 100. N/A is shown where the base number of responses is less than 10 during the period. % is calculated as Quantity/Base number*100

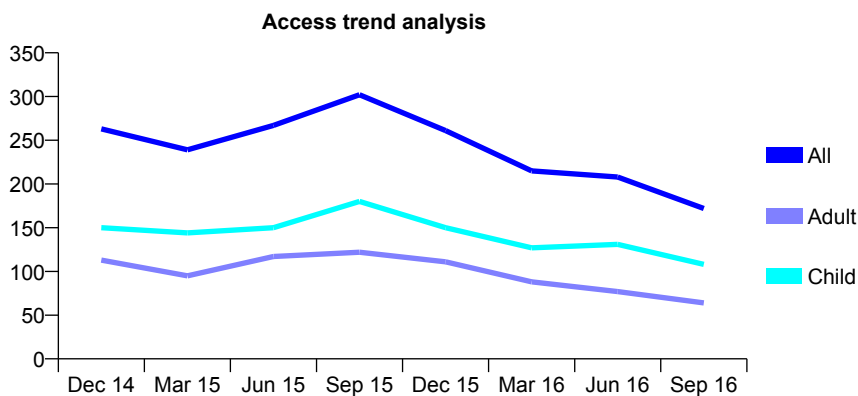
Q57 - Vital Signs At a Glance Contract Report for 199036/0003 - September 2016

Name or company name	North Hill Surgery Ltd
Contract type name	GDS Contract
Purpose of contract	General
Contract start date	01/05/2010
Contract end date	

16/17 Contracted general activity (UDA)	438
Carry forward general activity (UDA)	0
16/17 Contracted orthodontic activity (UOA)	0
Carry forward orthodontic activity (UOA)	0
Baseline contract value	£20,065.76

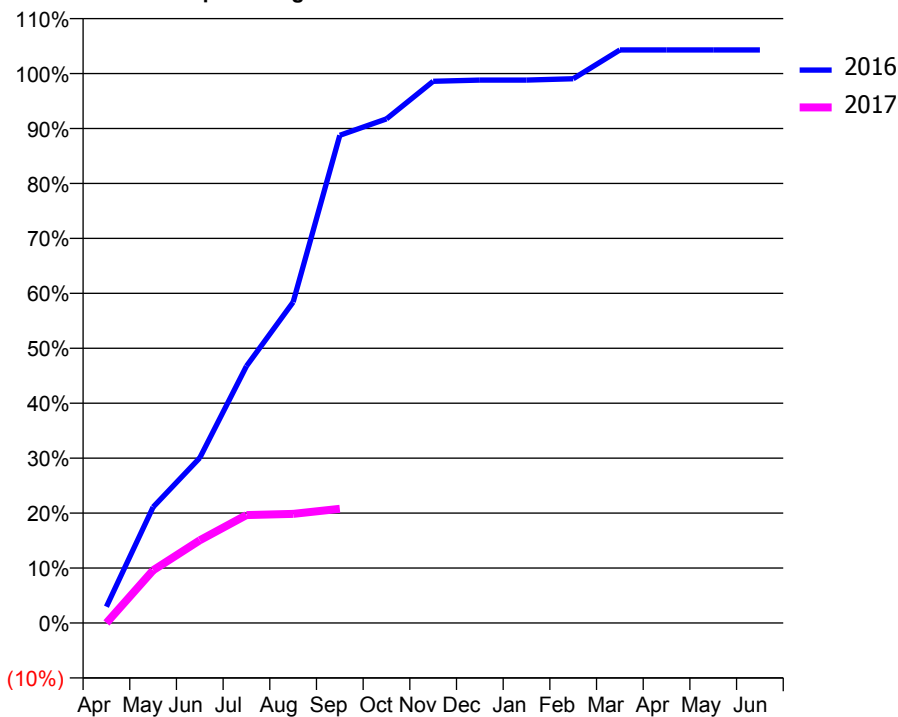
ACCESS*

Patients seen in 24 months	Total	Change since previous quarter
Quarter ending September 2015	302	
Quarter ending December 2015	261	↓
Quarter ending March 2016	215	↓
Quarter ending June 2016	208	↓
Quarter ending September 2016	172	↓
Variance since September 2015	(43.0%)	↓



ACTIVITY

Cumulative percentage of contracted UDA delivered 2016 & 2017



Adjusted Scheduled Activity (UDA)

Month	2016	2017
April	13	0
May	92	42
June	132	66
July	205	86
August	256	87
September	389	91
October	402	
November	432	
December	433	
January	433	
February	434	
March	457	
April	457	
May	457	
June	457	

QUALITY

	Quantity	Base Number	Contract	AT	Region	England
% of FP17s for the same patient ID Re-attending within 3 months - Children	2	70	2.9%	10.7%	12.0%	12.4%
% of FP17s for the same patient ID Re-attending within 3 months - Adults	0	1	0.0%	15.2%	15.9%	16.7%
% of FP17s for the same patient ID Re-attending between 3 & 9 months - Children	25	70	35.7%	55.3%	58.6%	57.4%
% of FP17s for the same patient ID Re-attending between 3 & 9 months - Adults	0	1	0.0%	48.8%	51.6%	50.5%
% of FP17s for Band 1 Urgent Courses	0	71	0.0%	8.4%	8.0%	9.1%
% of FP17s Relating to Free Repair or Replacements	0	71	0.0%	0.8%	0.8%	0.8%
% of FP17s Relating to Continuations	1	71	1.4%	1.1%	1.3%	1.3%
% of Patients satisfied with the dentistry they have received	0	0	N/A	93.9%	93.1%	93.2%
% of Patients satisfied with the time they had to wait for an appointment	0	0	N/A	90.7%	89.1%	89.0%

* This is based on patients treated on this contract for their most recent course of treatment. Figures in italics indicate the base number of FP17s or Patient Questionnaire responses are less than 100. N/A is shown where the base number of responses is less than 10 during the period. % is calculated as Quantity/Base number*100

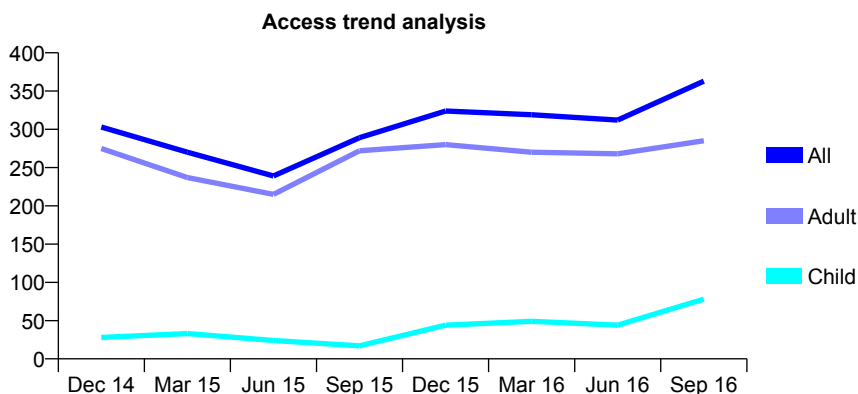
Q57 - Vital Signs At a Glance Contract Report for 199036/0004 - September 2016

Name or company name	North Hill Surgery Ltd
Contract type name	GDS Contract
Purpose of contract	General
Contract start date	01/05/2010
Contract end date	

16/17 Contracted general activity (UDA)	500
Carry forward general activity (UDA)	0
16/17 Contracted orthodontic activity (UOA)	0
Carry forward orthodontic activity (UOA)	0
Baseline contract value	£11,497.19

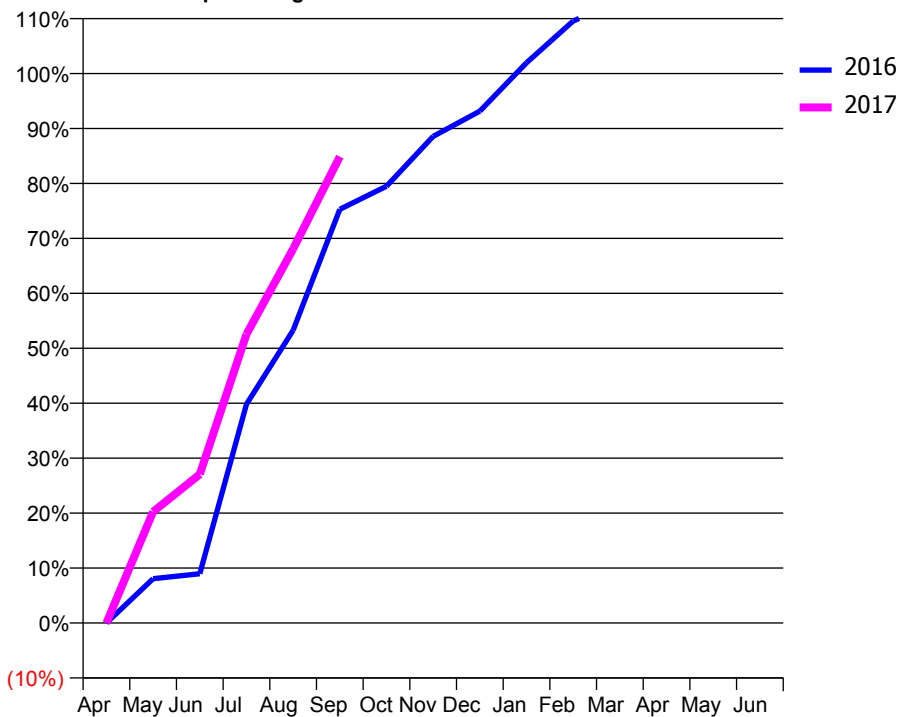
ACCESS*

Patients seen in 24 months	Total	Change since previous quarter
Quarter ending September 2015	289	
Quarter ending December 2015	324	↑
Quarter ending March 2016	319	↓
Quarter ending June 2016	312	↓
Quarter ending September 2016	363	↑
Variance since September 2015	25.6%	↑



ACTIVITY

Cumulative percentage of contracted UDA delivered 2016 & 2017



Adjusted Scheduled Activity (UDA)

Month	2016	2017
April	0	0
May	40	101
June	45	135
July	199	263
August	266	340
September	376	424
October	397	
November	443	
December	466	
January	510	
February	548	
March	566	
April	566	
May	566	
June	566	

QUALITY

	Quantity	Base Number	Contract	AT	Region	England
% of FP17s for the same patient ID Re-attending within 3 months - Children	0	70	0.0%	10.7%	12.0%	12.4%
% of FP17s for the same patient ID Re-attending within 3 months - Adults	12	123	9.8%	15.2%	15.9%	16.7%
% of FP17s for the same patient ID Re-attending between 3 & 9 months - Children	13	70	18.6%	55.3%	58.6%	57.4%
% of FP17s for the same patient ID Re-attending between 3 & 9 months - Adults	19	123	15.4%	48.8%	51.6%	50.5%
% of FP17s for Band 1 Urgent Courses	7	193	3.6%	8.4%	8.0%	9.1%
% of FP17s Relating to Free Repair or Replacements	0	193	0.0%	0.8%	0.8%	0.8%
% of FP17s Relating to Continuations	5	193	2.6%	1.1%	1.3%	1.3%
% of Patients satisfied with the dentistry they have received	0	0	N/A	93.9%	93.1%	93.2%
% of Patients satisfied with the time they had to wait for an appointment	0	0	N/A	90.7%	89.1%	89.0%

* This is based on patients treated on this contract for their most recent course of treatment. Figures in italics indicate the base number of FP17s or Patient Questionnaire responses are less than 100. N/A is shown where the base number of responses is less than 10 during the period. % is calculated as Quantity/Base number*100

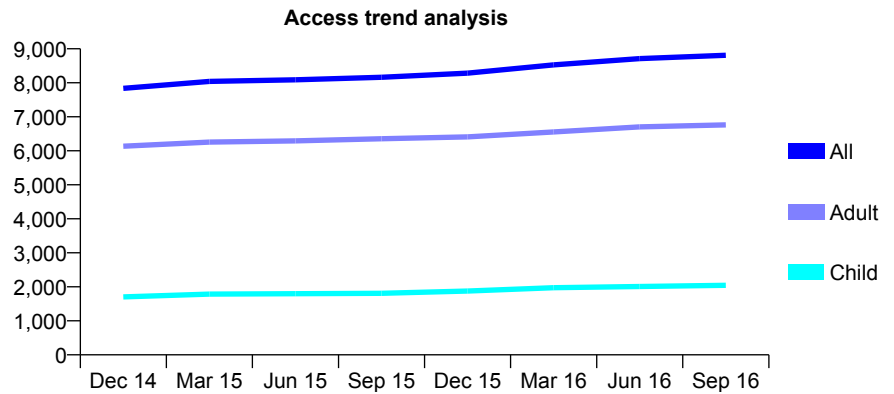
Q57 - Vital Signs At a Glance Contract Report for 199559/0002 - September 2016

Name or company name	Parmar Dental
Contract type name	GDS Contract
Purpose of contract	General
Contract start date	23/08/2011
Contract end date	

16/17 Contracted general activity (UDA)	24,128
Carry forward general activity (UDA)	0
16/17 Contracted orthodontic activity (UOA)	0
Carry forward orthodontic activity (UOA)	0
Baseline contract value	£609,253.76

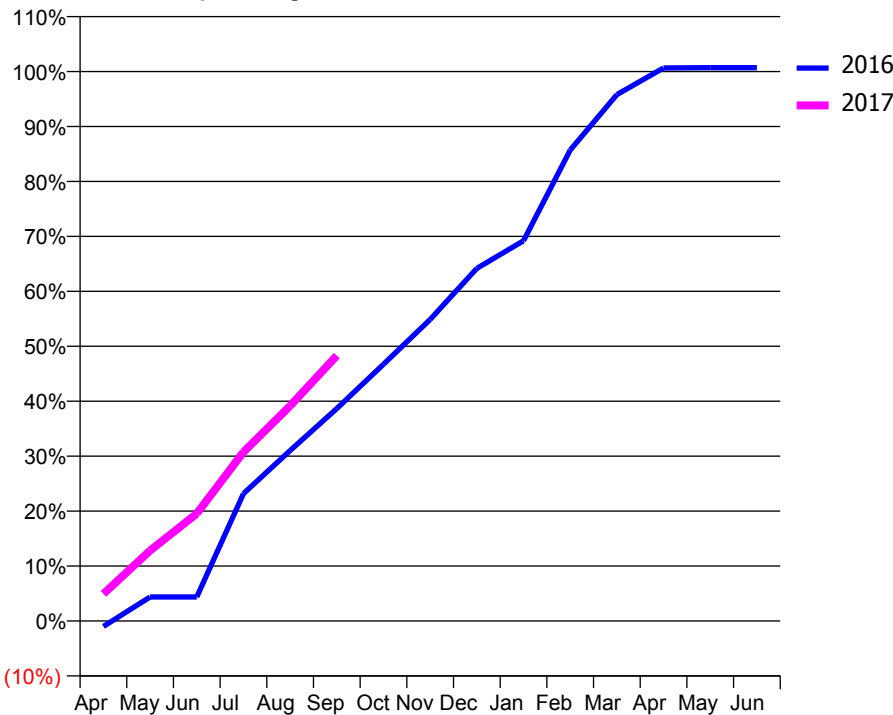
ACCESS*

Patients seen in 24 months	Total	Change since previous quarter
Quarter ending September 2015	8,163	
Quarter ending December 2015	8,284	→
Quarter ending March 2016	8,528	↑
Quarter ending June 2016	8,712	↑
Quarter ending September 2016	8,810	→
Variance since September 2015	7.9%	↑



ACTIVITY

Cumulative percentage of contracted UDA delivered 2016 & 2017



Month	Adjusted Scheduled Activity (UDA)	
	2016	2017
April	-245	1,192
May	1,054	3,092
June	1,054	4,718
July	5,592	7,423
August	7,487	9,445
September	9,330	11,654
October	11,271	
November	13,239	
December	15,481	
January	16,697	
February	20,678	
March	23,115	
April	24,286	
May	24,297	
June	24,297	

QUALITY

	Quantity	Base Number	Contract	AT	Region	England
% of FP17s for the same patient ID Re-attending within 3 months - Children	148	1,632	9.1%	10.7%	12.0%	12.4%
% of FP17s for the same patient ID Re-attending within 3 months - Adults	855	5,115	16.7%	15.2%	15.9%	16.7%
% of FP17s for the same patient ID Re-attending between 3 & 9 months - Children	975	1,632	59.7%	55.3%	58.6%	57.4%
% of FP17s for the same patient ID Re-attending between 3 & 9 months - Adults	2,870	5,115	56.1%	48.8%	51.6%	50.5%
% of FP17s for Band 1 Urgent Courses	724	6,143	11.8%	8.4%	8.0%	9.1%
% of FP17s Relating to Free Repair or Replacements	64	6,143	1.0%	0.8%	0.8%	0.8%
% of FP17s Relating to Continuations	53	6,143	0.9%	1.1%	1.3%	1.3%
% of Patients satisfied with the dentistry they have received	16	16	100.0%	93.9%	93.1%	93.2%
% of Patients satisfied with the time they had to wait for an appointment	16	16	100.0%	90.7%	89.1%	89.0%

* This is based on patients treated on this contract for their most recent course of treatment. Figures in italics indicate the base number of FP17s or Patient Questionnaire responses are less than 100. N/A is shown where the base number of responses is less than 10 during the period. % is calculated as Quantity/Base number*100

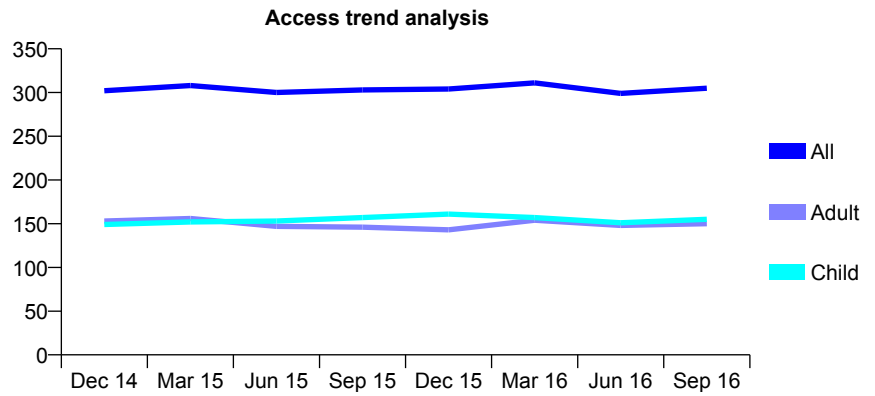
Q57 - Vital Signs At a Glance Contract Report for 205230/0002 - September 2016

Name or company name	MISS JE MCCAHERN
Contract type name	GDS Contract
Purpose of contract	General
Contract start date	05/05/2011
Contract end date	

16/17 Contracted general activity (UDA)	888
Carry forward general activity (UDA)	-7
16/17 Contracted orthodontic activity (UOA)	0
Carry forward orthodontic activity (UOA)	0
Baseline contract value	£19,628.88

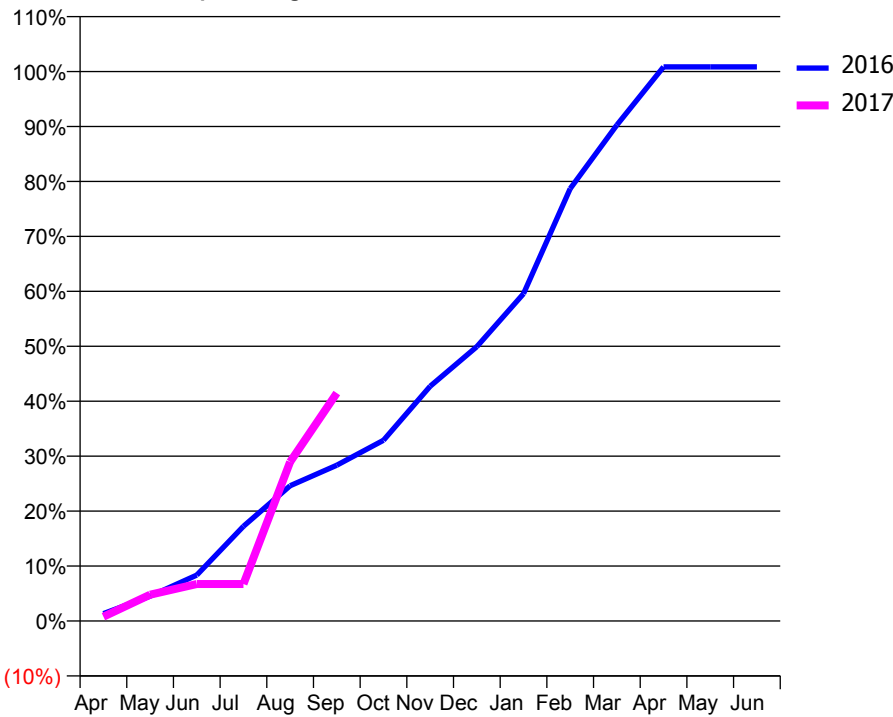
ACCESS*

Patients seen in 24 months	Total	Change since previous quarter
Quarter ending September 2015	303	
Quarter ending December 2015	304	→
Quarter ending March 2016	311	↑
Quarter ending June 2016	299	↓
Quarter ending September 2016	305	↑
Variance since September 2015	0.7%	→



ACTIVITY

Cumulative percentage of contracted UDA delivered 2016 & 2017



Month	Adjusted Scheduled Activity (UDA)	
	2016	2017
April	12	7
May	40	43
June	74	60
July	153	60
August	219	257
September	252	368
October	292	
November	379	
December	443	
January	529	
February	699	
March	802	
April	895	
May	895	
June	895	

QUALITY

	Quantity	Base Number	Contract	AT	Region	England
% of FP17s for the same patient ID Re-attending within 3 months - Children	40	197	20.3%	10.7%	12.0%	12.4%
% of FP17s for the same patient ID Re-attending within 3 months - Adults	7	97	7.2%	15.2%	15.9%	16.7%
% of FP17s for the same patient ID Re-attending between 3 & 9 months - Children	121	197	61.4%	55.3%	58.6%	57.4%
% of FP17s for the same patient ID Re-attending between 3 & 9 months - Adults	61	97	62.9%	48.8%	51.6%	50.5%
% of FP17s for Band 1 Urgent Courses	17	246	6.9%	8.4%	8.0%	9.1%
% of FP17s Relating to Free Repair or Replacements	0	246	0.0%	0.8%	0.8%	0.8%
% of FP17s Relating to Continuations	0	246	0.0%	1.1%	1.3%	1.3%
% of Patients satisfied with the dentistry they have received	0	0	N/A	93.9%	93.1%	93.2%
% of Patients satisfied with the time they had to wait for an appointment	0	0	N/A	90.7%	89.1%	89.0%

* This is based on patients treated on this contract for their most recent course of treatment. Figures in italics indicate the base number of FP17s or Patient Questionnaire responses are less than 100. N/A is shown where the base number of responses is less than 10 during the period. % is calculated as Quantity/Base number*100

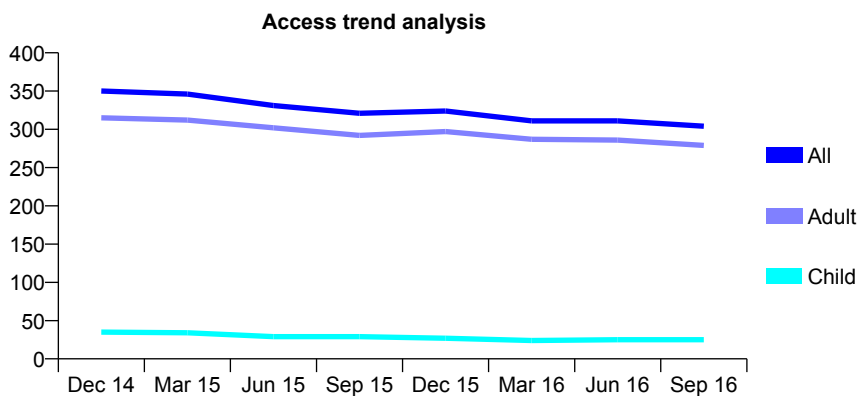
Q57 - Vital Signs At a Glance Contract Report for 207837/0002 - September 2016

Name or company name	MR RK DESAI
Contract type name	GDS Contract
Purpose of contract	General
Contract start date	01/04/2006
Contract end date	

16/17 Contracted general activity (UDA)	800
Carry forward general activity (UDA)	0
16/17 Contracted orthodontic activity (UOA)	0
Carry forward orthodontic activity (UOA)	0
Baseline contract value	£24,494.19

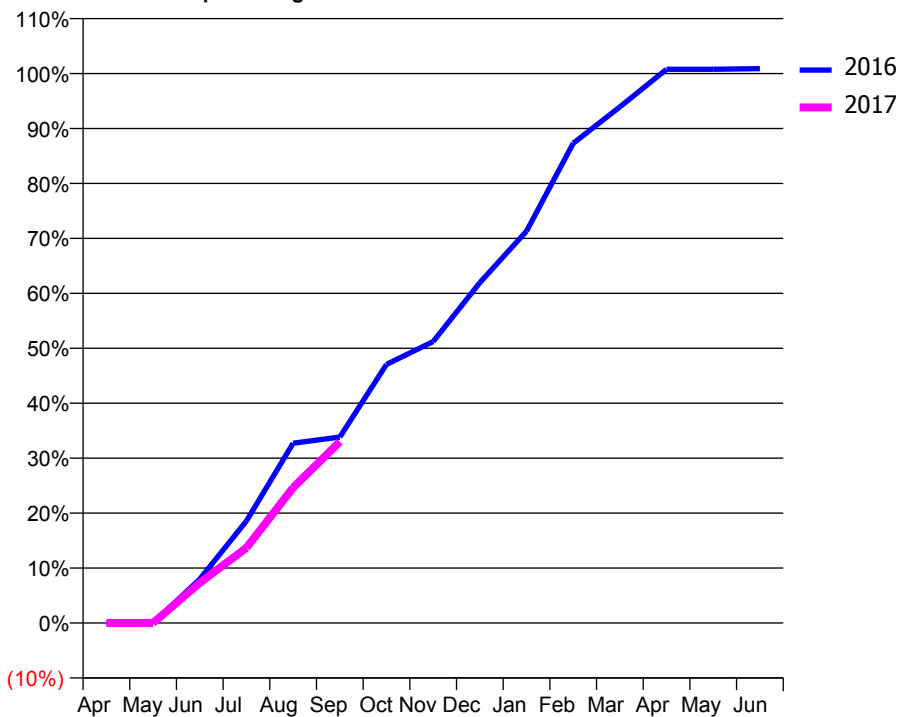
ACCESS*

Patients seen in 24 months	Total	Change since previous quarter
Quarter ending September 2015	321	
Quarter ending December 2015	324	→
Quarter ending March 2016	311	↓
Quarter ending June 2016	311	→
Quarter ending September 2016	304	↓
Variance since September 2015	(5.3%)	↓



ACTIVITY

Cumulative percentage of contracted UDA delivered 2016 & 2017



Adjusted Scheduled Activity (UDA)

Month	2016	2017
April	0	0
May	0	0
June	64	59
July	149	110
August	262	197
September	271	264
October	377	
November	410	
December	496	
January	570	
February	698	
March	751	
April	806	
May	806	
June	807	

QUALITY

	Quantity	Base Number	Contract	AT	Region	England
% of FP17s for the same patient ID Re-attending within 3 months - Children	0	18	0.0%	10.7%	12.0%	12.4%
% of FP17s for the same patient ID Re-attending within 3 months - Adults	8	137	5.8%	15.2%	15.9%	16.7%
% of FP17s for the same patient ID Re-attending between 3 & 9 months - Children	7	18	38.9%	55.3%	58.6%	57.4%
% of FP17s for the same patient ID Re-attending between 3 & 9 months - Adults	31	137	22.6%	48.8%	51.6%	50.5%
% of FP17s for Band 1 Urgent Courses	29	126	23.0%	8.4%	8.0%	9.1%
% of FP17s Relating to Free Repair or Replacements	3	126	2.4%	0.8%	0.8%	0.8%
% of FP17s Relating to Continuations	2	126	1.6%	1.1%	1.3%	1.3%
% of Patients satisfied with the dentistry they have received	1	1	N/A	93.9%	93.1%	93.2%
% of Patients satisfied with the time they had to wait for an appointment	1	1	N/A	90.7%	89.1%	89.0%

* This is based on patients treated on this contract for their most recent course of treatment. Figures in italics indicate the base number of FP17s or Patient Questionnaire responses are less than 100. N/A is shown where the base number of responses is less than 10 during the period. % is calculated as Quantity/Base number*100

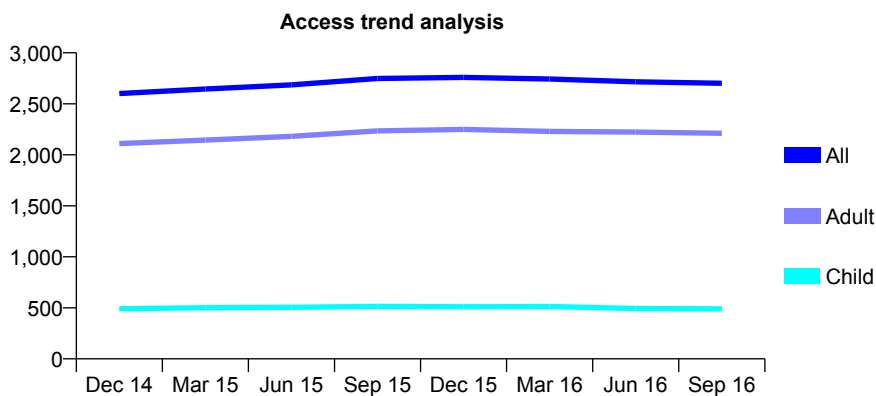
Q57 - Vital Signs At a Glance Contract Report for 209708/0001 - September 2016

Name or company name	Dedham Dental Surgery
Contract type name	GDS Contract
Purpose of contract	General
Contract start date	01/04/2006
Contract end date	

16/17 Contracted general activity (UDA)	6,426
Carry forward general activity (UDA)	-129
16/17 Contracted orthodontic activity (UOA)	0
Carry forward orthodontic activity (UOA)	0
Baseline contract value	£188,891.23

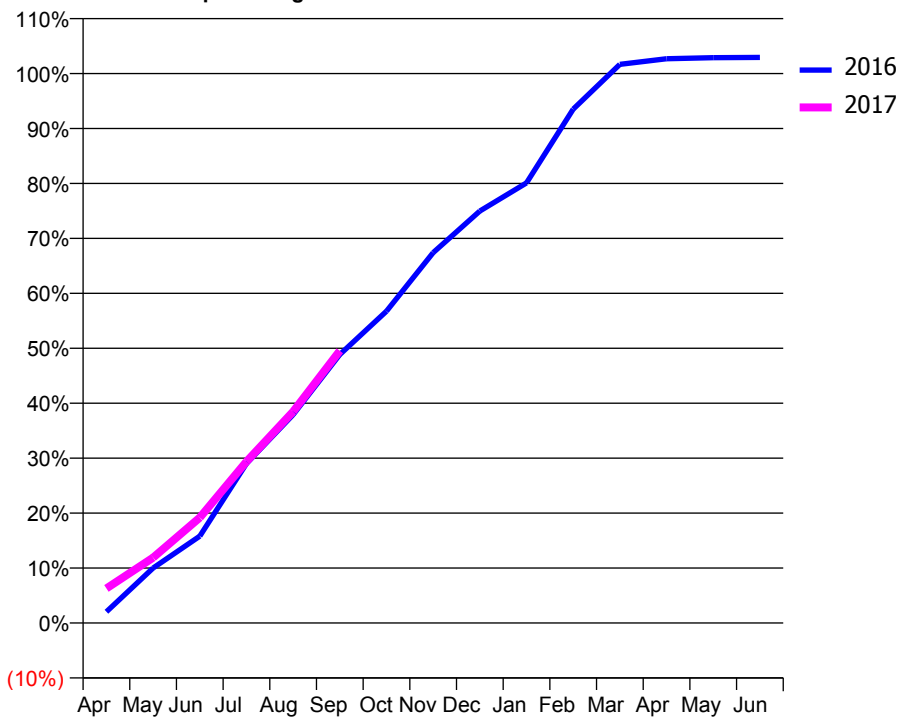
ACCESS*

Patients seen in 24 months	Total	Change since previous quarter
Quarter ending September 2015	2,749	
Quarter ending December 2015	2,759	→
Quarter ending March 2016	2,743	→
Quarter ending June 2016	2,716	→
Quarter ending September 2016	2,701	→
Variance since September 2015	(1.7%)	↓



ACTIVITY

Cumulative percentage of contracted UDA delivered 2016 & 2017



Adjusted Scheduled Activity (UDA)

Month	2016	2017
April	132	404
May	643	764
June	1,016	1,233
July	1,864	1,888
August	2,436	2,472
September	3,140	3,183
October	3,647	
November	4,331	
December	4,817	
January	5,146	
February	6,010	
March	6,533	
April	6,599	
May	6,611	
June	6,614	

QUALITY

	Quantity	Base Number	Contract	AT	Region	England
% of FP17s for the same patient ID Re-attending within 3 months - Children	12	378	3.2%	10.7%	12.0%	12.4%
% of FP17s for the same patient ID Re-attending within 3 months - Adults	223	1,653	13.5%	15.2%	15.9%	16.7%
% of FP17s for the same patient ID Re-attending between 3 & 9 months - Children	241	378	63.8%	55.3%	58.6%	57.4%
% of FP17s for the same patient ID Re-attending between 3 & 9 months - Adults	1,077	1,653	65.2%	48.8%	51.6%	50.5%
% of FP17s for Band 1 Urgent Courses	161	2,014	8.0%	8.4%	8.0%	9.1%
% of FP17s Relating to Free Repair or Replacements	15	2,014	0.7%	0.8%	0.8%	0.8%
% of FP17s Relating to Continuations	15	2,014	0.7%	1.1%	1.3%	1.3%
% of Patients satisfied with the dentistry they have received	3	3	N/A	93.9%	93.1%	93.2%
% of Patients satisfied with the time they had to wait for an appointment	3	3	N/A	90.7%	89.1%	89.0%

* This is based on patients treated on this contract for their most recent course of treatment. Figures in italics indicate the base number of FP17s or Patient Questionnaire responses are less than 100. N/A is shown where the base number of responses is less than 10 during the period. % is calculated as Quantity/Base number*100

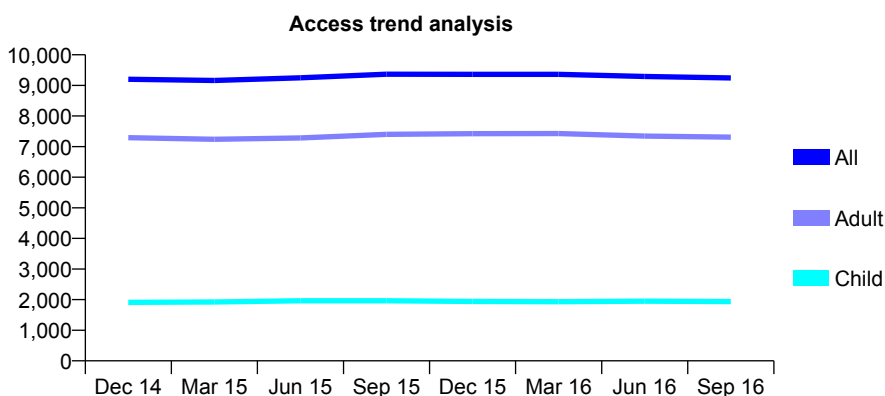
Q57 - Vital Signs At a Glance Contract Report for 219045/0001 - September 2016

Name or company name	MR PJ POWER
Contract type name	GDS Contract
Purpose of contract	General
Contract start date	01/04/2006
Contract end date	

16/17 Contracted general activity (UDA)	26,541
Carry forward general activity (UDA)	0
16/17 Contracted orthodontic activity (UOA)	0
Carry forward orthodontic activity (UOA)	0
Baseline contract value	£736,305.91

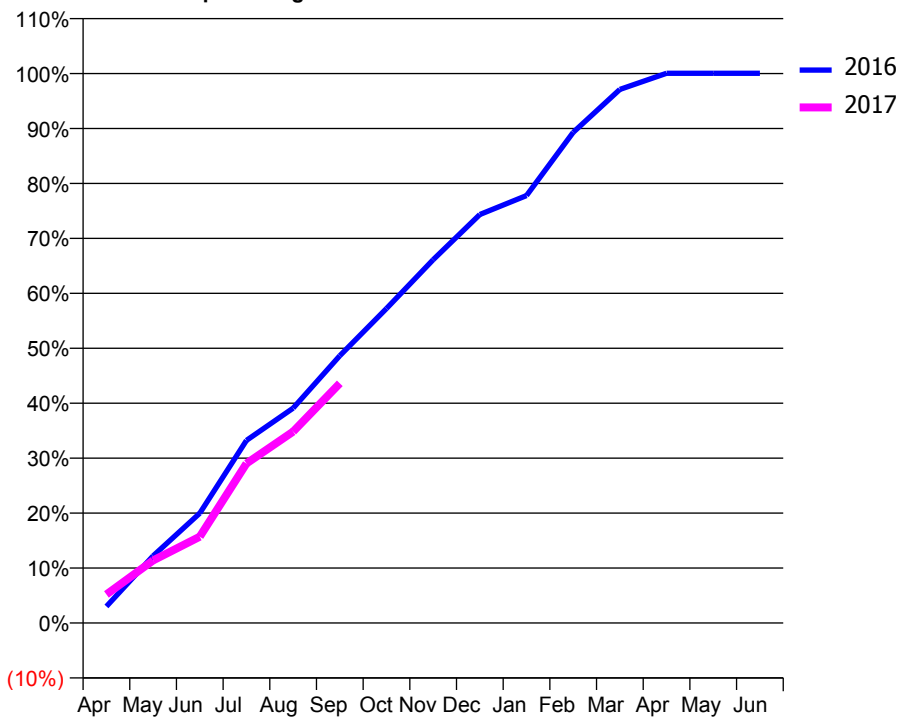
ACCESS*

Patients seen in 24 months	Total	Change since previous quarter
Quarter ending September 2015	9,364	
Quarter ending December 2015	9,362	→
Quarter ending March 2016	9,360	→
Quarter ending June 2016	9,292	→
Quarter ending September 2016	9,246	→
Variance since September 2015	(1.3%)	↓



ACTIVITY

Cumulative percentage of contracted UDA delivered 2016 & 2017



Adjusted Scheduled Activity (UDA)

Month	2016	2017
April	800	1,379
May	3,244	3,024
June	5,307	4,169
July	8,822	7,706
August	10,382	9,246
September	12,910	11,576
October	15,190	
November	17,549	
December	19,731	
January	20,645	
February	23,699	
March	25,772	
April	26,550	
May	26,550	
June	26,550	

QUALITY

	Quantity	Base Number	Contract	AT	Region	England
% of FP17s for the same patient ID Re-attending within 3 months - Children	79	1,389	5.7%	10.7%	12.0%	12.4%
% of FP17s for the same patient ID Re-attending within 3 months - Adults	634	4,793	13.2%	15.2%	15.9%	16.7%
% of FP17s for the same patient ID Re-attending between 3 & 9 months - Children	781	1,389	56.2%	55.3%	58.6%	57.4%
% of FP17s for the same patient ID Re-attending between 3 & 9 months - Adults	2,262	4,793	47.2%	48.8%	51.6%	50.5%
% of FP17s for Band 1 Urgent Courses	623	5,783	10.8%	8.4%	8.0%	9.1%
% of FP17s Relating to Free Repair or Replacements	43	5,783	0.7%	0.8%	0.8%	0.8%
% of FP17s Relating to Continuations	35	5,783	0.6%	1.1%	1.3%	1.3%
% of Patients satisfied with the dentistry they have received	22	24	91.7%	93.9%	93.1%	93.2%
% of Patients satisfied with the time they had to wait for an appointment	20	24	83.3%	90.7%	89.1%	89.0%

* This is based on patients treated on this contract for their most recent course of treatment. Figures in italics indicate the base number of FP17s or Patient Questionnaire responses are less than 100. N/A is shown where the base number of responses is less than 10 during the period. % is calculated as Quantity/Base number*100

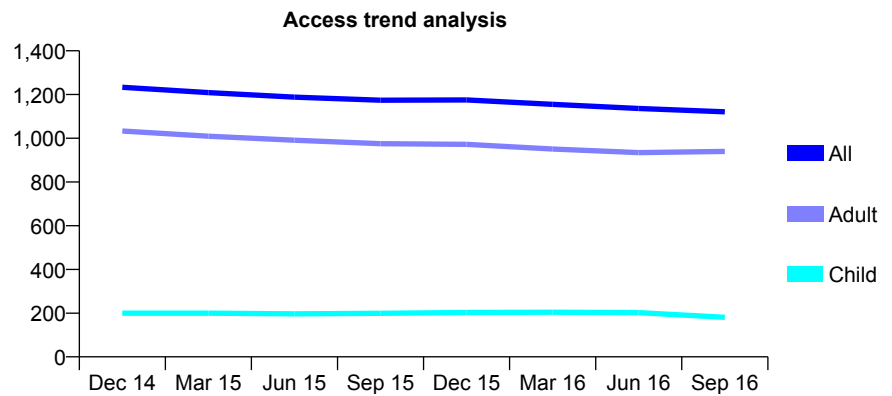
Q57 - Vital Signs At a Glance Contract Report for 220051/0001 - September 2016

Name or company name	MRS SA RANKIN
Contract type name	GDS Contract
Purpose of contract	General
Contract start date	01/04/2006
Contract end date	

16/17 Contracted general activity (UDA)	3,735
Carry forward general activity (UDA)	0
16/17 Contracted orthodontic activity (UOA)	0
Carry forward orthodontic activity (UOA)	0
Baseline contract value	£81,303.77

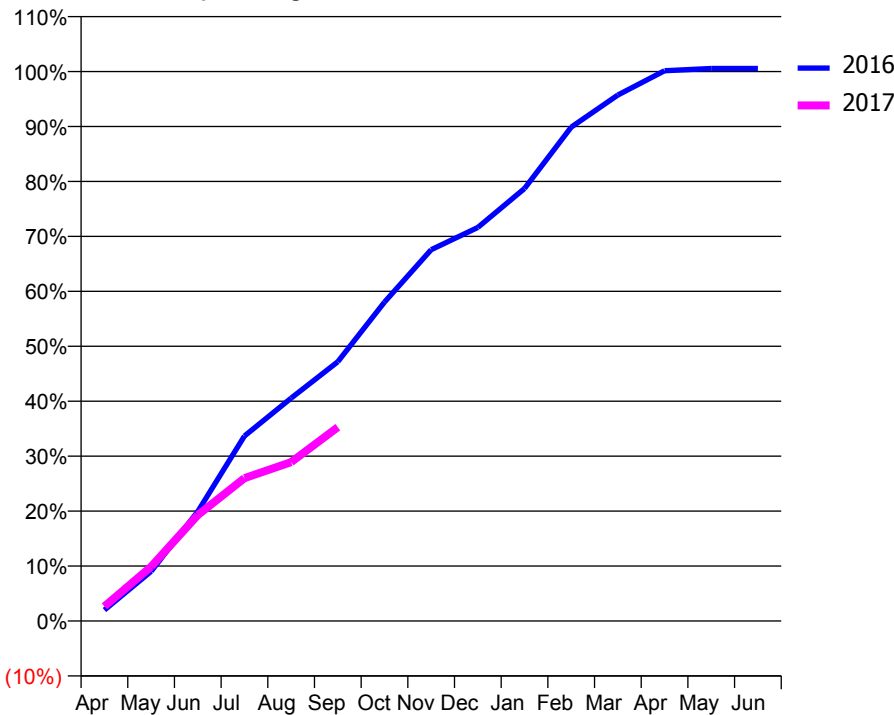
ACCESS*

Patients seen in 24 months	Total	Change since previous quarter
Quarter ending September 2015	1,174	
Quarter ending December 2015	1,175	→
Quarter ending March 2016	1,155	↓
Quarter ending June 2016	1,136	↓
Quarter ending September 2016	1,121	↓
Variance since September 2015	(4.5%)	↓



ACTIVITY

Cumulative percentage of contracted UDA delivered 2016 & 2017



Month	Adjusted Scheduled Activity (UDA)	
	2016	2017
April	75	99
May	338	369
June	745	720
July	1,257	971
August	1,515	1,080
September	1,763	1,317
October	2,168	
November	2,524	
December	2,675	
January	2,940	
February	3,357	
March	3,575	
April	3,740	
May	3,755	
June	3,755	

QUALITY

	Quantity	Base Number	Contract	AT	Region	England
% of FP17s for the same patient ID Re-attending within 3 months - Children	5	114	4.4%	10.7%	12.0%	12.4%
% of FP17s for the same patient ID Re-attending within 3 months - Adults	81	562	14.4%	15.2%	15.9%	16.7%
% of FP17s for the same patient ID Re-attending between 3 & 9 months - Children	65	114	57.0%	55.3%	58.6%	57.4%
% of FP17s for the same patient ID Re-attending between 3 & 9 months - Adults	247	562	44.0%	48.8%	51.6%	50.5%
% of FP17s for Band 1 Urgent Courses	73	634	11.5%	8.4%	8.0%	9.1%
% of FP17s Relating to Free Repair or Replacements	9	634	1.4%	0.8%	0.8%	0.8%
% of FP17s Relating to Continuations	13	634	2.1%	1.1%	1.3%	1.3%
% of Patients satisfied with the dentistry they have received	3	3	N/A	93.9%	93.1%	93.2%
% of Patients satisfied with the time they had to wait for an appointment	3	3	N/A	90.7%	89.1%	89.0%

* This is based on patients treated on this contract for their most recent course of treatment. Figures in italics indicate the base number of FP17s or Patient Questionnaire responses are less than 100. N/A is shown where the base number of responses is less than 10 during the period. % is calculated as Quantity/Base number*100

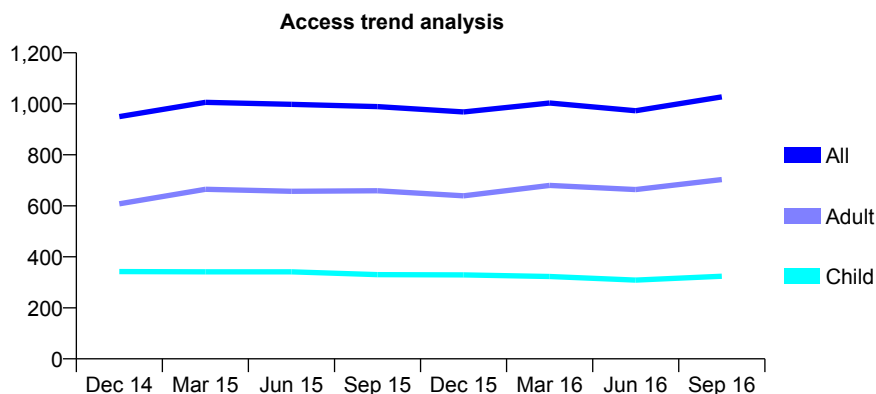
Q57 - Vital Signs At a Glance Contract Report for 221694/0001 - September 2016

Name or company name	MR MP GOODCHILD
Contract type name	GDS Contract
Purpose of contract	General
Contract start date	01/04/2006
Contract end date	

16/17 Contracted general activity (UDA)	2,861
Carry forward general activity (UDA)	0
16/17 Contracted orthodontic activity (UOA)	0
Carry forward orthodontic activity (UOA)	0
Baseline contract value	£70,403.44

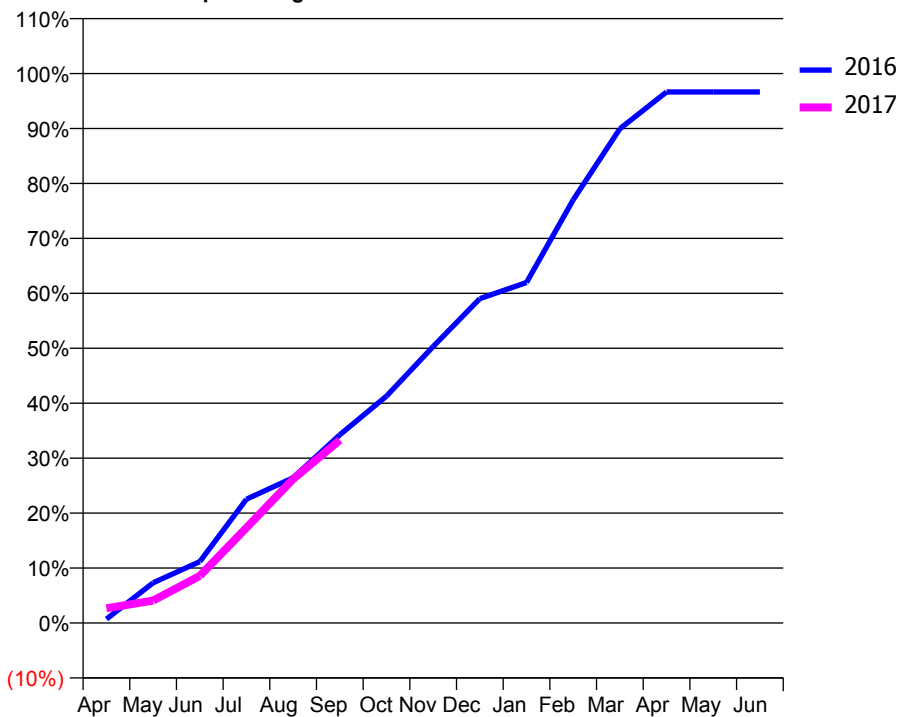
ACCESS*

Patients seen in 24 months	Total	Change since previous quarter
Quarter ending September 2015	989	
Quarter ending December 2015	968	↓
Quarter ending March 2016	1,003	↑
Quarter ending June 2016	973	↓
Quarter ending September 2016	1,027	↑
Variance since September 2015	3.8%	↑



ACTIVITY

Cumulative percentage of contracted UDA delivered 2016 & 2017



Adjusted Scheduled Activity (UDA)		
Month	2016	2017
April	20	76
May	210	117
June	320	246
July	645	496
August	756	749
September	980	952
October	1,181	
November	1,440	
December	1,689	
January	1,773	
February	2,204	
March	2,574	
April	2,765	
May	2,765	
June	2,765	

QUALITY

	Quantity	Base Number	Contract	AT	Region	England
% of FP17s for the same patient ID Re-attending within 3 months - Children	17	243	7.0%	10.7%	12.0%	12.4%
% of FP17s for the same patient ID Re-attending within 3 months - Adults	34	346	9.8%	15.2%	15.9%	16.7%
% of FP17s for the same patient ID Re-attending between 3 & 9 months - Children	162	243	66.7%	55.3%	58.6%	57.4%
% of FP17s for the same patient ID Re-attending between 3 & 9 months - Adults	156	346	45.1%	48.8%	51.6%	50.5%
% of FP17s for Band 1 Urgent Courses	41	515	8.0%	8.4%	8.0%	9.1%
% of FP17s Relating to Free Repair or Replacements	1	515	0.2%	0.8%	0.8%	0.8%
% of FP17s Relating to Continuations	2	515	0.4%	1.1%	1.3%	1.3%
% of Patients satisfied with the dentistry they have received	1	1	N/A	93.9%	93.1%	93.2%
% of Patients satisfied with the time they had to wait for an appointment	1	1	N/A	90.7%	89.1%	89.0%

* This is based on patients treated on this contract for their most recent course of treatment. Figures in italics indicate the base number of FP17s or Patient Questionnaire responses are less than 100. N/A is shown where the base number of responses is less than 10 during the period. % is calculated as Quantity/Base number*100

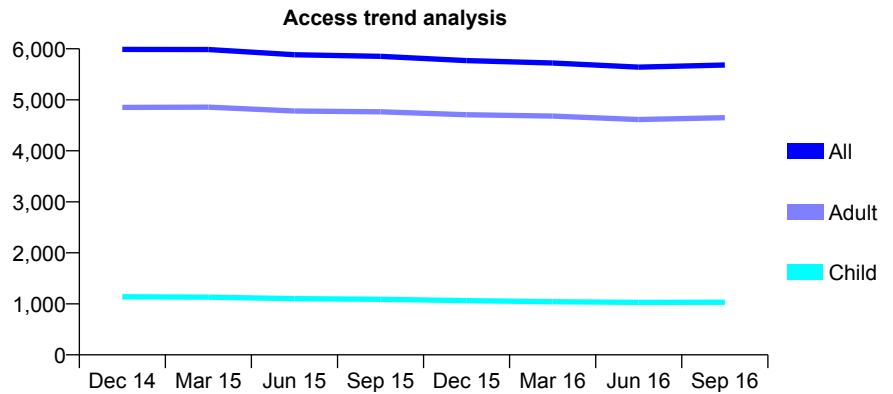
Q57 - Vital Signs At a Glance Contract Report for 229598/0001 - September 2016

Name or company name	Heybridge Dental Practice Partnership
Contract type name	GDS Contract
Purpose of contract	General
Contract start date	01/04/2006
Contract end date	

16/17 Contracted general activity (UDA)	21,357
Carry forward general activity (UDA)	0
16/17 Contracted orthodontic activity (UOA)	0
Carry forward orthodontic activity (UOA)	0
Baseline contract value	£625,857.64

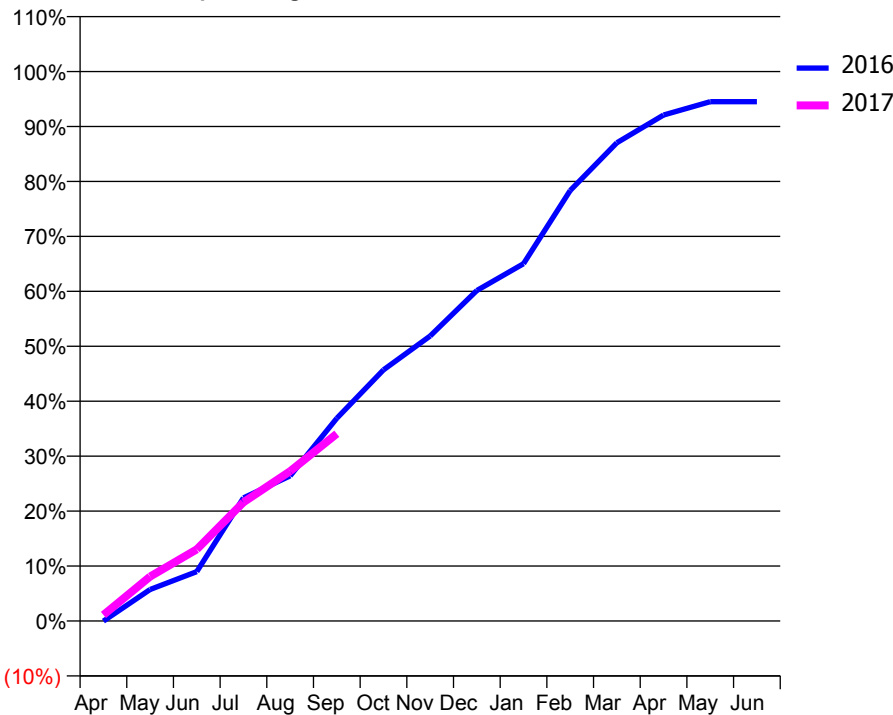
ACCESS*

Patients seen in 24 months	Total	Change since previous quarter
Quarter ending September 2015	5,853	
Quarter ending December 2015	5,769	↓
Quarter ending March 2016	5,722	→
Quarter ending June 2016	5,640	↓
Quarter ending September 2016	5,682	→
Variance since September 2015	(2.9%)	↓



ACTIVITY

Cumulative percentage of contracted UDA delivered 2016 & 2017



Month	Adjusted Scheduled Activity (UDA)	
	2016	2017
April	-7	236
May	1,224	1,729
June	1,923	2,787
July	4,788	4,616
August	5,640	5,820
September	7,880	7,280
October	9,761	
November	11,078	
December	12,844	
January	13,886	
February	16,733	
March	18,590	
April	19,667	
May	20,182	
June	20,185	

QUALITY

	Quantity	Base Number	Contract	AT	Region	England
% of FP17s for the same patient ID Re-attending within 3 months - Children	92	815	11.3%	10.7%	12.0%	12.4%
% of FP17s for the same patient ID Re-attending within 3 months - Adults	571	3,292	17.3%	15.2%	15.9%	16.7%
% of FP17s for the same patient ID Re-attending between 3 & 9 months - Children	475	815	58.3%	55.3%	58.6%	57.4%
% of FP17s for the same patient ID Re-attending between 3 & 9 months - Adults	1,919	3,292	58.3%	48.8%	51.6%	50.5%
% of FP17s for Band 1 Urgent Courses	247	3,255	7.6%	8.4%	8.0%	9.1%
% of FP17s Relating to Free Repair or Replacements	59	3,255	1.8%	0.8%	0.8%	0.8%
% of FP17s Relating to Continuations	73	3,255	2.2%	1.1%	1.3%	1.3%
% of Patients satisfied with the dentistry they have received	7	7	N/A	93.9%	93.1%	93.2%
% of Patients satisfied with the time they had to wait for an appointment	7	7	N/A	90.7%	89.1%	89.0%

* This is based on patients treated on this contract for their most recent course of treatment. Figures in italics indicate the base number of FP17s or Patient Questionnaire responses are less than 100. N/A is shown where the base number of responses is less than 10 during the period. % is calculated as Quantity/Base number*100

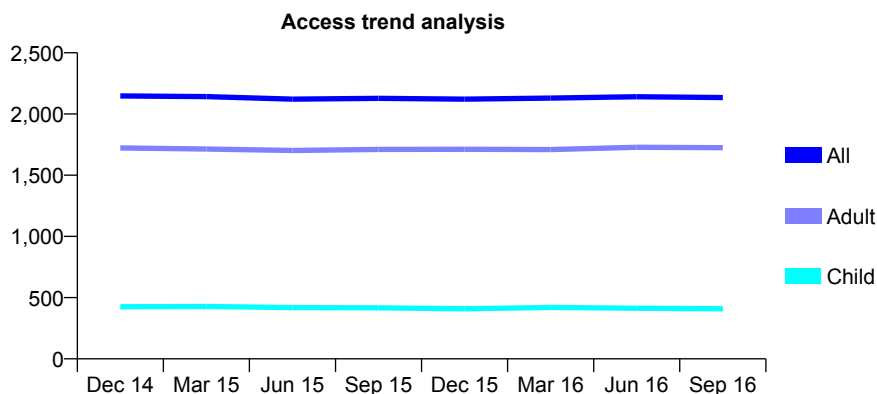
Q57 - Vital Signs At a Glance Contract Report for 237914/0001 - September 2016

Name or company name	MISS S RASHID
Contract type name	GDS Contract
Purpose of contract	General
Contract start date	01/04/2006
Contract end date	

16/17 Contracted general activity (UDA)	6,521
Carry forward general activity (UDA)	234
16/17 Contracted orthodontic activity (UOA)	0
Carry forward orthodontic activity (UOA)	0
Baseline contract value	£149,654.22

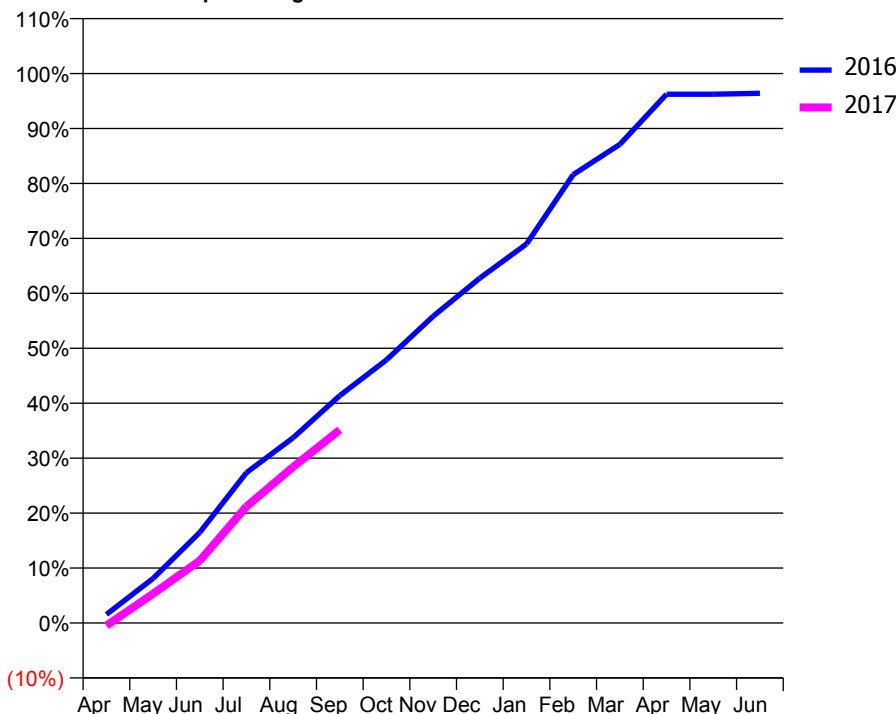
ACCESS*

Patients seen in 24 months	Total	Change since previous quarter
Quarter ending September 2015	2,128	
Quarter ending December 2015	2,121	→
Quarter ending March 2016	2,130	→
Quarter ending June 2016	2,141	→
Quarter ending September 2016	2,134	→
Variance since September 2015	0.3%	→



ACTIVITY

Cumulative percentage of contracted UDA delivered 2016 & 2017



Adjusted Scheduled Activity (UDA)

Month	2016	2017
April	102	-33
May	529	347
June	1,076	740
July	1,785	1,382
August	2,198	1,852
September	2,699	2,292
October	3,123	
November	3,640	
December	4,093	
January	4,497	
February	5,321	
March	5,681	
April	6,275	
May	6,275	
June	6,287	

QUALITY

	Quantity	Base Number	Contract	AT	Region	England
% of FP17s for the same patient ID Re-attending within 3 months - Children	26	424	6.1%	10.7%	12.0%	12.4%
% of FP17s for the same patient ID Re-attending within 3 months - Adults	174	1,562	11.1%	15.2%	15.9%	16.7%
% of FP17s for the same patient ID Re-attending between 3 & 9 months - Children	291	424	68.6%	55.3%	58.6%	57.4%
% of FP17s for the same patient ID Re-attending between 3 & 9 months - Adults	1,158	1,562	74.1%	48.8%	51.6%	50.5%
% of FP17s for Band 1 Urgent Courses	36	1,643	2.2%	8.4%	8.0%	9.1%
% of FP17s Relating to Free Repair or Replacements	8	1,643	0.5%	0.8%	0.8%	0.8%
% of FP17s Relating to Continuations	0	1,643	0.0%	1.1%	1.3%	1.3%
% of Patients satisfied with the dentistry they have received	6	6	N/A	93.9%	93.1%	93.2%
% of Patients satisfied with the time they had to wait for an appointment	6	6	N/A	90.7%	89.1%	89.0%

* This is based on patients treated on this contract for their most recent course of treatment. Figures in italics indicate the base number of FP17s or Patient Questionnaire responses are less than 100. N/A is shown where the base number of responses is less than 10 during the period. % is calculated as Quantity/Base number*100

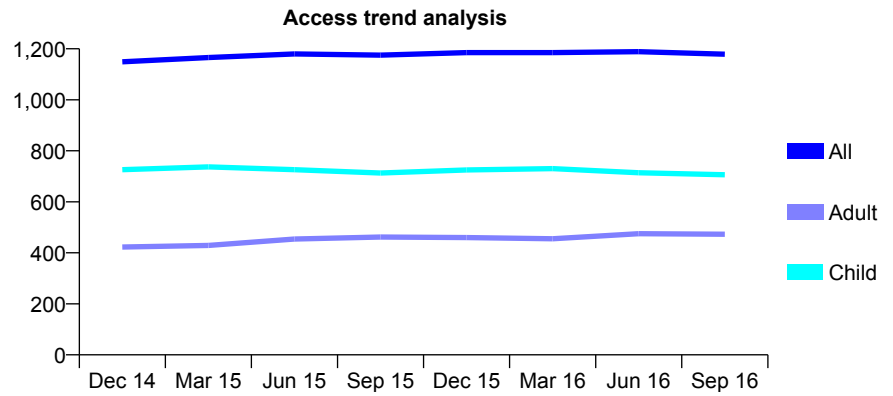
Q57 - Vital Signs At a Glance Contract Report for 239402/0001 - September 2016

Name or company name	MISS CJ COPE
Contract type name	GDS Contract
Purpose of contract	General
Contract start date	01/04/2006
Contract end date	

16/17 Contracted general activity (UDA)	3,000
Carry forward general activity (UDA)	0
16/17 Contracted orthodontic activity (UOA)	0
Carry forward orthodontic activity (UOA)	0
Baseline contract value	£79,466.81

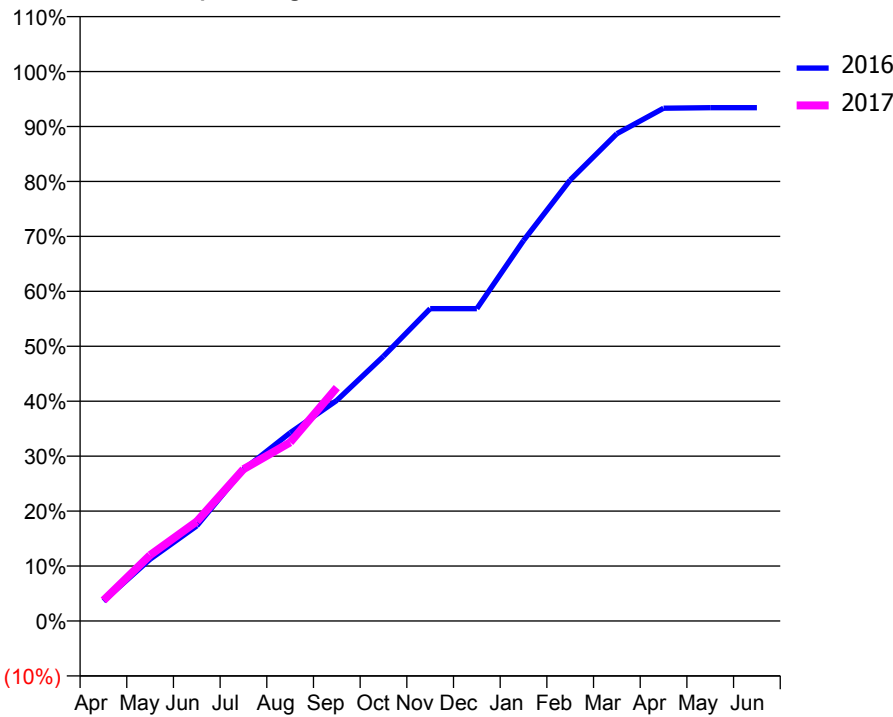
ACCESS*

Patients seen in 24 months	Total	Change since previous quarter
Quarter ending September 2015	1,175	
Quarter ending December 2015	1,185	→
Quarter ending March 2016	1,185	→
Quarter ending June 2016	1,189	→
Quarter ending September 2016	1,179	→
Variance since September 2015	0.3%	→



ACTIVITY

Cumulative percentage of contracted UDA delivered 2016 & 2017



Month	Adjusted Scheduled Activity (UDA)	
	2016	2017
April	109	112
May	337	360
June	519	544
July	826	829
August	1,027	975
September	1,204	1,274
October	1,445	
November	1,705	
December	1,705	
January	2,077	
February	2,408	
March	2,661	
April	2,799	
May	2,802	
June	2,802	

QUALITY

	Quantity	Base Number	Contract	AT	Region	England
% of FP17s for the same patient ID Re-attending within 3 months - Children	54	560	9.6%	10.7%	12.0%	12.4%
% of FP17s for the same patient ID Re-attending within 3 months - Adults	20	267	7.5%	15.2%	15.9%	16.7%
% of FP17s for the same patient ID Re-attending between 3 & 9 months - Children	401	560	71.6%	55.3%	58.6%	57.4%
% of FP17s for the same patient ID Re-attending between 3 & 9 months - Adults	168	267	62.9%	48.8%	51.6%	50.5%
% of FP17s for Band 1 Urgent Courses	36	760	4.7%	8.4%	8.0%	9.1%
% of FP17s Relating to Free Repair or Replacements	1	760	0.1%	0.8%	0.8%	0.8%
% of FP17s Relating to Continuations	1	760	0.1%	1.1%	1.3%	1.3%
% of Patients satisfied with the dentistry they have received	1	1	N/A	93.9%	93.1%	93.2%
% of Patients satisfied with the time they had to wait for an appointment	1	1	N/A	90.7%	89.1%	89.0%

* This is based on patients treated on this contract for their most recent course of treatment. Figures in italics indicate the base number of FP17s or Patient Questionnaire responses are less than 100. N/A is shown where the base number of responses is less than 10 during the period. % is calculated as Quantity/Base number*100

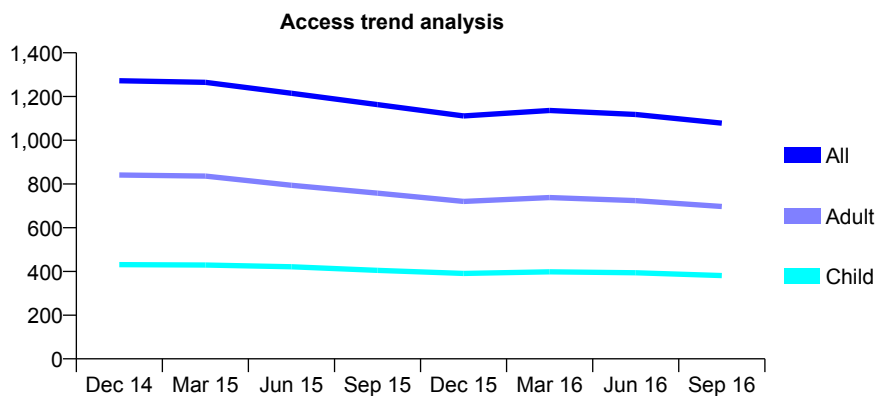
Q57 - Vital Signs At a Glance Contract Report for 243566/0001 - September 2016

Name or company name	MISS M KHANNA
Contract type name	GDS Contract
Purpose of contract	General
Contract start date	01/04/2006
Contract end date	

16/17 Contracted general activity (UDA)	3,000
Carry forward general activity (UDA)	0
16/17 Contracted orthodontic activity (UOA)	0
Carry forward orthodontic activity (UOA)	0
Baseline contract value	£71,077.72

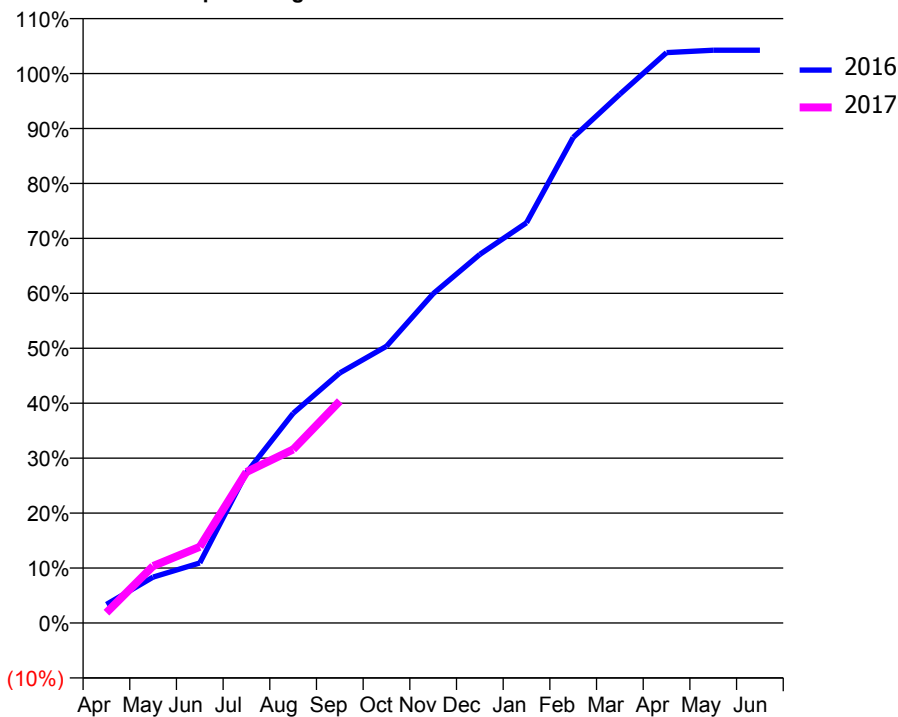
ACCESS*

Patients seen in 24 months	Total	Change since previous quarter
Quarter ending September 2015	1,163	
Quarter ending December 2015	1,111	↓
Quarter ending March 2016	1,136	↑
Quarter ending June 2016	1,118	↓
Quarter ending September 2016	1,078	↓
Variance since September 2015	(7.3%)	↓



ACTIVITY

Cumulative percentage of contracted UDA delivered 2016 & 2017



Adjusted Scheduled Activity (UDA)

Month	2016	2017
April	101	56
May	251	311
June	328	416
July	821	824
August	1,145	948
September	1,366	1,212
October	1,511	
November	1,798	
December	2,012	
January	2,185	
February	2,651	
March	2,887	
April	3,114	
May	3,127	
June	3,127	

QUALITY

	Quantity	Base Number	Contract	AT	Region	England
% of FP17s for the same patient ID Re-attending within 3 months - Children	9	246	3.7%	10.7%	12.0%	12.4%
% of FP17s for the same patient ID Re-attending within 3 months - Adults	66	484	13.6%	15.2%	15.9%	16.7%
% of FP17s for the same patient ID Re-attending between 3 & 9 months - Children	169	246	68.7%	55.3%	58.6%	57.4%
% of FP17s for the same patient ID Re-attending between 3 & 9 months - Adults	297	484	61.4%	48.8%	51.6%	50.5%
% of FP17s for Band 1 Urgent Courses	25	621	4.0%	8.4%	8.0%	9.1%
% of FP17s Relating to Free Repair or Replacements	3	621	0.5%	0.8%	0.8%	0.8%
% of FP17s Relating to Continuations	0	621	0.0%	1.1%	1.3%	1.3%
% of Patients satisfied with the dentistry they have received	0	0	N/A	93.9%	93.1%	93.2%
% of Patients satisfied with the time they had to wait for an appointment	0	0	N/A	90.7%	89.1%	89.0%

* This is based on patients treated on this contract for their most recent course of treatment. Figures in italics indicate the base number of FP17s or Patient Questionnaire responses are less than 100. N/A is shown where the base number of responses is less than 10 during the period. % is calculated as Quantity/Base number*100

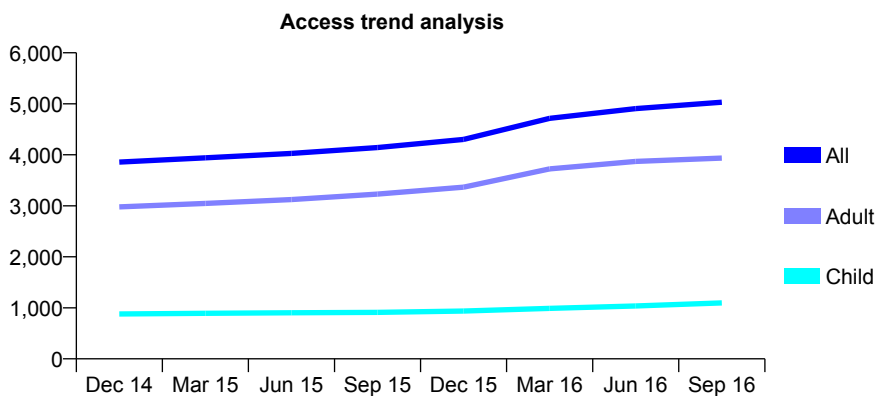
Q57 - Vital Signs At a Glance Contract Report for 251089/0001 - September 2016

Name or company name	MR JC CUDDIGAN
Contract type name	GDS Contract
Purpose of contract	General
Contract start date	01/04/2006
Contract end date	

16/17 Contracted general activity (UDA)	11,799
Carry forward general activity (UDA)	0
16/17 Contracted orthodontic activity (UOA)	0
Carry forward orthodontic activity (UOA)	0
Baseline contract value	£289,356.88

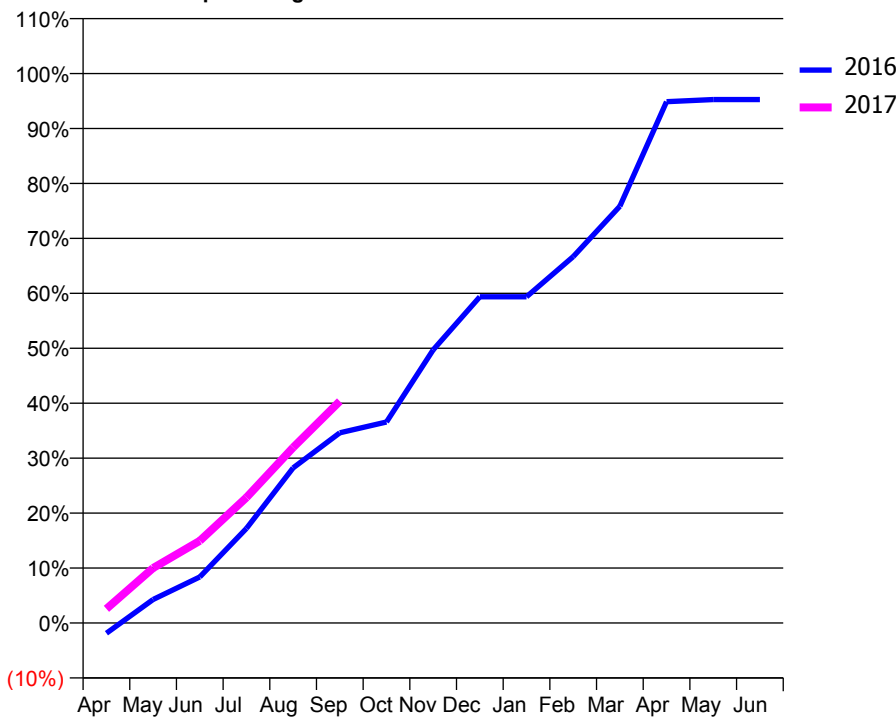
ACCESS*

Patients seen in 24 months	Total	Change since previous quarter
Quarter ending September 2015	4,143	
Quarter ending December 2015	4,303	↑
Quarter ending March 2016	4,714	↑
Quarter ending June 2016	4,906	↑
Quarter ending September 2016	5,031	↑
Variance since September 2015	21.4%	↑



ACTIVITY

Cumulative percentage of contracted UDA delivered 2016 & 2017



Month	Adjusted Scheduled Activity (UDA)	
	2016	2017
April	-221	304
May	507	1,182
June	990	1,766
July	2,031	2,697
August	3,332	3,770
September	4,084	4,763
October	4,317	
November	5,865	
December	7,005	
January	7,005	
February	7,867	
March	8,948	
April	11,195	
May	11,240	
June	11,240	

QUALITY

	Quantity	Base Number	Contract	AT	Region	England
% of FP17s for the same patient ID Re-attending within 3 months - Children	41	908	4.5%	10.7%	12.0%	12.4%
% of FP17s for the same patient ID Re-attending within 3 months - Adults	395	3,127	12.6%	15.2%	15.9%	16.7%
% of FP17s for the same patient ID Re-attending between 3 & 9 months - Children	454	908	50.0%	55.3%	58.6%	57.4%
% of FP17s for the same patient ID Re-attending between 3 & 9 months - Adults	1,496	3,127	47.8%	48.8%	51.6%	50.5%
% of FP17s for Band 1 Urgent Courses	291	2,808	10.4%	8.4%	8.0%	9.1%
% of FP17s Relating to Free Repair or Replacements	19	2,808	0.7%	0.8%	0.8%	0.8%
% of FP17s Relating to Continuations	13	2,808	0.5%	1.1%	1.3%	1.3%
% of Patients satisfied with the dentistry they have received	5	5	N/A	93.9%	93.1%	93.2%
% of Patients satisfied with the time they had to wait for an appointment	5	5	N/A	90.7%	89.1%	89.0%

* This is based on patients treated on this contract for their most recent course of treatment. Figures in italics indicate the base number of FP17s or Patient Questionnaire responses are less than 100. N/A is shown where the base number of responses is less than 10 during the period. % is calculated as Quantity/Base number*100

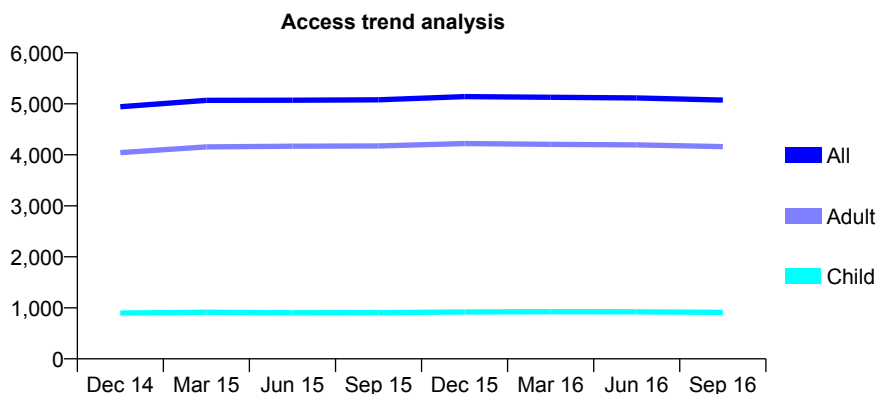
Q57 - Vital Signs At a Glance Contract Report for 253197/0001 - September 2016

Name or company name	MR DG FIGAJI
Contract type name	GDS Contract
Purpose of contract	General
Contract start date	01/04/2006
Contract end date	

16/17 Contracted general activity (UDA)	17,600
Carry forward general activity (UDA)	129
16/17 Contracted orthodontic activity (UOA)	0
Carry forward orthodontic activity (UOA)	0
Baseline contract value	£529,207.72

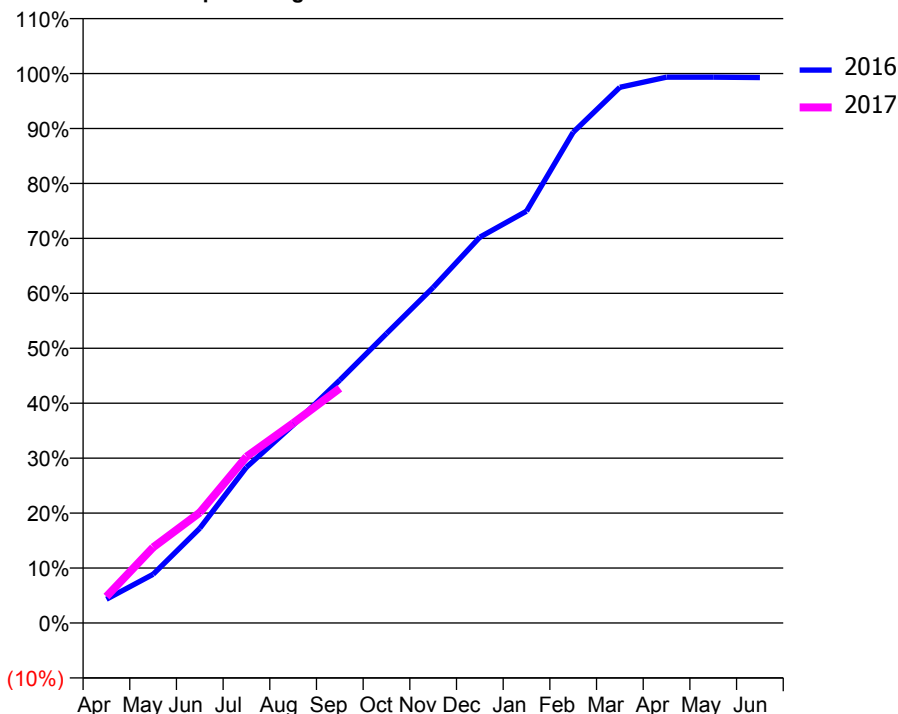
ACCESS*

Patients seen in 24 months	Total	Change since previous quarter
Quarter ending September 2015	5,079	
Quarter ending December 2015	5,141	→
Quarter ending March 2016	5,129	→
Quarter ending June 2016	5,115	→
Quarter ending September 2016	5,072	→
Variance since September 2015	(0.1%)	→



ACTIVITY

Cumulative percentage of contracted UDA delivered 2016 & 2017



Month	Adjusted Scheduled Activity (UDA)	
	2016	2017
April	761	846
May	1,560	2,424
June	3,034	3,540
July	4,992	5,329
August	6,340	6,400
September	7,781	7,518
October	9,270	
November	10,750	
December	12,359	
January	13,193	
February	15,721	
March	17,161	
April	17,483	
May	17,483	
June	17,471	

QUALITY

	Quantity	Base Number	Contract	AT	Region	England
% of FP17s for the same patient ID Re-attending within 3 months - Children	40	673	5.9%	10.7%	12.0%	12.4%
% of FP17s for the same patient ID Re-attending within 3 months - Adults	470	2,903	16.2%	15.2%	15.9%	16.7%
% of FP17s for the same patient ID Re-attending between 3 & 9 months - Children	425	673	63.2%	55.3%	58.6%	57.4%
% of FP17s for the same patient ID Re-attending between 3 & 9 months - Adults	1,660	2,903	57.2%	48.8%	51.6%	50.5%
% of FP17s for Band 1 Urgent Courses	252	3,436	7.3%	8.4%	8.0%	9.1%
% of FP17s Relating to Free Repair or Replacements	31	3,436	0.9%	0.8%	0.8%	0.8%
% of FP17s Relating to Continuations	145	3,436	4.2%	1.1%	1.3%	1.3%
% of Patients satisfied with the dentistry they have received	4	6	N/A	93.9%	93.1%	93.2%
% of Patients satisfied with the time they had to wait for an appointment	6	6	N/A	90.7%	89.1%	89.0%

* This is based on patients treated on this contract for their most recent course of treatment. Figures in italics indicate the base number of FP17s or Patient Questionnaire responses are less than 100. N/A is shown where the base number of responses is less than 10 during the period. % is calculated as Quantity/Base number*100

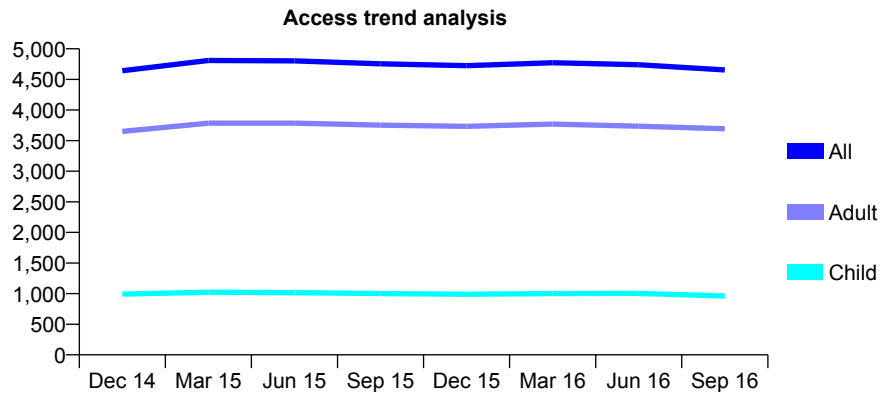
Q57 - Vital Signs At a Glance Contract Report for 253197/0002 - September 2016

Name or company name	MR DG FIGAJI
Contract type name	GDS Contract
Purpose of contract	General
Contract start date	01/04/2007
Contract end date	

16/17 Contracted general activity (UDA)	13,400
Carry forward general activity (UDA)	417
16/17 Contracted orthodontic activity (UOA)	0
Carry forward orthodontic activity (UOA)	0
Baseline contract value	£343,697.65

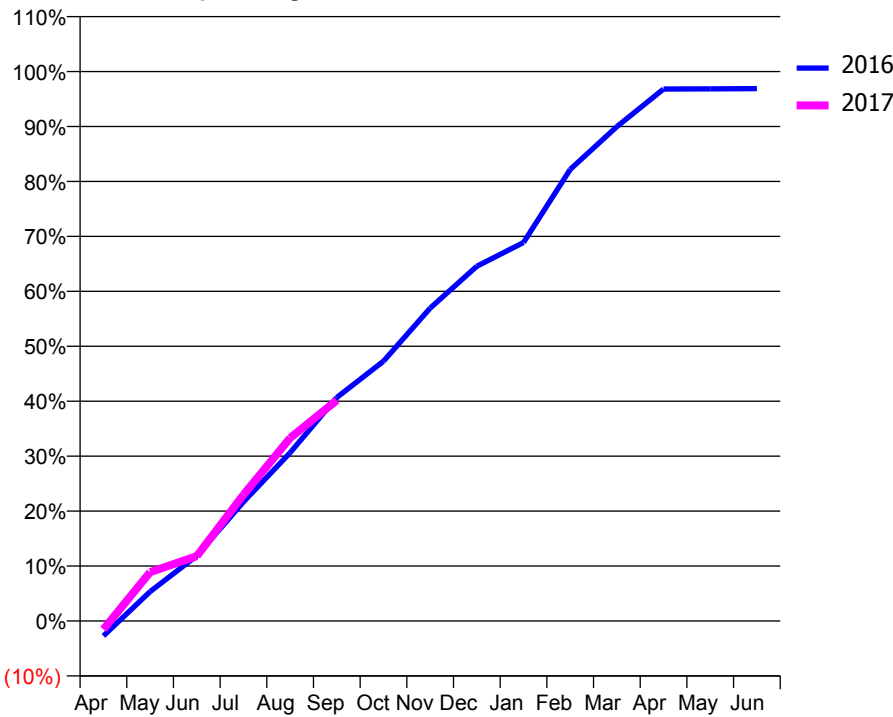
ACCESS*

Patients seen in 24 months	Total	Change since previous quarter
Quarter ending September 2015	4,754	
Quarter ending December 2015	4,725	→
Quarter ending March 2016	4,773	→
Quarter ending June 2016	4,739	→
Quarter ending September 2016	4,654	↓
Variance since September 2015	(2.1%)	↓



ACTIVITY

Cumulative percentage of contracted UDA delivered 2016 & 2017



Month	Adjusted Scheduled Activity (UDA)	
	2016	2017
April	-365	-206
May	716	1,191
June	1,591	1,583
July	2,907	3,078
August	4,105	4,462
September	5,451	5,383
October	6,336	
November	7,629	
December	8,650	
January	9,231	
February	11,011	
March	12,054	
April	12,973	
May	12,976	
June	12,983	

QUALITY

	Quantity	Base Number	Contract	AT	Region	England
% of FP17s for the same patient ID Re-attending within 3 months - Children	77	797	9.7%	10.7%	12.0%	12.4%
% of FP17s for the same patient ID Re-attending within 3 months - Adults	410	2,590	15.8%	15.2%	15.9%	16.7%
% of FP17s for the same patient ID Re-attending between 3 & 9 months - Children	528	797	66.2%	55.3%	58.6%	57.4%
% of FP17s for the same patient ID Re-attending between 3 & 9 months - Adults	1,146	2,590	44.2%	48.8%	51.6%	50.5%
% of FP17s for Band 1 Urgent Courses	146	2,986	4.9%	8.4%	8.0%	9.1%
% of FP17s Relating to Free Repair or Replacements	32	2,986	1.1%	0.8%	0.8%	0.8%
% of FP17s Relating to Continuations	148	2,986	5.0%	1.1%	1.3%	1.3%
% of Patients satisfied with the dentistry they have received	2	4	N/A	93.9%	93.1%	93.2%
% of Patients satisfied with the time they had to wait for an appointment	4	4	N/A	90.7%	89.1%	89.0%

* This is based on patients treated on this contract for their most recent course of treatment. Figures in italics indicate the base number of FP17s or Patient Questionnaire responses are less than 100. N/A is shown where the base number of responses is less than 10 during the period. % is calculated as Quantity/Base number*100

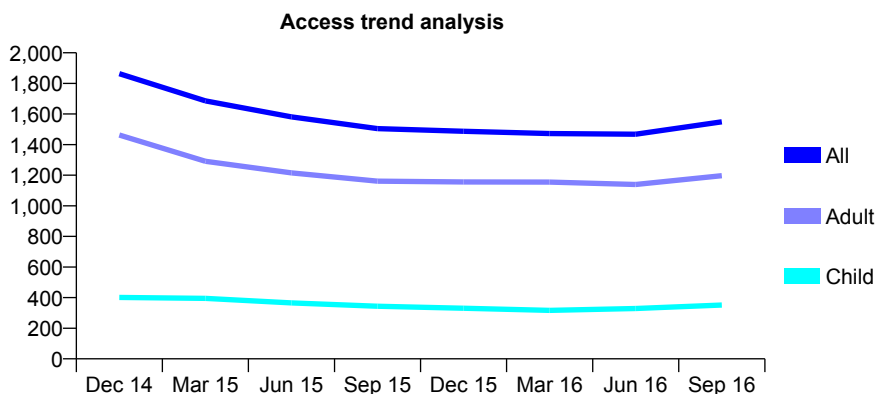
Q57 - Vital Signs At a Glance Contract Report for 253855/0001 - September 2016

Name or company name	Optident Dental Clinic
Contract type name	GDS Contract
Purpose of contract	General
Contract start date	01/04/2006
Contract end date	

16/17 Contracted general activity (UDA)	7,573
Carry forward general activity (UDA)	297
16/17 Contracted orthodontic activity (UOA)	0
Carry forward orthodontic activity (UOA)	0
Baseline contract value	£214,200.56

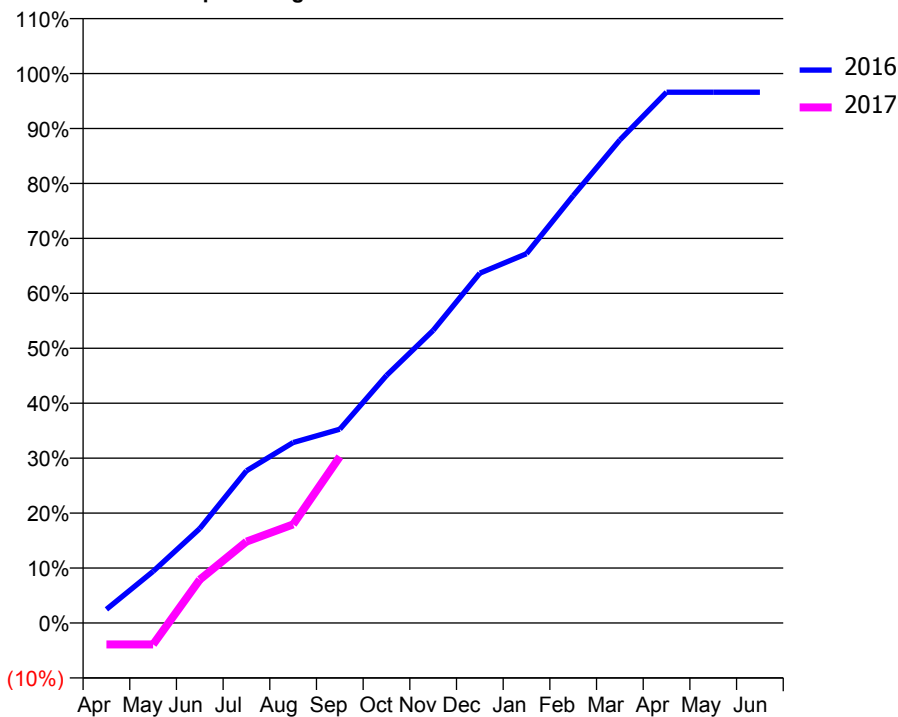
ACCESS*

Patients seen in 24 months	Total	Change since previous quarter
Quarter ending September 2015	1,505	
Quarter ending December 2015	1,487	↓
Quarter ending March 2016	1,472	↓
Quarter ending June 2016	1,468	→
Quarter ending September 2016	1,549	↑
Variance since September 2015	2.9%	↑



ACTIVITY

Cumulative percentage of contracted UDA delivered 2016 & 2017



Adjusted Scheduled Activity (UDA)

Month	2016	2017
April	189	-297
May	713	-297
June	1,301	599
July	2,097	1,122
August	2,487	1,358
September	2,671	2,293
October	3,411	
November	4,033	
December	4,822	
January	5,089	
February	5,889	
March	6,657	
April	7,315	
May	7,315	
June	7,315	

QUALITY

	Quantity	Base Number	Contract	AT	Region	England
% of FP17s for the same patient ID Re-attending within 3 months - Children	23	255	9.0%	10.7%	12.0%	12.4%
% of FP17s for the same patient ID Re-attending within 3 months - Adults	159	916	17.4%	15.2%	15.9%	16.7%
% of FP17s for the same patient ID Re-attending between 3 & 9 months - Children	126	255	49.4%	55.3%	58.6%	57.4%
% of FP17s for the same patient ID Re-attending between 3 & 9 months - Adults	384	916	41.9%	48.8%	51.6%	50.5%
% of FP17s for Band 1 Urgent Courses	4	1,086	0.4%	8.4%	8.0%	9.1%
% of FP17s Relating to Free Repair or Replacements	0	1,086	0.0%	0.8%	0.8%	0.8%
% of FP17s Relating to Continuations	53	1,086	4.9%	1.1%	1.3%	1.3%
% of Patients satisfied with the dentistry they have received	1	2	N/A	93.9%	93.1%	93.2%
% of Patients satisfied with the time they had to wait for an appointment	1	2	N/A	90.7%	89.1%	89.0%

* This is based on patients treated on this contract for their most recent course of treatment. Figures in italics indicate the base number of FP17s or Patient Questionnaire responses are less than 100. N/A is shown where the base number of responses is less than 10 during the period. % is calculated as Quantity/Base number*100

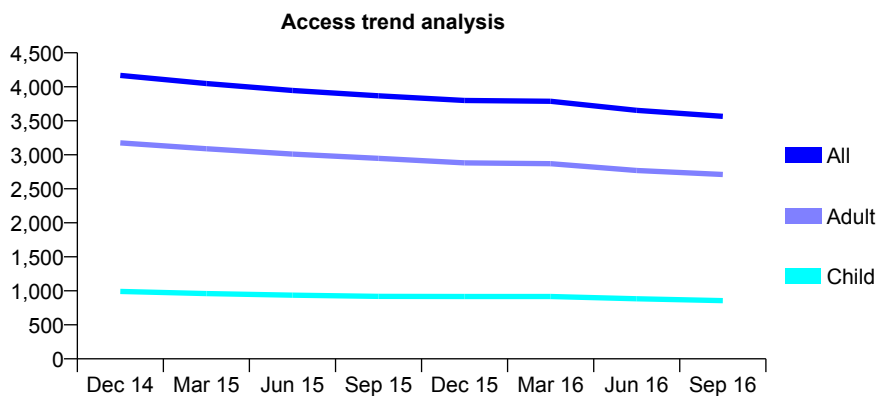
Q57 - Vital Signs At a Glance Contract Report for 257613/0003 - September 2016

Name or company name	MR S NOZOHOOR
Contract type name	GDS Contract
Purpose of contract	General
Contract start date	01/04/2006
Contract end date	

16/17 Contracted general activity (UDA)	12,949
Carry forward general activity (UDA)	56
16/17 Contracted orthodontic activity (UOA)	0
Carry forward orthodontic activity (UOA)	0
Baseline contract value	£319,204.35

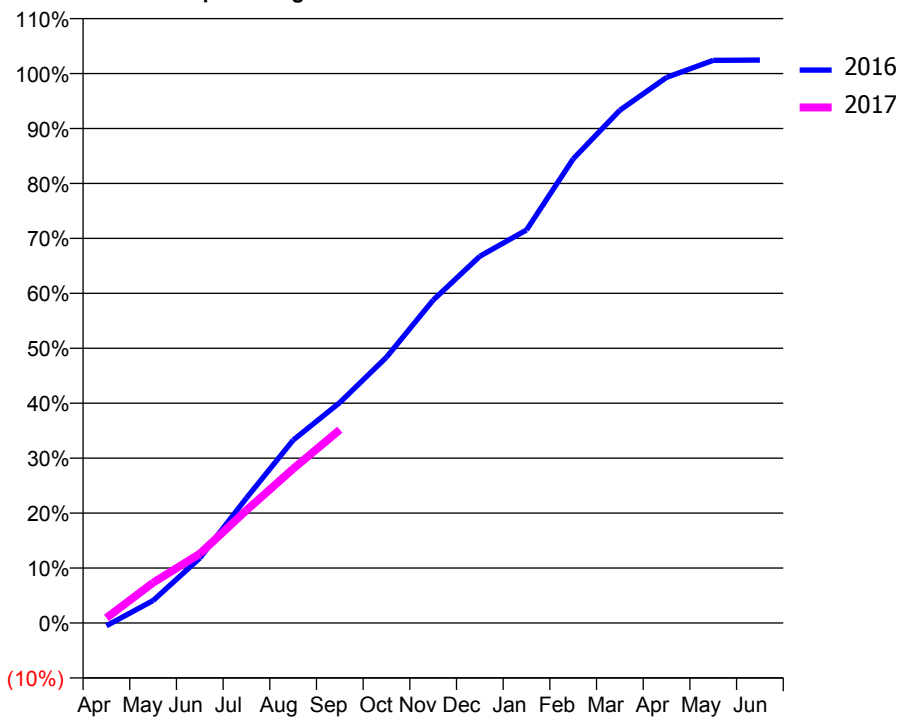
ACCESS*

Patients seen in 24 months	Total	Change since previous quarter
Quarter ending September 2015	3,867	
Quarter ending December 2015	3,799	↓
Quarter ending March 2016	3,787	→
Quarter ending June 2016	3,653	↓
Quarter ending September 2016	3,566	↓
Variance since September 2015	(7.8%)	↓



ACTIVITY

Cumulative percentage of contracted UDA delivered 2016 & 2017



Month	Adjusted Scheduled Activity (UDA)	
	2016	2017
April	-67	120
May	530	951
June	1,529	1,632
July	2,946	2,657
August	4,311	3,633
September	5,196	4,553
October	6,264	
November	7,609	
December	8,642	
January	9,261	
February	10,936	
March	12,085	
April	12,856	
May	13,258	
June	13,266	

QUALITY

	Quantity	Base Number	Contract	AT	Region	England
% of FP17s for the same patient ID Re-attending within 3 months - Children	33	537	6.1%	10.7%	12.0%	12.4%
% of FP17s for the same patient ID Re-attending within 3 months - Adults	303	1,862	16.3%	15.2%	15.9%	16.7%
% of FP17s for the same patient ID Re-attending between 3 & 9 months - Children	323	537	60.1%	55.3%	58.6%	57.4%
% of FP17s for the same patient ID Re-attending between 3 & 9 months - Adults	1,137	1,862	61.1%	48.8%	51.6%	50.5%
% of FP17s for Band 1 Urgent Courses	97	2,054	4.7%	8.4%	8.0%	9.1%
% of FP17s Relating to Free Repair or Replacements	32	2,054	1.6%	0.8%	0.8%	0.8%
% of FP17s Relating to Continuations	36	2,054	1.8%	1.1%	1.3%	1.3%
% of Patients satisfied with the dentistry they have received	5	5	N/A	93.9%	93.1%	93.2%
% of Patients satisfied with the time they had to wait for an appointment	5	5	N/A	90.7%	89.1%	89.0%

* This is based on patients treated on this contract for their most recent course of treatment. Figures in italics indicate the base number of FP17s or Patient Questionnaire responses are less than 100. N/A is shown where the base number of responses is less than 10 during the period. % is calculated as Quantity/Base number*100

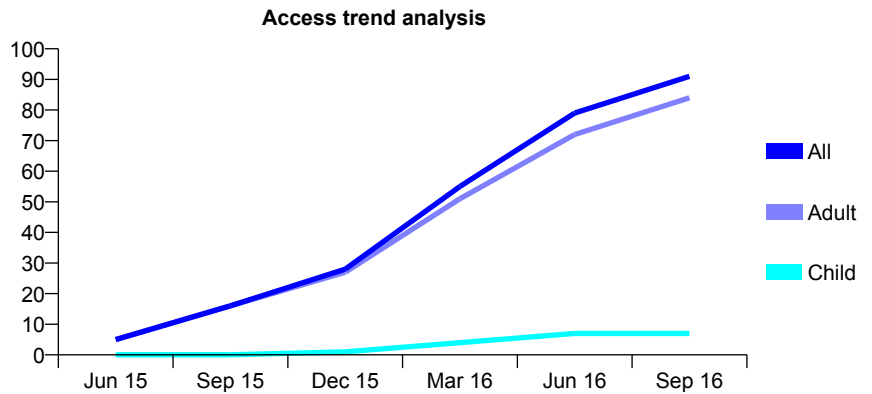
Q57 - Vital Signs At a Glance Contract Report for 257613/0007 - September 2016

Name or company name	MR S NOZOHOOR
Contract type name	GDS Contract
Purpose of contract	General
Contract start date	01/04/2015
Contract end date	

16/17 Contracted general activity (UDA)	583
Carry forward general activity (UDA)	0
16/17 Contracted orthodontic activity (UOA)	0
Carry forward orthodontic activity (UOA)	0
Baseline contract value	£14,366.15

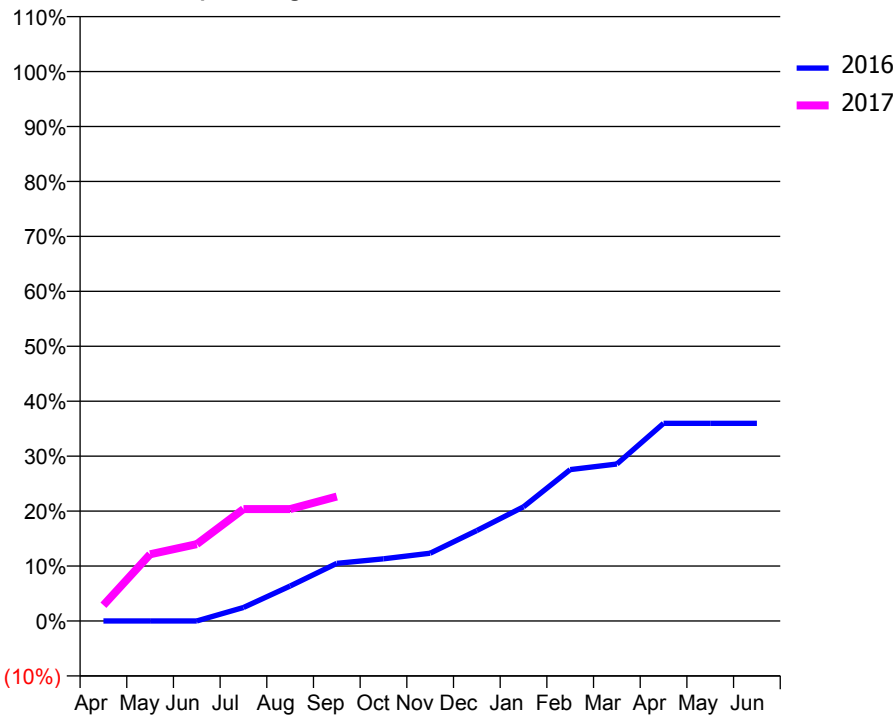
ACCESS*

Patients seen in 24 months	Total	Change since previous quarter
Quarter ending September 2015	16	
Quarter ending December 2015	28	↑
Quarter ending March 2016	55	↑
Quarter ending June 2016	79	↑
Quarter ending September 2016	91	↑
Variance since September 2015	468.8%	↑



ACTIVITY

Cumulative percentage of contracted UDA delivered 2016 & 2017



Month	Adjusted Scheduled Activity (UDA)	
	2016	2017
April	0	17
May	0	71
June	0	82
July	14	119
August	37	119
September	61	132
October	66	
November	72	
December	96	
January	121	
February	161	
March	167	
April	210	
May	210	
June	210	

QUALITY

	Quantity	Base Number	Contract	AT	Region	England
% of FP17s for the same patient ID Re-attending within 3 months - Children	0	22	0.0%	10.7%	12.0%	12.4%
% of FP17s for the same patient ID Re-attending within 3 months - Adults	2	124	1.6%	15.2%	15.9%	16.7%
% of FP17s for the same patient ID Re-attending between 3 & 9 months - Children	0	22	0.0%	55.3%	58.6%	57.4%
% of FP17s for the same patient ID Re-attending between 3 & 9 months - Adults	0	124	0.0%	48.8%	51.6%	50.5%
% of FP17s for Band 1 Urgent Courses	110	110	100.0%	8.4%	8.0%	9.1%
% of FP17s Relating to Free Repair or Replacements	0	110	0.0%	0.8%	0.8%	0.8%
% of FP17s Relating to Continuations	0	110	0.0%	1.1%	1.3%	1.3%
% of Patients satisfied with the dentistry they have received	0	0	N/A	93.9%	93.1%	93.2%
% of Patients satisfied with the time they had to wait for an appointment	0	0	N/A	90.7%	89.1%	89.0%

* This is based on patients treated on this contract for their most recent course of treatment. Figures in italics indicate the base number of FP17s or Patient Questionnaire responses are less than 100. N/A is shown where the base number of responses is less than 10 during the period. % is calculated as Quantity/Base number*100

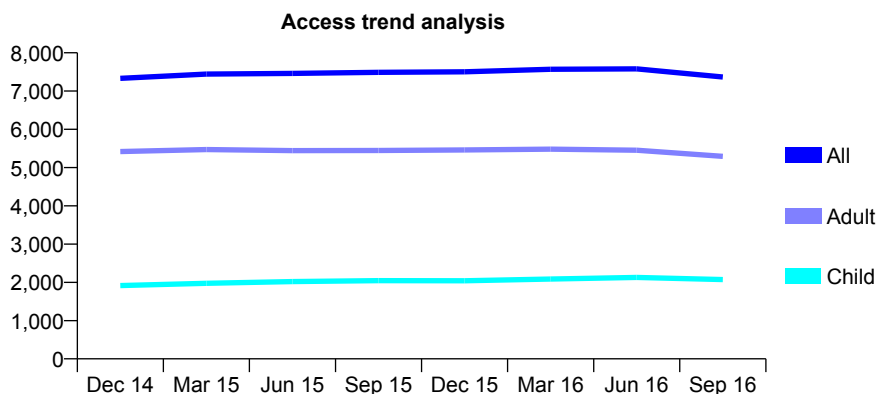
Q57 - Vital Signs At a Glance Contract Report for 258261/0001 - September 2016

Name or company name	MR D REZAIIE DASTJERDI
Contract type name	GDS Contract
Purpose of contract	General
Contract start date	01/04/2006
Contract end date	

16/17 Contracted general activity (UDA)	21,897
Carry forward general activity (UDA)	0
16/17 Contracted orthodontic activity (UOA)	0
Carry forward orthodontic activity (UOA)	0
Baseline contract value	£593,356.80

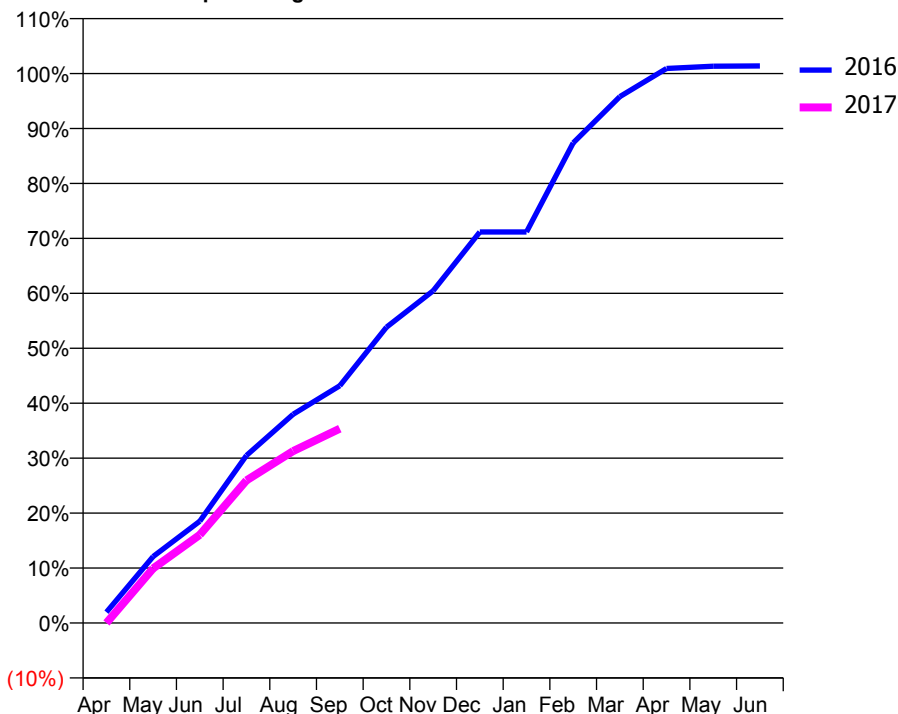
ACCESS*

Patients seen in 24 months	Total	Change since previous quarter
Quarter ending September 2015	7,489	
Quarter ending December 2015	7,503	→
Quarter ending March 2016	7,569	→
Quarter ending June 2016	7,581	→
Quarter ending September 2016	7,366	↓
Variance since September 2015	(1.6%)	↓



ACTIVITY

Cumulative percentage of contracted UDA delivered 2016 & 2017



Month	Adjusted Scheduled Activity (UDA)	
	2016	2017
April	433	0
May	2,648	2,176
June	4,056	3,515
July	6,676	5,686
August	8,317	6,853
September	9,458	7,746
October	11,789	
November	13,241	
December	15,585	
January	15,585	
February	19,133	
March	20,975	
April	22,095	
May	22,186	
June	22,199	

QUALITY

	Quantity	Base Number	Contract	AT	Region	England
% of FP17s for the same patient ID Re-attending within 3 months - Children	60	1,199	5.0%	10.7%	12.0%	12.4%
% of FP17s for the same patient ID Re-attending within 3 months - Adults	441	3,064	14.4%	15.2%	15.9%	16.7%
% of FP17s for the same patient ID Re-attending between 3 & 9 months - Children	534	1,199	44.5%	55.3%	58.6%	57.4%
% of FP17s for the same patient ID Re-attending between 3 & 9 months - Adults	1,462	3,064	47.7%	48.8%	51.6%	50.5%
% of FP17s for Band 1 Urgent Courses	258	3,755	6.9%	8.4%	8.0%	9.1%
% of FP17s Relating to Free Repair or Replacements	41	3,755	1.1%	0.8%	0.8%	0.8%
% of FP17s Relating to Continuations	32	3,755	0.9%	1.1%	1.3%	1.3%
% of Patients satisfied with the dentistry they have received	3	4	N/A	93.9%	93.1%	93.2%
% of Patients satisfied with the time they had to wait for an appointment	4	4	N/A	90.7%	89.1%	89.0%

* This is based on patients treated on this contract for their most recent course of treatment. Figures in italics indicate the base number of FP17s or Patient Questionnaire responses are less than 100. N/A is shown where the base number of responses is less than 10 during the period. % is calculated as Quantity/Base number*100

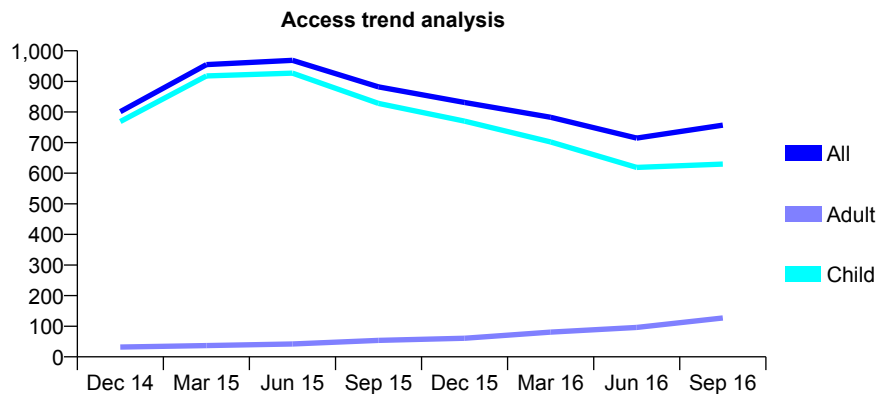
Q57 - Vital Signs At a Glance Contract Report for 261076/0001 - September 2016

Name or company name	MR SA PITT
Contract type name	GDS Contract
Purpose of contract	General
Contract start date	26/07/2006
Contract end date	

16/17 Contracted general activity (UDA)	1,466
Carry forward general activity (UDA)	0
16/17 Contracted orthodontic activity (UOA)	0
Carry forward orthodontic activity (UOA)	0
Baseline contract value	£32,552.72

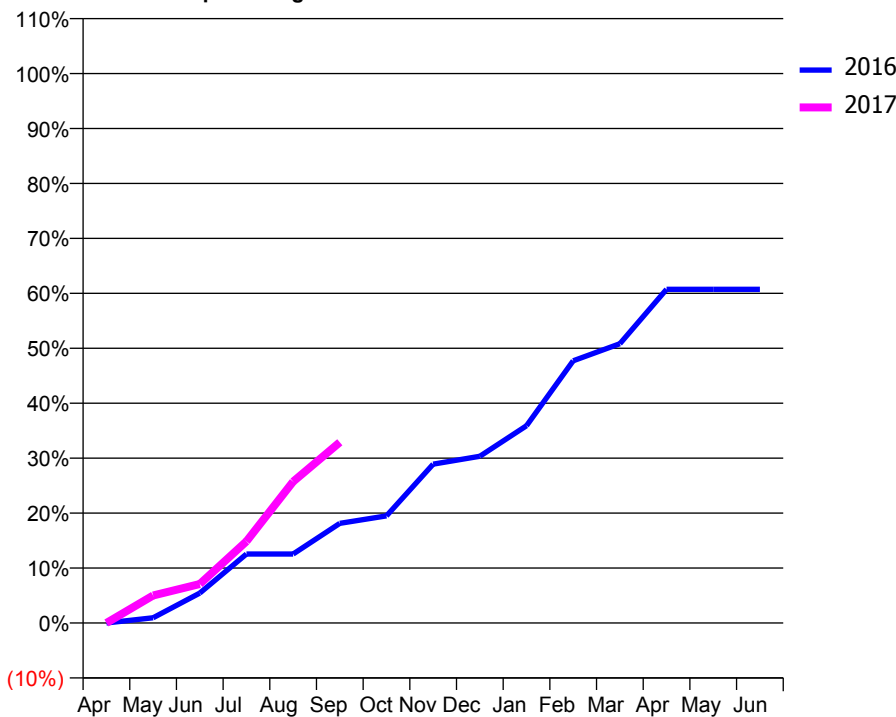
ACCESS*

Patients seen in 24 months	Total	Change since previous quarter
Quarter ending September 2015	882	
Quarter ending December 2015	831	↓
Quarter ending March 2016	783	↓
Quarter ending June 2016	715	↓
Quarter ending September 2016	757	↑
Variance since September 2015	(14.2%)	↓



ACTIVITY

Cumulative percentage of contracted UDA delivered 2016 & 2017



Month	Adjusted Scheduled Activity (UDA)	
	2016	2017
April	0	0
May	14	74
June	80	104
July	184	218
August	184	377
September	266	482
October	286	
November	424	
December	445	
January	526	
February	700	
March	745	
April	890	
May	890	
June	890	

QUALITY

	Quantity	Base Number	Contract	AT	Region	England
% of FP17s for the same patient ID Re-attending within 3 months - Children	27	344	7.8%	10.7%	12.0%	12.4%
% of FP17s for the same patient ID Re-attending within 3 months - Adults	9	82	11.0%	15.2%	15.9%	16.7%
% of FP17s for the same patient ID Re-attending between 3 & 9 months - Children	131	344	38.1%	55.3%	58.6%	57.4%
% of FP17s for the same patient ID Re-attending between 3 & 9 months - Adults	19	82	23.2%	48.8%	51.6%	50.5%
% of FP17s for Band 1 Urgent Courses	12	345	3.5%	8.4%	8.0%	9.1%
% of FP17s Relating to Free Repair or Replacements	0	345	0.0%	0.8%	0.8%	0.8%
% of FP17s Relating to Continuations	10	345	2.9%	1.1%	1.3%	1.3%
% of Patients satisfied with the dentistry they have received	0	0	N/A	93.9%	93.1%	93.2%
% of Patients satisfied with the time they had to wait for an appointment	0	0	N/A	90.7%	89.1%	89.0%

* This is based on patients treated on this contract for their most recent course of treatment. Figures in italics indicate the base number of FP17s or Patient Questionnaire responses are less than 100. N/A is shown where the base number of responses is less than 10 during the period. % is calculated as Quantity/Base number*100

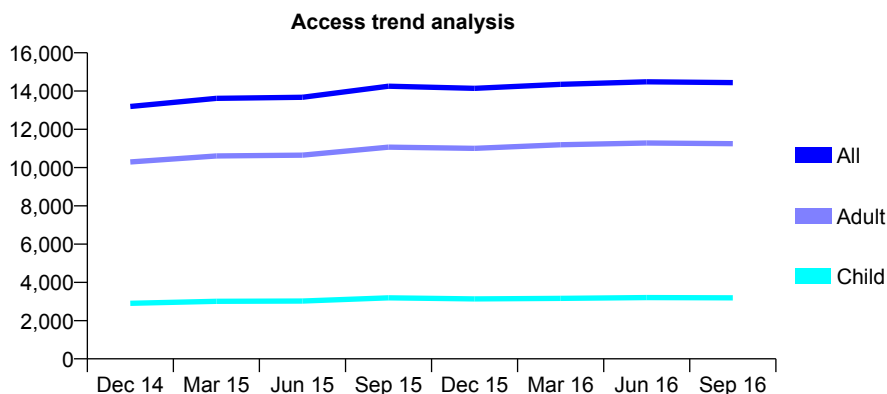
Q57 - Vital Signs At a Glance Contract Report for 268089/0004 - September 2016

Name or company name	Homewood Dental Surgery
Contract type name	GDS Contract
Purpose of contract	General
Contract start date	07/01/2007
Contract end date	

16/17 Contracted general activity (UDA)	28,411
Carry forward general activity (UDA)	0
16/17 Contracted orthodontic activity (UOA)	0
Carry forward orthodontic activity (UOA)	0
Baseline contract value	£693,639.68

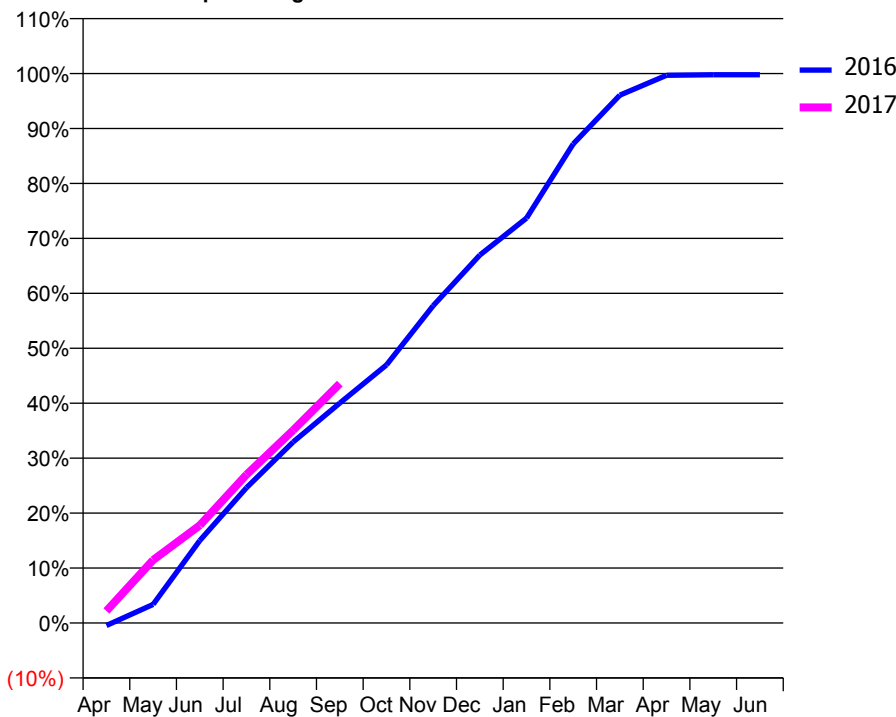
ACCESS*

Patients seen in 24 months	Total	Change since previous quarter
Quarter ending September 2015	14,256	
Quarter ending December 2015	14,139	→
Quarter ending March 2016	14,350	→
Quarter ending June 2016	14,487	→
Quarter ending September 2016	14,443	→
Variance since September 2015	1.3%	→



ACTIVITY

Cumulative percentage of contracted UDA delivered 2016 & 2017



Month	Adjusted Scheduled Activity (UDA)	
	2016	2017
April	-136	624
May	963	3,257
June	4,267	5,053
July	6,993	7,670
August	9,358	9,963
September	11,373	12,377
October	13,343	
November	16,406	
December	19,026	
January	20,932	
February	24,765	
March	27,290	
April	28,320	
May	28,345	
June	28,345	

QUALITY

	Quantity	Base Number	Contract	AT	Region	England
% of FP17s for the same patient ID Re-attending within 3 months - Children	191	2,376	8.0%	10.7%	12.0%	12.4%
% of FP17s for the same patient ID Re-attending within 3 months - Adults	1,023	6,994	14.6%	15.2%	15.9%	16.7%
% of FP17s for the same patient ID Re-attending between 3 & 9 months - Children	1,349	2,376	56.8%	55.3%	58.6%	57.4%
% of FP17s for the same patient ID Re-attending between 3 & 9 months - Adults	2,722	6,994	38.9%	48.8%	51.6%	50.5%
% of FP17s for Band 1 Urgent Courses	554	7,236	7.7%	8.4%	8.0%	9.1%
% of FP17s Relating to Free Repair or Replacements	73	7,236	1.0%	0.8%	0.8%	0.8%
% of FP17s Relating to Continuations	62	7,236	0.9%	1.1%	1.3%	1.3%
% of Patients satisfied with the dentistry they have received	42	42	100.0%	93.9%	93.1%	93.2%
% of Patients satisfied with the time they had to wait for an appointment	41	42	97.6%	90.7%	89.1%	89.0%

* This is based on patients treated on this contract for their most recent course of treatment. Figures in italics indicate the base number of FP17s or Patient Questionnaire responses are less than 100. N/A is shown where the base number of responses is less than 10 during the period. % is calculated as Quantity/Base number*100

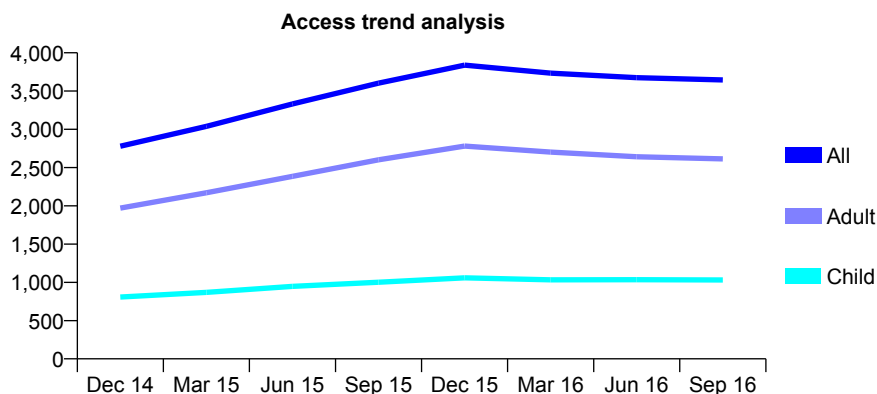
Q57 - Vital Signs At a Glance Contract Report for 270180/0003 - September 2016

Name or company name	MR SS SIHRA
Contract type name	GDS Contract
Purpose of contract	General
Contract start date	01/01/2014
Contract end date	

16/17 Contracted general activity (UDA)	11,730
Carry forward general activity (UDA)	0
16/17 Contracted orthodontic activity (UOA)	0
Carry forward orthodontic activity (UOA)	0
Baseline contract value	£323,798.41

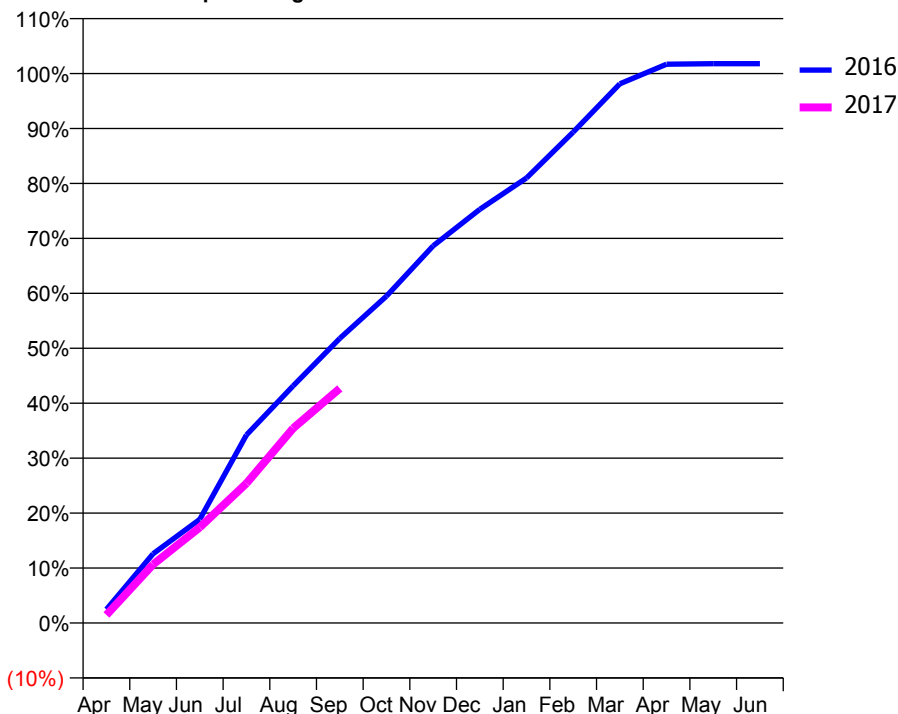
ACCESS*

Patients seen in 24 months	Total	Change since previous quarter
Quarter ending September 2015	3,603	
Quarter ending December 2015	3,839	↑
Quarter ending March 2016	3,734	↓
Quarter ending June 2016	3,675	↓
Quarter ending September 2016	3,645	→
Variance since September 2015	1.2%	→



ACTIVITY

Cumulative percentage of contracted UDA delivered 2016 & 2017



Month	Adjusted Scheduled Activity (UDA)	
	2016	2017
April	293	173
May	1,478	1,252
June	2,214	2,043
July	4,016	2,980
August	5,064	4,158
September	6,075	5,010
October	6,979	
November	8,050	
December	8,830	
January	9,500	
February	10,480	
March	11,511	
April	11,928	
May	11,940	
June	11,941	

QUALITY

	Quantity	Base Number	Contract	AT	Region	England
% of FP17s for the same patient ID Re-attending within 3 months - Children	48	625	7.7%	10.7%	12.0%	12.4%
% of FP17s for the same patient ID Re-attending within 3 months - Adults	231	1,442	16.0%	15.2%	15.9%	16.7%
% of FP17s for the same patient ID Re-attending between 3 & 9 months - Children	252	625	40.3%	55.3%	58.6%	57.4%
% of FP17s for the same patient ID Re-attending between 3 & 9 months - Adults	476	1,442	33.0%	48.8%	51.6%	50.5%
% of FP17s for Band 1 Urgent Courses	214	1,925	11.1%	8.4%	8.0%	9.1%
% of FP17s Relating to Free Repair or Replacements	8	1,925	0.4%	0.8%	0.8%	0.8%
% of FP17s Relating to Continuations	34	1,925	1.8%	1.1%	1.3%	1.3%
% of Patients satisfied with the dentistry they have received	4	4	N/A	93.9%	93.1%	93.2%
% of Patients satisfied with the time they had to wait for an appointment	3	4	N/A	90.7%	89.1%	89.0%

* This is based on patients treated on this contract for their most recent course of treatment. Figures in italics indicate the base number of FP17s or Patient Questionnaire responses are less than 100. N/A is shown where the base number of responses is less than 10 during the period. % is calculated as Quantity/Base number*100

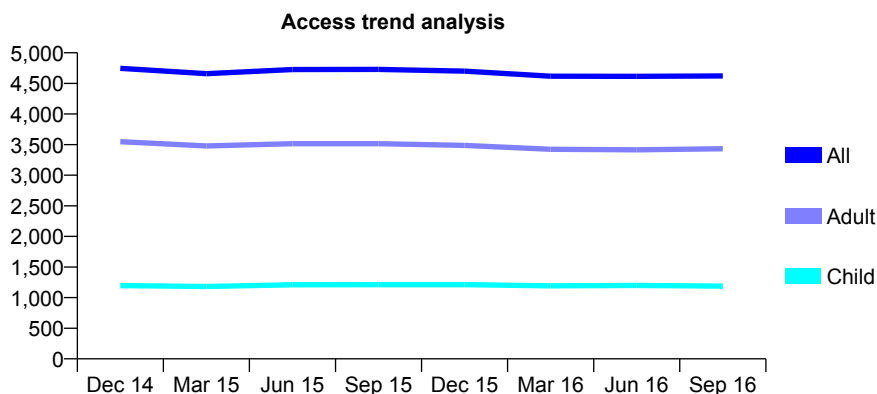
Q57 - Vital Signs At a Glance Contract Report for 270938/0001 - September 2016

Name or company name	MR A ZACHARATOS
Contract type name	GDS Contract
Purpose of contract	General
Contract start date	01/04/2006
Contract end date	

16/17 Contracted general activity (UDA)	12,002
Carry forward general activity (UDA)	0
16/17 Contracted orthodontic activity (UOA)	0
Carry forward orthodontic activity (UOA)	0
Baseline contract value	£365,212.59

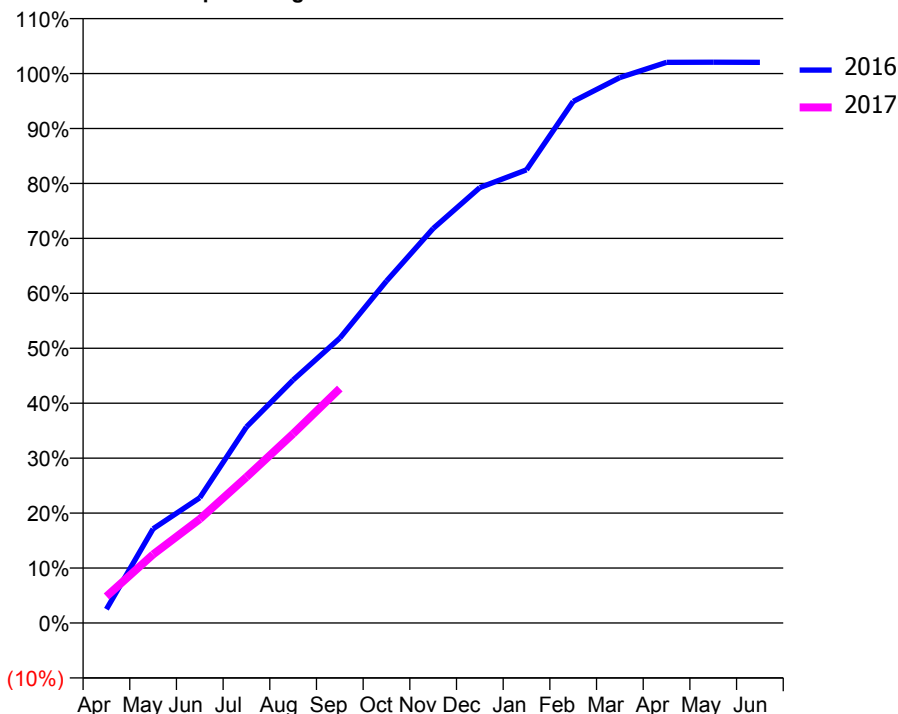
ACCESS*

Patients seen in 24 months	Total	Change since previous quarter
Quarter ending September 2015	4,729	
Quarter ending December 2015	4,700	→
Quarter ending March 2016	4,617	↓
Quarter ending June 2016	4,616	→
Quarter ending September 2016	4,622	→
Variance since September 2015	(2.3%)	↓



ACTIVITY

Cumulative percentage of contracted UDA delivered 2016 & 2017



Adjusted Scheduled Activity (UDA)

Month	2016	2017
April	302	581
May	2,057	1,499
June	2,735	2,270
July	4,283	3,187
August	5,308	4,133
September	6,222	5,122
October	7,468	
November	8,618	
December	9,510	
January	9,899	
February	11,393	
March	11,912	
April	12,244	
May	12,247	
June	12,246	

QUALITY

	Quantity	Base Number	Contract	AT	Region	England
% of FP17s for the same patient ID Re-attending within 3 months - Children	40	784	5.1%	10.7%	12.0%	12.4%
% of FP17s for the same patient ID Re-attending within 3 months - Adults	213	2,038	10.5%	15.2%	15.9%	16.7%
% of FP17s for the same patient ID Re-attending between 3 & 9 months - Children	303	784	38.6%	55.3%	58.6%	57.4%
% of FP17s for the same patient ID Re-attending between 3 & 9 months - Adults	832	2,038	40.8%	48.8%	51.6%	50.5%
% of FP17s for Band 1 Urgent Courses	163	2,701	6.0%	8.4%	8.0%	9.1%
% of FP17s Relating to Free Repair or Replacements	4	2,701	0.1%	0.8%	0.8%	0.8%
% of FP17s Relating to Continuations	35	2,701	1.3%	1.1%	1.3%	1.3%
% of Patients satisfied with the dentistry they have received	5	5	N/A	93.9%	93.1%	93.2%
% of Patients satisfied with the time they had to wait for an appointment	4	5	N/A	90.7%	89.1%	89.0%

* This is based on patients treated on this contract for their most recent course of treatment. Figures in italics indicate the base number of FP17s or Patient Questionnaire responses are less than 100. N/A is shown where the base number of responses is less than 10 during the period. % is calculated as Quantity/Base number*100

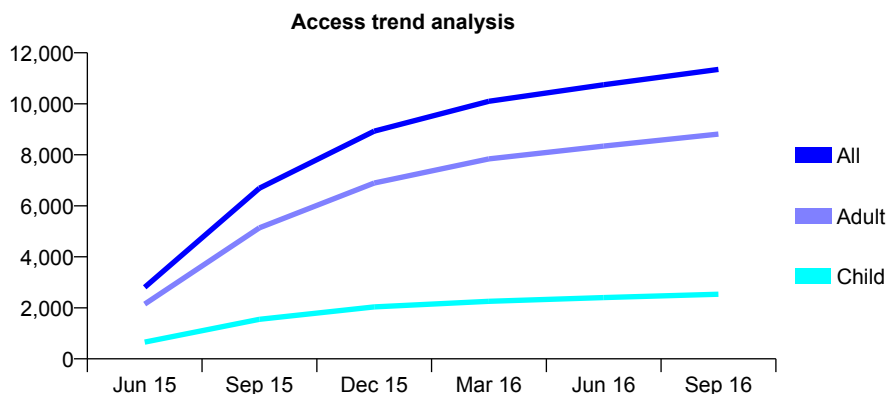
Q57 - Vital Signs At a Glance Contract Report for 271187/0003 - September 2016

Name or company name	MS BA SHAH
Contract type name	GDS Contract
Purpose of contract	General
Contract start date	01/04/2015
Contract end date	

16/17 Contracted general activity (UDA)	36,237
Carry forward general activity (UDA)	0
16/17 Contracted orthodontic activity (UOA)	0
Carry forward orthodontic activity (UOA)	0
Baseline contract value	£804,965.28

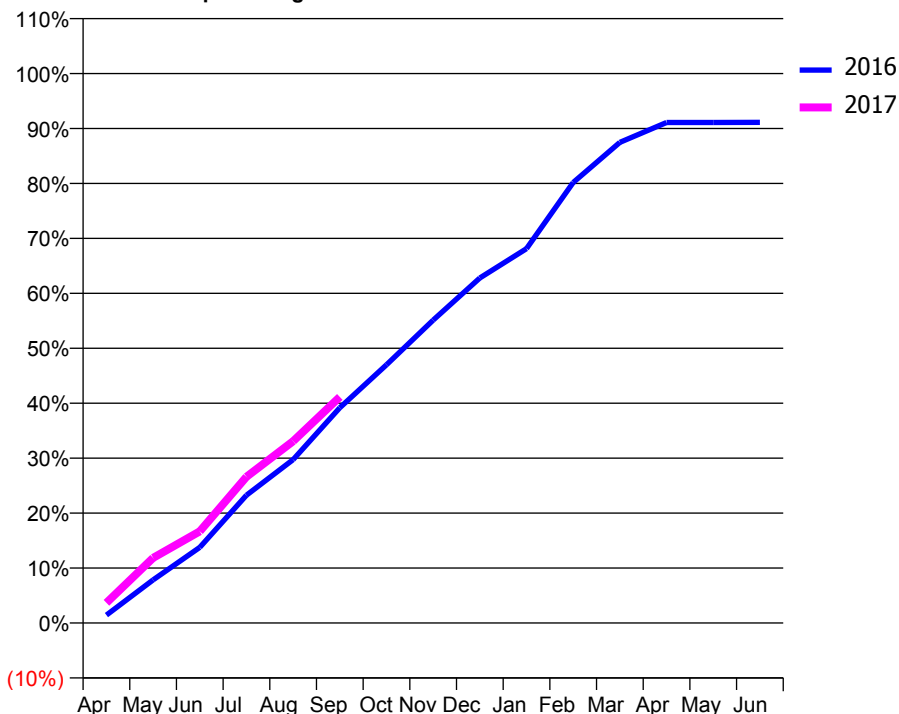
ACCESS*

Patients seen in 24 months	Total	Change since previous quarter
Quarter ending September 2015	6,688	
Quarter ending December 2015	8,927	↑
Quarter ending March 2016	10,100	↑
Quarter ending June 2016	10,747	↑
Quarter ending September 2016	11,348	↑
Variance since September 2015	69.7%	↑



ACTIVITY

Cumulative percentage of contracted UDA delivered 2016 & 2017



Month	Adjusted Scheduled Activity (UDA)	
	2016	2017
April	544	1,333
May	2,956	4,295
June	5,189	6,048
July	8,758	9,644
August	11,200	11,987
September	14,758	14,912
October	17,697	
November	20,766	
December	23,655	
January	25,658	
February	30,196	
March	32,946	
April	34,310	
May	34,311	
June	34,313	

QUALITY

	Quantity	Base Number	Contract	AT	Region	England
% of FP17s for the same patient ID Re-attending within 3 months - Children	158	1,916	8.2%	10.7%	12.0%	12.4%
% of FP17s for the same patient ID Re-attending within 3 months - Adults	1,055	6,622	15.9%	15.2%	15.9%	16.7%
% of FP17s for the same patient ID Re-attending between 3 & 9 months - Children	1,149	1,916	60.0%	55.3%	58.6%	57.4%
% of FP17s for the same patient ID Re-attending between 3 & 9 months - Adults	3,601	6,622	54.4%	48.8%	51.6%	50.5%
% of FP17s for Band 1 Urgent Courses	613	7,419	8.3%	8.4%	8.0%	9.1%
% of FP17s Relating to Free Repair or Replacements	74	7,419	1.0%	0.8%	0.8%	0.8%
% of FP17s Relating to Continuations	46	7,419	0.6%	1.1%	1.3%	1.3%
% of Patients satisfied with the dentistry they have received	11	13	84.6%	93.9%	93.1%	93.2%
% of Patients satisfied with the time they had to wait for an appointment	12	13	92.3%	90.7%	89.1%	89.0%

* This is based on patients treated on this contract for their most recent course of treatment. Figures in italics indicate the base number of FP17s or Patient Questionnaire responses are less than 100. N/A is shown where the base number of responses is less than 10 during the period. % is calculated as Quantity/Base number*100

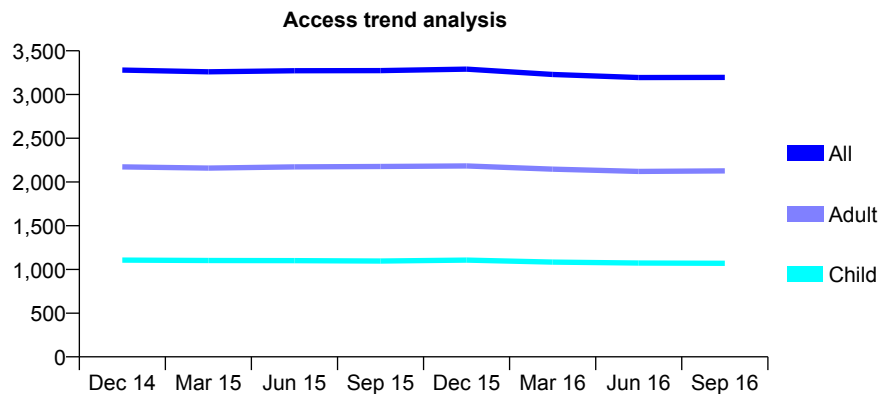
Q57 - Vital Signs At a Glance Contract Report for 273090/0001 - September 2016

Name or company name	MR I ABDUL-GHANI
Contract type name	GDS Contract
Purpose of contract	General
Contract start date	01/12/2006
Contract end date	

16/17 Contracted general activity (UDA)	8,500
Carry forward general activity (UDA)	0
16/17 Contracted orthodontic activity (UOA)	0
Carry forward orthodontic activity (UOA)	0
Baseline contract value	£204,320.60

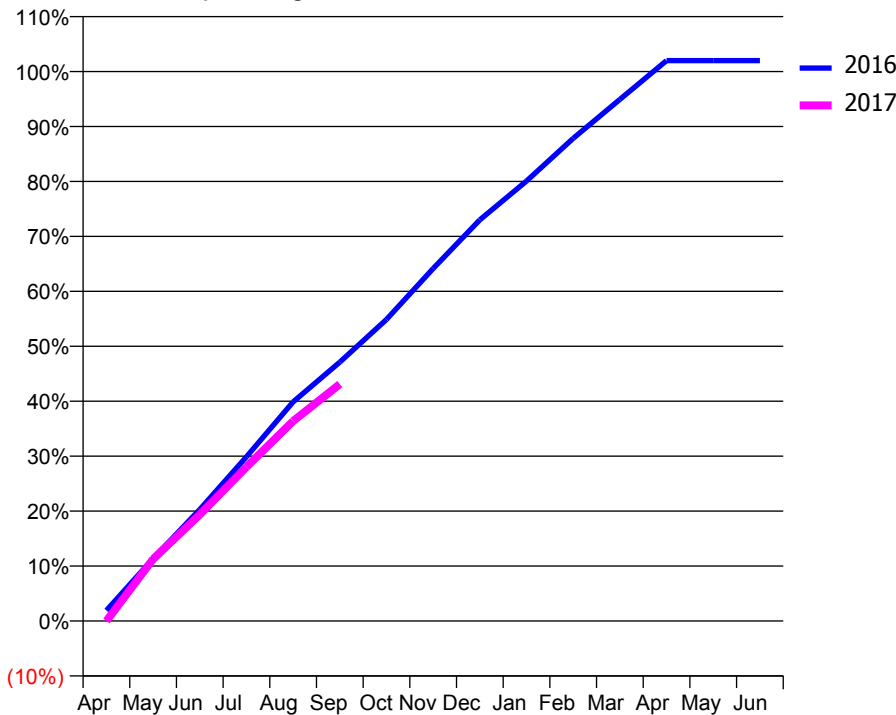
ACCESS*

Patients seen in 24 months	Total	Change since previous quarter
Quarter ending September 2015	3,273	
Quarter ending December 2015	3,290	→
Quarter ending March 2016	3,229	↓
Quarter ending June 2016	3,194	↓
Quarter ending September 2016	3,196	→
Variance since September 2015	(2.4%)	↓



ACTIVITY

Cumulative percentage of contracted UDA delivered 2016 & 2017



Month	Adjusted Scheduled Activity (UDA)	
	2016	2017
April	163	0
May	967	958
June	1,726	1,647
July	2,540	2,383
August	3,391	3,092
September	4,004	3,664
October	4,666	
November	5,452	
December	6,206	
January	6,805	
February	7,465	
March	8,068	
April	8,669	
May	8,669	
June	8,669	

QUALITY

	Quantity	Base Number	Contract	AT	Region	England
% of FP17s for the same patient ID Re-attending within 3 months - Children	59	779	7.6%	10.7%	12.0%	12.4%
% of FP17s for the same patient ID Re-attending within 3 months - Adults	250	1,635	15.3%	15.2%	15.9%	16.7%
% of FP17s for the same patient ID Re-attending between 3 & 9 months - Children	466	779	59.8%	55.3%	58.6%	57.4%
% of FP17s for the same patient ID Re-attending between 3 & 9 months - Adults	871	1,635	53.3%	48.8%	51.6%	50.5%
% of FP17s for Band 1 Urgent Courses	67	2,010	3.3%	8.4%	8.0%	9.1%
% of FP17s Relating to Free Repair or Replacements	2	2,010	0.1%	0.8%	0.8%	0.8%
% of FP17s Relating to Continuations	3	2,010	0.1%	1.1%	1.3%	1.3%
% of Patients satisfied with the dentistry they have received	9	9	N/A	93.9%	93.1%	93.2%
% of Patients satisfied with the time they had to wait for an appointment	9	9	N/A	90.7%	89.1%	89.0%

* This is based on patients treated on this contract for their most recent course of treatment. Figures in italics indicate the base number of FP17s or Patient Questionnaire responses are less than 100. N/A is shown where the base number of responses is less than 10 during the period. % is calculated as Quantity/Base number*100

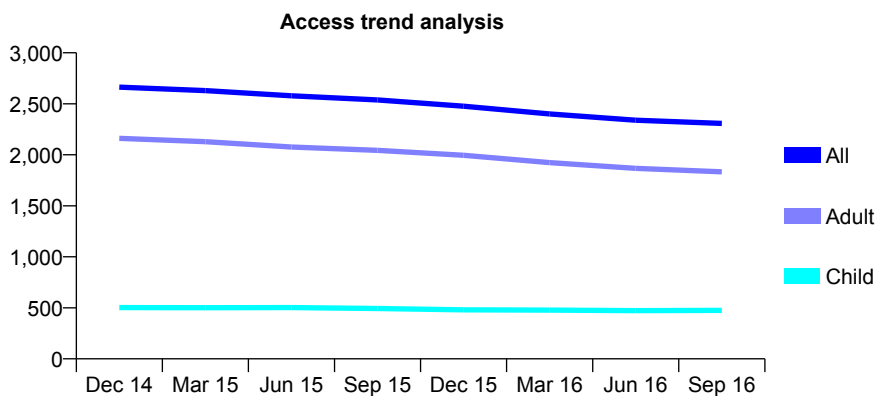
Q57 - Vital Signs At a Glance Contract Report for 274968/0001 - September 2016

Name or company name	MISS S SALIMI CHOKAMI
Contract type name	GDS Contract
Purpose of contract	General
Contract start date	26/12/2010
Contract end date	

16/17 Contracted general activity (UDA)	8,488
Carry forward general activity (UDA)	0
16/17 Contracted orthodontic activity (UOA)	0
Carry forward orthodontic activity (UOA)	0
Baseline contract value	£177,449.62

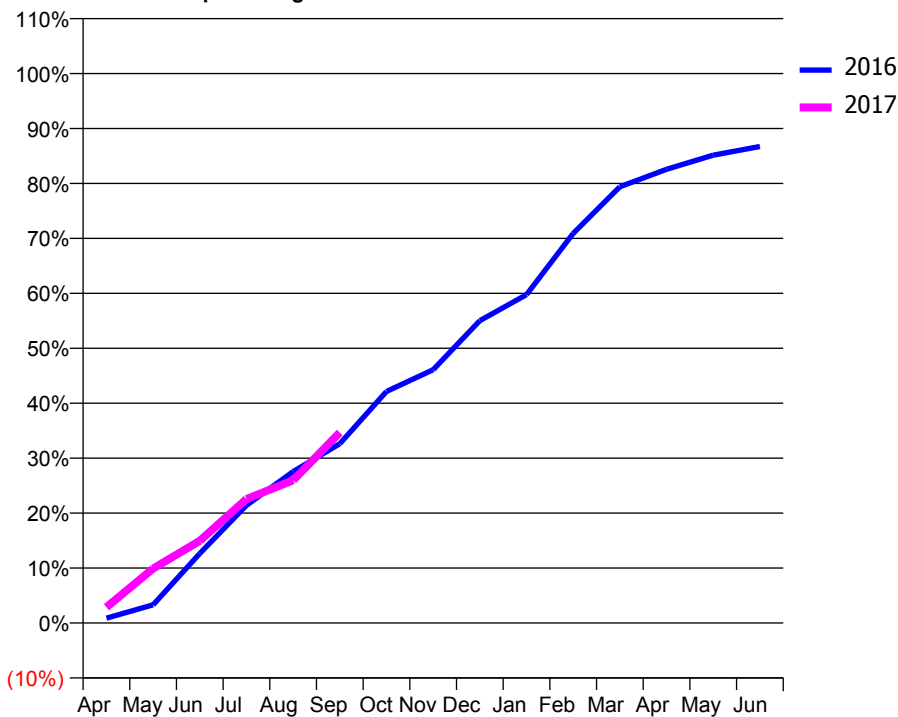
ACCESS*

Patients seen in 24 months	Total	Change since previous quarter
Quarter ending September 2015	2,538	
Quarter ending December 2015	2,477	↓
Quarter ending March 2016	2,401	↓
Quarter ending June 2016	2,339	↓
Quarter ending September 2016	2,308	↓
Variance since September 2015	(9.1%)	↓



ACTIVITY

Cumulative percentage of contracted UDA delivered 2016 & 2017



Adjusted Scheduled Activity (UDA)

Month	2016	2017
April	75	243
May	281	841
June	1,074	1,269
July	1,817	1,915
August	2,339	2,206
September	2,769	2,942
October	3,578	
November	3,913	
December	4,670	
January	5,072	
February	6,019	
March	6,738	
April	7,009	
May	7,226	
June	7,361	

QUALITY

	Quantity	Base Number	Contract	AT	Region	England
% of FP17s for the same patient ID Re-attending within 3 months - Children	23	301	7.6%	10.7%	12.0%	12.4%
% of FP17s for the same patient ID Re-attending within 3 months - Adults	185	1,068	17.3%	15.2%	15.9%	16.7%
% of FP17s for the same patient ID Re-attending between 3 & 9 months - Children	164	301	54.5%	55.3%	58.6%	57.4%
% of FP17s for the same patient ID Re-attending between 3 & 9 months - Adults	459	1,068	43.0%	48.8%	51.6%	50.5%
% of FP17s for Band 1 Urgent Courses	125	1,211	10.3%	8.4%	8.0%	9.1%
% of FP17s Relating to Free Repair or Replacements	18	1,211	1.5%	0.8%	0.8%	0.8%
% of FP17s Relating to Continuations	17	1,211	1.4%	1.1%	1.3%	1.3%
% of Patients satisfied with the dentistry they have received	3	3	N/A	93.9%	93.1%	93.2%
% of Patients satisfied with the time they had to wait for an appointment	3	3	N/A	90.7%	89.1%	89.0%

* This is based on patients treated on this contract for their most recent course of treatment. Figures in italics indicate the base number of FP17s or Patient Questionnaire responses are less than 100. N/A is shown where the base number of responses is less than 10 during the period. % is calculated as Quantity/Base number*100

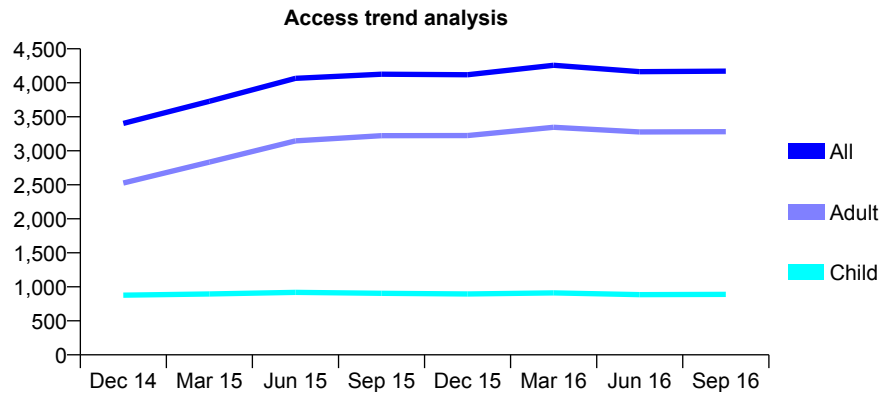
Q57 - Vital Signs At a Glance Contract Report for 277371/0004 - September 2016

Name or company name	MRS K SIVAGURUNATHAN
Contract type name	GDS Contract
Purpose of contract	General
Contract start date	01/07/2013
Contract end date	

16/17 Contracted general activity (UDA)	8,081
Carry forward general activity (UDA)	0
16/17 Contracted orthodontic activity (UOA)	0
Carry forward orthodontic activity (UOA)	0
Baseline contract value	£249,631.05

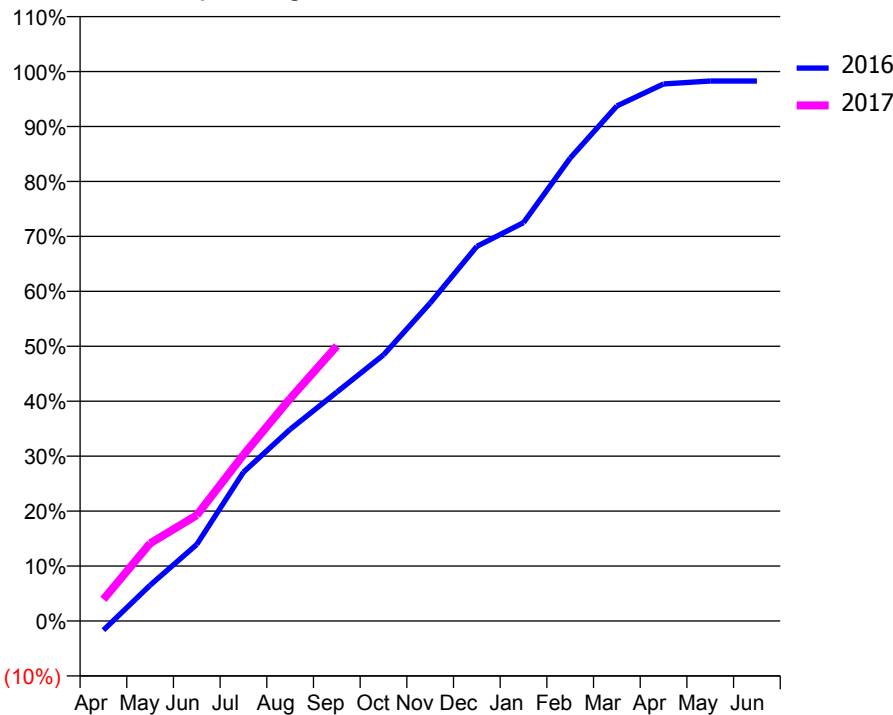
ACCESS*

Patients seen in 24 months	Total	Change since previous quarter
Quarter ending September 2015	4,127	
Quarter ending December 2015	4,119	→
Quarter ending March 2016	4,258	↑
Quarter ending June 2016	4,163	↓
Quarter ending September 2016	4,171	→
Variance since September 2015	1.1%	→



ACTIVITY

Cumulative percentage of contracted UDA delivered 2016 & 2017



Month	Adjusted Scheduled Activity (UDA)	
	2016	2017
April	-137	319
May	526	1,143
June	1,126	1,556
July	2,189	2,445
August	2,820	3,272
September	3,366	4,044
October	3,914	
November	4,675	
December	5,509	
January	5,859	
February	6,807	
March	7,575	
April	7,897	
May	7,941	
June	7,941	

QUALITY

	Quantity	Base Number	Contract	AT	Region	England
% of FP17s for the same patient ID Re-attending within 3 months - Children	35	696	5.0%	10.7%	12.0%	12.4%
% of FP17s for the same patient ID Re-attending within 3 months - Adults	76	1,649	4.6%	15.2%	15.9%	16.7%
% of FP17s for the same patient ID Re-attending between 3 & 9 months - Children	436	696	62.6%	55.3%	58.6%	57.4%
% of FP17s for the same patient ID Re-attending between 3 & 9 months - Adults	431	1,649	26.1%	48.8%	51.6%	50.5%
% of FP17s for Band 1 Urgent Courses	41	2,163	1.9%	8.4%	8.0%	9.1%
% of FP17s Relating to Free Repair or Replacements	8	2,163	0.4%	0.8%	0.8%	0.8%
% of FP17s Relating to Continuations	14	2,163	0.6%	1.1%	1.3%	1.3%
% of Patients satisfied with the dentistry they have received	1	1	N/A	93.9%	93.1%	93.2%
% of Patients satisfied with the time they had to wait for an appointment	1	1	N/A	90.7%	89.1%	89.0%

* This is based on patients treated on this contract for their most recent course of treatment. Figures in italics indicate the base number of FP17s or Patient Questionnaire responses are less than 100. N/A is shown where the base number of responses is less than 10 during the period. % is calculated as Quantity/Base number*100

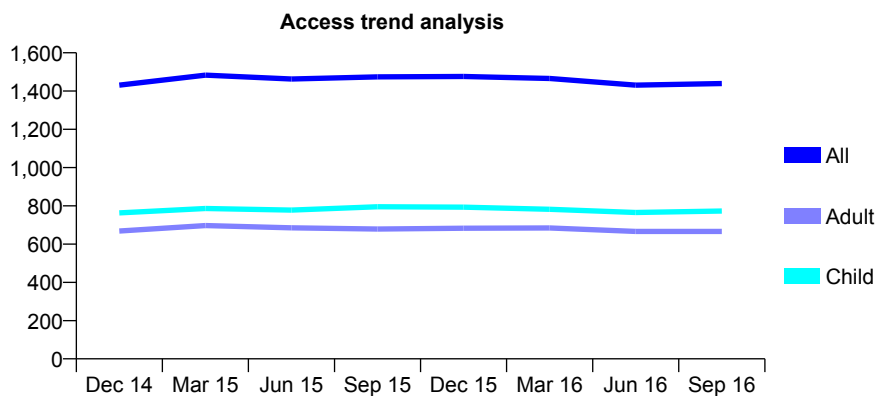
Q57 - Vital Signs At a Glance Contract Report for 304042/0001 - September 2016

Name or company name	Miss N Jayasuriya
Contract type name	GDS Contract
Purpose of contract	General
Contract start date	01/04/2006
Contract end date	

16/17 Contracted general activity (UDA)	3,000
Carry forward general activity (UDA)	0
16/17 Contracted orthodontic activity (UOA)	0
Carry forward orthodontic activity (UOA)	0
Baseline contract value	£74,044.85

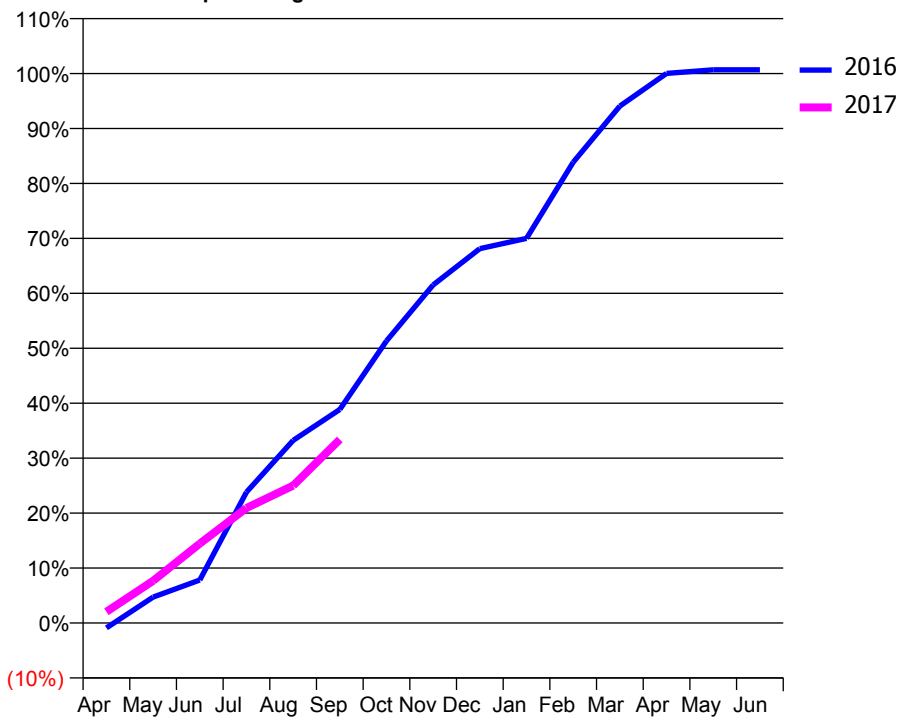
ACCESS*

Patients seen in 24 months	Total	Change since previous quarter
Quarter ending September 2015	1,474	
Quarter ending December 2015	1,476	→
Quarter ending March 2016	1,466	→
Quarter ending June 2016	1,431	↓
Quarter ending September 2016	1,439	→
Variance since September 2015	(2.4%)	↓



ACTIVITY

Cumulative percentage of contracted UDA delivered 2016 & 2017



Adjusted Scheduled Activity (UDA)

Month	2016	2017
April	-27	61
May	142	231
June	235	434
July	715	628
August	997	750
September	1,166	1,002
October	1,540	
November	1,846	
December	2,044	
January	2,100	
February	2,515	
March	2,822	
April	3,001	
May	3,020	
June	3,020	

QUALITY

	Quantity	Base Number	Contract	AT	Region	England
% of FP17s for the same patient ID Re-attending within 3 months - Children	26	417	6.2%	10.7%	12.0%	12.4%
% of FP17s for the same patient ID Re-attending within 3 months - Adults	40	278	14.4%	15.2%	15.9%	16.7%
% of FP17s for the same patient ID Re-attending between 3 & 9 months - Children	183	417	43.9%	55.3%	58.6%	57.4%
% of FP17s for the same patient ID Re-attending between 3 & 9 months - Adults	87	278	31.3%	48.8%	51.6%	50.5%
% of FP17s for Band 1 Urgent Courses	37	576	6.4%	8.4%	8.0%	9.1%
% of FP17s Relating to Free Repair or Replacements	2	576	0.3%	0.8%	0.8%	0.8%
% of FP17s Relating to Continuations	1	576	0.2%	1.1%	1.3%	1.3%
% of Patients satisfied with the dentistry they have received	0	0	N/A	93.9%	93.1%	93.2%
% of Patients satisfied with the time they had to wait for an appointment	0	0	N/A	90.7%	89.1%	89.0%

* This is based on patients treated on this contract for their most recent course of treatment. Figures in italics indicate the base number of FP17s or Patient Questionnaire responses are less than 100. N/A is shown where the base number of responses is less than 10 during the period. % is calculated as Quantity/Base number*100

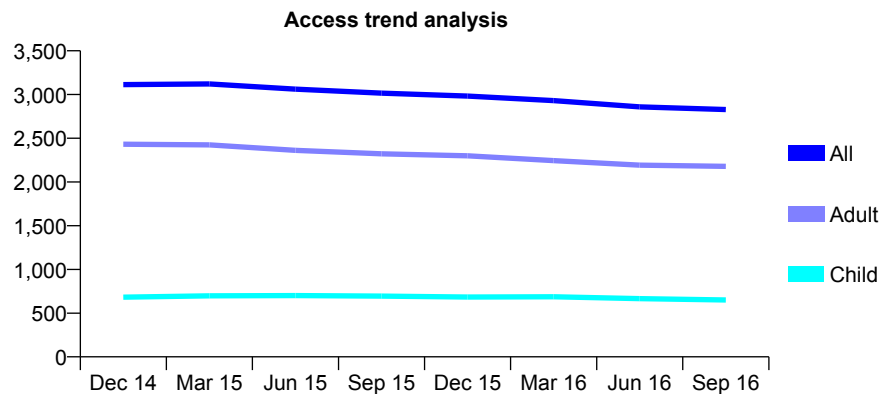
Q57 - Vital Signs At a Glance Contract Report for 305537/0001 - September 2016

Name or company name	MR D RANSOM
Contract type name	GDS Contract
Purpose of contract	General
Contract start date	01/04/2006
Contract end date	

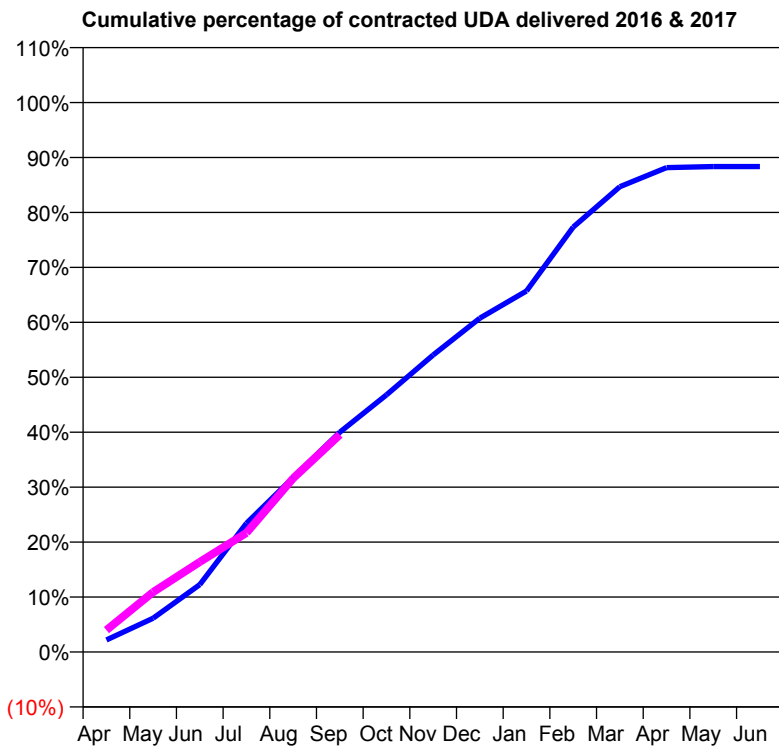
16/17 Contracted general activity (UDA)	7,583
Carry forward general activity (UDA)	0
16/17 Contracted orthodontic activity (UOA)	0
Carry forward orthodontic activity (UOA)	0
Baseline contract value	£166,125.29

ACCESS*

Patients seen in 24 months	Total	Change since previous quarter
Quarter ending September 2015	3,016	
Quarter ending December 2015	2,983	↓
Quarter ending March 2016	2,931	↓
Quarter ending June 2016	2,858	↓
Quarter ending September 2016	2,828	↓
Variance since September 2015	(6.2%)	↓



ACTIVITY



Month	Adjusted Scheduled Activity (UDA)	
	2016	2017
April	163	303
May	454	827
June	905	1,242
July	1,729	1,645
August	2,345	2,396
September	2,953	2,998
October	3,455	
November	3,991	
December	4,486	
January	4,851	
February	5,709	
March	6,251	
April	6,509	
May	6,522	
June	6,522	

QUALITY

	Quantity	Base Number	Contract	AT	Region	England
% of FP17s for the same patient ID Re-attending within 3 months - Children	34	523	6.5%	10.7%	12.0%	12.4%
% of FP17s for the same patient ID Re-attending within 3 months - Adults	253	1,551	16.3%	15.2%	15.9%	16.7%
% of FP17s for the same patient ID Re-attending between 3 & 9 months - Children	360	523	68.8%	55.3%	58.6%	57.4%
% of FP17s for the same patient ID Re-attending between 3 & 9 months - Adults	806	1,551	52.0%	48.8%	51.6%	50.5%
% of FP17s for Band 1 Urgent Courses	119	1,563	7.6%	8.4%	8.0%	9.1%
% of FP17s Relating to Free Repair or Replacements	20	1,563	1.3%	0.8%	0.8%	0.8%
% of FP17s Relating to Continuations	36	1,563	2.3%	1.1%	1.3%	1.3%
% of Patients satisfied with the dentistry they have received	8	8	N/A	93.9%	93.1%	93.2%
% of Patients satisfied with the time they had to wait for an appointment	8	8	N/A	90.7%	89.1%	89.0%

* This is based on patients treated on this contract for their most recent course of treatment. Figures in italics indicate the base number of FP17s or Patient Questionnaire responses are less than 100. N/A is shown where the base number of responses is less than 10 during the period. % is calculated as Quantity/Base number*100

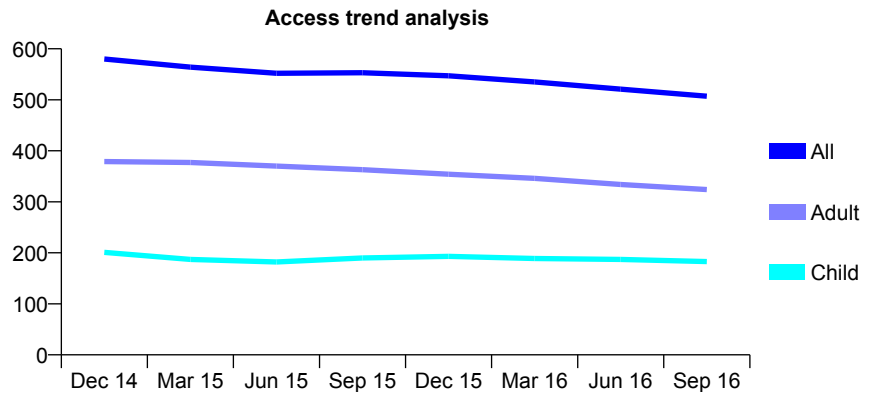
Q57 - Vital Signs At a Glance Contract Report for 306207/0001 - September 2016

Name or company name	MR TJ DALY
Contract type name	GDS Contract
Purpose of contract	General
Contract start date	01/04/2006
Contract end date	

16/17 Contracted general activity (UDA)	1,400
Carry forward general activity (UDA)	-16
16/17 Contracted orthodontic activity (UOA)	0
Carry forward orthodontic activity (UOA)	0
Baseline contract value	£42,603.57

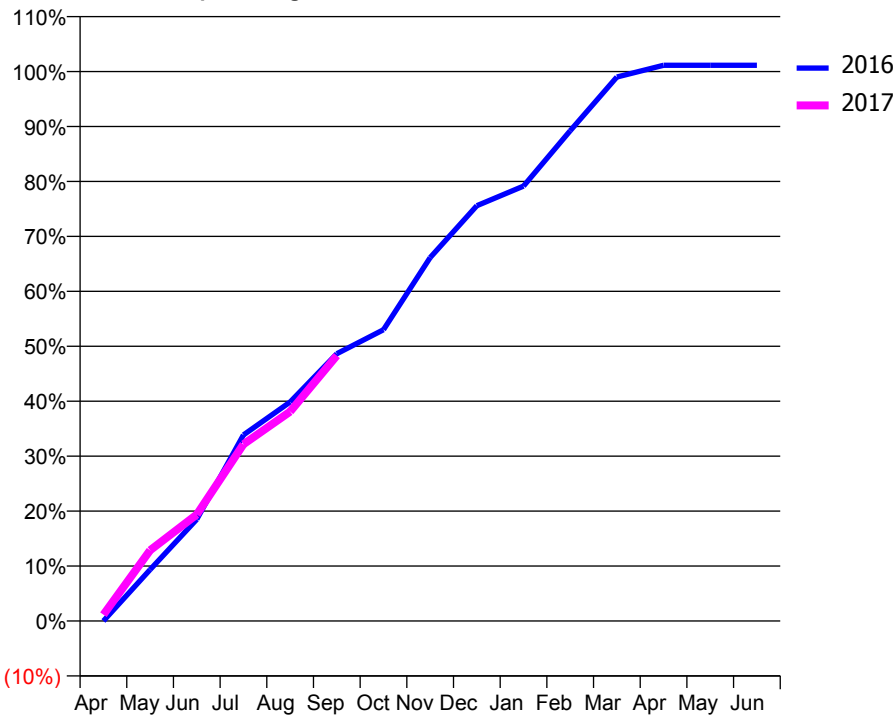
ACCESS*

Patients seen in 24 months	Total	Change since previous quarter
Quarter ending September 2015	553	
Quarter ending December 2015	547	↓
Quarter ending March 2016	535	↓
Quarter ending June 2016	521	↓
Quarter ending September 2016	507	↓
Variance since September 2015	(8.3%)	↓



ACTIVITY

Cumulative percentage of contracted UDA delivered 2016 & 2017



Month	Adjusted Scheduled Activity (UDA)	
	2016	2017
April	0	16
May	131	180
June	259	271
July	474	450
August	558	533
September	681	676
October	742	
November	926	
December	1,058	
January	1,108	
February	1,249	
March	1,386	
April	1,416	
May	1,416	
June	1,416	

QUALITY

	Quantity	Base Number	Contract	AT	Region	England
% of FP17s for the same patient ID Re-attending within 3 months - Children	8	146	5.5%	10.7%	12.0%	12.4%
% of FP17s for the same patient ID Re-attending within 3 months - Adults	19	244	7.8%	15.2%	15.9%	16.7%
% of FP17s for the same patient ID Re-attending between 3 & 9 months - Children	99	146	67.8%	55.3%	58.6%	57.4%
% of FP17s for the same patient ID Re-attending between 3 & 9 months - Adults	168	244	68.9%	48.8%	51.6%	50.5%
% of FP17s for Band 1 Urgent Courses	2	376	0.5%	8.4%	8.0%	9.1%
% of FP17s Relating to Free Repair or Replacements	0	376	0.0%	0.8%	0.8%	0.8%
% of FP17s Relating to Continuations	8	376	2.1%	1.1%	1.3%	1.3%
% of Patients satisfied with the dentistry they have received	1	1	N/A	93.9%	93.1%	93.2%
% of Patients satisfied with the time they had to wait for an appointment	1	1	N/A	90.7%	89.1%	89.0%

* This is based on patients treated on this contract for their most recent course of treatment. Figures in italics indicate the base number of FP17s or Patient Questionnaire responses are less than 100. N/A is shown where the base number of responses is less than 10 during the period. % is calculated as Quantity/Base number*100

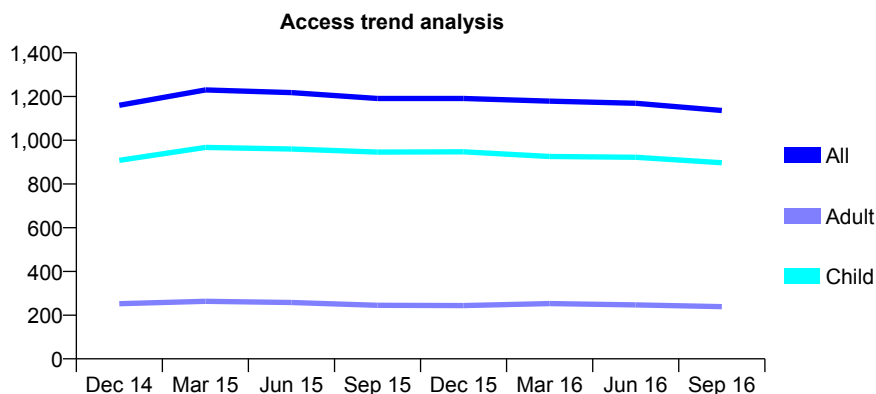
Q57 - Vital Signs At a Glance Contract Report for 306207/0002 - September 2016

Name or company name	MR TJ DALY
Contract type name	GDS Contract
Purpose of contract	General
Contract start date	01/04/2006
Contract end date	

16/17 Contracted general activity (UDA)	3,000
Carry forward general activity (UDA)	0
16/17 Contracted orthodontic activity (UOA)	0
Carry forward orthodontic activity (UOA)	0
Baseline contract value	£84,286.97

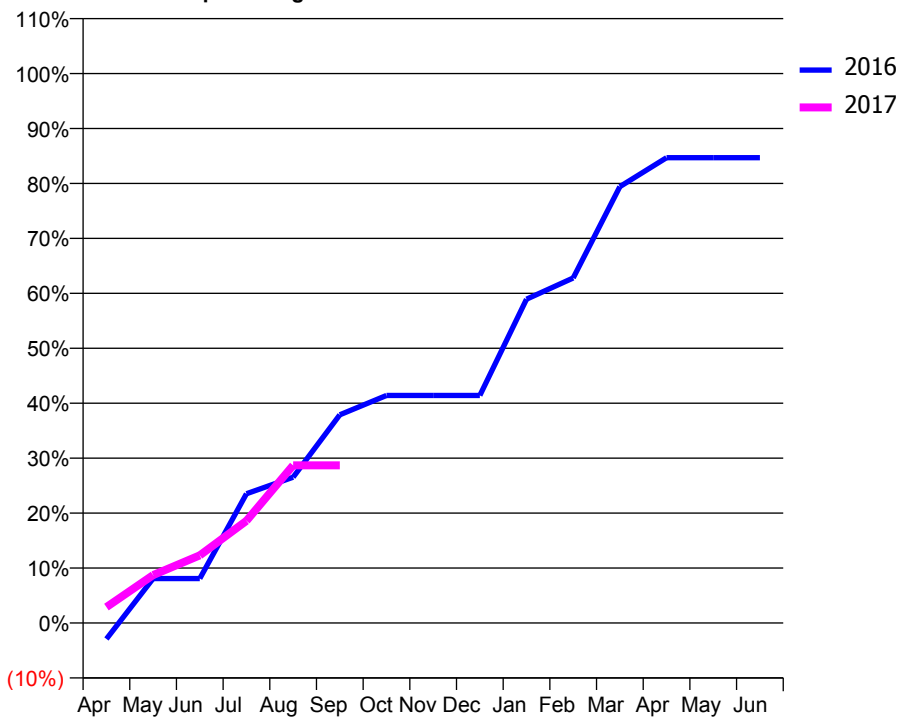
ACCESS*

Patients seen in 24 months	Total	Change since previous quarter
Quarter ending September 2015	1,191	
Quarter ending December 2015	1,191	→
Quarter ending March 2016	1,179	↓
Quarter ending June 2016	1,169	→
Quarter ending September 2016	1,136	↓
Variance since September 2015	(4.6%)	↓



ACTIVITY

Cumulative percentage of contracted UDA delivered 2016 & 2017



Adjusted Scheduled Activity (UDA)

Month	2016	2017
April	-88	87
May	243	262
June	243	370
July	706	558
August	796	861
September	1,137	861
October	1,242	
November	1,242	
December	1,242	
January	1,768	
February	1,884	
March	2,382	
April	2,540	
May	2,540	
June	2,540	

QUALITY

	Quantity	Base Number	Contract	AT	Region	England
% of FP17s for the same patient ID Re-attending within 3 months - Children	60	708	8.5%	10.7%	12.0%	12.4%
% of FP17s for the same patient ID Re-attending within 3 months - Adults	8	98	8.2%	15.2%	15.9%	16.7%
% of FP17s for the same patient ID Re-attending between 3 & 9 months - Children	499	708	70.5%	55.3%	58.6%	57.4%
% of FP17s for the same patient ID Re-attending between 3 & 9 months - Adults	62	98	63.3%	48.8%	51.6%	50.5%
% of FP17s for Band 1 Urgent Courses	38	696	5.5%	8.4%	8.0%	9.1%
% of FP17s Relating to Free Repair or Replacements	0	696	0.0%	0.8%	0.8%	0.8%
% of FP17s Relating to Continuations	8	696	1.1%	1.1%	1.3%	1.3%
% of Patients satisfied with the dentistry they have received	2	2	N/A	93.9%	93.1%	93.2%
% of Patients satisfied with the time they had to wait for an appointment	2	2	N/A	90.7%	89.1%	89.0%

* This is based on patients treated on this contract for their most recent course of treatment. Figures in italics indicate the base number of FP17s or Patient Questionnaire responses are less than 100. N/A is shown where the base number of responses is less than 10 during the period. % is calculated as Quantity/Base number*100

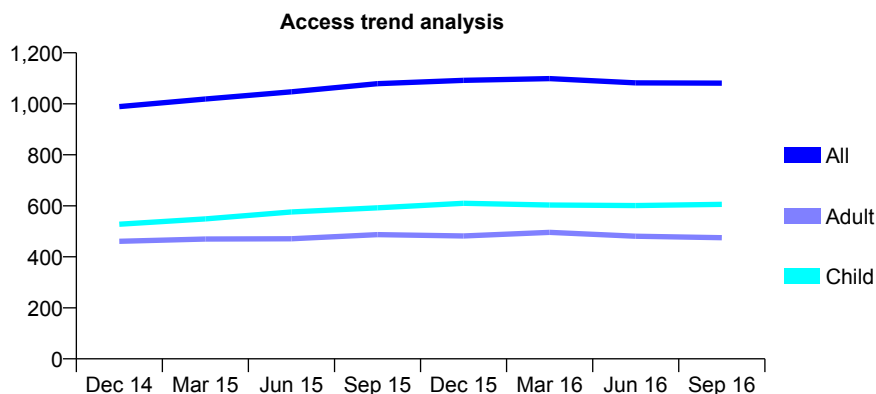
Q57 - Vital Signs At a Glance Contract Report for 320536/0001 - September 2016

Name or company name	MR CY HUANG
Contract type name	GDS Contract
Purpose of contract	General
Contract start date	01/04/2006
Contract end date	

16/17 Contracted general activity (UDA)	2,889
Carry forward general activity (UDA)	0
16/17 Contracted orthodontic activity (UOA)	0
Carry forward orthodontic activity (UOA)	0
Baseline contract value	£73,121.93

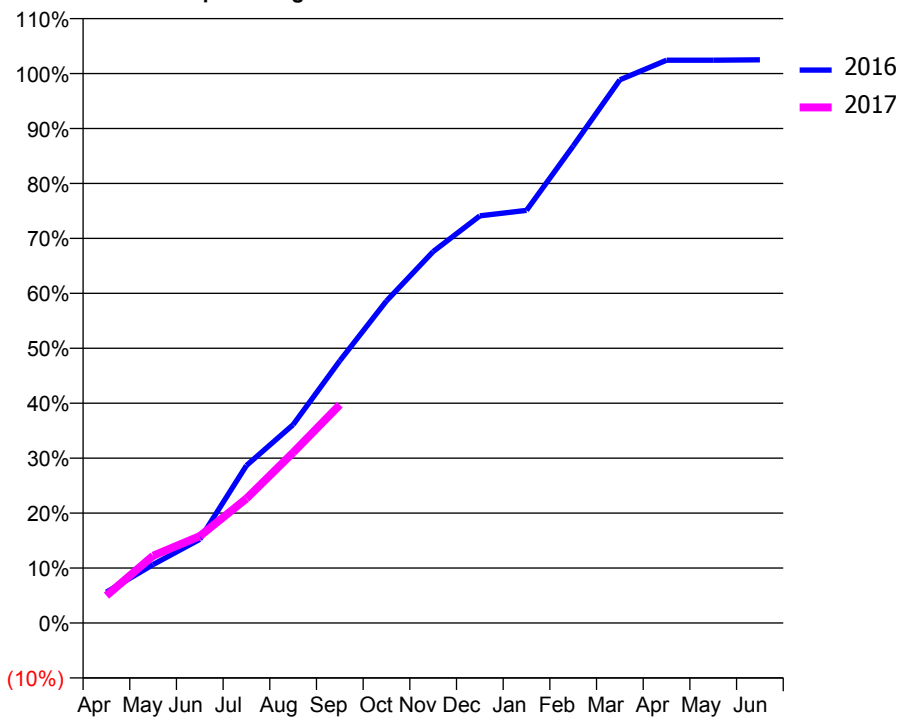
ACCESS*

Patients seen in 24 months	Total	Change since previous quarter
Quarter ending September 2015	1,079	
Quarter ending December 2015	1,092	→
Quarter ending March 2016	1,099	→
Quarter ending June 2016	1,082	↓
Quarter ending September 2016	1,081	→
Variance since September 2015	0.2%	→



ACTIVITY

Cumulative percentage of contracted UDA delivered 2016 & 2017



Adjusted Scheduled Activity (UDA)

Month	2016	2017
April	162	144
May	307	353
June	440	457
July	828	654
August	1,043	896
September	1,379	1,147
October	1,694	
November	1,953	
December	2,140	
January	2,169	
February	2,508	
March	2,856	
April	2,959	
May	2,959	
June	2,961	

QUALITY

	Quantity	Base Number	Contract	AT	Region	England
% of FP17s for the same patient ID Re-attending within 3 months - Children	13	416	3.1%	10.7%	12.0%	12.4%
% of FP17s for the same patient ID Re-attending within 3 months - Adults	29	267	10.9%	15.2%	15.9%	16.7%
% of FP17s for the same patient ID Re-attending between 3 & 9 months - Children	235	416	56.5%	55.3%	58.6%	57.4%
% of FP17s for the same patient ID Re-attending between 3 & 9 months - Adults	143	267	53.6%	48.8%	51.6%	50.5%
% of FP17s for Band 1 Urgent Courses	11	627	1.8%	8.4%	8.0%	9.1%
% of FP17s Relating to Free Repair or Replacements	0	627	0.0%	0.8%	0.8%	0.8%
% of FP17s Relating to Continuations	1	627	0.2%	1.1%	1.3%	1.3%
% of Patients satisfied with the dentistry they have received	2	2	N/A	93.9%	93.1%	93.2%
% of Patients satisfied with the time they had to wait for an appointment	2	2	N/A	90.7%	89.1%	89.0%

* This is based on patients treated on this contract for their most recent course of treatment. Figures in italics indicate the base number of FP17s or Patient Questionnaire responses are less than 100. N/A is shown where the base number of responses is less than 10 during the period. % is calculated as Quantity/Base number*100

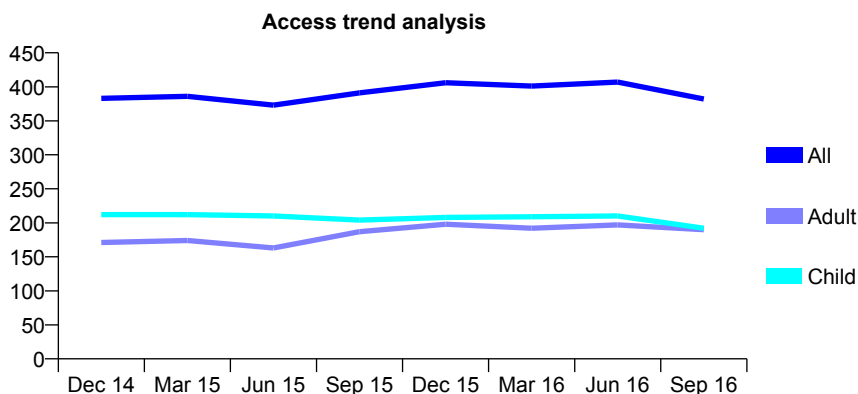
Q57 - Vital Signs At a Glance Contract Report for 321095/0001 - September 2016

Name or company name	MR J STARK
Contract type name	GDS Contract
Purpose of contract	General
Contract start date	01/04/2006
Contract end date	

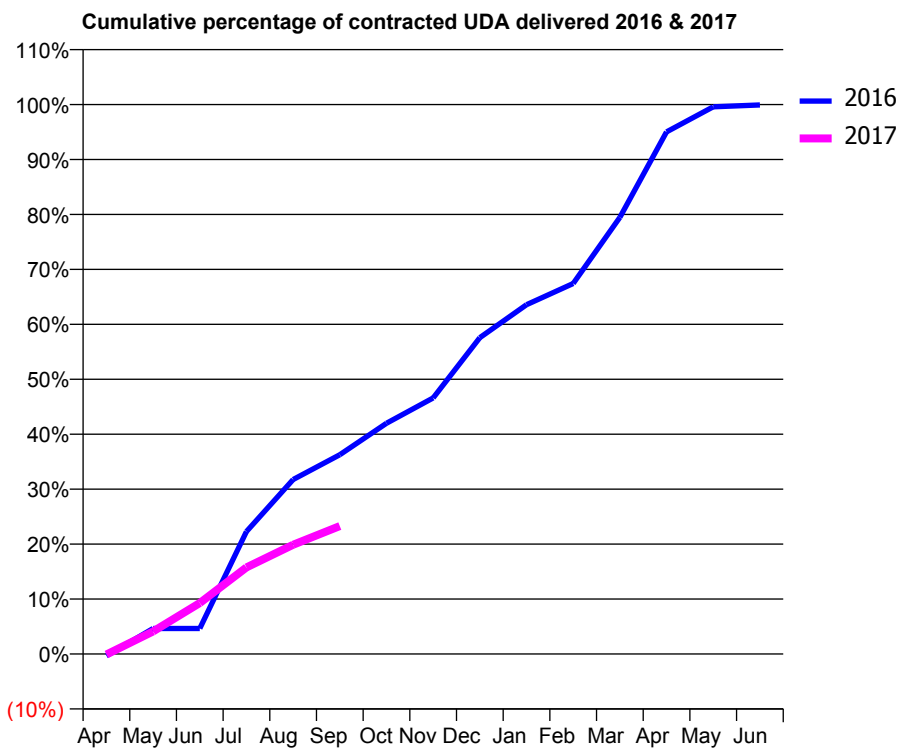
16/17 Contracted general activity (UDA)	850
Carry forward general activity (UDA)	1
16/17 Contracted orthodontic activity (UOA)	0
Carry forward orthodontic activity (UOA)	0
Baseline contract value	£18,069.27

ACCESS*

Patients seen in 24 months	Total	Change since previous quarter
Quarter ending September 2015	391	
Quarter ending December 2015	406	↑
Quarter ending March 2016	401	↓
Quarter ending June 2016	407	→
Quarter ending September 2016	382	↓
Variance since September 2015	(2.3%)	↓



ACTIVITY



Month	Adjusted Scheduled Activity (UDA)	
	2016	2017
April	-3	-1
May	40	35
June	40	79
July	189	134
August	270	169
September	308	198
October	357	
November	396	
December	489	
January	540	
February	573	
March	675	
April	808	
May	846	
June	849	

QUALITY

	Quantity	Base Number	Contract	AT	Region	England
% of FP17s for the same patient ID Re-attending within 3 months - Children	15	115	13.0%	10.7%	12.0%	12.4%
% of FP17s for the same patient ID Re-attending within 3 months - Adults	10	80	12.5%	15.2%	15.9%	16.7%
% of FP17s for the same patient ID Re-attending between 3 & 9 months - Children	50	115	43.5%	55.3%	58.6%	57.4%
% of FP17s for the same patient ID Re-attending between 3 & 9 months - Adults	30	80	37.5%	48.8%	51.6%	50.5%
% of FP17s for Band 1 Urgent Courses	20	135	14.8%	8.4%	8.0%	9.1%
% of FP17s Relating to Free Repair or Replacements	1	135	0.7%	0.8%	0.8%	0.8%
% of FP17s Relating to Continuations	0	135	0.0%	1.1%	1.3%	1.3%
% of Patients satisfied with the dentistry they have received	3	3	N/A	93.9%	93.1%	93.2%
% of Patients satisfied with the time they had to wait for an appointment	3	3	N/A	90.7%	89.1%	89.0%

* This is based on patients treated on this contract for their most recent course of treatment. Figures in italics indicate the base number of FP17s or Patient Questionnaire responses are less than 100. N/A is shown where the base number of responses is less than 10 during the period. % is calculated as Quantity/Base number*100

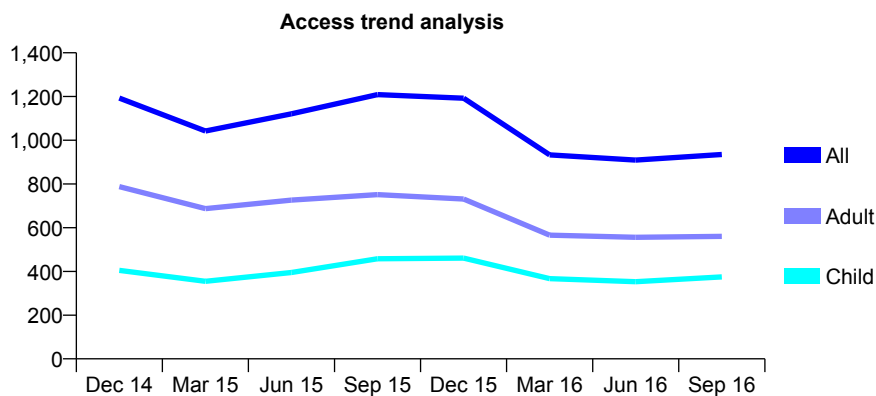
Q57 - Vital Signs At a Glance Contract Report for 321109/0001 - September 2016

Name or company name	MR SI MCKENZIE
Contract type name	GDS Contract
Purpose of contract	General
Contract start date	01/04/2006
Contract end date	

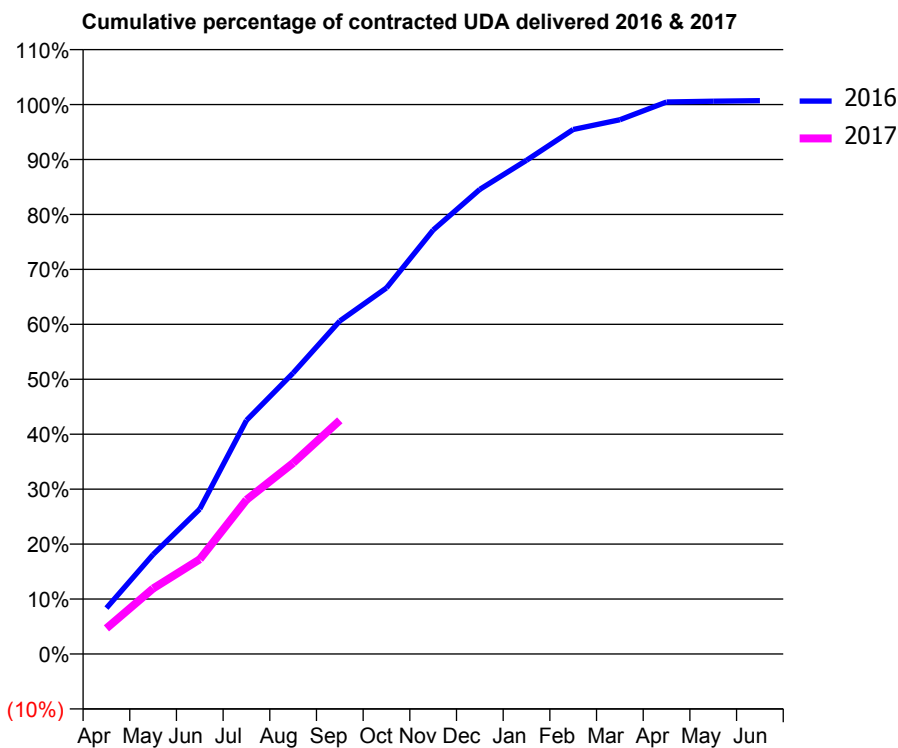
16/17 Contracted general activity (UDA)	2,600
Carry forward general activity (UDA)	-18
16/17 Contracted orthodontic activity (UOA)	0
Carry forward orthodontic activity (UOA)	0
Baseline contract value	£78,439.56

ACCESS*

Patients seen in 24 months	Total	Change since previous quarter
Quarter ending September 2015	1,209	
Quarter ending December 2015	1,192	↓
Quarter ending March 2016	933	↓
Quarter ending June 2016	909	↓
Quarter ending September 2016	935	↑
Variance since September 2015	(22.7%)	↓



ACTIVITY



Month	Adjusted Scheduled Activity (UDA)	
	2016	2017
April	218	121
May	471	310
June	686	448
July	1,106	729
August	1,329	904
September	1,576	1,106
October	1,732	
November	2,006	
December	2,199	
January	2,336	
February	2,482	
March	2,528	
April	2,612	
May	2,616	
June	2,618	

QUALITY

	Quantity	Base Number	Contract	AT	Region	England
% of FP17s for the same patient ID Re-attending within 3 months - Children	14	278	5.0%	10.7%	12.0%	12.4%
% of FP17s for the same patient ID Re-attending within 3 months - Adults	38	377	10.1%	15.2%	15.9%	16.7%
% of FP17s for the same patient ID Re-attending between 3 & 9 months - Children	127	278	45.7%	55.3%	58.6%	57.4%
% of FP17s for the same patient ID Re-attending between 3 & 9 months - Adults	153	377	40.6%	48.8%	51.6%	50.5%
% of FP17s for Band 1 Urgent Courses	39	623	6.3%	8.4%	8.0%	9.1%
% of FP17s Relating to Free Repair or Replacements	5	623	0.8%	0.8%	0.8%	0.8%
% of FP17s Relating to Continuations	7	623	1.1%	1.1%	1.3%	1.3%
% of Patients satisfied with the dentistry they have received	0	0	N/A	93.9%	93.1%	93.2%
% of Patients satisfied with the time they had to wait for an appointment	0	0	N/A	90.7%	89.1%	89.0%

* This is based on patients treated on this contract for their most recent course of treatment. Figures in italics indicate the base number of FP17s or Patient Questionnaire responses are less than 100. N/A is shown where the base number of responses is less than 10 during the period. % is calculated as Quantity/Base number*100

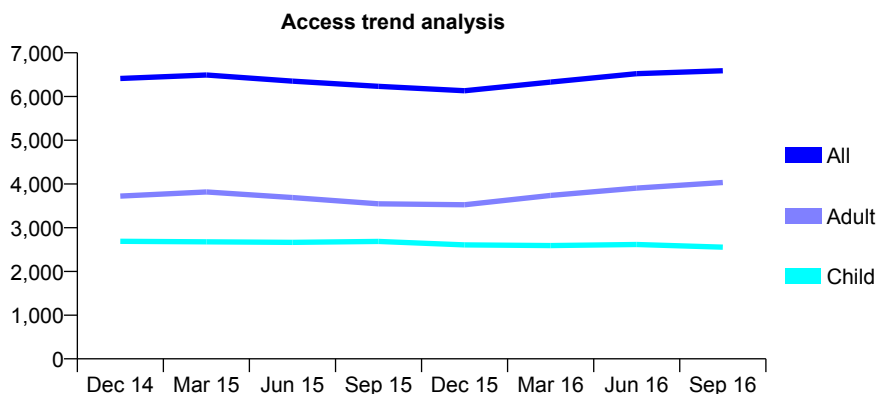
Q57 - Vital Signs At a Glance Contract Report for 336084/0001 - September 2016

Name or company name	MR CA VAN DER MERWE
Contract type name	GDS Contract
Purpose of contract	General
Contract start date	01/04/2006
Contract end date	

16/17 Contracted general activity (UDA)	17,359
Carry forward general activity (UDA)	0
16/17 Contracted orthodontic activity (UOA)	0
Carry forward orthodontic activity (UOA)	0
Baseline contract value	£751,978.79

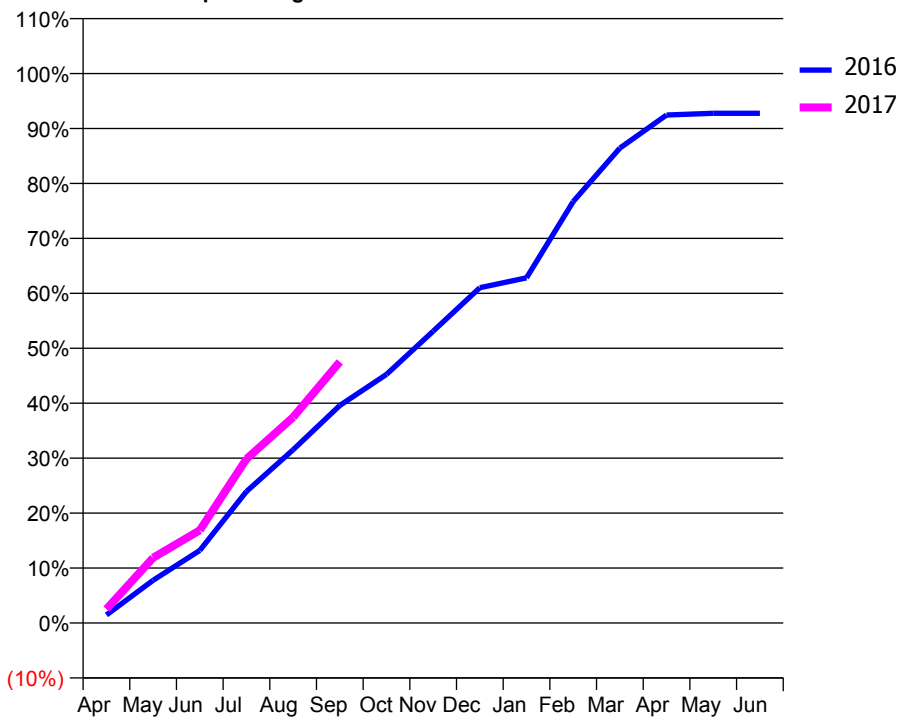
ACCESS*

Patients seen in 24 months	Total	Change since previous quarter
Quarter ending September 2015	6,232	
Quarter ending December 2015	6,131	↓
Quarter ending March 2016	6,329	↑
Quarter ending June 2016	6,523	↑
Quarter ending September 2016	6,589	→
Variance since September 2015	5.7%	↑



ACTIVITY

Cumulative percentage of contracted UDA delivered 2016 & 2017



Month	Adjusted Scheduled Activity (UDA)	
	2016	2017
April	254	439
May	1,351	2,063
June	2,292	2,928
July	4,156	5,181
August	5,473	6,503
September	6,872	8,250
October	7,854	
November	9,219	
December	10,594	
January	10,904	
February	13,313	
March	15,002	
April	16,048	
May	16,102	
June	16,102	

QUALITY

	Quantity	Base Number	Contract	AT	Region	England
% of FP17s for the same patient ID Re-attending within 3 months - Children	83	1,660	5.0%	10.7%	12.0%	12.4%
% of FP17s for the same patient ID Re-attending within 3 months - Adults	170	2,402	7.1%	15.2%	15.9%	16.7%
% of FP17s for the same patient ID Re-attending between 3 & 9 months - Children	407	1,660	24.5%	55.3%	58.6%	57.4%
% of FP17s for the same patient ID Re-attending between 3 & 9 months - Adults	571	2,402	23.8%	48.8%	51.6%	50.5%
% of FP17s for Band 1 Urgent Courses	150	3,591	4.2%	8.4%	8.0%	9.1%
% of FP17s Relating to Free Repair or Replacements	21	3,591	0.6%	0.8%	0.8%	0.8%
% of FP17s Relating to Continuations	4	3,591	0.1%	1.1%	1.3%	1.3%
% of Patients satisfied with the dentistry they have received	3	4	N/A	93.9%	93.1%	93.2%
% of Patients satisfied with the time they had to wait for an appointment	3	4	N/A	90.7%	89.1%	89.0%

* This is based on patients treated on this contract for their most recent course of treatment. Figures in italics indicate the base number of FP17s or Patient Questionnaire responses are less than 100. N/A is shown where the base number of responses is less than 10 during the period. % is calculated as Quantity/Base number*100

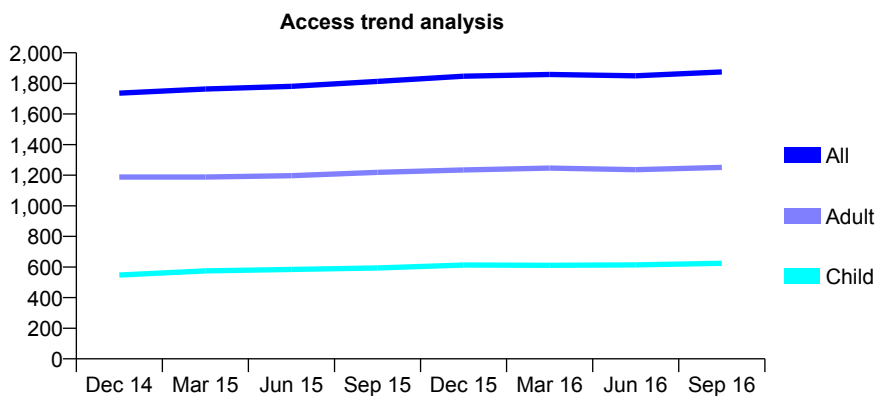
Q57 - Vital Signs At a Glance Contract Report for 341126/0001 - September 2016

Name or company name	MRS OO ARAYOMI
Contract type name	GDS Contract
Purpose of contract	General
Contract start date	01/04/2006
Contract end date	

16/17 Contracted general activity (UDA)	4,752
Carry forward general activity (UDA)	0
16/17 Contracted orthodontic activity (UOA)	0
Carry forward orthodontic activity (UOA)	0
Baseline contract value	£125,988.94

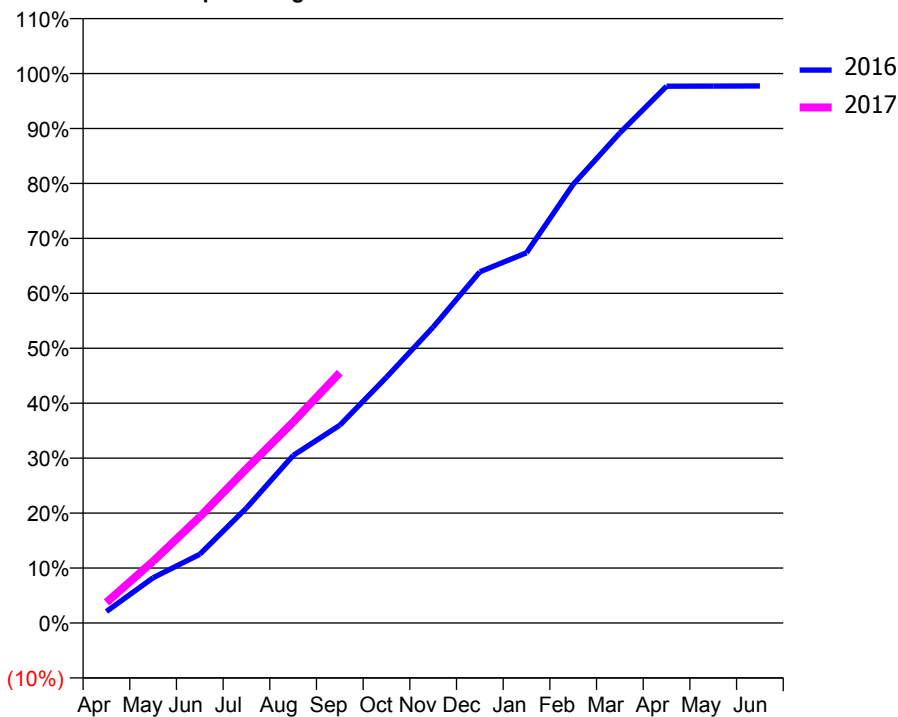
ACCESS*

Patients seen in 24 months	Total	Change since previous quarter
Quarter ending September 2015	1,813	
Quarter ending December 2015	1,847	→
Quarter ending March 2016	1,858	→
Quarter ending June 2016	1,850	→
Quarter ending September 2016	1,875	→
Variance since September 2015	3.4%	↑



ACTIVITY

Cumulative percentage of contracted UDA delivered 2016 & 2017



Month	Adjusted Scheduled Activity (UDA)	
	2016	2017
April	100	178
May	392	534
June	594	918
July	995	1,335
August	1,449	1,738
September	1,711	2,165
October	2,125	
November	2,559	
December	3,037	
January	3,202	
February	3,793	
March	4,238	
April	4,642	
May	4,643	
June	4,644	

QUALITY

	Quantity	Base Number	Contract	AT	Region	England
% of FP17s for the same patient ID Re-attending within 3 months - Children	18	370	4.9%	10.7%	12.0%	12.4%
% of FP17s for the same patient ID Re-attending within 3 months - Adults	114	761	15.0%	15.2%	15.9%	16.7%
% of FP17s for the same patient ID Re-attending between 3 & 9 months - Children	180	370	48.6%	55.3%	58.6%	57.4%
% of FP17s for the same patient ID Re-attending between 3 & 9 months - Adults	293	761	38.5%	48.8%	51.6%	50.5%
% of FP17s for Band 1 Urgent Courses	148	1,010	14.7%	8.4%	8.0%	9.1%
% of FP17s Relating to Free Repair or Replacements	11	1,010	1.1%	0.8%	0.8%	0.8%
% of FP17s Relating to Continuations	22	1,010	2.2%	1.1%	1.3%	1.3%
% of Patients satisfied with the dentistry they have received	1	1	N/A	93.9%	93.1%	93.2%
% of Patients satisfied with the time they had to wait for an appointment	1	1	N/A	90.7%	89.1%	89.0%

* This is based on patients treated on this contract for their most recent course of treatment. Figures in italics indicate the base number of FP17s or Patient Questionnaire responses are less than 100. N/A is shown where the base number of responses is less than 10 during the period. % is calculated as Quantity/Base number*100

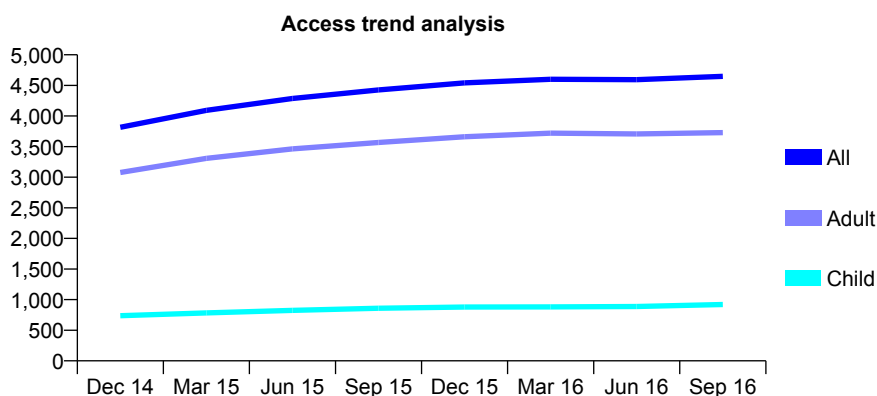
Q57 - Vital Signs At a Glance Contract Report for 342521/0003 - September 2016

Name or company name	MR J AHMED
Contract type name	GDS Contract
Purpose of contract	General
Contract start date	01/04/2006
Contract end date	

16/17 Contracted general activity (UDA)	13,000
Carry forward general activity (UDA)	-101
16/17 Contracted orthodontic activity (UOA)	0
Carry forward orthodontic activity (UOA)	0
Baseline contract value	£328,049.32

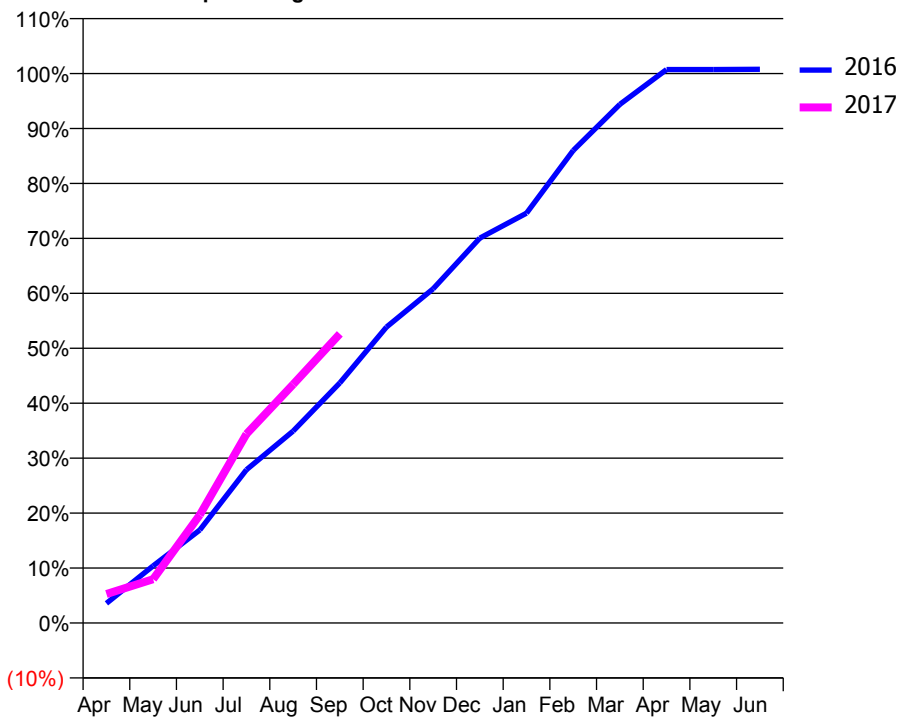
ACCESS*

Patients seen in 24 months	Total	Change since previous quarter
Quarter ending September 2015	4,427	
Quarter ending December 2015	4,541	↑
Quarter ending March 2016	4,601	→
Quarter ending June 2016	4,594	→
Quarter ending September 2016	4,649	→
Variance since September 2015	5.0%	↑



ACTIVITY

Cumulative percentage of contracted UDA delivered 2016 & 2017



Adjusted Scheduled Activity (UDA)

Month	2016	2017
April	465	688
May	1,351	1,037
June	2,201	2,557
July	3,628	4,471
August	4,540	5,645
September	5,679	6,840
October	7,000	
November	7,909	
December	9,105	
January	9,697	
February	11,179	
March	12,269	
April	13,094	
May	13,094	
June	13,101	

QUALITY

	Quantity	Base Number	Contract	AT	Region	England
% of FP17s for the same patient ID Re-attending within 3 months - Children	63	722	8.7%	10.7%	12.0%	12.4%
% of FP17s for the same patient ID Re-attending within 3 months - Adults	494	2,852	17.3%	15.2%	15.9%	16.7%
% of FP17s for the same patient ID Re-attending between 3 & 9 months - Children	399	722	55.3%	55.3%	58.6%	57.4%
% of FP17s for the same patient ID Re-attending between 3 & 9 months - Adults	1,648	2,852	57.8%	48.8%	51.6%	50.5%
% of FP17s for Band 1 Urgent Courses	268	3,114	8.6%	8.4%	8.0%	9.1%
% of FP17s Relating to Free Repair or Replacements	74	3,114	2.4%	0.8%	0.8%	0.8%
% of FP17s Relating to Continuations	71	3,114	2.3%	1.1%	1.3%	1.3%
% of Patients satisfied with the dentistry they have received	2	2	N/A	93.9%	93.1%	93.2%
% of Patients satisfied with the time they had to wait for an appointment	2	2	N/A	90.7%	89.1%	89.0%

* This is based on patients treated on this contract for their most recent course of treatment. Figures in italics indicate the base number of FP17s or Patient Questionnaire responses are less than 100. N/A is shown where the base number of responses is less than 10 during the period. % is calculated as Quantity/Base number*100

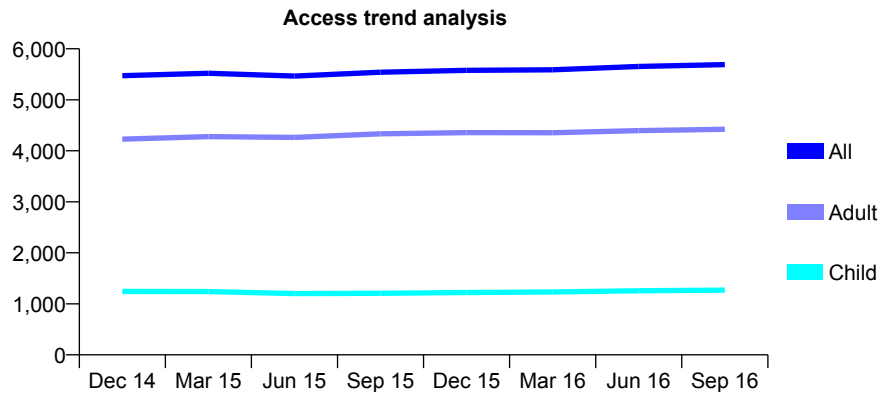
Q57 - Vital Signs At a Glance Contract Report for 356131/0001 - September 2016

Name or company name	MS J HAFTBARADARAN MOHAMMADI
Contract type name	GDS Contract
Purpose of contract	General
Contract start date	01/04/2006
Contract end date	

16/17 Contracted general activity (UDA)	20,000
Carry forward general activity (UDA)	0
16/17 Contracted orthodontic activity (UOA)	0
Carry forward orthodontic activity (UOA)	0
Baseline contract value	£487,554.67

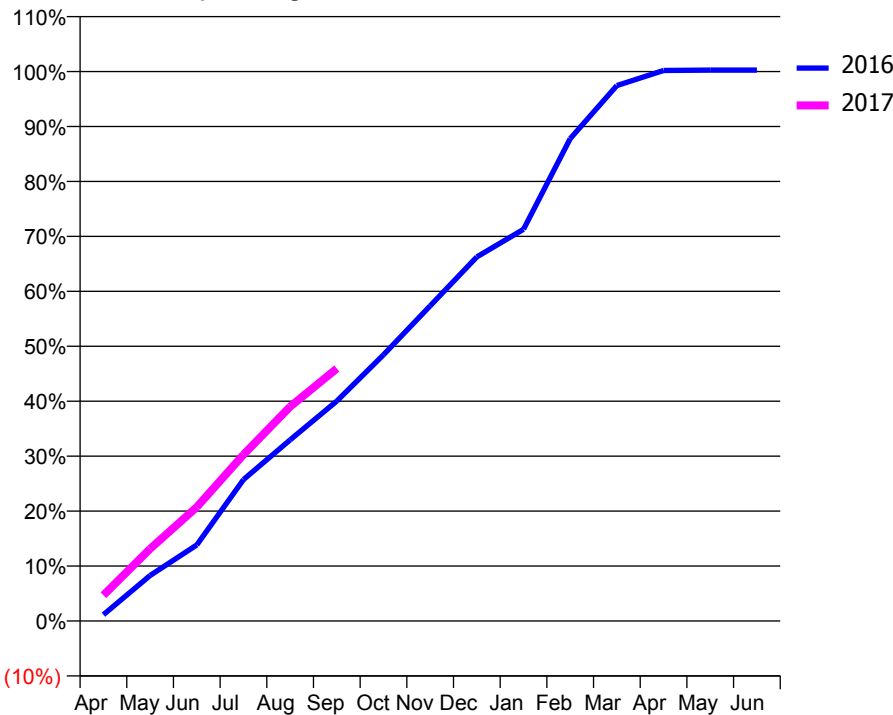
ACCESS*

Patients seen in 24 months	Total	Change since previous quarter
Quarter ending September 2015	5,540	
Quarter ending December 2015	5,578	→
Quarter ending March 2016	5,587	→
Quarter ending June 2016	5,653	→
Quarter ending September 2016	5,689	→
Variance since September 2015	2.7%	↑



ACTIVITY

Cumulative percentage of contracted UDA delivered 2016 & 2017



Month	Adjusted Scheduled Activity (UDA)	
	2016	2017
April	229	941
May	1,656	2,627
June	2,771	4,149
July	5,149	6,055
August	6,592	7,801
September	8,007	9,189
October	9,690	
November	11,473	
December	13,250	
January	14,256	
February	17,557	
March	19,491	
April	20,038	
May	20,052	
June	20,052	

QUALITY

	Quantity	Base Number	Contract	AT	Region	England
% of FP17s for the same patient ID Re-attending within 3 months - Children	102	986	10.3%	10.7%	12.0%	12.4%
% of FP17s for the same patient ID Re-attending within 3 months - Adults	1,041	3,863	26.9%	15.2%	15.9%	16.7%
% of FP17s for the same patient ID Re-attending between 3 & 9 months - Children	587	986	59.5%	55.3%	58.6%	57.4%
% of FP17s for the same patient ID Re-attending between 3 & 9 months - Adults	2,061	3,863	53.4%	48.8%	51.6%	50.5%
% of FP17s for Band 1 Urgent Courses	175	4,567	3.8%	8.4%	8.0%	9.1%
% of FP17s Relating to Free Repair or Replacements	82	4,567	1.8%	0.8%	0.8%	0.8%
% of FP17s Relating to Continuations	136	4,567	3.0%	1.1%	1.3%	1.3%
% of Patients satisfied with the dentistry they have received	9	10	90.0%	93.9%	93.1%	93.2%
% of Patients satisfied with the time they had to wait for an appointment	9	10	90.0%	90.7%	89.1%	89.0%

* This is based on patients treated on this contract for their most recent course of treatment. Figures in italics indicate the base number of FP17s or Patient Questionnaire responses are less than 100. N/A is shown where the base number of responses is less than 10 during the period. % is calculated as Quantity/Base number*100

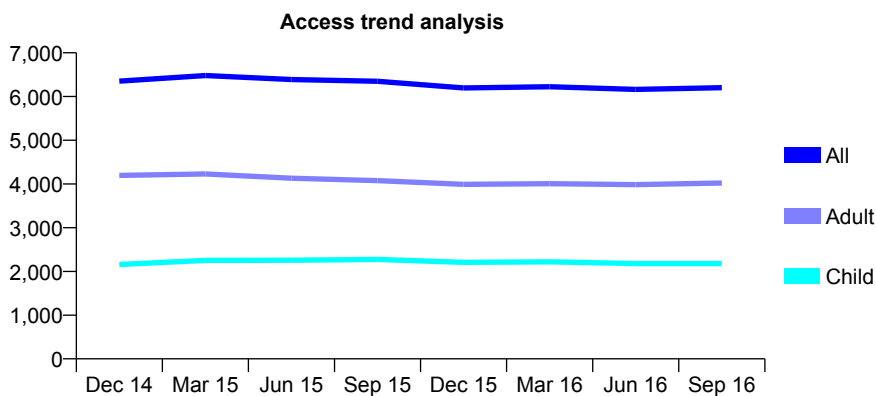
Q57 - Vital Signs At a Glance Contract Report for 357723/0001 - September 2016

Name or company name	MR AG LADVA
Contract type name	GDS Contract
Purpose of contract	General
Contract start date	01/04/2006
Contract end date	

16/17 Contracted general activity (UDA)	13,311
Carry forward general activity (UDA)	-266
16/17 Contracted orthodontic activity (UOA)	0
Carry forward orthodontic activity (UOA)	0
Baseline contract value	£376,352.73

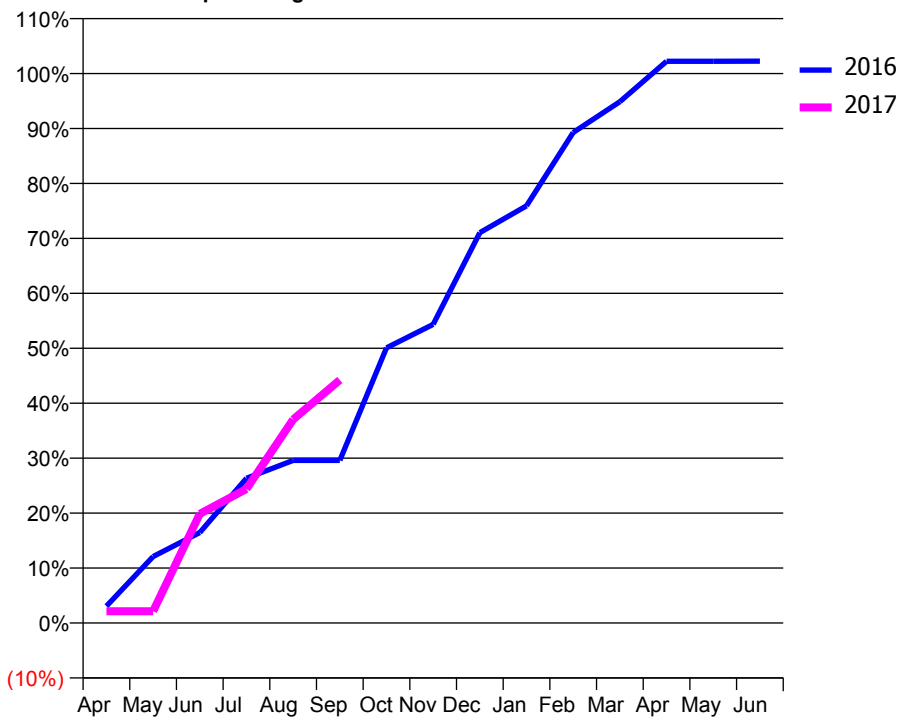
ACCESS*

Patients seen in 24 months	Total	Change since previous quarter
Quarter ending September 2015	6,349	
Quarter ending December 2015	6,197	↓
Quarter ending March 2016	6,224	→
Quarter ending June 2016	6,162	→
Quarter ending September 2016	6,202	→
Variance since September 2015	(2.3%)	↓



ACTIVITY

Cumulative percentage of contracted UDA delivered 2016 & 2017



Adjusted Scheduled Activity (UDA)

Month	2016	2017
April	409	287
May	1,611	287
June	2,191	2,644
July	3,506	3,247
August	3,938	4,932
September	3,938	5,889
October	6,665	
November	7,233	
December	9,455	
January	10,105	
February	11,882	
March	12,627	
April	13,608	
May	13,608	
June	13,610	

QUALITY

	Quantity	Base Number	Contract	AT	Region	England
% of FP17s for the same patient ID Re-attending within 3 months - Children	91	1,696	5.4%	10.7%	12.0%	12.4%
% of FP17s for the same patient ID Re-attending within 3 months - Adults	245	2,635	9.3%	15.2%	15.9%	16.7%
% of FP17s for the same patient ID Re-attending between 3 & 9 months - Children	972	1,696	57.3%	55.3%	58.6%	57.4%
% of FP17s for the same patient ID Re-attending between 3 & 9 months - Adults	1,251	2,635	47.5%	48.8%	51.6%	50.5%
% of FP17s for Band 1 Urgent Courses	193	3,229	6.0%	8.4%	8.0%	9.1%
% of FP17s Relating to Free Repair or Replacements	4	3,229	0.1%	0.8%	0.8%	0.8%
% of FP17s Relating to Continuations	40	3,229	1.2%	1.1%	1.3%	1.3%
% of Patients satisfied with the dentistry they have received	4	5	N/A	93.9%	93.1%	93.2%
% of Patients satisfied with the time they had to wait for an appointment	4	5	N/A	90.7%	89.1%	89.0%

* This is based on patients treated on this contract for their most recent course of treatment. Figures in italics indicate the base number of FP17s or Patient Questionnaire responses are less than 100. N/A is shown where the base number of responses is less than 10 during the period. % is calculated as Quantity/Base number*100

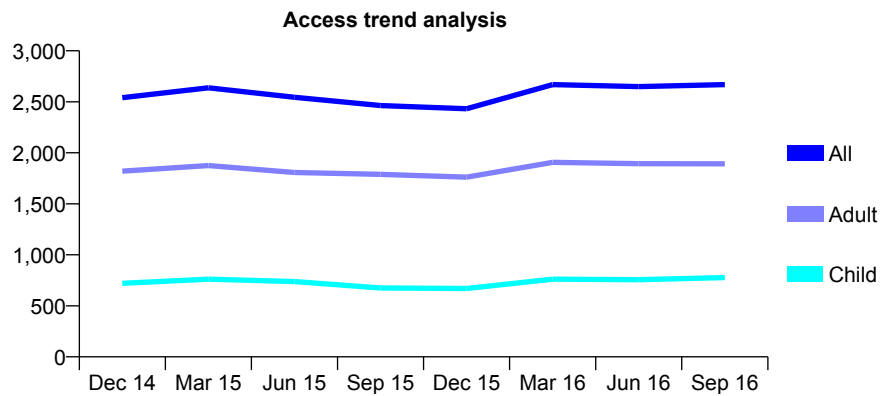
Q57 - Vital Signs At a Glance Contract Report for 358525/0001 - September 2016

Name or company name	MRS OM AROWOJOLU
Contract type name	GDS Contract
Purpose of contract	General
Contract start date	01/04/2006
Contract end date	

16/17 Contracted general activity (UDA)	6,800
Carry forward general activity (UDA)	-28
16/17 Contracted orthodontic activity (UOA)	0
Carry forward orthodontic activity (UOA)	0
Baseline contract value	£191,504.40

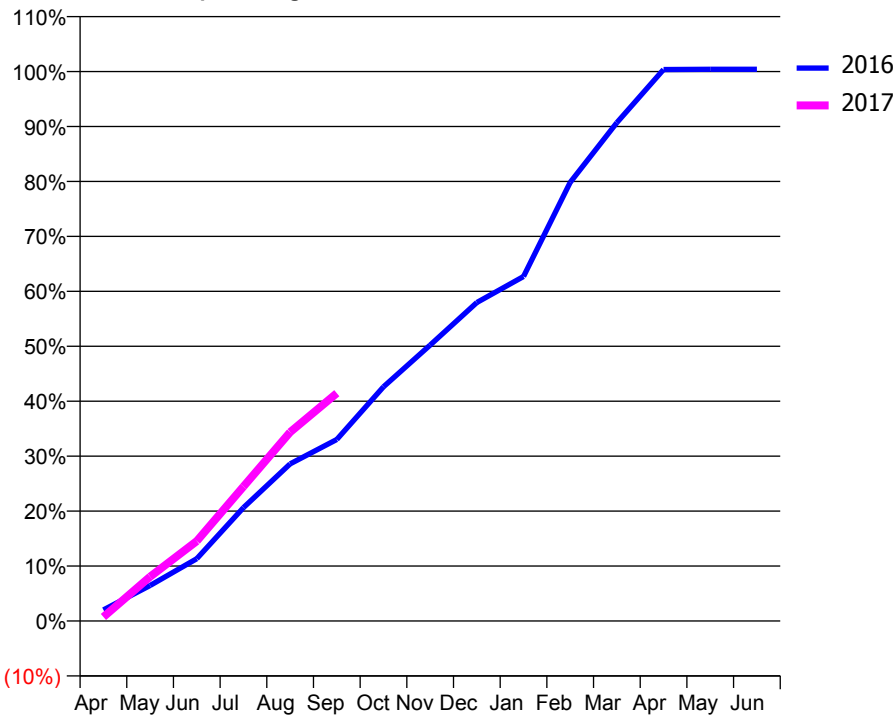
ACCESS*

Patients seen in 24 months	Total	Change since previous quarter
Quarter ending September 2015	2,464	
Quarter ending December 2015	2,432	↓
Quarter ending March 2016	2,668	↑
Quarter ending June 2016	2,649	→
Quarter ending September 2016	2,669	→
Variance since September 2015	8.3%	↑



ACTIVITY

Cumulative percentage of contracted UDA delivered 2016 & 2017



Month	Adjusted Scheduled Activity (UDA)	
	2016	2017
April	137	50
May	439	548
June	771	989
July	1,404	1,664
August	1,944	2,338
September	2,247	2,820
October	2,899	
November	3,414	
December	3,942	
January	4,263	
February	5,427	
March	6,168	
April	6,825	
May	6,828	
June	6,828	

QUALITY

	Quantity	Base Number	Contract	AT	Region	England
% of FP17s for the same patient ID Re-attending within 3 months - Children	14	432	3.2%	10.7%	12.0%	12.4%
% of FP17s for the same patient ID Re-attending within 3 months - Adults	108	1,083	10.0%	15.2%	15.9%	16.7%
% of FP17s for the same patient ID Re-attending between 3 & 9 months - Children	151	432	35.0%	55.3%	58.6%	57.4%
% of FP17s for the same patient ID Re-attending between 3 & 9 months - Adults	471	1,083	43.5%	48.8%	51.6%	50.5%
% of FP17s for Band 1 Urgent Courses	73	1,340	5.4%	8.4%	8.0%	9.1%
% of FP17s Relating to Free Repair or Replacements	20	1,340	1.5%	0.8%	0.8%	0.8%
% of FP17s Relating to Continuations	27	1,340	2.0%	1.1%	1.3%	1.3%
% of Patients satisfied with the dentistry they have received	1	1	N/A	93.9%	93.1%	93.2%
% of Patients satisfied with the time they had to wait for an appointment	1	1	N/A	90.7%	89.1%	89.0%

* This is based on patients treated on this contract for their most recent course of treatment. Figures in italics indicate the base number of FP17s or Patient Questionnaire responses are less than 100. N/A is shown where the base number of responses is less than 10 during the period. % is calculated as Quantity/Base number*100

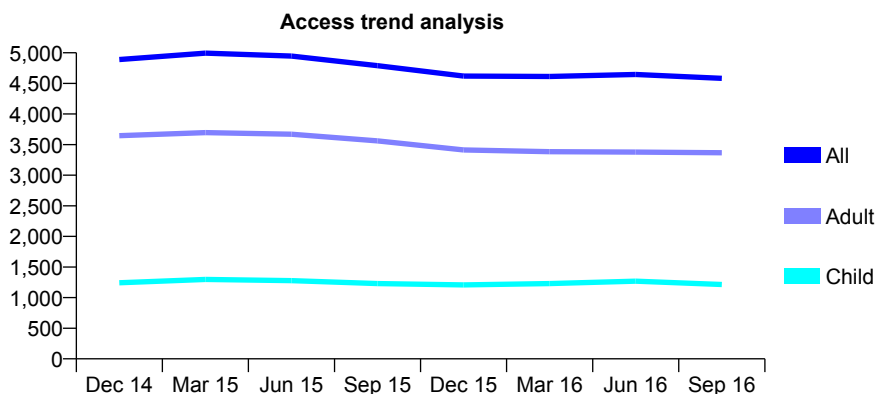
Q57 - Vital Signs At a Glance Contract Report for 359270/0002 - September 2016

Name or company name	MR AF RAI
Contract type name	GDS Contract
Purpose of contract	General
Contract start date	01/02/2009
Contract end date	

16/17 Contracted general activity (UDA)	12,000
Carry forward general activity (UDA)	0
16/17 Contracted orthodontic activity (UOA)	0
Carry forward orthodontic activity (UOA)	0
Baseline contract value	£288,503.91

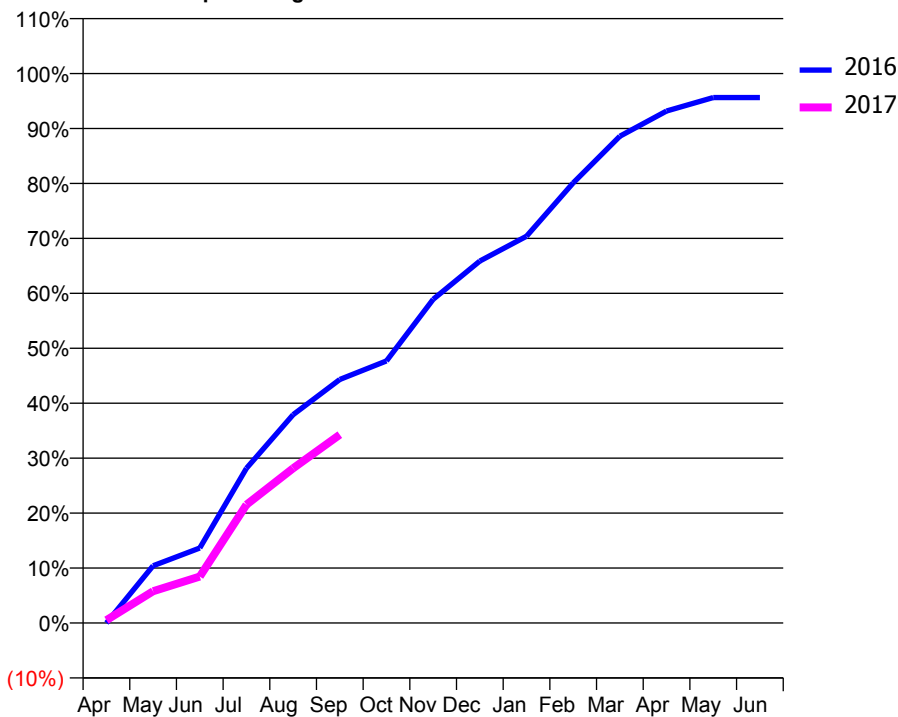
ACCESS*

Patients seen in 24 months	Total	Change since previous quarter
Quarter ending September 2015	4,790	
Quarter ending December 2015	4,620	↓
Quarter ending March 2016	4,613	→
Quarter ending June 2016	4,647	→
Quarter ending September 2016	4,583	↓
Variance since September 2015	(4.3%)	↓



ACTIVITY

Cumulative percentage of contracted UDA delivered 2016 & 2017



Adjusted Scheduled Activity (UDA)

Month	2016	2017
April	0	64
May	1,252	694
June	1,637	1,015
July	3,379	2,584
August	4,551	3,379
September	5,318	4,114
October	5,723	
November	7,070	
December	7,904	
January	8,446	
February	9,612	
March	10,631	
April	11,182	
May	11,476	
June	11,476	

QUALITY

	Quantity	Base Number	Contract	AT	Region	England
% of FP17s for the same patient ID Re-attending within 3 months - Children	53	686	7.7%	10.7%	12.0%	12.4%
% of FP17s for the same patient ID Re-attending within 3 months - Adults	185	1,705	10.9%	15.2%	15.9%	16.7%
% of FP17s for the same patient ID Re-attending between 3 & 9 months - Children	285	686	41.5%	55.3%	58.6%	57.4%
% of FP17s for the same patient ID Re-attending between 3 & 9 months - Adults	662	1,705	38.8%	48.8%	51.6%	50.5%
% of FP17s for Band 1 Urgent Courses	181	1,978	9.2%	8.4%	8.0%	9.1%
% of FP17s Relating to Free Repair or Replacements	24	1,978	1.2%	0.8%	0.8%	0.8%
% of FP17s Relating to Continuations	27	1,978	1.4%	1.1%	1.3%	1.3%
% of Patients satisfied with the dentistry they have received	1	1	N/A	93.9%	93.1%	93.2%
% of Patients satisfied with the time they had to wait for an appointment	1	1	N/A	90.7%	89.1%	89.0%

* This is based on patients treated on this contract for their most recent course of treatment. Figures in italics indicate the base number of FP17s or Patient Questionnaire responses are less than 100. N/A is shown where the base number of responses is less than 10 during the period. % is calculated as Quantity/Base number*100

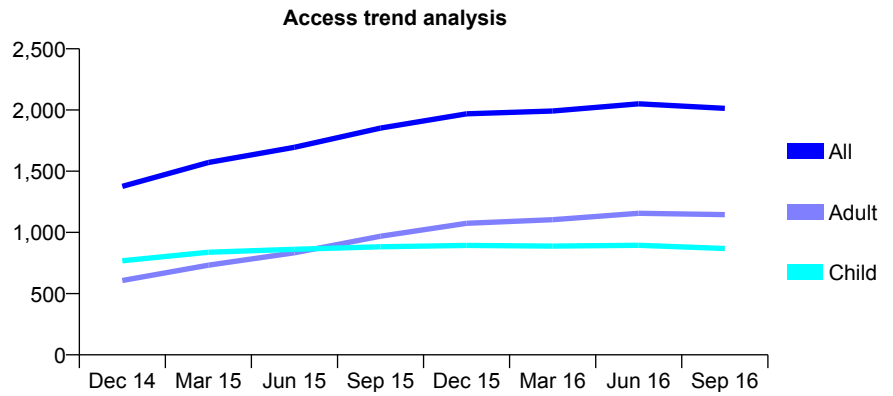
Q57 - Vital Signs At a Glance Contract Report for 366277/0001 - September 2016

Name or company name	MR SV SHAH
Contract type name	GDS Contract
Purpose of contract	General
Contract start date	01/02/2014
Contract end date	

16/17 Contracted general activity (UDA)	4,000
Carry forward general activity (UDA)	0
16/17 Contracted orthodontic activity (UOA)	0
Carry forward orthodontic activity (UOA)	0
Baseline contract value	£100,989.39

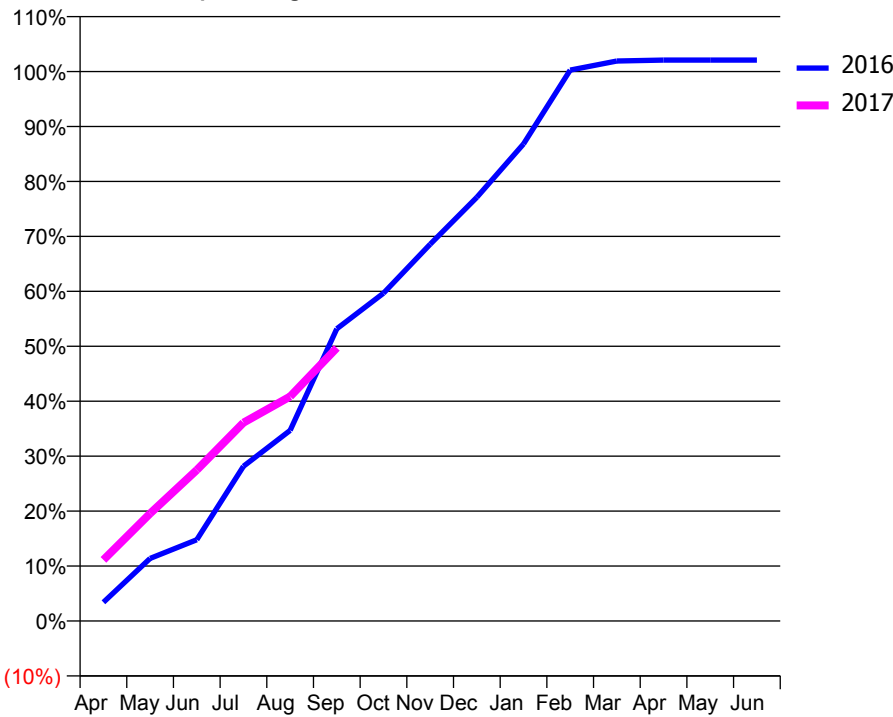
ACCESS*

Patients seen in 24 months	Total	Change since previous quarter
Quarter ending September 2015	1,852	
Quarter ending December 2015	1,969	↑
Quarter ending March 2016	1,992	→
Quarter ending June 2016	2,051	↑
Quarter ending September 2016	2,014	↓
Variance since September 2015	8.7%	↑



ACTIVITY

Cumulative percentage of contracted UDA delivered 2016 & 2017



Month	Adjusted Scheduled Activity (UDA)	
	2016	2017
April	136	445
May	456	783
June	591	1,099
July	1,126	1,444
August	1,388	1,635
September	2,127	1,988
October	2,386	
November	2,743	
December	3,085	
January	3,473	
February	4,010	
March	4,077	
April	4,083	
May	4,083	
June	4,083	

QUALITY

	Quantity	Base Number	Contract	AT	Region	England
% of FP17s for the same patient ID Re-attending within 3 months - Children	25	745	3.4%	10.7%	12.0%	12.4%
% of FP17s for the same patient ID Re-attending within 3 months - Adults	54	655	8.2%	15.2%	15.9%	16.7%
% of FP17s for the same patient ID Re-attending between 3 & 9 months - Children	540	745	72.5%	55.3%	58.6%	57.4%
% of FP17s for the same patient ID Re-attending between 3 & 9 months - Adults	382	655	58.3%	48.8%	51.6%	50.5%
% of FP17s for Band 1 Urgent Courses	70	1,395	5.0%	8.4%	8.0%	9.1%
% of FP17s Relating to Free Repair or Replacements	1	1,395	0.1%	0.8%	0.8%	0.8%
% of FP17s Relating to Continuations	0	1,395	0.0%	1.1%	1.3%	1.3%
% of Patients satisfied with the dentistry they have received	1	1	N/A	93.9%	93.1%	93.2%
% of Patients satisfied with the time they had to wait for an appointment	1	1	N/A	90.7%	89.1%	89.0%

* This is based on patients treated on this contract for their most recent course of treatment. Figures in italics indicate the base number of FP17s or Patient Questionnaire responses are less than 100. N/A is shown where the base number of responses is less than 10 during the period. % is calculated as Quantity/Base number*100

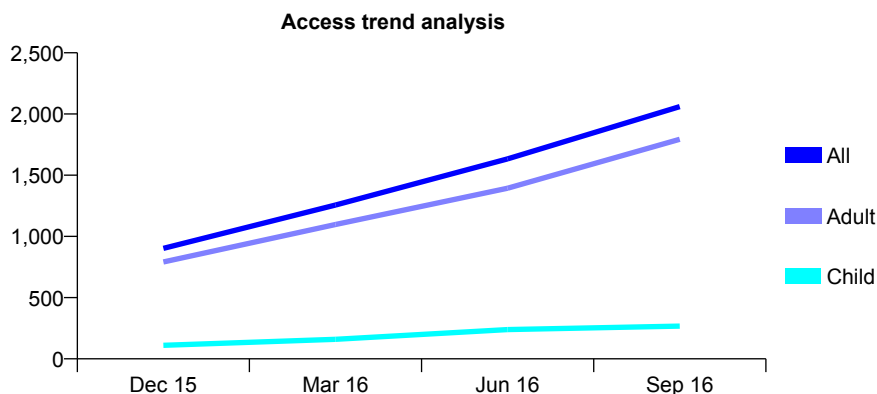
Q57 - Vital Signs At a Glance Contract Report for 398632/0001 - September 2016

Name or company name	MR R PATEL
Contract type name	GDS Contract
Purpose of contract	General
Contract start date	01/10/2015
Contract end date	

16/17 Contracted general activity (UDA)	8,384
Carry forward general activity (UDA)	0
16/17 Contracted orthodontic activity (UOA)	0
Carry forward orthodontic activity (UOA)	0
Baseline contract value	£187,186.33

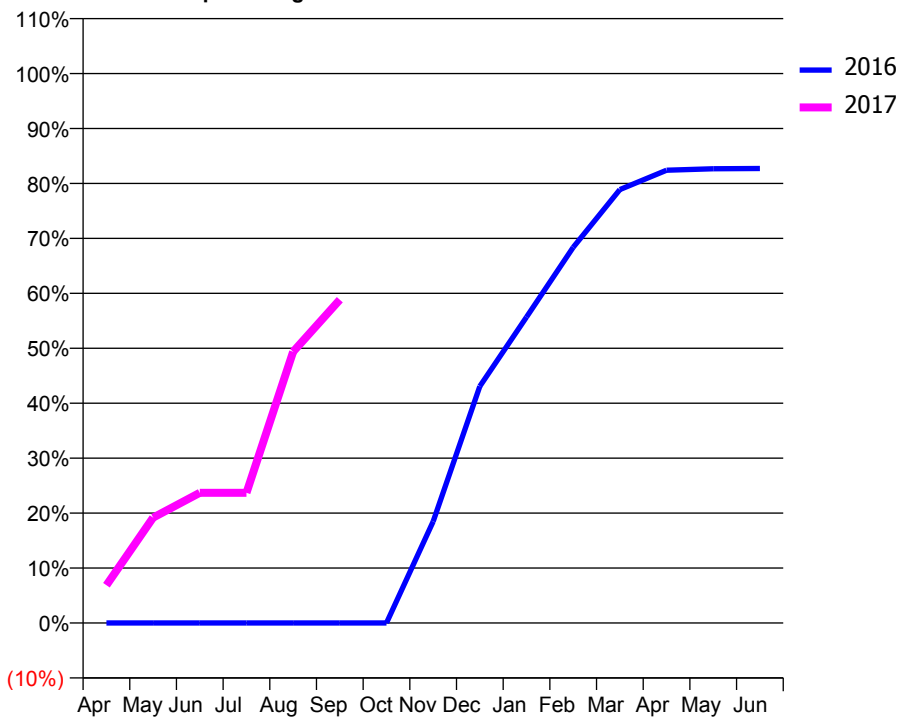
ACCESS*

Patients seen in 24 months	Total	Change since previous quarter
Quarter ending September 2015	0	
Quarter ending December 2015	902	↑
Quarter ending March 2016	1,257	↑
Quarter ending June 2016	1,633	↑
Quarter ending September 2016	2,061	↑
Variance since September 2015	N/A	



ACTIVITY

Cumulative percentage of contracted UDA delivered 2016 & 2017



Adjusted Scheduled Activity (UDA)

Month	2016	2017
April	0	576
May	0	1,609
June	0	1,987
July	0	1,987
August	0	4,139
September	0	4,933
October	0	
November	775	
December	1,806	
January	2,334	
February	2,866	
March	3,307	
April	3,454	
May	3,466	
June	3,467	

QUALITY

	Quantity	Base Number	Contract	AT	Region	England
% of FP17s for the same patient ID Re-attending within 3 months - Children	30	299	10.0%	10.7%	12.0%	12.4%
% of FP17s for the same patient ID Re-attending within 3 months - Adults	422	2,094	20.2%	15.2%	15.9%	16.7%
% of FP17s for the same patient ID Re-attending between 3 & 9 months - Children	147	299	49.2%	55.3%	58.6%	57.4%
% of FP17s for the same patient ID Re-attending between 3 & 9 months - Adults	1,052	2,094	50.2%	48.8%	51.6%	50.5%
% of FP17s for Band 1 Urgent Courses	265	2,315	11.4%	8.4%	8.0%	9.1%
% of FP17s Relating to Free Repair or Replacements	76	2,315	3.3%	0.8%	0.8%	0.8%
% of FP17s Relating to Continuations	66	2,315	2.9%	1.1%	1.3%	1.3%
% of Patients satisfied with the dentistry they have received	4	4	N/A	93.9%	93.1%	93.2%
% of Patients satisfied with the time they had to wait for an appointment	4	4	N/A	90.7%	89.1%	89.0%

* This is based on patients treated on this contract for their most recent course of treatment. Figures in italics indicate the base number of FP17s or Patient Questionnaire responses are less than 100. N/A is shown where the base number of responses is less than 10 during the period. % is calculated as Quantity/Base number*100

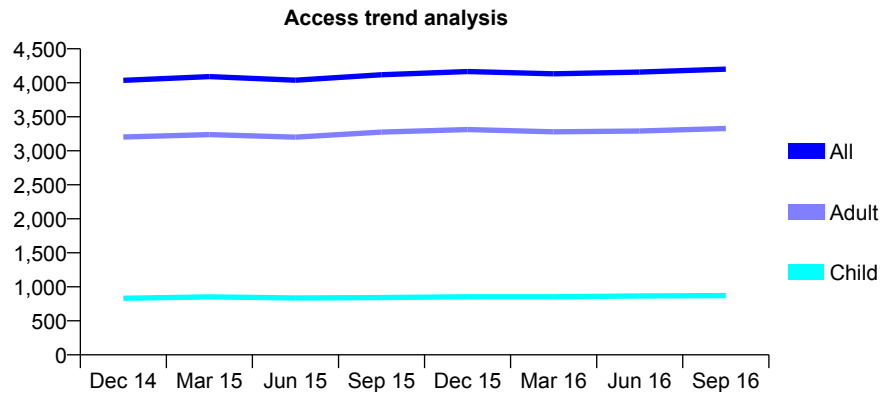
Q57 - Vital Signs At a Glance Contract Report for 567140/0001 - September 2016

Name or company name	MR SA NAJEFI
Contract type name	GDS Contract
Purpose of contract	General
Contract start date	01/04/2006
Contract end date	

16/17 Contracted general activity (UDA)	10,836
Carry forward general activity (UDA)	0
16/17 Contracted orthodontic activity (UOA)	0
Carry forward orthodontic activity (UOA)	0
Baseline contract value	£263,448.43

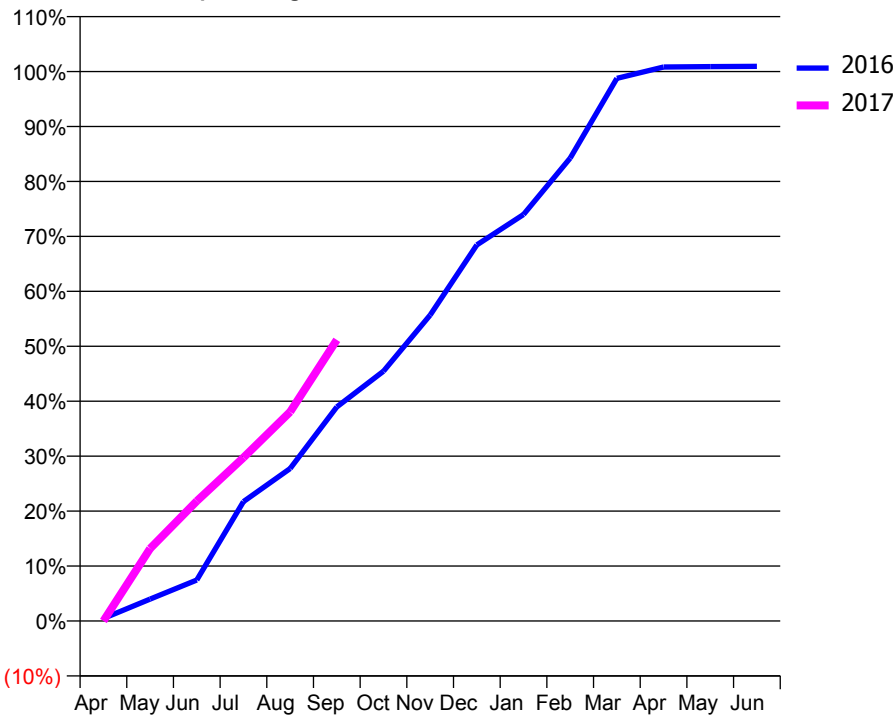
ACCESS*

Patients seen in 24 months	Total	Change since previous quarter
Quarter ending September 2015	4,118	
Quarter ending December 2015	4,166	→
Quarter ending March 2016	4,132	→
Quarter ending June 2016	4,157	→
Quarter ending September 2016	4,200	→
Variance since September 2015	2.0%	→



ACTIVITY

Cumulative percentage of contracted UDA delivered 2016 & 2017



Month	Adjusted Scheduled Activity (UDA)	
	2016	2017
April	50	0
May	432	1,430
June	809	2,366
July	2,356	3,222
August	3,006	4,125
September	4,222	5,543
October	4,925	
November	6,035	
December	7,417	
January	8,017	
February	9,127	
March	10,702	
April	10,924	
May	10,934	
June	10,938	

QUALITY

	Quantity	Base Number	Contract	AT	Region	England
% of FP17s for the same patient ID Re-attending within 3 months - Children	45	691	6.5%	10.7%	12.0%	12.4%
% of FP17s for the same patient ID Re-attending within 3 months - Adults	493	2,699	18.3%	15.2%	15.9%	16.7%
% of FP17s for the same patient ID Re-attending between 3 & 9 months - Children	449	691	65.0%	55.3%	58.6%	57.4%
% of FP17s for the same patient ID Re-attending between 3 & 9 months - Adults	1,586	2,699	58.8%	48.8%	51.6%	50.5%
% of FP17s for Band 1 Urgent Courses	277	2,815	9.8%	8.4%	8.0%	9.1%
% of FP17s Relating to Free Repair or Replacements	25	2,815	0.9%	0.8%	0.8%	0.8%
% of FP17s Relating to Continuations	6	2,815	0.2%	1.1%	1.3%	1.3%
% of Patients satisfied with the dentistry they have received	7	7	N/A	93.9%	93.1%	93.2%
% of Patients satisfied with the time they had to wait for an appointment	7	7	N/A	90.7%	89.1%	89.0%

* This is based on patients treated on this contract for their most recent course of treatment. Figures in italics indicate the base number of FP17s or Patient Questionnaire responses are less than 100. N/A is shown where the base number of responses is less than 10 during the period. % is calculated as Quantity/Base number*100

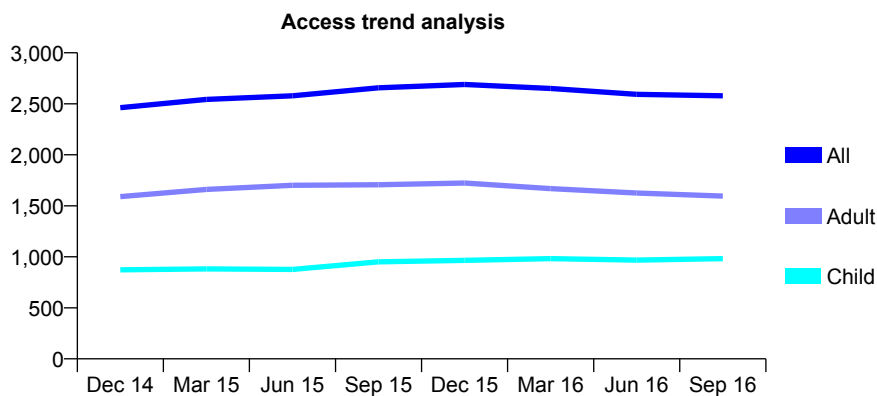
Q57 - Vital Signs At a Glance Contract Report for 570184/0001 - September 2016

Name or company name	MRS BI HELLYAR
Contract type name	GDS Contract
Purpose of contract	General
Contract start date	01/04/2006
Contract end date	

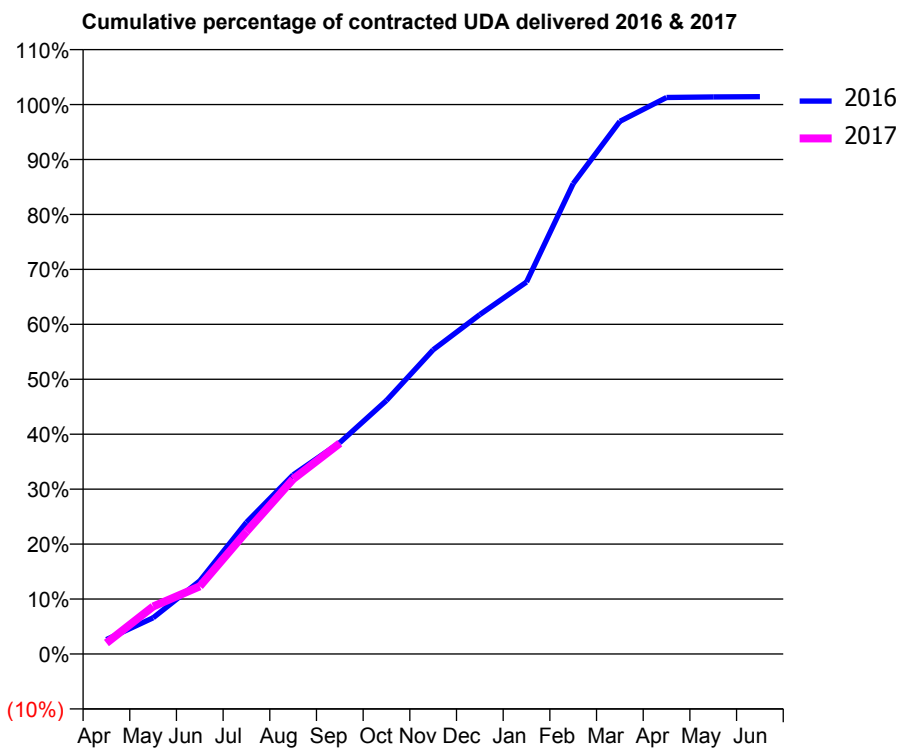
16/17 Contracted general activity (UDA)	7,174
Carry forward general activity (UDA)	0
16/17 Contracted orthodontic activity (UOA)	0
Carry forward orthodontic activity (UOA)	0
Baseline contract value	£182,502.83

ACCESS*

Patients seen in 24 months	Total	Change since previous quarter
Quarter ending September 2015	2,657	
Quarter ending December 2015	2,690	→
Quarter ending March 2016	2,650	↓
Quarter ending June 2016	2,593	↓
Quarter ending September 2016	2,578	→
Variance since September 2015	(3.0%)	↓



ACTIVITY



Month	Adjusted Scheduled Activity (UDA)	
	2016	2017
April	189	144
May	472	621
June	954	884
July	1,720	1,597
August	2,339	2,284
September	2,760	2,751
October	3,311	
November	3,972	
December	4,431	
January	4,856	
February	6,141	
March	6,954	
April	7,265	
May	7,273	
June	7,276	

QUALITY

	Quantity	Base Number	Contract	AT	Region	England
% of FP17s for the same patient ID Re-attending within 3 months - Children	45	523	8.6%	10.7%	12.0%	12.4%
% of FP17s for the same patient ID Re-attending within 3 months - Adults	160	919	17.4%	15.2%	15.9%	16.7%
% of FP17s for the same patient ID Re-attending between 3 & 9 months - Children	182	523	34.8%	55.3%	58.6%	57.4%
% of FP17s for the same patient ID Re-attending between 3 & 9 months - Adults	375	919	40.8%	48.8%	51.6%	50.5%
% of FP17s for Band 1 Urgent Courses	225	1,305	17.2%	8.4%	8.0%	9.1%
% of FP17s Relating to Free Repair or Replacements	26	1,305	2.0%	0.8%	0.8%	0.8%
% of FP17s Relating to Continuations	31	1,305	2.4%	1.1%	1.3%	1.3%
% of Patients satisfied with the dentistry they have received	2	2	N/A	93.9%	93.1%	93.2%
% of Patients satisfied with the time they had to wait for an appointment	2	2	N/A	90.7%	89.1%	89.0%

* This is based on patients treated on this contract for their most recent course of treatment. Figures in italics indicate the base number of FP17s or Patient Questionnaire responses are less than 100. N/A is shown where the base number of responses is less than 10 during the period. % is calculated as Quantity/Base number*100

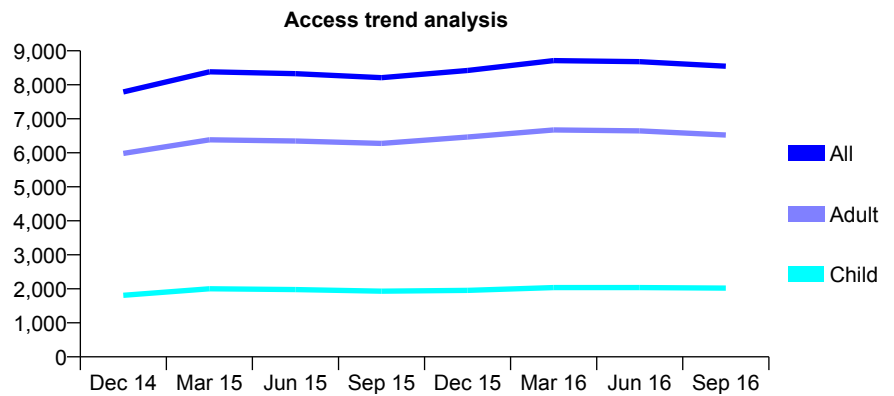
Q57 - Vital Signs At a Glance Contract Report for 573310/0001 - September 2016

Name or company name	MR R PRASHAR
Contract type name	GDS Contract
Purpose of contract	General
Contract start date	01/04/2006
Contract end date	

16/17 Contracted general activity (UDA)	22,381
Carry forward general activity (UDA)	-322
16/17 Contracted orthodontic activity (UOA)	0
Carry forward orthodontic activity (UOA)	0
Baseline contract value	£589,946.37

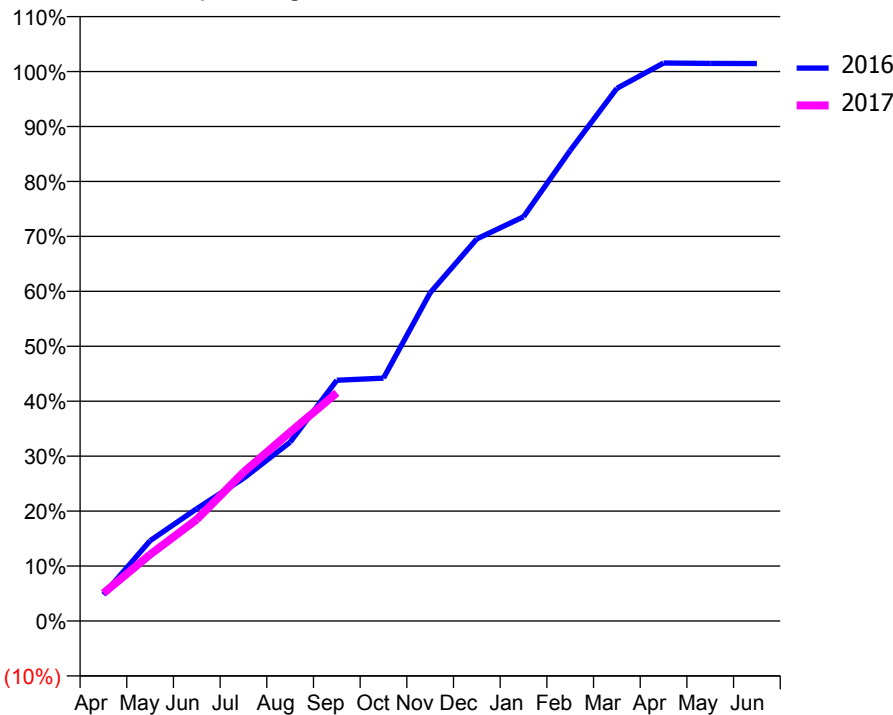
ACCESS*

Patients seen in 24 months	Total	Change since previous quarter
Quarter ending September 2015	8,211	
Quarter ending December 2015	8,422	↑
Quarter ending March 2016	8,711	↑
Quarter ending June 2016	8,680	→
Quarter ending September 2016	8,546	↓
Variance since September 2015	4.1%	↑



ACTIVITY

Cumulative percentage of contracted UDA delivered 2016 & 2017



Month	Adjusted Scheduled Activity (UDA)	
	2016	2017
April	1,072	1,134
May	3,270	2,709
June	4,577	4,138
July	5,807	6,056
August	7,285	7,693
September	9,808	9,297
October	9,893	
November	13,370	
December	15,561	
January	16,464	
February	19,166	
March	21,695	
April	22,726	
May	22,710	
June	22,703	

QUALITY

	Quantity	Base Number	Contract	AT	Region	England
% of FP17s for the same patient ID Re-attending within 3 months - Children	117	1,333	8.8%	10.7%	12.0%	12.4%
% of FP17s for the same patient ID Re-attending within 3 months - Adults	750	3,897	19.2%	15.2%	15.9%	16.7%
% of FP17s for the same patient ID Re-attending between 3 & 9 months - Children	689	1,333	51.7%	55.3%	58.6%	57.4%
% of FP17s for the same patient ID Re-attending between 3 & 9 months - Adults	1,704	3,897	43.7%	48.8%	51.6%	50.5%
% of FP17s for Band 1 Urgent Courses	795	4,810	16.5%	8.4%	8.0%	9.1%
% of FP17s Relating to Free Repair or Replacements	19	4,810	0.4%	0.8%	0.8%	0.8%
% of FP17s Relating to Continuations	9	4,810	0.2%	1.1%	1.3%	1.3%
% of Patients satisfied with the dentistry they have received	7	7	N/A	93.9%	93.1%	93.2%
% of Patients satisfied with the time they had to wait for an appointment	5	7	N/A	90.7%	89.1%	89.0%

* This is based on patients treated on this contract for their most recent course of treatment. Figures in italics indicate the base number of FP17s or Patient Questionnaire responses are less than 100. N/A is shown where the base number of responses is less than 10 during the period. % is calculated as Quantity/Base number*100

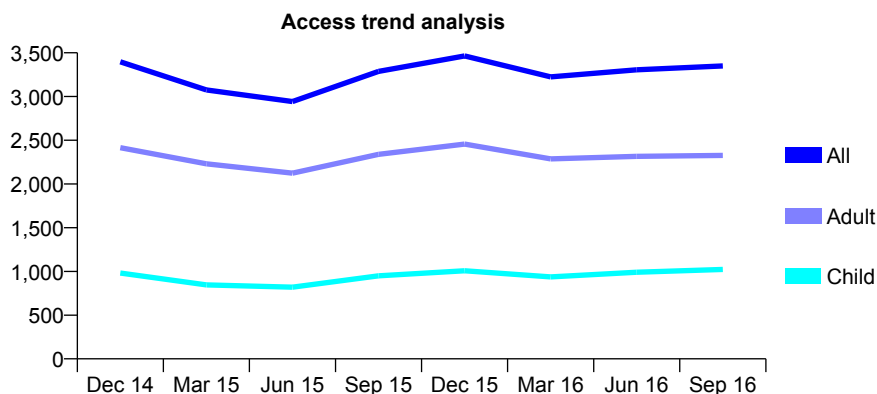
Q57 - Vital Signs At a Glance Contract Report for 573310/0003 - September 2016

Name or company name	MR R PRASHAR
Contract type name	GDS Contract
Purpose of contract	General
Contract start date	01/07/2009
Contract end date	

16/17 Contracted general activity (UDA)	7,000
Carry forward general activity (UDA)	-4
16/17 Contracted orthodontic activity (UOA)	0
Carry forward orthodontic activity (UOA)	0
Baseline contract value	£181,175.66

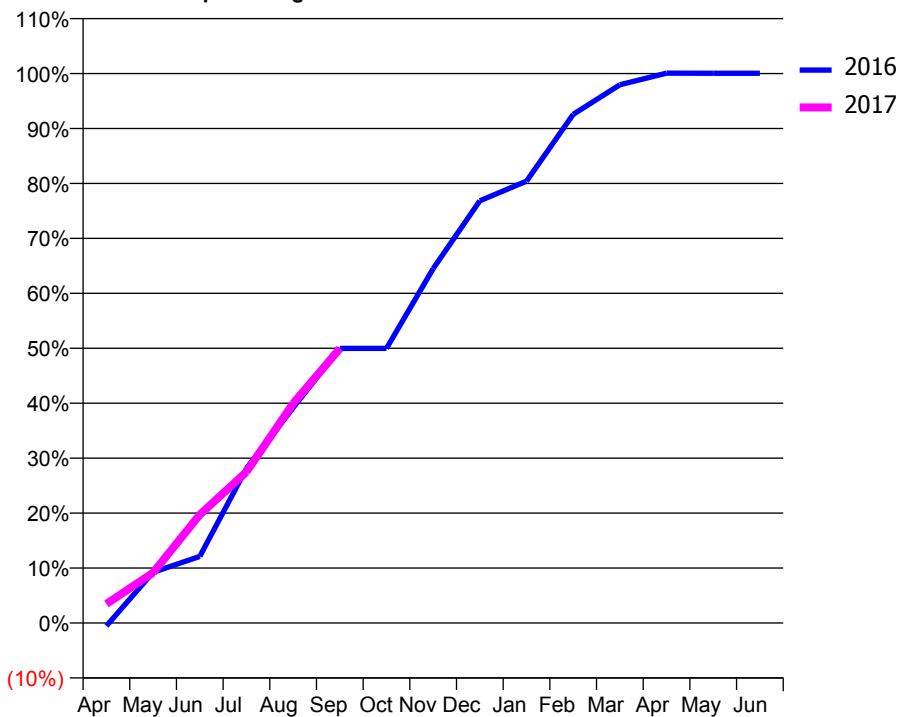
ACCESS*

Patients seen in 24 months	Total	Change since previous quarter
Quarter ending September 2015	3,288	
Quarter ending December 2015	3,464	↑
Quarter ending March 2016	3,224	↓
Quarter ending June 2016	3,306	↑
Quarter ending September 2016	3,350	→
Variance since September 2015	1.9%	→



ACTIVITY

Cumulative percentage of contracted UDA delivered 2016 & 2017



Month	Adjusted Scheduled Activity (UDA)	
	2016	2017
April	-39	244
May	646	641
June	848	1,381
July	1,970	1,926
August	2,742	2,797
September	3,498	3,497
October	3,498	
November	4,515	
December	5,379	
January	5,628	
February	6,480	
March	6,857	
April	7,005	
May	7,004	
June	7,004	

QUALITY

	Quantity	Base Number	Contract	AT	Region	England
% of FP17s for the same patient ID Re-attending within 3 months - Children	52	705	7.4%	10.7%	12.0%	12.4%
% of FP17s for the same patient ID Re-attending within 3 months - Adults	112	1,218	9.2%	15.2%	15.9%	16.7%
% of FP17s for the same patient ID Re-attending between 3 & 9 months - Children	275	705	39.0%	55.3%	58.6%	57.4%
% of FP17s for the same patient ID Re-attending between 3 & 9 months - Adults	430	1,218	35.3%	48.8%	51.6%	50.5%
% of FP17s for Band 1 Urgent Courses	190	1,834	10.4%	8.4%	8.0%	9.1%
% of FP17s Relating to Free Repair or Replacements	0	1,834	0.0%	0.8%	0.8%	0.8%
% of FP17s Relating to Continuations	0	1,834	0.0%	1.1%	1.3%	1.3%
% of Patients satisfied with the dentistry they have received	2	3	N/A	93.9%	93.1%	93.2%
% of Patients satisfied with the time they had to wait for an appointment	3	3	N/A	90.7%	89.1%	89.0%

* This is based on patients treated on this contract for their most recent course of treatment. Figures in italics indicate the base number of FP17s or Patient Questionnaire responses are less than 100. N/A is shown where the base number of responses is less than 10 during the period. % is calculated as Quantity/Base number*100

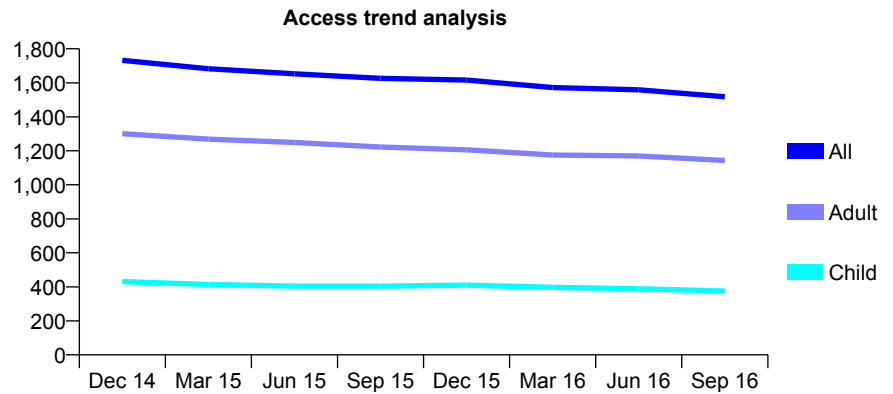
Q57 - Vital Signs At a Glance Contract Report for 574732/0002 - September 2016

Name or company name	MR B LILADHAR
Contract type name	GDS Contract
Purpose of contract	General
Contract start date	01/04/2006
Contract end date	

16/17 Contracted general activity (UDA)	5,000
Carry forward general activity (UDA)	0
16/17 Contracted orthodontic activity (UOA)	0
Carry forward orthodontic activity (UOA)	0
Baseline contract value	£138,021.49

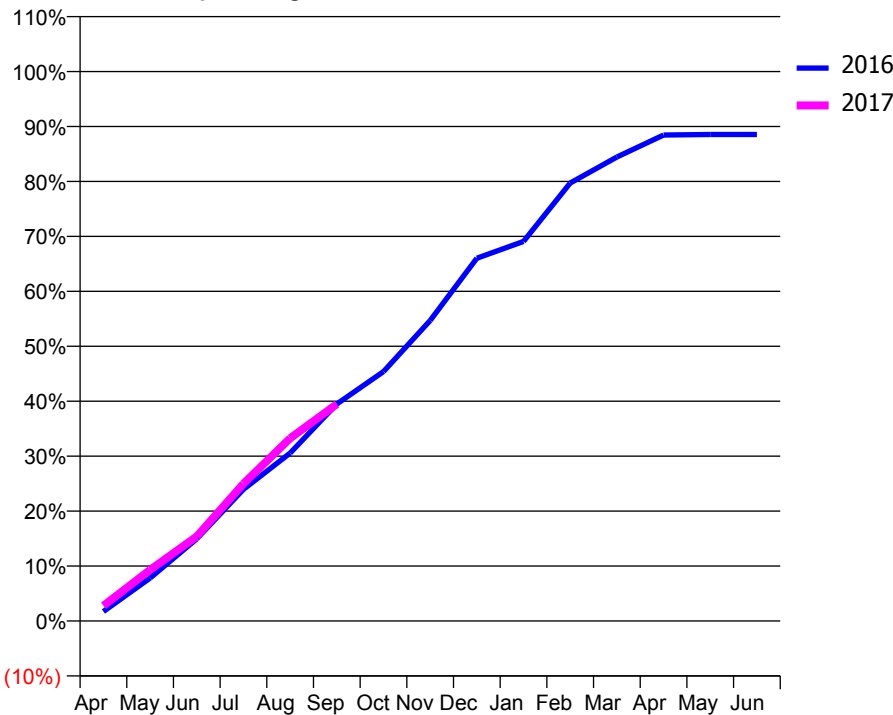
ACCESS*

Patients seen in 24 months	Total	Change since previous quarter
Quarter ending September 2015	1,626	
Quarter ending December 2015	1,616	→
Quarter ending March 2016	1,572	↓
Quarter ending June 2016	1,559	→
Quarter ending September 2016	1,518	↓
Variance since September 2015	(6.6%)	↓



ACTIVITY

Cumulative percentage of contracted UDA delivered 2016 & 2017



Month	Adjusted Scheduled Activity (UDA)	
	2016	2017
April	87	139
May	391	466
June	748	769
July	1,198	1,250
August	1,529	1,663
September	1,974	1,973
October	2,270	
November	2,735	
December	3,300	
January	3,454	
February	3,985	
March	4,222	
April	4,422	
May	4,426	
June	4,426	

QUALITY

	Quantity	Base Number	Contract	AT	Region	England
% of FP17s for the same patient ID Re-attending within 3 months - Children	12	312	3.8%	10.7%	12.0%	12.4%
% of FP17s for the same patient ID Re-attending within 3 months - Adults	87	826	10.5%	15.2%	15.9%	16.7%
% of FP17s for the same patient ID Re-attending between 3 & 9 months - Children	229	312	73.4%	55.3%	58.6%	57.4%
% of FP17s for the same patient ID Re-attending between 3 & 9 months - Adults	503	826	60.9%	48.8%	51.6%	50.5%
% of FP17s for Band 1 Urgent Courses	39	1,031	3.8%	8.4%	8.0%	9.1%
% of FP17s Relating to Free Repair or Replacements	18	1,031	1.7%	0.8%	0.8%	0.8%
% of FP17s Relating to Continuations	1	1,031	0.1%	1.1%	1.3%	1.3%
% of Patients satisfied with the dentistry they have received	0	0	N/A	93.9%	93.1%	93.2%
% of Patients satisfied with the time they had to wait for an appointment	0	0	N/A	90.7%	89.1%	89.0%

* This is based on patients treated on this contract for their most recent course of treatment. Figures in italics indicate the base number of FP17s or Patient Questionnaire responses are less than 100. N/A is shown where the base number of responses is less than 10 during the period. % is calculated as Quantity/Base number*100

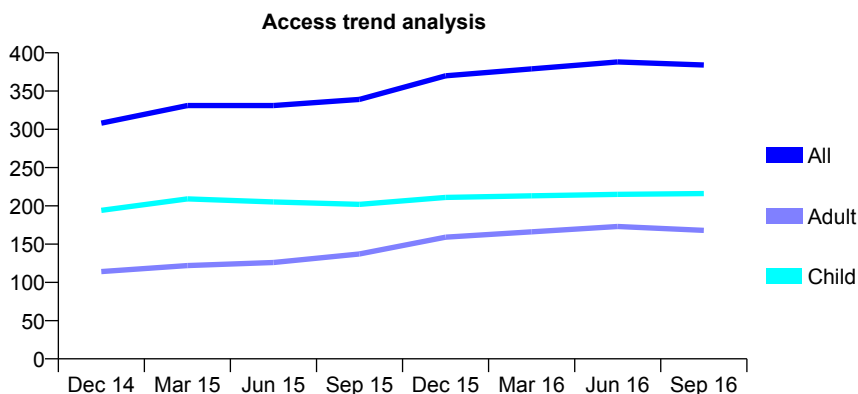
Q57 - Vital Signs At a Glance Contract Report for 575305/0001 - September 2016

Name or company name	MR AA JALEEL
Contract type name	GDS Contract
Purpose of contract	General
Contract start date	01/04/2006
Contract end date	

16/17 Contracted general activity (UDA)	500
Carry forward general activity (UDA)	0
16/17 Contracted orthodontic activity (UOA)	0
Carry forward orthodontic activity (UOA)	0
Baseline contract value	£16,398.79

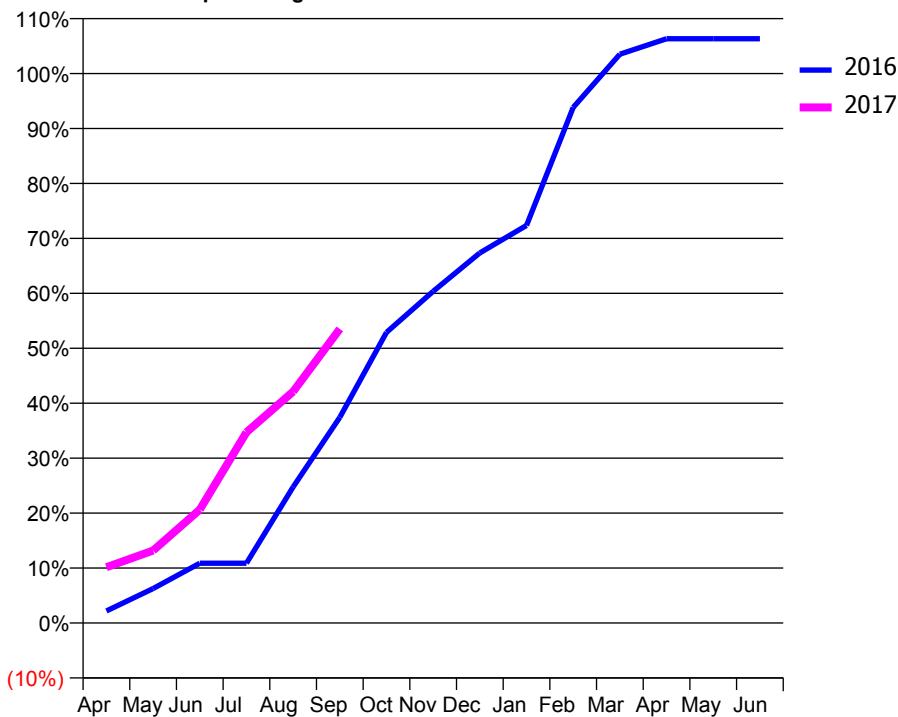
ACCESS*

Patients seen in 24 months	Total	Change since previous quarter
Quarter ending September 2015	339	
Quarter ending December 2015	370	↑
Quarter ending March 2016	379	↑
Quarter ending June 2016	388	↑
Quarter ending September 2016	384	↓
Variance since September 2015	13.3%	↑



ACTIVITY

Cumulative percentage of contracted UDA delivered 2016 & 2017



Adjusted Scheduled Activity (UDA)

Month	2016	2017
April	11	51
May	31	66
June	54	103
July	54	174
August	124	211
September	187	268
October	264	
November	302	
December	337	
January	362	
February	469	
March	518	
April	532	
May	532	
June	532	

QUALITY

	Quantity	Base Number	Contract	AT	Region	England
% of FP17s for the same patient ID Re-attending within 3 months - Children	2	122	1.6%	10.7%	12.0%	12.4%
% of FP17s for the same patient ID Re-attending within 3 months - Adults	3	85	3.5%	15.2%	15.9%	16.7%
% of FP17s for the same patient ID Re-attending between 3 & 9 months - Children	27	122	22.1%	55.3%	58.6%	57.4%
% of FP17s for the same patient ID Re-attending between 3 & 9 months - Adults	24	85	28.2%	48.8%	51.6%	50.5%
% of FP17s for Band 1 Urgent Courses	8	203	3.9%	8.4%	8.0%	9.1%
% of FP17s Relating to Free Repair or Replacements	0	203	0.0%	0.8%	0.8%	0.8%
% of FP17s Relating to Continuations	0	203	0.0%	1.1%	1.3%	1.3%
% of Patients satisfied with the dentistry they have received	2	2	N/A	93.9%	93.1%	93.2%
% of Patients satisfied with the time they had to wait for an appointment	2	2	N/A	90.7%	89.1%	89.0%

* This is based on patients treated on this contract for their most recent course of treatment. Figures in italics indicate the base number of FP17s or Patient Questionnaire responses are less than 100. N/A is shown where the base number of responses is less than 10 during the period. % is calculated as Quantity/Base number*100

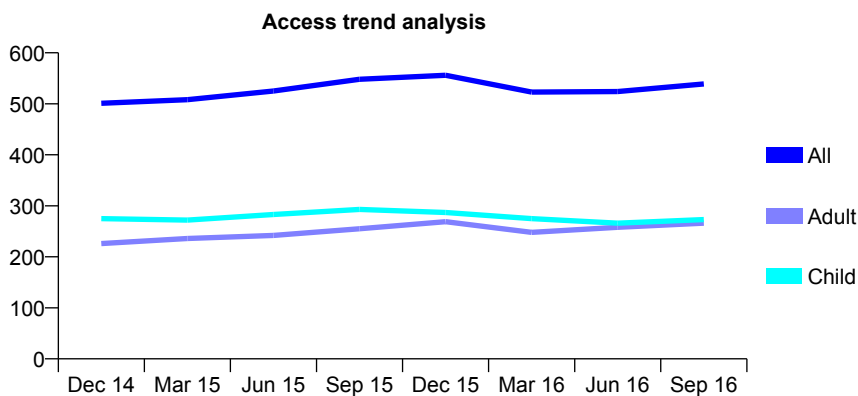
Q57 - Vital Signs At a Glance Contract Report for 577987/0002 - September 2016

Name or company name	MR K SHETH
Contract type name	GDS Contract
Purpose of contract	General
Contract start date	01/05/2007
Contract end date	

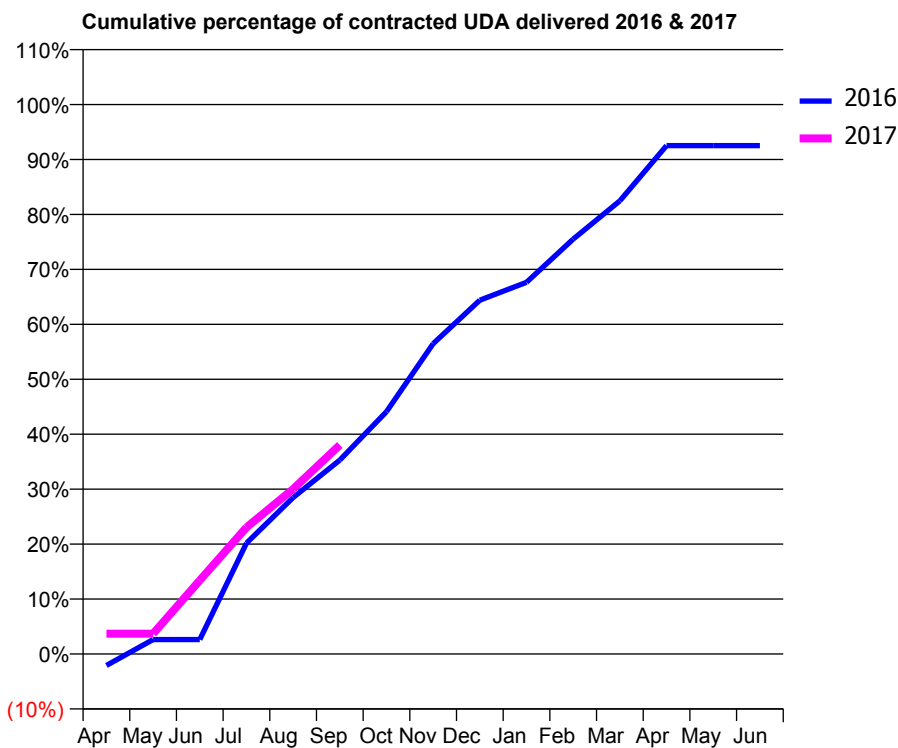
16/17 Contracted general activity (UDA)	1,700
Carry forward general activity (UDA)	0
16/17 Contracted orthodontic activity (UOA)	0
Carry forward orthodontic activity (UOA)	0
Baseline contract value	£48,235.46

ACCESS*

Patients seen in 24 months	Total	Change since previous quarter
Quarter ending September 2015	548	
Quarter ending December 2015	556	→
Quarter ending March 2016	523	↓
Quarter ending June 2016	524	→
Quarter ending September 2016	539	↑
Variance since September 2015	(1.6%)	↓



ACTIVITY



Month	Adjusted Scheduled Activity (UDA)	
	2016	2017
April	-36	63
May	45	63
June	45	228
July	343	392
August	484	510
September	600	647
October	750	
November	960	
December	1,095	
January	1,150	
February	1,284	
March	1,402	
April	1,573	
May	1,573	
June	1,573	

QUALITY

	Quantity	Base Number	Contract	AT	Region	England
% of FP17s for the same patient ID Re-attending within 3 months - Children	16	203	7.9%	10.7%	12.0%	12.4%
% of FP17s for the same patient ID Re-attending within 3 months - Adults	40	203	19.7%	15.2%	15.9%	16.7%
% of FP17s for the same patient ID Re-attending between 3 & 9 months - Children	111	203	54.7%	55.3%	58.6%	57.4%
% of FP17s for the same patient ID Re-attending between 3 & 9 months - Adults	67	203	33.0%	48.8%	51.6%	50.5%
% of FP17s for Band 1 Urgent Courses	24	334	7.2%	8.4%	8.0%	9.1%
% of FP17s Relating to Free Repair or Replacements	2	334	0.6%	0.8%	0.8%	0.8%
% of FP17s Relating to Continuations	13	334	3.9%	1.1%	1.3%	1.3%
% of Patients satisfied with the dentistry they have received	0	0	N/A	93.9%	93.1%	93.2%
% of Patients satisfied with the time they had to wait for an appointment	0	0	N/A	90.7%	89.1%	89.0%

* This is based on patients treated on this contract for their most recent course of treatment. Figures in italics indicate the base number of FP17s or Patient Questionnaire responses are less than 100. N/A is shown where the base number of responses is less than 10 during the period. % is calculated as Quantity/Base number*100

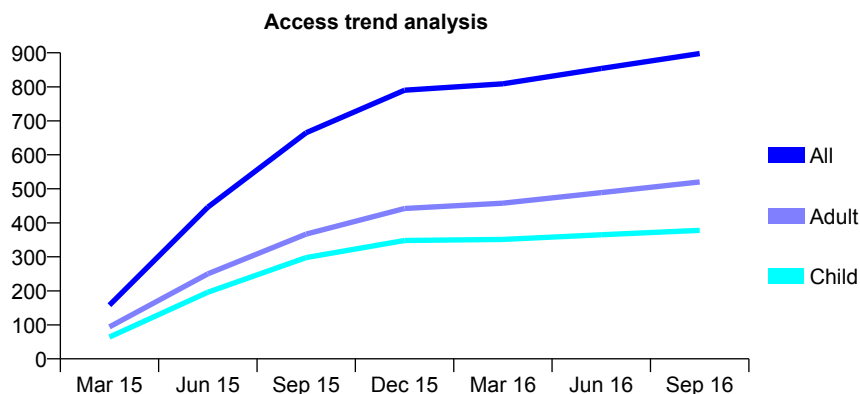
Q57 - Vital Signs At a Glance Contract Report for 616001/0001 - September 2016

Name or company name	MRS P SHARMA
Contract type name	GDS Contract
Purpose of contract	General
Contract start date	01/11/2014
Contract end date	

16/17 Contracted general activity (UDA)	2,738
Carry forward general activity (UDA)	0
16/17 Contracted orthodontic activity (UOA)	0
Carry forward orthodontic activity (UOA)	0
Baseline contract value	£65,957.89

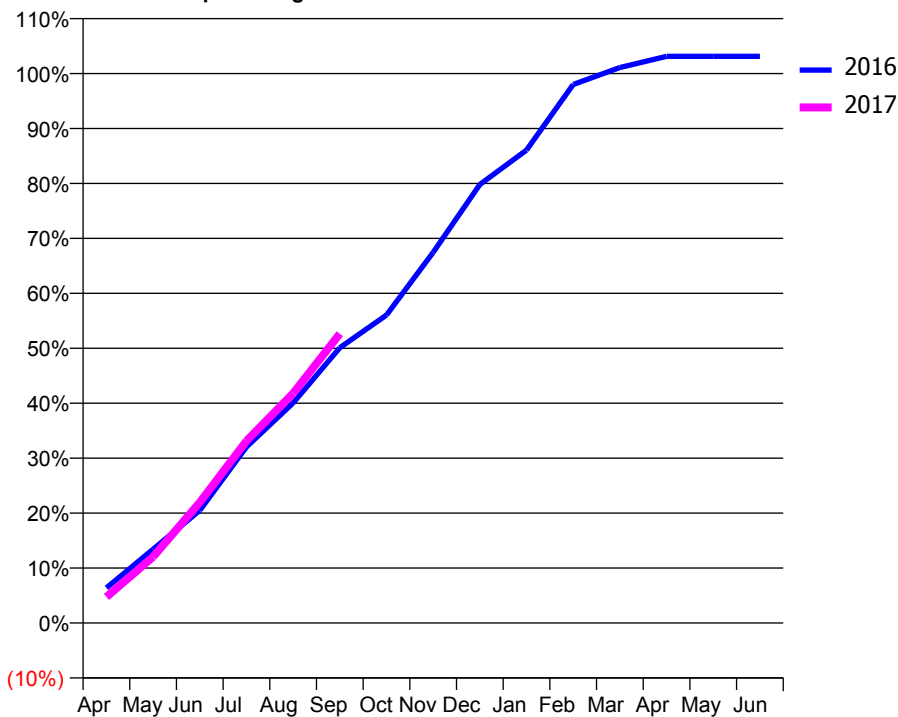
ACCESS*

Patients seen in 24 months	Total	Change since previous quarter
Quarter ending September 2015	665	
Quarter ending December 2015	790	↑
Quarter ending March 2016	809	↑
Quarter ending June 2016	854	↑
Quarter ending September 2016	898	↑
Variance since September 2015	35.0%	↑



ACTIVITY

Cumulative percentage of contracted UDA delivered 2016 & 2017



Month	Adjusted Scheduled Activity (UDA)	
	2016	2017
April	175	130
May	368	330
June	561	601
July	877	907
August	1,097	1,144
September	1,372	1,442
October	1,535	
November	1,847	
December	2,185	
January	2,356	
February	2,684	
March	2,768	
April	2,823	
May	2,823	
June	2,823	

QUALITY

	Quantity	Base Number	Contract	AT	Region	England
% of FP17s for the same patient ID Re-attending within 3 months - Children	25	303	8.3%	10.7%	12.0%	12.4%
% of FP17s for the same patient ID Re-attending within 3 months - Adults	43	358	12.0%	15.2%	15.9%	16.7%
% of FP17s for the same patient ID Re-attending between 3 & 9 months - Children	181	303	59.7%	55.3%	58.6%	57.4%
% of FP17s for the same patient ID Re-attending between 3 & 9 months - Adults	211	358	58.9%	48.8%	51.6%	50.5%
% of FP17s for Band 1 Urgent Courses	48	633	7.6%	8.4%	8.0%	9.1%
% of FP17s Relating to Free Repair or Replacements	0	633	0.0%	0.8%	0.8%	0.8%
% of FP17s Relating to Continuations	3	633	0.5%	1.1%	1.3%	1.3%
% of Patients satisfied with the dentistry they have received	1	1	N/A	93.9%	93.1%	93.2%
% of Patients satisfied with the time they had to wait for an appointment	1	1	N/A	90.7%	89.1%	89.0%

* This is based on patients treated on this contract for their most recent course of treatment. Figures in italics indicate the base number of FP17s or Patient Questionnaire responses are less than 100. N/A is shown where the base number of responses is less than 10 during the period. % is calculated as Quantity/Base number*100

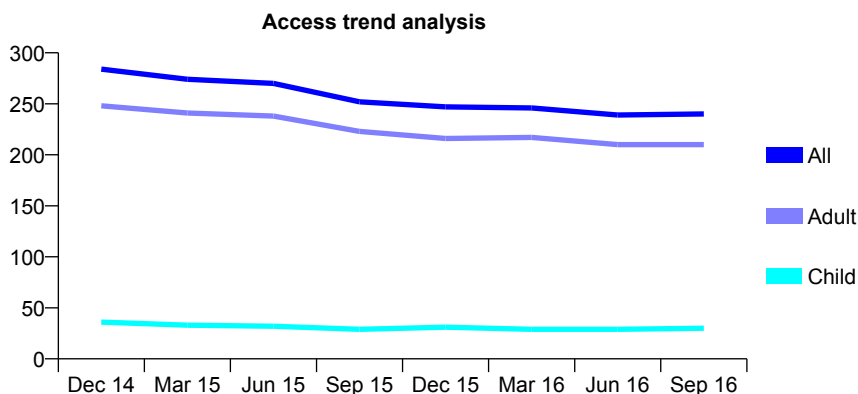
Q57 - Vital Signs At a Glance Contract Report for 618683/0001 - September 2016

Name or company name	Papineni Dental Practice
Contract type name	GDS Contract
Purpose of contract	General
Contract start date	01/04/2006
Contract end date	

16/17 Contracted general activity (UDA)	850
Carry forward general activity (UDA)	0
16/17 Contracted orthodontic activity (UOA)	0
Carry forward orthodontic activity (UOA)	0
Baseline contract value	£18,117.17

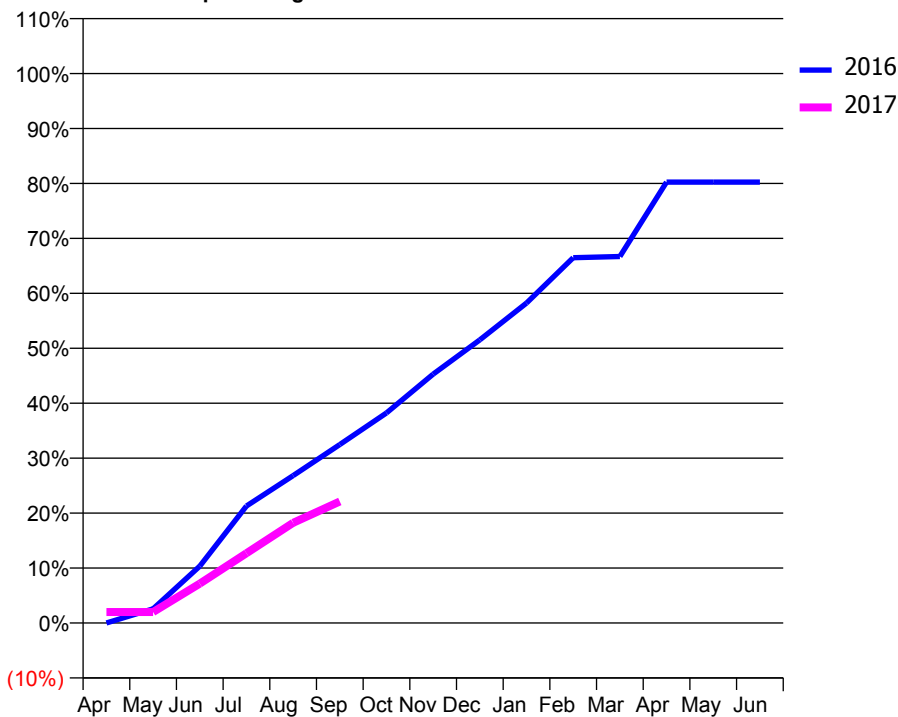
ACCESS*

Patients seen in 24 months	Total	Change since previous quarter
Quarter ending September 2015	252	
Quarter ending December 2015	247	↓
Quarter ending March 2016	246	→
Quarter ending June 2016	239	↓
Quarter ending September 2016	240	→
Variance since September 2015	(4.8%)	↓



ACTIVITY

Cumulative percentage of contracted UDA delivered 2016 & 2017



Adjusted Scheduled Activity (UDA)

Month	2016	2017
April	0	17
May	22	17
June	88	61
July	181	108
August	228	155
September	276	188
October	325	
November	385	
December	438	
January	495	
February	565	
March	567	
April	682	
May	682	
June	682	

QUALITY

	Quantity	Base Number	Contract	AT	Region	England
% of FP17s for the same patient ID Re-attending within 3 months - Children	1	30	3.3%	10.7%	12.0%	12.4%
% of FP17s for the same patient ID Re-attending within 3 months - Adults	8	161	5.0%	15.2%	15.9%	16.7%
% of FP17s for the same patient ID Re-attending between 3 & 9 months - Children	20	30	66.7%	55.3%	58.6%	57.4%
% of FP17s for the same patient ID Re-attending between 3 & 9 months - Adults	128	161	79.5%	48.8%	51.6%	50.5%
% of FP17s for Band 1 Urgent Courses	0	122	0.0%	8.4%	8.0%	9.1%
% of FP17s Relating to Free Repair or Replacements	0	122	0.0%	0.8%	0.8%	0.8%
% of FP17s Relating to Continuations	0	122	0.0%	1.1%	1.3%	1.3%
% of Patients satisfied with the dentistry they have received	0	0	N/A	93.9%	93.1%	93.2%
% of Patients satisfied with the time they had to wait for an appointment	0	0	N/A	90.7%	89.1%	89.0%

* This is based on patients treated on this contract for their most recent course of treatment. Figures in italics indicate the base number of FP17s or Patient Questionnaire responses are less than 100. N/A is shown where the base number of responses is less than 10 during the period. % is calculated as Quantity/Base number*100

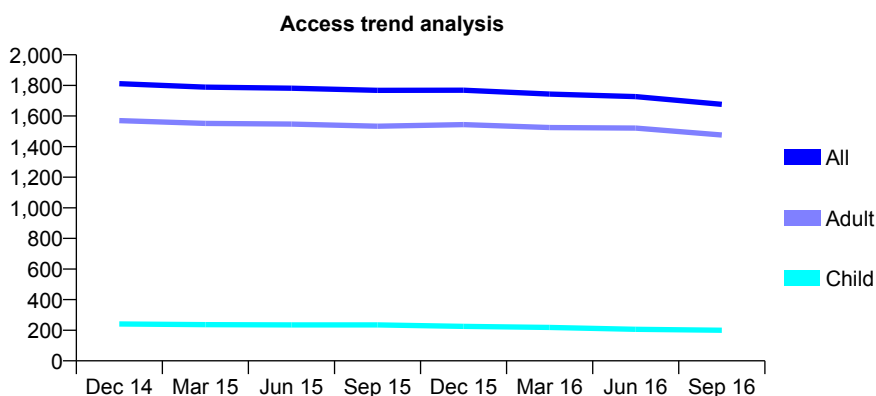
Q57 - Vital Signs At a Glance Contract Report for 618683/0002 - September 2016

Name or company name	Papineni Dental Practice
Contract type name	GDS Contract
Purpose of contract	General
Contract start date	01/04/2006
Contract end date	

16/17 Contracted general activity (UDA)	5,493
Carry forward general activity (UDA)	0
16/17 Contracted orthodontic activity (UOA)	0
Carry forward orthodontic activity (UOA)	0
Baseline contract value	£108,892.74

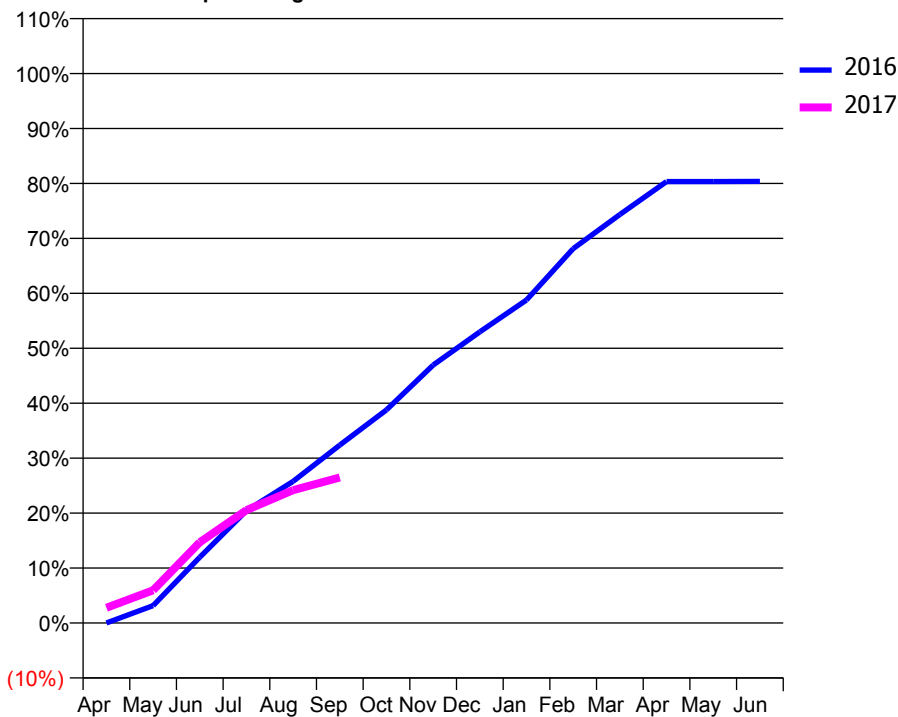
ACCESS*

Patients seen in 24 months	Total	Change since previous quarter
Quarter ending September 2015	1,768	
Quarter ending December 2015	1,769	→
Quarter ending March 2016	1,743	↓
Quarter ending June 2016	1,727	→
Quarter ending September 2016	1,676	↓
Variance since September 2015	(5.2%)	↓



ACTIVITY

Cumulative percentage of contracted UDA delivered 2016 & 2017



Adjusted Scheduled Activity (UDA)

Month	2016	2017
April	0	152
May	174	327
June	658	807
July	1,123	1,129
August	1,416	1,328
September	1,779	1,455
October	2,131	
November	2,579	
December	2,911	
January	3,229	
February	3,742	
March	4,083	
April	4,413	
May	4,413	
June	4,414	

QUALITY

	Quantity	Base Number	Contract	AT	Region	England
% of FP17s for the same patient ID Re-attending within 3 months - Children	2	136	1.5%	10.7%	12.0%	12.4%
% of FP17s for the same patient ID Re-attending within 3 months - Adults	54	966	5.6%	15.2%	15.9%	16.7%
% of FP17s for the same patient ID Re-attending between 3 & 9 months - Children	114	136	83.8%	55.3%	58.6%	57.4%
% of FP17s for the same patient ID Re-attending between 3 & 9 months - Adults	782	966	81.0%	48.8%	51.6%	50.5%
% of FP17s for Band 1 Urgent Courses	0	901	0.0%	8.4%	8.0%	9.1%
% of FP17s Relating to Free Repair or Replacements	0	901	0.0%	0.8%	0.8%	0.8%
% of FP17s Relating to Continuations	0	901	0.0%	1.1%	1.3%	1.3%
% of Patients satisfied with the dentistry they have received	4	4	N/A	93.9%	93.1%	93.2%
% of Patients satisfied with the time they had to wait for an appointment	4	4	N/A	90.7%	89.1%	89.0%

* This is based on patients treated on this contract for their most recent course of treatment. Figures in italics indicate the base number of FP17s or Patient Questionnaire responses are less than 100. N/A is shown where the base number of responses is less than 10 during the period. % is calculated as Quantity/Base number*100

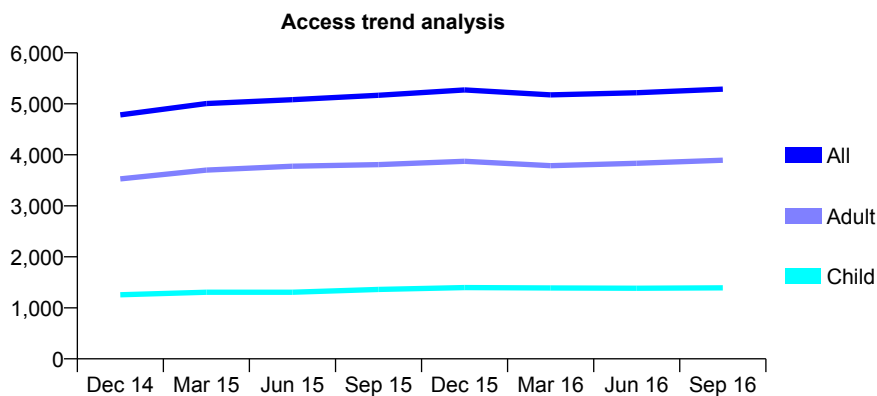
Q57 - Vital Signs At a Glance Contract Report for 631531/0003 - September 2016

Name or company name	MR WA TWEDDELL
Contract type name	GDS Contract
Purpose of contract	General
Contract start date	01/04/2006
Contract end date	

16/17 Contracted general activity (UDA)	11,071
Carry forward general activity (UDA)	-221
16/17 Contracted orthodontic activity (UOA)	0
Carry forward orthodontic activity (UOA)	0
Baseline contract value	£247,124.63

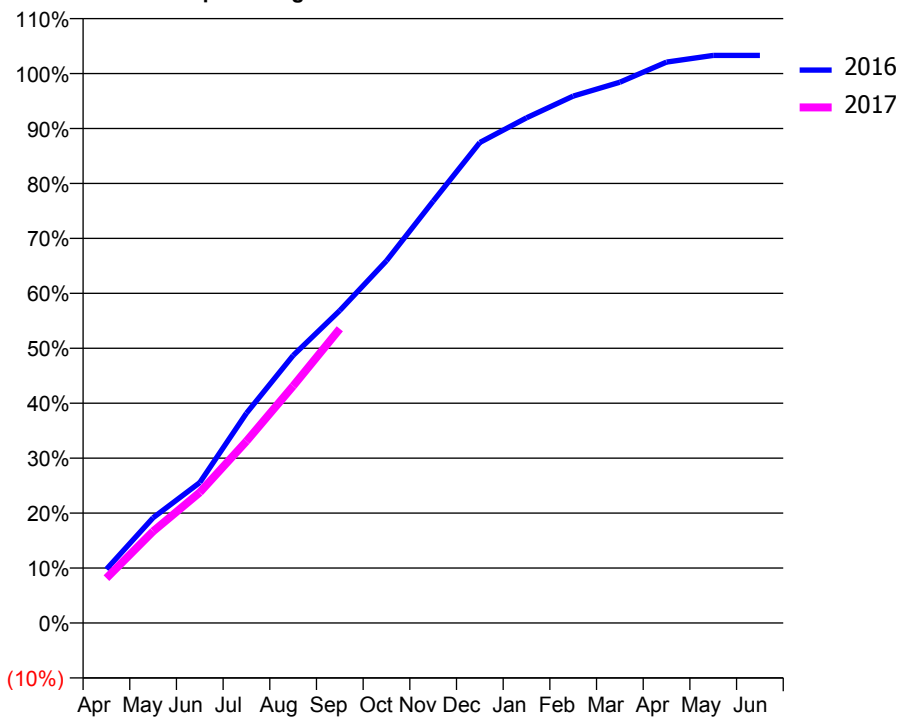
ACCESS*

Patients seen in 24 months	Total	Change since previous quarter
Quarter ending September 2015	5,168	
Quarter ending December 2015	5,271	→
Quarter ending March 2016	5,176	↓
Quarter ending June 2016	5,218	→
Quarter ending September 2016	5,287	→
Variance since September 2015	2.3%	↑



ACTIVITY

Cumulative percentage of contracted UDA delivered 2016 & 2017



Month	Adjusted Scheduled Activity (UDA)	
	2016	2017
April	1,084	905
May	2,121	1,846
June	2,830	2,631
July	4,227	3,664
August	5,390	4,774
September	6,296	5,928
October	7,299	
November	8,499	
December	9,681	
January	10,179	
February	10,616	
March	10,895	
April	11,301	
May	11,435	
June	11,435	

QUALITY

	Quantity	Base Number	Contract	AT	Region	England
% of FP17s for the same patient ID Re-attending within 3 months - Children	51	1,089	4.7%	10.7%	12.0%	12.4%
% of FP17s for the same patient ID Re-attending within 3 months - Adults	242	2,686	9.0%	15.2%	15.9%	16.7%
% of FP17s for the same patient ID Re-attending between 3 & 9 months - Children	618	1,089	56.7%	55.3%	58.6%	57.4%
% of FP17s for the same patient ID Re-attending between 3 & 9 months - Adults	1,174	2,686	43.7%	48.8%	51.6%	50.5%
% of FP17s for Band 1 Urgent Courses	171	3,073	5.6%	8.4%	8.0%	9.1%
% of FP17s Relating to Free Repair or Replacements	6	3,073	0.2%	0.8%	0.8%	0.8%
% of FP17s Relating to Continuations	61	3,073	2.0%	1.1%	1.3%	1.3%
% of Patients satisfied with the dentistry they have received	5	5	N/A	93.9%	93.1%	93.2%
% of Patients satisfied with the time they had to wait for an appointment	5	5	N/A	90.7%	89.1%	89.0%

* This is based on patients treated on this contract for their most recent course of treatment. Figures in italics indicate the base number of FP17s or Patient Questionnaire responses are less than 100. N/A is shown where the base number of responses is less than 10 during the period. % is calculated as Quantity/Base number*100

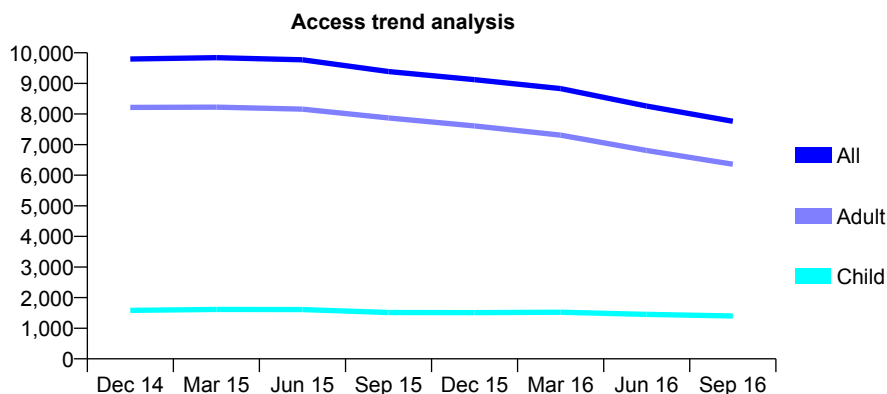
Q57 - Vital Signs At a Glance Contract Report for 635812/0001 - September 2016

Name or company name	MR EL TSANG
Contract type name	GDS Contract
Purpose of contract	General
Contract start date	01/04/2006
Contract end date	

16/17 Contracted general activity (UDA)	27,947
Carry forward general activity (UDA)	776
16/17 Contracted orthodontic activity (UOA)	0
Carry forward orthodontic activity (UOA)	0
Baseline contract value	£650,546.58

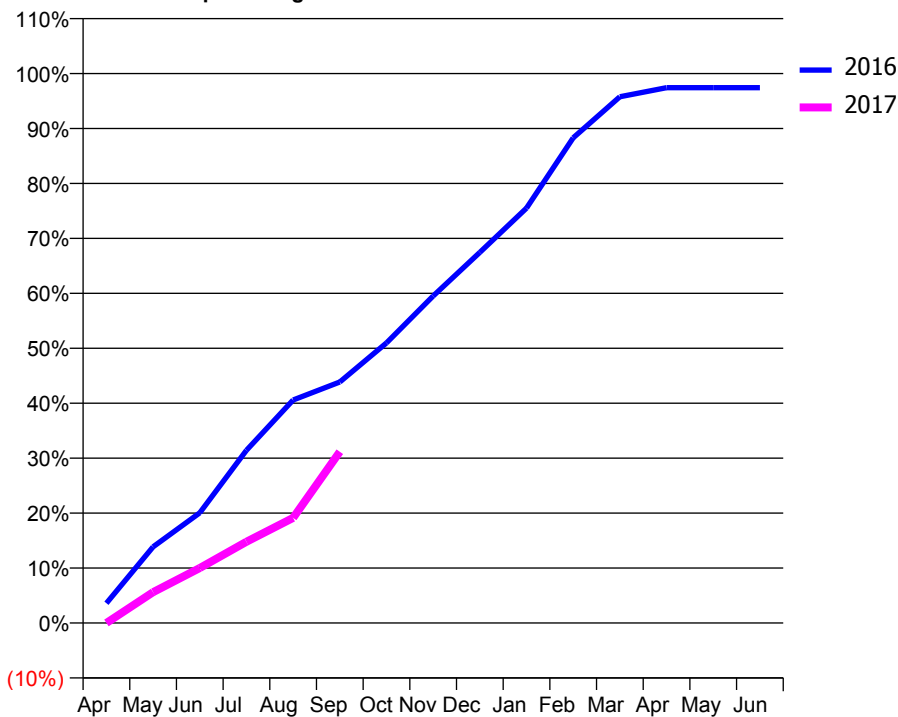
ACCESS*

Patients seen in 24 months	Total	Change since previous quarter
Quarter ending September 2015	9,387	
Quarter ending December 2015	9,120	↓
Quarter ending March 2016	8,831	↓
Quarter ending June 2016	8,260	↓
Quarter ending September 2016	7,764	↓
Variance since September 2015	(17.3%)	↓



ACTIVITY

Cumulative percentage of contracted UDA delivered 2016 & 2017



Month	Adjusted Scheduled Activity (UDA)	
	2016	2017
April	1,004	-4
May	3,879	1,567
June	5,604	2,795
July	8,783	4,134
August	11,341	5,349
September	12,256	8,711
October	14,242	
November	16,636	
December	18,852	
January	21,101	
February	24,673	
March	26,768	
April	27,227	
May	27,225	
June	27,224	

QUALITY

	Quantity	Base Number	Contract	AT	Region	England
% of FP17s for the same patient ID Re-attending within 3 months - Children	31	818	3.8%	10.7%	12.0%	12.4%
% of FP17s for the same patient ID Re-attending within 3 months - Adults	334	2,816	11.9%	15.2%	15.9%	16.7%
% of FP17s for the same patient ID Re-attending between 3 & 9 months - Children	457	818	55.9%	55.3%	58.6%	57.4%
% of FP17s for the same patient ID Re-attending between 3 & 9 months - Adults	1,485	2,816	52.7%	48.8%	51.6%	50.5%
% of FP17s for Band 1 Urgent Courses	218	3,493	6.2%	8.4%	8.0%	9.1%
% of FP17s Relating to Free Repair or Replacements	20	3,493	0.6%	0.8%	0.8%	0.8%
% of FP17s Relating to Continuations	38	3,493	1.1%	1.1%	1.3%	1.3%
% of Patients satisfied with the dentistry they have received	4	5	N/A	93.9%	93.1%	93.2%
% of Patients satisfied with the time they had to wait for an appointment	4	5	N/A	90.7%	89.1%	89.0%

* This is based on patients treated on this contract for their most recent course of treatment. Figures in italics indicate the base number of FP17s or Patient Questionnaire responses are less than 100. N/A is shown where the base number of responses is less than 10 during the period. % is calculated as Quantity/Base number*100

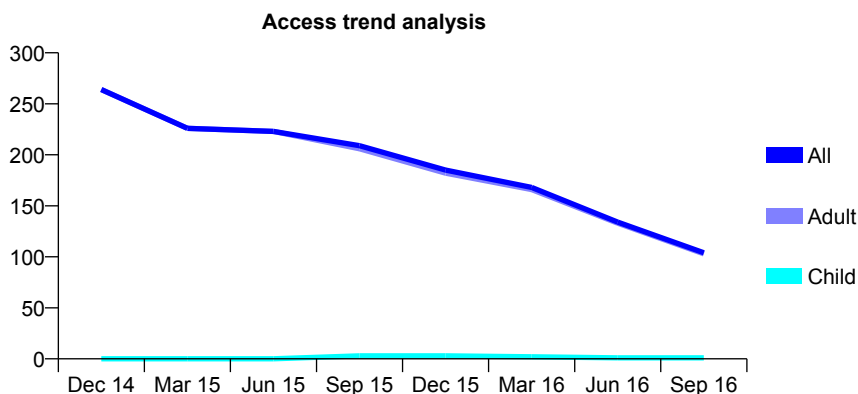
Q57 - Vital Signs At a Glance Contract Report for 649694/0003 - September 2016

Name or company name	MR SB DENNY
Contract type name	GDS Contract
Purpose of contract	General
Contract start date	01/04/2008
Contract end date	

16/17 Contracted general activity (UDA)	1,020
Carry forward general activity (UDA)	0
16/17 Contracted orthodontic activity (UOA)	0
Carry forward orthodontic activity (UOA)	0
Baseline contract value	£28,408.31

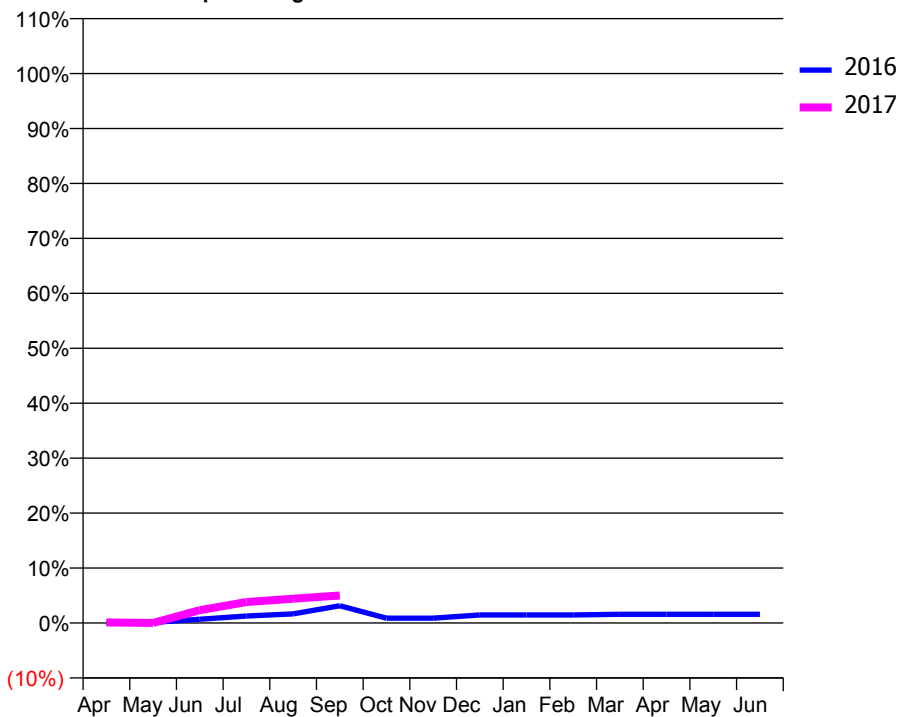
ACCESS*

Patients seen in 24 months	Total	Change since previous quarter
Quarter ending September 2015	209	
Quarter ending December 2015	185	↓
Quarter ending March 2016	168	↓
Quarter ending June 2016	134	↓
Quarter ending September 2016	104	↓
Variance since September 2015	(50.2%)	↓



ACTIVITY

Cumulative percentage of contracted UDA delivered 2016 & 2017



QUALITY

	Quantity	Base Number	Contract	AT	Region	England
% of FP17s for the same patient ID Re-attending within 3 months - Children	0	1	0.0%	10.7%	12.0%	12.4%
% of FP17s for the same patient ID Re-attending within 3 months - Adults	11	79	13.9%	15.2%	15.9%	16.7%
% of FP17s for the same patient ID Re-attending between 3 & 9 months - Children	0	1	0.0%	55.3%	58.6%	57.4%
% of FP17s for the same patient ID Re-attending between 3 & 9 months - Adults	2	79	2.5%	48.8%	51.6%	50.5%
% of FP17s for Band 1 Urgent Courses	1	80	1.3%	8.4%	8.0%	9.1%
% of FP17s Relating to Free Repair or Replacements	0	80	0.0%	0.8%	0.8%	0.8%
% of FP17s Relating to Continuations	0	80	0.0%	1.1%	1.3%	1.3%
% of Patients satisfied with the dentistry they have received	1	1	N/A	93.9%	93.1%	93.2%
% of Patients satisfied with the time they had to wait for an appointment	1	1	N/A	90.7%	89.1%	89.0%

* This is based on patients treated on this contract for their most recent course of treatment. Figures in italics indicate the base number of FP17s or Patient Questionnaire responses are less than 100. N/A is shown where the base number of responses is less than 10 during the period. % is calculated as Quantity/Base number*100

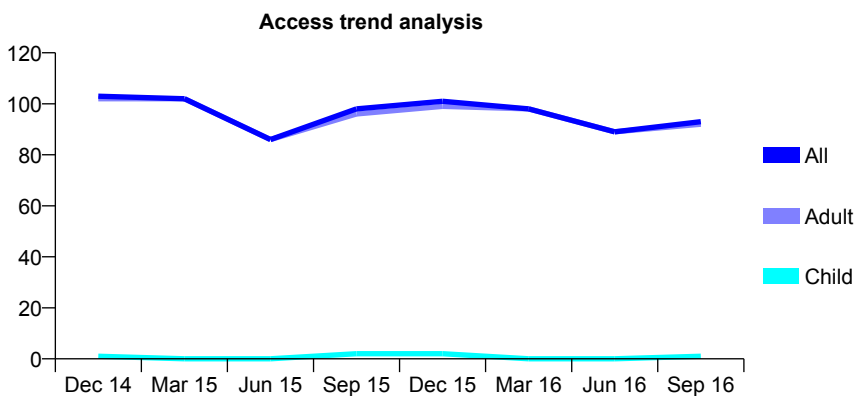
Q57 - Vital Signs At a Glance Contract Report for 649694/0004 - September 2016

Name or company name	MR SB DENNY
Contract type name	GDS Contract
Purpose of contract	General
Contract start date	01/04/2008
Contract end date	

16/17 Contracted general activity (UDA)	720
Carry forward general activity (UDA)	0
16/17 Contracted orthodontic activity (UOA)	0
Carry forward orthodontic activity (UOA)	0
Baseline contract value	£20,052.91

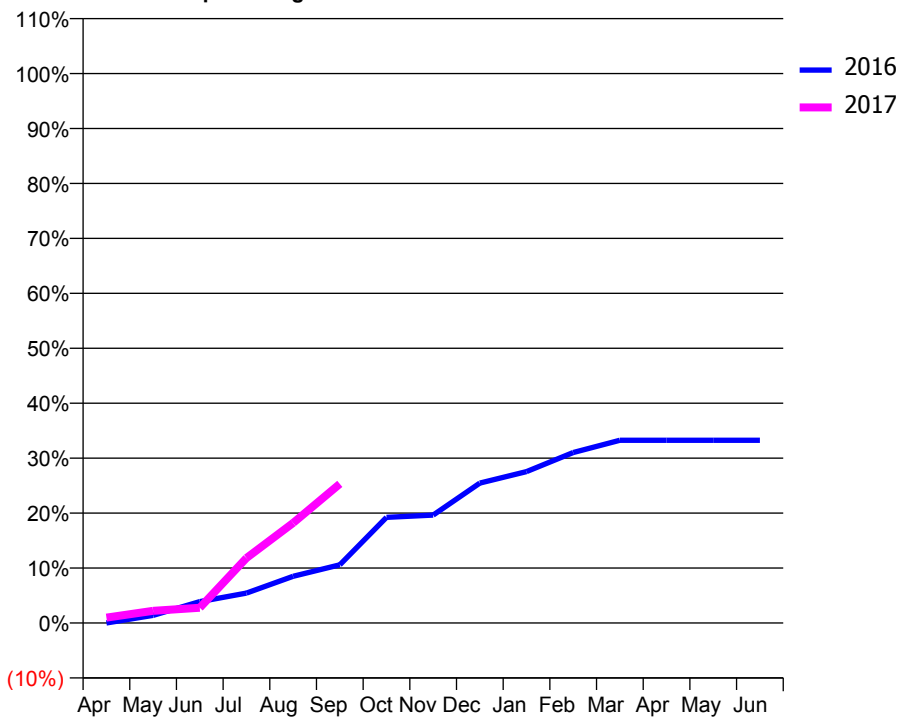
ACCESS*

Patients seen in 24 months	Total	Change since previous quarter
Quarter ending September 2015	98	
Quarter ending December 2015	101	↑
Quarter ending March 2016	98	↓
Quarter ending June 2016	89	↓
Quarter ending September 2016	93	↑
Variance since September 2015	(5.1%)	↓



ACTIVITY

Cumulative percentage of contracted UDA delivered 2016 & 2017



Adjusted Scheduled Activity (UDA)

Month	2016	2017
April	0	7
May	10	16
June	28	20
July	39	85
August	61	131
September	76	182
October	138	
November	141	
December	183	
January	198	
February	223	
March	239	
April	239	
May	239	
June	239	

QUALITY

	Quantity	Base Number	Contract	AT	Region	England
% of FP17s for the same patient ID Re-attending within 3 months - Children	0	2	0.0%	10.7%	12.0%	12.4%
% of FP17s for the same patient ID Re-attending within 3 months - Adults	2	53	3.8%	15.2%	15.9%	16.7%
% of FP17s for the same patient ID Re-attending between 3 & 9 months - Children	0	2	0.0%	55.3%	58.6%	57.4%
% of FP17s for the same patient ID Re-attending between 3 & 9 months - Adults	16	53	30.2%	48.8%	51.6%	50.5%
% of FP17s for Band 1 Urgent Courses	2	53	3.8%	8.4%	8.0%	9.1%
% of FP17s Relating to Free Repair or Replacements	0	53	0.0%	0.8%	0.8%	0.8%
% of FP17s Relating to Continuations	0	53	0.0%	1.1%	1.3%	1.3%
% of Patients satisfied with the dentistry they have received	0	0	N/A	93.9%	93.1%	93.2%
% of Patients satisfied with the time they had to wait for an appointment	0	0	N/A	90.7%	89.1%	89.0%

* This is based on patients treated on this contract for their most recent course of treatment. Figures in italics indicate the base number of FP17s or Patient Questionnaire responses are less than 100. N/A is shown where the base number of responses is less than 10 during the period. % is calculated as Quantity/Base number*100

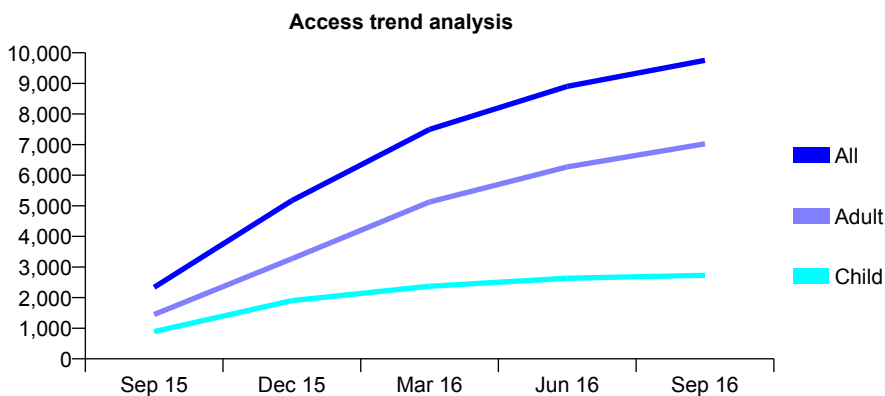
Q57 - Vital Signs At a Glance Contract Report for 649694/0019 - September 2016

Name or company name	MR SB DENNY
Contract type name	GDS Contract
Purpose of contract	General
Contract start date	01/07/2015
Contract end date	

16/17 Contracted general activity (UDA)	27,371
Carry forward general activity (UDA)	0
16/17 Contracted orthodontic activity (UOA)	0
Carry forward orthodontic activity (UOA)	0
Baseline contract value	£731,354.76

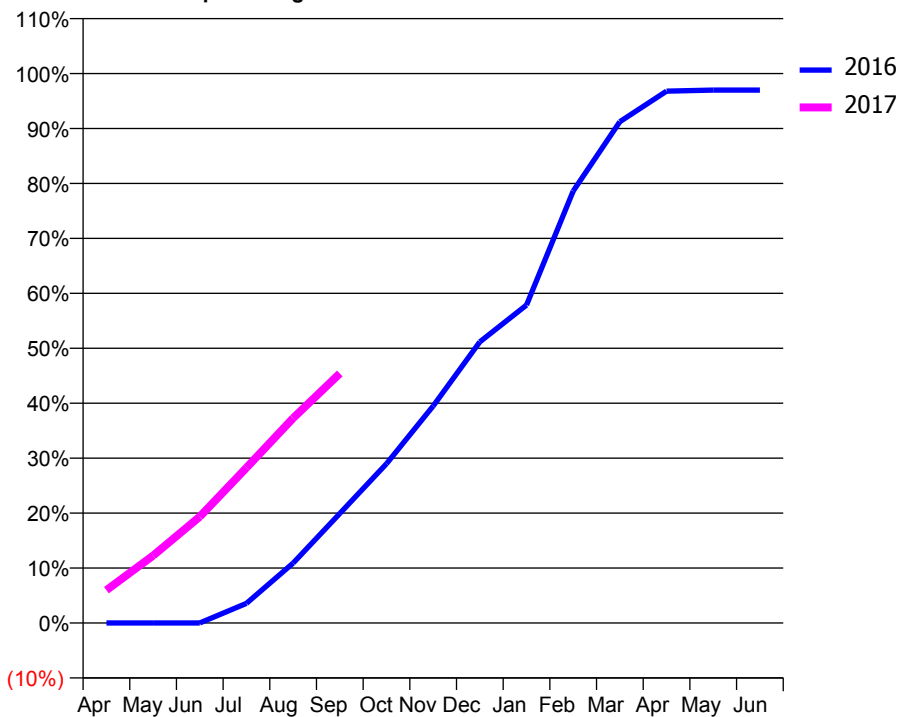
ACCESS*

Patients seen in 24 months	Total	Change since previous quarter
Quarter ending September 2015	2,338	
Quarter ending December 2015	5,172	↑
Quarter ending March 2016	7,497	↑
Quarter ending June 2016	8,906	↑
Quarter ending September 2016	9,755	↑
Variance since September 2015	317.2%	↑



ACTIVITY

Cumulative percentage of contracted UDA delivered 2016 & 2017



Month	Adjusted Scheduled Activity (UDA)	
	2016	2017
April	0	1,637
May	0	3,359
June	0	5,296
July	737	7,735
August	2,241	10,207
September	4,093	12,433
October	5,950	
November	8,106	
December	10,503	
January	11,881	
February	16,138	
March	18,726	
April	19,867	
May	19,911	
June	19,909	

QUALITY

	Quantity	Base Number	Contract	AT	Region	England
% of FP17s for the same patient ID Re-attending within 3 months - Children	355	2,448	14.5%	10.7%	12.0%	12.4%
% of FP17s for the same patient ID Re-attending within 3 months - Adults	1,031	5,573	18.5%	15.2%	15.9%	16.7%
% of FP17s for the same patient ID Re-attending between 3 & 9 months - Children	1,247	2,448	50.9%	55.3%	58.6%	57.4%
% of FP17s for the same patient ID Re-attending between 3 & 9 months - Adults	2,141	5,573	38.4%	48.8%	51.6%	50.5%
% of FP17s for Band 1 Urgent Courses	807	6,233	12.9%	8.4%	8.0%	9.1%
% of FP17s Relating to Free Repair or Replacements	83	6,233	1.3%	0.8%	0.8%	0.8%
% of FP17s Relating to Continuations	22	6,233	0.4%	1.1%	1.3%	1.3%
% of Patients satisfied with the dentistry they have received	19	21	90.5%	93.9%	93.1%	93.2%
% of Patients satisfied with the time they had to wait for an appointment	15	21	71.4%	90.7%	89.1%	89.0%

* This is based on patients treated on this contract for their most recent course of treatment. Figures in italics indicate the base number of FP17s or Patient Questionnaire responses are less than 100. N/A is shown where the base number of responses is less than 10 during the period. % is calculated as Quantity/Base number*100

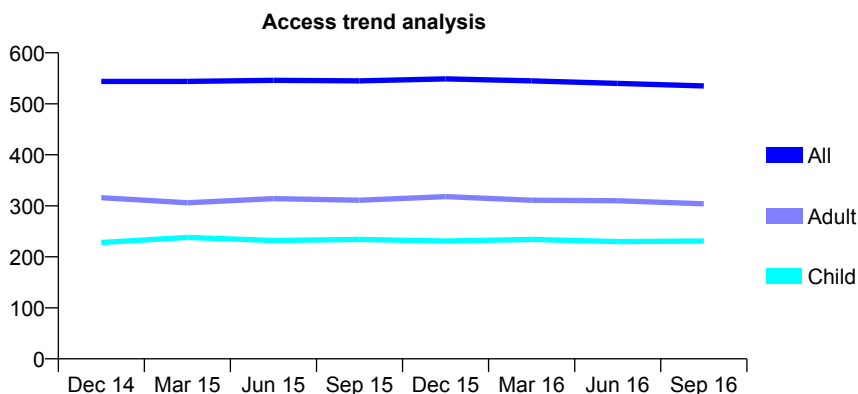
Q57 - Vital Signs At a Glance Contract Report for 651591/0001 - September 2016

Name or company name	MR PJ CANNELL
Contract type name	GDS Contract
Purpose of contract	General
Contract start date	01/04/2006
Contract end date	

16/17 Contracted general activity (UDA)	1,200
Carry forward general activity (UDA)	0
16/17 Contracted orthodontic activity (UOA)	0
Carry forward orthodontic activity (UOA)	0
Baseline contract value	£27,312.40

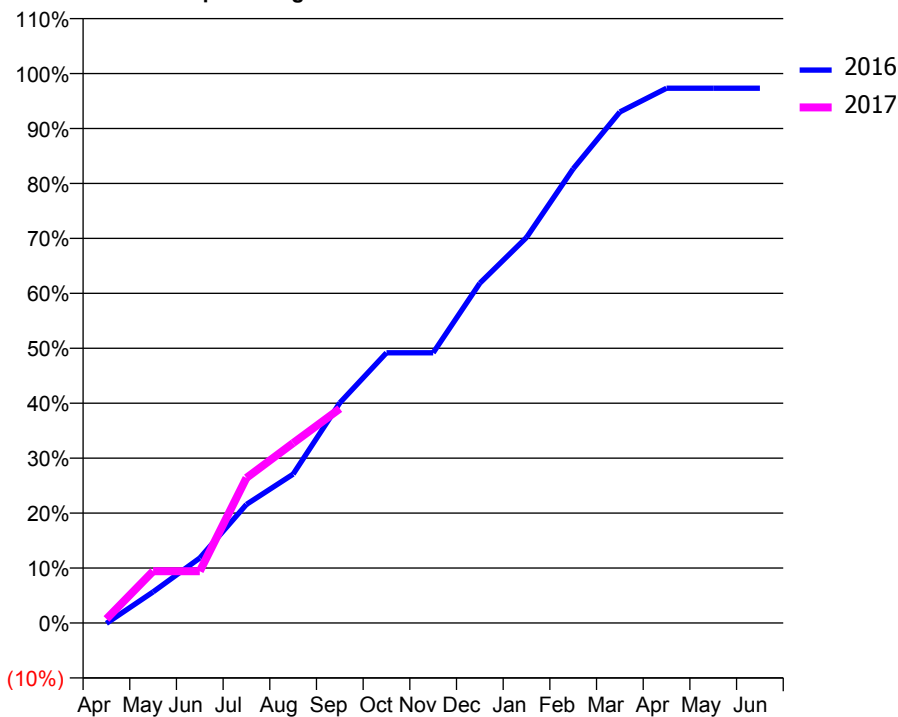
ACCESS*

Patients seen in 24 months	Total	Change since previous quarter
Quarter ending September 2015	545	
Quarter ending December 2015	549	→
Quarter ending March 2016	545	→
Quarter ending June 2016	540	→
Quarter ending September 2016	535	→
Variance since September 2015	(1.8%)	↓



ACTIVITY

Cumulative percentage of contracted UDA delivered 2016 & 2017



Month	Adjusted Scheduled Activity (UDA)	
	2016	2017
April	-1	9
May	68	113
June	142	113
July	259	317
August	325	393
September	481	468
October	590	
November	590	
December	742	
January	842	
February	992	
March	1,116	
April	1,168	
May	1,168	
June	1,168	

QUALITY

	Quantity	Base Number	Contract	AT	Region	England
% of FP17s for the same patient ID Re-attending within 3 months - Children	10	174	5.7%	10.7%	12.0%	12.4%
% of FP17s for the same patient ID Re-attending within 3 months - Adults	26	177	14.7%	15.2%	15.9%	16.7%
% of FP17s for the same patient ID Re-attending between 3 & 9 months - Children	121	174	69.5%	55.3%	58.6%	57.4%
% of FP17s for the same patient ID Re-attending between 3 & 9 months - Adults	108	177	61.0%	48.8%	51.6%	50.5%
% of FP17s for Band 1 Urgent Courses	0	320	0.0%	8.4%	8.0%	9.1%
% of FP17s Relating to Free Repair or Replacements	0	320	0.0%	0.8%	0.8%	0.8%
% of FP17s Relating to Continuations	5	320	1.6%	1.1%	1.3%	1.3%
% of Patients satisfied with the dentistry they have received	2	2	N/A	93.9%	93.1%	93.2%
% of Patients satisfied with the time they had to wait for an appointment	2	2	N/A	90.7%	89.1%	89.0%

* This is based on patients treated on this contract for their most recent course of treatment. Figures in italics indicate the base number of FP17s or Patient Questionnaire responses are less than 100. N/A is shown where the base number of responses is less than 10 during the period. % is calculated as Quantity/Base number*100

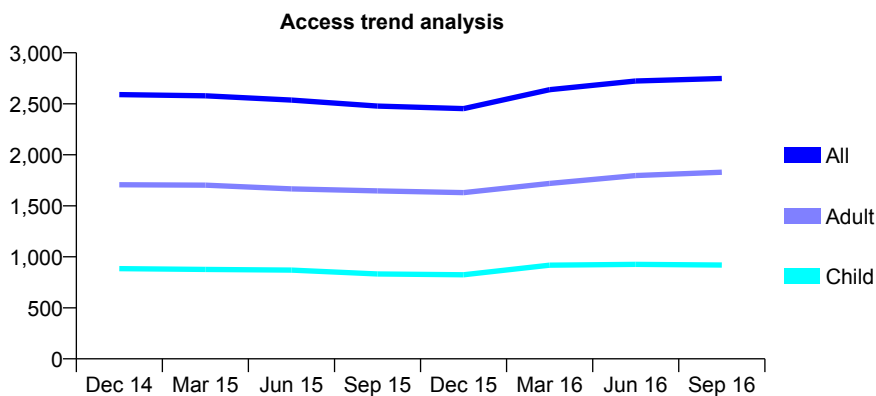
Q57 - Vital Signs At a Glance Contract Report for 652598/0001 - September 2016

Name or company name	MISS CL JONES
Contract type name	GDS Contract
Purpose of contract	General
Contract start date	01/04/2006
Contract end date	

16/17 Contracted general activity (UDA)	8,100
Carry forward general activity (UDA)	0
16/17 Contracted orthodontic activity (UOA)	0
Carry forward orthodontic activity (UOA)	0
Baseline contract value	£203,406.82

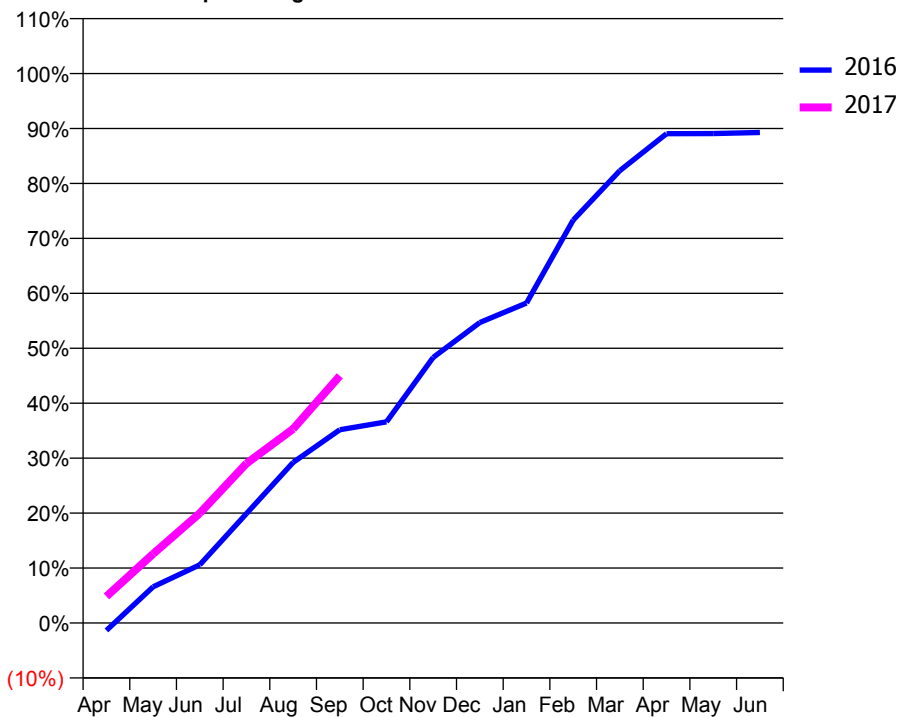
ACCESS*

Patients seen in 24 months	Total	Change since previous quarter
Quarter ending September 2015	2,478	
Quarter ending December 2015	2,453	↓
Quarter ending March 2016	2,638	↑
Quarter ending June 2016	2,723	↑
Quarter ending September 2016	2,749	→
Variance since September 2015	10.9%	↑



ACTIVITY

Cumulative percentage of contracted UDA delivered 2016 & 2017



Adjusted Scheduled Activity (UDA)

Month	2016	2017
April	-112	391
May	534	1,019
June	857	1,619
July	1,613	2,353
August	2,368	2,860
September	2,849	3,643
October	2,966	
November	3,915	
December	4,429	
January	4,716	
February	5,940	
March	6,667	
April	7,213	
May	7,214	
June	7,231	

QUALITY

	Quantity	Base Number	Contract	AT	Region	England
% of FP17s for the same patient ID Re-attending within 3 months - Children	77	820	9.4%	10.7%	12.0%	12.4%
% of FP17s for the same patient ID Re-attending within 3 months - Adults	217	1,537	14.1%	15.2%	15.9%	16.7%
% of FP17s for the same patient ID Re-attending between 3 & 9 months - Children	492	820	60.0%	55.3%	58.6%	57.4%
% of FP17s for the same patient ID Re-attending between 3 & 9 months - Adults	901	1,537	58.6%	48.8%	51.6%	50.5%
% of FP17s for Band 1 Urgent Courses	141	2,070	6.8%	8.4%	8.0%	9.1%
% of FP17s Relating to Free Repair or Replacements	19	2,070	0.9%	0.8%	0.8%	0.8%
% of FP17s Relating to Continuations	22	2,070	1.1%	1.1%	1.3%	1.3%
% of Patients satisfied with the dentistry they have received	1	1	N/A	93.9%	93.1%	93.2%
% of Patients satisfied with the time they had to wait for an appointment	0	1	N/A	90.7%	89.1%	89.0%

* This is based on patients treated on this contract for their most recent course of treatment. Figures in italics indicate the base number of FP17s or Patient Questionnaire responses are less than 100. N/A is shown where the base number of responses is less than 10 during the period. % is calculated as Quantity/Base number*100

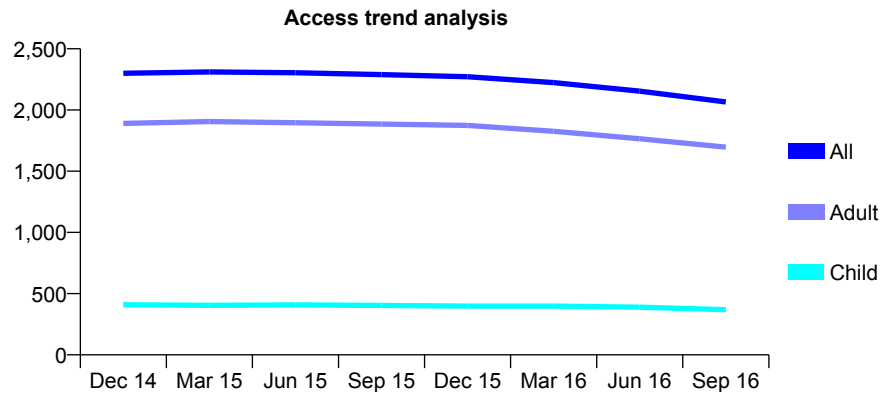
Q57 - Vital Signs At a Glance Contract Report for 656224/0001 - September 2016

Name or company name	MRS PC GOULD
Contract type name	GDS Contract
Purpose of contract	General
Contract start date	01/04/2006
Contract end date	

16/17 Contracted general activity (UDA)	5,871
Carry forward general activity (UDA)	-117
16/17 Contracted orthodontic activity (UOA)	0
Carry forward orthodontic activity (UOA)	0
Baseline contract value	£162,881.47

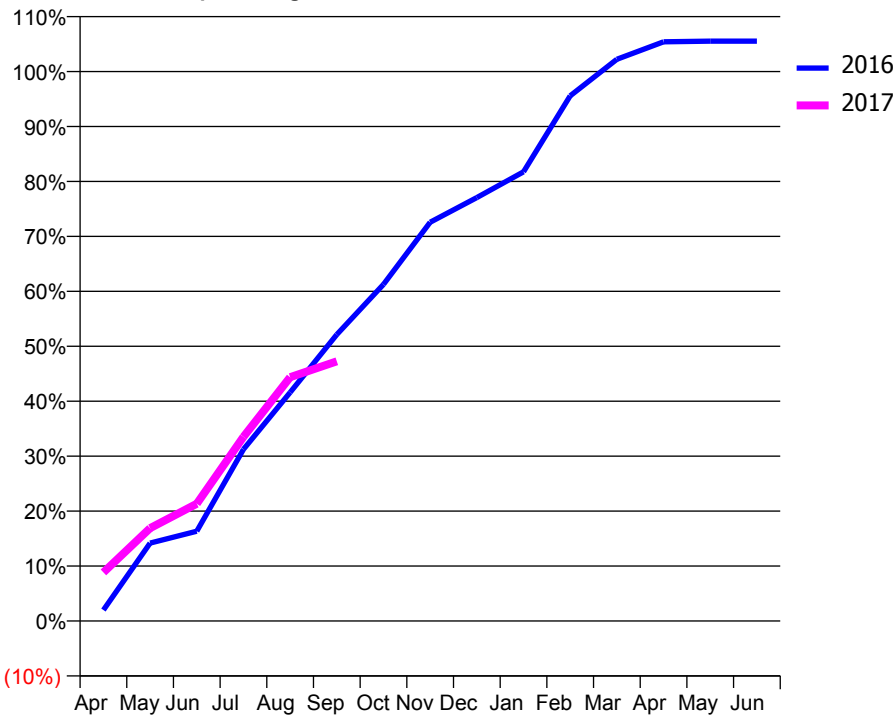
ACCESS*

Patients seen in 24 months	Total	Change since previous quarter
Quarter ending September 2015	2,289	
Quarter ending December 2015	2,272	→
Quarter ending March 2016	2,224	↓
Quarter ending June 2016	2,154	↓
Quarter ending September 2016	2,066	↓
Variance since September 2015	(9.7%)	↓



ACTIVITY

Cumulative percentage of contracted UDA delivered 2016 & 2017



Month	Adjusted Scheduled Activity (UDA)	
	2016	2017
April	117	520
May	832	993
June	960	1,253
July	1,835	1,968
August	2,442	2,606
September	3,062	2,774
October	3,596	
November	4,261	
December	4,525	
January	4,799	
February	5,611	
March	6,002	
April	6,188	
May	6,195	
June	6,195	

QUALITY

	Quantity	Base Number	Contract	AT	Region	England
% of FP17s for the same patient ID Re-attending within 3 months - Children	22	251	8.8%	10.7%	12.0%	12.4%
% of FP17s for the same patient ID Re-attending within 3 months - Adults	97	1,063	9.1%	15.2%	15.9%	16.7%
% of FP17s for the same patient ID Re-attending between 3 & 9 months - Children	170	251	67.7%	55.3%	58.6%	57.4%
% of FP17s for the same patient ID Re-attending between 3 & 9 months - Adults	725	1,063	68.2%	48.8%	51.6%	50.5%
% of FP17s for Band 1 Urgent Courses	30	1,199	2.5%	8.4%	8.0%	9.1%
% of FP17s Relating to Free Repair or Replacements	0	1,199	0.0%	0.8%	0.8%	0.8%
% of FP17s Relating to Continuations	6	1,199	0.5%	1.1%	1.3%	1.3%
% of Patients satisfied with the dentistry they have received	4	4	N/A	93.9%	93.1%	93.2%
% of Patients satisfied with the time they had to wait for an appointment	4	4	N/A	90.7%	89.1%	89.0%

* This is based on patients treated on this contract for their most recent course of treatment. Figures in italics indicate the base number of FP17s or Patient Questionnaire responses are less than 100. N/A is shown where the base number of responses is less than 10 during the period. % is calculated as Quantity/Base number*100

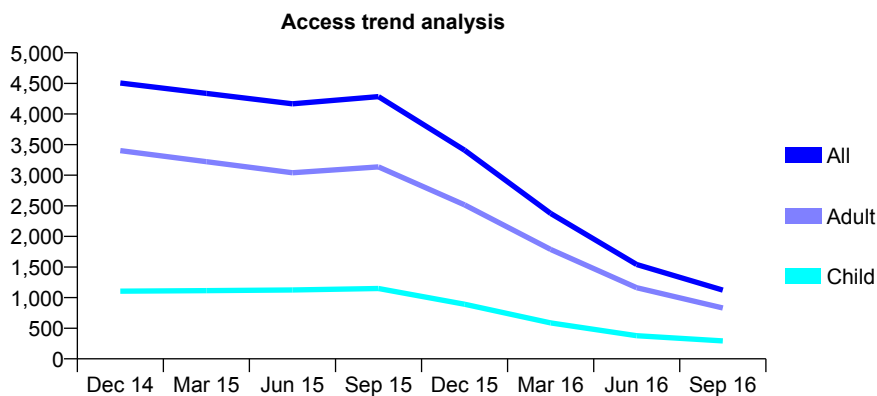
Q57 - Vital Signs At a Glance Contract Report for 676373/0002 - September 2016

Name or company name	MR MS PARKER
Contract type name	GDS Contract
Purpose of contract	General
Contract start date	01/04/2006
Contract end date	

16/17 Contracted general activity (UDA)	12,445
Carry forward general activity (UDA)	0
16/17 Contracted orthodontic activity (UOA)	0
Carry forward orthodontic activity (UOA)	0
Baseline contract value	£0.00

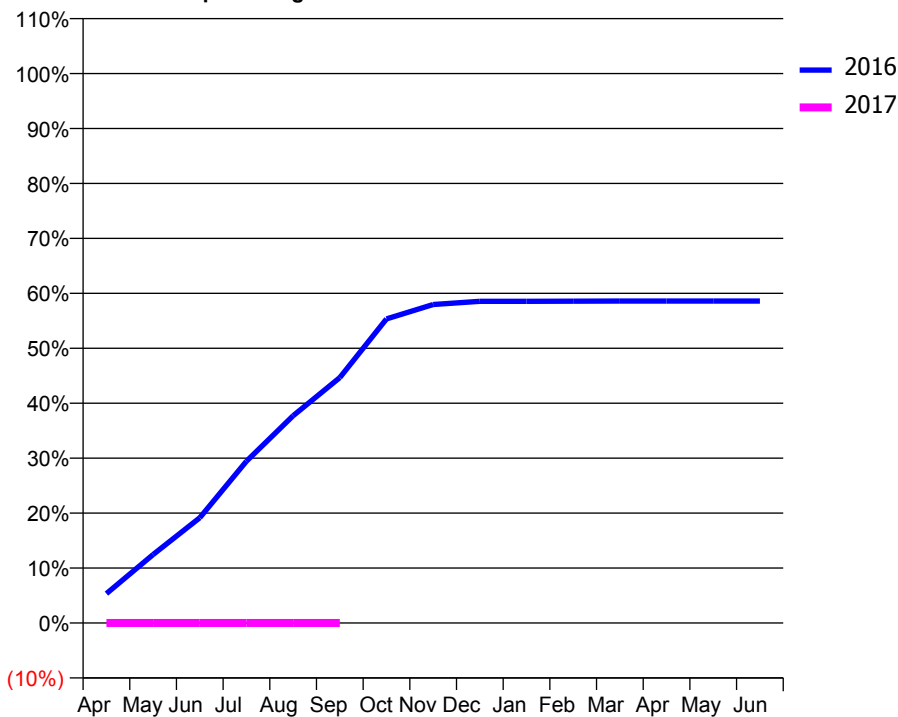
ACCESS*

Patients seen in 24 months	Total	Change since previous quarter
Quarter ending September 2015	4,285	
Quarter ending December 2015	3,408	↓
Quarter ending March 2016	2,375	↓
Quarter ending June 2016	1,542	↓
Quarter ending September 2016	1,124	↓
Variance since September 2015	(73.8%)	↓



ACTIVITY

Cumulative percentage of contracted UDA delivered 2016 & 2017



Month	Adjusted Scheduled Activity (UDA)	
	2016	2017
April	667	0
May	1,551	0
June	2,385	0
July	3,663	0
August	4,696	0
September	5,560	2
October	6,887	
November	7,213	
December	7,285	
January	7,285	
February	7,289	
March	7,292	
April	7,292	
May	7,292	
June	7,292	

QUALITY

	Quantity	Base Number	Contract	AT	Region	England
% of FP17s for the same patient ID Re-attending within 3 months - Children	0	0	N/A	10.7%	12.0%	12.4%
% of FP17s for the same patient ID Re-attending within 3 months - Adults	0	2	0.0%	15.2%	15.9%	16.7%
% of FP17s for the same patient ID Re-attending between 3 & 9 months - Children	0	0	N/A	55.3%	58.6%	57.4%
% of FP17s for the same patient ID Re-attending between 3 & 9 months - Adults	0	2	0.0%	48.8%	51.6%	50.5%
% of FP17s for Band 1 Urgent Courses	0	2	0.0%	8.4%	8.0%	9.1%
% of FP17s Relating to Free Repair or Replacements	0	2	0.0%	0.8%	0.8%	0.8%
% of FP17s Relating to Continuations	0	2	0.0%	1.1%	1.3%	1.3%
% of Patients satisfied with the dentistry they have received	1	1	N/A	93.9%	93.1%	93.2%
% of Patients satisfied with the time they had to wait for an appointment	1	1	N/A	90.7%	89.1%	89.0%

* This is based on patients treated on this contract for their most recent course of treatment. Figures in italics indicate the base number of FP17s or Patient Questionnaire responses are less than 100. N/A is shown where the base number of responses is less than 10 during the period. % is calculated as Quantity/Base number*100

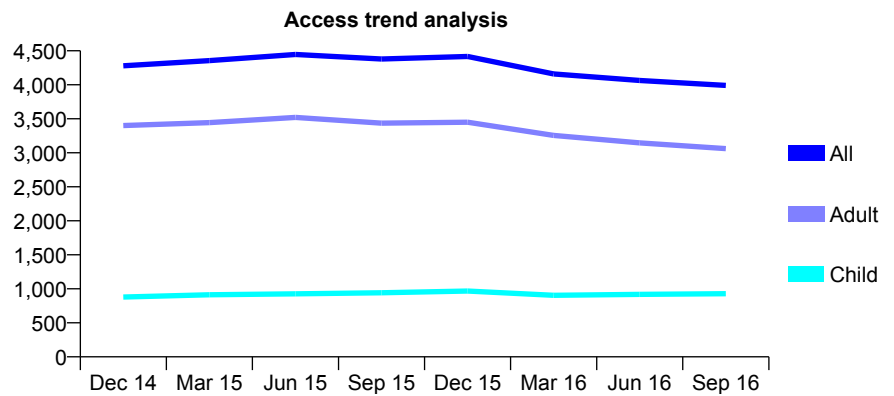
Q57 - Vital Signs At a Glance Contract Report for 678120/0001 - September 2016

Name or company name	MR R CARBINER
Contract type name	GDS Contract
Purpose of contract	General
Contract start date	01/04/2006
Contract end date	

16/17 Contracted general activity (UDA)	13,838
Carry forward general activity (UDA)	82
16/17 Contracted orthodontic activity (UOA)	0
Carry forward orthodontic activity (UOA)	0
Baseline contract value	£407,077.50

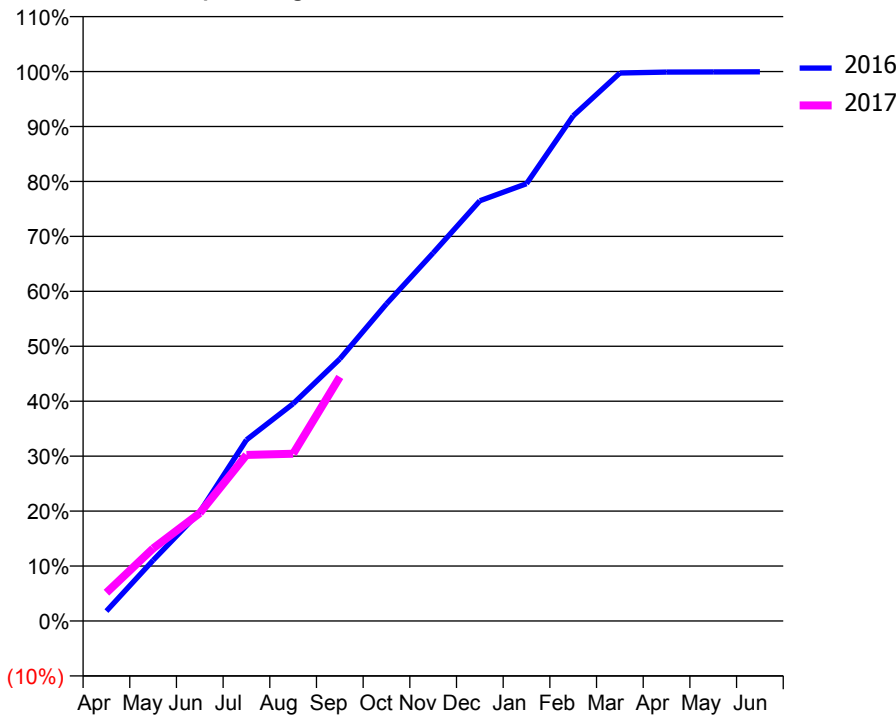
ACCESS*

Patients seen in 24 months	Total	Change since previous quarter
Quarter ending September 2015	4,379	
Quarter ending December 2015	4,417	→
Quarter ending March 2016	4,160	↓
Quarter ending June 2016	4,064	↓
Quarter ending September 2016	3,991	↓
Variance since September 2015	(8.9%)	↓



ACTIVITY

Cumulative percentage of contracted UDA delivered 2016 & 2017



Month	Adjusted Scheduled Activity (UDA)	
	2016	2017
April	251	715
May	1,530	1,828
June	2,748	2,720
July	4,562	4,182
August	5,472	4,213
September	6,599	6,146
October	7,987	
November	9,271	
December	10,582	
January	11,013	
February	12,721	
March	13,800	
April	13,822	
May	13,828	
June	13,829	

QUALITY

	Quantity	Base Number	Contract	AT	Region	England
% of FP17s for the same patient ID Re-attending within 3 months - Children	21	512	4.1%	10.7%	12.0%	12.4%
% of FP17s for the same patient ID Re-attending within 3 months - Adults	88	1,407	6.3%	15.2%	15.9%	16.7%
% of FP17s for the same patient ID Re-attending between 3 & 9 months - Children	229	512	44.7%	55.3%	58.6%	57.4%
% of FP17s for the same patient ID Re-attending between 3 & 9 months - Adults	605	1,407	43.0%	48.8%	51.6%	50.5%
% of FP17s for Band 1 Urgent Courses	76	1,910	4.0%	8.4%	8.0%	9.1%
% of FP17s Relating to Free Repair or Replacements	3	1,910	0.2%	0.8%	0.8%	0.8%
% of FP17s Relating to Continuations	1	1,910	0.1%	1.1%	1.3%	1.3%
% of Patients satisfied with the dentistry they have received	8	8	N/A	93.9%	93.1%	93.2%
% of Patients satisfied with the time they had to wait for an appointment	8	8	N/A	90.7%	89.1%	89.0%

* This is based on patients treated on this contract for their most recent course of treatment. Figures in italics indicate the base number of FP17s or Patient Questionnaire responses are less than 100. N/A is shown where the base number of responses is less than 10 during the period. % is calculated as Quantity/Base number*100

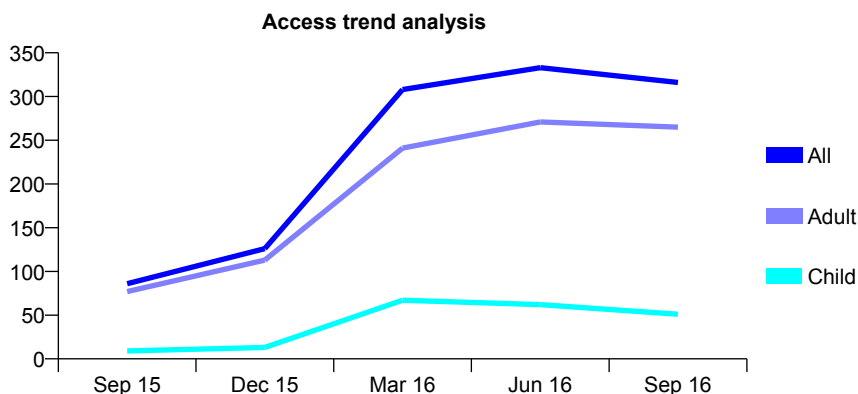
Q57 - Vital Signs At a Glance Contract Report for 678120/0003 - September 2016

Name or company name	MR R CARBINER
Contract type name	GDS Contract
Purpose of contract	General
Contract start date	01/04/2015
Contract end date	

16/17 Contracted general activity (UDA)	1,287
Carry forward general activity (UDA)	0
16/17 Contracted orthodontic activity (UOA)	0
Carry forward orthodontic activity (UOA)	0
Baseline contract value	£37,860.17

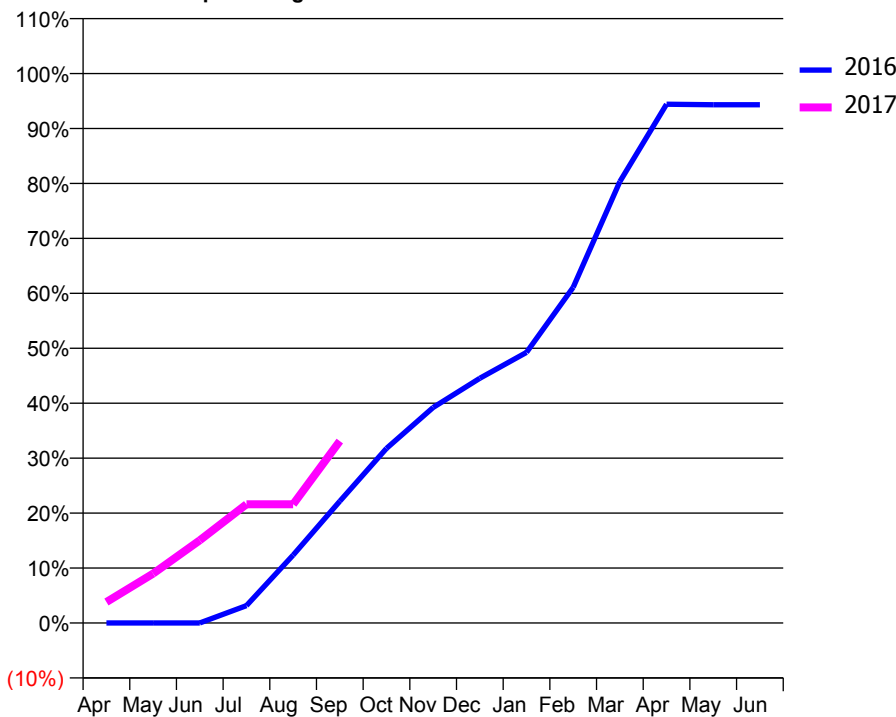
ACCESS*

Patients seen in 24 months	Total	Change since previous quarter
Quarter ending September 2015	86	
Quarter ending December 2015	126	↑
Quarter ending March 2016	308	↑
Quarter ending June 2016	333	↑
Quarter ending September 2016	316	↓
Variance since September 2015	267.4%	↑



ACTIVITY

Cumulative percentage of contracted UDA delivered 2016 & 2017



Adjusted Scheduled Activity (UDA)

Month	2016	2017
April	0	49
May	0	116
June	0	194
July	41	278
August	159	278
September	285	426
October	409	
November	505	
December	573	
January	634	
February	786	
March	1,034	
April	1,215	
May	1,214	
June	1,214	

QUALITY

	Quantity	Base Number	Contract	AT	Region	England
% of FP17s for the same patient ID Re-attending within 3 months - Children	2	51	3.9%	10.7%	12.0%	12.4%
% of FP17s for the same patient ID Re-attending within 3 months - Adults	13	353	3.7%	15.2%	15.9%	16.7%
% of FP17s for the same patient ID Re-attending between 3 & 9 months - Children	0	51	0.0%	55.3%	58.6%	57.4%
% of FP17s for the same patient ID Re-attending between 3 & 9 months - Adults	1	353	0.3%	48.8%	51.6%	50.5%
% of FP17s for Band 1 Urgent Courses	305	329	92.7%	8.4%	8.0%	9.1%
% of FP17s Relating to Free Repair or Replacements	0	329	0.0%	0.8%	0.8%	0.8%
% of FP17s Relating to Continuations	0	329	0.0%	1.1%	1.3%	1.3%
% of Patients satisfied with the dentistry they have received	1	1	N/A	93.9%	93.1%	93.2%
% of Patients satisfied with the time they had to wait for an appointment	1	1	N/A	90.7%	89.1%	89.0%

* This is based on patients treated on this contract for their most recent course of treatment. Figures in italics indicate the base number of FP17s or Patient Questionnaire responses are less than 100. N/A is shown where the base number of responses is less than 10 during the period. % is calculated as Quantity/Base number*100

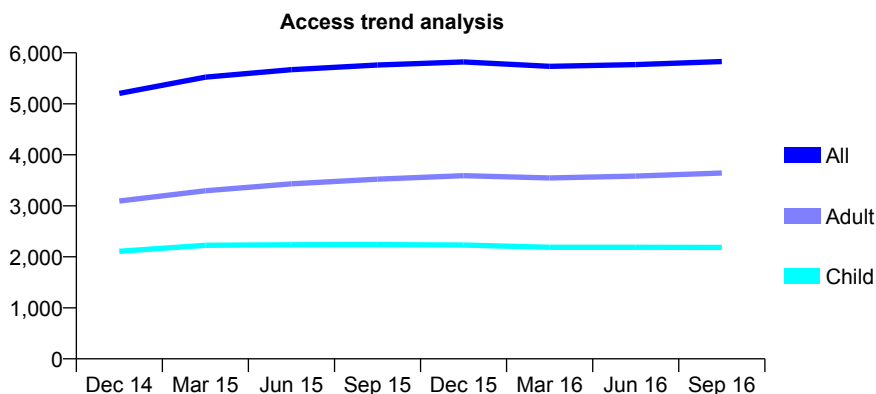
Q57 - Vital Signs At a Glance Contract Report for 678422/0001 - September 2016

Name or company name	MR SK KEANE
Contract type name	GDS Contract
Purpose of contract	General
Contract start date	01/04/2006
Contract end date	

16/17 Contracted general activity (UDA)	14,000
Carry forward general activity (UDA)	0
16/17 Contracted orthodontic activity (UOA)	0
Carry forward orthodontic activity (UOA)	0
Baseline contract value	£471,982.42

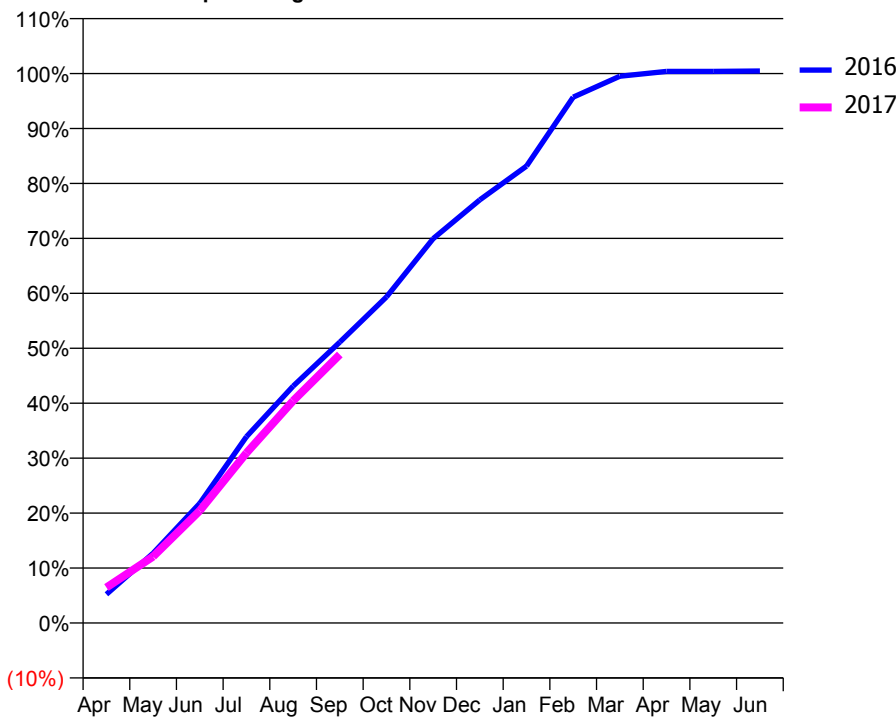
ACCESS*

Patients seen in 24 months	Total	Change since previous quarter
Quarter ending September 2015	5,761	
Quarter ending December 2015	5,821	→
Quarter ending March 2016	5,734	↓
Quarter ending June 2016	5,769	→
Quarter ending September 2016	5,828	→
Variance since September 2015	1.2%	→



ACTIVITY

Cumulative percentage of contracted UDA delivered 2016 & 2017



Month	Adjusted Scheduled Activity (UDA)	
	2016	2017
April	732	904
May	1,777	1,692
June	3,048	2,863
July	4,748	4,333
August	6,037	5,661
September	7,156	6,841
October	8,310	
November	9,792	
December	10,780	
January	11,641	
February	13,397	
March	13,931	
April	14,053	
May	14,053	
June	14,062	

QUALITY

	Quantity	Base Number	Contract	AT	Region	England
% of FP17s for the same patient ID Re-attending within 3 months - Children	127	1,698	7.5%	10.7%	12.0%	12.4%
% of FP17s for the same patient ID Re-attending within 3 months - Adults	291	2,245	13.0%	15.2%	15.9%	16.7%
% of FP17s for the same patient ID Re-attending between 3 & 9 months - Children	963	1,698	56.7%	55.3%	58.6%	57.4%
% of FP17s for the same patient ID Re-attending between 3 & 9 months - Adults	1,141	2,245	50.8%	48.8%	51.6%	50.5%
% of FP17s for Band 1 Urgent Courses	298	3,875	7.7%	8.4%	8.0%	9.1%
% of FP17s Relating to Free Repair or Replacements	15	3,875	0.4%	0.8%	0.8%	0.8%
% of FP17s Relating to Continuations	9	3,875	0.2%	1.1%	1.3%	1.3%
% of Patients satisfied with the dentistry they have received	6	6	N/A	93.9%	93.1%	93.2%
% of Patients satisfied with the time they had to wait for an appointment	5	6	N/A	90.7%	89.1%	89.0%

* This is based on patients treated on this contract for their most recent course of treatment. Figures in italics indicate the base number of FP17s or Patient Questionnaire responses are less than 100. N/A is shown where the base number of responses is less than 10 during the period. % is calculated as Quantity/Base number*100

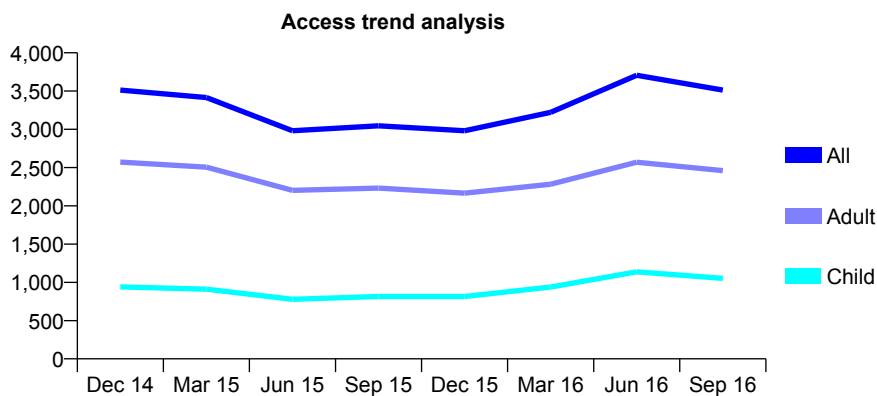
Q57 - Vital Signs At a Glance Contract Report for 679445/0001 - September 2016

Name or company name	MR M KANGI
Contract type name	GDS Contract
Purpose of contract	General
Contract start date	01/04/2006
Contract end date	

16/17 Contracted general activity (UDA)	7,354
Carry forward general activity (UDA)	0
16/17 Contracted orthodontic activity (UOA)	0
Carry forward orthodontic activity (UOA)	0
Baseline contract value	£221,978.27

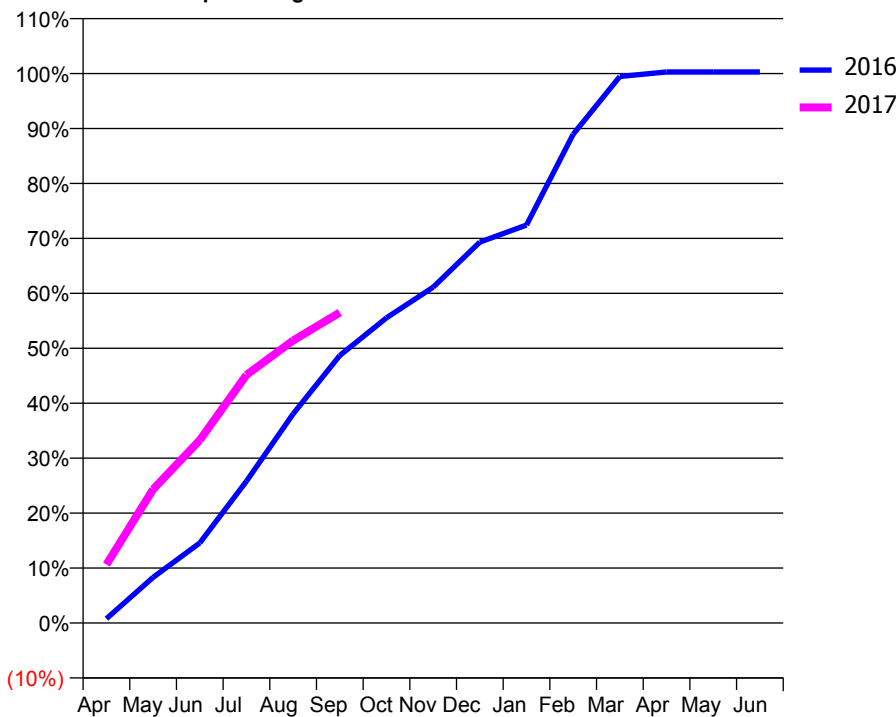
ACCESS*

Patients seen in 24 months	Total	Change since previous quarter
Quarter ending September 2015	3,046	
Quarter ending December 2015	2,981	↓
Quarter ending March 2016	3,221	↑
Quarter ending June 2016	3,707	↑
Quarter ending September 2016	3,512	↓
Variance since September 2015	15.3%	↑



ACTIVITY

Cumulative percentage of contracted UDA delivered 2016 & 2017



Month	Adjusted Scheduled Activity (UDA)	
	2016	2017
April	58	782
May	612	1,789
June	1,071	2,448
July	1,897	3,320
August	2,799	3,781
September	3,580	4,156
October	4,084	
November	4,495	
December	5,098	
January	5,326	
February	6,541	
March	7,313	
April	7,374	
May	7,374	
June	7,374	

QUALITY

	Quantity	Base Number	Contract	AT	Region	England
% of FP17s for the same patient ID Re-attending within 3 months - Children	24	712	3.4%	10.7%	12.0%	12.4%
% of FP17s for the same patient ID Re-attending within 3 months - Adults	73	1,322	5.5%	15.2%	15.9%	16.7%
% of FP17s for the same patient ID Re-attending between 3 & 9 months - Children	285	712	40.0%	55.3%	58.6%	57.4%
% of FP17s for the same patient ID Re-attending between 3 & 9 months - Adults	428	1,322	32.4%	48.8%	51.6%	50.5%
% of FP17s for Band 1 Urgent Courses	98	1,990	4.9%	8.4%	8.0%	9.1%
% of FP17s Relating to Free Repair or Replacements	0	1,990	0.0%	0.8%	0.8%	0.8%
% of FP17s Relating to Continuations	8	1,990	0.4%	1.1%	1.3%	1.3%
% of Patients satisfied with the dentistry they have received	16	17	94.1%	93.9%	93.1%	93.2%
% of Patients satisfied with the time they had to wait for an appointment	16	17	94.1%	90.7%	89.1%	89.0%

* This is based on patients treated on this contract for their most recent course of treatment. Figures in italics indicate the base number of FP17s or Patient Questionnaire responses are less than 100. N/A is shown where the base number of responses is less than 10 during the period. % is calculated as Quantity/Base number*100

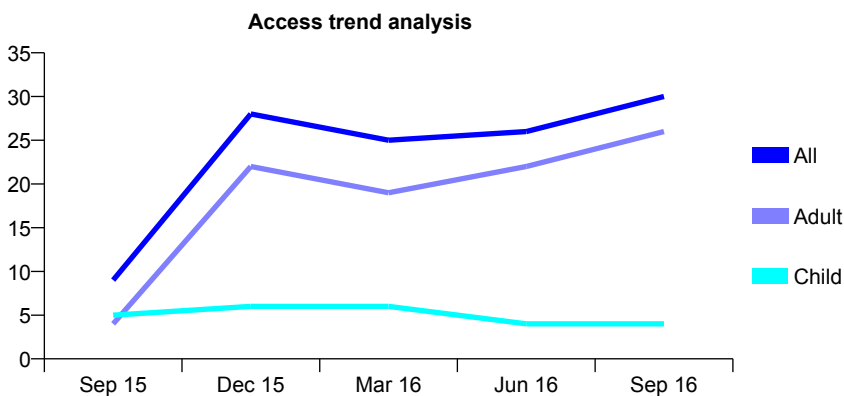
Q57 - Vital Signs At a Glance Contract Report for 679445/0007 - September 2016

Name or company name	MR M KANGI
Contract type name	GDS Contract
Purpose of contract	General
Contract start date	01/04/2015
Contract end date	

16/17 Contracted general activity (UDA)	46
Carry forward general activity (UDA)	0
16/17 Contracted orthodontic activity (UOA)	0
Carry forward orthodontic activity (UOA)	0
Baseline contract value	£1,395.03

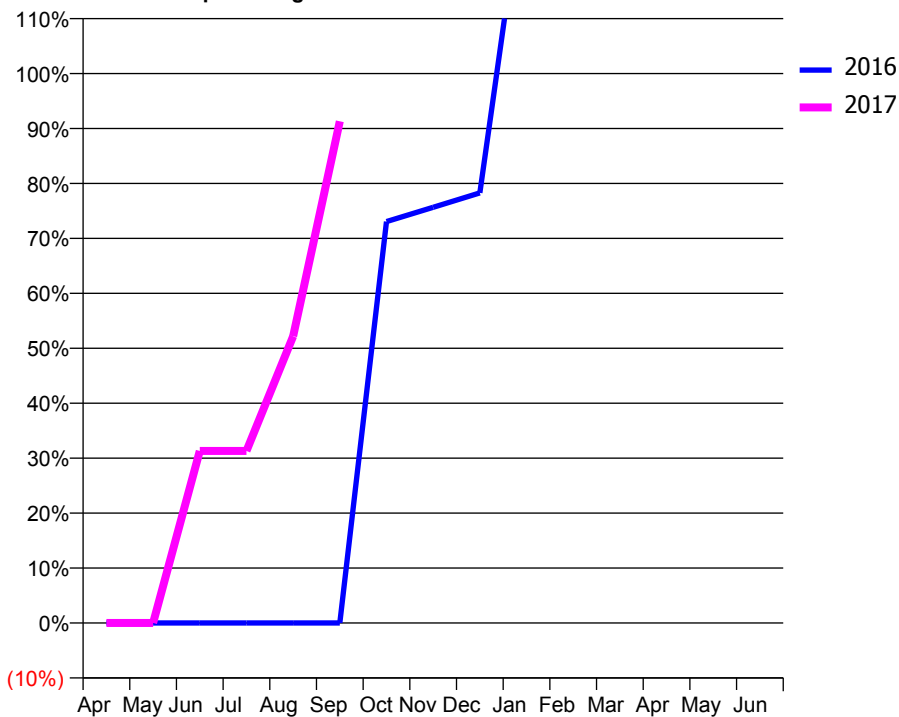
ACCESS*

Patients seen in 24 months	Total	Change since previous quarter
Quarter ending September 2015	9	
Quarter ending December 2015	28	↑
Quarter ending March 2016	25	↓
Quarter ending June 2016	26	↑
Quarter ending September 2016	30	↑
Variance since September 2015	233.3%	↑



ACTIVITY

Cumulative percentage of contracted UDA delivered 2016 & 2017



Month	Adjusted Scheduled Activity (UDA)	
	2016	2017
April	0	0
May	0	0
June	0	14
July	0	14
August	0	24
September	0	42
October	34	
November	35	
December	36	
January	64	
February	72	
March	72	
April	72	
May	72	
June	72	

QUALITY

	Quantity	Base Number	Contract	AT	Region	England
% of FP17s for the same patient ID Re-attending within 3 months - Children	0	4	0.0%	10.7%	12.0%	12.4%
% of FP17s for the same patient ID Re-attending within 3 months - Adults	0	31	0.0%	15.2%	15.9%	16.7%
% of FP17s for the same patient ID Re-attending between 3 & 9 months - Children	0	4	0.0%	55.3%	58.6%	57.4%
% of FP17s for the same patient ID Re-attending between 3 & 9 months - Adults	0	31	0.0%	48.8%	51.6%	50.5%
% of FP17s for Band 1 Urgent Courses	35	35	100.0%	8.4%	8.0%	9.1%
% of FP17s Relating to Free Repair or Replacements	0	35	0.0%	0.8%	0.8%	0.8%
% of FP17s Relating to Continuations	0	35	0.0%	1.1%	1.3%	1.3%
% of Patients satisfied with the dentistry they have received	1	2	N/A	93.9%	93.1%	93.2%
% of Patients satisfied with the time they had to wait for an appointment	2	2	N/A	90.7%	89.1%	89.0%

* This is based on patients treated on this contract for their most recent course of treatment. Figures in italics indicate the base number of FP17s or Patient Questionnaire responses are less than 100. N/A is shown where the base number of responses is less than 10 during the period. % is calculated as Quantity/Base number*100

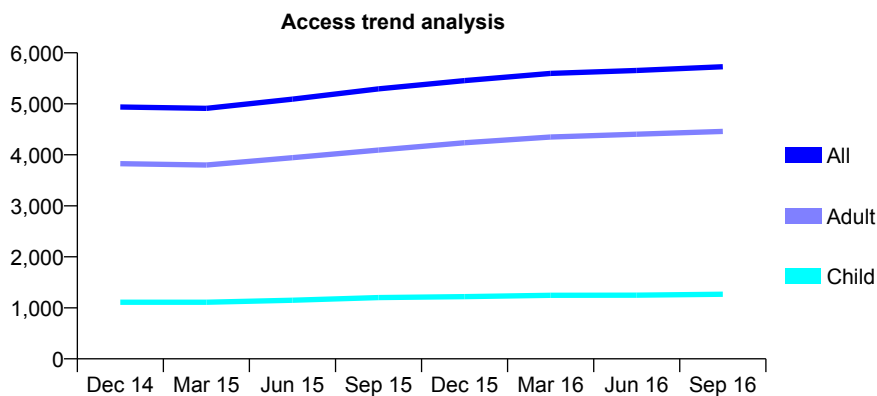
Q57 - Vital Signs At a Glance Contract Report for 684007/0001 - September 2016

Name or company name	MR EL SCHNEL
Contract type name	GDS Contract
Purpose of contract	General
Contract start date	01/04/2006
Contract end date	

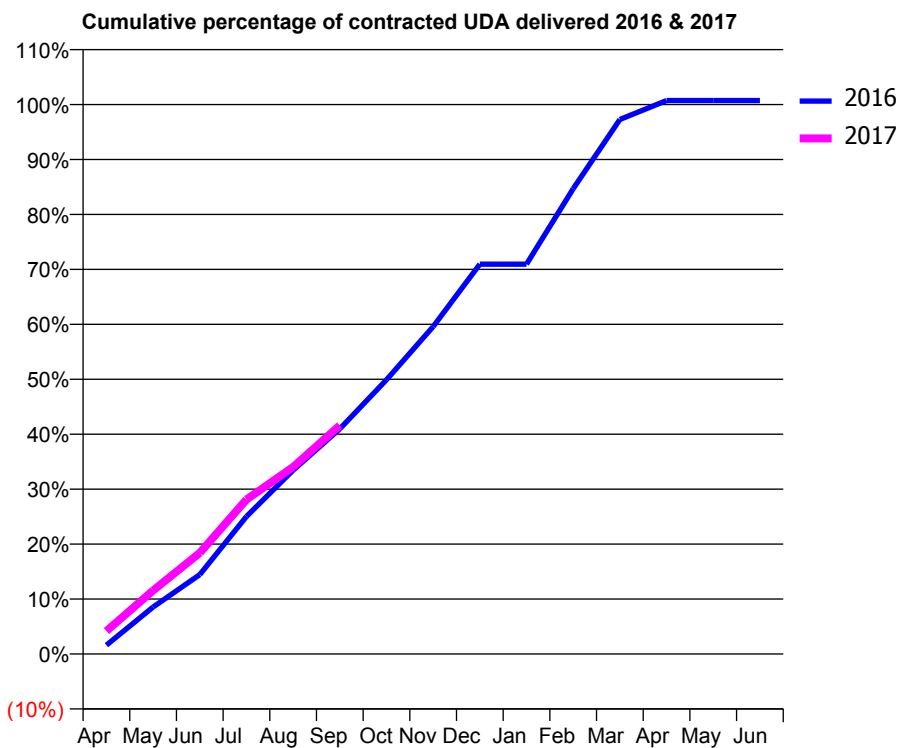
16/17 Contracted general activity (UDA)	16,250
Carry forward general activity (UDA)	0
16/17 Contracted orthodontic activity (UOA)	0
Carry forward orthodontic activity (UOA)	0
Baseline contract value	£509,302.26

ACCESS*

Patients seen in 24 months	Total	Change since previous quarter
Quarter ending September 2015	5,293	
Quarter ending December 2015	5,456	↑
Quarter ending March 2016	5,595	↑
Quarter ending June 2016	5,653	→
Quarter ending September 2016	5,727	→
Variance since September 2015	8.2%	↑



ACTIVITY



Month	Adjusted Scheduled Activity (UDA)	
	2016	2017
April	261	679
May	1,391	1,878
June	2,350	2,989
July	4,067	4,568
August	5,438	5,532
September	6,659	6,761
October	8,110	
November	9,682	
December	11,529	
January	11,529	
February	13,761	
March	15,807	
April	16,367	
May	16,368	
June	16,368	

QUALITY

	Quantity	Base Number	Contract	AT	Region	England
% of FP17s for the same patient ID Re-attending within 3 months - Children	65	872	7.5%	10.7%	12.0%	12.4%
% of FP17s for the same patient ID Re-attending within 3 months - Adults	374	2,643	14.2%	15.2%	15.9%	16.7%
% of FP17s for the same patient ID Re-attending between 3 & 9 months - Children	498	872	57.1%	55.3%	58.6%	57.4%
% of FP17s for the same patient ID Re-attending between 3 & 9 months - Adults	1,340	2,643	50.7%	48.8%	51.6%	50.5%
% of FP17s for Band 1 Urgent Courses	238	3,269	7.3%	8.4%	8.0%	9.1%
% of FP17s Relating to Free Repair or Replacements	31	3,269	0.9%	0.8%	0.8%	0.8%
% of FP17s Relating to Continuations	53	3,269	1.6%	1.1%	1.3%	1.3%
% of Patients satisfied with the dentistry they have received	7	7	N/A	93.9%	93.1%	93.2%
% of Patients satisfied with the time they had to wait for an appointment	7	7	N/A	90.7%	89.1%	89.0%

* This is based on patients treated on this contract for their most recent course of treatment. Figures in italics indicate the base number of FP17s or Patient Questionnaire responses are less than 100. N/A is shown where the base number of responses is less than 10 during the period. % is calculated as Quantity/Base number*100

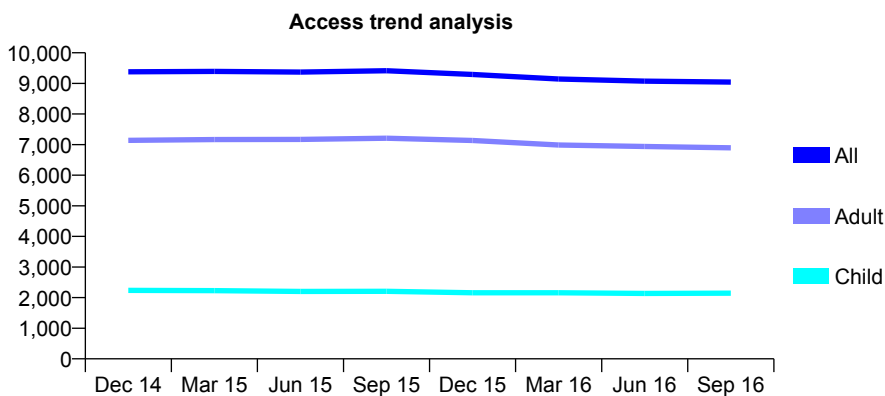
Q57 - Vital Signs At a Glance Contract Report for 685364/0002 - September 2016

Name or company name	MRS G SENNIK
Contract type name	GDS Contract
Purpose of contract	General
Contract start date	01/04/2006
Contract end date	

16/17 Contracted general activity (UDA)	30,000
Carry forward general activity (UDA)	0
16/17 Contracted orthodontic activity (UOA)	0
Carry forward orthodontic activity (UOA)	0
Baseline contract value	£898,250.17

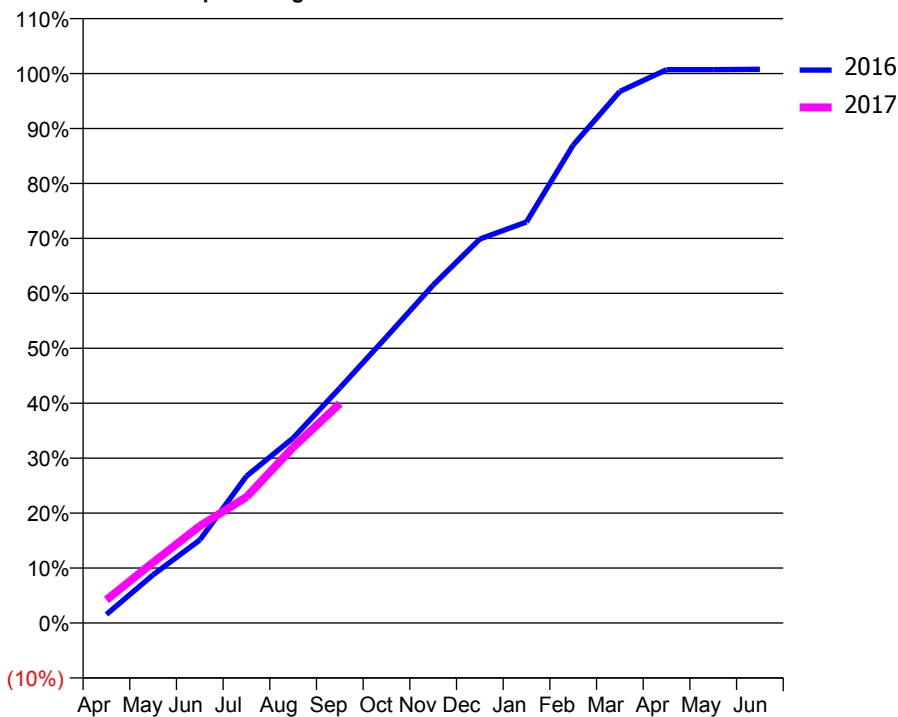
ACCESS*

Patients seen in 24 months	Total	Change since previous quarter
Quarter ending September 2015	9,412	
Quarter ending December 2015	9,293	↓
Quarter ending March 2016	9,142	↓
Quarter ending June 2016	9,075	→
Quarter ending September 2016	9,042	→
Variance since September 2015	(3.9%)	↓



ACTIVITY

Cumulative percentage of contracted UDA delivered 2016 & 2017



QUALITY

	Quantity	Base Number	Contract	AT	Region	England
% of FP17s for the same patient ID Re-attending within 3 months - Children	61	1,185	5.1%	10.7%	12.0%	12.4%
% of FP17s for the same patient ID Re-attending within 3 months - Adults	448	3,617	12.4%	15.2%	15.9%	16.7%
% of FP17s for the same patient ID Re-attending between 3 & 9 months - Children	562	1,185	47.4%	55.3%	58.6%	57.4%
% of FP17s for the same patient ID Re-attending between 3 & 9 months - Adults	1,566	3,617	43.3%	48.8%	51.6%	50.5%
% of FP17s for Band 1 Urgent Courses	372	4,405	8.4%	8.4%	8.0%	9.1%
% of FP17s Relating to Free Repair or Replacements	47	4,405	1.1%	0.8%	0.8%	0.8%
% of FP17s Relating to Continuations	43	4,405	1.0%	1.1%	1.3%	1.3%
% of Patients satisfied with the dentistry they have received	10	10	100.0%	93.9%	93.1%	93.2%
% of Patients satisfied with the time they had to wait for an appointment	10	10	100.0%	90.7%	89.1%	89.0%

* This is based on patients treated on this contract for their most recent course of treatment. Figures in italics indicate the base number of FP17s or Patient Questionnaire responses are less than 100. N/A is shown where the base number of responses is less than 10 during the period. % is calculated as Quantity/Base number*100

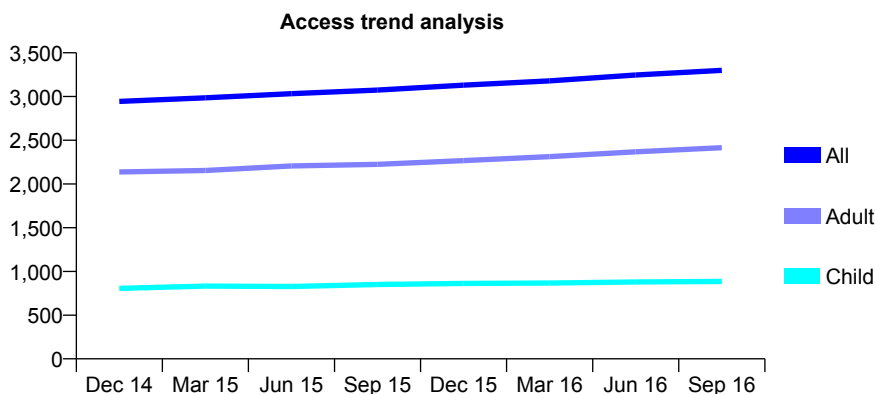
Q57 - Vital Signs At a Glance Contract Report for 686212/0001 - September 2016

Name or company name	MISS IO AMRORE
Contract type name	GDS Contract
Purpose of contract	General
Contract start date	01/04/2006
Contract end date	

16/17 Contracted general activity (UDA)	8,814
Carry forward general activity (UDA)	0
16/17 Contracted orthodontic activity (UOA)	0
Carry forward orthodontic activity (UOA)	0
Baseline contract value	£219,255.02

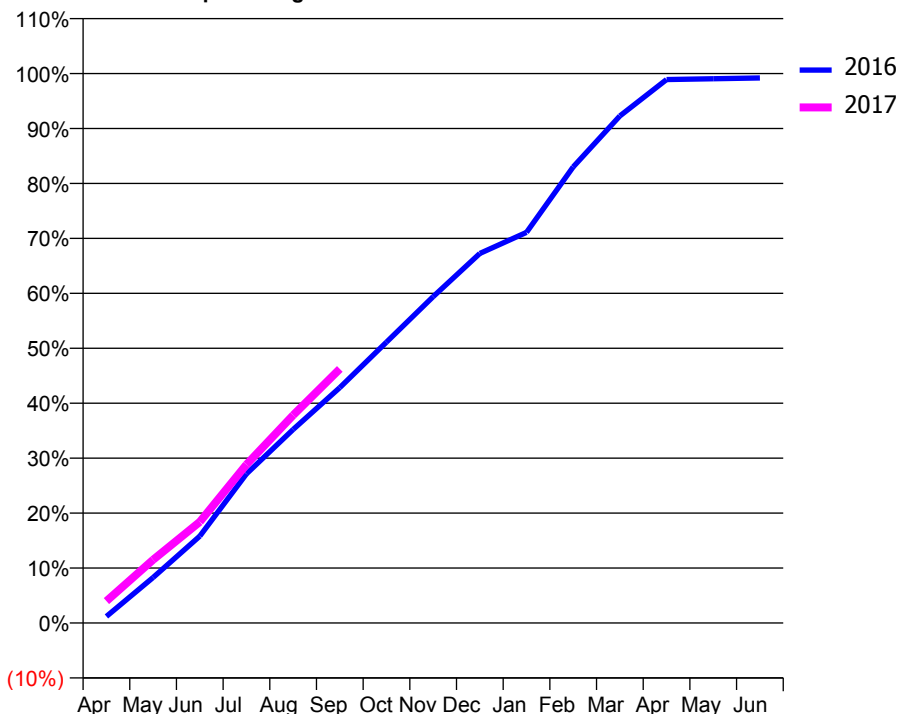
ACCESS*

Patients seen in 24 months	Total	Change since previous quarter
Quarter ending September 2015	3,074	
Quarter ending December 2015	3,130	→
Quarter ending March 2016	3,179	→
Quarter ending June 2016	3,246	↑
Quarter ending September 2016	3,300	→
Variance since September 2015	7.4%	↑



ACTIVITY

Cumulative percentage of contracted UDA delivered 2016 & 2017



Month	Adjusted Scheduled Activity (UDA)	
	2016	2017
April	105	353
May	730	1,015
June	1,393	1,622
July	2,392	2,541
August	3,104	3,334
September	3,777	4,075
October	4,506	
November	5,235	
December	5,929	
January	6,267	
February	7,317	
March	8,133	
April	8,716	
May	8,730	
June	8,743	

QUALITY

	Quantity	Base Number	Contract	AT	Region	England
% of FP17s for the same patient ID Re-attending within 3 months - Children	45	524	8.6%	10.7%	12.0%	12.4%
% of FP17s for the same patient ID Re-attending within 3 months - Adults	272	1,415	19.2%	15.2%	15.9%	16.7%
% of FP17s for the same patient ID Re-attending between 3 & 9 months - Children	206	524	39.3%	55.3%	58.6%	57.4%
% of FP17s for the same patient ID Re-attending between 3 & 9 months - Adults	506	1,415	35.8%	48.8%	51.6%	50.5%
% of FP17s for Band 1 Urgent Courses	250	1,724	14.5%	8.4%	8.0%	9.1%
% of FP17s Relating to Free Repair or Replacements	5	1,724	0.3%	0.8%	0.8%	0.8%
% of FP17s Relating to Continuations	31	1,724	1.8%	1.1%	1.3%	1.3%
% of Patients satisfied with the dentistry they have received	0	1	N/A	93.9%	93.1%	93.2%
% of Patients satisfied with the time they had to wait for an appointment	0	1	N/A	90.7%	89.1%	89.0%

* This is based on patients treated on this contract for their most recent course of treatment. Figures in italics indicate the base number of FP17s or Patient Questionnaire responses are less than 100. N/A is shown where the base number of responses is less than 10 during the period. % is calculated as Quantity/Base number*100

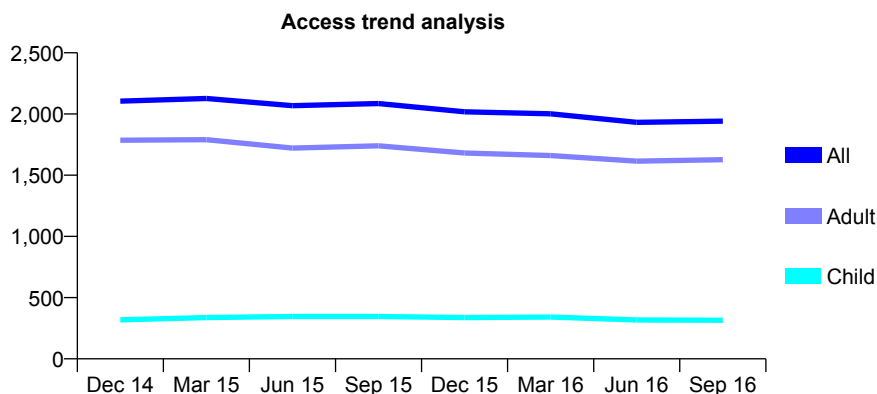
Q57 - Vital Signs At a Glance Contract Report for 691968/0001 - September 2016

Name or company name	The Hollies Dental Practice
Contract type name	GDS Contract
Purpose of contract	General
Contract start date	01/05/2012
Contract end date	

16/17 Contracted general activity (UDA)	8,676
Carry forward general activity (UDA)	0
16/17 Contracted orthodontic activity (UOA)	0
Carry forward orthodontic activity (UOA)	0
Baseline contract value	£198,859.97

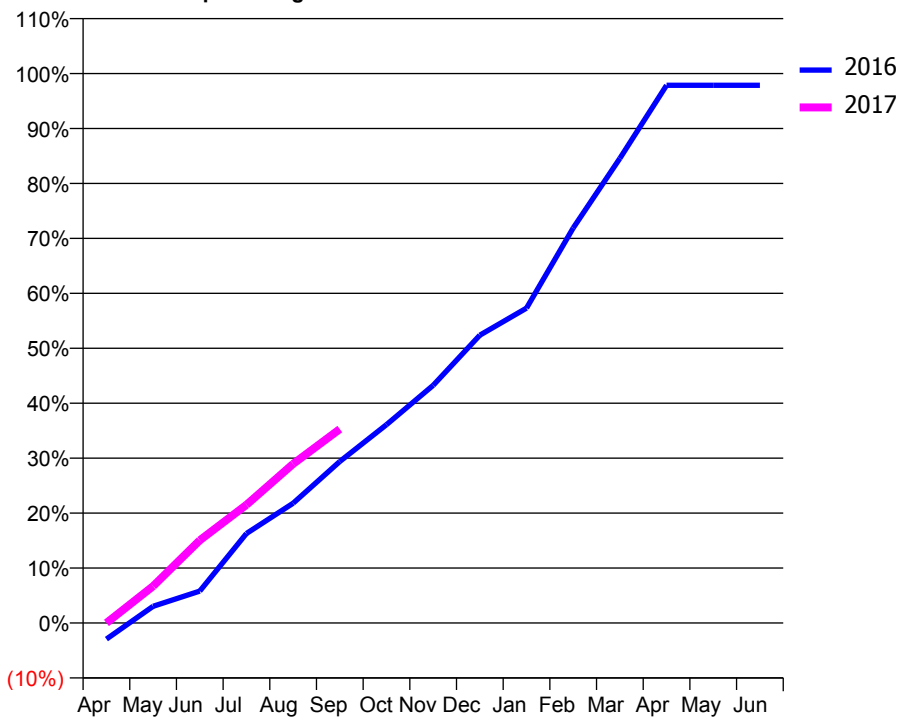
ACCESS*

Patients seen in 24 months	Total	Change since previous quarter
Quarter ending September 2015	2,086	
Quarter ending December 2015	2,018	↓
Quarter ending March 2016	2,002	→
Quarter ending June 2016	1,932	↓
Quarter ending September 2016	1,942	→
Variance since September 2015	(6.9%)	↓



ACTIVITY

Cumulative percentage of contracted UDA delivered 2016 & 2017



Adjusted Scheduled Activity (UDA)

Month	2016	2017
April	-255	0
May	264	582
June	504	1,307
July	1,414	1,867
August	1,891	2,513
September	2,550	3,062
October	3,131	
November	3,753	
December	4,545	
January	4,971	
February	6,237	
March	7,337	
April	8,489	
May	8,489	
June	8,489	

QUALITY

	Quantity	Base Number	Contract	AT	Region	England
% of FP17s for the same patient ID Re-attending within 3 months - Children	19	163	11.7%	10.7%	12.0%	12.4%
% of FP17s for the same patient ID Re-attending within 3 months - Adults	172	1,059	16.2%	15.2%	15.9%	16.7%
% of FP17s for the same patient ID Re-attending between 3 & 9 months - Children	80	163	49.1%	55.3%	58.6%	57.4%
% of FP17s for the same patient ID Re-attending between 3 & 9 months - Adults	587	1,059	55.4%	48.8%	51.6%	50.5%
% of FP17s for Band 1 Urgent Courses	72	1,029	7.0%	8.4%	8.0%	9.1%
% of FP17s Relating to Free Repair or Replacements	25	1,029	2.4%	0.8%	0.8%	0.8%
% of FP17s Relating to Continuations	19	1,029	1.8%	1.1%	1.3%	1.3%
% of Patients satisfied with the dentistry they have received	3	3	N/A	93.9%	93.1%	93.2%
% of Patients satisfied with the time they had to wait for an appointment	3	3	N/A	90.7%	89.1%	89.0%

* This is based on patients treated on this contract for their most recent course of treatment. Figures in italics indicate the base number of FP17s or Patient Questionnaire responses are less than 100. N/A is shown where the base number of responses is less than 10 during the period. % is calculated as Quantity/Base number*100

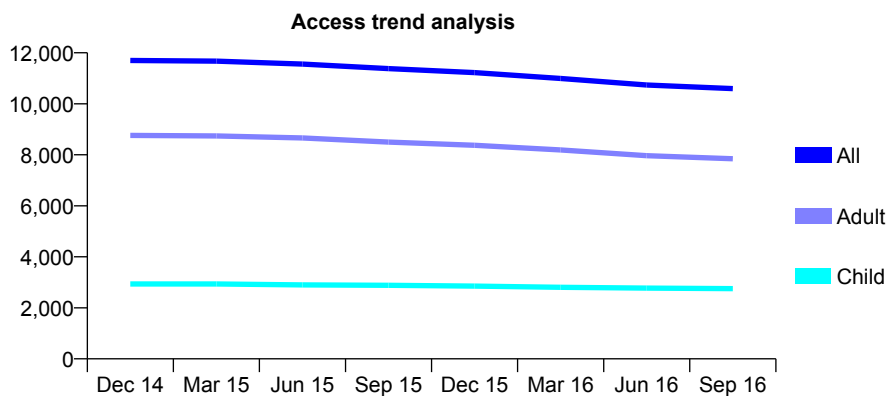
Q57 - Vital Signs At a Glance Contract Report for 694444/0001 - September 2016

Name or company name	MR AA MOHSENI
Contract type name	GDS Contract
Purpose of contract	General
Contract start date	01/11/2007
Contract end date	

16/17 Contracted general activity (UDA)	29,350
Carry forward general activity (UDA)	-254
16/17 Contracted orthodontic activity (UOA)	0
Carry forward orthodontic activity (UOA)	0
Baseline contract value	£693,728.12

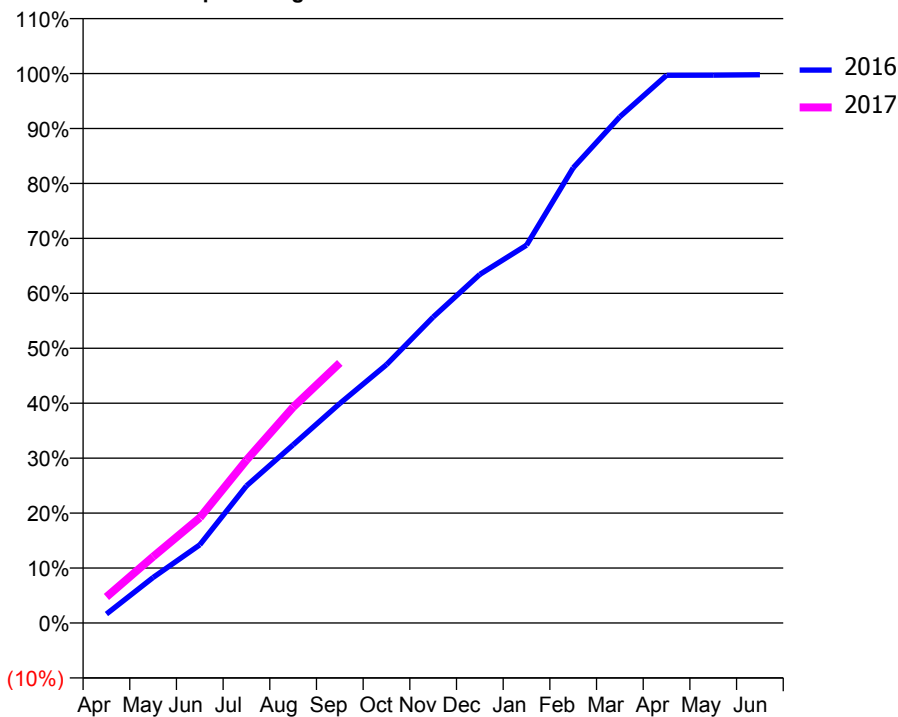
ACCESS*

Patients seen in 24 months	Total	Change since previous quarter
Quarter ending September 2015	11,382	
Quarter ending December 2015	11,226	↓
Quarter ending March 2016	10,995	↓
Quarter ending June 2016	10,739	↓
Quarter ending September 2016	10,595	↓
Variance since September 2015	(6.9%)	↓



ACTIVITY

Cumulative percentage of contracted UDA delivered 2016 & 2017



Month	Adjusted Scheduled Activity (UDA)	
	2016	2017
April	480	1,394
May	2,433	3,546
June	4,176	5,625
July	7,324	8,701
August	9,520	11,524
September	11,727	13,891
October	13,801	
November	16,345	
December	18,621	
January	20,183	
February	24,309	
March	27,039	
April	29,257	
May	29,265	
June	29,280	

QUALITY

	Quantity	Base Number	Contract	AT	Region	England
% of FP17s for the same patient ID Re-attending within 3 months - Children	128	1,972	6.5%	10.7%	12.0%	12.4%
% of FP17s for the same patient ID Re-attending within 3 months - Adults	832	5,354	15.5%	15.2%	15.9%	16.7%
% of FP17s for the same patient ID Re-attending between 3 & 9 months - Children	1,167	1,972	59.2%	55.3%	58.6%	57.4%
% of FP17s for the same patient ID Re-attending between 3 & 9 months - Adults	2,462	5,354	46.0%	48.8%	51.6%	50.5%
% of FP17s for Band 1 Urgent Courses	459	6,532	7.0%	8.4%	8.0%	9.1%
% of FP17s Relating to Free Repair or Replacements	62	6,532	0.9%	0.8%	0.8%	0.8%
% of FP17s Relating to Continuations	137	6,532	2.1%	1.1%	1.3%	1.3%
% of Patients satisfied with the dentistry they have received	12	13	92.3%	93.9%	93.1%	93.2%
% of Patients satisfied with the time they had to wait for an appointment	13	13	100.0%	90.7%	89.1%	89.0%

* This is based on patients treated on this contract for their most recent course of treatment. Figures in italics indicate the base number of FP17s or Patient Questionnaire responses are less than 100. N/A is shown where the base number of responses is less than 10 during the period. % is calculated as Quantity/Base number*100

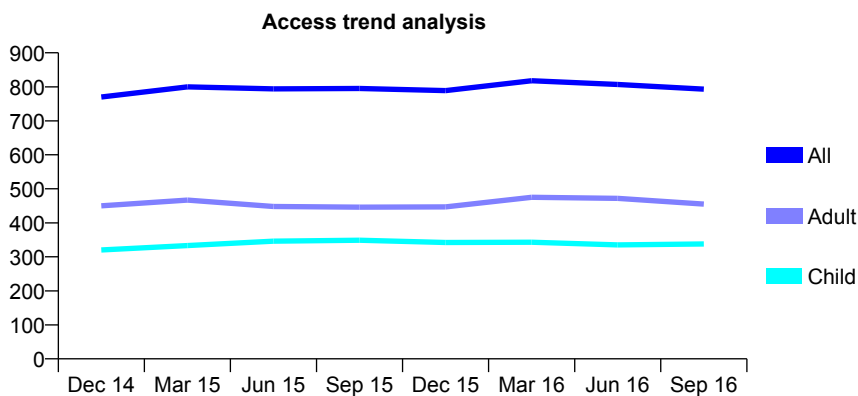
Q57 - Vital Signs At a Glance Contract Report for 731358/0002 - September 2016

Name or company name	MR S VOHRA
Contract type name	GDS Contract
Purpose of contract	General
Contract start date	01/04/2009
Contract end date	

16/17 Contracted general activity (UDA)	1,800
Carry forward general activity (UDA)	0
16/17 Contracted orthodontic activity (UOA)	0
Carry forward orthodontic activity (UOA)	0
Baseline contract value	£43,435.85

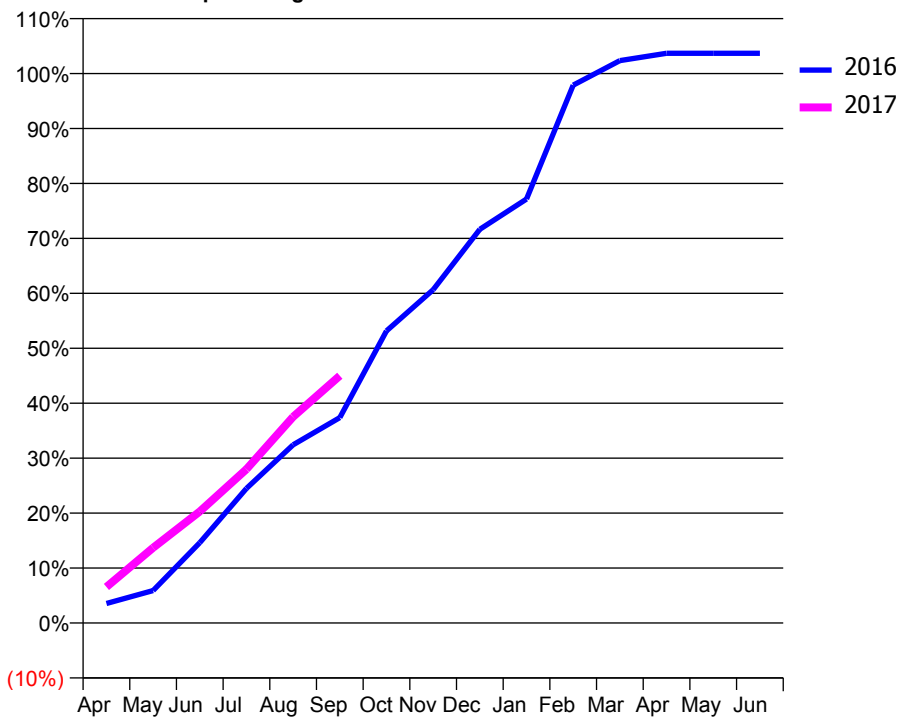
ACCESS*

Patients seen in 24 months	Total	Change since previous quarter
Quarter ending September 2015	795	
Quarter ending December 2015	789	→
Quarter ending March 2016	818	↑
Quarter ending June 2016	807	↓
Quarter ending September 2016	793	↓
Variance since September 2015	(0.3%)	→



ACTIVITY

Cumulative percentage of contracted UDA delivered 2016 & 2017



Month	Adjusted Scheduled Activity (UDA)	
	2016	2017
April	64	118
May	106	247
June	263	366
July	441	504
August	584	676
September	673	810
October	957	
November	1,092	
December	1,290	
January	1,389	
February	1,762	
March	1,842	
April	1,866	
May	1,866	
June	1,866	

QUALITY

	Quantity	Base Number	Contract	AT	Region	England
% of FP17s for the same patient ID Re-attending within 3 months - Children	5	164	3.0%	10.7%	12.0%	12.4%
% of FP17s for the same patient ID Re-attending within 3 months - Adults	27	191	14.1%	15.2%	15.9%	16.7%
% of FP17s for the same patient ID Re-attending between 3 & 9 months - Children	44	164	26.8%	55.3%	58.6%	57.4%
% of FP17s for the same patient ID Re-attending between 3 & 9 months - Adults	53	191	27.7%	48.8%	51.6%	50.5%
% of FP17s for Band 1 Urgent Courses	10	344	2.9%	8.4%	8.0%	9.1%
% of FP17s Relating to Free Repair or Replacements	0	344	0.0%	0.8%	0.8%	0.8%
% of FP17s Relating to Continuations	13	344	3.8%	1.1%	1.3%	1.3%
% of Patients satisfied with the dentistry they have received	0	0	N/A	93.9%	93.1%	93.2%
% of Patients satisfied with the time they had to wait for an appointment	0	0	N/A	90.7%	89.1%	89.0%

* This is based on patients treated on this contract for their most recent course of treatment. Figures in italics indicate the base number of FP17s or Patient Questionnaire responses are less than 100. N/A is shown where the base number of responses is less than 10 during the period. % is calculated as Quantity/Base number*100

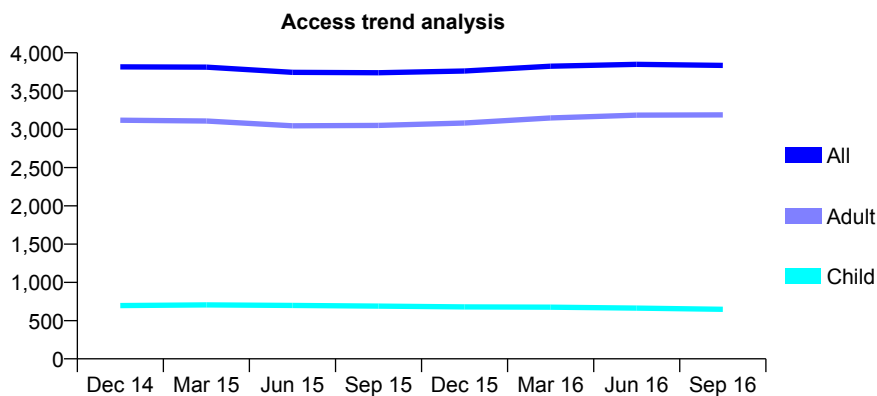
Q57 - Vital Signs At a Glance Contract Report for 732265/0001 - September 2016

Name or company name	MR ND RANKIN
Contract type name	GDS Contract
Purpose of contract	General
Contract start date	01/04/2006
Contract end date	

16/17 Contracted general activity (UDA)	9,401
Carry forward general activity (UDA)	0
16/17 Contracted orthodontic activity (UOA)	0
Carry forward orthodontic activity (UOA)	0
Baseline contract value	£198,972.73

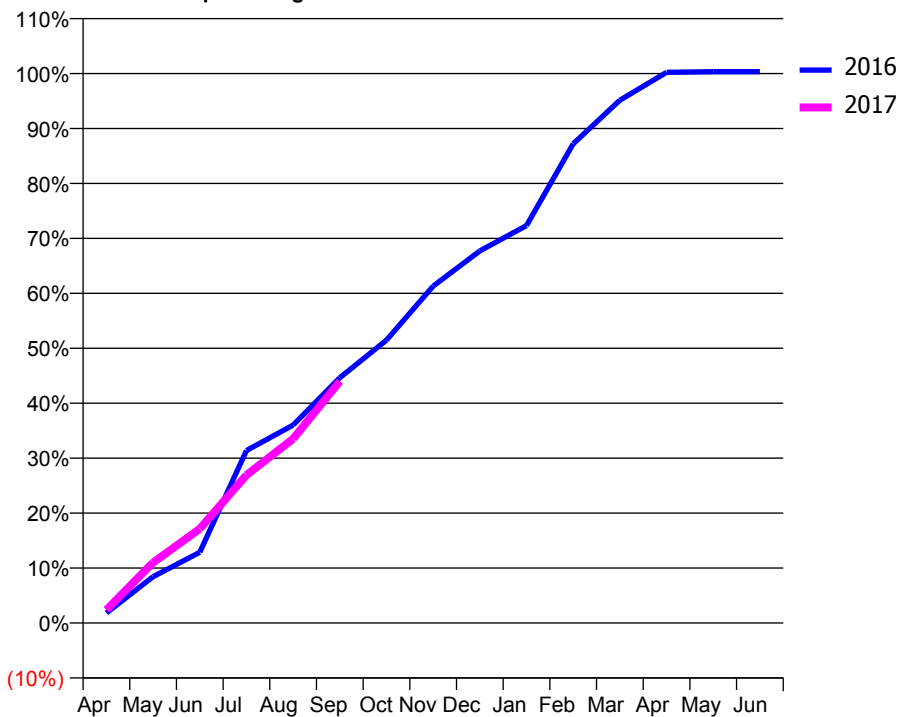
ACCESS*

Patients seen in 24 months	Total	Change since previous quarter
Quarter ending September 2015	3,740	
Quarter ending December 2015	3,762	→
Quarter ending March 2016	3,824	→
Quarter ending June 2016	3,850	→
Quarter ending September 2016	3,836	→
Variance since September 2015	2.6%	↑



ACTIVITY

Cumulative percentage of contracted UDA delivered 2016 & 2017



QUALITY

	Quantity	Base Number	Contract	AT	Region	England
% of FP17s for the same patient ID Re-attending within 3 months - Children	42	397	10.6%	10.7%	12.0%	12.4%
% of FP17s for the same patient ID Re-attending within 3 months - Adults	311	1,970	15.8%	15.2%	15.9%	16.7%
% of FP17s for the same patient ID Re-attending between 3 & 9 months - Children	184	397	46.3%	55.3%	58.6%	57.4%
% of FP17s for the same patient ID Re-attending between 3 & 9 months - Adults	757	1,970	38.4%	48.8%	51.6%	50.5%
% of FP17s for Band 1 Urgent Courses	170	2,136	8.0%	8.4%	8.0%	9.1%
% of FP17s Relating to Free Repair or Replacements	16	2,136	0.7%	0.8%	0.8%	0.8%
% of FP17s Relating to Continuations	21	2,136	1.0%	1.1%	1.3%	1.3%
% of Patients satisfied with the dentistry they have received	4	4	N/A	93.9%	93.1%	93.2%
% of Patients satisfied with the time they had to wait for an appointment	4	4	N/A	90.7%	89.1%	89.0%

* This is based on patients treated on this contract for their most recent course of treatment. Figures in italics indicate the base number of FP17s or Patient Questionnaire responses are less than 100. N/A is shown where the base number of responses is less than 10 during the period. % is calculated as Quantity/Base number*100

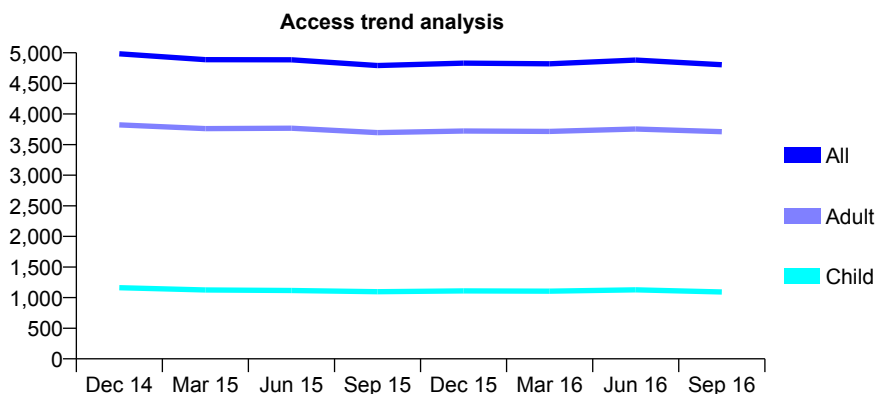
Q57 - Vital Signs At a Glance Contract Report for 738131/0001 - September 2016

Name or company name	MR FM LUTTERODT
Contract type name	GDS Contract
Purpose of contract	General
Contract start date	01/04/2006
Contract end date	

16/17 Contracted general activity (UDA)	13,688
Carry forward general activity (UDA)	0
16/17 Contracted orthodontic activity (UOA)	0
Carry forward orthodontic activity (UOA)	0
Baseline contract value	£448,332.05

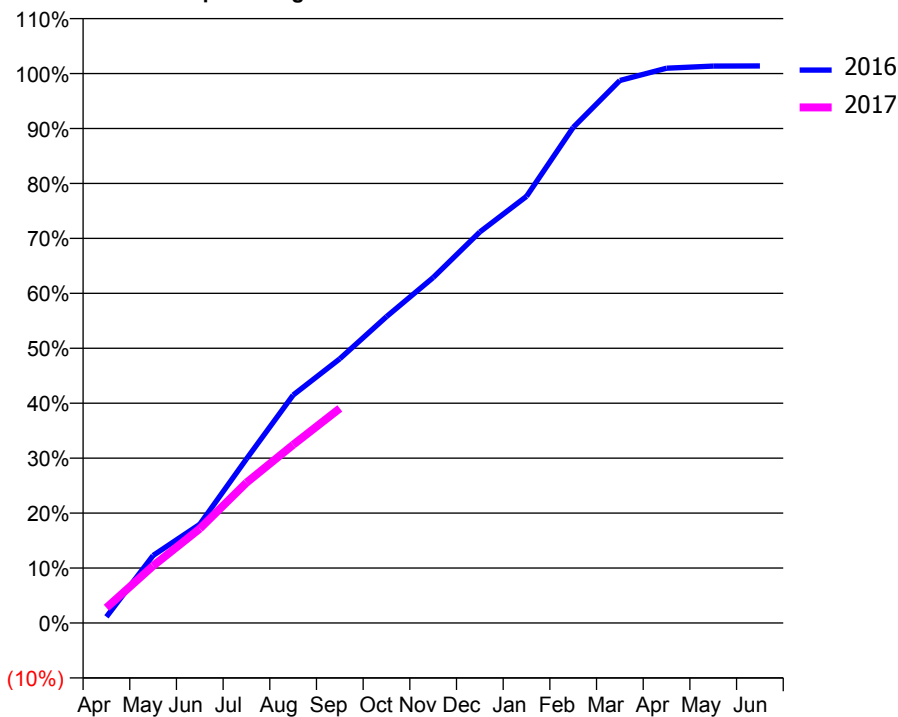
ACCESS*

Patients seen in 24 months	Total	Change since previous quarter
Quarter ending September 2015	4,792	
Quarter ending December 2015	4,832	→
Quarter ending March 2016	4,821	→
Quarter ending June 2016	4,881	→
Quarter ending September 2016	4,804	↓
Variance since September 2015	0.3%	→



ACTIVITY

Cumulative percentage of contracted UDA delivered 2016 & 2017



Adjusted Scheduled Activity (UDA)

Month	2016	2017
April	154	381
May	1,683	1,424
June	2,458	2,349
July	4,086	3,495
August	5,680	4,439
September	6,581	5,346
October	7,633	
November	8,604	
December	9,740	
January	10,628	
February	12,344	
March	13,513	
April	13,820	
May	13,874	
June	13,877	

QUALITY

	Quantity	Base Number	Contract	AT	Region	England
% of FP17s for the same patient ID Re-attending within 3 months - Children	26	577	4.5%	10.7%	12.0%	12.4%
% of FP17s for the same patient ID Re-attending within 3 months - Adults	271	1,994	13.6%	15.2%	15.9%	16.7%
% of FP17s for the same patient ID Re-attending between 3 & 9 months - Children	250	577	43.3%	55.3%	58.6%	57.4%
% of FP17s for the same patient ID Re-attending between 3 & 9 months - Adults	961	1,994	48.2%	48.8%	51.6%	50.5%
% of FP17s for Band 1 Urgent Courses	153	2,402	6.4%	8.4%	8.0%	9.1%
% of FP17s Relating to Free Repair or Replacements	24	2,402	1.0%	0.8%	0.8%	0.8%
% of FP17s Relating to Continuations	10	2,402	0.4%	1.1%	1.3%	1.3%
% of Patients satisfied with the dentistry they have received	3	3	N/A	93.9%	93.1%	93.2%
% of Patients satisfied with the time they had to wait for an appointment	3	3	N/A	90.7%	89.1%	89.0%

* This is based on patients treated on this contract for their most recent course of treatment. Figures in italics indicate the base number of FP17s or Patient Questionnaire responses are less than 100. N/A is shown where the base number of responses is less than 10 during the period. % is calculated as Quantity/Base number*100

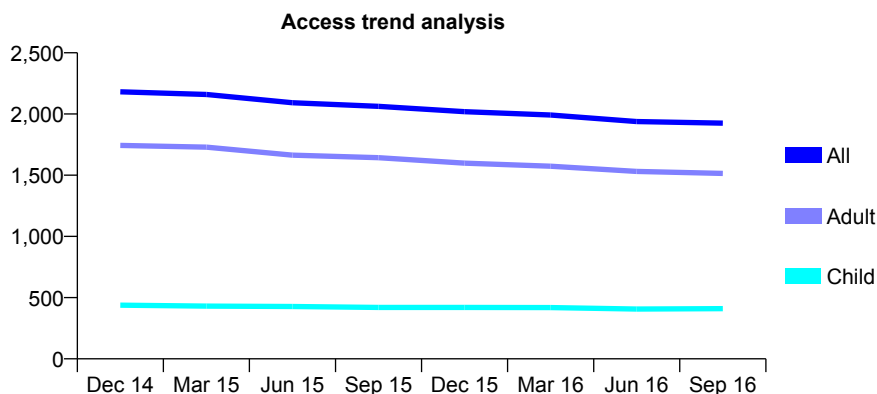
Q57 - Vital Signs At a Glance Contract Report for 738476/0001 - September 2016

Name or company name	MR J VAPIWALA
Contract type name	GDS Contract
Purpose of contract	General
Contract start date	01/04/2006
Contract end date	

16/17 Contracted general activity (UDA)	6,898
Carry forward general activity (UDA)	0
16/17 Contracted orthodontic activity (UOA)	0
Carry forward orthodontic activity (UOA)	0
Baseline contract value	£190,079.81

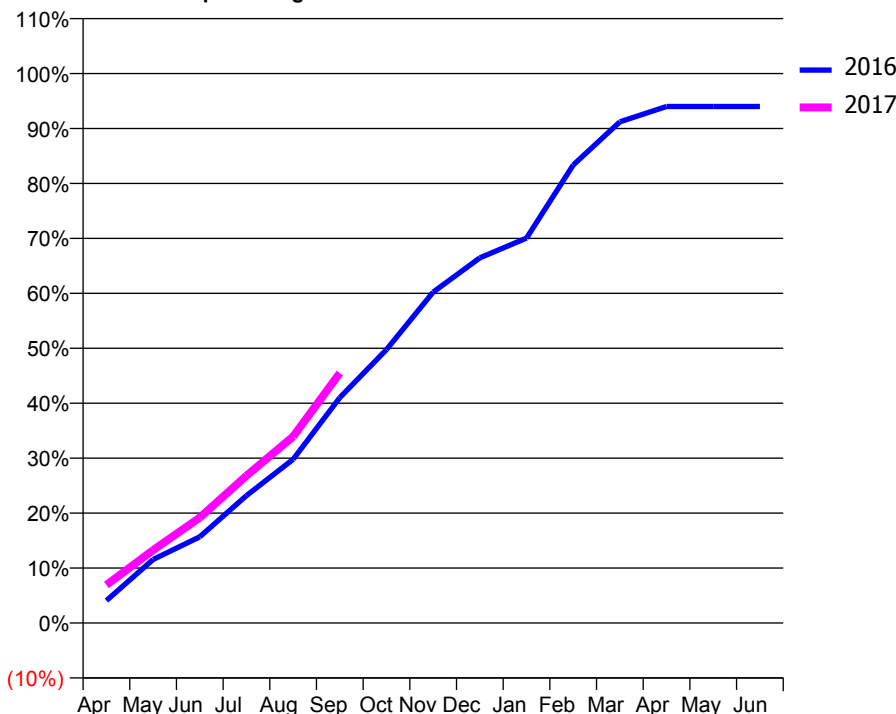
ACCESS*

Patients seen in 24 months	Total	Change since previous quarter
Quarter ending September 2015	2,063	
Quarter ending December 2015	2,019	↓
Quarter ending March 2016	1,992	↓
Quarter ending June 2016	1,938	↓
Quarter ending September 2016	1,925	→
Variance since September 2015	(6.7%)	↓



ACTIVITY

Cumulative percentage of contracted UDA delivered 2016 & 2017



Adjusted Scheduled Activity (UDA)

Month	2016	2017
April	282	478
May	797	915
June	1,082	1,323
July	1,600	1,849
August	2,055	2,340
September	2,829	3,138
October	3,433	
November	4,154	
December	4,584	
January	4,832	
February	5,749	
March	6,292	
April	6,485	
May	6,485	
June	6,485	

QUALITY

	Quantity	Base Number	Contract	AT	Region	England
% of FP17s for the same patient ID Re-attending within 3 months - Children	33	336	9.8%	10.7%	12.0%	12.4%
% of FP17s for the same patient ID Re-attending within 3 months - Adults	206	1,228	16.8%	15.2%	15.9%	16.7%
% of FP17s for the same patient ID Re-attending between 3 & 9 months - Children	198	336	58.9%	55.3%	58.6%	57.4%
% of FP17s for the same patient ID Re-attending between 3 & 9 months - Adults	759	1,228	61.8%	48.8%	51.6%	50.5%
% of FP17s for Band 1 Urgent Courses	113	1,451	7.8%	8.4%	8.0%	9.1%
% of FP17s Relating to Free Repair or Replacements	4	1,451	0.3%	0.8%	0.8%	0.8%
% of FP17s Relating to Continuations	79	1,451	5.4%	1.1%	1.3%	1.3%
% of Patients satisfied with the dentistry they have received	3	3	N/A	93.9%	93.1%	93.2%
% of Patients satisfied with the time they had to wait for an appointment	3	3	N/A	90.7%	89.1%	89.0%

* This is based on patients treated on this contract for their most recent course of treatment. Figures in italics indicate the base number of FP17s or Patient Questionnaire responses are less than 100. N/A is shown where the base number of responses is less than 10 during the period. % is calculated as Quantity/Base number*100

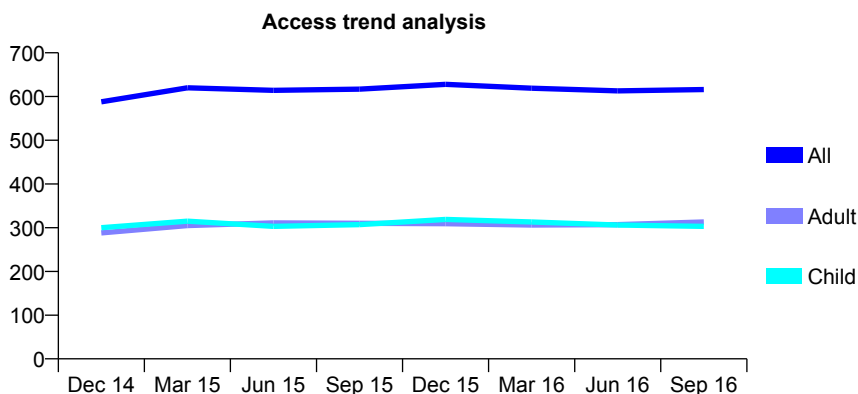
Q57 - Vital Signs At a Glance Contract Report for 741981/0001 - September 2016

Name or company name	MRS K VINCENT
Contract type name	GDS Contract
Purpose of contract	General
Contract start date	01/05/2007
Contract end date	

16/17 Contracted general activity (UDA)	1,912
Carry forward general activity (UDA)	0
16/17 Contracted orthodontic activity (UOA)	0
Carry forward orthodontic activity (UOA)	0
Baseline contract value	£54,250.14

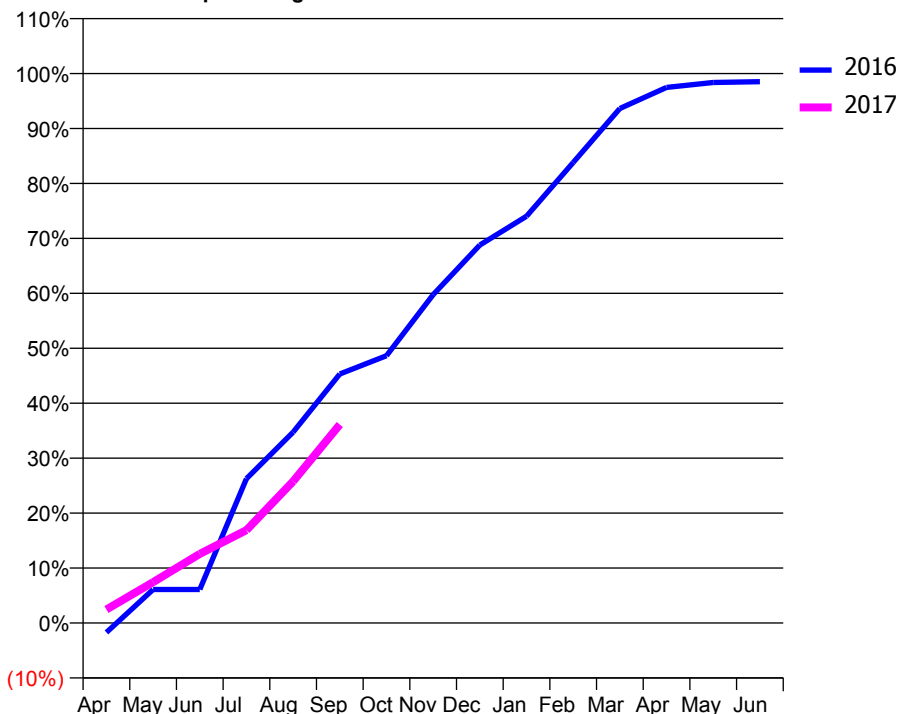
ACCESS*

Patients seen in 24 months	Total	Change since previous quarter
Quarter ending September 2015	617	
Quarter ending December 2015	628	→
Quarter ending March 2016	619	↓
Quarter ending June 2016	613	→
Quarter ending September 2016	616	→
Variance since September 2015	(0.2%)	→



ACTIVITY

Cumulative percentage of contracted UDA delivered 2016 & 2017



Month	Adjusted Scheduled Activity (UDA)	
	2016	2017
April	-33	47
May	117	142
June	117	241
July	502	323
August	664	493
September	866	691
October	930	
November	1,142	
December	1,315	
January	1,415	
February	1,603	
March	1,790	
April	1,864	
May	1,881	
June	1,884	

QUALITY

	Quantity	Base Number	Contract	AT	Region	England
% of FP17s for the same patient ID Re-attending within 3 months - Children	19	204	9.3%	10.7%	12.0%	12.4%
% of FP17s for the same patient ID Re-attending within 3 months - Adults	39	185	21.1%	15.2%	15.9%	16.7%
% of FP17s for the same patient ID Re-attending between 3 & 9 months - Children	110	204	53.9%	55.3%	58.6%	57.4%
% of FP17s for the same patient ID Re-attending between 3 & 9 months - Adults	78	185	42.2%	48.8%	51.6%	50.5%
% of FP17s for Band 1 Urgent Courses	49	355	13.8%	8.4%	8.0%	9.1%
% of FP17s Relating to Free Repair or Replacements	1	355	0.3%	0.8%	0.8%	0.8%
% of FP17s Relating to Continuations	1	355	0.3%	1.1%	1.3%	1.3%
% of Patients satisfied with the dentistry they have received	0	0	N/A	93.9%	93.1%	93.2%
% of Patients satisfied with the time they had to wait for an appointment	0	0	N/A	90.7%	89.1%	89.0%

* This is based on patients treated on this contract for their most recent course of treatment. Figures in italics indicate the base number of FP17s or Patient Questionnaire responses are less than 100. N/A is shown where the base number of responses is less than 10 during the period. % is calculated as Quantity/Base number*100

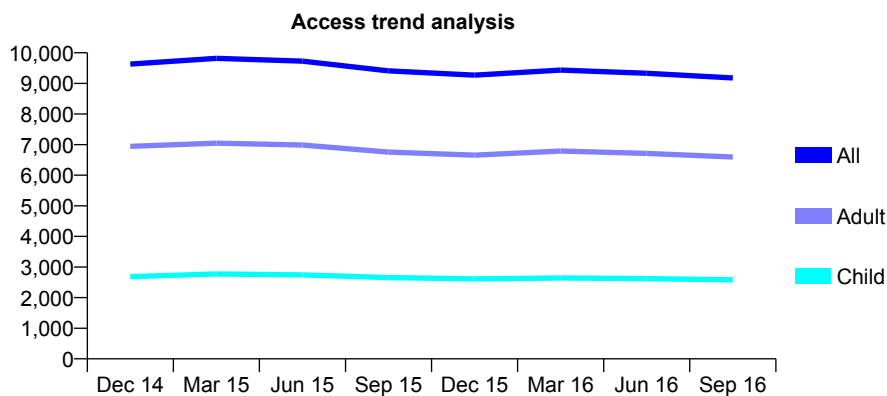
Q57 - Vital Signs At a Glance Contract Report for 749052/0001 - September 2016

Name or company name	MR HW DIXON
Contract type name	GDS Contract
Purpose of contract	General
Contract start date	01/04/2006
Contract end date	

16/17 Contracted general activity (UDA)	25,212
Carry forward general activity (UDA)	0
16/17 Contracted orthodontic activity (UOA)	0
Carry forward orthodontic activity (UOA)	0
Baseline contract value	£684,292.68

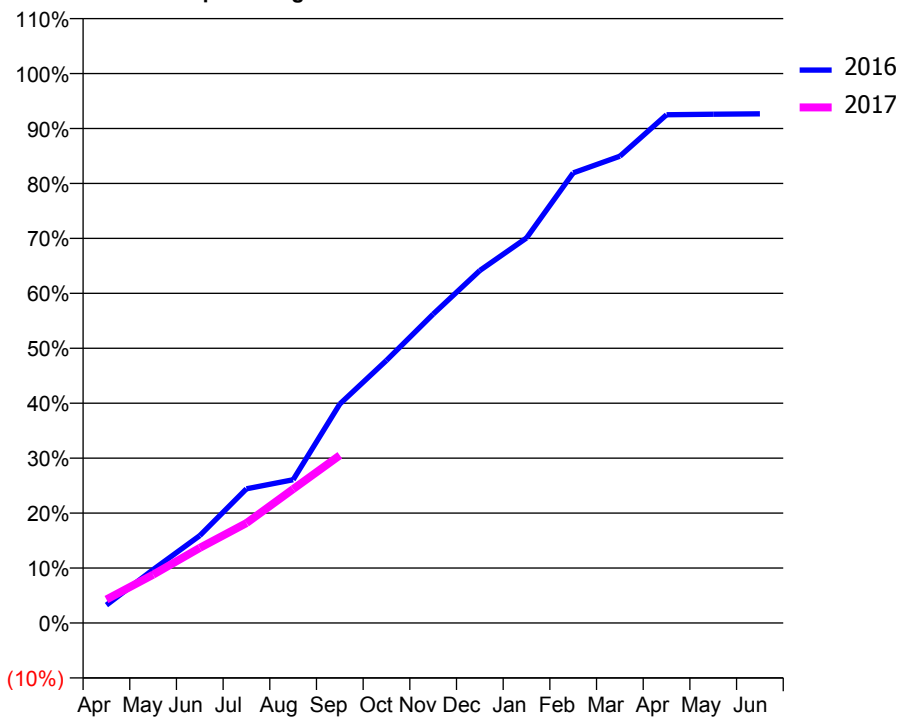
ACCESS*

Patients seen in 24 months	Total	Change since previous quarter
Quarter ending September 2015	9,411	
Quarter ending December 2015	9,270	↓
Quarter ending March 2016	9,435	→
Quarter ending June 2016	9,331	↓
Quarter ending September 2016	9,178	↓
Variance since September 2015	(2.5%)	↓



ACTIVITY

Cumulative percentage of contracted UDA delivered 2016 & 2017



Adjusted Scheduled Activity (UDA)

Month	2016	2017
April	825	1,078
May	2,448	2,215
June	4,011	3,446
July	6,158	4,586
August	6,574	6,147
September	10,046	7,693
October	12,047	
November	14,170	
December	16,174	
January	17,664	
February	20,651	
March	21,419	
April	23,320	
May	23,346	
June	23,361	

QUALITY

	Quantity	Base Number	Contract	AT	Region	England
% of FP17s for the same patient ID Re-attending within 3 months - Children	175	1,846	9.5%	10.7%	12.0%	12.4%
% of FP17s for the same patient ID Re-attending within 3 months - Adults	711	4,346	16.4%	15.2%	15.9%	16.7%
% of FP17s for the same patient ID Re-attending between 3 & 9 months - Children	1,064	1,846	57.6%	55.3%	58.6%	57.4%
% of FP17s for the same patient ID Re-attending between 3 & 9 months - Adults	2,362	4,346	54.3%	48.8%	51.6%	50.5%
% of FP17s for Band 1 Urgent Courses	524	4,549	11.5%	8.4%	8.0%	9.1%
% of FP17s Relating to Free Repair or Replacements	32	4,549	0.7%	0.8%	0.8%	0.8%
% of FP17s Relating to Continuations	4	4,549	0.1%	1.1%	1.3%	1.3%
% of Patients satisfied with the dentistry they have received	2	3	N/A	93.9%	93.1%	93.2%
% of Patients satisfied with the time they had to wait for an appointment	3	3	N/A	90.7%	89.1%	89.0%

* This is based on patients treated on this contract for their most recent course of treatment. Figures in italics indicate the base number of FP17s or Patient Questionnaire responses are less than 100. N/A is shown where the base number of responses is less than 10 during the period. % is calculated as Quantity/Base number*100

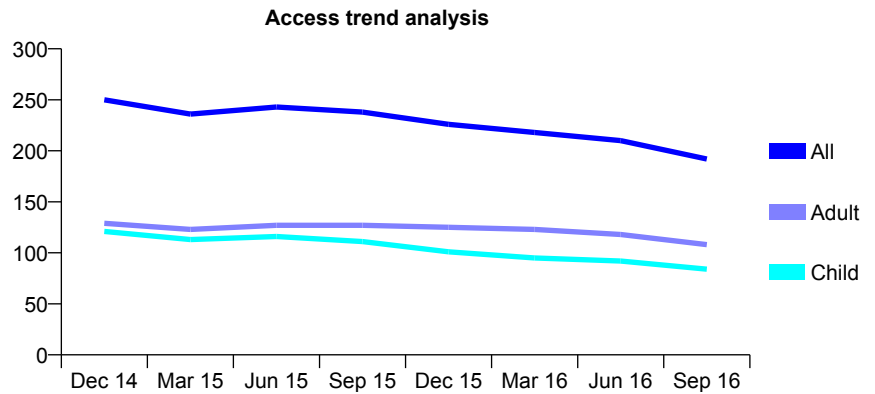
Q57 - Vital Signs At a Glance Contract Report for 754684/0001 - September 2016

Name or company name	MRS SK RANA
Contract type name	GDS Contract
Purpose of contract	General
Contract start date	01/04/2006
Contract end date	

16/17 Contracted general activity (UDA)	1,000
Carry forward general activity (UDA)	0
16/17 Contracted orthodontic activity (UOA)	0
Carry forward orthodontic activity (UOA)	0
Baseline contract value	£25,318.86

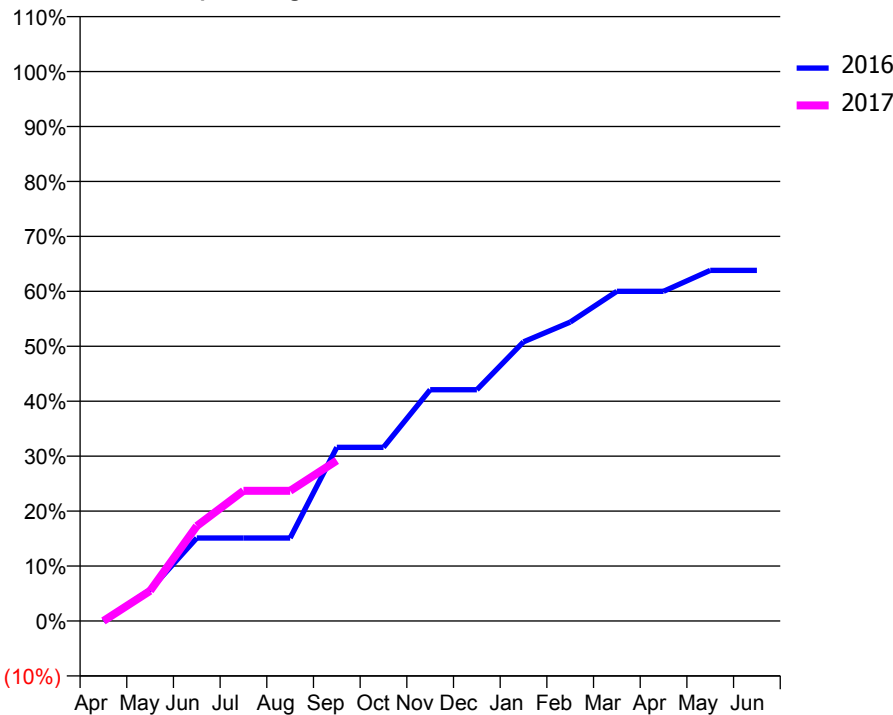
ACCESS*

Patients seen in 24 months	Total	Change since previous quarter
Quarter ending September 2015	238	
Quarter ending December 2015	226	↓
Quarter ending March 2016	218	↓
Quarter ending June 2016	210	↓
Quarter ending September 2016	192	↓
Variance since September 2015	(19.3%)	↓



ACTIVITY

Cumulative percentage of contracted UDA delivered 2016 & 2017



Month	Adjusted Scheduled Activity (UDA)	
	2016	2017
April	0	0
May	57	55
June	151	173
July	151	237
August	151	237
September	316	292
October	316	
November	421	
December	421	
January	508	
February	544	
March	600	
April	600	
May	638	
June	638	

QUALITY

	Quantity	Base Number	Contract	AT	Region	England
% of FP17s for the same patient ID Re-attending within 3 months - Children	0	69	0.0%	10.7%	12.0%	12.4%
% of FP17s for the same patient ID Re-attending within 3 months - Adults	10	87	11.5%	15.2%	15.9%	16.7%
% of FP17s for the same patient ID Re-attending between 3 & 9 months - Children	52	69	75.4%	55.3%	58.6%	57.4%
% of FP17s for the same patient ID Re-attending between 3 & 9 months - Adults	62	87	71.3%	48.8%	51.6%	50.5%
% of FP17s for Band 1 Urgent Courses	0	143	0.0%	8.4%	8.0%	9.1%
% of FP17s Relating to Free Repair or Replacements	0	143	0.0%	0.8%	0.8%	0.8%
% of FP17s Relating to Continuations	0	143	0.0%	1.1%	1.3%	1.3%
% of Patients satisfied with the dentistry they have received	0	0	N/A	93.9%	93.1%	93.2%
% of Patients satisfied with the time they had to wait for an appointment	0	0	N/A	90.7%	89.1%	89.0%

* This is based on patients treated on this contract for their most recent course of treatment. Figures in italics indicate the base number of FP17s or Patient Questionnaire responses are less than 100. N/A is shown where the base number of responses is less than 10 during the period. % is calculated as Quantity/Base number*100

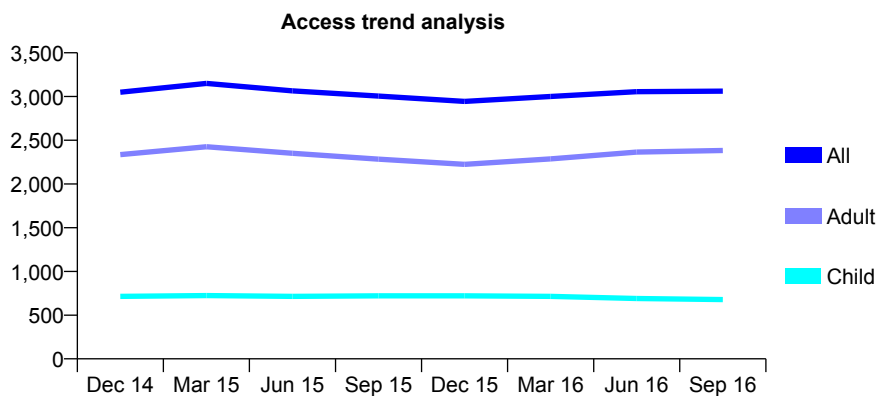
Q57 - Vital Signs At a Glance Contract Report for 755761/0001 - September 2016

Name or company name	MR MD BAILY
Contract type name	GDS Contract
Purpose of contract	General
Contract start date	01/04/2006
Contract end date	

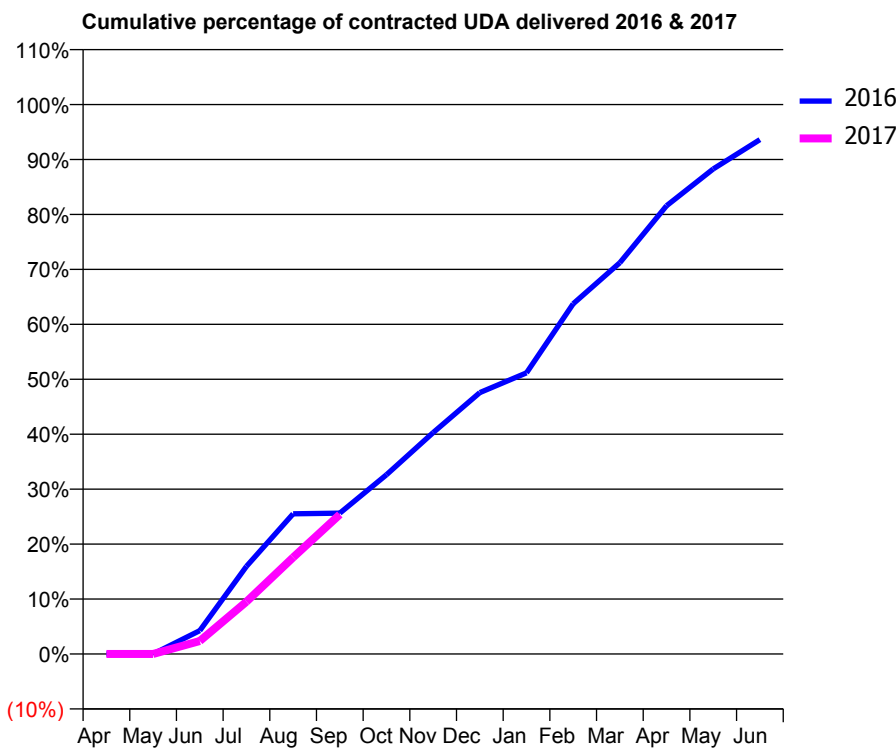
16/17 Contracted general activity (UDA)	8,538
Carry forward general activity (UDA)	0
16/17 Contracted orthodontic activity (UOA)	0
Carry forward orthodontic activity (UOA)	0
Baseline contract value	£212,816.12

ACCESS*

Patients seen in 24 months	Total	Change since previous quarter
Quarter ending September 2015	3,005	
Quarter ending December 2015	2,944	↓
Quarter ending March 2016	3,001	→
Quarter ending June 2016	3,055	→
Quarter ending September 2016	3,061	→
Variance since September 2015	1.9%	→



ACTIVITY



Month	Adjusted Scheduled Activity (UDA)	
	2016	2017
April	0	0
May	1	0
June	363	203
July	1,363	813
August	2,178	1,501
September	2,189	2,168
October	2,785	
November	3,441	
December	4,061	
January	4,369	
February	5,442	
March	6,079	
April	6,964	
May	7,536	
June	7,991	

QUALITY

	Quantity	Base Number	Contract	AT	Region	England
% of FP17s for the same patient ID Re-attending within 3 months - Children	10	308	3.2%	10.7%	12.0%	12.4%
% of FP17s for the same patient ID Re-attending within 3 months - Adults	186	1,318	14.1%	15.2%	15.9%	16.7%
% of FP17s for the same patient ID Re-attending between 3 & 9 months - Children	106	308	34.4%	55.3%	58.6%	57.4%
% of FP17s for the same patient ID Re-attending between 3 & 9 months - Adults	298	1,318	22.6%	48.8%	51.6%	50.5%
% of FP17s for Band 1 Urgent Courses	94	838	11.2%	8.4%	8.0%	9.1%
% of FP17s Relating to Free Repair or Replacements	11	838	1.3%	0.8%	0.8%	0.8%
% of FP17s Relating to Continuations	10	838	1.2%	1.1%	1.3%	1.3%
% of Patients satisfied with the dentistry they have received	3	3	N/A	93.9%	93.1%	93.2%
% of Patients satisfied with the time they had to wait for an appointment	3	3	N/A	90.7%	89.1%	89.0%

* This is based on patients treated on this contract for their most recent course of treatment. Figures in italics indicate the base number of FP17s or Patient Questionnaire responses are less than 100. N/A is shown where the base number of responses is less than 10 during the period. % is calculated as Quantity/Base number*100

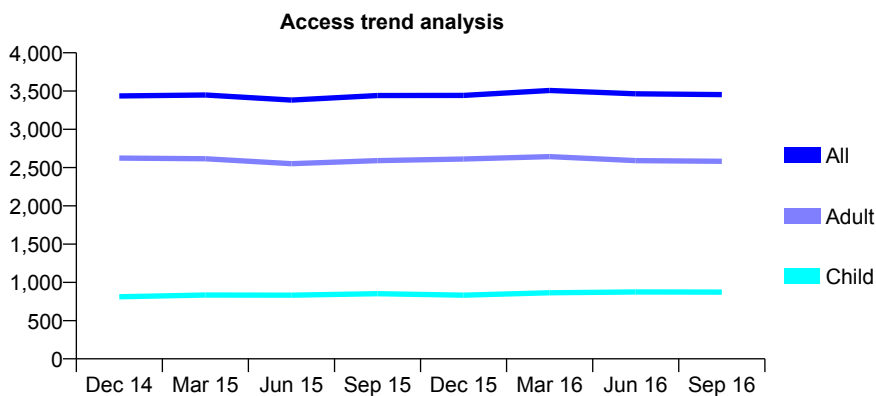
Q57 - Vital Signs At a Glance Contract Report for 755931/0001 - September 2016

Name or company name	MISS R DHARIWAL
Contract type name	GDS Contract
Purpose of contract	General
Contract start date	01/04/2006
Contract end date	

16/17 Contracted general activity (UDA)	9,500
Carry forward general activity (UDA)	0
16/17 Contracted orthodontic activity (UOA)	0
Carry forward orthodontic activity (UOA)	0
Baseline contract value	£251,067.65

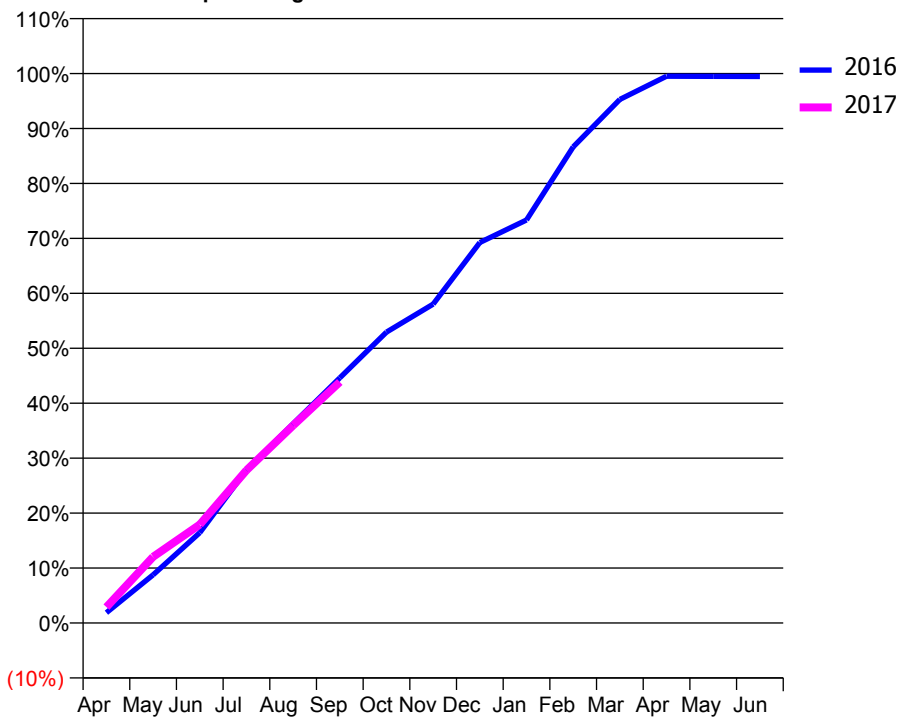
ACCESS*

Patients seen in 24 months	Total	Change since previous quarter
Quarter ending September 2015	3,442	
Quarter ending December 2015	3,444	→
Quarter ending March 2016	3,507	→
Quarter ending June 2016	3,464	↓
Quarter ending September 2016	3,454	→
Variance since September 2015	0.3%	→



ACTIVITY

Cumulative percentage of contracted UDA delivered 2016 & 2017



Month	Adjusted Scheduled Activity (UDA)	
	2016	2017
April	178	276
May	833	1,145
June	1,562	1,704
July	2,645	2,641
August	3,445	3,414
September	4,238	4,166
October	5,029	
November	5,514	
December	6,578	
January	6,967	
February	8,230	
March	9,052	
April	9,452	
May	9,451	
June	9,448	

QUALITY

	Quantity	Base Number	Contract	AT	Region	England
% of FP17s for the same patient ID Re-attending within 3 months - Children	36	594	6.1%	10.7%	12.0%	12.4%
% of FP17s for the same patient ID Re-attending within 3 months - Adults	192	1,506	12.7%	15.2%	15.9%	16.7%
% of FP17s for the same patient ID Re-attending between 3 & 9 months - Children	348	594	58.6%	55.3%	58.6%	57.4%
% of FP17s for the same patient ID Re-attending between 3 & 9 months - Adults	681	1,506	45.2%	48.8%	51.6%	50.5%
% of FP17s for Band 1 Urgent Courses	175	1,948	9.0%	8.4%	8.0%	9.1%
% of FP17s Relating to Free Repair or Replacements	17	1,948	0.9%	0.8%	0.8%	0.8%
% of FP17s Relating to Continuations	9	1,948	0.5%	1.1%	1.3%	1.3%
% of Patients satisfied with the dentistry they have received	8	9	N/A	93.9%	93.1%	93.2%
% of Patients satisfied with the time they had to wait for an appointment	8	9	N/A	90.7%	89.1%	89.0%

* This is based on patients treated on this contract for their most recent course of treatment. Figures in italics indicate the base number of FP17s or Patient Questionnaire responses are less than 100. N/A is shown where the base number of responses is less than 10 during the period. % is calculated as Quantity/Base number*100

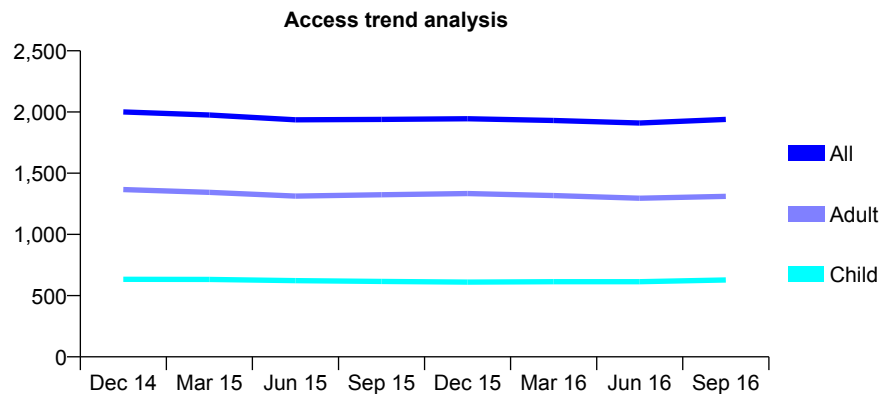
Q57 - Vital Signs At a Glance Contract Report for 764922/0001 - September 2016

Name or company name	MR J GREGORY
Contract type name	GDS Contract
Purpose of contract	General
Contract start date	01/04/2006
Contract end date	

16/17 Contracted general activity (UDA)	6,000
Carry forward general activity (UDA)	-38
16/17 Contracted orthodontic activity (UOA)	0
Carry forward orthodontic activity (UOA)	0
Baseline contract value	£152,701.18

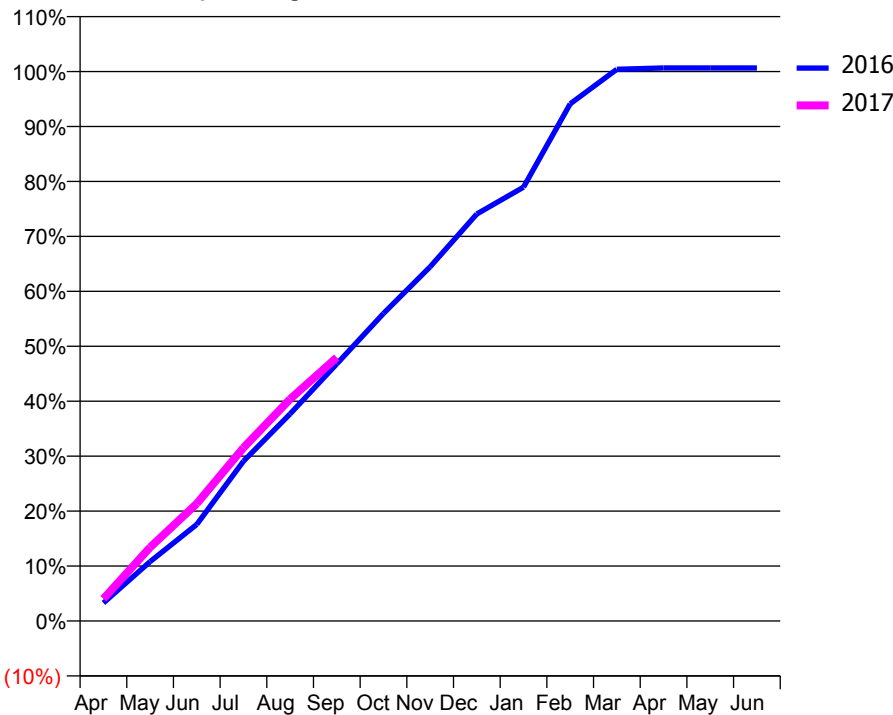
ACCESS*

Patients seen in 24 months	Total	Change since previous quarter
Quarter ending September 2015	1,940	
Quarter ending December 2015	1,945	→
Quarter ending March 2016	1,931	→
Quarter ending June 2016	1,910	↓
Quarter ending September 2016	1,939	→
Variance since September 2015	(0.1%)	→



ACTIVITY

Cumulative percentage of contracted UDA delivered 2016 & 2017



Month	Adjusted Scheduled Activity (UDA)	
	2016	2017
April	197	243
May	648	804
June	1,054	1,282
July	1,745	1,892
August	2,262	2,424
September	2,809	2,878
October	3,358	
November	3,869	
December	4,444	
January	4,737	
February	5,647	
March	6,024	
April	6,038	
May	6,038	
June	6,038	

QUALITY

	Quantity	Base Number	Contract	AT	Region	England
% of FP17s for the same patient ID Re-attending within 3 months - Children	30	542	5.5%	10.7%	12.0%	12.4%
% of FP17s for the same patient ID Re-attending within 3 months - Adults	137	1,043	13.1%	15.2%	15.9%	16.7%
% of FP17s for the same patient ID Re-attending between 3 & 9 months - Children	359	542	66.2%	55.3%	58.6%	57.4%
% of FP17s for the same patient ID Re-attending between 3 & 9 months - Adults	667	1,043	64.0%	48.8%	51.6%	50.5%
% of FP17s for Band 1 Urgent Courses	57	1,574	3.6%	8.4%	8.0%	9.1%
% of FP17s Relating to Free Repair or Replacements	14	1,574	0.9%	0.8%	0.8%	0.8%
% of FP17s Relating to Continuations	9	1,574	0.6%	1.1%	1.3%	1.3%
% of Patients satisfied with the dentistry they have received	2	2	N/A	93.9%	93.1%	93.2%
% of Patients satisfied with the time they had to wait for an appointment	2	2	N/A	90.7%	89.1%	89.0%

* This is based on patients treated on this contract for their most recent course of treatment. Figures in italics indicate the base number of FP17s or Patient Questionnaire responses are less than 100. N/A is shown where the base number of responses is less than 10 during the period. % is calculated as Quantity/Base number*100

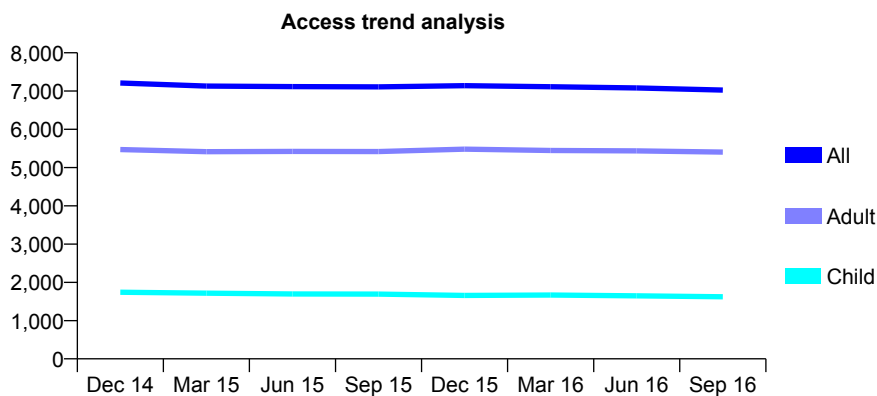
Q57 - Vital Signs At a Glance Contract Report for 768251/0002 - September 2016

Name or company name	MR AM MANUELSSON
Contract type name	GDS Contract
Purpose of contract	General
Contract start date	01/04/2006
Contract end date	

16/17 Contracted general activity (UDA)	26,838
Carry forward general activity (UDA)	0
16/17 Contracted orthodontic activity (UOA)	0
Carry forward orthodontic activity (UOA)	0
Baseline contract value	£753,402.15

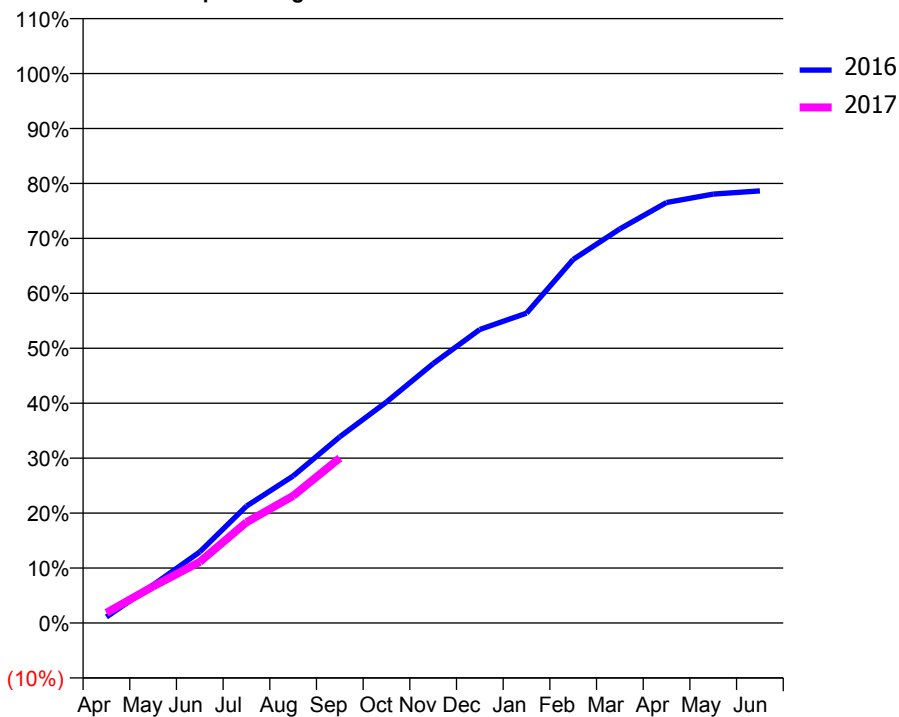
ACCESS*

Patients seen in 24 months	Total	Change since previous quarter
Quarter ending September 2015	7,111	
Quarter ending December 2015	7,141	→
Quarter ending March 2016	7,112	→
Quarter ending June 2016	7,082	→
Quarter ending September 2016	7,027	→
Variance since September 2015	(1.2%)	↓



ACTIVITY

Cumulative percentage of contracted UDA delivered 2016 & 2017



Month	Adjusted Scheduled Activity (UDA)	
	2016	2017
April	297	495
May	1,861	1,789
June	3,474	2,987
July	5,710	4,917
August	7,179	6,208
September	9,094	8,061
October	10,794	
November	12,672	
December	14,336	
January	15,132	
February	17,755	
March	19,251	
April	20,536	
May	20,947	
June	21,105	

QUALITY

	Quantity	Base Number	Contract	AT	Region	England
% of FP17s for the same patient ID Re-attending within 3 months - Children	61	1,009	6.0%	10.7%	12.0%	12.4%
% of FP17s for the same patient ID Re-attending within 3 months - Adults	271	3,041	8.9%	15.2%	15.9%	16.7%
% of FP17s for the same patient ID Re-attending between 3 & 9 months - Children	458	1,009	45.4%	55.3%	58.6%	57.4%
% of FP17s for the same patient ID Re-attending between 3 & 9 months - Adults	1,365	3,041	44.9%	48.8%	51.6%	50.5%
% of FP17s for Band 1 Urgent Courses	139	3,526	3.9%	8.4%	8.0%	9.1%
% of FP17s Relating to Free Repair or Replacements	4	3,526	0.1%	0.8%	0.8%	0.8%
% of FP17s Relating to Continuations	69	3,526	2.0%	1.1%	1.3%	1.3%
% of Patients satisfied with the dentistry they have received	9	10	90.0%	93.9%	93.1%	93.2%
% of Patients satisfied with the time they had to wait for an appointment	9	10	90.0%	90.7%	89.1%	89.0%

* This is based on patients treated on this contract for their most recent course of treatment. Figures in italics indicate the base number of FP17s or Patient Questionnaire responses are less than 100. N/A is shown where the base number of responses is less than 10 during the period. % is calculated as Quantity/Base number*100

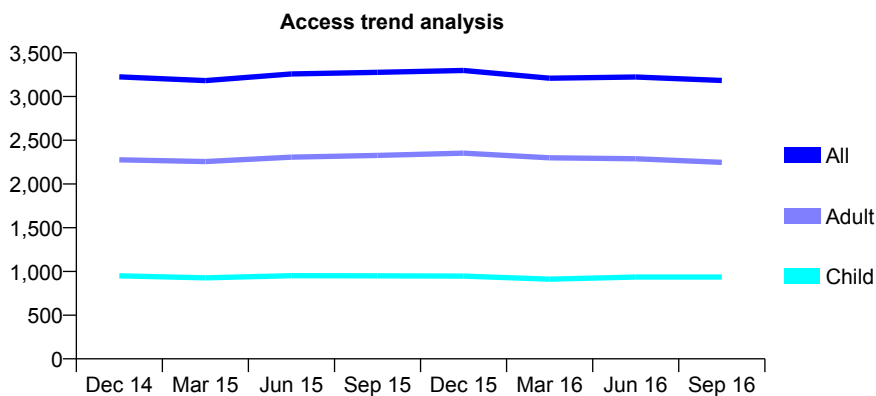
Q57 - Vital Signs At a Glance Contract Report for 776068/0001 - September 2016

Name or company name	MR OO AWOLOLA
Contract type name	GDS Contract
Purpose of contract	General
Contract start date	14/09/2007
Contract end date	

16/17 Contracted general activity (UDA)	8,551
Carry forward general activity (UDA)	0
16/17 Contracted orthodontic activity (UOA)	0
Carry forward orthodontic activity (UOA)	0
Baseline contract value	£202,579.61

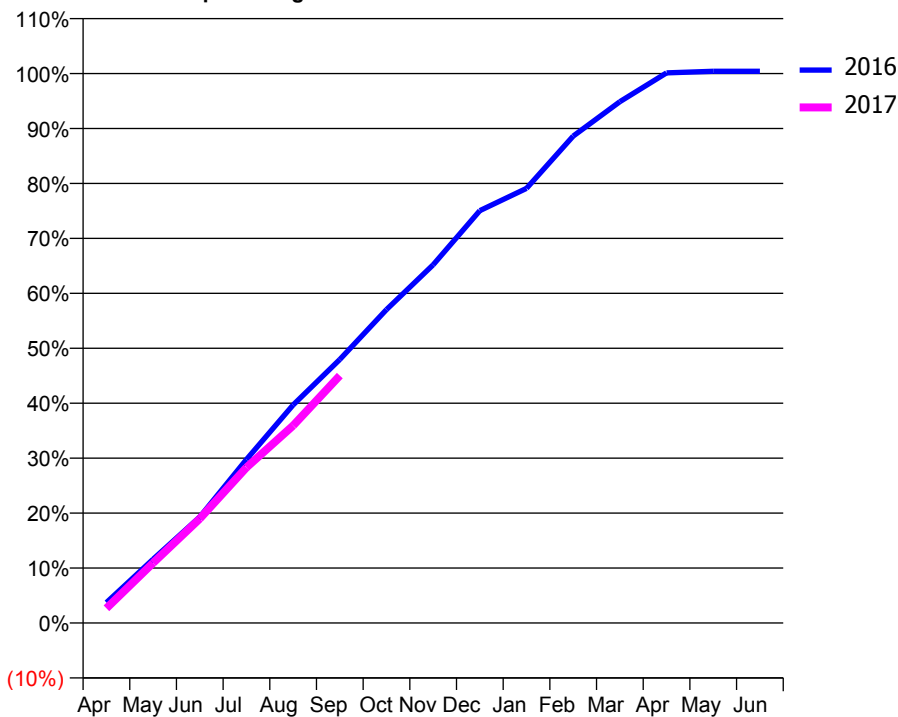
ACCESS*

Patients seen in 24 months	Total	Change since previous quarter
Quarter ending September 2015	3,277	
Quarter ending December 2015	3,298	→
Quarter ending March 2016	3,210	↓
Quarter ending June 2016	3,223	→
Quarter ending September 2016	3,183	↓
Variance since September 2015	(2.9%)	↓



ACTIVITY

Cumulative percentage of contracted UDA delivered 2016 & 2017



Month	Adjusted Scheduled Activity (UDA)	
	2016	2017
April	318	230
May	993	935
June	1,651	1,623
July	2,544	2,420
August	3,393	3,072
September	4,100	3,850
October	4,878	
November	5,575	
December	6,417	
January	6,764	
February	7,576	
March	8,113	
April	8,560	
May	8,585	
June	8,585	

QUALITY

	Quantity	Base Number	Contract	AT	Region	England
% of FP17s for the same patient ID Re-attending within 3 months - Children	28	747	3.7%	10.7%	12.0%	12.4%
% of FP17s for the same patient ID Re-attending within 3 months - Adults	167	1,575	10.6%	15.2%	15.9%	16.7%
% of FP17s for the same patient ID Re-attending between 3 & 9 months - Children	396	747	53.0%	55.3%	58.6%	57.4%
% of FP17s for the same patient ID Re-attending between 3 & 9 months - Adults	858	1,575	54.5%	48.8%	51.6%	50.5%
% of FP17s for Band 1 Urgent Courses	118	2,095	5.6%	8.4%	8.0%	9.1%
% of FP17s Relating to Free Repair or Replacements	3	2,095	0.1%	0.8%	0.8%	0.8%
% of FP17s Relating to Continuations	2	2,095	0.1%	1.1%	1.3%	1.3%
% of Patients satisfied with the dentistry they have received	1	1	N/A	93.9%	93.1%	93.2%
% of Patients satisfied with the time they had to wait for an appointment	1	1	N/A	90.7%	89.1%	89.0%

* This is based on patients treated on this contract for their most recent course of treatment. Figures in italics indicate the base number of FP17s or Patient Questionnaire responses are less than 100. N/A is shown where the base number of responses is less than 10 during the period. % is calculated as Quantity/Base number*100

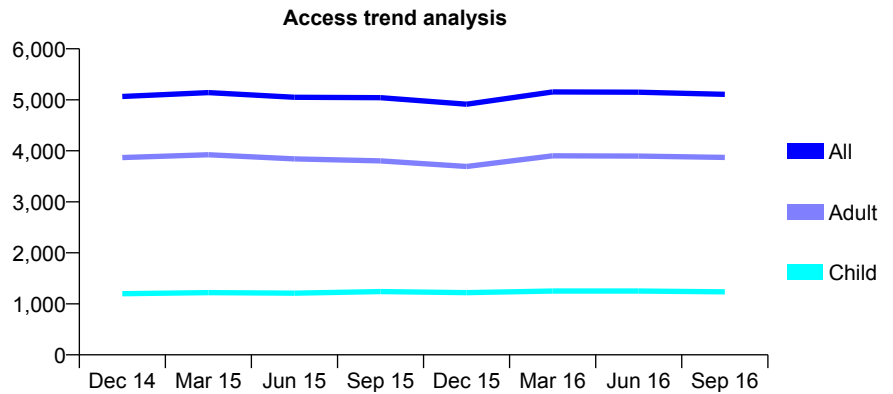
Q57 - Vital Signs At a Glance Contract Report for 781975/0001 - September 2016

Name or company name	MR O AWOLESI
Contract type name	GDS Contract
Purpose of contract	General
Contract start date	01/04/2006
Contract end date	

16/17 Contracted general activity (UDA)	11,500
Carry forward general activity (UDA)	-230
16/17 Contracted orthodontic activity (UOA)	0
Carry forward orthodontic activity (UOA)	0
Baseline contract value	£345,928.64

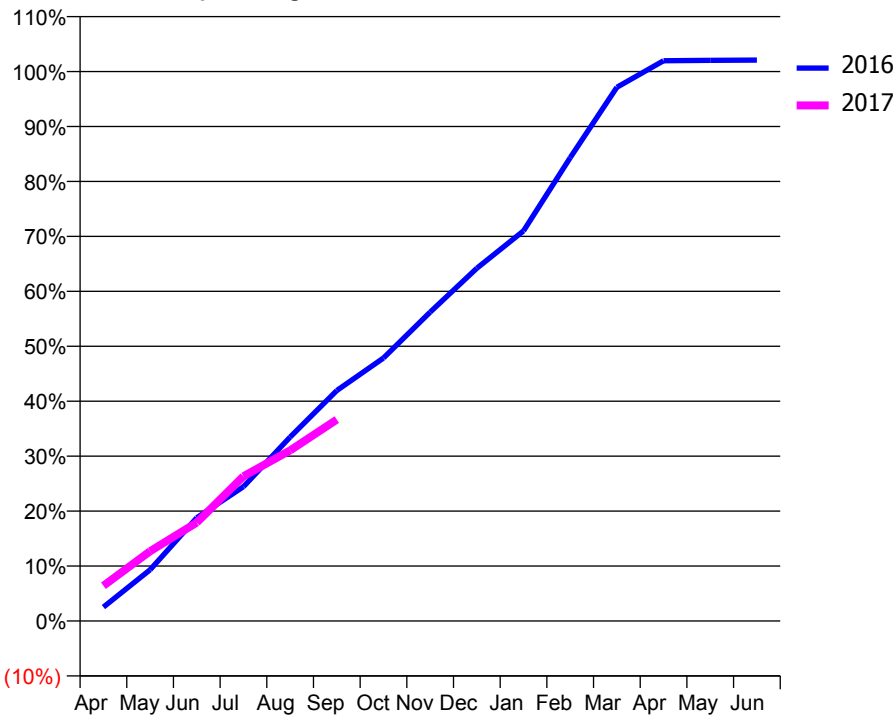
ACCESS*

Patients seen in 24 months	Total	Change since previous quarter
Quarter ending September 2015	5,042	
Quarter ending December 2015	4,913	↓
Quarter ending March 2016	5,153	↑
Quarter ending June 2016	5,150	→
Quarter ending September 2016	5,106	→
Variance since September 2015	1.3%	→



ACTIVITY

Cumulative percentage of contracted UDA delivered 2016 & 2017



Month	Adjusted Scheduled Activity (UDA)	
	2016	2017
April	292	737
May	1,073	1,461
June	2,162	2,060
July	2,812	3,030
August	3,850	3,569
September	4,825	4,215
October	5,504	
November	6,465	
December	7,381	
January	8,164	
February	9,696	
March	11,170	
April	11,724	
May	11,733	
June	11,739	

QUALITY

	Quantity	Base Number	Contract	AT	Region	England
% of FP17s for the same patient ID Re-attending within 3 months - Children	68	833	8.2%	10.7%	12.0%	12.4%
% of FP17s for the same patient ID Re-attending within 3 months - Adults	212	1,725	12.3%	15.2%	15.9%	16.7%
% of FP17s for the same patient ID Re-attending between 3 & 9 months - Children	473	833	56.8%	55.3%	58.6%	57.4%
% of FP17s for the same patient ID Re-attending between 3 & 9 months - Adults	727	1,725	42.1%	48.8%	51.6%	50.5%
% of FP17s for Band 1 Urgent Courses	133	1,704	7.8%	8.4%	8.0%	9.1%
% of FP17s Relating to Free Repair or Replacements	30	1,704	1.8%	0.8%	0.8%	0.8%
% of FP17s Relating to Continuations	13	1,704	0.8%	1.1%	1.3%	1.3%
% of Patients satisfied with the dentistry they have received	5	5	N/A	93.9%	93.1%	93.2%
% of Patients satisfied with the time they had to wait for an appointment	5	5	N/A	90.7%	89.1%	89.0%

* This is based on patients treated on this contract for their most recent course of treatment. Figures in italics indicate the base number of FP17s or Patient Questionnaire responses are less than 100. N/A is shown where the base number of responses is less than 10 during the period. % is calculated as Quantity/Base number*100

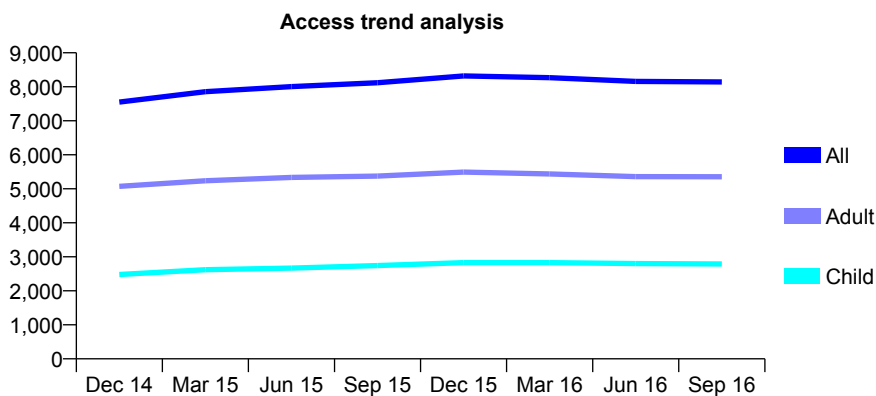
Q57 - Vital Signs At a Glance Contract Report for 787396/0001 - September 2016

Name or company name	MRS SS PATEL
Contract type name	GDS Contract
Purpose of contract	General
Contract start date	01/07/2008
Contract end date	

16/17 Contracted general activity (UDA)	22,000
Carry forward general activity (UDA)	0
16/17 Contracted orthodontic activity (UOA)	0
Carry forward orthodontic activity (UOA)	0
Baseline contract value	£512,476.09

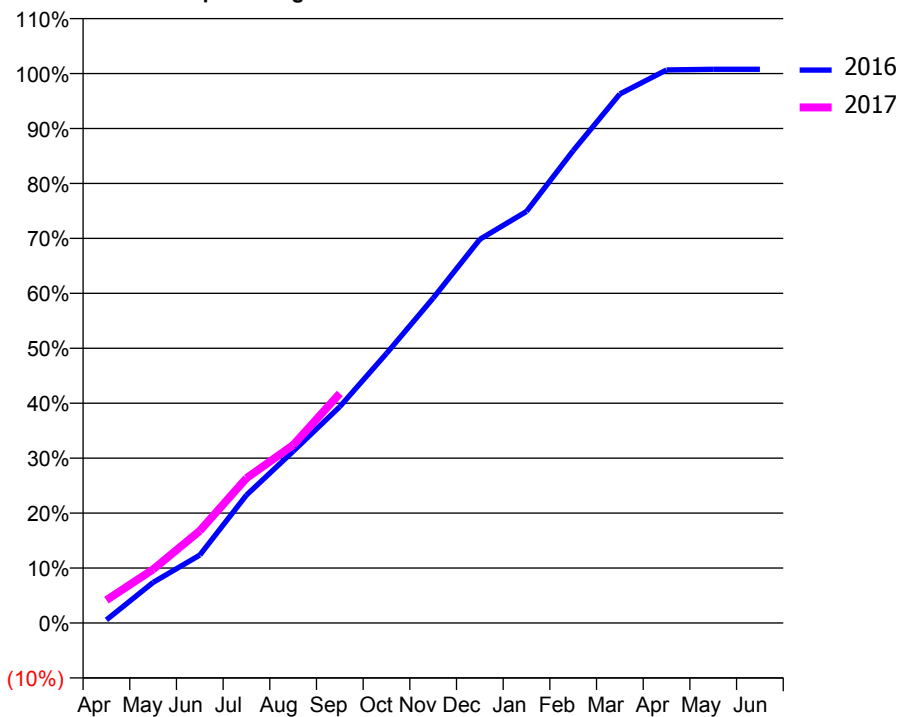
ACCESS*

Patients seen in 24 months	Total	Change since previous quarter
Quarter ending September 2015	8,118	
Quarter ending December 2015	8,321	↑
Quarter ending March 2016	8,268	→
Quarter ending June 2016	8,159	↓
Quarter ending September 2016	8,145	→
Variance since September 2015	0.3%	→



ACTIVITY

Cumulative percentage of contracted UDA delivered 2016 & 2017



Month	Adjusted Scheduled Activity (UDA)	
	2016	2017
April	126	914
May	1,627	2,151
June	2,721	3,692
July	5,122	5,801
August	6,873	7,123
September	8,663	9,193
October	10,792	
November	13,007	
December	15,363	
January	16,479	
February	18,911	
March	21,179	
April	22,145	
May	22,168	
June	22,168	

QUALITY

	Quantity	Base Number	Contract	AT	Region	England
% of FP17s for the same patient ID Re-attending within 3 months - Children	151	1,631	9.3%	10.7%	12.0%	12.4%
% of FP17s for the same patient ID Re-attending within 3 months - Adults	469	3,007	15.6%	15.2%	15.9%	16.7%
% of FP17s for the same patient ID Re-attending between 3 & 9 months - Children	934	1,631	57.3%	55.3%	58.6%	57.4%
% of FP17s for the same patient ID Re-attending between 3 & 9 months - Adults	1,492	3,007	49.6%	48.8%	51.6%	50.5%
% of FP17s for Band 1 Urgent Courses	529	4,144	12.8%	8.4%	8.0%	9.1%
% of FP17s Relating to Free Repair or Replacements	15	4,144	0.4%	0.8%	0.8%	0.8%
% of FP17s Relating to Continuations	3	4,144	0.1%	1.1%	1.3%	1.3%
% of Patients satisfied with the dentistry they have received	1	1	N/A	93.9%	93.1%	93.2%
% of Patients satisfied with the time they had to wait for an appointment	0	1	N/A	90.7%	89.1%	89.0%

* This is based on patients treated on this contract for their most recent course of treatment. Figures in italics indicate the base number of FP17s or Patient Questionnaire responses are less than 100. N/A is shown where the base number of responses is less than 10 during the period. % is calculated as Quantity/Base number*100

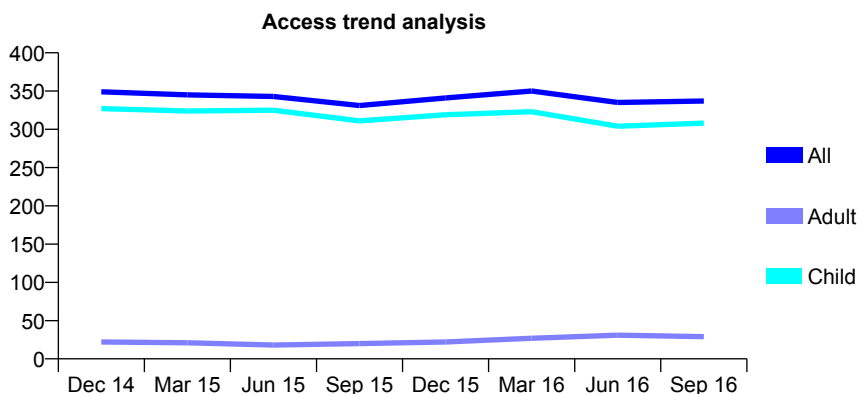
Q57 - Vital Signs At a Glance Contract Report for 807729/0001 - September 2016

Name or company name	MR PL ISAACS
Contract type name	GDS Contract
Purpose of contract	General
Contract start date	01/04/2006
Contract end date	

16/17 Contracted general activity (UDA)	489
Carry forward general activity (UDA)	0
16/17 Contracted orthodontic activity (UOA)	0
Carry forward orthodontic activity (UOA)	0
Baseline contract value	£12,106.80

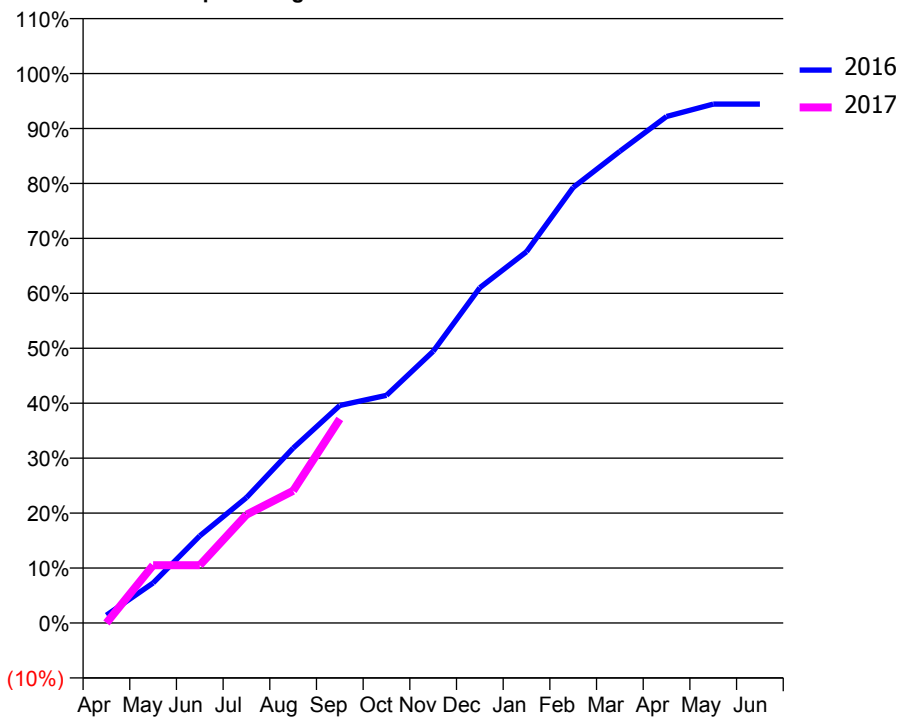
ACCESS*

Patients seen in 24 months	Total	Change since previous quarter
Quarter ending September 2015	331	
Quarter ending December 2015	341	↑
Quarter ending March 2016	350	↑
Quarter ending June 2016	335	↓
Quarter ending September 2016	337	→
Variance since September 2015	1.8%	→



ACTIVITY

Cumulative percentage of contracted UDA delivered 2016 & 2017



Adjusted Scheduled Activity (UDA)

Month	2016	2017
April	7	0
May	36	51
June	78	51
July	112	96
August	156	118
September	194	182
October	203	
November	242	
December	298	
January	330	
February	388	
March	420	
April	451	
May	462	
June	462	

QUALITY

	Quantity	Base Number	Contract	AT	Region	England
% of FP17s for the same patient ID Re-attending within 3 months - Children	11	152	7.2%	10.7%	12.0%	12.4%
% of FP17s for the same patient ID Re-attending within 3 months - Adults	1	7	14.3%	15.2%	15.9%	16.7%
% of FP17s for the same patient ID Re-attending between 3 & 9 months - Children	18	152	11.8%	55.3%	58.6%	57.4%
% of FP17s for the same patient ID Re-attending between 3 & 9 months - Adults	0	7	0.0%	48.8%	51.6%	50.5%
% of FP17s for Band 1 Urgent Courses	3	125	2.4%	8.4%	8.0%	9.1%
% of FP17s Relating to Free Repair or Replacements	0	125	0.0%	0.8%	0.8%	0.8%
% of FP17s Relating to Continuations	0	125	0.0%	1.1%	1.3%	1.3%
% of Patients satisfied with the dentistry they have received	0	0	N/A	93.9%	93.1%	93.2%
% of Patients satisfied with the time they had to wait for an appointment	0	0	N/A	90.7%	89.1%	89.0%

* This is based on patients treated on this contract for their most recent course of treatment. Figures in italics indicate the base number of FP17s or Patient Questionnaire responses are less than 100. N/A is shown where the base number of responses is less than 10 during the period. % is calculated as Quantity/Base number*100

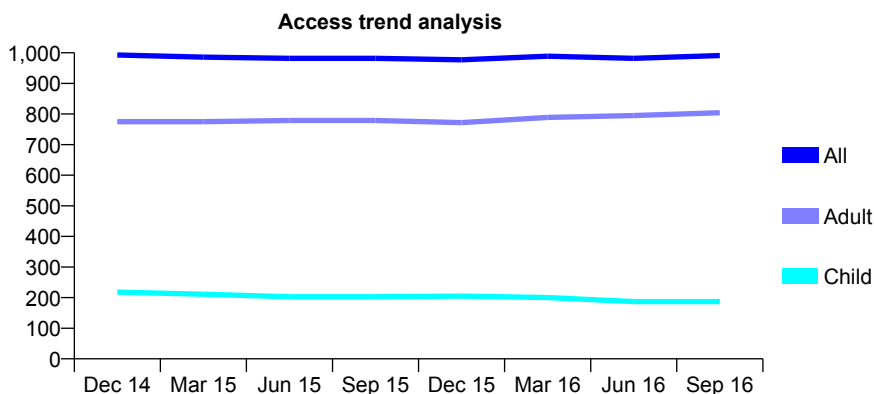
Q57 - Vital Signs At a Glance Contract Report for 812587/0001 - September 2016

Name or company name	MR JB PEEK
Contract type name	GDS Contract
Purpose of contract	General
Contract start date	01/04/2006
Contract end date	

16/17 Contracted general activity (UDA)	5,014
Carry forward general activity (UDA)	0
16/17 Contracted orthodontic activity (UOA)	0
Carry forward orthodontic activity (UOA)	0
Baseline contract value	£131,678.41

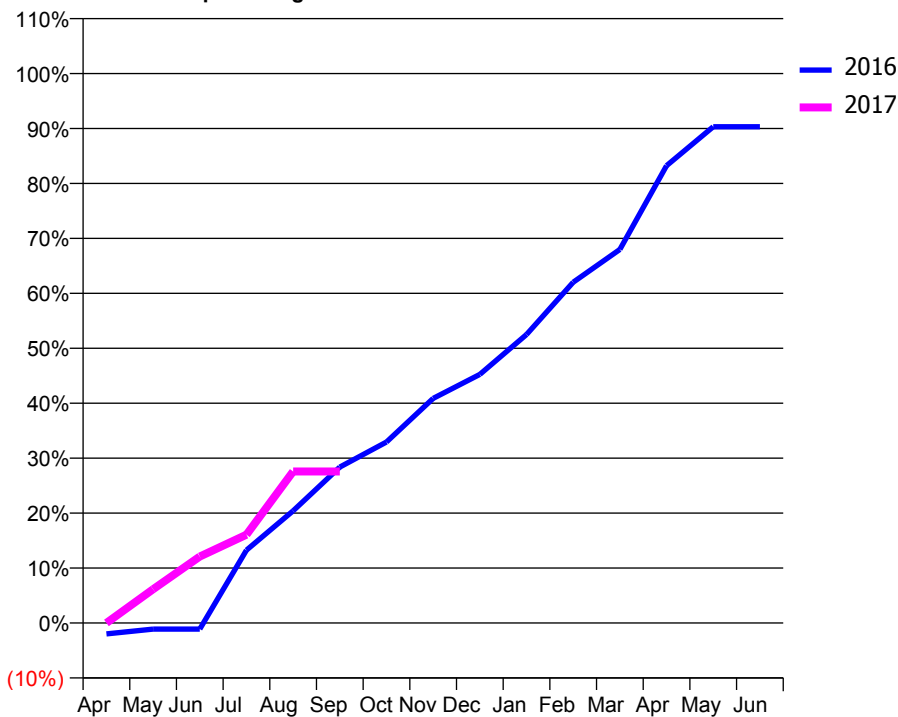
ACCESS*

Patients seen in 24 months	Total	Change since previous quarter
Quarter ending September 2015	982	
Quarter ending December 2015	977	→
Quarter ending March 2016	989	→
Quarter ending June 2016	982	→
Quarter ending September 2016	991	→
Variance since September 2015	0.9%	→



ACTIVITY

Cumulative percentage of contracted UDA delivered 2016 & 2017



Adjusted Scheduled Activity (UDA)

Month	2016	2017
April	-100	0
May	-56	309
June	-56	606
July	664	806
August	1,024	1,383
September	1,423	1,383
October	1,652	
November	2,049	
December	2,268	
January	2,633	
February	3,110	
March	3,409	
April	4,173	
May	4,528	
June	4,528	

QUALITY

	Quantity	Base Number	Contract	AT	Region	England
% of FP17s for the same patient ID Re-attending within 3 months - Children	17	139	12.2%	10.7%	12.0%	12.4%
% of FP17s for the same patient ID Re-attending within 3 months - Adults	141	645	21.9%	15.2%	15.9%	16.7%
% of FP17s for the same patient ID Re-attending between 3 & 9 months - Children	81	139	58.3%	55.3%	58.6%	57.4%
% of FP17s for the same patient ID Re-attending between 3 & 9 months - Adults	323	645	50.1%	48.8%	51.6%	50.5%
% of FP17s for Band 1 Urgent Courses	64	523	12.2%	8.4%	8.0%	9.1%
% of FP17s Relating to Free Repair or Replacements	3	523	0.6%	0.8%	0.8%	0.8%
% of FP17s Relating to Continuations	7	523	1.3%	1.1%	1.3%	1.3%
% of Patients satisfied with the dentistry they have received	0	0	N/A	93.9%	93.1%	93.2%
% of Patients satisfied with the time they had to wait for an appointment	0	0	N/A	90.7%	89.1%	89.0%

* This is based on patients treated on this contract for their most recent course of treatment. Figures in italics indicate the base number of FP17s or Patient Questionnaire responses are less than 100. N/A is shown where the base number of responses is less than 10 during the period. % is calculated as Quantity/Base number*100

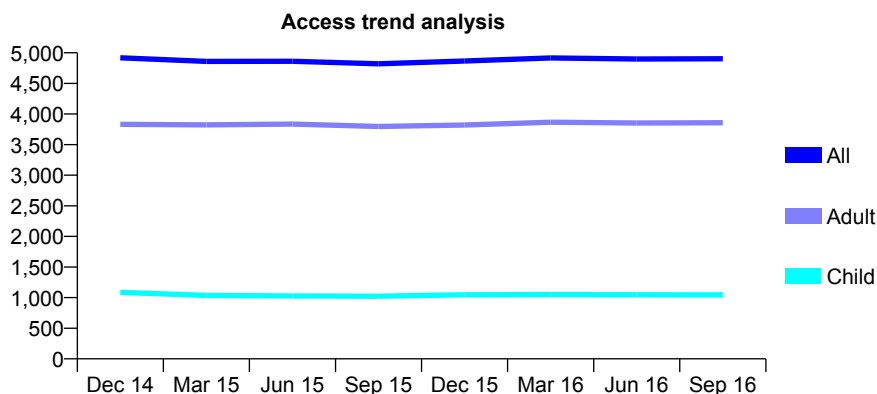
Q57 - Vital Signs At a Glance Contract Report for 822752/0001 - September 2016

Name or company name	MR JJ PATEL
Contract type name	GDS Contract
Purpose of contract	General
Contract start date	01/04/2006
Contract end date	

16/17 Contracted general activity (UDA)	17,113
Carry forward general activity (UDA)	0
16/17 Contracted orthodontic activity (UOA)	0
Carry forward orthodontic activity (UOA)	0
Baseline contract value	£437,111.83

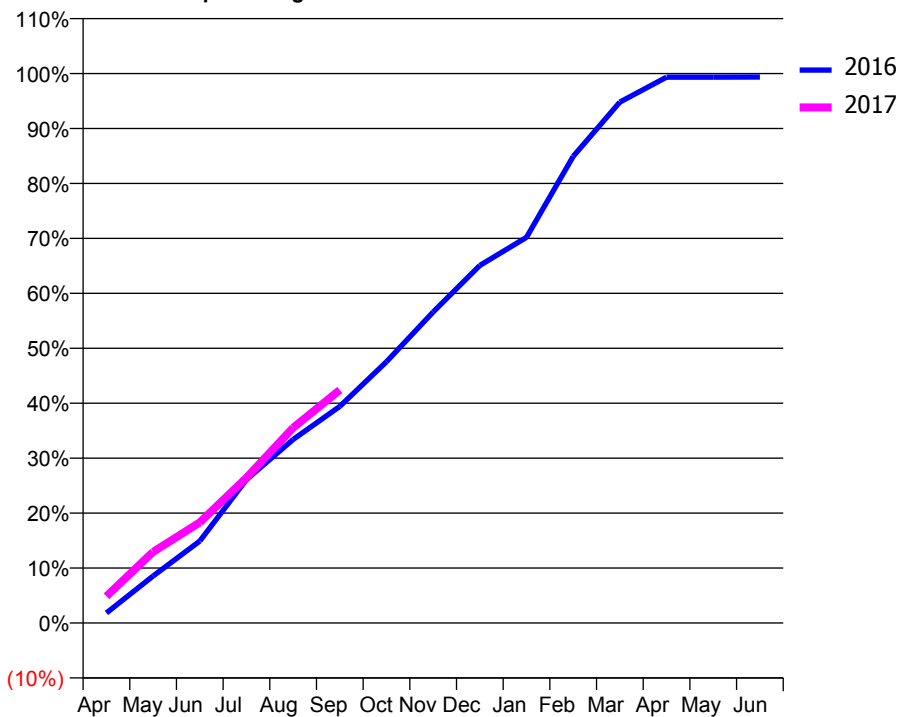
ACCESS*

Patients seen in 24 months	Total	Change since previous quarter
Quarter ending September 2015	4,820	
Quarter ending December 2015	4,866	→
Quarter ending March 2016	4,916	→
Quarter ending June 2016	4,899	→
Quarter ending September 2016	4,903	→
Variance since September 2015	1.7%	→



ACTIVITY

Cumulative percentage of contracted UDA delivered 2016 & 2017



Month	Adjusted Scheduled Activity (UDA)	
	2016	2017
April	315	834
May	1,463	2,217
June	2,551	3,132
July	4,468	4,526
August	5,718	6,081
September	6,745	7,258
October	8,136	
November	9,686	
December	11,138	
January	12,010	
February	14,532	
March	16,225	
April	17,001	
May	17,001	
June	17,002	

QUALITY

	Quantity	Base Number	Contract	AT	Region	England
% of FP17s for the same patient ID Re-attending within 3 months - Children	68	907	7.5%	10.7%	12.0%	12.4%
% of FP17s for the same patient ID Re-attending within 3 months - Adults	487	3,173	15.3%	15.2%	15.9%	16.7%
% of FP17s for the same patient ID Re-attending between 3 & 9 months - Children	674	907	74.3%	55.3%	58.6%	57.4%
% of FP17s for the same patient ID Re-attending between 3 & 9 months - Adults	2,032	3,173	64.0%	48.8%	51.6%	50.5%
% of FP17s for Band 1 Urgent Courses	191	3,789	5.0%	8.4%	8.0%	9.1%
% of FP17s Relating to Free Repair or Replacements	62	3,789	1.6%	0.8%	0.8%	0.8%
% of FP17s Relating to Continuations	75	3,789	2.0%	1.1%	1.3%	1.3%
% of Patients satisfied with the dentistry they have received	6	6	N/A	93.9%	93.1%	93.2%
% of Patients satisfied with the time they had to wait for an appointment	6	6	N/A	90.7%	89.1%	89.0%

* This is based on patients treated on this contract for their most recent course of treatment. Figures in italics indicate the base number of FP17s or Patient Questionnaire responses are less than 100. N/A is shown where the base number of responses is less than 10 during the period. % is calculated as Quantity/Base number*100

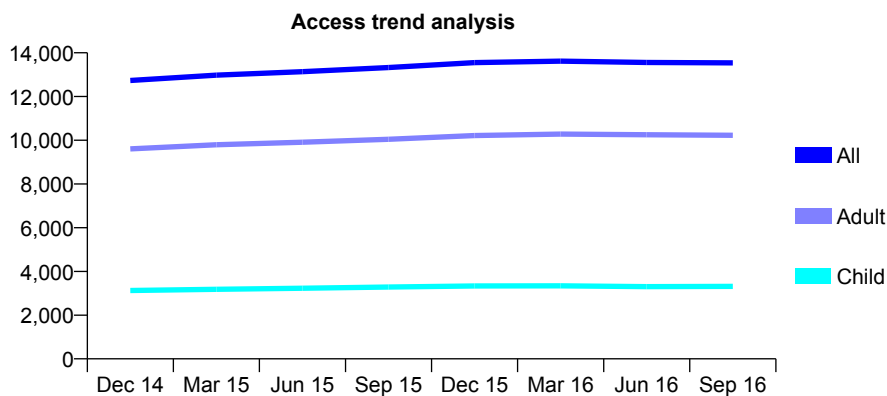
Q57 - Vital Signs At a Glance Contract Report for 825948/0007 - September 2016

Name or company name	MR JK KOTECHA
Contract type name	GDS Contract
Purpose of contract	General
Contract start date	01/02/2010
Contract end date	

16/17 Contracted general activity (UDA)	41,204
Carry forward general activity (UDA)	0
16/17 Contracted orthodontic activity (UOA)	0
Carry forward orthodontic activity (UOA)	0
Baseline contract value	£1,115,646.78

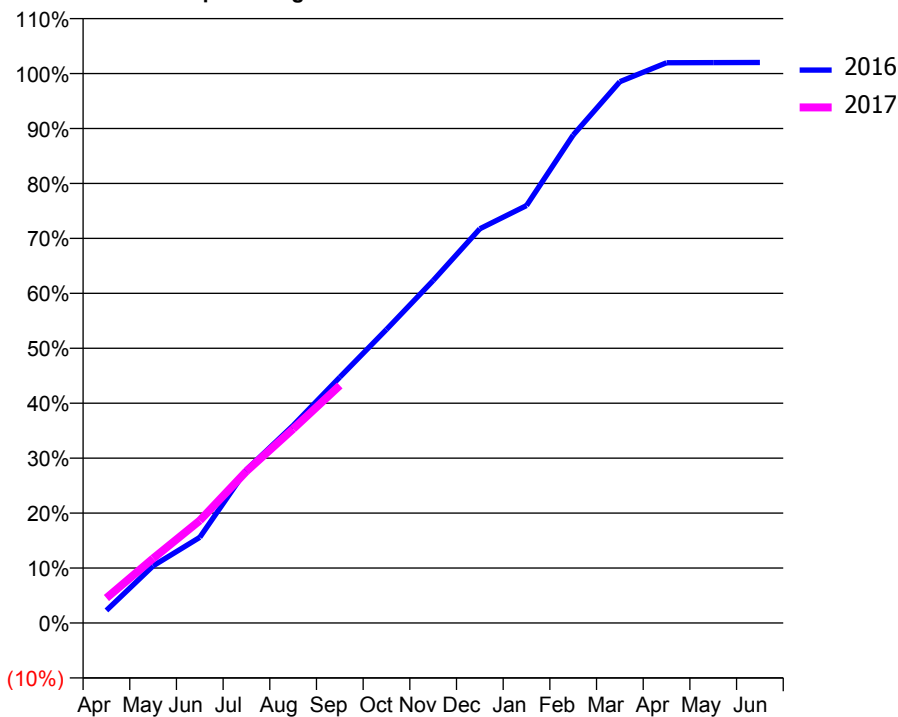
ACCESS*

Patients seen in 24 months	Total	Change since previous quarter
Quarter ending September 2015	13,326	
Quarter ending December 2015	13,551	→
Quarter ending March 2016	13,619	→
Quarter ending June 2016	13,555	→
Quarter ending September 2016	13,542	→
Variance since September 2015	1.6%	→



ACTIVITY

Cumulative percentage of contracted UDA delivered 2016 & 2017



Month	Adjusted Scheduled Activity (UDA)	
	2016	2017
April	941	1,875
May	4,287	4,840
June	6,429	7,689
July	11,492	11,382
August	14,818	14,556
September	18,436	17,809
October	22,012	
November	25,683	
December	29,563	
January	31,306	
February	36,595	
March	40,595	
April	42,006	
May	42,025	
June	42,027	

QUALITY

	Quantity	Base Number	Contract	AT	Region	England
% of FP17s for the same patient ID Re-attending within 3 months - Children	103	2,288	4.5%	10.7%	12.0%	12.4%
% of FP17s for the same patient ID Re-attending within 3 months - Adults	529	6,130	8.6%	15.2%	15.9%	16.7%
% of FP17s for the same patient ID Re-attending between 3 & 9 months - Children	1,396	2,288	61.0%	55.3%	58.6%	57.4%
% of FP17s for the same patient ID Re-attending between 3 & 9 months - Adults	3,366	6,130	54.9%	48.8%	51.6%	50.5%
% of FP17s for Band 1 Urgent Courses	407	7,887	5.2%	8.4%	8.0%	9.1%
% of FP17s Relating to Free Repair or Replacements	44	7,887	0.6%	0.8%	0.8%	0.8%
% of FP17s Relating to Continuations	30	7,887	0.4%	1.1%	1.3%	1.3%
% of Patients satisfied with the dentistry they have received	11	12	91.7%	93.9%	93.1%	93.2%
% of Patients satisfied with the time they had to wait for an appointment	11	12	91.7%	90.7%	89.1%	89.0%

* This is based on patients treated on this contract for their most recent course of treatment. Figures in italics indicate the base number of FP17s or Patient Questionnaire responses are less than 100. N/A is shown where the base number of responses is less than 10 during the period. % is calculated as Quantity/Base number*100

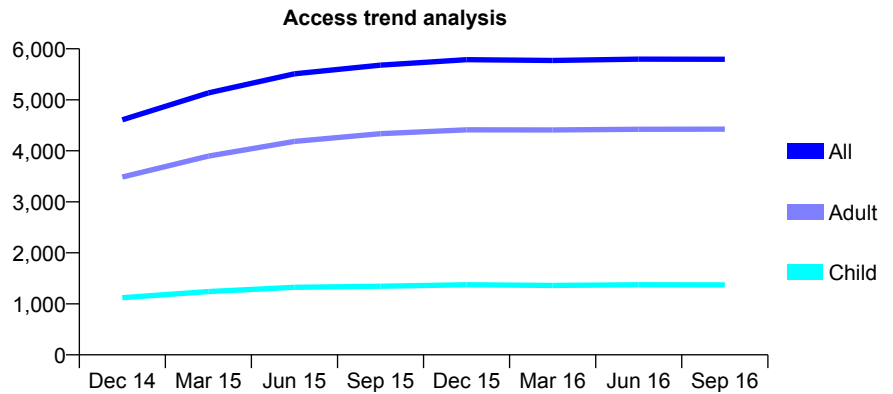
Q57 - Vital Signs At a Glance Contract Report for 825948/0011 - September 2016

Name or company name	MR JK KOTECHA
Contract type name	GDS Contract
Purpose of contract	General
Contract start date	01/07/2013
Contract end date	

16/17 Contracted general activity (UDA)	14,882
Carry forward general activity (UDA)	0
16/17 Contracted orthodontic activity (UOA)	0
Carry forward orthodontic activity (UOA)	0
Baseline contract value	£416,433.13

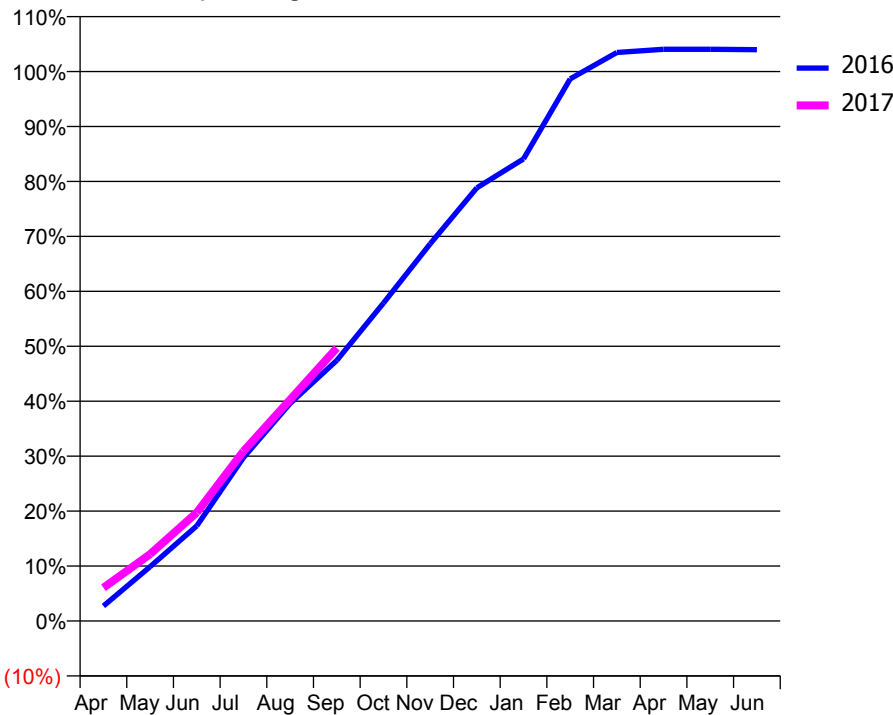
ACCESS*

Patients seen in 24 months	Total	Change since previous quarter
Quarter ending September 2015	5,680	
Quarter ending December 2015	5,787	→
Quarter ending March 2016	5,770	→
Quarter ending June 2016	5,797	→
Quarter ending September 2016	5,796	→
Variance since September 2015	2.0%	↑



ACTIVITY

Cumulative percentage of contracted UDA delivered 2016 & 2017



Month	Adjusted Scheduled Activity (UDA)	
	2016	2017
April	405	900
May	1,472	1,811
June	2,578	2,940
July	4,425	4,599
August	5,892	5,995
September	7,057	7,395
October	8,612	
November	10,216	
December	11,732	
January	12,517	
February	14,680	
March	15,399	
April	15,486	
May	15,486	
June	15,474	

QUALITY

	Quantity	Base Number	Contract	AT	Region	England
% of FP17s for the same patient ID Re-attending within 3 months - Children	47	995	4.7%	10.7%	12.0%	12.4%
% of FP17s for the same patient ID Re-attending within 3 months - Adults	182	2,845	6.4%	15.2%	15.9%	16.7%
% of FP17s for the same patient ID Re-attending between 3 & 9 months - Children	613	995	61.6%	55.3%	58.6%	57.4%
% of FP17s for the same patient ID Re-attending between 3 & 9 months - Adults	1,895	2,845	66.6%	48.8%	51.6%	50.5%
% of FP17s for Band 1 Urgent Courses	100	3,795	2.6%	8.4%	8.0%	9.1%
% of FP17s Relating to Free Repair or Replacements	57	3,795	1.5%	0.8%	0.8%	0.8%
% of FP17s Relating to Continuations	22	3,795	0.6%	1.1%	1.3%	1.3%
% of Patients satisfied with the dentistry they have received	9	10	90.0%	93.9%	93.1%	93.2%
% of Patients satisfied with the time they had to wait for an appointment	10	10	100.0%	90.7%	89.1%	89.0%

* This is based on patients treated on this contract for their most recent course of treatment. Figures in italics indicate the base number of FP17s or Patient Questionnaire responses are less than 100. N/A is shown where the base number of responses is less than 10 during the period. % is calculated as Quantity/Base number*100

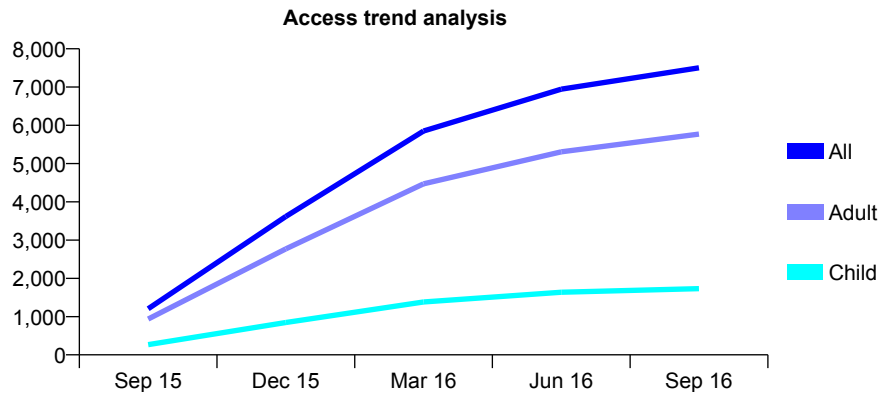
Q57 - Vital Signs At a Glance Contract Report for 825948/0012 - September 2016

Name or company name	MR JK KOTECHEA
Contract type name	GDS Contract
Purpose of contract	General
Contract start date	01/08/2015
Contract end date	

16/17 Contracted general activity (UDA)	24,905
Carry forward general activity (UDA)	0
16/17 Contracted orthodontic activity (UOA)	0
Carry forward orthodontic activity (UOA)	0
Baseline contract value	£814,825.33

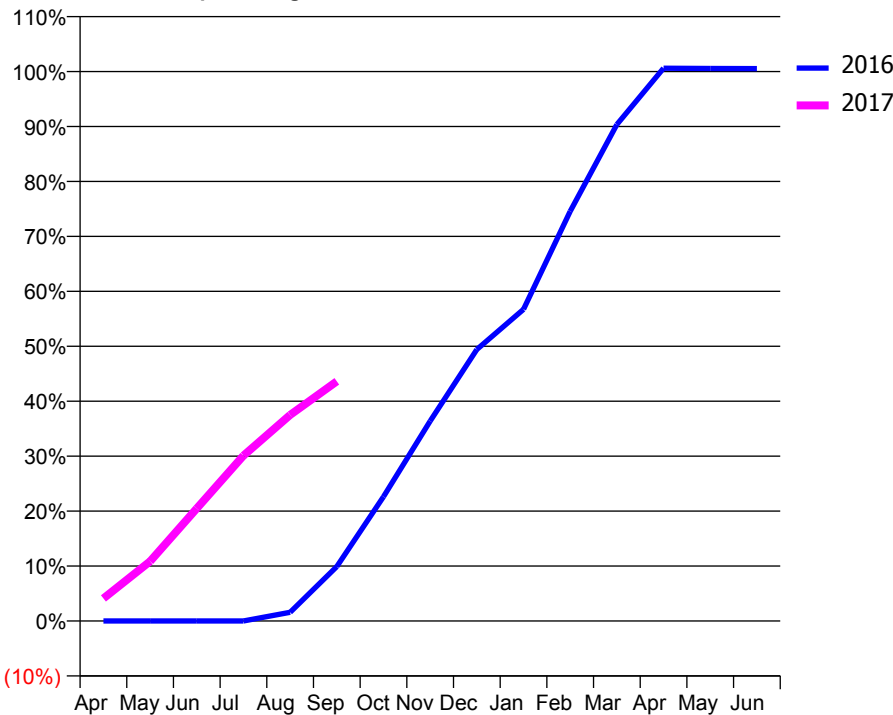
ACCESS*

Patients seen in 24 months	Total	Change since previous quarter
Quarter ending September 2015	1,204	
Quarter ending December 2015	3,617	↑
Quarter ending March 2016	5,852	↑
Quarter ending June 2016	6,944	↑
Quarter ending September 2016	7,503	↑
Variance since September 2015	523.2%	↑



ACTIVITY

Cumulative percentage of contracted UDA delivered 2016 & 2017



Month	Adjusted Scheduled Activity (UDA)	
	2016	2017
April	0	1,026
May	0	2,707
June	0	5,106
July	0	7,498
August	263	9,342
September	1,648	10,862
October	3,759	
November	6,043	
December	8,203	
January	9,419	
February	12,377	
March	15,003	
April	16,704	
May	16,694	
June	16,691	

QUALITY

	Quantity	Base Number	Contract	AT	Region	England
% of FP17s for the same patient ID Re-attending within 3 months - Children	92	1,586	5.8%	10.7%	12.0%	12.4%
% of FP17s for the same patient ID Re-attending within 3 months - Adults	477	4,510	10.6%	15.2%	15.9%	16.7%
% of FP17s for the same patient ID Re-attending between 3 & 9 months - Children	899	1,586	56.7%	55.3%	58.6%	57.4%
% of FP17s for the same patient ID Re-attending between 3 & 9 months - Adults	2,328	4,510	51.6%	48.8%	51.6%	50.5%
% of FP17s for Band 1 Urgent Courses	372	5,435	6.8%	8.4%	8.0%	9.1%
% of FP17s Relating to Free Repair or Replacements	77	5,435	1.4%	0.8%	0.8%	0.8%
% of FP17s Relating to Continuations	43	5,435	0.8%	1.1%	1.3%	1.3%
% of Patients satisfied with the dentistry they have received	17	18	94.4%	93.9%	93.1%	93.2%
% of Patients satisfied with the time they had to wait for an appointment	15	18	83.3%	90.7%	89.1%	89.0%

* This is based on patients treated on this contract for their most recent course of treatment. Figures in italics indicate the base number of FP17s or Patient Questionnaire responses are less than 100. N/A is shown where the base number of responses is less than 10 during the period. % is calculated as Quantity/Base number*100

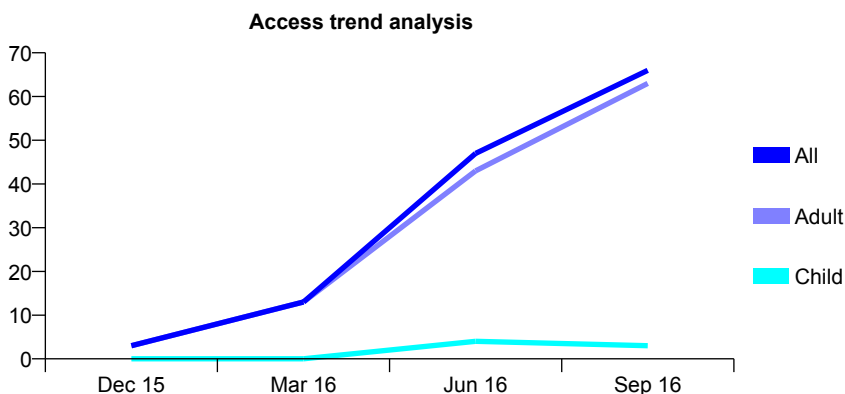
Q57 - Vital Signs At a Glance Contract Report for 831727/0004 - September 2016

Name or company name	MR HS DHAMU
Contract type name	PDS Contract
Purpose of contract	General
Contract start date	01/04/2015
Contract end date	31/03/2017

16/17 Contracted general activity (UDA)	854
Carry forward general activity (UDA)	0
16/17 Contracted orthodontic activity (UOA)	0
Carry forward orthodontic activity (UOA)	0
Baseline contract value	£26,162.40

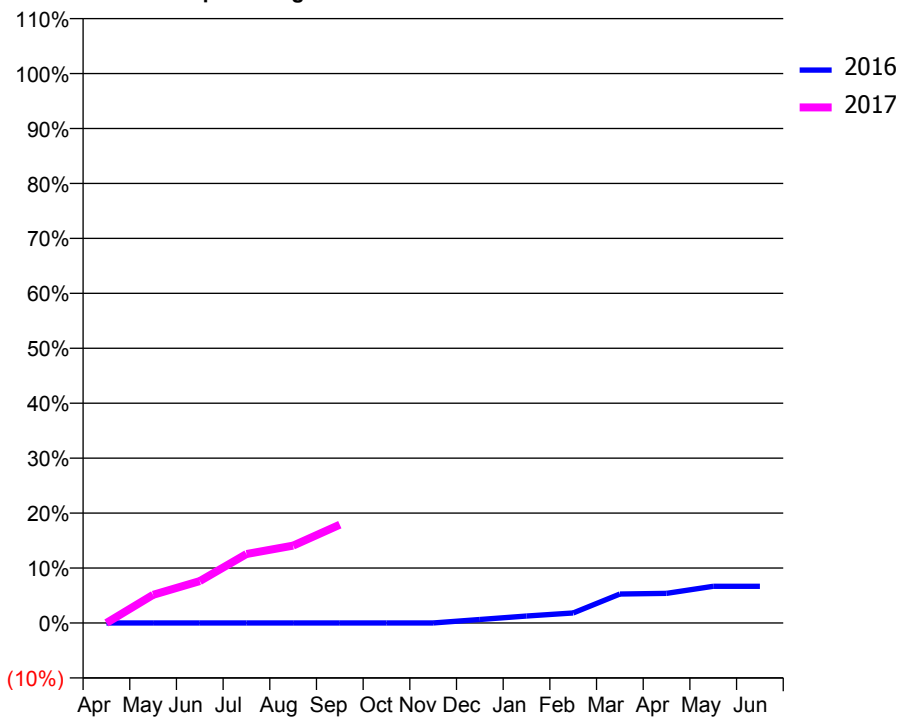
ACCESS*

Patients seen in 24 months	Total	Change since previous quarter
Quarter ending September 2015	0	
Quarter ending December 2015	3	↑
Quarter ending March 2016	13	↑
Quarter ending June 2016	47	↑
Quarter ending September 2016	66	↑
Variance since September 2015	N/A	



ACTIVITY

Cumulative percentage of contracted UDA delivered 2016 & 2017



Adjusted Scheduled Activity (UDA)

Month	2016	2017
April	0	0
May	0	44
June	0	65
July	0	107
August	0	120
September	0	153
October	0	
November	0	
December	5	
January	11	
February	16	
March	45	
April	46	
May	57	
June	57	

QUALITY

	Quantity	Base Number	Contract	AT	Region	England
% of FP17s for the same patient ID Re-attending within 3 months - Children	0	8	0.0%	10.7%	12.0%	12.4%
% of FP17s for the same patient ID Re-attending within 3 months - Adults	0	118	0.0%	15.2%	15.9%	16.7%
% of FP17s for the same patient ID Re-attending between 3 & 9 months - Children	0	8	0.0%	55.3%	58.6%	57.4%
% of FP17s for the same patient ID Re-attending between 3 & 9 months - Adults	1	118	0.8%	48.8%	51.6%	50.5%
% of FP17s for Band 1 Urgent Courses	104	116	89.7%	8.4%	8.0%	9.1%
% of FP17s Relating to Free Repair or Replacements	0	116	0.0%	0.8%	0.8%	0.8%
% of FP17s Relating to Continuations	0	116	0.0%	1.1%	1.3%	1.3%
% of Patients satisfied with the dentistry they have received	0	0	N/A	93.9%	93.1%	93.2%
% of Patients satisfied with the time they had to wait for an appointment	0	0	N/A	90.7%	89.1%	89.0%

* This is based on patients treated on this contract for their most recent course of treatment. Figures in italics indicate the base number of FP17s or Patient Questionnaire responses are less than 100. N/A is shown where the base number of responses is less than 10 during the period. % is calculated as Quantity/Base number*100

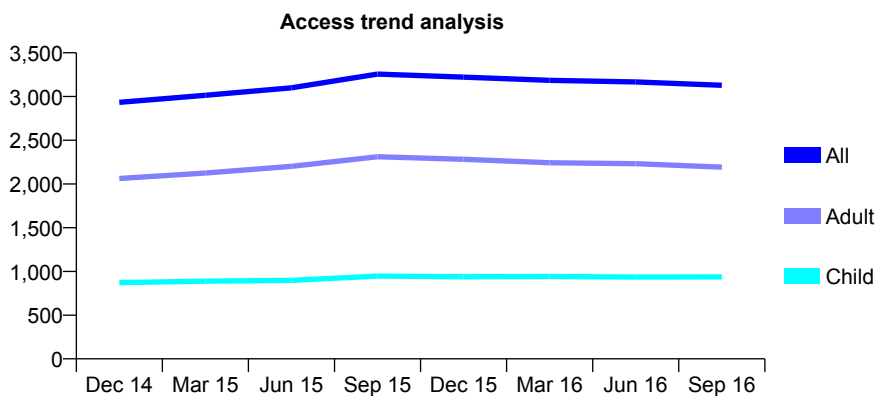
Q57 - Vital Signs At a Glance Contract Report for 843482/0001 - September 2016

Name or company name	MR D SHABAHANG
Contract type name	Pilot Contract
Purpose of contract	General
Contract start date	01/04/2006
Contract end date	

16/17 Contracted general activity (UDA)	11,447
Carry forward general activity (UDA)	0
16/17 Contracted orthodontic activity (UOA)	0
Carry forward orthodontic activity (UOA)	0
Baseline contract value	£282,805.02

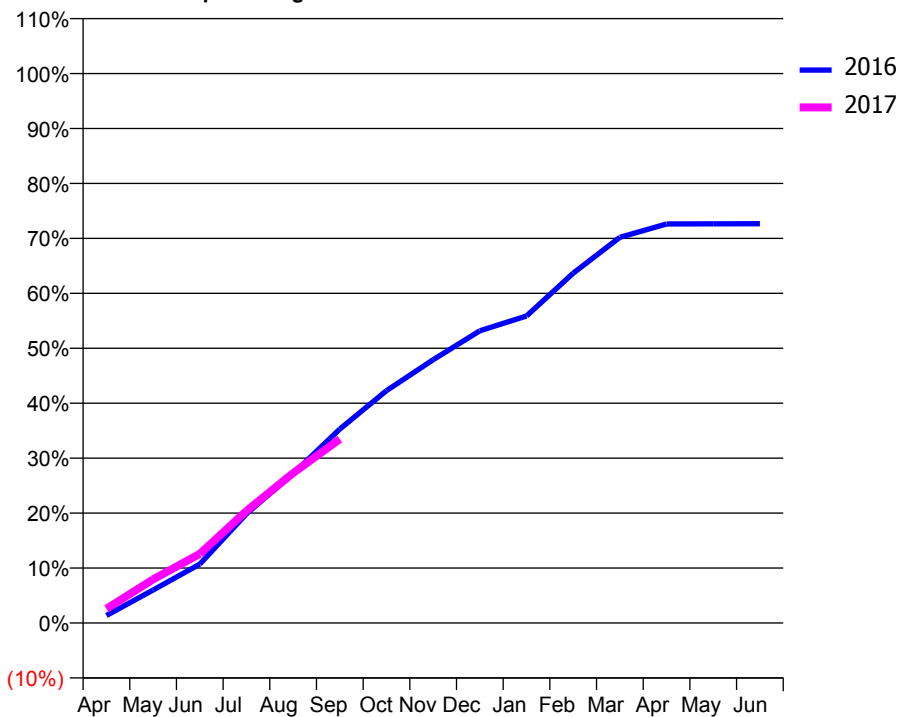
ACCESS*

Patients seen in 24 months	Total	Change since previous quarter
Quarter ending September 2015	3,257	
Quarter ending December 2015	3,222	↓
Quarter ending March 2016	3,185	↓
Quarter ending June 2016	3,167	→
Quarter ending September 2016	3,129	↓
Variance since September 2015	(3.9%)	↓



ACTIVITY

Cumulative percentage of contracted UDA delivered 2016 & 2017



Month	Adjusted Scheduled Activity (UDA)	
	2016	2017
April	158	295
May	686	909
June	1,226	1,439
July	2,273	2,336
August	3,113	3,124
September	4,039	3,831
October	4,840	
November	5,485	
December	6,088	
January	6,397	
February	7,288	
March	8,036	
April	8,313	
May	8,314	
June	8,317	

QUALITY

	Quantity	Base Number	Contract	AT	Region	England
% of FP17s for the same patient ID Re-attending within 3 months - Children	32	637	5.0%	10.7%	12.0%	12.4%
% of FP17s for the same patient ID Re-attending within 3 months - Adults	121	1,237	9.8%	15.2%	15.9%	16.7%
% of FP17s for the same patient ID Re-attending between 3 & 9 months - Children	412	637	64.7%	55.3%	58.6%	57.4%
% of FP17s for the same patient ID Re-attending between 3 & 9 months - Adults	748	1,237	60.5%	48.8%	51.6%	50.5%
% of FP17s for Band 1 Urgent Courses	52	1,690	3.1%	8.4%	8.0%	9.1%
% of FP17s Relating to Free Repair or Replacements	4	1,690	0.2%	0.8%	0.8%	0.8%
% of FP17s Relating to Continuations	3	1,690	0.2%	1.1%	1.3%	1.3%
% of Patients satisfied with the dentistry they have received	5	5	N/A	93.9%	93.1%	93.2%
% of Patients satisfied with the time they had to wait for an appointment	3	5	N/A	90.7%	89.1%	89.0%

* This is based on patients treated on this contract for their most recent course of treatment. Figures in italics indicate the base number of FP17s or Patient Questionnaire responses are less than 100. N/A is shown where the base number of responses is less than 10 during the period. % is calculated as Quantity/Base number*100

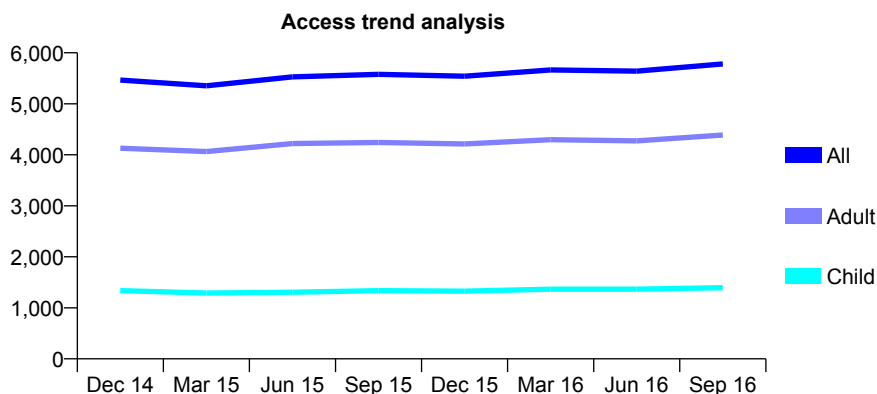
Q57 - Vital Signs At a Glance Contract Report for 843865/0001 - September 2016

Name or company name	MR S MARZBANI
Contract type name	GDS Contract
Purpose of contract	General
Contract start date	01/04/2006
Contract end date	

16/17 Contracted general activity (UDA)	14,715
Carry forward general activity (UDA)	-88
16/17 Contracted orthodontic activity (UOA)	0
Carry forward orthodontic activity (UOA)	0
Baseline contract value	£340,536.86

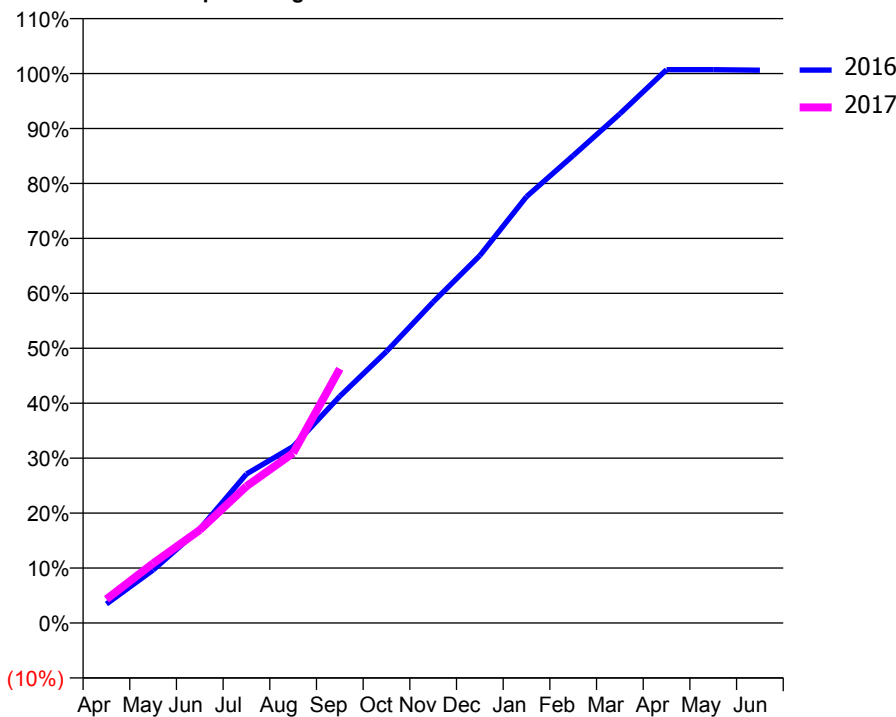
ACCESS*

Patients seen in 24 months	Total	Change since previous quarter
Quarter ending September 2015	5,578	
Quarter ending December 2015	5,540	→
Quarter ending March 2016	5,663	↑
Quarter ending June 2016	5,641	→
Quarter ending September 2016	5,782	↑
Variance since September 2015	3.7%	↑



ACTIVITY

Cumulative percentage of contracted UDA delivered 2016 & 2017



Month	Adjusted Scheduled Activity (UDA)	
	2016	2017
April	508	636
May	1,419	1,597
June	2,519	2,491
July	3,992	3,663
August	4,726	4,552
September	6,072	6,807
October	7,271	
November	8,596	
December	9,840	
January	11,420	
February	12,519	
March	13,634	
April	14,818	
May	14,818	
June	14,803	

QUALITY

	Quantity	Base Number	Contract	AT	Region	England
% of FP17s for the same patient ID Re-attending within 3 months - Children	200	1,226	16.3%	10.7%	12.0%	12.4%
% of FP17s for the same patient ID Re-attending within 3 months - Adults	296	3,101	9.5%	15.2%	15.9%	16.7%
% of FP17s for the same patient ID Re-attending between 3 & 9 months - Children	616	1,226	50.2%	55.3%	58.6%	57.4%
% of FP17s for the same patient ID Re-attending between 3 & 9 months - Adults	1,573	3,101	50.7%	48.8%	51.6%	50.5%
% of FP17s for Band 1 Urgent Courses	31	3,692	0.8%	8.4%	8.0%	9.1%
% of FP17s Relating to Free Repair or Replacements	10	3,692	0.3%	0.8%	0.8%	0.8%
% of FP17s Relating to Continuations	31	3,692	0.8%	1.1%	1.3%	1.3%
% of Patients satisfied with the dentistry they have received	6	6	N/A	93.9%	93.1%	93.2%
% of Patients satisfied with the time they had to wait for an appointment	5	6	N/A	90.7%	89.1%	89.0%

* This is based on patients treated on this contract for their most recent course of treatment. Figures in italics indicate the base number of FP17s or Patient Questionnaire responses are less than 100. N/A is shown where the base number of responses is less than 10 during the period. % is calculated as Quantity/Base number*100

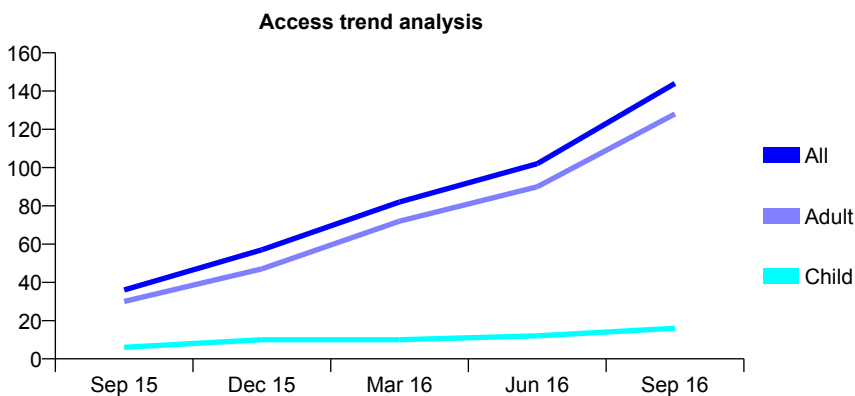
Q57 - Vital Signs At a Glance Contract Report for 846325/0001 - September 2016

Name or company name	MRS K OSSANLOO-DASTANI
Contract type name	PDS Contract
Purpose of contract	General
Contract start date	01/04/2015
Contract end date	31/03/2017

16/17 Contracted general activity (UDA)	854
Carry forward general activity (UDA)	0
16/17 Contracted orthodontic activity (UOA)	0
Carry forward orthodontic activity (UOA)	0
Baseline contract value	£26,162.40

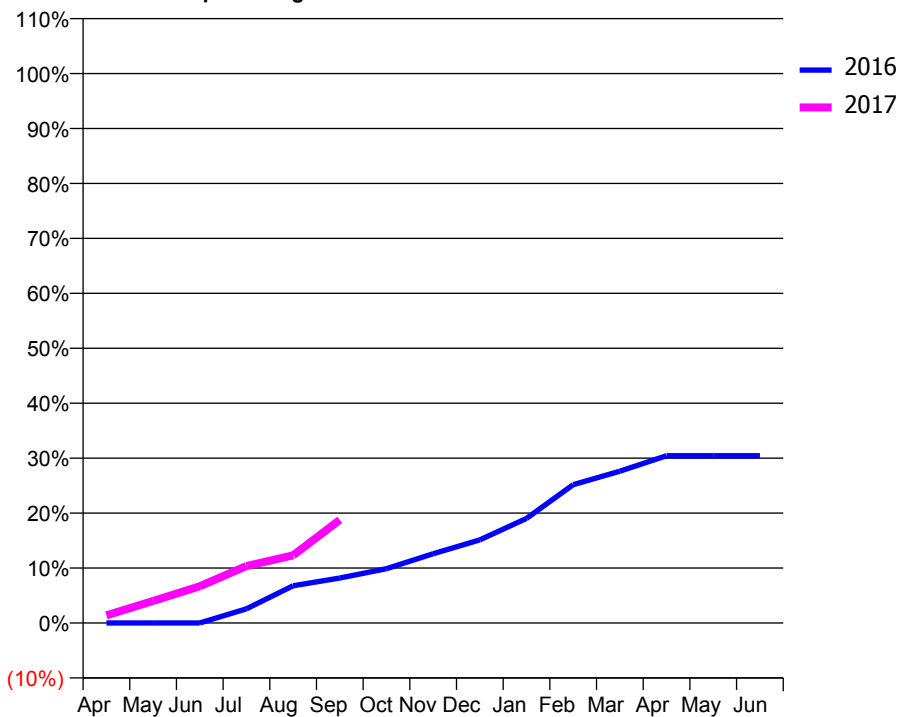
ACCESS*

Patients seen in 24 months	Total	Change since previous quarter
Quarter ending September 2015	36	
Quarter ending December 2015	57	↑
Quarter ending March 2016	82	↑
Quarter ending June 2016	102	↑
Quarter ending September 2016	144	↑
Variance since September 2015	300.0%	↑



ACTIVITY

Cumulative percentage of contracted UDA delivered 2016 & 2017



Adjusted Scheduled Activity (UDA)

Month	2016	2017
April	0	12
May	0	34
June	0	57
July	22	89
August	58	105
September	70	160
October	84	-
November	108	-
December	129	-
January	163	-
February	215	-
March	236	-
April	260	-
May	260	-
June	260	-

QUALITY

	Quantity	Base Number	Contract	AT	Region	England
% of FP17s for the same patient ID Re-attending within 3 months - Children	0	15	0.0%	10.7%	12.0%	12.4%
% of FP17s for the same patient ID Re-attending within 3 months - Adults	1	136	0.7%	15.2%	15.9%	16.7%
% of FP17s for the same patient ID Re-attending between 3 & 9 months - Children	0	15	0.0%	55.3%	58.6%	57.4%
% of FP17s for the same patient ID Re-attending between 3 & 9 months - Adults	0	136	0.0%	48.8%	51.6%	50.5%
% of FP17s for Band 1 Urgent Courses	127	131	96.9%	8.4%	8.0%	9.1%
% of FP17s Relating to Free Repair or Replacements	0	131	0.0%	0.8%	0.8%	0.8%
% of FP17s Relating to Continuations	0	131	0.0%	1.1%	1.3%	1.3%
% of Patients satisfied with the dentistry they have received	0	0	N/A	93.9%	93.1%	93.2%
% of Patients satisfied with the time they had to wait for an appointment	0	0	N/A	90.7%	89.1%	89.0%

* This is based on patients treated on this contract for their most recent course of treatment. Figures in italics indicate the base number of FP17s or Patient Questionnaire responses are less than 100. N/A is shown where the base number of responses is less than 10 during the period. % is calculated as Quantity/Base number*100

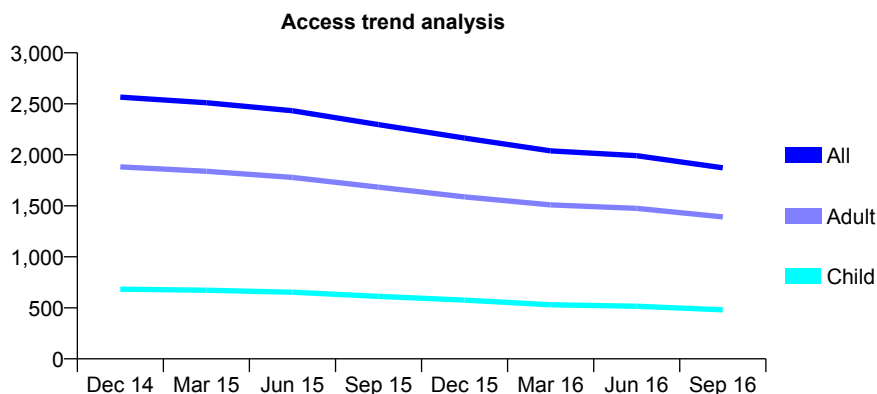
Q57 - Vital Signs At a Glance Contract Report for 854689/0001 - September 2016

Name or company name	MR A RASHID
Contract type name	GDS Contract
Purpose of contract	General
Contract start date	01/04/2006
Contract end date	

16/17 Contracted general activity (UDA)	10,000
Carry forward general activity (UDA)	0
16/17 Contracted orthodontic activity (UOA)	0
Carry forward orthodontic activity (UOA)	0
Baseline contract value	£229,001.42

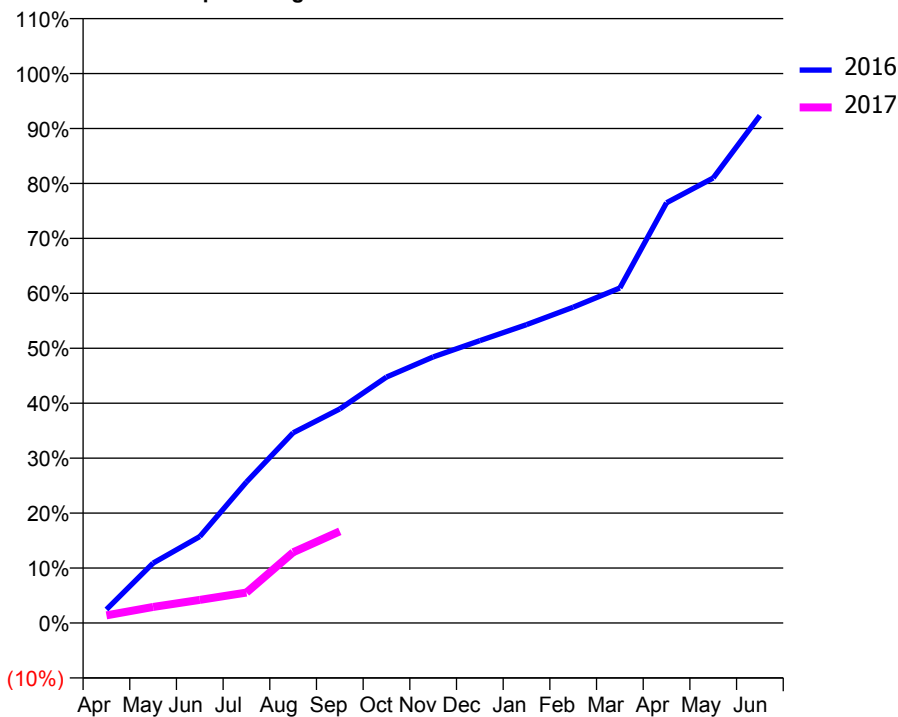
ACCESS*

Patients seen in 24 months	Total	Change since previous quarter
Quarter ending September 2015	2,296	
Quarter ending December 2015	2,164	↓
Quarter ending March 2016	2,039	↓
Quarter ending June 2016	1,991	↓
Quarter ending September 2016	1,872	↓
Variance since September 2015	(18.5%)	↓



ACTIVITY

Cumulative percentage of contracted UDA delivered 2016 & 2017



Adjusted Scheduled Activity (UDA)

Month	2016	2017
April	245	140
May	1,091	293
June	1,573	422
July	2,567	555
August	3,461	1,287
September	3,896	1,669
October	4,477	
November	4,843	
December	5,139	
January	5,430	
February	5,748	
March	6,097	
April	7,648	
May	8,100	
June	9,234	

QUALITY

	Quantity	Base Number	Contract	AT	Region	England
% of FP17s for the same patient ID Re-attending within 3 months - Children	28	401	7.0%	10.7%	12.0%	12.4%
% of FP17s for the same patient ID Re-attending within 3 months - Adults	193	1,215	15.9%	15.2%	15.9%	16.7%
% of FP17s for the same patient ID Re-attending between 3 & 9 months - Children	244	401	60.8%	55.3%	58.6%	57.4%
% of FP17s for the same patient ID Re-attending between 3 & 9 months - Adults	638	1,215	52.5%	48.8%	51.6%	50.5%
% of FP17s for Band 1 Urgent Courses	94	741	12.7%	8.4%	8.0%	9.1%
% of FP17s Relating to Free Repair or Replacements	17	741	2.3%	0.8%	0.8%	0.8%
% of FP17s Relating to Continuations	3	741	0.4%	1.1%	1.3%	1.3%
% of Patients satisfied with the dentistry they have received	2	2	N/A	93.9%	93.1%	93.2%
% of Patients satisfied with the time they had to wait for an appointment	1	2	N/A	90.7%	89.1%	89.0%

* This is based on patients treated on this contract for their most recent course of treatment. Figures in italics indicate the base number of FP17s or Patient Questionnaire responses are less than 100. N/A is shown where the base number of responses is less than 10 during the period. % is calculated as Quantity/Base number*100

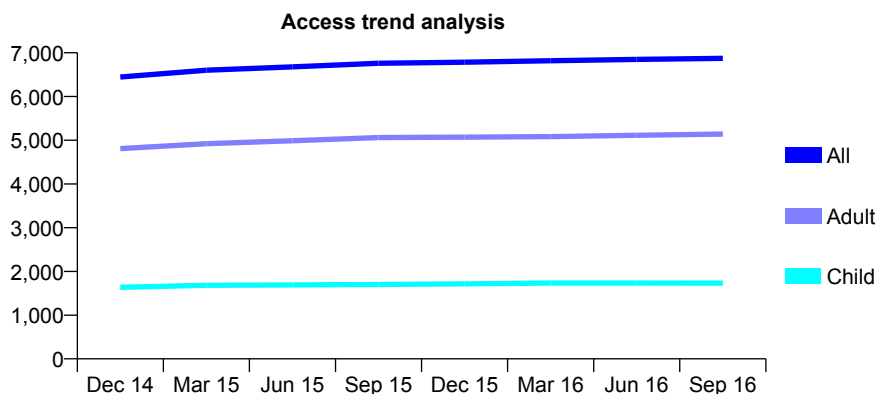
Q57 - Vital Signs At a Glance Contract Report for 855626/0002 - September 2016

Name or company name	Langdon Hills Dental Care
Contract type name	GDS Contract
Purpose of contract	General
Contract start date	13/12/2011
Contract end date	

16/17 Contracted general activity (UDA)	15,588
Carry forward general activity (UDA)	0
16/17 Contracted orthodontic activity (UOA)	0
Carry forward orthodontic activity (UOA)	0
Baseline contract value	£410,806.60

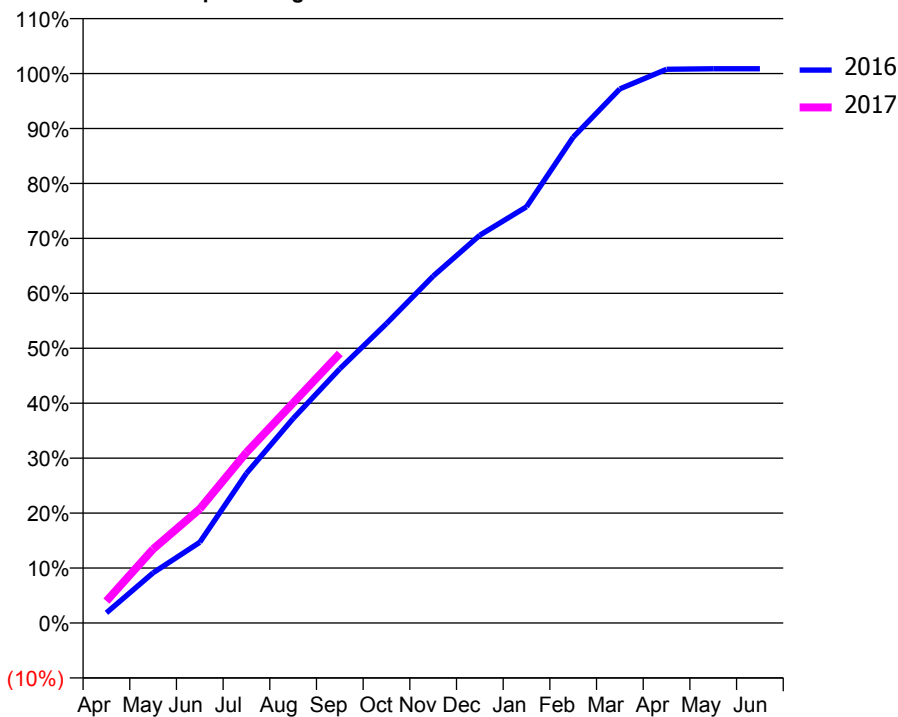
ACCESS*

Patients seen in 24 months	Total	Change since previous quarter
Quarter ending September 2015	6,760	
Quarter ending December 2015	6,786	→
Quarter ending March 2016	6,818	→
Quarter ending June 2016	6,848	→
Quarter ending September 2016	6,872	→
Variance since September 2015	1.7%	→



ACTIVITY

Cumulative percentage of contracted UDA delivered 2016 & 2017



Month	Adjusted Scheduled Activity (UDA)	
	2016	2017
April	291	620
May	1,424	2,098
June	2,291	3,235
July	4,246	4,839
August	5,801	6,244
September	7,213	7,648
October	8,495	
November	9,841	
December	11,002	
January	11,807	
February	13,782	
March	15,154	
April	15,709	
May	15,722	
June	15,722	

QUALITY

	Quantity	Base Number	Contract	AT	Region	England
% of FP17s for the same patient ID Re-attending within 3 months - Children	86	1,089	7.9%	10.7%	12.0%	12.4%
% of FP17s for the same patient ID Re-attending within 3 months - Adults	601	3,120	19.3%	15.2%	15.9%	16.7%
% of FP17s for the same patient ID Re-attending between 3 & 9 months - Children	454	1,089	41.7%	55.3%	58.6%	57.4%
% of FP17s for the same patient ID Re-attending between 3 & 9 months - Adults	1,166	3,120	37.4%	48.8%	51.6%	50.5%
% of FP17s for Band 1 Urgent Courses	576	3,878	14.9%	8.4%	8.0%	9.1%
% of FP17s Relating to Free Repair or Replacements	39	3,878	1.0%	0.8%	0.8%	0.8%
% of FP17s Relating to Continuations	78	3,878	2.0%	1.1%	1.3%	1.3%
% of Patients satisfied with the dentistry they have received	8	9	N/A	93.9%	93.1%	93.2%
% of Patients satisfied with the time they had to wait for an appointment	6	9	N/A	90.7%	89.1%	89.0%

* This is based on patients treated on this contract for their most recent course of treatment. Figures in italics indicate the base number of FP17s or Patient Questionnaire responses are less than 100. N/A is shown where the base number of responses is less than 10 during the period. % is calculated as Quantity/Base number*100

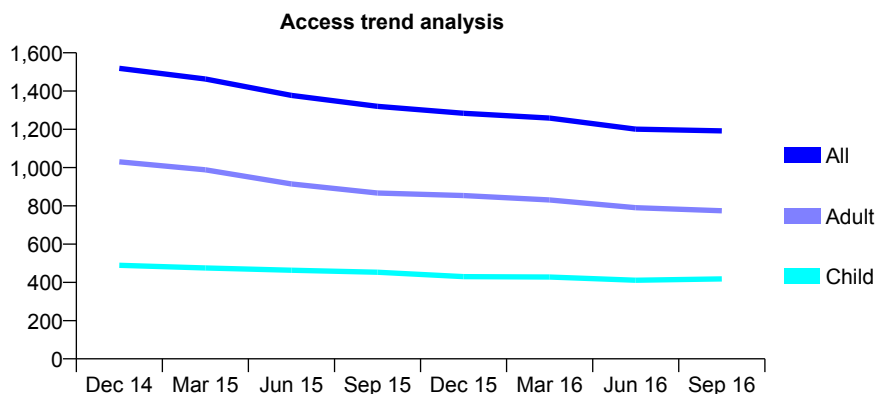
Q57 - Vital Signs At a Glance Contract Report for 861065/0001 - September 2016

Name or company name	MRS DO GAWLEY
Contract type name	GDS Contract
Purpose of contract	General
Contract start date	01/04/2006
Contract end date	

16/17 Contracted general activity (UDA)	4,051
Carry forward general activity (UDA)	0
16/17 Contracted orthodontic activity (UOA)	0
Carry forward orthodontic activity (UOA)	0
Baseline contract value	£98,440.82

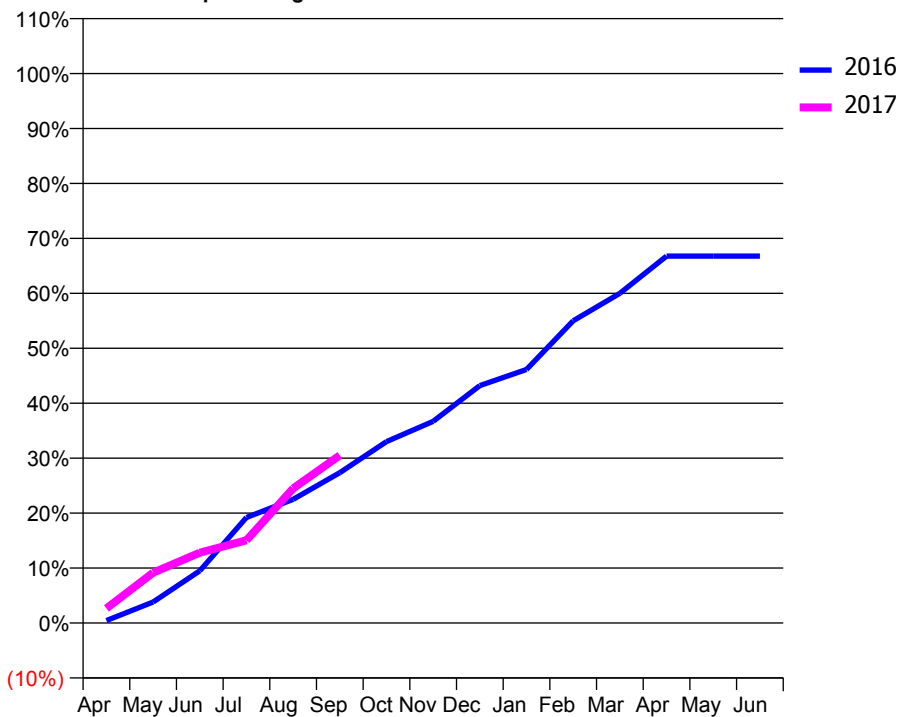
ACCESS*

Patients seen in 24 months	Total	Change since previous quarter
Quarter ending September 2015	1,320	
Quarter ending December 2015	1,284	↓
Quarter ending March 2016	1,259	↓
Quarter ending June 2016	1,201	↓
Quarter ending September 2016	1,192	→
Variance since September 2015	(9.7%)	↓



ACTIVITY

Cumulative percentage of contracted UDA delivered 2016 & 2017



Month	Adjusted Scheduled Activity (UDA)	
	2016	2017
April	18	107
May	155	371
June	384	518
July	778	610
August	912	992
September	1,108	1,236
October	1,337	
November	1,486	
December	1,751	
January	1,869	
February	2,228	
March	2,431	
April	2,705	
May	2,705	
June	2,705	

QUALITY

	Quantity	Base Number	Contract	AT	Region	England
% of FP17s for the same patient ID Re-attending within 3 months - Children	50	367	13.6%	10.7%	12.0%	12.4%
% of FP17s for the same patient ID Re-attending within 3 months - Adults	55	534	10.3%	15.2%	15.9%	16.7%
% of FP17s for the same patient ID Re-attending between 3 & 9 months - Children	175	367	47.7%	55.3%	58.6%	57.4%
% of FP17s for the same patient ID Re-attending between 3 & 9 months - Adults	321	534	60.1%	48.8%	51.6%	50.5%
% of FP17s for Band 1 Urgent Courses	47	715	6.6%	8.4%	8.0%	9.1%
% of FP17s Relating to Free Repair or Replacements	0	715	0.0%	0.8%	0.8%	0.8%
% of FP17s Relating to Continuations	5	715	0.7%	1.1%	1.3%	1.3%
% of Patients satisfied with the dentistry they have received	1	1	N/A	93.9%	93.1%	93.2%
% of Patients satisfied with the time they had to wait for an appointment	1	1	N/A	90.7%	89.1%	89.0%

* This is based on patients treated on this contract for their most recent course of treatment. Figures in italics indicate the base number of FP17s or Patient Questionnaire responses are less than 100. N/A is shown where the base number of responses is less than 10 during the period. % is calculated as Quantity/Base number*100

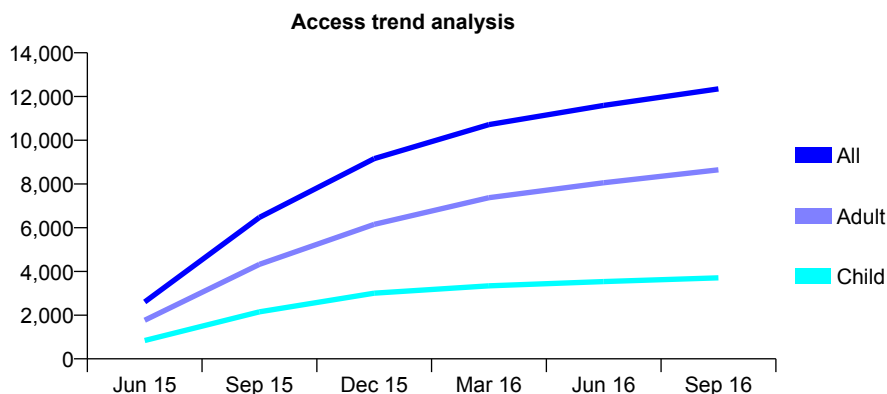
Q57 - Vital Signs At a Glance Contract Report for 866113/0001 - September 2016

Name or company name	MS N KOTECHA
Contract type name	GDS Contract
Purpose of contract	General
Contract start date	01/05/2015
Contract end date	

16/17 Contracted general activity (UDA)	36,497
Carry forward general activity (UDA)	0
16/17 Contracted orthodontic activity (UOA)	0
Carry forward orthodontic activity (UOA)	0
Baseline contract value	£896,069.88

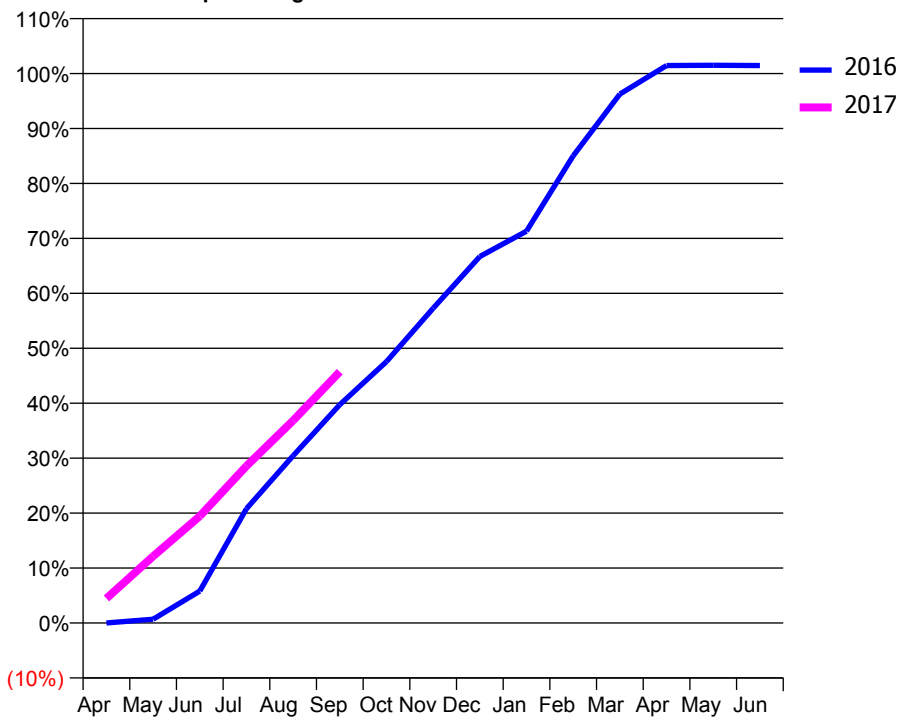
ACCESS*

Patients seen in 24 months	Total	Change since previous quarter
Quarter ending September 2015	6,472	
Quarter ending December 2015	9,157	↑
Quarter ending March 2016	10,717	↑
Quarter ending June 2016	11,593	↑
Quarter ending September 2016	12,348	↑
Variance since September 2015	90.8%	↑



ACTIVITY

Cumulative percentage of contracted UDA delivered 2016 & 2017



Month	Adjusted Scheduled Activity (UDA)	
	2016	2017
April	0	1,636
May	228	4,437
June	1,946	7,100
July	6,966	10,427
August	10,182	13,446
September	13,293	16,688
October	15,916	
November	19,165	
December	22,318	
January	23,857	
February	28,447	
March	32,203	
April	33,939	
May	33,953	
June	33,943	

QUALITY

	Quantity	Base Number	Contract	AT	Region	England
% of FP17s for the same patient ID Re-attending within 3 months - Children	168	2,962	5.7%	10.7%	12.0%	12.4%
% of FP17s for the same patient ID Re-attending within 3 months - Adults	702	6,222	11.3%	15.2%	15.9%	16.7%
% of FP17s for the same patient ID Re-attending between 3 & 9 months - Children	2,004	2,962	67.7%	55.3%	58.6%	57.4%
% of FP17s for the same patient ID Re-attending between 3 & 9 months - Adults	3,523	6,222	56.6%	48.8%	51.6%	50.5%
% of FP17s for Band 1 Urgent Courses	554	8,466	6.5%	8.4%	8.0%	9.1%
% of FP17s Relating to Free Repair or Replacements	59	8,466	0.7%	0.8%	0.8%	0.8%
% of FP17s Relating to Continuations	45	8,466	0.5%	1.1%	1.3%	1.3%
% of Patients satisfied with the dentistry they have received	14	16	87.5%	93.9%	93.1%	93.2%
% of Patients satisfied with the time they had to wait for an appointment	14	16	87.5%	90.7%	89.1%	89.0%

* This is based on patients treated on this contract for their most recent course of treatment. Figures in italics indicate the base number of FP17s or Patient Questionnaire responses are less than 100. N/A is shown where the base number of responses is less than 10 during the period. % is calculated as Quantity/Base number*100

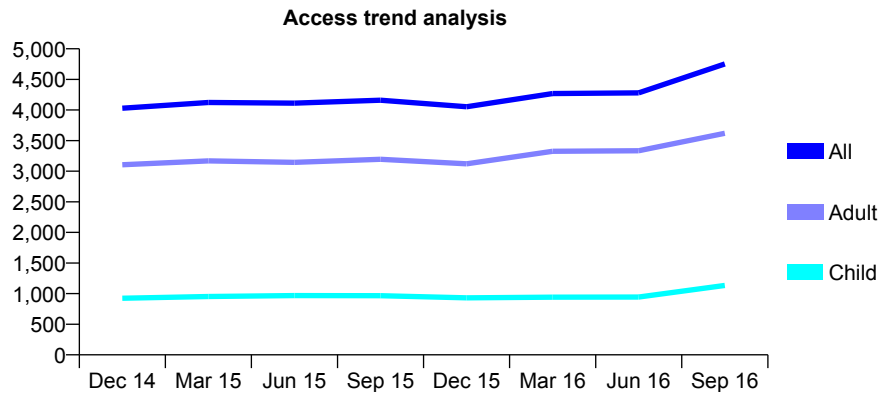
Q57 - Vital Signs At a Glance Contract Report for 890944/0001 - September 2016

Name or company name	MR AF CLOUGH
Contract type name	GDS Contract
Purpose of contract	General
Contract start date	01/04/2006
Contract end date	

16/17 Contracted general activity (UDA)	11,980
Carry forward general activity (UDA)	216
16/17 Contracted orthodontic activity (UOA)	0
Carry forward orthodontic activity (UOA)	0
Baseline contract value	£334,865.21

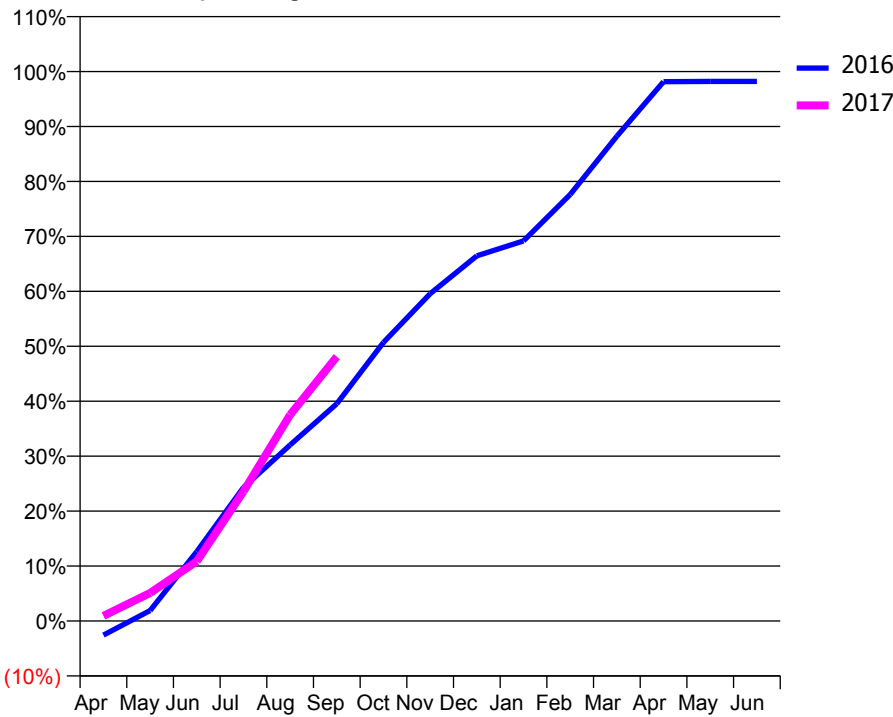
ACCESS*

Patients seen in 24 months	Total	Change since previous quarter
Quarter ending September 2015	4,161	
Quarter ending December 2015	4,053	↓
Quarter ending March 2016	4,269	↑
Quarter ending June 2016	4,279	→
Quarter ending September 2016	4,753	↑
Variance since September 2015	14.2%	↑



ACTIVITY

Cumulative percentage of contracted UDA delivered 2016 & 2017



Month	Adjusted Scheduled Activity (UDA)	
	2016	2017
April	-311	111
May	228	612
June	1,514	1,302
July	2,912	2,825
August	3,839	4,496
September	4,738	5,764
October	6,075	
November	7,136	
December	7,962	
January	8,287	
February	9,297	
March	10,570	
April	11,757	
May	11,764	
June	11,764	

QUALITY

	Quantity	Base Number	Contract	AT	Region	England
% of FP17s for the same patient ID Re-attending within 3 months - Children	37	895	4.1%	10.7%	12.0%	12.4%
% of FP17s for the same patient ID Re-attending within 3 months - Adults	188	2,367	7.9%	15.2%	15.9%	16.7%
% of FP17s for the same patient ID Re-attending between 3 & 9 months - Children	242	895	27.0%	55.3%	58.6%	57.4%
% of FP17s for the same patient ID Re-attending between 3 & 9 months - Adults	474	2,367	20.0%	48.8%	51.6%	50.5%
% of FP17s for Band 1 Urgent Courses	407	2,850	14.3%	8.4%	8.0%	9.1%
% of FP17s Relating to Free Repair or Replacements	18	2,850	0.6%	0.8%	0.8%	0.8%
% of FP17s Relating to Continuations	9	2,850	0.3%	1.1%	1.3%	1.3%
% of Patients satisfied with the dentistry they have received	2	3	N/A	93.9%	93.1%	93.2%
% of Patients satisfied with the time they had to wait for an appointment	2	3	N/A	90.7%	89.1%	89.0%

* This is based on patients treated on this contract for their most recent course of treatment. Figures in italics indicate the base number of FP17s or Patient Questionnaire responses are less than 100. N/A is shown where the base number of responses is less than 10 during the period. % is calculated as Quantity/Base number*100

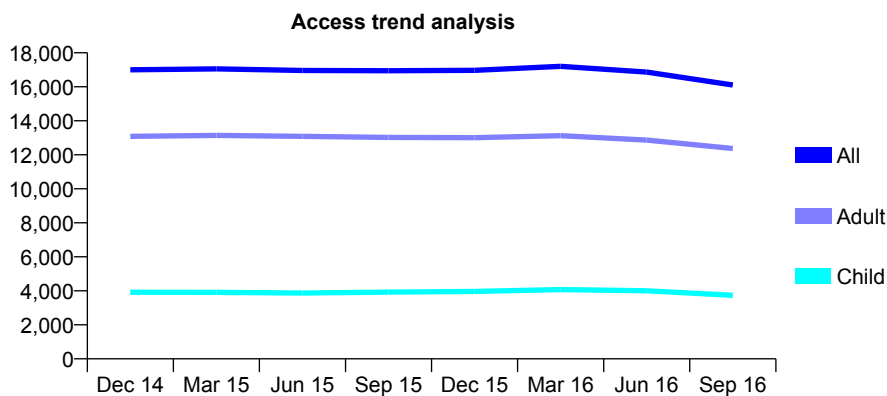
Q57 - Vital Signs At a Glance Contract Report for 890944/0002 - September 2016

Name or company name	MR AF CLOUGH
Contract type name	GDS Contract
Purpose of contract	General
Contract start date	01/04/2006
Contract end date	

16/17 Contracted general activity (UDA)	45,858
Carry forward general activity (UDA)	-254
16/17 Contracted orthodontic activity (UOA)	0
Carry forward orthodontic activity (UOA)	0
Baseline contract value	£1,407,511.53

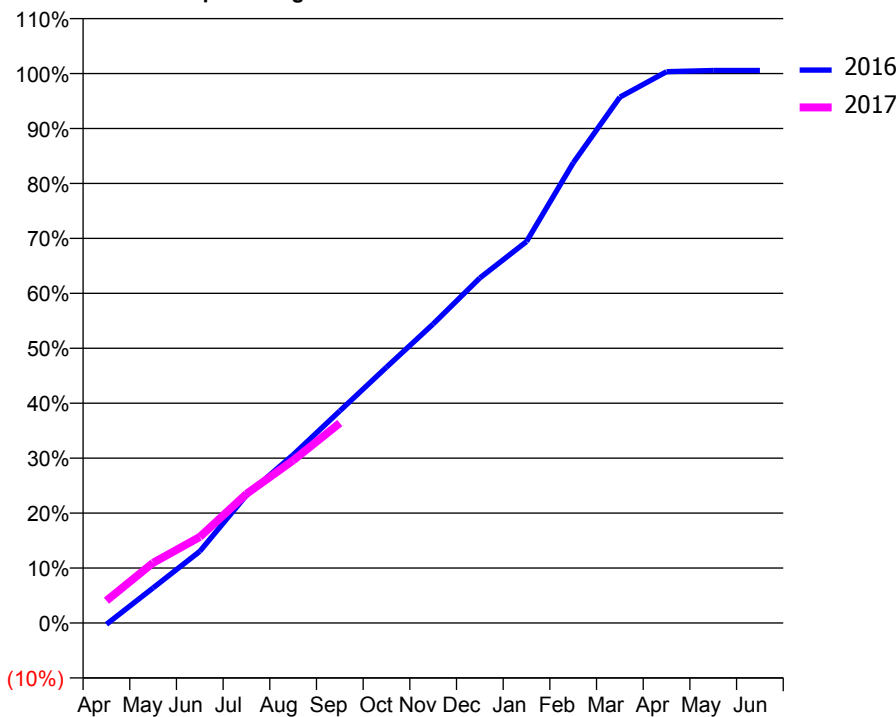
ACCESS*

Patients seen in 24 months	Total	Change since previous quarter
Quarter ending September 2015	16,946	
Quarter ending December 2015	16,970	→
Quarter ending March 2016	17,202	→
Quarter ending June 2016	16,868	↓
Quarter ending September 2016	16,106	↓
Variance since September 2015	(5.0%)	↓



ACTIVITY

Cumulative percentage of contracted UDA delivered 2016 & 2017



Month	Adjusted Scheduled Activity (UDA)	
	2016	2017
April	-112	1,868
May	2,929	5,024
June	5,981	7,186
July	10,668	10,775
August	14,034	13,568
September	17,704	16,688
October	21,348	
November	24,955	
December	28,800	
January	31,831	
February	38,396	
March	43,881	
April	46,011	
May	46,107	
June	46,112	

QUALITY

	Quantity	Base Number	Contract	AT	Region	England
% of FP17s for the same patient ID Re-attending within 3 months - Children	144	2,273	6.3%	10.7%	12.0%	12.4%
% of FP17s for the same patient ID Re-attending within 3 months - Adults	1,076	6,558	16.4%	15.2%	15.9%	16.7%
% of FP17s for the same patient ID Re-attending between 3 & 9 months - Children	1,138	2,273	50.1%	55.3%	58.6%	57.4%
% of FP17s for the same patient ID Re-attending between 3 & 9 months - Adults	2,322	6,558	35.4%	48.8%	51.6%	50.5%
% of FP17s for Band 1 Urgent Courses	1,427	7,885	18.1%	8.4%	8.0%	9.1%
% of FP17s Relating to Free Repair or Replacements	125	7,885	1.6%	0.8%	0.8%	0.8%
% of FP17s Relating to Continuations	59	7,885	0.7%	1.1%	1.3%	1.3%
% of Patients satisfied with the dentistry they have received	18	19	94.7%	93.9%	93.1%	93.2%
% of Patients satisfied with the time they had to wait for an appointment	13	19	68.4%	90.7%	89.1%	89.0%

* This is based on patients treated on this contract for their most recent course of treatment. Figures in italics indicate the base number of FP17s or Patient Questionnaire responses are less than 100. N/A is shown where the base number of responses is less than 10 during the period. % is calculated as Quantity/Base number*100

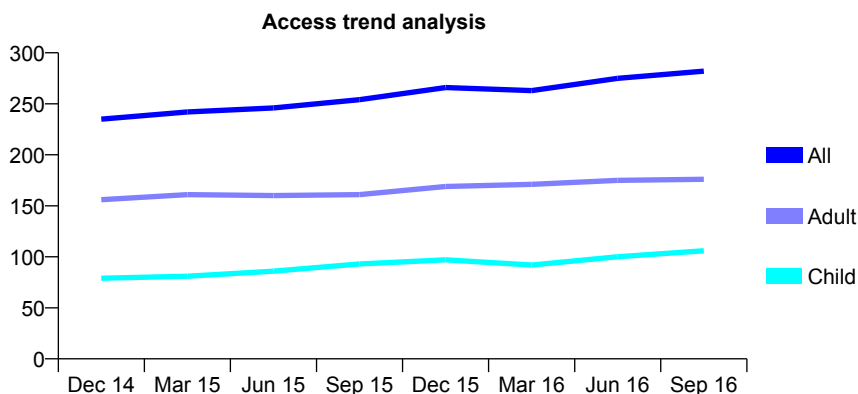
Q57 - Vital Signs At a Glance Contract Report for 907456/0001 - September 2016

Name or company name	MR NV PANDYA
Contract type name	GDS Contract
Purpose of contract	General
Contract start date	01/04/2006
Contract end date	

16/17 Contracted general activity (UDA)	621
Carry forward general activity (UDA)	-12
16/17 Contracted orthodontic activity (UOA)	0
Carry forward orthodontic activity (UOA)	0
Baseline contract value	£16,304.59

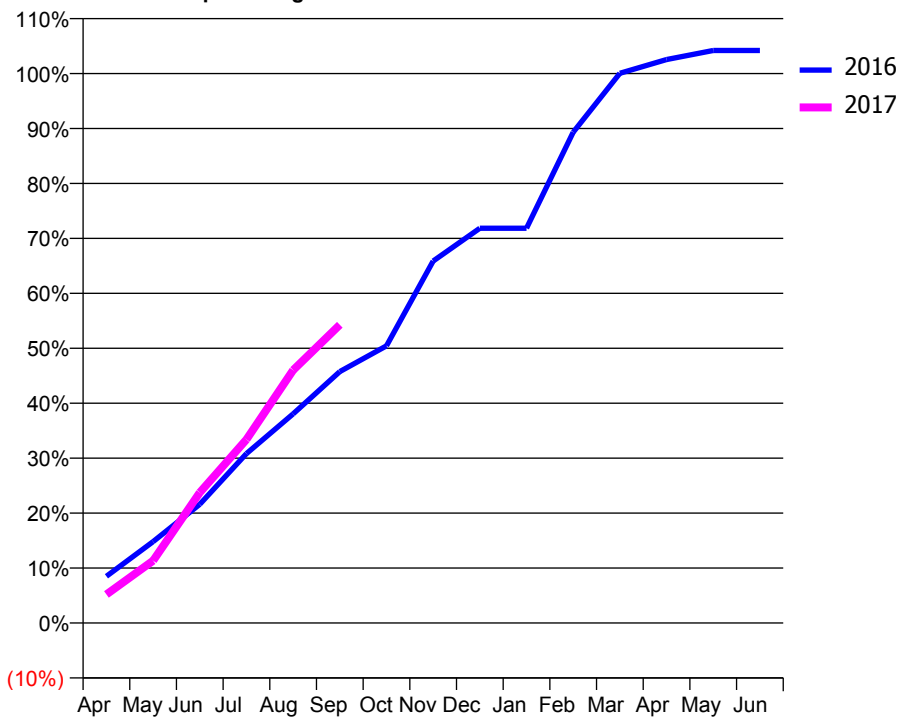
ACCESS*

Patients seen in 24 months	Total	Change since previous quarter
Quarter ending September 2015	254	
Quarter ending December 2015	266	↑
Quarter ending March 2016	263	↓
Quarter ending June 2016	275	↑
Quarter ending September 2016	282	↑
Variance since September 2015	11.0%	↑



ACTIVITY

Cumulative percentage of contracted UDA delivered 2016 & 2017



Adjusted Scheduled Activity (UDA)

Month	2016	2017
April	53	32
May	92	70
June	134	147
July	191	207
August	236	286
September	284	337
October	313	
November	409	
December	446	
January	446	
February	555	
March	621	
April	637	
May	647	
June	647	

QUALITY

	Quantity	Base Number	Contract	AT	Region	England
% of FP17s for the same patient ID Re-attending within 3 months - Children	9	83	10.8%	10.7%	12.0%	12.4%
% of FP17s for the same patient ID Re-attending within 3 months - Adults	31	118	26.3%	15.2%	15.9%	16.7%
% of FP17s for the same patient ID Re-attending between 3 & 9 months - Children	22	83	26.5%	55.3%	58.6%	57.4%
% of FP17s for the same patient ID Re-attending between 3 & 9 months - Adults	53	118	44.9%	48.8%	51.6%	50.5%
% of FP17s for Band 1 Urgent Courses	5	180	2.8%	8.4%	8.0%	9.1%
% of FP17s Relating to Free Repair or Replacements	1	180	0.6%	0.8%	0.8%	0.8%
% of FP17s Relating to Continuations	6	180	3.3%	1.1%	1.3%	1.3%
% of Patients satisfied with the dentistry they have received	1	1	N/A	93.9%	93.1%	93.2%
% of Patients satisfied with the time they had to wait for an appointment	1	1	N/A	90.7%	89.1%	89.0%

* This is based on patients treated on this contract for their most recent course of treatment. Figures in italics indicate the base number of FP17s or Patient Questionnaire responses are less than 100. N/A is shown where the base number of responses is less than 10 during the period. % is calculated as Quantity/Base number*100

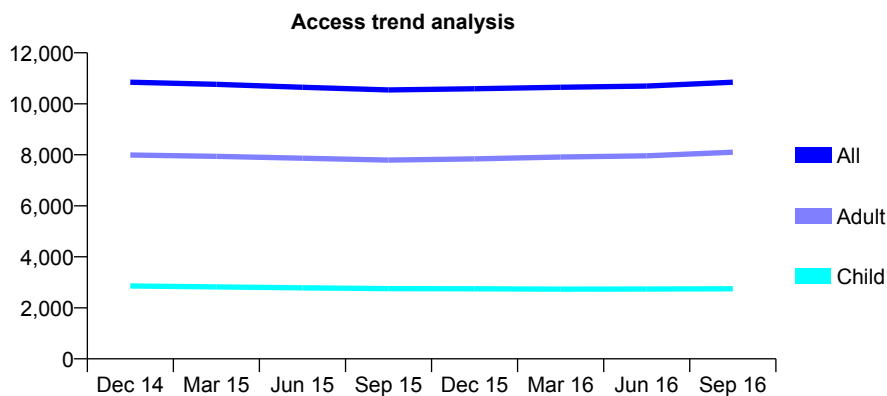
Q57 - Vital Signs At a Glance Contract Report for 911739/0001 - September 2016

Name or company name	MR DC WILKINSON
Contract type name	GDS Contract
Purpose of contract	General
Contract start date	01/04/2006
Contract end date	

16/17 Contracted general activity (UDA)	28,622
Carry forward general activity (UDA)	0
16/17 Contracted orthodontic activity (UOA)	0
Carry forward orthodontic activity (UOA)	0
Baseline contract value	£706,292.55

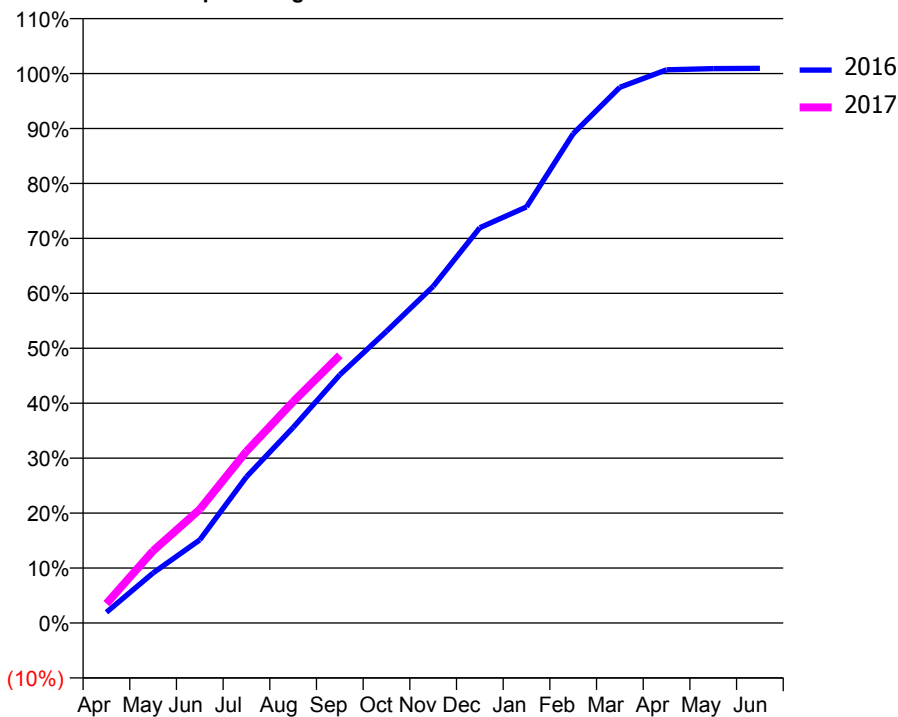
ACCESS*

Patients seen in 24 months	Total	Change since previous quarter
Quarter ending September 2015	10,545	
Quarter ending December 2015	10,593	→
Quarter ending March 2016	10,648	→
Quarter ending June 2016	10,696	→
Quarter ending September 2016	10,848	→
Variance since September 2015	2.9%	↑



ACTIVITY

Cumulative percentage of contracted UDA delivered 2016 & 2017



Month	Adjusted Scheduled Activity (UDA)	
	2016	2017
April	562	1,013
May	2,607	3,760
June	4,331	5,920
July	7,613	8,942
August	10,186	11,529
September	12,932	13,944
October	15,194	
November	17,536	
December	20,591	
January	21,675	
February	25,490	
March	27,904	
April	28,814	
May	28,876	
June	28,892	

QUALITY

	Quantity	Base Number	Contract	AT	Region	England
% of FP17s for the same patient ID Re-attending within 3 months - Children	150	2,132	7.0%	10.7%	12.0%	12.4%
% of FP17s for the same patient ID Re-attending within 3 months - Adults	1,105	5,638	19.6%	15.2%	15.9%	16.7%
% of FP17s for the same patient ID Re-attending between 3 & 9 months - Children	1,233	2,132	57.8%	55.3%	58.6%	57.4%
% of FP17s for the same patient ID Re-attending between 3 & 9 months - Adults	2,474	5,638	43.9%	48.8%	51.6%	50.5%
% of FP17s for Band 1 Urgent Courses	578	6,973	8.3%	8.4%	8.0%	9.1%
% of FP17s Relating to Free Repair or Replacements	71	6,973	1.0%	0.8%	0.8%	0.8%
% of FP17s Relating to Continuations	228	6,973	3.3%	1.1%	1.3%	1.3%
% of Patients satisfied with the dentistry they have received	9	9	N/A	93.9%	93.1%	93.2%
% of Patients satisfied with the time they had to wait for an appointment	9	9	N/A	90.7%	89.1%	89.0%

* This is based on patients treated on this contract for their most recent course of treatment. Figures in italics indicate the base number of FP17s or Patient Questionnaire responses are less than 100. N/A is shown where the base number of responses is less than 10 during the period. % is calculated as Quantity/Base number*100

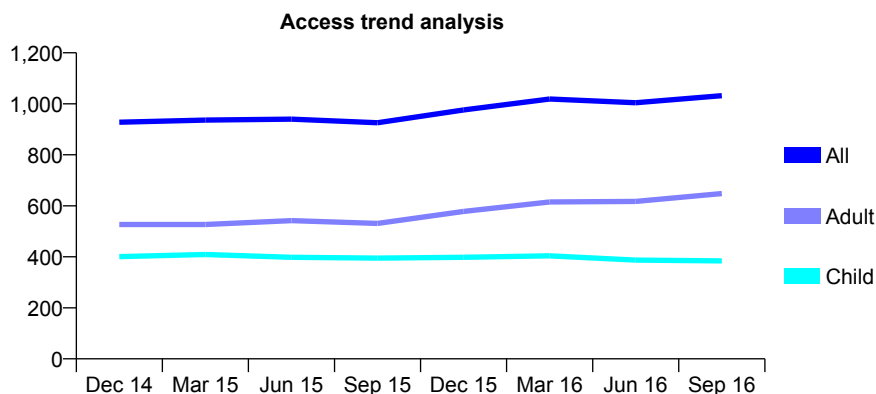
Q57 - Vital Signs At a Glance Contract Report for 913111/0002 - September 2016

Name or company name	MR J SINGH
Contract type name	GDS Contract
Purpose of contract	General
Contract start date	01/04/2009
Contract end date	

16/17 Contracted general activity (UDA)	2,500
Carry forward general activity (UDA)	0
16/17 Contracted orthodontic activity (UOA)	0
Carry forward orthodontic activity (UOA)	0
Baseline contract value	£59,950.99

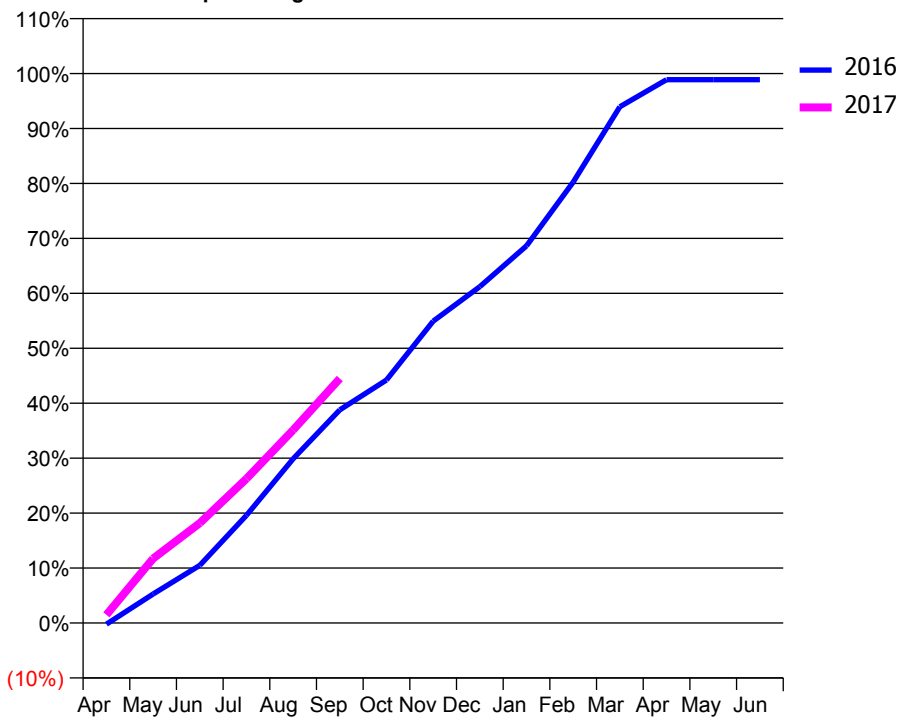
ACCESS*

Patients seen in 24 months	Total	Change since previous quarter
Quarter ending September 2015	926	
Quarter ending December 2015	976	↑
Quarter ending March 2016	1,019	↑
Quarter ending June 2016	1,004	↓
Quarter ending September 2016	1,032	↑
Variance since September 2015	11.4%	↑



ACTIVITY

Cumulative percentage of contracted UDA delivered 2016 & 2017



Adjusted Scheduled Activity (UDA)		
Month	2016	2017
April	-6	37
May	132	294
June	262	455
July	490	657
August	747	878
September	970	1,112
October	1,105	
November	1,373	
December	1,530	
January	1,716	
February	2,006	
March	2,349	
April	2,472	
May	2,472	
June	2,472	

QUALITY

	Quantity	Base Number	Contract	AT	Region	England
% of FP17s for the same patient ID Re-attending within 3 months - Children	23	302	7.6%	10.7%	12.0%	12.4%
% of FP17s for the same patient ID Re-attending within 3 months - Adults	58	388	14.9%	15.2%	15.9%	16.7%
% of FP17s for the same patient ID Re-attending between 3 & 9 months - Children	172	302	57.0%	55.3%	58.6%	57.4%
% of FP17s for the same patient ID Re-attending between 3 & 9 months - Adults	194	388	50.0%	48.8%	51.6%	50.5%
% of FP17s for Band 1 Urgent Courses	32	640	5.0%	8.4%	8.0%	9.1%
% of FP17s Relating to Free Repair or Replacements	8	640	1.3%	0.8%	0.8%	0.8%
% of FP17s Relating to Continuations	23	640	3.6%	1.1%	1.3%	1.3%
% of Patients satisfied with the dentistry they have received	0	0	N/A	93.9%	93.1%	93.2%
% of Patients satisfied with the time they had to wait for an appointment	0	0	N/A	90.7%	89.1%	89.0%

* This is based on patients treated on this contract for their most recent course of treatment. Figures in italics indicate the base number of FP17s or Patient Questionnaire responses are less than 100. N/A is shown where the base number of responses is less than 10 during the period. % is calculated as Quantity/Base number*100

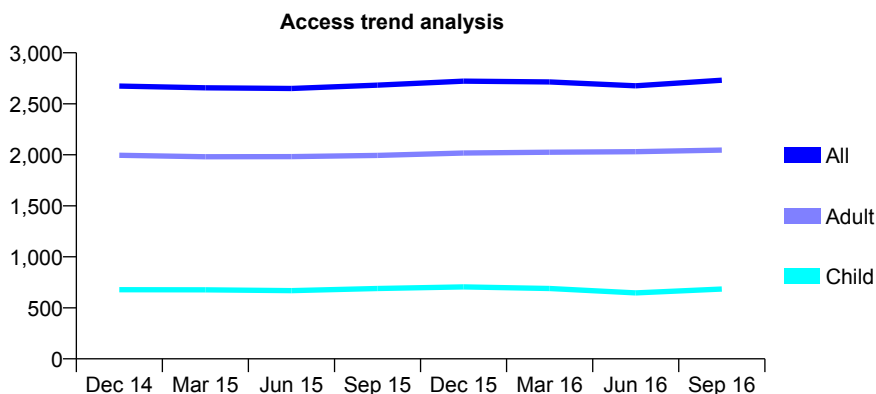
Q57 - Vital Signs At a Glance Contract Report for 913324/0001 - September 2016

Name or company name	MR CR BENTLEY
Contract type name	GDS Contract
Purpose of contract	General
Contract start date	01/04/2006
Contract end date	

16/17 Contracted general activity (UDA)	6,366
Carry forward general activity (UDA)	-127
16/17 Contracted orthodontic activity (UOA)	0
Carry forward orthodontic activity (UOA)	0
Baseline contract value	£158,994.48

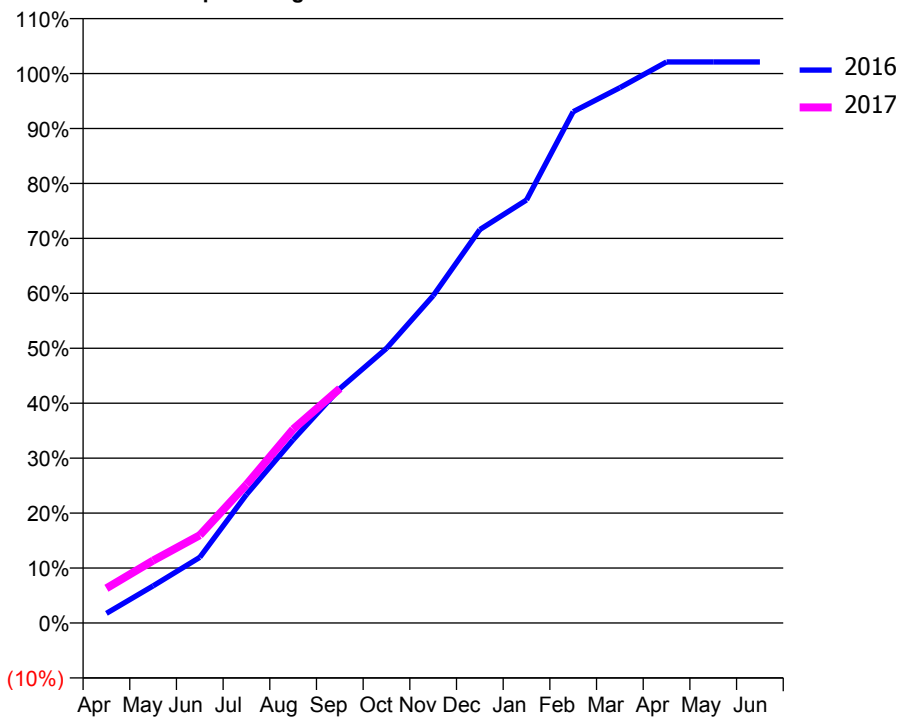
ACCESS*

Patients seen in 24 months	Total	Change since previous quarter
Quarter ending September 2015	2,683	
Quarter ending December 2015	2,722	→
Quarter ending March 2016	2,714	→
Quarter ending June 2016	2,677	↓
Quarter ending September 2016	2,731	↑
Variance since September 2015	1.8%	→



ACTIVITY

Cumulative percentage of contracted UDA delivered 2016 & 2017



Month	Adjusted Scheduled Activity (UDA)	
	2016	2017
April	112	403
May	431	723
June	762	1,018
July	1,489	1,605
August	2,123	2,245
September	2,715	2,717
October	3,181	
November	3,792	
December	4,558	
January	4,901	
February	5,924	
March	6,202	
April	6,500	
May	6,500	
June	6,500	

QUALITY

	Quantity	Base Number	Contract	AT	Region	England
% of FP17s for the same patient ID Re-attending within 3 months - Children	90	578	15.6%	10.7%	12.0%	12.4%
% of FP17s for the same patient ID Re-attending within 3 months - Adults	130	1,013	12.8%	15.2%	15.9%	16.7%
% of FP17s for the same patient ID Re-attending between 3 & 9 months - Children	84	578	14.5%	55.3%	58.6%	57.4%
% of FP17s for the same patient ID Re-attending between 3 & 9 months - Adults	259	1,013	25.6%	48.8%	51.6%	50.5%
% of FP17s for Band 1 Urgent Courses	116	1,198	9.7%	8.4%	8.0%	9.1%
% of FP17s Relating to Free Repair or Replacements	0	1,198	0.0%	0.8%	0.8%	0.8%
% of FP17s Relating to Continuations	22	1,198	1.8%	1.1%	1.3%	1.3%
% of Patients satisfied with the dentistry they have received	2	2	N/A	93.9%	93.1%	93.2%
% of Patients satisfied with the time they had to wait for an appointment	2	2	N/A	90.7%	89.1%	89.0%

* This is based on patients treated on this contract for their most recent course of treatment. Figures in italics indicate the base number of FP17s or Patient Questionnaire responses are less than 100. N/A is shown where the base number of responses is less than 10 during the period. % is calculated as Quantity/Base number*100

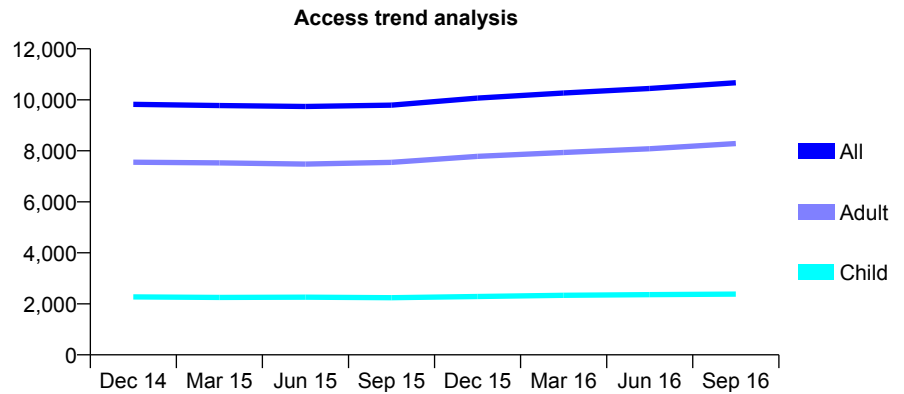
Q57 - Vital Signs At a Glance Contract Report for 918628/0003 - September 2016

Name or company name	MR P VAID
Contract type name	GDS Contract
Purpose of contract	General
Contract start date	01/11/2007
Contract end date	

16/17 Contracted general activity (UDA)	38,130
Carry forward general activity (UDA)	0
16/17 Contracted orthodontic activity (UOA)	0
Carry forward orthodontic activity (UOA)	0
Baseline contract value	£904,965.22

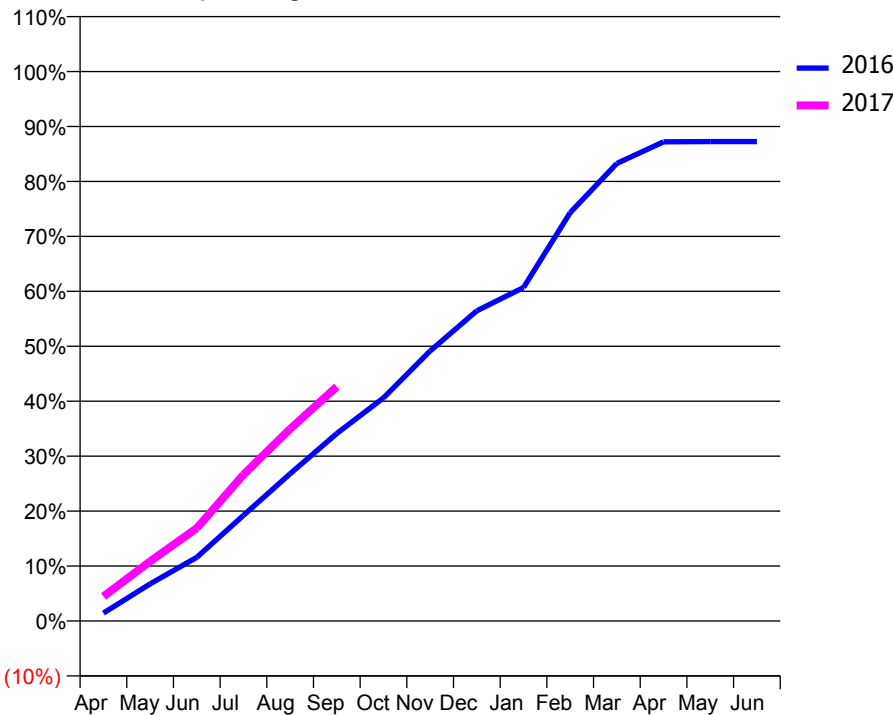
ACCESS*

Patients seen in 24 months	Total	Change since previous quarter
Quarter ending September 2015	9,789	
Quarter ending December 2015	10,070	↑
Quarter ending March 2016	10,267	→
Quarter ending June 2016	10,442	→
Quarter ending September 2016	10,667	↑
Variance since September 2015	9.0%	↑



ACTIVITY

Cumulative percentage of contracted UDA delivered 2016 & 2017



Month	Adjusted Scheduled Activity (UDA)	
	2016	2017
April	547	1,703
May	2,577	4,140
June	4,419	6,447
July	7,331	10,154
August	10,220	13,331
September	13,018	16,260
October	15,487	
November	18,743	
December	21,526	
January	23,135	
February	28,339	
March	31,755	
April	33,251	
May	33,270	
June	33,272	

QUALITY

	Quantity	Base Number	Contract	AT	Region	England
% of FP17s for the same patient ID Re-attending within 3 months - Children	173	2,103	8.2%	10.7%	12.0%	12.4%
% of FP17s for the same patient ID Re-attending within 3 months - Adults	820	6,730	12.2%	15.2%	15.9%	16.7%
% of FP17s for the same patient ID Re-attending between 3 & 9 months - Children	1,409	2,103	67.0%	55.3%	58.6%	57.4%
% of FP17s for the same patient ID Re-attending between 3 & 9 months - Adults	4,221	6,730	62.7%	48.8%	51.6%	50.5%
% of FP17s for Band 1 Urgent Courses	531	7,879	6.7%	8.4%	8.0%	9.1%
% of FP17s Relating to Free Repair or Replacements	57	7,879	0.7%	0.8%	0.8%	0.8%
% of FP17s Relating to Continuations	17	7,879	0.2%	1.1%	1.3%	1.3%
% of Patients satisfied with the dentistry they have received	9	9	N/A	93.9%	93.1%	93.2%
% of Patients satisfied with the time they had to wait for an appointment	9	9	N/A	90.7%	89.1%	89.0%

* This is based on patients treated on this contract for their most recent course of treatment. Figures in italics indicate the base number of FP17s or Patient Questionnaire responses are less than 100. N/A is shown where the base number of responses is less than 10 during the period. % is calculated as Quantity/Base number*100

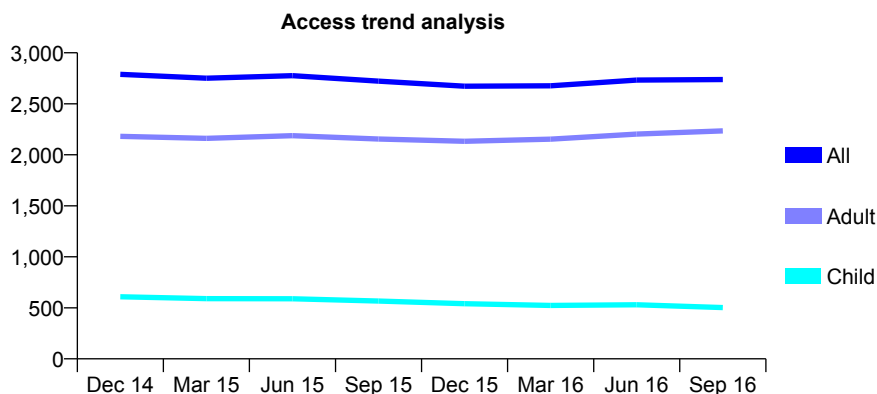
Q57 - Vital Signs At a Glance Contract Report for 925721/0001 - September 2016

Name or company name	MR I GIBBONS
Contract type name	GDS Contract
Purpose of contract	General
Contract start date	01/04/2006
Contract end date	

16/17 Contracted general activity (UDA)	7,000
Carry forward general activity (UDA)	0
16/17 Contracted orthodontic activity (UOA)	0
Carry forward orthodontic activity (UOA)	0
Baseline contract value	£174,480.30

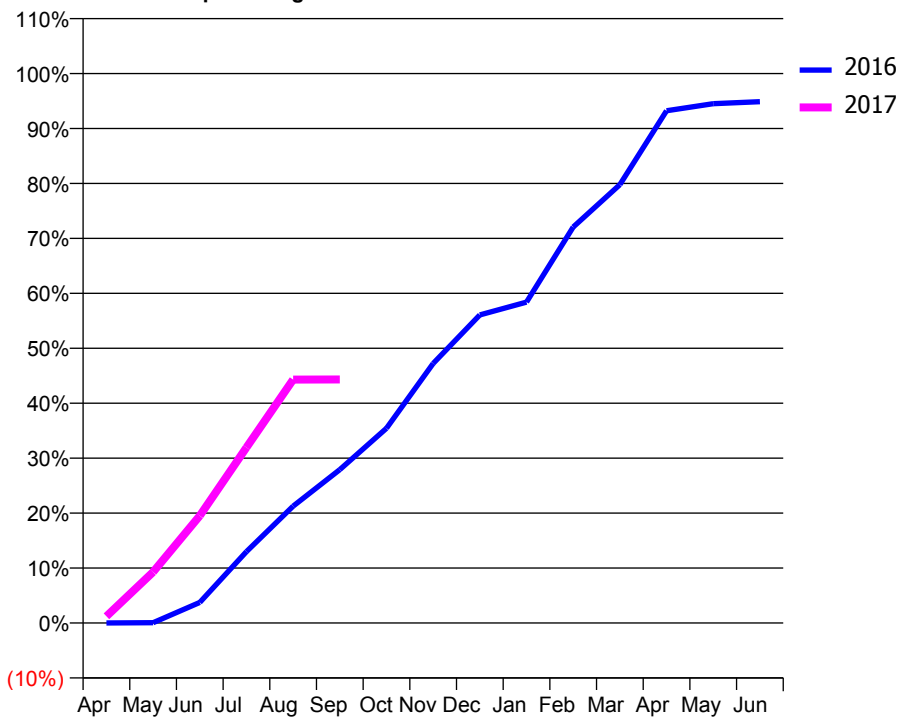
ACCESS*

Patients seen in 24 months	Total	Change since previous quarter
Quarter ending September 2015	2,722	
Quarter ending December 2015	2,673	↓
Quarter ending March 2016	2,677	→
Quarter ending June 2016	2,733	↑
Quarter ending September 2016	2,738	→
Variance since September 2015	0.6%	→



ACTIVITY

Cumulative percentage of contracted UDA delivered 2016 & 2017



Adjusted Scheduled Activity (UDA)

Month	2016	2017
April	0	85
May	5	650
June	262	1,366
July	909	2,236
August	1,488	3,102
September	1,954	3,103
October	2,481	
November	3,306	
December	3,925	
January	4,088	
February	5,043	
March	5,584	
April	6,526	
May	6,616	
June	6,640	

QUALITY

	Quantity	Base Number	Contract	AT	Region	England
% of FP17s for the same patient ID Re-attending within 3 months - Children	15	282	5.3%	10.7%	12.0%	12.4%
% of FP17s for the same patient ID Re-attending within 3 months - Adults	282	1,406	20.1%	15.2%	15.9%	16.7%
% of FP17s for the same patient ID Re-attending between 3 & 9 months - Children	92	282	32.6%	55.3%	58.6%	57.4%
% of FP17s for the same patient ID Re-attending between 3 & 9 months - Adults	373	1,406	26.5%	48.8%	51.6%	50.5%
% of FP17s for Band 1 Urgent Courses	209	1,278	16.4%	8.4%	8.0%	9.1%
% of FP17s Relating to Free Repair or Replacements	16	1,278	1.3%	0.8%	0.8%	0.8%
% of FP17s Relating to Continuations	14	1,278	1.1%	1.1%	1.3%	1.3%
% of Patients satisfied with the dentistry they have received	5	5	N/A	93.9%	93.1%	93.2%
% of Patients satisfied with the time they had to wait for an appointment	5	5	N/A	90.7%	89.1%	89.0%

* This is based on patients treated on this contract for their most recent course of treatment. Figures in italics indicate the base number of FP17s or Patient Questionnaire responses are less than 100. N/A is shown where the base number of responses is less than 10 during the period. % is calculated as Quantity/Base number*100

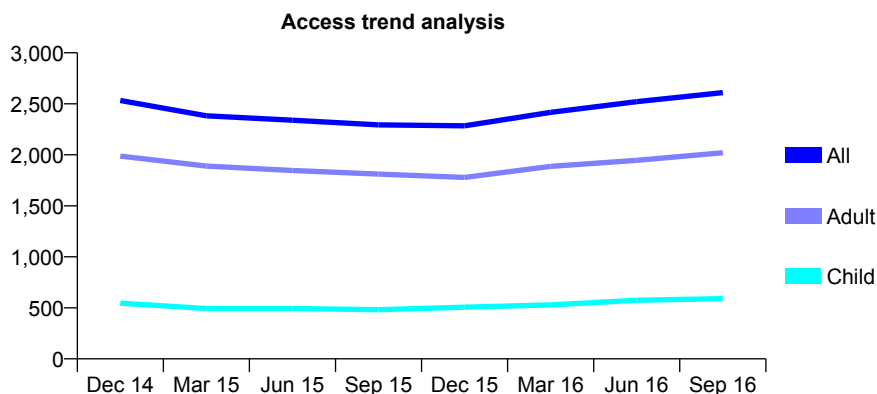
Q57 - Vital Signs At a Glance Contract Report for 925993/0001 - September 2016

Name or company name	MR M VYAS
Contract type name	GDS Contract
Purpose of contract	General
Contract start date	01/04/2006
Contract end date	

16/17 Contracted general activity (UDA)	6,637
Carry forward general activity (UDA)	0
16/17 Contracted orthodontic activity (UOA)	0
Carry forward orthodontic activity (UOA)	0
Baseline contract value	£268,151.50

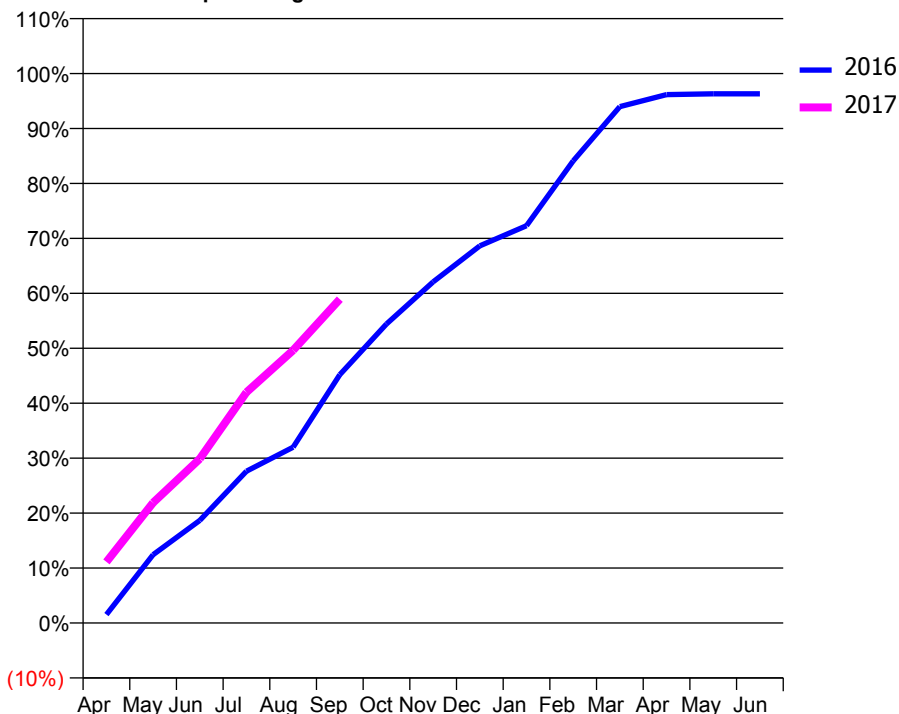
ACCESS*

Patients seen in 24 months	Total	Change since previous quarter
Quarter ending September 2015	2,293	
Quarter ending December 2015	2,284	→
Quarter ending March 2016	2,416	↑
Quarter ending June 2016	2,521	↑
Quarter ending September 2016	2,610	↑
Variance since September 2015	13.8%	↑



ACTIVITY

Cumulative percentage of contracted UDA delivered 2016 & 2017



Month	Adjusted Scheduled Activity (UDA)	
	2016	2017
April	102	739
May	825	1,453
June	1,239	1,983
July	1,833	2,787
August	2,124	3,294
September	3,000	3,912
October	3,611	
November	4,121	
December	4,556	
January	4,799	
February	5,582	
March	6,237	
April	6,381	
May	6,391	
June	6,391	

QUALITY

	Quantity	Base Number	Contract	AT	Region	England
% of FP17s for the same patient ID Re-attending within 3 months - Children	14	339	4.1%	10.7%	12.0%	12.4%
% of FP17s for the same patient ID Re-attending within 3 months - Adults	152	1,302	11.7%	15.2%	15.9%	16.7%
% of FP17s for the same patient ID Re-attending between 3 & 9 months - Children	103	339	30.4%	55.3%	58.6%	57.4%
% of FP17s for the same patient ID Re-attending between 3 & 9 months - Adults	460	1,302	35.3%	48.8%	51.6%	50.5%
% of FP17s for Band 1 Urgent Courses	40	1,516	2.6%	8.4%	8.0%	9.1%
% of FP17s Relating to Free Repair or Replacements	13	1,516	0.9%	0.8%	0.8%	0.8%
% of FP17s Relating to Continuations	12	1,516	0.8%	1.1%	1.3%	1.3%
% of Patients satisfied with the dentistry they have received	3	3	N/A	93.9%	93.1%	93.2%
% of Patients satisfied with the time they had to wait for an appointment	3	3	N/A	90.7%	89.1%	89.0%

* This is based on patients treated on this contract for their most recent course of treatment. Figures in italics indicate the base number of FP17s or Patient Questionnaire responses are less than 100. N/A is shown where the base number of responses is less than 10 during the period. % is calculated as Quantity/Base number*100

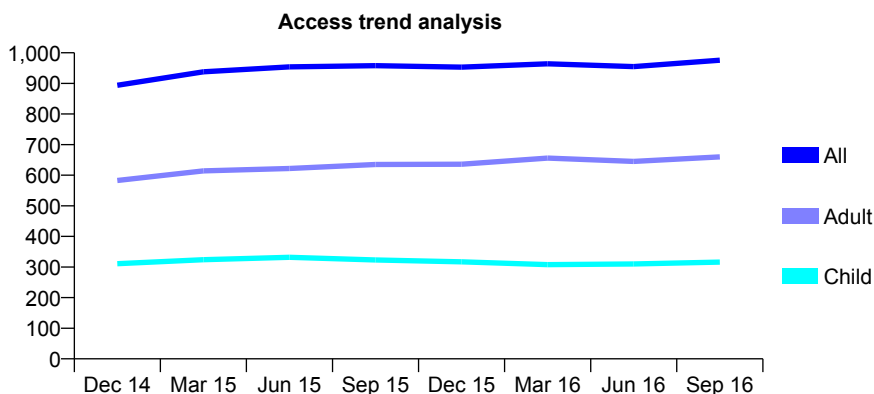
Q57 - Vital Signs At a Glance Contract Report for 926175/0001 - September 2016

Name or company name	MR GC ECKSTEIN
Contract type name	GDS Contract
Purpose of contract	General
Contract start date	01/04/2006
Contract end date	

16/17 Contracted general activity (UDA)	2,086
Carry forward general activity (UDA)	-7
16/17 Contracted orthodontic activity (UOA)	0
Carry forward orthodontic activity (UOA)	0
Baseline contract value	£47,338.44

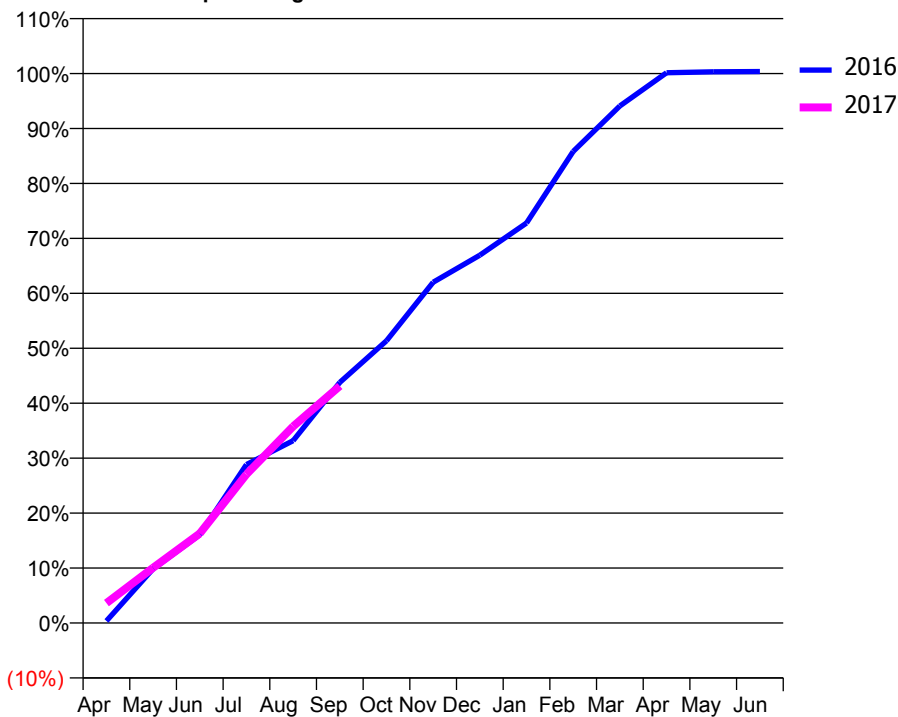
ACCESS*

Patients seen in 24 months	Total	Change since previous quarter
Quarter ending September 2015	958	
Quarter ending December 2015	953	→
Quarter ending March 2016	964	→
Quarter ending June 2016	955	→
Quarter ending September 2016	976	↑
Variance since September 2015	1.9%	→



ACTIVITY

Cumulative percentage of contracted UDA delivered 2016 & 2017



Month	Adjusted Scheduled Activity (UDA)	
	2016	2017
April	8	76
May	206	210
June	336	340
July	601	565
August	692	746
September	913	900
October	1,072	
November	1,294	
December	1,396	
January	1,518	
February	1,790	
March	1,963	
April	2,089	
May	2,092	
June	2,093	

QUALITY

	Quantity	Base Number	Contract	AT	Region	England
% of FP17s for the same patient ID Re-attending within 3 months - Children	11	233	4.7%	10.7%	12.0%	12.4%
% of FP17s for the same patient ID Re-attending within 3 months - Adults	27	422	6.4%	15.2%	15.9%	16.7%
% of FP17s for the same patient ID Re-attending between 3 & 9 months - Children	143	233	61.4%	55.3%	58.6%	57.4%
% of FP17s for the same patient ID Re-attending between 3 & 9 months - Adults	182	422	43.1%	48.8%	51.6%	50.5%
% of FP17s for Band 1 Urgent Courses	53	571	9.3%	8.4%	8.0%	9.1%
% of FP17s Relating to Free Repair or Replacements	0	571	0.0%	0.8%	0.8%	0.8%
% of FP17s Relating to Continuations	0	571	0.0%	1.1%	1.3%	1.3%
% of Patients satisfied with the dentistry they have received	4	4	N/A	93.9%	93.1%	93.2%
% of Patients satisfied with the time they had to wait for an appointment	4	4	N/A	90.7%	89.1%	89.0%

* This is based on patients treated on this contract for their most recent course of treatment. Figures in italics indicate the base number of FP17s or Patient Questionnaire responses are less than 100. N/A is shown where the base number of responses is less than 10 during the period. % is calculated as Quantity/Base number*100

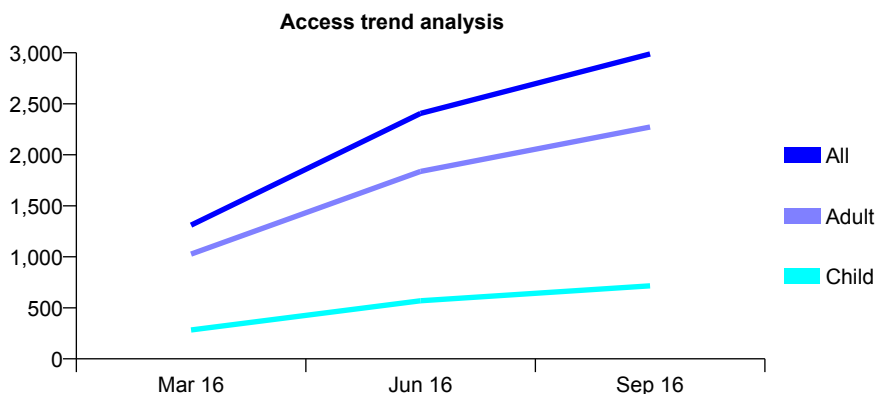
Q57 - Vital Signs At a Glance Contract Report for 927481/0001 - September 2016

Name or company name	MR A SAID
Contract type name	GDS Contract
Purpose of contract	General
Contract start date	01/12/2015
Contract end date	

16/17 Contracted general activity (UDA)	14,958
Carry forward general activity (UDA)	0
16/17 Contracted orthodontic activity (UOA)	0
Carry forward orthodontic activity (UOA)	0
Baseline contract value	£401,542.46

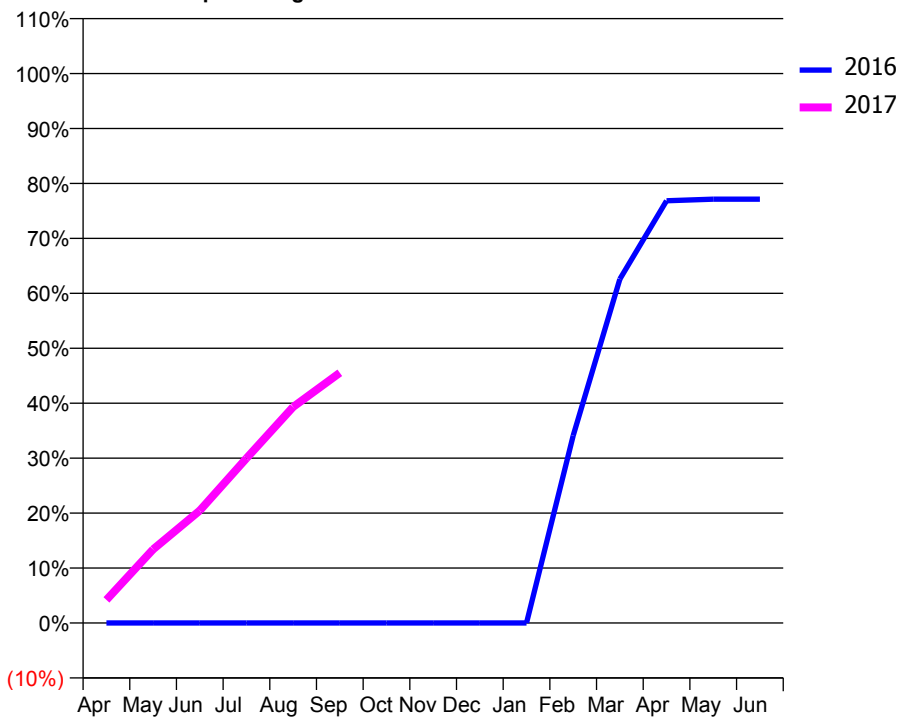
ACCESS*

Patients seen in 24 months	Total	Change since previous quarter
Quarter ending September 2015	0	
Quarter ending December 2015	0	
Quarter ending March 2016	1,310	
Quarter ending June 2016	2,406	↑
Quarter ending September 2016	2,989	↑
Variance since September 2015	N/A	



ACTIVITY

Cumulative percentage of contracted UDA delivered 2016 & 2017



Month	Adjusted Scheduled Activity (UDA)	
	2016	2017
April	0	629
May	0	2,005
June	0	3,063
July	0	4,486
August	0	5,882
September	0	6,811
October	0	
November	0	
December	0	
January	0	
February	1,701	
March	3,121	
April	3,831	
May	3,846	
June	3,846	

QUALITY

	Quantity	Base Number	Contract	AT	Region	England
% of FP17s for the same patient ID Re-attending within 3 months - Children	40	633	6.3%	10.7%	12.0%	12.4%
% of FP17s for the same patient ID Re-attending within 3 months - Adults	363	2,162	16.8%	15.2%	15.9%	16.7%
% of FP17s for the same patient ID Re-attending between 3 & 9 months - Children	104	633	16.4%	55.3%	58.6%	57.4%
% of FP17s for the same patient ID Re-attending between 3 & 9 months - Adults	399	2,162	18.5%	48.8%	51.6%	50.5%
% of FP17s for Band 1 Urgent Courses	59	2,520	2.3%	8.4%	8.0%	9.1%
% of FP17s Relating to Free Repair or Replacements	6	2,520	0.2%	0.8%	0.8%	0.8%
% of FP17s Relating to Continuations	91	2,520	3.6%	1.1%	1.3%	1.3%
% of Patients satisfied with the dentistry they have received	3	3	N/A	93.9%	93.1%	93.2%
% of Patients satisfied with the time they had to wait for an appointment	3	3	N/A	90.7%	89.1%	89.0%

* This is based on patients treated on this contract for their most recent course of treatment. Figures in italics indicate the base number of FP17s or Patient Questionnaire responses are less than 100. N/A is shown where the base number of responses is less than 10 during the period. % is calculated as Quantity/Base number*100

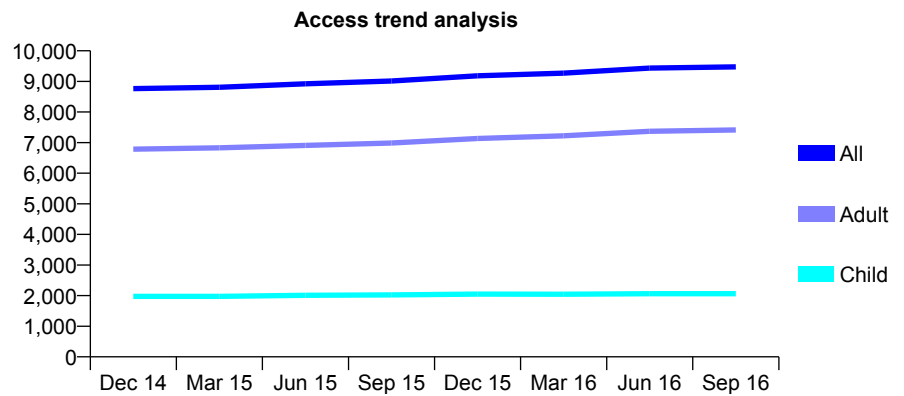
Q57 - Vital Signs At a Glance Contract Report for 929131/0001 - September 2016

Name or company name	MR MJ PERKINS
Contract type name	GDS Contract
Purpose of contract	General
Contract start date	01/04/2006
Contract end date	

16/17 Contracted general activity (UDA)	24,000
Carry forward general activity (UDA)	0
16/17 Contracted orthodontic activity (UOA)	0
Carry forward orthodontic activity (UOA)	0
Baseline contract value	£531,979.19

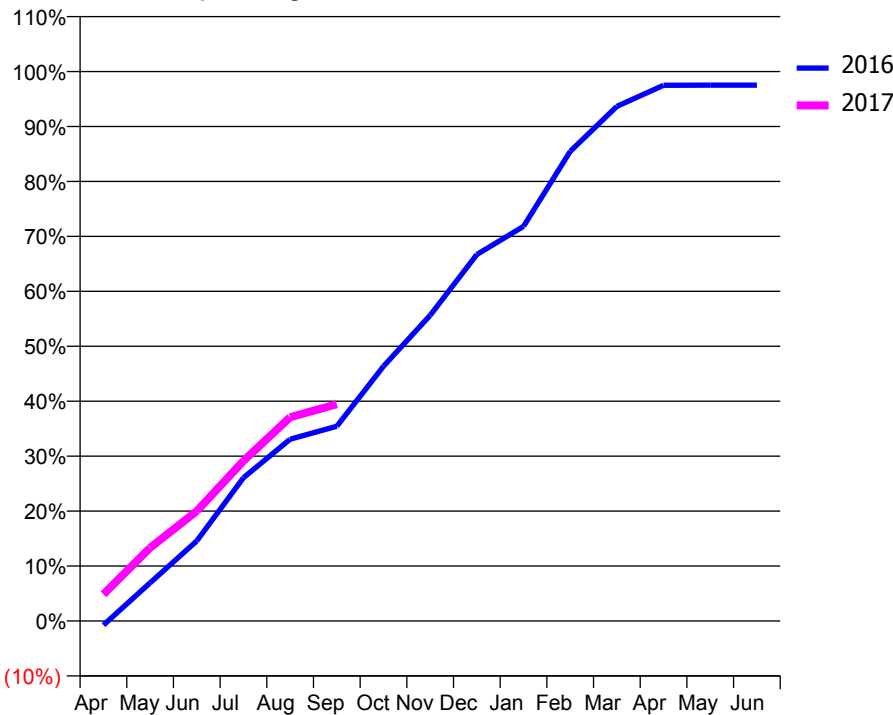
ACCESS*

Patients seen in 24 months	Total	Change since previous quarter
Quarter ending September 2015	9,013	
Quarter ending December 2015	9,183	→
Quarter ending March 2016	9,270	→
Quarter ending June 2016	9,434	→
Quarter ending September 2016	9,476	→
Variance since September 2015	5.1%	↑



ACTIVITY

Cumulative percentage of contracted UDA delivered 2016 & 2017



Month	Adjusted Scheduled Activity (UDA)	
	2016	2017
April	-183	1,167
May	1,668	3,201
June	3,496	4,802
July	6,261	6,994
August	7,942	8,905
September	8,507	9,466
October	11,124	
November	13,349	
December	16,005	
January	17,238	
February	20,512	
March	22,476	
April	23,401	
May	23,404	
June	23,404	

QUALITY

	Quantity	Base Number	Contract	AT	Region	England
% of FP17s for the same patient ID Re-attending within 3 months - Children	88	1,501	5.9%	10.7%	12.0%	12.4%
% of FP17s for the same patient ID Re-attending within 3 months - Adults	551	4,286	12.9%	15.2%	15.9%	16.7%
% of FP17s for the same patient ID Re-attending between 3 & 9 months - Children	928	1,501	61.8%	55.3%	58.6%	57.4%
% of FP17s for the same patient ID Re-attending between 3 & 9 months - Adults	1,920	4,286	44.8%	48.8%	51.6%	50.5%
% of FP17s for Band 1 Urgent Courses	419	5,260	8.0%	8.4%	8.0%	9.1%
% of FP17s Relating to Free Repair or Replacements	40	5,260	0.8%	0.8%	0.8%	0.8%
% of FP17s Relating to Continuations	164	5,260	3.1%	1.1%	1.3%	1.3%
% of Patients satisfied with the dentistry they have received	16	16	100.0%	93.9%	93.1%	93.2%
% of Patients satisfied with the time they had to wait for an appointment	16	16	100.0%	90.7%	89.1%	89.0%

* This is based on patients treated on this contract for their most recent course of treatment. Figures in italics indicate the base number of FP17s or Patient Questionnaire responses are less than 100. N/A is shown where the base number of responses is less than 10 during the period. % is calculated as Quantity/Base number*100

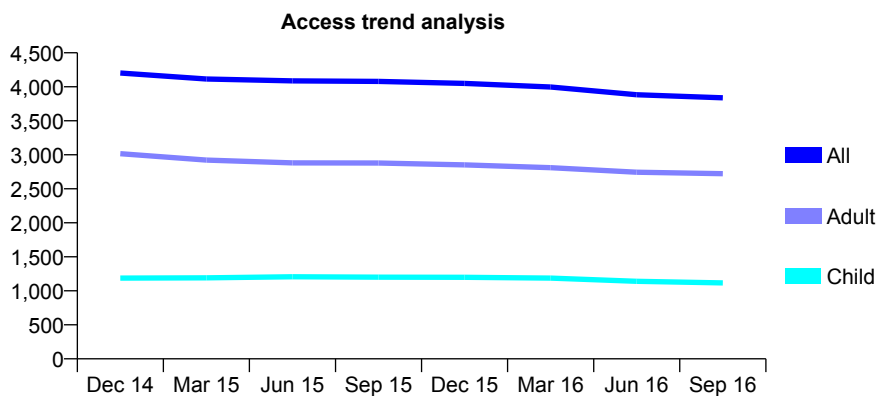
Q57 - Vital Signs At a Glance Contract Report for 934771/0001 - September 2016

Name or company name	MISS NA PATEL
Contract type name	GDS Contract
Purpose of contract	General
Contract start date	07/05/2012
Contract end date	

16/17 Contracted general activity (UDA)	11,878
Carry forward general activity (UDA)	0
16/17 Contracted orthodontic activity (UOA)	0
Carry forward orthodontic activity (UOA)	0
Baseline contract value	£329,534.82

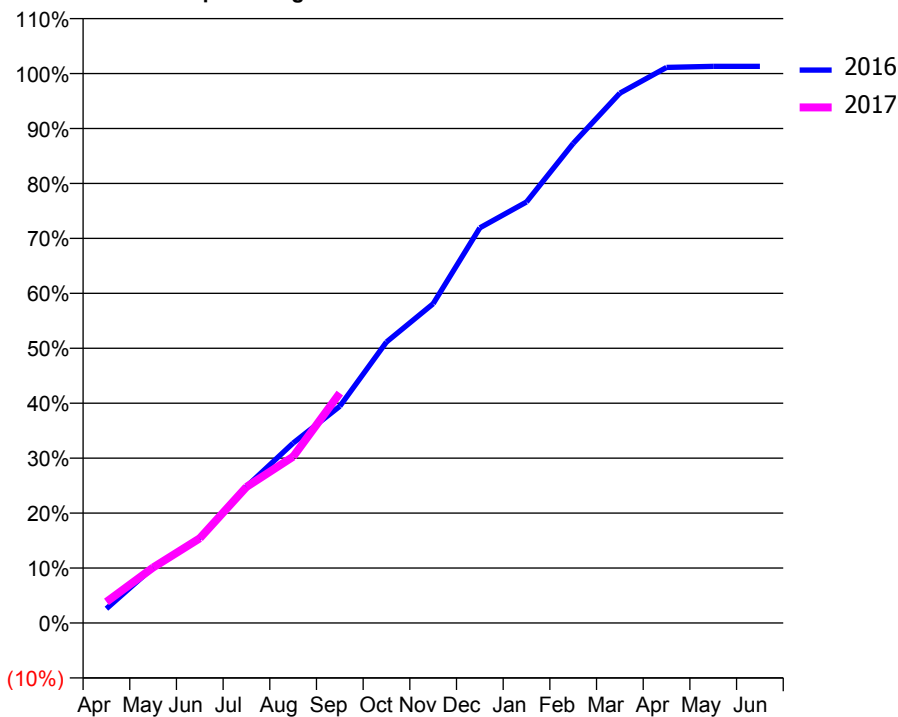
ACCESS*

Patients seen in 24 months	Total	Change since previous quarter
Quarter ending September 2015	4,080	
Quarter ending December 2015	4,050	→
Quarter ending March 2016	3,997	↓
Quarter ending June 2016	3,884	↓
Quarter ending September 2016	3,839	↓
Variance since September 2015	(5.9%)	↓



ACTIVITY

Cumulative percentage of contracted UDA delivered 2016 & 2017



Month	Adjusted Scheduled Activity (UDA)	
	2016	2017
April	309	457
May	1,199	1,202
June	1,844	1,832
July	2,950	2,941
August	3,891	3,595
September	4,686	4,970
October	6,075	
November	6,902	
December	8,541	
January	9,102	
February	10,368	
March	11,452	
April	12,011	
May	12,032	
June	12,032	

QUALITY

	Quantity	Base Number	Contract	AT	Region	England
% of FP17s for the same patient ID Re-attending within 3 months - Children	44	593	7.4%	10.7%	12.0%	12.4%
% of FP17s for the same patient ID Re-attending within 3 months - Adults	172	1,324	13.0%	15.2%	15.9%	16.7%
% of FP17s for the same patient ID Re-attending between 3 & 9 months - Children	153	593	25.8%	55.3%	58.6%	57.4%
% of FP17s for the same patient ID Re-attending between 3 & 9 months - Adults	415	1,324	31.3%	48.8%	51.6%	50.5%
% of FP17s for Band 1 Urgent Courses	66	1,753	3.8%	8.4%	8.0%	9.1%
% of FP17s Relating to Free Repair or Replacements	27	1,753	1.5%	0.8%	0.8%	0.8%
% of FP17s Relating to Continuations	12	1,753	0.7%	1.1%	1.3%	1.3%
% of Patients satisfied with the dentistry they have received	2	2	N/A	93.9%	93.1%	93.2%
% of Patients satisfied with the time they had to wait for an appointment	2	2	N/A	90.7%	89.1%	89.0%

* This is based on patients treated on this contract for their most recent course of treatment. Figures in italics indicate the base number of FP17s or Patient Questionnaire responses are less than 100. N/A is shown where the base number of responses is less than 10 during the period. % is calculated as Quantity/Base number*100

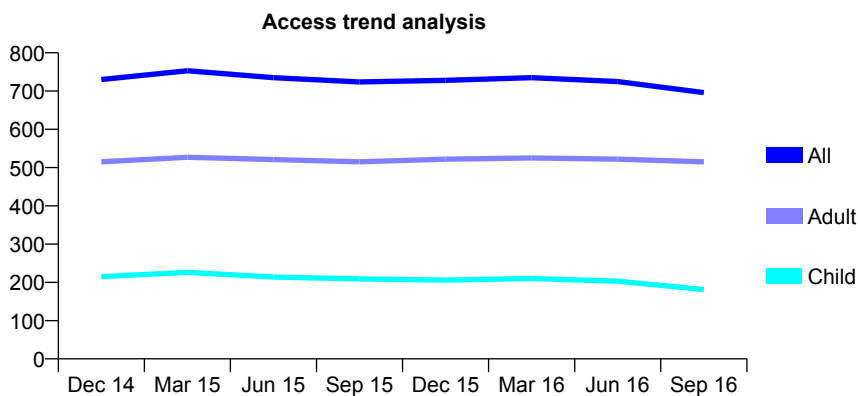
Q57 - Vital Signs At a Glance Contract Report for 943991/0001 - September 2016

Name or company name	MISS M SHAH
Contract type name	GDS Contract
Purpose of contract	General
Contract start date	01/04/2006
Contract end date	

16/17 Contracted general activity (UDA)	2,333
Carry forward general activity (UDA)	0
16/17 Contracted orthodontic activity (UOA)	0
Carry forward orthodontic activity (UOA)	0
Baseline contract value	£55,039.93

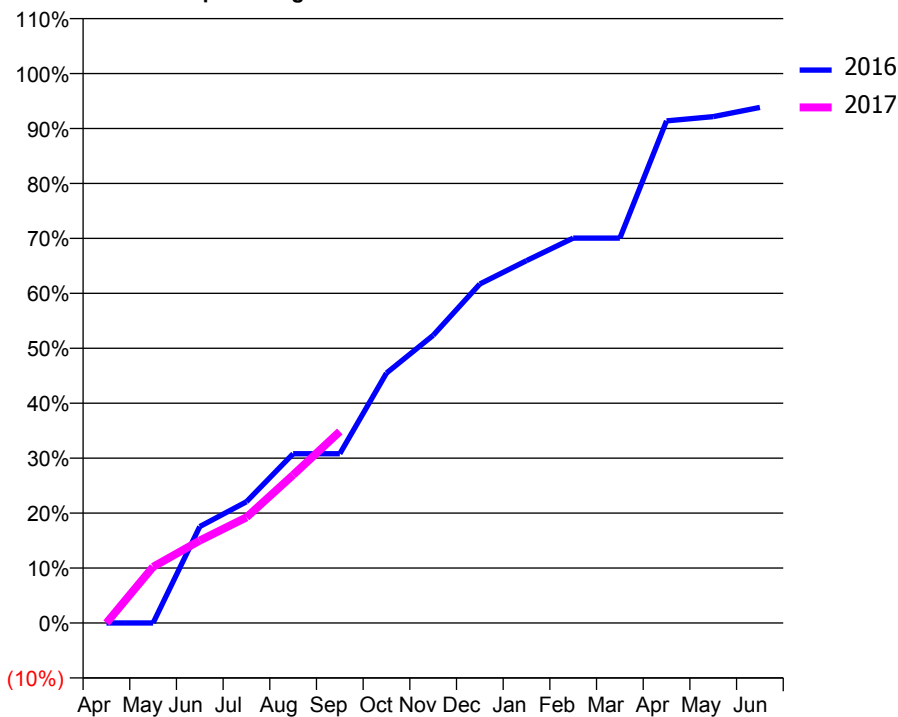
ACCESS*

Patients seen in 24 months	Total	Change since previous quarter
Quarter ending September 2015	724	
Quarter ending December 2015	728	→
Quarter ending March 2016	735	→
Quarter ending June 2016	725	↓
Quarter ending September 2016	696	↓
Variance since September 2015	(3.9%)	↓



ACTIVITY

Cumulative percentage of contracted UDA delivered 2016 & 2017



Month	Adjusted Scheduled Activity (UDA)	
	2016	2017
April	0	0
May	0	239
June	410	350
July	515	449
August	719	629
September	719	813
October	1,061	
November	1,222	
December	1,440	
January	1,538	
February	1,634	
March	1,634	
April	2,132	
May	2,150	
June	2,189	

QUALITY

	Quantity	Base Number	Contract	AT	Region	England
% of FP17s for the same patient ID Re-attending within 3 months - Children	11	178	6.2%	10.7%	12.0%	12.4%
% of FP17s for the same patient ID Re-attending within 3 months - Adults	68	412	16.5%	15.2%	15.9%	16.7%
% of FP17s for the same patient ID Re-attending between 3 & 9 months - Children	121	178	68.0%	55.3%	58.6%	57.4%
% of FP17s for the same patient ID Re-attending between 3 & 9 months - Adults	195	412	47.3%	48.8%	51.6%	50.5%
% of FP17s for Band 1 Urgent Courses	25	384	6.5%	8.4%	8.0%	9.1%
% of FP17s Relating to Free Repair or Replacements	15	384	3.9%	0.8%	0.8%	0.8%
% of FP17s Relating to Continuations	6	384	1.6%	1.1%	1.3%	1.3%
% of Patients satisfied with the dentistry they have received	0	0	N/A	93.9%	93.1%	93.2%
% of Patients satisfied with the time they had to wait for an appointment	0	0	N/A	90.7%	89.1%	89.0%

* This is based on patients treated on this contract for their most recent course of treatment. Figures in italics indicate the base number of FP17s or Patient Questionnaire responses are less than 100. N/A is shown where the base number of responses is less than 10 during the period. % is calculated as Quantity/Base number*100

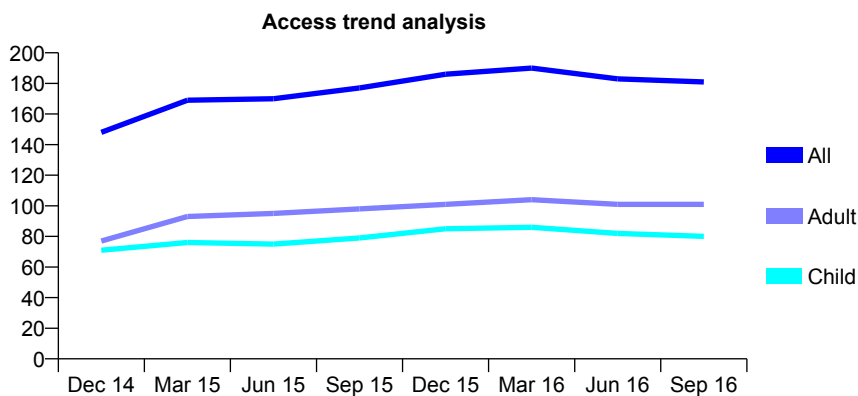
Q57 - Vital Signs At a Glance Contract Report for 946206/0001 - September 2016

Name or company name	MR S GOVENDER
Contract type name	GDS Contract
Purpose of contract	General
Contract start date	01/05/2007
Contract end date	

16/17 Contracted general activity (UDA)	450
Carry forward general activity (UDA)	0
16/17 Contracted orthodontic activity (UOA)	0
Carry forward orthodontic activity (UOA)	0
Baseline contract value	£11,906.83

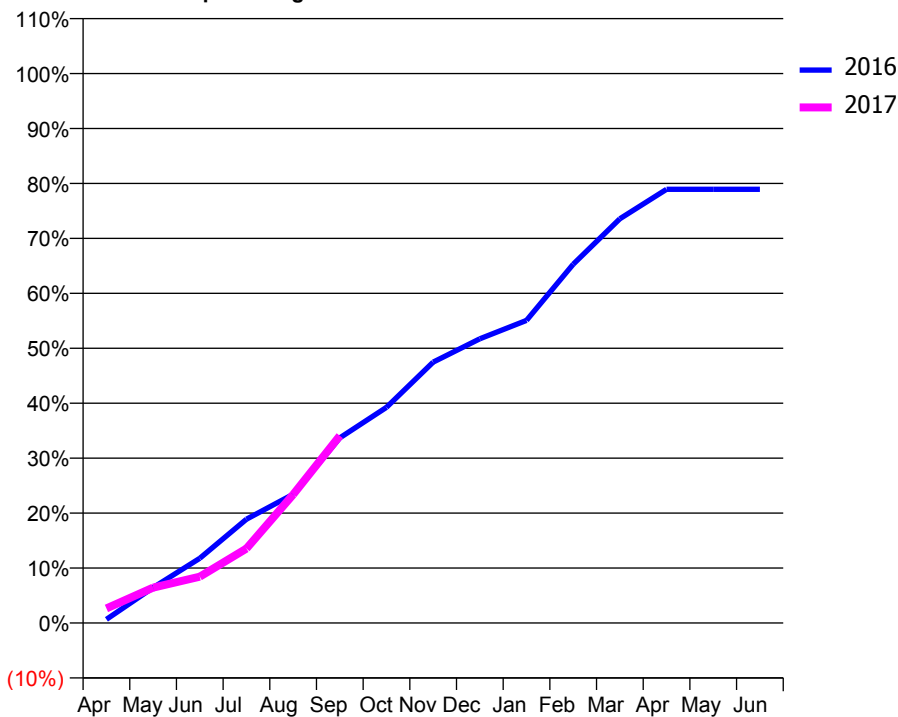
ACCESS*

Patients seen in 24 months	Total	Change since previous quarter
Quarter ending September 2015	177	
Quarter ending December 2015	186	↑
Quarter ending March 2016	190	↑
Quarter ending June 2016	183	↓
Quarter ending September 2016	181	↓
Variance since September 2015	2.3%	↑



ACTIVITY

Cumulative percentage of contracted UDA delivered 2016 & 2017



Month	Adjusted Scheduled Activity (UDA)	
	2016	2017
April	3	12
May	29	29
June	53	38
July	85	61
August	105	105
September	152	153
October	177	
November	214	
December	233	
January	248	
February	294	
March	331	
April	355	
May	355	
June	355	

QUALITY

	Quantity	Base Number	Contract	AT	Region	England
% of FP17s for the same patient ID Re-attending within 3 months - Children	0	62	0.0%	10.7%	12.0%	12.4%
% of FP17s for the same patient ID Re-attending within 3 months - Adults	6	56	10.7%	15.2%	15.9%	16.7%
% of FP17s for the same patient ID Re-attending between 3 & 9 months - Children	44	62	71.0%	55.3%	58.6%	57.4%
% of FP17s for the same patient ID Re-attending between 3 & 9 months - Adults	36	56	64.3%	48.8%	51.6%	50.5%
% of FP17s for Band 1 Urgent Courses	2	101	2.0%	8.4%	8.0%	9.1%
% of FP17s Relating to Free Repair or Replacements	0	101	0.0%	0.8%	0.8%	0.8%
% of FP17s Relating to Continuations	0	101	0.0%	1.1%	1.3%	1.3%
% of Patients satisfied with the dentistry they have received	0	0	N/A	93.9%	93.1%	93.2%
% of Patients satisfied with the time they had to wait for an appointment	0	0	N/A	90.7%	89.1%	89.0%

* This is based on patients treated on this contract for their most recent course of treatment. Figures in italics indicate the base number of FP17s or Patient Questionnaire responses are less than 100. N/A is shown where the base number of responses is less than 10 during the period. % is calculated as Quantity/Base number*100

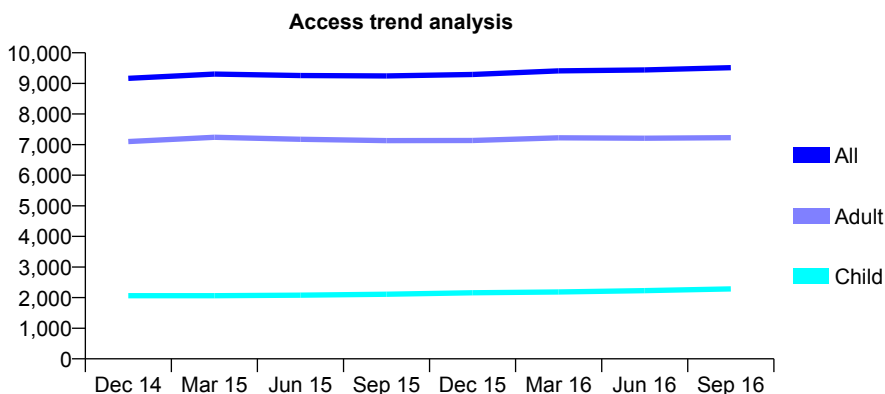
Q57 - Vital Signs At a Glance Contract Report for 946613/0001 - September 2016

Name or company name	MR M GOLJ
Contract type name	GDS Contract
Purpose of contract	General
Contract start date	01/04/2006
Contract end date	

16/17 Contracted general activity (UDA)	27,535
Carry forward general activity (UDA)	-9
16/17 Contracted orthodontic activity (UOA)	0
Carry forward orthodontic activity (UOA)	0
Baseline contract value	£735,621.93

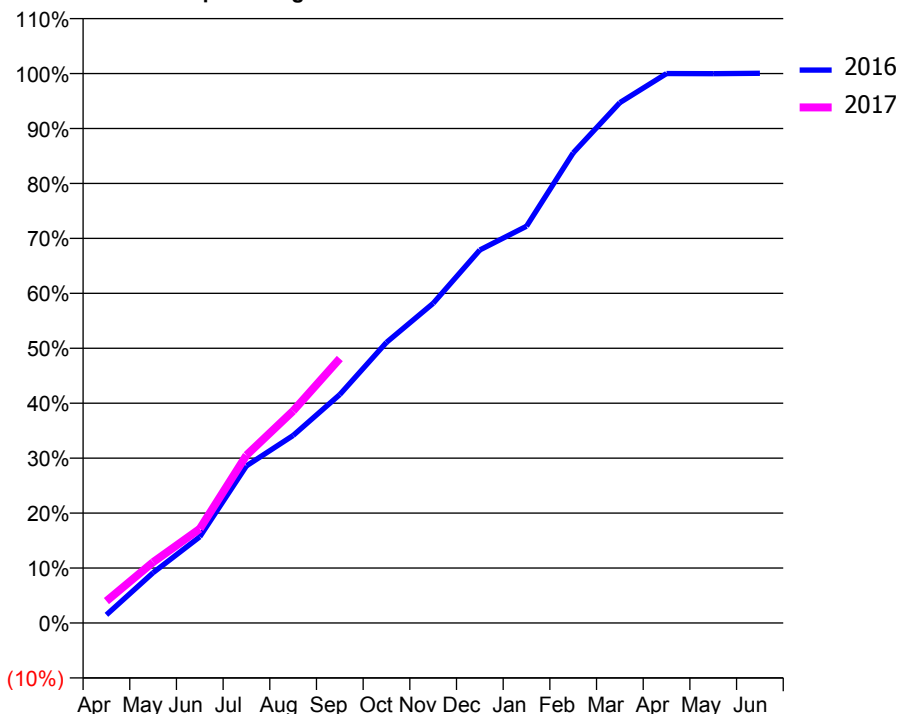
ACCESS*

Patients seen in 24 months	Total	Change since previous quarter
Quarter ending September 2015	9,242	
Quarter ending December 2015	9,294	→
Quarter ending March 2016	9,410	→
Quarter ending June 2016	9,439	→
Quarter ending September 2016	9,513	→
Variance since September 2015	2.9%	↑



ACTIVITY

Cumulative percentage of contracted UDA delivered 2016 & 2017



Month	Adjusted Scheduled Activity (UDA)	
	2016	2017
April	414	1,102
May	2,522	3,054
June	4,318	4,722
July	7,877	8,410
August	9,399	10,625
September	11,446	13,253
October	14,060	
November	16,019	
December	18,694	
January	19,884	
February	23,556	
March	26,074	
April	27,534	
May	27,526	
June	27,544	

QUALITY

	Quantity	Base Number	Contract	AT	Region	England
% of FP17s for the same patient ID Re-attending within 3 months - Children	119	1,793	6.6%	10.7%	12.0%	12.4%
% of FP17s for the same patient ID Re-attending within 3 months - Adults	532	4,771	11.2%	15.2%	15.9%	16.7%
% of FP17s for the same patient ID Re-attending between 3 & 9 months - Children	1,048	1,793	58.4%	55.3%	58.6%	57.4%
% of FP17s for the same patient ID Re-attending between 3 & 9 months - Adults	2,596	4,771	54.4%	48.8%	51.6%	50.5%
% of FP17s for Band 1 Urgent Courses	416	6,010	6.9%	8.4%	8.0%	9.1%
% of FP17s Relating to Free Repair or Replacements	23	6,010	0.4%	0.8%	0.8%	0.8%
% of FP17s Relating to Continuations	36	6,010	0.6%	1.1%	1.3%	1.3%
% of Patients satisfied with the dentistry they have received	18	19	94.7%	93.9%	93.1%	93.2%
% of Patients satisfied with the time they had to wait for an appointment	18	19	94.7%	90.7%	89.1%	89.0%

* This is based on patients treated on this contract for their most recent course of treatment. Figures in italics indicate the base number of FP17s or Patient Questionnaire responses are less than 100. N/A is shown where the base number of responses is less than 10 during the period. % is calculated as Quantity/Base number*100

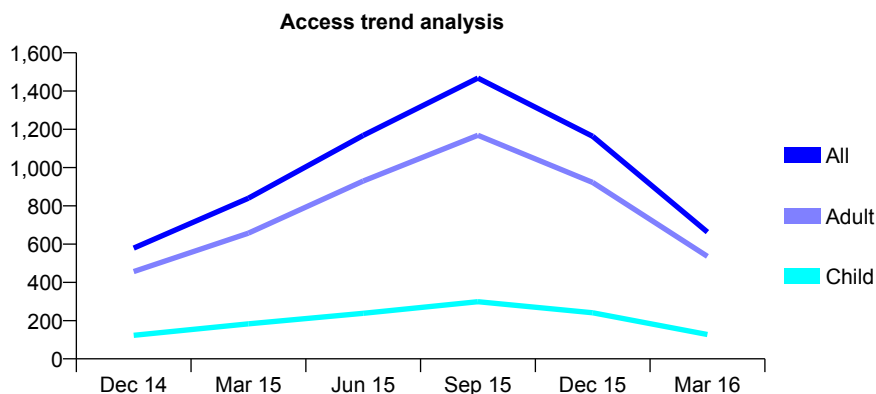
Q57 - Vital Signs At a Glance Contract Report for 972932/0001 - September 2016

Name or company name	MR CP ELMES
Contract type name	GDS Contract
Purpose of contract	General
Contract start date	01/08/2013
Contract end date	

16/17 Contracted general activity (UDA)	3,282
Carry forward general activity (UDA)	-70
16/17 Contracted orthodontic activity (UOA)	0
Carry forward orthodontic activity (UOA)	0
Baseline contract value	£80,257.10

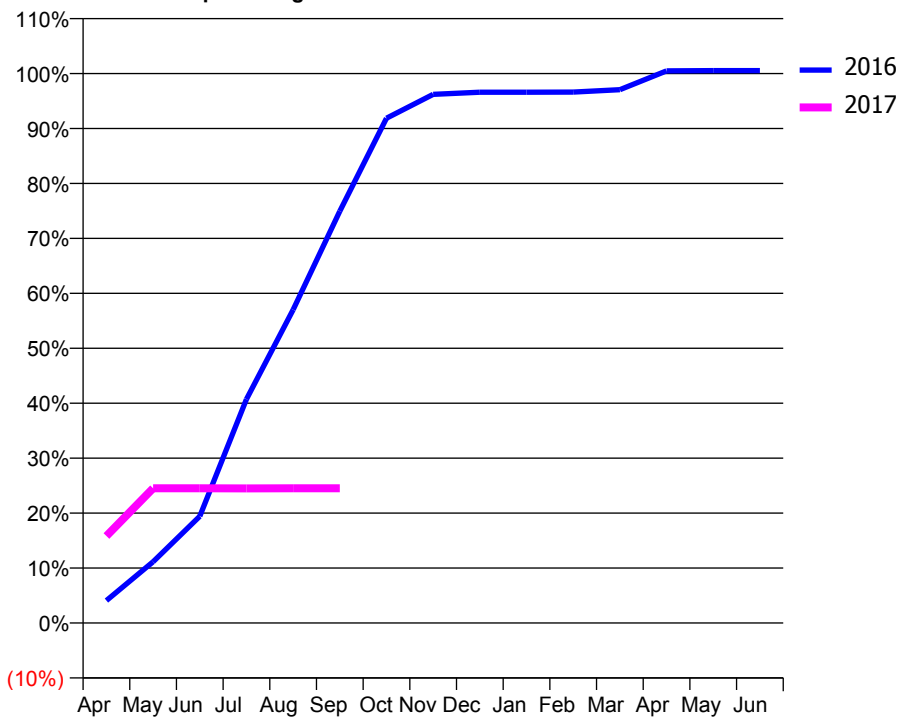
ACCESS*

Patients seen in 24 months	Total	Change since previous quarter
Quarter ending September 2015	1,468	
Quarter ending December 2015	1,163	↓
Quarter ending March 2016	663	↓
Quarter ending June 2016	0	
Quarter ending September 2016	0	
Variance since September 2015	N/A	



ACTIVITY

Cumulative percentage of contracted UDA delivered 2016 & 2017



Month	Adjusted Scheduled Activity (UDA)	
	2016	2017
April	134	520
May	366	805
June	638	805
July	1,337	804
August	1,871	805
September	2,460	805
October	3,015	
November	3,157	
December	3,170	
January	3,170	
February	3,171	
March	3,185	
April	3,298	
May	3,300	
June	3,300	

QUALITY

	Quantity	Base Number	Contract	AT	Region	England
% of FP17s for the same patient ID Re-attending within 3 months - Children	0	78	0.0%	10.7%	12.0%	12.4%
% of FP17s for the same patient ID Re-attending within 3 months - Adults	6	334	1.8%	15.2%	15.9%	16.7%
% of FP17s for the same patient ID Re-attending between 3 & 9 months - Children	24	78	30.8%	55.3%	58.6%	57.4%
% of FP17s for the same patient ID Re-attending between 3 & 9 months - Adults	101	334	30.2%	48.8%	51.6%	50.5%
% of FP17s for Band 1 Urgent Courses	16	336	4.8%	8.4%	8.0%	9.1%
% of FP17s Relating to Free Repair or Replacements	0	336	0.0%	0.8%	0.8%	0.8%
% of FP17s Relating to Continuations	1	336	0.3%	1.1%	1.3%	1.3%
% of Patients satisfied with the dentistry they have received	0	0	N/A	93.9%	93.1%	93.2%
% of Patients satisfied with the time they had to wait for an appointment	0	0	N/A	90.7%	89.1%	89.0%

* This is based on patients treated on this contract for their most recent course of treatment. Figures in italics indicate the base number of FP17s or Patient Questionnaire responses are less than 100. N/A is shown where the base number of responses is less than 10 during the period. % is calculated as Quantity/Base number*100

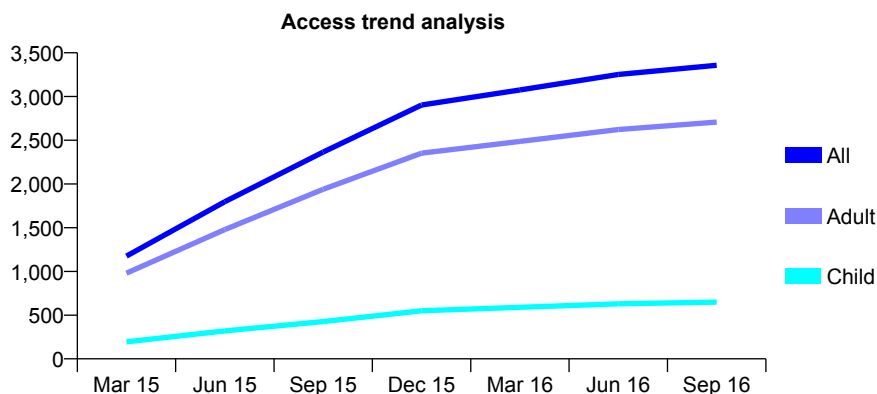
Q57 - Vital Signs At a Glance Contract Report for 991163/0001 - September 2016

Name or company name	MR S DITTA
Contract type name	GDS Contract
Purpose of contract	General
Contract start date	01/12/2014
Contract end date	

16/17 Contracted general activity (UDA)	9,500
Carry forward general activity (UDA)	0
16/17 Contracted orthodontic activity (UOA)	0
Carry forward orthodontic activity (UOA)	0
Baseline contract value	£227,207.08

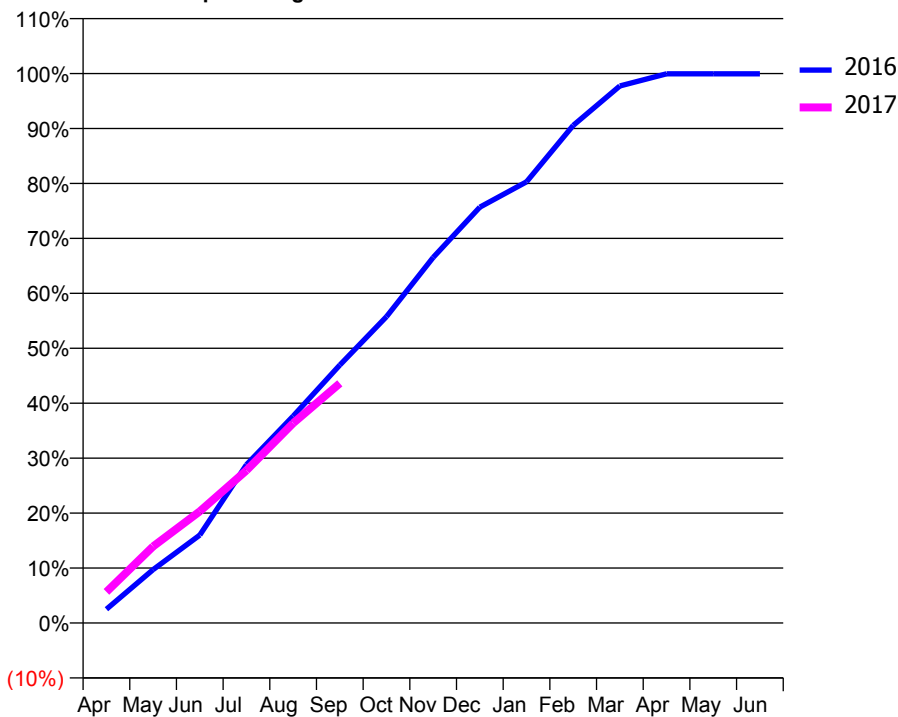
ACCESS*

Patients seen in 24 months	Total	Change since previous quarter
Quarter ending September 2015	2,365	
Quarter ending December 2015	2,903	↑
Quarter ending March 2016	3,076	↑
Quarter ending June 2016	3,252	↑
Quarter ending September 2016	3,357	↑
Variance since September 2015	41.9%	↑



ACTIVITY

Cumulative percentage of contracted UDA delivered 2016 & 2017



Adjusted Scheduled Activity (UDA)

Month	2016	2017
April	239	538
May	923	1,325
June	1,521	1,931
July	2,738	2,639
August	3,576	3,454
September	4,459	4,144
October	5,296	
November	6,321	
December	7,189	
January	7,627	
February	8,601	
March	9,284	
April	9,494	
May	9,494	
June	9,494	

QUALITY

	Quantity	Base Number	Contract	AT	Region	England
% of FP17s for the same patient ID Re-attending within 3 months - Children	4	357	1.1%	10.7%	12.0%	12.4%
% of FP17s for the same patient ID Re-attending within 3 months - Adults	16	1,432	1.1%	15.2%	15.9%	16.7%
% of FP17s for the same patient ID Re-attending between 3 & 9 months - Children	127	357	35.6%	55.3%	58.6%	57.4%
% of FP17s for the same patient ID Re-attending between 3 & 9 months - Adults	750	1,432	52.4%	48.8%	51.6%	50.5%
% of FP17s for Band 1 Urgent Courses	65	1,678	3.9%	8.4%	8.0%	9.1%
% of FP17s Relating to Free Repair or Replacements	4	1,678	0.2%	0.8%	0.8%	0.8%
% of FP17s Relating to Continuations	1	1,678	0.1%	1.1%	1.3%	1.3%
% of Patients satisfied with the dentistry they have received	2	2	N/A	93.9%	93.1%	93.2%
% of Patients satisfied with the time they had to wait for an appointment	2	2	N/A	90.7%	89.1%	89.0%

* This is based on patients treated on this contract for their most recent course of treatment. Figures in italics indicate the base number of FP17s or Patient Questionnaire responses are less than 100. N/A is shown where the base number of responses is less than 10 during the period. % is calculated as Quantity/Base number*100

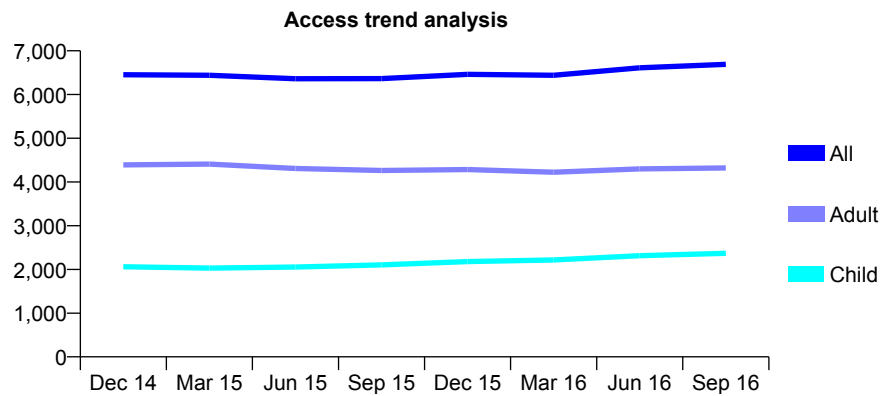
Q57 - Vital Signs At a Glance Contract Report for 993662/0001 - September 2016

Name or company name	MRS JA JORDAN
Contract type name	GDS Contract
Purpose of contract	General
Contract start date	01/04/2006
Contract end date	

16/17 Contracted general activity (UDA)	13,700
Carry forward general activity (UDA)	0
16/17 Contracted orthodontic activity (UOA)	0
Carry forward orthodontic activity (UOA)	0
Baseline contract value	£399,542.79

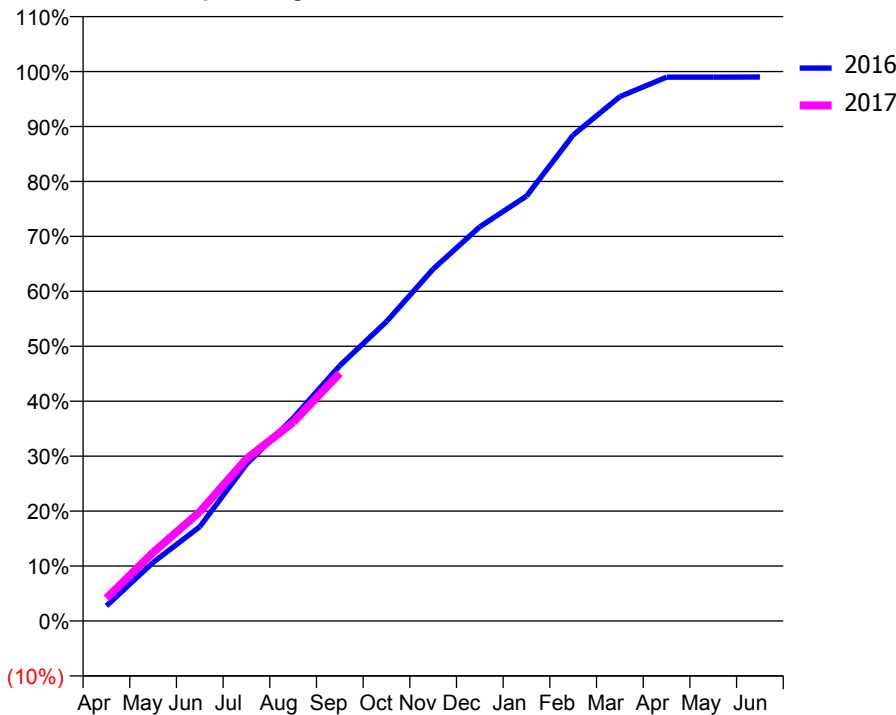
ACCESS*

Patients seen in 24 months	Total	Change since previous quarter
Quarter ending September 2015	6,365	
Quarter ending December 2015	6,463	→
Quarter ending March 2016	6,439	→
Quarter ending June 2016	6,611	↑
Quarter ending September 2016	6,690	→
Variance since September 2015	5.1%	↑



ACTIVITY

Cumulative percentage of contracted UDA delivered 2016 & 2017



Month	Adjusted Scheduled Activity (UDA)	
	2016	2017
April	378	566
May	1,461	1,710
June	2,353	2,725
July	3,913	4,045
August	5,058	4,956
September	6,368	6,180
October	7,465	
November	8,776	
December	9,830	
January	10,595	
February	12,116	
March	13,075	
April	13,558	
May	13,560	
June	13,561	

QUALITY

	Quantity	Base Number	Contract	AT	Region	England
% of FP17s for the same patient ID Re-attending within 3 months - Children	68	1,603	4.2%	10.7%	12.0%	12.4%
% of FP17s for the same patient ID Re-attending within 3 months - Adults	211	2,450	8.6%	15.2%	15.9%	16.7%
% of FP17s for the same patient ID Re-attending between 3 & 9 months - Children	731	1,603	45.6%	55.3%	58.6%	57.4%
% of FP17s for the same patient ID Re-attending between 3 & 9 months - Adults	933	2,450	38.1%	48.8%	51.6%	50.5%
% of FP17s for Band 1 Urgent Courses	168	3,626	4.6%	8.4%	8.0%	9.1%
% of FP17s Relating to Free Repair or Replacements	5	3,626	0.1%	0.8%	0.8%	0.8%
% of FP17s Relating to Continuations	5	3,626	0.1%	1.1%	1.3%	1.3%
% of Patients satisfied with the dentistry they have received	0	0	N/A	93.9%	93.1%	93.2%
% of Patients satisfied with the time they had to wait for an appointment	0	0	N/A	90.7%	89.1%	89.0%

* This is based on patients treated on this contract for their most recent course of treatment. Figures in italics indicate the base number of FP17s or Patient Questionnaire responses are less than 100. N/A is shown where the base number of responses is less than 10 during the period. % is calculated as Quantity/Base number*100

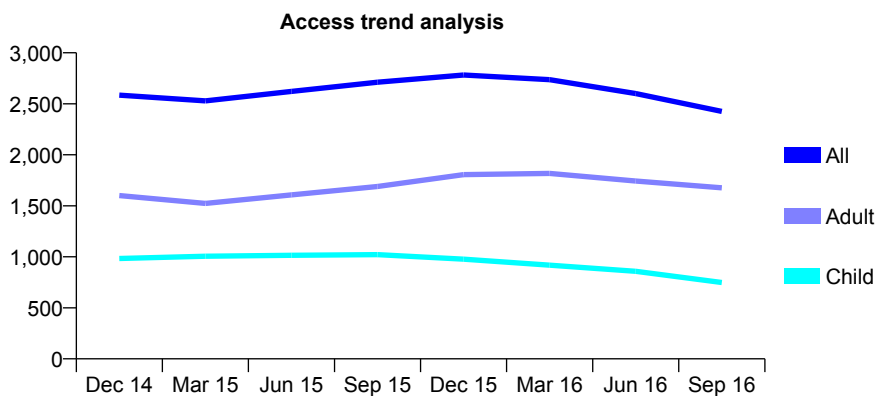
Q57 - Vital Signs At a Glance Contract Report for 993662/0002 - September 2016

Name or company name	MRS JA JORDAN
Contract type name	GDS Contract
Purpose of contract	General
Contract start date	01/04/2006
Contract end date	

16/17 Contracted general activity (UDA)	6,000
Carry forward general activity (UDA)	0
16/17 Contracted orthodontic activity (UOA)	0
Carry forward orthodontic activity (UOA)	0
Baseline contract value	£148,549.56

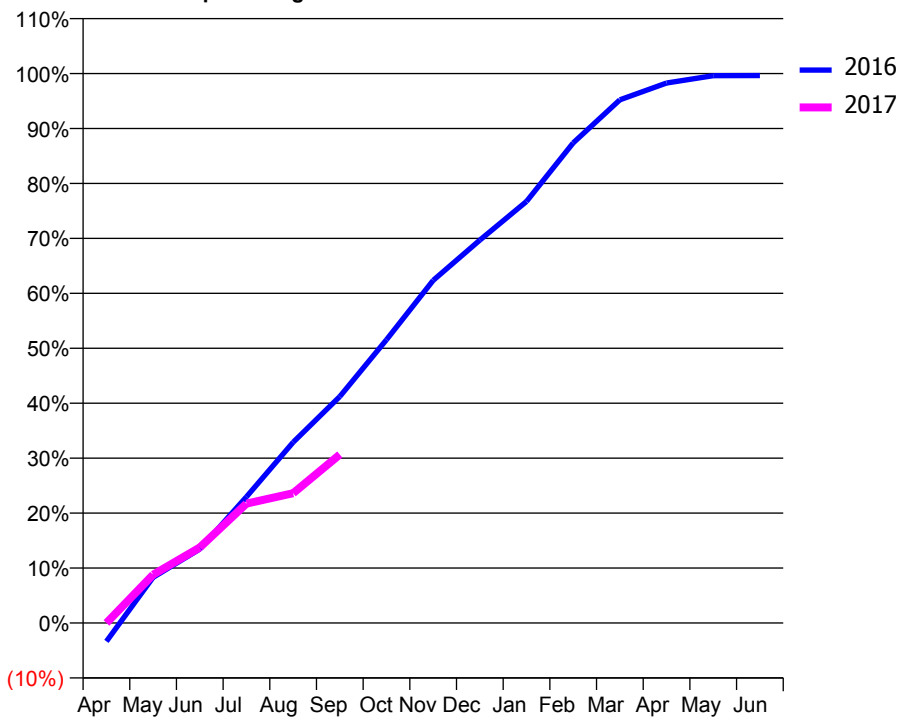
ACCESS*

Patients seen in 24 months	Total	Change since previous quarter
Quarter ending September 2015	2,712	
Quarter ending December 2015	2,783	↑
Quarter ending March 2016	2,736	↓
Quarter ending June 2016	2,601	↓
Quarter ending September 2016	2,426	↓
Variance since September 2015	(10.5%)	↓



ACTIVITY

Cumulative percentage of contracted UDA delivered 2016 & 2017



Adjusted Scheduled Activity (UDA)

Month	2016	2017
April	-202	0
May	498	528
June	807	824
July	1,379	1,303
August	1,973	1,417
September	2,473	1,839
October	3,094	
November	3,741	
December	4,182	
January	4,604	
February	5,243	
March	5,713	
April	5,896	
May	5,977	
June	5,978	

QUALITY

	Quantity	Base Number	Contract	AT	Region	England
% of FP17s for the same patient ID Re-attending within 3 months - Children	20	425	4.7%	10.7%	12.0%	12.4%
% of FP17s for the same patient ID Re-attending within 3 months - Adults	52	812	6.4%	15.2%	15.9%	16.7%
% of FP17s for the same patient ID Re-attending between 3 & 9 months - Children	96	425	22.6%	55.3%	58.6%	57.4%
% of FP17s for the same patient ID Re-attending between 3 & 9 months - Adults	216	812	26.6%	48.8%	51.6%	50.5%
% of FP17s for Band 1 Urgent Courses	100	1,065	9.4%	8.4%	8.0%	9.1%
% of FP17s Relating to Free Repair or Replacements	5	1,065	0.5%	0.8%	0.8%	0.8%
% of FP17s Relating to Continuations	3	1,065	0.3%	1.1%	1.3%	1.3%
% of Patients satisfied with the dentistry they have received	1	1	N/A	93.9%	93.1%	93.2%
% of Patients satisfied with the time they had to wait for an appointment	1	1	N/A	90.7%	89.1%	89.0%

* This is based on patients treated on this contract for their most recent course of treatment. Figures in italics indicate the base number of FP17s or Patient Questionnaire responses are less than 100. N/A is shown where the base number of responses is less than 10 during the period. % is calculated as Quantity/Base number*100

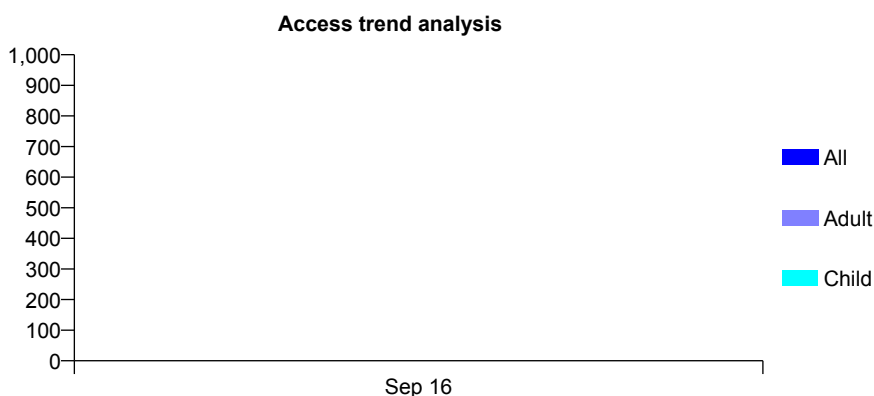
Q58 - Vital Signs At a Glance Contract Report for 100039/0000 - September 2016

Name or company name	Damira Dental Studios Ltd
Contract type name	PDS Contract
Purpose of contract	General
Contract start date	01/04/2016
Contract end date	31/03/2021

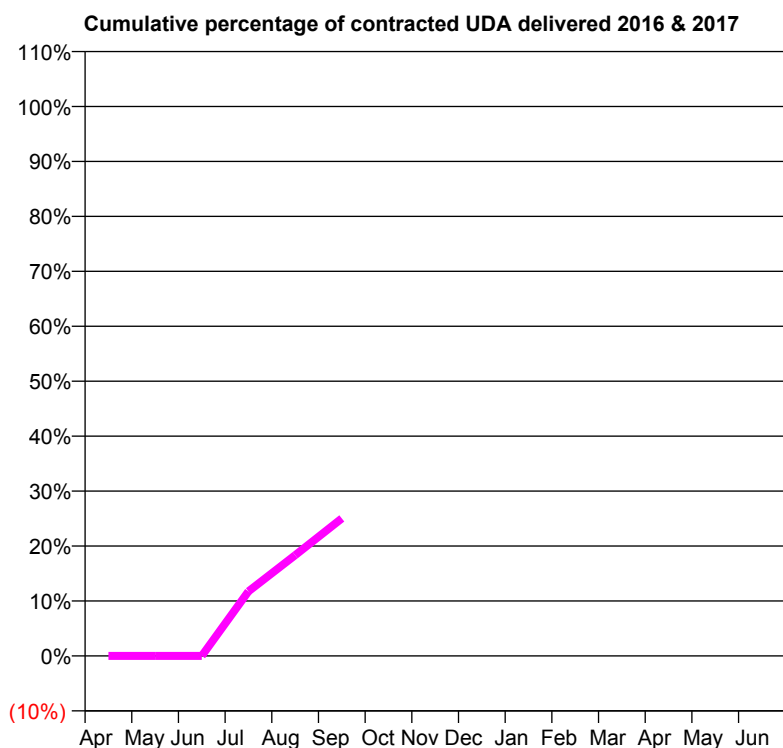
16/17 Contracted general activity (UDA)	10,255
Carry forward general activity (UDA)	0
16/17 Contracted orthodontic activity (UOA)	0
Carry forward orthodontic activity (UOA)	0
Baseline contract value	£257,650.00

ACCESS*

Patients seen in 24 months	Total	Change since previous quarter
Quarter ending September 2015	0	
Quarter ending December 2015	0	
Quarter ending March 2016	0	
Quarter ending June 2016	0	
Quarter ending September 2016	970	↑
Variance since September 2015	N/A	



ACTIVITY



Month	Adjusted Scheduled Activity (UDA)	
	2016	2017
April	0	0
May	0	0
June	0	0
July	0	1,205
August	0	1,879
September	0	2,566
October	0	
November	0	
December	0	
January	0	
February	0	
March	0	
April	0	
May	0	
June	0	

QUALITY

	Quantity	Base Number	Contract	AT	Region	England
% of FP17s for the same patient ID Re-attending within 3 months - Children	20	281	7.1%	11.4%	12.0%	12.4%
% of FP17s for the same patient ID Re-attending within 3 months - Adults	122	845	14.4%	14.8%	15.9%	16.7%
% of FP17s for the same patient ID Re-attending between 3 & 9 months - Children	0	281	0.0%	55.6%	58.6%	57.4%
% of FP17s for the same patient ID Re-attending between 3 & 9 months - Adults	11	845	1.3%	48.1%	51.6%	50.5%
% of FP17s for Band 1 Urgent Courses	157	1,126	13.9%	8.3%	8.0%	9.1%
% of FP17s Relating to Free Repair or Replacements	4	1,126	0.4%	0.7%	0.8%	0.8%
% of FP17s Relating to Continuations	4	1,126	0.4%	1.0%	1.3%	1.3%
% of Patients satisfied with the dentistry they have received	0	0	N/A	94.0%	93.1%	93.2%
% of Patients satisfied with the time they had to wait for an appointment	0	0	N/A	87.5%	89.1%	89.0%

* This is based on patients treated on this contract for their most recent course of treatment. Figures in italics indicate the base number of FP17s or Patient Questionnaire responses are less than 100. N/A is shown where the base number of responses is less than 10 during the period. % is calculated as Quantity/Base number*100

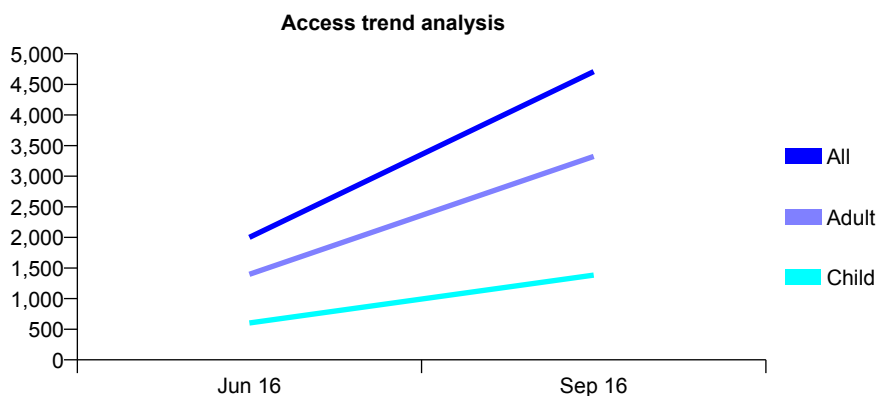
Q58 - Vital Signs At a Glance Contract Report for 100041/0000 - September 2016

Name or company name	2:30 Ltd
Contract type name	GDS Contract
Purpose of contract	General and Orthodontic
Contract start date	01/04/2016
Contract end date	

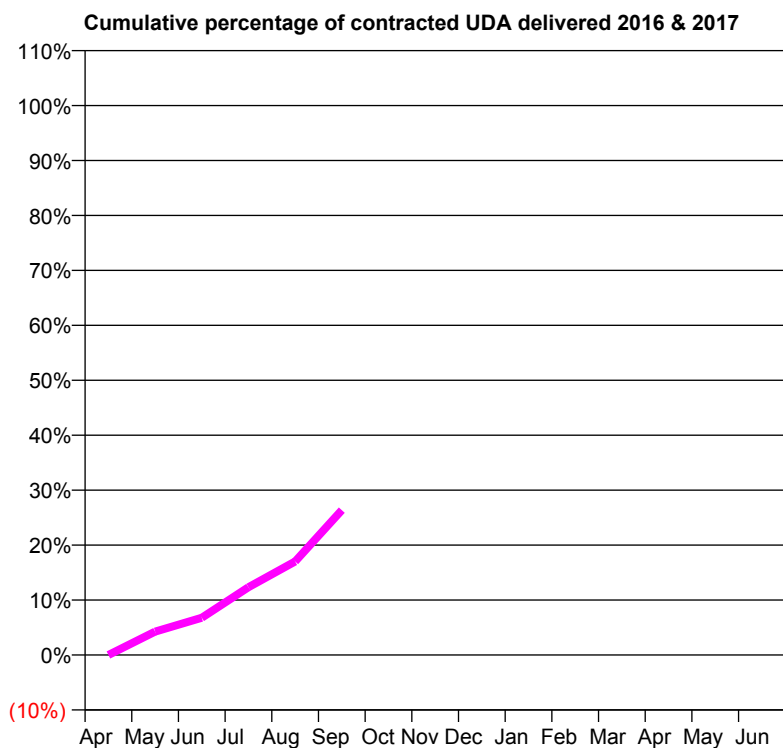
16/17 Contracted general activity (UDA)	31,550
Carry forward general activity (UDA)	0
16/17 Contracted orthodontic activity (UOA)	785
Carry forward orthodontic activity (UOA)	0
Baseline contract value	£932,405.69

ACCESS*

Patients seen in 24 months	Total	Change since previous quarter
Quarter ending September 2015	0	
Quarter ending December 2015	0	
Quarter ending March 2016	0	
Quarter ending June 2016	2,001	↑
Quarter ending September 2016	4,709	↑
Variance since September 2015	N/A	



ACTIVITY



Month	Adjusted Scheduled Activity (UDA)	
	2016	2017
April	0	0
May	0	1,343
June	0	2,142
July	0	3,889
August	0	5,375
September	0	8,320
October	0	
November	0	
December	0	
January	0	
February	0	
March	0	
April	0	
May	0	
June	0	

QUALITY

	Quantity	Base Number	Contract	AT	Region	England
% of FP17s for the same patient ID Re-attending within 3 months - Children	101	1,540	6.6%	11.4%	12.0%	12.4%
% of FP17s for the same patient ID Re-attending within 3 months - Adults	379	3,797	10.0%	14.8%	15.9%	16.7%
% of FP17s for the same patient ID Re-attending between 3 & 9 months - Children	33	1,540	2.1%	55.6%	58.6%	57.4%
% of FP17s for the same patient ID Re-attending between 3 & 9 months - Adults	78	3,797	2.1%	48.1%	51.6%	50.5%
% of FP17s for Band 1 Urgent Courses	493	4,657	10.6%	8.3%	8.0%	9.1%
% of FP17s Relating to Free Repair or Replacements	29	4,657	0.6%	0.7%	0.8%	0.8%
% of FP17s Relating to Continuations	25	4,657	0.5%	1.0%	1.3%	1.3%
% of Patients satisfied with the dentistry they have received	0	0	N/A	94.0%	93.1%	93.2%
% of Patients satisfied with the time they had to wait for an appointment	0	0	N/A	87.5%	89.1%	89.0%

* This is based on patients treated on this contract for their most recent course of treatment. Figures in italics indicate the base number of FP17s or Patient Questionnaire responses are less than 100. N/A is shown where the base number of responses is less than 10 during the period. % is calculated as Quantity/Base number*100

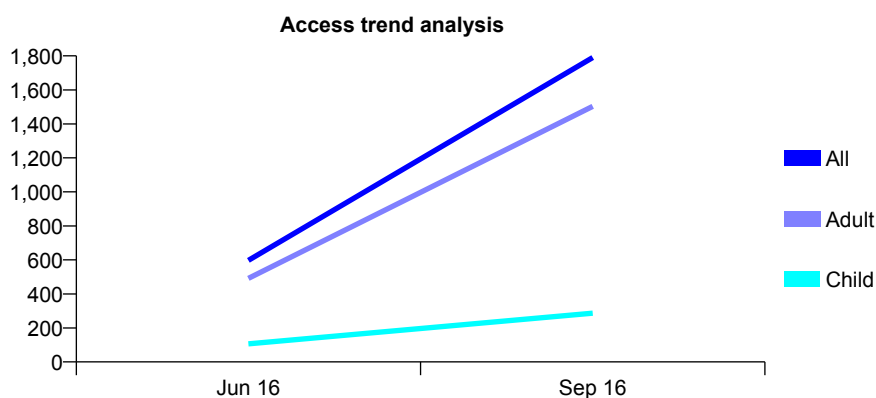
Q58 - Vital Signs At a Glance Contract Report for 100079/0000 - September 2016

Name or company name	Rodericks Dental Limited
Contract type name	PDS Contract
Purpose of contract	General
Contract start date	01/04/2016
Contract end date	31/03/2021

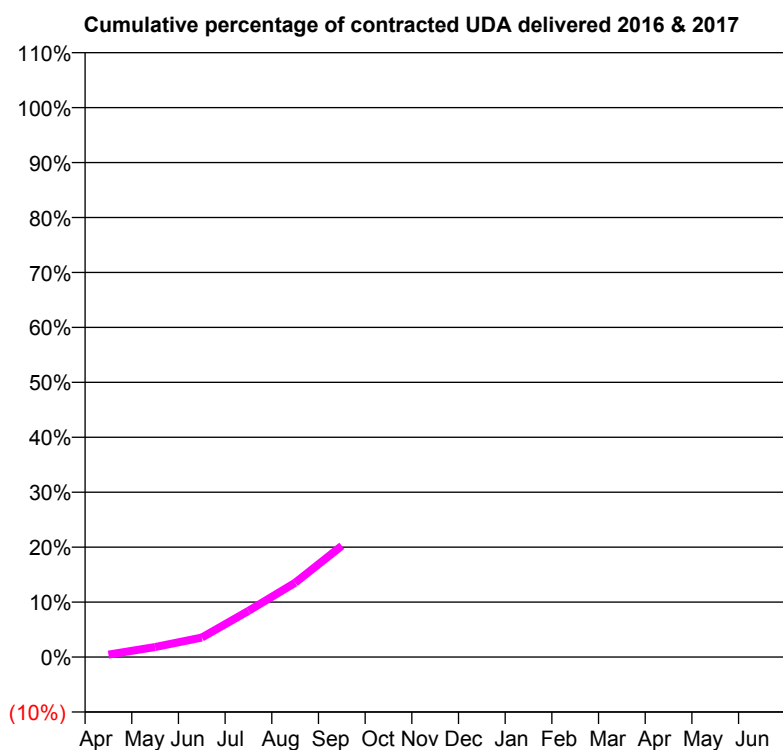
16/17 Contracted general activity (UDA)	22,958
Carry forward general activity (UDA)	0
16/17 Contracted orthodontic activity (UOA)	0
Carry forward orthodontic activity (UOA)	0
Baseline contract value	£575,617.09

ACCESS*

Patients seen in 24 months	Total	Change since previous quarter
Quarter ending September 2015	0	
Quarter ending December 2015	0	
Quarter ending March 2016	0	
Quarter ending June 2016	597	↑
Quarter ending September 2016	1,790	↑
Variance since September 2015	N/A	



ACTIVITY



Month	Adjusted Scheduled Activity (UDA)	
	2016	2017
April	0	102
May	0	421
June	0	816
July	0	1,933
August	0	3,105
September	0	4,649
October	0	
November	0	
December	0	
January	0	
February	0	
March	0	
April	0	
May	0	
June	0	

QUALITY

	Quantity	Base Number	Contract	AT	Region	England
% of FP17s for the same patient ID Re-attending within 3 months - Children	22	311	7.1%	11.4%	12.0%	12.4%
% of FP17s for the same patient ID Re-attending within 3 months - Adults	200	1,706	11.7%	14.8%	15.9%	16.7%
% of FP17s for the same patient ID Re-attending between 3 & 9 months - Children	2	311	0.6%	55.6%	58.6%	57.4%
% of FP17s for the same patient ID Re-attending between 3 & 9 months - Adults	8	1,706	0.5%	48.1%	51.6%	50.5%
% of FP17s for Band 1 Urgent Courses	660	2,017	32.7%	8.3%	8.0%	9.1%
% of FP17s Relating to Free Repair or Replacements	0	2,017	0.0%	0.7%	0.8%	0.8%
% of FP17s Relating to Continuations	15	2,017	0.7%	1.0%	1.3%	1.3%
% of Patients satisfied with the dentistry they have received	0	0	N/A	94.0%	93.1%	93.2%
% of Patients satisfied with the time they had to wait for an appointment	0	0	N/A	87.5%	89.1%	89.0%

* This is based on patients treated on this contract for their most recent course of treatment. Figures in italics indicate the base number of FP17s or Patient Questionnaire responses are less than 100. N/A is shown where the base number of responses is less than 10 during the period. % is calculated as Quantity/Base number*100

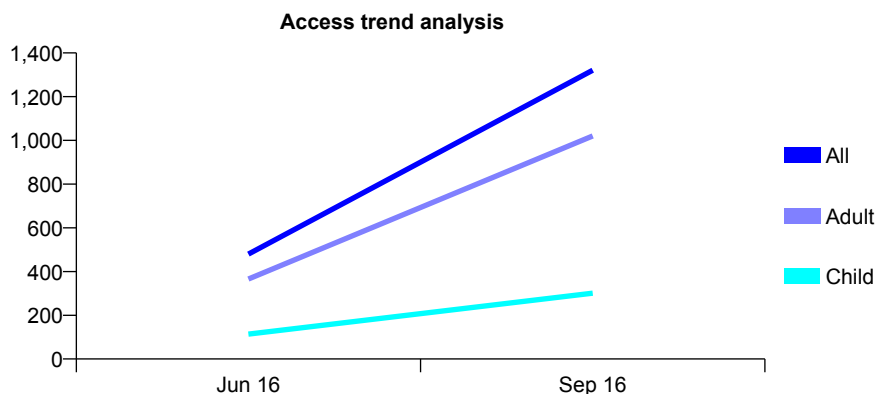
Q58 - Vital Signs At a Glance Contract Report for 100081/0000 - September 2016

Name or company name	Rodericks Dental Limited
Contract type name	PDS Contract
Purpose of contract	General
Contract start date	01/04/2016
Contract end date	31/03/2021

16/17 Contracted general activity (UDA)	24,090
Carry forward general activity (UDA)	0
16/17 Contracted orthodontic activity (UOA)	0
Carry forward orthodontic activity (UOA)	0
Baseline contract value	£590,699.21

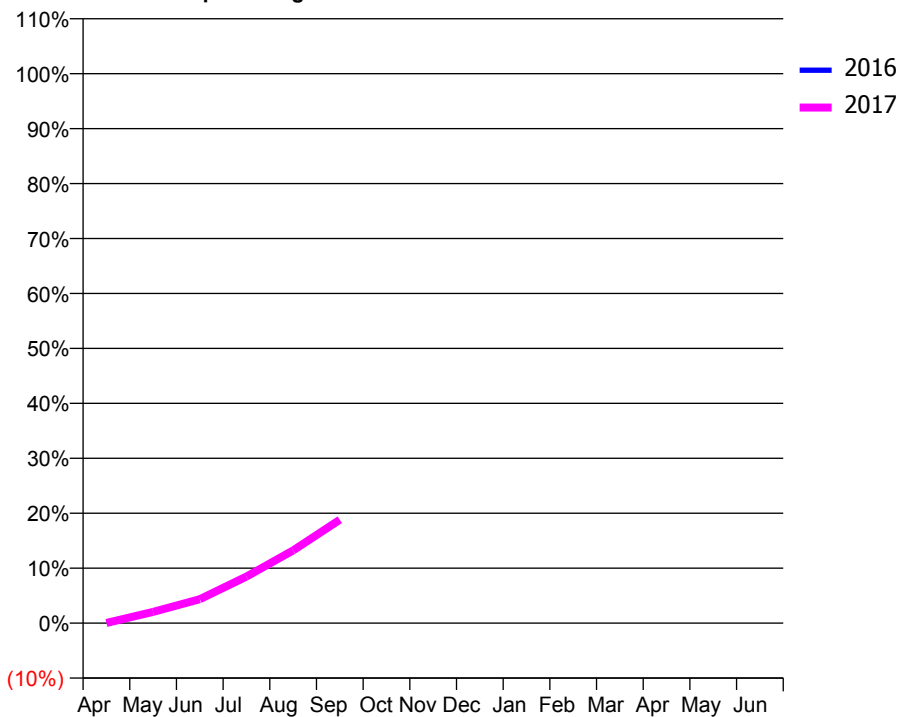
ACCESS*

Patients seen in 24 months	Total	Change since previous quarter
Quarter ending September 2015	0	
Quarter ending December 2015	0	
Quarter ending March 2016	0	
Quarter ending June 2016	480	↑
Quarter ending September 2016	1,321	↑
Variance since September 2015	N/A	



ACTIVITY

Cumulative percentage of contracted UDA delivered 2016 & 2017



Month	Adjusted Scheduled Activity (UDA)	
	2016	2017
April	0	11
May	0	492
June	0	1,052
July	0	2,042
August	0	3,189
September	0	4,535
October	0	
November	0	
December	0	
January	0	
February	0	
March	0	
April	0	
May	0	
June	0	

QUALITY

	Quantity	Base Number	Contract	AT	Region	England
% of FP17s for the same patient ID Re-attending within 3 months - Children	30	371	8.1%	11.4%	12.0%	12.4%
% of FP17s for the same patient ID Re-attending within 3 months - Adults	195	1,411	13.8%	14.8%	15.9%	16.7%
% of FP17s for the same patient ID Re-attending between 3 & 9 months - Children	4	371	1.1%	55.6%	58.6%	57.4%
% of FP17s for the same patient ID Re-attending between 3 & 9 months - Adults	11	1,411	0.8%	48.1%	51.6%	50.5%
% of FP17s for Band 1 Urgent Courses	746	1,782	41.9%	8.3%	8.0%	9.1%
% of FP17s Relating to Free Repair or Replacements	0	1,782	0.0%	0.7%	0.8%	0.8%
% of FP17s Relating to Continuations	3	1,782	0.2%	1.0%	1.3%	1.3%
% of Patients satisfied with the dentistry they have received	0	0	N/A	94.0%	93.1%	93.2%
% of Patients satisfied with the time they had to wait for an appointment	0	0	N/A	87.5%	89.1%	89.0%

* This is based on patients treated on this contract for their most recent course of treatment. Figures in italics indicate the base number of FP17s or Patient Questionnaire responses are less than 100. N/A is shown where the base number of responses is less than 10 during the period. % is calculated as Quantity/Base number*100

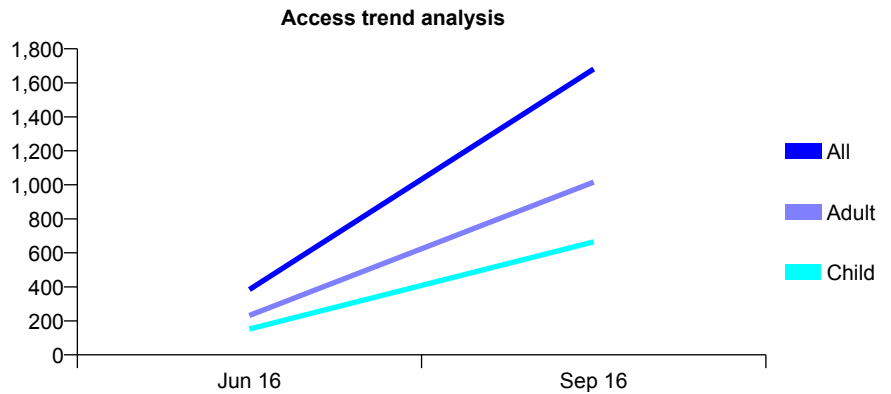
Q58 - Vital Signs At a Glance Contract Report for 100082/0000 - September 2016

Name or company name	Rodericks Dental Limited
Contract type name	PDS Contract
Purpose of contract	General
Contract start date	01/04/2016
Contract end date	31/03/2021

16/17 Contracted general activity (UDA)	13,041
Carry forward general activity (UDA)	0
16/17 Contracted orthodontic activity (UOA)	0
Carry forward orthodontic activity (UOA)	0
Baseline contract value	£327,678.03

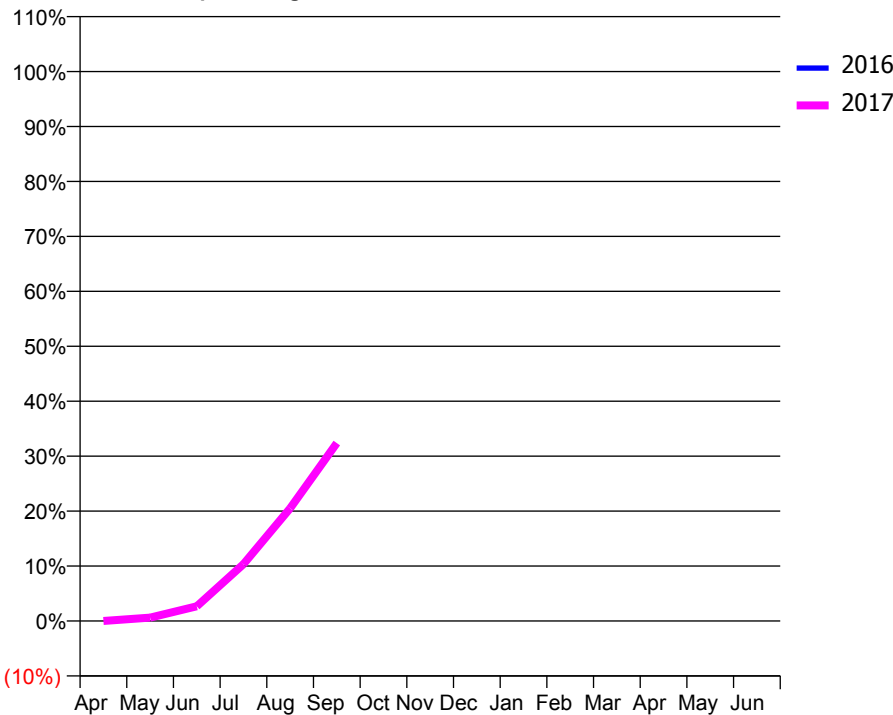
ACCESS*

Patients seen in 24 months	Total	Change since previous quarter
Quarter ending September 2015	0	
Quarter ending December 2015	0	
Quarter ending March 2016	0	
Quarter ending June 2016	384	↑
Quarter ending September 2016	1,681	↑
Variance since September 2015	N/A	



ACTIVITY

Cumulative percentage of contracted UDA delivered 2016 & 2017



Month	Adjusted Scheduled Activity (UDA)	
	2016	2017
April	0	0
May	0	82
June	0	350
July	0	1,349
August	0	2,675
September	0	4,222
October	0	
November	0	
December	0	
January	0	
February	0	
March	0	
April	0	
May	0	
June	0	

QUALITY

	Quantity	Base Number	Contract	AT	Region	England
% of FP17s for the same patient ID Re-attending within 3 months - Children	26	672	3.9%	11.4%	12.0%	12.4%
% of FP17s for the same patient ID Re-attending within 3 months - Adults	62	1,014	6.1%	14.8%	15.9%	16.7%
% of FP17s for the same patient ID Re-attending between 3 & 9 months - Children	2	672	0.3%	55.6%	58.6%	57.4%
% of FP17s for the same patient ID Re-attending between 3 & 9 months - Adults	7	1,014	0.7%	48.1%	51.6%	50.5%
% of FP17s for Band 1 Urgent Courses	115	1,686	6.8%	8.3%	8.0%	9.1%
% of FP17s Relating to Free Repair or Replacements	0	1,686	0.0%	0.7%	0.8%	0.8%
% of FP17s Relating to Continuations	2	1,686	0.1%	1.0%	1.3%	1.3%
% of Patients satisfied with the dentistry they have received	0	0	N/A	94.0%	93.1%	93.2%
% of Patients satisfied with the time they had to wait for an appointment	0	0	N/A	87.5%	89.1%	89.0%

* This is based on patients treated on this contract for their most recent course of treatment. Figures in italics indicate the base number of FP17s or Patient Questionnaire responses are less than 100. N/A is shown where the base number of responses is less than 10 during the period. % is calculated as Quantity/Base number*100

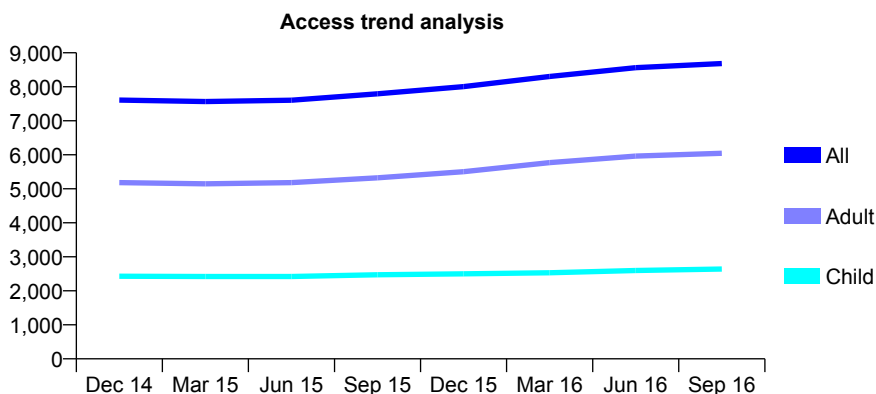
Q58 - Vital Signs At a Glance Contract Report for 101281/0053 - September 2016

Name or company name	OASIS DENTAL CARE LTD
Contract type name	GDS Contract
Purpose of contract	General
Contract start date	01/04/2006
Contract end date	

16/17 Contracted general activity (UDA)	22,735
Carry forward general activity (UDA)	0
16/17 Contracted orthodontic activity (UOA)	0
Carry forward orthodontic activity (UOA)	0
Baseline contract value	£570,910.95

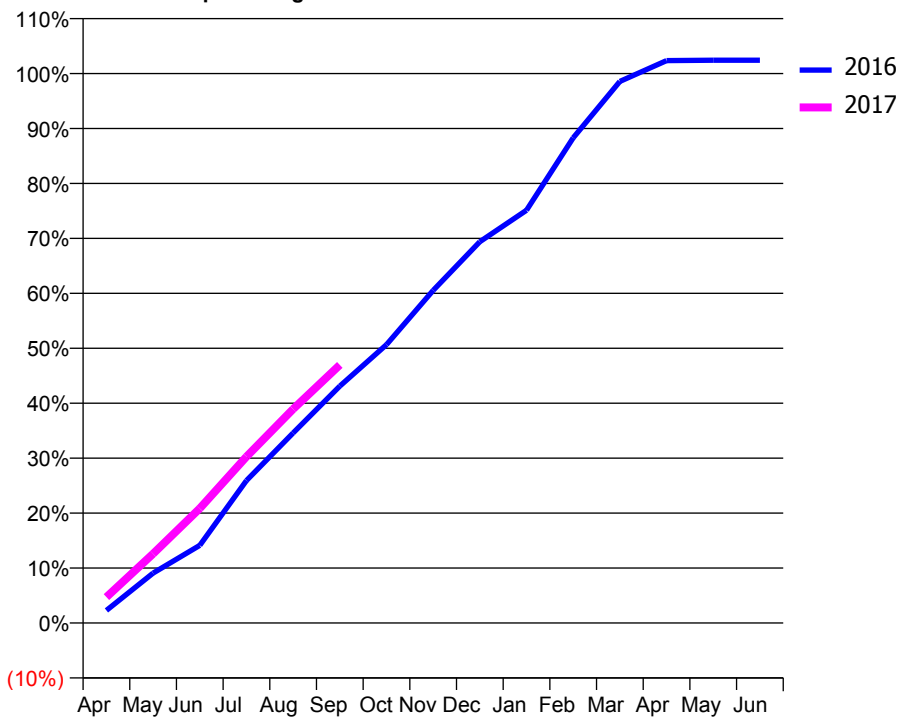
ACCESS*

Patients seen in 24 months	Total	Change since previous quarter
Quarter ending September 2015	7,795	
Quarter ending December 2015	8,004	↑
Quarter ending March 2016	8,303	↑
Quarter ending June 2016	8,561	↑
Quarter ending September 2016	8,685	→
Variance since September 2015	11.4%	↑



ACTIVITY

Cumulative percentage of contracted UDA delivered 2016 & 2017



Month	Adjusted Scheduled Activity (UDA)	
	2016	2017
April	523	1,072
May	2,067	2,866
June	3,212	4,742
July	5,896	6,885
August	7,866	8,852
September	9,802	10,680
October	11,515	
November	13,765	
December	15,778	
January	17,079	
February	20,072	
March	22,408	
April	23,270	
May	23,287	
June	23,283	

QUALITY

	Quantity	Base Number	Contract	AT	Region	England
% of FP17s for the same patient ID Re-attending within 3 months - Children	178	2,192	8.1%	11.4%	12.0%	12.4%
% of FP17s for the same patient ID Re-attending within 3 months - Adults	783	4,479	17.5%	14.8%	15.9%	16.7%
% of FP17s for the same patient ID Re-attending between 3 & 9 months - Children	1,435	2,192	65.5%	55.6%	58.6%	57.4%
% of FP17s for the same patient ID Re-attending between 3 & 9 months - Adults	2,472	4,479	55.2%	48.1%	51.6%	50.5%
% of FP17s for Band 1 Urgent Courses	799	6,196	12.9%	8.3%	8.0%	9.1%
% of FP17s Relating to Free Repair or Replacements	40	6,196	0.6%	0.7%	0.8%	0.8%
% of FP17s Relating to Continuations	35	6,196	0.6%	1.0%	1.3%	1.3%
% of Patients satisfied with the dentistry they have received	1	3	N/A	94.0%	93.1%	93.2%
% of Patients satisfied with the time they had to wait for an appointment	3	3	N/A	87.5%	89.1%	89.0%

* This is based on patients treated on this contract for their most recent course of treatment. Figures in italics indicate the base number of FP17s or Patient Questionnaire responses are less than 100. N/A is shown where the base number of responses is less than 10 during the period. % is calculated as Quantity/Base number*100

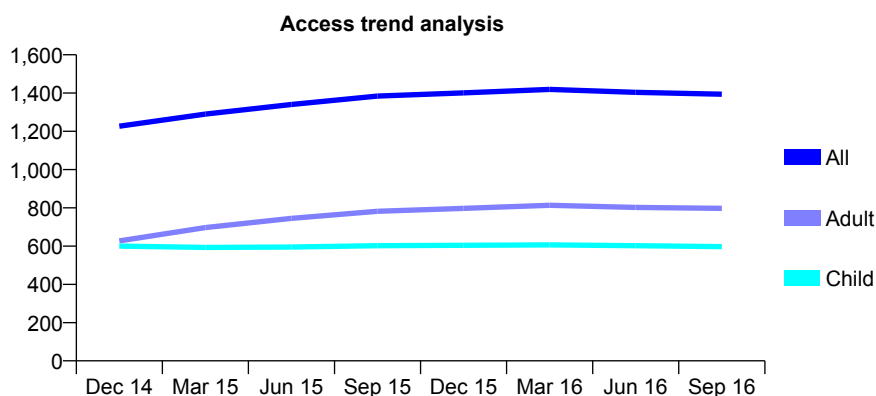
Q58 - Vital Signs At a Glance Contract Report for 101281/0075 - September 2016

Name or company name	OASIS DENTAL CARE LTD
Contract type name	GDS Contract
Purpose of contract	General
Contract start date	01/04/2006
Contract end date	

16/17 Contracted general activity (UDA)	3,032
Carry forward general activity (UDA)	0
16/17 Contracted orthodontic activity (UOA)	0
Carry forward orthodontic activity (UOA)	0
Baseline contract value	£63,428.57

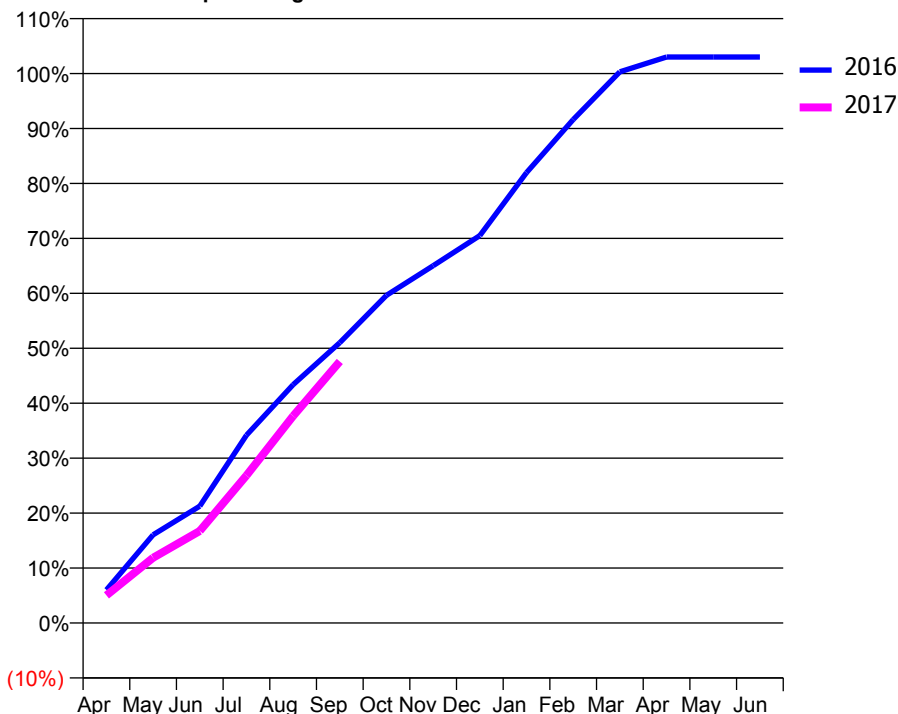
ACCESS*

Patients seen in 24 months	Total	Change since previous quarter
Quarter ending September 2015	1,384	
Quarter ending December 2015	1,401	→
Quarter ending March 2016	1,419	→
Quarter ending June 2016	1,404	↓
Quarter ending September 2016	1,394	→
Variance since September 2015	0.7%	→



ACTIVITY

Cumulative percentage of contracted UDA delivered 2016 & 2017



Adjusted Scheduled Activity (UDA)

Month	2016	2017
April	183	153
May	487	360
June	645	508
July	1,036	814
August	1,315	1,142
September	1,547	1,443
October	1,808	
November	1,971	
December	2,138	
January	2,485	
February	2,778	
March	3,041	
April	3,123	
May	3,123	
June	3,123	

QUALITY

	Quantity	Base Number	Contract	AT	Region	England
% of FP17s for the same patient ID Re-attending within 3 months - Children	18	478	3.8%	11.4%	12.0%	12.4%
% of FP17s for the same patient ID Re-attending within 3 months - Adults	79	506	15.6%	14.8%	15.9%	16.7%
% of FP17s for the same patient ID Re-attending between 3 & 9 months - Children	336	478	70.3%	55.6%	58.6%	57.4%
% of FP17s for the same patient ID Re-attending between 3 & 9 months - Adults	289	506	57.1%	48.1%	51.6%	50.5%
% of FP17s for Band 1 Urgent Courses	71	925	7.7%	8.3%	8.0%	9.1%
% of FP17s Relating to Free Repair or Replacements	3	925	0.3%	0.7%	0.8%	0.8%
% of FP17s Relating to Continuations	6	925	0.6%	1.0%	1.3%	1.3%
% of Patients satisfied with the dentistry they have received	4	4	N/A	94.0%	93.1%	93.2%
% of Patients satisfied with the time they had to wait for an appointment	3	4	N/A	87.5%	89.1%	89.0%

* This is based on patients treated on this contract for their most recent course of treatment. Figures in italics indicate the base number of FP17s or Patient Questionnaire responses are less than 100. N/A is shown where the base number of responses is less than 10 during the period. % is calculated as Quantity/Base number*100

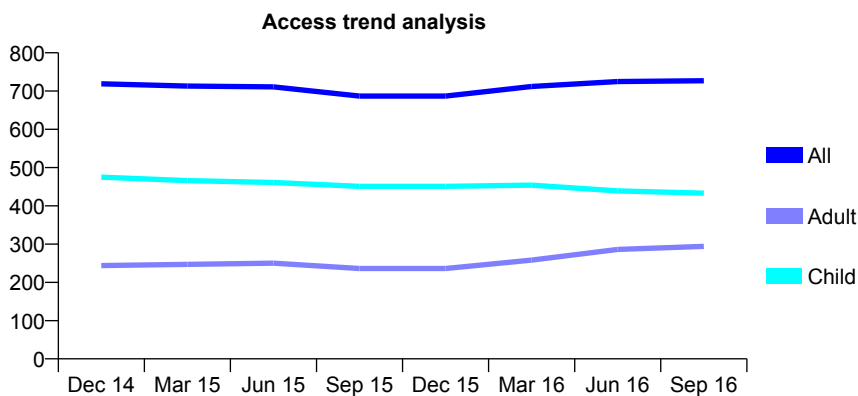
Q58 - Vital Signs At a Glance Contract Report for 101281/0091 - September 2016

Name or company name	OASIS DENTAL CARE LTD
Contract type name	GDS Contract
Purpose of contract	General
Contract start date	01/04/2006
Contract end date	

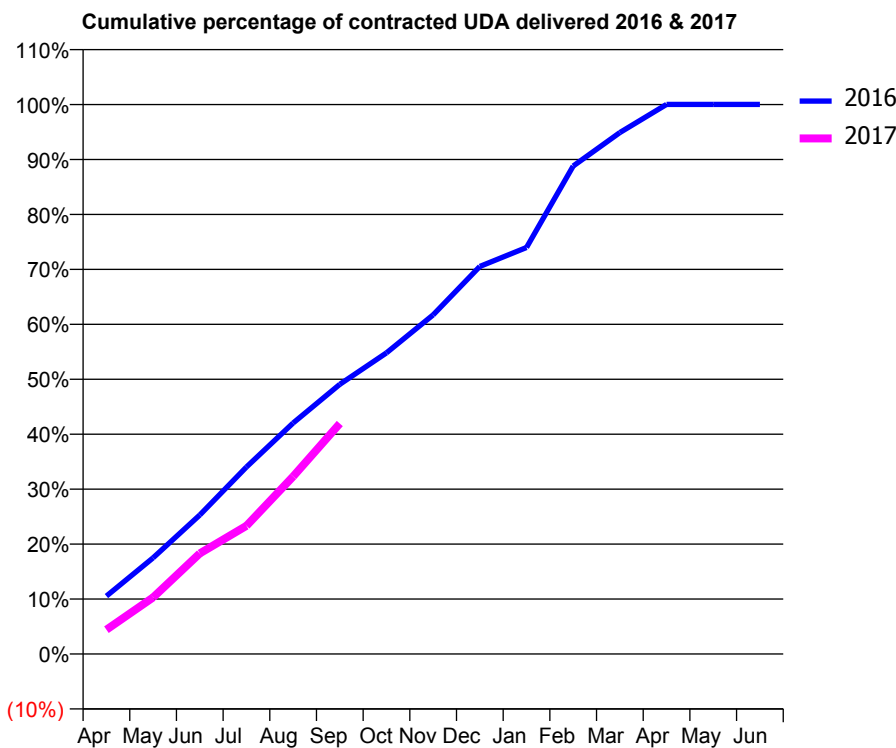
16/17 Contracted general activity (UDA)	1,300
Carry forward general activity (UDA)	0
16/17 Contracted orthodontic activity (UOA)	0
Carry forward orthodontic activity (UOA)	0
Baseline contract value	£33,935.50

ACCESS*

Patients seen in 24 months	Total	Change since previous quarter
Quarter ending September 2015	687	
Quarter ending December 2015	687	→
Quarter ending March 2016	712	↑
Quarter ending June 2016	725	→
Quarter ending September 2016	727	→
Variance since September 2015	5.8%	↑



ACTIVITY



Month	Adjusted Scheduled Activity (UDA)	
	2016	2017
April	137	58
May	228	134
June	329	238
July	443	303
August	547	420
September	638	545
October	712	
November	802	
December	917	
January	962	
February	1,154	
March	1,234	
April	1,300	
May	1,300	
June	1,300	

QUALITY

	Quantity	Base Number	Contract	AT	Region	England
% of FP17s for the same patient ID Re-attending within 3 months - Children	12	292	4.1%	11.4%	12.0%	12.4%
% of FP17s for the same patient ID Re-attending within 3 months - Adults	16	184	8.7%	14.8%	15.9%	16.7%
% of FP17s for the same patient ID Re-attending between 3 & 9 months - Children	159	292	54.5%	55.6%	58.6%	57.4%
% of FP17s for the same patient ID Re-attending between 3 & 9 months - Adults	72	184	39.1%	48.1%	51.6%	50.5%
% of FP17s for Band 1 Urgent Courses	16	426	3.8%	8.3%	8.0%	9.1%
% of FP17s Relating to Free Repair or Replacements	0	426	0.0%	0.7%	0.8%	0.8%
% of FP17s Relating to Continuations	5	426	1.2%	1.0%	1.3%	1.3%
% of Patients satisfied with the dentistry they have received	0	0	N/A	94.0%	93.1%	93.2%
% of Patients satisfied with the time they had to wait for an appointment	0	0	N/A	87.5%	89.1%	89.0%

* This is based on patients treated on this contract for their most recent course of treatment. Figures in italics indicate the base number of FP17s or Patient Questionnaire responses are less than 100. N/A is shown where the base number of responses is less than 10 during the period. % is calculated as Quantity/Base number*100

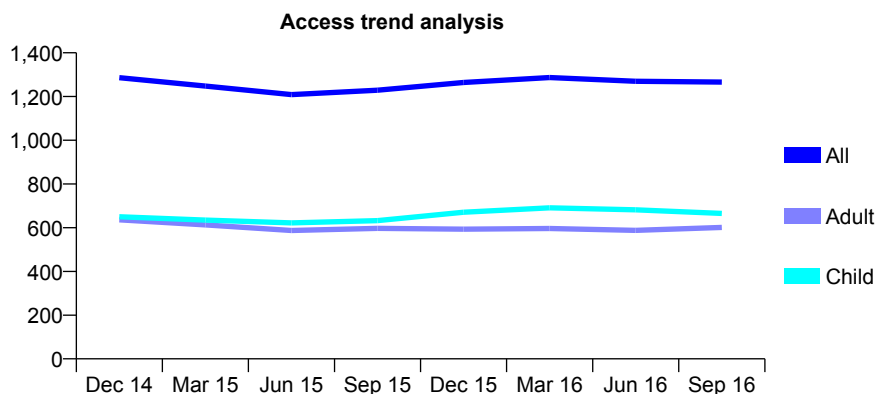
Q58 - Vital Signs At a Glance Contract Report for 101281/0125 - September 2016

Name or company name	OASIS DENTAL CARE LTD
Contract type name	GDS Contract
Purpose of contract	General
Contract start date	01/04/2006
Contract end date	

16/17 Contracted general activity (UDA)	3,558
Carry forward general activity (UDA)	0
16/17 Contracted orthodontic activity (UOA)	0
Carry forward orthodontic activity (UOA)	0
Baseline contract value	£84,190.73

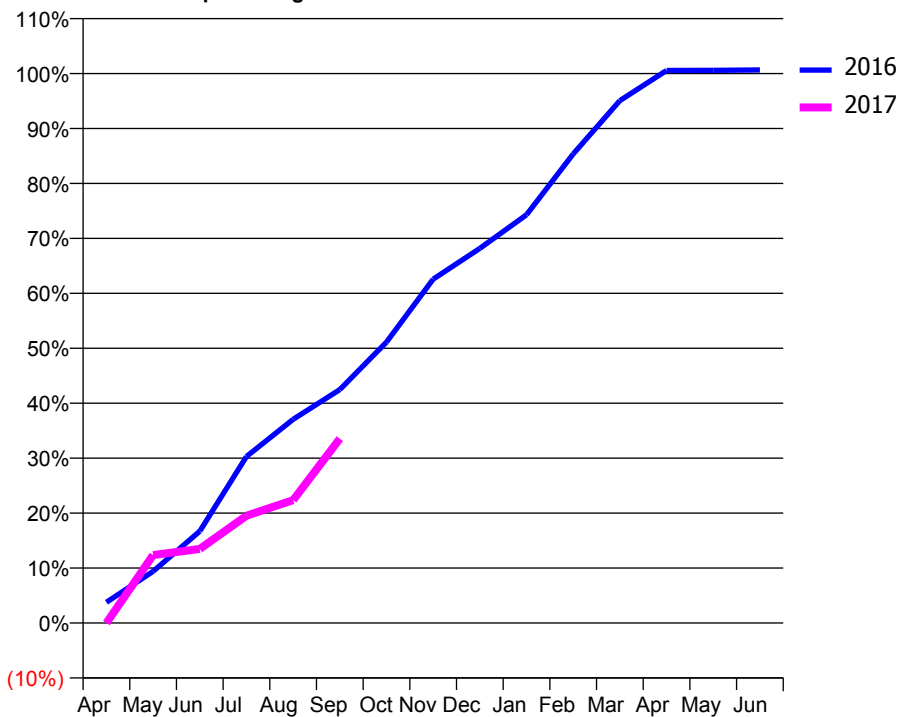
ACCESS*

Patients seen in 24 months	Total	Change since previous quarter
Quarter ending September 2015	1,229	
Quarter ending December 2015	1,264	↑
Quarter ending March 2016	1,287	→
Quarter ending June 2016	1,270	↓
Quarter ending September 2016	1,266	→
Variance since September 2015	3.0%	↑



ACTIVITY

Cumulative percentage of contracted UDA delivered 2016 & 2017



Adjusted Scheduled Activity (UDA)

Month	2016	2017
April	134	0
May	335	440
June	595	480
July	1,078	694
August	1,319	795
September	1,511	1,194
October	1,819	
November	2,226	
December	2,426	
January	2,643	
February	3,037	
March	3,383	
April	3,578	
May	3,579	
June	3,581	

QUALITY

	Quantity	Base Number	Contract	AT	Region	England
% of FP17s for the same patient ID Re-attending within 3 months - Children	41	510	8.0%	11.4%	12.0%	12.4%
% of FP17s for the same patient ID Re-attending within 3 months - Adults	35	359	9.7%	14.8%	15.9%	16.7%
% of FP17s for the same patient ID Re-attending between 3 & 9 months - Children	342	510	67.1%	55.6%	58.6%	57.4%
% of FP17s for the same patient ID Re-attending between 3 & 9 months - Adults	208	359	57.9%	48.1%	51.6%	50.5%
% of FP17s for Band 1 Urgent Courses	39	778	5.0%	8.3%	8.0%	9.1%
% of FP17s Relating to Free Repair or Replacements	3	778	0.4%	0.7%	0.8%	0.8%
% of FP17s Relating to Continuations	8	778	1.0%	1.0%	1.3%	1.3%
% of Patients satisfied with the dentistry they have received	0	0	N/A	94.0%	93.1%	93.2%
% of Patients satisfied with the time they had to wait for an appointment	0	0	N/A	87.5%	89.1%	89.0%

* This is based on patients treated on this contract for their most recent course of treatment. Figures in italics indicate the base number of FP17s or Patient Questionnaire responses are less than 100. N/A is shown where the base number of responses is less than 10 during the period. % is calculated as Quantity/Base number*100

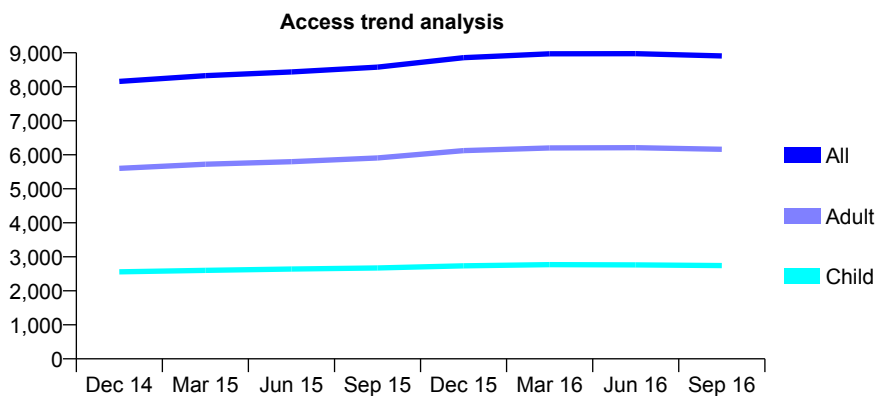
Q58 - Vital Signs At a Glance Contract Report for 101281/0162 - September 2016

Name or company name	OASIS DENTAL CARE LTD
Contract type name	GDS Contract
Purpose of contract	General
Contract start date	23/10/2006
Contract end date	

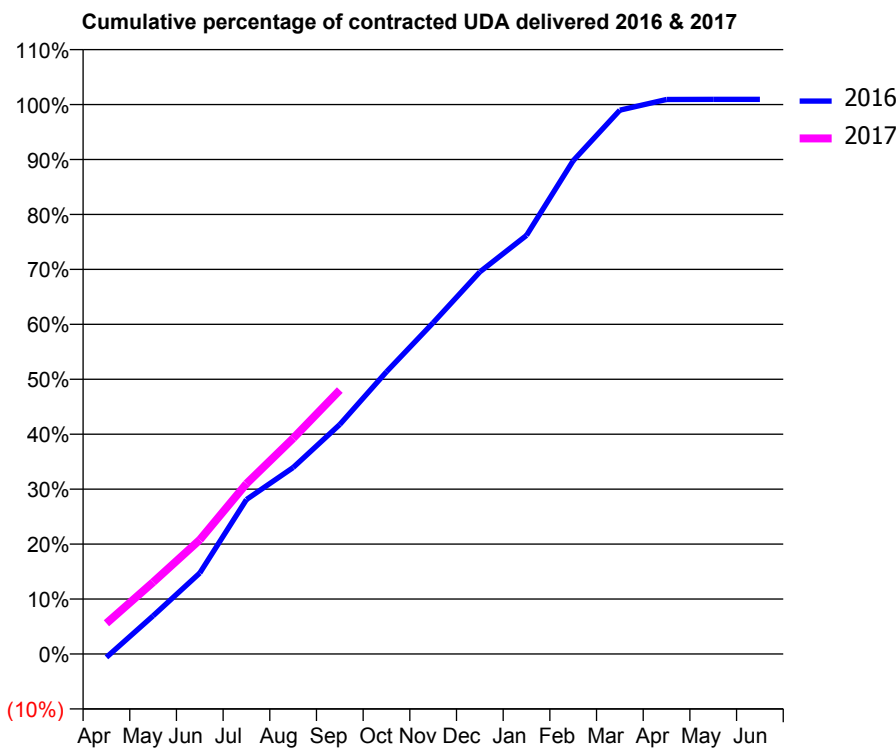
16/17 Contracted general activity (UDA)	26,700
Carry forward general activity (UDA)	0
16/17 Contracted orthodontic activity (UOA)	0
Carry forward orthodontic activity (UOA)	0
Baseline contract value	£669,947.42

ACCESS*

Patients seen in 24 months	Total	Change since previous quarter
Quarter ending September 2015	8,580	
Quarter ending December 2015	8,856	↑
Quarter ending March 2016	8,972	→
Quarter ending June 2016	8,973	→
Quarter ending September 2016	8,907	→
Variance since September 2015	3.8%	↑



ACTIVITY



Month	Adjusted Scheduled Activity (UDA)	
	2016	2017
April	-189	1,494
May	2,139	3,487
June	4,541	5,548
July	8,658	8,274
August	10,453	10,482
September	12,864	12,828
October	15,821	
November	18,569	
December	21,414	
January	23,464	
February	27,652	
March	30,486	
April	31,083	
May	31,087	
June	31,091	

QUALITY

	Quantity	Base Number	Contract	AT	Region	England
% of FP17s for the same patient ID Re-attending within 3 months - Children	208	1,809	11.5%	11.4%	12.0%	12.4%
% of FP17s for the same patient ID Re-attending within 3 months - Adults	966	4,184	23.1%	14.8%	15.9%	16.7%
% of FP17s for the same patient ID Re-attending between 3 & 9 months - Children	1,101	1,809	60.9%	55.6%	58.6%	57.4%
% of FP17s for the same patient ID Re-attending between 3 & 9 months - Adults	2,205	4,184	52.7%	48.1%	51.6%	50.5%
% of FP17s for Band 1 Urgent Courses	654	5,727	11.4%	8.3%	8.0%	9.1%
% of FP17s Relating to Free Repair or Replacements	127	5,727	2.2%	0.7%	0.8%	0.8%
% of FP17s Relating to Continuations	198	5,727	3.5%	1.0%	1.3%	1.3%
% of Patients satisfied with the dentistry they have received	4	4	N/A	94.0%	93.1%	93.2%
% of Patients satisfied with the time they had to wait for an appointment	3	4	N/A	87.5%	89.1%	89.0%

* This is based on patients treated on this contract for their most recent course of treatment. Figures in italics indicate the base number of FP17s or Patient Questionnaire responses are less than 100. N/A is shown where the base number of responses is less than 10 during the period. % is calculated as Quantity/Base number*100

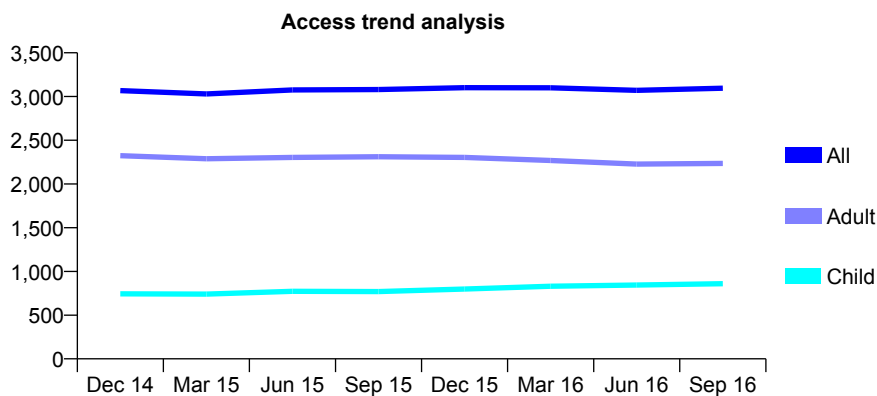
Q58 - Vital Signs At a Glance Contract Report for 101281/0192 - September 2016

Name or company name	OASIS DENTAL CARE LTD
Contract type name	GDS Contract
Purpose of contract	General
Contract start date	01/11/2008
Contract end date	

16/17 Contracted general activity (UDA)	9,273
Carry forward general activity (UDA)	0
16/17 Contracted orthodontic activity (UOA)	0
Carry forward orthodontic activity (UOA)	0
Baseline contract value	£242,064.53

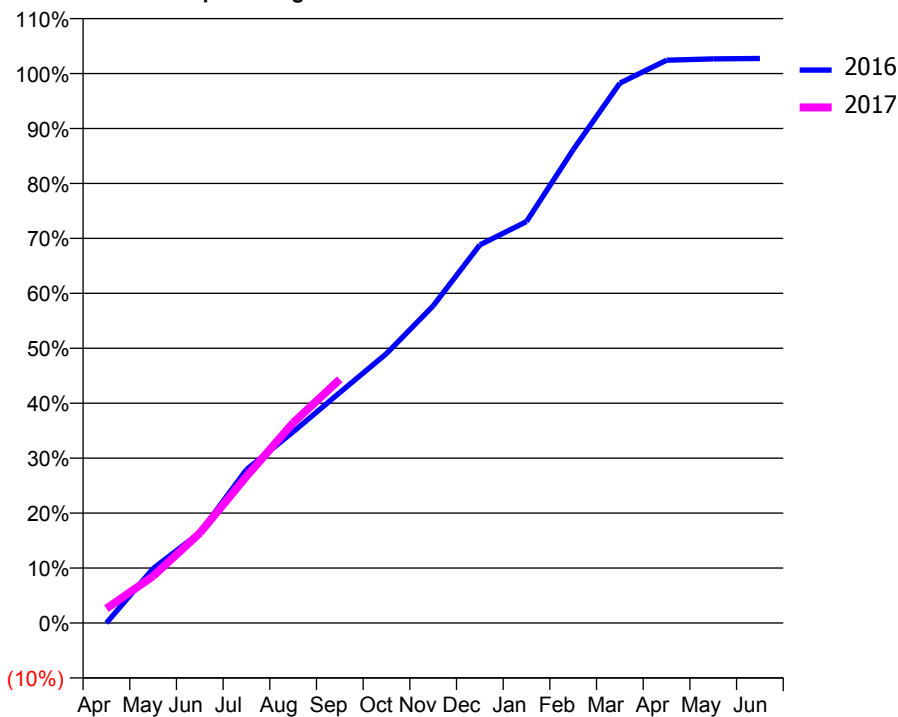
ACCESS*

Patients seen in 24 months	Total	Change since previous quarter
Quarter ending September 2015	3,080	
Quarter ending December 2015	3,101	→
Quarter ending March 2016	3,100	→
Quarter ending June 2016	3,071	→
Quarter ending September 2016	3,095	→
Variance since September 2015	0.5%	→



ACTIVITY

Cumulative percentage of contracted UDA delivered 2016 & 2017



Month	Adjusted Scheduled Activity (UDA)	
	2016	2017
April	0	244
May	918	791
June	1,524	1,518
July	2,589	2,475
August	3,225	3,378
September	3,889	4,113
October	4,546	
November	5,353	
December	6,380	
January	6,774	
February	7,988	
March	9,110	
April	9,497	
May	9,519	
June	9,527	

QUALITY

	Quantity	Base Number	Contract	AT	Region	England
% of FP17s for the same patient ID Re-attending within 3 months - Children	39	579	6.7%	11.4%	12.0%	12.4%
% of FP17s for the same patient ID Re-attending within 3 months - Adults	218	1,310	16.6%	14.8%	15.9%	16.7%
% of FP17s for the same patient ID Re-attending between 3 & 9 months - Children	312	579	53.9%	55.6%	58.6%	57.4%
% of FP17s for the same patient ID Re-attending between 3 & 9 months - Adults	478	1,310	36.5%	48.1%	51.6%	50.5%
% of FP17s for Band 1 Urgent Courses	172	1,745	9.9%	8.3%	8.0%	9.1%
% of FP17s Relating to Free Repair or Replacements	24	1,745	1.4%	0.7%	0.8%	0.8%
% of FP17s Relating to Continuations	15	1,745	0.9%	1.0%	1.3%	1.3%
% of Patients satisfied with the dentistry they have received	1	1	N/A	94.0%	93.1%	93.2%
% of Patients satisfied with the time they had to wait for an appointment	1	1	N/A	87.5%	89.1%	89.0%

* This is based on patients treated on this contract for their most recent course of treatment. Figures in italics indicate the base number of FP17s or Patient Questionnaire responses are less than 100. N/A is shown where the base number of responses is less than 10 during the period. % is calculated as Quantity/Base number*100

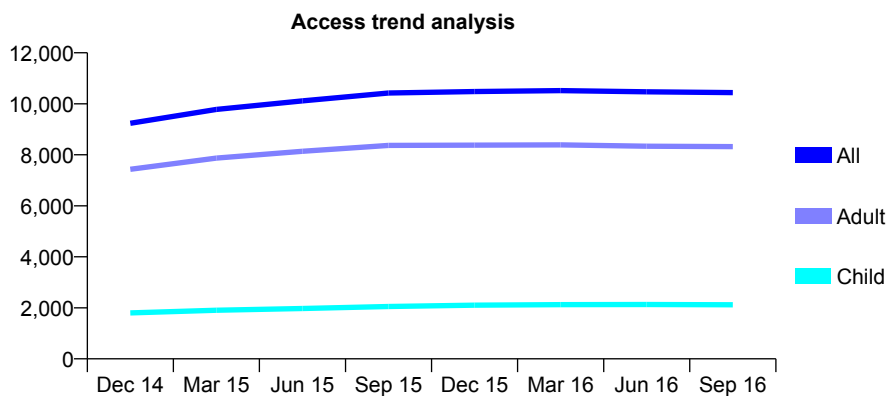
Q58 - Vital Signs At a Glance Contract Report for 101281/0229 - September 2016

Name or company name	OASIS DENTAL CARE LTD
Contract type name	PDS Contract
Purpose of contract	General
Contract start date	13/12/2010
Contract end date	30/09/2020

16/17 Contracted general activity (UDA)	28,000
Carry forward general activity (UDA)	0
16/17 Contracted orthodontic activity (UOA)	0
Carry forward orthodontic activity (UOA)	0
Baseline contract value	£755,618.25

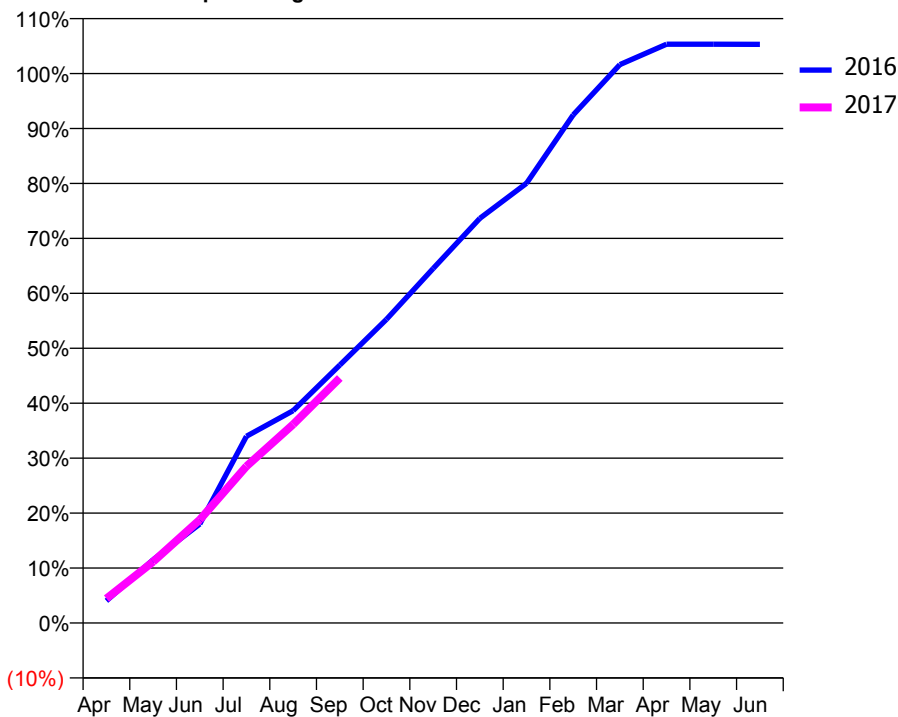
ACCESS*

Patients seen in 24 months	Total	Change since previous quarter
Quarter ending September 2015	10,421	
Quarter ending December 2015	10,482	→
Quarter ending March 2016	10,516	→
Quarter ending June 2016	10,468	→
Quarter ending September 2016	10,440	→
Variance since September 2015	0.2%	→



ACTIVITY

Cumulative percentage of contracted UDA delivered 2016 & 2017



Month	Adjusted Scheduled Activity (UDA)	
	2016	2017
April	1,133	1,249
May	3,222	3,122
June	5,044	5,262
July	9,517	7,984
August	10,818	10,119
September	13,145	12,482
October	15,473	
November	18,062	
December	20,620	
January	22,405	
February	25,893	
March	28,455	
April	29,491	
May	29,491	
June	29,484	

QUALITY

	Quantity	Base Number	Contract	AT	Region	England
% of FP17s for the same patient ID Re-attending within 3 months - Children	262	1,539	17.0%	11.4%	12.0%	12.4%
% of FP17s for the same patient ID Re-attending within 3 months - Adults	1,150	5,077	22.7%	14.8%	15.9%	16.7%
% of FP17s for the same patient ID Re-attending between 3 & 9 months - Children	693	1,539	45.0%	55.6%	58.6%	57.4%
% of FP17s for the same patient ID Re-attending between 3 & 9 months - Adults	1,808	5,077	35.6%	48.1%	51.6%	50.5%
% of FP17s for Band 1 Urgent Courses	2,155	6,134	35.1%	8.3%	8.0%	9.1%
% of FP17s Relating to Free Repair or Replacements	153	6,134	2.5%	0.7%	0.8%	0.8%
% of FP17s Relating to Continuations	49	6,134	0.8%	1.0%	1.3%	1.3%
% of Patients satisfied with the dentistry they have received	8	11	72.7%	94.0%	93.1%	93.2%
% of Patients satisfied with the time they had to wait for an appointment	7	11	63.6%	87.5%	89.1%	89.0%

* This is based on patients treated on this contract for their most recent course of treatment. Figures in italics indicate the base number of FP17s or Patient Questionnaire responses are less than 100. N/A is shown where the base number of responses is less than 10 during the period. % is calculated as Quantity/Base number*100

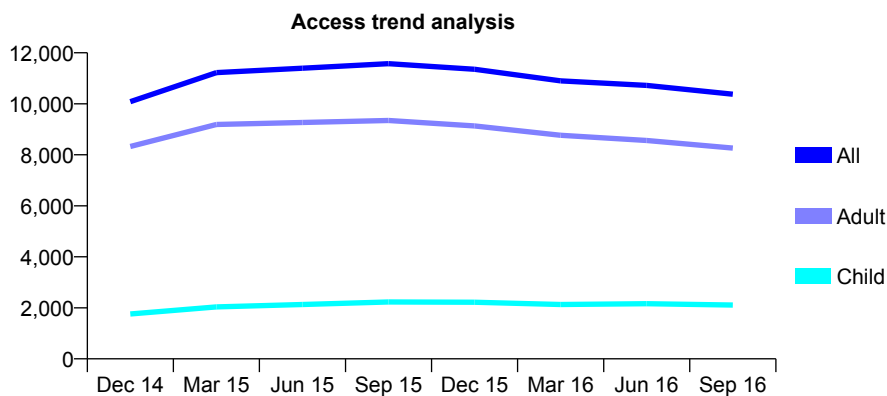
Q58 - Vital Signs At a Glance Contract Report for 101281/0234 - September 2016

Name or company name	OASIS DENTAL CARE LTD
Contract type name	PDS Contract
Purpose of contract	General
Contract start date	30/03/2011
Contract end date	30/09/2020

16/17 Contracted general activity (UDA)	26,363
Carry forward general activity (UDA)	0
16/17 Contracted orthodontic activity (UOA)	0
Carry forward orthodontic activity (UOA)	0
Baseline contract value	£711,441.58

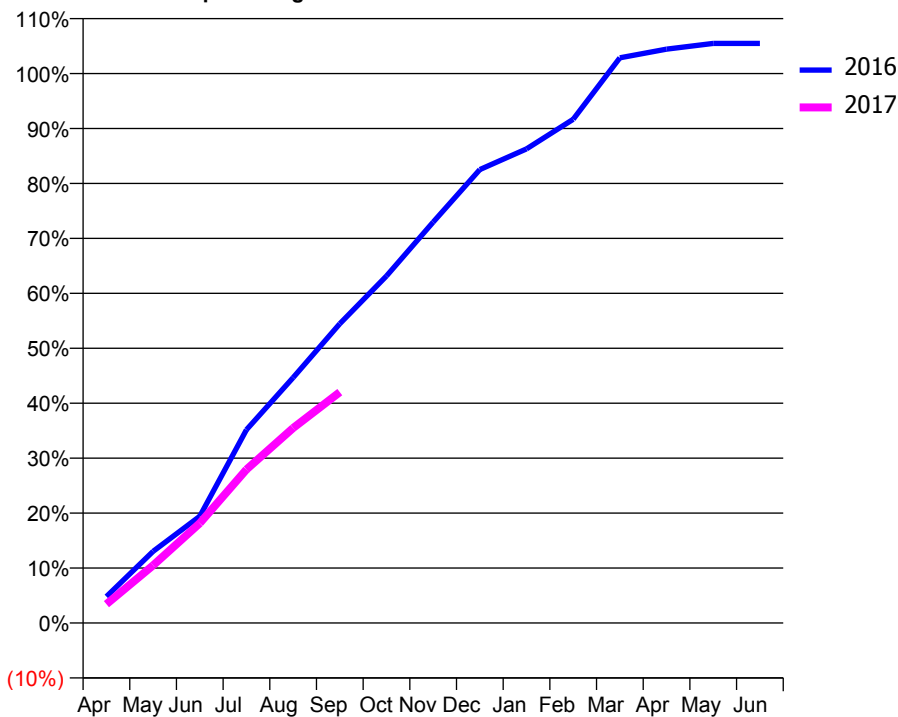
ACCESS*

Patients seen in 24 months	Total	Change since previous quarter
Quarter ending September 2015	11,575	
Quarter ending December 2015	11,352	↓
Quarter ending March 2016	10,900	↓
Quarter ending June 2016	10,723	↓
Quarter ending September 2016	10,374	↓
Variance since September 2015	(10.4%)	↓



ACTIVITY

Cumulative percentage of contracted UDA delivered 2016 & 2017



QUALITY

	Quantity	Base Number	Contract	AT	Region	England
% of FP17s for the same patient ID Re-attending within 3 months - Children	125	1,405	8.9%	11.4%	12.0%	12.4%
% of FP17s for the same patient ID Re-attending within 3 months - Adults	561	4,088	13.7%	14.8%	15.9%	16.7%
% of FP17s for the same patient ID Re-attending between 3 & 9 months - Children	563	1,405	40.1%	55.6%	58.6%	57.4%
% of FP17s for the same patient ID Re-attending between 3 & 9 months - Adults	1,256	4,088	30.7%	48.1%	51.6%	50.5%
% of FP17s for Band 1 Urgent Courses	1,961	5,135	38.2%	8.3%	8.0%	9.1%
% of FP17s Relating to Free Repair or Replacements	27	5,135	0.5%	0.7%	0.8%	0.8%
% of FP17s Relating to Continuations	38	5,135	0.7%	1.0%	1.3%	1.3%
% of Patients satisfied with the dentistry they have received	6	7	N/A	94.0%	93.1%	93.2%
% of Patients satisfied with the time they had to wait for an appointment	6	7	N/A	87.5%	89.1%	89.0%

* This is based on patients treated on this contract for their most recent course of treatment. Figures in italics indicate the base number of FP17s or Patient Questionnaire responses are less than 100. N/A is shown where the base number of responses is less than 10 during the period. % is calculated as Quantity/Base number*100

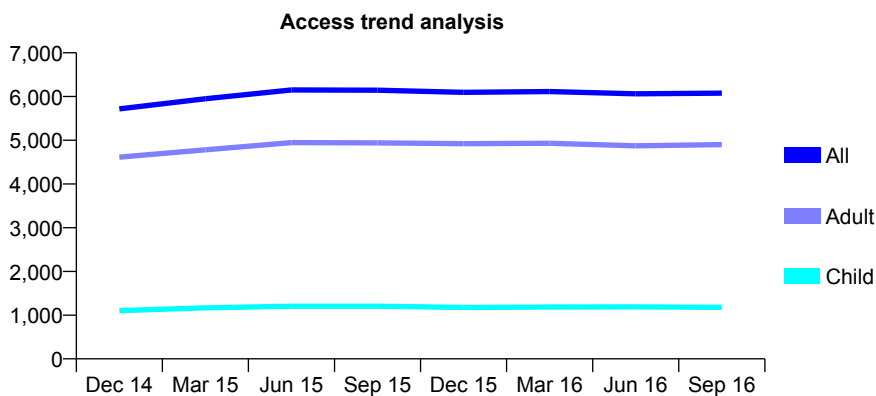
Q58 - Vital Signs At a Glance Contract Report for 101281/0236 - September 2016

Name or company name	OASIS DENTAL CARE LTD
Contract type name	PDS Contract
Purpose of contract	General
Contract start date	16/05/2011
Contract end date	30/09/2020

16/17 Contracted general activity (UDA)	22,500
Carry forward general activity (UDA)	0
16/17 Contracted orthodontic activity (UOA)	0
Carry forward orthodontic activity (UOA)	0
Baseline contract value	£607,193.25

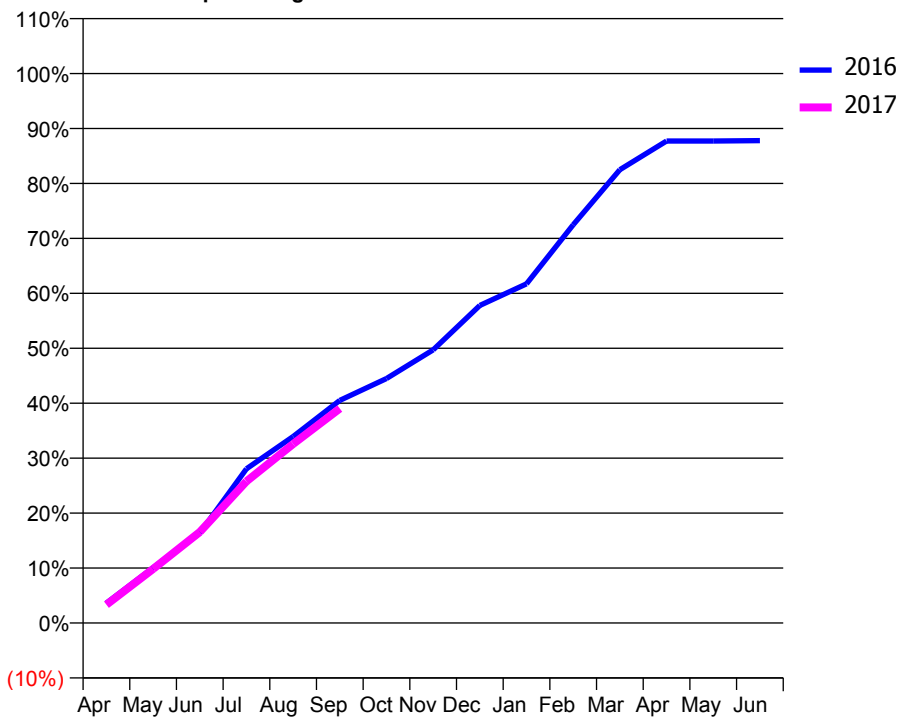
ACCESS*

Patients seen in 24 months	Total	Change since previous quarter
Quarter ending September 2015	6,143	
Quarter ending December 2015	6,097	→
Quarter ending March 2016	6,114	→
Quarter ending June 2016	6,061	→
Quarter ending September 2016	6,078	→
Variance since September 2015	(1.1%)	↓



ACTIVITY

Cumulative percentage of contracted UDA delivered 2016 & 2017



Month	Adjusted Scheduled Activity (UDA)	
	2016	2017
April	816	750
May	2,263	2,212
June	3,684	3,726
July	6,316	5,801
August	7,638	7,331
September	9,115	8,782
October	10,011	
November	11,187	
December	13,001	
January	13,889	
February	16,305	
March	18,560	
April	19,733	
May	19,736	
June	19,754	

QUALITY

	Quantity	Base Number	Contract	AT	Region	England
% of FP17s for the same patient ID Re-attending within 3 months - Children	101	922	11.0%	11.4%	12.0%	12.4%
% of FP17s for the same patient ID Re-attending within 3 months - Adults	681	3,495	19.5%	14.8%	15.9%	16.7%
% of FP17s for the same patient ID Re-attending between 3 & 9 months - Children	496	922	53.8%	55.6%	58.6%	57.4%
% of FP17s for the same patient ID Re-attending between 3 & 9 months - Adults	1,608	3,495	46.0%	48.1%	51.6%	50.5%
% of FP17s for Band 1 Urgent Courses	740	3,863	19.2%	8.3%	8.0%	9.1%
% of FP17s Relating to Free Repair or Replacements	38	3,863	1.0%	0.7%	0.8%	0.8%
% of FP17s Relating to Continuations	93	3,863	2.4%	1.0%	1.3%	1.3%
% of Patients satisfied with the dentistry they have received	10	10	100.0%	94.0%	93.1%	93.2%
% of Patients satisfied with the time they had to wait for an appointment	10	10	100.0%	87.5%	89.1%	89.0%

* This is based on patients treated on this contract for their most recent course of treatment. Figures in italics indicate the base number of FP17s or Patient Questionnaire responses are less than 100. N/A is shown where the base number of responses is less than 10 during the period. % is calculated as Quantity/Base number*100

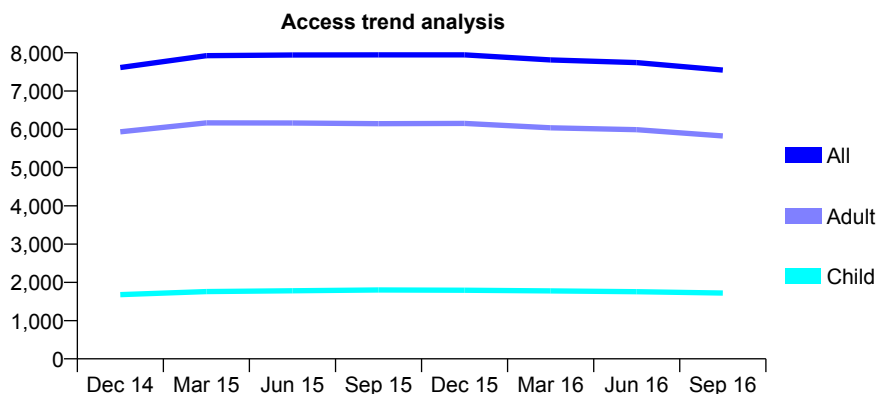
Q58 - Vital Signs At a Glance Contract Report for 101281/0238 - September 2016

Name or company name	OASIS DENTAL CARE LTD
Contract type name	PDS Contract
Purpose of contract	General
Contract start date	24/11/2011
Contract end date	30/09/2020

16/17 Contracted general activity (UDA)	23,250
Carry forward general activity (UDA)	0
16/17 Contracted orthodontic activity (UOA)	0
Carry forward orthodontic activity (UOA)	0
Baseline contract value	£627,433.03

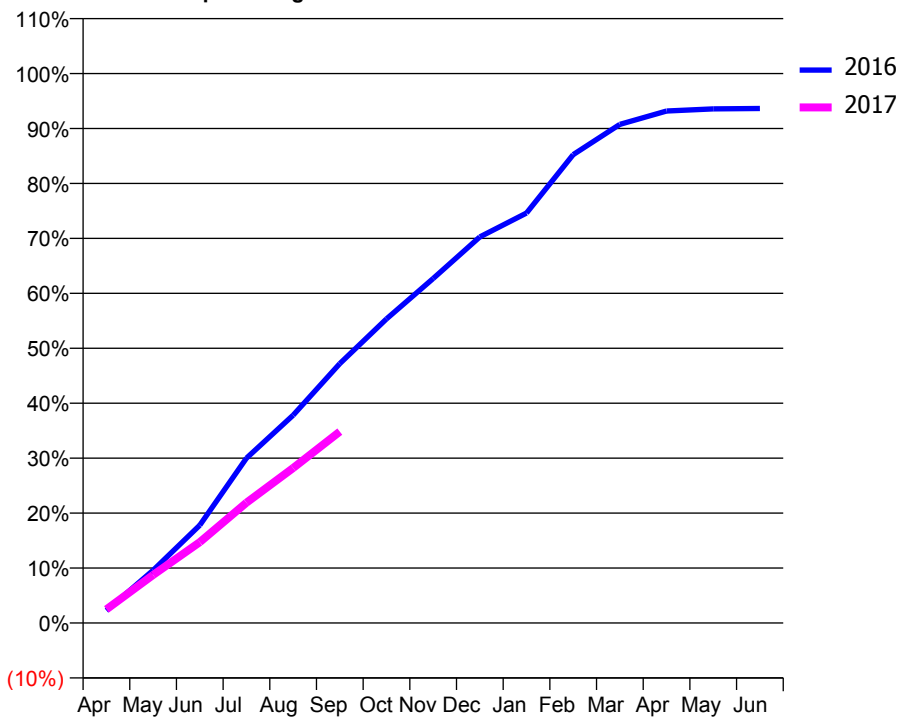
ACCESS*

Patients seen in 24 months	Total	Change since previous quarter
Quarter ending September 2015	7,946	
Quarter ending December 2015	7,946	→
Quarter ending March 2016	7,815	↓
Quarter ending June 2016	7,744	→
Quarter ending September 2016	7,547	↓
Variance since September 2015	(5.0%)	↓



ACTIVITY

Cumulative percentage of contracted UDA delivered 2016 & 2017



Month	Adjusted Scheduled Activity (UDA)	
	2016	2017
April	528	577
May	2,229	2,032
June	4,139	3,422
July	6,975	5,093
August	8,795	6,559
September	10,975	8,097
October	12,867	
November	14,574	
December	16,338	
January	17,347	
February	19,817	
March	21,098	
April	21,661	
May	21,752	
June	21,768	

QUALITY

	Quantity	Base Number	Contract	AT	Region	England
% of FP17s for the same patient ID Re-attending within 3 months - Children	91	1,145	7.9%	11.4%	12.0%	12.4%
% of FP17s for the same patient ID Re-attending within 3 months - Adults	578	3,776	15.3%	14.8%	15.9%	16.7%
% of FP17s for the same patient ID Re-attending between 3 & 9 months - Children	647	1,145	56.5%	55.6%	58.6%	57.4%
% of FP17s for the same patient ID Re-attending between 3 & 9 months - Adults	1,796	3,776	47.6%	48.1%	51.6%	50.5%
% of FP17s for Band 1 Urgent Courses	1,006	4,463	22.5%	8.3%	8.0%	9.1%
% of FP17s Relating to Free Repair or Replacements	37	4,463	0.8%	0.7%	0.8%	0.8%
% of FP17s Relating to Continuations	48	4,463	1.1%	1.0%	1.3%	1.3%
% of Patients satisfied with the dentistry they have received	11	11	100.0%	94.0%	93.1%	93.2%
% of Patients satisfied with the time they had to wait for an appointment	10	11	90.9%	87.5%	89.1%	89.0%

* This is based on patients treated on this contract for their most recent course of treatment. Figures in italics indicate the base number of FP17s or Patient Questionnaire responses are less than 100. N/A is shown where the base number of responses is less than 10 during the period. % is calculated as Quantity/Base number*100

Q58 - Vital Signs At a Glance Contract Report for 101281/0255 - September 2016

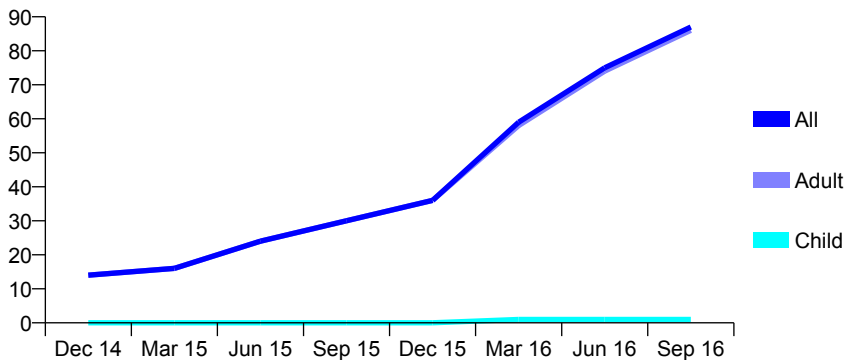
Name or company name	OASIS DENTAL CARE LTD
Contract type name	PDS Contract
Purpose of contract	General
Contract start date	01/01/2014
Contract end date	31/03/2018

16/17 Contracted general activity (UDA)	432
Carry forward general activity (UDA)	0
16/17 Contracted orthodontic activity (UOA)	0
Carry forward orthodontic activity (UOA)	0
Baseline contract value	£13,793.28

ACCESS*

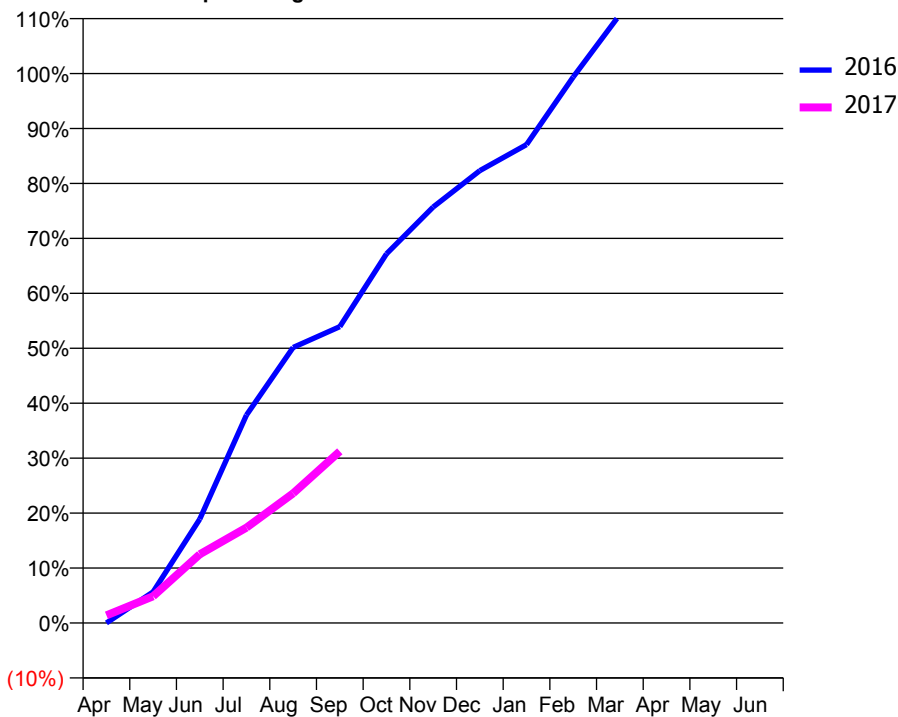
Patients seen in 24 months	Total	Change since previous quarter
Quarter ending September 2015	30	
Quarter ending December 2015	36	↑
Quarter ending March 2016	59	↑
Quarter ending June 2016	75	↑
Quarter ending September 2016	87	↑
Variance since September 2015	190.0%	↑

Access trend analysis



ACTIVITY

Cumulative percentage of contracted UDA delivered 2016 & 2017



Month	Adjusted Scheduled Activity (UDA)	
	2016	2017
April	0	6
May	18	21
June	60	54
July	120	75
August	159	102
September	171	135
October	213	
November	240	
December	261	
January	276	
February	315	
March	351	
April	363	
May	363	
June	363	

QUALITY

	Quantity	Base Number	Contract	AT	Region	England
% of FP17s for the same patient ID Re-attending within 3 months - Children	0	0	N/A	11.4%	12.0%	12.4%
% of FP17s for the same patient ID Re-attending within 3 months - Adults	0	55	0.0%	14.8%	15.9%	16.7%
% of FP17s for the same patient ID Re-attending between 3 & 9 months - Children	0	0	N/A	55.6%	58.6%	57.4%
% of FP17s for the same patient ID Re-attending between 3 & 9 months - Adults	0	55	0.0%	48.1%	51.6%	50.5%
% of FP17s for Band 1 Urgent Courses	0	45	0.0%	8.3%	8.0%	9.1%
% of FP17s Relating to Free Repair or Replacements	0	45	0.0%	0.7%	0.8%	0.8%
% of FP17s Relating to Continuations	0	45	0.0%	1.0%	1.3%	1.3%
% of Patients satisfied with the dentistry they have received	0	0	N/A	94.0%	93.1%	93.2%
% of Patients satisfied with the time they had to wait for an appointment	0	0	N/A	87.5%	89.1%	89.0%

* This is based on patients treated on this contract for their most recent course of treatment. Figures in italics indicate the base number of FP17s or Patient Questionnaire responses are less than 100. N/A is shown where the base number of responses is less than 10 during the period. % is calculated as Quantity/Base number*100

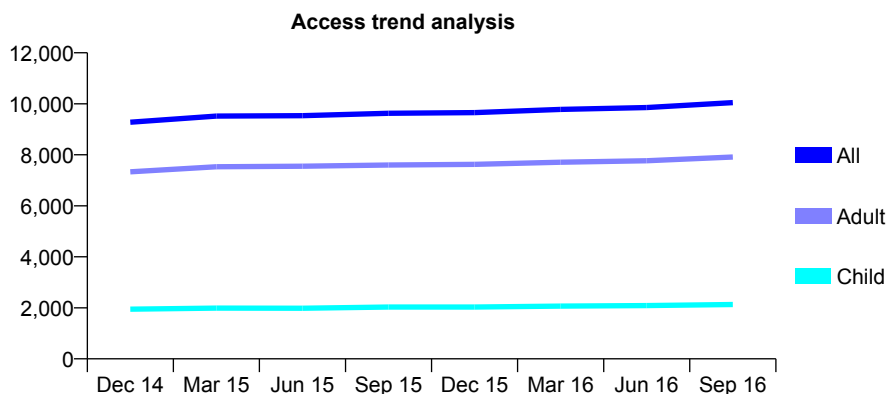
Q58 - Vital Signs At a Glance Contract Report for 101338/0048 - September 2016

Name or company name	Whitecross Dental Care Limited
Contract type name	Pilot Contract
Purpose of contract	General
Contract start date	01/04/2007
Contract end date	

16/17 Contracted general activity (UDA)	41,400
Carry forward general activity (UDA)	0
16/17 Contracted orthodontic activity (UOA)	0
Carry forward orthodontic activity (UOA)	0
Baseline contract value	£1,135,128.59

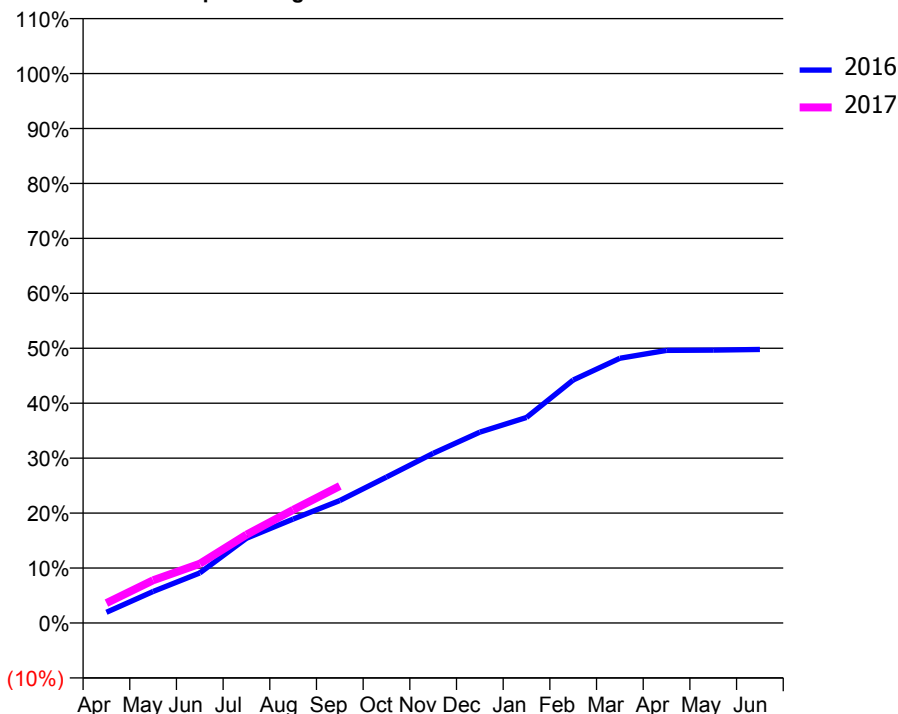
ACCESS*

Patients seen in 24 months	Total	Change since previous quarter
Quarter ending September 2015	9,630	
Quarter ending December 2015	9,654	→
Quarter ending March 2016	9,779	→
Quarter ending June 2016	9,854	→
Quarter ending September 2016	10,047	→
Variance since September 2015	4.3%	↑



ACTIVITY

Cumulative percentage of contracted UDA delivered 2016 & 2017



Month	Adjusted Scheduled Activity (UDA)	
	2016	2017
April	805	1,498
May	2,379	3,222
June	3,774	4,465
July	6,388	6,656
August	7,831	8,527
September	9,231	10,328
October	10,997	
November	12,787	
December	14,385	
January	15,490	
February	18,311	
March	19,943	
April	20,543	
May	20,560	
June	20,606	

QUALITY

	Quantity	Base Number	Contract	AT	Region	England
% of FP17s for the same patient ID Re-attending within 3 months - Children	31	1,430	2.2%	11.4%	12.0%	12.4%
% of FP17s for the same patient ID Re-attending within 3 months - Adults	340	4,508	7.5%	14.8%	15.9%	16.7%
% of FP17s for the same patient ID Re-attending between 3 & 9 months - Children	733	1,430	51.3%	55.6%	58.6%	57.4%
% of FP17s for the same patient ID Re-attending between 3 & 9 months - Adults	1,789	4,508	39.7%	48.1%	51.6%	50.5%
% of FP17s for Band 1 Urgent Courses	318	5,496	5.8%	8.3%	8.0%	9.1%
% of FP17s Relating to Free Repair or Replacements	19	5,496	0.3%	0.7%	0.8%	0.8%
% of FP17s Relating to Continuations	34	5,496	0.6%	1.0%	1.3%	1.3%
% of Patients satisfied with the dentistry they have received	9	9	N/A	94.0%	93.1%	93.2%
% of Patients satisfied with the time they had to wait for an appointment	7	9	N/A	87.5%	89.1%	89.0%

* This is based on patients treated on this contract for their most recent course of treatment. Figures in italics indicate the base number of FP17s or Patient Questionnaire responses are less than 100. N/A is shown where the base number of responses is less than 10 during the period. % is calculated as Quantity/Base number*100

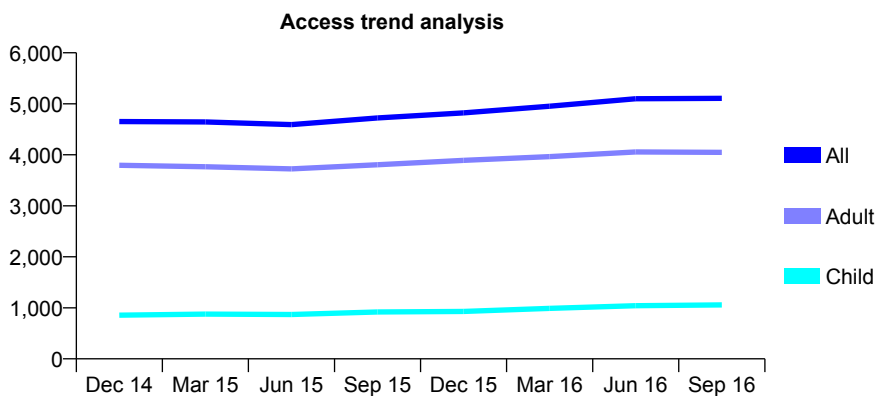
Q58 - Vital Signs At a Glance Contract Report for 101338/0065 - September 2016

Name or company name	Whitecross Dental Care Limited
Contract type name	GDS Contract
Purpose of contract	General
Contract start date	01/06/2008
Contract end date	

16/17 Contracted general activity (UDA)	13,500
Carry forward general activity (UDA)	0
16/17 Contracted orthodontic activity (UOA)	0
Carry forward orthodontic activity (UOA)	0
Baseline contract value	£316,728.39

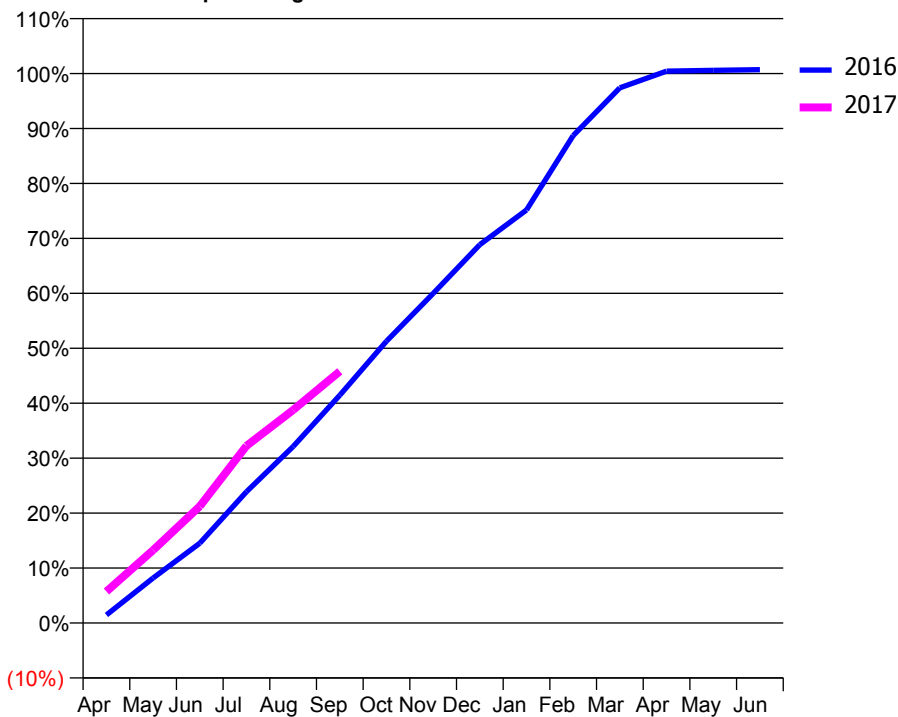
ACCESS*

Patients seen in 24 months	Total	Change since previous quarter
Quarter ending September 2015	4,724	
Quarter ending December 2015	4,822	↑
Quarter ending March 2016	4,954	↑
Quarter ending June 2016	5,099	↑
Quarter ending September 2016	5,106	→
Variance since September 2015	8.1%	↑



ACTIVITY

Cumulative percentage of contracted UDA delivered 2016 & 2017



Month	Adjusted Scheduled Activity (UDA)	
	2016	2017
April	197	774
May	1,106	1,790
June	1,959	2,869
July	3,225	4,351
August	4,336	5,232
September	5,597	6,182
October	6,924	
November	8,096	
December	9,295	
January	10,148	
February	11,976	
March	13,149	
April	13,556	
May	13,577	
June	13,595	

QUALITY

	Quantity	Base Number	Contract	AT	Region	England
% of FP17s for the same patient ID Re-attending within 3 months - Children	27	622	4.3%	11.4%	12.0%	12.4%
% of FP17s for the same patient ID Re-attending within 3 months - Adults	280	2,222	12.6%	14.8%	15.9%	16.7%
% of FP17s for the same patient ID Re-attending between 3 & 9 months - Children	224	622	36.0%	55.6%	58.6%	57.4%
% of FP17s for the same patient ID Re-attending between 3 & 9 months - Adults	870	2,222	39.2%	48.1%	51.6%	50.5%
% of FP17s for Band 1 Urgent Courses	181	2,643	6.8%	8.3%	8.0%	9.1%
% of FP17s Relating to Free Repair or Replacements	8	2,643	0.3%	0.7%	0.8%	0.8%
% of FP17s Relating to Continuations	52	2,643	2.0%	1.0%	1.3%	1.3%
% of Patients satisfied with the dentistry they have received	5	5	N/A	94.0%	93.1%	93.2%
% of Patients satisfied with the time they had to wait for an appointment	5	5	N/A	87.5%	89.1%	89.0%

* This is based on patients treated on this contract for their most recent course of treatment. Figures in italics indicate the base number of FP17s or Patient Questionnaire responses are less than 100. N/A is shown where the base number of responses is less than 10 during the period. % is calculated as Quantity/Base number*100

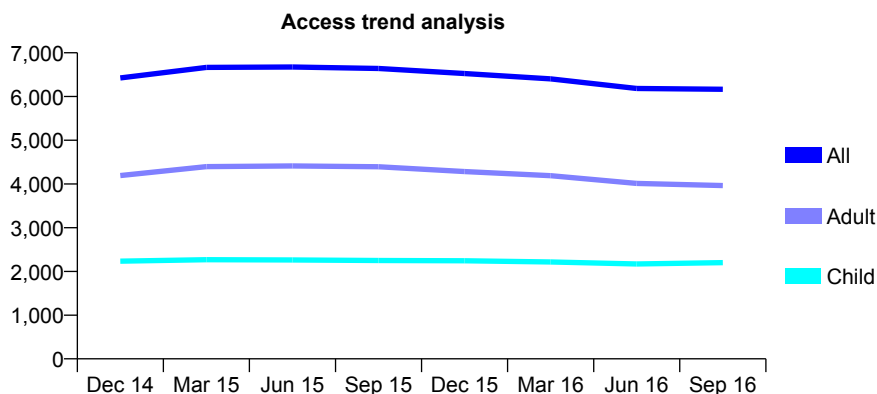
Q58 - Vital Signs At a Glance Contract Report for 101362/0001 - September 2016

Name or company name	Rodericks Dental Limited
Contract type name	Pilot Contract
Purpose of contract	General
Contract start date	01/04/2006
Contract end date	

16/17 Contracted general activity (UDA)	18,000
Carry forward general activity (UDA)	0
16/17 Contracted orthodontic activity (UOA)	0
Carry forward orthodontic activity (UOA)	0
Baseline contract value	£603,305.78

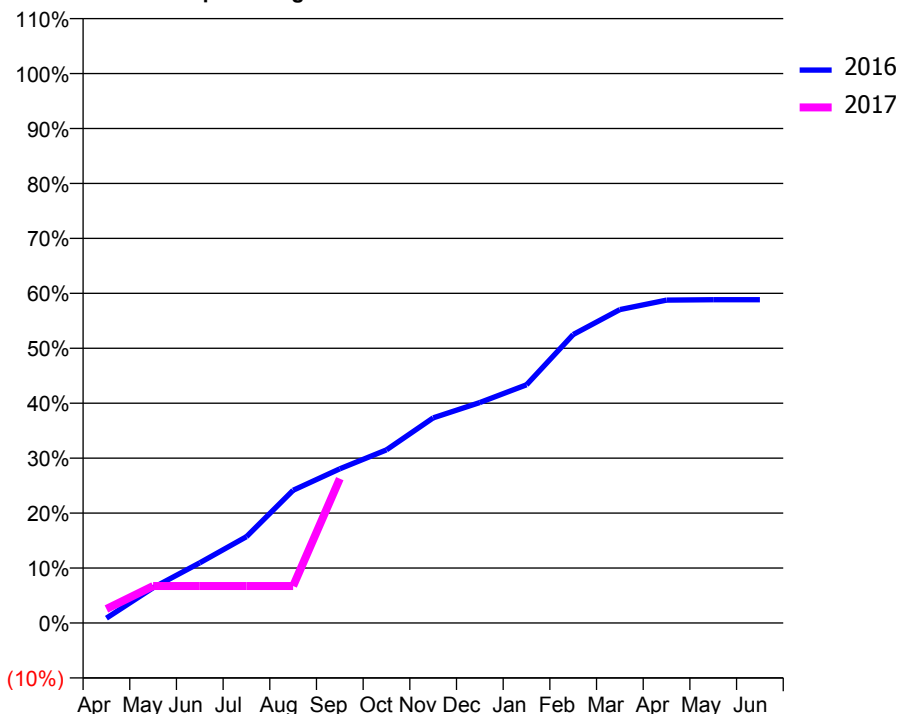
ACCESS*

Patients seen in 24 months	Total	Change since previous quarter
Quarter ending September 2015	6,643	
Quarter ending December 2015	6,525	↓
Quarter ending March 2016	6,404	↓
Quarter ending June 2016	6,183	↓
Quarter ending September 2016	6,165	→
Variance since September 2015	(7.2%)	↓



ACTIVITY

Cumulative percentage of contracted UDA delivered 2016 & 2017



Adjusted Scheduled Activity (UDA)

Month	2016	2017
April	157	460
May	1,156	1,211
June	1,974	1,211
July	2,830	1,211
August	4,348	1,211
September	5,050	4,727
October	5,674	
November	6,718	
December	7,224	
January	7,805	
February	9,451	
March	10,266	
April	10,575	
May	10,591	
June	10,591	

QUALITY

	Quantity	Base Number	Contract	AT	Region	England
% of FP17s for the same patient ID Re-attending within 3 months - Children	75	1,586	4.7%	11.4%	12.0%	12.4%
% of FP17s for the same patient ID Re-attending within 3 months - Adults	192	1,941	9.9%	14.8%	15.9%	16.7%
% of FP17s for the same patient ID Re-attending between 3 & 9 months - Children	958	1,586	60.4%	55.6%	58.6%	57.4%
% of FP17s for the same patient ID Re-attending between 3 & 9 months - Adults	932	1,941	48.0%	48.1%	51.6%	50.5%
% of FP17s for Band 1 Urgent Courses	162	3,050	5.3%	8.3%	8.0%	9.1%
% of FP17s Relating to Free Repair or Replacements	13	3,050	0.4%	0.7%	0.8%	0.8%
% of FP17s Relating to Continuations	2	3,050	0.1%	1.0%	1.3%	1.3%
% of Patients satisfied with the dentistry they have received	1	1	N/A	94.0%	93.1%	93.2%
% of Patients satisfied with the time they had to wait for an appointment	1	1	N/A	87.5%	89.1%	89.0%

* This is based on patients treated on this contract for their most recent course of treatment. Figures in italics indicate the base number of FP17s or Patient Questionnaire responses are less than 100. N/A is shown where the base number of responses is less than 10 during the period. % is calculated as Quantity/Base number*100

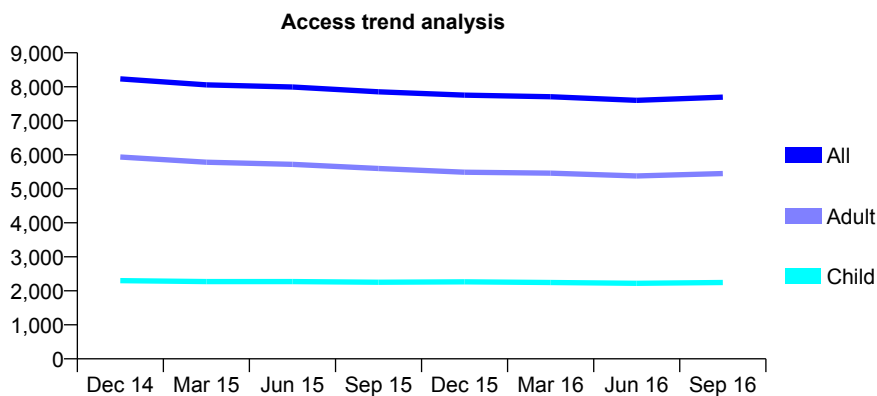
Q58 - Vital Signs At a Glance Contract Report for 101362/0002 - September 2016

Name or company name	Rodericks Dental Limited
Contract type name	GDS Contract
Purpose of contract	General
Contract start date	02/10/2006
Contract end date	

16/17 Contracted general activity (UDA)	21,795
Carry forward general activity (UDA)	0
16/17 Contracted orthodontic activity (UOA)	0
Carry forward orthodontic activity (UOA)	0
Baseline contract value	£486,466.09

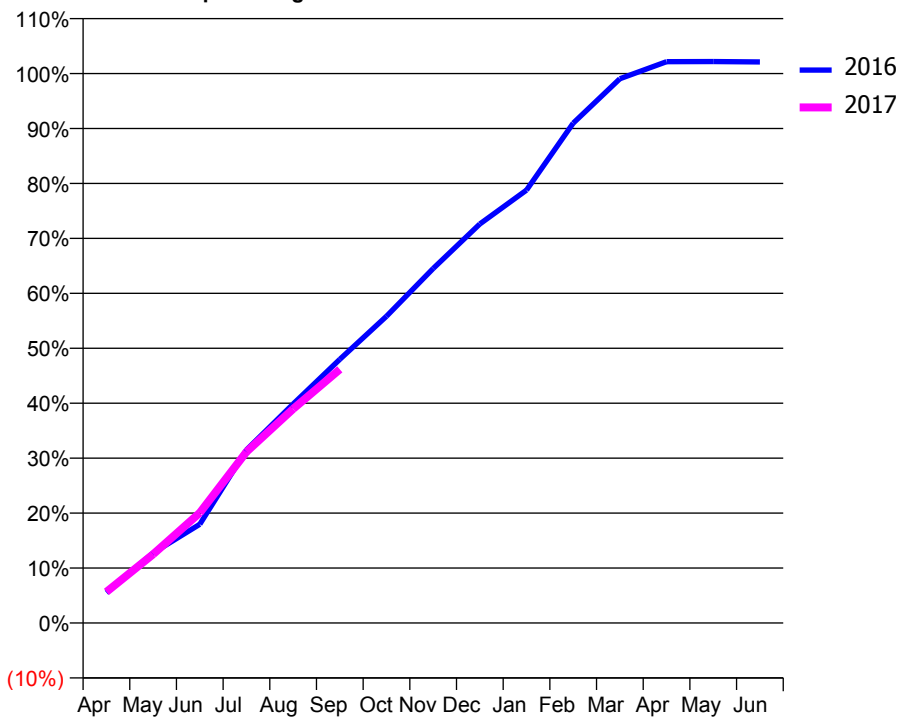
ACCESS*

Patients seen in 24 months	Total	Change since previous quarter
Quarter ending September 2015	7,853	
Quarter ending December 2015	7,755	↓
Quarter ending March 2016	7,706	→
Quarter ending June 2016	7,602	↓
Quarter ending September 2016	7,695	→
Variance since September 2015	(2.0%)	↓



ACTIVITY

Cumulative percentage of contracted UDA delivered 2016 & 2017



Adjusted Scheduled Activity (UDA)

Month	2016	2017
April	1,206	1,237
May	2,780	2,726
June	3,917	4,371
July	6,866	6,790
August	8,686	8,491
September	10,459	10,064
October	12,166	
November	14,063	
December	15,830	
January	17,170	
February	19,824	
March	21,585	
April	22,263	
May	22,270	
June	22,256	

QUALITY

	Quantity	Base Number	Contract	AT	Region	England
% of FP17s for the same patient ID Re-attending within 3 months - Children	197	1,813	10.9%	11.4%	12.0%	12.4%
% of FP17s for the same patient ID Re-attending within 3 months - Adults	708	3,921	18.1%	14.8%	15.9%	16.7%
% of FP17s for the same patient ID Re-attending between 3 & 9 months - Children	1,129	1,813	62.3%	55.6%	58.6%	57.4%
% of FP17s for the same patient ID Re-attending between 3 & 9 months - Adults	2,118	3,921	54.0%	48.1%	51.6%	50.5%
% of FP17s for Band 1 Urgent Courses	332	5,388	6.2%	8.3%	8.0%	9.1%
% of FP17s Relating to Free Repair or Replacements	37	5,388	0.7%	0.7%	0.8%	0.8%
% of FP17s Relating to Continuations	24	5,388	0.4%	1.0%	1.3%	1.3%
% of Patients satisfied with the dentistry they have received	3	3	N/A	94.0%	93.1%	93.2%
% of Patients satisfied with the time they had to wait for an appointment	3	3	N/A	87.5%	89.1%	89.0%

* This is based on patients treated on this contract for their most recent course of treatment. Figures in italics indicate the base number of FP17s or Patient Questionnaire responses are less than 100. N/A is shown where the base number of responses is less than 10 during the period. % is calculated as Quantity/Base number*100

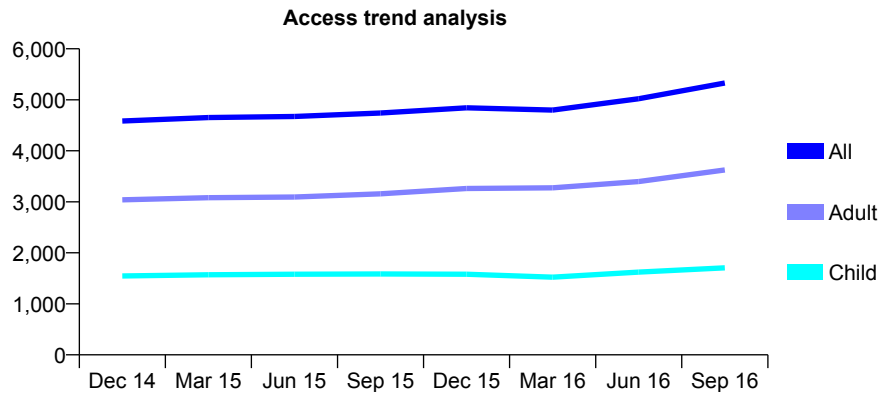
Q58 - Vital Signs At a Glance Contract Report for 101362/0009 - September 2016

Name or company name	Rodericks Dental Limited
Contract type name	GDS Contract
Purpose of contract	General
Contract start date	01/06/2008
Contract end date	

16/17 Contracted general activity (UDA)	12,918
Carry forward general activity (UDA)	0
16/17 Contracted orthodontic activity (UOA)	0
Carry forward orthodontic activity (UOA)	0
Baseline contract value	£290,180.50

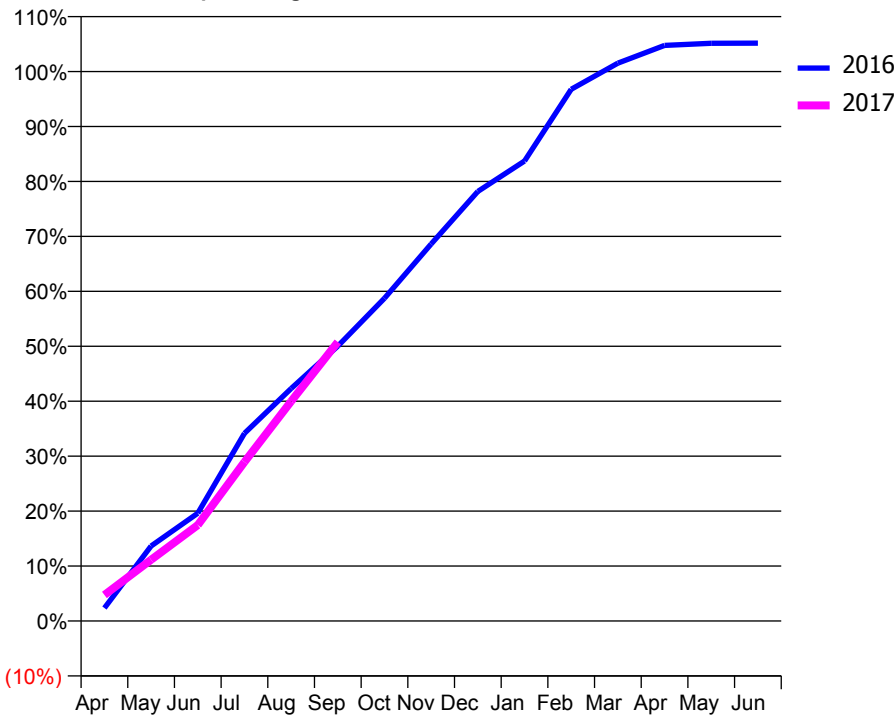
ACCESS*

Patients seen in 24 months	Total	Change since previous quarter
Quarter ending September 2015	4,742	
Quarter ending December 2015	4,843	↑
Quarter ending March 2016	4,798	→
Quarter ending June 2016	5,020	↑
Quarter ending September 2016	5,330	↑
Variance since September 2015	12.4%	↑



ACTIVITY

Cumulative percentage of contracted UDA delivered 2016 & 2017



Month	Adjusted Scheduled Activity (UDA)	
	2016	2017
April	307	611
May	1,765	1,439
June	2,536	2,254
July	4,414	3,738
August	5,467	5,165
September	6,463	6,558
October	7,587	
November	8,865	
December	10,098	
January	10,813	
February	12,500	
March	13,115	
April	13,533	
May	13,582	
June	13,584	

QUALITY

	Quantity	Base Number	Contract	AT	Region	England
% of FP17s for the same patient ID Re-attending within 3 months - Children	80	1,164	6.9%	11.4%	12.0%	12.4%
% of FP17s for the same patient ID Re-attending within 3 months - Adults	333	2,061	16.2%	14.8%	15.9%	16.7%
% of FP17s for the same patient ID Re-attending between 3 & 9 months - Children	517	1,164	44.4%	55.6%	58.6%	57.4%
% of FP17s for the same patient ID Re-attending between 3 & 9 months - Adults	713	2,061	34.6%	48.1%	51.6%	50.5%
% of FP17s for Band 1 Urgent Courses	282	3,026	9.3%	8.3%	8.0%	9.1%
% of FP17s Relating to Free Repair or Replacements	23	3,026	0.8%	0.7%	0.8%	0.8%
% of FP17s Relating to Continuations	6	3,026	0.2%	1.0%	1.3%	1.3%
% of Patients satisfied with the dentistry they have received	1	1	N/A	94.0%	93.1%	93.2%
% of Patients satisfied with the time they had to wait for an appointment	0	1	N/A	87.5%	89.1%	89.0%

* This is based on patients treated on this contract for their most recent course of treatment. Figures in italics indicate the base number of FP17s or Patient Questionnaire responses are less than 100. N/A is shown where the base number of responses is less than 10 during the period. % is calculated as Quantity/Base number*100

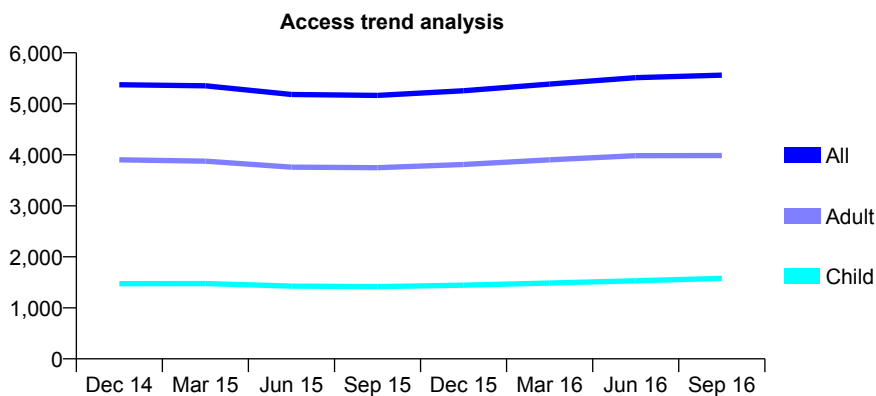
Q58 - Vital Signs At a Glance Contract Report for 101362/0020 - September 2016

Name or company name	Rodericks Dental Limited
Contract type name	GDS Contract
Purpose of contract	General
Contract start date	20/08/2009
Contract end date	

16/17 Contracted general activity (UDA)	14,000
Carry forward general activity (UDA)	0
16/17 Contracted orthodontic activity (UOA)	0
Carry forward orthodontic activity (UOA)	0
Baseline contract value	£360,356.77

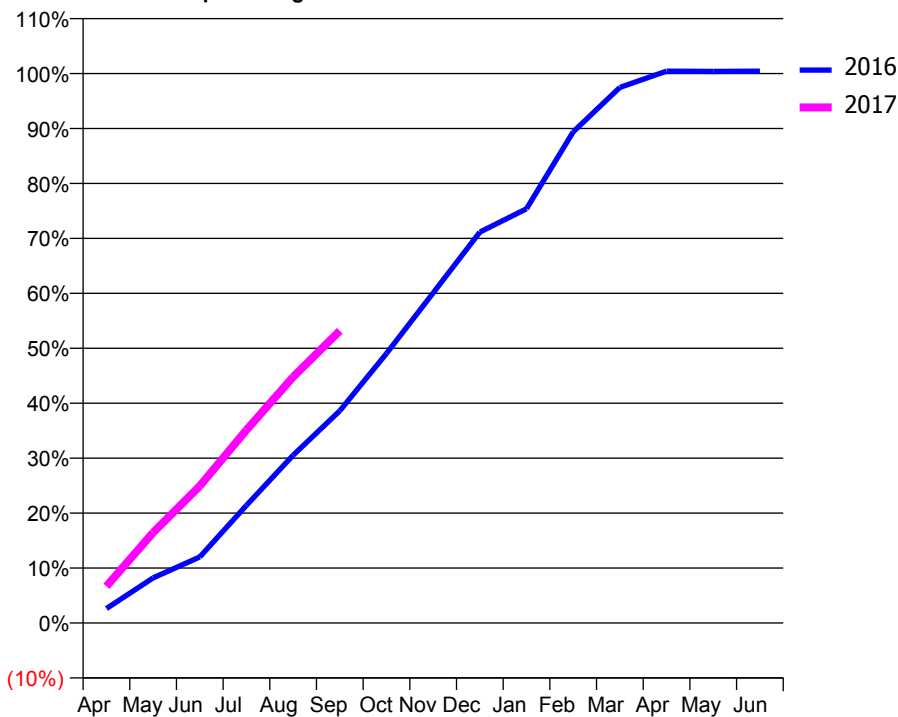
ACCESS*

Patients seen in 24 months	Total	Change since previous quarter
Quarter ending September 2015	5,164	
Quarter ending December 2015	5,256	→
Quarter ending March 2016	5,388	↑
Quarter ending June 2016	5,513	↑
Quarter ending September 2016	5,563	→
Variance since September 2015	7.7%	↑



ACTIVITY

Cumulative percentage of contracted UDA delivered 2016 & 2017



Adjusted Scheduled Activity (UDA)

Month	2016	2017
April	367	937
May	1,149	2,306
June	1,682	3,491
July	2,999	4,917
August	4,274	6,269
September	5,407	7,447
October	6,869	
November	8,412	
December	9,959	
January	10,554	
February	12,514	
March	13,644	
April	14,059	
May	14,052	
June	14,059	

QUALITY

	Quantity	Base Number	Contract	AT	Region	England
% of FP17s for the same patient ID Re-attending within 3 months - Children	130	1,456	8.9%	11.4%	12.0%	12.4%
% of FP17s for the same patient ID Re-attending within 3 months - Adults	382	2,722	14.0%	14.8%	15.9%	16.7%
% of FP17s for the same patient ID Re-attending between 3 & 9 months - Children	923	1,456	63.4%	55.6%	58.6%	57.4%
% of FP17s for the same patient ID Re-attending between 3 & 9 months - Adults	1,376	2,722	50.6%	48.1%	51.6%	50.5%
% of FP17s for Band 1 Urgent Courses	358	3,960	9.0%	8.3%	8.0%	9.1%
% of FP17s Relating to Free Repair or Replacements	33	3,960	0.8%	0.7%	0.8%	0.8%
% of FP17s Relating to Continuations	24	3,960	0.6%	1.0%	1.3%	1.3%
% of Patients satisfied with the dentistry they have received	2	4	N/A	94.0%	93.1%	93.2%
% of Patients satisfied with the time they had to wait for an appointment	3	4	N/A	87.5%	89.1%	89.0%

* This is based on patients treated on this contract for their most recent course of treatment. Figures in italics indicate the base number of FP17s or Patient Questionnaire responses are less than 100. N/A is shown where the base number of responses is less than 10 during the period. % is calculated as Quantity/Base number*100

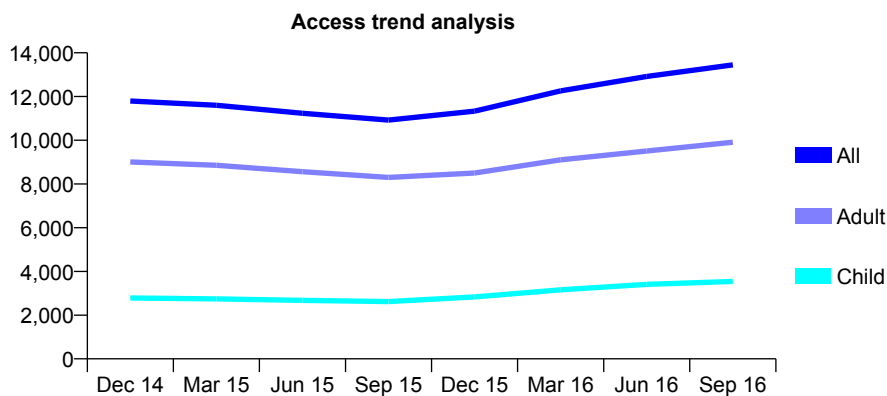
Q58 - Vital Signs At a Glance Contract Report for 101362/0021 - September 2016

Name or company name	Rodericks Dental Limited
Contract type name	GDS Contract
Purpose of contract	General
Contract start date	01/10/2009
Contract end date	

16/17 Contracted general activity (UDA)	40,147
Carry forward general activity (UDA)	0
16/17 Contracted orthodontic activity (UOA)	0
Carry forward orthodontic activity (UOA)	0
Baseline contract value	£1,169,325.16

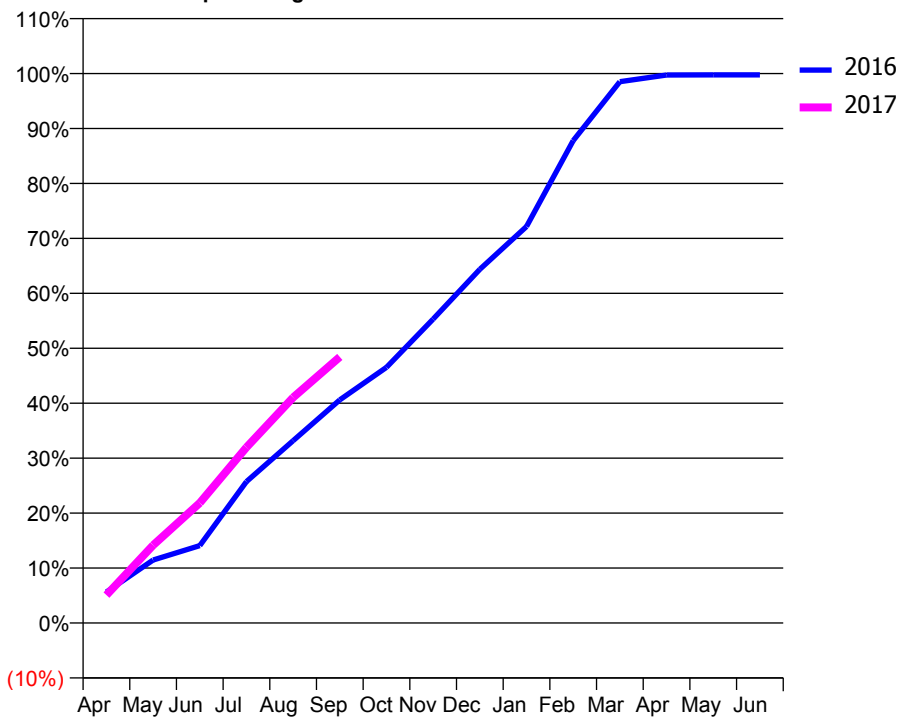
ACCESS*

Patients seen in 24 months	Total	Change since previous quarter
Quarter ending September 2015	10,921	
Quarter ending December 2015	11,334	↑
Quarter ending March 2016	12,261	↑
Quarter ending June 2016	12,919	↑
Quarter ending September 2016	13,447	↑
Variance since September 2015	23.1%	↑



ACTIVITY

Cumulative percentage of contracted UDA delivered 2016 & 2017



Adjusted Scheduled Activity (UDA)

Month	2016	2017
April	1,760	2,041
May	3,572	5,686
June	4,389	8,770
July	8,016	12,838
August	10,336	16,479
September	12,652	19,443
October	14,494	
November	17,230	
December	20,052	
January	22,477	
February	27,344	
March	30,686	
April	31,063	
May	31,073	
June	31,072	

QUALITY

	Quantity	Base Number	Contract	AT	Region	England
% of FP17s for the same patient ID Re-attending within 3 months - Children	293	2,886	10.2%	11.4%	12.0%	12.4%
% of FP17s for the same patient ID Re-attending within 3 months - Adults	1,360	7,484	18.2%	14.8%	15.9%	16.7%
% of FP17s for the same patient ID Re-attending between 3 & 9 months - Children	1,561	2,886	54.1%	55.6%	58.6%	57.4%
% of FP17s for the same patient ID Re-attending between 3 & 9 months - Adults	3,016	7,484	40.3%	48.1%	51.6%	50.5%
% of FP17s for Band 1 Urgent Courses	1,976	10,113	19.5%	8.3%	8.0%	9.1%
% of FP17s Relating to Free Repair or Replacements	33	10,113	0.3%	0.7%	0.8%	0.8%
% of FP17s Relating to Continuations	22	10,113	0.2%	1.0%	1.3%	1.3%
% of Patients satisfied with the dentistry they have received	10	11	90.9%	94.0%	93.1%	93.2%
% of Patients satisfied with the time they had to wait for an appointment	11	11	100.0%	87.5%	89.1%	89.0%

* This is based on patients treated on this contract for their most recent course of treatment. Figures in italics indicate the base number of FP17s or Patient Questionnaire responses are less than 100. N/A is shown where the base number of responses is less than 10 during the period. % is calculated as Quantity/Base number*100

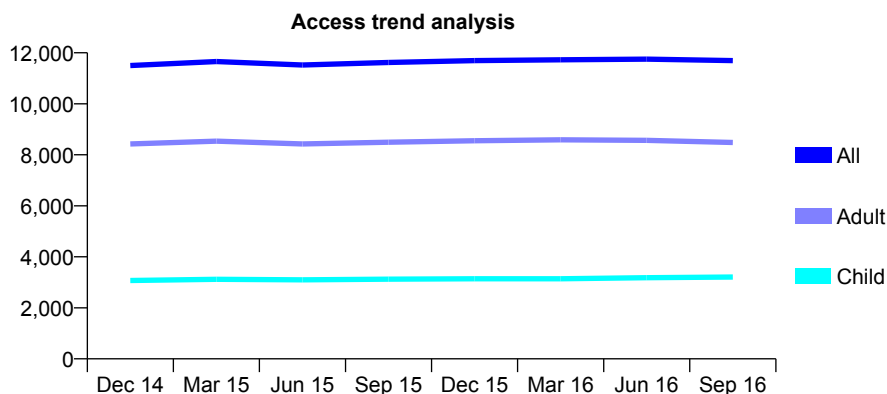
Q58 - Vital Signs At a Glance Contract Report for 101370/0047 - September 2016

Name or company name	Petrie Tucker & Partners Ltd
Contract type name	GDS Contract
Purpose of contract	General
Contract start date	01/04/2006
Contract end date	

16/17 Contracted general activity (UDA)	29,673
Carry forward general activity (UDA)	0
16/17 Contracted orthodontic activity (UOA)	0
Carry forward orthodontic activity (UOA)	0
Baseline contract value	£803,494.71

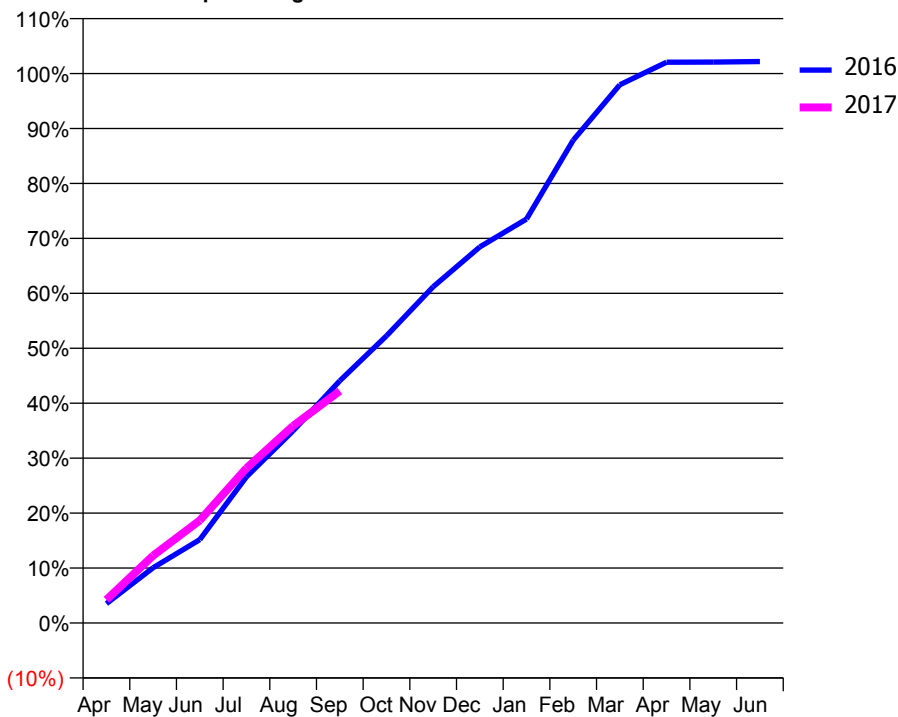
ACCESS*

Patients seen in 24 months	Total	Change since previous quarter
Quarter ending September 2015	11,622	
Quarter ending December 2015	11,693	→
Quarter ending March 2016	11,725	→
Quarter ending June 2016	11,753	→
Quarter ending September 2016	11,692	→
Variance since September 2015	0.6%	→



ACTIVITY

Cumulative percentage of contracted UDA delivered 2016 & 2017



Month	Adjusted Scheduled Activity (UDA)	
	2016	2017
April	1,045	1,256
May	2,984	3,641
June	4,506	5,541
July	7,895	8,361
August	10,380	10,645
September	13,083	12,531
October	15,504	
November	18,154	
December	20,309	
January	21,815	
February	26,071	
March	29,064	
April	30,282	
May	30,289	
June	30,315	

QUALITY

	Quantity	Base Number	Contract	AT	Region	England
% of FP17s for the same patient ID Re-attending within 3 months - Children	92	2,206	4.2%	11.4%	12.0%	12.4%
% of FP17s for the same patient ID Re-attending within 3 months - Adults	392	4,742	8.3%	14.8%	15.9%	16.7%
% of FP17s for the same patient ID Re-attending between 3 & 9 months - Children	1,026	2,206	46.5%	55.6%	58.6%	57.4%
% of FP17s for the same patient ID Re-attending between 3 & 9 months - Adults	2,300	4,742	48.5%	48.1%	51.6%	50.5%
% of FP17s for Band 1 Urgent Courses	383	6,417	6.0%	8.3%	8.0%	9.1%
% of FP17s Relating to Free Repair or Replacements	16	6,417	0.2%	0.7%	0.8%	0.8%
% of FP17s Relating to Continuations	47	6,417	0.7%	1.0%	1.3%	1.3%
% of Patients satisfied with the dentistry they have received	4	4	N/A	94.0%	93.1%	93.2%
% of Patients satisfied with the time they had to wait for an appointment	3	4	N/A	87.5%	89.1%	89.0%

* This is based on patients treated on this contract for their most recent course of treatment. Figures in italics indicate the base number of FP17s or Patient Questionnaire responses are less than 100. N/A is shown where the base number of responses is less than 10 during the period. % is calculated as Quantity/Base number*100

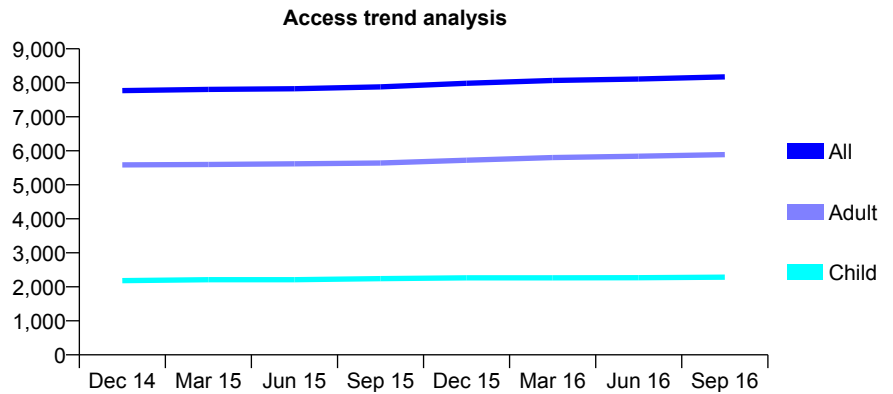
Q58 - Vital Signs At a Glance Contract Report for 101370/0057 - September 2016

Name or company name	Petrie Tucker & Partners Ltd
Contract type name	GDS Contract
Purpose of contract	General
Contract start date	01/04/2006
Contract end date	

16/17 Contracted general activity (UDA)	24,667
Carry forward general activity (UDA)	0
16/17 Contracted orthodontic activity (UOA)	0
Carry forward orthodontic activity (UOA)	0
Baseline contract value	£610,703.79

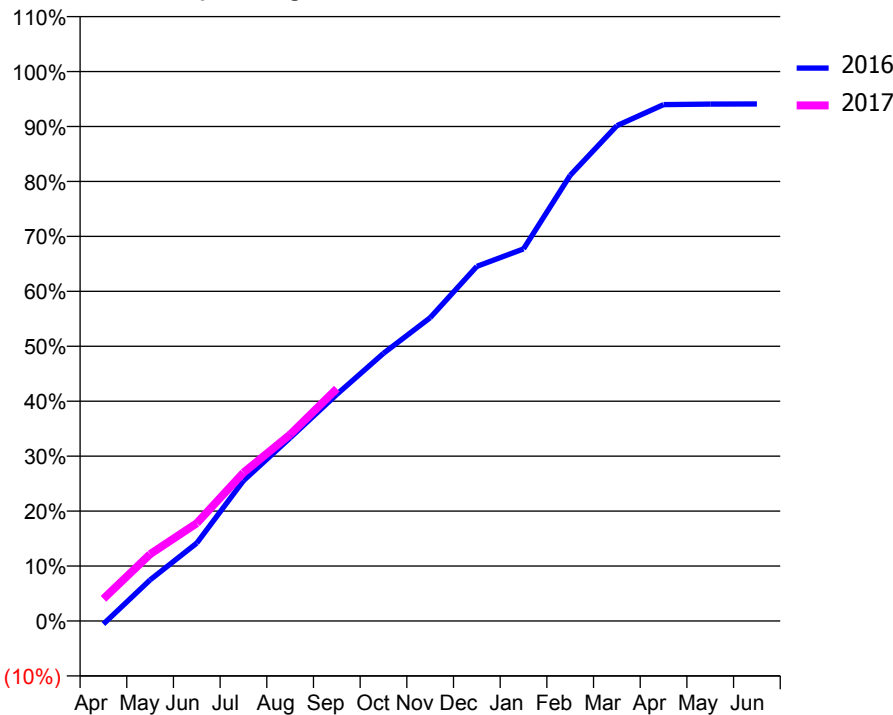
ACCESS*

Patients seen in 24 months	Total	Change since previous quarter
Quarter ending September 2015	7,882	
Quarter ending December 2015	7,988	→
Quarter ending March 2016	8,067	→
Quarter ending June 2016	8,112	→
Quarter ending September 2016	8,174	→
Variance since September 2015	3.7%	↑



ACTIVITY

Cumulative percentage of contracted UDA delivered 2016 & 2017



Month	Adjusted Scheduled Activity (UDA)	
	2016	2017
April	-144	998
May	1,844	3,004
June	3,499	4,391
July	6,299	6,662
August	8,222	8,372
September	10,174	10,429
October	12,017	
November	13,616	
December	15,918	
January	16,705	
February	20,005	
March	22,232	
April	23,183	
May	23,204	
June	23,210	

QUALITY

	Quantity	Base Number	Contract	AT	Region	England
% of FP17s for the same patient ID Re-attending within 3 months - Children	61	1,740	3.5%	11.4%	12.0%	12.4%
% of FP17s for the same patient ID Re-attending within 3 months - Adults	304	3,705	8.2%	14.8%	15.9%	16.7%
% of FP17s for the same patient ID Re-attending between 3 & 9 months - Children	968	1,740	55.6%	55.6%	58.6%	57.4%
% of FP17s for the same patient ID Re-attending between 3 & 9 months - Adults	1,842	3,705	49.7%	48.1%	51.6%	50.5%
% of FP17s for Band 1 Urgent Courses	180	5,030	3.6%	8.3%	8.0%	9.1%
% of FP17s Relating to Free Repair or Replacements	41	5,030	0.8%	0.7%	0.8%	0.8%
% of FP17s Relating to Continuations	59	5,030	1.2%	1.0%	1.3%	1.3%
% of Patients satisfied with the dentistry they have received	8	9	N/A	94.0%	93.1%	93.2%
% of Patients satisfied with the time they had to wait for an appointment	8	9	N/A	87.5%	89.1%	89.0%

* This is based on patients treated on this contract for their most recent course of treatment. Figures in italics indicate the base number of FP17s or Patient Questionnaire responses are less than 100. N/A is shown where the base number of responses is less than 10 during the period. % is calculated as Quantity/Base number*100

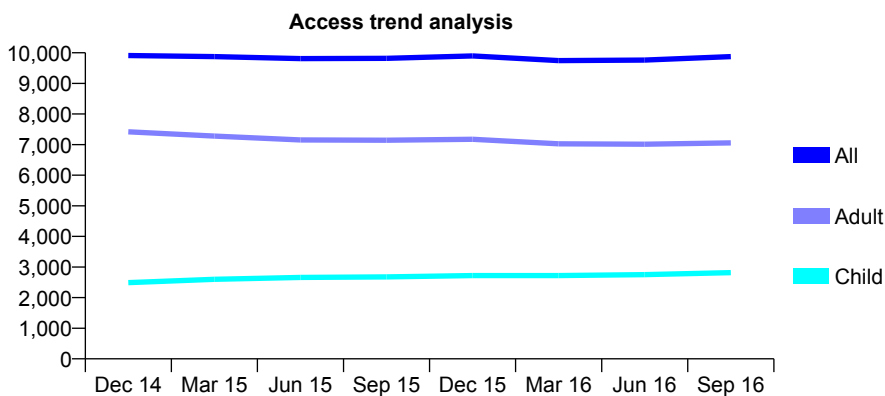
Q58 - Vital Signs At a Glance Contract Report for 101370/0064 - September 2016

Name or company name	Petrie Tucker & Partners Ltd
Contract type name	GDS Contract
Purpose of contract	General
Contract start date	01/04/2006
Contract end date	

16/17 Contracted general activity (UDA)	31,719
Carry forward general activity (UDA)	0
16/17 Contracted orthodontic activity (UOA)	0
Carry forward orthodontic activity (UOA)	0
Baseline contract value	£832,339.69

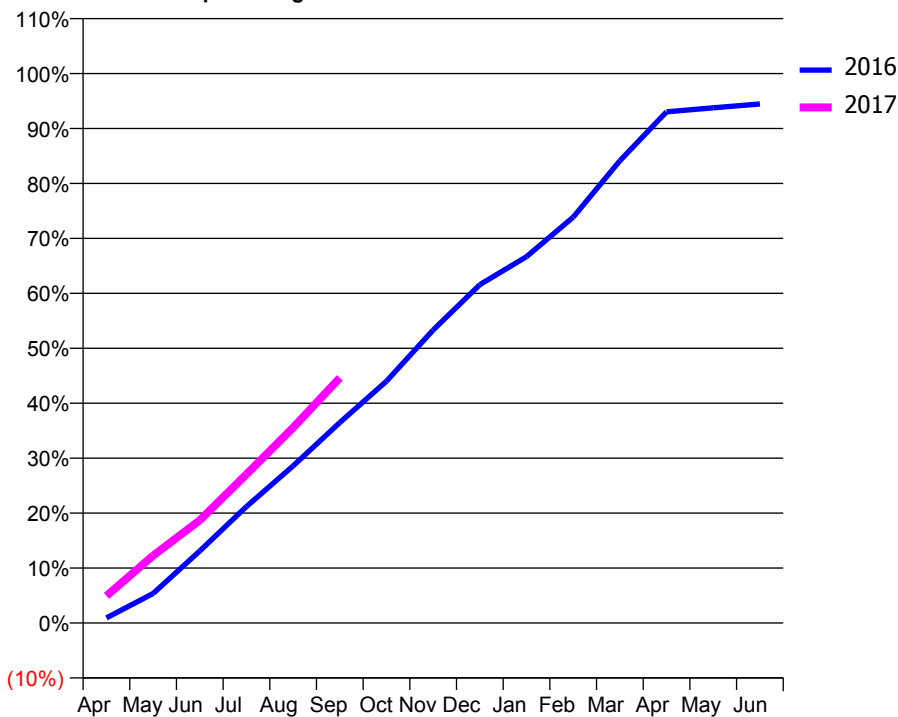
ACCESS*

Patients seen in 24 months	Total	Change since previous quarter
Quarter ending September 2015	9,819	
Quarter ending December 2015	9,896	→
Quarter ending March 2016	9,746	↓
Quarter ending June 2016	9,764	→
Quarter ending September 2016	9,874	→
Variance since September 2015	0.6%	→



ACTIVITY

Cumulative percentage of contracted UDA delivered 2016 & 2017



Month	Adjusted Scheduled Activity (UDA)	
	2016	2017
April	298	1,566
May	1,706	3,888
June	4,160	5,934
July	6,725	8,589
August	9,069	11,281
September	11,571	14,150
October	13,957	
November	16,915	
December	19,529	
January	21,145	
February	23,425	
March	26,682	
April	29,504	
May	29,735	
June	29,960	

QUALITY

	Quantity	Base Number	Contract	AT	Region	England
% of FP17s for the same patient ID Re-attending within 3 months - Children	168	2,229	7.5%	11.4%	12.0%	12.4%
% of FP17s for the same patient ID Re-attending within 3 months - Adults	589	4,630	12.7%	14.8%	15.9%	16.7%
% of FP17s for the same patient ID Re-attending between 3 & 9 months - Children	1,060	2,229	47.6%	55.6%	58.6%	57.4%
% of FP17s for the same patient ID Re-attending between 3 & 9 months - Adults	2,075	4,630	44.8%	48.1%	51.6%	50.5%
% of FP17s for Band 1 Urgent Courses	447	5,762	7.8%	8.3%	8.0%	9.1%
% of FP17s Relating to Free Repair or Replacements	45	5,762	0.8%	0.7%	0.8%	0.8%
% of FP17s Relating to Continuations	87	5,762	1.5%	1.0%	1.3%	1.3%
% of Patients satisfied with the dentistry they have received	6	7	N/A	94.0%	93.1%	93.2%
% of Patients satisfied with the time they had to wait for an appointment	6	7	N/A	87.5%	89.1%	89.0%

* This is based on patients treated on this contract for their most recent course of treatment. Figures in italics indicate the base number of FP17s or Patient Questionnaire responses are less than 100. N/A is shown where the base number of responses is less than 10 during the period. % is calculated as Quantity/Base number*100

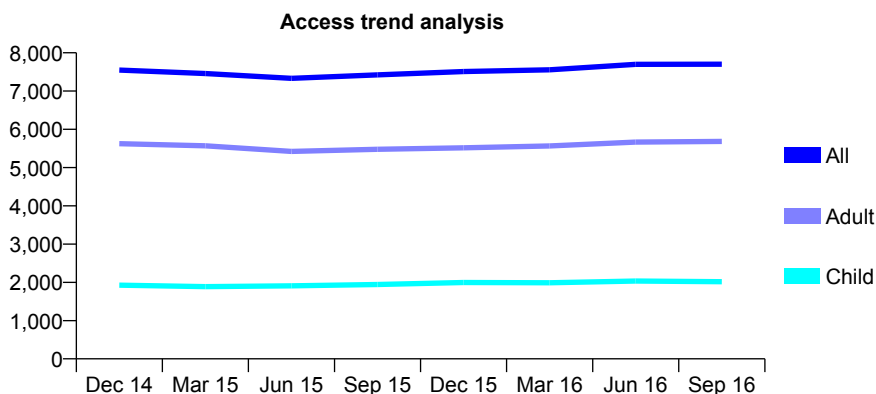
Q58 - Vital Signs At a Glance Contract Report for 101370/0065 - September 2016

Name or company name	Petrie Tucker & Partners Ltd
Contract type name	GDS Contract
Purpose of contract	General
Contract start date	01/04/2006
Contract end date	

16/17 Contracted general activity (UDA)	21,251
Carry forward general activity (UDA)	0
16/17 Contracted orthodontic activity (UOA)	0
Carry forward orthodontic activity (UOA)	0
Baseline contract value	£505,962.60

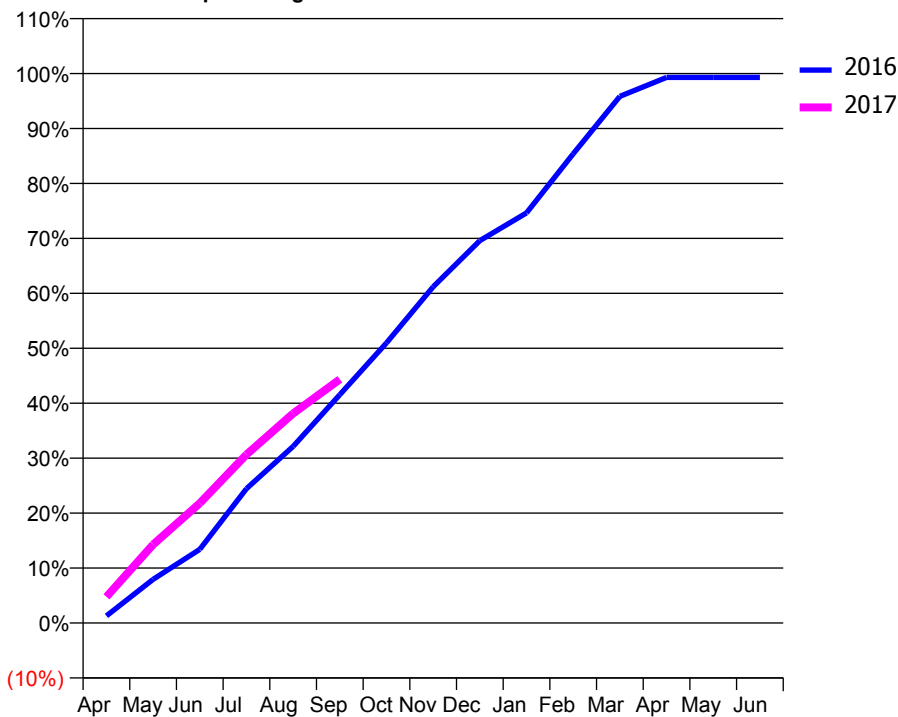
ACCESS*

Patients seen in 24 months	Total	Change since previous quarter
Quarter ending September 2015	7,423	
Quarter ending December 2015	7,509	→
Quarter ending March 2016	7,555	→
Quarter ending June 2016	7,699	→
Quarter ending September 2016	7,703	→
Variance since September 2015	3.8%	↑



ACTIVITY

Cumulative percentage of contracted UDA delivered 2016 & 2017



Month	Adjusted Scheduled Activity (UDA)	
	2016	2017
April	274	1,015
May	1,690	3,033
June	2,847	4,634
July	5,196	6,514
August	6,832	8,103
September	8,833	9,425
October	10,834	
November	13,005	
December	14,787	
January	15,859	
February	18,145	
March	20,369	
April	21,098	
May	21,098	
June	21,099	

QUALITY

	Quantity	Base Number	Contract	AT	Region	England
% of FP17s for the same patient ID Re-attending within 3 months - Children	92	1,436	6.4%	11.4%	12.0%	12.4%
% of FP17s for the same patient ID Re-attending within 3 months - Adults	540	3,527	15.3%	14.8%	15.9%	16.7%
% of FP17s for the same patient ID Re-attending between 3 & 9 months - Children	722	1,436	50.3%	55.6%	58.6%	57.4%
% of FP17s for the same patient ID Re-attending between 3 & 9 months - Adults	1,442	3,527	40.9%	48.1%	51.6%	50.5%
% of FP17s for Band 1 Urgent Courses	482	4,595	10.5%	8.3%	8.0%	9.1%
% of FP17s Relating to Free Repair or Replacements	23	4,595	0.5%	0.7%	0.8%	0.8%
% of FP17s Relating to Continuations	85	4,595	1.8%	1.0%	1.3%	1.3%
% of Patients satisfied with the dentistry they have received	4	4	N/A	94.0%	93.1%	93.2%
% of Patients satisfied with the time they had to wait for an appointment	3	4	N/A	87.5%	89.1%	89.0%

* This is based on patients treated on this contract for their most recent course of treatment. Figures in italics indicate the base number of FP17s or Patient Questionnaire responses are less than 100. N/A is shown where the base number of responses is less than 10 during the period. % is calculated as Quantity/Base number*100

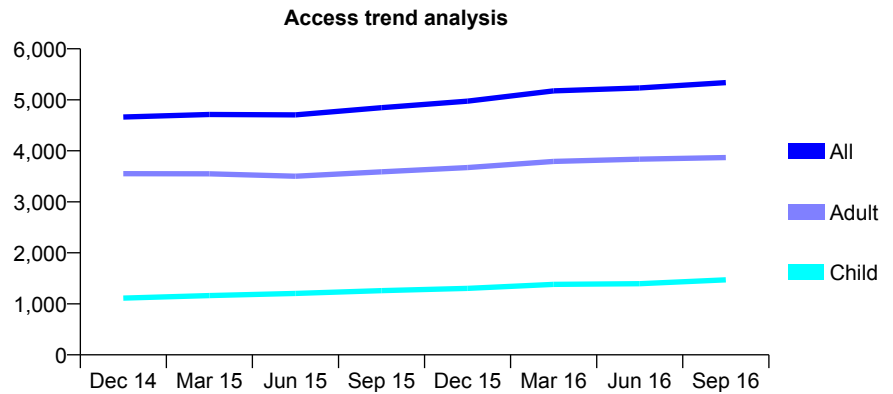
Q58 - Vital Signs At a Glance Contract Report for 101435/0003 - September 2016

Name or company name	IDH Limited
Contract type name	GDS Contract
Purpose of contract	General and Orthodontic
Contract start date	01/04/2006
Contract end date	

16/17 Contracted general activity (UDA)	15,825
Carry forward general activity (UDA)	0
16/17 Contracted orthodontic activity (UOA)	428
Carry forward orthodontic activity (UOA)	0
Baseline contract value	£414,553.51

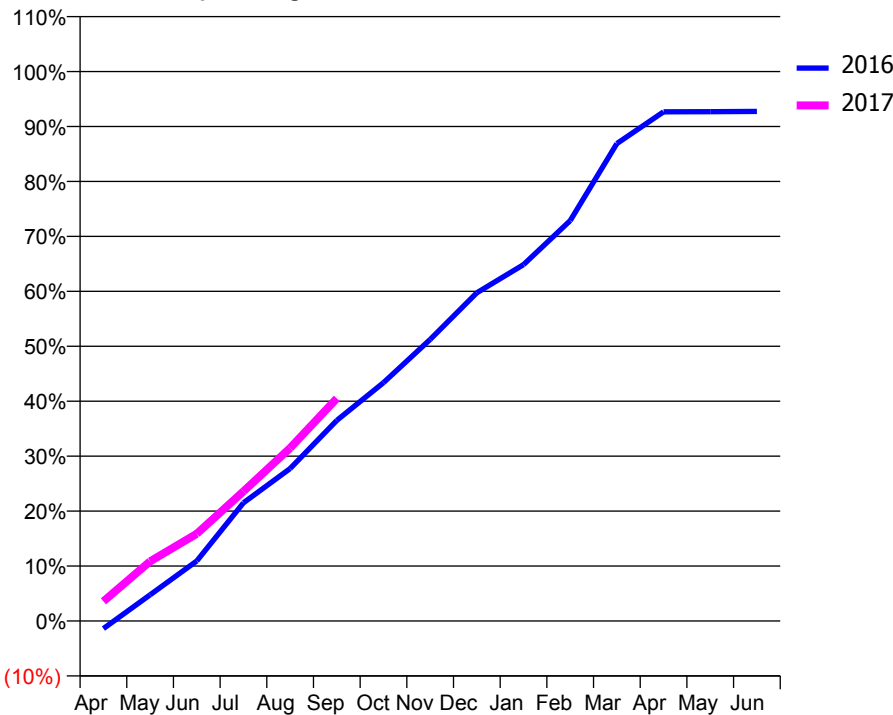
ACCESS*

Patients seen in 24 months	Total	Change since previous quarter
Quarter ending September 2015	4,846	
Quarter ending December 2015	4,975	↑
Quarter ending March 2016	5,175	↑
Quarter ending June 2016	5,232	→
Quarter ending September 2016	5,337	↑
Variance since September 2015	10.1%	↑



ACTIVITY

Cumulative percentage of contracted UDA delivered 2016 & 2017



Month	Adjusted Scheduled Activity (UDA)	
	2016	2017
April	-220	567
May	754	1,720
June	1,731	2,513
July	3,404	3,734
August	4,392	4,984
September	5,779	6,411
October	6,866	
November	8,109	
December	9,451	
January	10,263	
February	11,529	
March	13,751	
April	14,665	
May	14,670	
June	14,674	

QUALITY

	Quantity	Base Number	Contract	AT	Region	England
% of FP17s for the same patient ID Re-attending within 3 months - Children	43	920	4.7%	11.4%	12.0%	12.4%
% of FP17s for the same patient ID Re-attending within 3 months - Adults	215	1,942	11.1%	14.8%	15.9%	16.7%
% of FP17s for the same patient ID Re-attending between 3 & 9 months - Children	391	920	42.5%	55.6%	58.6%	57.4%
% of FP17s for the same patient ID Re-attending between 3 & 9 months - Adults	718	1,942	37.0%	48.1%	51.6%	50.5%
% of FP17s for Band 1 Urgent Courses	252	2,581	9.8%	8.3%	8.0%	9.1%
% of FP17s Relating to Free Repair or Replacements	17	2,581	0.7%	0.7%	0.8%	0.8%
% of FP17s Relating to Continuations	23	2,581	0.9%	1.0%	1.3%	1.3%
% of Patients satisfied with the dentistry they have received	4	4	N/A	94.0%	93.1%	93.2%
% of Patients satisfied with the time they had to wait for an appointment	4	4	N/A	87.5%	89.1%	89.0%

* This is based on patients treated on this contract for their most recent course of treatment. Figures in italics indicate the base number of FP17s or Patient Questionnaire responses are less than 100. N/A is shown where the base number of responses is less than 10 during the period. % is calculated as Quantity/Base number*100

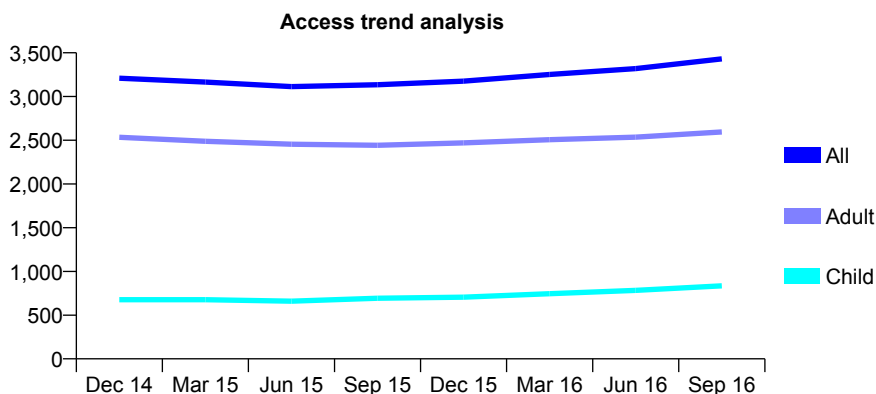
Q58 - Vital Signs At a Glance Contract Report for 101435/0081 - September 2016

Name or company name	IDH Limited
Contract type name	GDS Contract
Purpose of contract	General
Contract start date	01/02/2008
Contract end date	

16/17 Contracted general activity (UDA)	11,105
Carry forward general activity (UDA)	0
16/17 Contracted orthodontic activity (UOA)	0
Carry forward orthodontic activity (UOA)	0
Baseline contract value	£284,853.35

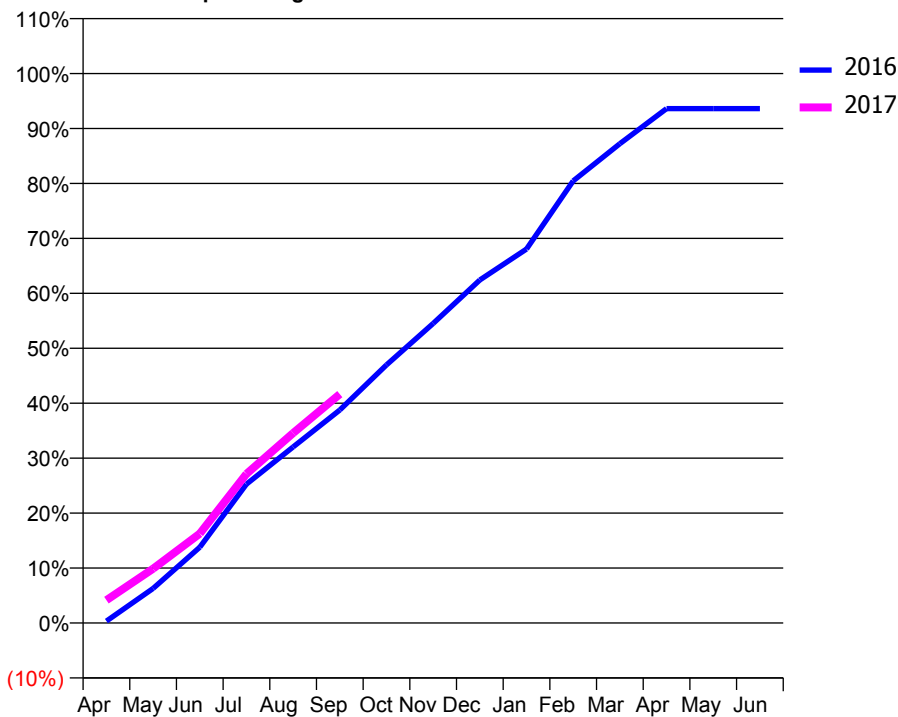
ACCESS*

Patients seen in 24 months	Total	Change since previous quarter
Quarter ending September 2015	3,135	
Quarter ending December 2015	3,176	→
Quarter ending March 2016	3,252	↑
Quarter ending June 2016	3,319	↑
Quarter ending September 2016	3,430	↑
Variance since September 2015	9.4%	↑



ACTIVITY

Cumulative percentage of contracted UDA delivered 2016 & 2017



Adjusted Scheduled Activity (UDA)

Month	2016	2017
April	38	462
May	699	1,099
June	1,533	1,806
July	2,805	3,014
August	3,557	3,838
September	4,305	4,625
October	5,215	
November	6,053	
December	6,931	
January	7,558	
February	8,936	
March	9,687	
April	10,396	
May	10,396	
June	10,396	

QUALITY

	Quantity	Base Number	Contract	AT	Region	England
% of FP17s for the same patient ID Re-attending within 3 months - Children	25	558	4.5%	11.4%	12.0%	12.4%
% of FP17s for the same patient ID Re-attending within 3 months - Adults	174	1,493	11.7%	14.8%	15.9%	16.7%
% of FP17s for the same patient ID Re-attending between 3 & 9 months - Children	218	558	39.1%	55.6%	58.6%	57.4%
% of FP17s for the same patient ID Re-attending between 3 & 9 months - Adults	541	1,493	36.2%	48.1%	51.6%	50.5%
% of FP17s for Band 1 Urgent Courses	169	1,859	9.1%	8.3%	8.0%	9.1%
% of FP17s Relating to Free Repair or Replacements	9	1,859	0.5%	0.7%	0.8%	0.8%
% of FP17s Relating to Continuations	20	1,859	1.1%	1.0%	1.3%	1.3%
% of Patients satisfied with the dentistry they have received	2	2	N/A	94.0%	93.1%	93.2%
% of Patients satisfied with the time they had to wait for an appointment	2	2	N/A	87.5%	89.1%	89.0%

* This is based on patients treated on this contract for their most recent course of treatment. Figures in italics indicate the base number of FP17s or Patient Questionnaire responses are less than 100. N/A is shown where the base number of responses is less than 10 during the period. % is calculated as Quantity/Base number*100

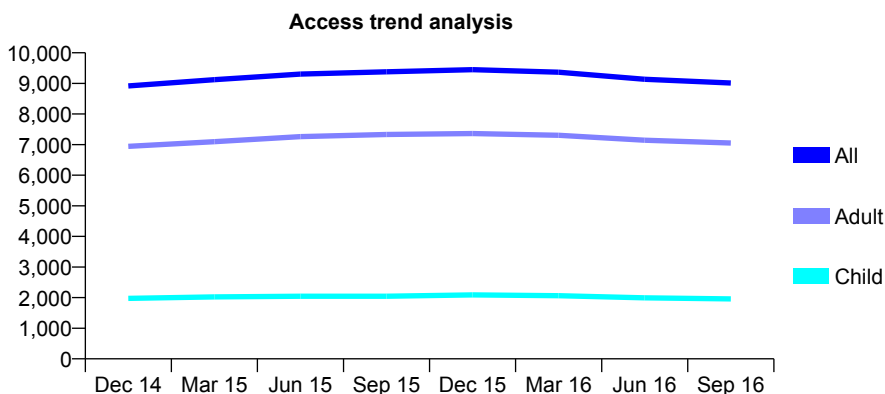
Q58 - Vital Signs At a Glance Contract Report for 101435/0082 - September 2016

Name or company name	IDH Limited
Contract type name	GDS Contract
Purpose of contract	General
Contract start date	01/02/2008
Contract end date	

16/17 Contracted general activity (UDA)	25,924
Carry forward general activity (UDA)	0
16/17 Contracted orthodontic activity (UOA)	0
Carry forward orthodontic activity (UOA)	0
Baseline contract value	£598,694.24

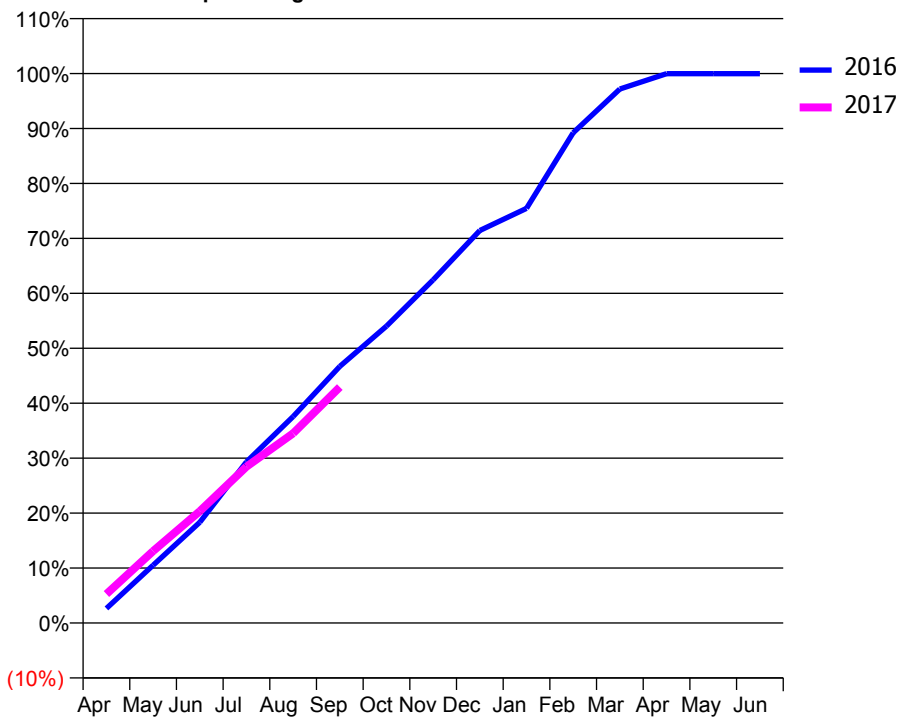
ACCESS*

Patients seen in 24 months	Total	Change since previous quarter
Quarter ending September 2015	9,377	
Quarter ending December 2015	9,448	→
Quarter ending March 2016	9,366	→
Quarter ending June 2016	9,136	↓
Quarter ending September 2016	9,011	↓
Variance since September 2015	(3.9%)	↓



ACTIVITY

Cumulative percentage of contracted UDA delivered 2016 & 2017



Month	Adjusted Scheduled Activity (UDA)	
	2016	2017
April	692	1,367
May	2,727	3,395
June	4,752	5,273
July	7,603	7,379
August	9,741	8,950
September	12,109	11,132
October	14,007	
November	16,189	
December	18,520	
January	19,560	
February	23,128	
March	25,193	
April	25,915	
May	25,915	
June	25,914	

QUALITY

	Quantity	Base Number	Contract	AT	Region	England
% of FP17s for the same patient ID Re-attending within 3 months - Children	128	1,427	9.0%	11.4%	12.0%	12.4%
% of FP17s for the same patient ID Re-attending within 3 months - Adults	833	5,087	16.4%	14.8%	15.9%	16.7%
% of FP17s for the same patient ID Re-attending between 3 & 9 months - Children	880	1,427	61.7%	55.6%	58.6%	57.4%
% of FP17s for the same patient ID Re-attending between 3 & 9 months - Adults	2,959	5,087	58.2%	48.1%	51.6%	50.5%
% of FP17s for Band 1 Urgent Courses	533	6,080	8.8%	8.3%	8.0%	9.1%
% of FP17s Relating to Free Repair or Replacements	103	6,080	1.7%	0.7%	0.8%	0.8%
% of FP17s Relating to Continuations	133	6,080	2.2%	1.0%	1.3%	1.3%
% of Patients satisfied with the dentistry they have received	7	7	N/A	94.0%	93.1%	93.2%
% of Patients satisfied with the time they had to wait for an appointment	5	7	N/A	87.5%	89.1%	89.0%

* This is based on patients treated on this contract for their most recent course of treatment. Figures in italics indicate the base number of FP17s or Patient Questionnaire responses are less than 100. N/A is shown where the base number of responses is less than 10 during the period. % is calculated as Quantity/Base number*100

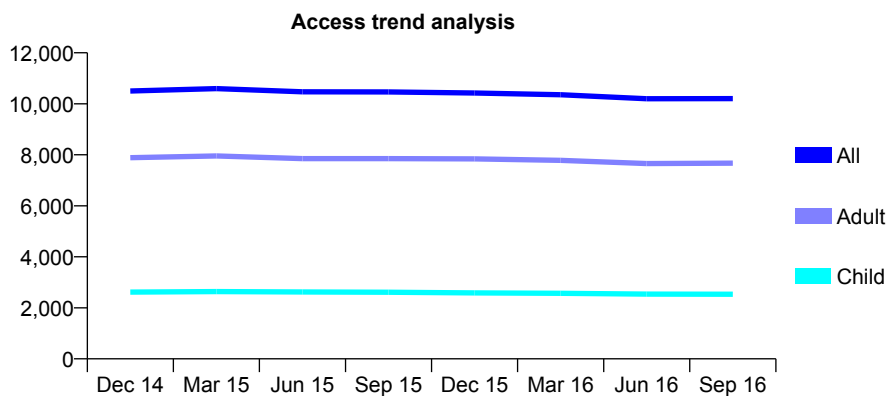
Q58 - Vital Signs At a Glance Contract Report for 101435/0088 - September 2016

Name or company name	IDH Limited
Contract type name	GDS Contract
Purpose of contract	General
Contract start date	23/02/2008
Contract end date	

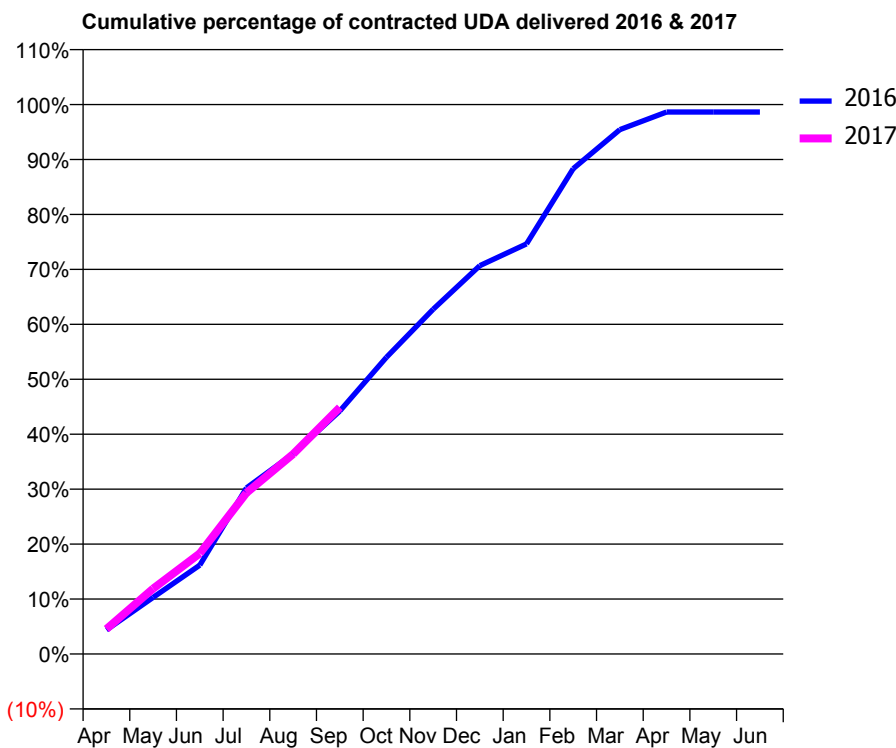
16/17 Contracted general activity (UDA)	29,108
Carry forward general activity (UDA)	0
16/17 Contracted orthodontic activity (UOA)	0
Carry forward orthodontic activity (UOA)	0
Baseline contract value	£808,055.73

ACCESS*

Patients seen in 24 months	Total	Change since previous quarter
Quarter ending September 2015	10,464	
Quarter ending December 2015	10,426	→
Quarter ending March 2016	10,354	→
Quarter ending June 2016	10,198	↓
Quarter ending September 2016	10,206	→
Variance since September 2015	(2.5%)	↓



ACTIVITY



Month	Adjusted Scheduled Activity (UDA)	
	2016	2017
April	1,278	1,327
May	2,998	3,465
June	4,706	5,332
July	8,801	8,534
August	10,605	10,590
September	12,872	13,063
October	15,717	
November	18,262	
December	20,574	
January	21,722	
February	25,709	
March	27,781	
April	28,709	
May	28,709	
June	28,711	

QUALITY

	Quantity	Base Number	Contract	AT	Region	England
% of FP17s for the same patient ID Re-attending within 3 months - Children	157	2,098	7.5%	11.4%	12.0%	12.4%
% of FP17s for the same patient ID Re-attending within 3 months - Adults	741	5,674	13.1%	14.8%	15.9%	16.7%
% of FP17s for the same patient ID Re-attending between 3 & 9 months - Children	1,453	2,098	69.3%	55.6%	58.6%	57.4%
% of FP17s for the same patient ID Re-attending between 3 & 9 months - Adults	3,308	5,674	58.3%	48.1%	51.6%	50.5%
% of FP17s for Band 1 Urgent Courses	503	7,291	6.9%	8.3%	8.0%	9.1%
% of FP17s Relating to Free Repair or Replacements	41	7,291	0.6%	0.7%	0.8%	0.8%
% of FP17s Relating to Continuations	114	7,291	1.6%	1.0%	1.3%	1.3%
% of Patients satisfied with the dentistry they have received	8	8	N/A	94.0%	93.1%	93.2%
% of Patients satisfied with the time they had to wait for an appointment	8	8	N/A	87.5%	89.1%	89.0%

* This is based on patients treated on this contract for their most recent course of treatment. Figures in italics indicate the base number of FP17s or Patient Questionnaire responses are less than 100. N/A is shown where the base number of responses is less than 10 during the period. % is calculated as Quantity/Base number*100

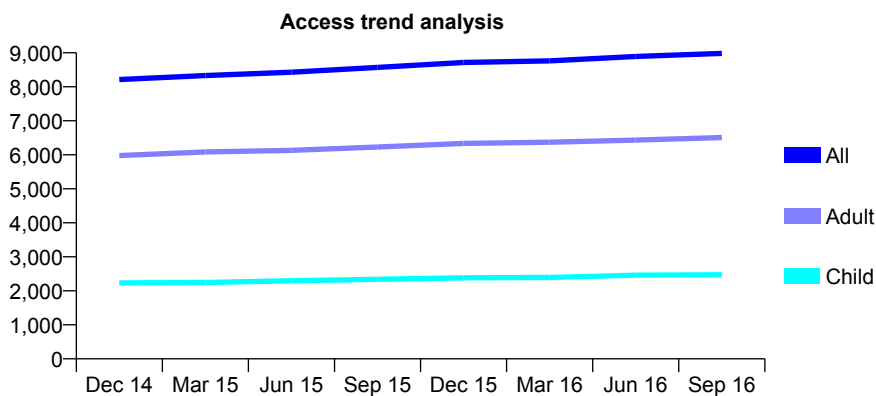
Q58 - Vital Signs At a Glance Contract Report for 101435/0089 - September 2016

Name or company name	IDH Limited
Contract type name	GDS Contract
Purpose of contract	General
Contract start date	23/02/2008
Contract end date	

16/17 Contracted general activity (UDA)	21,831
Carry forward general activity (UDA)	0
16/17 Contracted orthodontic activity (UOA)	0
Carry forward orthodontic activity (UOA)	0
Baseline contract value	£606,040.89

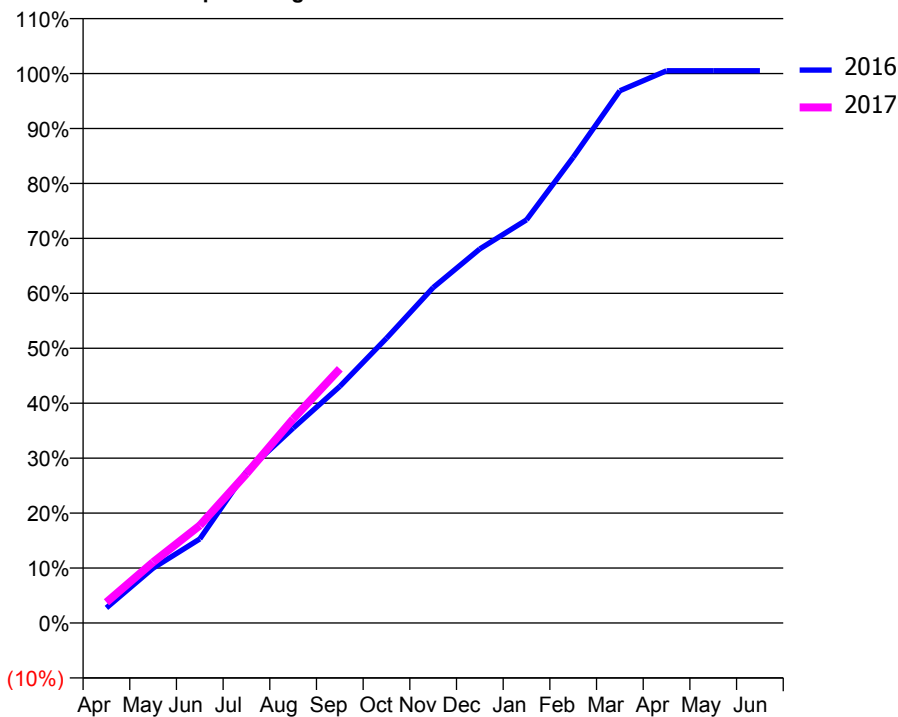
ACCESS*

Patients seen in 24 months	Total	Change since previous quarter
Quarter ending September 2015	8,571	
Quarter ending December 2015	8,717	→
Quarter ending March 2016	8,762	→
Quarter ending June 2016	8,894	→
Quarter ending September 2016	8,981	→
Variance since September 2015	4.8%	↑



ACTIVITY

Cumulative percentage of contracted UDA delivered 2016 & 2017



Month	Adjusted Scheduled Activity (UDA)	
	2016	2017
April	603	823
May	2,181	2,418
June	3,343	3,876
July	6,019	5,929
August	7,741	8,106
September	9,403	10,099
October	11,312	
November	13,327	
December	14,864	
January	16,018	
February	18,502	
March	21,147	
April	21,940	
May	21,940	
June	21,940	

QUALITY

	Quantity	Base Number	Contract	AT	Region	England
% of FP17s for the same patient ID Re-attending within 3 months - Children	59	1,848	3.2%	11.4%	12.0%	12.4%
% of FP17s for the same patient ID Re-attending within 3 months - Adults	339	3,822	8.9%	14.8%	15.9%	16.7%
% of FP17s for the same patient ID Re-attending between 3 & 9 months - Children	1,117	1,848	60.4%	55.6%	58.6%	57.4%
% of FP17s for the same patient ID Re-attending between 3 & 9 months - Adults	1,406	3,822	36.8%	48.1%	51.6%	50.5%
% of FP17s for Band 1 Urgent Courses	256	5,326	4.8%	8.3%	8.0%	9.1%
% of FP17s Relating to Free Repair or Replacements	12	5,326	0.2%	0.7%	0.8%	0.8%
% of FP17s Relating to Continuations	52	5,326	1.0%	1.0%	1.3%	1.3%
% of Patients satisfied with the dentistry they have received	5	5	N/A	94.0%	93.1%	93.2%
% of Patients satisfied with the time they had to wait for an appointment	4	5	N/A	87.5%	89.1%	89.0%

* This is based on patients treated on this contract for their most recent course of treatment. Figures in italics indicate the base number of FP17s or Patient Questionnaire responses are less than 100. N/A is shown where the base number of responses is less than 10 during the period. % is calculated as Quantity/Base number*100

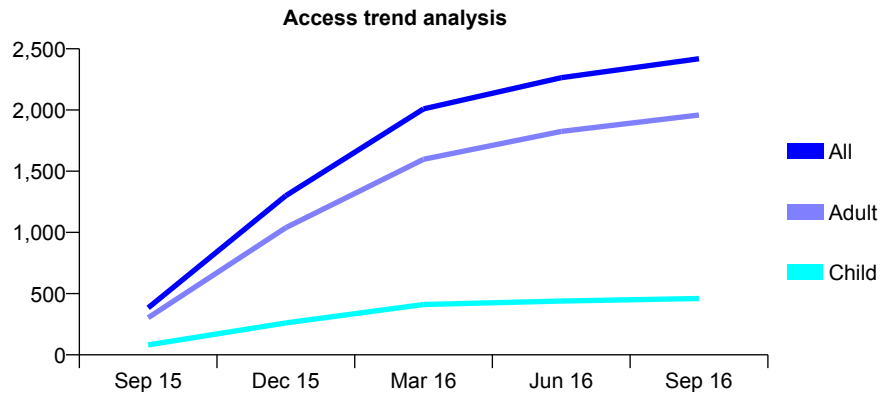
Q58 - Vital Signs At a Glance Contract Report for 102024/0001 - September 2016

Name or company name	Teamcare Dental Practice
Contract type name	GDS Contract
Purpose of contract	General
Contract start date	18/08/2015
Contract end date	

16/17 Contracted general activity (UDA)	7,400
Carry forward general activity (UDA)	0
16/17 Contracted orthodontic activity (UOA)	0
Carry forward orthodontic activity (UOA)	0
Baseline contract value	£170,659.62

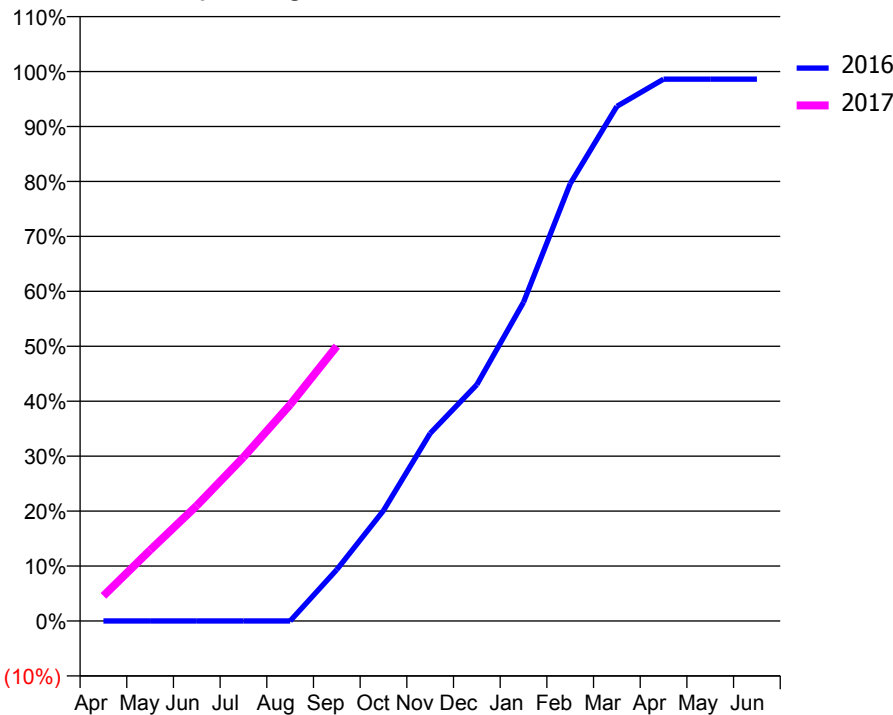
ACCESS*

Patients seen in 24 months	Total	Change since previous quarter
Quarter ending September 2015	384	
Quarter ending December 2015	1,300	↑
Quarter ending March 2016	2,009	↑
Quarter ending June 2016	2,264	↑
Quarter ending September 2016	2,419	↑
Variance since September 2015	529.9%	↑



ACTIVITY

Cumulative percentage of contracted UDA delivered 2016 & 2017



Month	Adjusted Scheduled Activity (UDA)	
	2016	2017
April	0	338
May	0	954
June	0	1,554
July	0	2,206
August	0	2,913
September	417	3,702
October	897	
November	1,524	
December	1,919	
January	2,589	
February	3,552	
March	4,180	
April	4,401	
May	4,401	
June	4,400	

QUALITY

	Quantity	Base Number	Contract	AT	Region	England
% of FP17s for the same patient ID Re-attending within 3 months - Children	19	428	4.4%	11.4%	12.0%	12.4%
% of FP17s for the same patient ID Re-attending within 3 months - Adults	319	1,881	17.0%	14.8%	15.9%	16.7%
% of FP17s for the same patient ID Re-attending between 3 & 9 months - Children	312	428	72.9%	55.6%	58.6%	57.4%
% of FP17s for the same patient ID Re-attending between 3 & 9 months - Adults	1,101	1,881	58.5%	48.1%	51.6%	50.5%
% of FP17s for Band 1 Urgent Courses	87	2,181	4.0%	8.3%	8.0%	9.1%
% of FP17s Relating to Free Repair or Replacements	5	2,181	0.2%	0.7%	0.8%	0.8%
% of FP17s Relating to Continuations	59	2,181	2.7%	1.0%	1.3%	1.3%
% of Patients satisfied with the dentistry they have received	1	1	N/A	94.0%	93.1%	93.2%
% of Patients satisfied with the time they had to wait for an appointment	1	1	N/A	87.5%	89.1%	89.0%

* This is based on patients treated on this contract for their most recent course of treatment. Figures in italics indicate the base number of FP17s or Patient Questionnaire responses are less than 100. N/A is shown where the base number of responses is less than 10 during the period. % is calculated as Quantity/Base number*100

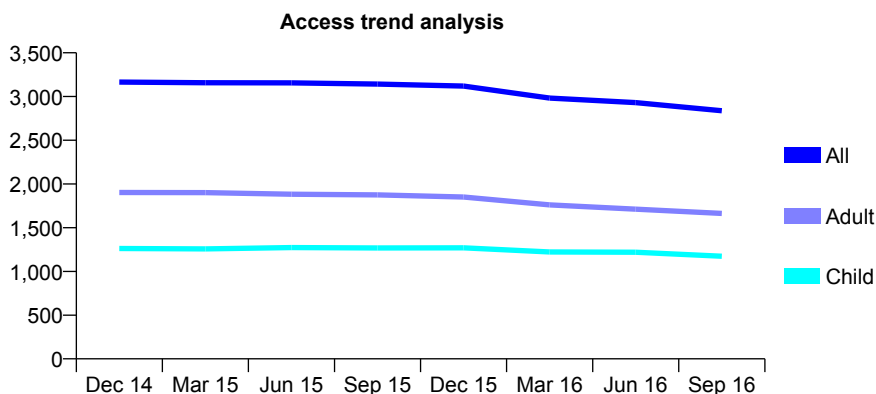
Q58 - Vital Signs At a Glance Contract Report for 102857/0001 - September 2016

Name or company name	PANSHANGER DENTAL PRACTICE
Contract type name	GDS Contract
Purpose of contract	General
Contract start date	01/12/2012
Contract end date	

16/17 Contracted general activity (UDA)	7,192
Carry forward general activity (UDA)	0
16/17 Contracted orthodontic activity (UOA)	0
Carry forward orthodontic activity (UOA)	0
Baseline contract value	£169,494.33

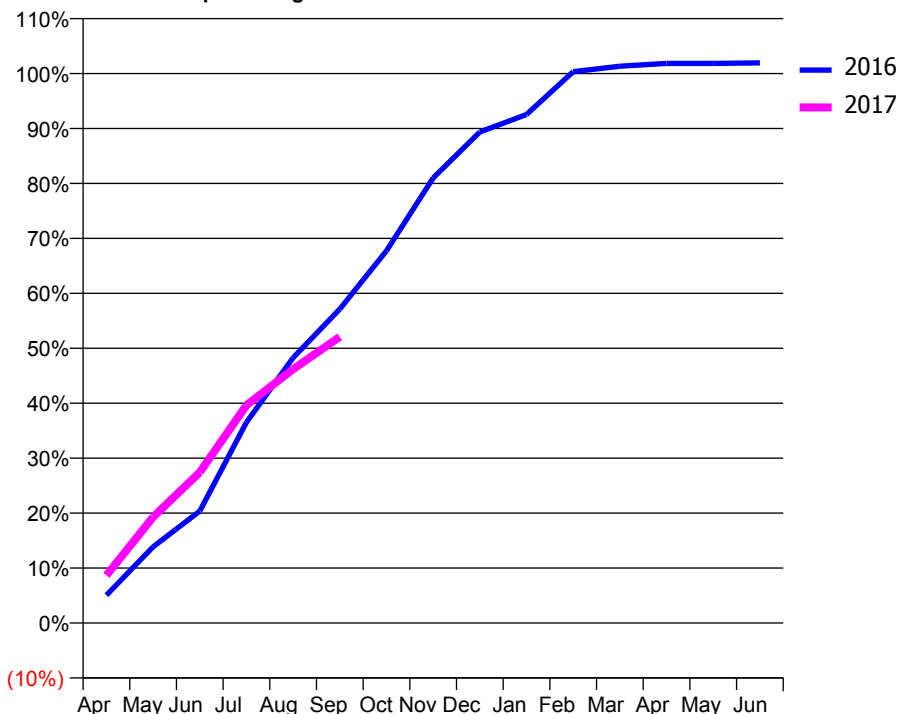
ACCESS*

Patients seen in 24 months	Total	Change since previous quarter
Quarter ending September 2015	3,143	
Quarter ending December 2015	3,120	→
Quarter ending March 2016	2,983	↓
Quarter ending June 2016	2,931	↓
Quarter ending September 2016	2,837	↓
Variance since September 2015	(9.7%)	↓



ACTIVITY

Cumulative percentage of contracted UDA delivered 2016 & 2017



Adjusted Scheduled Activity (UDA)

Month	2016	2017
April	363	625
May	998	1,387
June	1,466	1,973
July	2,627	2,851
August	3,473	3,323
September	4,108	3,746
October	4,872	
November	5,825	
December	6,428	
January	6,656	
February	7,216	
March	7,288	
April	7,324	
May	7,325	
June	7,331	

QUALITY

	Quantity	Base Number	Contract	AT	Region	England
% of FP17s for the same patient ID Re-attending within 3 months - Children	57	997	5.7%	11.4%	12.0%	12.4%
% of FP17s for the same patient ID Re-attending within 3 months - Adults	118	1,145	10.3%	14.8%	15.9%	16.7%
% of FP17s for the same patient ID Re-attending between 3 & 9 months - Children	606	997	60.8%	55.6%	58.6%	57.4%
% of FP17s for the same patient ID Re-attending between 3 & 9 months - Adults	632	1,145	55.2%	48.1%	51.6%	50.5%
% of FP17s for Band 1 Urgent Courses	82	2,117	3.9%	8.3%	8.0%	9.1%
% of FP17s Relating to Free Repair or Replacements	12	2,117	0.6%	0.7%	0.8%	0.8%
% of FP17s Relating to Continuations	1	2,117	0.0%	1.0%	1.3%	1.3%
% of Patients satisfied with the dentistry they have received	1	1	N/A	94.0%	93.1%	93.2%
% of Patients satisfied with the time they had to wait for an appointment	1	1	N/A	87.5%	89.1%	89.0%

* This is based on patients treated on this contract for their most recent course of treatment. Figures in italics indicate the base number of FP17s or Patient Questionnaire responses are less than 100. N/A is shown where the base number of responses is less than 10 during the period. % is calculated as Quantity/Base number*100

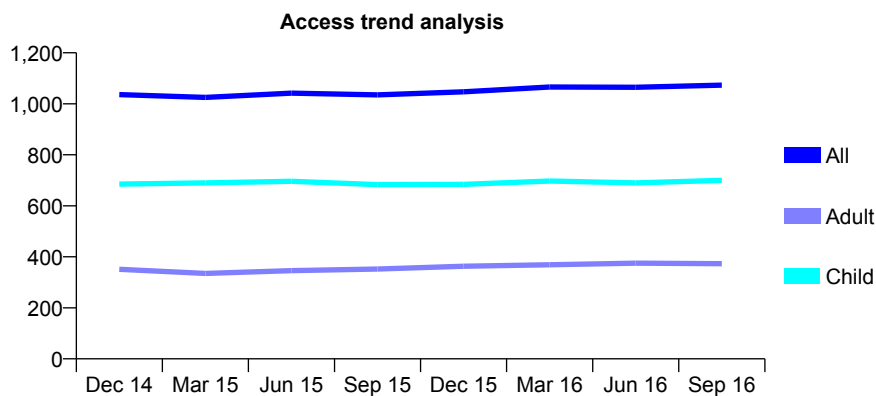
Q58 - Vital Signs At a Glance Contract Report for 104191/0001 - September 2016

Name or company name	Village Dental Practice Ltd
Contract type name	GDS Contract
Purpose of contract	General
Contract start date	01/09/2009
Contract end date	

16/17 Contracted general activity (UDA)	3,000
Carry forward general activity (UDA)	0
16/17 Contracted orthodontic activity (UOA)	0
Carry forward orthodontic activity (UOA)	0
Baseline contract value	£74,479.66

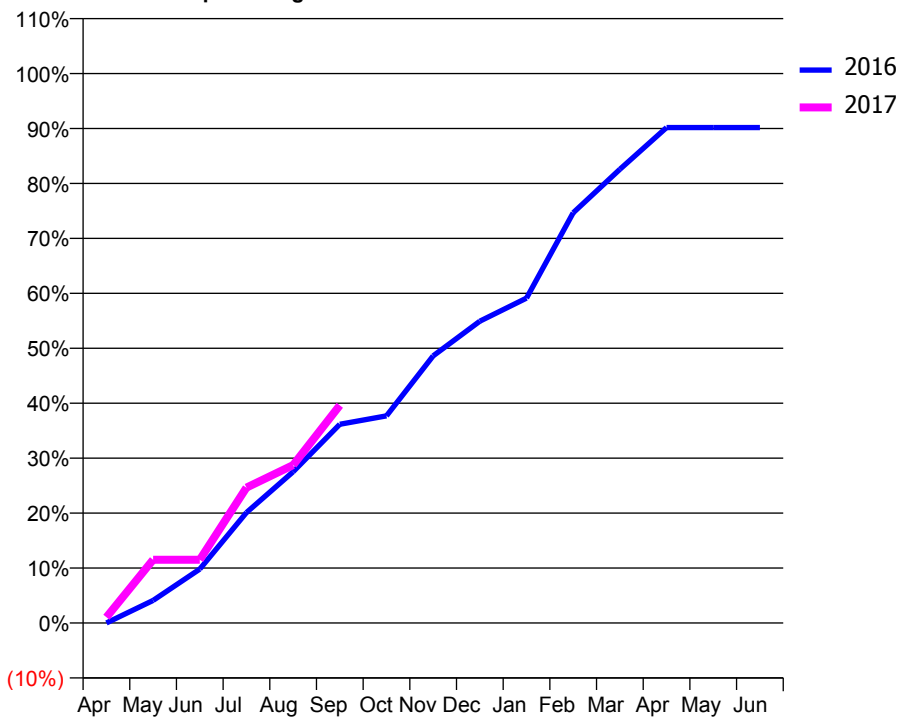
ACCESS*

Patients seen in 24 months	Total	Change since previous quarter
Quarter ending September 2015	1,035	
Quarter ending December 2015	1,047	→
Quarter ending March 2016	1,066	→
Quarter ending June 2016	1,065	→
Quarter ending September 2016	1,073	→
Variance since September 2015	3.7%	↑



ACTIVITY

Cumulative percentage of contracted UDA delivered 2016 & 2017



Adjusted Scheduled Activity (UDA)

Month	2016	2017
April	0	32
May	123	346
June	294	346
July	603	740
August	826	863
September	1,085	1,188
October	1,131	
November	1,459	
December	1,648	
January	1,774	
February	2,240	
March	2,477	
April	2,705	
May	2,705	
June	2,705	

QUALITY

	Quantity	Base Number	Contract	AT	Region	England
% of FP17s for the same patient ID Re-attending within 3 months - Children	53	546	9.7%	11.4%	12.0%	12.4%
% of FP17s for the same patient ID Re-attending within 3 months - Adults	28	212	13.2%	14.8%	15.9%	16.7%
% of FP17s for the same patient ID Re-attending between 3 & 9 months - Children	311	546	57.0%	55.6%	58.6%	57.4%
% of FP17s for the same patient ID Re-attending between 3 & 9 months - Adults	105	212	49.5%	48.1%	51.6%	50.5%
% of FP17s for Band 1 Urgent Courses	27	691	3.9%	8.3%	8.0%	9.1%
% of FP17s Relating to Free Repair or Replacements	0	691	0.0%	0.7%	0.8%	0.8%
% of FP17s Relating to Continuations	25	691	3.6%	1.0%	1.3%	1.3%
% of Patients satisfied with the dentistry they have received	1	1	N/A	94.0%	93.1%	93.2%
% of Patients satisfied with the time they had to wait for an appointment	1	1	N/A	87.5%	89.1%	89.0%

* This is based on patients treated on this contract for their most recent course of treatment. Figures in italics indicate the base number of FP17s or Patient Questionnaire responses are less than 100. N/A is shown where the base number of responses is less than 10 during the period. % is calculated as Quantity/Base number*100

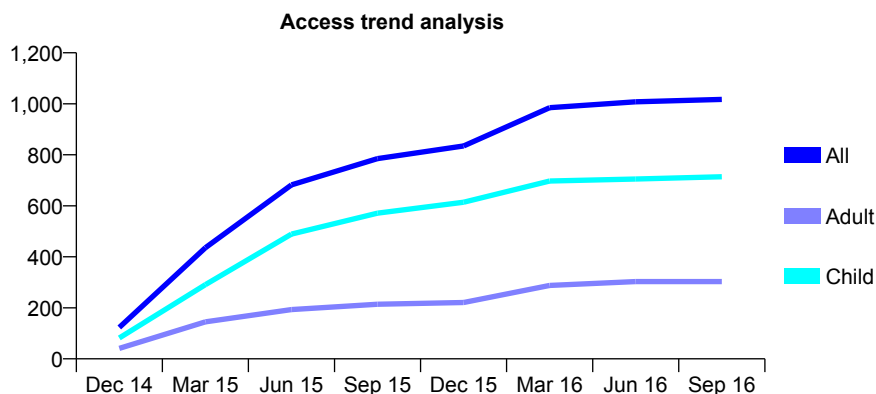
Q58 - Vital Signs At a Glance Contract Report for 104884/0001 - September 2016

Name or company name	Abacus Dental Care
Contract type name	GDS Contract
Purpose of contract	General
Contract start date	01/12/2014
Contract end date	

16/17 Contracted general activity (UDA)	2,777
Carry forward general activity (UDA)	0
16/17 Contracted orthodontic activity (UOA)	0
Carry forward orthodontic activity (UOA)	0
Baseline contract value	£57,231.32

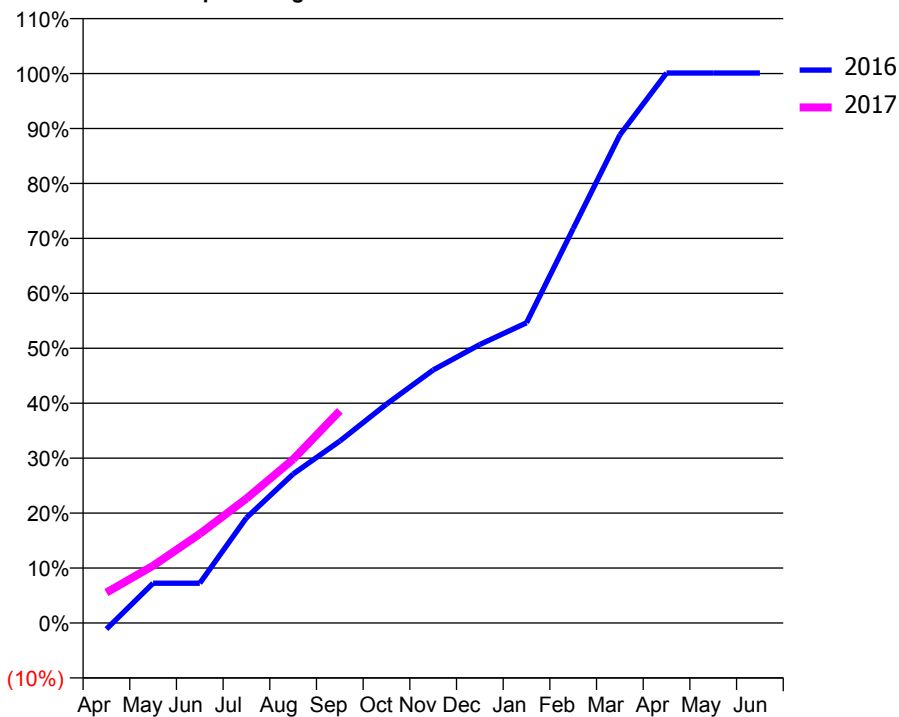
ACCESS*

Patients seen in 24 months	Total	Change since previous quarter
Quarter ending September 2015	785	
Quarter ending December 2015	835	↑
Quarter ending March 2016	985	↑
Quarter ending June 2016	1,008	↑
Quarter ending September 2016	1,017	→
Variance since September 2015	29.6%	↑



ACTIVITY

Cumulative percentage of contracted UDA delivered 2016 & 2017



Adjusted Scheduled Activity (UDA)

Month	2016	2017
April	-31	154
May	201	289
June	201	450
July	532	629
August	753	827
September	919	1,073
October	1,106	
November	1,279	
December	1,407	
January	1,517	
February	1,993	
March	2,467	
April	2,780	
May	2,780	
June	2,780	

QUALITY

	Quantity	Base Number	Contract	AT	Region	England
% of FP17s for the same patient ID Re-attending within 3 months - Children	45	539	8.3%	11.4%	12.0%	12.4%
% of FP17s for the same patient ID Re-attending within 3 months - Adults	42	181	23.2%	14.8%	15.9%	16.7%
% of FP17s for the same patient ID Re-attending between 3 & 9 months - Children	337	539	62.5%	55.6%	58.6%	57.4%
% of FP17s for the same patient ID Re-attending between 3 & 9 months - Adults	82	181	45.3%	48.1%	51.6%	50.5%
% of FP17s for Band 1 Urgent Courses	49	612	8.0%	8.3%	8.0%	9.1%
% of FP17s Relating to Free Repair or Replacements	1	612	0.2%	0.7%	0.8%	0.8%
% of FP17s Relating to Continuations	2	612	0.3%	1.0%	1.3%	1.3%
% of Patients satisfied with the dentistry they have received	0	0	N/A	94.0%	93.1%	93.2%
% of Patients satisfied with the time they had to wait for an appointment	0	0	N/A	87.5%	89.1%	89.0%

* This is based on patients treated on this contract for their most recent course of treatment. Figures in italics indicate the base number of FP17s or Patient Questionnaire responses are less than 100. N/A is shown where the base number of responses is less than 10 during the period. % is calculated as Quantity/Base number*100

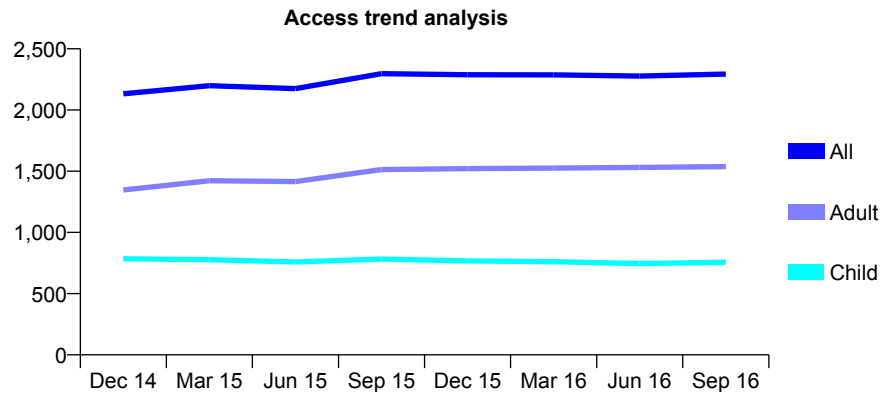
Q58 - Vital Signs At a Glance Contract Report for 105228/0001 - September 2016

Name or company name	Bancroft Dental Limited
Contract type name	GDS Contract
Purpose of contract	General
Contract start date	01/04/2009
Contract end date	

16/17 Contracted general activity (UDA)	6,300
Carry forward general activity (UDA)	0
16/17 Contracted orthodontic activity (UOA)	0
Carry forward orthodontic activity (UOA)	0
Baseline contract value	£175,230.34

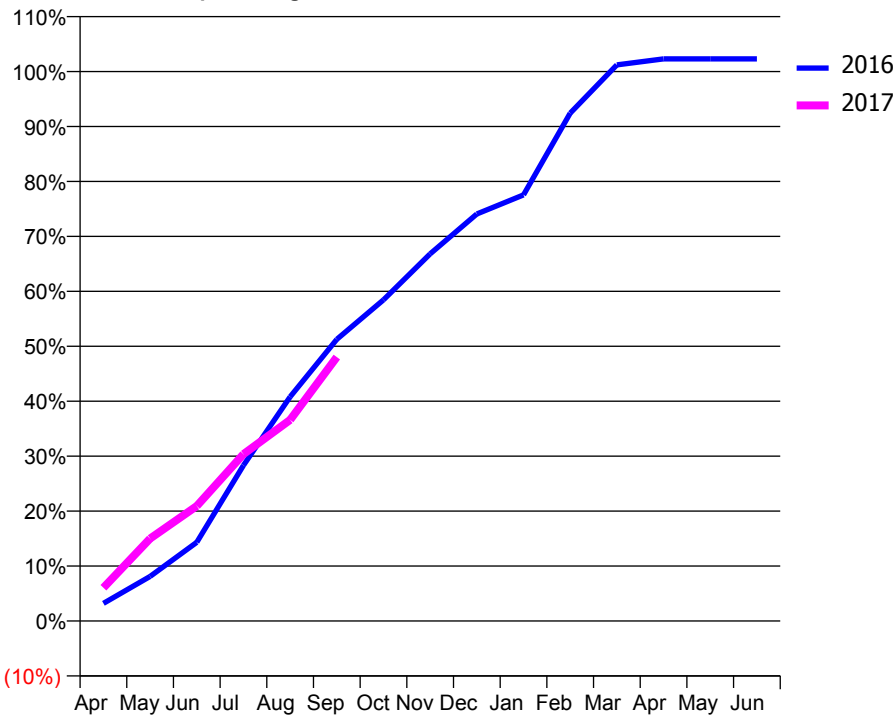
ACCESS*

Patients seen in 24 months	Total	Change since previous quarter
Quarter ending September 2015	2,297	
Quarter ending December 2015	2,288	→
Quarter ending March 2016	2,287	→
Quarter ending June 2016	2,277	→
Quarter ending September 2016	2,294	→
Variance since September 2015	(0.1%)	→



ACTIVITY

Cumulative percentage of contracted UDA delivered 2016 & 2017



Month	Adjusted Scheduled Activity (UDA)	
	2016	2017
April	203	381
May	512	946
June	903	1,319
July	1,784	1,913
August	2,571	2,306
September	3,230	3,026
October	3,683	
November	4,209	
December	4,667	
January	4,885	
February	5,823	
March	6,375	
April	6,445	
May	6,445	
June	6,445	

QUALITY

	Quantity	Base Number	Contract	AT	Region	England
% of FP17s for the same patient ID Re-attending within 3 months - Children	13	472	2.8%	11.4%	12.0%	12.4%
% of FP17s for the same patient ID Re-attending within 3 months - Adults	70	753	9.3%	14.8%	15.9%	16.7%
% of FP17s for the same patient ID Re-attending between 3 & 9 months - Children	214	472	45.3%	55.6%	58.6%	57.4%
% of FP17s for the same patient ID Re-attending between 3 & 9 months - Adults	301	753	40.0%	48.1%	51.6%	50.5%
% of FP17s for Band 1 Urgent Courses	65	1,197	5.4%	8.3%	8.0%	9.1%
% of FP17s Relating to Free Repair or Replacements	12	1,197	1.0%	0.7%	0.8%	0.8%
% of FP17s Relating to Continuations	7	1,197	0.6%	1.0%	1.3%	1.3%
% of Patients satisfied with the dentistry they have received	1	1	N/A	94.0%	93.1%	93.2%
% of Patients satisfied with the time they had to wait for an appointment	1	1	N/A	87.5%	89.1%	89.0%

* This is based on patients treated on this contract for their most recent course of treatment. Figures in italics indicate the base number of FP17s or Patient Questionnaire responses are less than 100. N/A is shown where the base number of responses is less than 10 during the period. % is calculated as Quantity/Base number*100

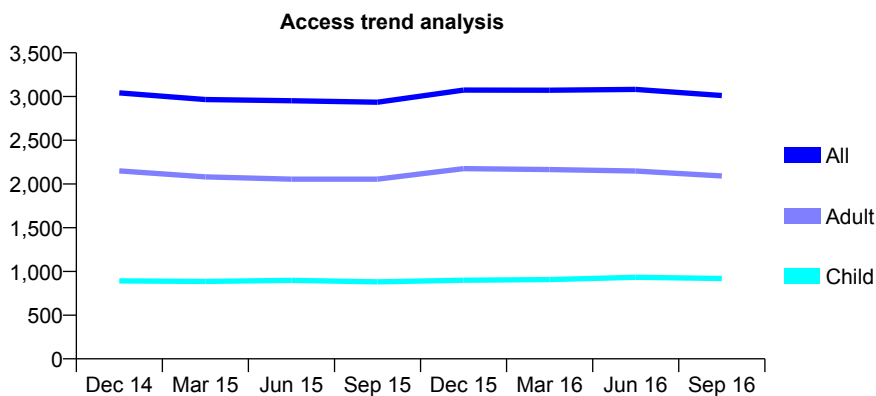
Q58 - Vital Signs At a Glance Contract Report for 105597/0001 - September 2016

Name or company name	Karz Ltd
Contract type name	GDS Contract
Purpose of contract	General
Contract start date	01/04/2007
Contract end date	

16/17 Contracted general activity (UDA)	7,100
Carry forward general activity (UDA)	0
16/17 Contracted orthodontic activity (UOA)	0
Carry forward orthodontic activity (UOA)	0
Baseline contract value	£200,133.33

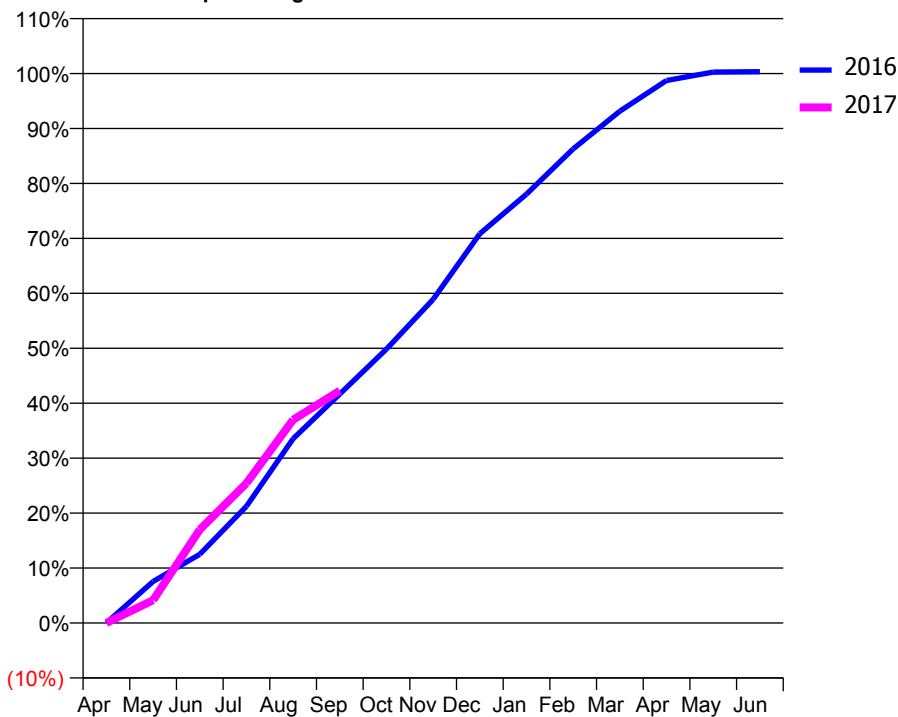
ACCESS*

Patients seen in 24 months	Total	Change since previous quarter
Quarter ending September 2015	2,935	
Quarter ending December 2015	3,074	↑
Quarter ending March 2016	3,072	→
Quarter ending June 2016	3,081	→
Quarter ending September 2016	3,011	↓
Variance since September 2015	2.6%	↑



ACTIVITY

Cumulative percentage of contracted UDA delivered 2016 & 2017



Month	Adjusted Scheduled Activity (UDA)	
	2016	2017
April	3	0
May	537	296
June	889	1,207
July	1,509	1,806
August	2,383	2,627
September	2,959	3,002
October	3,540	
November	4,182	
December	5,030	
January	5,542	
February	6,126	
March	6,613	
April	7,009	
May	7,118	
June	7,124	

QUALITY

	Quantity	Base Number	Contract	AT	Region	England
% of FP17s for the same patient ID Re-attending within 3 months - Children	58	666	8.7%	11.4%	12.0%	12.4%
% of FP17s for the same patient ID Re-attending within 3 months - Adults	321	1,335	24.0%	14.8%	15.9%	16.7%
% of FP17s for the same patient ID Re-attending between 3 & 9 months - Children	380	666	57.1%	55.6%	58.6%	57.4%
% of FP17s for the same patient ID Re-attending between 3 & 9 months - Adults	468	1,335	35.1%	48.1%	51.6%	50.5%
% of FP17s for Band 1 Urgent Courses	197	1,360	14.5%	8.3%	8.0%	9.1%
% of FP17s Relating to Free Repair or Replacements	11	1,360	0.8%	0.7%	0.8%	0.8%
% of FP17s Relating to Continuations	9	1,360	0.7%	1.0%	1.3%	1.3%
% of Patients satisfied with the dentistry they have received	1	1	N/A	94.0%	93.1%	93.2%
% of Patients satisfied with the time they had to wait for an appointment	1	1	N/A	87.5%	89.1%	89.0%

* This is based on patients treated on this contract for their most recent course of treatment. Figures in italics indicate the base number of FP17s or Patient Questionnaire responses are less than 100. N/A is shown where the base number of responses is less than 10 during the period. % is calculated as Quantity/Base number*100

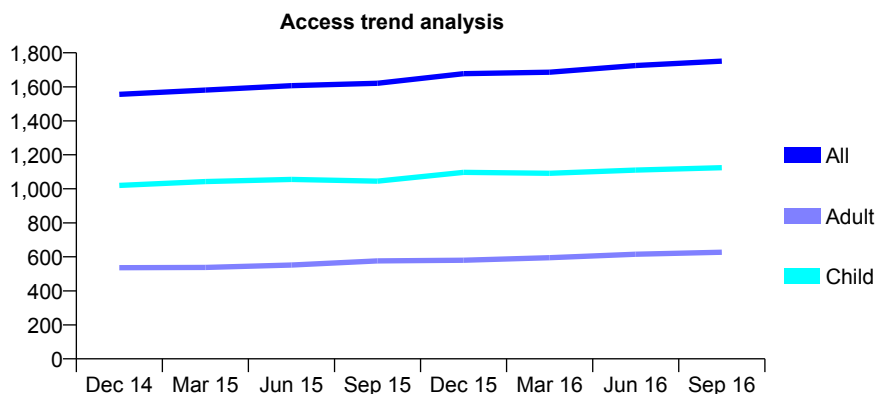
Q58 - Vital Signs At a Glance Contract Report for 105600/0001 - September 2016

Name or company name	The Shefford Dental Practice Ltd
Contract type name	GDS Contract
Purpose of contract	General
Contract start date	01/02/2013
Contract end date	

16/17 Contracted general activity (UDA)	3,592
Carry forward general activity (UDA)	0
16/17 Contracted orthodontic activity (UOA)	0
Carry forward orthodontic activity (UOA)	0
Baseline contract value	£79,525.90

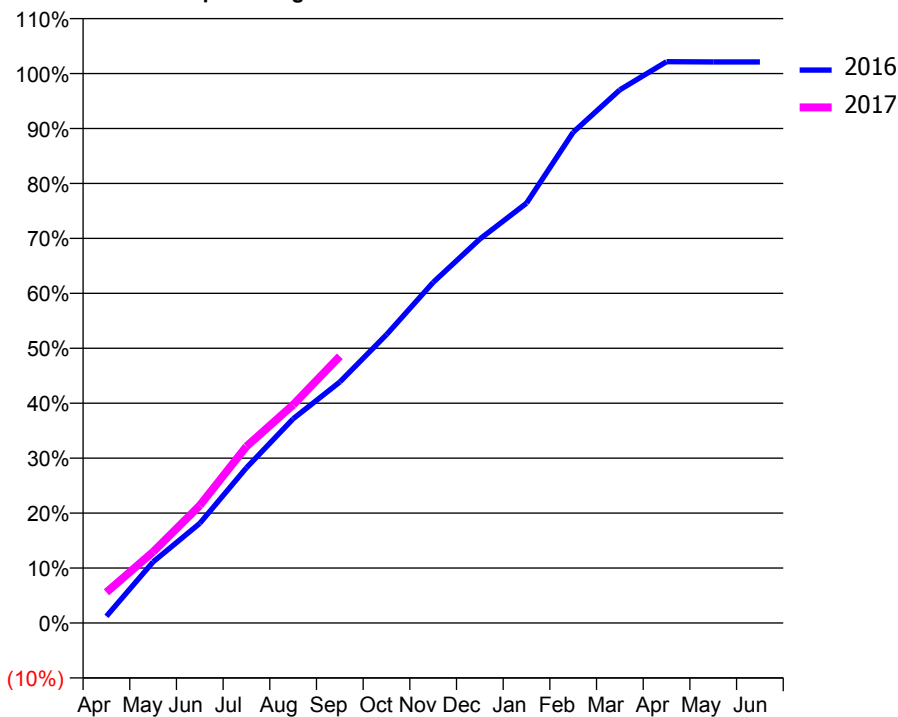
ACCESS*

Patients seen in 24 months	Total	Change since previous quarter
Quarter ending September 2015	1,621	
Quarter ending December 2015	1,677	↑
Quarter ending March 2016	1,686	→
Quarter ending June 2016	1,725	↑
Quarter ending September 2016	1,751	→
Variance since September 2015	8.0%	↑



ACTIVITY

Cumulative percentage of contracted UDA delivered 2016 & 2017



Adjusted Scheduled Activity (UDA)

Month	2016	2017
April	44	201
May	399	465
June	652	769
July	1,015	1,155
August	1,335	1,427
September	1,576	1,743
October	1,885	
November	2,226	
December	2,510	
January	2,745	
February	3,208	
March	3,486	
April	3,669	
May	3,667	
June	3,667	

QUALITY

	Quantity	Base Number	Contract	AT	Region	England
% of FP17s for the same patient ID Re-attending within 3 months - Children	87	1,018	8.5%	11.4%	12.0%	12.4%
% of FP17s for the same patient ID Re-attending within 3 months - Adults	40	394	10.2%	14.8%	15.9%	16.7%
% of FP17s for the same patient ID Re-attending between 3 & 9 months - Children	657	1,018	64.5%	55.6%	58.6%	57.4%
% of FP17s for the same patient ID Re-attending between 3 & 9 months - Adults	227	394	57.6%	48.1%	51.6%	50.5%
% of FP17s for Band 1 Urgent Courses	62	1,299	4.8%	8.3%	8.0%	9.1%
% of FP17s Relating to Free Repair or Replacements	0	1,299	0.0%	0.7%	0.8%	0.8%
% of FP17s Relating to Continuations	0	1,299	0.0%	1.0%	1.3%	1.3%
% of Patients satisfied with the dentistry they have received	0	0	N/A	94.0%	93.1%	93.2%
% of Patients satisfied with the time they had to wait for an appointment	0	0	N/A	87.5%	89.1%	89.0%

* This is based on patients treated on this contract for their most recent course of treatment. Figures in italics indicate the base number of FP17s or Patient Questionnaire responses are less than 100. N/A is shown where the base number of responses is less than 10 during the period. % is calculated as Quantity/Base number*100

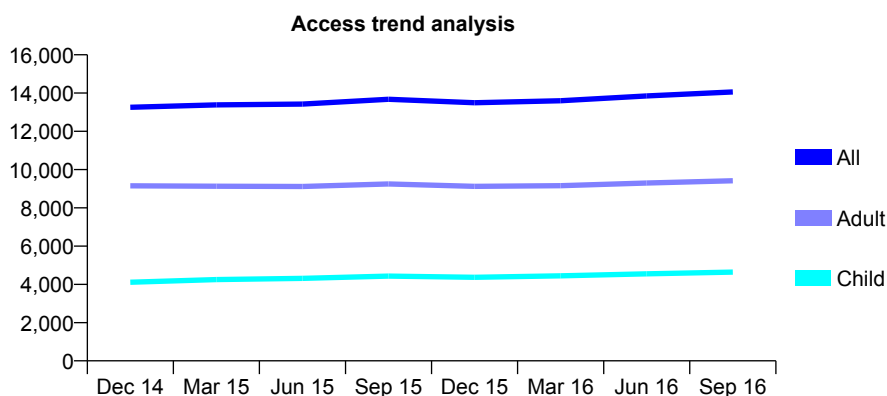
Q58 - Vital Signs At a Glance Contract Report for 106194/0001 - September 2016

Name or company name	Weston Favell Dental Surgery
Contract type name	GDS Contract
Purpose of contract	General
Contract start date	01/04/2006
Contract end date	

16/17 Contracted general activity (UDA)	42,552
Carry forward general activity (UDA)	0
16/17 Contracted orthodontic activity (UOA)	0
Carry forward orthodontic activity (UOA)	0
Baseline contract value	£1,121,956.61

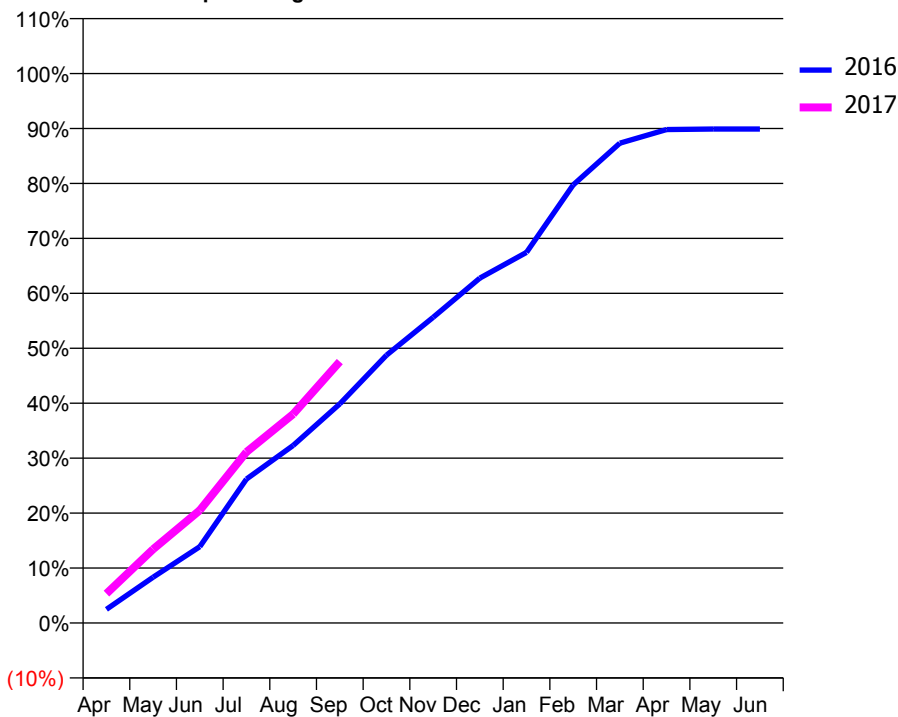
ACCESS*

Patients seen in 24 months	Total	Change since previous quarter
Quarter ending September 2015	13,675	
Quarter ending December 2015	13,493	↓
Quarter ending March 2016	13,601	→
Quarter ending June 2016	13,847	→
Quarter ending September 2016	14,056	→
Variance since September 2015	2.8%	↑



ACTIVITY

Cumulative percentage of contracted UDA delivered 2016 & 2017



Month	Adjusted Scheduled Activity (UDA)	
	2016	2017
April	1,054	2,272
May	3,546	5,711
June	5,913	8,729
July	11,150	13,243
August	13,744	16,174
September	16,975	20,244
October	20,744	
November	23,670	
December	26,710	
January	28,700	
February	33,923	
March	37,154	
April	38,208	
May	38,257	
June	38,255	

QUALITY

	Quantity	Base Number	Contract	AT	Region	England
% of FP17s for the same patient ID Re-attending within 3 months - Children	328	3,537	9.3%	11.4%	12.0%	12.4%
% of FP17s for the same patient ID Re-attending within 3 months - Adults	996	6,372	15.6%	14.8%	15.9%	16.7%
% of FP17s for the same patient ID Re-attending between 3 & 9 months - Children	1,951	3,537	55.2%	55.6%	58.6%	57.4%
% of FP17s for the same patient ID Re-attending between 3 & 9 months - Adults	3,112	6,372	48.8%	48.1%	51.6%	50.5%
% of FP17s for Band 1 Urgent Courses	911	9,325	9.8%	8.3%	8.0%	9.1%
% of FP17s Relating to Free Repair or Replacements	88	9,325	0.9%	0.7%	0.8%	0.8%
% of FP17s Relating to Continuations	49	9,325	0.5%	1.0%	1.3%	1.3%
% of Patients satisfied with the dentistry they have received	2	5	N/A	94.0%	93.1%	93.2%
% of Patients satisfied with the time they had to wait for an appointment	2	5	N/A	87.5%	89.1%	89.0%

* This is based on patients treated on this contract for their most recent course of treatment. Figures in italics indicate the base number of FP17s or Patient Questionnaire responses are less than 100. N/A is shown where the base number of responses is less than 10 during the period. % is calculated as Quantity/Base number*100

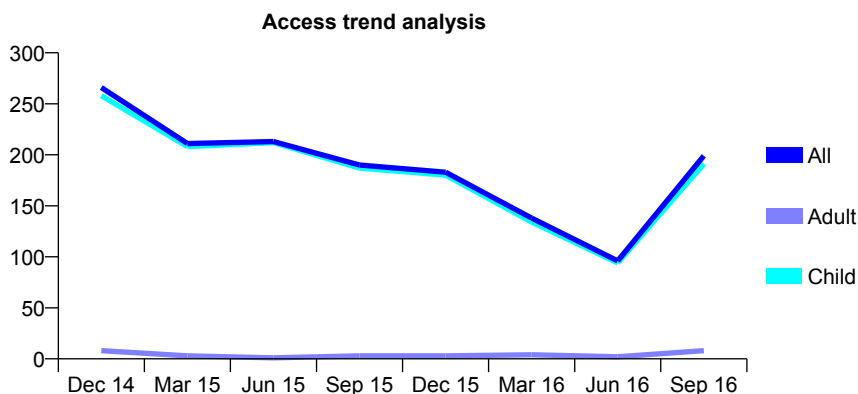
Q58 - Vital Signs At a Glance Contract Report for 106194/0002 - September 2016

Name or company name	Weston Favell Dental Surgery
Contract type name	GDS Contract
Purpose of contract	General
Contract start date	01/04/2006
Contract end date	

16/17 Contracted general activity (UDA)	4,500
Carry forward general activity (UDA)	0
16/17 Contracted orthodontic activity (UOA)	0
Carry forward orthodontic activity (UOA)	0
Baseline contract value	£164,391.16

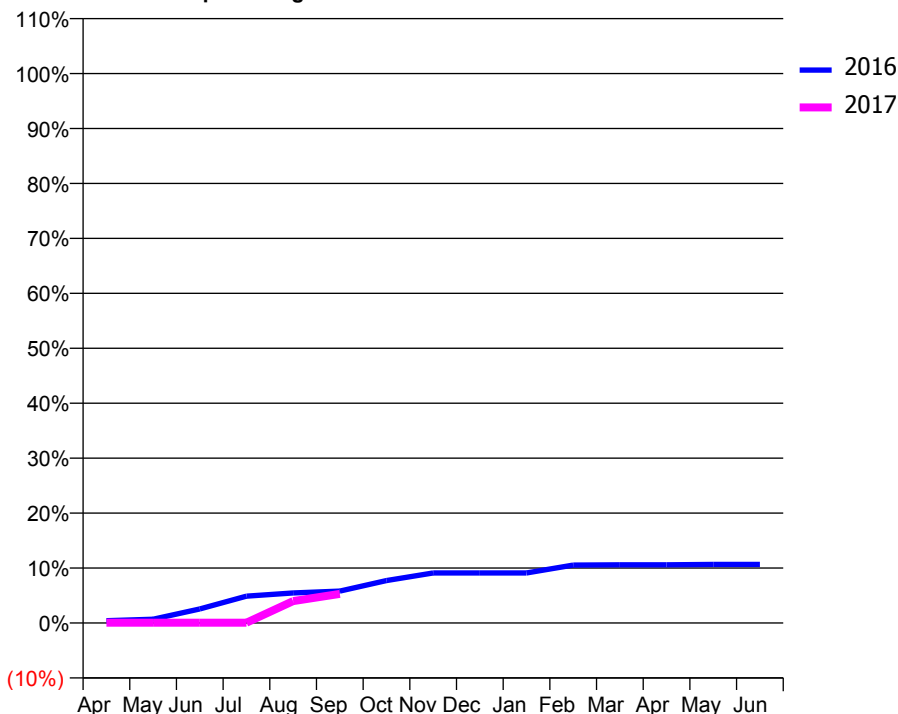
ACCESS*

Patients seen in 24 months	Total	Change since previous quarter
Quarter ending September 2015	190	
Quarter ending December 2015	183	↓
Quarter ending March 2016	138	↓
Quarter ending June 2016	96	↓
Quarter ending September 2016	199	↑
Variance since September 2015	4.7%	↑



ACTIVITY

Cumulative percentage of contracted UDA delivered 2016 & 2017



Month	Adjusted Scheduled Activity (UDA)	
	2016	2017
April	19	3
May	31	3
June	115	3
July	220	3
August	246	180
September	262	239
October	348	
November	410	
December	410	
January	410	
February	474	
March	477	
April	477	
May	480	
June	480	

QUALITY

	Quantity	Base Number	Contract	AT	Region	England
% of FP17s for the same patient ID Re-attending within 3 months - Children	10	232	4.3%	11.4%	12.0%	12.4%
% of FP17s for the same patient ID Re-attending within 3 months - Adults	0	2	0.0%	14.8%	15.9%	16.7%
% of FP17s for the same patient ID Re-attending between 3 & 9 months - Children	15	232	6.5%	55.6%	58.6%	57.4%
% of FP17s for the same patient ID Re-attending between 3 & 9 months - Adults	0	2	0.0%	48.1%	51.6%	50.5%
% of FP17s for Band 1 Urgent Courses	0	139	0.0%	8.3%	8.0%	9.1%
% of FP17s Relating to Free Repair or Replacements	0	139	0.0%	0.7%	0.8%	0.8%
% of FP17s Relating to Continuations	0	139	0.0%	1.0%	1.3%	1.3%
% of Patients satisfied with the dentistry they have received	0	0	N/A	94.0%	93.1%	93.2%
% of Patients satisfied with the time they had to wait for an appointment	0	0	N/A	87.5%	89.1%	89.0%

* This is based on patients treated on this contract for their most recent course of treatment. Figures in italics indicate the base number of FP17s or Patient Questionnaire responses are less than 100. N/A is shown where the base number of responses is less than 10 during the period. % is calculated as Quantity/Base number*100

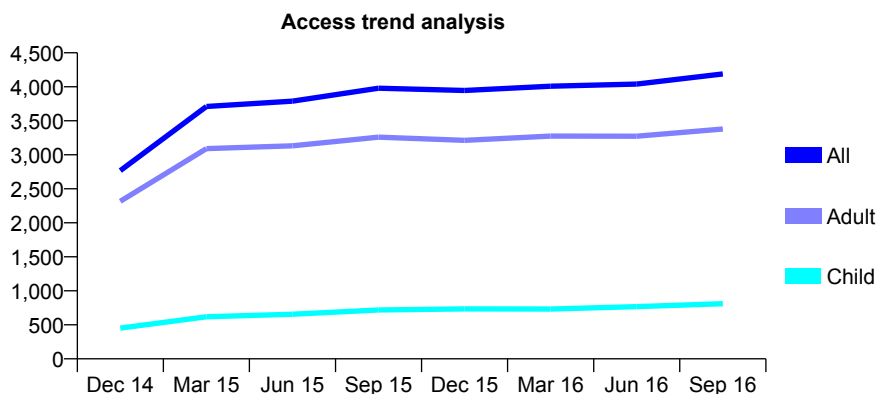
Q58 - Vital Signs At a Glance Contract Report for 106259/0001 - September 2016

Name or company name	Mr S Mehra and Mr A Khetia
Contract type name	GDS Contract
Purpose of contract	General
Contract start date	28/05/2014
Contract end date	

16/17 Contracted general activity (UDA)	11,262
Carry forward general activity (UDA)	0
16/17 Contracted orthodontic activity (UOA)	0
Carry forward orthodontic activity (UOA)	0
Baseline contract value	£210,508.37

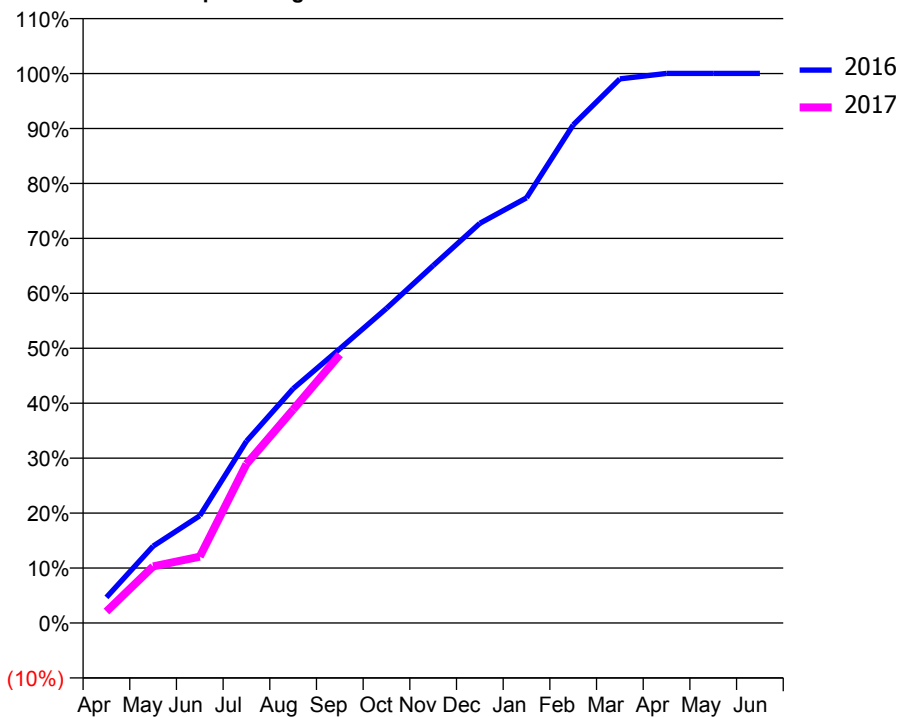
ACCESS*

Patients seen in 24 months	Total	Change since previous quarter
Quarter ending September 2015	3,979	
Quarter ending December 2015	3,947	→
Quarter ending March 2016	4,008	→
Quarter ending June 2016	4,041	→
Quarter ending September 2016	4,190	↑
Variance since September 2015	5.3%	↑



ACTIVITY

Cumulative percentage of contracted UDA delivered 2016 & 2017



Month	Adjusted Scheduled Activity (UDA)	
	2016	2017
April	526	236
May	1,575	1,161
June	2,200	1,359
July	3,726	3,259
August	4,803	4,375
September	5,620	5,500
October	6,449	
November	7,325	
December	8,191	
January	8,715	
February	10,209	
March	11,152	
April	11,264	
May	11,265	
June	11,265	

QUALITY

	Quantity	Base Number	Contract	AT	Region	England
% of FP17s for the same patient ID Re-attending within 3 months - Children	30	563	5.3%	11.4%	12.0%	12.4%
% of FP17s for the same patient ID Re-attending within 3 months - Adults	267	2,265	11.8%	14.8%	15.9%	16.7%
% of FP17s for the same patient ID Re-attending between 3 & 9 months - Children	280	563	49.7%	55.6%	58.6%	57.4%
% of FP17s for the same patient ID Re-attending between 3 & 9 months - Adults	1,104	2,265	48.7%	48.1%	51.6%	50.5%
% of FP17s for Band 1 Urgent Courses	156	2,739	5.7%	8.3%	8.0%	9.1%
% of FP17s Relating to Free Repair or Replacements	40	2,739	1.5%	0.7%	0.8%	0.8%
% of FP17s Relating to Continuations	16	2,739	0.6%	1.0%	1.3%	1.3%
% of Patients satisfied with the dentistry they have received	3	3	N/A	94.0%	93.1%	93.2%
% of Patients satisfied with the time they had to wait for an appointment	3	3	N/A	87.5%	89.1%	89.0%

* This is based on patients treated on this contract for their most recent course of treatment. Figures in italics indicate the base number of FP17s or Patient Questionnaire responses are less than 100. N/A is shown where the base number of responses is less than 10 during the period. % is calculated as Quantity/Base number*100

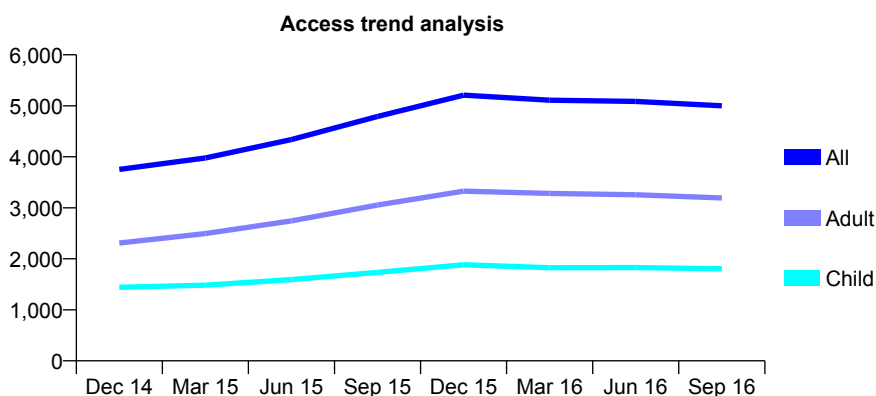
Q58 - Vital Signs At a Glance Contract Report for 107573/0001 - September 2016

Name or company name	Mr J Pandya and Mr KV Chauhan
Contract type name	GDS Contract
Purpose of contract	General
Contract start date	11/02/2014
Contract end date	

16/17 Contracted general activity (UDA)	12,924
Carry forward general activity (UDA)	0
16/17 Contracted orthodontic activity (UOA)	0
Carry forward orthodontic activity (UOA)	0
Baseline contract value	£371,449.19

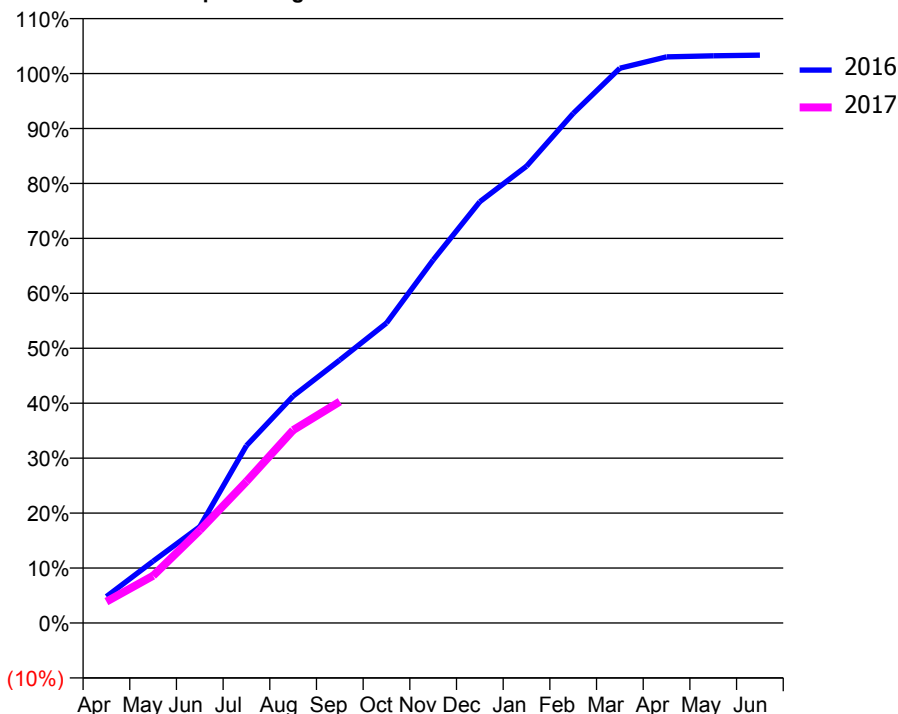
ACCESS*

Patients seen in 24 months	Total	Change since previous quarter
Quarter ending September 2015	4,790	
Quarter ending December 2015	5,210	↑
Quarter ending March 2016	5,109	↓
Quarter ending June 2016	5,085	→
Quarter ending September 2016	4,999	↓
Variance since September 2015	4.4%	↑



ACTIVITY

Cumulative percentage of contracted UDA delivered 2016 & 2017



Month	Adjusted Scheduled Activity (UDA)	
	2016	2017
April	623	505
May	1,455	1,111
June	2,267	2,180
July	4,172	3,330
August	5,337	4,537
September	6,185	5,208
October	7,054	
November	8,539	
December	9,908	
January	10,742	
February	11,984	
March	13,049	
April	13,314	
May	13,339	
June	13,357	

QUALITY

	Quantity	Base Number	Contract	AT	Region	England
% of FP17s for the same patient ID Re-attending within 3 months - Children	77	942	8.2%	11.4%	12.0%	12.4%
% of FP17s for the same patient ID Re-attending within 3 months - Adults	179	1,483	12.1%	14.8%	15.9%	16.7%
% of FP17s for the same patient ID Re-attending between 3 & 9 months - Children	325	942	34.5%	55.6%	58.6%	57.4%
% of FP17s for the same patient ID Re-attending between 3 & 9 months - Adults	474	1,483	32.0%	48.1%	51.6%	50.5%
% of FP17s for Band 1 Urgent Courses	220	2,299	9.6%	8.3%	8.0%	9.1%
% of FP17s Relating to Free Repair or Replacements	6	2,299	0.3%	0.7%	0.8%	0.8%
% of FP17s Relating to Continuations	2	2,299	0.1%	1.0%	1.3%	1.3%
% of Patients satisfied with the dentistry they have received	0	0	N/A	94.0%	93.1%	93.2%
% of Patients satisfied with the time they had to wait for an appointment	0	0	N/A	87.5%	89.1%	89.0%

* This is based on patients treated on this contract for their most recent course of treatment. Figures in italics indicate the base number of FP17s or Patient Questionnaire responses are less than 100. N/A is shown where the base number of responses is less than 10 during the period. % is calculated as Quantity/Base number*100

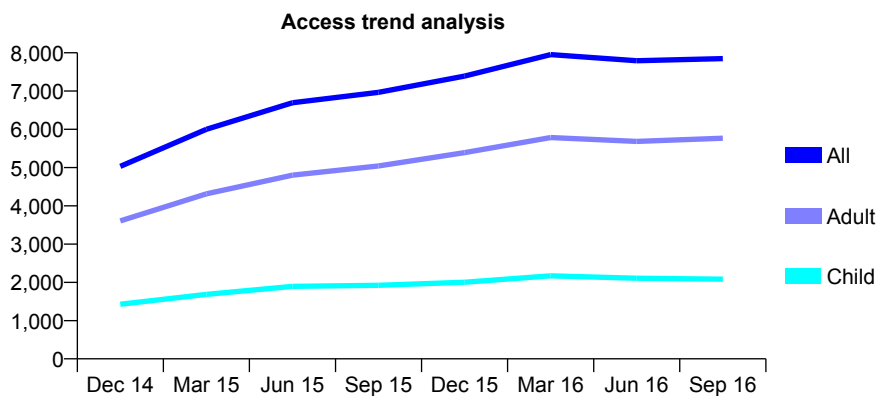
Q58 - Vital Signs At a Glance Contract Report for 107573/0002 - September 2016

Name or company name	Mr J Pandya and Mr KV Chauhan
Contract type name	GDS Contract
Purpose of contract	General
Contract start date	11/02/2014
Contract end date	

16/17 Contracted general activity (UDA)	21,443
Carry forward general activity (UDA)	0
16/17 Contracted orthodontic activity (UOA)	0
Carry forward orthodontic activity (UOA)	0
Baseline contract value	£702,012.10

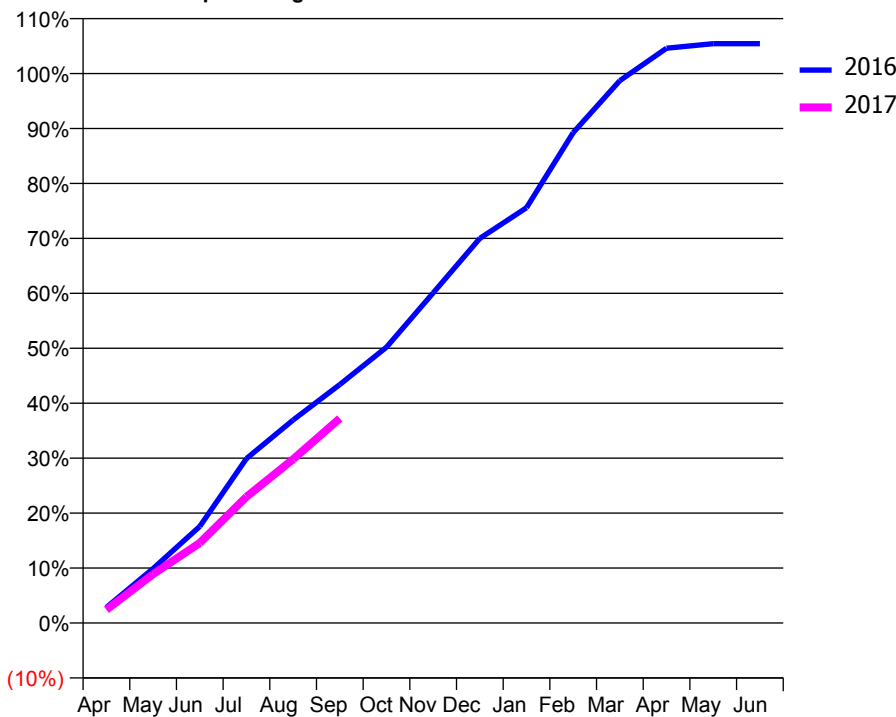
ACCESS*

Patients seen in 24 months	Total	Change since previous quarter
Quarter ending September 2015	6,967	
Quarter ending December 2015	7,393	↑
Quarter ending March 2016	7,954	↑
Quarter ending June 2016	7,793	↓
Quarter ending September 2016	7,849	→
Variance since September 2015	12.7%	↑



ACTIVITY

Cumulative percentage of contracted UDA delivered 2016 & 2017



Adjusted Scheduled Activity (UDA)

Month	2016	2017
April	611	516
May	2,125	1,905
June	3,768	3,126
July	6,419	4,925
August	7,923	6,392
September	9,305	7,984
October	10,764	
November	12,881	
December	15,008	
January	16,206	
February	19,137	
March	21,167	
April	22,430	
May	22,606	
June	22,608	

QUALITY

	Quantity	Base Number	Contract	AT	Region	England
% of FP17s for the same patient ID Re-attending within 3 months - Children	46	990	4.6%	11.4%	12.0%	12.4%
% of FP17s for the same patient ID Re-attending within 3 months - Adults	323	2,868	11.3%	14.8%	15.9%	16.7%
% of FP17s for the same patient ID Re-attending between 3 & 9 months - Children	291	990	29.4%	55.6%	58.6%	57.4%
% of FP17s for the same patient ID Re-attending between 3 & 9 months - Adults	870	2,868	30.3%	48.1%	51.6%	50.5%
% of FP17s for Band 1 Urgent Courses	273	3,302	8.3%	8.3%	8.0%	9.1%
% of FP17s Relating to Free Repair or Replacements	21	3,302	0.6%	0.7%	0.8%	0.8%
% of FP17s Relating to Continuations	13	3,302	0.4%	1.0%	1.3%	1.3%
% of Patients satisfied with the dentistry they have received	8	8	N/A	94.0%	93.1%	93.2%
% of Patients satisfied with the time they had to wait for an appointment	8	8	N/A	87.5%	89.1%	89.0%

* This is based on patients treated on this contract for their most recent course of treatment. Figures in italics indicate the base number of FP17s or Patient Questionnaire responses are less than 100. N/A is shown where the base number of responses is less than 10 during the period. % is calculated as Quantity/Base number*100

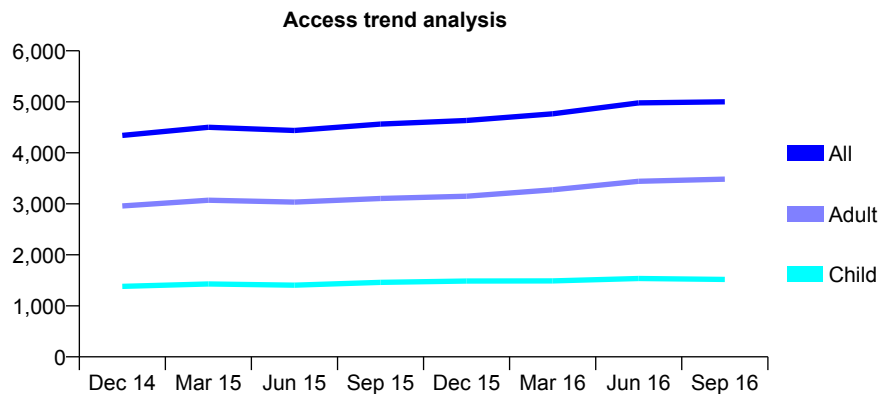
Q58 - Vital Signs At a Glance Contract Report for 107581/0001 - September 2016

Name or company name	Mr R Naidoo and Mrs S Naidoo
Contract type name	GDS Contract
Purpose of contract	General
Contract start date	01/04/2006
Contract end date	

16/17 Contracted general activity (UDA)	7,404
Carry forward general activity (UDA)	0
16/17 Contracted orthodontic activity (UOA)	0
Carry forward orthodontic activity (UOA)	0
Baseline contract value	£192,201.13

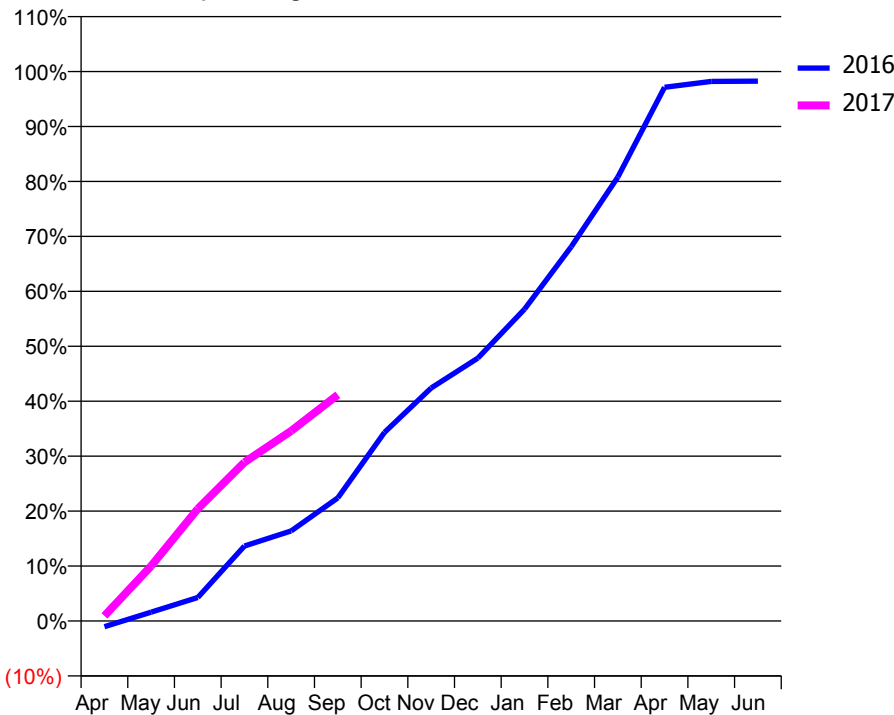
ACCESS*

Patients seen in 24 months	Total	Change since previous quarter
Quarter ending September 2015	4,563	
Quarter ending December 2015	4,634	→
Quarter ending March 2016	4,765	↑
Quarter ending June 2016	4,978	↑
Quarter ending September 2016	5,001	→
Variance since September 2015	9.6%	↑



ACTIVITY

Cumulative percentage of contracted UDA delivered 2016 & 2017



Month	Adjusted Scheduled Activity (UDA)	
	2016	2017
April	-79	69
May	119	741
June	317	1,512
July	1,010	2,139
August	1,214	2,561
September	1,659	3,048
October	2,541	
November	3,140	
December	3,542	
January	4,202	
February	5,043	
March	5,983	
April	7,192	
May	7,271	
June	7,275	

QUALITY

	Quantity	Base Number	Contract	AT	Region	England
% of FP17s for the same patient ID Re-attending within 3 months - Children	88	1,051	8.4%	11.4%	12.0%	12.4%
% of FP17s for the same patient ID Re-attending within 3 months - Adults	207	2,195	9.4%	14.8%	15.9%	16.7%
% of FP17s for the same patient ID Re-attending between 3 & 9 months - Children	434	1,051	41.3%	55.6%	58.6%	57.4%
% of FP17s for the same patient ID Re-attending between 3 & 9 months - Adults	754	2,195	34.4%	48.1%	51.6%	50.5%
% of FP17s for Band 1 Urgent Courses	103	1,567	6.6%	8.3%	8.0%	9.1%
% of FP17s Relating to Free Repair or Replacements	14	1,567	0.9%	0.7%	0.8%	0.8%
% of FP17s Relating to Continuations	2	1,567	0.1%	1.0%	1.3%	1.3%
% of Patients satisfied with the dentistry they have received	5	5	N/A	94.0%	93.1%	93.2%
% of Patients satisfied with the time they had to wait for an appointment	4	5	N/A	87.5%	89.1%	89.0%

* This is based on patients treated on this contract for their most recent course of treatment. Figures in italics indicate the base number of FP17s or Patient Questionnaire responses are less than 100. N/A is shown where the base number of responses is less than 10 during the period. % is calculated as Quantity/Base number*100

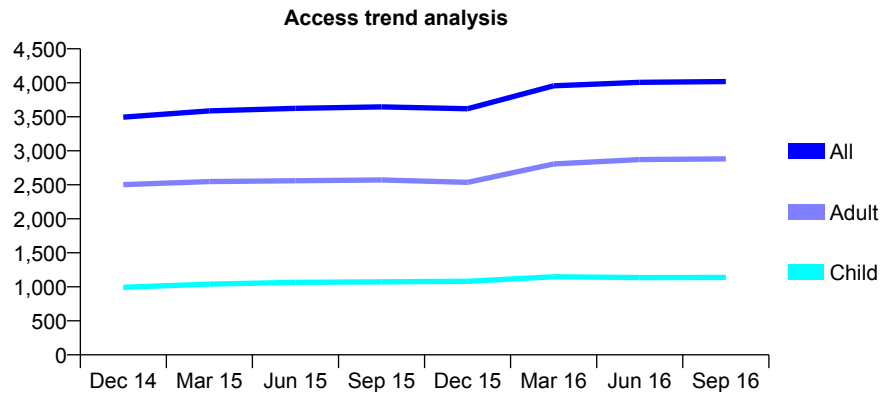
Q58 - Vital Signs At a Glance Contract Report for 107581/0002 - September 2016

Name or company name	Mr R Naidoo and Mrs S Naidoo
Contract type name	GDS Contract
Purpose of contract	General
Contract start date	01/04/2006
Contract end date	

16/17 Contracted general activity (UDA)	7,404
Carry forward general activity (UDA)	0
16/17 Contracted orthodontic activity (UOA)	0
Carry forward orthodontic activity (UOA)	0
Baseline contract value	£188,741.13

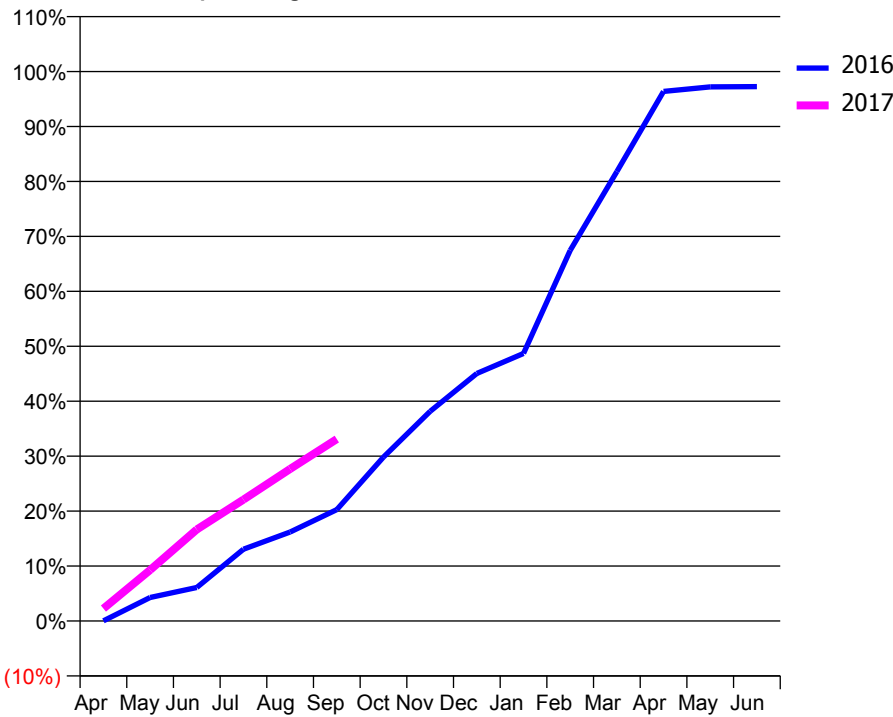
ACCESS*

Patients seen in 24 months	Total	Change since previous quarter
Quarter ending September 2015	3,646	
Quarter ending December 2015	3,618	→
Quarter ending March 2016	3,956	↑
Quarter ending June 2016	4,007	→
Quarter ending September 2016	4,019	→
Variance since September 2015	10.2%	↑



ACTIVITY

Cumulative percentage of contracted UDA delivered 2016 & 2017



Month	Adjusted Scheduled Activity (UDA)	
	2016	2017
April	3	169
May	317	688
June	452	1,234
July	967	1,635
August	1,199	2,049
September	1,502	2,451
October	2,210	
November	2,826	
December	3,336	
January	3,605	
February	4,995	
March	6,056	
April	7,136	
May	7,197	
June	7,201	

QUALITY

	Quantity	Base Number	Contract	AT	Region	England
% of FP17s for the same patient ID Re-attending within 3 months - Children	70	606	11.6%	11.4%	12.0%	12.4%
% of FP17s for the same patient ID Re-attending within 3 months - Adults	255	1,556	16.4%	14.8%	15.9%	16.7%
% of FP17s for the same patient ID Re-attending between 3 & 9 months - Children	206	606	34.0%	55.6%	58.6%	57.4%
% of FP17s for the same patient ID Re-attending between 3 & 9 months - Adults	512	1,556	32.9%	48.1%	51.6%	50.5%
% of FP17s for Band 1 Urgent Courses	107	1,097	9.8%	8.3%	8.0%	9.1%
% of FP17s Relating to Free Repair or Replacements	12	1,097	1.1%	0.7%	0.8%	0.8%
% of FP17s Relating to Continuations	1	1,097	0.1%	1.0%	1.3%	1.3%
% of Patients satisfied with the dentistry they have received	3	3	N/A	94.0%	93.1%	93.2%
% of Patients satisfied with the time they had to wait for an appointment	3	3	N/A	87.5%	89.1%	89.0%

* This is based on patients treated on this contract for their most recent course of treatment. Figures in italics indicate the base number of FP17s or Patient Questionnaire responses are less than 100. N/A is shown where the base number of responses is less than 10 during the period. % is calculated as Quantity/Base number*100

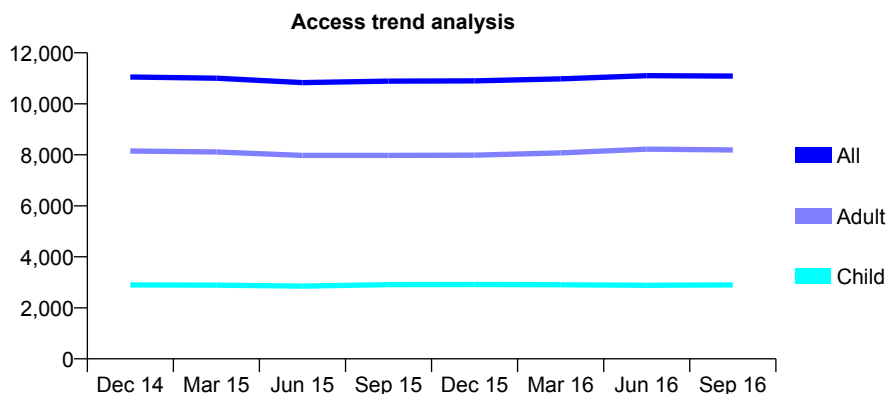
Q58 - Vital Signs At a Glance Contract Report for 108561/0001 - September 2016

Name or company name	Stevenage Dental Practice
Contract type name	GDS Contract
Purpose of contract	General
Contract start date	01/04/2006
Contract end date	

16/17 Contracted general activity (UDA)	28,940
Carry forward general activity (UDA)	0
16/17 Contracted orthodontic activity (UOA)	0
Carry forward orthodontic activity (UOA)	0
Baseline contract value	£784,571.57

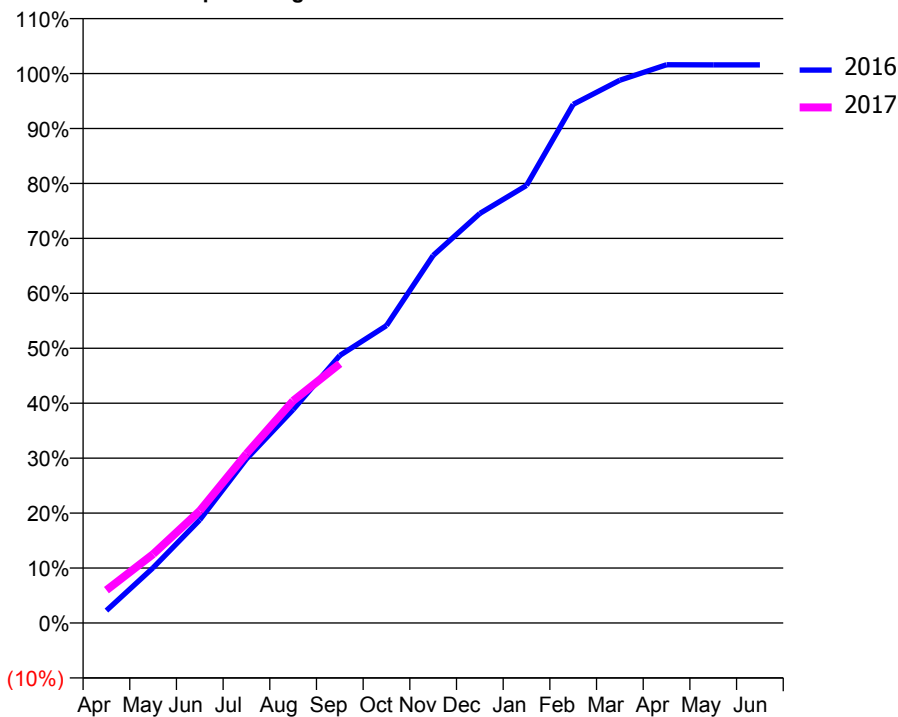
ACCESS*

Patients seen in 24 months	Total	Change since previous quarter
Quarter ending September 2015	10,888	
Quarter ending December 2015	10,901	→
Quarter ending March 2016	10,979	→
Quarter ending June 2016	11,105	→
Quarter ending September 2016	11,089	→
Variance since September 2015	1.8%	→



ACTIVITY

Cumulative percentage of contracted UDA delivered 2016 & 2017



Month	Adjusted Scheduled Activity (UDA)	
	2016	2017
April	655	1,728
May	2,909	3,627
June	5,433	5,908
July	8,645	8,917
August	11,242	11,703
September	14,091	13,655
October	15,663	
November	19,361	
December	21,568	
January	23,043	
February	27,317	
March	28,588	
April	29,398	
May	29,395	
June	29,392	

QUALITY

	Quantity	Base Number	Contract	AT	Region	England
% of FP17s for the same patient ID Re-attending within 3 months - Children	96	1,790	5.4%	11.4%	12.0%	12.4%
% of FP17s for the same patient ID Re-attending within 3 months - Adults	631	4,499	14.0%	14.8%	15.9%	16.7%
% of FP17s for the same patient ID Re-attending between 3 & 9 months - Children	891	1,790	49.8%	55.6%	58.6%	57.4%
% of FP17s for the same patient ID Re-attending between 3 & 9 months - Adults	1,694	4,499	37.7%	48.1%	51.6%	50.5%
% of FP17s for Band 1 Urgent Courses	690	5,833	11.8%	8.3%	8.0%	9.1%
% of FP17s Relating to Free Repair or Replacements	27	5,833	0.5%	0.7%	0.8%	0.8%
% of FP17s Relating to Continuations	66	5,833	1.1%	1.0%	1.3%	1.3%
% of Patients satisfied with the dentistry they have received	4	5	N/A	94.0%	93.1%	93.2%
% of Patients satisfied with the time they had to wait for an appointment	4	5	N/A	87.5%	89.1%	89.0%

* This is based on patients treated on this contract for their most recent course of treatment. Figures in italics indicate the base number of FP17s or Patient Questionnaire responses are less than 100. N/A is shown where the base number of responses is less than 10 during the period. % is calculated as Quantity/Base number*100

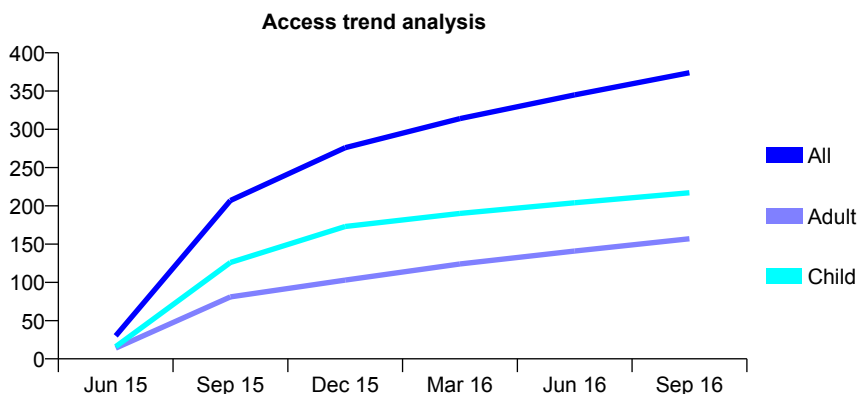
Q58 - Vital Signs At a Glance Contract Report for 109908/0001 - September 2016

Name or company name	Tailored Dental Care
Contract type name	GDS Contract
Purpose of contract	General
Contract start date	01/05/2015
Contract end date	

16/17 Contracted general activity (UDA)	1,524
Carry forward general activity (UDA)	0
16/17 Contracted orthodontic activity (UOA)	0
Carry forward orthodontic activity (UOA)	0
Baseline contract value	£36,022.22

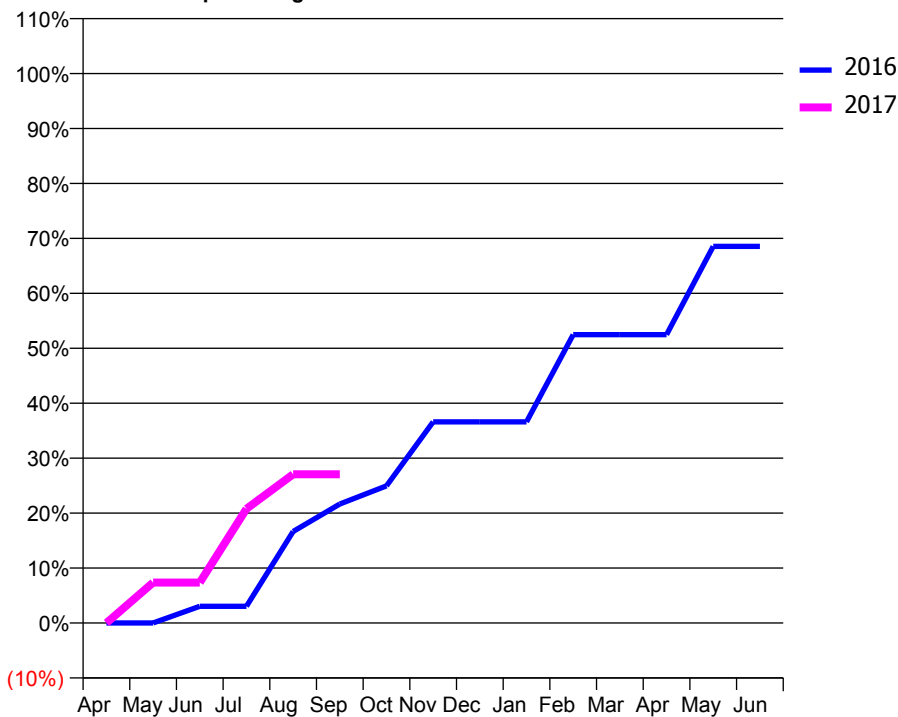
ACCESS*

Patients seen in 24 months	Total	Change since previous quarter
Quarter ending September 2015	207	
Quarter ending December 2015	276	↑
Quarter ending March 2016	314	↑
Quarter ending June 2016	345	↑
Quarter ending September 2016	374	↑
Variance since September 2015	80.7%	↑



ACTIVITY

Cumulative percentage of contracted UDA delivered 2016 & 2017



Adjusted Scheduled Activity (UDA)

Month	2016	2017
April	0	0
May	0	112
June	43	112
July	43	317
August	233	413
September	304	413
October	350	
November	513	
December	513	
January	513	
February	736	
March	736	
April	736	
May	961	
June	961	

QUALITY

	Quantity	Base Number	Contract	AT	Region	England
% of FP17s for the same patient ID Re-attending within 3 months - Children	20	207	9.7%	11.4%	12.0%	12.4%
% of FP17s for the same patient ID Re-attending within 3 months - Adults	28	139	20.1%	14.8%	15.9%	16.7%
% of FP17s for the same patient ID Re-attending between 3 & 9 months - Children	131	207	63.3%	55.6%	58.6%	57.4%
% of FP17s for the same patient ID Re-attending between 3 & 9 months - Adults	77	139	55.4%	48.1%	51.6%	50.5%
% of FP17s for Band 1 Urgent Courses	8	223	3.6%	8.3%	8.0%	9.1%
% of FP17s Relating to Free Repair or Replacements	0	223	0.0%	0.7%	0.8%	0.8%
% of FP17s Relating to Continuations	0	223	0.0%	1.0%	1.3%	1.3%
% of Patients satisfied with the dentistry they have received	0	0	N/A	94.0%	93.1%	93.2%
% of Patients satisfied with the time they had to wait for an appointment	0	0	N/A	87.5%	89.1%	89.0%

* This is based on patients treated on this contract for their most recent course of treatment. Figures in italics indicate the base number of FP17s or Patient Questionnaire responses are less than 100. N/A is shown where the base number of responses is less than 10 during the period. % is calculated as Quantity/Base number*100

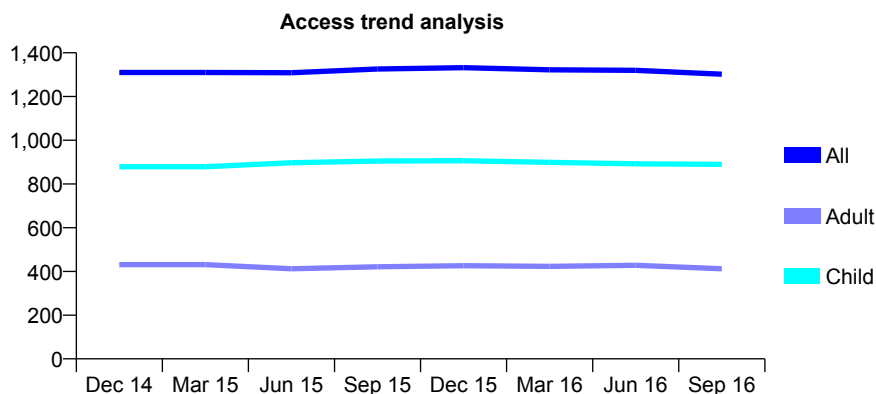
Q58 - Vital Signs At a Glance Contract Report for 110280/0001 - September 2016

Name or company name	Purleys Dental Care
Contract type name	GDS Contract
Purpose of contract	General
Contract start date	01/04/2006
Contract end date	

16/17 Contracted general activity (UDA)	5,890
Carry forward general activity (UDA)	0
16/17 Contracted orthodontic activity (UOA)	0
Carry forward orthodontic activity (UOA)	0
Baseline contract value	£168,042.56

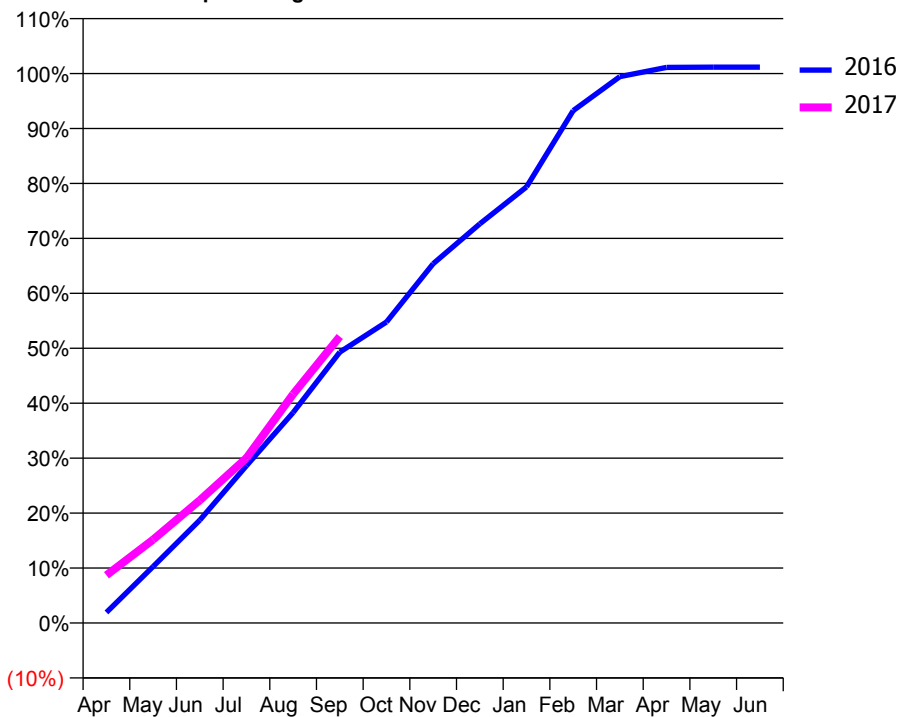
ACCESS*

Patients seen in 24 months	Total	Change since previous quarter
Quarter ending September 2015	1,326	
Quarter ending December 2015	1,332	→
Quarter ending March 2016	1,322	→
Quarter ending June 2016	1,320	→
Quarter ending September 2016	1,302	↓
Variance since September 2015	(1.8%)	↓



ACTIVITY

Cumulative percentage of contracted UDA delivered 2016 & 2017



Month	Adjusted Scheduled Activity (UDA)	
	2016	2017
April	113	513
May	605	894
June	1,103	1,316
July	1,686	1,769
August	2,256	2,454
September	2,903	3,072
October	3,226	
November	3,851	
December	4,279	
January	4,675	
February	5,492	
March	5,857	
April	5,955	
May	5,958	
June	5,958	

QUALITY

	Quantity	Base Number	Contract	AT	Region	England
% of FP17s for the same patient ID Re-attending within 3 months - Children	128	1,042	12.3%	11.4%	12.0%	12.4%
% of FP17s for the same patient ID Re-attending within 3 months - Adults	71	279	25.4%	14.8%	15.9%	16.7%
% of FP17s for the same patient ID Re-attending between 3 & 9 months - Children	730	1,042	70.1%	55.6%	58.6%	57.4%
% of FP17s for the same patient ID Re-attending between 3 & 9 months - Adults	140	279	50.2%	48.1%	51.6%	50.5%
% of FP17s for Band 1 Urgent Courses	43	1,290	3.3%	8.3%	8.0%	9.1%
% of FP17s Relating to Free Repair or Replacements	0	1,290	0.0%	0.7%	0.8%	0.8%
% of FP17s Relating to Continuations	6	1,290	0.5%	1.0%	1.3%	1.3%
% of Patients satisfied with the dentistry they have received	1	1	N/A	94.0%	93.1%	93.2%
% of Patients satisfied with the time they had to wait for an appointment	1	1	N/A	87.5%	89.1%	89.0%

* This is based on patients treated on this contract for their most recent course of treatment. Figures in italics indicate the base number of FP17s or Patient Questionnaire responses are less than 100. N/A is shown where the base number of responses is less than 10 during the period. % is calculated as Quantity/Base number*100

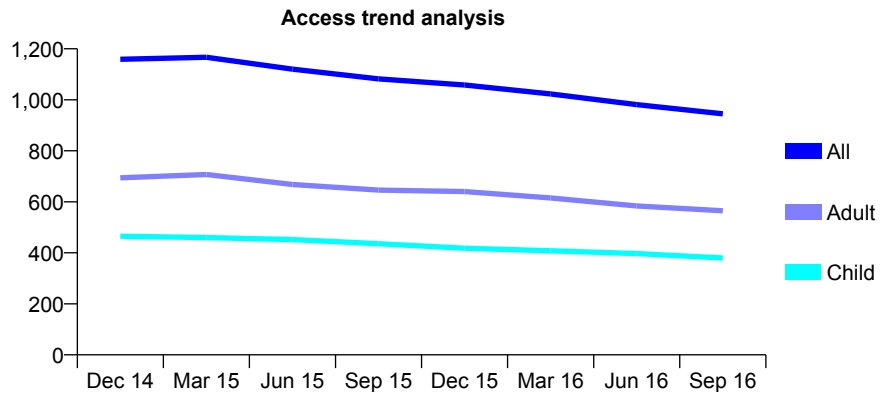
Q58 - Vital Signs At a Glance Contract Report for 113492/0001 - September 2016

Name or company name	Bucklersbury Dental Surgery
Contract type name	GDS Contract
Purpose of contract	General
Contract start date	01/08/2011
Contract end date	

16/17 Contracted general activity (UDA)	3,832
Carry forward general activity (UDA)	0
16/17 Contracted orthodontic activity (UOA)	0
Carry forward orthodontic activity (UOA)	0
Baseline contract value	£94,901.97

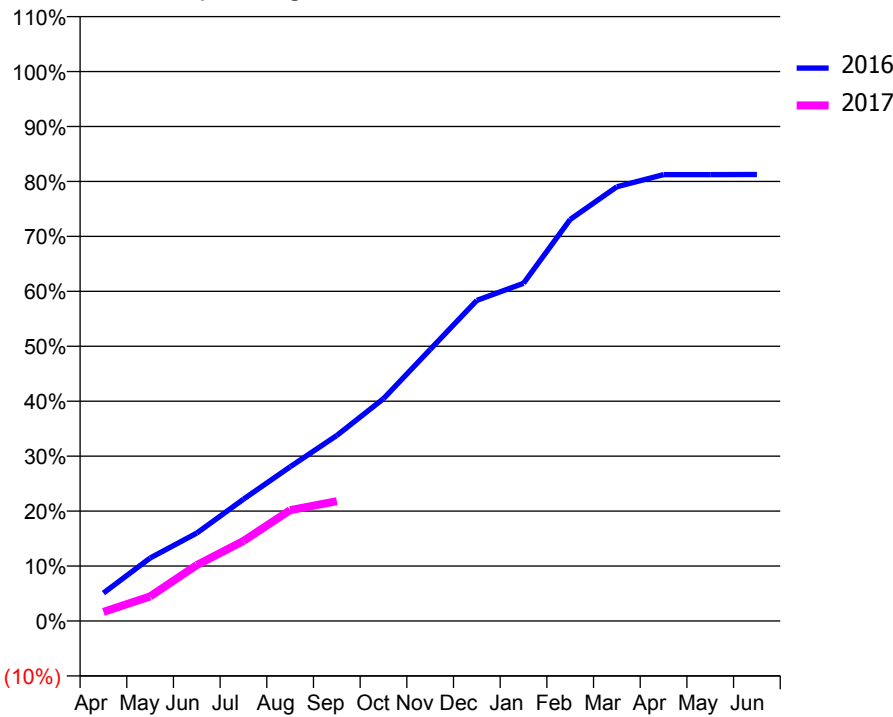
ACCESS*

Patients seen in 24 months	Total	Change since previous quarter
Quarter ending September 2015	1,082	
Quarter ending December 2015	1,058	↓
Quarter ending March 2016	1,023	↓
Quarter ending June 2016	981	↓
Quarter ending September 2016	945	↓
Variance since September 2015	(12.7%)	↓



ACTIVITY

Cumulative percentage of contracted UDA delivered 2016 & 2017



Month	Adjusted Scheduled Activity (UDA)	
	2016	2017
April	195	64
May	440	171
June	613	390
July	850	559
August	1,076	773
September	1,294	835
October	1,551	
November	1,893	
December	2,236	
January	2,355	
February	2,800	
March	3,028	
April	3,113	
May	3,113	
June	3,114	

QUALITY

	Quantity	Base Number	Contract	AT	Region	England
% of FP17s for the same patient ID Re-attending within 3 months - Children	20	260	7.7%	11.4%	12.0%	12.4%
% of FP17s for the same patient ID Re-attending within 3 months - Adults	44	203	21.7%	14.8%	15.9%	16.7%
% of FP17s for the same patient ID Re-attending between 3 & 9 months - Children	153	260	58.8%	55.6%	58.6%	57.4%
% of FP17s for the same patient ID Re-attending between 3 & 9 months - Adults	77	203	37.9%	48.1%	51.6%	50.5%
% of FP17s for Band 1 Urgent Courses	36	426	8.5%	8.3%	8.0%	9.1%
% of FP17s Relating to Free Repair or Replacements	5	426	1.2%	0.7%	0.8%	0.8%
% of FP17s Relating to Continuations	3	426	0.7%	1.0%	1.3%	1.3%
% of Patients satisfied with the dentistry they have received	0	0	N/A	94.0%	93.1%	93.2%
% of Patients satisfied with the time they had to wait for an appointment	0	0	N/A	87.5%	89.1%	89.0%

* This is based on patients treated on this contract for their most recent course of treatment. Figures in italics indicate the base number of FP17s or Patient Questionnaire responses are less than 100. N/A is shown where the base number of responses is less than 10 during the period. % is calculated as Quantity/Base number*100

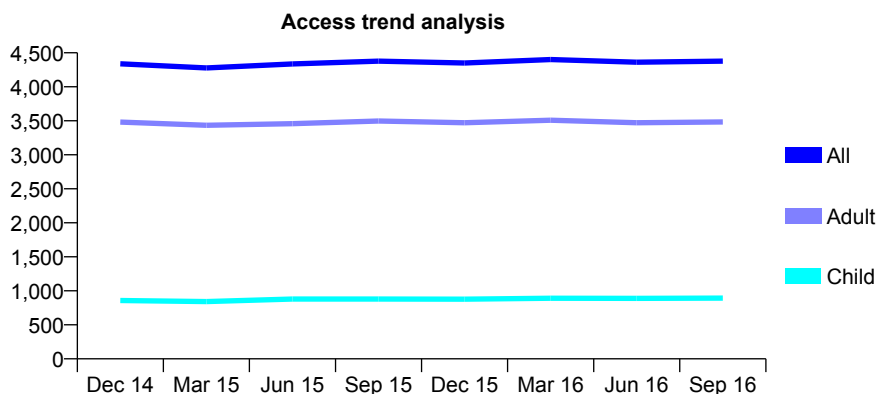
Q58 - Vital Signs At a Glance Contract Report for 113506/0001 - September 2016

Name or company name	Leighton House Practice Limited
Contract type name	GDS Contract
Purpose of contract	General
Contract start date	01/04/2009
Contract end date	

16/17 Contracted general activity (UDA)	14,865
Carry forward general activity (UDA)	0
16/17 Contracted orthodontic activity (UOA)	0
Carry forward orthodontic activity (UOA)	0
Baseline contract value	£409,006.85

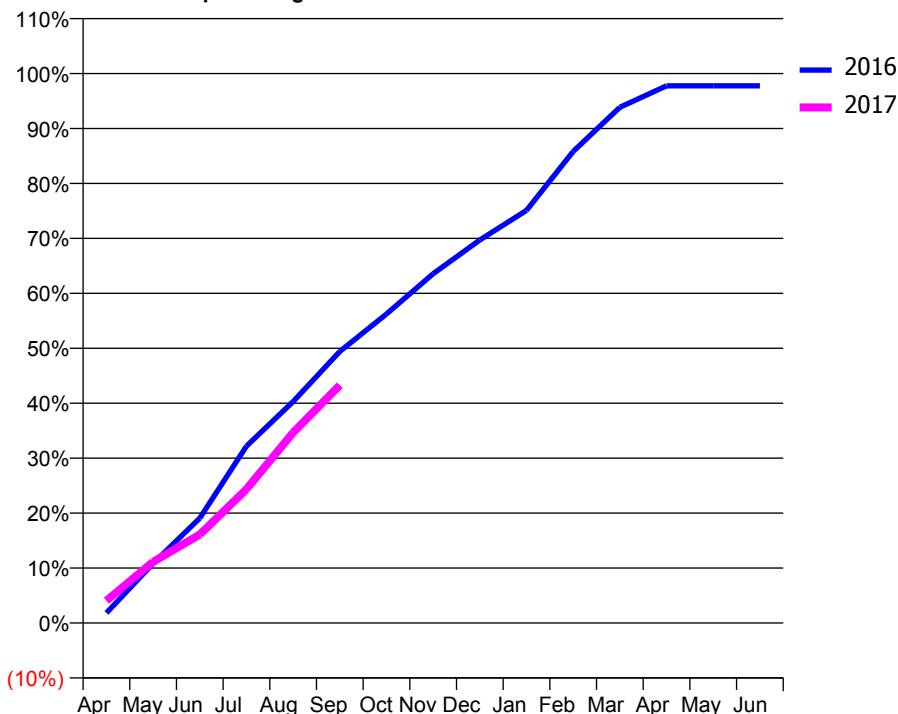
ACCESS*

Patients seen in 24 months	Total	Change since previous quarter
Quarter ending September 2015	4,378	
Quarter ending December 2015	4,350	→
Quarter ending March 2016	4,400	→
Quarter ending June 2016	4,362	→
Quarter ending September 2016	4,377	→
Variance since September 2015	(0.0%)	→



ACTIVITY

Cumulative percentage of contracted UDA delivered 2016 & 2017



Month	Adjusted Scheduled Activity (UDA)	
	2016	2017
April	274	606
May	1,609	1,653
June	2,836	2,395
July	4,786	3,618
August	5,989	5,151
September	7,348	6,433
October	8,359	
November	9,450	
December	10,361	
January	11,164	
February	12,758	
March	13,950	
April	14,532	
May	14,532	
June	14,532	

QUALITY

	Quantity	Base Number	Contract	AT	Region	England
% of FP17s for the same patient ID Re-attending within 3 months - Children	32	567	5.6%	11.4%	12.0%	12.4%
% of FP17s for the same patient ID Re-attending within 3 months - Adults	272	2,027	13.4%	14.8%	15.9%	16.7%
% of FP17s for the same patient ID Re-attending between 3 & 9 months - Children	279	567	49.2%	55.6%	58.6%	57.4%
% of FP17s for the same patient ID Re-attending between 3 & 9 months - Adults	975	2,027	48.1%	48.1%	51.6%	50.5%
% of FP17s for Band 1 Urgent Courses	169	2,402	7.0%	8.3%	8.0%	9.1%
% of FP17s Relating to Free Repair or Replacements	14	2,402	0.6%	0.7%	0.8%	0.8%
% of FP17s Relating to Continuations	45	2,402	1.9%	1.0%	1.3%	1.3%
% of Patients satisfied with the dentistry they have received	7	7	N/A	94.0%	93.1%	93.2%
% of Patients satisfied with the time they had to wait for an appointment	5	7	N/A	87.5%	89.1%	89.0%

* This is based on patients treated on this contract for their most recent course of treatment. Figures in italics indicate the base number of FP17s or Patient Questionnaire responses are less than 100. N/A is shown where the base number of responses is less than 10 during the period. % is calculated as Quantity/Base number*100

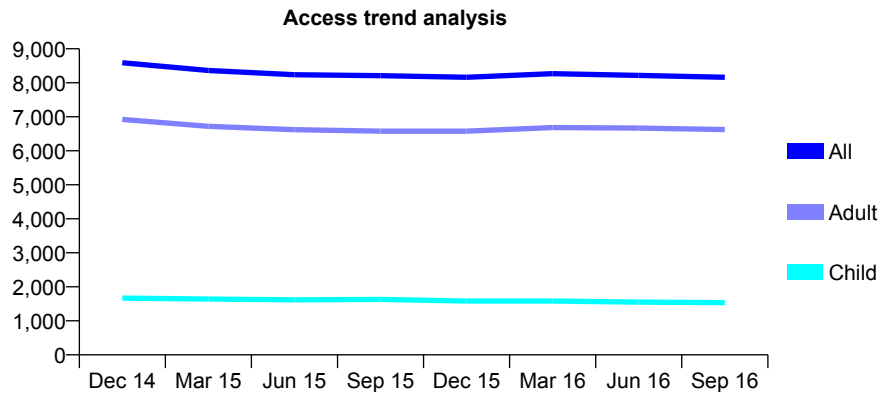
Q58 - Vital Signs At a Glance Contract Report for 114170/0001 - September 2016

Name or company name	King Gaigher & Chastell
Contract type name	GDS Contract
Purpose of contract	General
Contract start date	01/04/2008
Contract end date	

16/17 Contracted general activity (UDA)	20,194
Carry forward general activity (UDA)	0
16/17 Contracted orthodontic activity (UOA)	0
Carry forward orthodontic activity (UOA)	0
Baseline contract value	£485,933.29

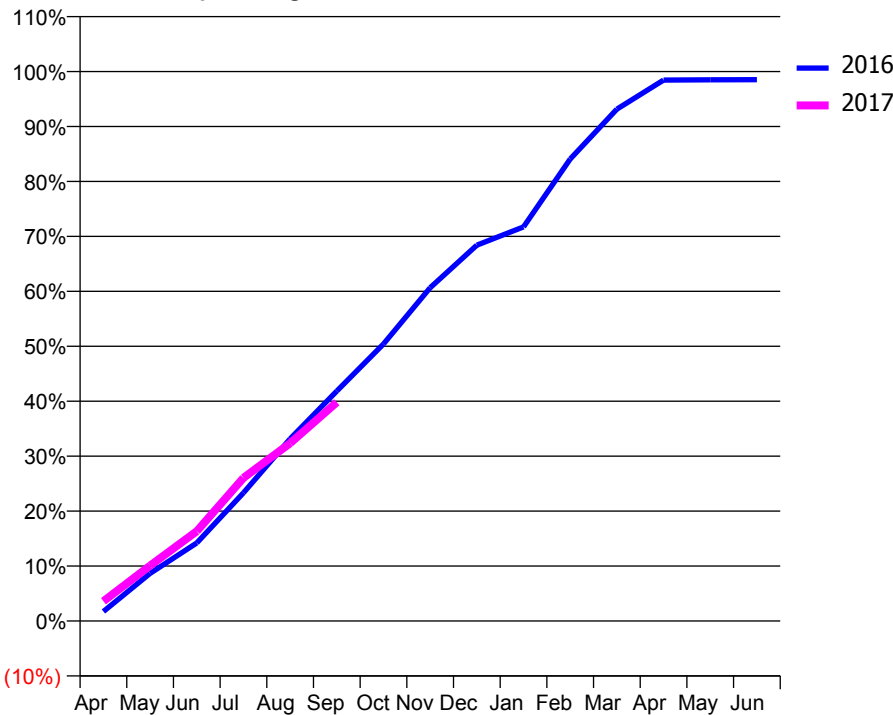
ACCESS*

Patients seen in 24 months	Total	Change since previous quarter
Quarter ending September 2015	8,209	
Quarter ending December 2015	8,162	→
Quarter ending March 2016	8,268	→
Quarter ending June 2016	8,219	→
Quarter ending September 2016	8,162	→
Variance since September 2015	(0.6%)	→



ACTIVITY

Cumulative percentage of contracted UDA delivered 2016 & 2017



Month	Adjusted Scheduled Activity (UDA)	
	2016	2017
April	348	727
May	1,750	2,036
June	2,871	3,303
July	4,710	5,258
August	6,696	6,537
September	8,450	8,038
October	10,183	
November	12,249	
December	13,810	
January	14,482	
February	16,978	
March	18,809	
April	19,877	
May	19,891	
June	19,892	

QUALITY

	Quantity	Base Number	Contract	AT	Region	England
% of FP17s for the same patient ID Re-attending within 3 months - Children	40	834	4.8%	11.4%	12.0%	12.4%
% of FP17s for the same patient ID Re-attending within 3 months - Adults	454	3,305	13.7%	14.8%	15.9%	16.7%
% of FP17s for the same patient ID Re-attending between 3 & 9 months - Children	291	834	34.9%	55.6%	58.6%	57.4%
% of FP17s for the same patient ID Re-attending between 3 & 9 months - Adults	914	3,305	27.7%	48.1%	51.6%	50.5%
% of FP17s for Band 1 Urgent Courses	320	3,680	8.7%	8.3%	8.0%	9.1%
% of FP17s Relating to Free Repair or Replacements	15	3,680	0.4%	0.7%	0.8%	0.8%
% of FP17s Relating to Continuations	78	3,680	2.1%	1.0%	1.3%	1.3%
% of Patients satisfied with the dentistry they have received	9	9	N/A	94.0%	93.1%	93.2%
% of Patients satisfied with the time they had to wait for an appointment	8	9	N/A	87.5%	89.1%	89.0%

* This is based on patients treated on this contract for their most recent course of treatment. Figures in italics indicate the base number of FP17s or Patient Questionnaire responses are less than 100. N/A is shown where the base number of responses is less than 10 during the period. % is calculated as Quantity/Base number*100

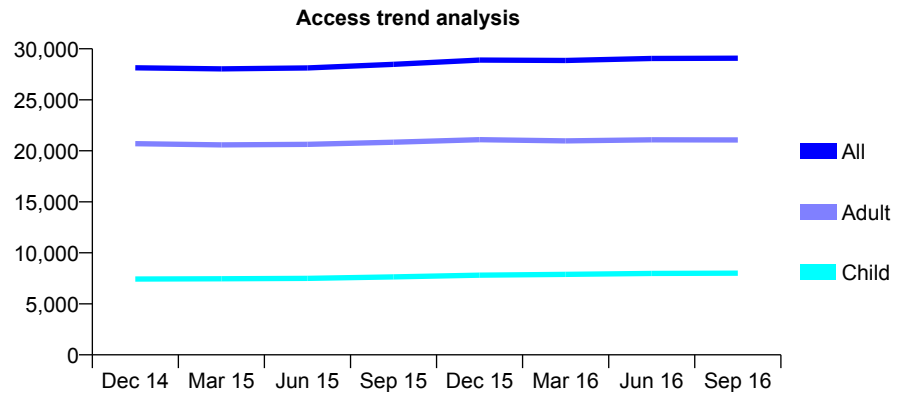
Q58 - Vital Signs At a Glance Contract Report for 114189/0001 - September 2016

Name or company name	Distal Point Limited
Contract type name	GDS Contract
Purpose of contract	General
Contract start date	01/11/2007
Contract end date	

16/17 Contracted general activity (UDA)	73,034
Carry forward general activity (UDA)	0
16/17 Contracted orthodontic activity (UOA)	0
Carry forward orthodontic activity (UOA)	0
Baseline contract value	£1,885,422.80

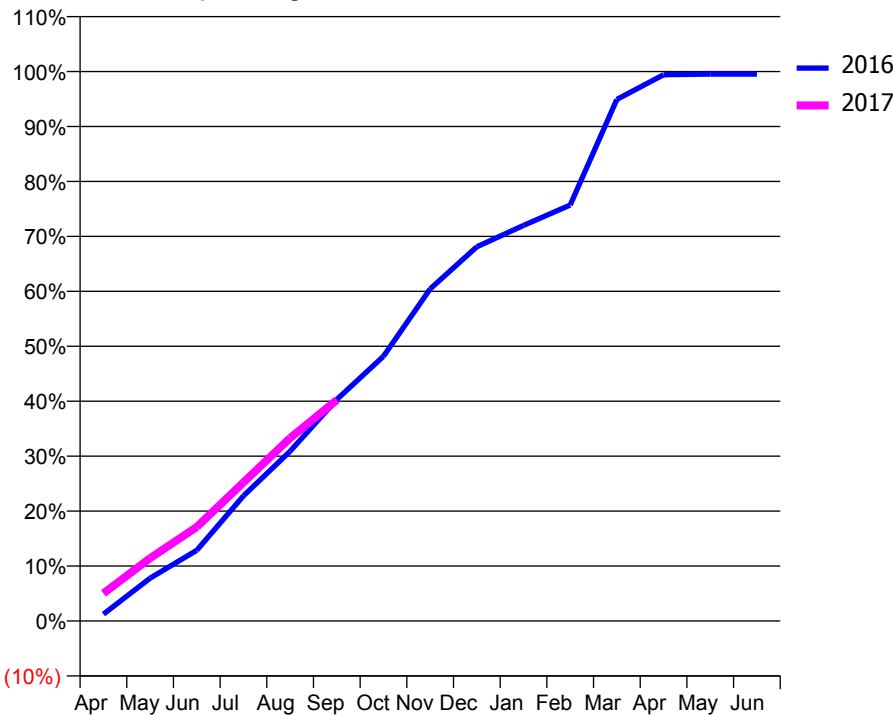
ACCESS*

Patients seen in 24 months	Total	Change since previous quarter
Quarter ending September 2015	28,482	
Quarter ending December 2015	28,900	→
Quarter ending March 2016	28,862	→
Quarter ending June 2016	29,055	→
Quarter ending September 2016	29,080	→
Variance since September 2015	2.1%	↑



ACTIVITY

Cumulative percentage of contracted UDA delivered 2016 & 2017



QUALITY

	Quantity	Base Number	Contract	AT	Region	England
% of FP17s for the same patient ID Re-attending within 3 months - Children	228	5,563	4.1%	11.4%	12.0%	12.4%
% of FP17s for the same patient ID Re-attending within 3 months - Adults	1,000	12,030	8.3%	14.8%	15.9%	16.7%
% of FP17s for the same patient ID Re-attending between 3 & 9 months - Children	3,982	5,563	71.6%	55.6%	58.6%	57.4%
% of FP17s for the same patient ID Re-attending between 3 & 9 months - Adults	6,511	12,030	54.1%	48.1%	51.6%	50.5%
% of FP17s for Band 1 Urgent Courses	905	16,006	5.7%	8.3%	8.0%	9.1%
% of FP17s Relating to Free Repair or Replacements	57	16,006	0.4%	0.7%	0.8%	0.8%
% of FP17s Relating to Continuations	47	16,006	0.3%	1.0%	1.3%	1.3%
% of Patients satisfied with the dentistry they have received	10	10	100.0%	94.0%	93.1%	93.2%
% of Patients satisfied with the time they had to wait for an appointment	8	10	80.0%	87.5%	89.1%	89.0%

* This is based on patients treated on this contract for their most recent course of treatment. Figures in italics indicate the base number of FP17s or Patient Questionnaire responses are less than 100. N/A is shown where the base number of responses is less than 10 during the period. % is calculated as Quantity/Base number*100

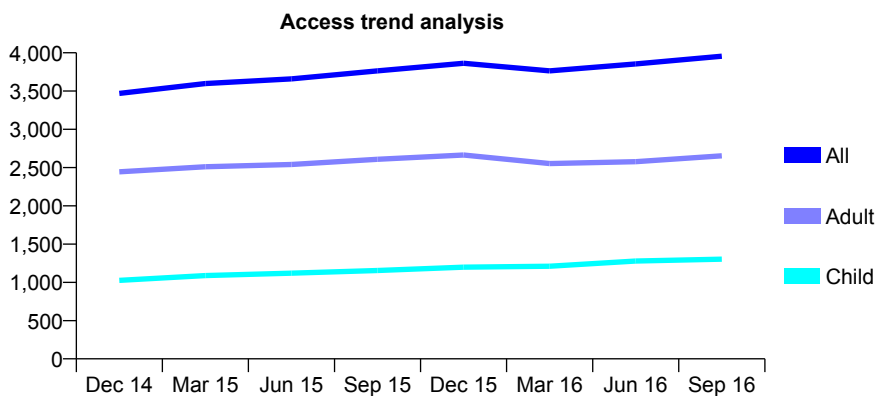
Q58 - Vital Signs At a Glance Contract Report for 116076/0001 - September 2016

Name or company name	Ace Dental Care Limited
Contract type name	GDS Contract
Purpose of contract	General
Contract start date	01/04/2010
Contract end date	

16/17 Contracted general activity (UDA)	9,163
Carry forward general activity (UDA)	0
16/17 Contracted orthodontic activity (UOA)	0
Carry forward orthodontic activity (UOA)	0
Baseline contract value	£224,584.72

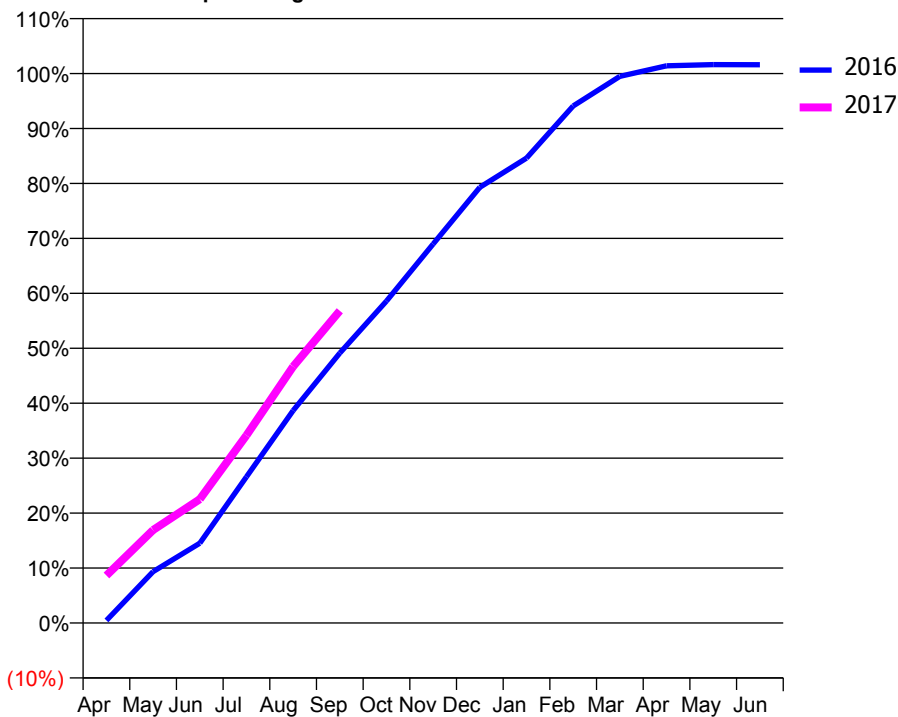
ACCESS*

Patients seen in 24 months	Total	Change since previous quarter
Quarter ending September 2015	3,763	
Quarter ending December 2015	3,863	↑
Quarter ending March 2016	3,763	↓
Quarter ending June 2016	3,855	↑
Quarter ending September 2016	3,956	↑
Variance since September 2015	5.1%	↑



ACTIVITY

Cumulative percentage of contracted UDA delivered 2016 & 2017



Adjusted Scheduled Activity (UDA)

Month	2016	2017
April	44	793
May	858	1,551
June	1,331	2,065
July	2,438	3,129
August	3,542	4,277
September	4,503	5,206
October	5,369	
November	6,321	
December	7,265	
January	7,754	
February	8,622	
March	9,115	
April	9,292	
May	9,311	
June	9,308	

QUALITY

	Quantity	Base Number	Contract	AT	Region	England
% of FP17s for the same patient ID Re-attending within 3 months - Children	61	999	6.1%	11.4%	12.0%	12.4%
% of FP17s for the same patient ID Re-attending within 3 months - Adults	178	1,520	11.7%	14.8%	15.9%	16.7%
% of FP17s for the same patient ID Re-attending between 3 & 9 months - Children	488	999	48.8%	55.6%	58.6%	57.4%
% of FP17s for the same patient ID Re-attending between 3 & 9 months - Adults	599	1,520	39.4%	48.1%	51.6%	50.5%
% of FP17s for Band 1 Urgent Courses	167	2,390	7.0%	8.3%	8.0%	9.1%
% of FP17s Relating to Free Repair or Replacements	16	2,390	0.7%	0.7%	0.8%	0.8%
% of FP17s Relating to Continuations	12	2,390	0.5%	1.0%	1.3%	1.3%
% of Patients satisfied with the dentistry they have received	1	2	N/A	94.0%	93.1%	93.2%
% of Patients satisfied with the time they had to wait for an appointment	2	2	N/A	87.5%	89.1%	89.0%

* This is based on patients treated on this contract for their most recent course of treatment. Figures in italics indicate the base number of FP17s or Patient Questionnaire responses are less than 100. N/A is shown where the base number of responses is less than 10 during the period. % is calculated as Quantity/Base number*100

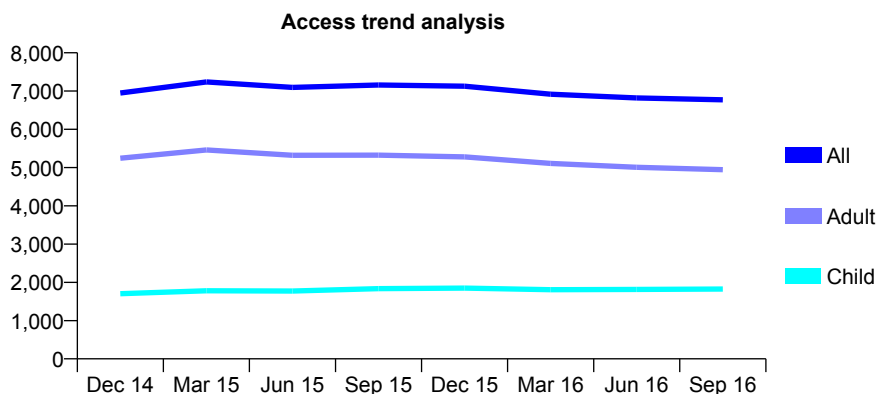
Q58 - Vital Signs At a Glance Contract Report for 117803/0001 - September 2016

Name or company name	St Albans Dental Centre
Contract type name	GDS Contract
Purpose of contract	General
Contract start date	01/03/2013
Contract end date	

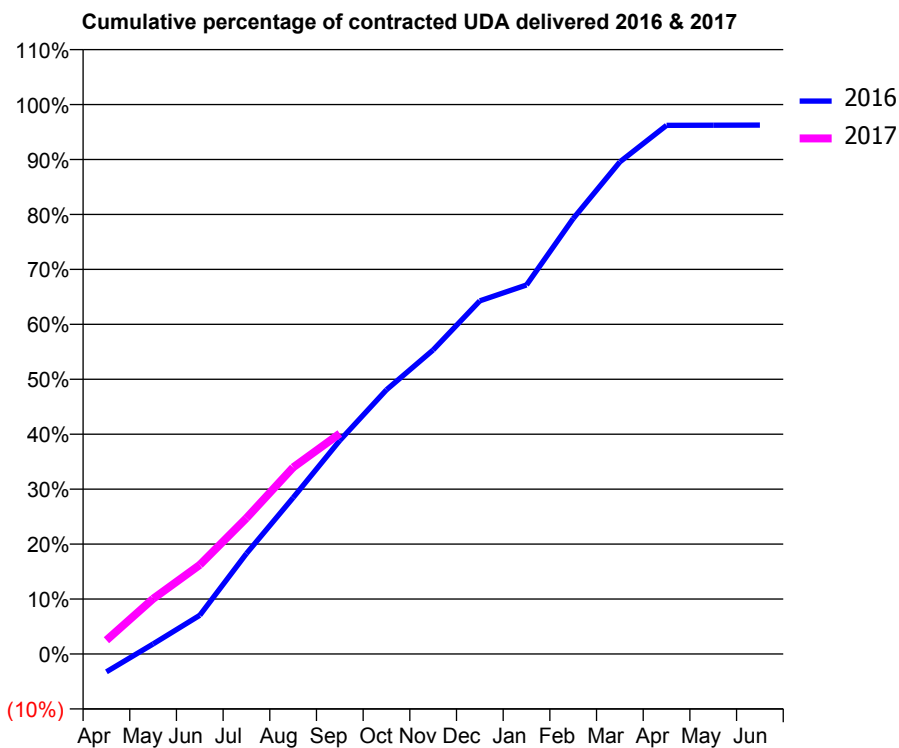
16/17 Contracted general activity (UDA)	22,592
Carry forward general activity (UDA)	0
16/17 Contracted orthodontic activity (UOA)	0
Carry forward orthodontic activity (UOA)	0
Baseline contract value	£599,497.30

ACCESS*

Patients seen in 24 months	Total	Change since previous quarter
Quarter ending September 2015	7,159	
Quarter ending December 2015	7,128	→
Quarter ending March 2016	6,919	↓
Quarter ending June 2016	6,819	↓
Quarter ending September 2016	6,771	→
Variance since September 2015	(5.4%)	↓



ACTIVITY



Month	Adjusted Scheduled Activity (UDA)	
	2016	2017
April	-738	568
May	413	2,275
June	1,591	3,663
July	4,130	5,590
August	6,428	7,671
September	8,781	9,066
October	10,864	
November	12,504	
December	14,521	
January	15,175	
February	17,904	
March	20,230	
April	21,735	
May	21,743	
June	21,748	

QUALITY

	Quantity	Base Number	Contract	AT	Region	England
% of FP17s for the same patient ID Re-attending within 3 months - Children	86	1,156	7.4%	11.4%	12.0%	12.4%
% of FP17s for the same patient ID Re-attending within 3 months - Adults	457	2,721	16.8%	14.8%	15.9%	16.7%
% of FP17s for the same patient ID Re-attending between 3 & 9 months - Children	438	1,156	37.9%	55.6%	58.6%	57.4%
% of FP17s for the same patient ID Re-attending between 3 & 9 months - Adults	987	2,721	36.3%	48.1%	51.6%	50.5%
% of FP17s for Band 1 Urgent Courses	382	3,446	11.1%	8.3%	8.0%	9.1%
% of FP17s Relating to Free Repair or Replacements	49	3,446	1.4%	0.7%	0.8%	0.8%
% of FP17s Relating to Continuations	66	3,446	1.9%	1.0%	1.3%	1.3%
% of Patients satisfied with the dentistry they have received	7	7	N/A	94.0%	93.1%	93.2%
% of Patients satisfied with the time they had to wait for an appointment	7	7	N/A	87.5%	89.1%	89.0%

* This is based on patients treated on this contract for their most recent course of treatment. Figures in italics indicate the base number of FP17s or Patient Questionnaire responses are less than 100. N/A is shown where the base number of responses is less than 10 during the period. % is calculated as Quantity/Base number*100

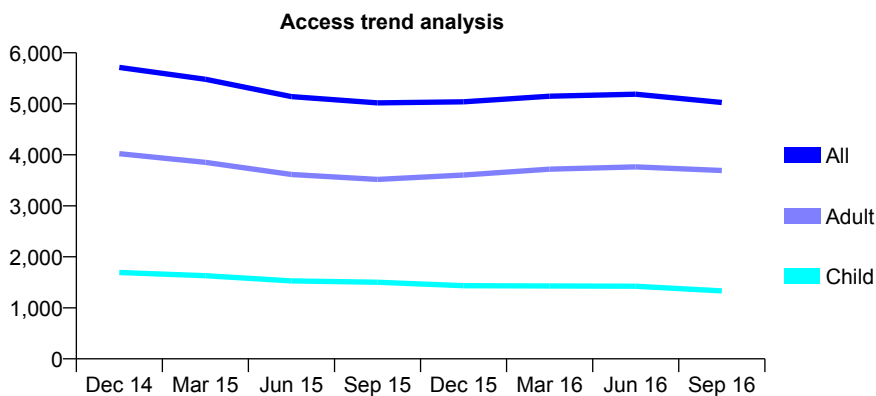
Q58 - Vital Signs At a Glance Contract Report for 117846/0001 - September 2016

Name or company name	Woodview Dental Clinic
Contract type name	GDS Contract
Purpose of contract	General
Contract start date	01/04/2006
Contract end date	

16/17 Contracted general activity (UDA)	9,943
Carry forward general activity (UDA)	0
16/17 Contracted orthodontic activity (UOA)	0
Carry forward orthodontic activity (UOA)	0
Baseline contract value	£262,164.29

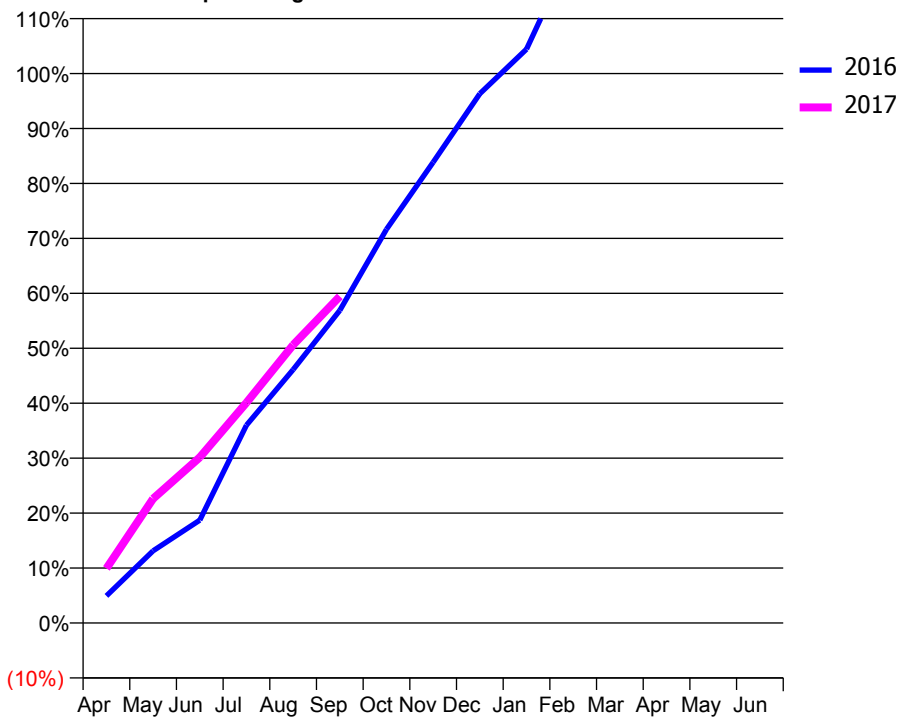
ACCESS*

Patients seen in 24 months	Total	Change since previous quarter
Quarter ending September 2015	5,019	
Quarter ending December 2015	5,038	→
Quarter ending March 2016	5,149	↑
Quarter ending June 2016	5,188	→
Quarter ending September 2016	5,025	↓
Variance since September 2015	0.1%	→



ACTIVITY

Cumulative percentage of contracted UDA delivered 2016 & 2017



Month	Adjusted Scheduled Activity (UDA)	
	2016	2017
April	491	989
May	1,306	2,249
June	1,861	2,997
July	3,580	3,987
August	4,586	5,032
September	5,656	5,909
October	7,124	
November	8,338	
December	9,579	
January	10,383	
February	12,184	
March	13,595	
April	14,178	
May	14,191	
June	14,232	

QUALITY

	Quantity	Base Number	Contract	AT	Region	England
% of FP17s for the same patient ID Re-attending within 3 months - Children	74	830	8.9%	11.4%	12.0%	12.4%
% of FP17s for the same patient ID Re-attending within 3 months - Adults	355	2,273	15.6%	14.8%	15.9%	16.7%
% of FP17s for the same patient ID Re-attending between 3 & 9 months - Children	437	830	52.7%	55.6%	58.6%	57.4%
% of FP17s for the same patient ID Re-attending between 3 & 9 months - Adults	1,104	2,273	48.6%	48.1%	51.6%	50.5%
% of FP17s for Band 1 Urgent Courses	337	2,786	12.1%	8.3%	8.0%	9.1%
% of FP17s Relating to Free Repair or Replacements	51	2,786	1.8%	0.7%	0.8%	0.8%
% of FP17s Relating to Continuations	5	2,786	0.2%	1.0%	1.3%	1.3%
% of Patients satisfied with the dentistry they have received	1	2	N/A	94.0%	93.1%	93.2%
% of Patients satisfied with the time they had to wait for an appointment	2	2	N/A	87.5%	89.1%	89.0%

* This is based on patients treated on this contract for their most recent course of treatment. Figures in italics indicate the base number of FP17s or Patient Questionnaire responses are less than 100. N/A is shown where the base number of responses is less than 10 during the period. % is calculated as Quantity/Base number*100

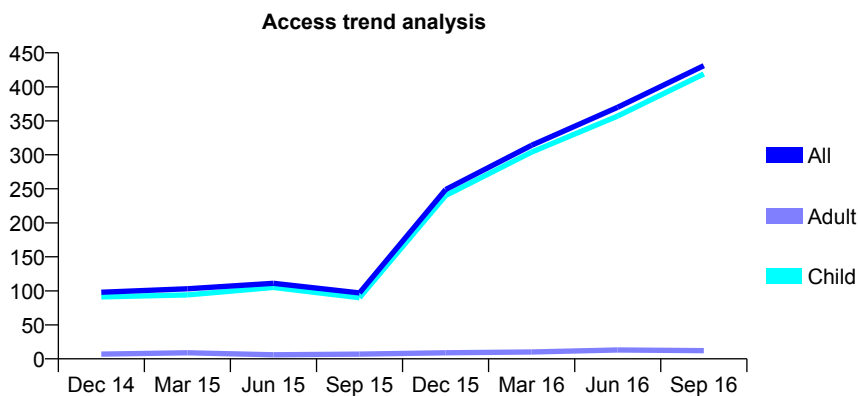
Q58 - Vital Signs At a Glance Contract Report for 117846/0003 - September 2016

Name or company name	Woodview Dental Clinic
Contract type name	GDS Contract
Purpose of contract	General
Contract start date	01/04/2006
Contract end date	

16/17 Contracted general activity (UDA)	750
Carry forward general activity (UDA)	0
16/17 Contracted orthodontic activity (UOA)	0
Carry forward orthodontic activity (UOA)	0
Baseline contract value	£27,398.58

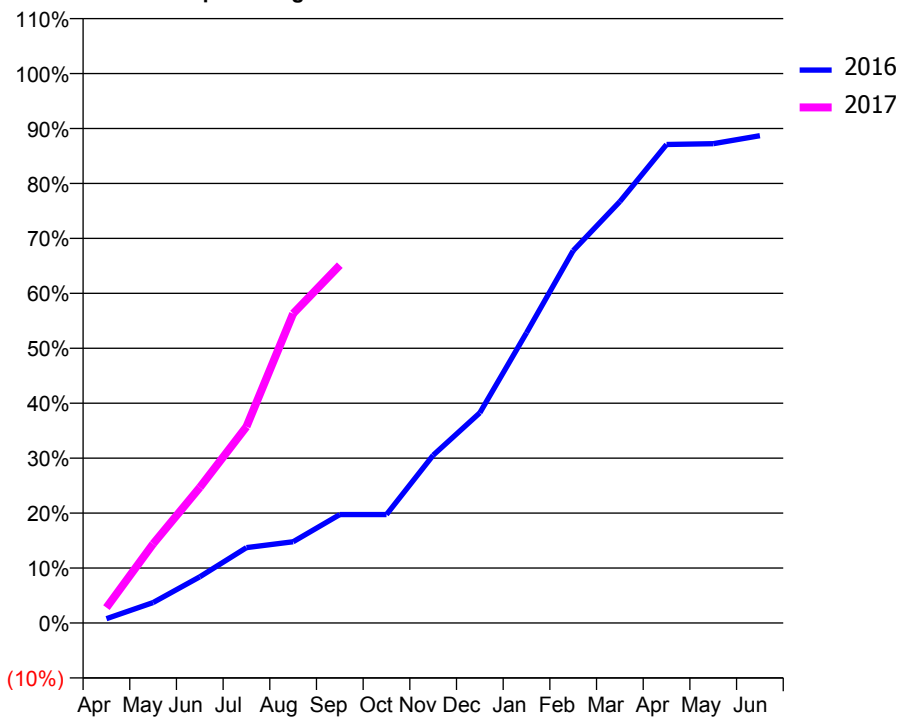
ACCESS*

Patients seen in 24 months	Total	Change since previous quarter
Quarter ending September 2015	97	
Quarter ending December 2015	249	↑
Quarter ending March 2016	314	↑
Quarter ending June 2016	370	↑
Quarter ending September 2016	431	↑
Variance since September 2015	344.3%	↑



ACTIVITY

Cumulative percentage of contracted UDA delivered 2016 & 2017



Month	Adjusted Scheduled Activity (UDA)	
	2016	2017
April	6	21
May	28	108
June	63	185
July	103	268
August	111	422
September	148	488
October	148	
November	229	
December	287	
January	396	
February	508	
March	575	
April	653	
May	654	
June	665	

QUALITY

	Quantity	Base Number	Contract	AT	Region	England
% of FP17s for the same patient ID Re-attending within 3 months - Children	22	367	6.0%	11.4%	12.0%	12.4%
% of FP17s for the same patient ID Re-attending within 3 months - Adults	0	0	N/A	14.8%	15.9%	16.7%
% of FP17s for the same patient ID Re-attending between 3 & 9 months - Children	122	367	33.2%	55.6%	58.6%	57.4%
% of FP17s for the same patient ID Re-attending between 3 & 9 months - Adults	0	0	N/A	48.1%	51.6%	50.5%
% of FP17s for Band 1 Urgent Courses	2	310	0.6%	8.3%	8.0%	9.1%
% of FP17s Relating to Free Repair or Replacements	0	310	0.0%	0.7%	0.8%	0.8%
% of FP17s Relating to Continuations	0	310	0.0%	1.0%	1.3%	1.3%
% of Patients satisfied with the dentistry they have received	0	0	N/A	94.0%	93.1%	93.2%
% of Patients satisfied with the time they had to wait for an appointment	0	0	N/A	87.5%	89.1%	89.0%

* This is based on patients treated on this contract for their most recent course of treatment. Figures in italics indicate the base number of FP17s or Patient Questionnaire responses are less than 100. N/A is shown where the base number of responses is less than 10 during the period. % is calculated as Quantity/Base number*100

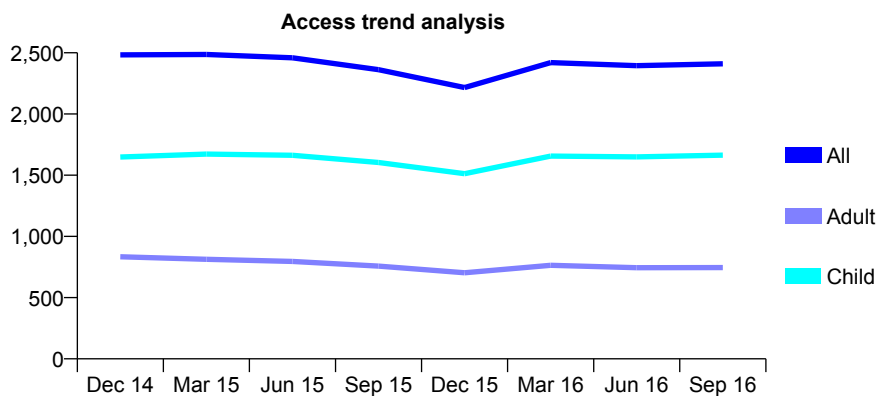
Q58 - Vital Signs At a Glance Contract Report for 118354/0001 - September 2016

Name or company name	King's Road Dental Practice Ltd
Contract type name	GDS Contract
Purpose of contract	General
Contract start date	01/04/2010
Contract end date	

16/17 Contracted general activity (UDA)	4,360
Carry forward general activity (UDA)	0
16/17 Contracted orthodontic activity (UOA)	0
Carry forward orthodontic activity (UOA)	0
Baseline contract value	£100,055.60

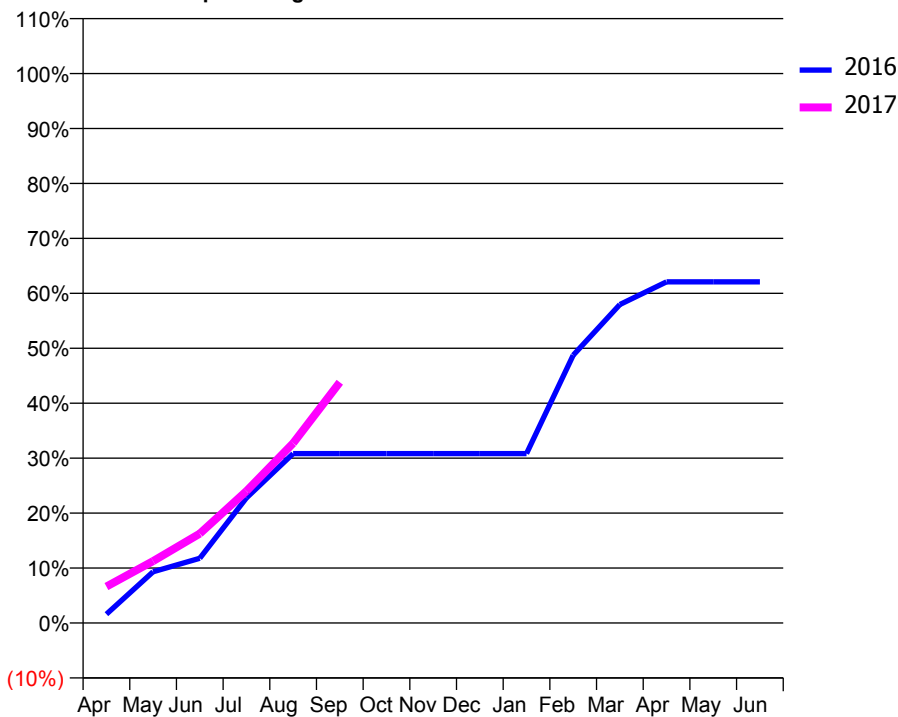
ACCESS*

Patients seen in 24 months	Total	Change since previous quarter
Quarter ending September 2015	2,362	
Quarter ending December 2015	2,216	↓
Quarter ending March 2016	2,420	↑
Quarter ending June 2016	2,395	↓
Quarter ending September 2016	2,410	→
Variance since September 2015	2.0%	↑



ACTIVITY

Cumulative percentage of contracted UDA delivered 2016 & 2017



Month	Adjusted Scheduled Activity (UDA)	
	2016	2017
April	70	289
May	407	492
June	513	709
July	993	1,047
August	1,344	1,427
September	1,344	1,910
October	1,344	
November	1,344	
December	1,344	
January	1,344	
February	2,125	
March	2,527	
April	2,707	
May	2,707	
June	2,707	

QUALITY

	Quantity	Base Number	Contract	AT	Region	England
% of FP17s for the same patient ID Re-attending within 3 months - Children	79	1,229	6.4%	11.4%	12.0%	12.4%
% of FP17s for the same patient ID Re-attending within 3 months - Adults	24	331	7.3%	14.8%	15.9%	16.7%
% of FP17s for the same patient ID Re-attending between 3 & 9 months - Children	664	1,229	54.0%	55.6%	58.6%	57.4%
% of FP17s for the same patient ID Re-attending between 3 & 9 months - Adults	149	331	45.0%	48.1%	51.6%	50.5%
% of FP17s for Band 1 Urgent Courses	34	1,398	2.4%	8.3%	8.0%	9.1%
% of FP17s Relating to Free Repair or Replacements	0	1,398	0.0%	0.7%	0.8%	0.8%
% of FP17s Relating to Continuations	0	1,398	0.0%	1.0%	1.3%	1.3%
% of Patients satisfied with the dentistry they have received	1	1	N/A	94.0%	93.1%	93.2%
% of Patients satisfied with the time they had to wait for an appointment	1	1	N/A	87.5%	89.1%	89.0%

* This is based on patients treated on this contract for their most recent course of treatment. Figures in italics indicate the base number of FP17s or Patient Questionnaire responses are less than 100. N/A is shown where the base number of responses is less than 10 during the period. % is calculated as Quantity/Base number*100

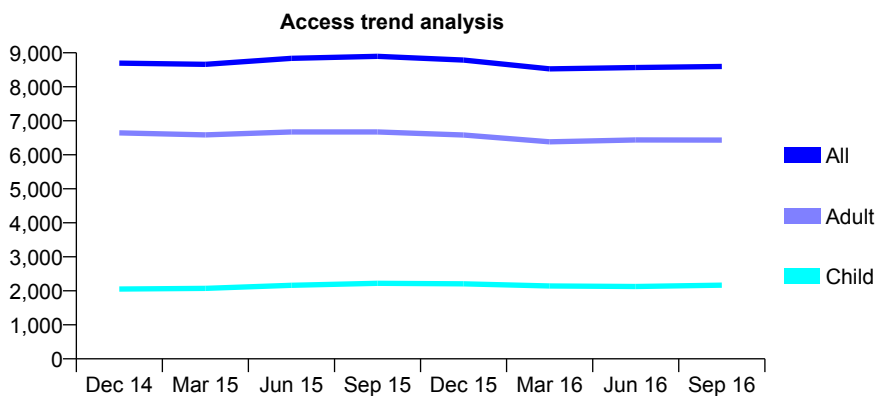
Q58 - Vital Signs At a Glance Contract Report for 118702/0001 - September 2016

Name or company name	Hertford Dental Care
Contract type name	GDS Contract
Purpose of contract	General
Contract start date	01/04/2008
Contract end date	

16/17 Contracted general activity (UDA)	21,000
Carry forward general activity (UDA)	0
16/17 Contracted orthodontic activity (UOA)	0
Carry forward orthodontic activity (UOA)	0
Baseline contract value	£481,298.37

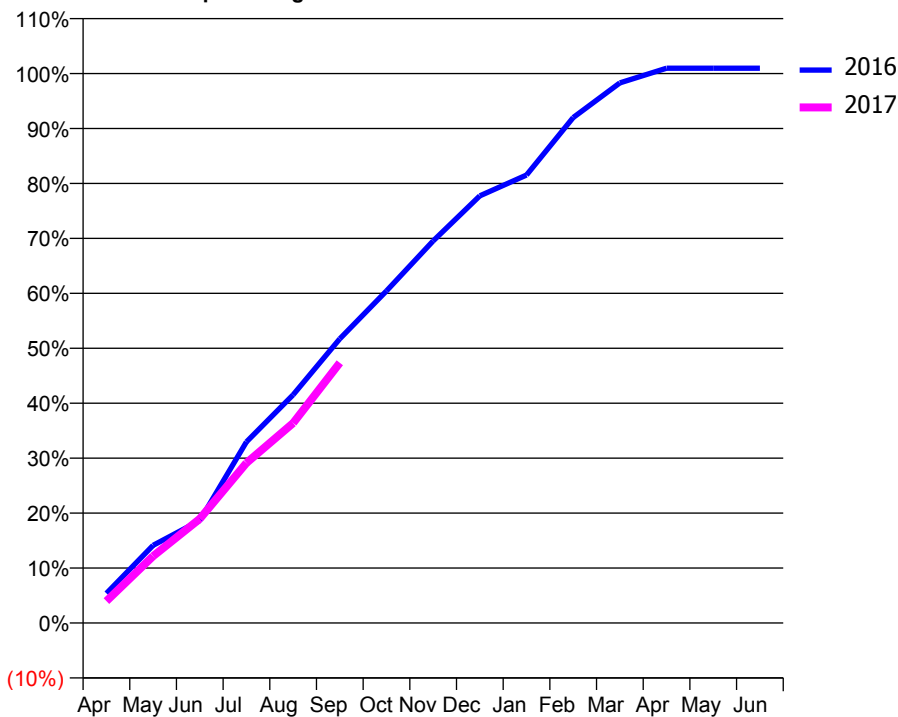
ACCESS*

Patients seen in 24 months	Total	Change since previous quarter
Quarter ending September 2015	8,895	
Quarter ending December 2015	8,788	↓
Quarter ending March 2016	8,527	↓
Quarter ending June 2016	8,567	→
Quarter ending September 2016	8,598	→
Variance since September 2015	(3.3%)	↓



ACTIVITY

Cumulative percentage of contracted UDA delivered 2016 & 2017



Month	Adjusted Scheduled Activity (UDA)	
	2016	2017
April	1,135	837
May	2,968	2,555
June	3,914	3,981
July	6,922	6,117
August	8,721	7,640
September	10,860	9,943
October	12,689	
November	14,605	
December	16,326	
January	17,119	
February	19,317	
March	20,643	
April	21,204	
May	21,204	
June	21,204	

QUALITY

	Quantity	Base Number	Contract	AT	Region	England
% of FP17s for the same patient ID Re-attending within 3 months - Children	108	1,822	5.9%	11.4%	12.0%	12.4%
% of FP17s for the same patient ID Re-attending within 3 months - Adults	587	4,993	11.8%	14.8%	15.9%	16.7%
% of FP17s for the same patient ID Re-attending between 3 & 9 months - Children	1,211	1,822	66.5%	55.6%	58.6%	57.4%
% of FP17s for the same patient ID Re-attending between 3 & 9 months - Adults	2,703	4,993	54.1%	48.1%	51.6%	50.5%
% of FP17s for Band 1 Urgent Courses	524	6,540	8.0%	8.3%	8.0%	9.1%
% of FP17s Relating to Free Repair or Replacements	19	6,540	0.3%	0.7%	0.8%	0.8%
% of FP17s Relating to Continuations	16	6,540	0.2%	1.0%	1.3%	1.3%
% of Patients satisfied with the dentistry they have received	3	3	N/A	94.0%	93.1%	93.2%
% of Patients satisfied with the time they had to wait for an appointment	3	3	N/A	87.5%	89.1%	89.0%

* This is based on patients treated on this contract for their most recent course of treatment. Figures in italics indicate the base number of FP17s or Patient Questionnaire responses are less than 100. N/A is shown where the base number of responses is less than 10 during the period. % is calculated as Quantity/Base number*100

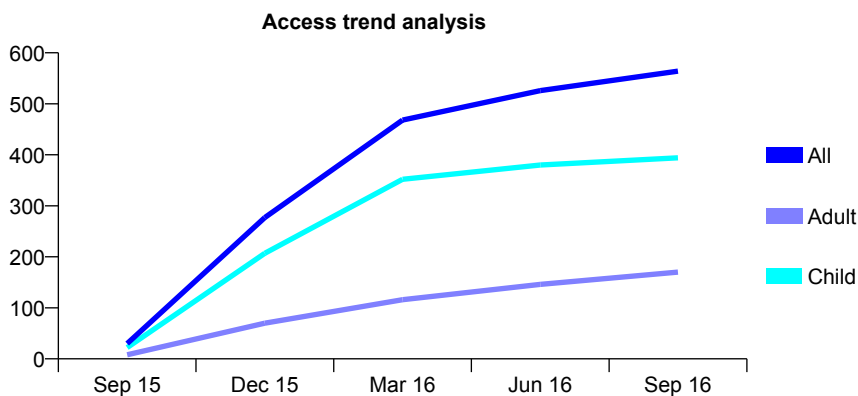
Q58 - Vital Signs At a Glance Contract Report for 118893/0001 - September 2016

Name or company name	The Dental Surgery
Contract type name	GDS Contract
Purpose of contract	General
Contract start date	30/06/2015
Contract end date	

16/17 Contracted general activity (UDA)	1,800
Carry forward general activity (UDA)	0
16/17 Contracted orthodontic activity (UOA)	0
Carry forward orthodontic activity (UOA)	0
Baseline contract value	£46,231.90

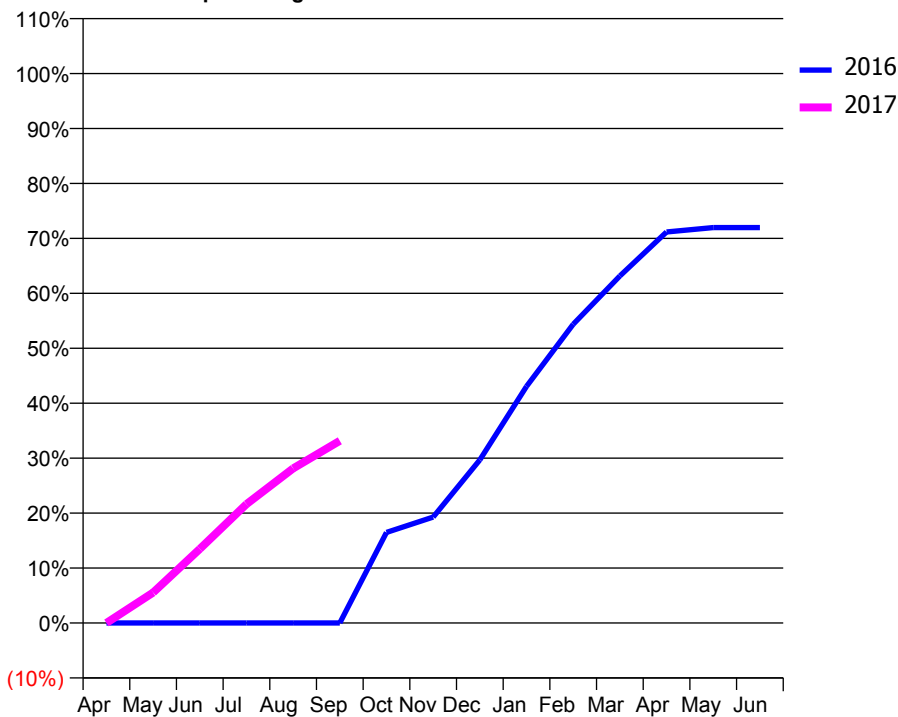
ACCESS*

Patients seen in 24 months	Total	Change since previous quarter
Quarter ending September 2015	30	
Quarter ending December 2015	277	↑
Quarter ending March 2016	468	↑
Quarter ending June 2016	526	↑
Quarter ending September 2016	564	↑
Variance since September 2015	1780.0%	↑



ACTIVITY

Cumulative percentage of contracted UDA delivered 2016 & 2017



Adjusted Scheduled Activity (UDA)

Month	2016	2017
April	0	0
May	0	100
June	0	243
July	0	390
August	0	506
September	0	597
October	204	
November	239	
December	368	
January	533	
February	673	
March	782	
April	881	
May	891	
June	891	

QUALITY

	Quantity	Base Number	Contract	AT	Region	England
% of FP17s for the same patient ID Re-attending within 3 months - Children	17	346	4.9%	11.4%	12.0%	12.4%
% of FP17s for the same patient ID Re-attending within 3 months - Adults	3	93	3.2%	14.8%	15.9%	16.7%
% of FP17s for the same patient ID Re-attending between 3 & 9 months - Children	213	346	61.6%	55.6%	58.6%	57.4%
% of FP17s for the same patient ID Re-attending between 3 & 9 months - Adults	44	93	47.3%	48.1%	51.6%	50.5%
% of FP17s for Band 1 Urgent Courses	20	377	5.3%	8.3%	8.0%	9.1%
% of FP17s Relating to Free Repair or Replacements	0	377	0.0%	0.7%	0.8%	0.8%
% of FP17s Relating to Continuations	2	377	0.5%	1.0%	1.3%	1.3%
% of Patients satisfied with the dentistry they have received	0	0	N/A	94.0%	93.1%	93.2%
% of Patients satisfied with the time they had to wait for an appointment	0	0	N/A	87.5%	89.1%	89.0%

* This is based on patients treated on this contract for their most recent course of treatment. Figures in italics indicate the base number of FP17s or Patient Questionnaire responses are less than 100. N/A is shown where the base number of responses is less than 10 during the period. % is calculated as Quantity/Base number*100

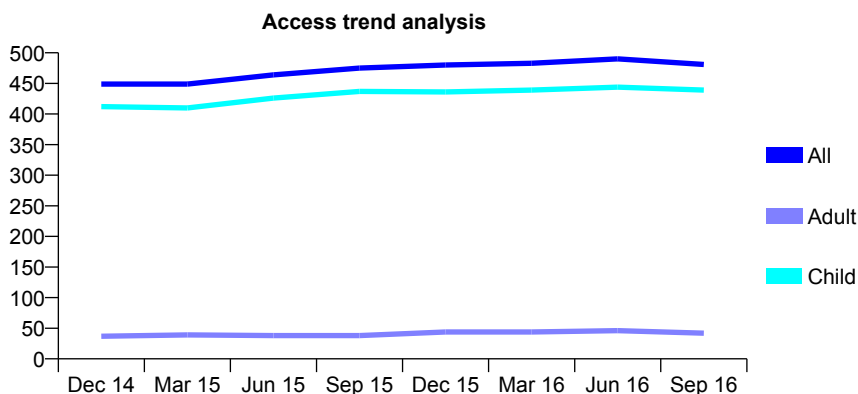
Q58 - Vital Signs At a Glance Contract Report for 118982/0001 - September 2016

Name or company name	St Peter's Lodge Dental Practice
Contract type name	GDS Contract
Purpose of contract	General
Contract start date	01/08/2010
Contract end date	

16/17 Contracted general activity (UDA)	810
Carry forward general activity (UDA)	0
16/17 Contracted orthodontic activity (UOA)	0
Carry forward orthodontic activity (UOA)	0
Baseline contract value	£17,652.63

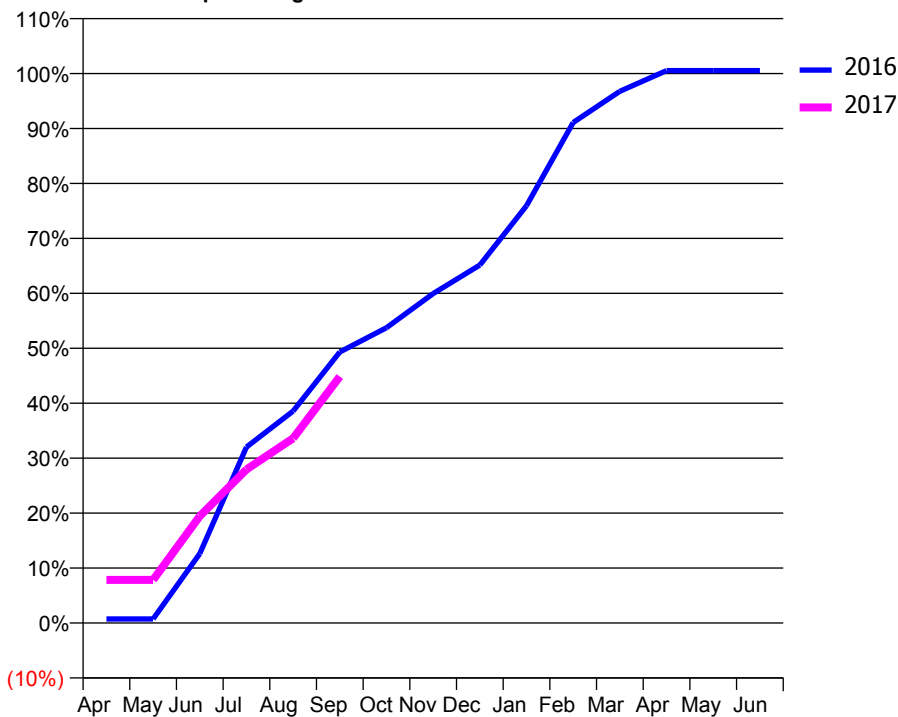
ACCESS*

Patients seen in 24 months	Total	Change since previous quarter
Quarter ending September 2015	475	
Quarter ending December 2015	480	→
Quarter ending March 2016	483	→
Quarter ending June 2016	490	→
Quarter ending September 2016	481	↓
Variance since September 2015	1.3%	→



ACTIVITY

Cumulative percentage of contracted UDA delivered 2016 & 2017



Month	Adjusted Scheduled Activity (UDA)	
	2016	2017
April	6	64
May	6	64
June	102	158
July	259	226
August	312	272
September	400	363
October	435	
November	486	
December	528	
January	615	
February	738	
March	784	
April	814	
May	814	
June	814	

QUALITY

	Quantity	Base Number	Contract	AT	Region	England
% of FP17s for the same patient ID Re-attending within 3 months - Children	11	302	3.6%	11.4%	12.0%	12.4%
% of FP17s for the same patient ID Re-attending within 3 months - Adults	0	7	0.0%	14.8%	15.9%	16.7%
% of FP17s for the same patient ID Re-attending between 3 & 9 months - Children	174	302	57.6%	55.6%	58.6%	57.4%
% of FP17s for the same patient ID Re-attending between 3 & 9 months - Adults	2	7	28.6%	48.1%	51.6%	50.5%
% of FP17s for Band 1 Urgent Courses	7	282	2.5%	8.3%	8.0%	9.1%
% of FP17s Relating to Free Repair or Replacements	0	282	0.0%	0.7%	0.8%	0.8%
% of FP17s Relating to Continuations	0	282	0.0%	1.0%	1.3%	1.3%
% of Patients satisfied with the dentistry they have received	0	0	N/A	94.0%	93.1%	93.2%
% of Patients satisfied with the time they had to wait for an appointment	0	0	N/A	87.5%	89.1%	89.0%

* This is based on patients treated on this contract for their most recent course of treatment. Figures in italics indicate the base number of FP17s or Patient Questionnaire responses are less than 100. N/A is shown where the base number of responses is less than 10 during the period. % is calculated as Quantity/Base number*100

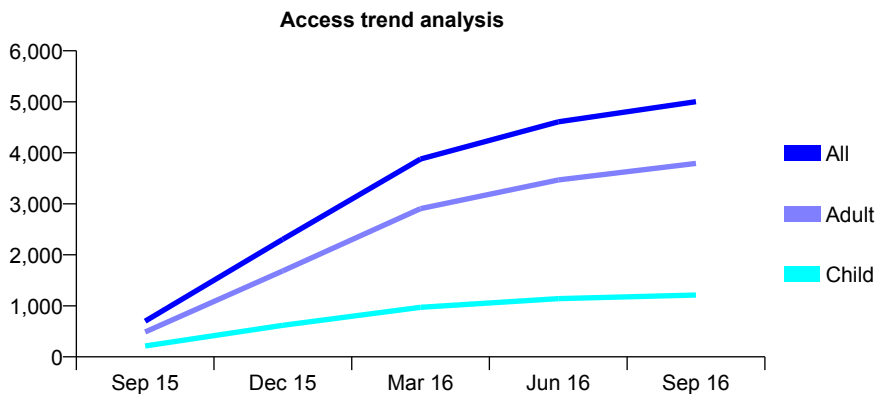
Q58 - Vital Signs At a Glance Contract Report for 120480/0001 - September 2016

Name or company name	Park View Dental Care
Contract type name	GDS Contract
Purpose of contract	General
Contract start date	01/08/2015
Contract end date	

16/17 Contracted general activity (UDA)	19,576
Carry forward general activity (UDA)	0
16/17 Contracted orthodontic activity (UOA)	0
Carry forward orthodontic activity (UOA)	0
Baseline contract value	£500,243.09

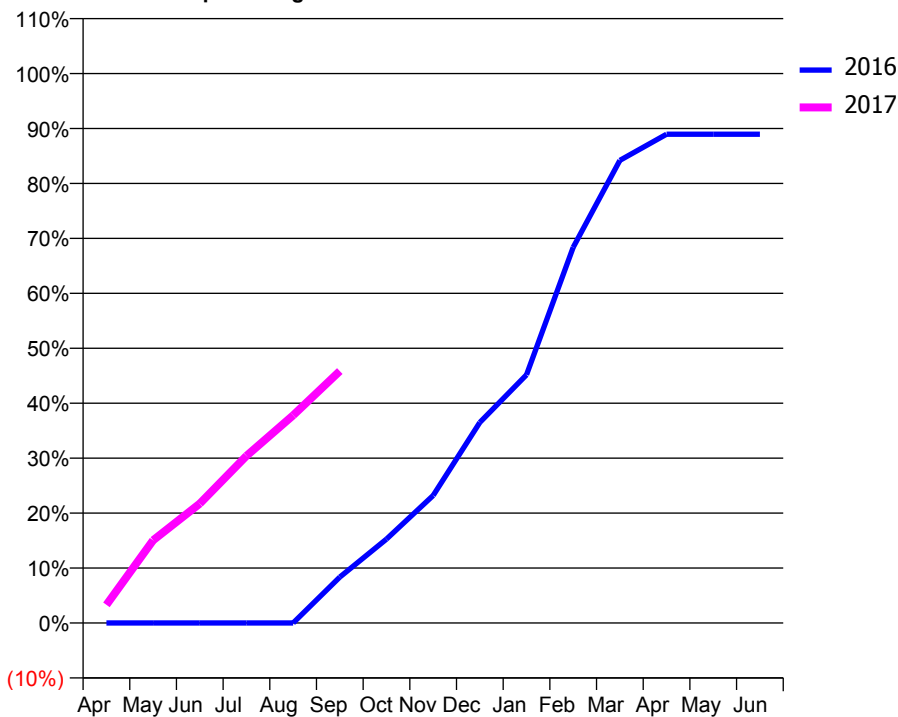
ACCESS*

Patients seen in 24 months	Total	Change since previous quarter
Quarter ending September 2015	700	
Quarter ending December 2015	2,305	↑
Quarter ending March 2016	3,879	↑
Quarter ending June 2016	4,609	↑
Quarter ending September 2016	5,003	↑
Variance since September 2015	614.7%	↑



ACTIVITY

Cumulative percentage of contracted UDA delivered 2016 & 2017



Month	Adjusted Scheduled Activity (UDA)	
	2016	2017
April	0	650
May	0	2,947
June	0	4,254
July	0	5,953
August	0	7,400
September	1,191	8,976
October	2,179	
November	3,310	
December	5,207	
January	6,442	
February	9,753	
March	12,009	
April	12,687	
May	12,688	
June	12,688	

QUALITY

	Quantity	Base Number	Contract	AT	Region	England
% of FP17s for the same patient ID Re-attending within 3 months - Children	63	854	7.4%	11.4%	12.0%	12.4%
% of FP17s for the same patient ID Re-attending within 3 months - Adults	582	2,861	20.3%	14.8%	15.9%	16.7%
% of FP17s for the same patient ID Re-attending between 3 & 9 months - Children	285	854	33.4%	55.6%	58.6%	57.4%
% of FP17s for the same patient ID Re-attending between 3 & 9 months - Adults	1,041	2,861	36.4%	48.1%	51.6%	50.5%
% of FP17s for Band 1 Urgent Courses	455	3,499	13.0%	8.3%	8.0%	9.1%
% of FP17s Relating to Free Repair or Replacements	46	3,499	1.3%	0.7%	0.8%	0.8%
% of FP17s Relating to Continuations	110	3,499	3.1%	1.0%	1.3%	1.3%
% of Patients satisfied with the dentistry they have received	4	4	N/A	94.0%	93.1%	93.2%
% of Patients satisfied with the time they had to wait for an appointment	4	4	N/A	87.5%	89.1%	89.0%

* This is based on patients treated on this contract for their most recent course of treatment. Figures in italics indicate the base number of FP17s or Patient Questionnaire responses are less than 100. N/A is shown where the base number of responses is less than 10 during the period. % is calculated as Quantity/Base number*100

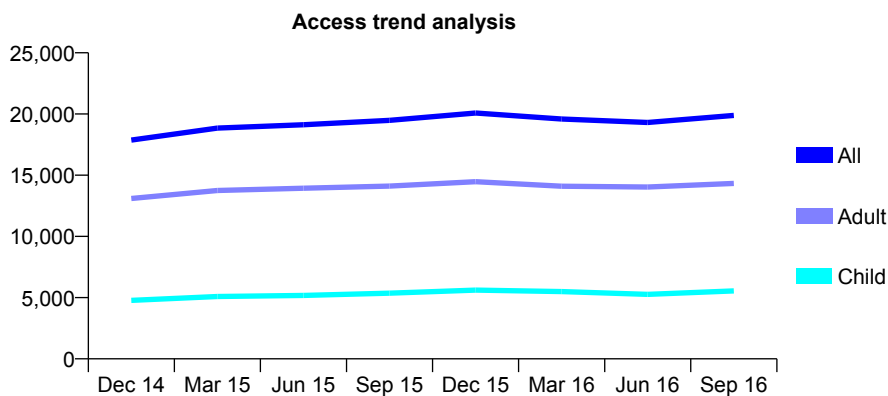
Q58 - Vital Signs At a Glance Contract Report for 121096/0001 - September 2016

Name or company name	Luton Centre Limited
Contract type name	GDS Contract
Purpose of contract	General
Contract start date	01/12/2007
Contract end date	

16/17 Contracted general activity (UDA)	47,677
Carry forward general activity (UDA)	0
16/17 Contracted orthodontic activity (UOA)	0
Carry forward orthodontic activity (UOA)	0
Baseline contract value	£1,300,859.34

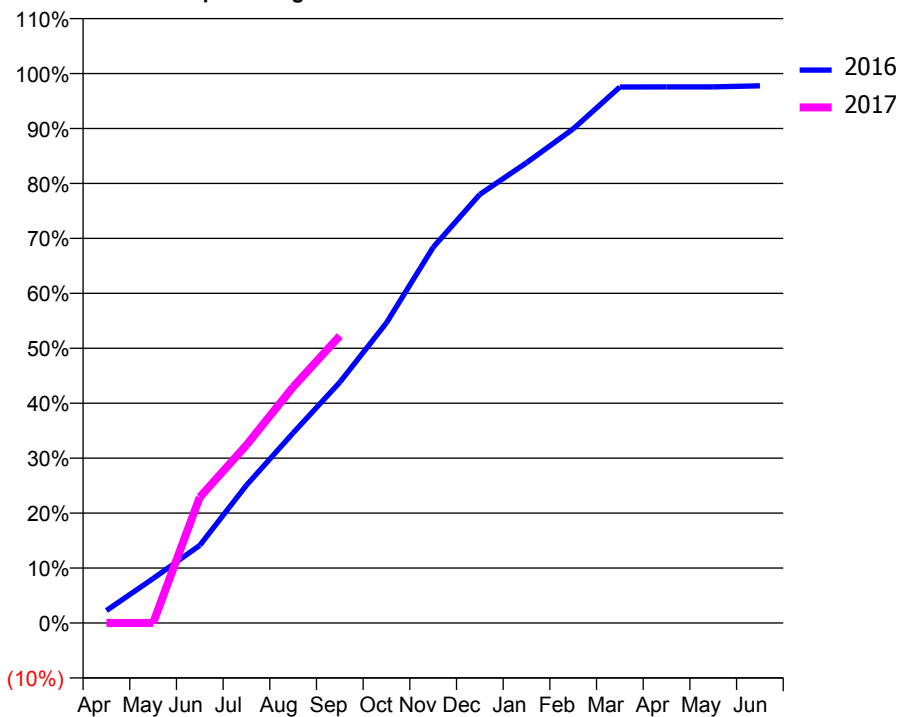
ACCESS*

Patients seen in 24 months	Total	Change since previous quarter
Quarter ending September 2015	19,482	
Quarter ending December 2015	20,087	↑
Quarter ending March 2016	19,587	↓
Quarter ending June 2016	19,310	↓
Quarter ending September 2016	19,884	↑
Variance since September 2015	2.1%	↑



ACTIVITY

Cumulative percentage of contracted UDA delivered 2016 & 2017



Month	Adjusted Scheduled Activity (UDA)	
	2016	2017
April	1,077	0
May	3,861	0
June	6,735	10,920
July	11,953	15,435
August	16,489	20,479
September	20,886	24,912
October	26,047	
November	32,596	
December	37,187	
January	39,927	
February	42,867	
March	46,507	
April	46,510	
May	46,510	
June	46,608	

QUALITY

	Quantity	Base Number	Contract	AT	Region	England
% of FP17s for the same patient ID Re-attending within 3 months - Children	143	3,829	3.7%	11.4%	12.0%	12.4%
% of FP17s for the same patient ID Re-attending within 3 months - Adults	426	7,701	5.5%	14.8%	15.9%	16.7%
% of FP17s for the same patient ID Re-attending between 3 & 9 months - Children	1,521	3,829	39.7%	55.6%	58.6%	57.4%
% of FP17s for the same patient ID Re-attending between 3 & 9 months - Adults	3,082	7,701	40.0%	48.1%	51.6%	50.5%
% of FP17s for Band 1 Urgent Courses	610	11,484	5.3%	8.3%	8.0%	9.1%
% of FP17s Relating to Free Repair or Replacements	50	11,484	0.4%	0.7%	0.8%	0.8%
% of FP17s Relating to Continuations	45	11,484	0.4%	1.0%	1.3%	1.3%
% of Patients satisfied with the dentistry they have received	4	4	N/A	94.0%	93.1%	93.2%
% of Patients satisfied with the time they had to wait for an appointment	4	4	N/A	87.5%	89.1%	89.0%

* This is based on patients treated on this contract for their most recent course of treatment. Figures in italics indicate the base number of FP17s or Patient Questionnaire responses are less than 100. N/A is shown where the base number of responses is less than 10 during the period. % is calculated as Quantity/Base number*100

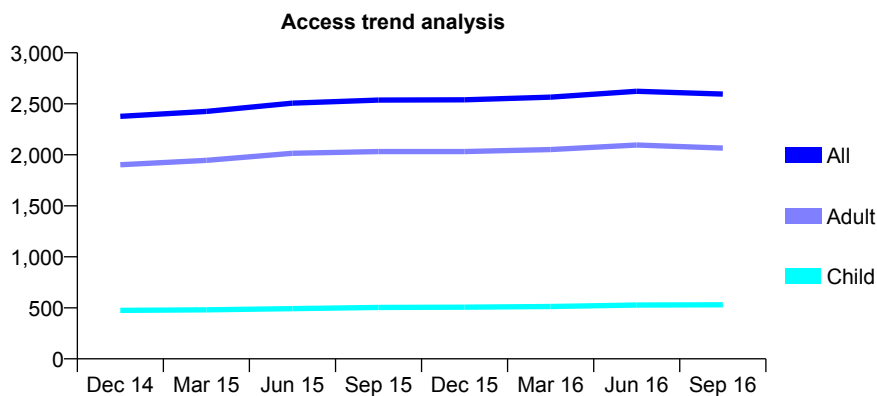
Q58 - Vital Signs At a Glance Contract Report for 121339/0001 - September 2016

Name or company name	Mr and Mrs Desai
Contract type name	GDS Contract
Purpose of contract	General
Contract start date	01/02/2013
Contract end date	

16/17 Contracted general activity (UDA)	6,300
Carry forward general activity (UDA)	0
16/17 Contracted orthodontic activity (UOA)	0
Carry forward orthodontic activity (UOA)	0
Baseline contract value	£139,925.22

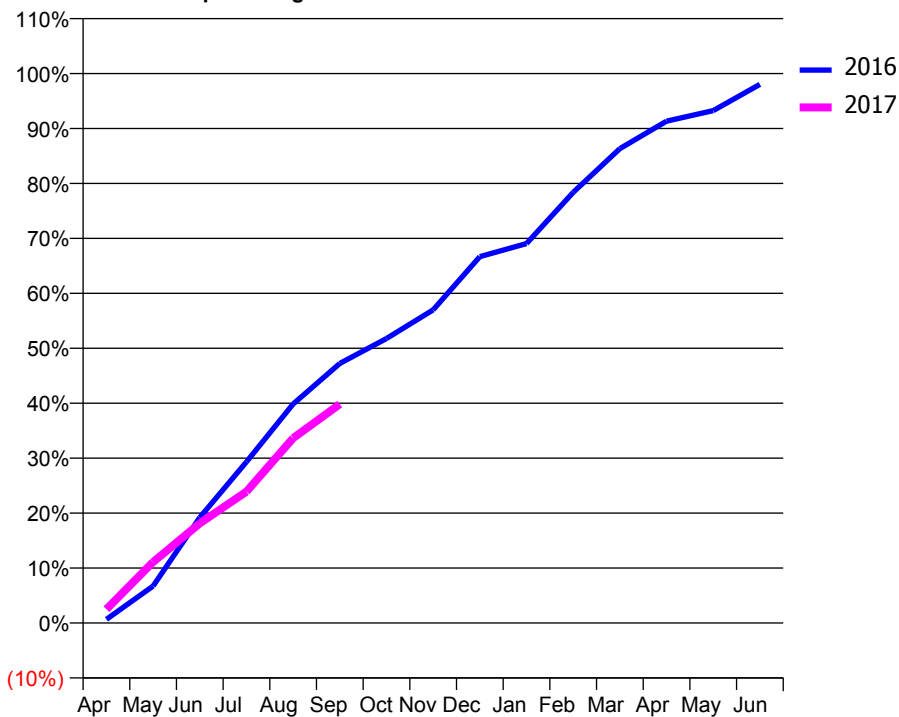
ACCESS*

Patients seen in 24 months	Total	Change since previous quarter
Quarter ending September 2015	2,536	
Quarter ending December 2015	2,539	→
Quarter ending March 2016	2,565	→
Quarter ending June 2016	2,623	↑
Quarter ending September 2016	2,596	↓
Variance since September 2015	2.4%	↑



ACTIVITY

Cumulative percentage of contracted UDA delivered 2016 & 2017



Month	Adjusted Scheduled Activity (UDA)	
	2016	2017
April	42	159
May	424	699
June	1,210	1,142
July	1,848	1,507
August	2,511	2,119
September	2,977	2,509
October	3,261	
November	3,591	
December	4,200	
January	4,350	
February	4,937	
March	5,438	
April	5,754	
May	5,874	
June	6,176	

QUALITY

	Quantity	Base Number	Contract	AT	Region	England
% of FP17s for the same patient ID Re-attending within 3 months - Children	29	346	8.4%	11.4%	12.0%	12.4%
% of FP17s for the same patient ID Re-attending within 3 months - Adults	107	1,128	9.5%	14.8%	15.9%	16.7%
% of FP17s for the same patient ID Re-attending between 3 & 9 months - Children	142	346	41.0%	55.6%	58.6%	57.4%
% of FP17s for the same patient ID Re-attending between 3 & 9 months - Adults	500	1,128	44.3%	48.1%	51.6%	50.5%
% of FP17s for Band 1 Urgent Courses	19	1,145	1.7%	8.3%	8.0%	9.1%
% of FP17s Relating to Free Repair or Replacements	3	1,145	0.3%	0.7%	0.8%	0.8%
% of FP17s Relating to Continuations	16	1,145	1.4%	1.0%	1.3%	1.3%
% of Patients satisfied with the dentistry they have received	1	1	N/A	94.0%	93.1%	93.2%
% of Patients satisfied with the time they had to wait for an appointment	1	1	N/A	87.5%	89.1%	89.0%

* This is based on patients treated on this contract for their most recent course of treatment. Figures in italics indicate the base number of FP17s or Patient Questionnaire responses are less than 100. N/A is shown where the base number of responses is less than 10 during the period. % is calculated as Quantity/Base number*100

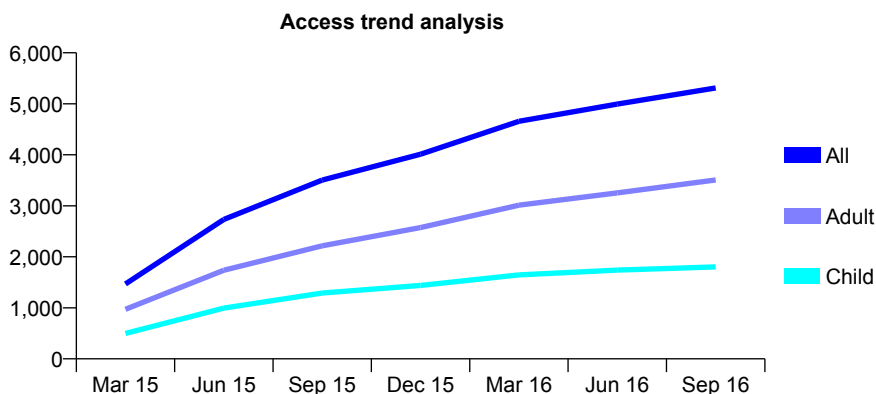
Q58 - Vital Signs At a Glance Contract Report for 122114/0001 - September 2016

Name or company name	Hudson's Dental Care
Contract type name	GDS Contract
Purpose of contract	General
Contract start date	01/01/2015
Contract end date	

16/17 Contracted general activity (UDA)	12,720
Carry forward general activity (UDA)	0
16/17 Contracted orthodontic activity (UOA)	0
Carry forward orthodontic activity (UOA)	0
Baseline contract value	£267,739.81

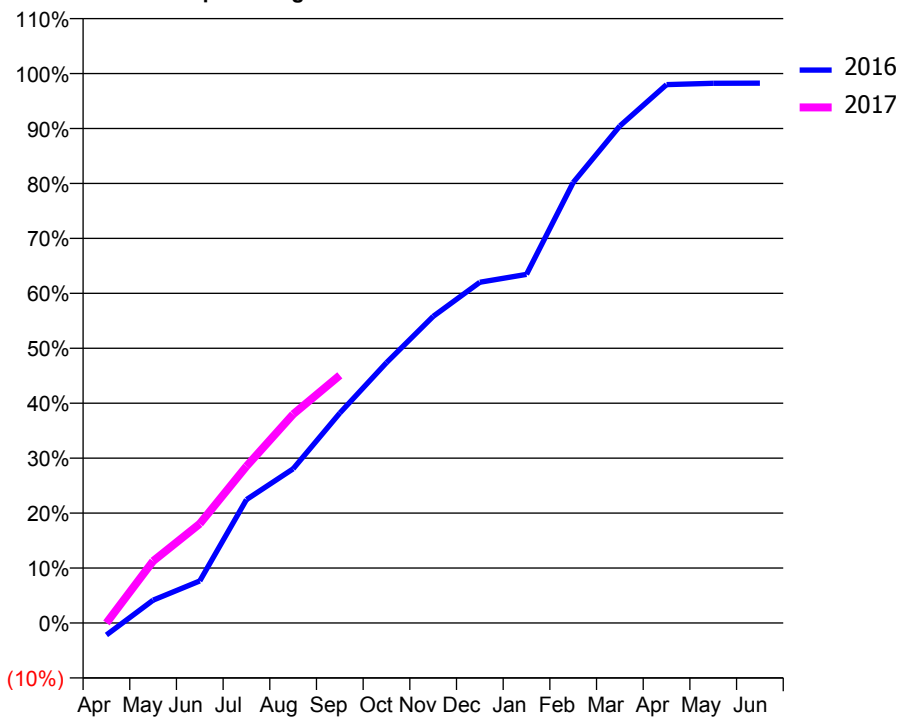
ACCESS*

Patients seen in 24 months	Total	Change since previous quarter
Quarter ending September 2015	3,505	
Quarter ending December 2015	4,012	↑
Quarter ending March 2016	4,658	↑
Quarter ending June 2016	4,994	↑
Quarter ending September 2016	5,310	↑
Variance since September 2015	51.5%	↑



ACTIVITY

Cumulative percentage of contracted UDA delivered 2016 & 2017



Month	Adjusted Scheduled Activity (UDA)	
	2016	2017
April	-280	0
May	529	1,435
June	973	2,299
July	2,858	3,629
August	3,570	4,832
September	4,861	5,733
October	6,026	
November	7,097	
December	7,888	
January	8,070	
February	10,197	
March	11,506	
April	12,462	
May	12,494	
June	12,495	

QUALITY

	Quantity	Base Number	Contract	AT	Region	England
% of FP17s for the same patient ID Re-attending within 3 months - Children	100	1,313	7.6%	11.4%	12.0%	12.4%
% of FP17s for the same patient ID Re-attending within 3 months - Adults	253	2,357	10.7%	14.8%	15.9%	16.7%
% of FP17s for the same patient ID Re-attending between 3 & 9 months - Children	667	1,313	50.8%	55.6%	58.6%	57.4%
% of FP17s for the same patient ID Re-attending between 3 & 9 months - Adults	1,126	2,357	47.8%	48.1%	51.6%	50.5%
% of FP17s for Band 1 Urgent Courses	208	3,198	6.5%	8.3%	8.0%	9.1%
% of FP17s Relating to Free Repair or Replacements	28	3,198	0.9%	0.7%	0.8%	0.8%
% of FP17s Relating to Continuations	56	3,198	1.8%	1.0%	1.3%	1.3%
% of Patients satisfied with the dentistry they have received	7	8	N/A	94.0%	93.1%	93.2%
% of Patients satisfied with the time they had to wait for an appointment	6	8	N/A	87.5%	89.1%	89.0%

* This is based on patients treated on this contract for their most recent course of treatment. Figures in italics indicate the base number of FP17s or Patient Questionnaire responses are less than 100. N/A is shown where the base number of responses is less than 10 during the period. % is calculated as Quantity/Base number*100

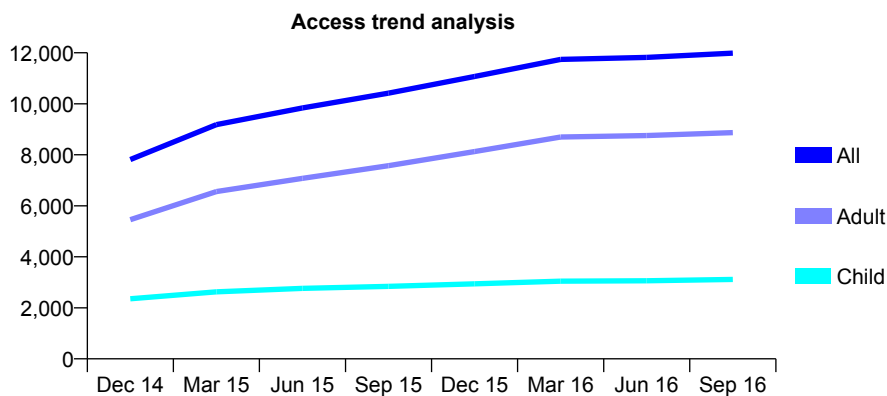
Q58 - Vital Signs At a Glance Contract Report for 122378/0001 - September 2016

Name or company name	Mr A Pangotra & Dr P Taneja
Contract type name	GDS Contract
Purpose of contract	General
Contract start date	01/04/2014
Contract end date	

16/17 Contracted general activity (UDA)	41,404
Carry forward general activity (UDA)	0
16/17 Contracted orthodontic activity (UOA)	0
Carry forward orthodontic activity (UOA)	0
Baseline contract value	£1,116,142.71

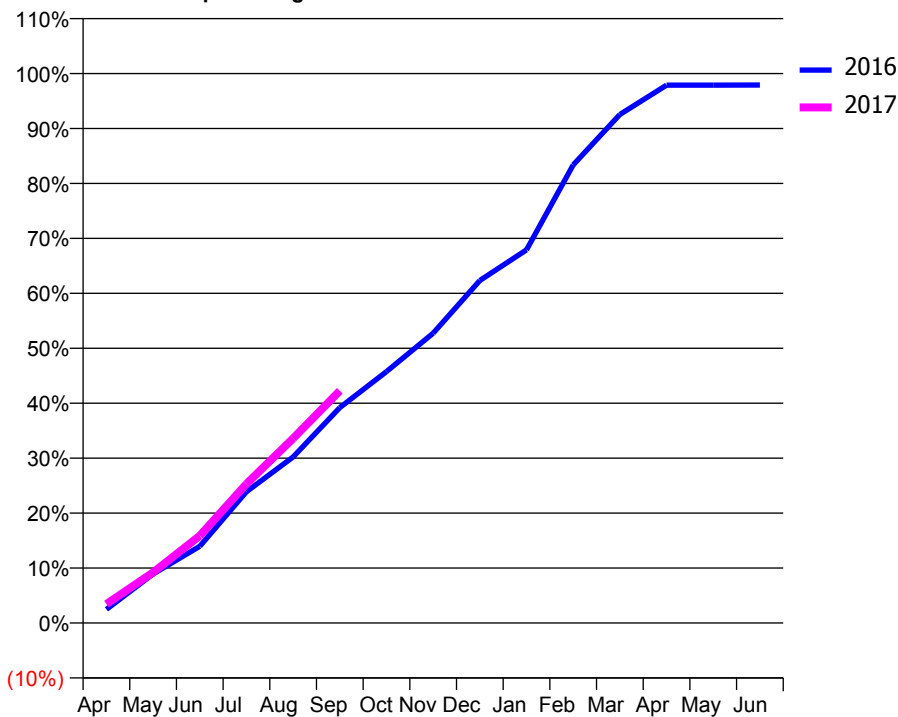
ACCESS*

Patients seen in 24 months	Total	Change since previous quarter
Quarter ending September 2015	10,418	
Quarter ending December 2015	11,071	↑
Quarter ending March 2016	11,742	↑
Quarter ending June 2016	11,820	→
Quarter ending September 2016	11,985	→
Variance since September 2015	15.0%	↑



ACTIVITY

Cumulative percentage of contracted UDA delivered 2016 & 2017



Month	Adjusted Scheduled Activity (UDA)	
	2016	2017
April	1,028	1,427
May	3,694	3,813
June	5,787	6,575
July	9,891	10,482
August	12,510	13,908
September	16,228	17,500
October	18,946	
November	21,838	
December	25,810	
January	28,117	
February	34,517	
March	38,316	
April	40,529	
May	40,529	
June	40,532	

QUALITY

	Quantity	Base Number	Contract	AT	Region	England
% of FP17s for the same patient ID Re-attending within 3 months - Children	182	2,556	7.1%	11.4%	12.0%	12.4%
% of FP17s for the same patient ID Re-attending within 3 months - Adults	878	5,850	15.0%	14.8%	15.9%	16.7%
% of FP17s for the same patient ID Re-attending between 3 & 9 months - Children	1,644	2,556	64.3%	55.6%	58.6%	57.4%
% of FP17s for the same patient ID Re-attending between 3 & 9 months - Adults	2,845	5,850	48.6%	48.1%	51.6%	50.5%
% of FP17s for Band 1 Urgent Courses	759	7,589	10.0%	8.3%	8.0%	9.1%
% of FP17s Relating to Free Repair or Replacements	33	7,589	0.4%	0.7%	0.8%	0.8%
% of FP17s Relating to Continuations	144	7,589	1.9%	1.0%	1.3%	1.3%
% of Patients satisfied with the dentistry they have received	6	6	N/A	94.0%	93.1%	93.2%
% of Patients satisfied with the time they had to wait for an appointment	6	6	N/A	87.5%	89.1%	89.0%

* This is based on patients treated on this contract for their most recent course of treatment. Figures in italics indicate the base number of FP17s or Patient Questionnaire responses are less than 100. N/A is shown where the base number of responses is less than 10 during the period. % is calculated as Quantity/Base number*100

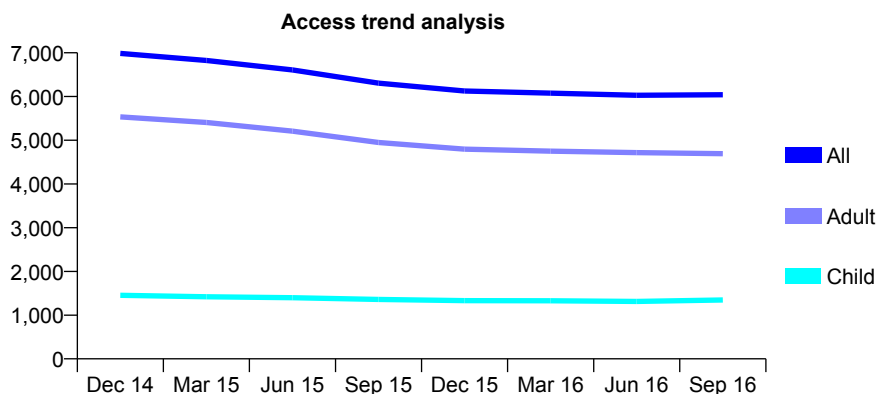
Q58 - Vital Signs At a Glance Contract Report for 124311/0001 - September 2016

Name or company name	Victoria Promenade Dental Practice
Contract type name	GDS Contract
Purpose of contract	General
Contract start date	01/04/2006
Contract end date	

16/17 Contracted general activity (UDA)	18,742
Carry forward general activity (UDA)	0
16/17 Contracted orthodontic activity (UOA)	0
Carry forward orthodontic activity (UOA)	0
Baseline contract value	£494,165.05

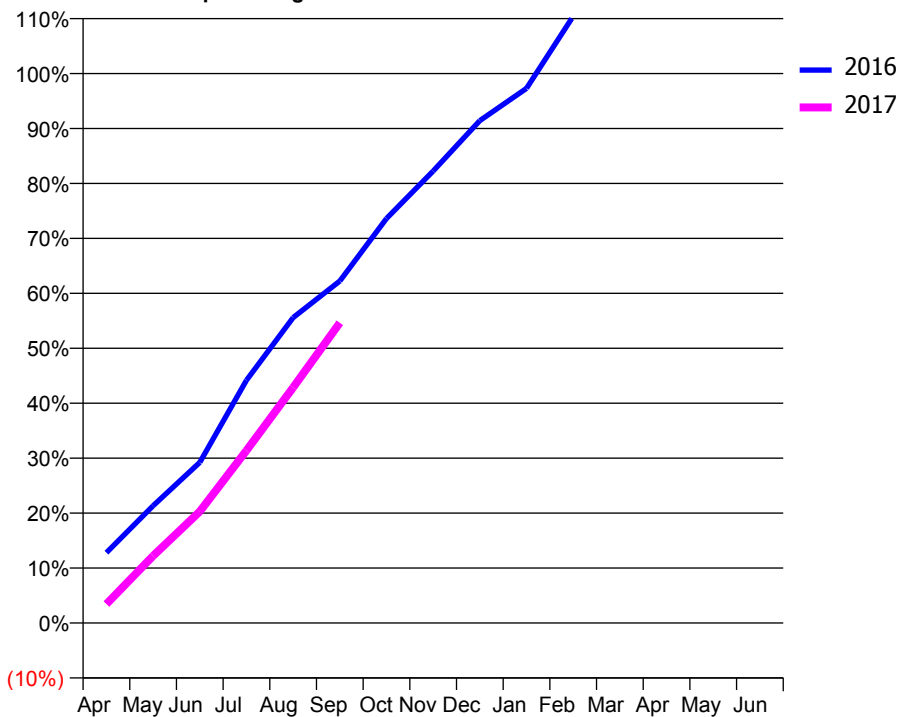
ACCESS*

Patients seen in 24 months	Total	Change since previous quarter
Quarter ending September 2015	6,307	
Quarter ending December 2015	6,127	↓
Quarter ending March 2016	6,078	→
Quarter ending June 2016	6,030	→
Quarter ending September 2016	6,041	→
Variance since September 2015	(4.2%)	↓



ACTIVITY

Cumulative percentage of contracted UDA delivered 2016 & 2017



Month	Adjusted Scheduled Activity (UDA)	
	2016	2017
April	2,399	650
May	3,999	2,289
June	5,477	3,806
July	8,281	5,884
August	10,419	8,033
September	11,662	10,238
October	13,796	
November	15,416	
December	17,133	
January	18,234	
February	20,691	
March	22,545	
April	23,624	
May	23,970	
June	23,970	

QUALITY

	Quantity	Base Number	Contract	AT	Region	England
% of FP17s for the same patient ID Re-attending within 3 months - Children	111	1,171	9.5%	11.4%	12.0%	12.4%
% of FP17s for the same patient ID Re-attending within 3 months - Adults	554	3,778	14.7%	14.8%	15.9%	16.7%
% of FP17s for the same patient ID Re-attending between 3 & 9 months - Children	705	1,171	60.2%	55.6%	58.6%	57.4%
% of FP17s for the same patient ID Re-attending between 3 & 9 months - Adults	2,086	3,778	55.2%	48.1%	51.6%	50.5%
% of FP17s for Band 1 Urgent Courses	292	4,121	7.1%	8.3%	8.0%	9.1%
% of FP17s Relating to Free Repair or Replacements	56	4,121	1.4%	0.7%	0.8%	0.8%
% of FP17s Relating to Continuations	25	4,121	0.6%	1.0%	1.3%	1.3%
% of Patients satisfied with the dentistry they have received	0	3	N/A	94.0%	93.1%	93.2%
% of Patients satisfied with the time they had to wait for an appointment	1	3	N/A	87.5%	89.1%	89.0%

* This is based on patients treated on this contract for their most recent course of treatment. Figures in italics indicate the base number of FP17s or Patient Questionnaire responses are less than 100. N/A is shown where the base number of responses is less than 10 during the period. % is calculated as Quantity/Base number*100

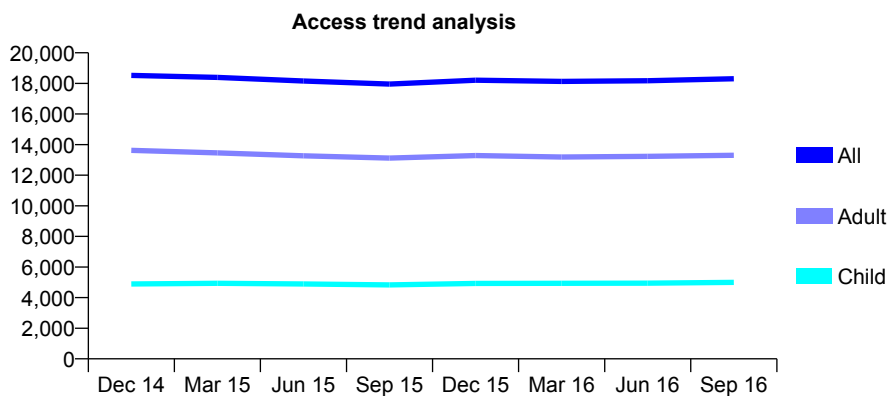
Q58 - Vital Signs At a Glance Contract Report for 126047/0001 - September 2016

Name or company name	Conation Partners Ltd
Contract type name	GDS Contract
Purpose of contract	General
Contract start date	01/11/2007
Contract end date	

16/17 Contracted general activity (UDA)	47,407
Carry forward general activity (UDA)	0
16/17 Contracted orthodontic activity (UOA)	0
Carry forward orthodontic activity (UOA)	0
Baseline contract value	£1,426,616.57

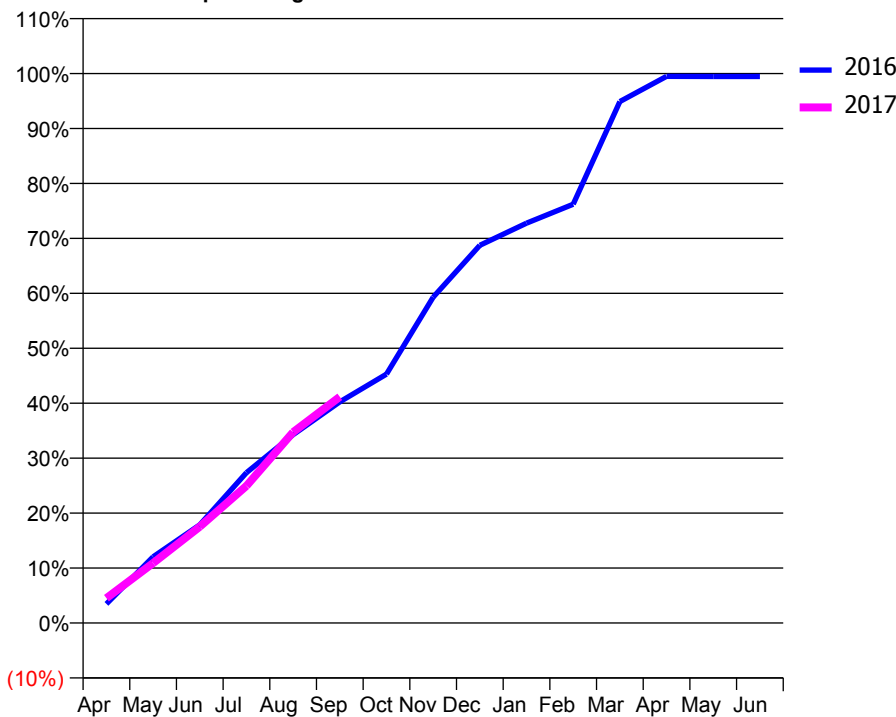
ACCESS*

Patients seen in 24 months	Total	Change since previous quarter
Quarter ending September 2015	17,956	
Quarter ending December 2015	18,208	→
Quarter ending March 2016	18,133	→
Quarter ending June 2016	18,178	→
Quarter ending September 2016	18,301	→
Variance since September 2015	1.9%	→



ACTIVITY

Cumulative percentage of contracted UDA delivered 2016 & 2017



Month	Adjusted Scheduled Activity (UDA)	
	2016	2017
April	1,646	2,148
May	5,709	5,172
June	8,473	8,314
July	12,976	11,827
August	16,254	16,468
September	19,082	19,516
October	21,473	
November	28,107	
December	32,583	
January	34,490	
February	36,134	
March	44,986	
April	47,164	
May	47,154	
June	47,147	

QUALITY

	Quantity	Base Number	Contract	AT	Region	England
% of FP17s for the same patient ID Re-attending within 3 months - Children	113	3,227	3.5%	11.4%	12.0%	12.4%
% of FP17s for the same patient ID Re-attending within 3 months - Adults	570	7,581	7.5%	14.8%	15.9%	16.7%
% of FP17s for the same patient ID Re-attending between 3 & 9 months - Children	2,158	3,227	66.9%	55.6%	58.6%	57.4%
% of FP17s for the same patient ID Re-attending between 3 & 9 months - Adults	4,139	7,581	54.6%	48.1%	51.6%	50.5%
% of FP17s for Band 1 Urgent Courses	517	9,411	5.5%	8.3%	8.0%	9.1%
% of FP17s Relating to Free Repair or Replacements	57	9,411	0.6%	0.7%	0.8%	0.8%
% of FP17s Relating to Continuations	17	9,411	0.2%	1.0%	1.3%	1.3%
% of Patients satisfied with the dentistry they have received	15	15	100.0%	94.0%	93.1%	93.2%
% of Patients satisfied with the time they had to wait for an appointment	12	15	80.0%	87.5%	89.1%	89.0%

* This is based on patients treated on this contract for their most recent course of treatment. Figures in italics indicate the base number of FP17s or Patient Questionnaire responses are less than 100. N/A is shown where the base number of responses is less than 10 during the period. % is calculated as Quantity/Base number*100

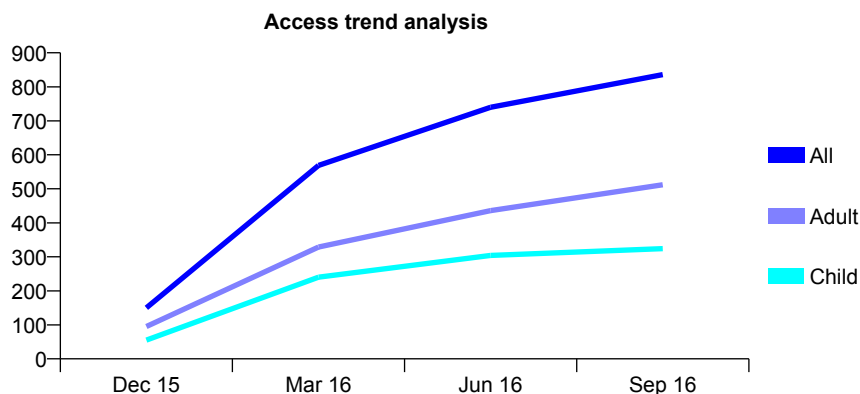
Q58 - Vital Signs At a Glance Contract Report for 127140/0001 - September 2016

Name or company name	Queen Street Dental Practice
Contract type name	GDS Contract
Purpose of contract	General
Contract start date	01/11/2015
Contract end date	

16/17 Contracted general activity (UDA)	3,550
Carry forward general activity (UDA)	0
16/17 Contracted orthodontic activity (UOA)	0
Carry forward orthodontic activity (UOA)	0
Baseline contract value	£89,624.80

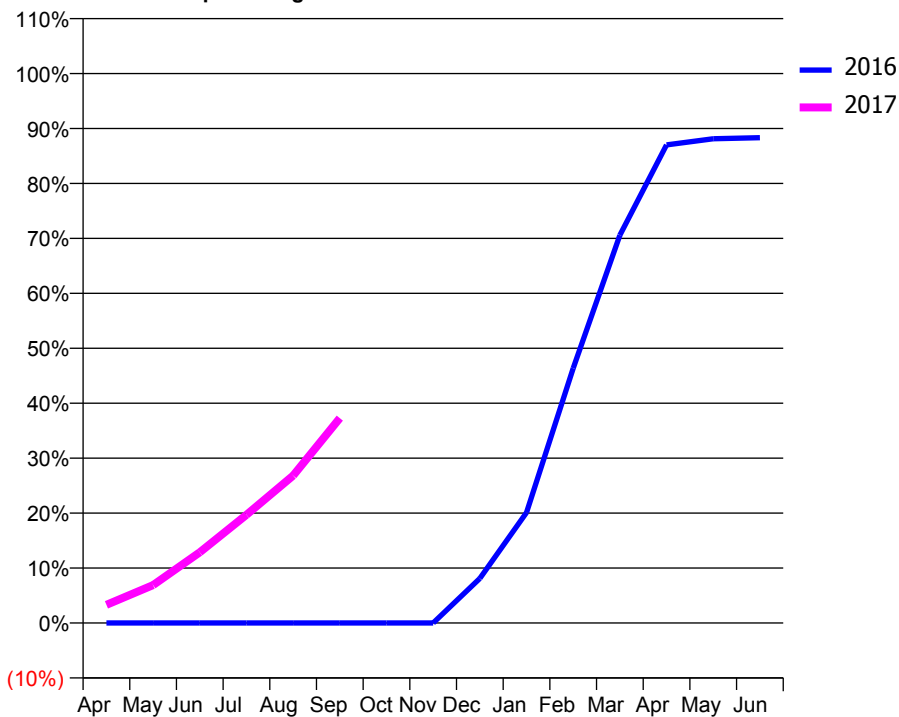
ACCESS*

Patients seen in 24 months	Total	Change since previous quarter
Quarter ending September 2015	0	
Quarter ending December 2015	150	↑
Quarter ending March 2016	569	↑
Quarter ending June 2016	740	↑
Quarter ending September 2016	836	↑
Variance since September 2015	N/A	



ACTIVITY

Cumulative percentage of contracted UDA delivered 2016 & 2017



Adjusted Scheduled Activity (UDA)

Month	2016	2017
April	0	118
May	0	245
June	0	457
July	0	699
August	0	952
September	0	1,324
October	0	
November	0	
December	119	
January	295	
February	681	
March	1,037	
April	1,278	
May	1,294	
June	1,297	

QUALITY

	Quantity	Base Number	Contract	AT	Region	England
% of FP17s for the same patient ID Re-attending within 3 months - Children	32	324	9.9%	11.4%	12.0%	12.4%
% of FP17s for the same patient ID Re-attending within 3 months - Adults	83	449	18.5%	14.8%	15.9%	16.7%
% of FP17s for the same patient ID Re-attending between 3 & 9 months - Children	172	324	53.1%	55.6%	58.6%	57.4%
% of FP17s for the same patient ID Re-attending between 3 & 9 months - Adults	169	449	37.6%	48.1%	51.6%	50.5%
% of FP17s for Band 1 Urgent Courses	45	656	6.9%	8.3%	8.0%	9.1%
% of FP17s Relating to Free Repair or Replacements	1	656	0.2%	0.7%	0.8%	0.8%
% of FP17s Relating to Continuations	6	656	0.9%	1.0%	1.3%	1.3%
% of Patients satisfied with the dentistry they have received	0	0	N/A	94.0%	93.1%	93.2%
% of Patients satisfied with the time they had to wait for an appointment	0	0	N/A	87.5%	89.1%	89.0%

* This is based on patients treated on this contract for their most recent course of treatment. Figures in italics indicate the base number of FP17s or Patient Questionnaire responses are less than 100. N/A is shown where the base number of responses is less than 10 during the period. % is calculated as Quantity/Base number*100

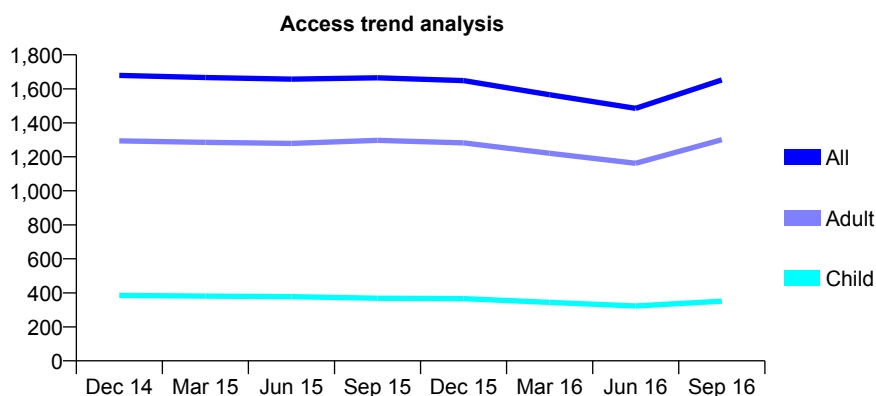
Q58 - Vital Signs At a Glance Contract Report for 127914/0001 - September 2016

Name or company name	Mr L Khiroya & Mr R Khiroya
Contract type name	GDS Contract
Purpose of contract	General
Contract start date	01/01/2012
Contract end date	

16/17 Contracted general activity (UDA)	2,841
Carry forward general activity (UDA)	0
16/17 Contracted orthodontic activity (UOA)	0
Carry forward orthodontic activity (UOA)	0
Baseline contract value	£75,302.85

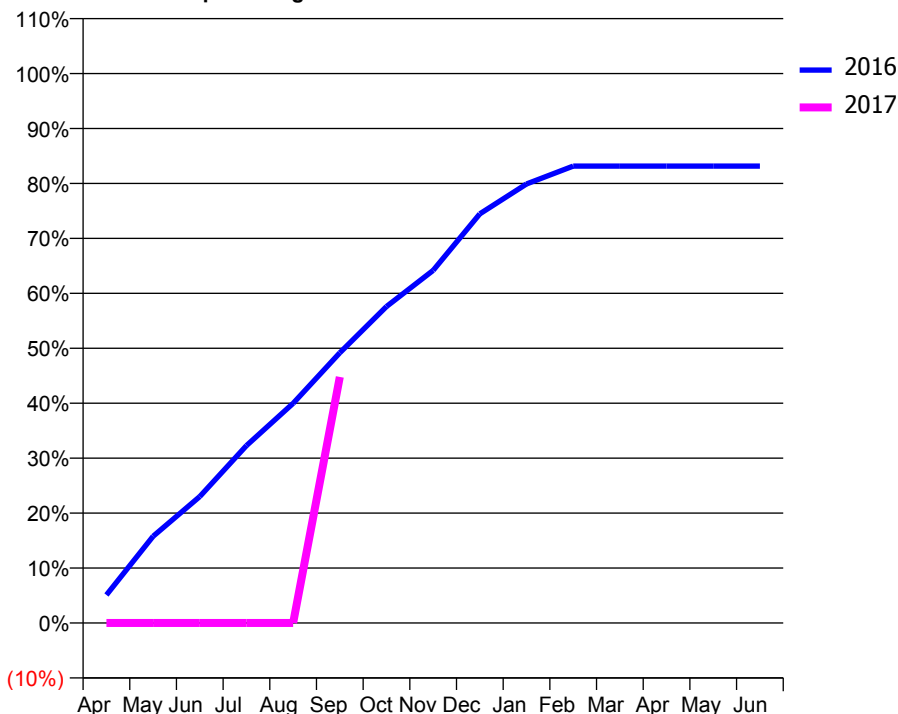
ACCESS*

Patients seen in 24 months	Total	Change since previous quarter
Quarter ending September 2015	1,665	
Quarter ending December 2015	1,648	↓
Quarter ending March 2016	1,565	↓
Quarter ending June 2016	1,485	↓
Quarter ending September 2016	1,652	↑
Variance since September 2015	(0.8%)	→



ACTIVITY

Cumulative percentage of contracted UDA delivered 2016 & 2017



Month	Adjusted Scheduled Activity (UDA)	
	2016	2017
April	145	0
May	448	0
June	654	0
July	917	0
August	1,136	0
September	1,397	1,272
October	1,636	
November	1,823	
December	2,115	
January	2,270	
February	2,362	
March	2,362	
April	2,362	
May	2,362	
June	2,362	

QUALITY

	Quantity	Base Number	Contract	AT	Region	England
% of FP17s for the same patient ID Re-attending within 3 months - Children	4	195	2.1%	11.4%	12.0%	12.4%
% of FP17s for the same patient ID Re-attending within 3 months - Adults	27	637	4.2%	14.8%	15.9%	16.7%
% of FP17s for the same patient ID Re-attending between 3 & 9 months - Children	60	195	30.8%	55.6%	58.6%	57.4%
% of FP17s for the same patient ID Re-attending between 3 & 9 months - Adults	137	637	21.5%	48.1%	51.6%	50.5%
% of FP17s for Band 1 Urgent Courses	52	720	7.2%	8.3%	8.0%	9.1%
% of FP17s Relating to Free Repair or Replacements	0	720	0.0%	0.7%	0.8%	0.8%
% of FP17s Relating to Continuations	0	720	0.0%	1.0%	1.3%	1.3%
% of Patients satisfied with the dentistry they have received	0	0	N/A	94.0%	93.1%	93.2%
% of Patients satisfied with the time they had to wait for an appointment	0	0	N/A	87.5%	89.1%	89.0%

* This is based on patients treated on this contract for their most recent course of treatment. Figures in italics indicate the base number of FP17s or Patient Questionnaire responses are less than 100. N/A is shown where the base number of responses is less than 10 during the period. % is calculated as Quantity/Base number*100

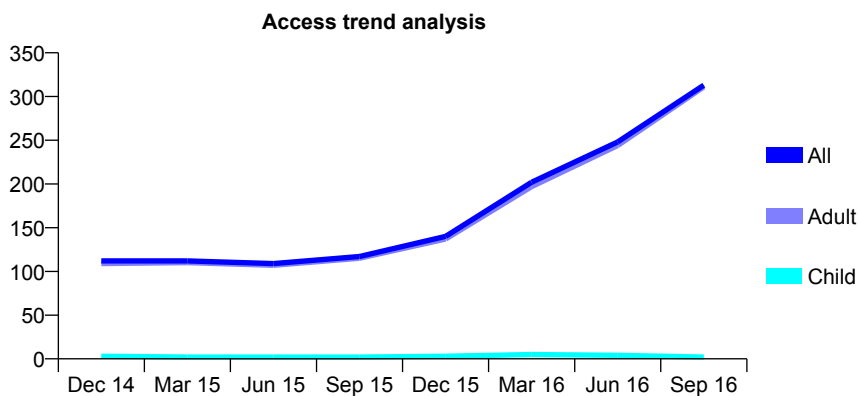
Q58 - Vital Signs At a Glance Contract Report for 128775/0001 - September 2016

Name or company name	MOS Hertfordshire LTD
Contract type name	PDS Contract
Purpose of contract	General
Contract start date	01/11/2012
Contract end date	31/03/2018

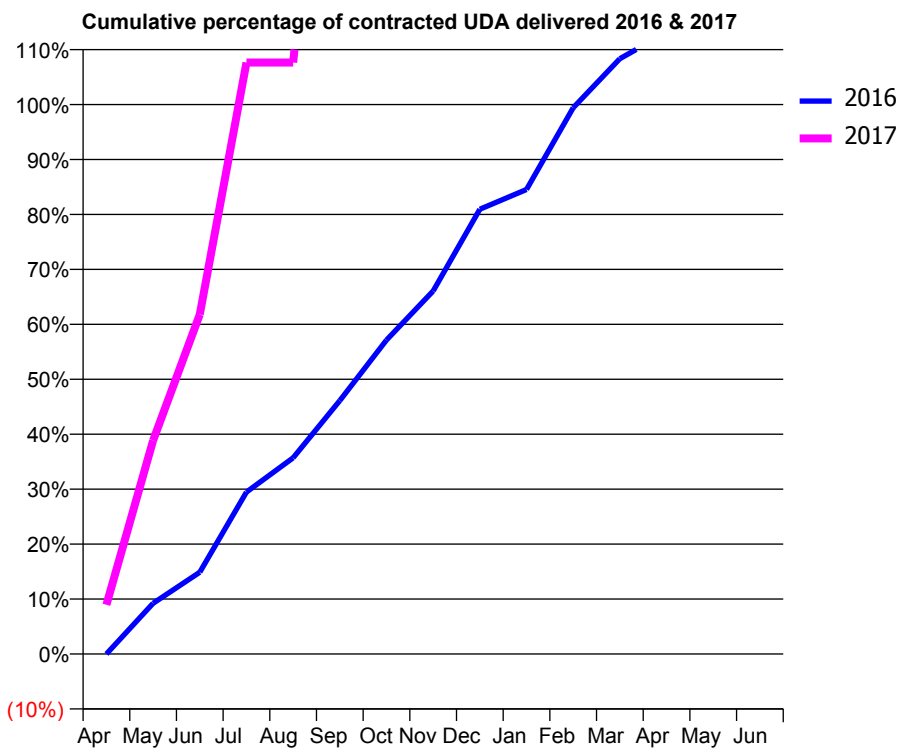
16/17 Contracted general activity (UDA)	301
Carry forward general activity (UDA)	0
16/17 Contracted orthodontic activity (UOA)	0
Carry forward orthodontic activity (UOA)	0
Baseline contract value	£33,600.75

ACCESS*

Patients seen in 24 months	Total	Change since previous quarter
Quarter ending September 2015	117	
Quarter ending December 2015	140	↑
Quarter ending March 2016	202	↑
Quarter ending June 2016	248	↑
Quarter ending September 2016	313	↑
Variance since September 2015	167.5%	↑



ACTIVITY



Month	Adjusted Scheduled Activity (UDA)	
	2016	2017
April	0	27
May	93	117
June	150	186
July	297	324
August	360	324
September	465	558
October	576	
November	666	
December	816	
January	852	
February	1,002	
March	1,092	
April	1,140	
May	1,140	
June	1,140	

QUALITY

	Quantity	Base Number	Contract	AT	Region	England
% of FP17s for the same patient ID Re-attending within 3 months - Children	0	2	0.0%	11.4%	12.0%	12.4%
% of FP17s for the same patient ID Re-attending within 3 months - Adults	3	199	1.5%	14.8%	15.9%	16.7%
% of FP17s for the same patient ID Re-attending between 3 & 9 months - Children	0	2	0.0%	55.6%	58.6%	57.4%
% of FP17s for the same patient ID Re-attending between 3 & 9 months - Adults	1	199	0.5%	48.1%	51.6%	50.5%
% of FP17s for Band 1 Urgent Courses	0	186	0.0%	8.3%	8.0%	9.1%
% of FP17s Relating to Free Repair or Replacements	0	186	0.0%	0.7%	0.8%	0.8%
% of FP17s Relating to Continuations	0	186	0.0%	1.0%	1.3%	1.3%
% of Patients satisfied with the dentistry they have received	0	0	N/A	94.0%	93.1%	93.2%
% of Patients satisfied with the time they had to wait for an appointment	0	0	N/A	87.5%	89.1%	89.0%

* This is based on patients treated on this contract for their most recent course of treatment. Figures in italics indicate the base number of FP17s or Patient Questionnaire responses are less than 100. N/A is shown where the base number of responses is less than 10 during the period. % is calculated as Quantity/Base number*100

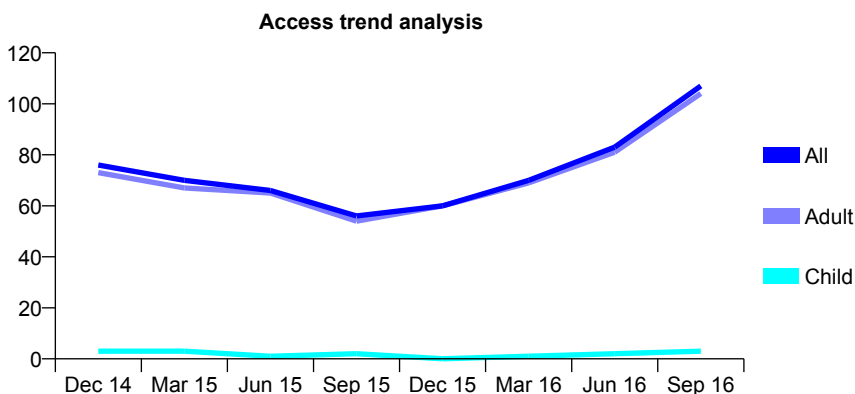
Q58 - Vital Signs At a Glance Contract Report for 128775/0002 - September 2016

Name or company name	MOS Hertfordshire LTD
Contract type name	PDS Contract
Purpose of contract	General
Contract start date	01/11/2012
Contract end date	31/03/2018

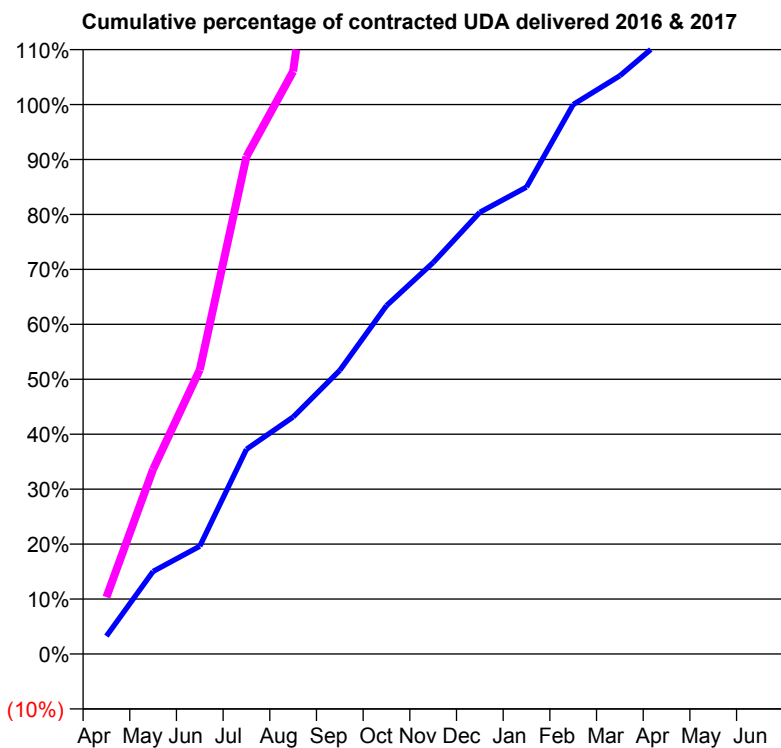
16/17 Contracted general activity (UDA)	116
Carry forward general activity (UDA)	0
16/17 Contracted orthodontic activity (UOA)	0
Carry forward orthodontic activity (UOA)	0
Baseline contract value	£16,200.75

ACCESS*

Patients seen in 24 months	Total	Change since previous quarter
Quarter ending September 2015	56	
Quarter ending December 2015	60	↑
Quarter ending March 2016	70	↑
Quarter ending June 2016	83	↑
Quarter ending September 2016	107	↑
Variance since September 2015	91.1%	↑



ACTIVITY



Month	Adjusted Scheduled Activity (UDA)	
	2016	2017
April	15	12
May	69	39
June	90	60
July	171	105
August	198	123
September	237	192
October	291	
November	327	
December	369	
January	390	
February	459	
March	483	
April	516	
May	519	
June	519	

QUALITY

	Quantity	Base Number	Contract	AT	Region	England
% of FP17s for the same patient ID Re-attending within 3 months - Children	0	2	0.0%	11.4%	12.0%	12.4%
% of FP17s for the same patient ID Re-attending within 3 months - Adults	0	74	0.0%	14.8%	15.9%	16.7%
% of FP17s for the same patient ID Re-attending between 3 & 9 months - Children	0	2	0.0%	55.6%	58.6%	57.4%
% of FP17s for the same patient ID Re-attending between 3 & 9 months - Adults	0	74	0.0%	48.1%	51.6%	50.5%
% of FP17s for Band 1 Urgent Courses	0	64	0.0%	8.3%	8.0%	9.1%
% of FP17s Relating to Free Repair or Replacements	0	64	0.0%	0.7%	0.8%	0.8%
% of FP17s Relating to Continuations	0	64	0.0%	1.0%	1.3%	1.3%
% of Patients satisfied with the dentistry they have received	0	0	N/A	94.0%	93.1%	93.2%
% of Patients satisfied with the time they had to wait for an appointment	0	0	N/A	87.5%	89.1%	89.0%

* This is based on patients treated on this contract for their most recent course of treatment. Figures in italics indicate the base number of FP17s or Patient Questionnaire responses are less than 100. N/A is shown where the base number of responses is less than 10 during the period. % is calculated as Quantity/Base number*100

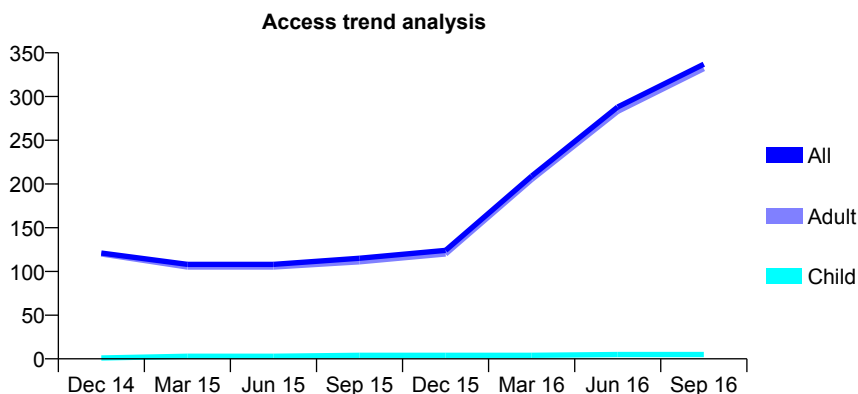
Q58 - Vital Signs At a Glance Contract Report for 128775/0003 - September 2016

Name or company name	MOS Hertfordshire LTD
Contract type name	PDS Contract
Purpose of contract	General
Contract start date	01/11/2012
Contract end date	31/03/2018

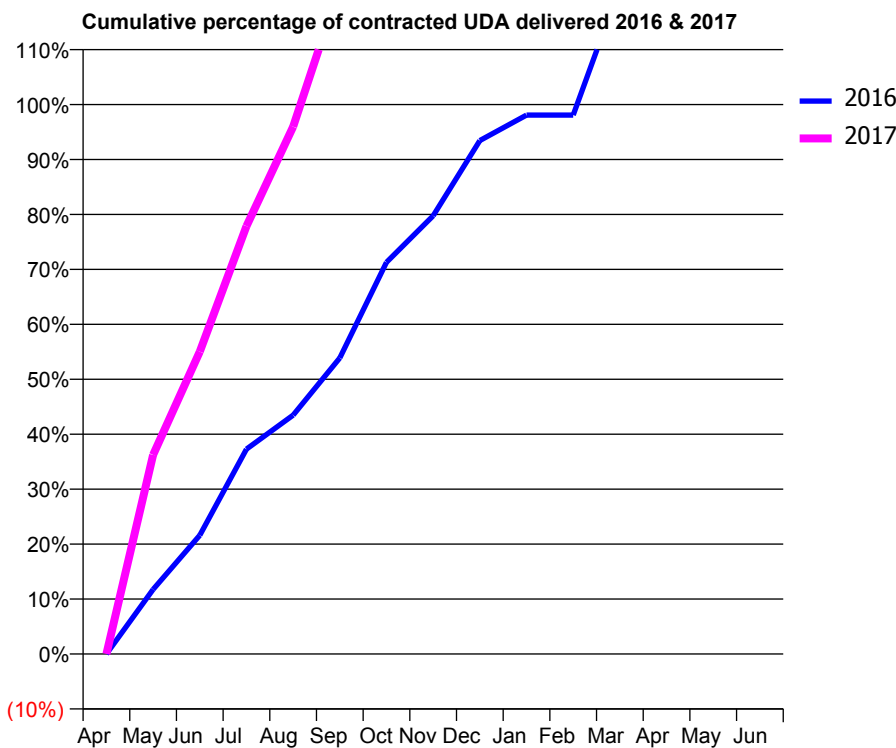
16/17 Contracted general activity (UDA)	447
Carry forward general activity (UDA)	0
16/17 Contracted orthodontic activity (UOA)	0
Carry forward orthodontic activity (UOA)	0
Baseline contract value	£33,267.43

ACCESS*

Patients seen in 24 months	Total	Change since previous quarter
Quarter ending September 2015	115	
Quarter ending December 2015	124	↑
Quarter ending March 2016	209	↑
Quarter ending June 2016	288	↑
Quarter ending September 2016	337	↑
Variance since September 2015	193.0%	↑



ACTIVITY



Month	Adjusted Scheduled Activity (UDA)	
	2016	2017
April	0	0
May	129	162
June	237	246
July	409	348
August	477	429
September	591	543
October	782	
November	875	
December	1,025	
January	1,076	
February	1,076	
March	1,331	
April	1,403	
May	1,421	
June	1,421	

QUALITY

	Quantity	Base Number	Contract	AT	Region	England
% of FP17s for the same patient ID Re-attending within 3 months - Children	0	6	0.0%	11.4%	12.0%	12.4%
% of FP17s for the same patient ID Re-attending within 3 months - Adults	1	204	0.5%	14.8%	15.9%	16.7%
% of FP17s for the same patient ID Re-attending between 3 & 9 months - Children	0	6	0.0%	55.6%	58.6%	57.4%
% of FP17s for the same patient ID Re-attending between 3 & 9 months - Adults	2	204	1.0%	48.1%	51.6%	50.5%
% of FP17s for Band 1 Urgent Courses	0	181	0.0%	8.3%	8.0%	9.1%
% of FP17s Relating to Free Repair or Replacements	0	181	0.0%	0.7%	0.8%	0.8%
% of FP17s Relating to Continuations	0	181	0.0%	1.0%	1.3%	1.3%
% of Patients satisfied with the dentistry they have received	0	0	N/A	94.0%	93.1%	93.2%
% of Patients satisfied with the time they had to wait for an appointment	0	0	N/A	87.5%	89.1%	89.0%

* This is based on patients treated on this contract for their most recent course of treatment. Figures in italics indicate the base number of FP17s or Patient Questionnaire responses are less than 100. N/A is shown where the base number of responses is less than 10 during the period. % is calculated as Quantity/Base number*100

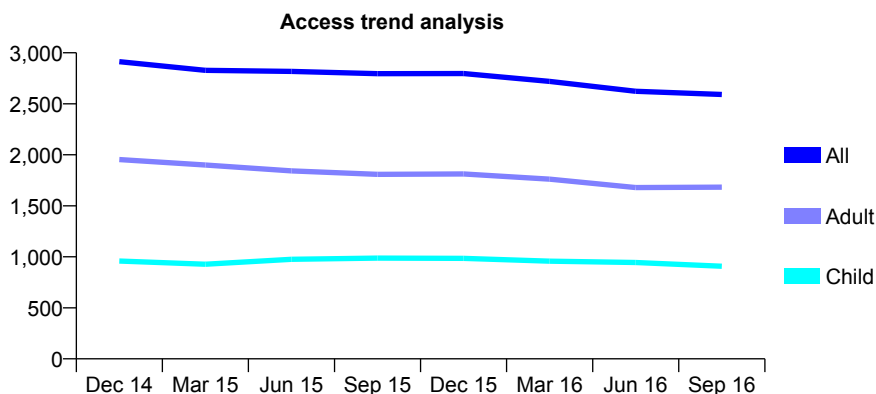
Q58 - Vital Signs At a Glance Contract Report for 129151/0002 - September 2016

Name or company name	Bargain Dentist.Com Limited
Contract type name	GDS Contract
Purpose of contract	General
Contract start date	01/04/2009
Contract end date	

16/17 Contracted general activity (UDA)	7,808
Carry forward general activity (UDA)	0
16/17 Contracted orthodontic activity (UOA)	0
Carry forward orthodontic activity (UOA)	0
Baseline contract value	£230,139.83

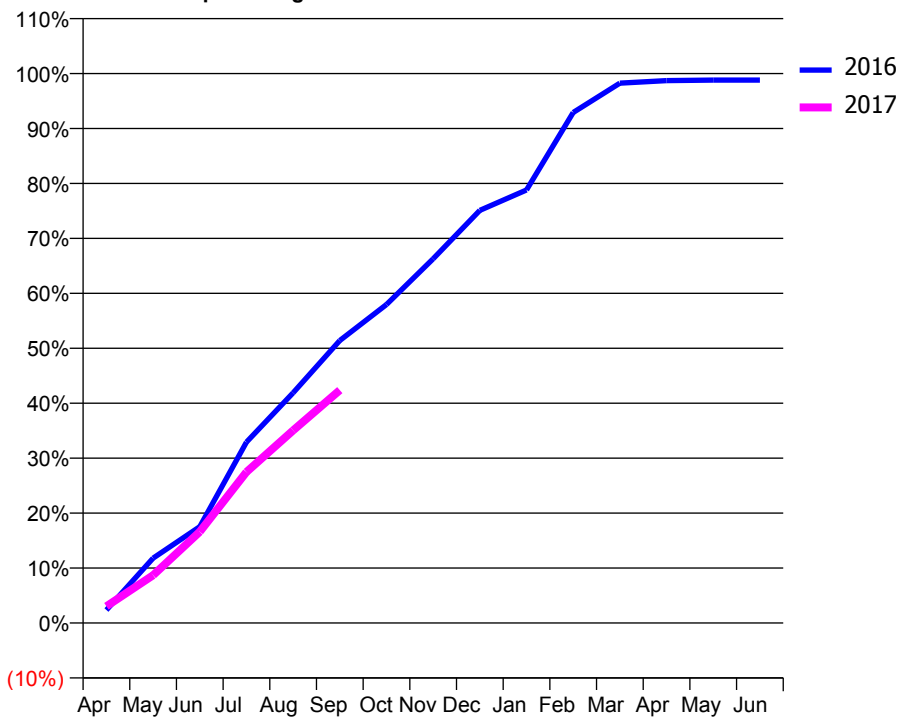
ACCESS*

Patients seen in 24 months	Total	Change since previous quarter
Quarter ending September 2015	2,796	
Quarter ending December 2015	2,797	→
Quarter ending March 2016	2,719	↓
Quarter ending June 2016	2,623	↓
Quarter ending September 2016	2,591	↓
Variance since September 2015	(7.3%)	↓



ACTIVITY

Cumulative percentage of contracted UDA delivered 2016 & 2017



Adjusted Scheduled Activity (UDA)

Month	2016	2017
April	186	237
May	922	680
June	1,369	1,297
July	2,569	2,146
August	3,272	2,736
September	4,014	3,309
October	4,526	
November	5,175	
December	5,864	
January	6,152	
February	7,254	
March	7,670	
April	7,706	
May	7,715	
June	7,715	

QUALITY

	Quantity	Base Number	Contract	AT	Region	England
% of FP17s for the same patient ID Re-attending within 3 months - Children	19	593	3.2%	11.4%	12.0%	12.4%
% of FP17s for the same patient ID Re-attending within 3 months - Adults	52	713	7.3%	14.8%	15.9%	16.7%
% of FP17s for the same patient ID Re-attending between 3 & 9 months - Children	357	593	60.2%	55.6%	58.6%	57.4%
% of FP17s for the same patient ID Re-attending between 3 & 9 months - Adults	258	713	36.2%	48.1%	51.6%	50.5%
% of FP17s for Band 1 Urgent Courses	55	1,290	4.3%	8.3%	8.0%	9.1%
% of FP17s Relating to Free Repair or Replacements	0	1,290	0.0%	0.7%	0.8%	0.8%
% of FP17s Relating to Continuations	9	1,290	0.7%	1.0%	1.3%	1.3%
% of Patients satisfied with the dentistry they have received	1	1	N/A	94.0%	93.1%	93.2%
% of Patients satisfied with the time they had to wait for an appointment	1	1	N/A	87.5%	89.1%	89.0%

* This is based on patients treated on this contract for their most recent course of treatment. Figures in italics indicate the base number of FP17s or Patient Questionnaire responses are less than 100. N/A is shown where the base number of responses is less than 10 during the period. % is calculated as Quantity/Base number*100

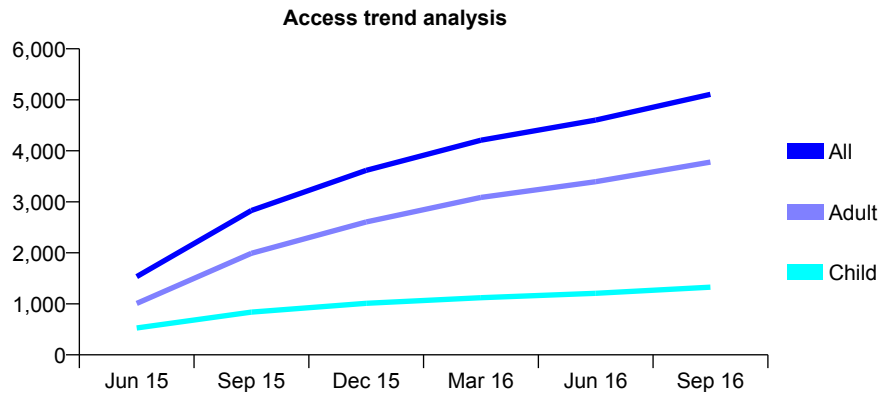
Q58 - Vital Signs At a Glance Contract Report for 129755/0003 - September 2016

Name or company name	Experdental Limited
Contract type name	GDS Contract
Purpose of contract	General
Contract start date	01/04/2015
Contract end date	

16/17 Contracted general activity (UDA)	25,000
Carry forward general activity (UDA)	0
16/17 Contracted orthodontic activity (UOA)	0
Carry forward orthodontic activity (UOA)	0
Baseline contract value	£652,391.47

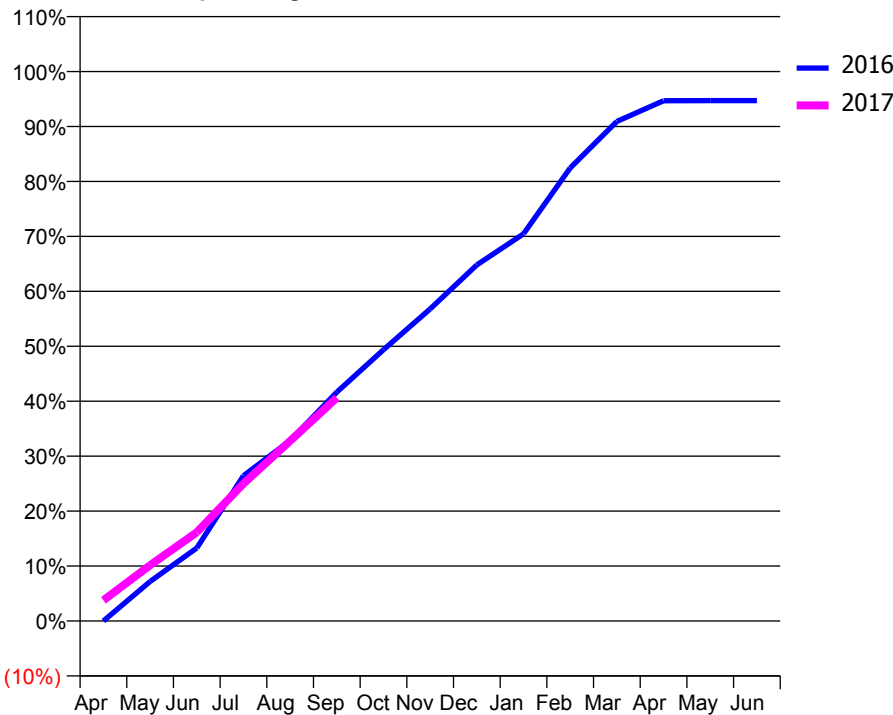
ACCESS*

Patients seen in 24 months	Total	Change since previous quarter
Quarter ending September 2015	2,829	
Quarter ending December 2015	3,616	↑
Quarter ending March 2016	4,207	↑
Quarter ending June 2016	4,602	↑
Quarter ending September 2016	5,106	↑
Variance since September 2015	80.5%	↑



ACTIVITY

Cumulative percentage of contracted UDA delivered 2016 & 2017



Month	Adjusted Scheduled Activity (UDA)	
	2016	2017
April	0	945
May	1,786	2,541
June	3,298	4,037
July	6,559	6,252
August	8,151	8,194
September	10,335	10,158
October	12,247	
November	14,090	
December	16,077	
January	17,483	
February	20,454	
March	22,554	
April	23,486	
May	23,493	
June	23,492	

QUALITY

	Quantity	Base Number	Contract	AT	Region	England
% of FP17s for the same patient ID Re-attending within 3 months - Children	32	802	4.0%	11.4%	12.0%	12.4%
% of FP17s for the same patient ID Re-attending within 3 months - Adults	155	2,159	7.2%	14.8%	15.9%	16.7%
% of FP17s for the same patient ID Re-attending between 3 & 9 months - Children	356	802	44.4%	55.6%	58.6%	57.4%
% of FP17s for the same patient ID Re-attending between 3 & 9 months - Adults	819	2,159	37.9%	48.1%	51.6%	50.5%
% of FP17s for Band 1 Urgent Courses	168	2,748	6.1%	8.3%	8.0%	9.1%
% of FP17s Relating to Free Repair or Replacements	29	2,748	1.1%	0.7%	0.8%	0.8%
% of FP17s Relating to Continuations	15	2,748	0.5%	1.0%	1.3%	1.3%
% of Patients satisfied with the dentistry they have received	2	2	N/A	94.0%	93.1%	93.2%
% of Patients satisfied with the time they had to wait for an appointment	2	2	N/A	87.5%	89.1%	89.0%

* This is based on patients treated on this contract for their most recent course of treatment. Figures in italics indicate the base number of FP17s or Patient Questionnaire responses are less than 100. N/A is shown where the base number of responses is less than 10 during the period. % is calculated as Quantity/Base number*100

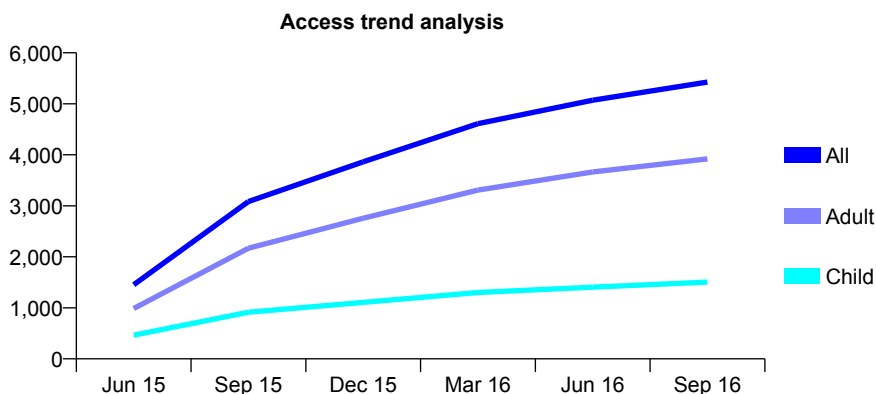
Q58 - Vital Signs At a Glance Contract Report for 129755/0004 - September 2016

Name or company name	Experdental Limited
Contract type name	GDS Contract
Purpose of contract	General
Contract start date	01/04/2015
Contract end date	

16/17 Contracted general activity (UDA)	23,755
Carry forward general activity (UDA)	0
16/17 Contracted orthodontic activity (UOA)	0
Carry forward orthodontic activity (UOA)	0
Baseline contract value	£607,864.79

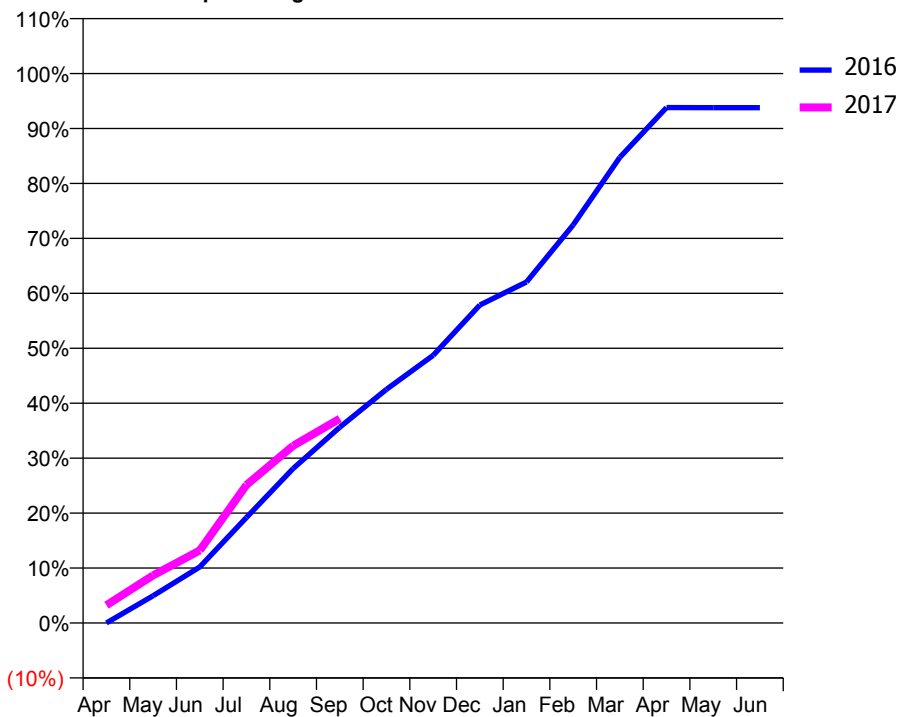
ACCESS*

Patients seen in 24 months	Total	Change since previous quarter
Quarter ending September 2015	3,083	
Quarter ending December 2015	3,864	↑
Quarter ending March 2016	4,610	↑
Quarter ending June 2016	5,071	↑
Quarter ending September 2016	5,425	↑
Variance since September 2015	76.0%	↑



ACTIVITY

Cumulative percentage of contracted UDA delivered 2016 & 2017



Adjusted Scheduled Activity (UDA)

Month	2016	2017
April	0	767
May	1,172	2,059
June	2,416	3,140
July	4,548	5,968
August	6,654	7,663
September	8,439	8,835
October	10,066	
November	11,534	
December	13,696	
January	14,691	
February	17,153	
March	20,067	
April	22,209	
May	22,199	
June	22,199	

QUALITY

	Quantity	Base Number	Contract	AT	Region	England
% of FP17s for the same patient ID Re-attending within 3 months - Children	61	1,067	5.7%	11.4%	12.0%	12.4%
% of FP17s for the same patient ID Re-attending within 3 months - Adults	240	2,437	9.8%	14.8%	15.9%	16.7%
% of FP17s for the same patient ID Re-attending between 3 & 9 months - Children	611	1,067	57.3%	55.6%	58.6%	57.4%
% of FP17s for the same patient ID Re-attending between 3 & 9 months - Adults	1,162	2,437	47.7%	48.1%	51.6%	50.5%
% of FP17s for Band 1 Urgent Courses	227	3,057	7.4%	8.3%	8.0%	9.1%
% of FP17s Relating to Free Repair or Replacements	16	3,057	0.5%	0.7%	0.8%	0.8%
% of FP17s Relating to Continuations	33	3,057	1.1%	1.0%	1.3%	1.3%
% of Patients satisfied with the dentistry they have received	5	5	N/A	94.0%	93.1%	93.2%
% of Patients satisfied with the time they had to wait for an appointment	5	5	N/A	87.5%	89.1%	89.0%

* This is based on patients treated on this contract for their most recent course of treatment. Figures in italics indicate the base number of FP17s or Patient Questionnaire responses are less than 100. N/A is shown where the base number of responses is less than 10 during the period. % is calculated as Quantity/Base number*100

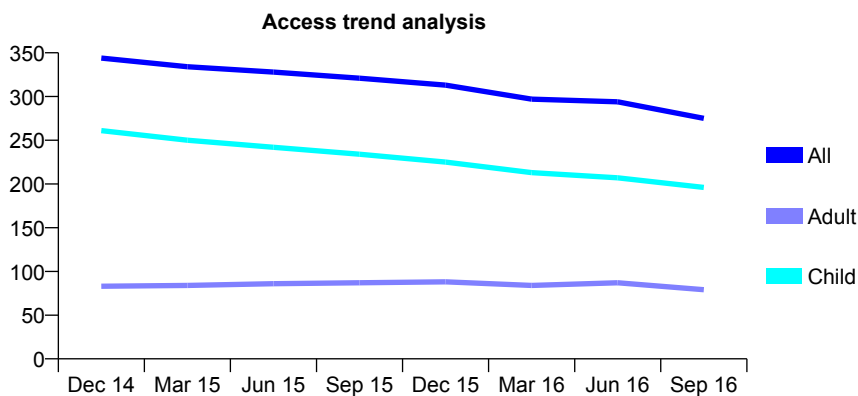
Q58 - Vital Signs At a Glance Contract Report for 130338/0001 - September 2016

Name or company name	Berkhamsted Dental Practice
Contract type name	GDS Contract
Purpose of contract	General
Contract start date	01/11/2007
Contract end date	

16/17 Contracted general activity (UDA)	540
Carry forward general activity (UDA)	0
16/17 Contracted orthodontic activity (UOA)	0
Carry forward orthodontic activity (UOA)	0
Baseline contract value	£11,405.55

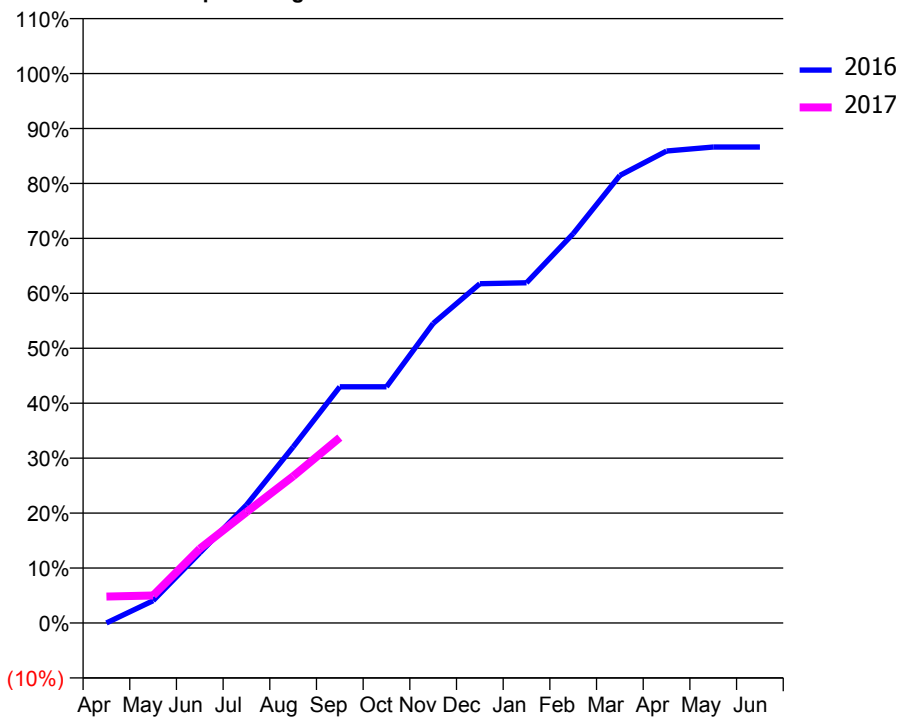
ACCESS*

Patients seen in 24 months	Total	Change since previous quarter
Quarter ending September 2015	321	
Quarter ending December 2015	313	↓
Quarter ending March 2016	297	↓
Quarter ending June 2016	294	↓
Quarter ending September 2016	275	↓
Variance since September 2015	(14.3%)	↓



ACTIVITY

Cumulative percentage of contracted UDA delivered 2016 & 2017



Adjusted Scheduled Activity (UDA)

Month	2016	2017
April	0	26
May	22	27
June	69	73
July	116	109
August	173	144
September	232	182
October	232	
November	294	
December	333	
January	334	
February	383	
March	440	
April	464	
May	468	
June	468	

QUALITY

	Quantity	Base Number	Contract	AT	Region	England
% of FP17s for the same patient ID Re-attending within 3 months - Children	1	161	0.6%	11.4%	12.0%	12.4%
% of FP17s for the same patient ID Re-attending within 3 months - Adults	0	21	0.0%	14.8%	15.9%	16.7%
% of FP17s for the same patient ID Re-attending between 3 & 9 months - Children	123	161	76.4%	55.6%	58.6%	57.4%
% of FP17s for the same patient ID Re-attending between 3 & 9 months - Adults	18	21	85.7%	48.1%	51.6%	50.5%
% of FP17s for Band 1 Urgent Courses	1	154	0.6%	8.3%	8.0%	9.1%
% of FP17s Relating to Free Repair or Replacements	0	154	0.0%	0.7%	0.8%	0.8%
% of FP17s Relating to Continuations	0	154	0.0%	1.0%	1.3%	1.3%
% of Patients satisfied with the dentistry they have received	0	0	N/A	94.0%	93.1%	93.2%
% of Patients satisfied with the time they had to wait for an appointment	0	0	N/A	87.5%	89.1%	89.0%

* This is based on patients treated on this contract for their most recent course of treatment. Figures in italics indicate the base number of FP17s or Patient Questionnaire responses are less than 100. N/A is shown where the base number of responses is less than 10 during the period. % is calculated as Quantity/Base number*100

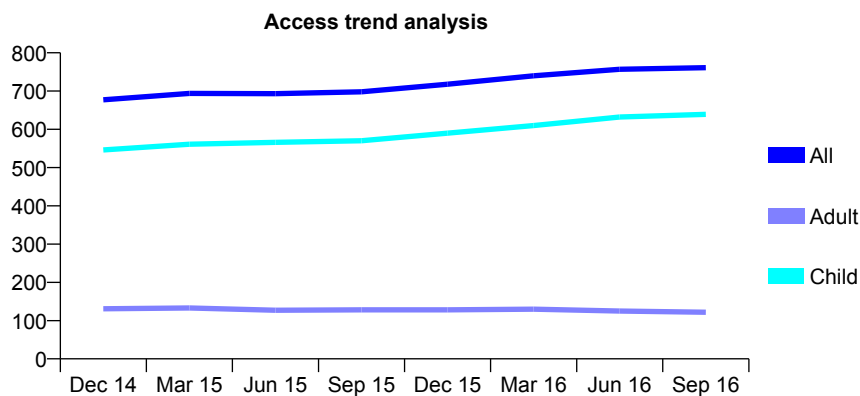
Q58 - Vital Signs At a Glance Contract Report for 130605/0001 - September 2016

Name or company name	Admiral House Dental Practice
Contract type name	GDS Contract
Purpose of contract	General
Contract start date	01/07/2010
Contract end date	

16/17 Contracted general activity (UDA)	1,240
Carry forward general activity (UDA)	0
16/17 Contracted orthodontic activity (UOA)	0
Carry forward orthodontic activity (UOA)	0
Baseline contract value	£34,536.63

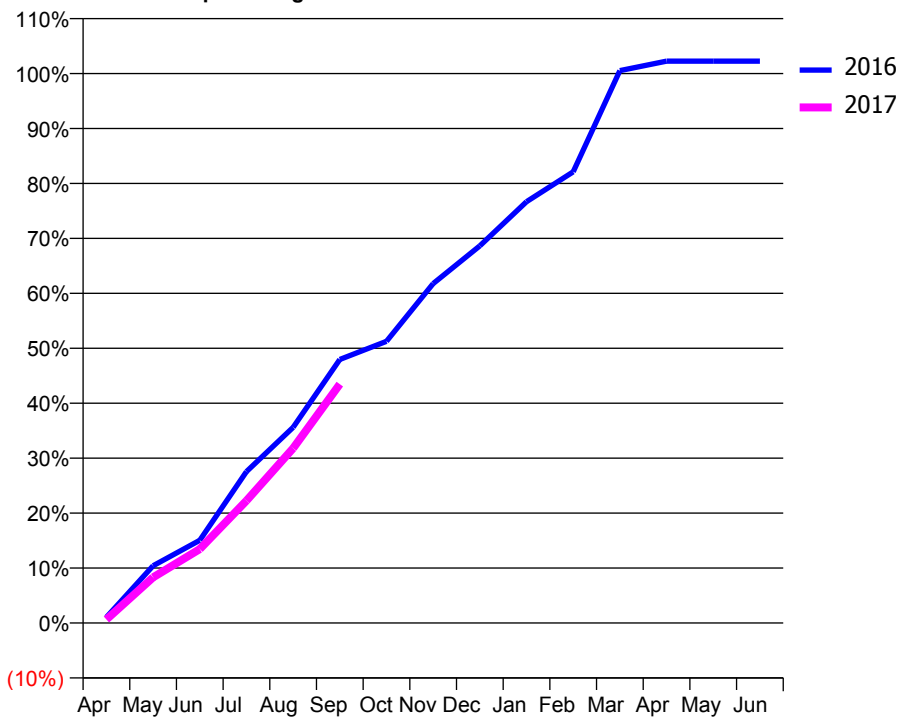
ACCESS*

Patients seen in 24 months	Total	Change since previous quarter
Quarter ending September 2015	698	
Quarter ending December 2015	718	↑
Quarter ending March 2016	740	↑
Quarter ending June 2016	757	↑
Quarter ending September 2016	761	→
Variance since September 2015	9.0%	↑



ACTIVITY

Cumulative percentage of contracted UDA delivered 2016 & 2017



Adjusted Scheduled Activity (UDA)

Month	2016	2017
April	13	8
May	129	103
June	187	167
July	342	276
August	442	394
September	595	539
October	636	
November	766	
December	851	
January	951	
February	1,018	
March	1,247	
April	1,268	
May	1,268	
June	1,268	

QUALITY

	Quantity	Base Number	Contract	AT	Region	England
% of FP17s for the same patient ID Re-attending within 3 months - Children	19	454	4.2%	11.4%	12.0%	12.4%
% of FP17s for the same patient ID Re-attending within 3 months - Adults	1	19	5.3%	14.8%	15.9%	16.7%
% of FP17s for the same patient ID Re-attending between 3 & 9 months - Children	259	454	57.0%	55.6%	58.6%	57.4%
% of FP17s for the same patient ID Re-attending between 3 & 9 months - Adults	10	19	52.6%	48.1%	51.6%	50.5%
% of FP17s for Band 1 Urgent Courses	5	454	1.1%	8.3%	8.0%	9.1%
% of FP17s Relating to Free Repair or Replacements	0	454	0.0%	0.7%	0.8%	0.8%
% of FP17s Relating to Continuations	0	454	0.0%	1.0%	1.3%	1.3%
% of Patients satisfied with the dentistry they have received	1	1	N/A	94.0%	93.1%	93.2%
% of Patients satisfied with the time they had to wait for an appointment	1	1	N/A	87.5%	89.1%	89.0%

* This is based on patients treated on this contract for their most recent course of treatment. Figures in italics indicate the base number of FP17s or Patient Questionnaire responses are less than 100. N/A is shown where the base number of responses is less than 10 during the period. % is calculated as Quantity/Base number*100

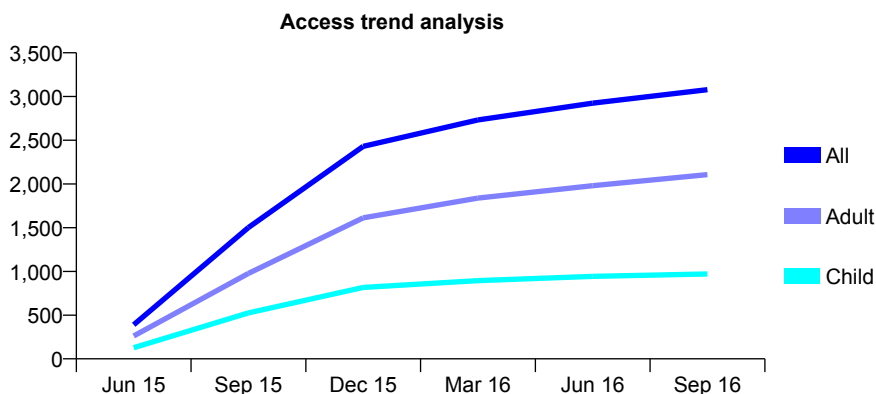
Q58 - Vital Signs At a Glance Contract Report for 130737/0001 - September 2016

Name or company name	Chartwell Dental Practice Limited
Contract type name	GDS Contract
Purpose of contract	General
Contract start date	01/04/2015
Contract end date	

16/17 Contracted general activity (UDA)	11,100
Carry forward general activity (UDA)	0
16/17 Contracted orthodontic activity (UOA)	0
Carry forward orthodontic activity (UOA)	0
Baseline contract value	£299,669.02

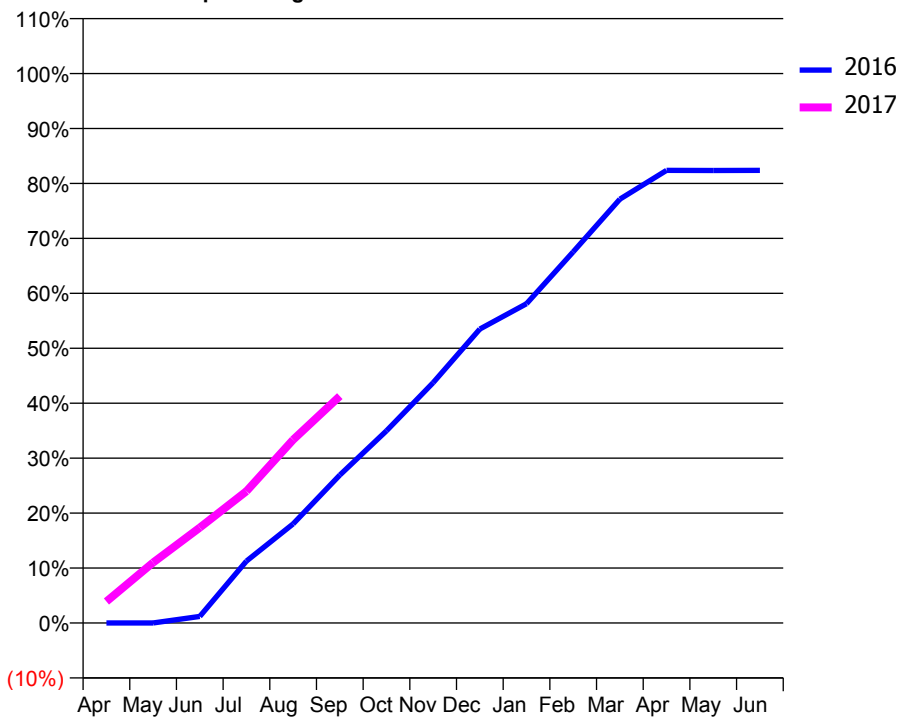
ACCESS*

Patients seen in 24 months	Total	Change since previous quarter
Quarter ending September 2015	1,502	
Quarter ending December 2015	2,430	↑
Quarter ending March 2016	2,732	↑
Quarter ending June 2016	2,924	↑
Quarter ending September 2016	3,078	↑
Variance since September 2015	104.9%	↑



ACTIVITY

Cumulative percentage of contracted UDA delivered 2016 & 2017



Adjusted Scheduled Activity (UDA)

Month	2016	2017
April	0	436
May	0	1,221
June	139	1,927
July	1,298	2,662
August	2,077	3,703
September	3,101	4,582
October	4,029	
November	5,036	
December	6,161	
January	6,690	
February	7,777	
March	8,882	
April	9,486	
May	9,484	
June	9,485	

QUALITY

	Quantity	Base Number	Contract	AT	Region	England
% of FP17s for the same patient ID Re-attending within 3 months - Children	68	885	7.7%	11.4%	12.0%	12.4%
% of FP17s for the same patient ID Re-attending within 3 months - Adults	255	1,811	14.1%	14.8%	15.9%	16.7%
% of FP17s for the same patient ID Re-attending between 3 & 9 months - Children	547	885	61.8%	55.6%	58.6%	57.4%
% of FP17s for the same patient ID Re-attending between 3 & 9 months - Adults	1,040	1,811	57.4%	48.1%	51.6%	50.5%
% of FP17s for Band 1 Urgent Courses	131	2,442	5.4%	8.3%	8.0%	9.1%
% of FP17s Relating to Free Repair or Replacements	11	2,442	0.5%	0.7%	0.8%	0.8%
% of FP17s Relating to Continuations	60	2,442	2.5%	1.0%	1.3%	1.3%
% of Patients satisfied with the dentistry they have received	2	2	N/A	94.0%	93.1%	93.2%
% of Patients satisfied with the time they had to wait for an appointment	2	2	N/A	87.5%	89.1%	89.0%

* This is based on patients treated on this contract for their most recent course of treatment. Figures in italics indicate the base number of FP17s or Patient Questionnaire responses are less than 100. N/A is shown where the base number of responses is less than 10 during the period. % is calculated as Quantity/Base number*100

Q58 - Vital Signs At a Glance Contract Report for 130737/0003 - September 2016

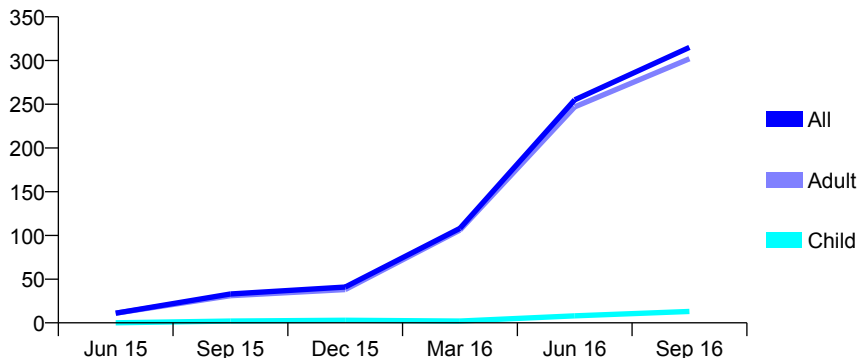
Name or company name	Chartwell Dental Practice Limited
Contract type name	PDS Contract
Purpose of contract	General
Contract start date	01/04/2015
Contract end date	31/03/2018

16/17 Contracted general activity (UDA)	834
Carry forward general activity (UDA)	0
16/17 Contracted orthodontic activity (UOA)	0
Carry forward orthodontic activity (UOA)	0
Baseline contract value	£65,117.56

ACCESS*

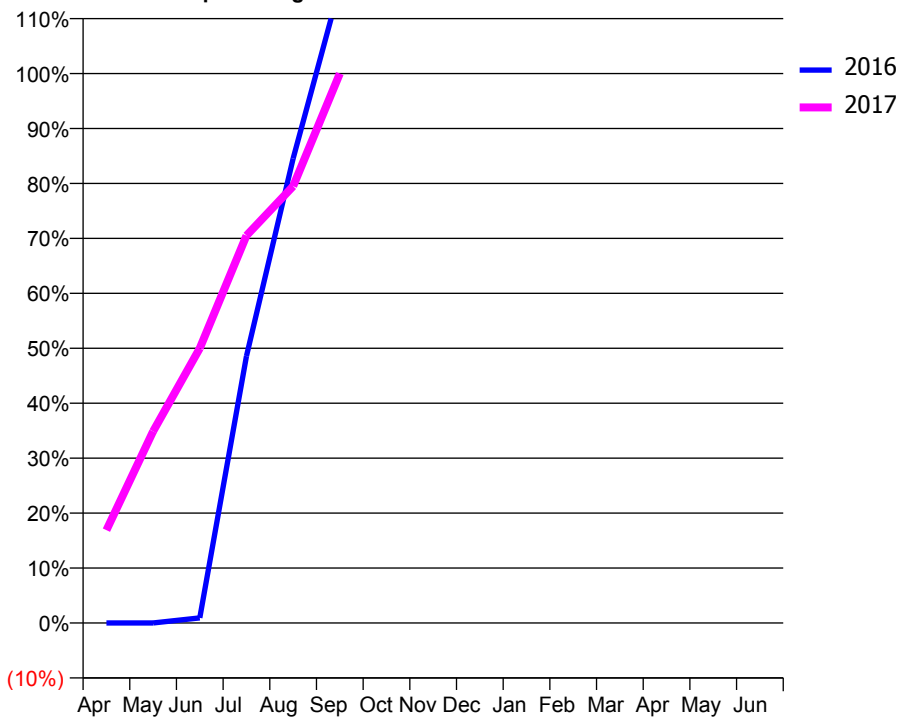
Patients seen in 24 months	Total	Change since previous quarter
Quarter ending September 2015	33	
Quarter ending December 2015	41	↑
Quarter ending March 2016	108	↑
Quarter ending June 2016	255	↑
Quarter ending September 2016	315	↑
Variance since September 2015	854.5%	↑

Access trend analysis



ACTIVITY

Cumulative percentage of contracted UDA delivered 2016 & 2017



Adjusted Scheduled Activity (UDA)

Month	2016	2017
April	0	141
May	0	291
June	3	417
July	154	588
August	268	663
September	367	834
October	487	
November	541	
December	694	
January	697	
February	802	
March	967	
April	970	
May	970	
June	970	

QUALITY

	Quantity	Base Number	Contract	AT	Region	England
% of FP17s for the same patient ID Re-attending within 3 months - Children	0	14	0.0%	11.4%	12.0%	12.4%
% of FP17s for the same patient ID Re-attending within 3 months - Adults	2	265	0.8%	14.8%	15.9%	16.7%
% of FP17s for the same patient ID Re-attending between 3 & 9 months - Children	0	14	0.0%	55.6%	58.6%	57.4%
% of FP17s for the same patient ID Re-attending between 3 & 9 months - Adults	0	265	0.0%	48.1%	51.6%	50.5%
% of FP17s for Band 1 Urgent Courses	0	278	0.0%	8.3%	8.0%	9.1%
% of FP17s Relating to Free Repair or Replacements	0	278	0.0%	0.7%	0.8%	0.8%
% of FP17s Relating to Continuations	0	278	0.0%	1.0%	1.3%	1.3%
% of Patients satisfied with the dentistry they have received	1	1	N/A	94.0%	93.1%	93.2%
% of Patients satisfied with the time they had to wait for an appointment	0	1	N/A	87.5%	89.1%	89.0%

* This is based on patients treated on this contract for their most recent course of treatment. Figures in italics indicate the base number of FP17s or Patient Questionnaire responses are less than 100. N/A is shown where the base number of responses is less than 10 during the period. % is calculated as Quantity/Base number*100

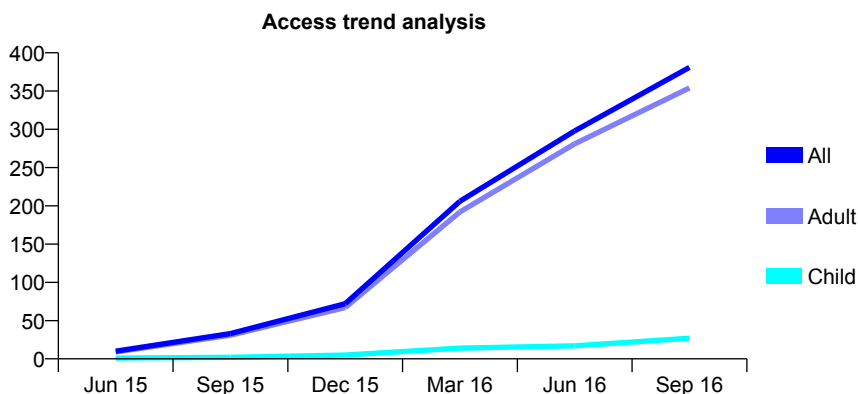
Q58 - Vital Signs At a Glance Contract Report for 130737/0004 - September 2016

Name or company name	Chartwell Dental Practice Limited
Contract type name	PDS Contract
Purpose of contract	General
Contract start date	01/04/2015
Contract end date	31/03/2018

16/17 Contracted general activity (UDA)	1,824
Carry forward general activity (UDA)	0
16/17 Contracted orthodontic activity (UOA)	0
Carry forward orthodontic activity (UOA)	0
Baseline contract value	£227,818.00

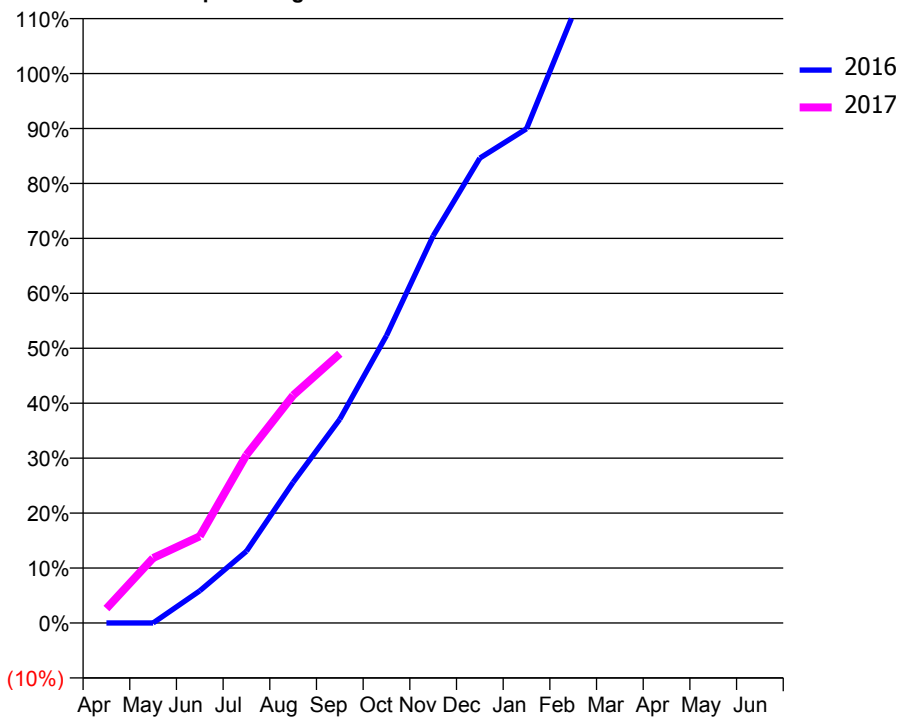
ACCESS*

Patients seen in 24 months	Total	Change since previous quarter
Quarter ending September 2015	33	
Quarter ending December 2015	72	↑
Quarter ending March 2016	206	↑
Quarter ending June 2016	298	↑
Quarter ending September 2016	381	↑
Variance since September 2015	1054.5%	↑



ACTIVITY

Cumulative percentage of contracted UDA delivered 2016 & 2017



Adjusted Scheduled Activity (UDA)

Month	2016	2017
April	0	48
May	0	216
June	66	288
July	147	558
August	288	756
September	417	894
October	588	
November	792	
December	951	
January	1,011	
February	1,245	
March	1,428	
April	1,491	
May	1,491	
June	1,491	

QUALITY

	Quantity	Base Number	Contract	AT	Region	England
% of FP17s for the same patient ID Re-attending within 3 months - Children	0	21	0.0%	11.4%	12.0%	12.4%
% of FP17s for the same patient ID Re-attending within 3 months - Adults	0	298	0.0%	14.8%	15.9%	16.7%
% of FP17s for the same patient ID Re-attending between 3 & 9 months - Children	0	21	0.0%	55.6%	58.6%	57.4%
% of FP17s for the same patient ID Re-attending between 3 & 9 months - Adults	1	298	0.3%	48.1%	51.6%	50.5%
% of FP17s for Band 1 Urgent Courses	0	298	0.0%	8.3%	8.0%	9.1%
% of FP17s Relating to Free Repair or Replacements	0	298	0.0%	0.7%	0.8%	0.8%
% of FP17s Relating to Continuations	0	298	0.0%	1.0%	1.3%	1.3%
% of Patients satisfied with the dentistry they have received	0	0	N/A	94.0%	93.1%	93.2%
% of Patients satisfied with the time they had to wait for an appointment	0	0	N/A	87.5%	89.1%	89.0%

* This is based on patients treated on this contract for their most recent course of treatment. Figures in italics indicate the base number of FP17s or Patient Questionnaire responses are less than 100. N/A is shown where the base number of responses is less than 10 during the period. % is calculated as Quantity/Base number*100

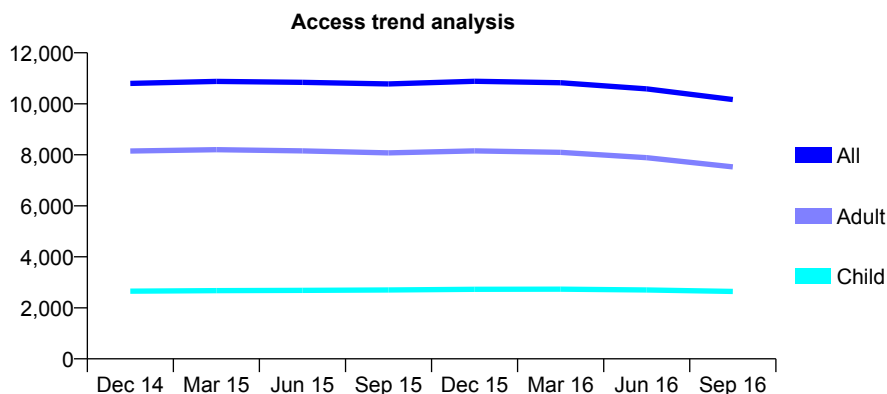
Q58 - Vital Signs At a Glance Contract Report for 131881/0001 - September 2016

Name or company name	Basudev Enterprise Ltd
Contract type name	GDS Contract
Purpose of contract	General
Contract start date	01/02/2012
Contract end date	

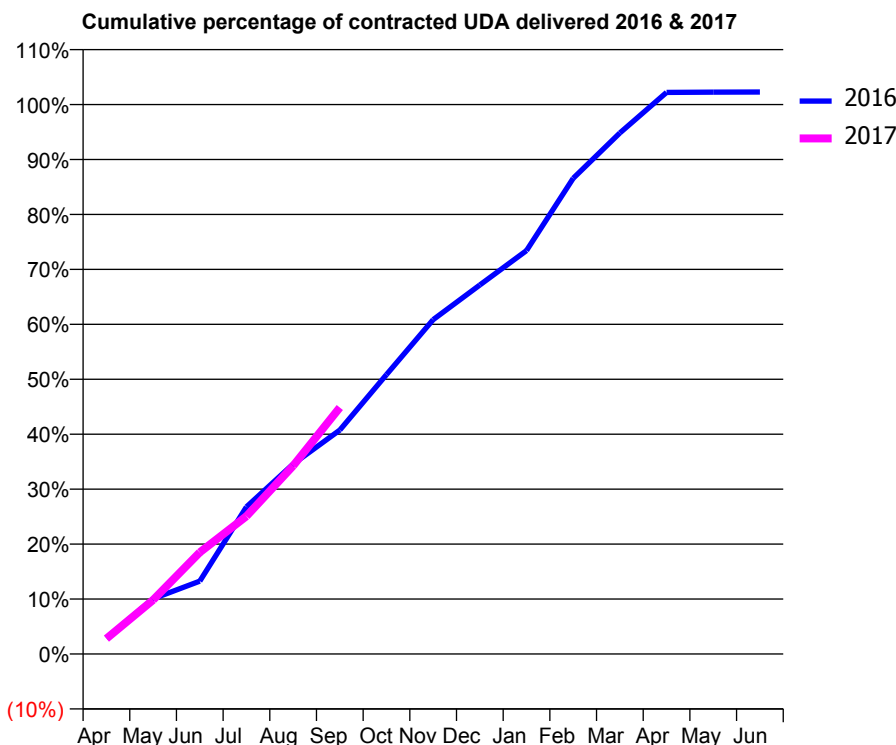
16/17 Contracted general activity (UDA)	28,259
Carry forward general activity (UDA)	0
16/17 Contracted orthodontic activity (UOA)	0
Carry forward orthodontic activity (UOA)	0
Baseline contract value	£645,010.08

ACCESS*

Patients seen in 24 months	Total	Change since previous quarter
Quarter ending September 2015	10,778	
Quarter ending December 2015	10,882	→
Quarter ending March 2016	10,827	→
Quarter ending June 2016	10,585	↓
Quarter ending September 2016	10,169	↓
Variance since September 2015	(5.7%)	↓



ACTIVITY



Month	Adjusted Scheduled Activity (UDA)	
	2016	2017
April	817	795
May	2,845	2,783
June	3,745	5,227
July	7,564	7,091
August	9,769	9,677
September	11,520	12,675
October	14,370	
November	17,196	
December	18,981	
January	20,750	
February	24,464	
March	26,796	
April	28,881	
May	28,895	
June	28,901	

QUALITY

	Quantity	Base Number	Contract	AT	Region	England
% of FP17s for the same patient ID Re-attending within 3 months - Children	244	2,193	11.1%	11.4%	12.0%	12.4%
% of FP17s for the same patient ID Re-attending within 3 months - Adults	885	5,315	16.7%	14.8%	15.9%	16.7%
% of FP17s for the same patient ID Re-attending between 3 & 9 months - Children	1,309	2,193	59.7%	55.6%	58.6%	57.4%
% of FP17s for the same patient ID Re-attending between 3 & 9 months - Adults	3,110	5,315	58.5%	48.1%	51.6%	50.5%
% of FP17s for Band 1 Urgent Courses	471	6,369	7.4%	8.3%	8.0%	9.1%
% of FP17s Relating to Free Repair or Replacements	106	6,369	1.7%	0.7%	0.8%	0.8%
% of FP17s Relating to Continuations	27	6,369	0.4%	1.0%	1.3%	1.3%
% of Patients satisfied with the dentistry they have received	11	13	84.6%	94.0%	93.1%	93.2%
% of Patients satisfied with the time they had to wait for an appointment	11	13	84.6%	87.5%	89.1%	89.0%

* This is based on patients treated on this contract for their most recent course of treatment. Figures in italics indicate the base number of FP17s or Patient Questionnaire responses are less than 100. N/A is shown where the base number of responses is less than 10 during the period. % is calculated as Quantity/Base number*100

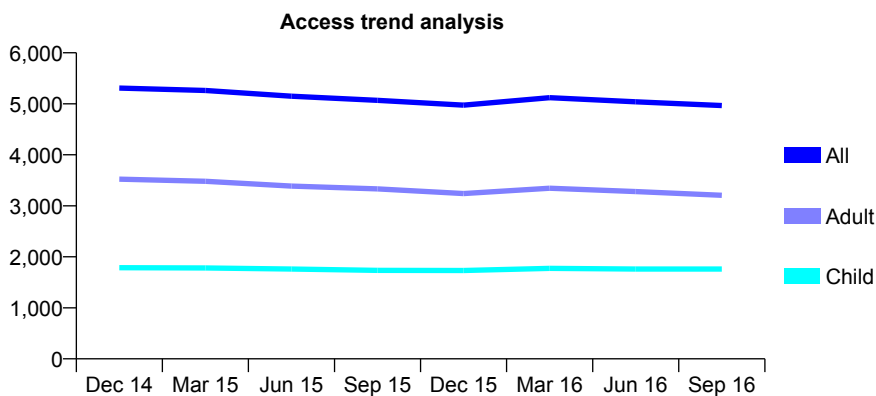
Q58 - Vital Signs At a Glance Contract Report for 134139/0001 - September 2016

Name or company name	The Practice on the Green Dental Care
Contract type name	GDS Contract
Purpose of contract	General
Contract start date	01/11/2007
Contract end date	

16/17 Contracted general activity (UDA)	12,423
Carry forward general activity (UDA)	0
16/17 Contracted orthodontic activity (UOA)	0
Carry forward orthodontic activity (UOA)	0
Baseline contract value	£385,043.90

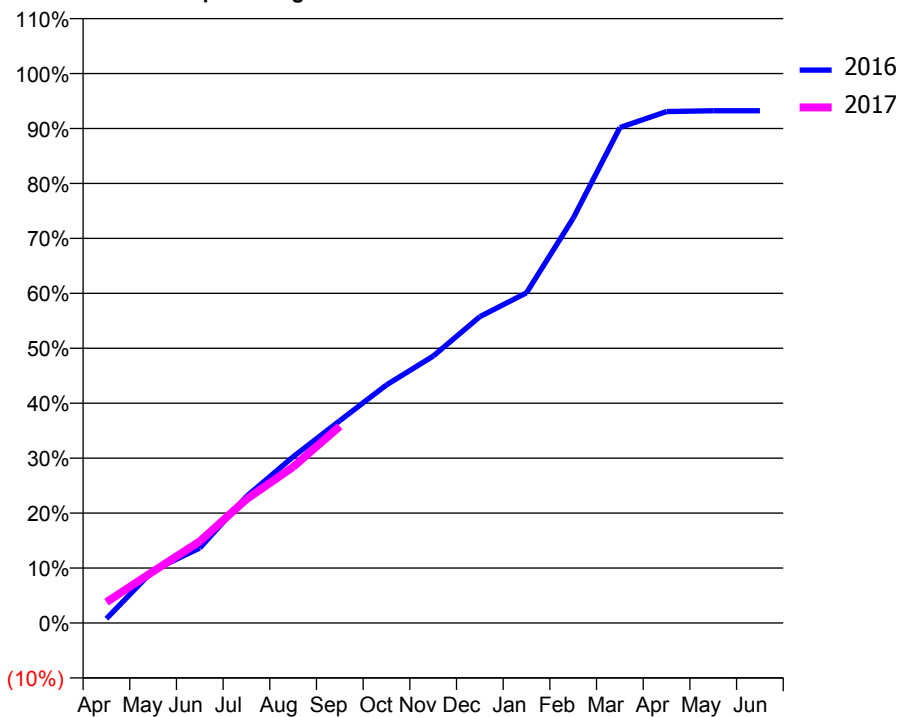
ACCESS*

Patients seen in 24 months	Total	Change since previous quarter
Quarter ending September 2015	5,068	
Quarter ending December 2015	4,973	↓
Quarter ending March 2016	5,120	↑
Quarter ending June 2016	5,040	↓
Quarter ending September 2016	4,966	↓
Variance since September 2015	(2.0%)	↓



ACTIVITY

Cumulative percentage of contracted UDA delivered 2016 & 2017



Adjusted Scheduled Activity (UDA)

Month	2016	2017
April	98	473
May	1,191	1,165
June	1,695	1,847
July	2,862	2,800
August	3,757	3,529
September	4,574	4,448
October	5,381	
November	6,033	
December	6,927	
January	7,466	
February	9,150	
March	11,201	
April	11,563	
May	11,581	
June	11,581	

QUALITY

	Quantity	Base Number	Contract	AT	Region	England
% of FP17s for the same patient ID Re-attending within 3 months - Children	92	1,186	7.8%	11.4%	12.0%	12.4%
% of FP17s for the same patient ID Re-attending within 3 months - Adults	320	1,788	17.9%	14.8%	15.9%	16.7%
% of FP17s for the same patient ID Re-attending between 3 & 9 months - Children	716	1,186	60.4%	55.6%	58.6%	57.4%
% of FP17s for the same patient ID Re-attending between 3 & 9 months - Adults	876	1,788	49.0%	48.1%	51.6%	50.5%
% of FP17s for Band 1 Urgent Courses	460	2,736	16.8%	8.3%	8.0%	9.1%
% of FP17s Relating to Free Repair or Replacements	0	2,736	0.0%	0.7%	0.8%	0.8%
% of FP17s Relating to Continuations	32	2,736	1.2%	1.0%	1.3%	1.3%
% of Patients satisfied with the dentistry they have received	6	6	N/A	94.0%	93.1%	93.2%
% of Patients satisfied with the time they had to wait for an appointment	4	6	N/A	87.5%	89.1%	89.0%

* This is based on patients treated on this contract for their most recent course of treatment. Figures in italics indicate the base number of FP17s or Patient Questionnaire responses are less than 100. N/A is shown where the base number of responses is less than 10 during the period. % is calculated as Quantity/Base number*100

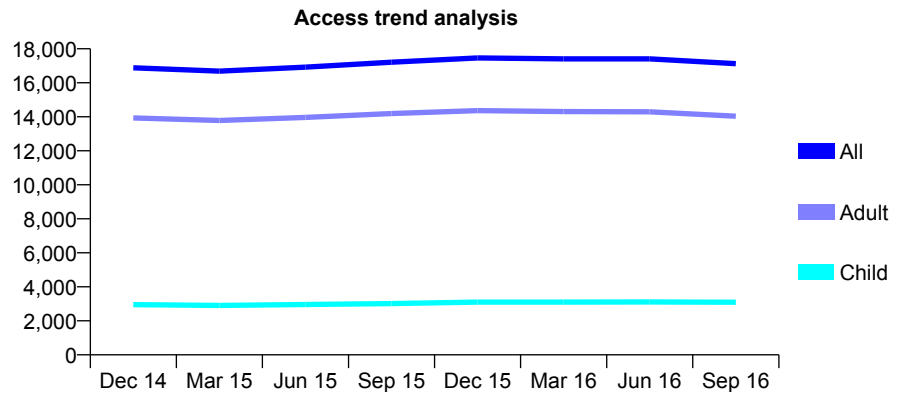
Q58 - Vital Signs At a Glance Contract Report for 134368/0001 - September 2016

Name or company name	The Elms Dental Practice
Contract type name	GDS Contract
Purpose of contract	General
Contract start date	01/04/2006
Contract end date	

16/17 Contracted general activity (UDA)	53,046
Carry forward general activity (UDA)	0
16/17 Contracted orthodontic activity (UOA)	0
Carry forward orthodontic activity (UOA)	0
Baseline contract value	£1,398,648.99

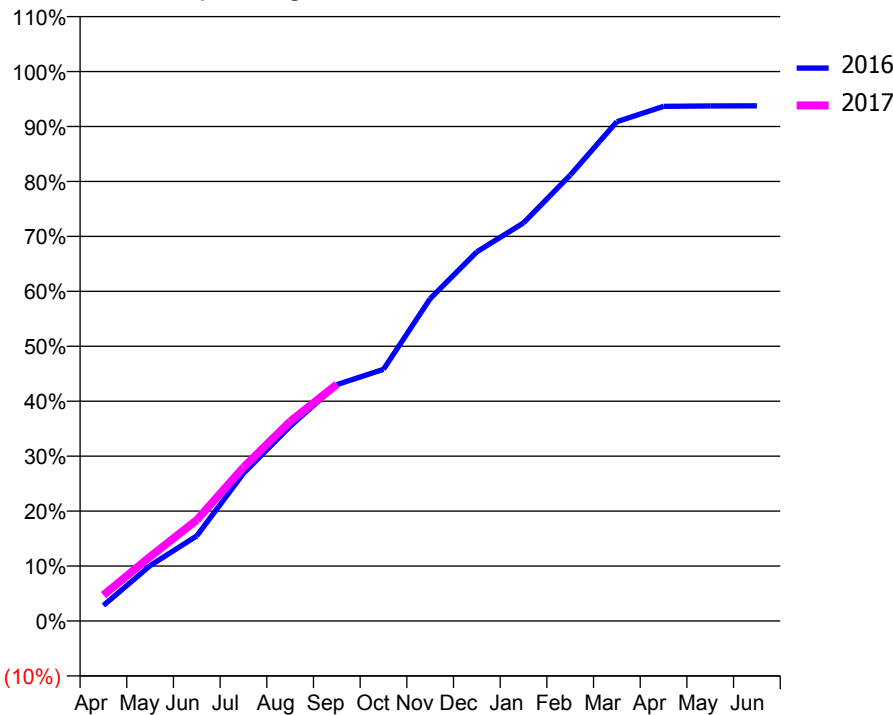
ACCESS*

Patients seen in 24 months	Total	Change since previous quarter
Quarter ending September 2015	17,213	
Quarter ending December 2015	17,463	→
Quarter ending March 2016	17,411	→
Quarter ending June 2016	17,409	→
Quarter ending September 2016	17,127	↓
Variance since September 2015	(0.5%)	→



ACTIVITY

Cumulative percentage of contracted UDA delivered 2016 & 2017



Month	Adjusted Scheduled Activity (UDA)	
	2016	2017
April	1,495	2,498
May	5,353	6,216
June	8,222	9,746
July	14,255	14,832
August	18,801	19,264
September	22,820	22,848
October	24,302	
November	31,122	
December	35,638	
January	38,438	
February	43,035	
March	48,197	
April	49,678	
May	49,722	
June	49,733	

QUALITY

	Quantity	Base Number	Contract	AT	Region	England
% of FP17s for the same patient ID Re-attending within 3 months - Children	162	2,491	6.5%	11.4%	12.0%	12.4%
% of FP17s for the same patient ID Re-attending within 3 months - Adults	1,383	10,321	13.4%	14.8%	15.9%	16.7%
% of FP17s for the same patient ID Re-attending between 3 & 9 months - Children	1,579	2,491	63.4%	55.6%	58.6%	57.4%
% of FP17s for the same patient ID Re-attending between 3 & 9 months - Adults	5,953	10,321	57.7%	48.1%	51.6%	50.5%
% of FP17s for Band 1 Urgent Courses	629	11,988	5.2%	8.3%	8.0%	9.1%
% of FP17s Relating to Free Repair or Replacements	134	11,988	1.1%	0.7%	0.8%	0.8%
% of FP17s Relating to Continuations	90	11,988	0.8%	1.0%	1.3%	1.3%
% of Patients satisfied with the dentistry they have received	11	12	91.7%	94.0%	93.1%	93.2%
% of Patients satisfied with the time they had to wait for an appointment	10	12	83.3%	87.5%	89.1%	89.0%

* This is based on patients treated on this contract for their most recent course of treatment. Figures in italics indicate the base number of FP17s or Patient Questionnaire responses are less than 100. N/A is shown where the base number of responses is less than 10 during the period. % is calculated as Quantity/Base number*100

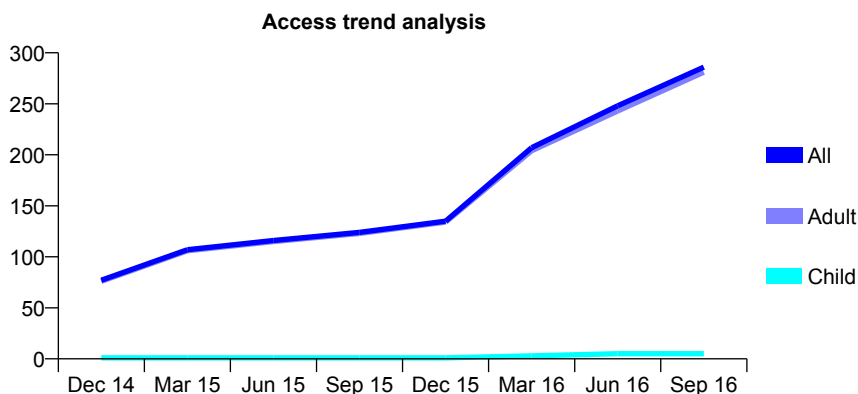
Q58 - Vital Signs At a Glance Contract Report for 135143/0001 - September 2016

Name or company name	GOFFS OAK DENTAL CARE
Contract type name	PDS Contract
Purpose of contract	General
Contract start date	25/02/2013
Contract end date	31/03/2018

16/17 Contracted general activity (UDA)	1,017
Carry forward general activity (UDA)	0
16/17 Contracted orthodontic activity (UOA)	0
Carry forward orthodontic activity (UOA)	0
Baseline contract value	£21,420.74

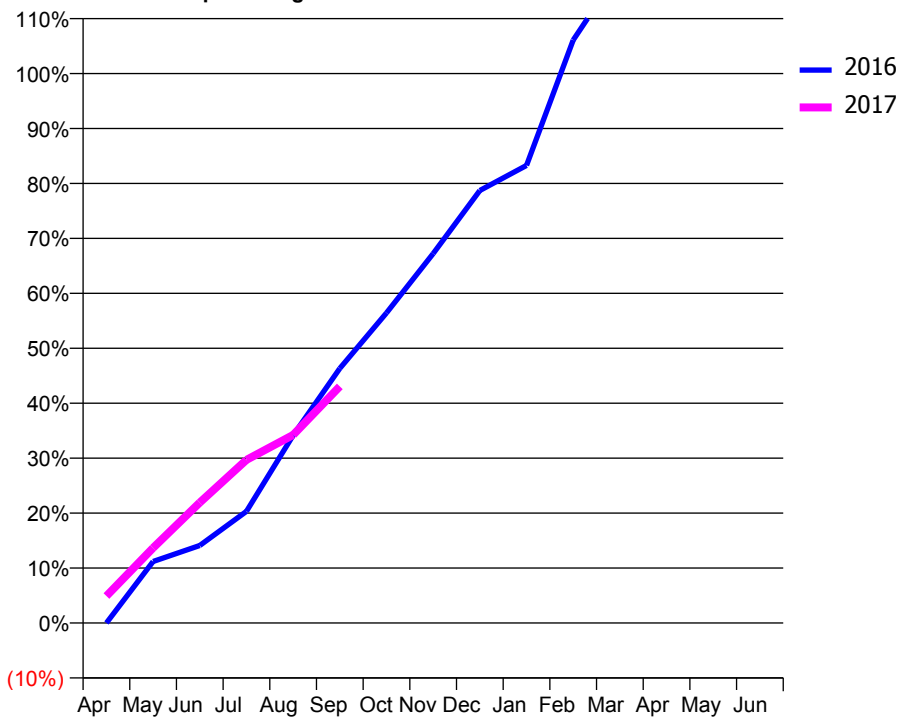
ACCESS*

Patients seen in 24 months	Total	Change since previous quarter
Quarter ending September 2015	124	
Quarter ending December 2015	135	↑
Quarter ending March 2016	207	↑
Quarter ending June 2016	248	↑
Quarter ending September 2016	286	↑
Variance since September 2015	130.6%	↑



ACTIVITY

Cumulative percentage of contracted UDA delivered 2016 & 2017



Month	Adjusted Scheduled Activity (UDA)	
	2016	2017
April	0	50
May	81	139
June	102	223
July	147	302
August	247	348
September	335	438
October	408	
November	486	
December	569	
January	602	
February	767	
March	859	
April	897	
May	903	
June	903	

QUALITY

	Quantity	Base Number	Contract	AT	Region	England
% of FP17s for the same patient ID Re-attending within 3 months - Children	0	5	0.0%	11.4%	12.0%	12.4%
% of FP17s for the same patient ID Re-attending within 3 months - Adults	1	165	0.6%	14.8%	15.9%	16.7%
% of FP17s for the same patient ID Re-attending between 3 & 9 months - Children	1	5	20.0%	55.6%	58.6%	57.4%
% of FP17s for the same patient ID Re-attending between 3 & 9 months - Adults	1	165	0.6%	48.1%	51.6%	50.5%
% of FP17s for Band 1 Urgent Courses	0	154	0.0%	8.3%	8.0%	9.1%
% of FP17s Relating to Free Repair or Replacements	0	154	0.0%	0.7%	0.8%	0.8%
% of FP17s Relating to Continuations	0	154	0.0%	1.0%	1.3%	1.3%
% of Patients satisfied with the dentistry they have received	2	2	N/A	94.0%	93.1%	93.2%
% of Patients satisfied with the time they had to wait for an appointment	1	2	N/A	87.5%	89.1%	89.0%

* This is based on patients treated on this contract for their most recent course of treatment. Figures in italics indicate the base number of FP17s or Patient Questionnaire responses are less than 100. N/A is shown where the base number of responses is less than 10 during the period. % is calculated as Quantity/Base number*100

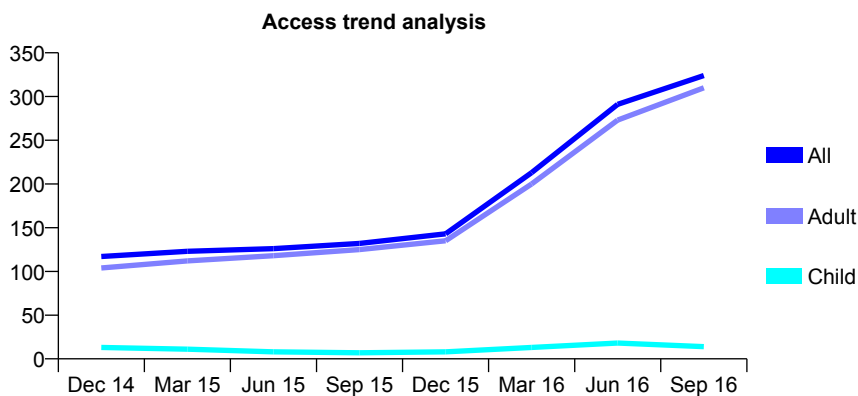
Q58 - Vital Signs At a Glance Contract Report for 135143/0002 - September 2016

Name or company name	GOFFS OAK DENTAL CARE
Contract type name	PDS Contract
Purpose of contract	General
Contract start date	25/02/2013
Contract end date	31/03/2018

16/17 Contracted general activity (UDA)	1,246
Carry forward general activity (UDA)	0
16/17 Contracted orthodontic activity (UOA)	0
Carry forward orthodontic activity (UOA)	0
Baseline contract value	£78,863.43

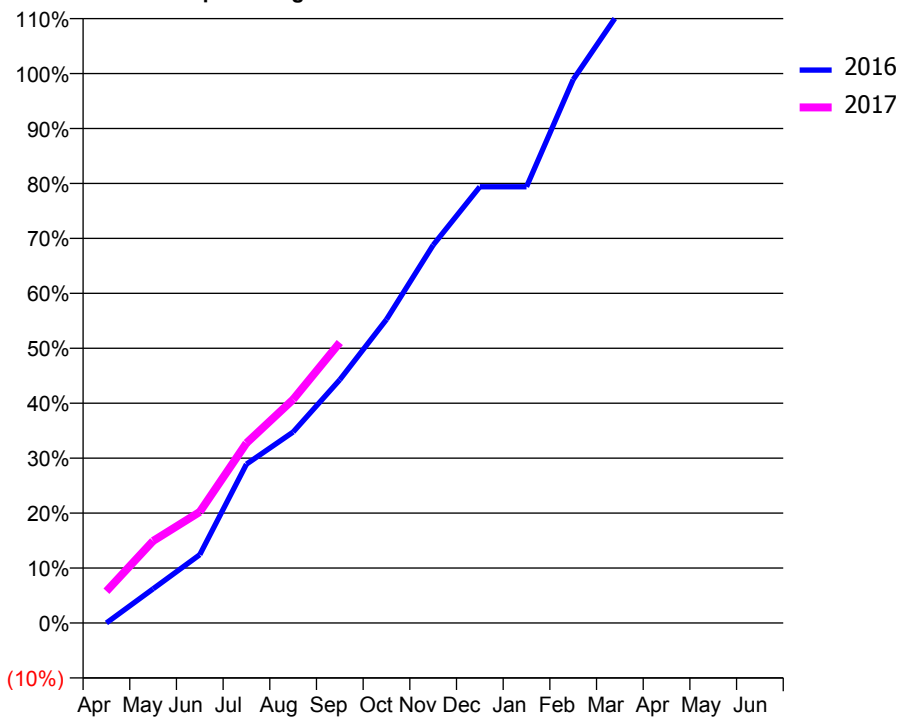
ACCESS*

Patients seen in 24 months	Total	Change since previous quarter
Quarter ending September 2015	132	
Quarter ending December 2015	143	↑
Quarter ending March 2016	213	↑
Quarter ending June 2016	291	↑
Quarter ending September 2016	324	↑
Variance since September 2015	145.5%	↑



ACTIVITY

Cumulative percentage of contracted UDA delivered 2016 & 2017



Adjusted Scheduled Activity (UDA)

Month	2016	2017
April	0	72
May	51	186
June	102	252
July	237	408
August	285	507
September	363	636
October	453	
November	564	
December	651	
January	651	
February	811	
March	913	
April	965	
May	965	
June	965	

QUALITY

	Quantity	Base Number	Contract	AT	Region	England
% of FP17s for the same patient ID Re-attending within 3 months - Children	1	14	7.1%	11.4%	12.0%	12.4%
% of FP17s for the same patient ID Re-attending within 3 months - Adults	0	216	0.0%	14.8%	15.9%	16.7%
% of FP17s for the same patient ID Re-attending between 3 & 9 months - Children	0	14	0.0%	55.6%	58.6%	57.4%
% of FP17s for the same patient ID Re-attending between 3 & 9 months - Adults	0	216	0.0%	48.1%	51.6%	50.5%
% of FP17s for Band 1 Urgent Courses	0	212	0.0%	8.3%	8.0%	9.1%
% of FP17s Relating to Free Repair or Replacements	0	212	0.0%	0.7%	0.8%	0.8%
% of FP17s Relating to Continuations	0	212	0.0%	1.0%	1.3%	1.3%
% of Patients satisfied with the dentistry they have received	0	0	N/A	94.0%	93.1%	93.2%
% of Patients satisfied with the time they had to wait for an appointment	0	0	N/A	87.5%	89.1%	89.0%

* This is based on patients treated on this contract for their most recent course of treatment. Figures in italics indicate the base number of FP17s or Patient Questionnaire responses are less than 100. N/A is shown where the base number of responses is less than 10 during the period. % is calculated as Quantity/Base number*100

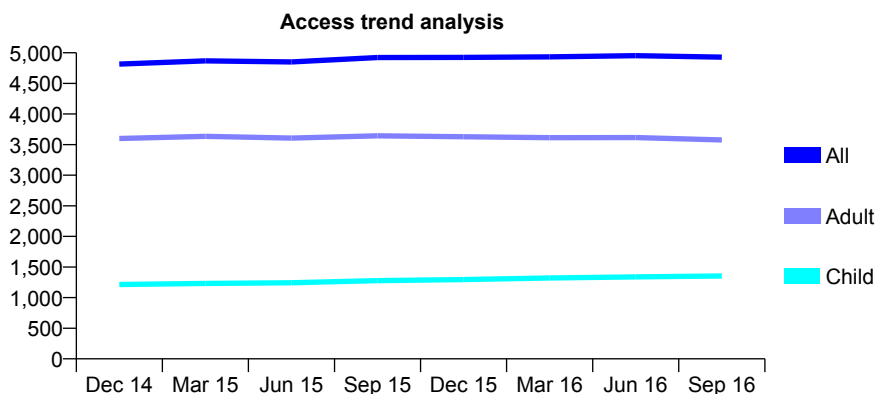
Q58 - Vital Signs At a Glance Contract Report for 135380/0001 - September 2016

Name or company name	Borehamwood Dental Practice Ltd
Contract type name	GDS Contract
Purpose of contract	General
Contract start date	19/11/2007
Contract end date	

16/17 Contracted general activity (UDA)	13,845
Carry forward general activity (UDA)	0
16/17 Contracted orthodontic activity (UOA)	0
Carry forward orthodontic activity (UOA)	0
Baseline contract value	£409,761.83

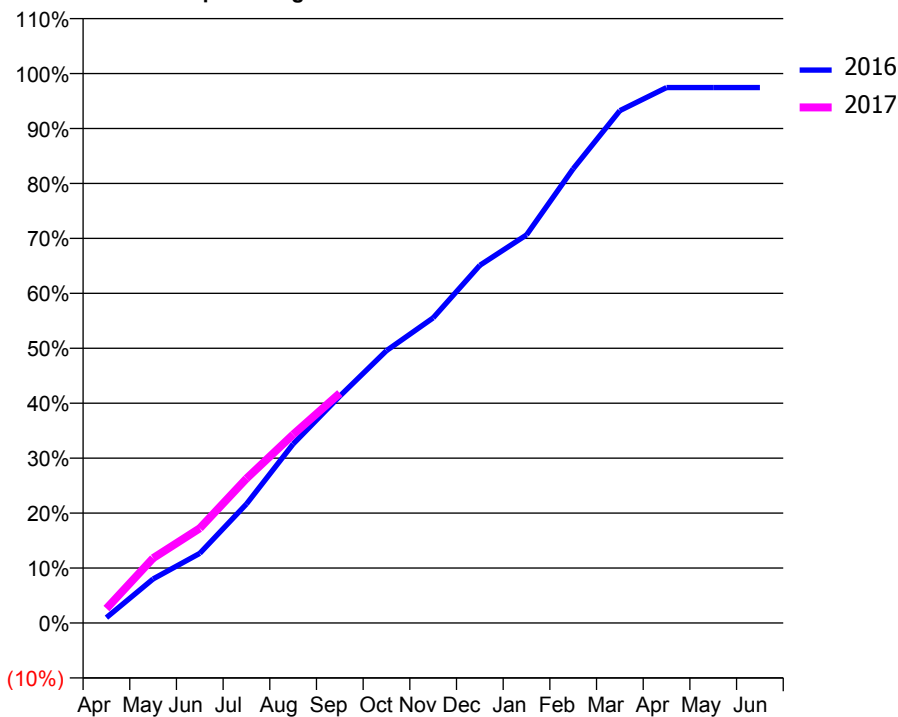
ACCESS*

Patients seen in 24 months	Total	Change since previous quarter
Quarter ending September 2015	4,922	
Quarter ending December 2015	4,924	→
Quarter ending March 2016	4,934	→
Quarter ending June 2016	4,954	→
Quarter ending September 2016	4,930	→
Variance since September 2015	0.2%	→



ACTIVITY

Cumulative percentage of contracted UDA delivered 2016 & 2017



Month	Adjusted Scheduled Activity (UDA)	
	2016	2017
April	138	366
May	1,111	1,635
June	1,756	2,388
July	2,997	3,640
August	4,509	4,749
September	5,715	5,791
October	6,861	
November	7,688	
December	9,011	
January	9,778	
February	11,446	
March	12,910	
April	13,492	
May	13,491	
June	13,491	

QUALITY

	Quantity	Base Number	Contract	AT	Region	England
% of FP17s for the same patient ID Re-attending within 3 months - Children	83	971	8.5%	11.4%	12.0%	12.4%
% of FP17s for the same patient ID Re-attending within 3 months - Adults	373	2,300	16.2%	14.8%	15.9%	16.7%
% of FP17s for the same patient ID Re-attending between 3 & 9 months - Children	535	971	55.1%	55.6%	58.6%	57.4%
% of FP17s for the same patient ID Re-attending between 3 & 9 months - Adults	1,179	2,300	51.3%	48.1%	51.6%	50.5%
% of FP17s for Band 1 Urgent Courses	233	3,017	7.7%	8.3%	8.0%	9.1%
% of FP17s Relating to Free Repair or Replacements	10	3,017	0.3%	0.7%	0.8%	0.8%
% of FP17s Relating to Continuations	88	3,017	2.9%	1.0%	1.3%	1.3%
% of Patients satisfied with the dentistry they have received	5	5	N/A	94.0%	93.1%	93.2%
% of Patients satisfied with the time they had to wait for an appointment	5	5	N/A	87.5%	89.1%	89.0%

* This is based on patients treated on this contract for their most recent course of treatment. Figures in italics indicate the base number of FP17s or Patient Questionnaire responses are less than 100. N/A is shown where the base number of responses is less than 10 during the period. % is calculated as Quantity/Base number*100

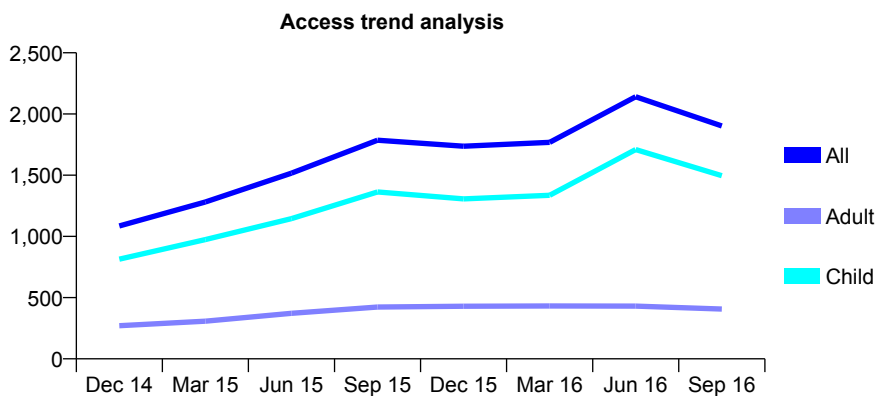
Q58 - Vital Signs At a Glance Contract Report for 137677/0003 - September 2016

Name or company name	Leagrave Clinic Ltd
Contract type name	GDS Contract
Purpose of contract	General
Contract start date	01/04/2014
Contract end date	31/03/2018

16/17 Contracted general activity (UDA)	900
Carry forward general activity (UDA)	0
16/17 Contracted orthodontic activity (UOA)	0
Carry forward orthodontic activity (UOA)	0
Baseline contract value	£32,155.52

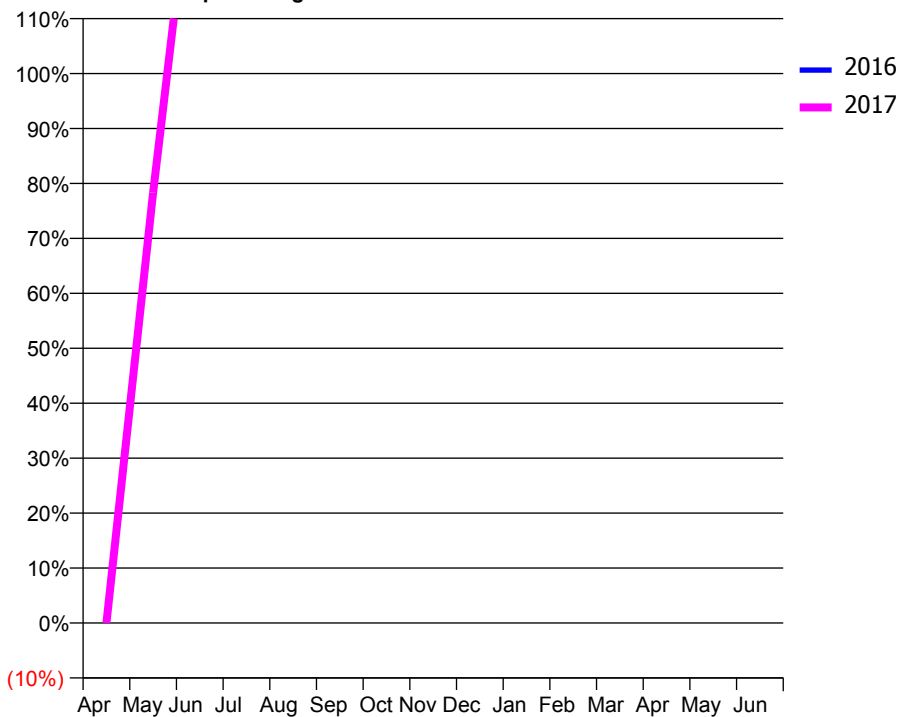
ACCESS*

Patients seen in 24 months	Total	Change since previous quarter
Quarter ending September 2015	1,786	
Quarter ending December 2015	1,737	↓
Quarter ending March 2016	1,768	→
Quarter ending June 2016	2,141	↑
Quarter ending September 2016	1,903	↓
Variance since September 2015	6.6%	↑



ACTIVITY

Cumulative percentage of contracted UDA delivered 2016 & 2017



Month	Adjusted Scheduled Activity (UDA)	
	2016	2017
April	-716	0
May	-370	705
June	-5	1,349
July	1,298	2,311
August	2,002	2,753
September	2,871	3,222
October	3,332	
November	3,880	
December	4,521	
January	4,910	
February	5,503	
March	5,959	
April	6,013	
May	6,666	
June	7,578	

QUALITY

	Quantity	Base Number	Contract	AT	Region	England
% of FP17s for the same patient ID Re-attending within 3 months - Children	560	1,785	31.4%	11.4%	12.0%	12.4%
% of FP17s for the same patient ID Re-attending within 3 months - Adults	87	295	29.5%	14.8%	15.9%	16.7%
% of FP17s for the same patient ID Re-attending between 3 & 9 months - Children	12	1,785	0.7%	55.6%	58.6%	57.4%
% of FP17s for the same patient ID Re-attending between 3 & 9 months - Adults	5	295	1.7%	48.1%	51.6%	50.5%
% of FP17s for Band 1 Urgent Courses	0	1,506	0.0%	8.3%	8.0%	9.1%
% of FP17s Relating to Free Repair or Replacements	0	1,506	0.0%	0.7%	0.8%	0.8%
% of FP17s Relating to Continuations	21	1,506	1.4%	1.0%	1.3%	1.3%
% of Patients satisfied with the dentistry they have received	1	1	N/A	94.0%	93.1%	93.2%
% of Patients satisfied with the time they had to wait for an appointment	1	1	N/A	87.5%	89.1%	89.0%

* This is based on patients treated on this contract for their most recent course of treatment. Figures in italics indicate the base number of FP17s or Patient Questionnaire responses are less than 100. N/A is shown where the base number of responses is less than 10 during the period. % is calculated as Quantity/Base number*100

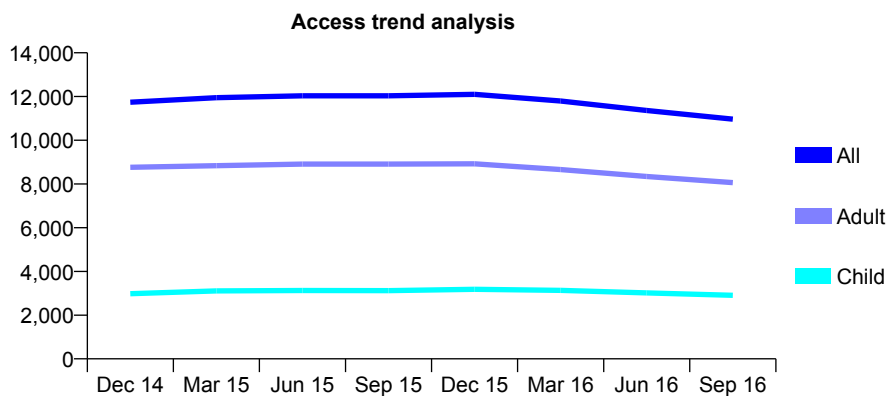
Q58 - Vital Signs At a Glance Contract Report for 138703/0002 - September 2016

Name or company name	Palladium Services Limited
Contract type name	GDS Contract
Purpose of contract	General
Contract start date	05/08/2011
Contract end date	

16/17 Contracted general activity (UDA)	24,913
Carry forward general activity (UDA)	0
16/17 Contracted orthodontic activity (UOA)	0
Carry forward orthodontic activity (UOA)	0
Baseline contract value	£628,033.74

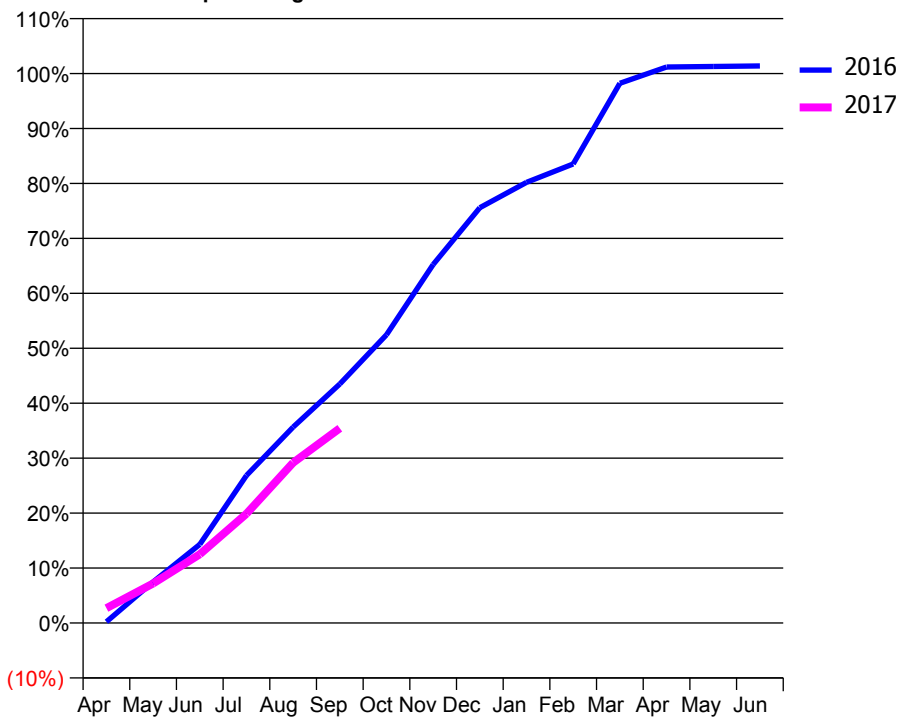
ACCESS*

Patients seen in 24 months	Total	Change since previous quarter
Quarter ending September 2015	12,030	
Quarter ending December 2015	12,102	→
Quarter ending March 2016	11,795	↓
Quarter ending June 2016	11,362	↓
Quarter ending September 2016	10,968	↓
Variance since September 2015	(8.8%)	↓



ACTIVITY

Cumulative percentage of contracted UDA delivered 2016 & 2017



QUALITY

	Quantity	Base Number	Contract	AT	Region	England
% of FP17s for the same patient ID Re-attending within 3 months - Children	46	1,758	2.6%	11.4%	12.0%	12.4%
% of FP17s for the same patient ID Re-attending within 3 months - Adults	161	3,157	5.1%	14.8%	15.9%	16.7%
% of FP17s for the same patient ID Re-attending between 3 & 9 months - Children	1,236	1,758	70.3%	55.6%	58.6%	57.4%
% of FP17s for the same patient ID Re-attending between 3 & 9 months - Adults	1,478	3,157	46.8%	48.1%	51.6%	50.5%
% of FP17s for Band 1 Urgent Courses	249	4,504	5.5%	8.3%	8.0%	9.1%
% of FP17s Relating to Free Repair or Replacements	33	4,504	0.7%	0.7%	0.8%	0.8%
% of FP17s Relating to Continuations	5	4,504	0.1%	1.0%	1.3%	1.3%
% of Patients satisfied with the dentistry they have received	7	8	N/A	94.0%	93.1%	93.2%
% of Patients satisfied with the time they had to wait for an appointment	3	8	N/A	87.5%	89.1%	89.0%

* This is based on patients treated on this contract for their most recent course of treatment. Figures in italics indicate the base number of FP17s or Patient Questionnaire responses are less than 100. N/A is shown where the base number of responses is less than 10 during the period. % is calculated as Quantity/Base number*100

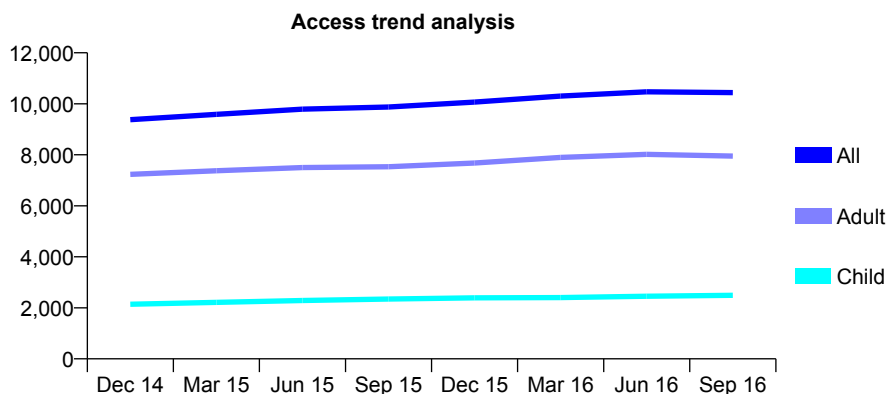
Q58 - Vital Signs At a Glance Contract Report for 140732/0001 - September 2016

Name or company name	The Watford Dental Partnership Ltd
Contract type name	GDS Contract
Purpose of contract	General
Contract start date	01/10/2011
Contract end date	

16/17 Contracted general activity (UDA)	22,916
Carry forward general activity (UDA)	0
16/17 Contracted orthodontic activity (UOA)	0
Carry forward orthodontic activity (UOA)	0
Baseline contract value	£530,730.63

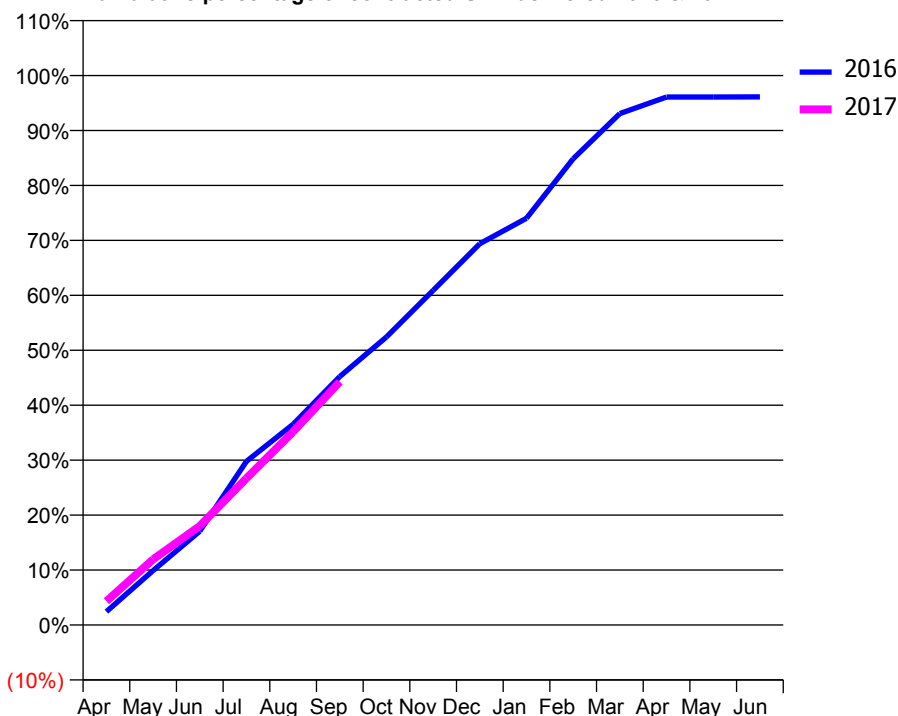
ACCESS*

Patients seen in 24 months	Total	Change since previous quarter
Quarter ending September 2015	9,877	
Quarter ending December 2015	10,070	→
Quarter ending March 2016	10,303	↑
Quarter ending June 2016	10,473	→
Quarter ending September 2016	10,438	→
Variance since September 2015	5.7%	↑



ACTIVITY

Cumulative percentage of contracted UDA delivered 2016 & 2017



Month	Adjusted Scheduled Activity (UDA)	
	2016	2017
April	561	995
May	2,271	2,739
June	3,914	4,131
July	6,828	6,118
August	8,375	8,063
September	10,364	10,147
October	12,017	
November	13,953	
December	15,902	
January	16,965	
February	19,443	
March	21,332	
April	22,016	
May	22,019	
June	22,022	

QUALITY

	Quantity	Base Number	Contract	AT	Region	England
% of FP17s for the same patient ID Re-attending within 3 months - Children	111	1,680	6.6%	11.4%	12.0%	12.4%
% of FP17s for the same patient ID Re-attending within 3 months - Adults	667	4,804	13.9%	14.8%	15.9%	16.7%
% of FP17s for the same patient ID Re-attending between 3 & 9 months - Children	827	1,680	49.2%	55.6%	58.6%	57.4%
% of FP17s for the same patient ID Re-attending between 3 & 9 months - Adults	2,112	4,804	44.0%	48.1%	51.6%	50.5%
% of FP17s for Band 1 Urgent Courses	605	5,472	11.1%	8.3%	8.0%	9.1%
% of FP17s Relating to Free Repair or Replacements	26	5,472	0.5%	0.7%	0.8%	0.8%
% of FP17s Relating to Continuations	19	5,472	0.3%	1.0%	1.3%	1.3%
% of Patients satisfied with the dentistry they have received	6	6	N/A	94.0%	93.1%	93.2%
% of Patients satisfied with the time they had to wait for an appointment	6	6	N/A	87.5%	89.1%	89.0%

* This is based on patients treated on this contract for their most recent course of treatment. Figures in italics indicate the base number of FP17s or Patient Questionnaire responses are less than 100. N/A is shown where the base number of responses is less than 10 during the period. % is calculated as Quantity/Base number*100

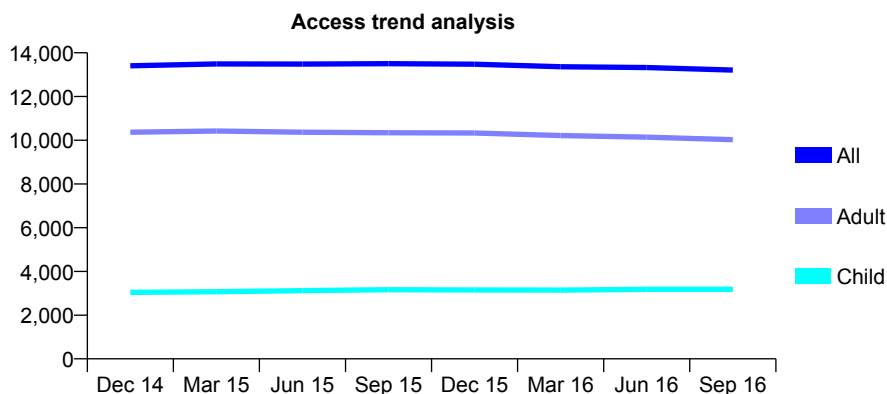
Q58 - Vital Signs At a Glance Contract Report for 141607/0001 - September 2016

Name or company name	Ware Dental Care
Contract type name	GDS Contract
Purpose of contract	General
Contract start date	01/06/2007
Contract end date	

16/17 Contracted general activity (UDA)	35,500
Carry forward general activity (UDA)	0
16/17 Contracted orthodontic activity (UOA)	0
Carry forward orthodontic activity (UOA)	0
Baseline contract value	£911,088.56

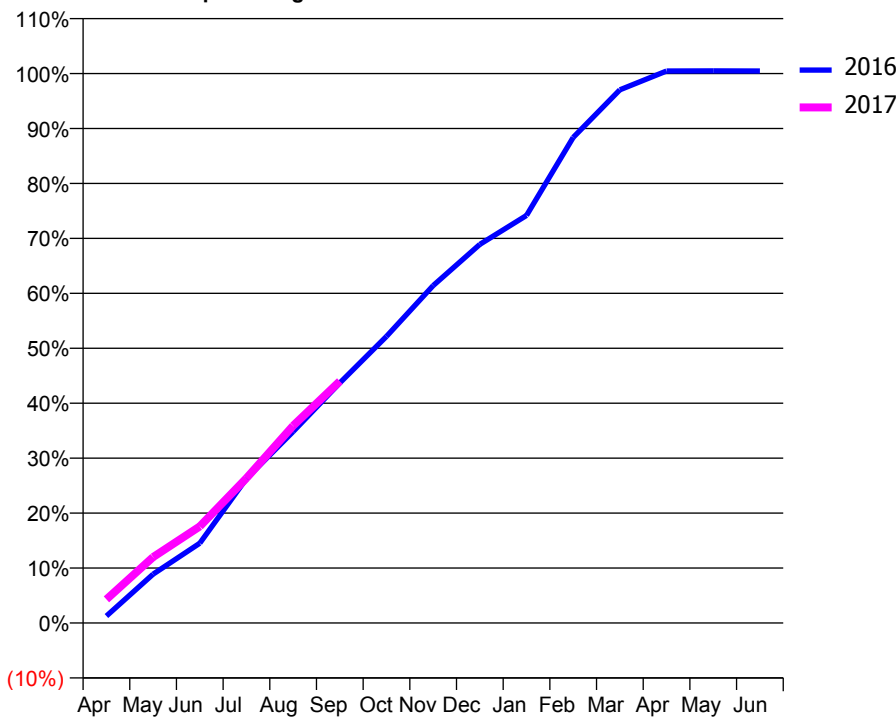
ACCESS*

Patients seen in 24 months	Total	Change since previous quarter
Quarter ending September 2015	13,503	
Quarter ending December 2015	13,481	→
Quarter ending March 2016	13,360	→
Quarter ending June 2016	13,323	→
Quarter ending September 2016	13,208	→
Variance since September 2015	(2.2%)	↓



ACTIVITY

Cumulative percentage of contracted UDA delivered 2016 & 2017



Month	Adjusted Scheduled Activity (UDA)	
	2016	2017
April	453	1,532
May	3,158	4,260
June	5,159	6,240
July	9,334	9,363
August	12,367	12,746
September	15,510	15,624
October	18,519	
November	21,796	
December	24,460	
January	26,328	
February	31,372	
March	34,450	
April	35,664	
May	35,665	
June	35,664	

QUALITY

	Quantity	Base Number	Contract	AT	Region	England
% of FP17s for the same patient ID Re-attending within 3 months - Children	133	2,538	5.2%	11.4%	12.0%	12.4%
% of FP17s for the same patient ID Re-attending within 3 months - Adults	978	7,590	12.9%	14.8%	15.9%	16.7%
% of FP17s for the same patient ID Re-attending between 3 & 9 months - Children	1,660	2,538	65.4%	55.6%	58.6%	57.4%
% of FP17s for the same patient ID Re-attending between 3 & 9 months - Adults	4,537	7,590	59.8%	48.1%	51.6%	50.5%
% of FP17s for Band 1 Urgent Courses	912	9,488	9.6%	8.3%	8.0%	9.1%
% of FP17s Relating to Free Repair or Replacements	31	9,488	0.3%	0.7%	0.8%	0.8%
% of FP17s Relating to Continuations	60	9,488	0.6%	1.0%	1.3%	1.3%
% of Patients satisfied with the dentistry they have received	18	19	94.7%	94.0%	93.1%	93.2%
% of Patients satisfied with the time they had to wait for an appointment	18	19	94.7%	87.5%	89.1%	89.0%

* This is based on patients treated on this contract for their most recent course of treatment. Figures in italics indicate the base number of FP17s or Patient Questionnaire responses are less than 100. N/A is shown where the base number of responses is less than 10 during the period. % is calculated as Quantity/Base number*100

Q58 - Vital Signs At a Glance Contract Report for 141607/0002 - September 2016

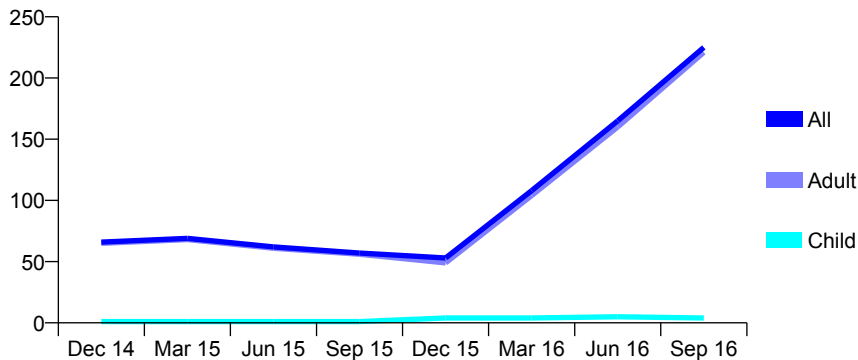
Name or company name	Ware Dental Care
Contract type name	PDS Contract
Purpose of contract	General
Contract start date	21/01/2013
Contract end date	31/03/2018

16/17 Contracted general activity (UDA)	1,290
Carry forward general activity (UDA)	0
16/17 Contracted orthodontic activity (UOA)	0
Carry forward orthodontic activity (UOA)	0
Baseline contract value	£51,187.93

ACCESS*

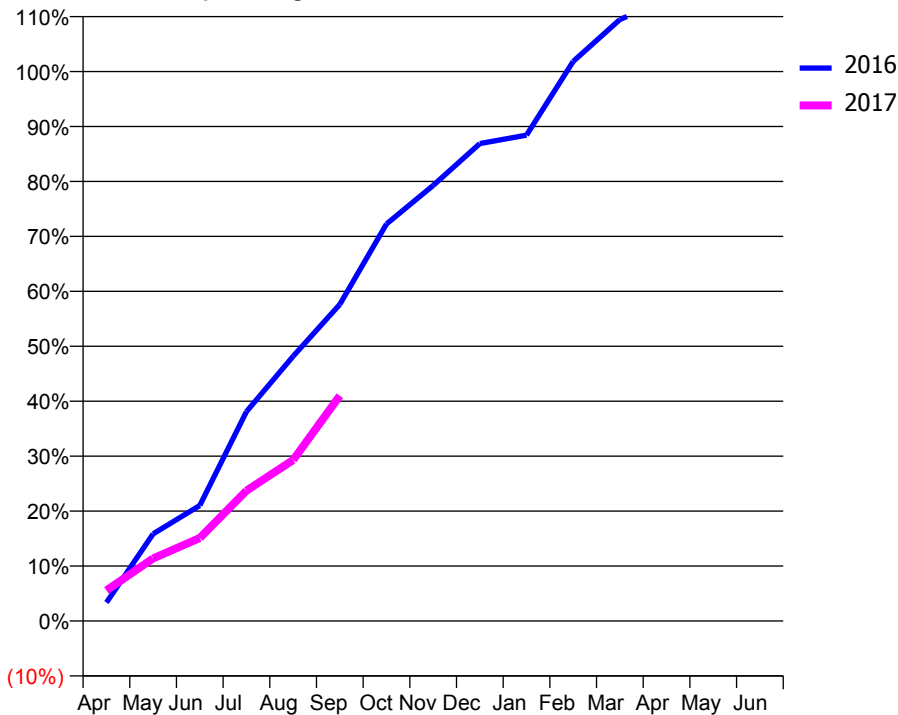
Patients seen in 24 months	Total	Change since previous quarter
Quarter ending September 2015	57	
Quarter ending December 2015	53	↓
Quarter ending March 2016	108	↑
Quarter ending June 2016	165	↑
Quarter ending September 2016	225	↑
Variance since September 2015	294.7%	↑

Access trend analysis



ACTIVITY

Cumulative percentage of contracted UDA delivered 2016 & 2017



Month	Adjusted Scheduled Activity (UDA)	
	2016	2017
April	33	72
May	156	147
June	207	195
July	375	306
August	474	378
September	567	529
October	711	
November	780	
December	855	
January	870	
February	1,002	
March	1,077	
April	1,113	
May	1,113	
June	1,116	

QUALITY

	Quantity	Base Number	Contract	AT	Region	England
% of FP17s for the same patient ID Re-attending within 3 months - Children	0	3	0.0%	11.4%	12.0%	12.4%
% of FP17s for the same patient ID Re-attending within 3 months - Adults	1	187	0.5%	14.8%	15.9%	16.7%
% of FP17s for the same patient ID Re-attending between 3 & 9 months - Children	0	3	0.0%	55.6%	58.6%	57.4%
% of FP17s for the same patient ID Re-attending between 3 & 9 months - Adults	0	187	0.0%	48.1%	51.6%	50.5%
% of FP17s for Band 1 Urgent Courses	0	177	0.0%	8.3%	8.0%	9.1%
% of FP17s Relating to Free Repair or Replacements	0	177	0.0%	0.7%	0.8%	0.8%
% of FP17s Relating to Continuations	0	177	0.0%	1.0%	1.3%	1.3%
% of Patients satisfied with the dentistry they have received	0	0	N/A	94.0%	93.1%	93.2%
% of Patients satisfied with the time they had to wait for an appointment	0	0	N/A	87.5%	89.1%	89.0%

* This is based on patients treated on this contract for their most recent course of treatment. Figures in italics indicate the base number of FP17s or Patient Questionnaire responses are less than 100. N/A is shown where the base number of responses is less than 10 during the period. % is calculated as Quantity/Base number*100

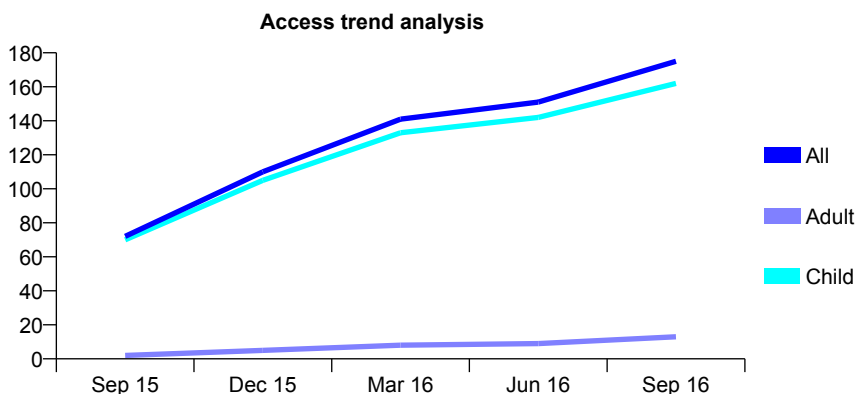
Q58 - Vital Signs At a Glance Contract Report for 144185/0001 - September 2016

Name or company name	Boxmoor House Dental Practice
Contract type name	GDS Contract
Purpose of contract	General
Contract start date	13/07/2015
Contract end date	

16/17 Contracted general activity (UDA)	399
Carry forward general activity (UDA)	0
16/17 Contracted orthodontic activity (UOA)	0
Carry forward orthodontic activity (UOA)	0
Baseline contract value	£8,749.04

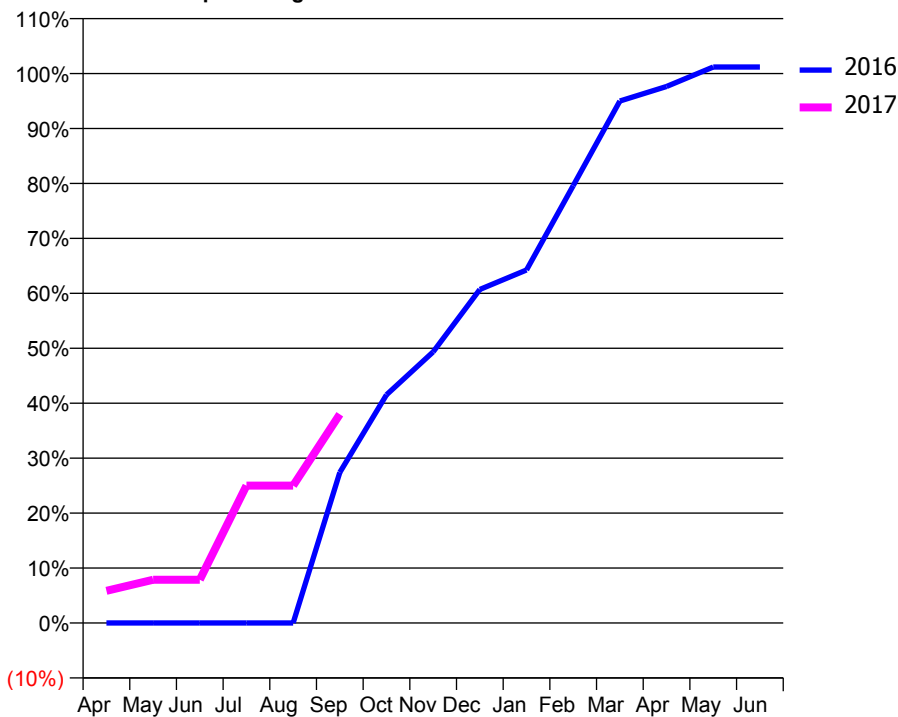
ACCESS*

Patients seen in 24 months	Total	Change since previous quarter
Quarter ending September 2015	72	
Quarter ending December 2015	110	↑
Quarter ending March 2016	141	↑
Quarter ending June 2016	151	↑
Quarter ending September 2016	175	↑
Variance since September 2015	143.1%	↑



ACTIVITY

Cumulative percentage of contracted UDA delivered 2016 & 2017



Month	Adjusted Scheduled Activity (UDA)	
	2016	2017
April	0	23
May	0	31
June	0	31
July	0	100
August	0	100
September	93	152
October	141	
November	168	
December	206	
January	218	
February	271	
March	323	
April	332	
May	344	
June	344	

QUALITY

	Quantity	Base Number	Contract	AT	Region	England
% of FP17s for the same patient ID Re-attending within 3 months - Children	14	134	10.4%	11.4%	12.0%	12.4%
% of FP17s for the same patient ID Re-attending within 3 months - Adults	0	0	N/A	14.8%	15.9%	16.7%
% of FP17s for the same patient ID Re-attending between 3 & 9 months - Children	73	134	54.5%	55.6%	58.6%	57.4%
% of FP17s for the same patient ID Re-attending between 3 & 9 months - Adults	0	0	N/A	48.1%	51.6%	50.5%
% of FP17s for Band 1 Urgent Courses	11	117	9.4%	8.3%	8.0%	9.1%
% of FP17s Relating to Free Repair or Replacements	0	117	0.0%	0.7%	0.8%	0.8%
% of FP17s Relating to Continuations	0	117	0.0%	1.0%	1.3%	1.3%
% of Patients satisfied with the dentistry they have received	0	0	N/A	94.0%	93.1%	93.2%
% of Patients satisfied with the time they had to wait for an appointment	0	0	N/A	87.5%	89.1%	89.0%

* This is based on patients treated on this contract for their most recent course of treatment. Figures in italics indicate the base number of FP17s or Patient Questionnaire responses are less than 100. N/A is shown where the base number of responses is less than 10 during the period. % is calculated as Quantity/Base number*100

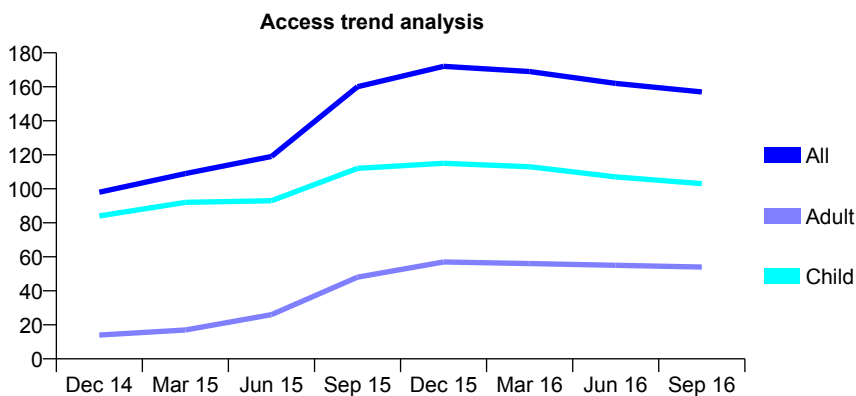
Q58 - Vital Signs At a Glance Contract Report for 144401/0001 - September 2016

Name or company name	Berkeley Clinic
Contract type name	GDS Contract
Purpose of contract	General
Contract start date	01/04/2014
Contract end date	

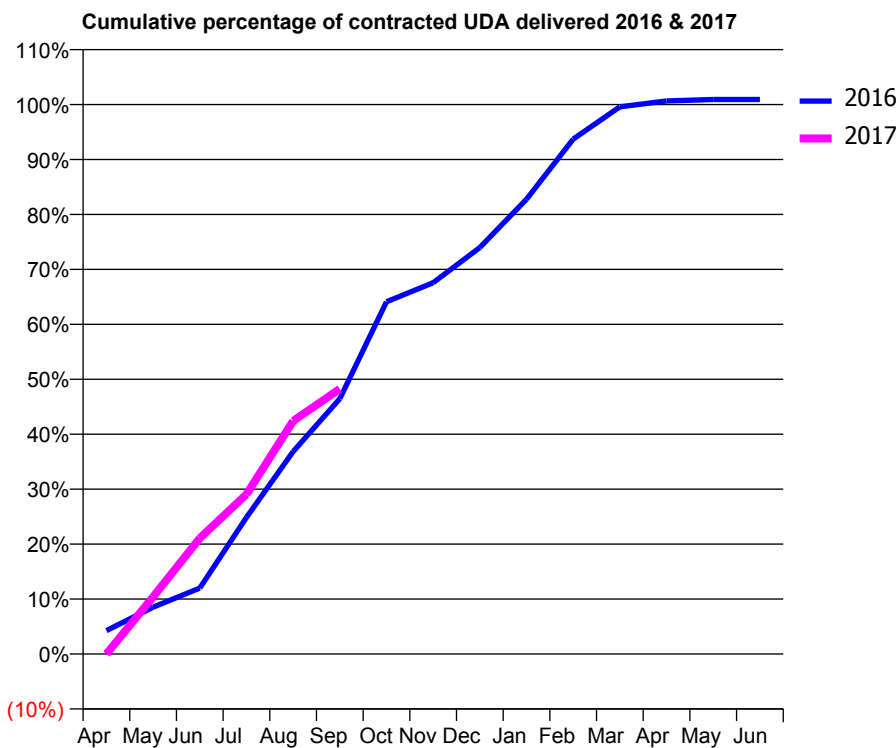
16/17 Contracted general activity (UDA)	375
Carry forward general activity (UDA)	0
16/17 Contracted orthodontic activity (UOA)	0
Carry forward orthodontic activity (UOA)	0
Baseline contract value	£9,308.52

ACCESS*

Patients seen in 24 months	Total	Change since previous quarter
Quarter ending September 2015	160	
Quarter ending December 2015	172	↑
Quarter ending March 2016	169	↓
Quarter ending June 2016	162	↓
Quarter ending September 2016	157	↓
Variance since September 2015	(1.9%)	↓



ACTIVITY



Month	Adjusted Scheduled Activity (UDA)	
	2016	2017
April	16	0
May	32	39
June	45	79
July	93	109
August	138	159
September	174	181
October	240	
November	253	
December	277	
January	310	
February	351	
March	373	
April	377	
May	378	
June	378	

QUALITY

	Quantity	Base Number	Contract	AT	Region	England
% of FP17s for the same patient ID Re-attending within 3 months - Children	9	85	10.6%	11.4%	12.0%	12.4%
% of FP17s for the same patient ID Re-attending within 3 months - Adults	1	18	5.6%	14.8%	15.9%	16.7%
% of FP17s for the same patient ID Re-attending between 3 & 9 months - Children	46	85	54.1%	55.6%	58.6%	57.4%
% of FP17s for the same patient ID Re-attending between 3 & 9 months - Adults	11	18	61.1%	48.1%	51.6%	50.5%
% of FP17s for Band 1 Urgent Courses	0	98	0.0%	8.3%	8.0%	9.1%
% of FP17s Relating to Free Repair or Replacements	0	98	0.0%	0.7%	0.8%	0.8%
% of FP17s Relating to Continuations	3	98	3.1%	1.0%	1.3%	1.3%
% of Patients satisfied with the dentistry they have received	0	0	N/A	94.0%	93.1%	93.2%
% of Patients satisfied with the time they had to wait for an appointment	0	0	N/A	87.5%	89.1%	89.0%

* This is based on patients treated on this contract for their most recent course of treatment. Figures in italics indicate the base number of FP17s or Patient Questionnaire responses are less than 100. N/A is shown where the base number of responses is less than 10 during the period. % is calculated as Quantity/Base number*100

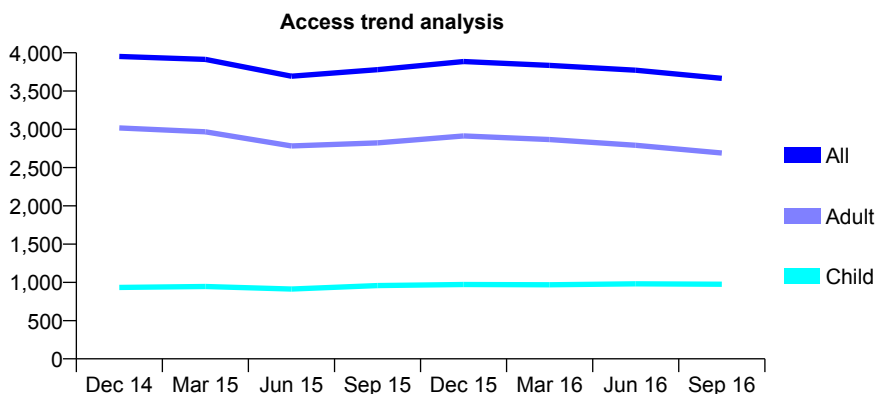
Q58 - Vital Signs At a Glance Contract Report for 144789/0001 - September 2016

Name or company name	SAAB Professional Ltd
Contract type name	GDS Contract
Purpose of contract	General
Contract start date	01/01/2011
Contract end date	

16/17 Contracted general activity (UDA)	7,343
Carry forward general activity (UDA)	0
16/17 Contracted orthodontic activity (UOA)	0
Carry forward orthodontic activity (UOA)	0
Baseline contract value	£178,623.07

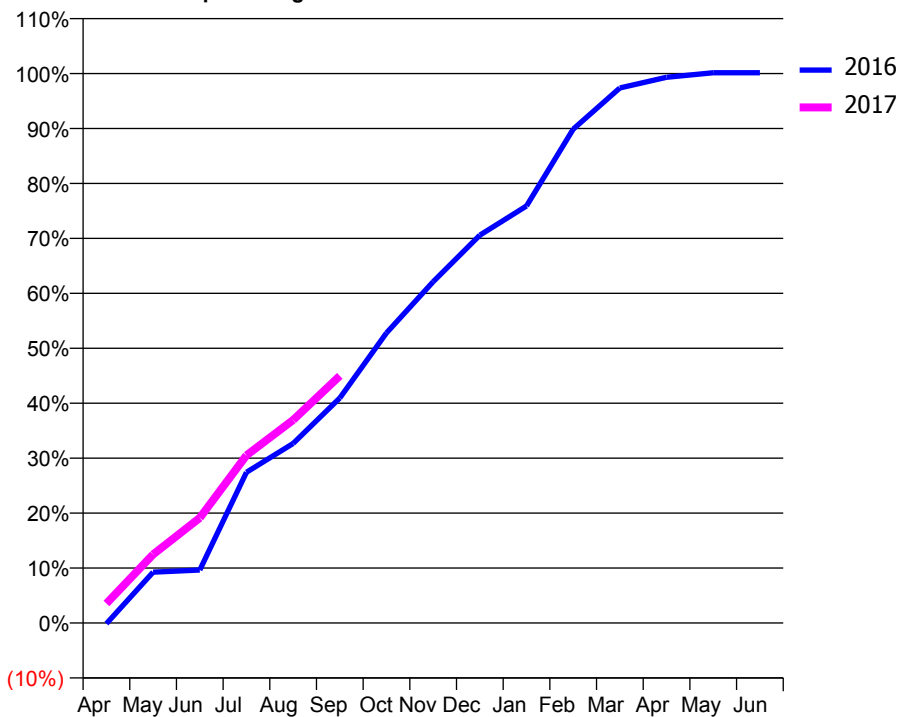
ACCESS*

Patients seen in 24 months	Total	Change since previous quarter
Quarter ending September 2015	3,779	
Quarter ending December 2015	3,886	↑
Quarter ending March 2016	3,836	↓
Quarter ending June 2016	3,772	↓
Quarter ending September 2016	3,666	↓
Variance since September 2015	(3.0%)	↓



ACTIVITY

Cumulative percentage of contracted UDA delivered 2016 & 2017



Month	Adjusted Scheduled Activity (UDA)	
	2016	2017
April	-9	260
May	681	916
June	708	1,405
July	2,015	2,242
August	2,399	2,712
September	3,007	3,303
October	3,876	
November	4,560	
December	5,183	
January	5,573	
February	6,599	
March	7,151	
April	7,292	
May	7,354	
June	7,354	

QUALITY

	Quantity	Base Number	Contract	AT	Region	England
% of FP17s for the same patient ID Re-attending within 3 months - Children	17	650	2.6%	11.4%	12.0%	12.4%
% of FP17s for the same patient ID Re-attending within 3 months - Adults	99	1,562	6.3%	14.8%	15.9%	16.7%
% of FP17s for the same patient ID Re-attending between 3 & 9 months - Children	390	650	60.0%	55.6%	58.6%	57.4%
% of FP17s for the same patient ID Re-attending between 3 & 9 months - Adults	976	1,562	62.5%	48.1%	51.6%	50.5%
% of FP17s for Band 1 Urgent Courses	126	2,053	6.1%	8.3%	8.0%	9.1%
% of FP17s Relating to Free Repair or Replacements	4	2,053	0.2%	0.7%	0.8%	0.8%
% of FP17s Relating to Continuations	1	2,053	0.0%	1.0%	1.3%	1.3%
% of Patients satisfied with the dentistry they have received	3	3	N/A	94.0%	93.1%	93.2%
% of Patients satisfied with the time they had to wait for an appointment	2	3	N/A	87.5%	89.1%	89.0%

* This is based on patients treated on this contract for their most recent course of treatment. Figures in italics indicate the base number of FP17s or Patient Questionnaire responses are less than 100. N/A is shown where the base number of responses is less than 10 during the period. % is calculated as Quantity/Base number*100

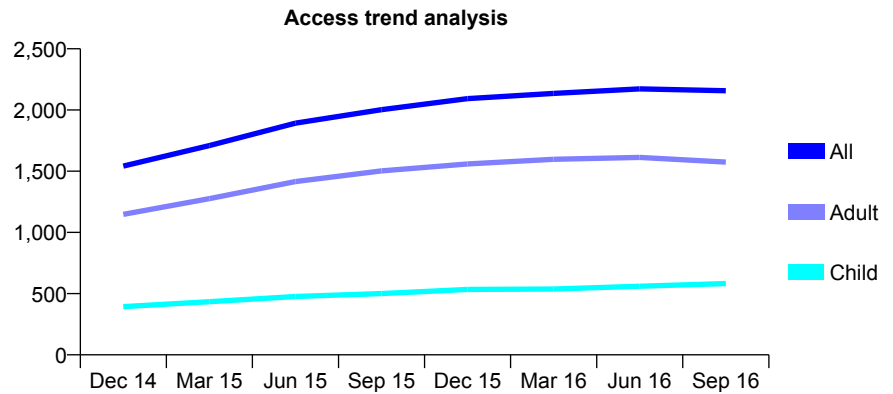
Q58 - Vital Signs At a Glance Contract Report for 145246/0001 - September 2016

Name or company name	Mr M Eyrumlu and Mr A Eyrumlu
Contract type name	GDS Contract
Purpose of contract	General
Contract start date	07/05/2014
Contract end date	

16/17 Contracted general activity (UDA)	9,500
Carry forward general activity (UDA)	0
16/17 Contracted orthodontic activity (UOA)	0
Carry forward orthodontic activity (UOA)	0
Baseline contract value	£325,501.59

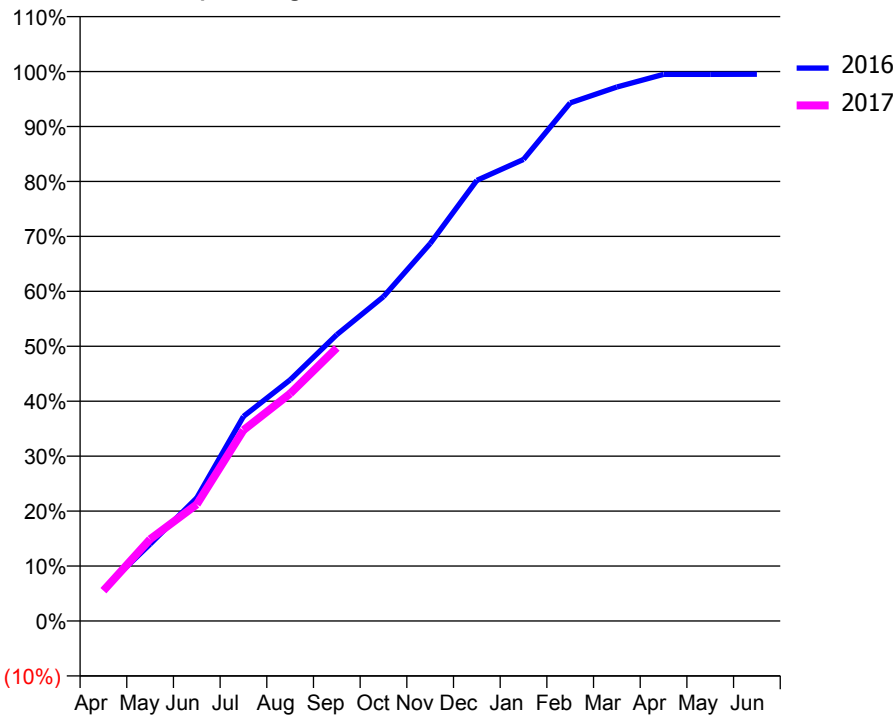
ACCESS*

Patients seen in 24 months	Total	Change since previous quarter
Quarter ending September 2015	2,003	
Quarter ending December 2015	2,093	↑
Quarter ending March 2016	2,136	↑
Quarter ending June 2016	2,173	→
Quarter ending September 2016	2,157	→
Variance since September 2015	7.7%	↑



ACTIVITY

Cumulative percentage of contracted UDA delivered 2016 & 2017



Month	Adjusted Scheduled Activity (UDA)	
	2016	2017
April	552	525
May	1,328	1,414
June	2,128	2,015
July	3,537	3,300
August	4,170	3,931
September	4,951	4,722
October	5,608	
November	6,526	
December	7,618	
January	7,979	
February	8,958	
March	9,232	
April	9,451	
May	9,451	
June	9,452	

QUALITY

	Quantity	Base Number	Contract	AT	Region	England
% of FP17s for the same patient ID Re-attending within 3 months - Children	21	478	4.4%	11.4%	12.0%	12.4%
% of FP17s for the same patient ID Re-attending within 3 months - Adults	141	1,234	11.4%	14.8%	15.9%	16.7%
% of FP17s for the same patient ID Re-attending between 3 & 9 months - Children	253	478	52.9%	55.6%	58.6%	57.4%
% of FP17s for the same patient ID Re-attending between 3 & 9 months - Adults	686	1,234	55.6%	48.1%	51.6%	50.5%
% of FP17s for Band 1 Urgent Courses	69	1,610	4.3%	8.3%	8.0%	9.1%
% of FP17s Relating to Free Repair or Replacements	18	1,610	1.1%	0.7%	0.8%	0.8%
% of FP17s Relating to Continuations	21	1,610	1.3%	1.0%	1.3%	1.3%
% of Patients satisfied with the dentistry they have received	2	2	N/A	94.0%	93.1%	93.2%
% of Patients satisfied with the time they had to wait for an appointment	1	2	N/A	87.5%	89.1%	89.0%

* This is based on patients treated on this contract for their most recent course of treatment. Figures in italics indicate the base number of FP17s or Patient Questionnaire responses are less than 100. N/A is shown where the base number of responses is less than 10 during the period. % is calculated as Quantity/Base number*100

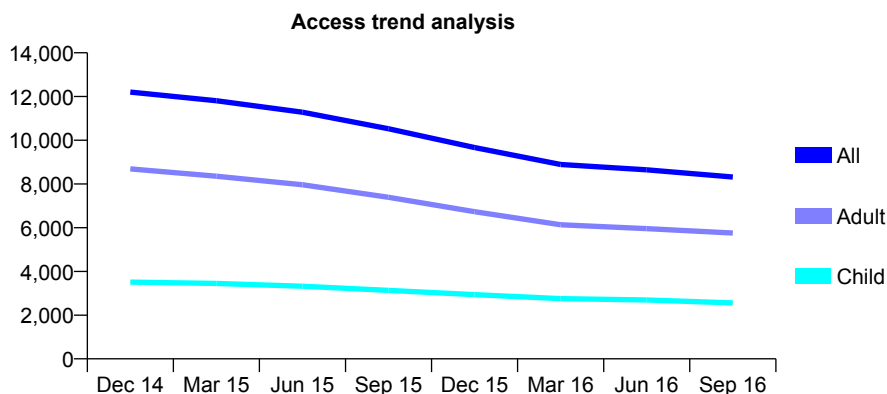
Q58 - Vital Signs At a Glance Contract Report for 145742/0001 - September 2016

Name or company name	Southdown Dental Practice
Contract type name	GDS Contract
Purpose of contract	General
Contract start date	01/12/2011
Contract end date	

16/17 Contracted general activity (UDA)	37,862
Carry forward general activity (UDA)	0
16/17 Contracted orthodontic activity (UOA)	0
Carry forward orthodontic activity (UOA)	0
Baseline contract value	£1,023,130.85

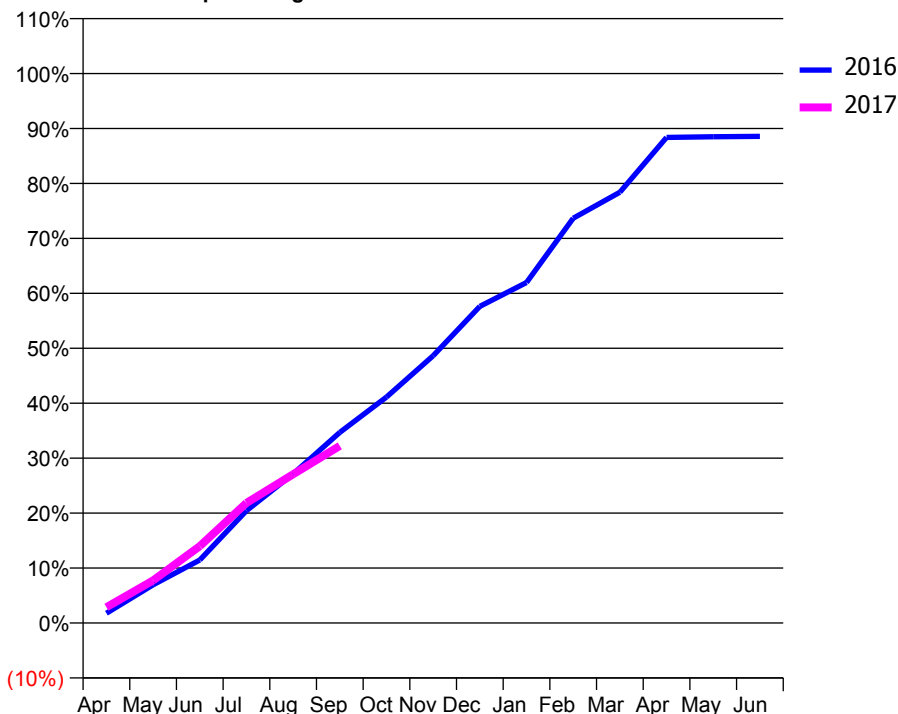
ACCESS*

Patients seen in 24 months	Total	Change since previous quarter
Quarter ending September 2015	10,523	
Quarter ending December 2015	9,666	↓
Quarter ending March 2016	8,891	↓
Quarter ending June 2016	8,650	↓
Quarter ending September 2016	8,319	↓
Variance since September 2015	(20.9%)	↓



ACTIVITY

Cumulative percentage of contracted UDA delivered 2016 & 2017



Month	Adjusted Scheduled Activity (UDA)	
	2016	2017
April	671	1,086
May	2,628	2,937
June	4,345	5,297
July	7,742	8,275
August	10,279	10,246
September	13,134	12,207
October	15,566	
November	18,419	
December	21,819	
January	23,458	
February	27,894	
March	29,679	
April	33,458	
May	33,508	
June	33,535	

QUALITY

	Quantity	Base Number	Contract	AT	Region	England
% of FP17s for the same patient ID Re-attending within 3 months - Children	124	1,743	7.1%	11.4%	12.0%	12.4%
% of FP17s for the same patient ID Re-attending within 3 months - Adults	480	3,471	13.8%	14.8%	15.9%	16.7%
% of FP17s for the same patient ID Re-attending between 3 & 9 months - Children	1,106	1,743	63.5%	55.6%	58.6%	57.4%
% of FP17s for the same patient ID Re-attending between 3 & 9 months - Adults	1,828	3,471	52.7%	48.1%	51.6%	50.5%
% of FP17s for Band 1 Urgent Courses	291	4,285	6.8%	8.3%	8.0%	9.1%
% of FP17s Relating to Free Repair or Replacements	53	4,285	1.2%	0.7%	0.8%	0.8%
% of FP17s Relating to Continuations	102	4,285	2.4%	1.0%	1.3%	1.3%
% of Patients satisfied with the dentistry they have received	6	6	N/A	94.0%	93.1%	93.2%
% of Patients satisfied with the time they had to wait for an appointment	5	6	N/A	87.5%	89.1%	89.0%

* This is based on patients treated on this contract for their most recent course of treatment. Figures in italics indicate the base number of FP17s or Patient Questionnaire responses are less than 100. N/A is shown where the base number of responses is less than 10 during the period. % is calculated as Quantity/Base number*100

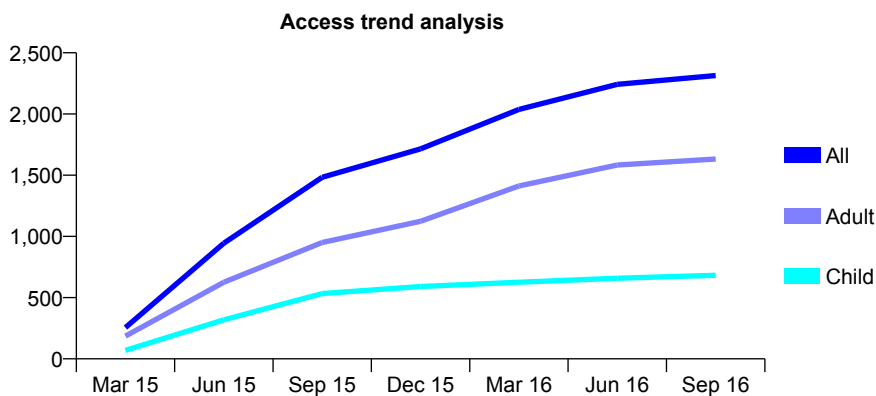
Q58 - Vital Signs At a Glance Contract Report for 146552/0001 - September 2016

Name or company name	Nadeem Rathore
Contract type name	GDS Contract
Purpose of contract	General
Contract start date	23/02/2015
Contract end date	

16/17 Contracted general activity (UDA)	6,279
Carry forward general activity (UDA)	0
16/17 Contracted orthodontic activity (UOA)	0
Carry forward orthodontic activity (UOA)	0
Baseline contract value	£138,007.06

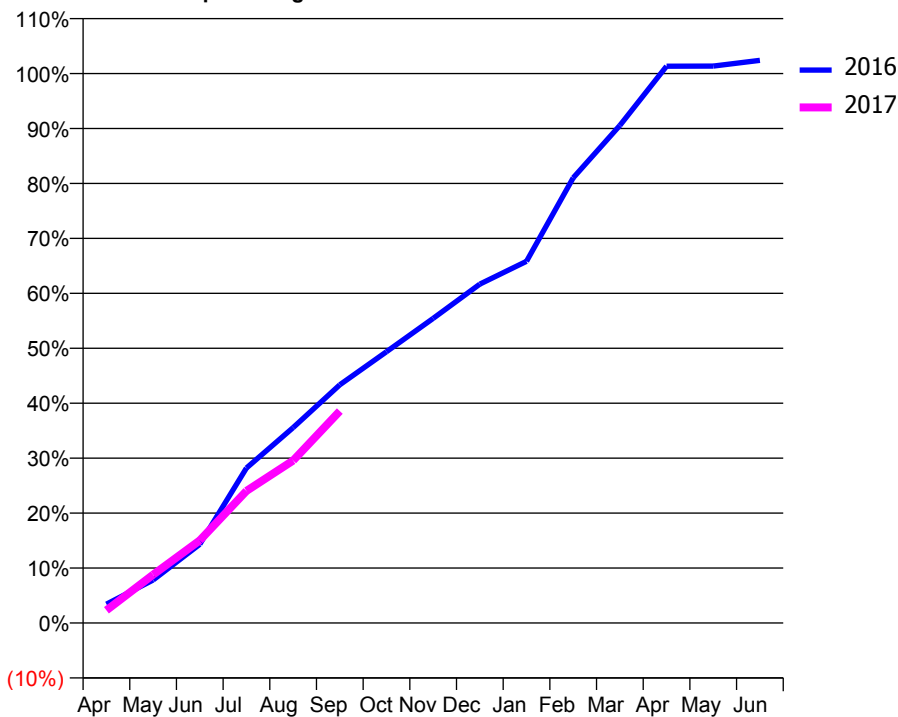
ACCESS*

Patients seen in 24 months	Total	Change since previous quarter
Quarter ending September 2015	1,483	
Quarter ending December 2015	1,715	↑
Quarter ending March 2016	2,038	↑
Quarter ending June 2016	2,242	↑
Quarter ending September 2016	2,314	↑
Variance since September 2015	56.0%	↑



ACTIVITY

Cumulative percentage of contracted UDA delivered 2016 & 2017



Adjusted Scheduled Activity (UDA)		
Month	2016	2017
April	216	146
May	491	552
June	899	945
July	1,772	1,509
August	2,233	1,857
September	2,722	2,422
October	3,101	
November	3,481	
December	3,872	
January	4,133	
February	5,087	
March	5,686	
April	6,362	
May	6,364	
June	6,429	

QUALITY

	Quantity	Base Number	Contract	AT	Region	England
% of FP17s for the same patient ID Re-attending within 3 months - Children	32	618	5.2%	11.4%	12.0%	12.4%
% of FP17s for the same patient ID Re-attending within 3 months - Adults	70	908	7.7%	14.8%	15.9%	16.7%
% of FP17s for the same patient ID Re-attending between 3 & 9 months - Children	402	618	65.0%	55.6%	58.6%	57.4%
% of FP17s for the same patient ID Re-attending between 3 & 9 months - Adults	368	908	40.5%	48.1%	51.6%	50.5%
% of FP17s for Band 1 Urgent Courses	61	1,202	5.1%	8.3%	8.0%	9.1%
% of FP17s Relating to Free Repair or Replacements	10	1,202	0.8%	0.7%	0.8%	0.8%
% of FP17s Relating to Continuations	0	1,202	0.0%	1.0%	1.3%	1.3%
% of Patients satisfied with the dentistry they have received	2	3	N/A	94.0%	93.1%	93.2%
% of Patients satisfied with the time they had to wait for an appointment	2	3	N/A	87.5%	89.1%	89.0%

* This is based on patients treated on this contract for their most recent course of treatment. Figures in italics indicate the base number of FP17s or Patient Questionnaire responses are less than 100. N/A is shown where the base number of responses is less than 10 during the period. % is calculated as Quantity/Base number*100

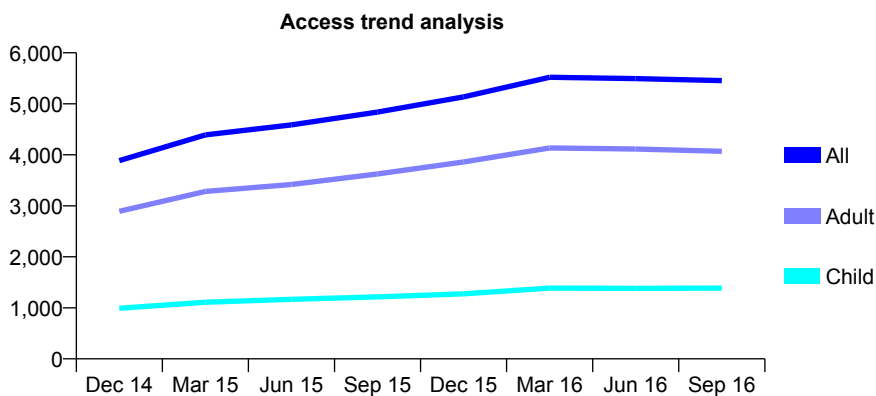
Q58 - Vital Signs At a Glance Contract Report for 147311/0001 - September 2016

Name or company name	Abington Dental Practice
Contract type name	GDS Contract
Purpose of contract	General
Contract start date	01/04/2014
Contract end date	

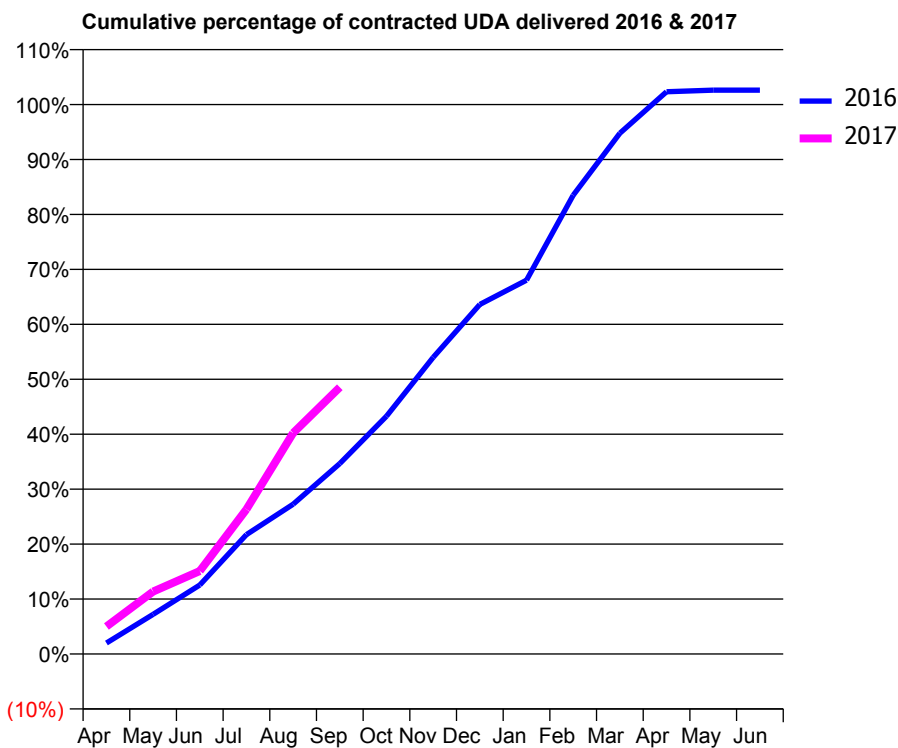
16/17 Contracted general activity (UDA)	15,504
Carry forward general activity (UDA)	0
16/17 Contracted orthodontic activity (UOA)	0
Carry forward orthodontic activity (UOA)	0
Baseline contract value	£390,576.26

ACCESS*

Patients seen in 24 months	Total	Change since previous quarter
Quarter ending September 2015	4,839	
Quarter ending December 2015	5,135	↑
Quarter ending March 2016	5,521	↑
Quarter ending June 2016	5,494	→
Quarter ending September 2016	5,455	→
Variance since September 2015	12.7%	↑



ACTIVITY



Month	Adjusted Scheduled Activity (UDA)	
	2016	2017
April	310	777
May	1,119	1,763
June	1,947	2,341
July	3,369	4,086
August	4,227	6,235
September	5,373	7,526
October	6,709	
November	8,371	
December	9,863	
January	10,549	
February	12,943	
March	14,693	
April	15,863	
May	15,908	
June	15,908	

QUALITY

	Quantity	Base Number	Contract	AT	Region	England
% of FP17s for the same patient ID Re-attending within 3 months - Children	129	1,056	12.2%	11.4%	12.0%	12.4%
% of FP17s for the same patient ID Re-attending within 3 months - Adults	527	3,060	17.2%	14.8%	15.9%	16.7%
% of FP17s for the same patient ID Re-attending between 3 & 9 months - Children	630	1,056	59.7%	55.6%	58.6%	57.4%
% of FP17s for the same patient ID Re-attending between 3 & 9 months - Adults	1,788	3,060	58.4%	48.1%	51.6%	50.5%
% of FP17s for Band 1 Urgent Courses	284	3,520	8.1%	8.3%	8.0%	9.1%
% of FP17s Relating to Free Repair or Replacements	44	3,520	1.3%	0.7%	0.8%	0.8%
% of FP17s Relating to Continuations	17	3,520	0.5%	1.0%	1.3%	1.3%
% of Patients satisfied with the dentistry they have received	12	13	92.3%	94.0%	93.1%	93.2%
% of Patients satisfied with the time they had to wait for an appointment	11	13	84.6%	87.5%	89.1%	89.0%

* This is based on patients treated on this contract for their most recent course of treatment. Figures in italics indicate the base number of FP17s or Patient Questionnaire responses are less than 100. N/A is shown where the base number of responses is less than 10 during the period. % is calculated as Quantity/Base number*100

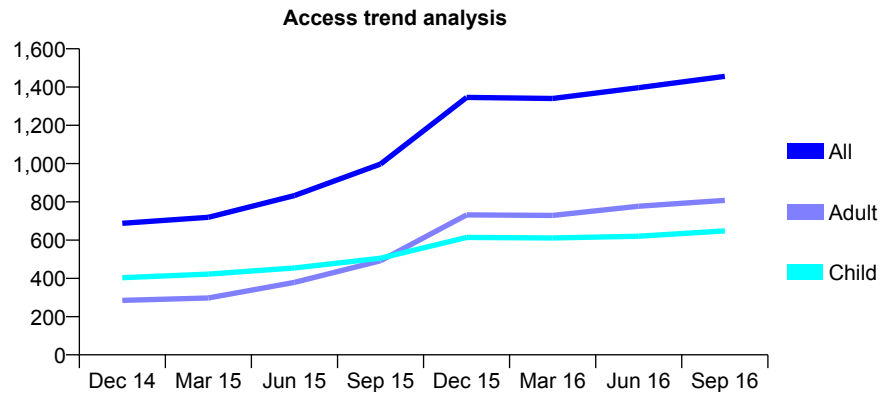
Q58 - Vital Signs At a Glance Contract Report for 147893/0001 - September 2016

Name or company name	Hockerill Dental Practice
Contract type name	GDS Contract
Purpose of contract	General
Contract start date	01/10/2013
Contract end date	

16/17 Contracted general activity (UDA)	2,475
Carry forward general activity (UDA)	0
16/17 Contracted orthodontic activity (UOA)	0
Carry forward orthodontic activity (UOA)	0
Baseline contract value	£69,901.02

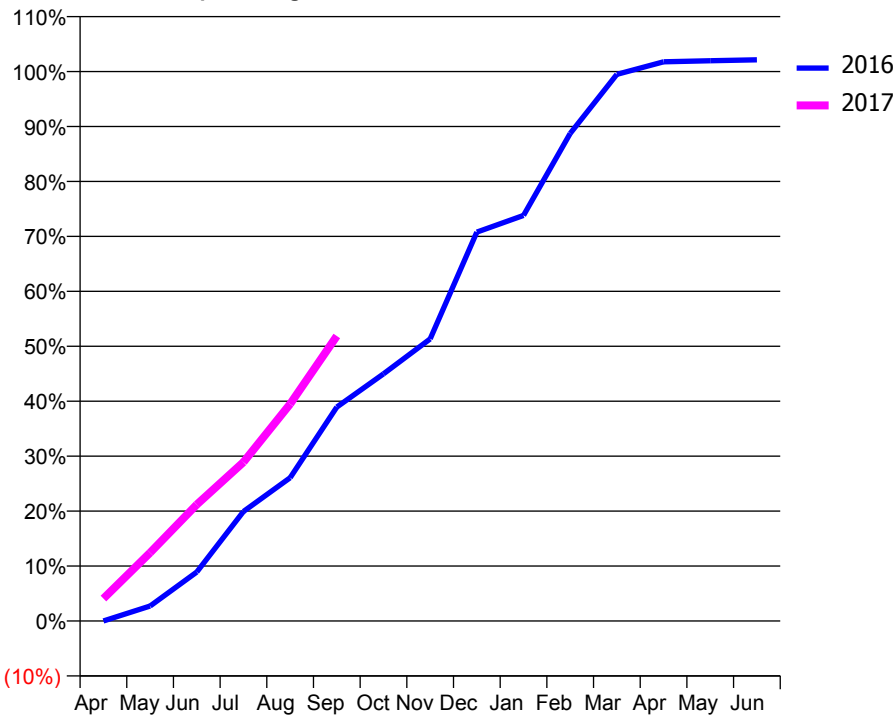
ACCESS*

Patients seen in 24 months	Total	Change since previous quarter
Quarter ending September 2015	997	
Quarter ending December 2015	1,346	↑
Quarter ending March 2016	1,340	→
Quarter ending June 2016	1,397	↑
Quarter ending September 2016	1,456	↑
Variance since September 2015	46.0%	↑



ACTIVITY

Cumulative percentage of contracted UDA delivered 2016 & 2017



Month	Adjusted Scheduled Activity (UDA)	
	2016	2017
April	0	101
May	67	308
June	221	525
July	493	716
August	646	977
September	964	1,284
October	1,113	
November	1,270	
December	1,752	
January	1,827	
February	2,196	
March	2,462	
April	2,518	
May	2,523	
June	2,527	

QUALITY

	Quantity	Base Number	Contract	AT	Region	England
% of FP17s for the same patient ID Re-attending within 3 months - Children	20	426	4.7%	11.4%	12.0%	12.4%
% of FP17s for the same patient ID Re-attending within 3 months - Adults	37	410	9.0%	14.8%	15.9%	16.7%
% of FP17s for the same patient ID Re-attending between 3 & 9 months - Children	199	426	46.7%	55.6%	58.6%	57.4%
% of FP17s for the same patient ID Re-attending between 3 & 9 months - Adults	163	410	39.8%	48.1%	51.6%	50.5%
% of FP17s for Band 1 Urgent Courses	29	776	3.7%	8.3%	8.0%	9.1%
% of FP17s Relating to Free Repair or Replacements	1	776	0.1%	0.7%	0.8%	0.8%
% of FP17s Relating to Continuations	7	776	0.9%	1.0%	1.3%	1.3%
% of Patients satisfied with the dentistry they have received	2	2	N/A	94.0%	93.1%	93.2%
% of Patients satisfied with the time they had to wait for an appointment	2	2	N/A	87.5%	89.1%	89.0%

* This is based on patients treated on this contract for their most recent course of treatment. Figures in italics indicate the base number of FP17s or Patient Questionnaire responses are less than 100. N/A is shown where the base number of responses is less than 10 during the period. % is calculated as Quantity/Base number*100

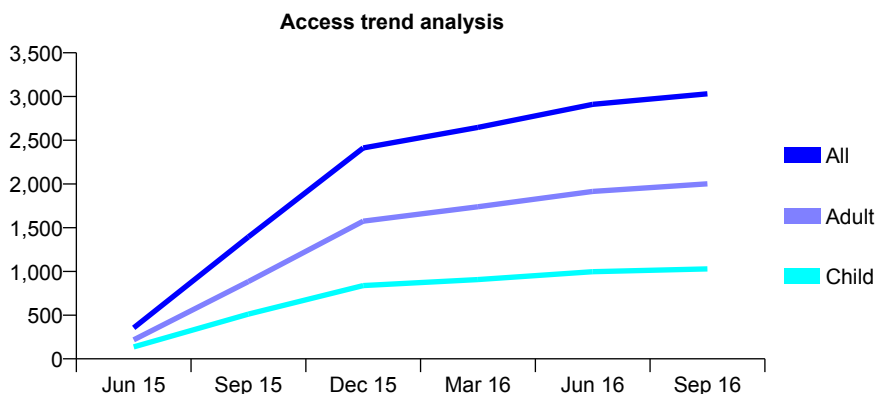
Q58 - Vital Signs At a Glance Contract Report for 147915/0001 - September 2016

Name or company name	Marford Dental Practice
Contract type name	GDS Contract
Purpose of contract	General
Contract start date	13/05/2015
Contract end date	

16/17 Contracted general activity (UDA)	9,281
Carry forward general activity (UDA)	0
16/17 Contracted orthodontic activity (UOA)	0
Carry forward orthodontic activity (UOA)	0
Baseline contract value	£256,861.42

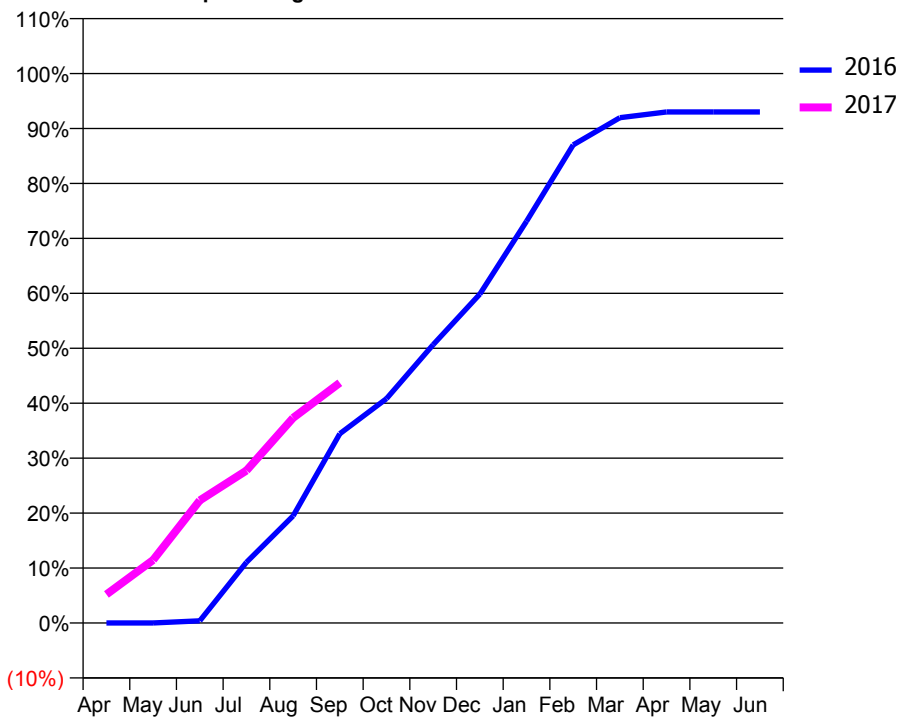
ACCESS*

Patients seen in 24 months	Total	Change since previous quarter
Quarter ending September 2015	1,395	
Quarter ending December 2015	2,412	↑
Quarter ending March 2016	2,647	↑
Quarter ending June 2016	2,910	↑
Quarter ending September 2016	3,031	↑
Variance since September 2015	117.3%	↑



ACTIVITY

Cumulative percentage of contracted UDA delivered 2016 & 2017



Month	Adjusted Scheduled Activity (UDA)	
	2016	2017
April	0	484
May	0	1,065
June	35	2,071
July	950	2,574
August	1,675	3,465
September	2,958	4,058
October	3,508	
November	4,352	
December	5,142	
January	6,280	
February	7,473	
March	7,900	
April	7,990	
May	7,990	
June	7,990	

QUALITY

	Quantity	Base Number	Contract	AT	Region	England
% of FP17s for the same patient ID Re-attending within 3 months - Children	52	707	7.4%	11.4%	12.0%	12.4%
% of FP17s for the same patient ID Re-attending within 3 months - Adults	201	1,368	14.7%	14.8%	15.9%	16.7%
% of FP17s for the same patient ID Re-attending between 3 & 9 months - Children	374	707	52.9%	55.6%	58.6%	57.4%
% of FP17s for the same patient ID Re-attending between 3 & 9 months - Adults	754	1,368	55.1%	48.1%	51.6%	50.5%
% of FP17s for Band 1 Urgent Courses	191	2,012	9.5%	8.3%	8.0%	9.1%
% of FP17s Relating to Free Repair or Replacements	4	2,012	0.2%	0.7%	0.8%	0.8%
% of FP17s Relating to Continuations	35	2,012	1.7%	1.0%	1.3%	1.3%
% of Patients satisfied with the dentistry they have received	2	2	N/A	94.0%	93.1%	93.2%
% of Patients satisfied with the time they had to wait for an appointment	2	2	N/A	87.5%	89.1%	89.0%

* This is based on patients treated on this contract for their most recent course of treatment. Figures in italics indicate the base number of FP17s or Patient Questionnaire responses are less than 100. N/A is shown where the base number of responses is less than 10 during the period. % is calculated as Quantity/Base number*100

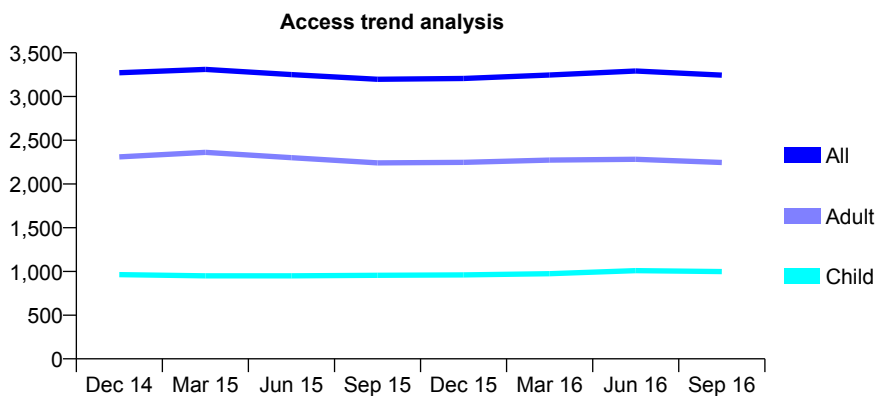
Q58 - Vital Signs At a Glance Contract Report for 149004/0002 - September 2016

Name or company name	Greenleaves Dental Practice
Contract type name	GDS Contract
Purpose of contract	General
Contract start date	01/02/2009
Contract end date	

16/17 Contracted general activity (UDA)	7,150
Carry forward general activity (UDA)	0
16/17 Contracted orthodontic activity (UOA)	0
Carry forward orthodontic activity (UOA)	0
Baseline contract value	£176,908.76

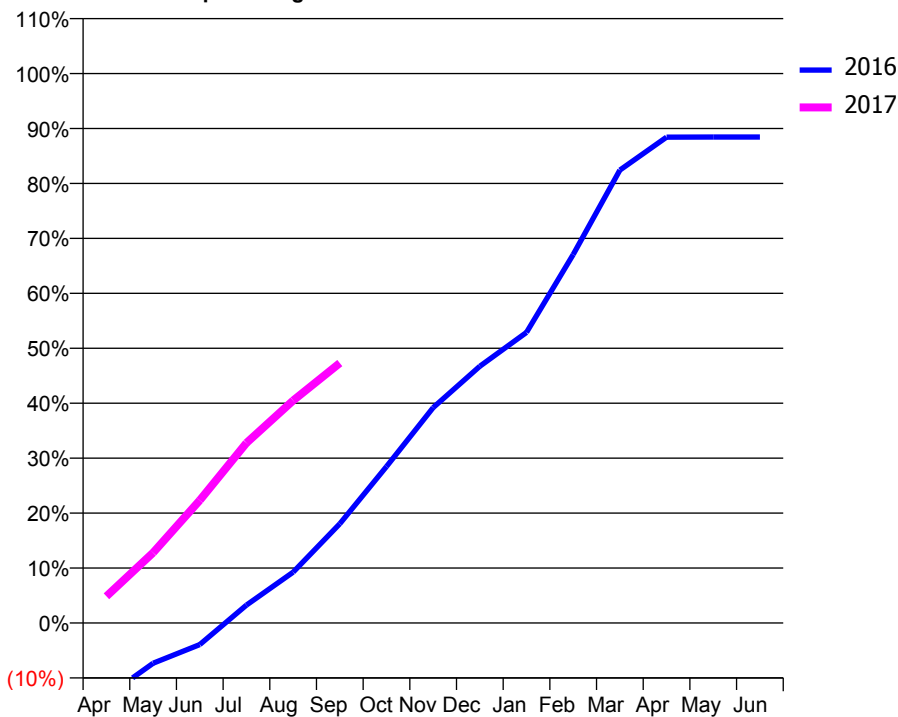
ACCESS*

Patients seen in 24 months	Total	Change since previous quarter
Quarter ending September 2015	3,197	
Quarter ending December 2015	3,207	→
Quarter ending March 2016	3,246	→
Quarter ending June 2016	3,292	→
Quarter ending September 2016	3,244	↓
Variance since September 2015	1.5%	→



ACTIVITY

Cumulative percentage of contracted UDA delivered 2016 & 2017



Adjusted Scheduled Activity (UDA)

Month	2016	2017
April	-960	348
May	-525	915
June	-282	1,598
July	234	2,343
August	661	2,895
September	1,291	3,383
October	2,036	
November	2,803	
December	3,341	
January	3,782	
February	4,795	
March	5,893	
April	6,322	
May	6,323	
June	6,323	

QUALITY

	Quantity	Base Number	Contract	AT	Region	England
% of FP17s for the same patient ID Re-attending within 3 months - Children	40	623	6.4%	11.4%	12.0%	12.4%
% of FP17s for the same patient ID Re-attending within 3 months - Adults	170	1,233	13.8%	14.8%	15.9%	16.7%
% of FP17s for the same patient ID Re-attending between 3 & 9 months - Children	285	623	45.7%	55.6%	58.6%	57.4%
% of FP17s for the same patient ID Re-attending between 3 & 9 months - Adults	477	1,233	38.7%	48.1%	51.6%	50.5%
% of FP17s for Band 1 Urgent Courses	183	1,661	11.0%	8.3%	8.0%	9.1%
% of FP17s Relating to Free Repair or Replacements	7	1,661	0.4%	0.7%	0.8%	0.8%
% of FP17s Relating to Continuations	14	1,661	0.8%	1.0%	1.3%	1.3%
% of Patients satisfied with the dentistry they have received	9	10	90.0%	94.0%	93.1%	93.2%
% of Patients satisfied with the time they had to wait for an appointment	9	10	90.0%	87.5%	89.1%	89.0%

* This is based on patients treated on this contract for their most recent course of treatment. Figures in italics indicate the base number of FP17s or Patient Questionnaire responses are less than 100. N/A is shown where the base number of responses is less than 10 during the period. % is calculated as Quantity/Base number*100

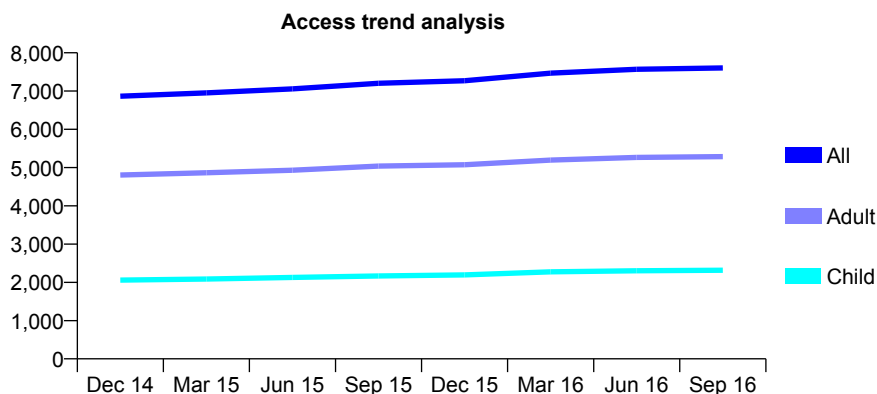
Q58 - Vital Signs At a Glance Contract Report for 149772/0001 - September 2016

Name or company name	Vogue Dental Care
Contract type name	GDS Contract
Purpose of contract	General
Contract start date	01/11/2010
Contract end date	

16/17 Contracted general activity (UDA)	19,156
Carry forward general activity (UDA)	0
16/17 Contracted orthodontic activity (UOA)	0
Carry forward orthodontic activity (UOA)	0
Baseline contract value	£652,198.10

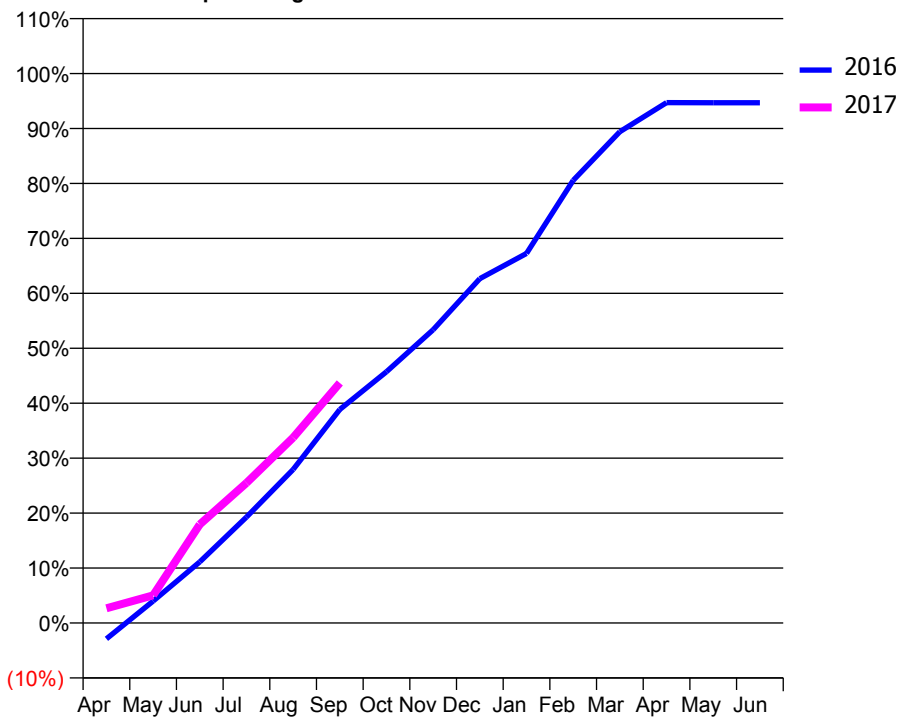
ACCESS*

Patients seen in 24 months	Total	Change since previous quarter
Quarter ending September 2015	7,205	
Quarter ending December 2015	7,271	→
Quarter ending March 2016	7,470	↑
Quarter ending June 2016	7,568	→
Quarter ending September 2016	7,603	→
Variance since September 2015	5.5%	↑



ACTIVITY

Cumulative percentage of contracted UDA delivered 2016 & 2017



Month	Adjusted Scheduled Activity (UDA)	
	2016	2017
April	-558	516
May	766	965
June	2,132	3,439
July	3,694	4,885
August	5,351	6,464
September	7,443	8,368
October	8,760	
November	10,223	
December	12,005	
January	12,885	
February	15,432	
March	17,128	
April	18,139	
May	18,138	
June	18,138	

QUALITY

	Quantity	Base Number	Contract	AT	Region	England
% of FP17s for the same patient ID Re-attending within 3 months - Children	201	1,960	10.3%	11.4%	12.0%	12.4%
% of FP17s for the same patient ID Re-attending within 3 months - Adults	528	3,649	14.5%	14.8%	15.9%	16.7%
% of FP17s for the same patient ID Re-attending between 3 & 9 months - Children	1,243	1,960	63.4%	55.6%	58.6%	57.4%
% of FP17s for the same patient ID Re-attending between 3 & 9 months - Adults	1,990	3,649	54.5%	48.1%	51.6%	50.5%
% of FP17s for Band 1 Urgent Courses	373	4,616	8.1%	8.3%	8.0%	9.1%
% of FP17s Relating to Free Repair or Replacements	36	4,616	0.8%	0.7%	0.8%	0.8%
% of FP17s Relating to Continuations	6	4,616	0.1%	1.0%	1.3%	1.3%
% of Patients satisfied with the dentistry they have received	7	7	N/A	94.0%	93.1%	93.2%
% of Patients satisfied with the time they had to wait for an appointment	7	7	N/A	87.5%	89.1%	89.0%

* This is based on patients treated on this contract for their most recent course of treatment. Figures in italics indicate the base number of FP17s or Patient Questionnaire responses are less than 100. N/A is shown where the base number of responses is less than 10 during the period. % is calculated as Quantity/Base number*100

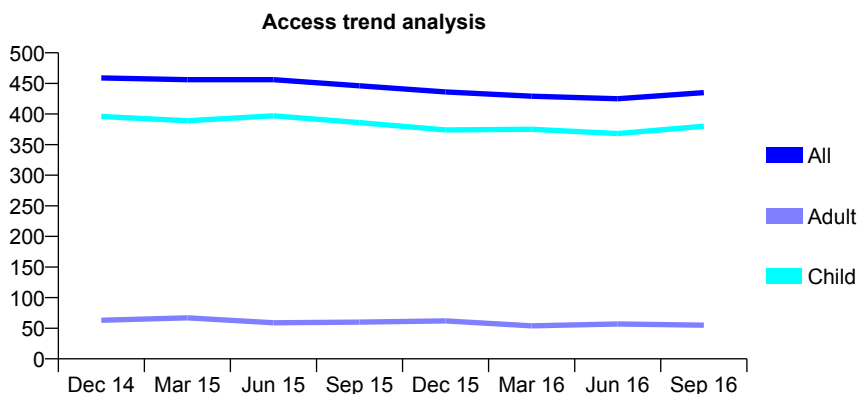
Q58 - Vital Signs At a Glance Contract Report for 150002/0001 - September 2016

Name or company name	Smilecraft Dental Care
Contract type name	GDS Contract
Purpose of contract	General
Contract start date	01/09/2012
Contract end date	

16/17 Contracted general activity (UDA)	2,000
Carry forward general activity (UDA)	0
16/17 Contracted orthodontic activity (UOA)	0
Carry forward orthodontic activity (UOA)	0
Baseline contract value	£50,914.06

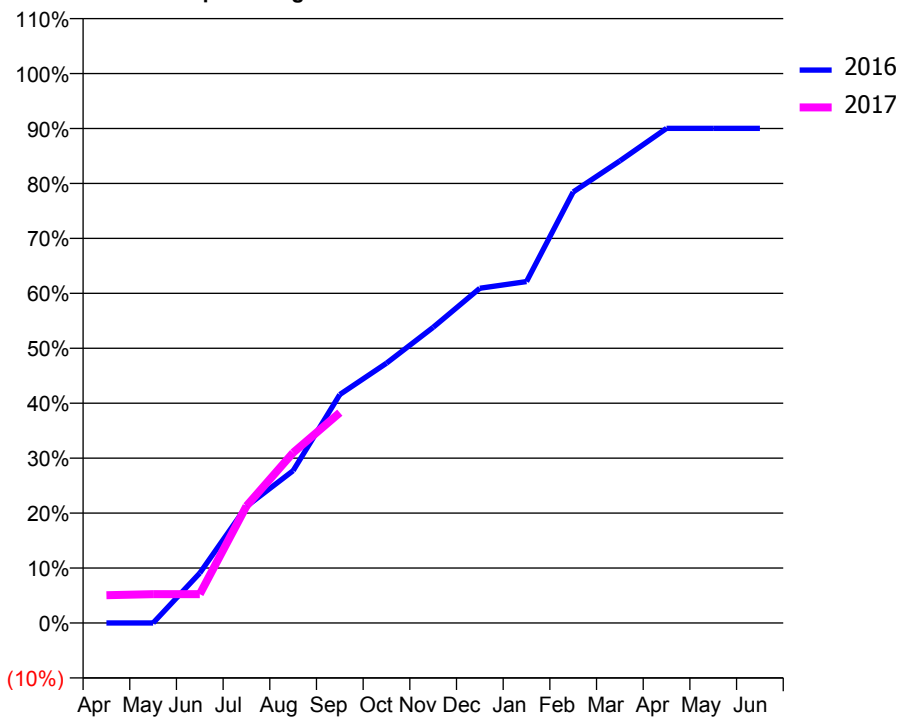
ACCESS*

Patients seen in 24 months	Total	Change since previous quarter
Quarter ending September 2015	446	
Quarter ending December 2015	436	↓
Quarter ending March 2016	429	↓
Quarter ending June 2016	425	→
Quarter ending September 2016	435	↑
Variance since September 2015	(2.5%)	↓



ACTIVITY

Cumulative percentage of contracted UDA delivered 2016 & 2017



Adjusted Scheduled Activity (UDA)

Month	2016	2017
April	0	101
May	0	105
June	182	105
July	424	426
August	554	620
September	832	766
October	946	
November	1,076	
December	1,219	
January	1,243	
February	1,569	
March	1,682	
April	1,800	
May	1,800	
June	1,800	

QUALITY

	Quantity	Base Number	Contract	AT	Region	England
% of FP17s for the same patient ID Re-attending within 3 months - Children	34	441	7.7%	11.4%	12.0%	12.4%
% of FP17s for the same patient ID Re-attending within 3 months - Adults	0	0	N/A	14.8%	15.9%	16.7%
% of FP17s for the same patient ID Re-attending between 3 & 9 months - Children	344	441	78.0%	55.6%	58.6%	57.4%
% of FP17s for the same patient ID Re-attending between 3 & 9 months - Adults	0	0	N/A	48.1%	51.6%	50.5%
% of FP17s for Band 1 Urgent Courses	9	388	2.3%	8.3%	8.0%	9.1%
% of FP17s Relating to Free Repair or Replacements	0	388	0.0%	0.7%	0.8%	0.8%
% of FP17s Relating to Continuations	0	388	0.0%	1.0%	1.3%	1.3%
% of Patients satisfied with the dentistry they have received	0	0	N/A	94.0%	93.1%	93.2%
% of Patients satisfied with the time they had to wait for an appointment	0	0	N/A	87.5%	89.1%	89.0%

* This is based on patients treated on this contract for their most recent course of treatment. Figures in italics indicate the base number of FP17s or Patient Questionnaire responses are less than 100. N/A is shown where the base number of responses is less than 10 during the period. % is calculated as Quantity/Base number*100

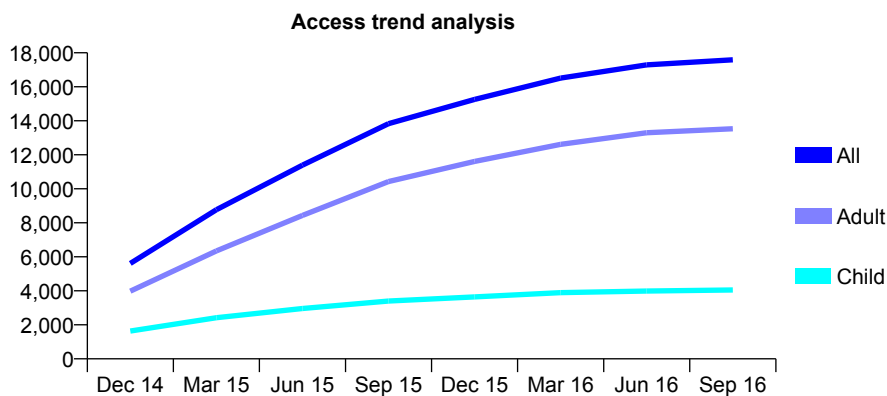
Q58 - Vital Signs At a Glance Contract Report for 150592/0001 - September 2016

Name or company name	Flitwick Dental Group
Contract type name	GDS Contract
Purpose of contract	General
Contract start date	14/08/2014
Contract end date	

16/17 Contracted general activity (UDA)	40,361
Carry forward general activity (UDA)	0
16/17 Contracted orthodontic activity (UOA)	0
Carry forward orthodontic activity (UOA)	0
Baseline contract value	£896,432.09

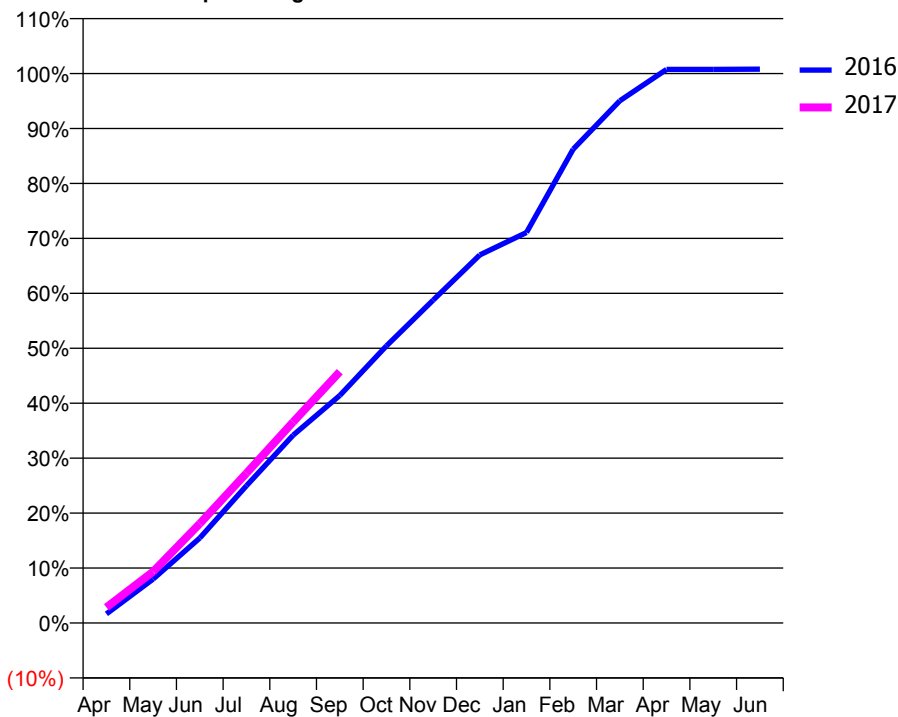
ACCESS*

Patients seen in 24 months	Total	Change since previous quarter
Quarter ending September 2015	13,828	
Quarter ending December 2015	15,257	↑
Quarter ending March 2016	16,510	↑
Quarter ending June 2016	17,289	↑
Quarter ending September 2016	17,585	→
Variance since September 2015	27.2%	↑



ACTIVITY

Cumulative percentage of contracted UDA delivered 2016 & 2017



Month	Adjusted Scheduled Activity (UDA)	
	2016	2017
April	670	1,153
May	3,226	3,776
June	6,243	7,300
July	10,084	11,004
August	13,791	14,769
September	16,715	18,453
October	20,357	
November	23,715	
December	27,039	
January	28,681	
February	34,802	
March	38,355	
April	40,657	
May	40,662	
June	40,683	

QUALITY

	Quantity	Base Number	Contract	AT	Region	England
% of FP17s for the same patient ID Re-attending within 3 months - Children	186	3,031	6.1%	11.4%	12.0%	12.4%
% of FP17s for the same patient ID Re-attending within 3 months - Adults	997	7,731	12.9%	14.8%	15.9%	16.7%
% of FP17s for the same patient ID Re-attending between 3 & 9 months - Children	1,630	3,031	53.8%	55.6%	58.6%	57.4%
% of FP17s for the same patient ID Re-attending between 3 & 9 months - Adults	2,339	7,731	30.3%	48.1%	51.6%	50.5%
% of FP17s for Band 1 Urgent Courses	774	9,666	8.0%	8.3%	8.0%	9.1%
% of FP17s Relating to Free Repair or Replacements	85	9,666	0.9%	0.7%	0.8%	0.8%
% of FP17s Relating to Continuations	105	9,666	1.1%	1.0%	1.3%	1.3%
% of Patients satisfied with the dentistry they have received	18	19	94.7%	94.0%	93.1%	93.2%
% of Patients satisfied with the time they had to wait for an appointment	19	19	100.0%	87.5%	89.1%	89.0%

* This is based on patients treated on this contract for their most recent course of treatment. Figures in italics indicate the base number of FP17s or Patient Questionnaire responses are less than 100. N/A is shown where the base number of responses is less than 10 during the period. % is calculated as Quantity/Base number*100

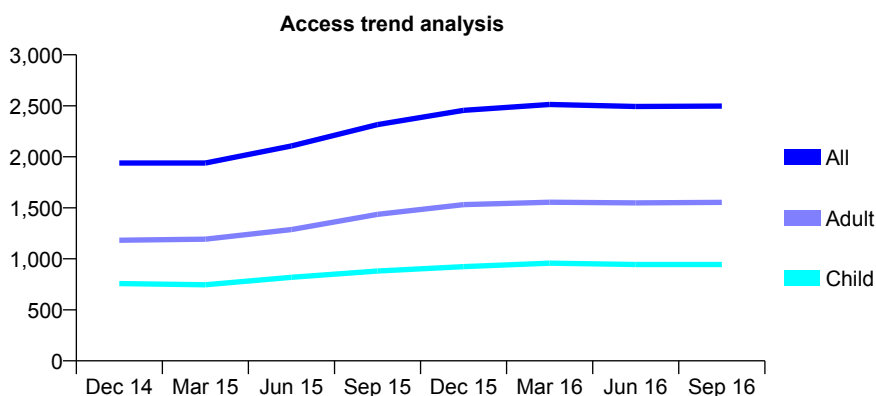
Q58 - Vital Signs At a Glance Contract Report for 151432/0001 - September 2016

Name or company name	Mr KV Chauhan and Mr J Pandya
Contract type name	GDS Contract
Purpose of contract	General
Contract start date	11/02/2014
Contract end date	

16/17 Contracted general activity (UDA)	6,888
Carry forward general activity (UDA)	0
16/17 Contracted orthodontic activity (UOA)	0
Carry forward orthodontic activity (UOA)	0
Baseline contract value	£234,273.61

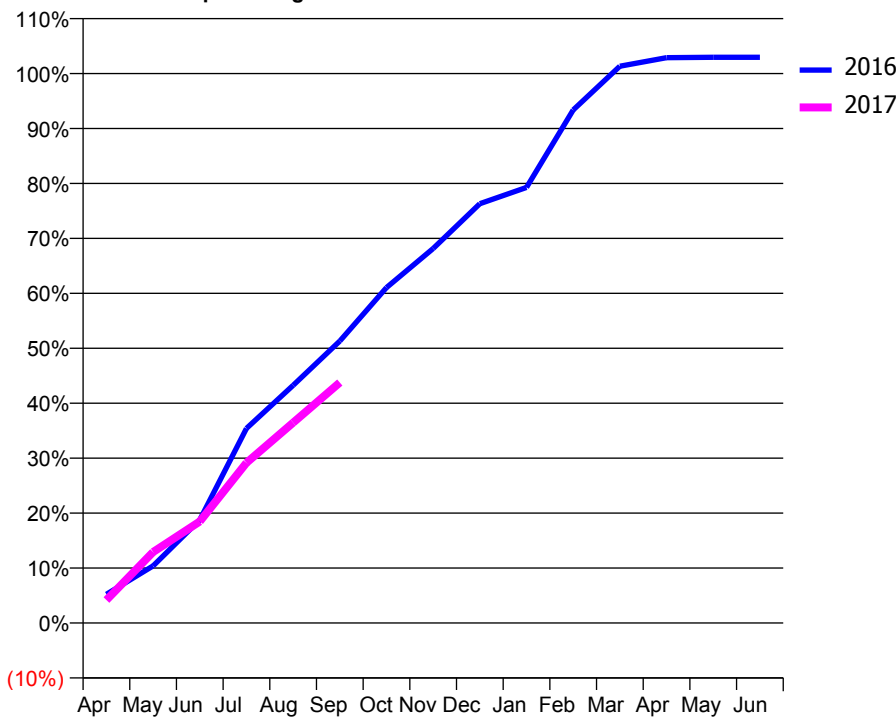
ACCESS*

Patients seen in 24 months	Total	Change since previous quarter
Quarter ending September 2015	2,316	
Quarter ending December 2015	2,455	↑
Quarter ending March 2016	2,513	↑
Quarter ending June 2016	2,493	→
Quarter ending September 2016	2,497	→
Variance since September 2015	7.8%	↑



ACTIVITY

Cumulative percentage of contracted UDA delivered 2016 & 2017



Adjusted Scheduled Activity (UDA)

Month	2016	2017
April	360	288
May	716	890
June	1,292	1,273
July	2,439	2,008
August	2,979	2,512
September	3,534	3,014
October	4,205	
November	4,695	
December	5,256	
January	5,459	
February	6,430	
March	6,980	
April	7,087	
May	7,091	
June	7,092	

QUALITY

	Quantity	Base Number	Contract	AT	Region	England
% of FP17s for the same patient ID Re-attending within 3 months - Children	25	491	5.1%	11.4%	12.0%	12.4%
% of FP17s for the same patient ID Re-attending within 3 months - Adults	88	845	10.4%	14.8%	15.9%	16.7%
% of FP17s for the same patient ID Re-attending between 3 & 9 months - Children	219	491	44.6%	55.6%	58.6%	57.4%
% of FP17s for the same patient ID Re-attending between 3 & 9 months - Adults	287	845	34.0%	48.1%	51.6%	50.5%
% of FP17s for Band 1 Urgent Courses	81	1,270	6.4%	8.3%	8.0%	9.1%
% of FP17s Relating to Free Repair or Replacements	5	1,270	0.4%	0.7%	0.8%	0.8%
% of FP17s Relating to Continuations	5	1,270	0.4%	1.0%	1.3%	1.3%
% of Patients satisfied with the dentistry they have received	3	3	N/A	94.0%	93.1%	93.2%
% of Patients satisfied with the time they had to wait for an appointment	3	3	N/A	87.5%	89.1%	89.0%

* This is based on patients treated on this contract for their most recent course of treatment. Figures in italics indicate the base number of FP17s or Patient Questionnaire responses are less than 100. N/A is shown where the base number of responses is less than 10 during the period. % is calculated as Quantity/Base number*100

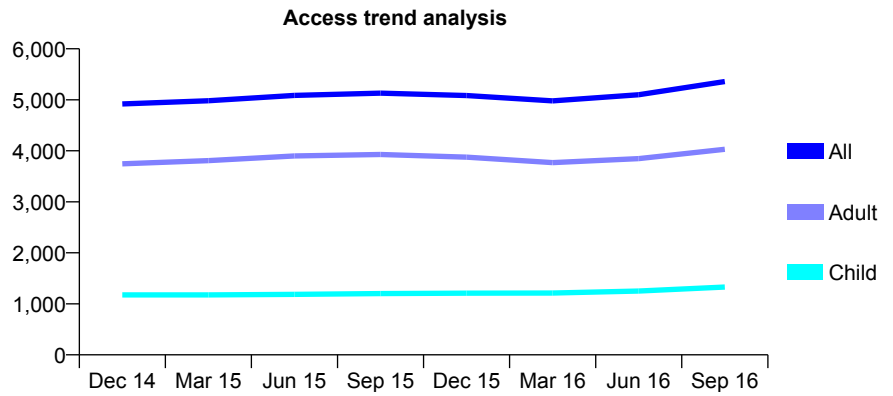
Q58 - Vital Signs At a Glance Contract Report for 151440/0001 - September 2016

Name or company name	Obex Partners Ltd
Contract type name	GDS Contract
Purpose of contract	General
Contract start date	01/11/2007
Contract end date	

16/17 Contracted general activity (UDA)	12,324
Carry forward general activity (UDA)	0
16/17 Contracted orthodontic activity (UOA)	0
Carry forward orthodontic activity (UOA)	0
Baseline contract value	£355,436.48

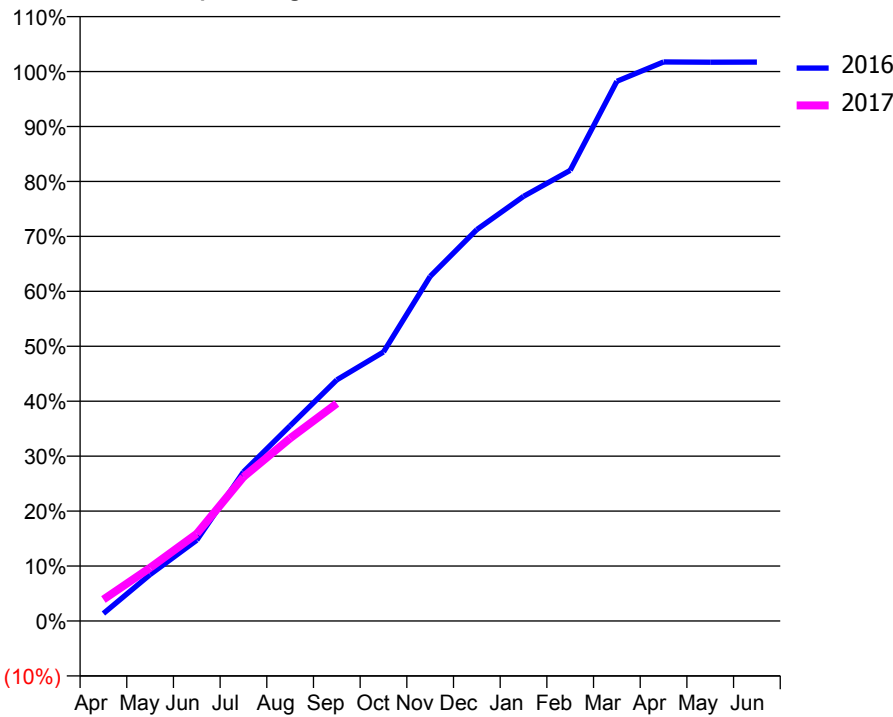
ACCESS*

Patients seen in 24 months	Total	Change since previous quarter
Quarter ending September 2015	5,130	
Quarter ending December 2015	5,084	→
Quarter ending March 2016	4,979	↓
Quarter ending June 2016	5,099	↑
Quarter ending September 2016	5,359	↑
Variance since September 2015	4.5%	↑



ACTIVITY

Cumulative percentage of contracted UDA delivered 2016 & 2017



Month	Adjusted Scheduled Activity (UDA)	
	2016	2017
April	168	483
May	1,041	1,196
June	1,814	1,957
July	3,344	3,231
August	4,379	4,097
September	5,410	4,880
October	6,034	
November	7,728	
December	8,779	
January	9,525	
February	10,107	
March	12,103	
April	12,537	
May	12,533	
June	12,535	

QUALITY

	Quantity	Base Number	Contract	AT	Region	England
% of FP17s for the same patient ID Re-attending within 3 months - Children	29	755	3.8%	11.4%	12.0%	12.4%
% of FP17s for the same patient ID Re-attending within 3 months - Adults	102	2,065	4.9%	14.8%	15.9%	16.7%
% of FP17s for the same patient ID Re-attending between 3 & 9 months - Children	414	755	54.8%	55.6%	58.6%	57.4%
% of FP17s for the same patient ID Re-attending between 3 & 9 months - Adults	929	2,065	45.0%	48.1%	51.6%	50.5%
% of FP17s for Band 1 Urgent Courses	193	2,591	7.4%	8.3%	8.0%	9.1%
% of FP17s Relating to Free Repair or Replacements	21	2,591	0.8%	0.7%	0.8%	0.8%
% of FP17s Relating to Continuations	6	2,591	0.2%	1.0%	1.3%	1.3%
% of Patients satisfied with the dentistry they have received	5	5	N/A	94.0%	93.1%	93.2%
% of Patients satisfied with the time they had to wait for an appointment	4	5	N/A	87.5%	89.1%	89.0%

* This is based on patients treated on this contract for their most recent course of treatment. Figures in italics indicate the base number of FP17s or Patient Questionnaire responses are less than 100. N/A is shown where the base number of responses is less than 10 during the period. % is calculated as Quantity/Base number*100

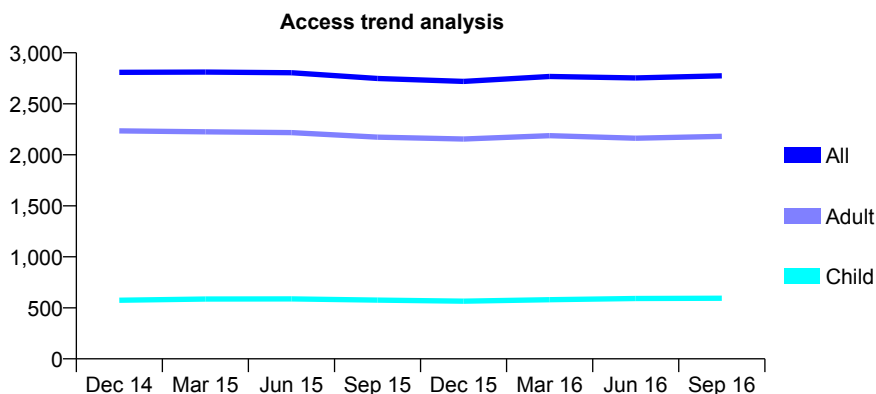
Q58 - Vital Signs At a Glance Contract Report for 152706/0001 - September 2016

Name or company name	R Patel & Associate
Contract type name	GDS Contract
Purpose of contract	General
Contract start date	01/04/2008
Contract end date	

16/17 Contracted general activity (UDA)	6,257
Carry forward general activity (UDA)	0
16/17 Contracted orthodontic activity (UOA)	0
Carry forward orthodontic activity (UOA)	0
Baseline contract value	£164,369.98

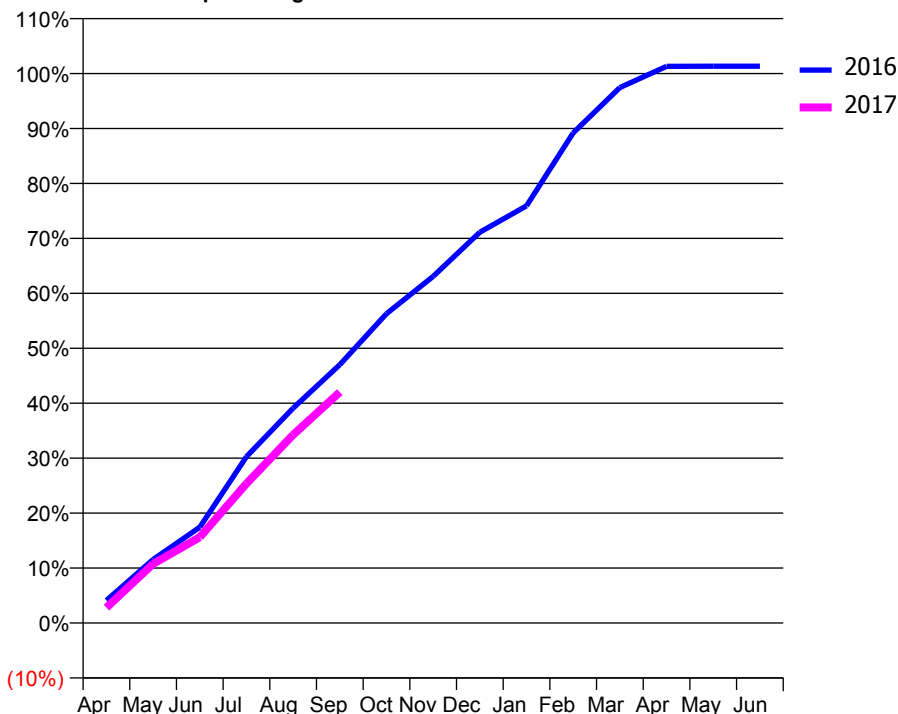
ACCESS*

Patients seen in 24 months	Total	Change since previous quarter
Quarter ending September 2015	2,749	
Quarter ending December 2015	2,720	↓
Quarter ending March 2016	2,768	→
Quarter ending June 2016	2,754	→
Quarter ending September 2016	2,775	→
Variance since September 2015	0.9%	→



ACTIVITY

Cumulative percentage of contracted UDA delivered 2016 & 2017



Adjusted Scheduled Activity (UDA)

Month	2016	2017
April	258	175
May	723	673
June	1,092	978
July	1,894	1,587
August	2,447	2,143
September	2,941	2,629
October	3,521	
November	3,947	
December	4,450	
January	4,750	
February	5,581	
March	6,096	
April	6,339	
May	6,340	
June	6,340	

QUALITY

	Quantity	Base Number	Contract	AT	Region	England
% of FP17s for the same patient ID Re-attending within 3 months - Children	17	451	3.8%	11.4%	12.0%	12.4%
% of FP17s for the same patient ID Re-attending within 3 months - Adults	111	1,350	8.2%	14.8%	15.9%	16.7%
% of FP17s for the same patient ID Re-attending between 3 & 9 months - Children	303	451	67.2%	55.6%	58.6%	57.4%
% of FP17s for the same patient ID Re-attending between 3 & 9 months - Adults	833	1,350	61.7%	48.1%	51.6%	50.5%
% of FP17s for Band 1 Urgent Courses	86	1,678	5.1%	8.3%	8.0%	9.1%
% of FP17s Relating to Free Repair or Replacements	4	1,678	0.2%	0.7%	0.8%	0.8%
% of FP17s Relating to Continuations	1	1,678	0.1%	1.0%	1.3%	1.3%
% of Patients satisfied with the dentistry they have received	0	0	N/A	94.0%	93.1%	93.2%
% of Patients satisfied with the time they had to wait for an appointment	0	0	N/A	87.5%	89.1%	89.0%

* This is based on patients treated on this contract for their most recent course of treatment. Figures in italics indicate the base number of FP17s or Patient Questionnaire responses are less than 100. N/A is shown where the base number of responses is less than 10 during the period. % is calculated as Quantity/Base number*100

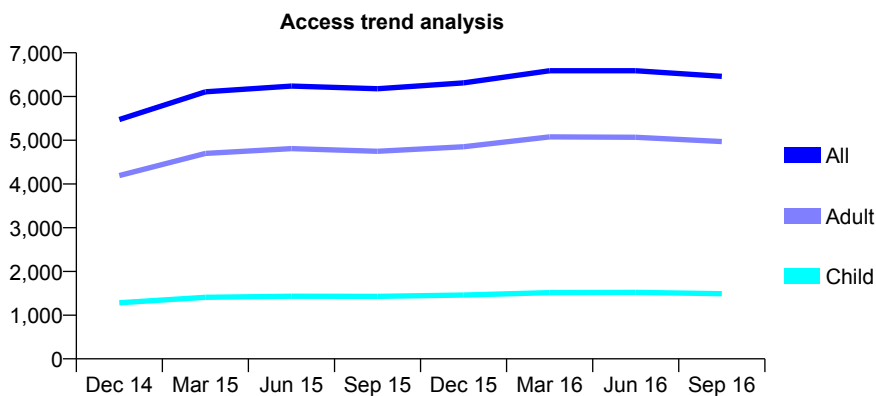
Q58 - Vital Signs At a Glance Contract Report for 153052/0002 - September 2016

Name or company name	Dentalcare (Southern) Limited
Contract type name	PDS Contract
Purpose of contract	General
Contract start date	01/04/2013
Contract end date	31/03/2018

16/17 Contracted general activity (UDA)	15,000
Carry forward general activity (UDA)	0
16/17 Contracted orthodontic activity (UOA)	0
Carry forward orthodontic activity (UOA)	0
Baseline contract value	£357,703.49

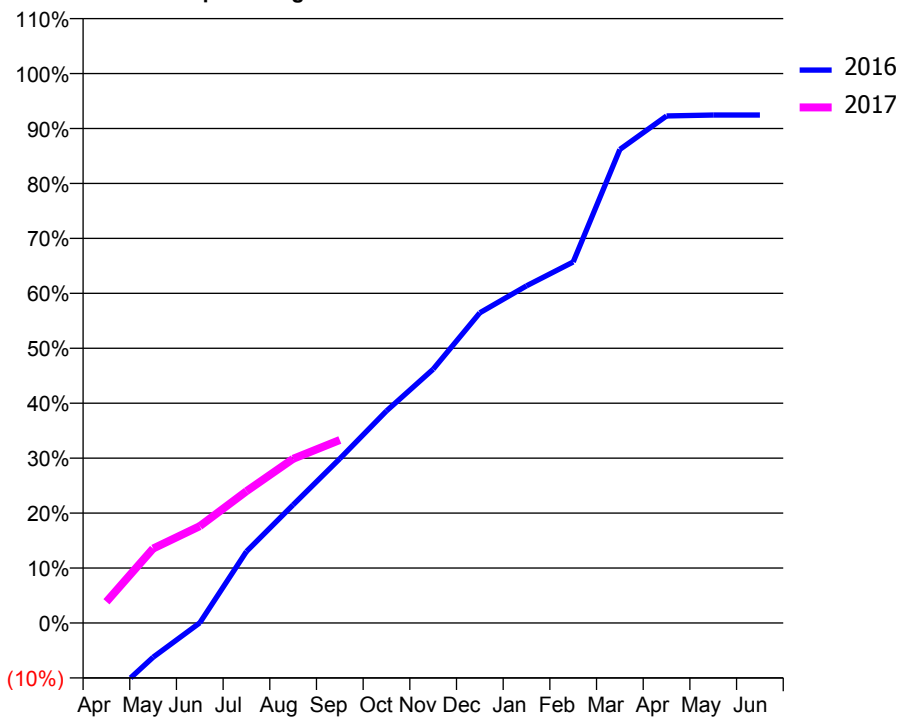
ACCESS*

Patients seen in 24 months	Total	Change since previous quarter
Quarter ending September 2015	6,177	
Quarter ending December 2015	6,313	↑
Quarter ending March 2016	6,590	↑
Quarter ending June 2016	6,590	→
Quarter ending September 2016	6,462	↓
Variance since September 2015	4.6%	↑



ACTIVITY

Cumulative percentage of contracted UDA delivered 2016 & 2017



Adjusted Scheduled Activity (UDA)

Month	2016	2017
April	-2,109	580
May	-938	2,032
June	4	2,644
July	1,951	3,597
August	3,227	4,484
September	4,487	4,996
October	5,790	
November	6,929	
December	8,467	
January	9,205	
February	9,856	
March	12,926	
April	13,841	
May	13,867	
June	13,867	

QUALITY

	Quantity	Base Number	Contract	AT	Region	England
% of FP17s for the same patient ID Re-attending within 3 months - Children	51	677	7.5%	11.4%	12.0%	12.4%
% of FP17s for the same patient ID Re-attending within 3 months - Adults	267	2,241	11.9%	14.8%	15.9%	16.7%
% of FP17s for the same patient ID Re-attending between 3 & 9 months - Children	355	677	52.4%	55.6%	58.6%	57.4%
% of FP17s for the same patient ID Re-attending between 3 & 9 months - Adults	1,139	2,241	50.8%	48.1%	51.6%	50.5%
% of FP17s for Band 1 Urgent Courses	260	2,562	10.1%	8.3%	8.0%	9.1%
% of FP17s Relating to Free Repair or Replacements	28	2,562	1.1%	0.7%	0.8%	0.8%
% of FP17s Relating to Continuations	15	2,562	0.6%	1.0%	1.3%	1.3%
% of Patients satisfied with the dentistry they have received	5	6	N/A	94.0%	93.1%	93.2%
% of Patients satisfied with the time they had to wait for an appointment	4	6	N/A	87.5%	89.1%	89.0%

* This is based on patients treated on this contract for their most recent course of treatment. Figures in italics indicate the base number of FP17s or Patient Questionnaire responses are less than 100. N/A is shown where the base number of responses is less than 10 during the period. % is calculated as Quantity/Base number*100

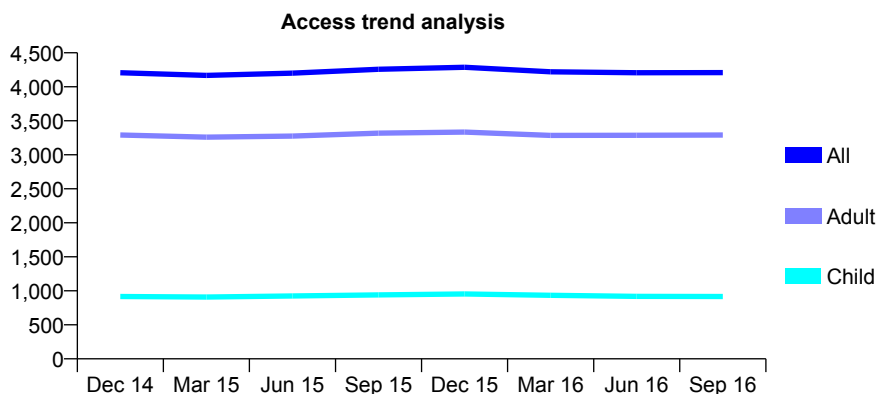
Q58 - Vital Signs At a Glance Contract Report for 154571/0001 - September 2016

Name or company name	Cheshunt Dental Care
Contract type name	GDS Contract
Purpose of contract	General
Contract start date	01/04/2007
Contract end date	

16/17 Contracted general activity (UDA)	15,790
Carry forward general activity (UDA)	0
16/17 Contracted orthodontic activity (UOA)	0
Carry forward orthodontic activity (UOA)	0
Baseline contract value	£488,778.72

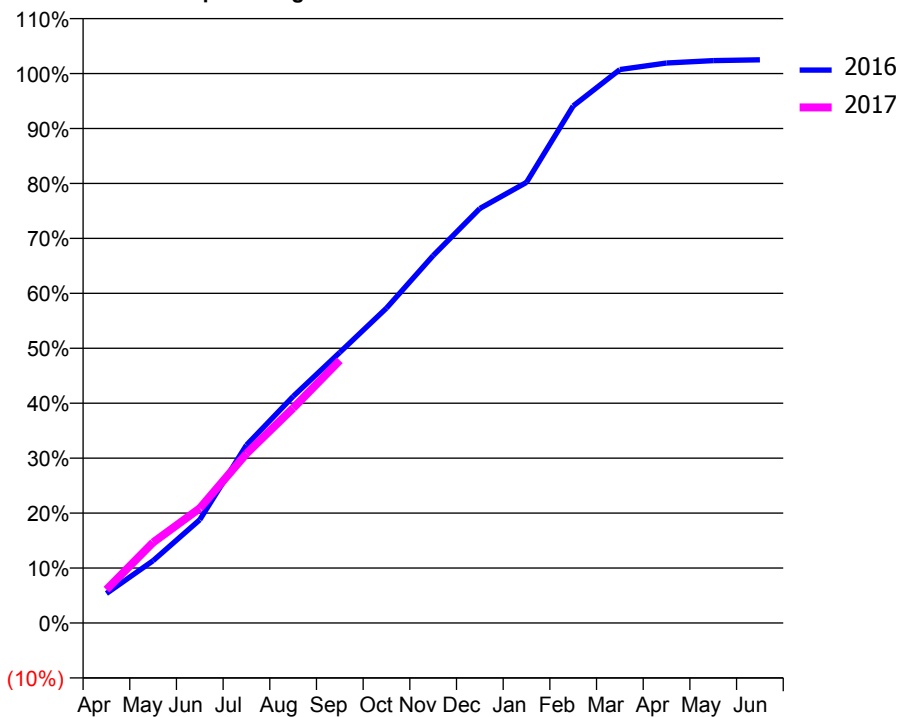
ACCESS*

Patients seen in 24 months	Total	Change since previous quarter
Quarter ending September 2015	4,258	
Quarter ending December 2015	4,287	→
Quarter ending March 2016	4,220	↓
Quarter ending June 2016	4,206	→
Quarter ending September 2016	4,208	→
Variance since September 2015	(1.2%)	↓



ACTIVITY

Cumulative percentage of contracted UDA delivered 2016 & 2017



Month	Adjusted Scheduled Activity (UDA)	
	2016	2017
April	849	960
May	1,790	2,318
June	2,969	3,295
July	5,113	4,868
August	6,513	6,176
September	7,777	7,548
October	9,048	
November	10,558	
December	11,911	
January	12,663	
February	14,859	
March	15,905	
April	16,092	
May	16,162	
June	16,184	

QUALITY

	Quantity	Base Number	Contract	AT	Region	England
% of FP17s for the same patient ID Re-attending within 3 months - Children	64	652	9.8%	11.4%	12.0%	12.4%
% of FP17s for the same patient ID Re-attending within 3 months - Adults	316	2,138	14.8%	14.8%	15.9%	16.7%
% of FP17s for the same patient ID Re-attending between 3 & 9 months - Children	302	652	46.3%	55.6%	58.6%	57.4%
% of FP17s for the same patient ID Re-attending between 3 & 9 months - Adults	913	2,138	42.7%	48.1%	51.6%	50.5%
% of FP17s for Band 1 Urgent Courses	263	2,633	10.0%	8.3%	8.0%	9.1%
% of FP17s Relating to Free Repair or Replacements	91	2,633	3.5%	0.7%	0.8%	0.8%
% of FP17s Relating to Continuations	7	2,633	0.3%	1.0%	1.3%	1.3%
% of Patients satisfied with the dentistry they have received	1	1	N/A	94.0%	93.1%	93.2%
% of Patients satisfied with the time they had to wait for an appointment	1	1	N/A	87.5%	89.1%	89.0%

* This is based on patients treated on this contract for their most recent course of treatment. Figures in italics indicate the base number of FP17s or Patient Questionnaire responses are less than 100. N/A is shown where the base number of responses is less than 10 during the period. % is calculated as Quantity/Base number*100

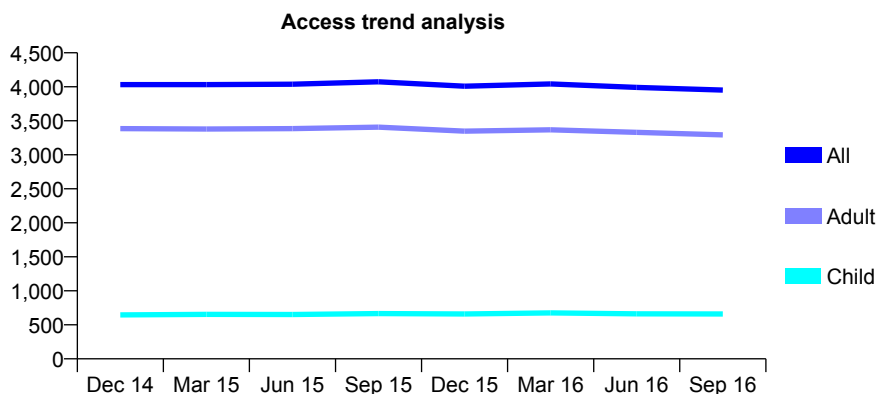
Q58 - Vital Signs At a Glance Contract Report for 154598/0001 - September 2016

Name or company name	Broxbourne Dental Smile Clinic
Contract type name	GDS Contract
Purpose of contract	General
Contract start date	01/12/2010
Contract end date	

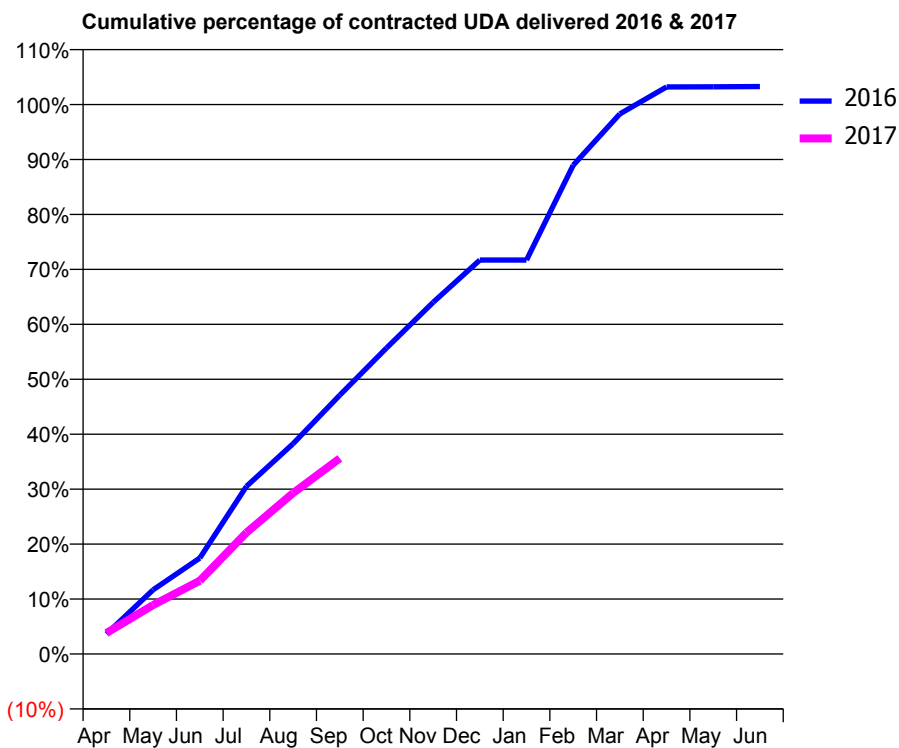
16/17 Contracted general activity (UDA)	10,484
Carry forward general activity (UDA)	0
16/17 Contracted orthodontic activity (UOA)	0
Carry forward orthodontic activity (UOA)	0
Baseline contract value	£291,573.60

ACCESS*

Patients seen in 24 months	Total	Change since previous quarter
Quarter ending September 2015	4,073	
Quarter ending December 2015	4,008	↓
Quarter ending March 2016	4,042	→
Quarter ending June 2016	3,992	↓
Quarter ending September 2016	3,952	↓
Variance since September 2015	(3.0%)	↓



ACTIVITY



Month	Adjusted Scheduled Activity (UDA)	
	2016	2017
April	383	401
May	1,224	934
June	1,830	1,399
July	3,199	2,317
August	4,014	3,072
September	4,940	3,734
October	5,836	
November	6,711	
December	7,516	
January	7,516	
February	9,327	
March	10,306	
April	10,819	
May	10,822	
June	10,826	

QUALITY

	Quantity	Base Number	Contract	AT	Region	England
% of FP17s for the same patient ID Re-attending within 3 months - Children	52	470	11.1%	11.4%	12.0%	12.4%
% of FP17s for the same patient ID Re-attending within 3 months - Adults	275	2,103	13.1%	14.8%	15.9%	16.7%
% of FP17s for the same patient ID Re-attending between 3 & 9 months - Children	270	470	57.4%	55.6%	58.6%	57.4%
% of FP17s for the same patient ID Re-attending between 3 & 9 months - Adults	1,282	2,103	61.0%	48.1%	51.6%	50.5%
% of FP17s for Band 1 Urgent Courses	238	2,299	10.4%	8.3%	8.0%	9.1%
% of FP17s Relating to Free Repair or Replacements	19	2,299	0.8%	0.7%	0.8%	0.8%
% of FP17s Relating to Continuations	20	2,299	0.9%	1.0%	1.3%	1.3%
% of Patients satisfied with the dentistry they have received	3	3	N/A	94.0%	93.1%	93.2%
% of Patients satisfied with the time they had to wait for an appointment	3	3	N/A	87.5%	89.1%	89.0%

* This is based on patients treated on this contract for their most recent course of treatment. Figures in italics indicate the base number of FP17s or Patient Questionnaire responses are less than 100. N/A is shown where the base number of responses is less than 10 during the period. % is calculated as Quantity/Base number*100

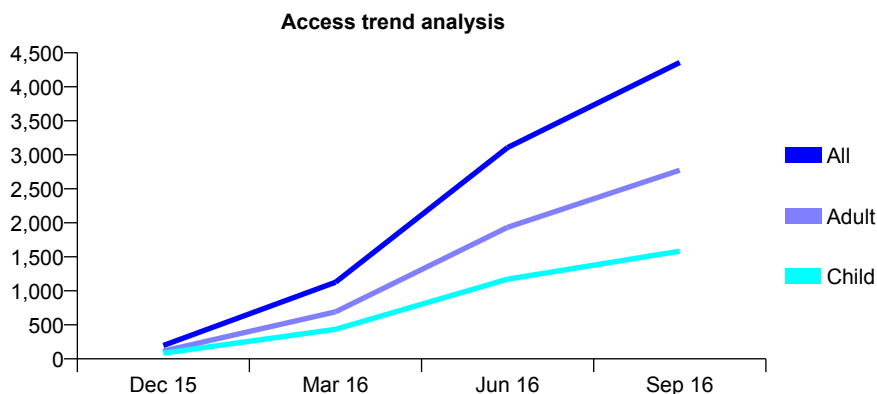
Q58 - Vital Signs At a Glance Contract Report for 154709/0001 - September 2016

Name or company name	Citident Dental Centre
Contract type name	GDS Contract
Purpose of contract	General
Contract start date	01/12/2015
Contract end date	

16/17 Contracted general activity (UDA)	24,141
Carry forward general activity (UDA)	0
16/17 Contracted orthodontic activity (UOA)	0
Carry forward orthodontic activity (UOA)	0
Baseline contract value	£636,927.18

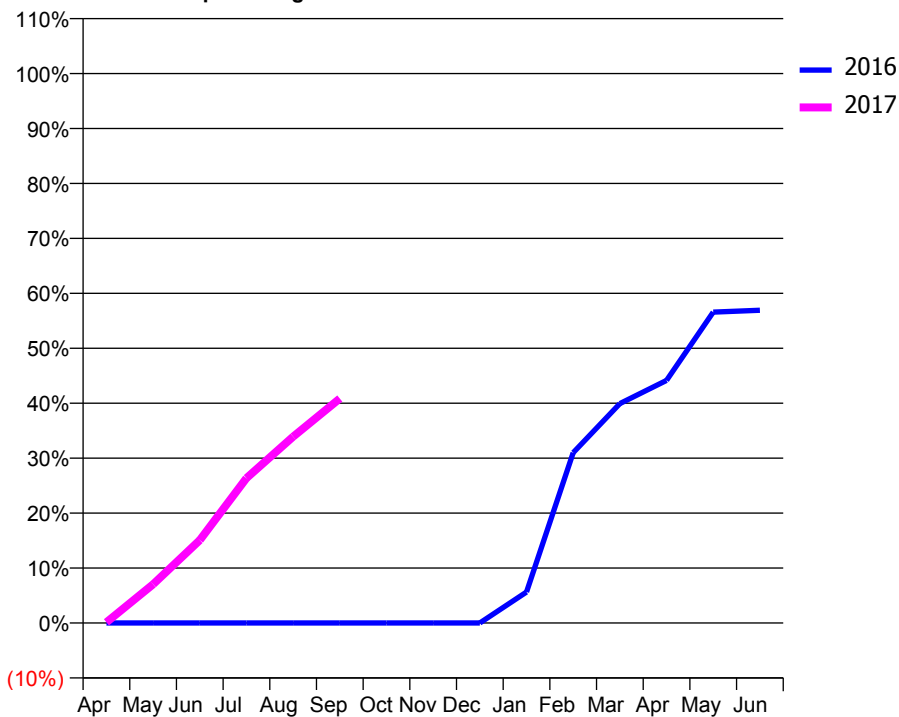
ACCESS*

Patients seen in 24 months	Total	Change since previous quarter
Quarter ending September 2015	0	
Quarter ending December 2015	198	↑
Quarter ending March 2016	1,126	↑
Quarter ending June 2016	3,106	↑
Quarter ending September 2016	4,357	↑
Variance since September 2015	N/A	



ACTIVITY

Cumulative percentage of contracted UDA delivered 2016 & 2017



Adjusted Scheduled Activity (UDA)

Month	2016	2017
April	0	34
May	0	1,700
June	0	3,639
July	0	6,367
August	0	8,190
September	0	9,860
October	0	
November	0	
December	0	
January	454	
February	2,495	
March	3,214	
April	3,553	
May	4,553	
June	4,581	

QUALITY

	Quantity	Base Number	Contract	AT	Region	England
% of FP17s for the same patient ID Re-attending within 3 months - Children	59	1,489	4.0%	11.4%	12.0%	12.4%
% of FP17s for the same patient ID Re-attending within 3 months - Adults	367	2,825	13.0%	14.8%	15.9%	16.7%
% of FP17s for the same patient ID Re-attending between 3 & 9 months - Children	173	1,489	11.6%	55.6%	58.6%	57.4%
% of FP17s for the same patient ID Re-attending between 3 & 9 months - Adults	333	2,825	11.8%	48.1%	51.6%	50.5%
% of FP17s for Band 1 Urgent Courses	373	3,764	9.9%	8.3%	8.0%	9.1%
% of FP17s Relating to Free Repair or Replacements	9	3,764	0.2%	0.7%	0.8%	0.8%
% of FP17s Relating to Continuations	14	3,764	0.4%	1.0%	1.3%	1.3%
% of Patients satisfied with the dentistry they have received	1	2	N/A	94.0%	93.1%	93.2%
% of Patients satisfied with the time they had to wait for an appointment	1	2	N/A	87.5%	89.1%	89.0%

* This is based on patients treated on this contract for their most recent course of treatment. Figures in italics indicate the base number of FP17s or Patient Questionnaire responses are less than 100. N/A is shown where the base number of responses is less than 10 during the period. % is calculated as Quantity/Base number*100

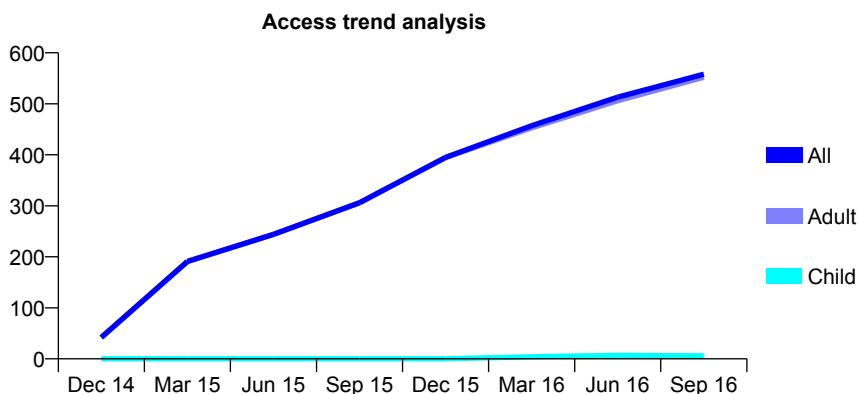
Q58 - Vital Signs At a Glance Contract Report for 154911/0003 - September 2016

Name or company name	Herts Community NHS Trust
Contract type name	PDS Contract
Purpose of contract	General
Contract start date	01/09/2014
Contract end date	31/08/2017

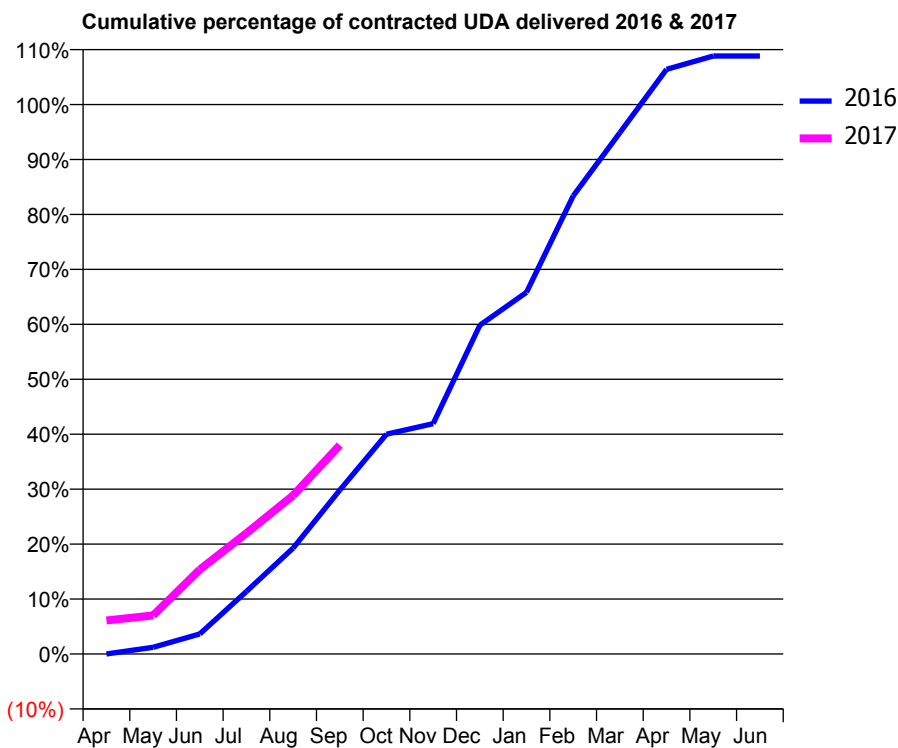
16/17 Contracted general activity (UDA)	755
Carry forward general activity (UDA)	0
16/17 Contracted orthodontic activity (UOA)	0
Carry forward orthodontic activity (UOA)	0
Baseline contract value	£28,478.60

ACCESS*

Patients seen in 24 months	Total	Change since previous quarter
Quarter ending September 2015	306	
Quarter ending December 2015	395	↑
Quarter ending March 2016	457	↑
Quarter ending June 2016	513	↑
Quarter ending September 2016	558	↑
Variance since September 2015	82.4%	↑



ACTIVITY



Month	Adjusted Scheduled Activity (UDA)	
	2016	2017
April	0	46
May	9	53
June	27	116
July	84	166
August	142	218
September	220	287
October	295	
November	309	
December	442	
January	486	
February	615	
March	700	
April	785	
May	803	
June	803	

QUALITY

	Quantity	Base Number	Contract	AT	Region	England
% of FP17s for the same patient ID Re-attending within 3 months - Children	0	6	0.0%	11.4%	12.0%	12.4%
% of FP17s for the same patient ID Re-attending within 3 months - Adults	2	168	1.2%	14.8%	15.9%	16.7%
% of FP17s for the same patient ID Re-attending between 3 & 9 months - Children	3	6	50.0%	55.6%	58.6%	57.4%
% of FP17s for the same patient ID Re-attending between 3 & 9 months - Adults	28	168	16.7%	48.1%	51.6%	50.5%
% of FP17s for Band 1 Urgent Courses	0	138	0.0%	8.3%	8.0%	9.1%
% of FP17s Relating to Free Repair or Replacements	0	138	0.0%	0.7%	0.8%	0.8%
% of FP17s Relating to Continuations	2	138	1.4%	1.0%	1.3%	1.3%
% of Patients satisfied with the dentistry they have received	0	0	N/A	94.0%	93.1%	93.2%
% of Patients satisfied with the time they had to wait for an appointment	0	0	N/A	87.5%	89.1%	89.0%

* This is based on patients treated on this contract for their most recent course of treatment. Figures in italics indicate the base number of FP17s or Patient Questionnaire responses are less than 100. N/A is shown where the base number of responses is less than 10 during the period. % is calculated as Quantity/Base number*100

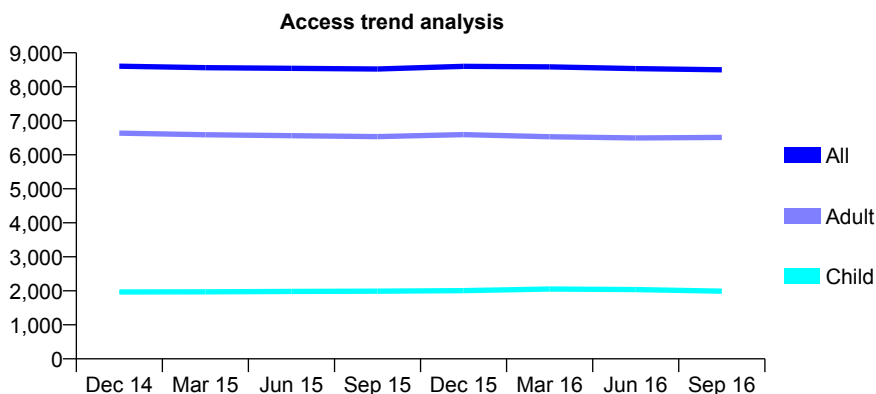
Q58 - Vital Signs At a Glance Contract Report for 155438/0003 - September 2016

Name or company name	Syteldent Ltd
Contract type name	GDS Contract
Purpose of contract	General and Orthodontic
Contract start date	01/08/2008
Contract end date	

16/17 Contracted general activity (UDA)	23,050
Carry forward general activity (UDA)	0
16/17 Contracted orthodontic activity (UOA)	648
Carry forward orthodontic activity (UOA)	0
Baseline contract value	£616,295.73

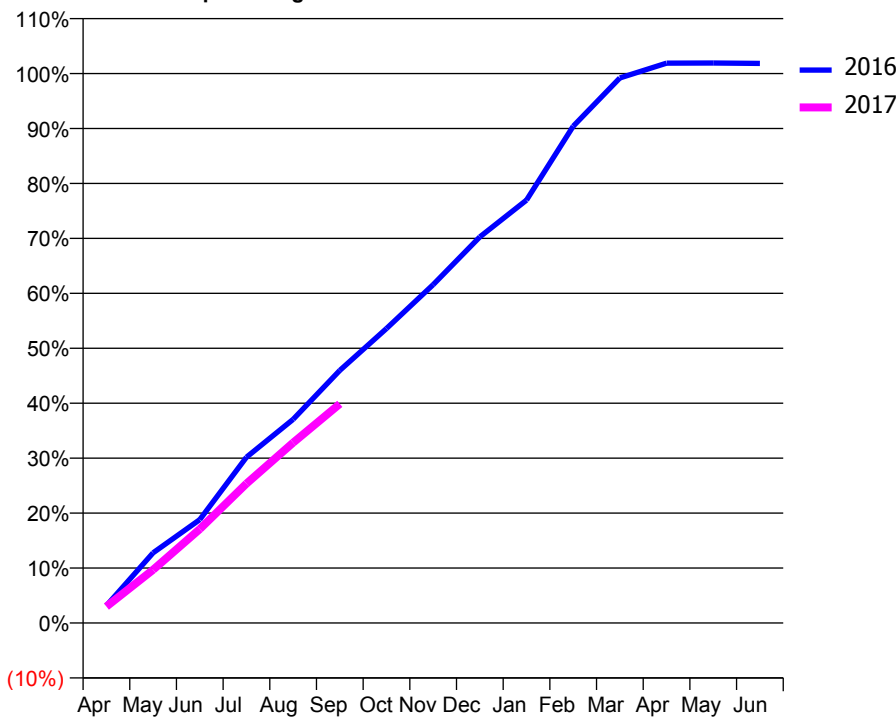
ACCESS*

Patients seen in 24 months	Total	Change since previous quarter
Quarter ending September 2015	8,525	
Quarter ending December 2015	8,602	→
Quarter ending March 2016	8,587	→
Quarter ending June 2016	8,535	→
Quarter ending September 2016	8,500	→
Variance since September 2015	(0.3%)	→



ACTIVITY

Cumulative percentage of contracted UDA delivered 2016 & 2017



QUALITY

	Quantity	Base Number	Contract	AT	Region	England
% of FP17s for the same patient ID Re-attending within 3 months - Children	92	1,157	8.0%	11.4%	12.0%	12.4%
% of FP17s for the same patient ID Re-attending within 3 months - Adults	498	3,476	14.3%	14.8%	15.9%	16.7%
% of FP17s for the same patient ID Re-attending between 3 & 9 months - Children	492	1,157	42.5%	55.6%	58.6%	57.4%
% of FP17s for the same patient ID Re-attending between 3 & 9 months - Adults	1,307	3,476	37.6%	48.1%	51.6%	50.5%
% of FP17s for Band 1 Urgent Courses	465	4,235	11.0%	8.3%	8.0%	9.1%
% of FP17s Relating to Free Repair or Replacements	5	4,235	0.1%	0.7%	0.8%	0.8%
% of FP17s Relating to Continuations	100	4,235	2.4%	1.0%	1.3%	1.3%
% of Patients satisfied with the dentistry they have received	6	6	N/A	94.0%	93.1%	93.2%
% of Patients satisfied with the time they had to wait for an appointment	6	6	N/A	87.5%	89.1%	89.0%

* This is based on patients treated on this contract for their most recent course of treatment. Figures in italics indicate the base number of FP17s or Patient Questionnaire responses are less than 100. N/A is shown where the base number of responses is less than 10 during the period. % is calculated as Quantity/Base number*100

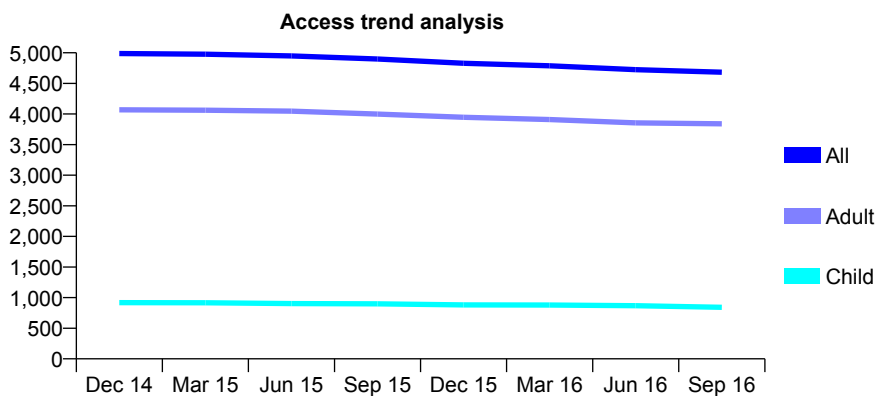
Q58 - Vital Signs At a Glance Contract Report for 156302/0001 - September 2016

Name or company name	A P Smith & A J Luck
Contract type name	GDS Contract
Purpose of contract	General
Contract start date	01/08/2010
Contract end date	

16/17 Contracted general activity (UDA)	12,300
Carry forward general activity (UDA)	0
16/17 Contracted orthodontic activity (UOA)	0
Carry forward orthodontic activity (UOA)	0
Baseline contract value	£321,619.56

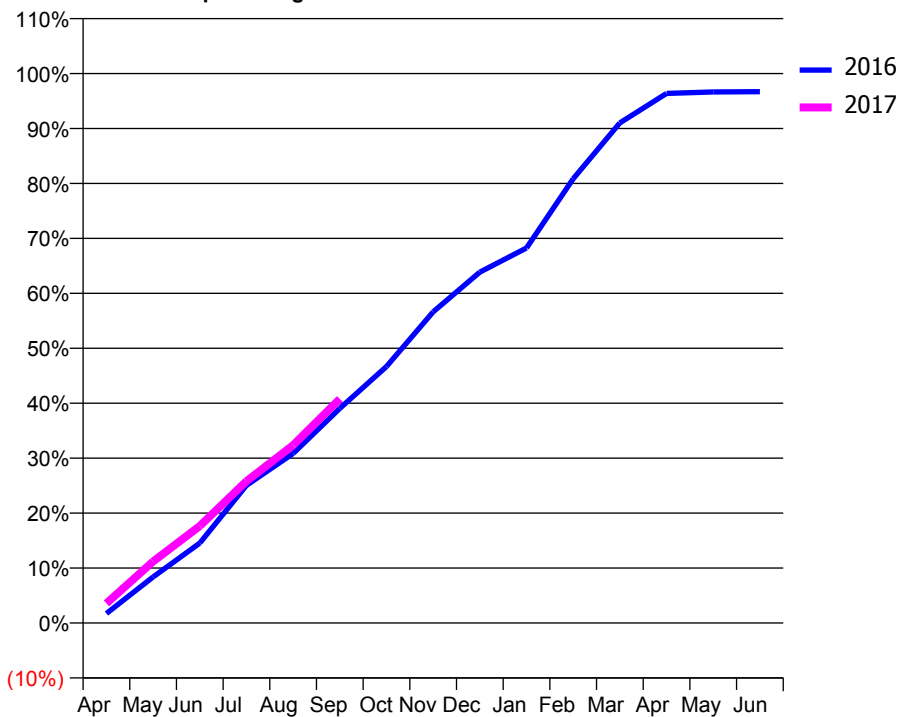
ACCESS*

Patients seen in 24 months	Total	Change since previous quarter
Quarter ending September 2015	4,898	
Quarter ending December 2015	4,828	↓
Quarter ending March 2016	4,788	→
Quarter ending June 2016	4,724	↓
Quarter ending September 2016	4,682	→
Variance since September 2015	(4.4%)	↓



ACTIVITY

Cumulative percentage of contracted UDA delivered 2016 & 2017



Month	Adjusted Scheduled Activity (UDA)	
	2016	2017
April	213	440
May	1,032	1,377
June	1,788	2,170
July	3,081	3,173
August	3,795	3,981
September	4,803	5,015
October	5,741	
November	6,965	
December	7,855	
January	8,396	
February	9,944	
March	11,194	
April	11,854	
May	11,887	
June	11,893	

QUALITY

	Quantity	Base Number	Contract	AT	Region	England
% of FP17s for the same patient ID Re-attending within 3 months - Children	82	669	12.3%	11.4%	12.0%	12.4%
% of FP17s for the same patient ID Re-attending within 3 months - Adults	514	3,093	16.6%	14.8%	15.9%	16.7%
% of FP17s for the same patient ID Re-attending between 3 & 9 months - Children	391	669	58.4%	55.6%	58.6%	57.4%
% of FP17s for the same patient ID Re-attending between 3 & 9 months - Adults	1,878	3,093	60.7%	48.1%	51.6%	50.5%
% of FP17s for Band 1 Urgent Courses	271	2,959	9.2%	8.3%	8.0%	9.1%
% of FP17s Relating to Free Repair or Replacements	36	2,959	1.2%	0.7%	0.8%	0.8%
% of FP17s Relating to Continuations	22	2,959	0.7%	1.0%	1.3%	1.3%
% of Patients satisfied with the dentistry they have received	3	3	N/A	94.0%	93.1%	93.2%
% of Patients satisfied with the time they had to wait for an appointment	3	3	N/A	87.5%	89.1%	89.0%

* This is based on patients treated on this contract for their most recent course of treatment. Figures in italics indicate the base number of FP17s or Patient Questionnaire responses are less than 100. N/A is shown where the base number of responses is less than 10 during the period. % is calculated as Quantity/Base number*100

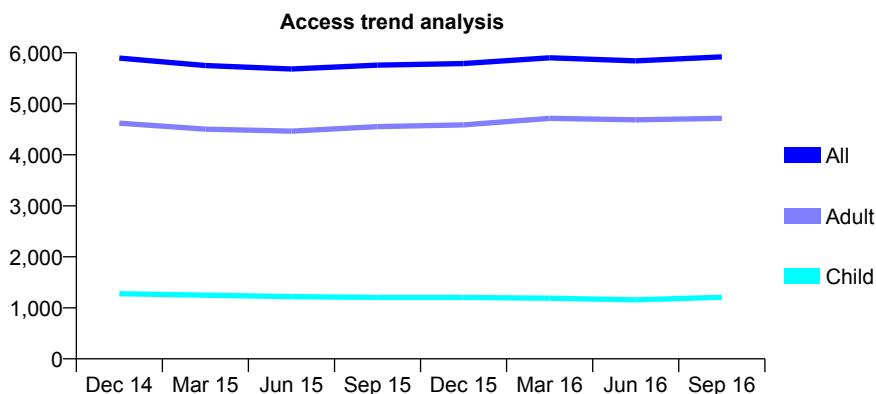
Q58 - Vital Signs At a Glance Contract Report for 158305/0001 - September 2016

Name or company name	Chrysalis Dental Practice Ltd
Contract type name	GDS Contract
Purpose of contract	General
Contract start date	01/08/2011
Contract end date	

16/17 Contracted general activity (UDA)	13,276
Carry forward general activity (UDA)	0
16/17 Contracted orthodontic activity (UOA)	0
Carry forward orthodontic activity (UOA)	0
Baseline contract value	£339,308.88

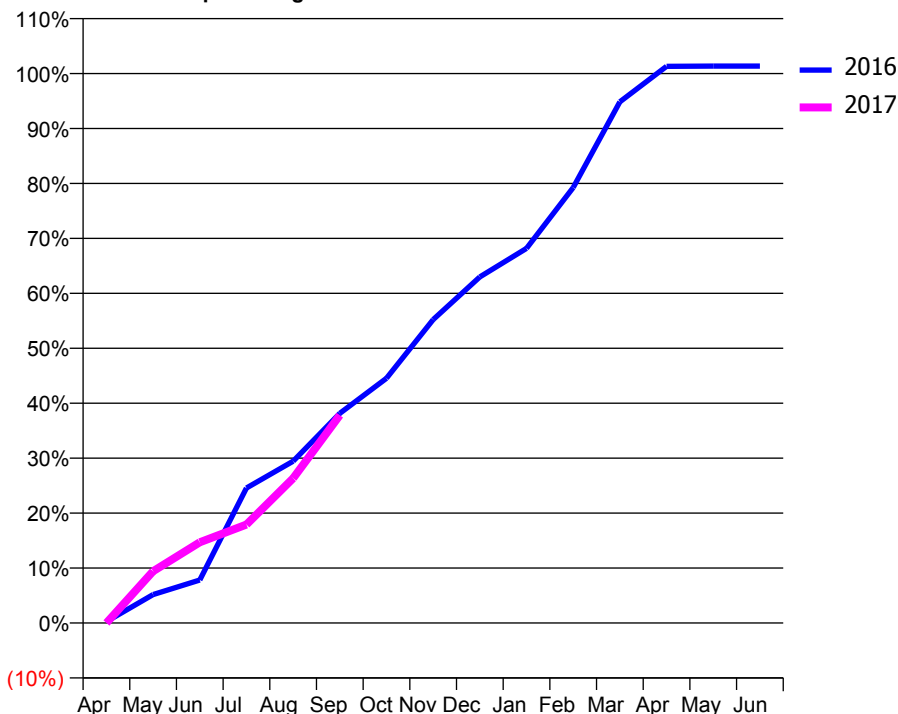
ACCESS*

Patients seen in 24 months	Total	Change since previous quarter
Quarter ending September 2015	5,757	
Quarter ending December 2015	5,789	→
Quarter ending March 2016	5,901	→
Quarter ending June 2016	5,843	→
Quarter ending September 2016	5,920	→
Variance since September 2015	2.8%	↑



ACTIVITY

Cumulative percentage of contracted UDA delivered 2016 & 2017



Month	Adjusted Scheduled Activity (UDA)	
	2016	2017
April	34	0
May	687	1,251
June	1,040	1,950
July	3,263	2,380
August	3,909	3,496
September	5,067	5,022
October	5,915	
November	7,331	
December	8,361	
January	9,052	
February	10,521	
March	12,592	
April	13,449	
May	13,455	
June	13,455	

QUALITY

	Quantity	Base Number	Contract	AT	Region	England
% of FP17s for the same patient ID Re-attending within 3 months - Children	37	752	4.9%	11.4%	12.0%	12.4%
% of FP17s for the same patient ID Re-attending within 3 months - Adults	433	2,822	15.3%	14.8%	15.9%	16.7%
% of FP17s for the same patient ID Re-attending between 3 & 9 months - Children	358	752	47.6%	55.6%	58.6%	57.4%
% of FP17s for the same patient ID Re-attending between 3 & 9 months - Adults	1,447	2,822	51.3%	48.1%	51.6%	50.5%
% of FP17s for Band 1 Urgent Courses	266	2,935	9.1%	8.3%	8.0%	9.1%
% of FP17s Relating to Free Repair or Replacements	16	2,935	0.5%	0.7%	0.8%	0.8%
% of FP17s Relating to Continuations	6	2,935	0.2%	1.0%	1.3%	1.3%
% of Patients satisfied with the dentistry they have received	3	3	N/A	94.0%	93.1%	93.2%
% of Patients satisfied with the time they had to wait for an appointment	3	3	N/A	87.5%	89.1%	89.0%

* This is based on patients treated on this contract for their most recent course of treatment. Figures in italics indicate the base number of FP17s or Patient Questionnaire responses are less than 100. N/A is shown where the base number of responses is less than 10 during the period. % is calculated as Quantity/Base number*100

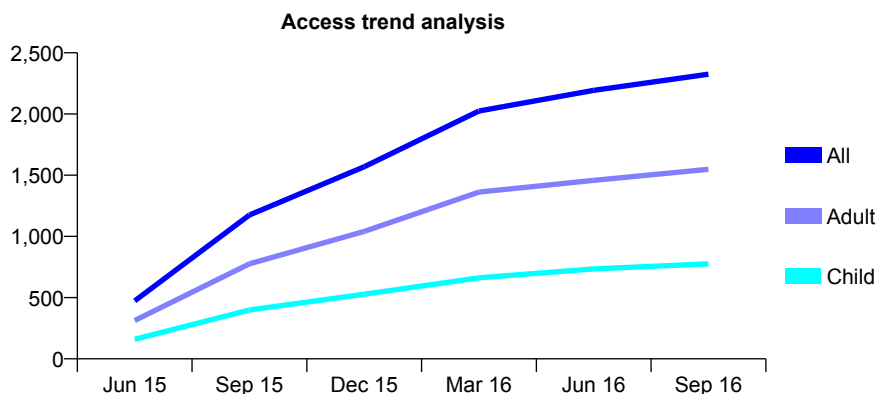
Q58 - Vital Signs At a Glance Contract Report for 158704/0001 - September 2016

Name or company name	Ivory Dental Clinic
Contract type name	GDS Contract
Purpose of contract	General
Contract start date	01/04/2015
Contract end date	

16/17 Contracted general activity (UDA)	6,292
Carry forward general activity (UDA)	0
16/17 Contracted orthodontic activity (UOA)	0
Carry forward orthodontic activity (UOA)	0
Baseline contract value	£180,104.80

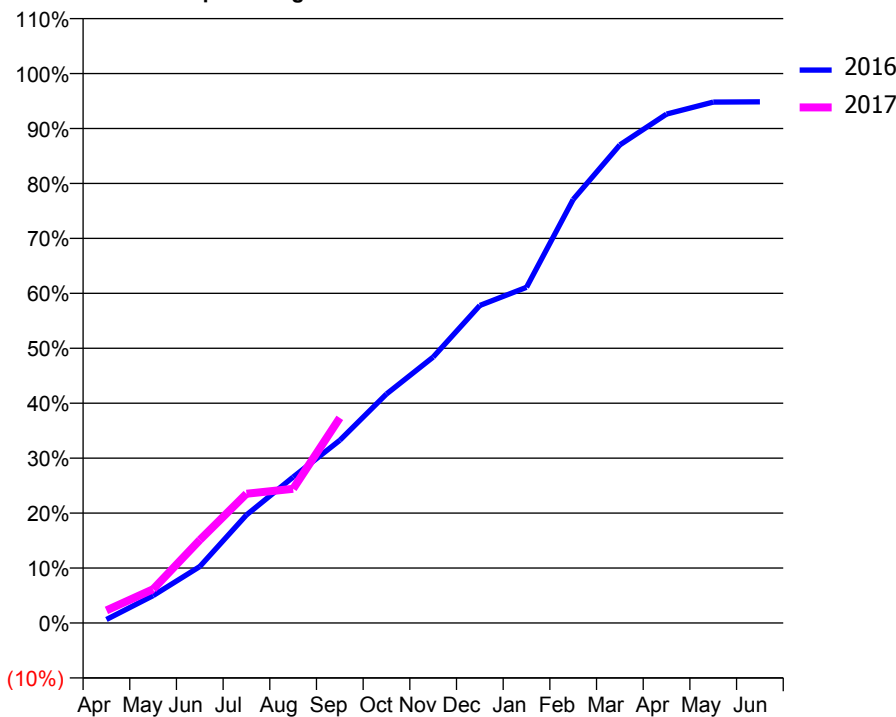
ACCESS*

Patients seen in 24 months	Total	Change since previous quarter
Quarter ending September 2015	1,175	
Quarter ending December 2015	1,569	↑
Quarter ending March 2016	2,024	↑
Quarter ending June 2016	2,193	↑
Quarter ending September 2016	2,325	↑
Variance since September 2015	97.9%	↑



ACTIVITY

Cumulative percentage of contracted UDA delivered 2016 & 2017



Adjusted Scheduled Activity (UDA)

Month	2016	2017
April	41	145
May	313	387
June	646	950
July	1,237	1,480
August	1,670	1,537
September	2,092	2,349
October	2,621	
November	3,044	
December	3,635	
January	3,842	
February	4,849	
March	5,473	
April	5,825	
May	5,963	
June	5,966	

QUALITY

	Quantity	Base Number	Contract	AT	Region	England
% of FP17s for the same patient ID Re-attending within 3 months - Children	30	522	5.7%	11.4%	12.0%	12.4%
% of FP17s for the same patient ID Re-attending within 3 months - Adults	127	1,005	12.6%	14.8%	15.9%	16.7%
% of FP17s for the same patient ID Re-attending between 3 & 9 months - Children	236	522	45.2%	55.6%	58.6%	57.4%
% of FP17s for the same patient ID Re-attending between 3 & 9 months - Adults	487	1,005	48.5%	48.1%	51.6%	50.5%
% of FP17s for Band 1 Urgent Courses	139	1,309	10.6%	8.3%	8.0%	9.1%
% of FP17s Relating to Free Repair or Replacements	5	1,309	0.4%	0.7%	0.8%	0.8%
% of FP17s Relating to Continuations	26	1,309	2.0%	1.0%	1.3%	1.3%
% of Patients satisfied with the dentistry they have received	1	1	N/A	94.0%	93.1%	93.2%
% of Patients satisfied with the time they had to wait for an appointment	0	1	N/A	87.5%	89.1%	89.0%

* This is based on patients treated on this contract for their most recent course of treatment. Figures in italics indicate the base number of FP17s or Patient Questionnaire responses are less than 100. N/A is shown where the base number of responses is less than 10 during the period. % is calculated as Quantity/Base number*100

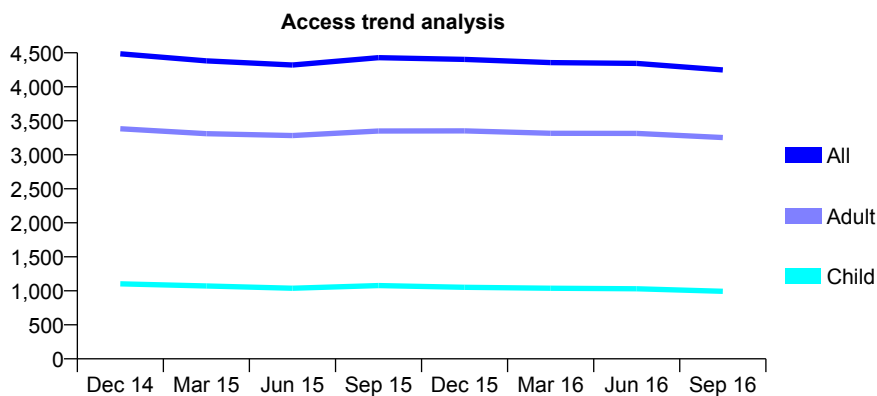
Q58 - Vital Signs At a Glance Contract Report for 159719/0001 - September 2016

Name or company name	Stanstead Abbots Dental Care
Contract type name	GDS Contract
Purpose of contract	General
Contract start date	01/12/2008
Contract end date	

16/17 Contracted general activity (UDA)	11,336
Carry forward general activity (UDA)	0
16/17 Contracted orthodontic activity (UOA)	0
Carry forward orthodontic activity (UOA)	0
Baseline contract value	£258,867.68

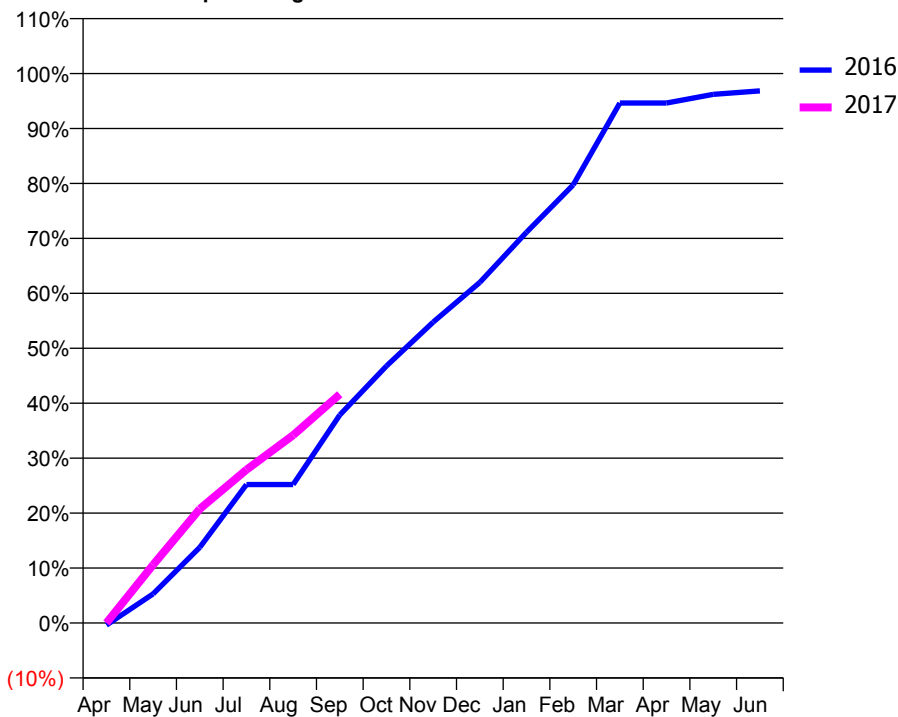
ACCESS*

Patients seen in 24 months	Total	Change since previous quarter
Quarter ending September 2015	4,428	
Quarter ending December 2015	4,403	→
Quarter ending March 2016	4,355	↓
Quarter ending June 2016	4,345	→
Quarter ending September 2016	4,248	↓
Variance since September 2015	(4.1%)	↓



ACTIVITY

Cumulative percentage of contracted UDA delivered 2016 & 2017



Month	Adjusted Scheduled Activity (UDA)	
	2016	2017
April	-45	0
May	601	1,199
June	1,560	2,352
July	2,857	3,162
August	2,857	3,874
September	4,293	4,720
October	5,303	
November	6,206	
December	7,026	
January	8,061	
February	9,037	
March	10,728	
April	10,728	
May	10,906	
June	10,977	

QUALITY

	Quantity	Base Number	Contract	AT	Region	England
% of FP17s for the same patient ID Re-attending within 3 months - Children	45	633	7.1%	11.4%	12.0%	12.4%
% of FP17s for the same patient ID Re-attending within 3 months - Adults	335	2,001	16.7%	14.8%	15.9%	16.7%
% of FP17s for the same patient ID Re-attending between 3 & 9 months - Children	306	633	48.3%	55.6%	58.6%	57.4%
% of FP17s for the same patient ID Re-attending between 3 & 9 months - Adults	819	2,001	40.9%	48.1%	51.6%	50.5%
% of FP17s for Band 1 Urgent Courses	218	1,868	11.7%	8.3%	8.0%	9.1%
% of FP17s Relating to Free Repair or Replacements	22	1,868	1.2%	0.7%	0.8%	0.8%
% of FP17s Relating to Continuations	31	1,868	1.7%	1.0%	1.3%	1.3%
% of Patients satisfied with the dentistry they have received	3	3	N/A	94.0%	93.1%	93.2%
% of Patients satisfied with the time they had to wait for an appointment	2	3	N/A	87.5%	89.1%	89.0%

* This is based on patients treated on this contract for their most recent course of treatment. Figures in italics indicate the base number of FP17s or Patient Questionnaire responses are less than 100. N/A is shown where the base number of responses is less than 10 during the period. % is calculated as Quantity/Base number*100

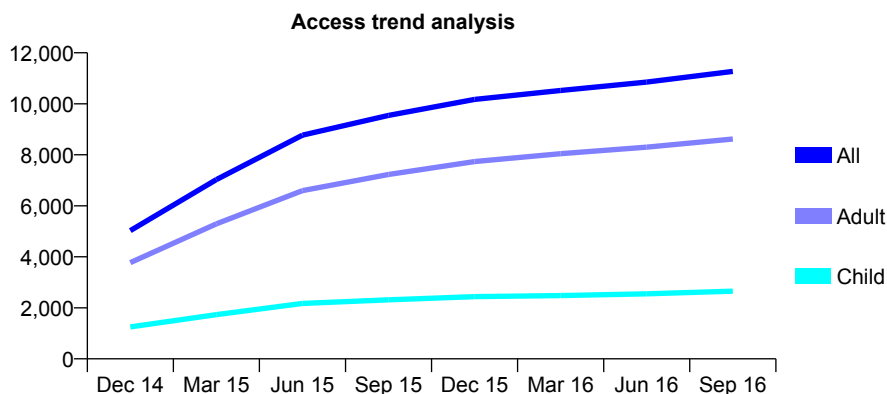
Q58 - Vital Signs At a Glance Contract Report for 160644/0001 - September 2016

Name or company name	Mr K Hanji and Mr V Vipin
Contract type name	GDS Contract
Purpose of contract	General
Contract start date	16/07/2014
Contract end date	

16/17 Contracted general activity (UDA)	30,486
Carry forward general activity (UDA)	0
16/17 Contracted orthodontic activity (UOA)	0
Carry forward orthodontic activity (UOA)	0
Baseline contract value	£935,746.52

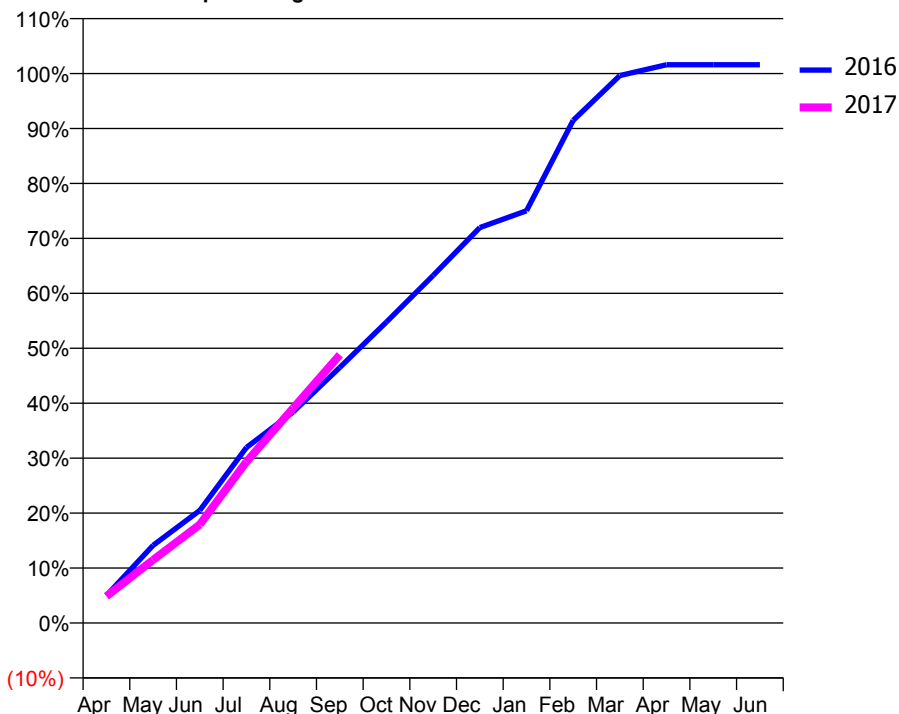
ACCESS*

Patients seen in 24 months	Total	Change since previous quarter
Quarter ending September 2015	9,545	
Quarter ending December 2015	10,175	↑
Quarter ending March 2016	10,524	↑
Quarter ending June 2016	10,852	↑
Quarter ending September 2016	11,272	↑
Variance since September 2015	18.1%	↑



ACTIVITY

Cumulative percentage of contracted UDA delivered 2016 & 2017



Month	Adjusted Scheduled Activity (UDA)	
	2016	2017
April	1,529	1,487
May	4,307	3,505
June	6,244	5,464
July	9,738	8,951
August	11,707	11,918
September	14,179	14,884
October	16,700	
November	19,283	
December	21,939	
January	22,875	
February	27,890	
March	30,369	
April	30,968	
May	30,970	
June	30,974	

QUALITY

	Quantity	Base Number	Contract	AT	Region	England
% of FP17s for the same patient ID Re-attending within 3 months - Children	116	1,962	5.9%	11.4%	12.0%	12.4%
% of FP17s for the same patient ID Re-attending within 3 months - Adults	673	5,883	11.4%	14.8%	15.9%	16.7%
% of FP17s for the same patient ID Re-attending between 3 & 9 months - Children	1,212	1,962	61.8%	55.6%	58.6%	57.4%
% of FP17s for the same patient ID Re-attending between 3 & 9 months - Adults	3,211	5,883	54.6%	48.1%	51.6%	50.5%
% of FP17s for Band 1 Urgent Courses	507	7,431	6.8%	8.3%	8.0%	9.1%
% of FP17s Relating to Free Repair or Replacements	35	7,431	0.5%	0.7%	0.8%	0.8%
% of FP17s Relating to Continuations	32	7,431	0.4%	1.0%	1.3%	1.3%
% of Patients satisfied with the dentistry they have received	4	5	N/A	94.0%	93.1%	93.2%
% of Patients satisfied with the time they had to wait for an appointment	3	5	N/A	87.5%	89.1%	89.0%

* This is based on patients treated on this contract for their most recent course of treatment. Figures in italics indicate the base number of FP17s or Patient Questionnaire responses are less than 100. N/A is shown where the base number of responses is less than 10 during the period. % is calculated as Quantity/Base number*100

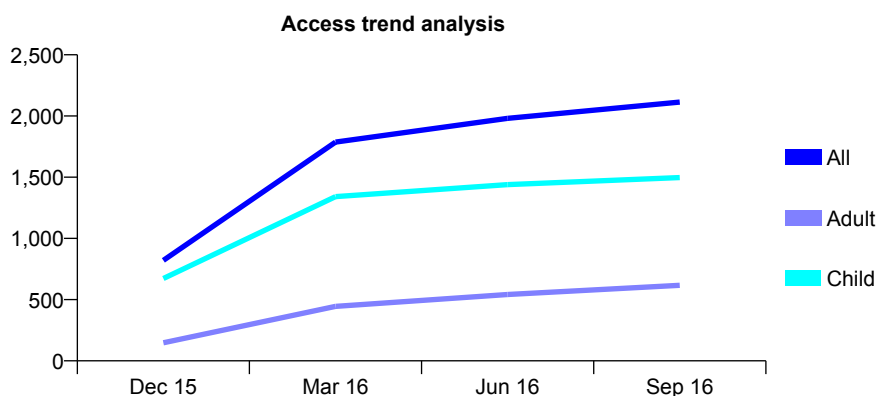
Q58 - Vital Signs At a Glance Contract Report for 160792/0001 - September 2016

Name or company name	Oxford House Dental Practice
Contract type name	GDS Contract
Purpose of contract	General
Contract start date	02/10/2015
Contract end date	

16/17 Contracted general activity (UDA)	6,000
Carry forward general activity (UDA)	0
16/17 Contracted orthodontic activity (UOA)	0
Carry forward orthodontic activity (UOA)	0
Baseline contract value	£122,174.75

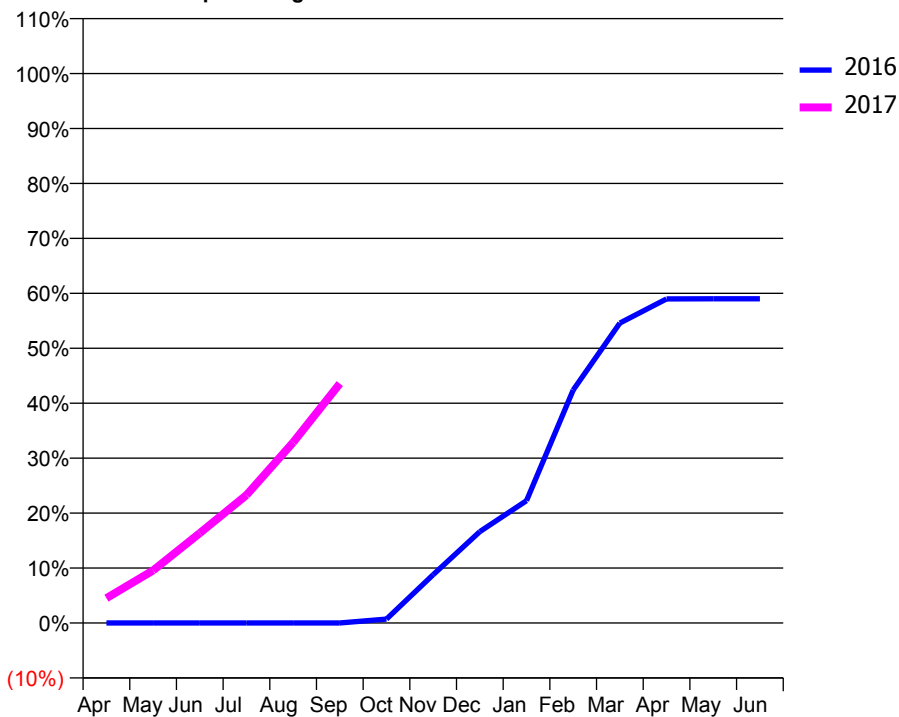
ACCESS*

Patients seen in 24 months	Total	Change since previous quarter
Quarter ending September 2015	0	
Quarter ending December 2015	821	↑
Quarter ending March 2016	1,787	↑
Quarter ending June 2016	1,981	↑
Quarter ending September 2016	2,114	↑
Variance since September 2015	N/A	



ACTIVITY

Cumulative percentage of contracted UDA delivered 2016 & 2017



Month	Adjusted Scheduled Activity (UDA)	
	2016	2017
April	0	271
May	0	574
June	0	982
July	0	1,398
August	0	1,972
September	0	2,614
October	42	
November	524	
December	993	
January	1,329	
February	2,530	
March	3,257	
April	3,519	
May	3,520	
June	3,520	

QUALITY

	Quantity	Base Number	Contract	AT	Region	England
% of FP17s for the same patient ID Re-attending within 3 months - Children	75	1,460	5.1%	11.4%	12.0%	12.4%
% of FP17s for the same patient ID Re-attending within 3 months - Adults	45	365	12.3%	14.8%	15.9%	16.7%
% of FP17s for the same patient ID Re-attending between 3 & 9 months - Children	1,000	1,460	68.5%	55.6%	58.6%	57.4%
% of FP17s for the same patient ID Re-attending between 3 & 9 months - Adults	174	365	47.7%	48.1%	51.6%	50.5%
% of FP17s for Band 1 Urgent Courses	43	1,661	2.6%	8.3%	8.0%	9.1%
% of FP17s Relating to Free Repair or Replacements	0	1,661	0.0%	0.7%	0.8%	0.8%
% of FP17s Relating to Continuations	2	1,661	0.1%	1.0%	1.3%	1.3%
% of Patients satisfied with the dentistry they have received	2	2	N/A	94.0%	93.1%	93.2%
% of Patients satisfied with the time they had to wait for an appointment	2	2	N/A	87.5%	89.1%	89.0%

* This is based on patients treated on this contract for their most recent course of treatment. Figures in italics indicate the base number of FP17s or Patient Questionnaire responses are less than 100. N/A is shown where the base number of responses is less than 10 during the period. % is calculated as Quantity/Base number*100

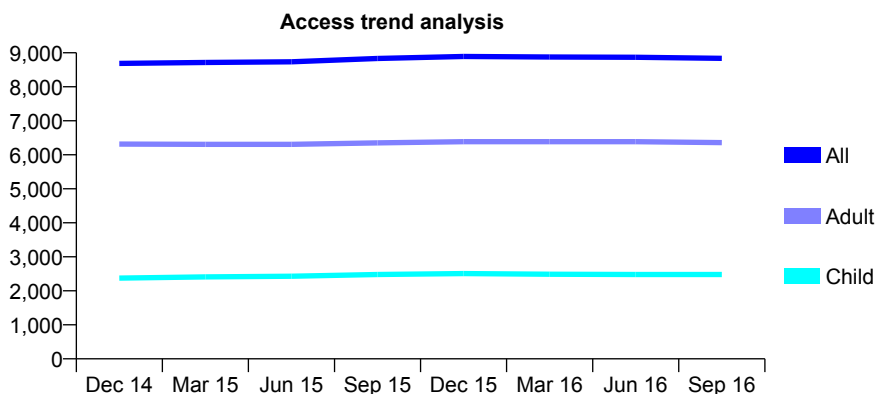
Q58 - Vital Signs At a Glance Contract Report for 160873/0001 - September 2016

Name or company name	Bramingham Dental Clinic
Contract type name	GDS Contract
Purpose of contract	General
Contract start date	01/05/2010
Contract end date	

16/17 Contracted general activity (UDA)	26,015
Carry forward general activity (UDA)	0
16/17 Contracted orthodontic activity (UOA)	0
Carry forward orthodontic activity (UOA)	0
Baseline contract value	£718,666.65

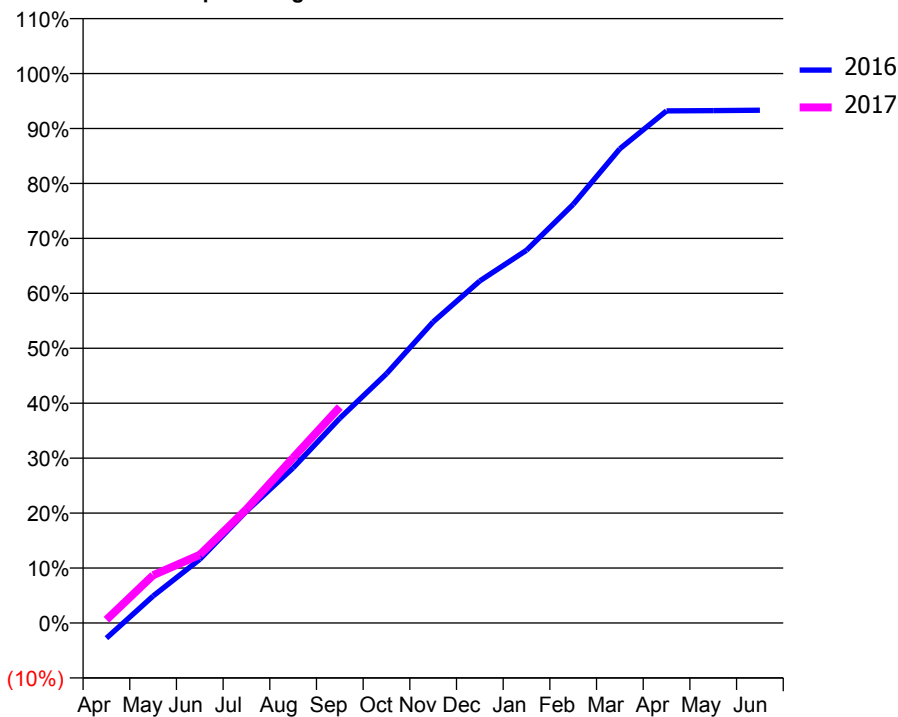
ACCESS*

Patients seen in 24 months	Total	Change since previous quarter
Quarter ending September 2015	8,834	
Quarter ending December 2015	8,893	→
Quarter ending March 2016	8,877	→
Quarter ending June 2016	8,867	→
Quarter ending September 2016	8,839	→
Variance since September 2015	0.1%	→



ACTIVITY

Cumulative percentage of contracted UDA delivered 2016 & 2017



Month	Adjusted Scheduled Activity (UDA)	
	2016	2017
April	-721	152
May	1,279	2,263
June	3,014	3,229
July	5,293	5,387
August	7,346	7,828
September	9,694	10,222
October	11,805	
November	14,258	
December	16,196	
January	17,649	
February	19,822	
March	22,453	
April	24,248	
May	24,255	
June	24,279	

QUALITY

	Quantity	Base Number	Contract	AT	Region	England
% of FP17s for the same patient ID Re-attending within 3 months - Children	107	1,671	6.4%	11.4%	12.0%	12.4%
% of FP17s for the same patient ID Re-attending within 3 months - Adults	579	3,763	15.4%	14.8%	15.9%	16.7%
% of FP17s for the same patient ID Re-attending between 3 & 9 months - Children	877	1,671	52.5%	55.6%	58.6%	57.4%
% of FP17s for the same patient ID Re-attending between 3 & 9 months - Adults	1,862	3,763	49.5%	48.1%	51.6%	50.5%
% of FP17s for Band 1 Urgent Courses	429	4,693	9.1%	8.3%	8.0%	9.1%
% of FP17s Relating to Free Repair or Replacements	56	4,693	1.2%	0.7%	0.8%	0.8%
% of FP17s Relating to Continuations	91	4,693	1.9%	1.0%	1.3%	1.3%
% of Patients satisfied with the dentistry they have received	3	3	N/A	94.0%	93.1%	93.2%
% of Patients satisfied with the time they had to wait for an appointment	3	3	N/A	87.5%	89.1%	89.0%

* This is based on patients treated on this contract for their most recent course of treatment. Figures in italics indicate the base number of FP17s or Patient Questionnaire responses are less than 100. N/A is shown where the base number of responses is less than 10 during the period. % is calculated as Quantity/Base number*100

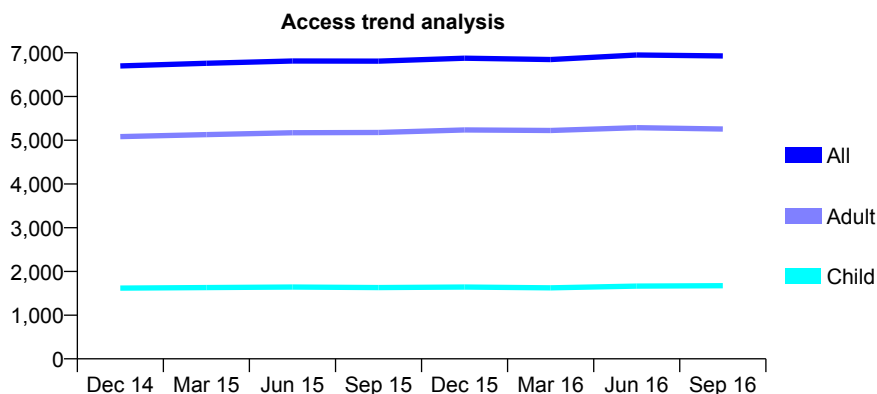
Q58 - Vital Signs At a Glance Contract Report for 162051/0001 - September 2016

Name or company name	Much Hadham Dental Care Limited
Contract type name	GDS Contract
Purpose of contract	General
Contract start date	01/05/2009
Contract end date	

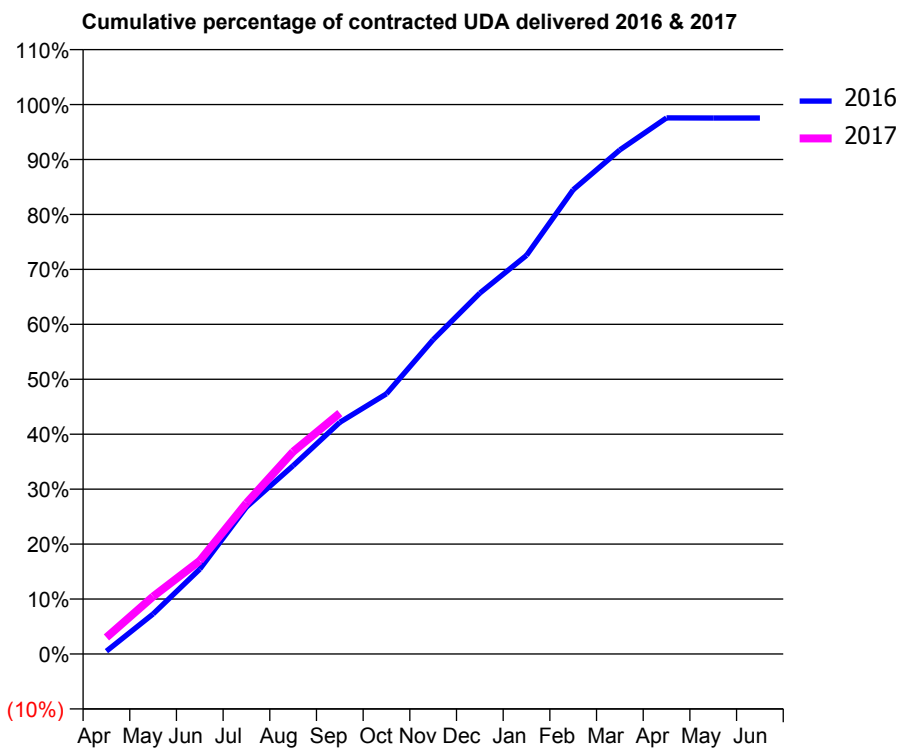
16/17 Contracted general activity (UDA)	19,191
Carry forward general activity (UDA)	0
16/17 Contracted orthodontic activity (UOA)	0
Carry forward orthodontic activity (UOA)	0
Baseline contract value	£432,572.73

ACCESS*

Patients seen in 24 months	Total	Change since previous quarter
Quarter ending September 2015	6,808	
Quarter ending December 2015	6,876	→
Quarter ending March 2016	6,847	→
Quarter ending June 2016	6,951	→
Quarter ending September 2016	6,929	→
Variance since September 2015	1.8%	→



ACTIVITY



Month	Adjusted Scheduled Activity (UDA)	
	2016	2017
April	99	579
May	1,397	2,007
June	2,964	3,257
July	5,135	5,276
August	6,580	7,067
September	8,092	8,413
October	9,089	
November	10,977	
December	12,603	
January	13,921	
February	16,213	
March	17,608	
April	18,724	
May	18,719	
June	18,719	

QUALITY

	Quantity	Base Number	Contract	AT	Region	England
% of FP17s for the same patient ID Re-attending within 3 months - Children	96	1,355	7.1%	11.4%	12.0%	12.4%
% of FP17s for the same patient ID Re-attending within 3 months - Adults	552	3,773	14.6%	14.8%	15.9%	16.7%
% of FP17s for the same patient ID Re-attending between 3 & 9 months - Children	774	1,355	57.1%	55.6%	58.6%	57.4%
% of FP17s for the same patient ID Re-attending between 3 & 9 months - Adults	1,940	3,773	51.4%	48.1%	51.6%	50.5%
% of FP17s for Band 1 Urgent Courses	352	4,579	7.7%	8.3%	8.0%	9.1%
% of FP17s Relating to Free Repair or Replacements	43	4,579	0.9%	0.7%	0.8%	0.8%
% of FP17s Relating to Continuations	17	4,579	0.4%	1.0%	1.3%	1.3%
% of Patients satisfied with the dentistry they have received	3	3	N/A	94.0%	93.1%	93.2%
% of Patients satisfied with the time they had to wait for an appointment	3	3	N/A	87.5%	89.1%	89.0%

* This is based on patients treated on this contract for their most recent course of treatment. Figures in italics indicate the base number of FP17s or Patient Questionnaire responses are less than 100. N/A is shown where the base number of responses is less than 10 during the period. % is calculated as Quantity/Base number*100

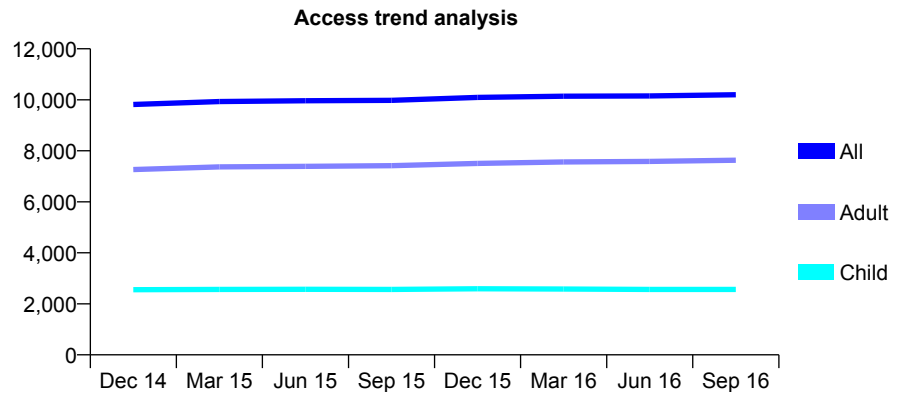
Q58 - Vital Signs At a Glance Contract Report for 162167/0001 - September 2016

Name or company name	A Gatrud Dental Surgey
Contract type name	GDS Contract
Purpose of contract	General
Contract start date	01/04/2011
Contract end date	

16/17 Contracted general activity (UDA)	28,325
Carry forward general activity (UDA)	0
16/17 Contracted orthodontic activity (UOA)	0
Carry forward orthodontic activity (UOA)	0
Baseline contract value	£710,833.85

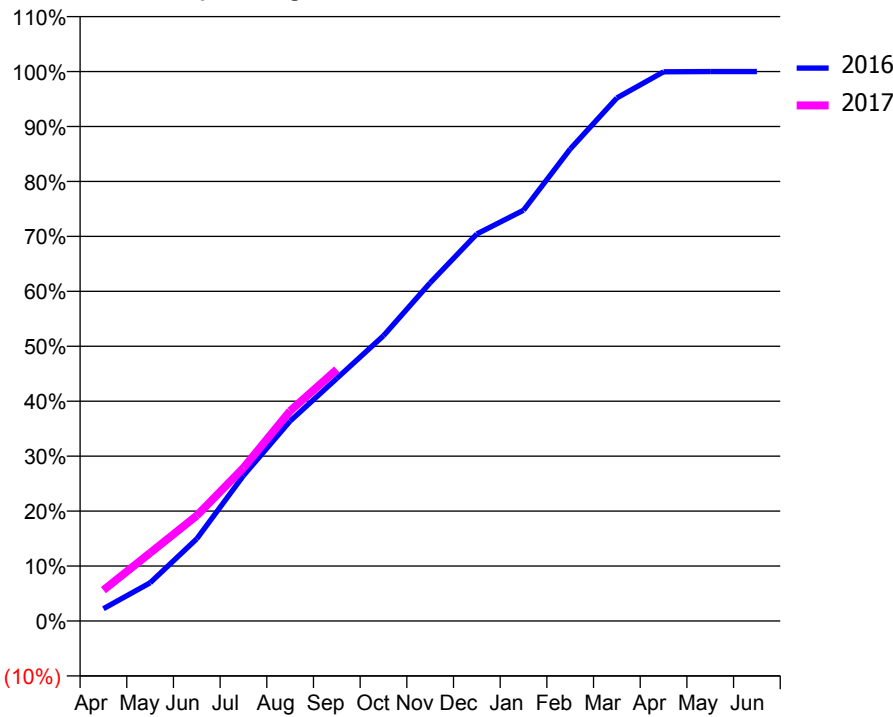
ACCESS*

Patients seen in 24 months	Total	Change since previous quarter
Quarter ending September 2015	9,981	
Quarter ending December 2015	10,094	→
Quarter ending March 2016	10,143	→
Quarter ending June 2016	10,153	→
Quarter ending September 2016	10,197	→
Variance since September 2015	2.2%	↑



ACTIVITY

Cumulative percentage of contracted UDA delivered 2016 & 2017



Month	Adjusted Scheduled Activity (UDA)	
	2016	2017
April	638	1,591
May	1,969	3,509
June	4,239	5,433
July	7,495	7,896
August	10,307	10,831
September	12,508	12,969
October	14,709	
November	17,433	
December	19,947	
January	21,173	
February	24,332	
March	26,961	
April	28,307	
May	28,321	
June	28,321	

QUALITY

	Quantity	Base Number	Contract	AT	Region	England
% of FP17s for the same patient ID Re-attending within 3 months - Children	118	1,673	7.1%	11.4%	12.0%	12.4%
% of FP17s for the same patient ID Re-attending within 3 months - Adults	667	4,624	14.4%	14.8%	15.9%	16.7%
% of FP17s for the same patient ID Re-attending between 3 & 9 months - Children	817	1,673	48.8%	55.6%	58.6%	57.4%
% of FP17s for the same patient ID Re-attending between 3 & 9 months - Adults	2,010	4,624	43.5%	48.1%	51.6%	50.5%
% of FP17s for Band 1 Urgent Courses	592	5,763	10.3%	8.3%	8.0%	9.1%
% of FP17s Relating to Free Repair or Replacements	27	5,763	0.5%	0.7%	0.8%	0.8%
% of FP17s Relating to Continuations	96	5,763	1.7%	1.0%	1.3%	1.3%
% of Patients satisfied with the dentistry they have received	5	5	N/A	94.0%	93.1%	93.2%
% of Patients satisfied with the time they had to wait for an appointment	5	5	N/A	87.5%	89.1%	89.0%

* This is based on patients treated on this contract for their most recent course of treatment. Figures in italics indicate the base number of FP17s or Patient Questionnaire responses are less than 100. N/A is shown where the base number of responses is less than 10 during the period. % is calculated as Quantity/Base number*100

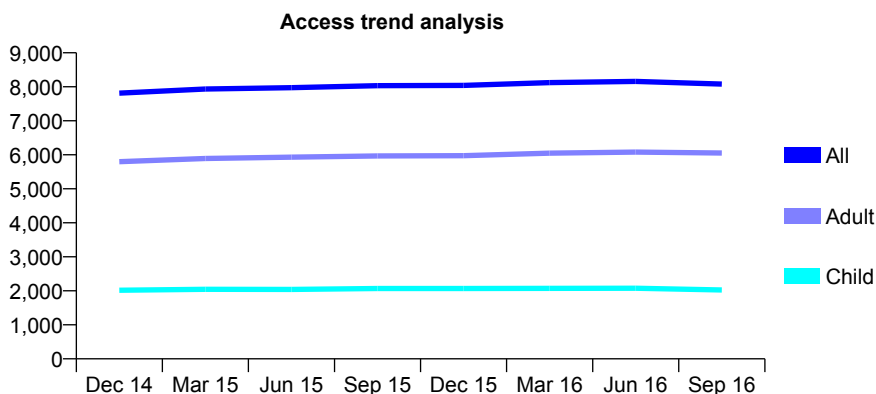
Q58 - Vital Signs At a Glance Contract Report for 163473/0001 - September 2016

Name or company name	Kettering Central Dental Practice
Contract type name	GDS Contract
Purpose of contract	General
Contract start date	05/10/2012
Contract end date	

16/17 Contracted general activity (UDA)	23,018
Carry forward general activity (UDA)	0
16/17 Contracted orthodontic activity (UOA)	0
Carry forward orthodontic activity (UOA)	0
Baseline contract value	£801,377.23

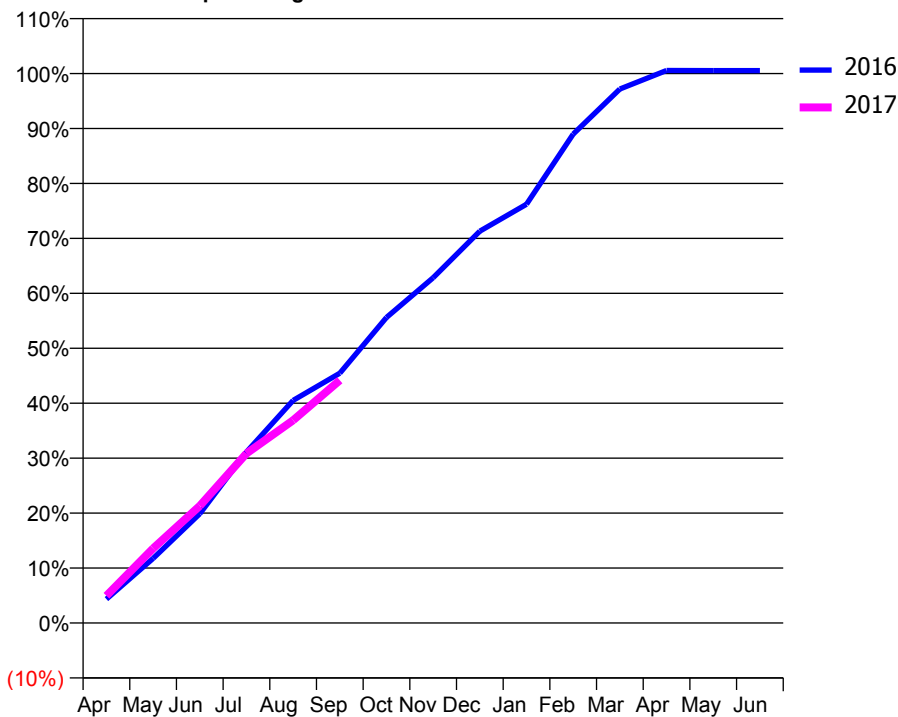
ACCESS*

Patients seen in 24 months	Total	Change since previous quarter
Quarter ending September 2015	8,033	
Quarter ending December 2015	8,042	→
Quarter ending March 2016	8,123	→
Quarter ending June 2016	8,160	→
Quarter ending September 2016	8,079	→
Variance since September 2015	0.6%	→



ACTIVITY

Cumulative percentage of contracted UDA delivered 2016 & 2017



Month	Adjusted Scheduled Activity (UDA)	
	2016	2017
April	1,003	1,145
May	2,704	3,127
June	4,577	4,907
July	7,162	7,104
August	9,323	8,494
September	10,466	10,168
October	12,798	
November	14,463	
December	16,416	
January	17,541	
February	20,479	
March	22,370	
April	23,145	
May	23,141	
June	23,141	

QUALITY

	Quantity	Base Number	Contract	AT	Region	England
% of FP17s for the same patient ID Re-attending within 3 months - Children	100	1,342	7.5%	11.4%	12.0%	12.4%
% of FP17s for the same patient ID Re-attending within 3 months - Adults	370	3,105	11.9%	14.8%	15.9%	16.7%
% of FP17s for the same patient ID Re-attending between 3 & 9 months - Children	679	1,342	50.6%	55.6%	58.6%	57.4%
% of FP17s for the same patient ID Re-attending between 3 & 9 months - Adults	1,244	3,105	40.1%	48.1%	51.6%	50.5%
% of FP17s for Band 1 Urgent Courses	188	4,106	4.6%	8.3%	8.0%	9.1%
% of FP17s Relating to Free Repair or Replacements	36	4,106	0.9%	0.7%	0.8%	0.8%
% of FP17s Relating to Continuations	64	4,106	1.6%	1.0%	1.3%	1.3%
% of Patients satisfied with the dentistry they have received	5	5	N/A	94.0%	93.1%	93.2%
% of Patients satisfied with the time they had to wait for an appointment	4	5	N/A	87.5%	89.1%	89.0%

* This is based on patients treated on this contract for their most recent course of treatment. Figures in italics indicate the base number of FP17s or Patient Questionnaire responses are less than 100. N/A is shown where the base number of responses is less than 10 during the period. % is calculated as Quantity/Base number*100

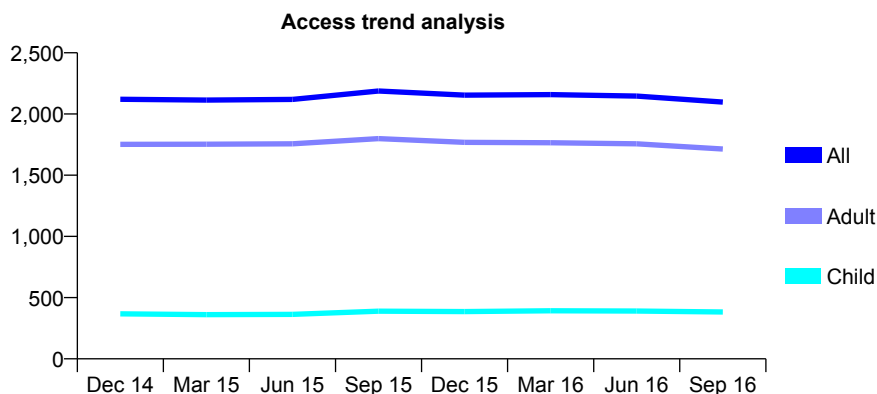
Q58 - Vital Signs At a Glance Contract Report for 164585/0001 - September 2016

Name or company name	MR A MCGREGOR AND DR M MOKHTAR
Contract type name	GDS Contract
Purpose of contract	General
Contract start date	01/04/2007
Contract end date	

16/17 Contracted general activity (UDA)	6,316
Carry forward general activity (UDA)	0
16/17 Contracted orthodontic activity (UOA)	0
Carry forward orthodontic activity (UOA)	0
Baseline contract value	£139,327.19

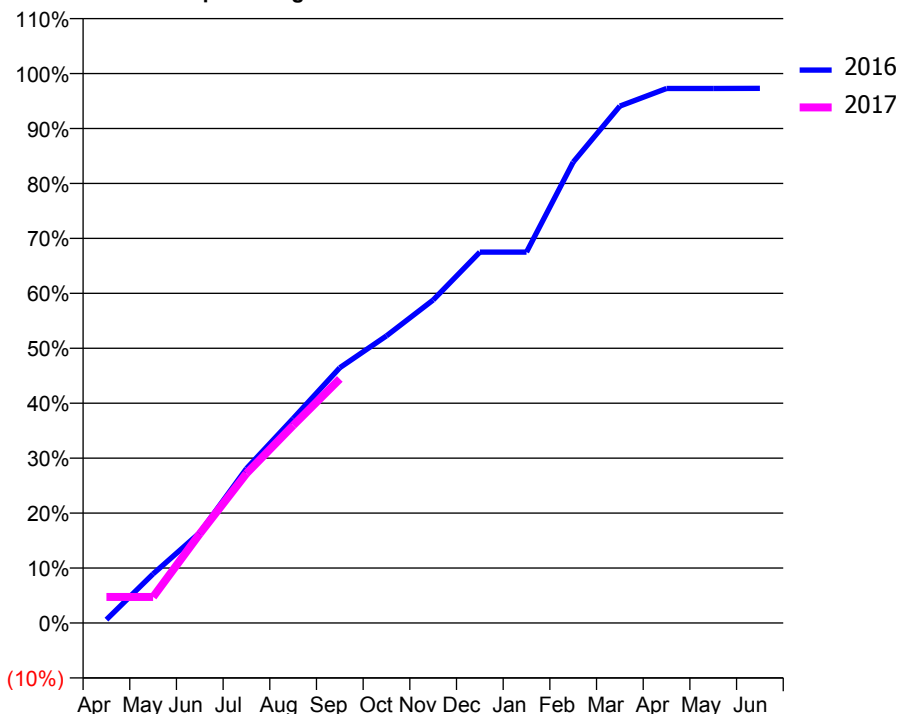
ACCESS*

Patients seen in 24 months	Total	Change since previous quarter
Quarter ending September 2015	2,188	
Quarter ending December 2015	2,154	↓
Quarter ending March 2016	2,158	→
Quarter ending June 2016	2,147	→
Quarter ending September 2016	2,097	↓
Variance since September 2015	(4.2%)	↓



ACTIVITY

Cumulative percentage of contracted UDA delivered 2016 & 2017



Month	Adjusted Scheduled Activity (UDA)	
	2016	2017
April	40	300
May	564	300
June	1,038	1,026
July	1,775	1,719
August	2,351	2,271
September	2,935	2,806
October	3,301	
November	3,712	
December	4,263	
January	4,263	
February	5,298	
March	5,942	
April	6,144	
May	6,144	
June	6,145	

QUALITY

	Quantity	Base Number	Contract	AT	Region	England
% of FP17s for the same patient ID Re-attending within 3 months - Children	8	249	3.2%	11.4%	12.0%	12.4%
% of FP17s for the same patient ID Re-attending within 3 months - Adults	166	1,318	12.6%	14.8%	15.9%	16.7%
% of FP17s for the same patient ID Re-attending between 3 & 9 months - Children	131	249	52.6%	55.6%	58.6%	57.4%
% of FP17s for the same patient ID Re-attending between 3 & 9 months - Adults	841	1,318	63.8%	48.1%	51.6%	50.5%
% of FP17s for Band 1 Urgent Courses	41	1,451	2.8%	8.3%	8.0%	9.1%
% of FP17s Relating to Free Repair or Replacements	17	1,451	1.2%	0.7%	0.8%	0.8%
% of FP17s Relating to Continuations	10	1,451	0.7%	1.0%	1.3%	1.3%
% of Patients satisfied with the dentistry they have received	1	1	N/A	94.0%	93.1%	93.2%
% of Patients satisfied with the time they had to wait for an appointment	1	1	N/A	87.5%	89.1%	89.0%

* This is based on patients treated on this contract for their most recent course of treatment. Figures in italics indicate the base number of FP17s or Patient Questionnaire responses are less than 100. N/A is shown where the base number of responses is less than 10 during the period. % is calculated as Quantity/Base number*100

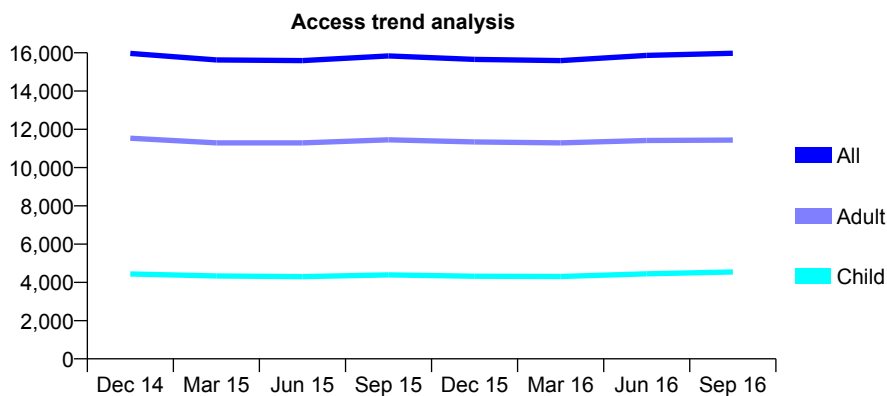
Q58 - Vital Signs At a Glance Contract Report for 164593/0001 - September 2016

Name or company name	Dental Suite Ltd
Contract type name	GDS Contract
Purpose of contract	General
Contract start date	01/04/2007
Contract end date	

16/17 Contracted general activity (UDA)	37,656
Carry forward general activity (UDA)	0
16/17 Contracted orthodontic activity (UOA)	0
Carry forward orthodontic activity (UOA)	0
Baseline contract value	£904,760.52

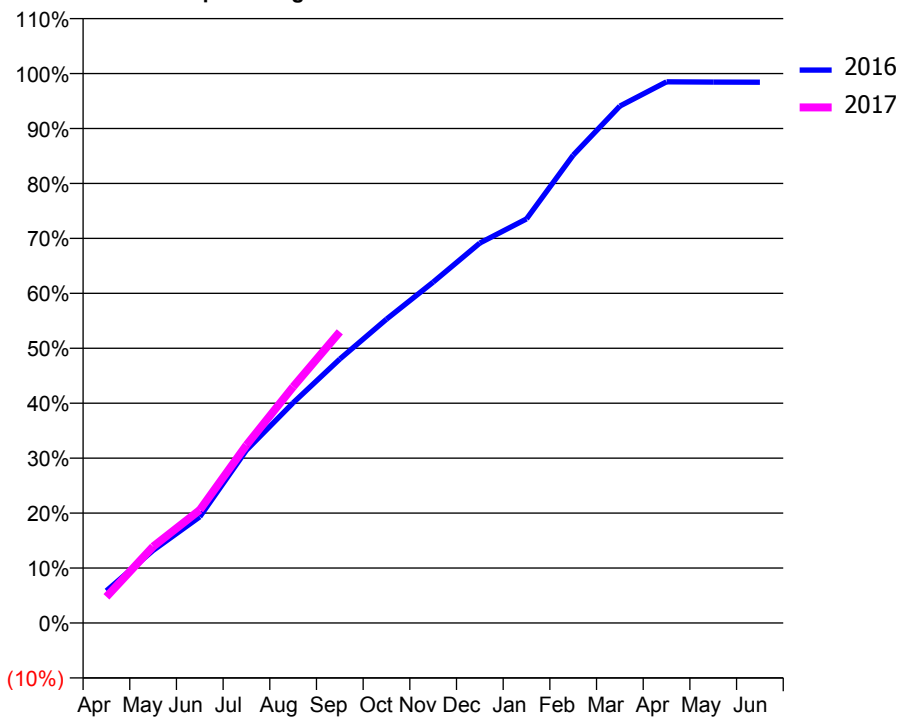
ACCESS*

Patients seen in 24 months	Total	Change since previous quarter
Quarter ending September 2015	15,837	
Quarter ending December 2015	15,654	↓
Quarter ending March 2016	15,595	→
Quarter ending June 2016	15,863	→
Quarter ending September 2016	15,974	→
Variance since September 2015	0.9%	→



ACTIVITY

Cumulative percentage of contracted UDA delivered 2016 & 2017



Month	Adjusted Scheduled Activity (UDA)	
	2016	2017
April	2,205	1,796
May	4,977	5,238
June	7,282	7,741
July	11,844	12,194
August	15,092	16,184
September	18,086	19,949
October	20,818	
November	23,359	
December	26,037	
January	27,690	
February	32,064	
March	35,420	
April	37,082	
May	37,072	
June	37,057	

QUALITY

	Quantity	Base Number	Contract	AT	Region	England
% of FP17s for the same patient ID Re-attending within 3 months - Children	134	3,429	3.9%	11.4%	12.0%	12.4%
% of FP17s for the same patient ID Re-attending within 3 months - Adults	602	7,966	7.6%	14.8%	15.9%	16.7%
% of FP17s for the same patient ID Re-attending between 3 & 9 months - Children	1,846	3,429	53.8%	55.6%	58.6%	57.4%
% of FP17s for the same patient ID Re-attending between 3 & 9 months - Adults	4,592	7,966	57.6%	48.1%	51.6%	50.5%
% of FP17s for Band 1 Urgent Courses	449	10,579	4.2%	8.3%	8.0%	9.1%
% of FP17s Relating to Free Repair or Replacements	64	10,579	0.6%	0.7%	0.8%	0.8%
% of FP17s Relating to Continuations	28	10,579	0.3%	1.0%	1.3%	1.3%
% of Patients satisfied with the dentistry they have received	11	13	84.6%	94.0%	93.1%	93.2%
% of Patients satisfied with the time they had to wait for an appointment	10	13	76.9%	87.5%	89.1%	89.0%

* This is based on patients treated on this contract for their most recent course of treatment. Figures in italics indicate the base number of FP17s or Patient Questionnaire responses are less than 100. N/A is shown where the base number of responses is less than 10 during the period. % is calculated as Quantity/Base number*100

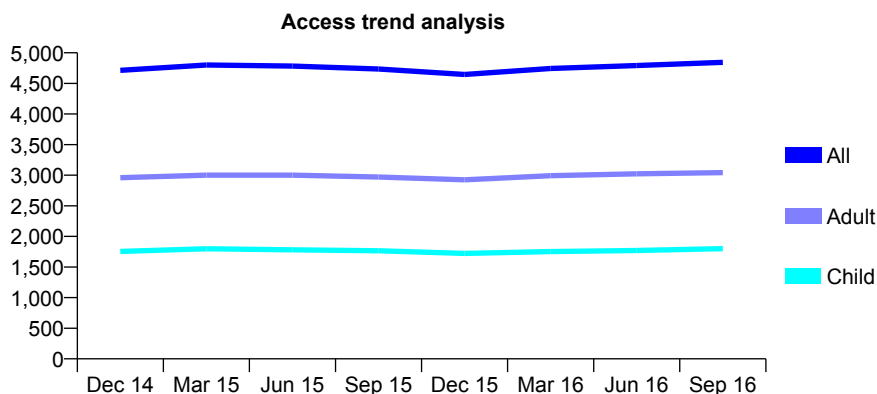
Q58 - Vital Signs At a Glance Contract Report for 165034/0001 - September 2016

Name or company name	Ross, Hirschowitz & Videlefsky
Contract type name	GDS Contract
Purpose of contract	General
Contract start date	01/04/2009
Contract end date	

16/17 Contracted general activity (UDA)	12,500
Carry forward general activity (UDA)	0
16/17 Contracted orthodontic activity (UOA)	0
Carry forward orthodontic activity (UOA)	0
Baseline contract value	£297,872.00

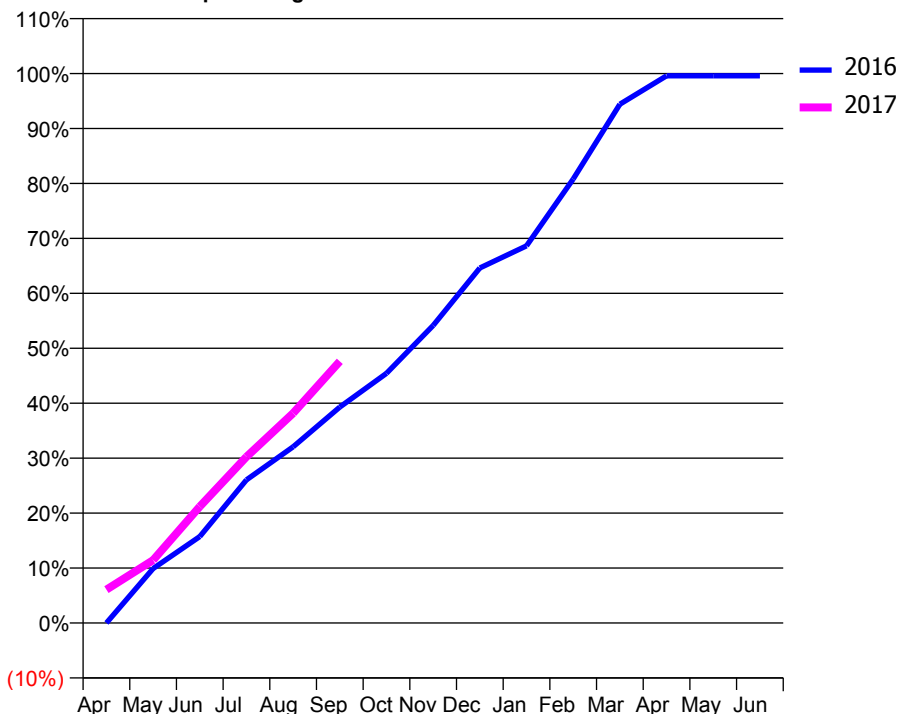
ACCESS*

Patients seen in 24 months	Total	Change since previous quarter
Quarter ending September 2015	4,736	
Quarter ending December 2015	4,646	↓
Quarter ending March 2016	4,745	↑
Quarter ending June 2016	4,792	→
Quarter ending September 2016	4,844	→
Variance since September 2015	2.3%	↑



ACTIVITY

Cumulative percentage of contracted UDA delivered 2016 & 2017



Adjusted Scheduled Activity (UDA)

Month	2016	2017
April	0	759
May	1,240	1,430
June	1,969	2,651
July	3,256	3,781
August	4,008	4,772
September	4,912	5,954
October	5,679	
November	6,770	
December	8,078	
January	8,581	
February	10,100	
March	11,800	
April	12,448	
May	12,446	
June	12,447	

QUALITY

	Quantity	Base Number	Contract	AT	Region	England
% of FP17s for the same patient ID Re-attending within 3 months - Children	138	1,481	9.3%	11.4%	12.0%	12.4%
% of FP17s for the same patient ID Re-attending within 3 months - Adults	238	1,835	13.0%	14.8%	15.9%	16.7%
% of FP17s for the same patient ID Re-attending between 3 & 9 months - Children	851	1,481	57.5%	55.6%	58.6%	57.4%
% of FP17s for the same patient ID Re-attending between 3 & 9 months - Adults	847	1,835	46.2%	48.1%	51.6%	50.5%
% of FP17s for Band 1 Urgent Courses	274	3,031	9.0%	8.3%	8.0%	9.1%
% of FP17s Relating to Free Repair or Replacements	23	3,031	0.8%	0.7%	0.8%	0.8%
% of FP17s Relating to Continuations	1	3,031	0.0%	1.0%	1.3%	1.3%
% of Patients satisfied with the dentistry they have received	1	1	N/A	94.0%	93.1%	93.2%
% of Patients satisfied with the time they had to wait for an appointment	1	1	N/A	87.5%	89.1%	89.0%

* This is based on patients treated on this contract for their most recent course of treatment. Figures in italics indicate the base number of FP17s or Patient Questionnaire responses are less than 100. N/A is shown where the base number of responses is less than 10 during the period. % is calculated as Quantity/Base number*100

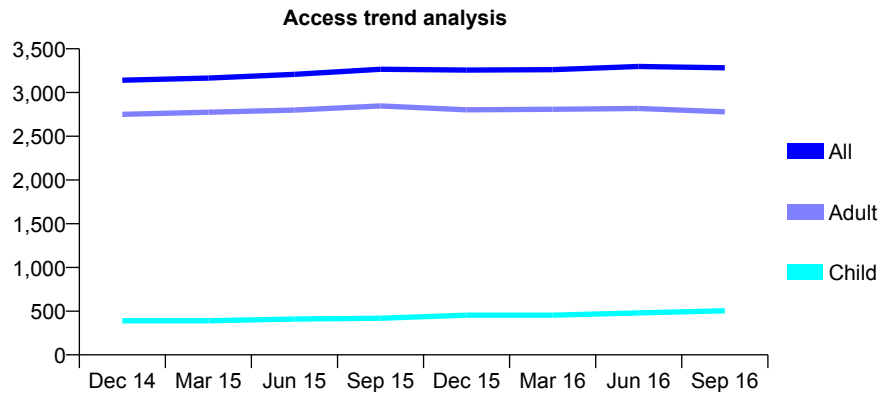
Q58 - Vital Signs At a Glance Contract Report for 165220/0001 - September 2016

Name or company name	Beech Hill Dental Practice Limited
Contract type name	GDS Contract
Purpose of contract	General
Contract start date	01/10/2010
Contract end date	

16/17 Contracted general activity (UDA)	11,000
Carry forward general activity (UDA)	0
16/17 Contracted orthodontic activity (UOA)	0
Carry forward orthodontic activity (UOA)	0
Baseline contract value	£272,592.05

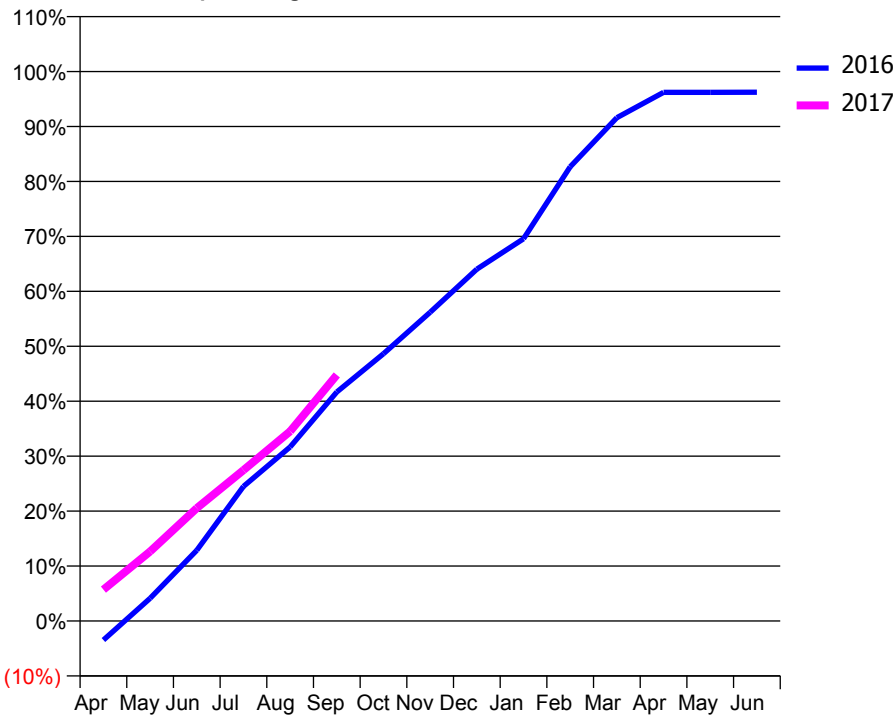
ACCESS*

Patients seen in 24 months	Total	Change since previous quarter
Quarter ending September 2015	3,266	
Quarter ending December 2015	3,256	→
Quarter ending March 2016	3,262	→
Quarter ending June 2016	3,298	→
Quarter ending September 2016	3,283	→
Variance since September 2015	0.5%	→



ACTIVITY

Cumulative percentage of contracted UDA delivered 2016 & 2017



Month	Adjusted Scheduled Activity (UDA)	
	2016	2017
April	-383	628
May	456	1,393
June	1,415	2,259
July	2,694	3,021
August	3,486	3,797
September	4,585	4,925
October	5,351	
November	6,181	
December	7,044	
January	7,651	
February	9,093	
March	10,075	
April	10,583	
May	10,583	
June	10,586	

QUALITY

	Quantity	Base Number	Contract	AT	Region	England
% of FP17s for the same patient ID Re-attending within 3 months - Children	11	288	3.8%	11.4%	12.0%	12.4%
% of FP17s for the same patient ID Re-attending within 3 months - Adults	176	1,499	11.7%	14.8%	15.9%	16.7%
% of FP17s for the same patient ID Re-attending between 3 & 9 months - Children	84	288	29.2%	55.6%	58.6%	57.4%
% of FP17s for the same patient ID Re-attending between 3 & 9 months - Adults	529	1,499	35.3%	48.1%	51.6%	50.5%
% of FP17s for Band 1 Urgent Courses	152	1,655	9.2%	8.3%	8.0%	9.1%
% of FP17s Relating to Free Repair or Replacements	3	1,655	0.2%	0.7%	0.8%	0.8%
% of FP17s Relating to Continuations	8	1,655	0.5%	1.0%	1.3%	1.3%
% of Patients satisfied with the dentistry they have received	7	7	N/A	94.0%	93.1%	93.2%
% of Patients satisfied with the time they had to wait for an appointment	7	7	N/A	87.5%	89.1%	89.0%

* This is based on patients treated on this contract for their most recent course of treatment. Figures in italics indicate the base number of FP17s or Patient Questionnaire responses are less than 100. N/A is shown where the base number of responses is less than 10 during the period. % is calculated as Quantity/Base number*100

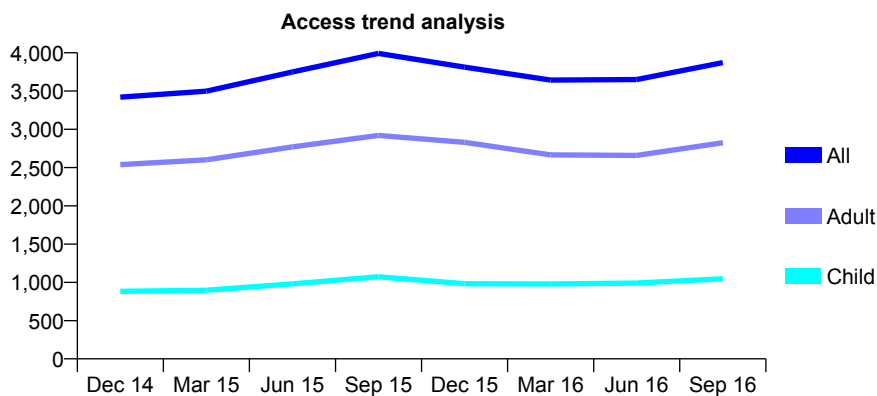
Q58 - Vital Signs At a Glance Contract Report for 166200/0001 - September 2016

Name or company name	Oradi Ltd
Contract type name	GDS Contract
Purpose of contract	General
Contract start date	01/04/2008
Contract end date	

16/17 Contracted general activity (UDA)	11,515
Carry forward general activity (UDA)	0
16/17 Contracted orthodontic activity (UOA)	0
Carry forward orthodontic activity (UOA)	0
Baseline contract value	£219,930.39

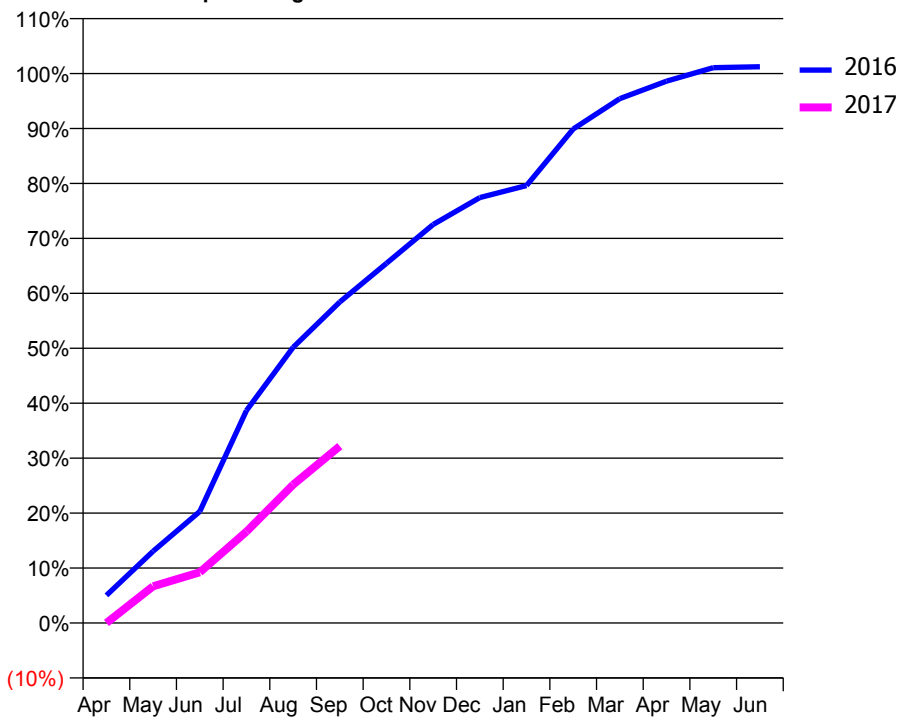
ACCESS*

Patients seen in 24 months	Total	Change since previous quarter
Quarter ending September 2015	3,993	
Quarter ending December 2015	3,812	↓
Quarter ending March 2016	3,644	↓
Quarter ending June 2016	3,650	→
Quarter ending September 2016	3,872	↑
Variance since September 2015	(3.0%)	↓



ACTIVITY

Cumulative percentage of contracted UDA delivered 2016 & 2017



Adjusted Scheduled Activity (UDA)

Month	2016	2017
April	580	0
May	1,503	770
June	2,336	1,063
July	4,451	1,916
August	5,777	2,900
September	6,729	3,706
October	7,538	
November	8,352	
December	8,916	
January	9,167	
February	10,351	
March	10,990	
April	11,354	
May	11,638	
June	11,658	

QUALITY

	Quantity	Base Number	Contract	AT	Region	England
% of FP17s for the same patient ID Re-attending within 3 months - Children	35	755	4.6%	11.4%	12.0%	12.4%
% of FP17s for the same patient ID Re-attending within 3 months - Adults	87	1,901	4.6%	14.8%	15.9%	16.7%
% of FP17s for the same patient ID Re-attending between 3 & 9 months - Children	301	755	39.9%	55.6%	58.6%	57.4%
% of FP17s for the same patient ID Re-attending between 3 & 9 months - Adults	657	1,901	34.6%	48.1%	51.6%	50.5%
% of FP17s for Band 1 Urgent Courses	125	2,188	5.7%	8.3%	8.0%	9.1%
% of FP17s Relating to Free Repair or Replacements	8	2,188	0.4%	0.7%	0.8%	0.8%
% of FP17s Relating to Continuations	9	2,188	0.4%	1.0%	1.3%	1.3%
% of Patients satisfied with the dentistry they have received	3	3	N/A	94.0%	93.1%	93.2%
% of Patients satisfied with the time they had to wait for an appointment	2	3	N/A	87.5%	89.1%	89.0%

* This is based on patients treated on this contract for their most recent course of treatment. Figures in italics indicate the base number of FP17s or Patient Questionnaire responses are less than 100. N/A is shown where the base number of responses is less than 10 during the period. % is calculated as Quantity/Base number*100

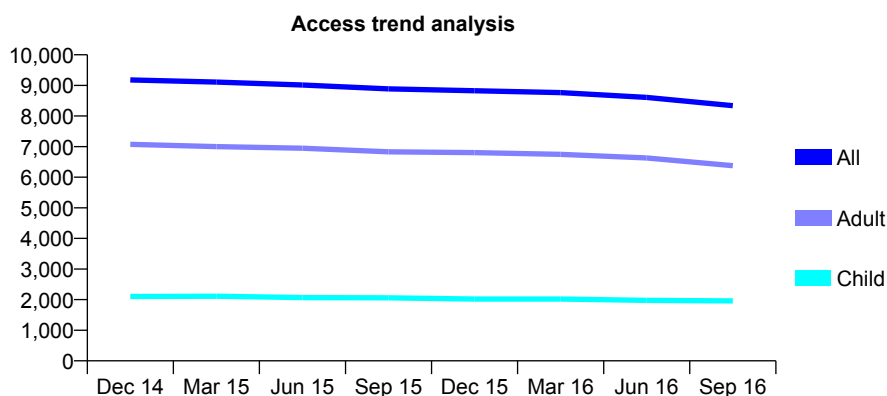
Q58 - Vital Signs At a Glance Contract Report for 167045/0001 - September 2016

Name or company name	QUALITY DENTAL CARE LIMITED
Contract type name	GDS Contract
Purpose of contract	General and Orthodontic
Contract start date	05/02/2008
Contract end date	

16/17 Contracted general activity (UDA)	19,629
Carry forward general activity (UDA)	0
16/17 Contracted orthodontic activity (UOA)	4,389
Carry forward orthodontic activity (UOA)	0
Baseline contract value	£726,136.64

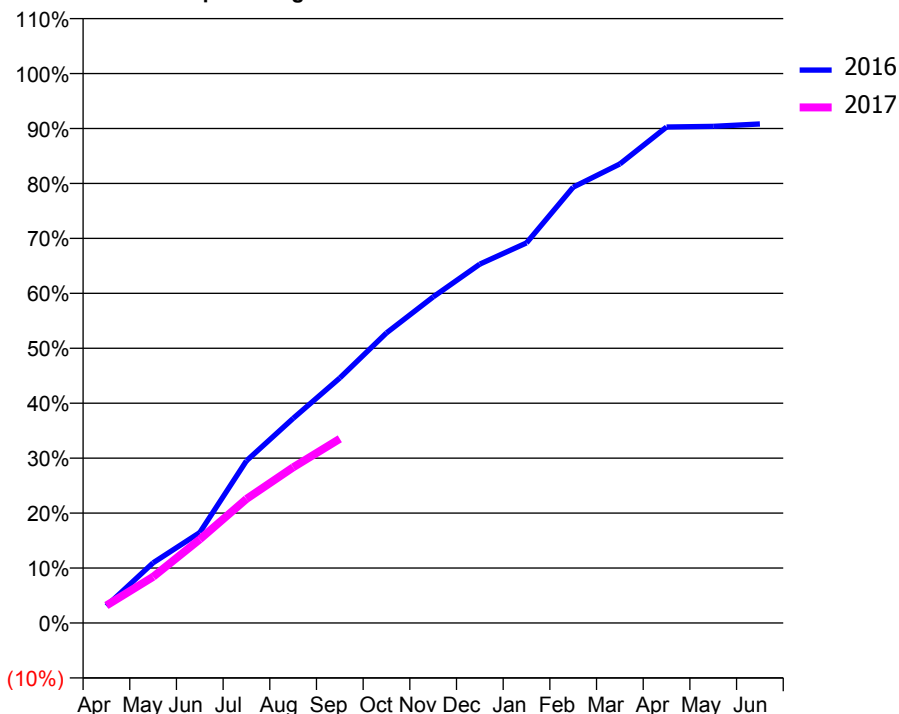
ACCESS*

Patients seen in 24 months	Total	Change since previous quarter
Quarter ending September 2015	8,888	
Quarter ending December 2015	8,825	→
Quarter ending March 2016	8,765	→
Quarter ending June 2016	8,607	↓
Quarter ending September 2016	8,336	↓
Variance since September 2015	(6.2%)	↓



ACTIVITY

Cumulative percentage of contracted UDA delivered 2016 & 2017



Adjusted Scheduled Activity (UDA)

Month	2016	2017
April	609	626
May	2,150	1,649
June	3,231	2,989
July	5,793	4,430
August	7,307	5,559
September	8,755	6,580
October	10,364	
November	11,648	
December	12,819	
January	13,576	
February	15,570	
March	16,399	
April	17,715	
May	17,741	
June	17,829	

QUALITY

	Quantity	Base Number	Contract	AT	Region	England
% of FP17s for the same patient ID Re-attending within 3 months - Children	134	1,301	10.3%	11.4%	12.0%	12.4%
% of FP17s for the same patient ID Re-attending within 3 months - Adults	519	3,404	15.2%	14.8%	15.9%	16.7%
% of FP17s for the same patient ID Re-attending between 3 & 9 months - Children	437	1,301	33.6%	55.6%	58.6%	57.4%
% of FP17s for the same patient ID Re-attending between 3 & 9 months - Adults	1,200	3,404	35.3%	48.1%	51.6%	50.5%
% of FP17s for Band 1 Urgent Courses	502	3,585	14.0%	8.3%	8.0%	9.1%
% of FP17s Relating to Free Repair or Replacements	59	3,585	1.6%	0.7%	0.8%	0.8%
% of FP17s Relating to Continuations	15	3,585	0.4%	1.0%	1.3%	1.3%
% of Patients satisfied with the dentistry they have received	6	6	N/A	94.0%	93.1%	93.2%
% of Patients satisfied with the time they had to wait for an appointment	6	6	N/A	87.5%	89.1%	89.0%

* This is based on patients treated on this contract for their most recent course of treatment. Figures in italics indicate the base number of FP17s or Patient Questionnaire responses are less than 100. N/A is shown where the base number of responses is less than 10 during the period. % is calculated as Quantity/Base number*100

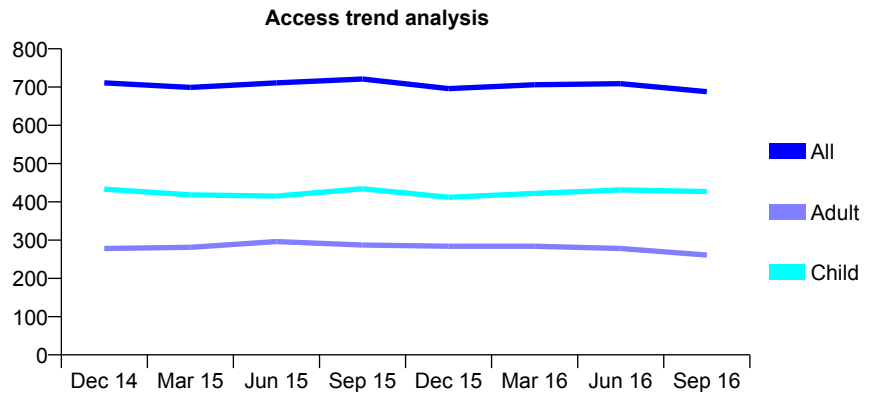
Q58 - Vital Signs At a Glance Contract Report for 167703/0001 - September 2016

Name or company name	Red House Dental
Contract type name	GDS Contract
Purpose of contract	General
Contract start date	01/12/2011
Contract end date	

16/17 Contracted general activity (UDA)	1,668
Carry forward general activity (UDA)	0
16/17 Contracted orthodontic activity (UOA)	0
Carry forward orthodontic activity (UOA)	0
Baseline contract value	£40,393.69

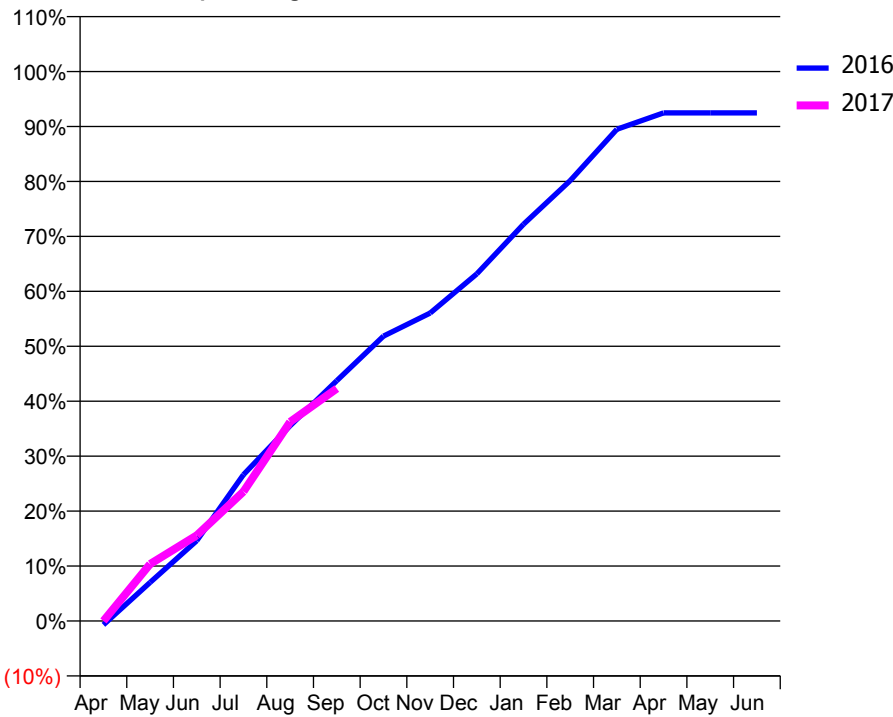
ACCESS*

Patients seen in 24 months	Total	Change since previous quarter
Quarter ending September 2015	721	
Quarter ending December 2015	696	↓
Quarter ending March 2016	706	→
Quarter ending June 2016	709	→
Quarter ending September 2016	688	↓
Variance since September 2015	(4.6%)	↓



ACTIVITY

Cumulative percentage of contracted UDA delivered 2016 & 2017



Month	Adjusted Scheduled Activity (UDA)	
	2016	2017
April	-12	0
May	117	173
June	244	260
July	444	393
August	593	604
September	730	706
October	865	
November	935	
December	1,054	
January	1,204	
February	1,337	
March	1,493	
April	1,542	
May	1,542	
June	1,542	

QUALITY

	Quantity	Base Number	Contract	AT	Region	England
% of FP17s for the same patient ID Re-attending within 3 months - Children	31	334	9.3%	11.4%	12.0%	12.4%
% of FP17s for the same patient ID Re-attending within 3 months - Adults	23	156	14.7%	14.8%	15.9%	16.7%
% of FP17s for the same patient ID Re-attending between 3 & 9 months - Children	192	334	57.5%	55.6%	58.6%	57.4%
% of FP17s for the same patient ID Re-attending between 3 & 9 months - Adults	96	156	61.5%	48.1%	51.6%	50.5%
% of FP17s for Band 1 Urgent Courses	3	458	0.7%	8.3%	8.0%	9.1%
% of FP17s Relating to Free Repair or Replacements	1	458	0.2%	0.7%	0.8%	0.8%
% of FP17s Relating to Continuations	21	458	4.6%	1.0%	1.3%	1.3%
% of Patients satisfied with the dentistry they have received	0	0	N/A	94.0%	93.1%	93.2%
% of Patients satisfied with the time they had to wait for an appointment	0	0	N/A	87.5%	89.1%	89.0%

* This is based on patients treated on this contract for their most recent course of treatment. Figures in italics indicate the base number of FP17s or Patient Questionnaire responses are less than 100. N/A is shown where the base number of responses is less than 10 during the period. % is calculated as Quantity/Base number*100

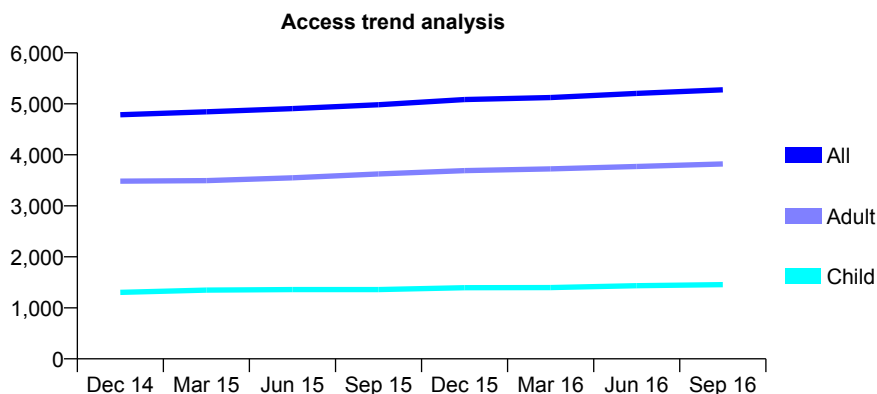
Q58 - Vital Signs At a Glance Contract Report for 168335/0001 - September 2016

Name or company name	Darius G-Sair & Associates Limited
Contract type name	GDS Contract
Purpose of contract	General
Contract start date	01/04/2009
Contract end date	

16/17 Contracted general activity (UDA)	18,357
Carry forward general activity (UDA)	0
16/17 Contracted orthodontic activity (UOA)	0
Carry forward orthodontic activity (UOA)	0
Baseline contract value	£535,389.22

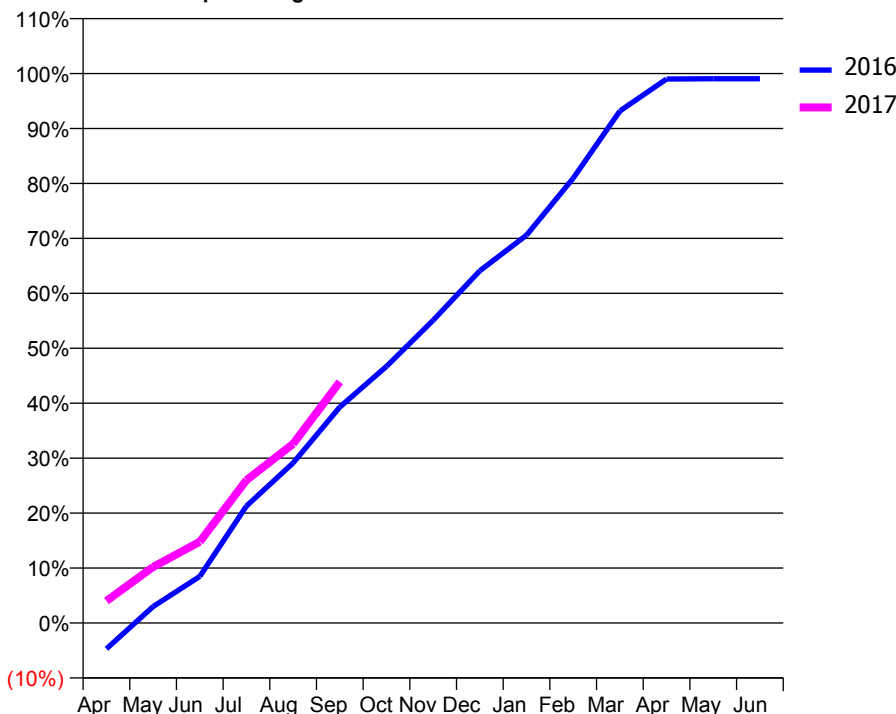
ACCESS*

Patients seen in 24 months	Total	Change since previous quarter
Quarter ending September 2015	4,982	
Quarter ending December 2015	5,084	↑
Quarter ending March 2016	5,123	→
Quarter ending June 2016	5,204	→
Quarter ending September 2016	5,274	→
Variance since September 2015	5.9%	↑



ACTIVITY

Cumulative percentage of contracted UDA delivered 2016 & 2017



Month	Adjusted Scheduled Activity (UDA)	
	2016	2017
April	-867	739
May	549	1,873
June	1,558	2,717
July	3,907	4,775
August	5,350	5,986
September	7,214	8,056
October	8,571	
November	10,113	
December	11,768	
January	12,958	
February	14,859	
March	17,103	
April	18,175	
May	18,182	
June	18,182	

QUALITY

	Quantity	Base Number	Contract	AT	Region	England
% of FP17s for the same patient ID Re-attending within 3 months - Children	87	1,098	7.9%	11.4%	12.0%	12.4%
% of FP17s for the same patient ID Re-attending within 3 months - Adults	356	2,532	14.1%	14.8%	15.9%	16.7%
% of FP17s for the same patient ID Re-attending between 3 & 9 months - Children	642	1,098	58.5%	55.6%	58.6%	57.4%
% of FP17s for the same patient ID Re-attending between 3 & 9 months - Adults	1,256	2,532	49.6%	48.1%	51.6%	50.5%
% of FP17s for Band 1 Urgent Courses	371	3,268	11.4%	8.3%	8.0%	9.1%
% of FP17s Relating to Free Repair or Replacements	24	3,268	0.7%	0.7%	0.8%	0.8%
% of FP17s Relating to Continuations	15	3,268	0.5%	1.0%	1.3%	1.3%
% of Patients satisfied with the dentistry they have received	3	3	N/A	94.0%	93.1%	93.2%
% of Patients satisfied with the time they had to wait for an appointment	3	3	N/A	87.5%	89.1%	89.0%

* This is based on patients treated on this contract for their most recent course of treatment. Figures in italics indicate the base number of FP17s or Patient Questionnaire responses are less than 100. N/A is shown where the base number of responses is less than 10 during the period. % is calculated as Quantity/Base number*100

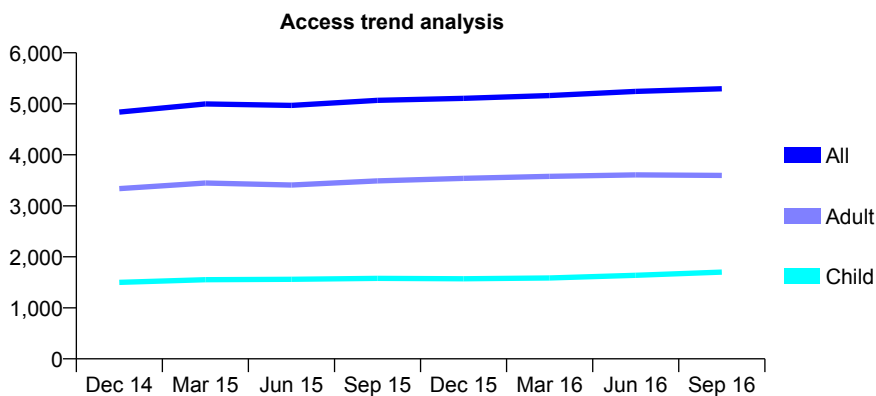
Q58 - Vital Signs At a Glance Contract Report for 168343/0001 - September 2016

Name or company name	INSPIRE DENTAL CARE
Contract type name	GDS Contract
Purpose of contract	General
Contract start date	01/02/2008
Contract end date	

16/17 Contracted general activity (UDA)	17,816
Carry forward general activity (UDA)	0
16/17 Contracted orthodontic activity (UOA)	0
Carry forward orthodontic activity (UOA)	0
Baseline contract value	£430,870.50

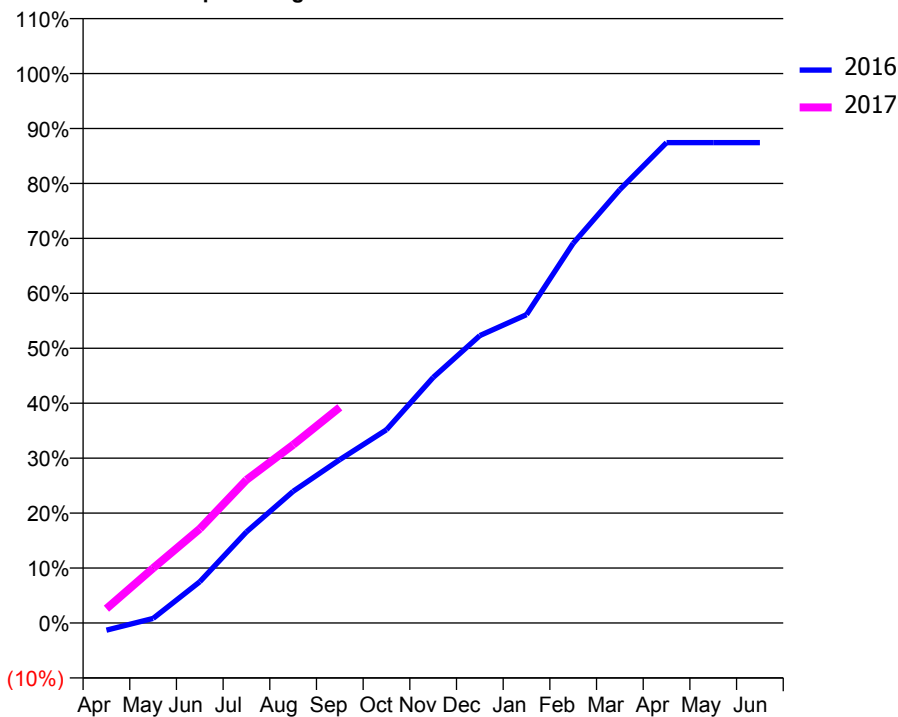
ACCESS*

Patients seen in 24 months	Total	Change since previous quarter
Quarter ending September 2015	5,067	
Quarter ending December 2015	5,108	→
Quarter ending March 2016	5,163	→
Quarter ending June 2016	5,244	→
Quarter ending September 2016	5,295	→
Variance since September 2015	4.5%	↑



ACTIVITY

Cumulative percentage of contracted UDA delivered 2016 & 2017



Adjusted Scheduled Activity (UDA)

Month	2016	2017
April	-234	465
May	149	1,779
June	1,338	3,054
July	2,953	4,640
August	4,270	5,778
September	5,297	6,993
October	6,265	
November	7,962	
December	9,321	
January	9,997	
February	12,311	
March	14,053	
April	15,574	
May	15,574	
June	15,574	

QUALITY

	Quantity	Base Number	Contract	AT	Region	England
% of FP17s for the same patient ID Re-attending within 3 months - Children	86	1,051	8.2%	11.4%	12.0%	12.4%
% of FP17s for the same patient ID Re-attending within 3 months - Adults	265	1,949	13.6%	14.8%	15.9%	16.7%
% of FP17s for the same patient ID Re-attending between 3 & 9 months - Children	376	1,051	35.8%	55.6%	58.6%	57.4%
% of FP17s for the same patient ID Re-attending between 3 & 9 months - Adults	583	1,949	29.9%	48.1%	51.6%	50.5%
% of FP17s for Band 1 Urgent Courses	159	2,556	6.2%	8.3%	8.0%	9.1%
% of FP17s Relating to Free Repair or Replacements	19	2,556	0.7%	0.7%	0.8%	0.8%
% of FP17s Relating to Continuations	69	2,556	2.7%	1.0%	1.3%	1.3%
% of Patients satisfied with the dentistry they have received	7	7	N/A	94.0%	93.1%	93.2%
% of Patients satisfied with the time they had to wait for an appointment	7	7	N/A	87.5%	89.1%	89.0%

* This is based on patients treated on this contract for their most recent course of treatment. Figures in italics indicate the base number of FP17s or Patient Questionnaire responses are less than 100. N/A is shown where the base number of responses is less than 10 during the period. % is calculated as Quantity/Base number*100

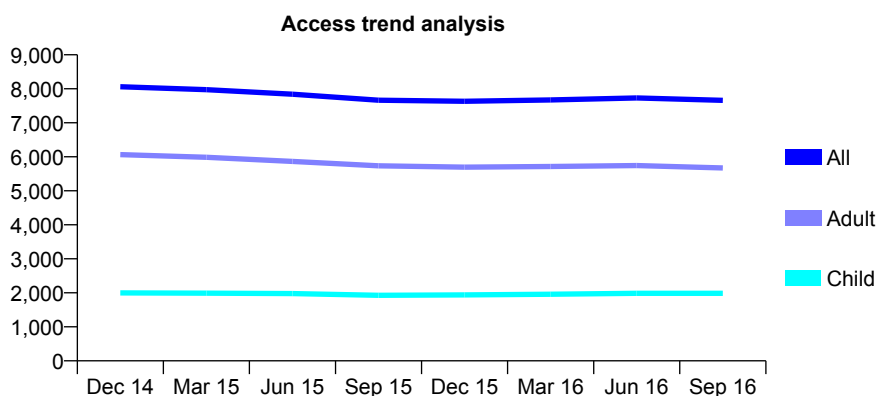
Q58 - Vital Signs At a Glance Contract Report for 169471/0001 - September 2016

Name or company name	Sawbridgeworth Dental Practice Limited
Contract type name	GDS Contract
Purpose of contract	General
Contract start date	01/04/2009
Contract end date	

16/17 Contracted general activity (UDA)	18,155
Carry forward general activity (UDA)	0
16/17 Contracted orthodontic activity (UOA)	0
Carry forward orthodontic activity (UOA)	0
Baseline contract value	£439,016.91

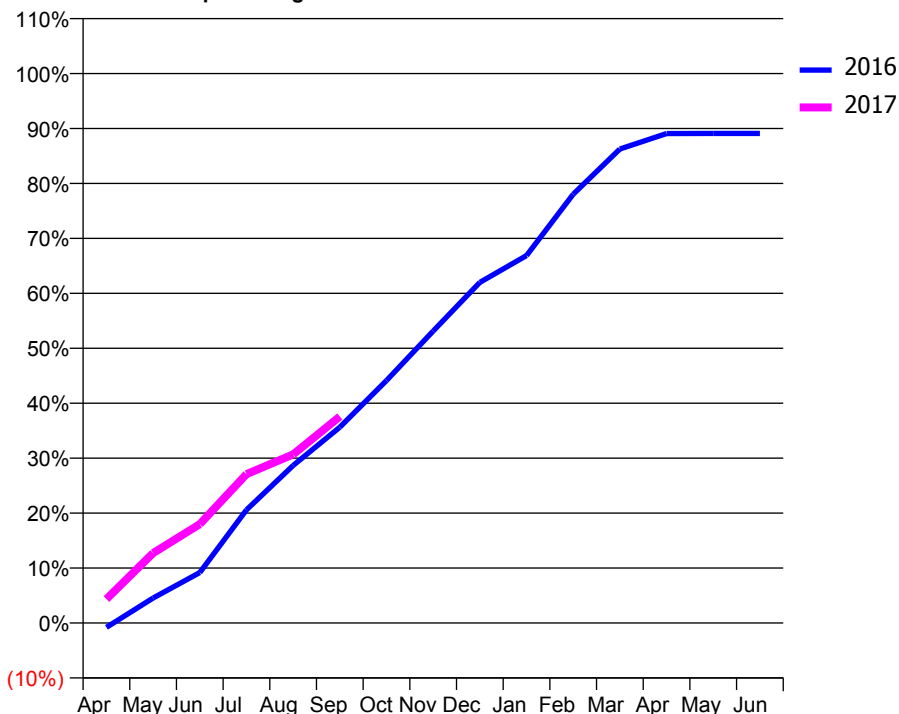
ACCESS*

Patients seen in 24 months	Total	Change since previous quarter
Quarter ending September 2015	7,664	
Quarter ending December 2015	7,634	→
Quarter ending March 2016	7,671	→
Quarter ending June 2016	7,730	→
Quarter ending September 2016	7,662	→
Variance since September 2015	(0.0%)	→



ACTIVITY

Cumulative percentage of contracted UDA delivered 2016 & 2017



Month	Adjusted Scheduled Activity (UDA)	
	2016	2017
April	-147	789
May	826	2,312
June	1,670	3,268
July	3,739	4,919
August	5,205	5,572
September	6,470	6,821
October	8,012	
November	9,647	
December	11,256	
January	12,141	
February	14,166	
March	15,660	
April	16,172	
May	16,177	
June	16,177	

QUALITY

	Quantity	Base Number	Contract	AT	Region	England
% of FP17s for the same patient ID Re-attending within 3 months - Children	69	1,203	5.7%	11.4%	12.0%	12.4%
% of FP17s for the same patient ID Re-attending within 3 months - Adults	407	3,059	13.3%	14.8%	15.9%	16.7%
% of FP17s for the same patient ID Re-attending between 3 & 9 months - Children	550	1,203	45.7%	55.6%	58.6%	57.4%
% of FP17s for the same patient ID Re-attending between 3 & 9 months - Adults	1,133	3,059	37.0%	48.1%	51.6%	50.5%
% of FP17s for Band 1 Urgent Courses	470	3,979	11.8%	8.3%	8.0%	9.1%
% of FP17s Relating to Free Repair or Replacements	17	3,979	0.4%	0.7%	0.8%	0.8%
% of FP17s Relating to Continuations	45	3,979	1.1%	1.0%	1.3%	1.3%
% of Patients satisfied with the dentistry they have received	7	7	N/A	94.0%	93.1%	93.2%
% of Patients satisfied with the time they had to wait for an appointment	4	7	N/A	87.5%	89.1%	89.0%

* This is based on patients treated on this contract for their most recent course of treatment. Figures in italics indicate the base number of FP17s or Patient Questionnaire responses are less than 100. N/A is shown where the base number of responses is less than 10 during the period. % is calculated as Quantity/Base number*100

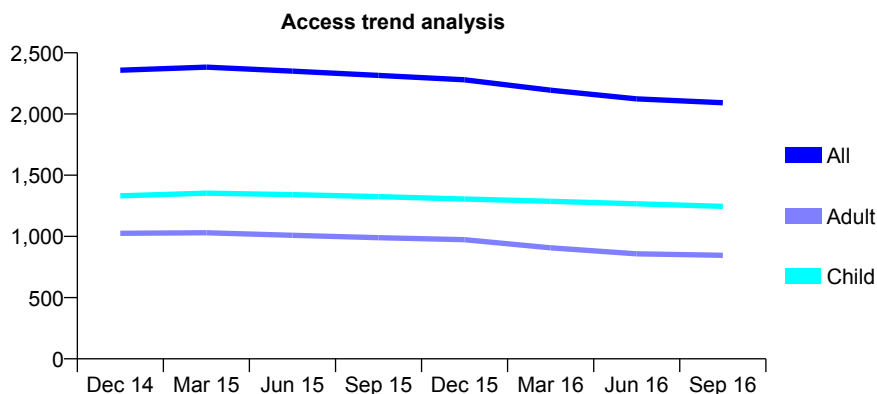
Q58 - Vital Signs At a Glance Contract Report for 169684/0001 - September 2016

Name or company name	Beehive Dental Practice
Contract type name	GDS Contract
Purpose of contract	General
Contract start date	01/04/2006
Contract end date	

16/17 Contracted general activity (UDA)	7,550
Carry forward general activity (UDA)	0
16/17 Contracted orthodontic activity (UOA)	0
Carry forward orthodontic activity (UOA)	0
Baseline contract value	£182,008.74

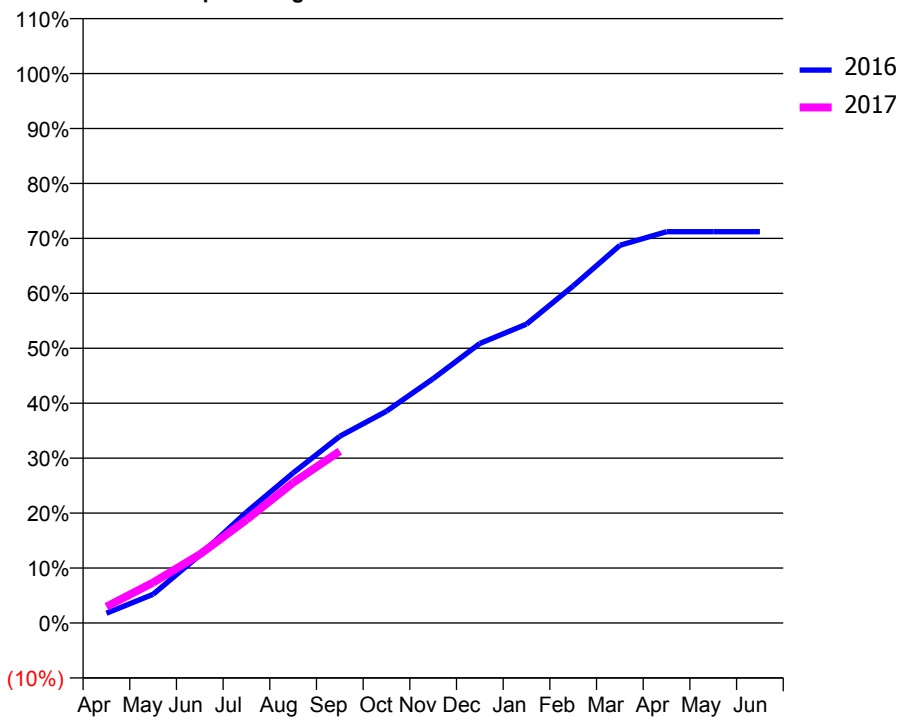
ACCESS*

Patients seen in 24 months	Total	Change since previous quarter
Quarter ending September 2015	2,315	
Quarter ending December 2015	2,279	↓
Quarter ending March 2016	2,194	↓
Quarter ending June 2016	2,124	↓
Quarter ending September 2016	2,092	↓
Variance since September 2015	(9.6%)	↓



ACTIVITY

Cumulative percentage of contracted UDA delivered 2016 & 2017



Adjusted Scheduled Activity (UDA)

Month	2016	2017
April	135	225
May	396	556
June	934	943
July	1,523	1,420
August	2,063	1,929
September	2,565	2,361
October	2,910	
November	3,358	
December	3,841	
January	4,107	
February	4,631	
March	5,190	
April	5,376	
May	5,376	
June	5,376	

QUALITY

	Quantity	Base Number	Contract	AT	Region	England
% of FP17s for the same patient ID Re-attending within 3 months - Children	38	1,057	3.6%	11.4%	12.0%	12.4%
% of FP17s for the same patient ID Re-attending within 3 months - Adults	54	464	11.6%	14.8%	15.9%	16.7%
% of FP17s for the same patient ID Re-attending between 3 & 9 months - Children	770	1,057	72.8%	55.6%	58.6%	57.4%
% of FP17s for the same patient ID Re-attending between 3 & 9 months - Adults	271	464	58.4%	48.1%	51.6%	50.5%
% of FP17s for Band 1 Urgent Courses	87	1,399	6.2%	8.3%	8.0%	9.1%
% of FP17s Relating to Free Repair or Replacements	0	1,399	0.0%	0.7%	0.8%	0.8%
% of FP17s Relating to Continuations	5	1,399	0.4%	1.0%	1.3%	1.3%
% of Patients satisfied with the dentistry they have received	0	0	N/A	94.0%	93.1%	93.2%
% of Patients satisfied with the time they had to wait for an appointment	0	0	N/A	87.5%	89.1%	89.0%

* This is based on patients treated on this contract for their most recent course of treatment. Figures in italics indicate the base number of FP17s or Patient Questionnaire responses are less than 100. N/A is shown where the base number of responses is less than 10 during the period. % is calculated as Quantity/Base number*100

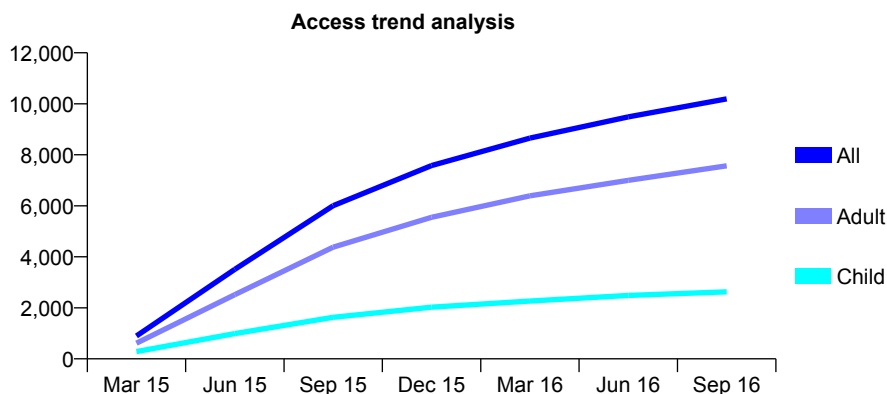
Q58 - Vital Signs At a Glance Contract Report for 170518/0001 - September 2016

Name or company name	Pondental Surgery
Contract type name	GDS Contract
Purpose of contract	General
Contract start date	01/03/2015
Contract end date	

16/17 Contracted general activity (UDA)	38,927
Carry forward general activity (UDA)	0
16/17 Contracted orthodontic activity (UOA)	0
Carry forward orthodontic activity (UOA)	0
Baseline contract value	£856,497.39

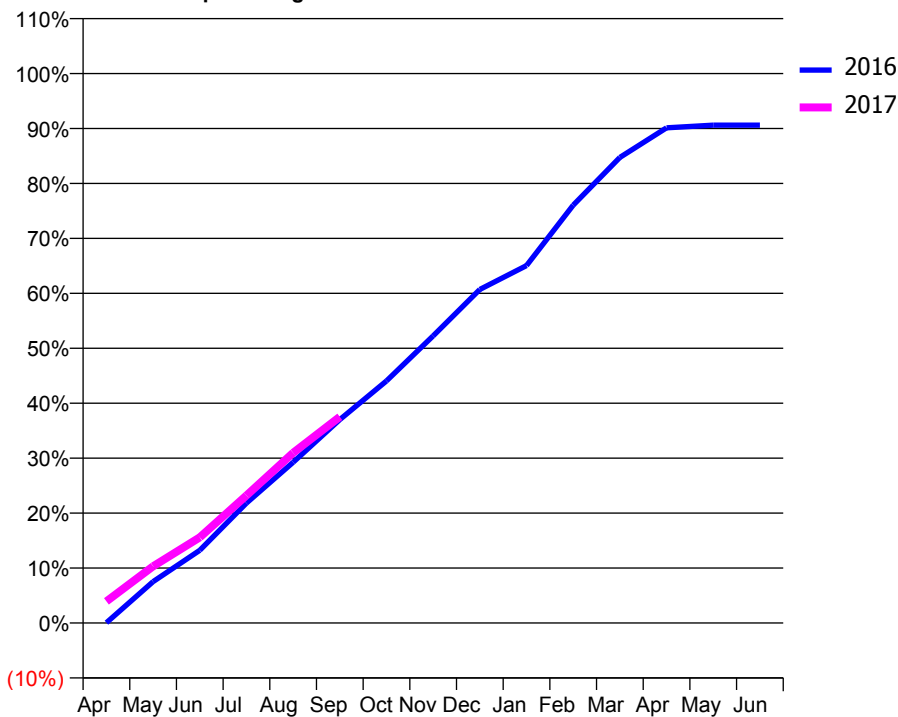
ACCESS*

Patients seen in 24 months	Total	Change since previous quarter
Quarter ending September 2015	6,006	
Quarter ending December 2015	7,577	↑
Quarter ending March 2016	8,658	↑
Quarter ending June 2016	9,486	↑
Quarter ending September 2016	10,195	↑
Variance since September 2015	69.7%	↑



ACTIVITY

Cumulative percentage of contracted UDA delivered 2016 & 2017



Adjusted Scheduled Activity (UDA)

Month	2016	2017
April	28	1,539
May	2,937	4,015
June	5,154	6,065
July	8,499	9,037
August	11,384	12,057
September	14,415	14,613
October	17,154	
November	20,341	
December	23,632	
January	25,317	
February	29,603	
March	32,981	
April	35,082	
May	35,265	
June	35,265	

QUALITY

	Quantity	Base Number	Contract	AT	Region	England
% of FP17s for the same patient ID Re-attending within 3 months - Children	154	1,947	7.9%	11.4%	12.0%	12.4%
% of FP17s for the same patient ID Re-attending within 3 months - Adults	567	4,717	12.0%	14.8%	15.9%	16.7%
% of FP17s for the same patient ID Re-attending between 3 & 9 months - Children	878	1,947	45.1%	55.6%	58.6%	57.4%
% of FP17s for the same patient ID Re-attending between 3 & 9 months - Adults	1,991	4,717	42.2%	48.1%	51.6%	50.5%
% of FP17s for Band 1 Urgent Courses	321	5,875	5.5%	8.3%	8.0%	9.1%
% of FP17s Relating to Free Repair or Replacements	47	5,875	0.8%	0.7%	0.8%	0.8%
% of FP17s Relating to Continuations	145	5,875	2.5%	1.0%	1.3%	1.3%
% of Patients satisfied with the dentistry they have received	11	11	100.0%	94.0%	93.1%	93.2%
% of Patients satisfied with the time they had to wait for an appointment	10	11	90.9%	87.5%	89.1%	89.0%

* This is based on patients treated on this contract for their most recent course of treatment. Figures in italics indicate the base number of FP17s or Patient Questionnaire responses are less than 100. N/A is shown where the base number of responses is less than 10 during the period. % is calculated as Quantity/Base number*100

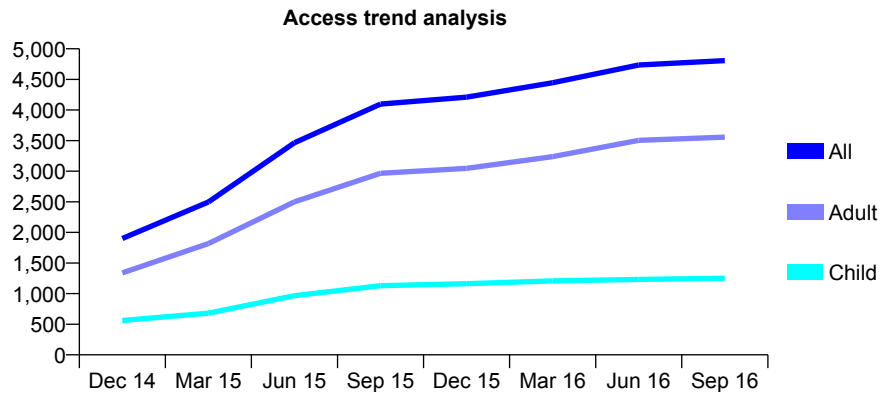
Q58 - Vital Signs At a Glance Contract Report for 171042/0001 - September 2016

Name or company name	Mr M Eyrumlu and Mr A Eyrumlu
Contract type name	GDS Contract
Purpose of contract	General
Contract start date	01/06/2014
Contract end date	

16/17 Contracted general activity (UDA)	21,768
Carry forward general activity (UDA)	0
16/17 Contracted orthodontic activity (UOA)	0
Carry forward orthodontic activity (UOA)	0
Baseline contract value	£528,322.83

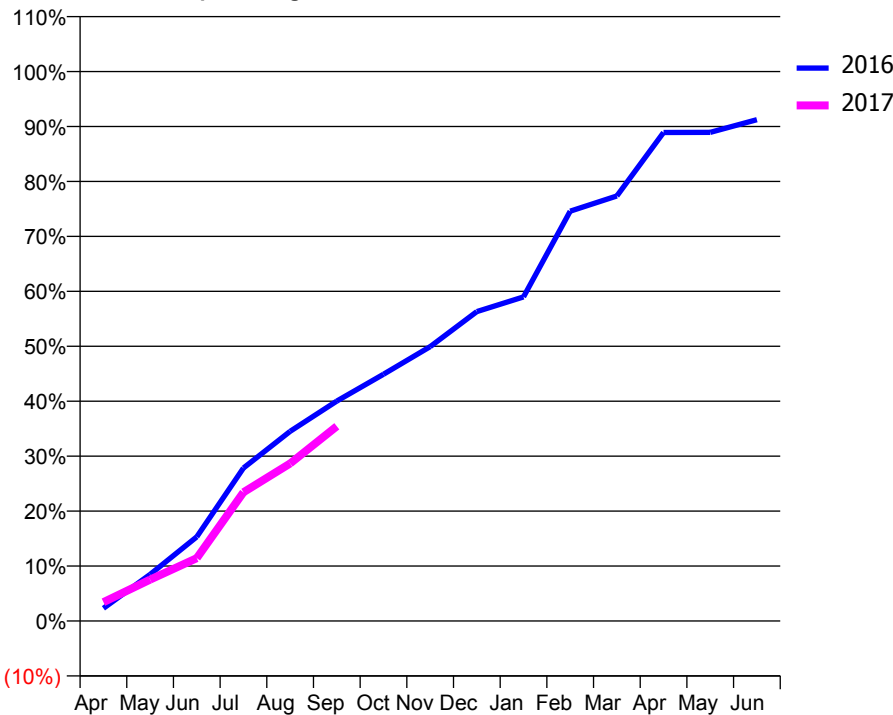
ACCESS*

Patients seen in 24 months	Total	Change since previous quarter
Quarter ending September 2015	4,096	
Quarter ending December 2015	4,210	↑
Quarter ending March 2016	4,446	↑
Quarter ending June 2016	4,736	↑
Quarter ending September 2016	4,808	→
Variance since September 2015	17.4%	↑



ACTIVITY

Cumulative percentage of contracted UDA delivered 2016 & 2017



Month	Adjusted Scheduled Activity (UDA)	
	2016	2017
April	505	745
May	1,846	1,642
June	3,335	2,489
July	6,061	5,099
August	7,514	6,242
September	8,712	7,717
October	9,774	
November	10,870	
December	12,260	
January	12,840	
February	16,234	
March	16,836	
April	19,352	
May	19,356	
June	19,858	

QUALITY

	Quantity	Base Number	Contract	AT	Region	England
% of FP17s for the same patient ID Re-attending within 3 months - Children	127	1,048	12.1%	11.4%	12.0%	12.4%
% of FP17s for the same patient ID Re-attending within 3 months - Adults	559	2,830	19.8%	14.8%	15.9%	16.7%
% of FP17s for the same patient ID Re-attending between 3 & 9 months - Children	568	1,048	54.2%	55.6%	58.6%	57.4%
% of FP17s for the same patient ID Re-attending between 3 & 9 months - Adults	1,282	2,830	45.3%	48.1%	51.6%	50.5%
% of FP17s for Band 1 Urgent Courses	269	2,820	9.5%	8.3%	8.0%	9.1%
% of FP17s Relating to Free Repair or Replacements	38	2,820	1.3%	0.7%	0.8%	0.8%
% of FP17s Relating to Continuations	94	2,820	3.3%	1.0%	1.3%	1.3%
% of Patients satisfied with the dentistry they have received	1	1	N/A	94.0%	93.1%	93.2%
% of Patients satisfied with the time they had to wait for an appointment	0	1	N/A	87.5%	89.1%	89.0%

* This is based on patients treated on this contract for their most recent course of treatment. Figures in italics indicate the base number of FP17s or Patient Questionnaire responses are less than 100. N/A is shown where the base number of responses is less than 10 during the period. % is calculated as Quantity/Base number*100

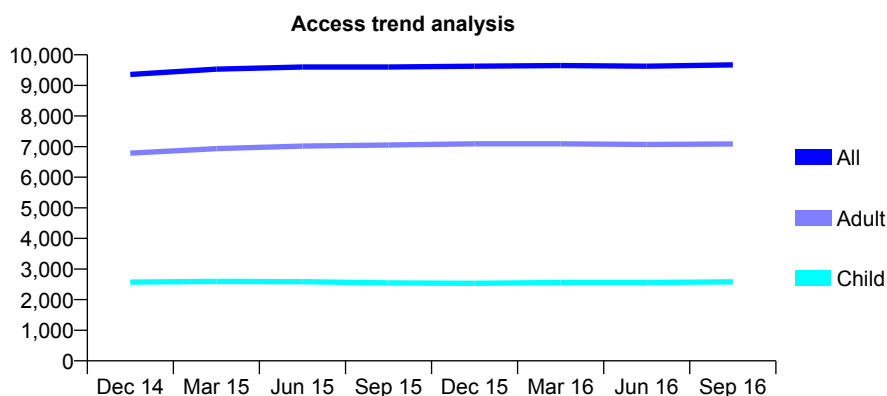
Q58 - Vital Signs At a Glance Contract Report for 171557/0001 - September 2016

Name or company name	Kletz and Sher
Contract type name	GDS Contract
Purpose of contract	General
Contract start date	01/04/2009
Contract end date	

16/17 Contracted general activity (UDA)	23,797
Carry forward general activity (UDA)	0
16/17 Contracted orthodontic activity (UOA)	0
Carry forward orthodontic activity (UOA)	0
Baseline contract value	£575,625.53

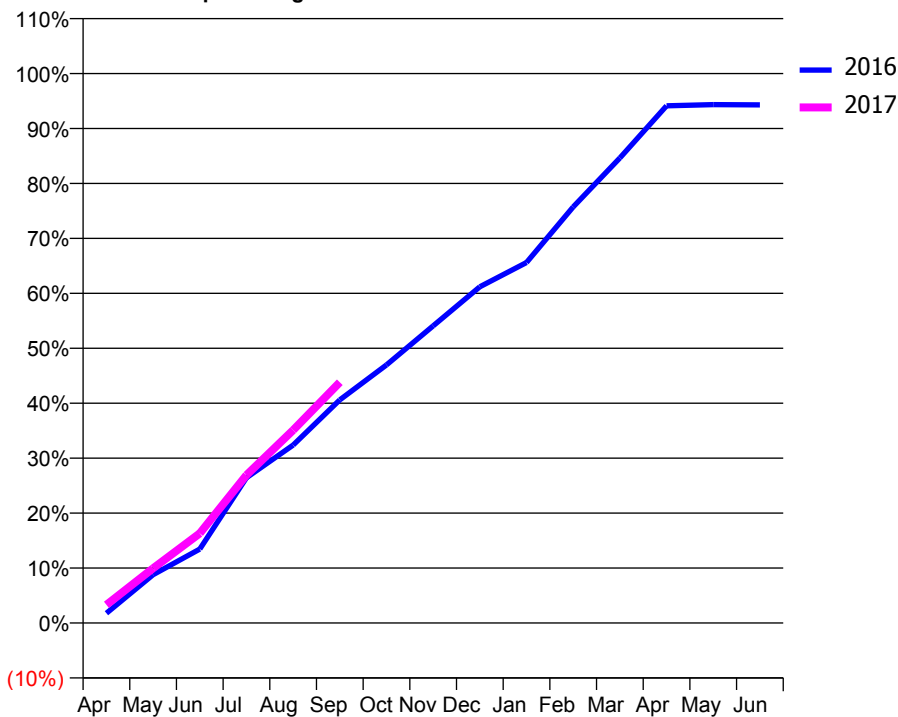
ACCESS*

Patients seen in 24 months	Total	Change since previous quarter
Quarter ending September 2015	9,601	
Quarter ending December 2015	9,626	→
Quarter ending March 2016	9,649	→
Quarter ending June 2016	9,629	→
Quarter ending September 2016	9,669	→
Variance since September 2015	0.7%	→



ACTIVITY

Cumulative percentage of contracted UDA delivered 2016 & 2017



Month	Adjusted Scheduled Activity (UDA)	
	2016	2017
April	425	789
May	2,093	2,371
June	3,201	3,886
July	6,289	6,408
August	7,704	8,352
September	9,666	10,429
October	11,179	
November	12,871	
December	14,558	
January	15,615	
February	18,022	
March	20,139	
April	22,395	
May	22,448	
June	22,437	

QUALITY

	Quantity	Base Number	Contract	AT	Region	England
% of FP17s for the same patient ID Re-attending within 3 months - Children	92	1,877	4.9%	11.4%	12.0%	12.4%
% of FP17s for the same patient ID Re-attending within 3 months - Adults	522	4,361	12.0%	14.8%	15.9%	16.7%
% of FP17s for the same patient ID Re-attending between 3 & 9 months - Children	974	1,877	51.9%	55.6%	58.6%	57.4%
% of FP17s for the same patient ID Re-attending between 3 & 9 months - Adults	1,979	4,361	45.4%	48.1%	51.6%	50.5%
% of FP17s for Band 1 Urgent Courses	481	5,198	9.3%	8.3%	8.0%	9.1%
% of FP17s Relating to Free Repair or Replacements	53	5,198	1.0%	0.7%	0.8%	0.8%
% of FP17s Relating to Continuations	13	5,198	0.3%	1.0%	1.3%	1.3%
% of Patients satisfied with the dentistry they have received	8	10	80.0%	94.0%	93.1%	93.2%
% of Patients satisfied with the time they had to wait for an appointment	9	10	90.0%	87.5%	89.1%	89.0%

* This is based on patients treated on this contract for their most recent course of treatment. Figures in italics indicate the base number of FP17s or Patient Questionnaire responses are less than 100. N/A is shown where the base number of responses is less than 10 during the period. % is calculated as Quantity/Base number*100

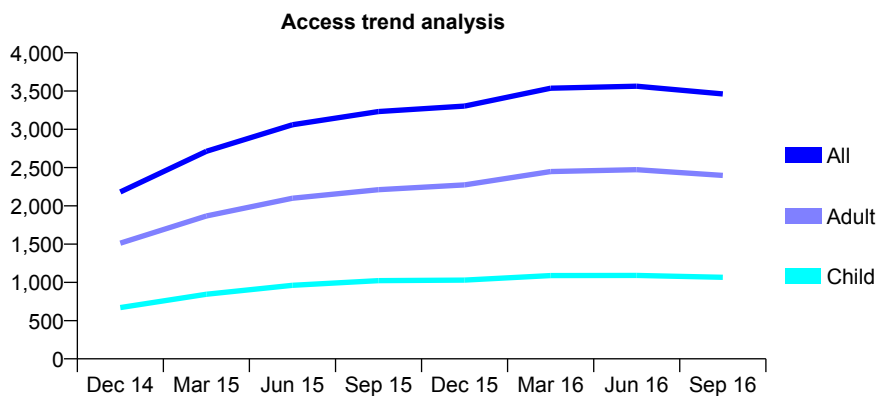
Q58 - Vital Signs At a Glance Contract Report for 171646/0001 - September 2016

Name or company name	The Dental Suite
Contract type name	GDS Contract
Purpose of contract	General
Contract start date	01/05/2014
Contract end date	

16/17 Contracted general activity (UDA)	8,937
Carry forward general activity (UDA)	0
16/17 Contracted orthodontic activity (UOA)	0
Carry forward orthodontic activity (UOA)	0
Baseline contract value	£242,465.68

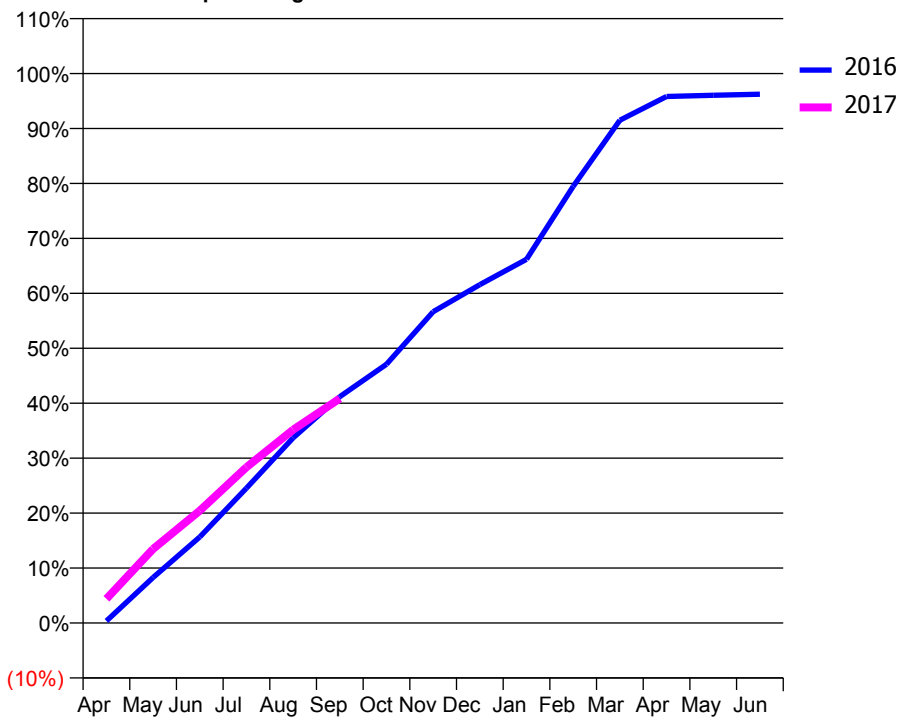
ACCESS*

Patients seen in 24 months	Total	Change since previous quarter
Quarter ending September 2015	3,233	
Quarter ending December 2015	3,303	↑
Quarter ending March 2016	3,537	↑
Quarter ending June 2016	3,563	→
Quarter ending September 2016	3,462	↓
Variance since September 2015	7.1%	↑



ACTIVITY

Cumulative percentage of contracted UDA delivered 2016 & 2017



Month	Adjusted Scheduled Activity (UDA)	
	2016	2017
April	34	393
May	741	1,205
June	1,400	1,828
July	2,193	2,535
August	3,011	3,143
September	3,682	3,652
October	4,208	
November	5,064	
December	5,504	
January	5,914	
February	7,101	
March	8,178	
April	8,564	
May	8,584	
June	8,601	

QUALITY

	Quantity	Base Number	Contract	AT	Region	England
% of FP17s for the same patient ID Re-attending within 3 months - Children	53	738	7.2%	11.4%	12.0%	12.4%
% of FP17s for the same patient ID Re-attending within 3 months - Adults	189	1,489	12.7%	14.8%	15.9%	16.7%
% of FP17s for the same patient ID Re-attending between 3 & 9 months - Children	362	738	49.1%	55.6%	58.6%	57.4%
% of FP17s for the same patient ID Re-attending between 3 & 9 months - Adults	710	1,489	47.7%	48.1%	51.6%	50.5%
% of FP17s for Band 1 Urgent Courses	149	1,996	7.5%	8.3%	8.0%	9.1%
% of FP17s Relating to Free Repair or Replacements	23	1,996	1.2%	0.7%	0.8%	0.8%
% of FP17s Relating to Continuations	0	1,996	0.0%	1.0%	1.3%	1.3%
% of Patients satisfied with the dentistry they have received	3	3	N/A	94.0%	93.1%	93.2%
% of Patients satisfied with the time they had to wait for an appointment	3	3	N/A	87.5%	89.1%	89.0%

* This is based on patients treated on this contract for their most recent course of treatment. Figures in italics indicate the base number of FP17s or Patient Questionnaire responses are less than 100. N/A is shown where the base number of responses is less than 10 during the period. % is calculated as Quantity/Base number*100

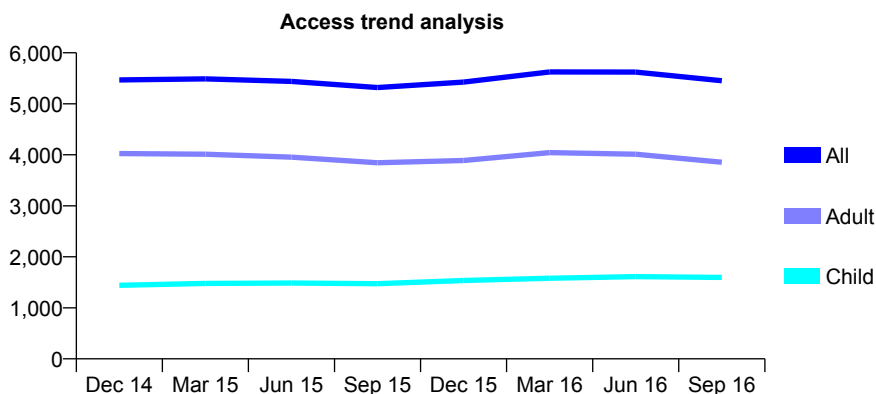
Q58 - Vital Signs At a Glance Contract Report for 171697/0002 - September 2016

Name or company name	New road Dental Ltd
Contract type name	GDS Contract
Purpose of contract	General
Contract start date	01/11/2007
Contract end date	

16/17 Contracted general activity (UDA)	11,277
Carry forward general activity (UDA)	0
16/17 Contracted orthodontic activity (UOA)	0
Carry forward orthodontic activity (UOA)	0
Baseline contract value	£313,626.13

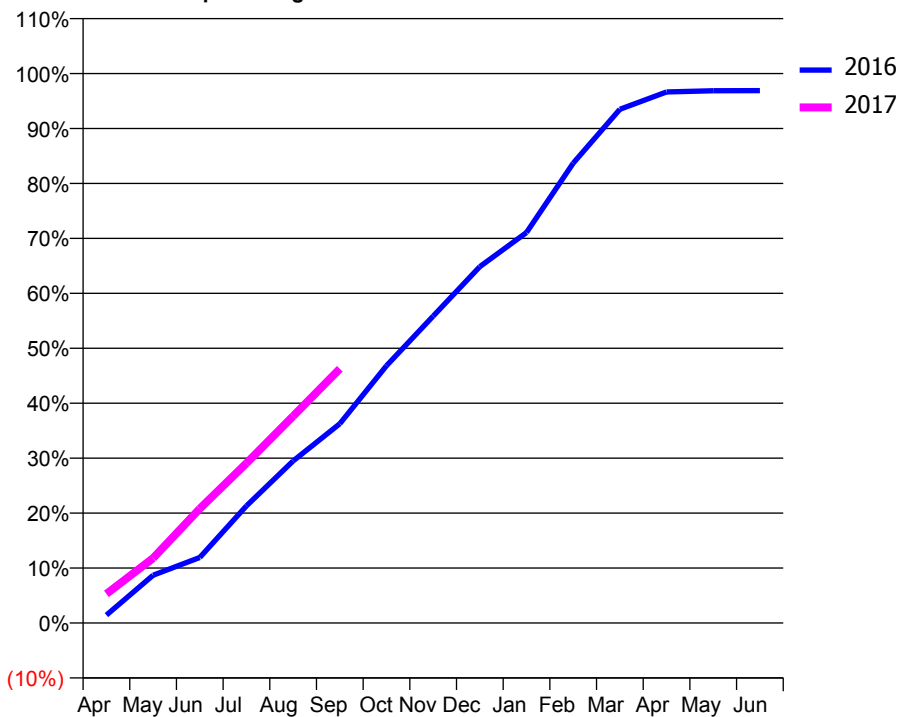
ACCESS*

Patients seen in 24 months	Total	Change since previous quarter
Quarter ending September 2015	5,318	
Quarter ending December 2015	5,425	↑
Quarter ending March 2016	5,624	↑
Quarter ending June 2016	5,623	→
Quarter ending September 2016	5,452	↓
Variance since September 2015	2.5%	↑



ACTIVITY

Cumulative percentage of contracted UDA delivered 2016 & 2017



Month	Adjusted Scheduled Activity (UDA)	
	2016	2017
April	162	597
May	982	1,330
June	1,346	2,346
July	2,403	3,279
August	3,326	4,245
September	4,091	5,218
October	5,282	
November	6,300	
December	7,313	
January	8,014	
February	9,438	
March	10,543	
April	10,898	
May	10,924	
June	10,925	

QUALITY

	Quantity	Base Number	Contract	AT	Region	England
% of FP17s for the same patient ID Re-attending within 3 months - Children	121	1,353	8.9%	11.4%	12.0%	12.4%
% of FP17s for the same patient ID Re-attending within 3 months - Adults	457	2,704	16.9%	14.8%	15.9%	16.7%
% of FP17s for the same patient ID Re-attending between 3 & 9 months - Children	897	1,353	66.3%	55.6%	58.6%	57.4%
% of FP17s for the same patient ID Re-attending between 3 & 9 months - Adults	1,538	2,704	56.9%	48.1%	51.6%	50.5%
% of FP17s for Band 1 Urgent Courses	359	3,382	10.6%	8.3%	8.0%	9.1%
% of FP17s Relating to Free Repair or Replacements	25	3,382	0.7%	0.7%	0.8%	0.8%
% of FP17s Relating to Continuations	12	3,382	0.4%	1.0%	1.3%	1.3%
% of Patients satisfied with the dentistry they have received	4	5	N/A	94.0%	93.1%	93.2%
% of Patients satisfied with the time they had to wait for an appointment	5	5	N/A	87.5%	89.1%	89.0%

* This is based on patients treated on this contract for their most recent course of treatment. Figures in italics indicate the base number of FP17s or Patient Questionnaire responses are less than 100. N/A is shown where the base number of responses is less than 10 during the period. % is calculated as Quantity/Base number*100

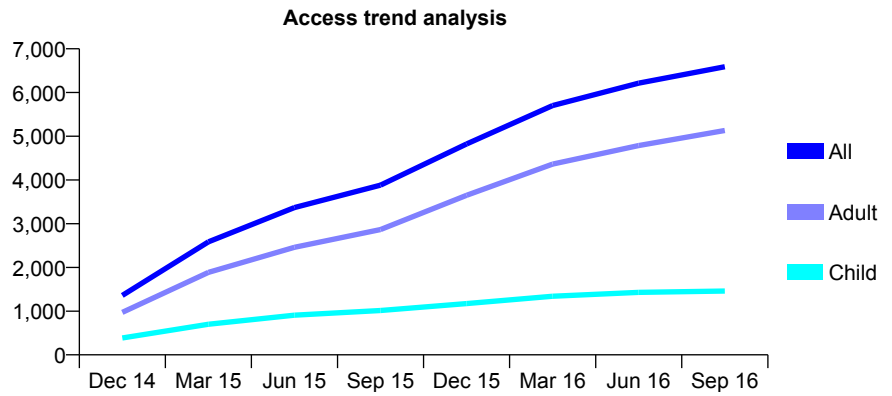
Q58 - Vital Signs At a Glance Contract Report for 172219/0001 - September 2016

Name or company name	Handside Dental Surgery Limited
Contract type name	GDS Contract
Purpose of contract	General
Contract start date	01/10/2014
Contract end date	

16/17 Contracted general activity (UDA)	18,306
Carry forward general activity (UDA)	0
16/17 Contracted orthodontic activity (UOA)	0
Carry forward orthodontic activity (UOA)	0
Baseline contract value	£442,008.86

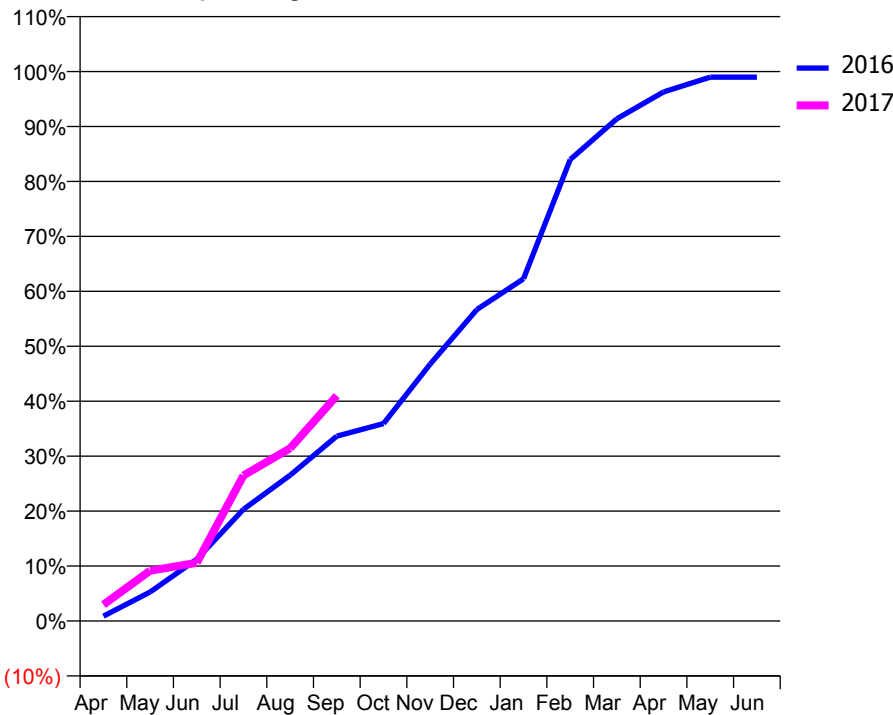
ACCESS*

Patients seen in 24 months	Total	Change since previous quarter
Quarter ending September 2015	3,882	
Quarter ending December 2015	4,823	↑
Quarter ending March 2016	5,701	↑
Quarter ending June 2016	6,216	↑
Quarter ending September 2016	6,591	↑
Variance since September 2015	69.8%	↑



ACTIVITY

Cumulative percentage of contracted UDA delivered 2016 & 2017



Month	Adjusted Scheduled Activity (UDA)	
	2016	2017
April	124	546
May	747	1,675
June	1,593	1,940
July	2,877	4,849
August	3,759	5,756
September	4,767	7,503
October	5,088	
November	6,623	
December	8,029	
January	8,822	
February	11,895	
March	12,947	
April	13,637	
May	14,018	
June	14,018	

QUALITY

	Quantity	Base Number	Contract	AT	Region	England
% of FP17s for the same patient ID Re-attending within 3 months - Children	101	1,185	8.5%	11.4%	12.0%	12.4%
% of FP17s for the same patient ID Re-attending within 3 months - Adults	469	3,864	12.1%	14.8%	15.9%	16.7%
% of FP17s for the same patient ID Re-attending between 3 & 9 months - Children	678	1,185	57.2%	55.6%	58.6%	57.4%
% of FP17s for the same patient ID Re-attending between 3 & 9 months - Adults	1,943	3,864	50.3%	48.1%	51.6%	50.5%
% of FP17s for Band 1 Urgent Courses	201	4,440	4.5%	8.3%	8.0%	9.1%
% of FP17s Relating to Free Repair or Replacements	68	4,440	1.5%	0.7%	0.8%	0.8%
% of FP17s Relating to Continuations	47	4,440	1.1%	1.0%	1.3%	1.3%
% of Patients satisfied with the dentistry they have received	6	6	N/A	94.0%	93.1%	93.2%
% of Patients satisfied with the time they had to wait for an appointment	6	6	N/A	87.5%	89.1%	89.0%

* This is based on patients treated on this contract for their most recent course of treatment. Figures in italics indicate the base number of FP17s or Patient Questionnaire responses are less than 100. N/A is shown where the base number of responses is less than 10 during the period. % is calculated as Quantity/Base number*100

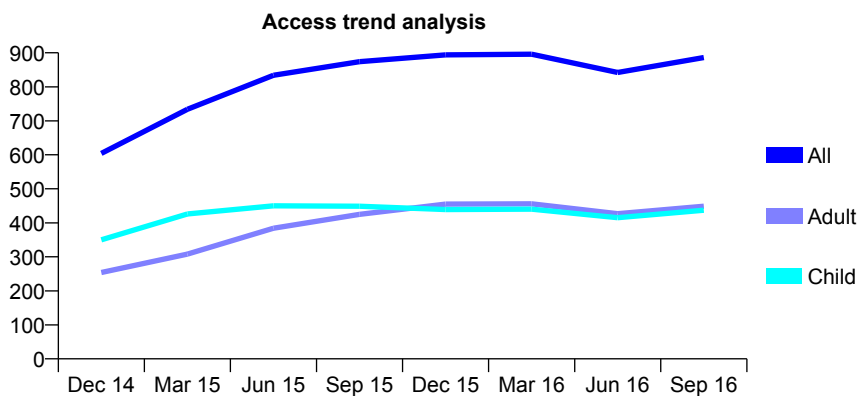
Q58 - Vital Signs At a Glance Contract Report for 173657/0001 - September 2016

Name or company name	Mr A Patel
Contract type name	GDS Contract
Purpose of contract	General
Contract start date	17/01/2014
Contract end date	

16/17 Contracted general activity (UDA)	2,088
Carry forward general activity (UDA)	0
16/17 Contracted orthodontic activity (UOA)	0
Carry forward orthodontic activity (UOA)	0
Baseline contract value	£88,345.45

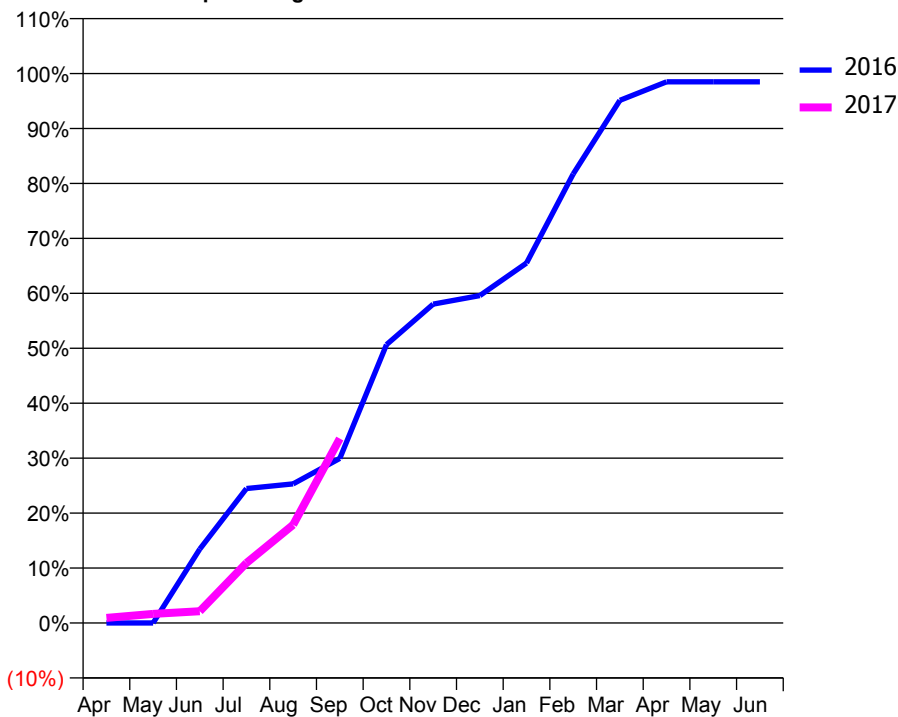
ACCESS*

Patients seen in 24 months	Total	Change since previous quarter
Quarter ending September 2015	874	
Quarter ending December 2015	894	↑
Quarter ending March 2016	896	→
Quarter ending June 2016	842	↓
Quarter ending September 2016	886	↑
Variance since September 2015	1.4%	→



ACTIVITY

Cumulative percentage of contracted UDA delivered 2016 & 2017



Adjusted Scheduled Activity (UDA)

Month	2016	2017
April	0	20
May	0	35
June	281	45
July	511	228
August	529	373
September	626	701
October	1,058	
November	1,212	
December	1,244	
January	1,368	
February	1,706	
March	1,986	
April	2,057	
May	2,057	
June	2,057	

QUALITY

	Quantity	Base Number	Contract	AT	Region	England
% of FP17s for the same patient ID Re-attending within 3 months - Children	21	198	10.6%	11.4%	12.0%	12.4%
% of FP17s for the same patient ID Re-attending within 3 months - Adults	13	168	7.7%	14.8%	15.9%	16.7%
% of FP17s for the same patient ID Re-attending between 3 & 9 months - Children	91	198	46.0%	55.6%	58.6%	57.4%
% of FP17s for the same patient ID Re-attending between 3 & 9 months - Adults	50	168	29.8%	48.1%	51.6%	50.5%
% of FP17s for Band 1 Urgent Courses	24	338	7.1%	8.3%	8.0%	9.1%
% of FP17s Relating to Free Repair or Replacements	0	338	0.0%	0.7%	0.8%	0.8%
% of FP17s Relating to Continuations	0	338	0.0%	1.0%	1.3%	1.3%
% of Patients satisfied with the dentistry they have received	1	1	N/A	94.0%	93.1%	93.2%
% of Patients satisfied with the time they had to wait for an appointment	1	1	N/A	87.5%	89.1%	89.0%

* This is based on patients treated on this contract for their most recent course of treatment. Figures in italics indicate the base number of FP17s or Patient Questionnaire responses are less than 100. N/A is shown where the base number of responses is less than 10 during the period. % is calculated as Quantity/Base number*100

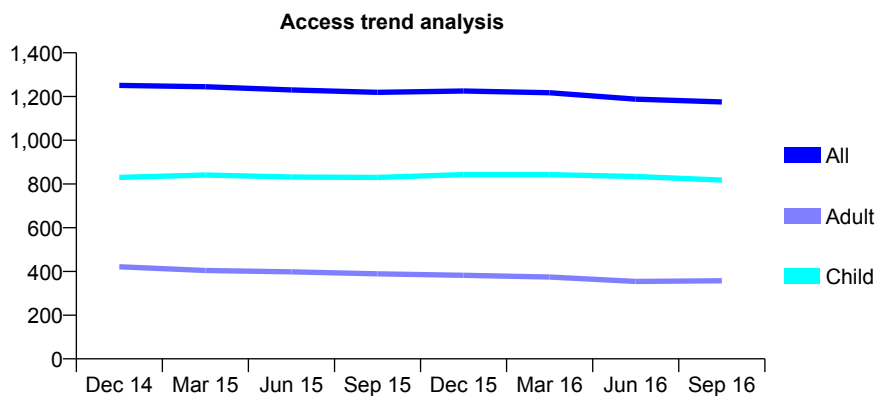
Q58 - Vital Signs At a Glance Contract Report for 174149/0001 - September 2016

Name or company name	East Park Parade Dental Practice Ltd
Contract type name	GDS Contract
Purpose of contract	General
Contract start date	20/07/2007
Contract end date	

16/17 Contracted general activity (UDA)	2,450
Carry forward general activity (UDA)	0
16/17 Contracted orthodontic activity (UOA)	0
Carry forward orthodontic activity (UOA)	0
Baseline contract value	£56,651.08

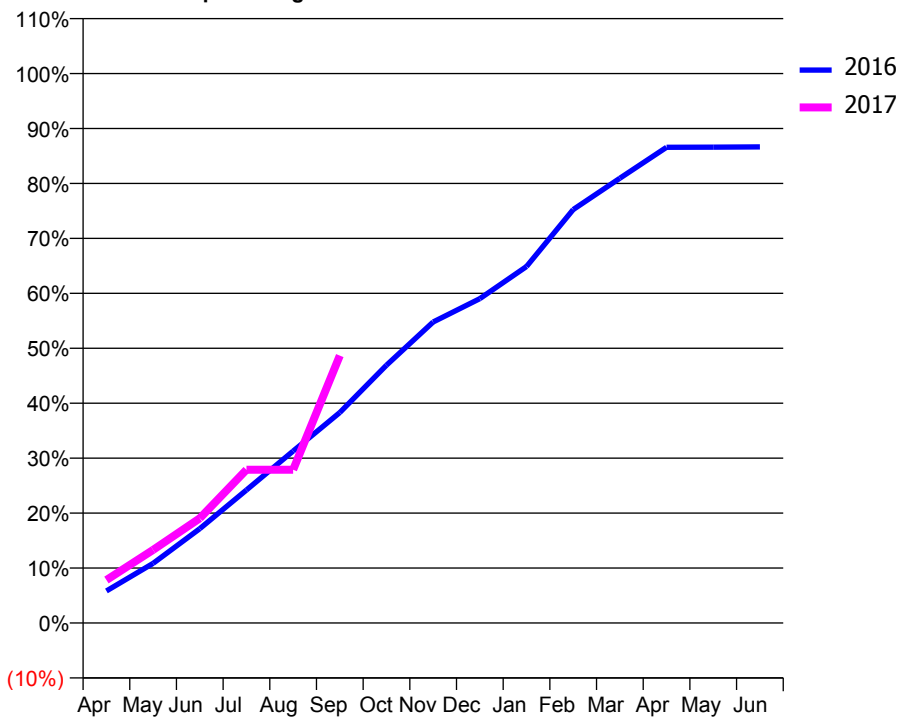
ACCESS*

Patients seen in 24 months	Total	Change since previous quarter
Quarter ending September 2015	1,219	
Quarter ending December 2015	1,225	→
Quarter ending March 2016	1,217	→
Quarter ending June 2016	1,188	↓
Quarter ending September 2016	1,175	↓
Variance since September 2015	(3.6%)	↓



ACTIVITY

Cumulative percentage of contracted UDA delivered 2016 & 2017



Adjusted Scheduled Activity (UDA)

Month	2016	2017
April	193	192
May	358	326
June	566	467
July	799	683
August	1,033	683
September	1,264	1,193
October	1,548	
November	1,808	
December	1,948	
January	2,141	
February	2,483	
March	2,671	
April	2,857	
May	2,858	
June	2,859	

QUALITY

	Quantity	Base Number	Contract	AT	Region	England
% of FP17s for the same patient ID Re-attending within 3 months - Children	87	746	11.7%	11.4%	12.0%	12.4%
% of FP17s for the same patient ID Re-attending within 3 months - Adults	39	209	18.7%	14.8%	15.9%	16.7%
% of FP17s for the same patient ID Re-attending between 3 & 9 months - Children	512	746	68.6%	55.6%	58.6%	57.4%
% of FP17s for the same patient ID Re-attending between 3 & 9 months - Adults	122	209	58.4%	48.1%	51.6%	50.5%
% of FP17s for Band 1 Urgent Courses	38	835	4.6%	8.3%	8.0%	9.1%
% of FP17s Relating to Free Repair or Replacements	0	835	0.0%	0.7%	0.8%	0.8%
% of FP17s Relating to Continuations	0	835	0.0%	1.0%	1.3%	1.3%
% of Patients satisfied with the dentistry they have received	0	0	N/A	94.0%	93.1%	93.2%
% of Patients satisfied with the time they had to wait for an appointment	0	0	N/A	87.5%	89.1%	89.0%

* This is based on patients treated on this contract for their most recent course of treatment. Figures in italics indicate the base number of FP17s or Patient Questionnaire responses are less than 100. N/A is shown where the base number of responses is less than 10 during the period. % is calculated as Quantity/Base number*100

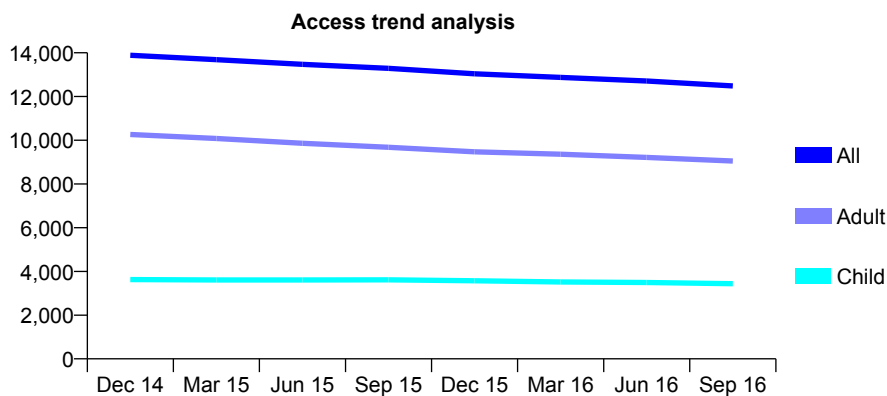
Q58 - Vital Signs At a Glance Contract Report for 175250/0001 - September 2016

Name or company name	Mawsley Dental Clinic
Contract type name	GDS Contract
Purpose of contract	General
Contract start date	01/10/2007
Contract end date	

16/17 Contracted general activity (UDA)	30,511
Carry forward general activity (UDA)	0
16/17 Contracted orthodontic activity (UOA)	0
Carry forward orthodontic activity (UOA)	0
Baseline contract value	£927,895.29

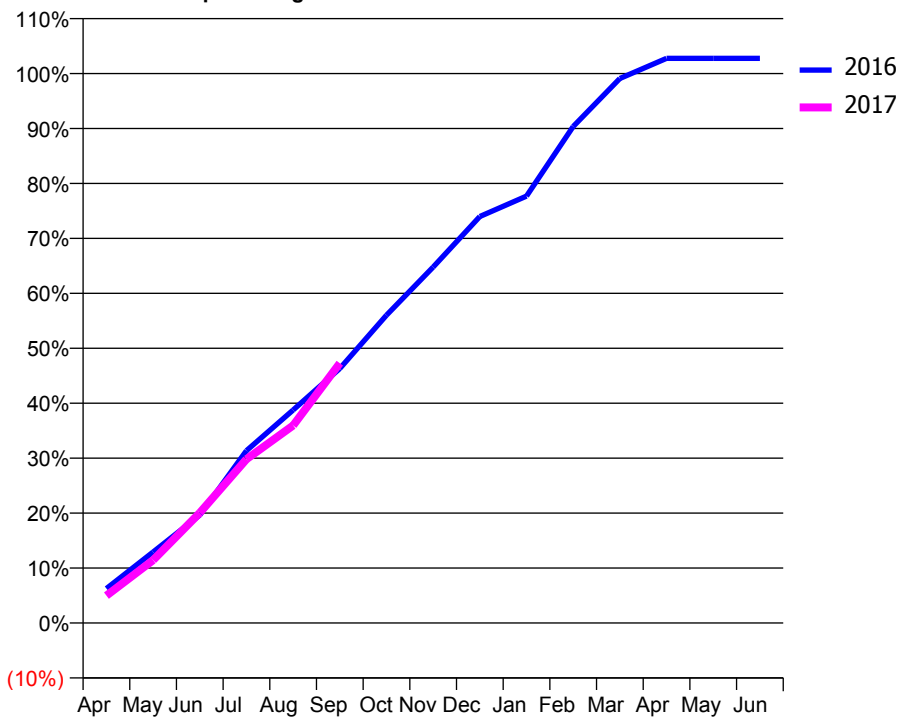
ACCESS*

Patients seen in 24 months	Total	Change since previous quarter
Quarter ending September 2015	13,288	
Quarter ending December 2015	13,040	↓
Quarter ending March 2016	12,876	↓
Quarter ending June 2016	12,709	↓
Quarter ending September 2016	12,486	↓
Variance since September 2015	(6.0%)	↓



ACTIVITY

Cumulative percentage of contracted UDA delivered 2016 & 2017



Month	Adjusted Scheduled Activity (UDA)	
	2016	2017
April	2,161	1,520
May	4,458	3,489
June	6,779	6,123
July	10,822	9,098
August	13,376	10,972
September	15,984	14,426
October	19,335	
November	22,358	
December	25,532	
January	26,812	
February	31,181	
March	34,202	
April	35,461	
May	35,462	
June	35,463	

QUALITY

	Quantity	Base Number	Contract	AT	Region	England
% of FP17s for the same patient ID Re-attending within 3 months - Children	250	2,748	9.1%	11.4%	12.0%	12.4%
% of FP17s for the same patient ID Re-attending within 3 months - Adults	1,003	5,707	17.6%	14.8%	15.9%	16.7%
% of FP17s for the same patient ID Re-attending between 3 & 9 months - Children	1,829	2,748	66.6%	55.6%	58.6%	57.4%
% of FP17s for the same patient ID Re-attending between 3 & 9 months - Adults	2,534	5,707	44.4%	48.1%	51.6%	50.5%
% of FP17s for Band 1 Urgent Courses	651	7,805	8.3%	8.3%	8.0%	9.1%
% of FP17s Relating to Free Repair or Replacements	59	7,805	0.8%	0.7%	0.8%	0.8%
% of FP17s Relating to Continuations	163	7,805	2.1%	1.0%	1.3%	1.3%
% of Patients satisfied with the dentistry they have received	7	7	N/A	94.0%	93.1%	93.2%
% of Patients satisfied with the time they had to wait for an appointment	7	7	N/A	87.5%	89.1%	89.0%

* This is based on patients treated on this contract for their most recent course of treatment. Figures in italics indicate the base number of FP17s or Patient Questionnaire responses are less than 100. N/A is shown where the base number of responses is less than 10 during the period. % is calculated as Quantity/Base number*100

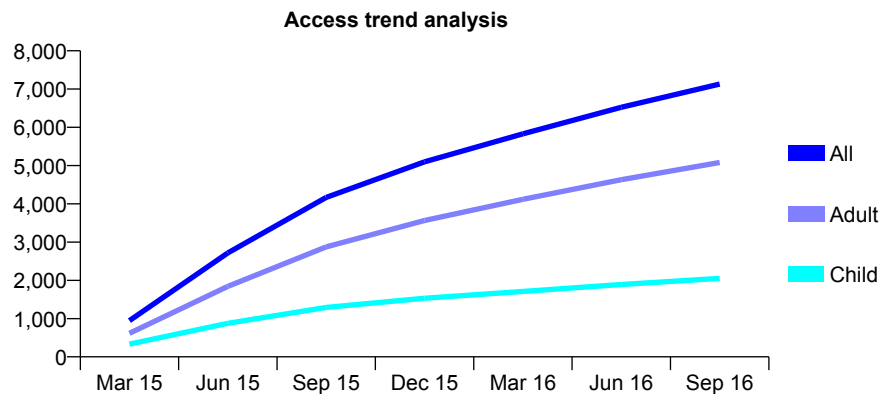
Q58 - Vital Signs At a Glance Contract Report for 175749/0001 - September 2016

Name or company name	Waltham Cross Partnership
Contract type name	GDS Contract
Purpose of contract	General
Contract start date	01/02/2015
Contract end date	

16/17 Contracted general activity (UDA)	30,003
Carry forward general activity (UDA)	0
16/17 Contracted orthodontic activity (UOA)	0
Carry forward orthodontic activity (UOA)	0
Baseline contract value	£751,700.41

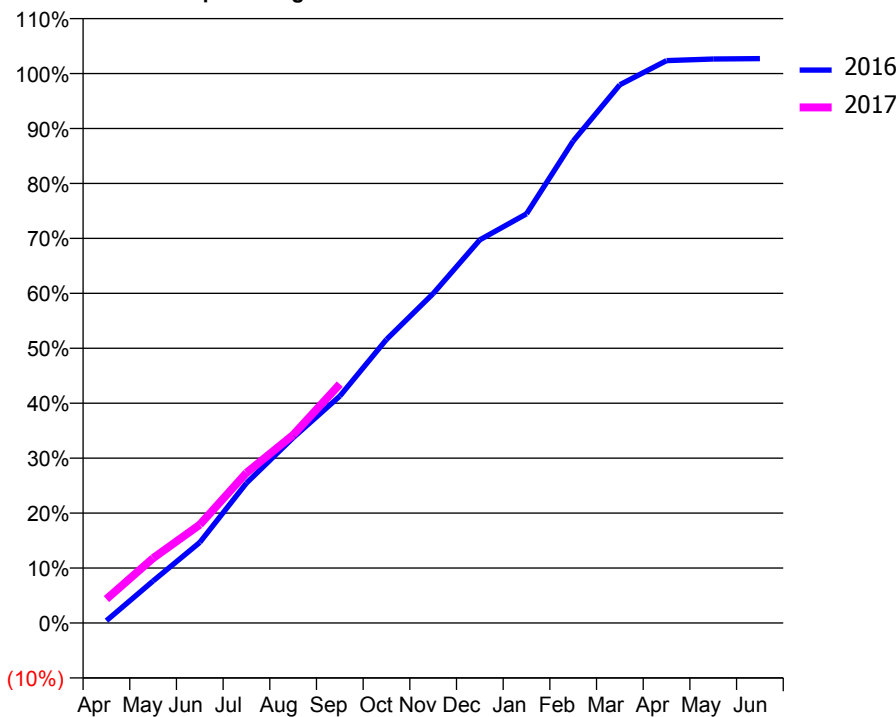
ACCESS*

Patients seen in 24 months	Total	Change since previous quarter
Quarter ending September 2015	4,167	
Quarter ending December 2015	5,098	↑
Quarter ending March 2016	5,831	↑
Quarter ending June 2016	6,524	↑
Quarter ending September 2016	7,131	↑
Variance since September 2015	71.1%	↑



ACTIVITY

Cumulative percentage of contracted UDA delivered 2016 & 2017



Month	Adjusted Scheduled Activity (UDA)	
	2016	2017
April	109	1,305
May	1,953	3,541
June	3,743	5,369
July	6,492	8,200
August	8,598	10,267
September	10,531	13,047
October	13,162	
November	15,287	
December	17,782	
January	18,990	
February	22,369	
March	24,979	
April	26,098	
May	26,175	
June	26,194	

QUALITY

	Quantity	Base Number	Contract	AT	Region	England
% of FP17s for the same patient ID Re-attending within 3 months - Children	201	1,517	13.2%	11.4%	12.0%	12.4%
% of FP17s for the same patient ID Re-attending within 3 months - Adults	767	3,451	22.2%	14.8%	15.9%	16.7%
% of FP17s for the same patient ID Re-attending between 3 & 9 months - Children	621	1,517	40.9%	55.6%	58.6%	57.4%
% of FP17s for the same patient ID Re-attending between 3 & 9 months - Adults	1,201	3,451	34.8%	48.1%	51.6%	50.5%
% of FP17s for Band 1 Urgent Courses	437	4,503	9.7%	8.3%	8.0%	9.1%
% of FP17s Relating to Free Repair or Replacements	45	4,503	1.0%	0.7%	0.8%	0.8%
% of FP17s Relating to Continuations	252	4,503	5.6%	1.0%	1.3%	1.3%
% of Patients satisfied with the dentistry they have received	7	8	N/A	94.0%	93.1%	93.2%
% of Patients satisfied with the time they had to wait for an appointment	8	8	N/A	87.5%	89.1%	89.0%

* This is based on patients treated on this contract for their most recent course of treatment. Figures in italics indicate the base number of FP17s or Patient Questionnaire responses are less than 100. N/A is shown where the base number of responses is less than 10 during the period. % is calculated as Quantity/Base number*100

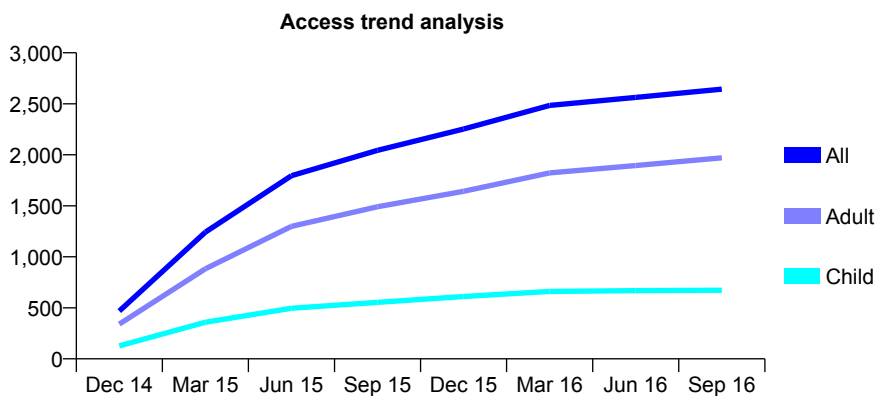
Q58 - Vital Signs At a Glance Contract Report for 176826/0001 - September 2016

Name or company name	Tooth Logic Limited
Contract type name	GDS Contract
Purpose of contract	General
Contract start date	03/11/2014
Contract end date	

16/17 Contracted general activity (UDA)	10,000
Carry forward general activity (UDA)	0
16/17 Contracted orthodontic activity (UOA)	0
Carry forward orthodontic activity (UOA)	0
Baseline contract value	£241,815.23

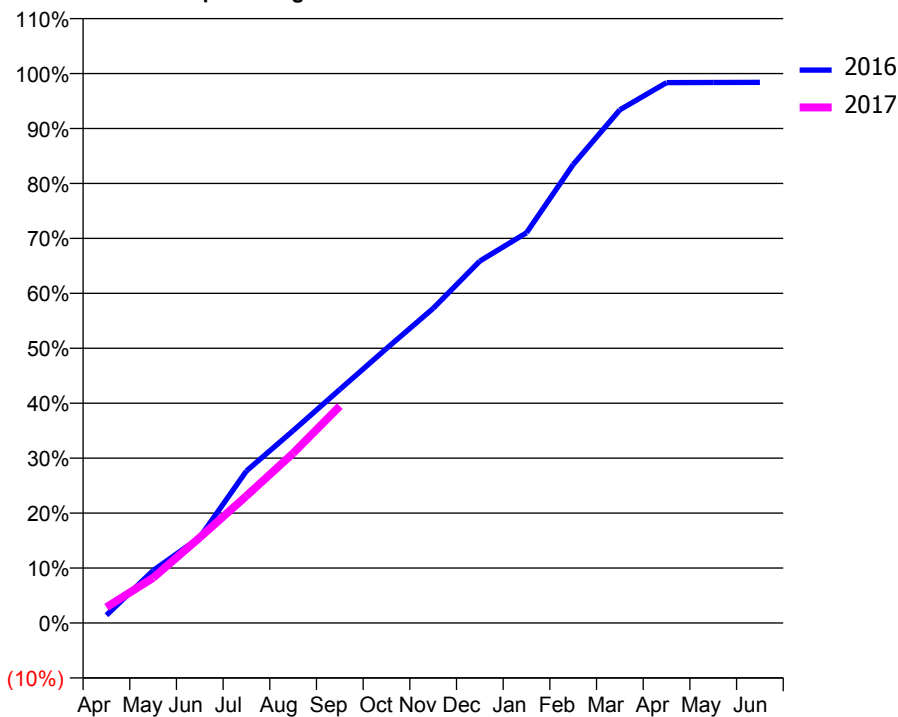
ACCESS*

Patients seen in 24 months	Total	Change since previous quarter
Quarter ending September 2015	2,044	
Quarter ending December 2015	2,253	↑
Quarter ending March 2016	2,484	↑
Quarter ending June 2016	2,563	↑
Quarter ending September 2016	2,644	↑
Variance since September 2015	29.4%	↑



ACTIVITY

Cumulative percentage of contracted UDA delivered 2016 & 2017



Month	Adjusted Scheduled Activity (UDA)	
	2016	2017
April	142	287
May	955	822
June	1,559	1,556
July	2,768	2,315
August	3,501	3,091
September	4,251	3,947
October	4,996	
November	5,725	
December	6,587	
January	7,101	
February	8,344	
March	9,340	
April	9,834	
May	9,835	
June	9,838	

QUALITY

	Quantity	Base Number	Contract	AT	Region	England
% of FP17s for the same patient ID Re-attending within 3 months - Children	45	455	9.9%	11.4%	12.0%	12.4%
% of FP17s for the same patient ID Re-attending within 3 months - Adults	331	1,405	23.6%	14.8%	15.9%	16.7%
% of FP17s for the same patient ID Re-attending between 3 & 9 months - Children	243	455	53.4%	55.6%	58.6%	57.4%
% of FP17s for the same patient ID Re-attending between 3 & 9 months - Adults	693	1,405	49.3%	48.1%	51.6%	50.5%
% of FP17s for Band 1 Urgent Courses	201	1,688	11.9%	8.3%	8.0%	9.1%
% of FP17s Relating to Free Repair or Replacements	30	1,688	1.8%	0.7%	0.8%	0.8%
% of FP17s Relating to Continuations	100	1,688	5.9%	1.0%	1.3%	1.3%
% of Patients satisfied with the dentistry they have received	2	2	N/A	94.0%	93.1%	93.2%
% of Patients satisfied with the time they had to wait for an appointment	2	2	N/A	87.5%	89.1%	89.0%

* This is based on patients treated on this contract for their most recent course of treatment. Figures in italics indicate the base number of FP17s or Patient Questionnaire responses are less than 100. N/A is shown where the base number of responses is less than 10 during the period. % is calculated as Quantity/Base number*100

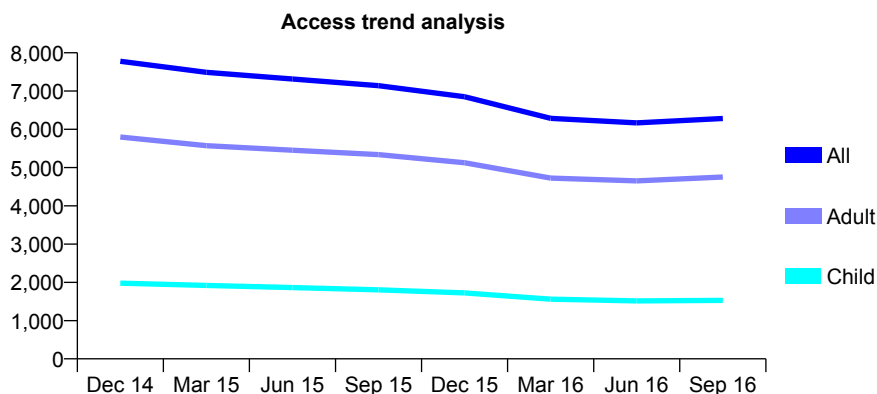
Q58 - Vital Signs At a Glance Contract Report for 176893/0003 - September 2016

Name or company name	Knape Ltd
Contract type name	GDS Contract
Purpose of contract	General
Contract start date	01/04/2007
Contract end date	

16/17 Contracted general activity (UDA)	18,713
Carry forward general activity (UDA)	0
16/17 Contracted orthodontic activity (UOA)	0
Carry forward orthodontic activity (UOA)	0
Baseline contract value	£658,333.99

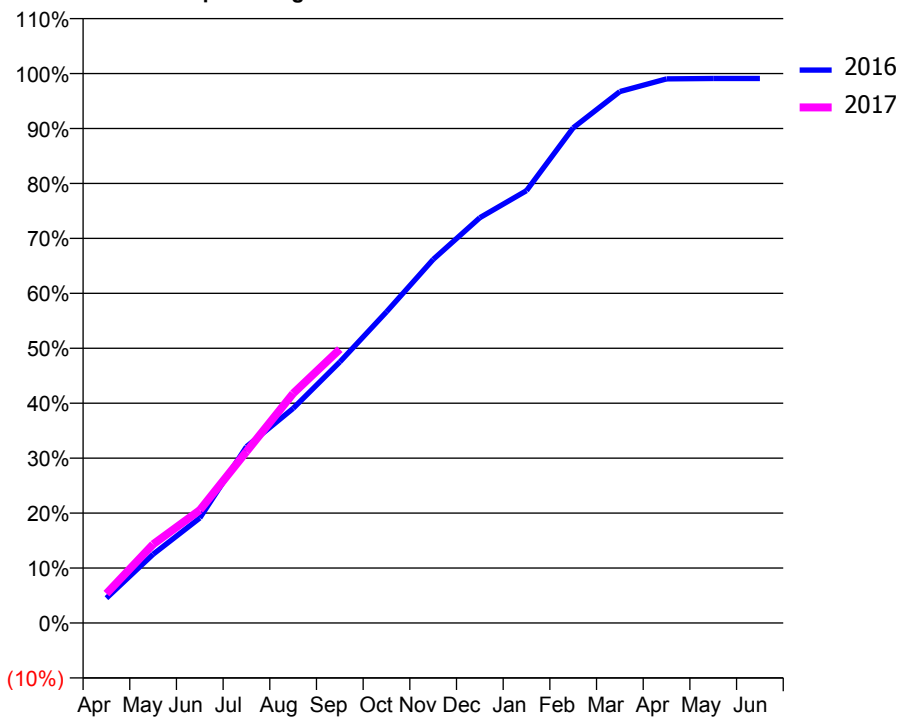
ACCESS*

Patients seen in 24 months	Total	Change since previous quarter
Quarter ending September 2015	7,140	
Quarter ending December 2015	6,850	↓
Quarter ending March 2016	6,285	↓
Quarter ending June 2016	6,167	↓
Quarter ending September 2016	6,283	→
Variance since September 2015	(12.0%)	↓



ACTIVITY

Cumulative percentage of contracted UDA delivered 2016 & 2017



Adjusted Scheduled Activity (UDA)

Month	2016	2017
April	848	1,002
May	2,340	2,682
June	3,576	3,844
July	6,005	5,840
August	7,308	7,816
September	8,888	9,325
October	10,595	
November	12,381	
December	13,805	
January	14,722	
February	16,865	
March	18,099	
April	18,530	
May	18,542	
June	18,542	

QUALITY

	Quantity	Base Number	Contract	AT	Region	England
% of FP17s for the same patient ID Re-attending within 3 months - Children	37	1,203	3.1%	11.4%	12.0%	12.4%
% of FP17s for the same patient ID Re-attending within 3 months - Adults	193	3,330	5.8%	14.8%	15.9%	16.7%
% of FP17s for the same patient ID Re-attending between 3 & 9 months - Children	648	1,203	53.9%	55.6%	58.6%	57.4%
% of FP17s for the same patient ID Re-attending between 3 & 9 months - Adults	1,740	3,330	52.3%	48.1%	51.6%	50.5%
% of FP17s for Band 1 Urgent Courses	293	4,369	6.7%	8.3%	8.0%	9.1%
% of FP17s Relating to Free Repair or Replacements	3	4,369	0.1%	0.7%	0.8%	0.8%
% of FP17s Relating to Continuations	0	4,369	0.0%	1.0%	1.3%	1.3%
% of Patients satisfied with the dentistry they have received	5	5	N/A	94.0%	93.1%	93.2%
% of Patients satisfied with the time they had to wait for an appointment	5	5	N/A	87.5%	89.1%	89.0%

* This is based on patients treated on this contract for their most recent course of treatment. Figures in italics indicate the base number of FP17s or Patient Questionnaire responses are less than 100. N/A is shown where the base number of responses is less than 10 during the period. % is calculated as Quantity/Base number*100

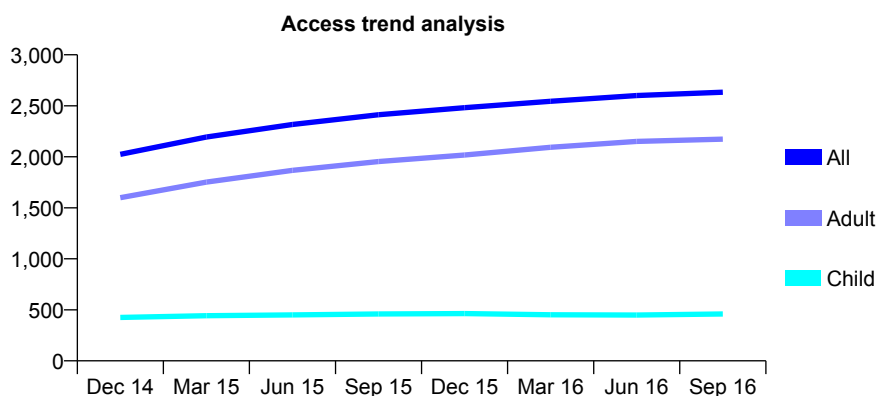
Q58 - Vital Signs At a Glance Contract Report for 177288/0001 - September 2016

Name or company name	Mr P Cranfield and Mr V Gehani
Contract type name	GDS Contract
Purpose of contract	General
Contract start date	01/12/2013
Contract end date	

16/17 Contracted general activity (UDA)	6,698
Carry forward general activity (UDA)	0
16/17 Contracted orthodontic activity (UOA)	0
Carry forward orthodontic activity (UOA)	0
Baseline contract value	£152,560.30

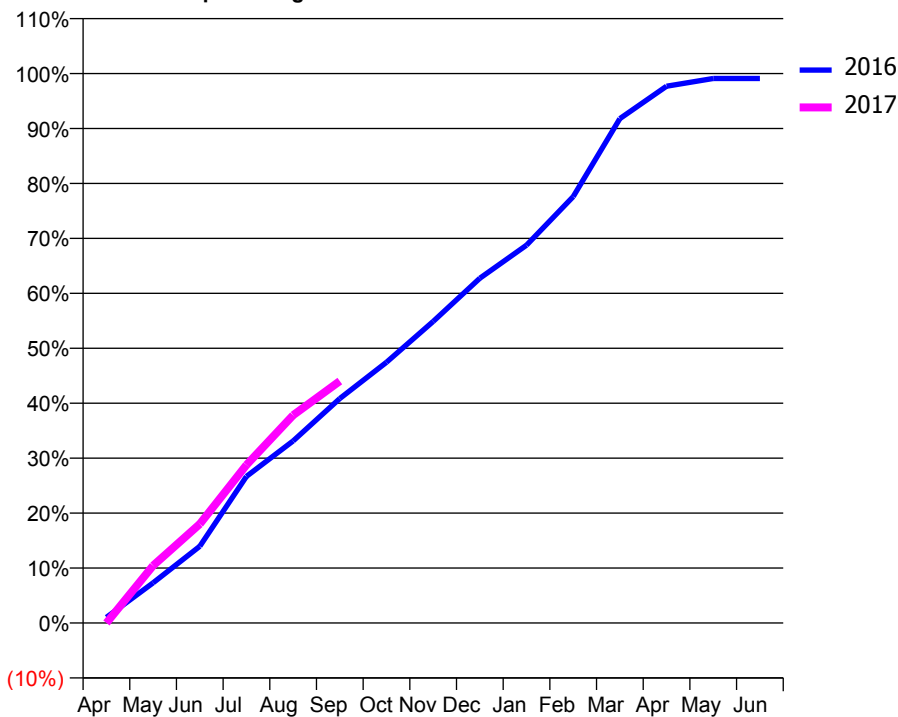
ACCESS*

Patients seen in 24 months	Total	Change since previous quarter
Quarter ending September 2015	2,413	
Quarter ending December 2015	2,482	↑
Quarter ending March 2016	2,544	↑
Quarter ending June 2016	2,600	↑
Quarter ending September 2016	2,633	→
Variance since September 2015	9.1%	↑



ACTIVITY

Cumulative percentage of contracted UDA delivered 2016 & 2017



Adjusted Scheduled Activity (UDA)

Month	2016	2017
April	69	0
May	490	700
June	936	1,208
July	1,786	1,928
August	2,220	2,534
September	2,737	2,949
October	3,179	
November	3,675	
December	4,202	
January	4,605	
February	5,198	
March	6,148	
April	6,544	
May	6,638	
June	6,638	

QUALITY

	Quantity	Base Number	Contract	AT	Region	England
% of FP17s for the same patient ID Re-attending within 3 months - Children	18	392	4.6%	11.4%	12.0%	12.4%
% of FP17s for the same patient ID Re-attending within 3 months - Adults	193	1,662	11.6%	14.8%	15.9%	16.7%
% of FP17s for the same patient ID Re-attending between 3 & 9 months - Children	269	392	68.6%	55.6%	58.6%	57.4%
% of FP17s for the same patient ID Re-attending between 3 & 9 months - Adults	1,090	1,662	65.6%	48.1%	51.6%	50.5%
% of FP17s for Band 1 Urgent Courses	80	1,728	4.6%	8.3%	8.0%	9.1%
% of FP17s Relating to Free Repair or Replacements	14	1,728	0.8%	0.7%	0.8%	0.8%
% of FP17s Relating to Continuations	8	1,728	0.5%	1.0%	1.3%	1.3%
% of Patients satisfied with the dentistry they have received	8	8	N/A	94.0%	93.1%	93.2%
% of Patients satisfied with the time they had to wait for an appointment	8	8	N/A	87.5%	89.1%	89.0%

* This is based on patients treated on this contract for their most recent course of treatment. Figures in italics indicate the base number of FP17s or Patient Questionnaire responses are less than 100. N/A is shown where the base number of responses is less than 10 during the period. % is calculated as Quantity/Base number*100

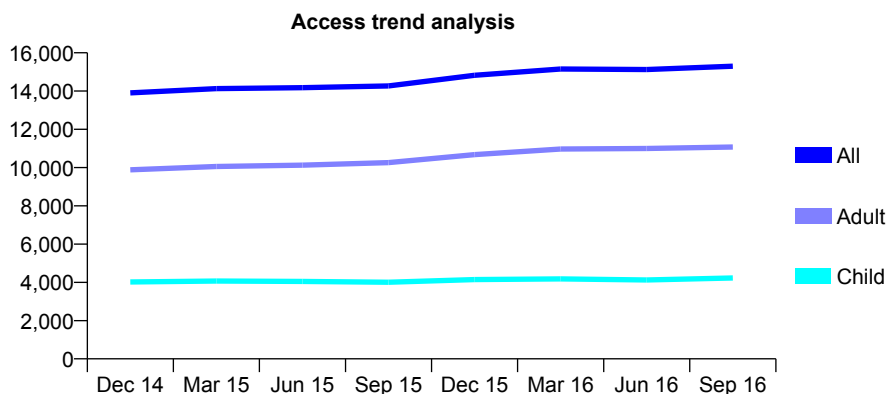
Q58 - Vital Signs At a Glance Contract Report for 178187/0001 - September 2016

Name or company name	Oradi Ltd.
Contract type name	PDS Contract
Purpose of contract	General and Orthodontic
Contract start date	01/04/2008
Contract end date	31/03/2018

16/17 Contracted general activity (UDA)	41,268
Carry forward general activity (UDA)	0
16/17 Contracted orthodontic activity (UOA)	909
Carry forward orthodontic activity (UOA)	0
Baseline contract value	£1,129,337.52

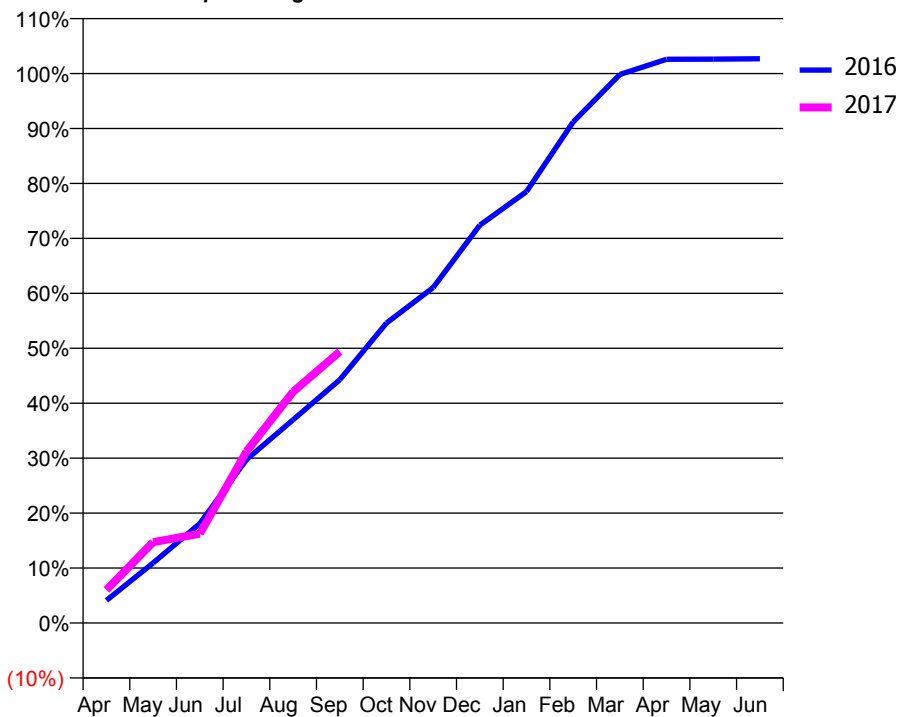
ACCESS*

Patients seen in 24 months	Total	Change since previous quarter
Quarter ending September 2015	14,266	
Quarter ending December 2015	14,822	↑
Quarter ending March 2016	15,154	↑
Quarter ending June 2016	15,122	→
Quarter ending September 2016	15,302	→
Variance since September 2015	7.3%	↑



ACTIVITY

Cumulative percentage of contracted UDA delivered 2016 & 2017



Adjusted Scheduled Activity (UDA)

Month	2016	2017
April	1,693	2,491
May	4,507	6,069
June	7,462	6,709
July	12,272	12,879
August	15,268	17,371
September	18,276	20,382
October	22,524	
November	25,191	
December	29,881	
January	32,398	
February	37,630	
March	41,198	
April	42,332	
May	42,342	
June	42,375	

QUALITY

	Quantity	Base Number	Contract	AT	Region	England
% of FP17s for the same patient ID Re-attending within 3 months - Children	269	3,498	7.7%	11.4%	12.0%	12.4%
% of FP17s for the same patient ID Re-attending within 3 months - Adults	698	7,651	9.1%	14.8%	15.9%	16.7%
% of FP17s for the same patient ID Re-attending between 3 & 9 months - Children	2,247	3,498	64.2%	55.6%	58.6%	57.4%
% of FP17s for the same patient ID Re-attending between 3 & 9 months - Adults	4,362	7,651	57.0%	48.1%	51.6%	50.5%
% of FP17s for Band 1 Urgent Courses	590	10,571	5.6%	8.3%	8.0%	9.1%
% of FP17s Relating to Free Repair or Replacements	34	10,571	0.3%	0.7%	0.8%	0.8%
% of FP17s Relating to Continuations	43	10,571	0.4%	1.0%	1.3%	1.3%
% of Patients satisfied with the dentistry they have received	11	11	100.0%	94.0%	93.1%	93.2%
% of Patients satisfied with the time they had to wait for an appointment	11	11	100.0%	87.5%	89.1%	89.0%

* This is based on patients treated on this contract for their most recent course of treatment. Figures in italics indicate the base number of FP17s or Patient Questionnaire responses are less than 100. N/A is shown where the base number of responses is less than 10 during the period. % is calculated as Quantity/Base number*100

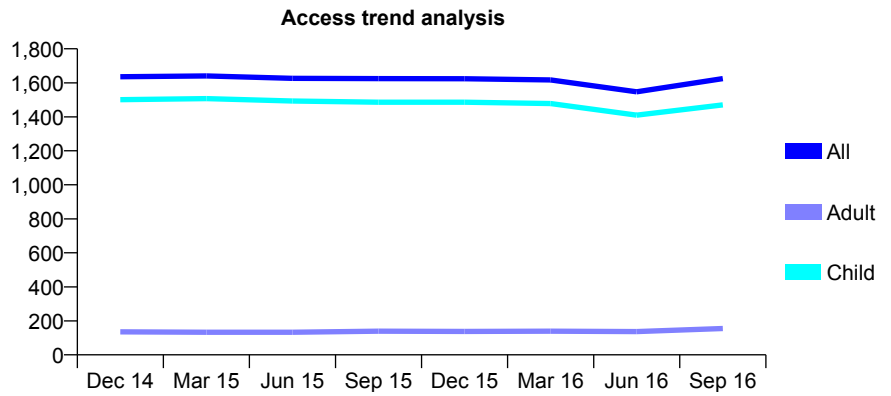
Q58 - Vital Signs At a Glance Contract Report for 178381/0001 - September 2016

Name or company name	The Dental Clinic Ltd
Contract type name	GDS Contract
Purpose of contract	General
Contract start date	07/04/2007
Contract end date	

16/17 Contracted general activity (UDA)	2,858
Carry forward general activity (UDA)	0
16/17 Contracted orthodontic activity (UOA)	0
Carry forward orthodontic activity (UOA)	0
Baseline contract value	£69,111.33

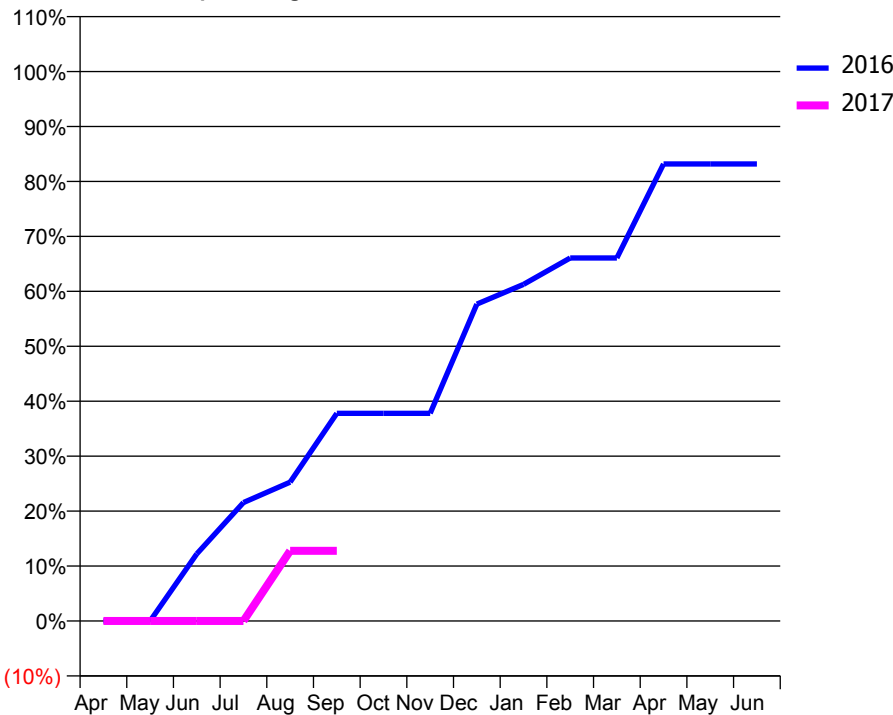
ACCESS*

Patients seen in 24 months	Total	Change since previous quarter
Quarter ending September 2015	1,625	
Quarter ending December 2015	1,624	→
Quarter ending March 2016	1,617	→
Quarter ending June 2016	1,547	↓
Quarter ending September 2016	1,625	↑
Variance since September 2015	0.0%	→



ACTIVITY

Cumulative percentage of contracted UDA delivered 2016 & 2017



Month	Adjusted Scheduled Activity (UDA)	
	2016	2017
April	0	0
May	0	0
June	349	0
July	616	0
August	722	365
September	1,080	365
October	1,080	
November	1,080	
December	1,648	
January	1,751	
February	1,888	
March	1,888	
April	2,377	
May	2,377	
June	2,377	

QUALITY

	Quantity	Base Number	Contract	AT	Region	England
% of FP17s for the same patient ID Re-attending within 3 months - Children	41	1,035	4.0%	11.4%	12.0%	12.4%
% of FP17s for the same patient ID Re-attending within 3 months - Adults	0	2	0.0%	14.8%	15.9%	16.7%
% of FP17s for the same patient ID Re-attending between 3 & 9 months - Children	620	1,035	59.9%	55.6%	58.6%	57.4%
% of FP17s for the same patient ID Re-attending between 3 & 9 months - Adults	2	2	100.0%	48.1%	51.6%	50.5%
% of FP17s for Band 1 Urgent Courses	1	648	0.2%	8.3%	8.0%	9.1%
% of FP17s Relating to Free Repair or Replacements	0	648	0.0%	0.7%	0.8%	0.8%
% of FP17s Relating to Continuations	10	648	1.5%	1.0%	1.3%	1.3%
% of Patients satisfied with the dentistry they have received	0	0	N/A	94.0%	93.1%	93.2%
% of Patients satisfied with the time they had to wait for an appointment	0	0	N/A	87.5%	89.1%	89.0%

* This is based on patients treated on this contract for their most recent course of treatment. Figures in italics indicate the base number of FP17s or Patient Questionnaire responses are less than 100. N/A is shown where the base number of responses is less than 10 during the period. % is calculated as Quantity/Base number*100

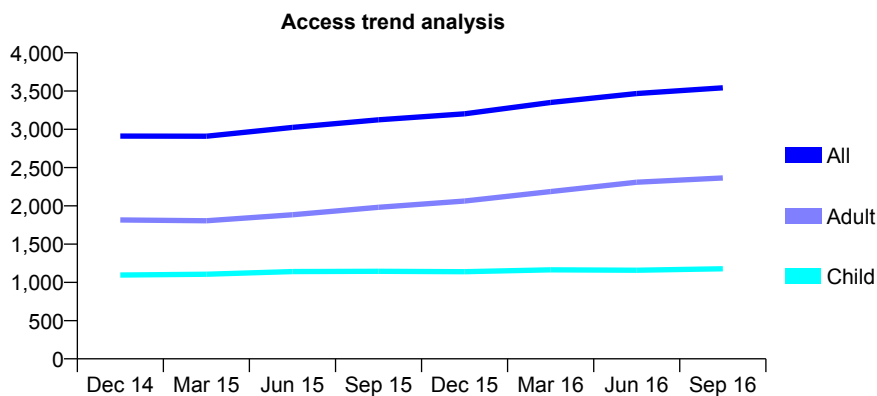
Q58 - Vital Signs At a Glance Contract Report for 180386/0001 - September 2016

Name or company name	Hoddesdon Dental Surgery Limited
Contract type name	GDS Contract
Purpose of contract	General
Contract start date	01/04/2007
Contract end date	

16/17 Contracted general activity (UDA)	6,370
Carry forward general activity (UDA)	0
16/17 Contracted orthodontic activity (UOA)	0
Carry forward orthodontic activity (UOA)	0
Baseline contract value	£157,500.94

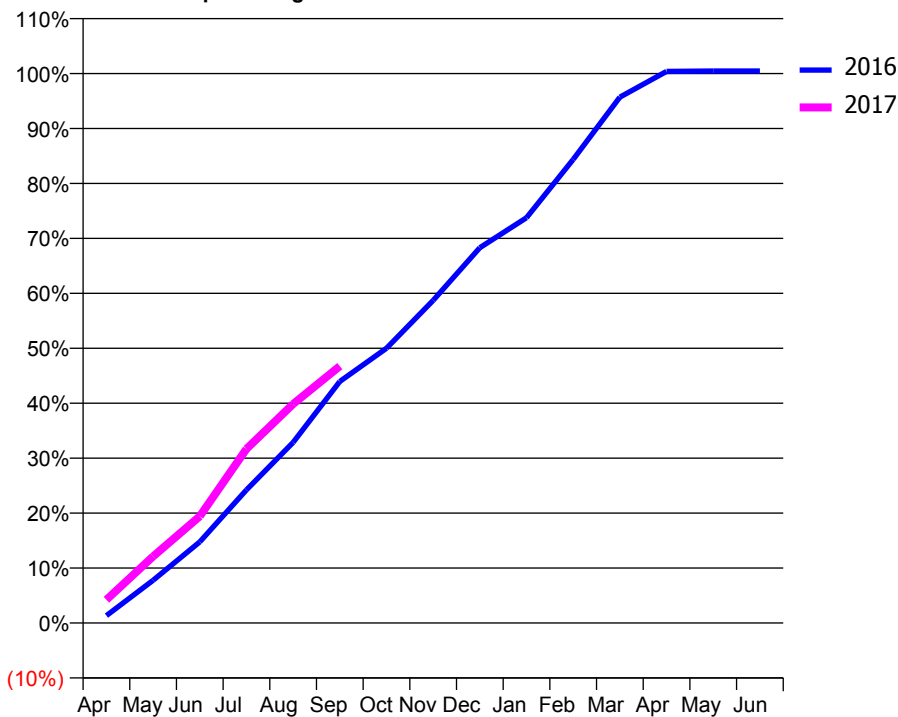
ACCESS*

Patients seen in 24 months	Total	Change since previous quarter
Quarter ending September 2015	3,125	
Quarter ending December 2015	3,202	↑
Quarter ending March 2016	3,350	↑
Quarter ending June 2016	3,468	↑
Quarter ending September 2016	3,542	↑
Variance since September 2015	13.3%	↑



ACTIVITY

Cumulative percentage of contracted UDA delivered 2016 & 2017



Month	Adjusted Scheduled Activity (UDA)	
	2016	2017
April	86	269
May	496	773
June	941	1,238
July	1,544	2,019
August	2,094	2,539
September	2,800	2,979
October	3,185	
November	3,741	
December	4,351	
January	4,699	
February	5,375	
March	6,096	
April	6,395	
May	6,399	
June	6,399	

QUALITY

	Quantity	Base Number	Contract	AT	Region	England
% of FP17s for the same patient ID Re-attending within 3 months - Children	69	801	8.6%	11.4%	12.0%	12.4%
% of FP17s for the same patient ID Re-attending within 3 months - Adults	243	1,463	16.6%	14.8%	15.9%	16.7%
% of FP17s for the same patient ID Re-attending between 3 & 9 months - Children	359	801	44.8%	55.6%	58.6%	57.4%
% of FP17s for the same patient ID Re-attending between 3 & 9 months - Adults	564	1,463	38.6%	48.1%	51.6%	50.5%
% of FP17s for Band 1 Urgent Courses	143	1,551	9.2%	8.3%	8.0%	9.1%
% of FP17s Relating to Free Repair or Replacements	24	1,551	1.5%	0.7%	0.8%	0.8%
% of FP17s Relating to Continuations	11	1,551	0.7%	1.0%	1.3%	1.3%
% of Patients satisfied with the dentistry they have received	6	6	N/A	94.0%	93.1%	93.2%
% of Patients satisfied with the time they had to wait for an appointment	5	6	N/A	87.5%	89.1%	89.0%

* This is based on patients treated on this contract for their most recent course of treatment. Figures in italics indicate the base number of FP17s or Patient Questionnaire responses are less than 100. N/A is shown where the base number of responses is less than 10 during the period. % is calculated as Quantity/Base number*100

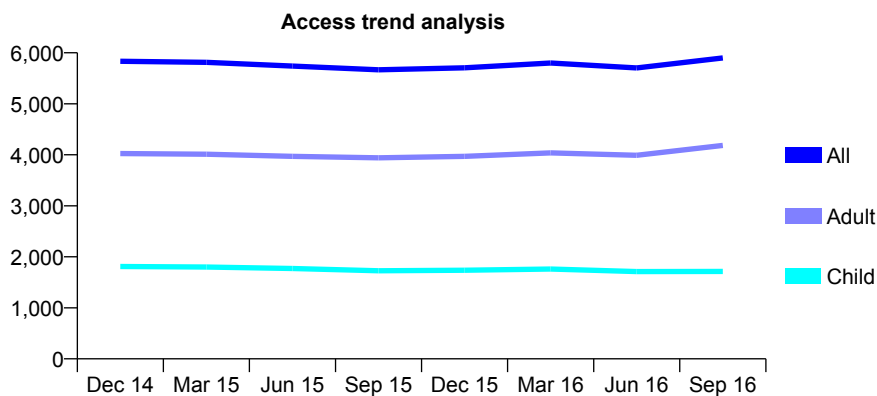
Q58 - Vital Signs At a Glance Contract Report for 181153/0001 - September 2016

Name or company name	Katherine Place Dental Practice
Contract type name	GDS Contract
Purpose of contract	General
Contract start date	01/07/2007
Contract end date	

16/17 Contracted general activity (UDA)	13,580
Carry forward general activity (UDA)	0
16/17 Contracted orthodontic activity (UOA)	0
Carry forward orthodontic activity (UOA)	0
Baseline contract value	£350,487.99

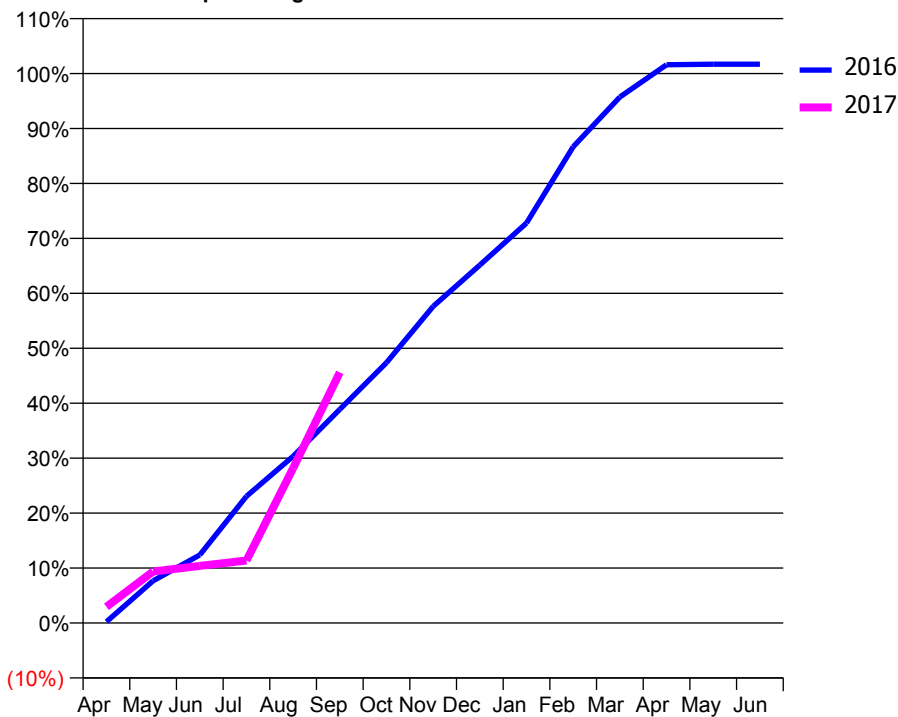
ACCESS*

Patients seen in 24 months	Total	Change since previous quarter
Quarter ending September 2015	5,667	
Quarter ending December 2015	5,706	→
Quarter ending March 2016	5,800	→
Quarter ending June 2016	5,702	↓
Quarter ending September 2016	5,899	↑
Variance since September 2015	4.1%	↑



ACTIVITY

Cumulative percentage of contracted UDA delivered 2016 & 2017



Month	Adjusted Scheduled Activity (UDA)	
	2016	2017
April	32	402
May	1,042	1,274
June	1,681	1,413
July	3,133	1,543
August	4,120	3,828
September	5,282	6,195
October	6,436	
November	7,825	
December	8,846	
January	9,883	
February	11,771	
March	13,000	
April	13,798	
May	13,809	
June	13,810	

QUALITY

	Quantity	Base Number	Contract	AT	Region	England
% of FP17s for the same patient ID Re-attending within 3 months - Children	60	1,131	5.3%	11.4%	12.0%	12.4%
% of FP17s for the same patient ID Re-attending within 3 months - Adults	360	2,638	13.6%	14.8%	15.9%	16.7%
% of FP17s for the same patient ID Re-attending between 3 & 9 months - Children	593	1,131	52.4%	55.6%	58.6%	57.4%
% of FP17s for the same patient ID Re-attending between 3 & 9 months - Adults	1,259	2,638	47.7%	48.1%	51.6%	50.5%
% of FP17s for Band 1 Urgent Courses	301	3,320	9.1%	8.3%	8.0%	9.1%
% of FP17s Relating to Free Repair or Replacements	30	3,320	0.9%	0.7%	0.8%	0.8%
% of FP17s Relating to Continuations	19	3,320	0.6%	1.0%	1.3%	1.3%
% of Patients satisfied with the dentistry they have received	1	1	N/A	94.0%	93.1%	93.2%
% of Patients satisfied with the time they had to wait for an appointment	1	1	N/A	87.5%	89.1%	89.0%

* This is based on patients treated on this contract for their most recent course of treatment. Figures in italics indicate the base number of FP17s or Patient Questionnaire responses are less than 100. N/A is shown where the base number of responses is less than 10 during the period. % is calculated as Quantity/Base number*100

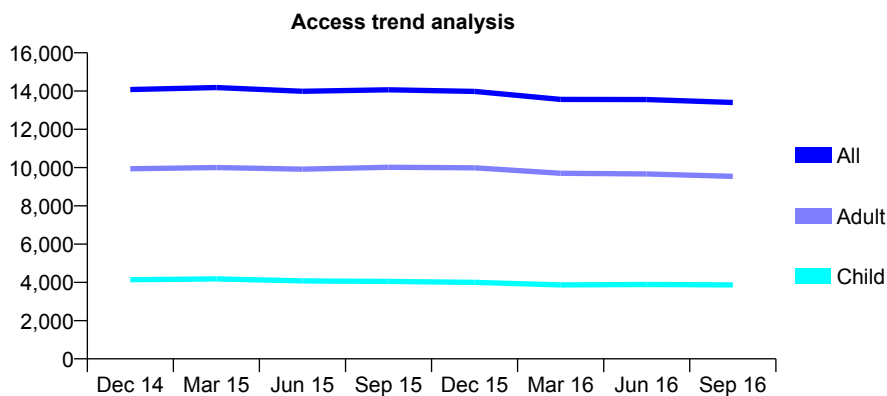
Q58 - Vital Signs At a Glance Contract Report for 182877/0001 - September 2016

Name or company name	Smileright Limited
Contract type name	GDS Contract
Purpose of contract	General
Contract start date	01/04/2011
Contract end date	

16/17 Contracted general activity (UDA)	35,830
Carry forward general activity (UDA)	0
16/17 Contracted orthodontic activity (UOA)	0
Carry forward orthodontic activity (UOA)	0
Baseline contract value	£979,278.72

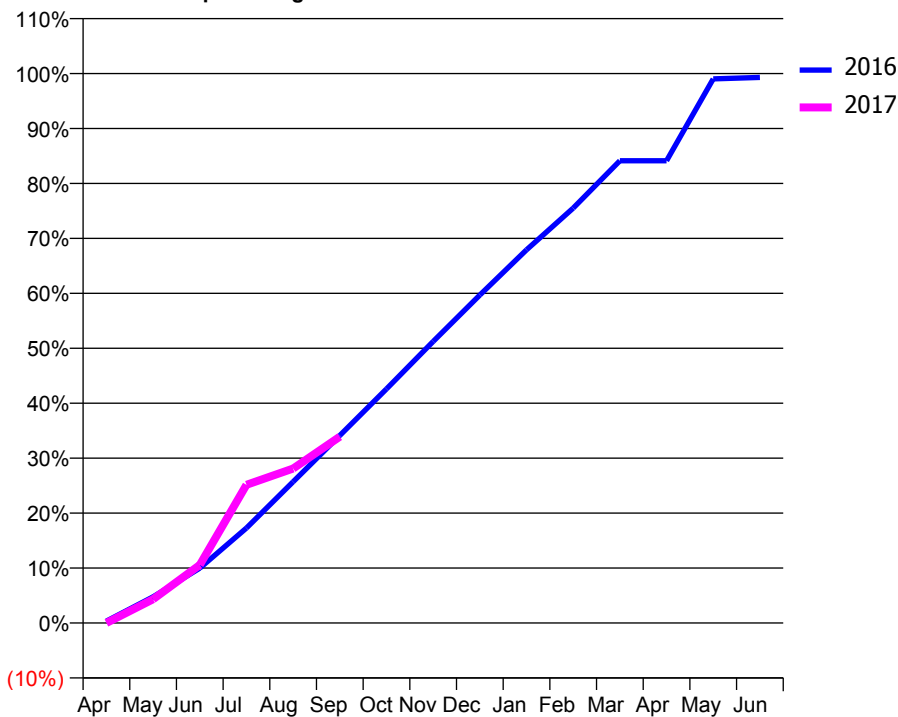
ACCESS*

Patients seen in 24 months	Total	Change since previous quarter
Quarter ending September 2015	14,062	
Quarter ending December 2015	13,985	→
Quarter ending March 2016	13,563	↓
Quarter ending June 2016	13,556	→
Quarter ending September 2016	13,406	↓
Variance since September 2015	(4.7%)	↓



ACTIVITY

Cumulative percentage of contracted UDA delivered 2016 & 2017



Month	Adjusted Scheduled Activity (UDA)	
	2016	2017
April	123	0
May	1,709	1,551
June	3,576	3,785
July	6,192	9,013
August	9,213	10,073
September	12,232	12,151
October	15,264	
November	18,358	
December	21,383	
January	24,329	
February	27,057	
March	30,140	
April	30,140	
May	35,479	
June	35,571	

QUALITY

	Quantity	Base Number	Contract	AT	Region	England
% of FP17s for the same patient ID Re-attending within 3 months - Children	171	2,761	6.2%	11.4%	12.0%	12.4%
% of FP17s for the same patient ID Re-attending within 3 months - Adults	595	5,606	10.6%	14.8%	15.9%	16.7%
% of FP17s for the same patient ID Re-attending between 3 & 9 months - Children	1,393	2,761	50.5%	55.6%	58.6%	57.4%
% of FP17s for the same patient ID Re-attending between 3 & 9 months - Adults	2,667	5,606	47.6%	48.1%	51.6%	50.5%
% of FP17s for Band 1 Urgent Courses	355	5,910	6.0%	8.3%	8.0%	9.1%
% of FP17s Relating to Free Repair or Replacements	49	5,910	0.8%	0.7%	0.8%	0.8%
% of FP17s Relating to Continuations	85	5,910	1.4%	1.0%	1.3%	1.3%
% of Patients satisfied with the dentistry they have received	6	6	N/A	94.0%	93.1%	93.2%
% of Patients satisfied with the time they had to wait for an appointment	5	6	N/A	87.5%	89.1%	89.0%

* This is based on patients treated on this contract for their most recent course of treatment. Figures in italics indicate the base number of FP17s or Patient Questionnaire responses are less than 100. N/A is shown where the base number of responses is less than 10 during the period. % is calculated as Quantity/Base number*100

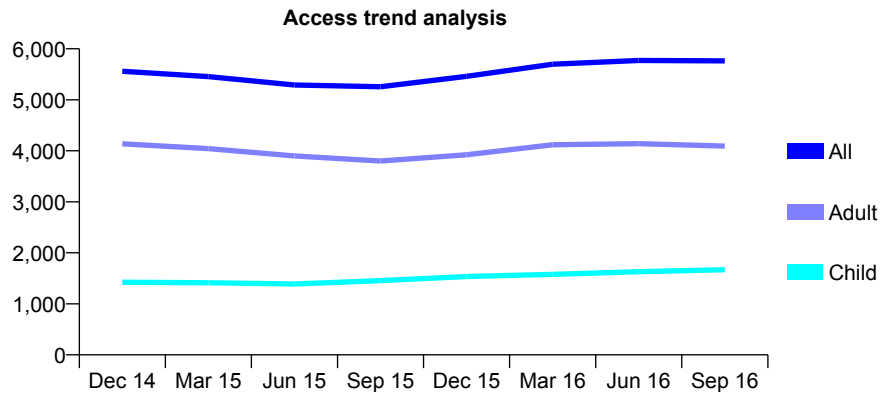
Q58 - Vital Signs At a Glance Contract Report for 183598/0001 - September 2016

Name or company name	Birchwood Dental Practice
Contract type name	GDS Contract
Purpose of contract	General
Contract start date	01/04/2010
Contract end date	

16/17 Contracted general activity (UDA)	11,894
Carry forward general activity (UDA)	0
16/17 Contracted orthodontic activity (UOA)	0
Carry forward orthodontic activity (UOA)	0
Baseline contract value	£280,316.52

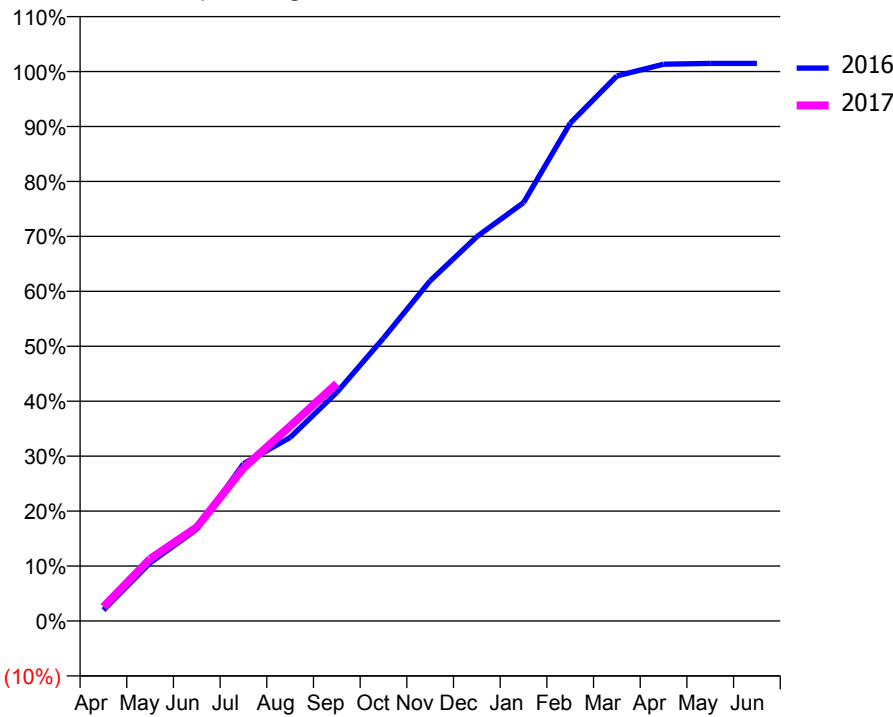
ACCESS*

Patients seen in 24 months	Total	Change since previous quarter
Quarter ending September 2015	5,256	
Quarter ending December 2015	5,460	↑
Quarter ending March 2016	5,698	↑
Quarter ending June 2016	5,770	→
Quarter ending September 2016	5,763	→
Variance since September 2015	9.6%	↑



ACTIVITY

Cumulative percentage of contracted UDA delivered 2016 & 2017



Month	Adjusted Scheduled Activity (UDA)	
	2016	2017
April	238	307
May	1,260	1,347
June	1,988	2,030
July	3,404	3,312
August	3,972	4,219
September	4,948	5,142
October	6,122	
November	7,363	
December	8,321	
January	9,057	
February	10,776	
March	11,799	
April	12,052	
May	12,070	
June	12,070	

QUALITY

	Quantity	Base Number	Contract	AT	Region	England
% of FP17s for the same patient ID Re-attending within 3 months - Children	58	988	5.9%	11.4%	12.0%	12.4%
% of FP17s for the same patient ID Re-attending within 3 months - Adults	239	1,636	14.6%	14.8%	15.9%	16.7%
% of FP17s for the same patient ID Re-attending between 3 & 9 months - Children	450	988	45.5%	55.6%	58.6%	57.4%
% of FP17s for the same patient ID Re-attending between 3 & 9 months - Adults	601	1,636	36.7%	48.1%	51.6%	50.5%
% of FP17s for Band 1 Urgent Courses	112	2,056	5.4%	8.3%	8.0%	9.1%
% of FP17s Relating to Free Repair or Replacements	21	2,056	1.0%	0.7%	0.8%	0.8%
% of FP17s Relating to Continuations	30	2,056	1.5%	1.0%	1.3%	1.3%
% of Patients satisfied with the dentistry they have received	6	6	N/A	94.0%	93.1%	93.2%
% of Patients satisfied with the time they had to wait for an appointment	6	6	N/A	87.5%	89.1%	89.0%

* This is based on patients treated on this contract for their most recent course of treatment. Figures in italics indicate the base number of FP17s or Patient Questionnaire responses are less than 100. N/A is shown where the base number of responses is less than 10 during the period. % is calculated as Quantity/Base number*100

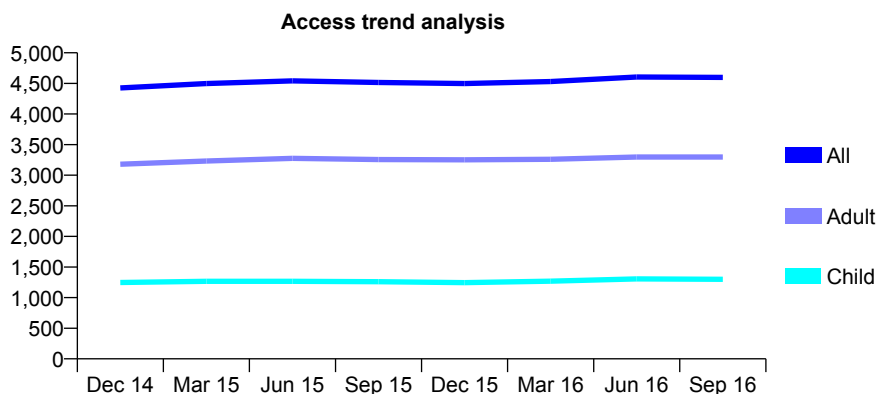
Q58 - Vital Signs At a Glance Contract Report for 186376/0001 - September 2016

Name or company name	Saxby and Doherty
Contract type name	GDS Contract
Purpose of contract	General
Contract start date	03/09/2012
Contract end date	

16/17 Contracted general activity (UDA)	14,757
Carry forward general activity (UDA)	0
16/17 Contracted orthodontic activity (UOA)	0
Carry forward orthodontic activity (UOA)	0
Baseline contract value	£299,648.93

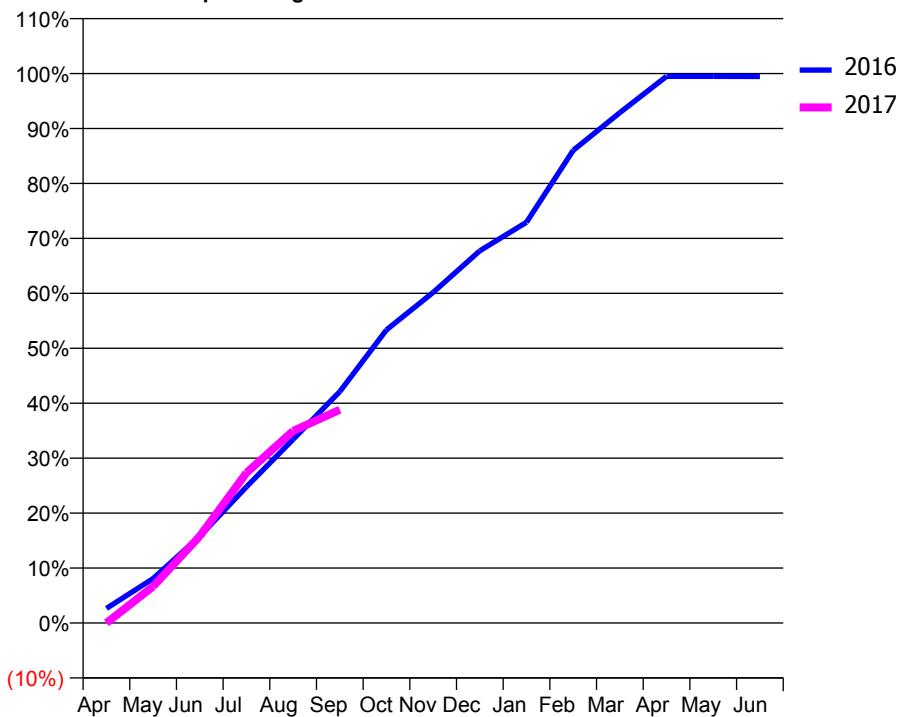
ACCESS*

Patients seen in 24 months	Total	Change since previous quarter
Quarter ending September 2015	4,515	
Quarter ending December 2015	4,497	→
Quarter ending March 2016	4,531	→
Quarter ending June 2016	4,605	→
Quarter ending September 2016	4,597	→
Variance since September 2015	1.8%	→



ACTIVITY

Cumulative percentage of contracted UDA delivered 2016 & 2017



Month	Adjusted Scheduled Activity (UDA)	
	2016	2017
April	393	0
May	1,194	982
June	2,331	2,332
July	3,660	4,033
August	4,933	5,160
September	6,213	5,728
October	7,872	
November	8,880	
December	9,995	
January	10,764	
February	12,694	
March	13,708	
April	14,682	
May	14,679	
June	14,677	

QUALITY

	Quantity	Base Number	Contract	AT	Region	England
% of FP17s for the same patient ID Re-attending within 3 months - Children	84	1,165	7.2%	11.4%	12.0%	12.4%
% of FP17s for the same patient ID Re-attending within 3 months - Adults	416	2,803	14.8%	14.8%	15.9%	16.7%
% of FP17s for the same patient ID Re-attending between 3 & 9 months - Children	817	1,165	70.1%	55.6%	58.6%	57.4%
% of FP17s for the same patient ID Re-attending between 3 & 9 months - Adults	1,928	2,803	68.8%	48.1%	51.6%	50.5%
% of FP17s for Band 1 Urgent Courses	163	3,374	4.8%	8.3%	8.0%	9.1%
% of FP17s Relating to Free Repair or Replacements	42	3,374	1.2%	0.7%	0.8%	0.8%
% of FP17s Relating to Continuations	52	3,374	1.5%	1.0%	1.3%	1.3%
% of Patients satisfied with the dentistry they have received	6	6	N/A	94.0%	93.1%	93.2%
% of Patients satisfied with the time they had to wait for an appointment	6	6	N/A	87.5%	89.1%	89.0%

* This is based on patients treated on this contract for their most recent course of treatment. Figures in italics indicate the base number of FP17s or Patient Questionnaire responses are less than 100. N/A is shown where the base number of responses is less than 10 during the period. % is calculated as Quantity/Base number*100

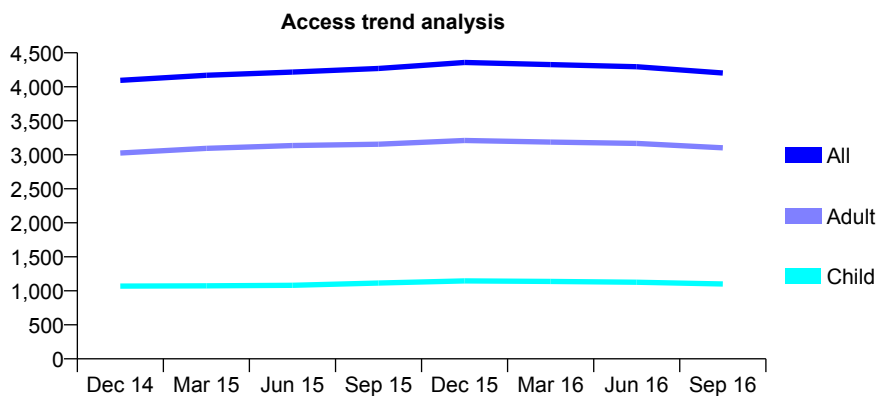
Q58 - Vital Signs At a Glance Contract Report for 186430/0001 - September 2016

Name or company name	Cherry Tree Dental Care
Contract type name	GDS Contract
Purpose of contract	General
Contract start date	01/04/2010
Contract end date	

16/17 Contracted general activity (UDA)	14,000
Carry forward general activity (UDA)	0
16/17 Contracted orthodontic activity (UOA)	0
Carry forward orthodontic activity (UOA)	0
Baseline contract value	£461,805.33

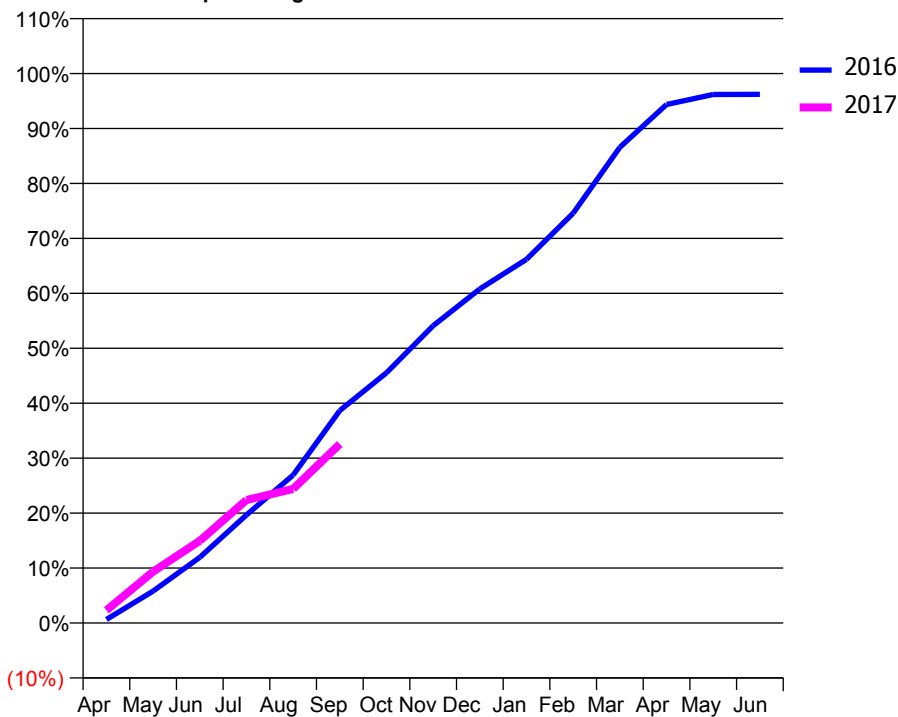
ACCESS*

Patients seen in 24 months	Total	Change since previous quarter
Quarter ending September 2015	4,270	
Quarter ending December 2015	4,358	↑
Quarter ending March 2016	4,327	→
Quarter ending June 2016	4,295	→
Quarter ending September 2016	4,203	↓
Variance since September 2015	(1.6%)	↓



ACTIVITY

Cumulative percentage of contracted UDA delivered 2016 & 2017



Adjusted Scheduled Activity (UDA)

Month	2016	2017
April	90	326
May	813	1,310
June	1,673	2,094
July	2,755	3,135
August	3,769	3,415
September	5,414	4,560
October	6,376	
November	7,576	
December	8,512	
January	9,267	
February	10,441	
March	12,121	
April	13,212	
May	13,464	
June	13,467	

QUALITY

	Quantity	Base Number	Contract	AT	Region	England
% of FP17s for the same patient ID Re-attending within 3 months - Children	60	528	11.4%	11.4%	12.0%	12.4%
% of FP17s for the same patient ID Re-attending within 3 months - Adults	245	1,519	16.1%	14.8%	15.9%	16.7%
% of FP17s for the same patient ID Re-attending between 3 & 9 months - Children	201	528	38.1%	55.6%	58.6%	57.4%
% of FP17s for the same patient ID Re-attending between 3 & 9 months - Adults	541	1,519	35.6%	48.1%	51.6%	50.5%
% of FP17s for Band 1 Urgent Courses	251	1,762	14.2%	8.3%	8.0%	9.1%
% of FP17s Relating to Free Repair or Replacements	7	1,762	0.4%	0.7%	0.8%	0.8%
% of FP17s Relating to Continuations	28	1,762	1.6%	1.0%	1.3%	1.3%
% of Patients satisfied with the dentistry they have received	5	5	N/A	94.0%	93.1%	93.2%
% of Patients satisfied with the time they had to wait for an appointment	5	5	N/A	87.5%	89.1%	89.0%

* This is based on patients treated on this contract for their most recent course of treatment. Figures in italics indicate the base number of FP17s or Patient Questionnaire responses are less than 100. N/A is shown where the base number of responses is less than 10 during the period. % is calculated as Quantity/Base number*100

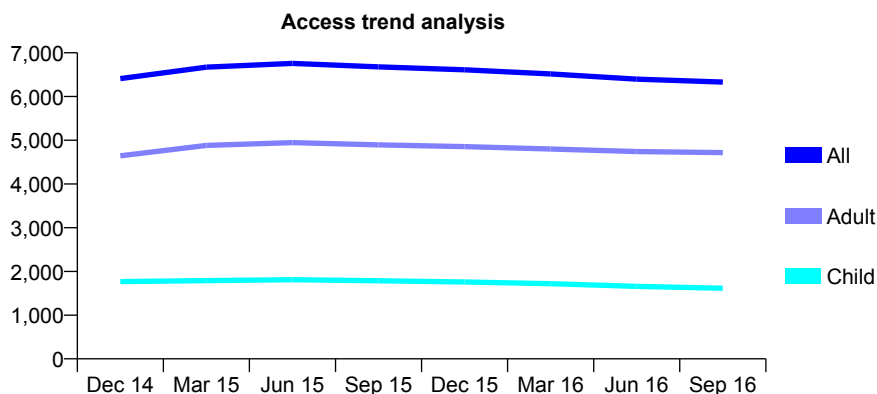
Q58 - Vital Signs At a Glance Contract Report for 186546/0001 - September 2016

Name or company name	The Partners of St Andrews Dental Practice
Contract type name	GDS Contract
Purpose of contract	General
Contract start date	01/07/2012
Contract end date	

16/17 Contracted general activity (UDA)	18,367
Carry forward general activity (UDA)	0
16/17 Contracted orthodontic activity (UOA)	0
Carry forward orthodontic activity (UOA)	0
Baseline contract value	£434,647.78

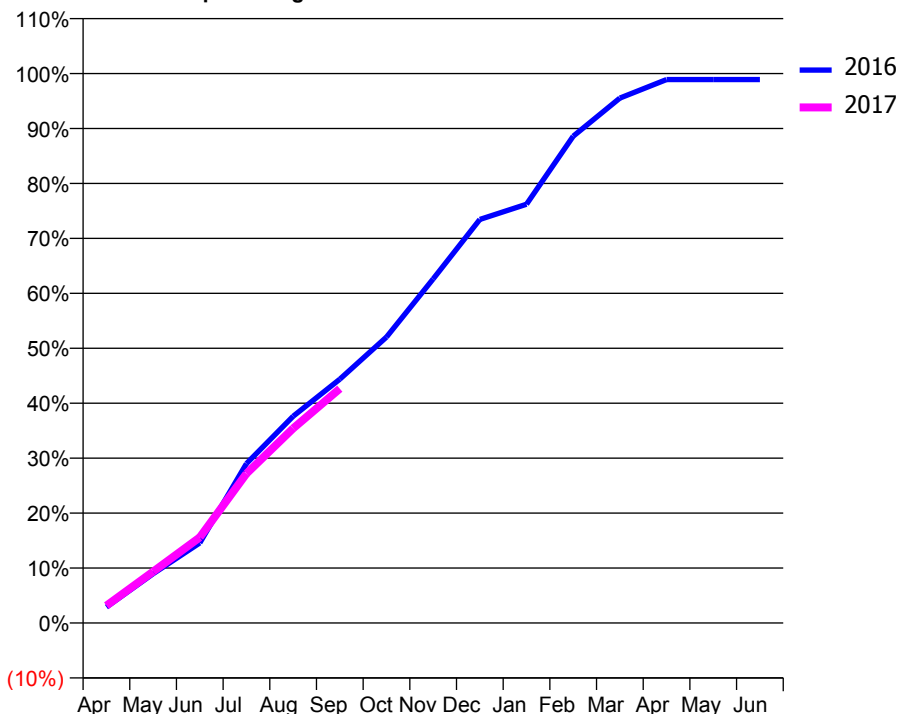
ACCESS*

Patients seen in 24 months	Total	Change since previous quarter
Quarter ending September 2015	6,679	
Quarter ending December 2015	6,611	↓
Quarter ending March 2016	6,517	↓
Quarter ending June 2016	6,398	↓
Quarter ending September 2016	6,330	↓
Variance since September 2015	(5.2%)	↓



ACTIVITY

Cumulative percentage of contracted UDA delivered 2016 & 2017



Month	Adjusted Scheduled Activity (UDA)	
	2016	2017
April	534	580
May	1,649	1,718
June	2,675	2,866
July	5,330	4,995
August	6,909	6,504
September	8,150	7,835
October	9,559	
November	11,500	
December	13,488	
January	13,995	
February	16,272	
March	17,547	
April	18,163	
May	18,164	
June	18,167	

QUALITY

	Quantity	Base Number	Contract	AT	Region	England
% of FP17s for the same patient ID Re-attending within 3 months - Children	81	1,346	6.0%	11.4%	12.0%	12.4%
% of FP17s for the same patient ID Re-attending within 3 months - Adults	417	3,300	12.6%	14.8%	15.9%	16.7%
% of FP17s for the same patient ID Re-attending between 3 & 9 months - Children	890	1,346	66.1%	55.6%	58.6%	57.4%
% of FP17s for the same patient ID Re-attending between 3 & 9 months - Adults	1,905	3,300	57.7%	48.1%	51.6%	50.5%
% of FP17s for Band 1 Urgent Courses	273	4,308	6.3%	8.3%	8.0%	9.1%
% of FP17s Relating to Free Repair or Replacements	27	4,308	0.6%	0.7%	0.8%	0.8%
% of FP17s Relating to Continuations	20	4,308	0.5%	1.0%	1.3%	1.3%
% of Patients satisfied with the dentistry they have received	6	6	N/A	94.0%	93.1%	93.2%
% of Patients satisfied with the time they had to wait for an appointment	6	6	N/A	87.5%	89.1%	89.0%

* This is based on patients treated on this contract for their most recent course of treatment. Figures in italics indicate the base number of FP17s or Patient Questionnaire responses are less than 100. N/A is shown where the base number of responses is less than 10 during the period. % is calculated as Quantity/Base number*100

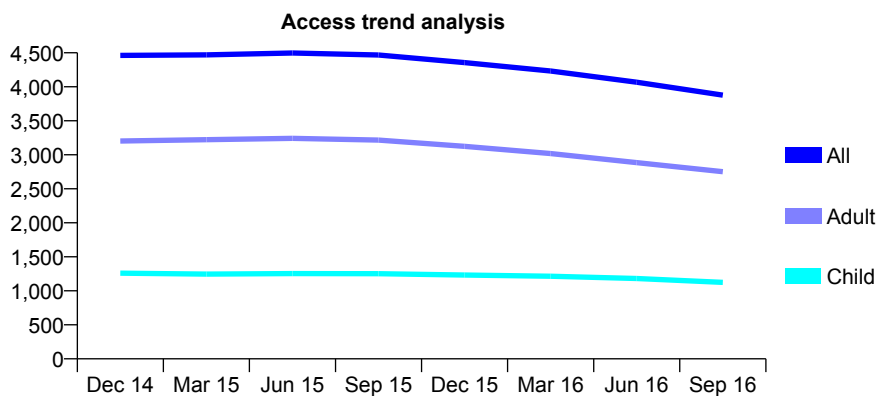
Q58 - Vital Signs At a Glance Contract Report for 187402/0001 - September 2016

Name or company name	Moopen Dental Care
Contract type name	GDS Contract
Purpose of contract	General
Contract start date	01/10/2011
Contract end date	

16/17 Contracted general activity (UDA)	14,324
Carry forward general activity (UDA)	0
16/17 Contracted orthodontic activity (UOA)	0
Carry forward orthodontic activity (UOA)	0
Baseline contract value	£373,673.24

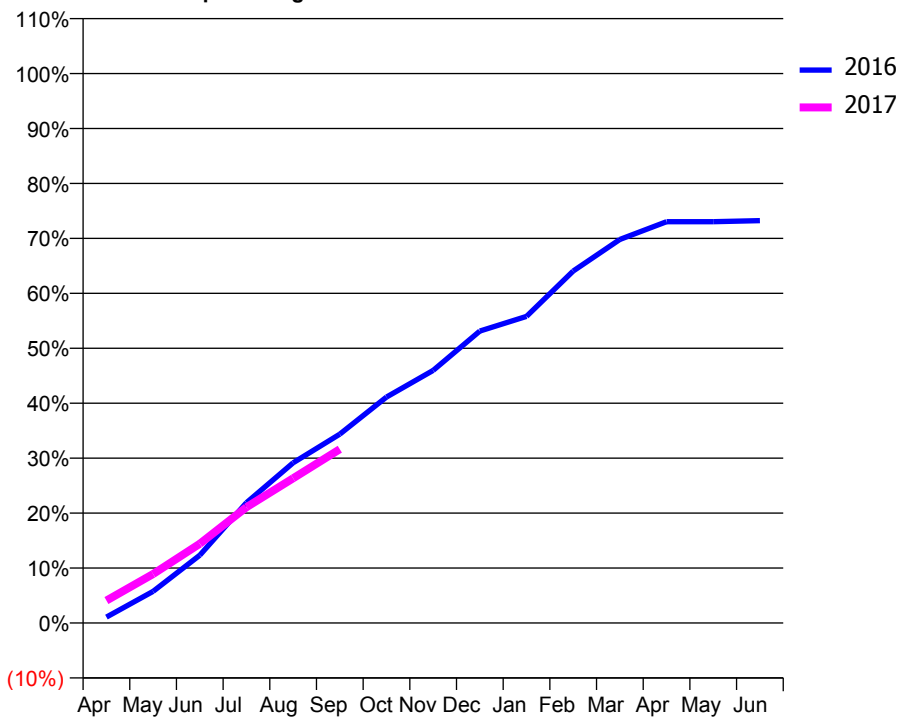
ACCESS*

Patients seen in 24 months	Total	Change since previous quarter
Quarter ending September 2015	4,468	
Quarter ending December 2015	4,356	↓
Quarter ending March 2016	4,233	↓
Quarter ending June 2016	4,067	↓
Quarter ending September 2016	3,877	↓
Variance since September 2015	(13.2%)	↓



ACTIVITY

Cumulative percentage of contracted UDA delivered 2016 & 2017



Month	Adjusted Scheduled Activity (UDA)	
	2016	2017
April	155	585
May	825	1,276
June	1,767	2,067
July	3,135	3,021
August	4,178	3,772
September	4,923	4,532
October	5,889	
November	6,586	
December	7,611	
January	7,994	
February	9,176	
March	9,998	
April	10,462	
May	10,462	
June	10,487	

QUALITY

	Quantity	Base Number	Contract	AT	Region	England
% of FP17s for the same patient ID Re-attending within 3 months - Children	53	722	7.3%	11.4%	12.0%	12.4%
% of FP17s for the same patient ID Re-attending within 3 months - Adults	281	1,677	16.8%	14.8%	15.9%	16.7%
% of FP17s for the same patient ID Re-attending between 3 & 9 months - Children	343	722	47.5%	55.6%	58.6%	57.4%
% of FP17s for the same patient ID Re-attending between 3 & 9 months - Adults	744	1,677	44.4%	48.1%	51.6%	50.5%
% of FP17s for Band 1 Urgent Courses	209	2,181	9.6%	8.3%	8.0%	9.1%
% of FP17s Relating to Free Repair or Replacements	4	2,181	0.2%	0.7%	0.8%	0.8%
% of FP17s Relating to Continuations	37	2,181	1.7%	1.0%	1.3%	1.3%
% of Patients satisfied with the dentistry they have received	3	3	N/A	94.0%	93.1%	93.2%
% of Patients satisfied with the time they had to wait for an appointment	3	3	N/A	87.5%	89.1%	89.0%

* This is based on patients treated on this contract for their most recent course of treatment. Figures in italics indicate the base number of FP17s or Patient Questionnaire responses are less than 100. N/A is shown where the base number of responses is less than 10 during the period. % is calculated as Quantity/Base number*100

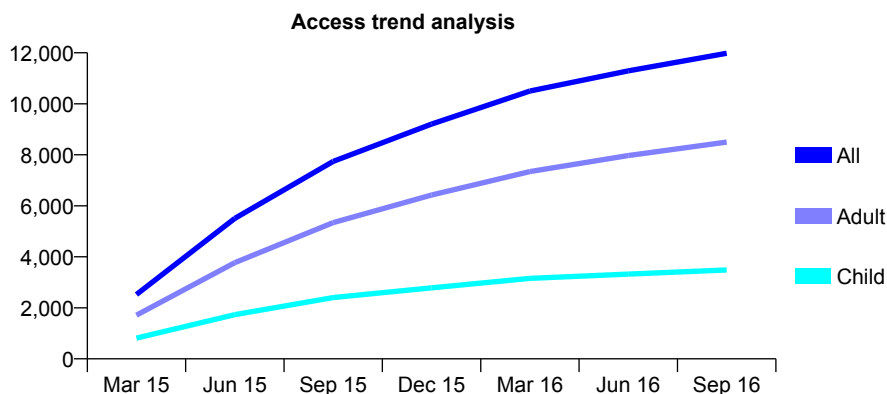
Q58 - Vital Signs At a Glance Contract Report for 187402/0003 - September 2016

Name or company name	Moopen Dental Care
Contract type name	GDS Contract
Purpose of contract	General and Orthodontic
Contract start date	01/02/2015
Contract end date	

16/17 Contracted general activity (UDA)	44,871
Carry forward general activity (UDA)	0
16/17 Contracted orthodontic activity (UOA)	2,926
Carry forward orthodontic activity (UOA)	0
Baseline contract value	£1,398,573.89

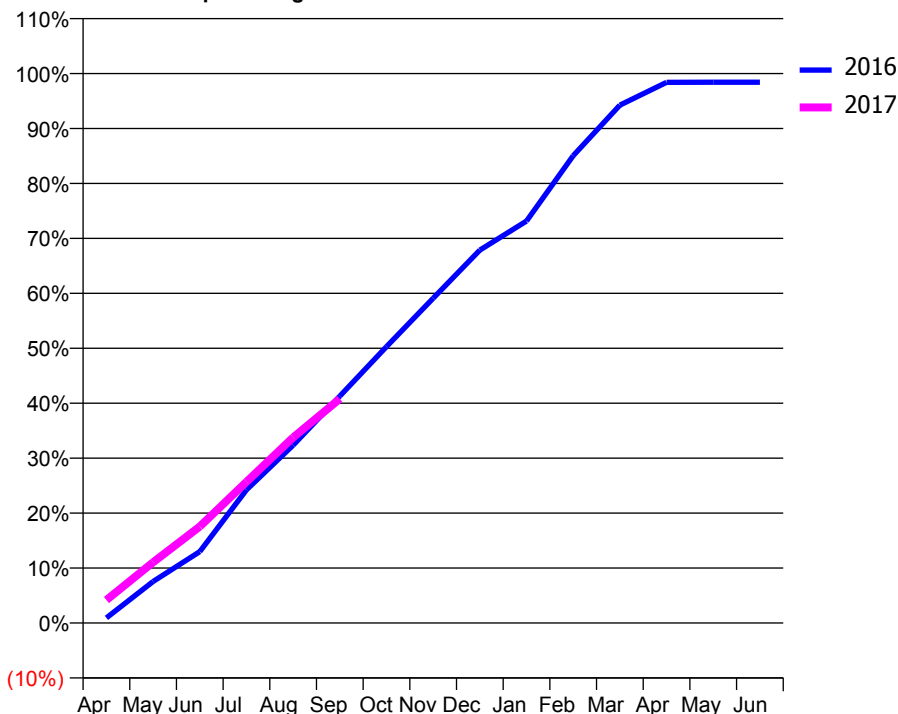
ACCESS*

Patients seen in 24 months	Total	Change since previous quarter
Quarter ending September 2015	7,741	
Quarter ending December 2015	9,207	↑
Quarter ending March 2016	10,500	↑
Quarter ending June 2016	11,293	↑
Quarter ending September 2016	11,984	↑
Variance since September 2015	54.8%	↑



ACTIVITY

Cumulative percentage of contracted UDA delivered 2016 & 2017



Month	Adjusted Scheduled Activity (UDA)	
	2016	2017
April	421	1,882
May	3,382	4,959
June	5,824	7,881
July	10,857	11,531
August	14,501	15,152
September	18,506	18,314
October	22,537	
November	26,483	
December	30,414	
January	32,785	
February	38,107	
March	42,236	
April	44,089	
May	44,099	
June	44,103	

QUALITY

	Quantity	Base Number	Contract	AT	Region	England
% of FP17s for the same patient ID Re-attending within 3 months - Children	485	2,729	17.8%	11.4%	12.0%	12.4%
% of FP17s for the same patient ID Re-attending within 3 months - Adults	789	5,242	15.1%	14.8%	15.9%	16.7%
% of FP17s for the same patient ID Re-attending between 3 & 9 months - Children	1,383	2,729	50.7%	55.6%	58.6%	57.4%
% of FP17s for the same patient ID Re-attending between 3 & 9 months - Adults	2,526	5,242	48.2%	48.1%	51.6%	50.5%
% of FP17s for Band 1 Urgent Courses	378	7,081	5.3%	8.3%	8.0%	9.1%
% of FP17s Relating to Free Repair or Replacements	161	7,081	2.3%	0.7%	0.8%	0.8%
% of FP17s Relating to Continuations	65	7,081	0.9%	1.0%	1.3%	1.3%
% of Patients satisfied with the dentistry they have received	3	3	N/A	94.0%	93.1%	93.2%
% of Patients satisfied with the time they had to wait for an appointment	3	3	N/A	87.5%	89.1%	89.0%

* This is based on patients treated on this contract for their most recent course of treatment. Figures in italics indicate the base number of FP17s or Patient Questionnaire responses are less than 100. N/A is shown where the base number of responses is less than 10 during the period. % is calculated as Quantity/Base number*100

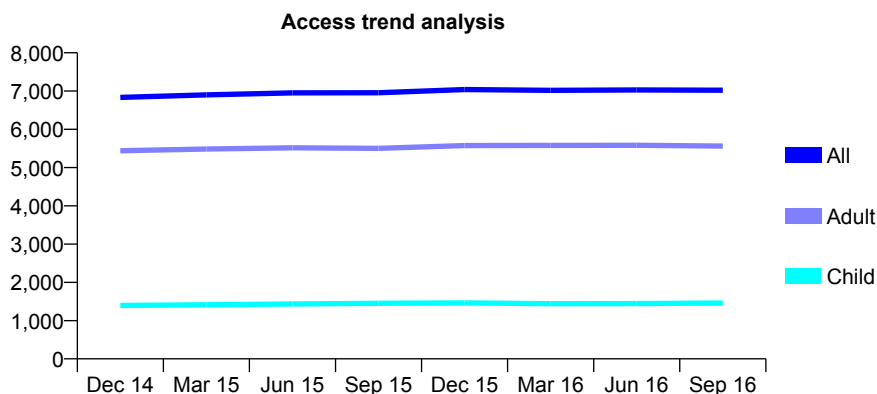
Q58 - Vital Signs At a Glance Contract Report for 187550/0001 - September 2016

Name or company name	Alexander House Dental Practice
Contract type name	GDS Contract
Purpose of contract	General
Contract start date	01/01/2011
Contract end date	

16/17 Contracted general activity (UDA)	16,000
Carry forward general activity (UDA)	0
16/17 Contracted orthodontic activity (UOA)	0
Carry forward orthodontic activity (UOA)	0
Baseline contract value	£408,162.84

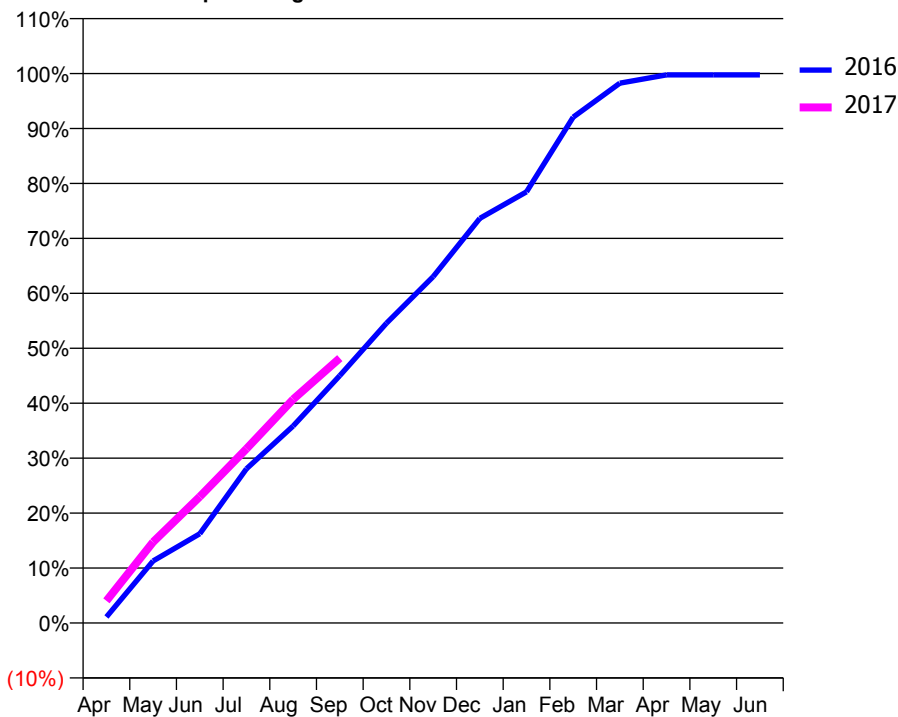
ACCESS*

Patients seen in 24 months	Total	Change since previous quarter
Quarter ending September 2015	6,957	
Quarter ending December 2015	7,038	→
Quarter ending March 2016	7,019	→
Quarter ending June 2016	7,029	→
Quarter ending September 2016	7,021	→
Variance since September 2015	0.9%	→



ACTIVITY

Cumulative percentage of contracted UDA delivered 2016 & 2017



Month	Adjusted Scheduled Activity (UDA)	
	2016	2017
April	175	648
May	1,807	2,360
June	2,599	3,680
July	4,491	5,074
August	5,736	6,513
September	7,205	7,714
October	8,730	
November	10,085	
December	11,784	
January	12,553	
February	14,728	
March	15,720	
April	15,961	
May	15,959	
June	15,959	

QUALITY

	Quantity	Base Number	Contract	AT	Region	England
% of FP17s for the same patient ID Re-attending within 3 months - Children	38	1,188	3.2%	11.4%	12.0%	12.4%
% of FP17s for the same patient ID Re-attending within 3 months - Adults	378	3,830	9.9%	14.8%	15.9%	16.7%
% of FP17s for the same patient ID Re-attending between 3 & 9 months - Children	837	1,188	70.5%	55.6%	58.6%	57.4%
% of FP17s for the same patient ID Re-attending between 3 & 9 months - Adults	2,417	3,830	63.1%	48.1%	51.6%	50.5%
% of FP17s for Band 1 Urgent Courses	302	4,859	6.2%	8.3%	8.0%	9.1%
% of FP17s Relating to Free Repair or Replacements	16	4,859	0.3%	0.7%	0.8%	0.8%
% of FP17s Relating to Continuations	14	4,859	0.3%	1.0%	1.3%	1.3%
% of Patients satisfied with the dentistry they have received	5	5	N/A	94.0%	93.1%	93.2%
% of Patients satisfied with the time they had to wait for an appointment	5	5	N/A	87.5%	89.1%	89.0%

* This is based on patients treated on this contract for their most recent course of treatment. Figures in italics indicate the base number of FP17s or Patient Questionnaire responses are less than 100. N/A is shown where the base number of responses is less than 10 during the period. % is calculated as Quantity/Base number*100

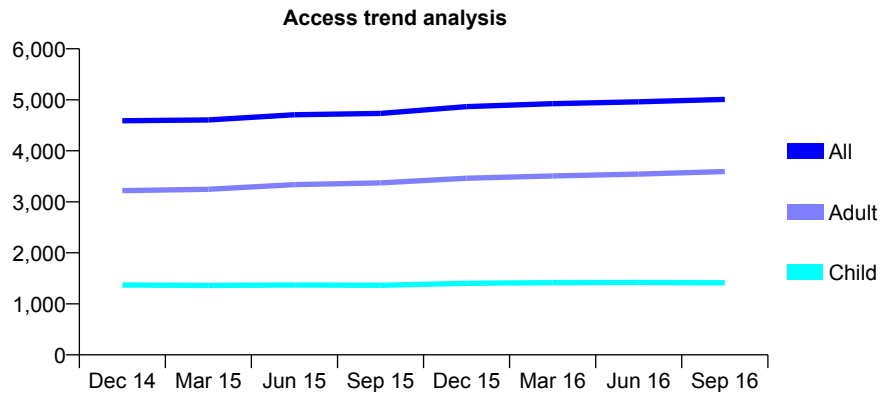
Q58 - Vital Signs At a Glance Contract Report for 188662/0001 - September 2016

Name or company name	Ashwell Dental Surgery Limited
Contract type name	GDS Contract
Purpose of contract	General
Contract start date	01/04/2010
Contract end date	

16/17 Contracted general activity (UDA)	11,432
Carry forward general activity (UDA)	0
16/17 Contracted orthodontic activity (UOA)	0
Carry forward orthodontic activity (UOA)	0
Baseline contract value	£295,315.82

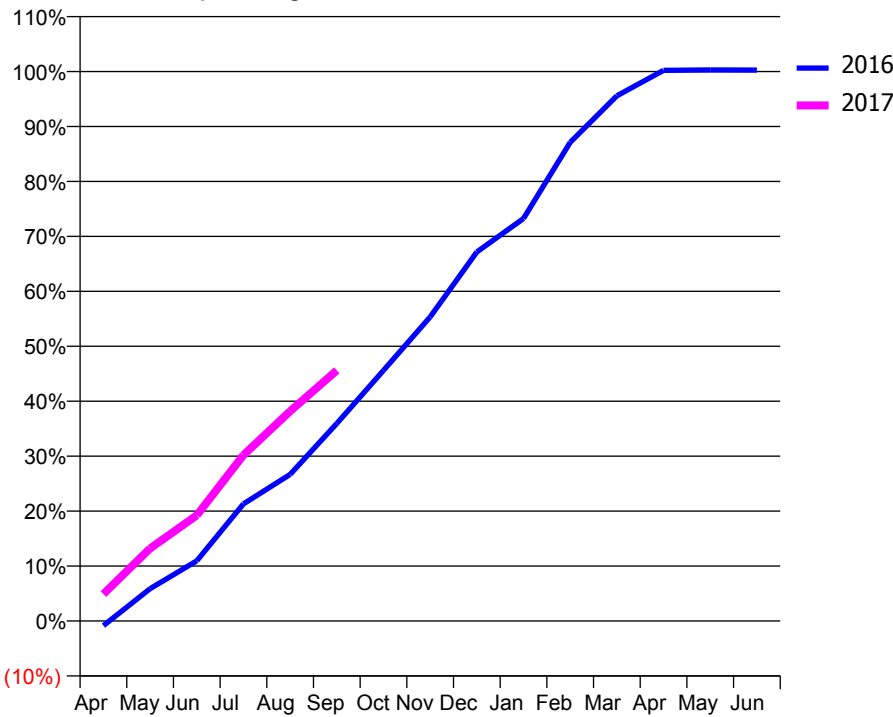
ACCESS*

Patients seen in 24 months	Total	Change since previous quarter
Quarter ending September 2015	4,733	
Quarter ending December 2015	4,867	↑
Quarter ending March 2016	4,923	→
Quarter ending June 2016	4,961	→
Quarter ending September 2016	5,008	→
Variance since September 2015	5.8%	↑



ACTIVITY

Cumulative percentage of contracted UDA delivered 2016 & 2017



Month	Adjusted Scheduled Activity (UDA)	
	2016	2017
April	-100	563
May	672	1,512
June	1,253	2,197
July	2,438	3,451
August	3,050	4,366
September	4,110	5,213
October	5,215	
November	6,327	
December	7,679	
January	8,375	
February	9,957	
March	10,925	
April	11,457	
May	11,465	
June	11,462	

QUALITY

	Quantity	Base Number	Contract	AT	Region	England
% of FP17s for the same patient ID Re-attending within 3 months - Children	80	1,056	7.6%	11.4%	12.0%	12.4%
% of FP17s for the same patient ID Re-attending within 3 months - Adults	298	2,376	12.5%	14.8%	15.9%	16.7%
% of FP17s for the same patient ID Re-attending between 3 & 9 months - Children	652	1,056	61.7%	55.6%	58.6%	57.4%
% of FP17s for the same patient ID Re-attending between 3 & 9 months - Adults	1,233	2,376	51.9%	48.1%	51.6%	50.5%
% of FP17s for Band 1 Urgent Courses	260	3,144	8.3%	8.3%	8.0%	9.1%
% of FP17s Relating to Free Repair or Replacements	34	3,144	1.1%	0.7%	0.8%	0.8%
% of FP17s Relating to Continuations	7	3,144	0.2%	1.0%	1.3%	1.3%
% of Patients satisfied with the dentistry they have received	3	3	N/A	94.0%	93.1%	93.2%
% of Patients satisfied with the time they had to wait for an appointment	3	3	N/A	87.5%	89.1%	89.0%

* This is based on patients treated on this contract for their most recent course of treatment. Figures in italics indicate the base number of FP17s or Patient Questionnaire responses are less than 100. N/A is shown where the base number of responses is less than 10 during the period. % is calculated as Quantity/Base number*100

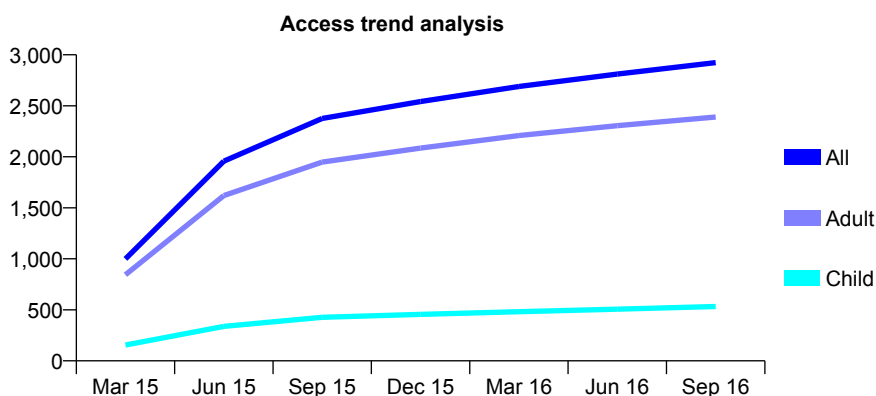
Q58 - Vital Signs At a Glance Contract Report for 192961/0002 - September 2016

Name or company name	Mrs P Hadj-Bagheri, Mr M Eyrumlu and Mr
Contract type name	GDS Contract
Purpose of contract	General
Contract start date	01/12/2014
Contract end date	

16/17 Contracted general activity (UDA)	9,743
Carry forward general activity (UDA)	0
16/17 Contracted orthodontic activity (UOA)	0
Carry forward orthodontic activity (UOA)	0
Baseline contract value	£232,340.56

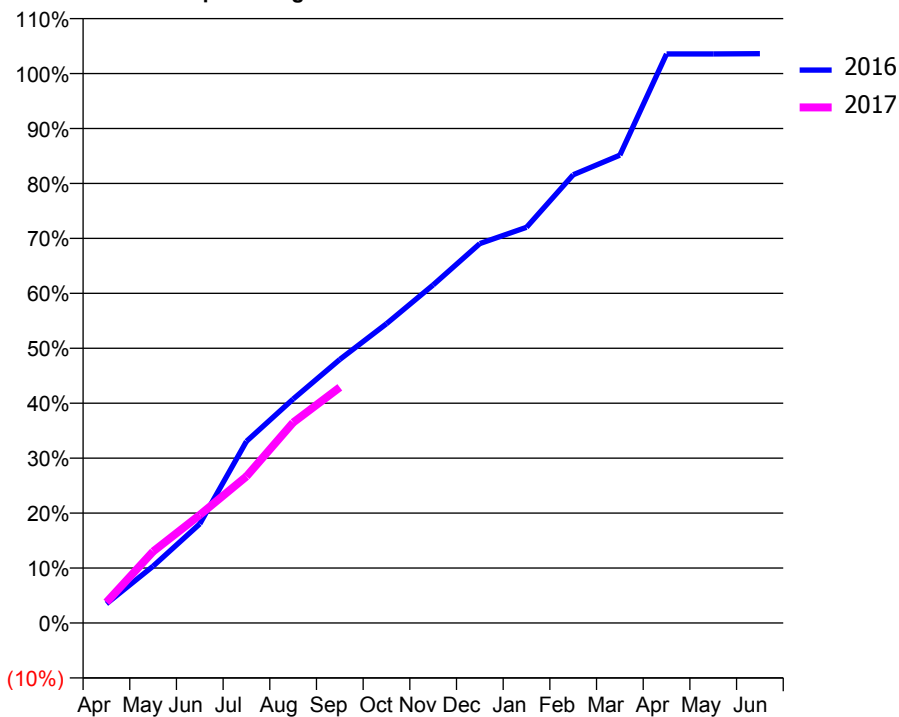
ACCESS*

Patients seen in 24 months	Total	Change since previous quarter
Quarter ending September 2015	2,376	
Quarter ending December 2015	2,542	↑
Quarter ending March 2016	2,690	↑
Quarter ending June 2016	2,811	↑
Quarter ending September 2016	2,923	↑
Variance since September 2015	23.0%	↑



ACTIVITY

Cumulative percentage of contracted UDA delivered 2016 & 2017



Month	Adjusted Scheduled Activity (UDA)	
	2016	2017
April	341	367
May	1,008	1,268
June	1,758	1,917
July	3,222	2,599
August	3,970	3,555
September	4,674	4,180
October	5,307	
November	5,996	
December	6,728	
January	7,015	
February	7,948	
March	8,296	
April	10,091	
May	10,091	
June	10,094	

QUALITY

	Quantity	Base Number	Contract	AT	Region	England
% of FP17s for the same patient ID Re-attending within 3 months - Children	33	535	6.2%	11.4%	12.0%	12.4%
% of FP17s for the same patient ID Re-attending within 3 months - Adults	322	2,313	13.9%	14.8%	15.9%	16.7%
% of FP17s for the same patient ID Re-attending between 3 & 9 months - Children	279	535	52.1%	55.6%	58.6%	57.4%
% of FP17s for the same patient ID Re-attending between 3 & 9 months - Adults	1,356	2,313	58.6%	48.1%	51.6%	50.5%
% of FP17s for Band 1 Urgent Courses	158	2,084	7.6%	8.3%	8.0%	9.1%
% of FP17s Relating to Free Repair or Replacements	46	2,084	2.2%	0.7%	0.8%	0.8%
% of FP17s Relating to Continuations	34	2,084	1.6%	1.0%	1.3%	1.3%
% of Patients satisfied with the dentistry they have received	4	4	N/A	94.0%	93.1%	93.2%
% of Patients satisfied with the time they had to wait for an appointment	3	4	N/A	87.5%	89.1%	89.0%

* This is based on patients treated on this contract for their most recent course of treatment. Figures in italics indicate the base number of FP17s or Patient Questionnaire responses are less than 100. N/A is shown where the base number of responses is less than 10 during the period. % is calculated as Quantity/Base number*100

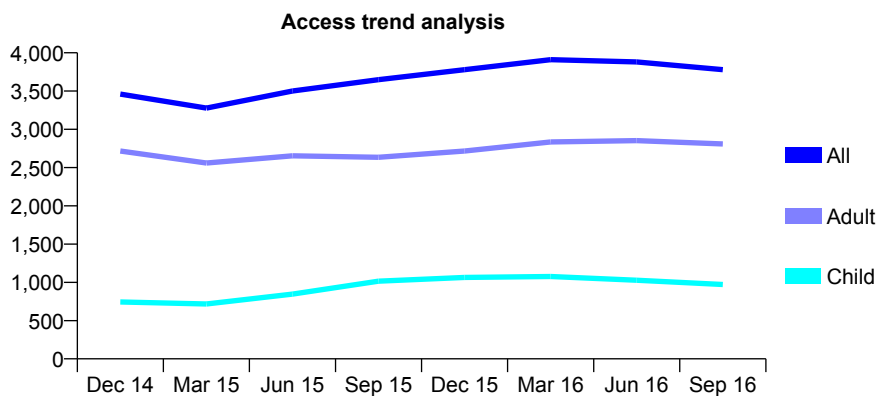
Q58 - Vital Signs At a Glance Contract Report for 193534/0001 - September 2016

Name or company name	Community Dental Services CIC
Contract type name	PDS Contract
Purpose of contract	General
Contract start date	01/04/2011
Contract end date	31/03/2021

16/17 Contracted general activity (UDA)	13,170
Carry forward general activity (UDA)	0
16/17 Contracted orthodontic activity (UOA)	0
Carry forward orthodontic activity (UOA)	0
Baseline contract value	£360,353.91

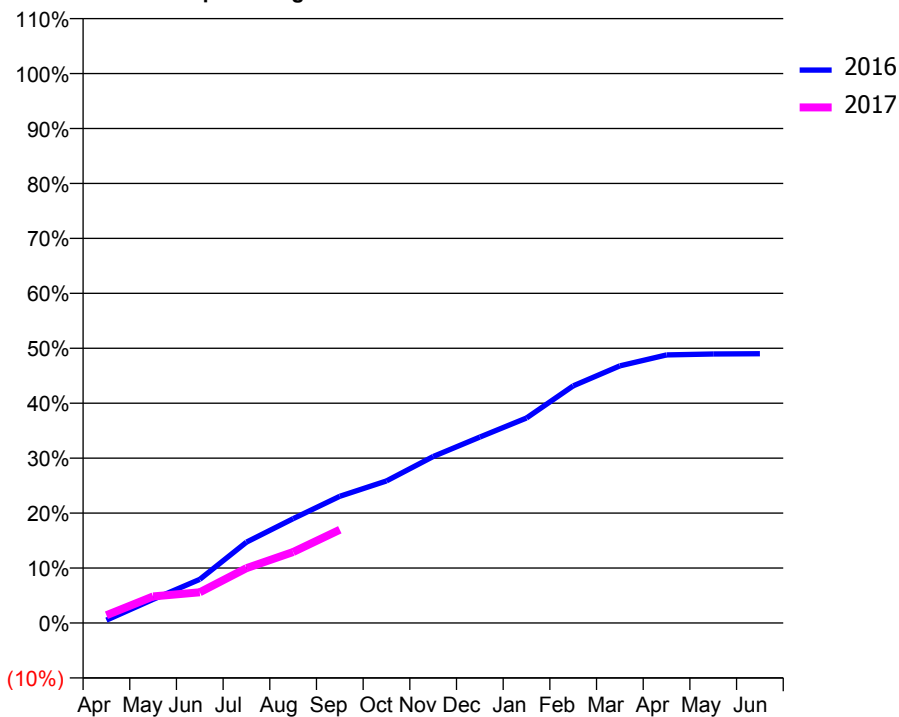
ACCESS*

Patients seen in 24 months	Total	Change since previous quarter
Quarter ending September 2015	3,649	
Quarter ending December 2015	3,780	↑
Quarter ending March 2016	3,911	↑
Quarter ending June 2016	3,880	→
Quarter ending September 2016	3,780	↓
Variance since September 2015	3.6%	↑



ACTIVITY

Cumulative percentage of contracted UDA delivered 2016 & 2017



Month	Adjusted Scheduled Activity (UDA)	
	2016	2017
April	69	186
May	568	636
June	1,048	738
July	1,939	1,316
August	2,499	1,701
September	3,038	2,235
October	3,404	
November	3,991	
December	4,457	
January	4,912	
February	5,683	
March	6,164	
April	6,426	
May	6,447	
June	6,454	

QUALITY

	Quantity	Base Number	Contract	AT	Region	England
% of FP17s for the same patient ID Re-attending within 3 months - Children	38	553	6.9%	11.4%	12.0%	12.4%
% of FP17s for the same patient ID Re-attending within 3 months - Adults	130	1,265	10.3%	14.8%	15.9%	16.7%
% of FP17s for the same patient ID Re-attending between 3 & 9 months - Children	210	553	38.0%	55.6%	58.6%	57.4%
% of FP17s for the same patient ID Re-attending between 3 & 9 months - Adults	381	1,265	30.1%	48.1%	51.6%	50.5%
% of FP17s for Band 1 Urgent Courses	316	1,154	27.4%	8.3%	8.0%	9.1%
% of FP17s Relating to Free Repair or Replacements	4	1,154	0.3%	0.7%	0.8%	0.8%
% of FP17s Relating to Continuations	5	1,154	0.4%	1.0%	1.3%	1.3%
% of Patients satisfied with the dentistry they have received	2	2	N/A	94.0%	93.1%	93.2%
% of Patients satisfied with the time they had to wait for an appointment	1	2	N/A	87.5%	89.1%	89.0%

* This is based on patients treated on this contract for their most recent course of treatment. Figures in italics indicate the base number of FP17s or Patient Questionnaire responses are less than 100. N/A is shown where the base number of responses is less than 10 during the period. % is calculated as Quantity/Base number*100

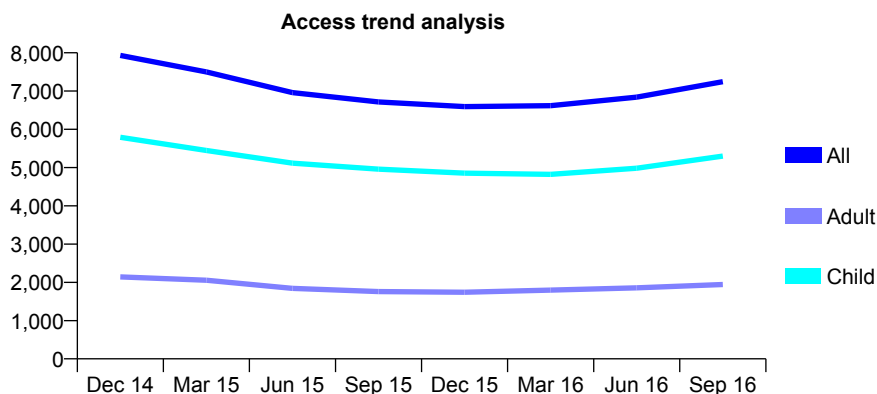
Q58 - Vital Signs At a Glance Contract Report for 193534/0002 - September 2016

Name or company name	Community Dental Services CIC
Contract type name	PDS Contract
Purpose of contract	General
Contract start date	01/04/2011
Contract end date	31/03/2021

16/17 Contracted general activity (UDA)	18,917
Carry forward general activity (UDA)	0
16/17 Contracted orthodontic activity (UOA)	0
Carry forward orthodontic activity (UOA)	0
Baseline contract value	£2,329,085.89

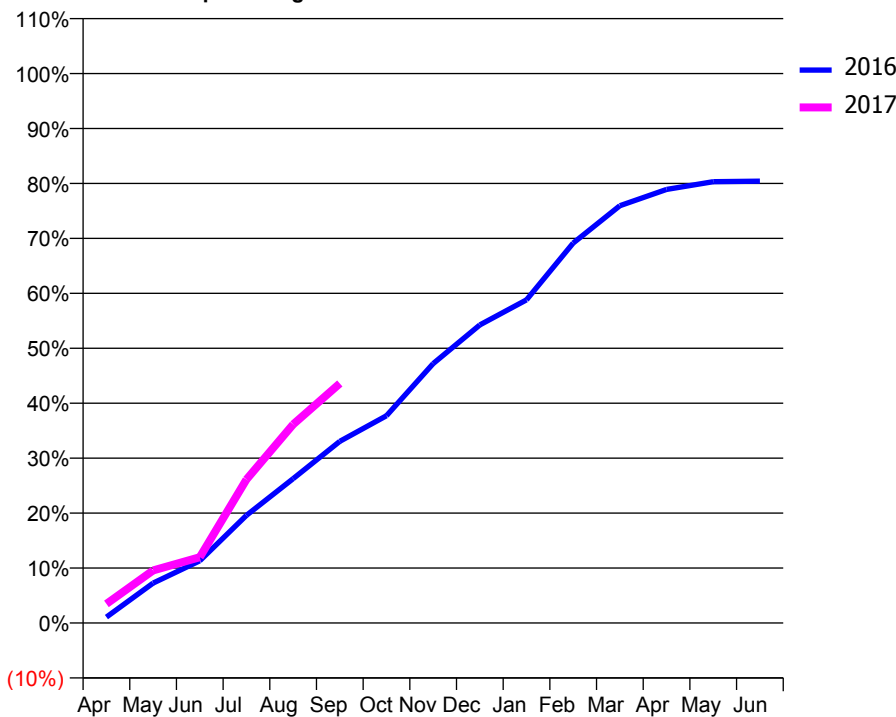
ACCESS*

Patients seen in 24 months	Total	Change since previous quarter
Quarter ending September 2015	6,716	
Quarter ending December 2015	6,594	↓
Quarter ending March 2016	6,619	→
Quarter ending June 2016	6,840	↑
Quarter ending September 2016	7,246	↑
Variance since September 2015	7.9%	↑



ACTIVITY

Cumulative percentage of contracted UDA delivered 2016 & 2017



Month	Adjusted Scheduled Activity (UDA)	
	2016	2017
April	205	657
May	1,374	1,811
June	2,140	2,268
July	3,707	4,943
August	4,971	6,836
September	6,254	8,247
October	7,136	
November	8,930	
December	10,263	
January	11,123	
February	13,082	
March	14,367	
April	14,928	
May	15,193	
June	15,210	

QUALITY

	Quantity	Base Number	Contract	AT	Region	England
% of FP17s for the same patient ID Re-attending within 3 months - Children	292	4,329	6.7%	11.4%	12.0%	12.4%
% of FP17s for the same patient ID Re-attending within 3 months - Adults	128	1,271	10.1%	14.8%	15.9%	16.7%
% of FP17s for the same patient ID Re-attending between 3 & 9 months - Children	1,541	4,329	35.6%	55.6%	58.6%	57.4%
% of FP17s for the same patient ID Re-attending between 3 & 9 months - Adults	307	1,271	24.2%	48.1%	51.6%	50.5%
% of FP17s for Band 1 Urgent Courses	251	4,812	5.2%	8.3%	8.0%	9.1%
% of FP17s Relating to Free Repair or Replacements	1	4,812	0.0%	0.7%	0.8%	0.8%
% of FP17s Relating to Continuations	92	4,812	1.9%	1.0%	1.3%	1.3%
% of Patients satisfied with the dentistry they have received	1	1	N/A	94.0%	93.1%	93.2%
% of Patients satisfied with the time they had to wait for an appointment	0	1	N/A	87.5%	89.1%	89.0%

* This is based on patients treated on this contract for their most recent course of treatment. Figures in italics indicate the base number of FP17s or Patient Questionnaire responses are less than 100. N/A is shown where the base number of responses is less than 10 during the period. % is calculated as Quantity/Base number*100

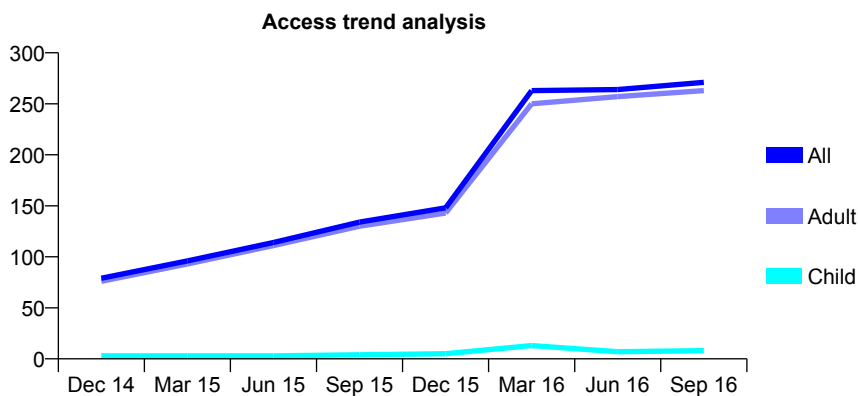
Q58 - Vital Signs At a Glance Contract Report for 193534/0003 - September 2016

Name or company name	Community Dental Services CIC
Contract type name	PDS Contract
Purpose of contract	General
Contract start date	01/04/2011
Contract end date	31/03/2021

16/17 Contracted general activity (UDA)	1,090
Carry forward general activity (UDA)	0
16/17 Contracted orthodontic activity (UOA)	0
Carry forward orthodontic activity (UOA)	0
Baseline contract value	£146,451.06

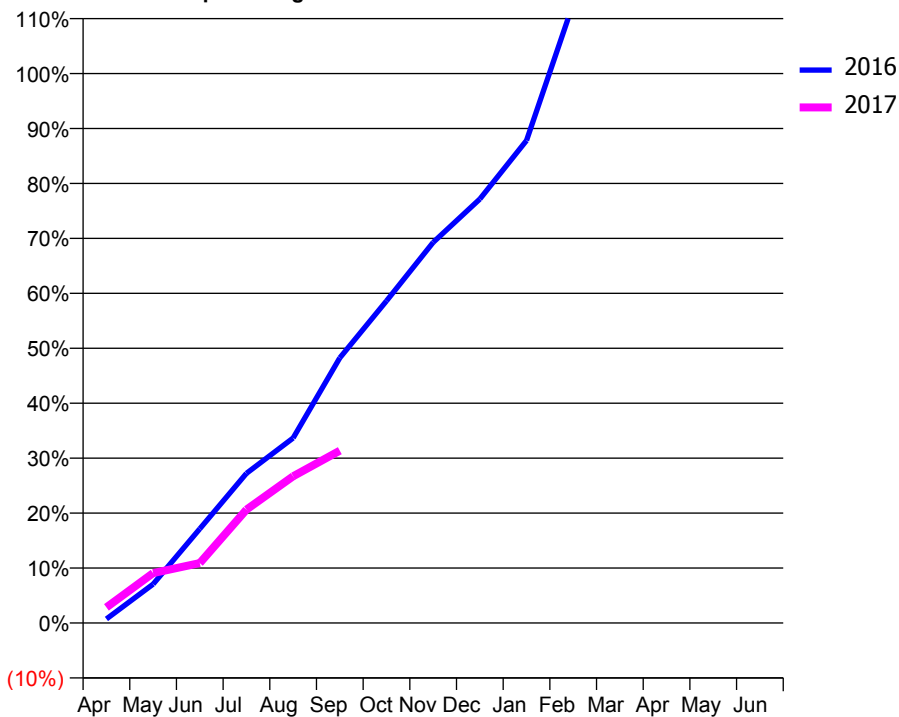
ACCESS*

Patients seen in 24 months	Total	Change since previous quarter
Quarter ending September 2015	134	
Quarter ending December 2015	148	↑
Quarter ending March 2016	263	↑
Quarter ending June 2016	264	→
Quarter ending September 2016	271	↑
Variance since September 2015	102.2%	↑



ACTIVITY

Cumulative percentage of contracted UDA delivered 2016 & 2017



Month	Adjusted Scheduled Activity (UDA)	
	2016	2017
April	8	31
May	77	99
June	187	119
July	297	225
August	367	291
September	526	342
October	639	
November	755	
December	841	
January	957	
February	1,228	
March	1,367	
April	1,521	
May	1,521	
June	1,521	

QUALITY

	Quantity	Base Number	Contract	AT	Region	England
% of FP17s for the same patient ID Re-attending within 3 months - Children	0	12	0.0%	11.4%	12.0%	12.4%
% of FP17s for the same patient ID Re-attending within 3 months - Adults	8	218	3.7%	14.8%	15.9%	16.7%
% of FP17s for the same patient ID Re-attending between 3 & 9 months - Children	1	12	8.3%	55.6%	58.6%	57.4%
% of FP17s for the same patient ID Re-attending between 3 & 9 months - Adults	1	218	0.5%	48.1%	51.6%	50.5%
% of FP17s for Band 1 Urgent Courses	0	152	0.0%	8.3%	8.0%	9.1%
% of FP17s Relating to Free Repair or Replacements	0	152	0.0%	0.7%	0.8%	0.8%
% of FP17s Relating to Continuations	1	152	0.7%	1.0%	1.3%	1.3%
% of Patients satisfied with the dentistry they have received	0	0	N/A	94.0%	93.1%	93.2%
% of Patients satisfied with the time they had to wait for an appointment	0	0	N/A	87.5%	89.1%	89.0%

* This is based on patients treated on this contract for their most recent course of treatment. Figures in italics indicate the base number of FP17s or Patient Questionnaire responses are less than 100. N/A is shown where the base number of responses is less than 10 during the period. % is calculated as Quantity/Base number*100

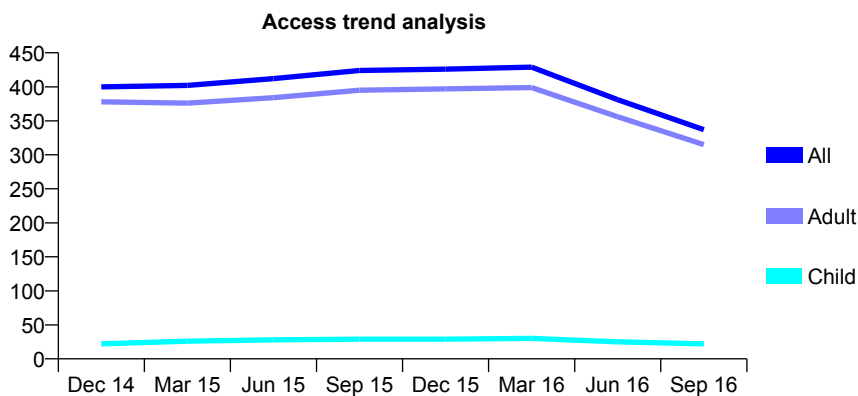
Q58 - Vital Signs At a Glance Contract Report for 193534/0004 - September 2016

Name or company name	Community Dental Services CIC
Contract type name	PDS Contract
Purpose of contract	General
Contract start date	01/04/2011
Contract end date	31/03/2021

16/17 Contracted general activity (UDA)	740
Carry forward general activity (UDA)	0
16/17 Contracted orthodontic activity (UOA)	0
Carry forward orthodontic activity (UOA)	0
Baseline contract value	£79,601.99

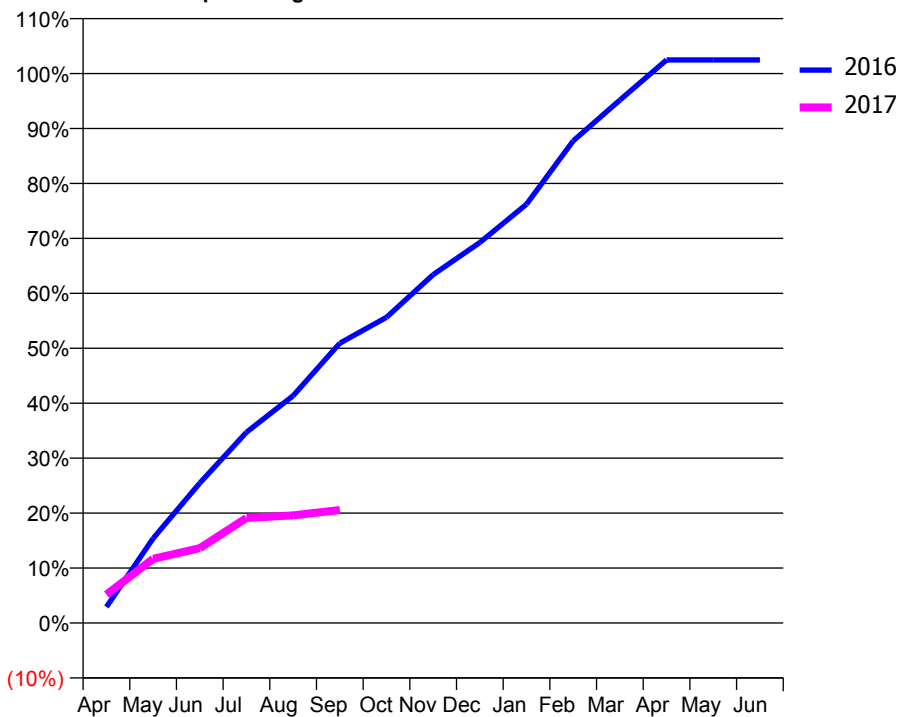
ACCESS*

Patients seen in 24 months	Total	Change since previous quarter
Quarter ending September 2015	424	
Quarter ending December 2015	426	→
Quarter ending March 2016	429	→
Quarter ending June 2016	381	↓
Quarter ending September 2016	337	↓
Variance since September 2015	(20.5%)	↓



ACTIVITY

Cumulative percentage of contracted UDA delivered 2016 & 2017



Adjusted Scheduled Activity (UDA)

Month	2016	2017
April	22	38
May	114	86
June	188	101
July	257	141
August	306	145
September	377	152
October	412	
November	469	
December	512	
January	564	
February	649	
March	704	
April	758	
May	758	
June	758	

QUALITY

	Quantity	Base Number	Contract	AT	Region	England
% of FP17s for the same patient ID Re-attending within 3 months - Children	0	12	0.0%	11.4%	12.0%	12.4%
% of FP17s for the same patient ID Re-attending within 3 months - Adults	1	165	0.6%	14.8%	15.9%	16.7%
% of FP17s for the same patient ID Re-attending between 3 & 9 months - Children	0	12	0.0%	55.6%	58.6%	57.4%
% of FP17s for the same patient ID Re-attending between 3 & 9 months - Adults	0	165	0.0%	48.1%	51.6%	50.5%
% of FP17s for Band 1 Urgent Courses	126	128	98.4%	8.3%	8.0%	9.1%
% of FP17s Relating to Free Repair or Replacements	0	128	0.0%	0.7%	0.8%	0.8%
% of FP17s Relating to Continuations	0	128	0.0%	1.0%	1.3%	1.3%
% of Patients satisfied with the dentistry they have received	0	0	N/A	94.0%	93.1%	93.2%
% of Patients satisfied with the time they had to wait for an appointment	0	0	N/A	87.5%	89.1%	89.0%

* This is based on patients treated on this contract for their most recent course of treatment. Figures in italics indicate the base number of FP17s or Patient Questionnaire responses are less than 100. N/A is shown where the base number of responses is less than 10 during the period. % is calculated as Quantity/Base number*100

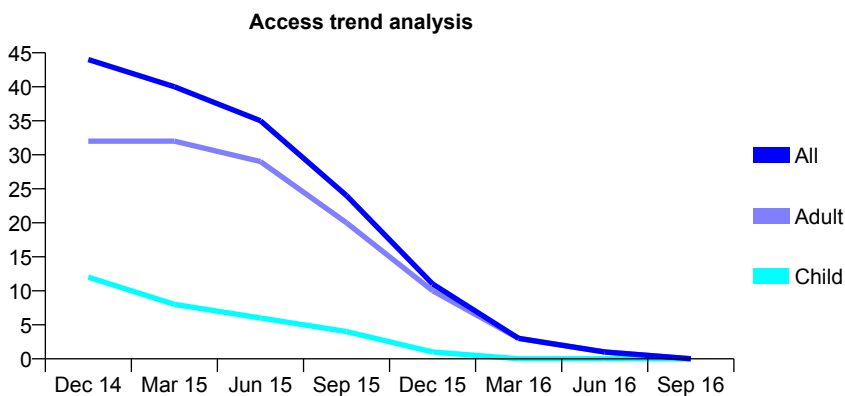
Q58 - Vital Signs At a Glance Contract Report for 193534/0010 - September 2016

Name or company name	Community Dental Services CIC
Contract type name	PDS Contract
Purpose of contract	General
Contract start date	01/04/2012
Contract end date	

16/17 Contracted general activity (UDA)	2,700
Carry forward general activity (UDA)	0
16/17 Contracted orthodontic activity (UOA)	0
Carry forward orthodontic activity (UOA)	0
Baseline contract value	£373,255.81

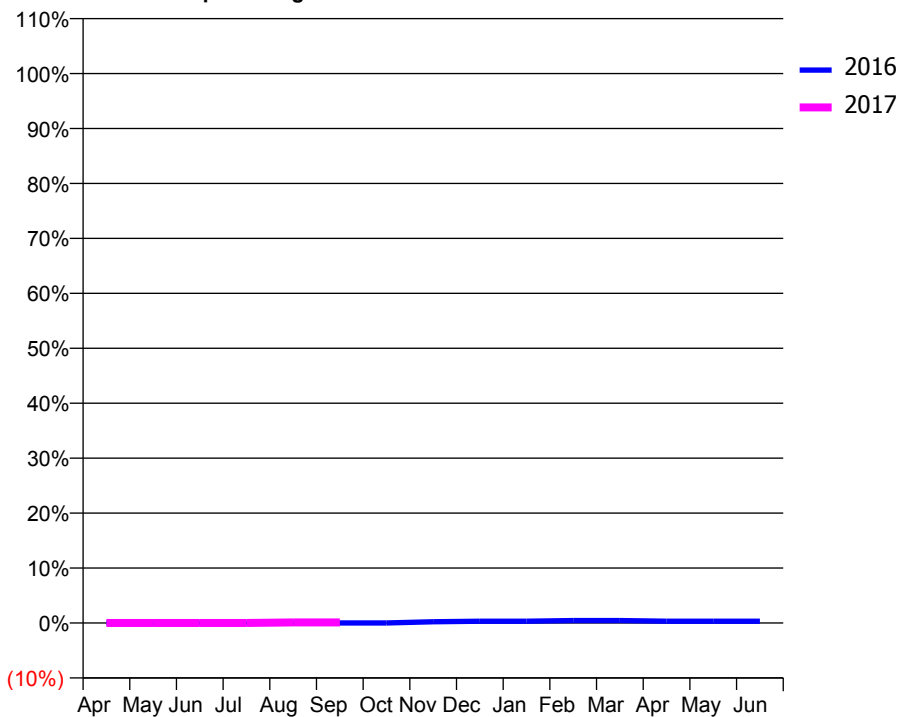
ACCESS*

Patients seen in 24 months	Total	Change since previous quarter
Quarter ending September 2015	24	
Quarter ending December 2015	11	↓
Quarter ending March 2016	3	↓
Quarter ending June 2016	1	↓
Quarter ending September 2016	0	
Variance since September 2015	N/A	



ACTIVITY

Cumulative percentage of contracted UDA delivered 2016 & 2017



Month	Adjusted Scheduled Activity (UDA)	
	2016	2017
April	0	0
May	0	0
June	0	0
July	0	0
August	0	3
September	0	3
October	0	
November	6	
December	9	
January	9	
February	12	
March	12	
April	9	
May	9	
June	9	

QUALITY

	Quantity	Base Number	Contract	AT	Region	England
% of FP17s for the same patient ID Re-attending within 3 months - Children	0	0	N/A	11.4%	12.0%	12.4%
% of FP17s for the same patient ID Re-attending within 3 months - Adults	0	1	0.0%	14.8%	15.9%	16.7%
% of FP17s for the same patient ID Re-attending between 3 & 9 months - Children	0	0	N/A	55.6%	58.6%	57.4%
% of FP17s for the same patient ID Re-attending between 3 & 9 months - Adults	0	1	0.0%	48.1%	51.6%	50.5%
% of FP17s for Band 1 Urgent Courses	0	1	0.0%	8.3%	8.0%	9.1%
% of FP17s Relating to Free Repair or Replacements	0	1	0.0%	0.7%	0.8%	0.8%
% of FP17s Relating to Continuations	0	1	0.0%	1.0%	1.3%	1.3%
% of Patients satisfied with the dentistry they have received	0	0	N/A	94.0%	93.1%	93.2%
% of Patients satisfied with the time they had to wait for an appointment	0	0	N/A	87.5%	89.1%	89.0%

* This is based on patients treated on this contract for their most recent course of treatment. Figures in italics indicate the base number of FP17s or Patient Questionnaire responses are less than 100. N/A is shown where the base number of responses is less than 10 during the period. % is calculated as Quantity/Base number*100

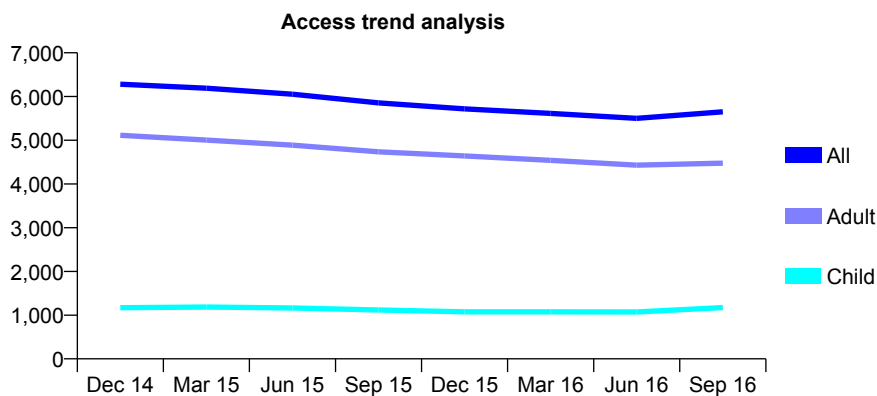
Q58 - Vital Signs At a Glance Contract Report for 196630/0001 - September 2016

Name or company name	Cedar Road Dental Practice
Contract type name	GDS Contract
Purpose of contract	General
Contract start date	01/04/2006
Contract end date	

16/17 Contracted general activity (UDA)	14,190
Carry forward general activity (UDA)	0
16/17 Contracted orthodontic activity (UOA)	0
Carry forward orthodontic activity (UOA)	0
Baseline contract value	£374,143.73

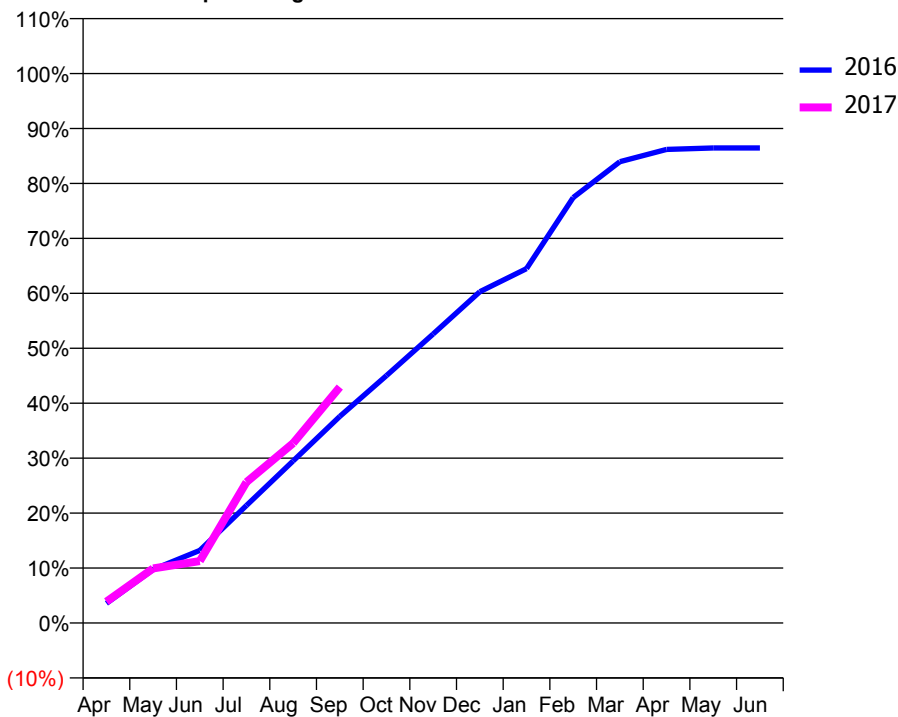
ACCESS*

Patients seen in 24 months	Total	Change since previous quarter
Quarter ending September 2015	5,854	
Quarter ending December 2015	5,716	↓
Quarter ending March 2016	5,615	↓
Quarter ending June 2016	5,501	↓
Quarter ending September 2016	5,651	↑
Variance since September 2015	(3.5%)	↓



ACTIVITY

Cumulative percentage of contracted UDA delivered 2016 & 2017



Adjusted Scheduled Activity (UDA)

Month	2016	2017
April	506	552
May	1,384	1,409
June	1,875	1,600
July	3,035	3,637
August	4,186	4,643
September	5,337	6,095
October	6,388	
November	7,464	
December	8,554	
January	9,150	
February	10,988	
March	11,913	
April	12,228	
May	12,269	
June	12,269	

QUALITY

	Quantity	Base Number	Contract	AT	Region	England
% of FP17s for the same patient ID Re-attending within 3 months - Children	53	900	5.9%	11.4%	12.0%	12.4%
% of FP17s for the same patient ID Re-attending within 3 months - Adults	418	3,262	12.8%	14.8%	15.9%	16.7%
% of FP17s for the same patient ID Re-attending between 3 & 9 months - Children	469	900	52.1%	55.6%	58.6%	57.4%
% of FP17s for the same patient ID Re-attending between 3 & 9 months - Adults	1,847	3,262	56.6%	48.1%	51.6%	50.5%
% of FP17s for Band 1 Urgent Courses	214	3,308	6.5%	8.3%	8.0%	9.1%
% of FP17s Relating to Free Repair or Replacements	49	3,308	1.5%	0.7%	0.8%	0.8%
% of FP17s Relating to Continuations	25	3,308	0.8%	1.0%	1.3%	1.3%
% of Patients satisfied with the dentistry they have received	4	4	N/A	94.0%	93.1%	93.2%
% of Patients satisfied with the time they had to wait for an appointment	4	4	N/A	87.5%	89.1%	89.0%

* This is based on patients treated on this contract for their most recent course of treatment. Figures in italics indicate the base number of FP17s or Patient Questionnaire responses are less than 100. N/A is shown where the base number of responses is less than 10 during the period. % is calculated as Quantity/Base number*100

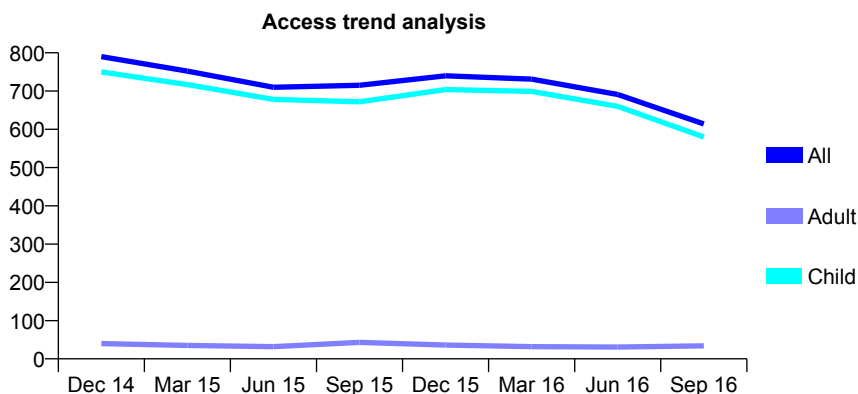
Q58 - Vital Signs At a Glance Contract Report for 196630/0003 - September 2016

Name or company name	Cedar Road Dental Practice
Contract type name	GDS Contract
Purpose of contract	General
Contract start date	01/04/2006
Contract end date	

16/17 Contracted general activity (UDA)	2,250
Carry forward general activity (UDA)	0
16/17 Contracted orthodontic activity (UOA)	0
Carry forward orthodontic activity (UOA)	0
Baseline contract value	£82,195.70

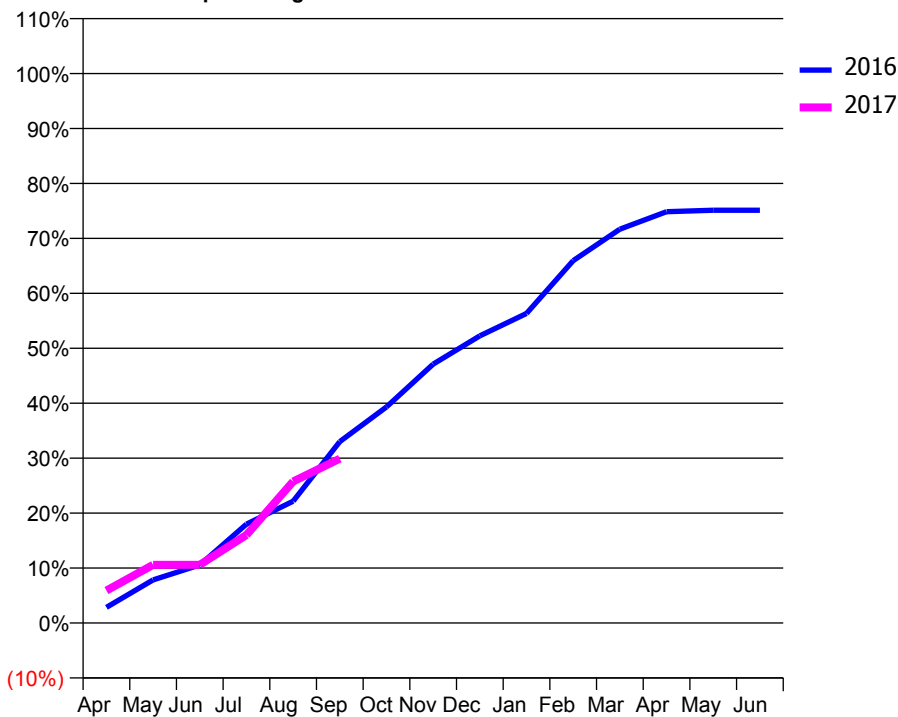
ACCESS*

Patients seen in 24 months	Total	Change since previous quarter
Quarter ending September 2015	715	
Quarter ending December 2015	740	↑
Quarter ending March 2016	731	↓
Quarter ending June 2016	691	↓
Quarter ending September 2016	614	↓
Variance since September 2015	(14.1%)	↓



ACTIVITY

Cumulative percentage of contracted UDA delivered 2016 & 2017



Month	Adjusted Scheduled Activity (UDA)	
	2016	2017
April	64	133
May	176	238
June	238	238
July	405	361
August	499	580
September	743	673
October	885	
November	1,060	
December	1,176	
January	1,268	
February	1,484	
March	1,612	
April	1,684	
May	1,690	
June	1,690	

QUALITY

	Quantity	Base Number	Contract	AT	Region	England
% of FP17s for the same patient ID Re-attending within 3 months - Children	33	517	6.4%	11.4%	12.0%	12.4%
% of FP17s for the same patient ID Re-attending within 3 months - Adults	0	0	N/A	14.8%	15.9%	16.7%
% of FP17s for the same patient ID Re-attending between 3 & 9 months - Children	360	517	69.6%	55.6%	58.6%	57.4%
% of FP17s for the same patient ID Re-attending between 3 & 9 months - Adults	0	0	N/A	48.1%	51.6%	50.5%
% of FP17s for Band 1 Urgent Courses	4	455	0.9%	8.3%	8.0%	9.1%
% of FP17s Relating to Free Repair or Replacements	0	455	0.0%	0.7%	0.8%	0.8%
% of FP17s Relating to Continuations	0	455	0.0%	1.0%	1.3%	1.3%
% of Patients satisfied with the dentistry they have received	0	0	N/A	94.0%	93.1%	93.2%
% of Patients satisfied with the time they had to wait for an appointment	0	0	N/A	87.5%	89.1%	89.0%

* This is based on patients treated on this contract for their most recent course of treatment. Figures in italics indicate the base number of FP17s or Patient Questionnaire responses are less than 100. N/A is shown where the base number of responses is less than 10 during the period. % is calculated as Quantity/Base number*100

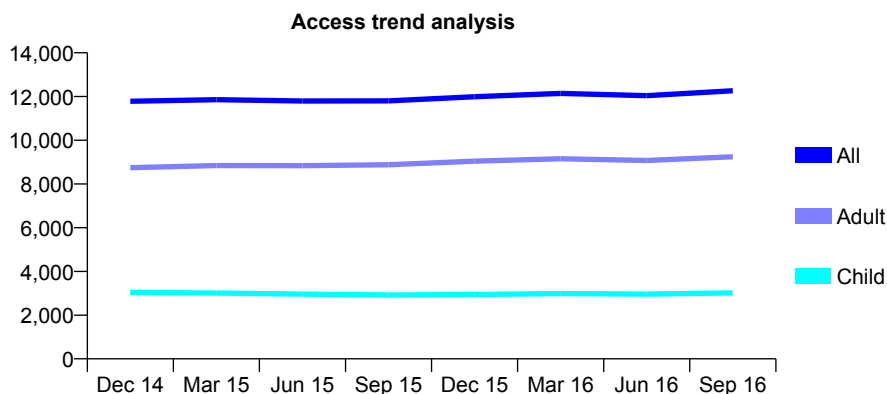
Q58 - Vital Signs At a Glance Contract Report for 197874/0001 - September 2016

Name or company name	Oradi Ltd
Contract type name	Pilot Contract
Purpose of contract	General and Orthodontic
Contract start date	01/04/2008
Contract end date	

16/17 Contracted general activity (UDA)	47,659
Carry forward general activity (UDA)	0
16/17 Contracted orthodontic activity (UOA)	1,768
Carry forward orthodontic activity (UOA)	0
Baseline contract value	£1,391,200.28

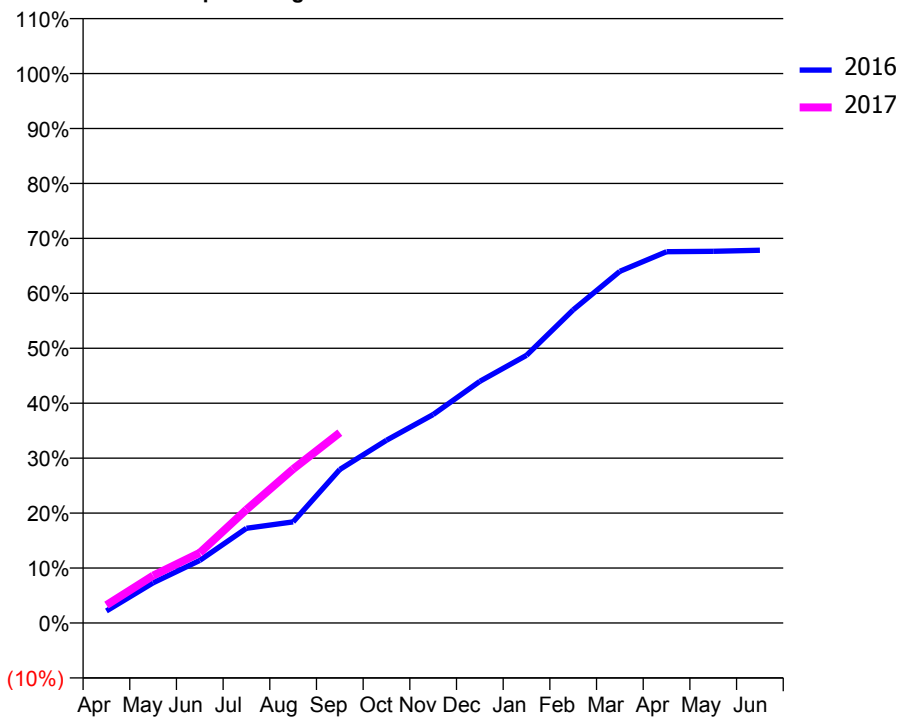
ACCESS*

Patients seen in 24 months	Total	Change since previous quarter
Quarter ending September 2015	11,798	
Quarter ending December 2015	11,991	→
Quarter ending March 2016	12,142	→
Quarter ending June 2016	12,037	→
Quarter ending September 2016	12,264	→
Variance since September 2015	3.9%	↑



ACTIVITY

Cumulative percentage of contracted UDA delivered 2016 & 2017



Month	Adjusted Scheduled Activity (UDA)	
	2016	2017
April	1,047	1,551
May	3,489	4,107
June	5,426	6,084
July	8,220	9,840
August	8,772	13,355
September	13,318	16,507
October	15,846	
November	18,085	
December	20,960	
January	23,215	
February	27,157	
March	30,507	
April	32,201	
May	32,239	
June	32,328	

QUALITY

	Quantity	Base Number	Contract	AT	Region	England
% of FP17s for the same patient ID Re-attending within 3 months - Children	240	2,554	9.4%	11.4%	12.0%	12.4%
% of FP17s for the same patient ID Re-attending within 3 months - Adults	989	6,915	14.3%	14.8%	15.9%	16.7%
% of FP17s for the same patient ID Re-attending between 3 & 9 months - Children	1,637	2,554	64.1%	55.6%	58.6%	57.4%
% of FP17s for the same patient ID Re-attending between 3 & 9 months - Adults	4,133	6,915	59.8%	48.1%	51.6%	50.5%
% of FP17s for Band 1 Urgent Courses	380	8,428	4.5%	8.3%	8.0%	9.1%
% of FP17s Relating to Free Repair or Replacements	89	8,428	1.1%	0.7%	0.8%	0.8%
% of FP17s Relating to Continuations	102	8,428	1.2%	1.0%	1.3%	1.3%
% of Patients satisfied with the dentistry they have received	5	6	N/A	94.0%	93.1%	93.2%
% of Patients satisfied with the time they had to wait for an appointment	5	6	N/A	87.5%	89.1%	89.0%

* This is based on patients treated on this contract for their most recent course of treatment. Figures in italics indicate the base number of FP17s or Patient Questionnaire responses are less than 100. N/A is shown where the base number of responses is less than 10 during the period. % is calculated as Quantity/Base number*100

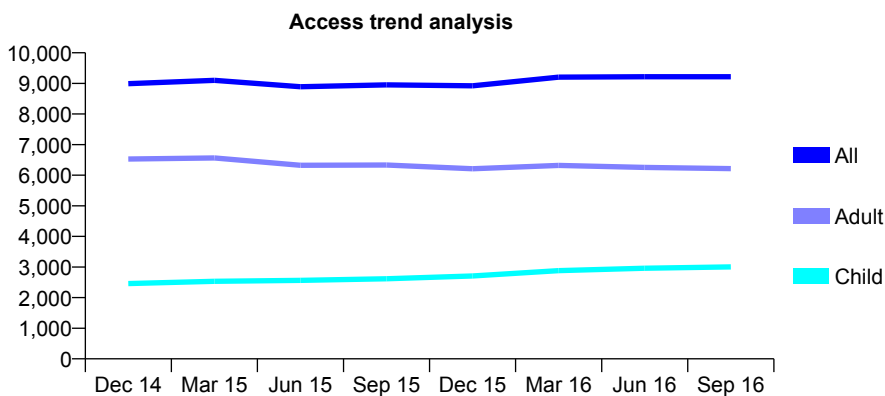
Q58 - Vital Signs At a Glance Contract Report for 198900/0001 - September 2016

Name or company name	MARAH Limited
Contract type name	GDS Contract
Purpose of contract	General
Contract start date	01/12/2011
Contract end date	

16/17 Contracted general activity (UDA)	21,838
Carry forward general activity (UDA)	0
16/17 Contracted orthodontic activity (UOA)	0
Carry forward orthodontic activity (UOA)	0
Baseline contract value	£609,069.56

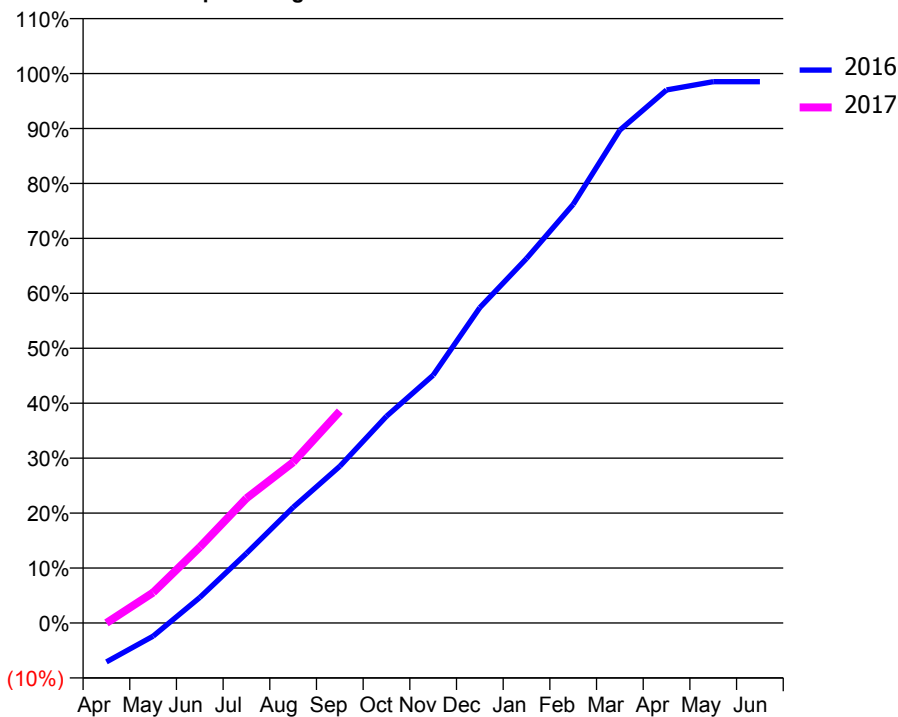
ACCESS*

Patients seen in 24 months	Total	Change since previous quarter
Quarter ending September 2015	8,951	
Quarter ending December 2015	8,921	→
Quarter ending March 2016	9,203	↑
Quarter ending June 2016	9,216	→
Quarter ending September 2016	9,217	→
Variance since September 2015	3.0%	↑



ACTIVITY

Cumulative percentage of contracted UDA delivered 2016 & 2017



Month	Adjusted Scheduled Activity (UDA)	
	2016	2017
April	-1,551	0
May	-525	1,210
June	1,017	3,019
July	2,769	4,956
August	4,597	6,389
September	6,232	8,418
October	8,218	
November	9,849	
December	12,538	
January	14,488	
February	16,638	
March	19,589	
April	21,183	
May	21,511	
June	21,515	

QUALITY

	Quantity	Base Number	Contract	AT	Region	England
% of FP17s for the same patient ID Re-attending within 3 months - Children	190	2,209	8.6%	11.4%	12.0%	12.4%
% of FP17s for the same patient ID Re-attending within 3 months - Adults	466	3,565	13.1%	14.8%	15.9%	16.7%
% of FP17s for the same patient ID Re-attending between 3 & 9 months - Children	1,265	2,209	57.3%	55.6%	58.6%	57.4%
% of FP17s for the same patient ID Re-attending between 3 & 9 months - Adults	1,855	3,565	52.0%	48.1%	51.6%	50.5%
% of FP17s for Band 1 Urgent Courses	257	4,461	5.8%	8.3%	8.0%	9.1%
% of FP17s Relating to Free Repair or Replacements	24	4,461	0.5%	0.7%	0.8%	0.8%
% of FP17s Relating to Continuations	79	4,461	1.8%	1.0%	1.3%	1.3%
% of Patients satisfied with the dentistry they have received	5	5	N/A	94.0%	93.1%	93.2%
% of Patients satisfied with the time they had to wait for an appointment	5	5	N/A	87.5%	89.1%	89.0%

* This is based on patients treated on this contract for their most recent course of treatment. Figures in italics indicate the base number of FP17s or Patient Questionnaire responses are less than 100. N/A is shown where the base number of responses is less than 10 during the period. % is calculated as Quantity/Base number*100

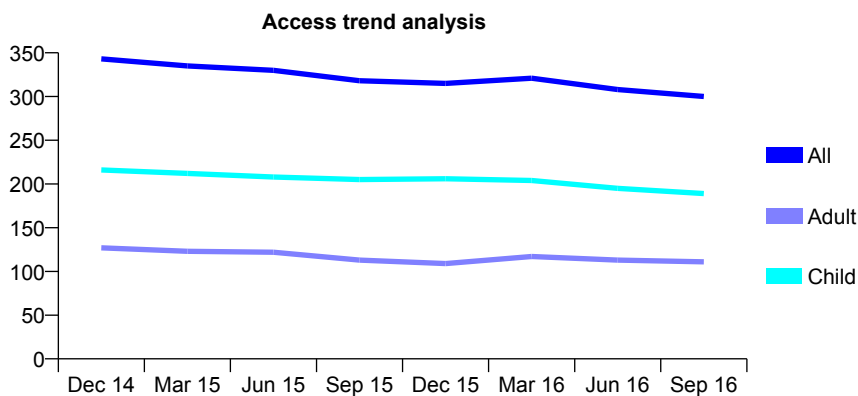
Q58 - Vital Signs At a Glance Contract Report for 201162/0003 - September 2016

Name or company name	MR JG MCKEON
Contract type name	GDS Contract
Purpose of contract	General
Contract start date	01/04/2010
Contract end date	

16/17 Contracted general activity (UDA)	550
Carry forward general activity (UDA)	0
16/17 Contracted orthodontic activity (UOA)	0
Carry forward orthodontic activity (UOA)	0
Baseline contract value	£15,194.87

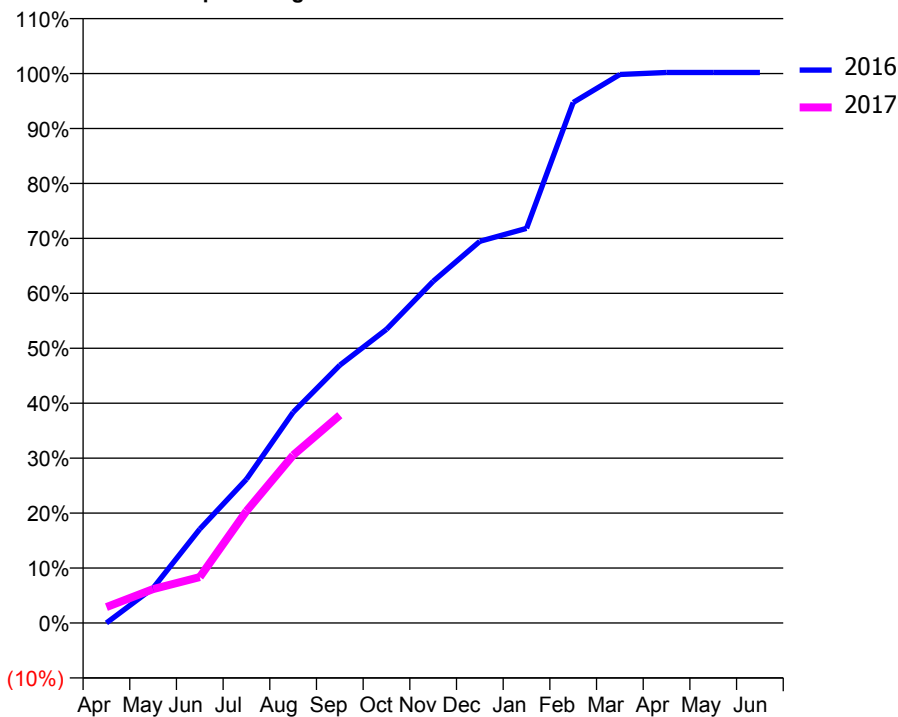
ACCESS*

Patients seen in 24 months	Total	Change since previous quarter
Quarter ending September 2015	318	
Quarter ending December 2015	315	→
Quarter ending March 2016	321	→
Quarter ending June 2016	308	↓
Quarter ending September 2016	300	↓
Variance since September 2015	(5.7%)	↓



ACTIVITY

Cumulative percentage of contracted UDA delivered 2016 & 2017



Adjusted Scheduled Activity (UDA)

Month	2016	2017
April	0	16
May	35	34
June	94	46
July	144	112
August	211	168
September	258	208
October	294	
November	342	
December	382	
January	395	
February	521	
March	549	
April	551	
May	551	
June	551	

QUALITY

	Quantity	Base Number	Contract	AT	Region	England
% of FP17s for the same patient ID Re-attending within 3 months - Children	7	107	6.5%	11.4%	12.0%	12.4%
% of FP17s for the same patient ID Re-attending within 3 months - Adults	3	36	8.3%	14.8%	15.9%	16.7%
% of FP17s for the same patient ID Re-attending between 3 & 9 months - Children	46	107	43.0%	55.6%	58.6%	57.4%
% of FP17s for the same patient ID Re-attending between 3 & 9 months - Adults	12	36	33.3%	48.1%	51.6%	50.5%
% of FP17s for Band 1 Urgent Courses	0	136	0.0%	8.3%	8.0%	9.1%
% of FP17s Relating to Free Repair or Replacements	0	136	0.0%	0.7%	0.8%	0.8%
% of FP17s Relating to Continuations	2	136	1.5%	1.0%	1.3%	1.3%
% of Patients satisfied with the dentistry they have received	0	0	N/A	94.0%	93.1%	93.2%
% of Patients satisfied with the time they had to wait for an appointment	0	0	N/A	87.5%	89.1%	89.0%

* This is based on patients treated on this contract for their most recent course of treatment. Figures in italics indicate the base number of FP17s or Patient Questionnaire responses are less than 100. N/A is shown where the base number of responses is less than 10 during the period. % is calculated as Quantity/Base number*100

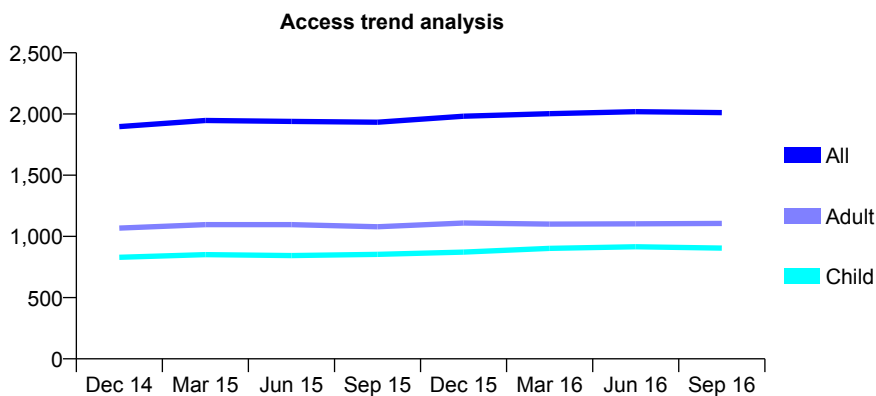
Q58 - Vital Signs At a Glance Contract Report for 207837/0001 - September 2016

Name or company name	MR RK DESAI
Contract type name	GDS Contract
Purpose of contract	General
Contract start date	01/04/2006
Contract end date	

16/17 Contracted general activity (UDA)	4,943
Carry forward general activity (UDA)	0
16/17 Contracted orthodontic activity (UOA)	0
Carry forward orthodontic activity (UOA)	0
Baseline contract value	£156,341.34

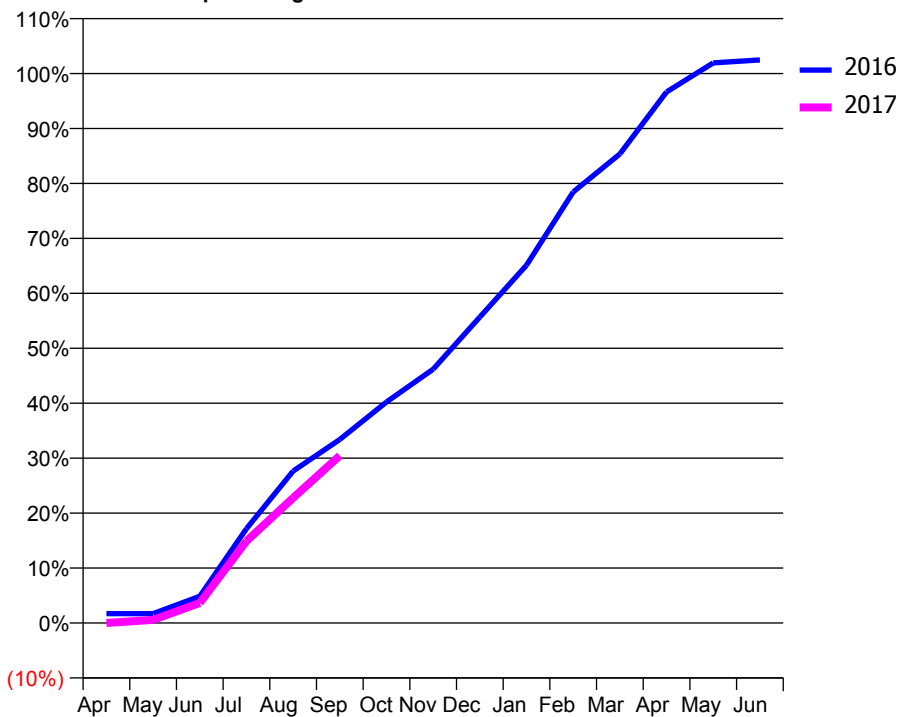
ACCESS*

Patients seen in 24 months	Total	Change since previous quarter
Quarter ending September 2015	1,933	
Quarter ending December 2015	1,982	↑
Quarter ending March 2016	2,003	→
Quarter ending June 2016	2,019	→
Quarter ending September 2016	2,011	→
Variance since September 2015	4.0%	↑



ACTIVITY

Cumulative percentage of contracted UDA delivered 2016 & 2017



Month	Adjusted Scheduled Activity (UDA)	
	2016	2017
April	85	0
May	85	28
June	241	181
July	848	737
August	1,367	1,126
September	1,651	1,506
October	1,988	
November	2,283	
December	2,753	
January	3,219	
February	3,877	
March	4,220	
April	4,777	
May	5,038	
June	5,065	

QUALITY

	Quantity	Base Number	Contract	AT	Region	England
% of FP17s for the same patient ID Re-attending within 3 months - Children	26	455	5.7%	11.4%	12.0%	12.4%
% of FP17s for the same patient ID Re-attending within 3 months - Adults	46	458	10.0%	14.8%	15.9%	16.7%
% of FP17s for the same patient ID Re-attending between 3 & 9 months - Children	181	455	39.8%	55.6%	58.6%	57.4%
% of FP17s for the same patient ID Re-attending between 3 & 9 months - Adults	116	458	25.3%	48.1%	51.6%	50.5%
% of FP17s for Band 1 Urgent Courses	74	559	13.2%	8.3%	8.0%	9.1%
% of FP17s Relating to Free Repair or Replacements	8	559	1.4%	0.7%	0.8%	0.8%
% of FP17s Relating to Continuations	3	559	0.5%	1.0%	1.3%	1.3%
% of Patients satisfied with the dentistry they have received	0	0	N/A	94.0%	93.1%	93.2%
% of Patients satisfied with the time they had to wait for an appointment	0	0	N/A	87.5%	89.1%	89.0%

* This is based on patients treated on this contract for their most recent course of treatment. Figures in italics indicate the base number of FP17s or Patient Questionnaire responses are less than 100. N/A is shown where the base number of responses is less than 10 during the period. % is calculated as Quantity/Base number*100

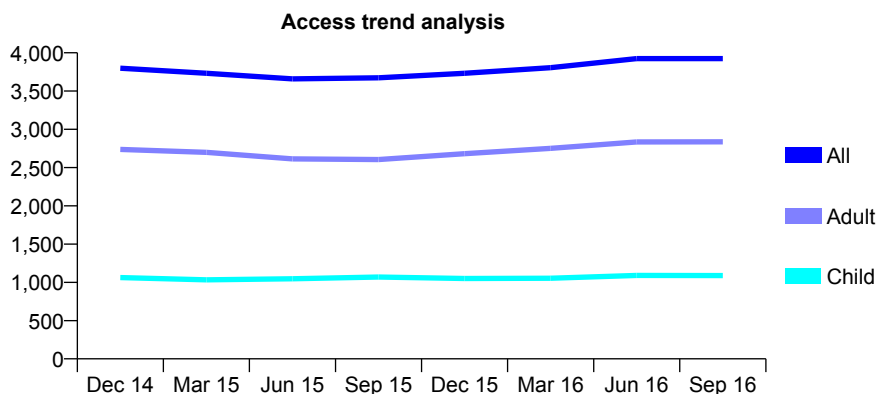
Q58 - Vital Signs At a Glance Contract Report for 213632/0001 - September 2016

Name or company name	MR HW CHAN
Contract type name	GDS Contract
Purpose of contract	General
Contract start date	01/04/2006
Contract end date	

16/17 Contracted general activity (UDA)	12,000
Carry forward general activity (UDA)	0
16/17 Contracted orthodontic activity (UOA)	0
Carry forward orthodontic activity (UOA)	0
Baseline contract value	£290,874.22

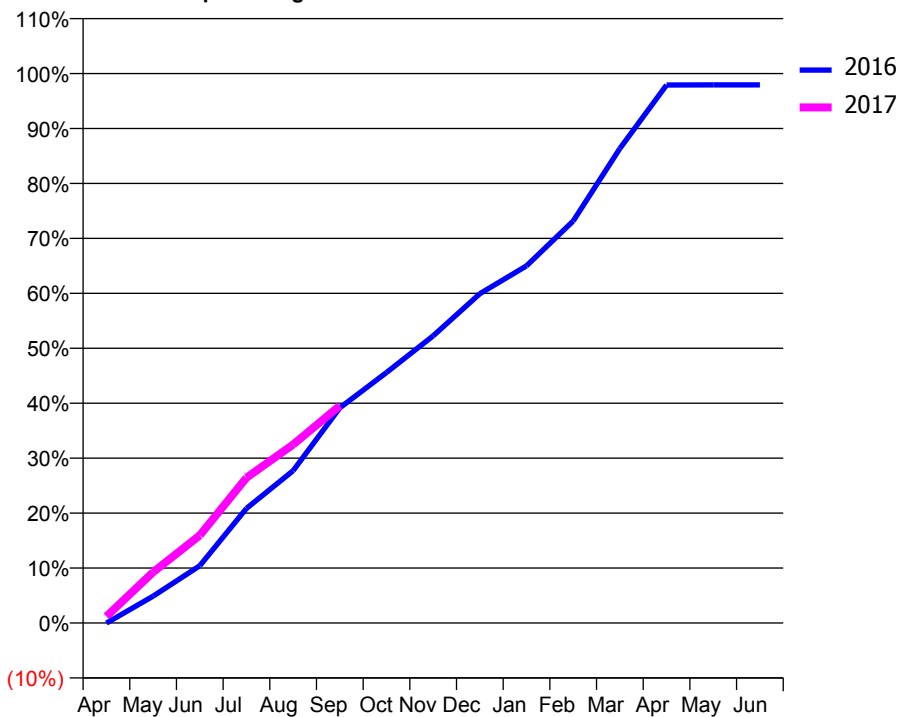
ACCESS*

Patients seen in 24 months	Total	Change since previous quarter
Quarter ending September 2015	3,673	
Quarter ending December 2015	3,732	→
Quarter ending March 2016	3,805	→
Quarter ending June 2016	3,925	↑
Quarter ending September 2016	3,925	→
Variance since September 2015	6.9%	↑



ACTIVITY

Cumulative percentage of contracted UDA delivered 2016 & 2017



Month	Adjusted Scheduled Activity (UDA)	
	2016	2017
April	-4	145
May	586	1,110
June	1,251	1,914
July	2,502	3,173
August	3,326	3,897
September	4,699	4,746
October	5,471	
November	6,271	
December	7,191	
January	7,800	
February	8,779	
March	10,362	
April	11,747	
May	11,752	
June	11,752	

QUALITY

	Quantity	Base Number	Contract	AT	Region	England
% of FP17s for the same patient ID Re-attending within 3 months - Children	21	892	2.4%	11.4%	12.0%	12.4%
% of FP17s for the same patient ID Re-attending within 3 months - Adults	119	1,842	6.5%	14.8%	15.9%	16.7%
% of FP17s for the same patient ID Re-attending between 3 & 9 months - Children	560	892	62.8%	55.6%	58.6%	57.4%
% of FP17s for the same patient ID Re-attending between 3 & 9 months - Adults	1,096	1,842	59.5%	48.1%	51.6%	50.5%
% of FP17s for Band 1 Urgent Courses	0	2,046	0.0%	8.3%	8.0%	9.1%
% of FP17s Relating to Free Repair or Replacements	6	2,046	0.3%	0.7%	0.8%	0.8%
% of FP17s Relating to Continuations	0	2,046	0.0%	1.0%	1.3%	1.3%
% of Patients satisfied with the dentistry they have received	0	2	N/A	94.0%	93.1%	93.2%
% of Patients satisfied with the time they had to wait for an appointment	2	2	N/A	87.5%	89.1%	89.0%

* This is based on patients treated on this contract for their most recent course of treatment. Figures in italics indicate the base number of FP17s or Patient Questionnaire responses are less than 100. N/A is shown where the base number of responses is less than 10 during the period. % is calculated as Quantity/Base number*100

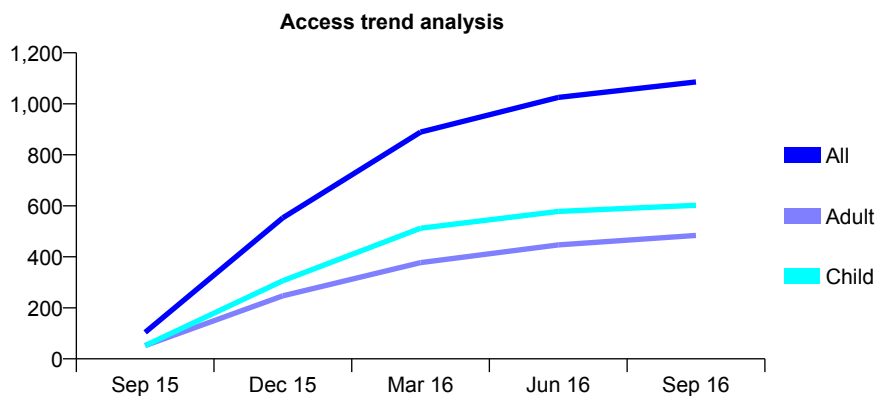
Q58 - Vital Signs At a Glance Contract Report for 214248/0002 - September 2016

Name or company name	MR JG RANDALL
Contract type name	GDS Contract
Purpose of contract	General
Contract start date	01/09/2015
Contract end date	

16/17 Contracted general activity (UDA)	2,754
Carry forward general activity (UDA)	0
16/17 Contracted orthodontic activity (UOA)	0
Carry forward orthodontic activity (UOA)	0
Baseline contract value	£66,433.47

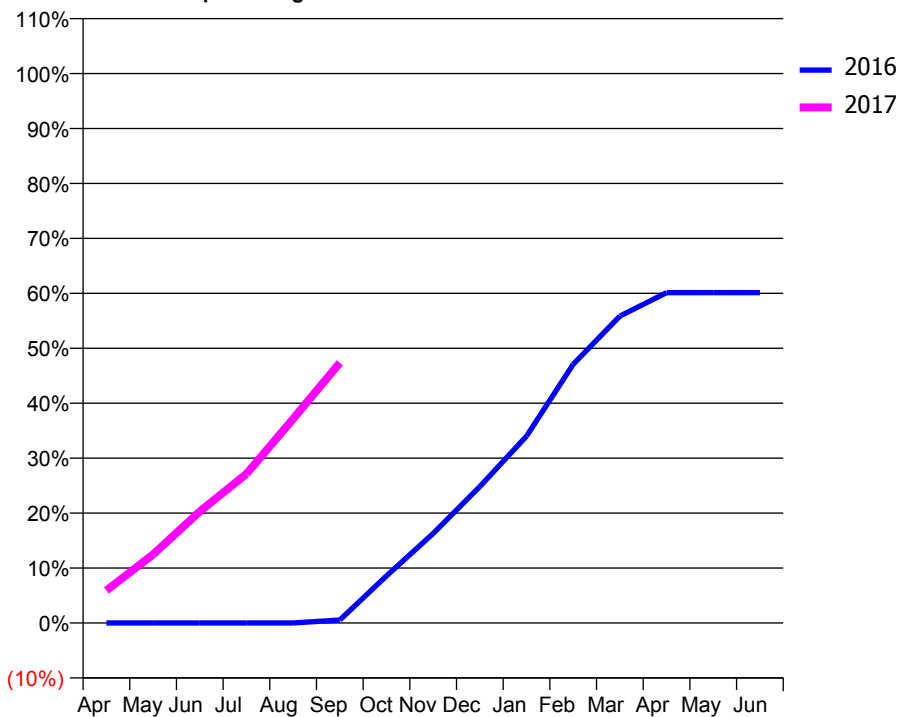
ACCESS*

Patients seen in 24 months	Total	Change since previous quarter
Quarter ending September 2015	104	
Quarter ending December 2015	553	↑
Quarter ending March 2016	889	↑
Quarter ending June 2016	1,025	↑
Quarter ending September 2016	1,086	↑
Variance since September 2015	944.2%	↑



ACTIVITY

Cumulative percentage of contracted UDA delivered 2016 & 2017



Month	Adjusted Scheduled Activity (UDA)	
	2016	2017
April	0	164
May	0	344
June	0	559
July	0	747
August	0	1,024
September	15	1,304
October	236	
November	449	
December	684	
January	936	
February	1,297	
March	1,538	
April	1,656	
May	1,656	
June	1,656	

QUALITY

	Quantity	Base Number	Contract	AT	Region	England
% of FP17s for the same patient ID Re-attending within 3 months - Children	22	526	4.2%	11.4%	12.0%	12.4%
% of FP17s for the same patient ID Re-attending within 3 months - Adults	32	391	8.2%	14.8%	15.9%	16.7%
% of FP17s for the same patient ID Re-attending between 3 & 9 months - Children	344	526	65.4%	55.6%	58.6%	57.4%
% of FP17s for the same patient ID Re-attending between 3 & 9 months - Adults	251	391	64.2%	48.1%	51.6%	50.5%
% of FP17s for Band 1 Urgent Courses	32	826	3.9%	8.3%	8.0%	9.1%
% of FP17s Relating to Free Repair or Replacements	0	826	0.0%	0.7%	0.8%	0.8%
% of FP17s Relating to Continuations	6	826	0.7%	1.0%	1.3%	1.3%
% of Patients satisfied with the dentistry they have received	2	2	N/A	94.0%	93.1%	93.2%
% of Patients satisfied with the time they had to wait for an appointment	2	2	N/A	87.5%	89.1%	89.0%

* This is based on patients treated on this contract for their most recent course of treatment. Figures in italics indicate the base number of FP17s or Patient Questionnaire responses are less than 100. N/A is shown where the base number of responses is less than 10 during the period. % is calculated as Quantity/Base number*100

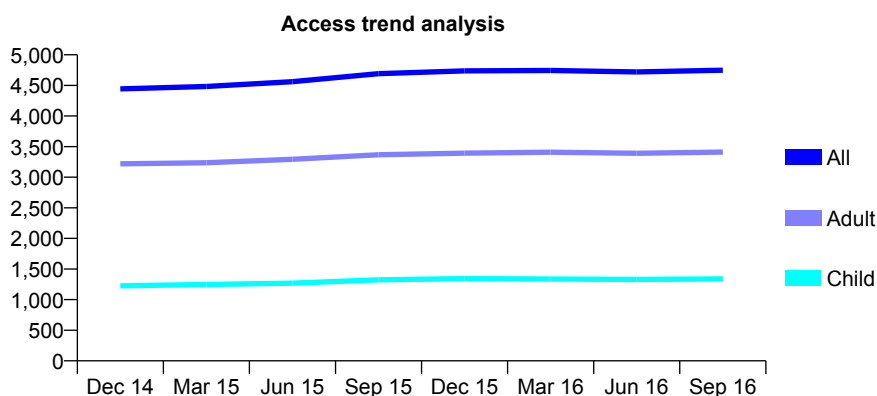
Q58 - Vital Signs At a Glance Contract Report for 215090/0001 - September 2016

Name or company name	MR SJ GORAN
Contract type name	GDS Contract
Purpose of contract	General
Contract start date	01/04/2006
Contract end date	

16/17 Contracted general activity (UDA)	13,270
Carry forward general activity (UDA)	0
16/17 Contracted orthodontic activity (UOA)	0
Carry forward orthodontic activity (UOA)	0
Baseline contract value	£351,163.46

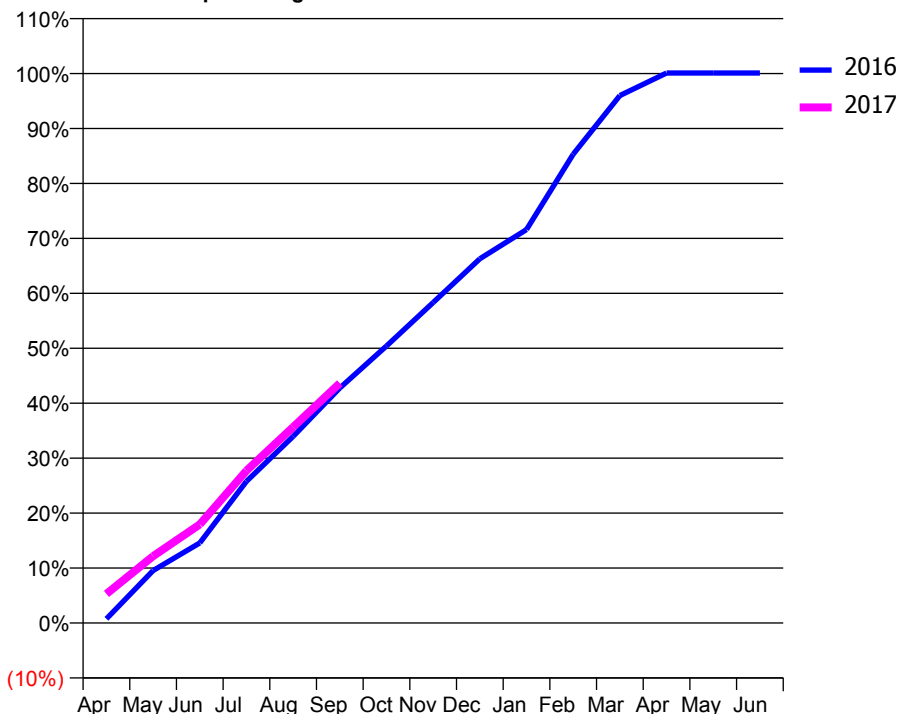
ACCESS*

Patients seen in 24 months	Total	Change since previous quarter
Quarter ending September 2015	4,692	
Quarter ending December 2015	4,738	→
Quarter ending March 2016	4,745	→
Quarter ending June 2016	4,720	→
Quarter ending September 2016	4,749	→
Variance since September 2015	1.2%	→



ACTIVITY

Cumulative percentage of contracted UDA delivered 2016 & 2017



Month	Adjusted Scheduled Activity (UDA)	
	2016	2017
April	101	703
May	1,269	1,615
June	1,933	2,380
July	3,423	3,678
August	4,506	4,731
September	5,675	5,790
October	6,691	
November	7,741	
December	8,795	
January	9,502	
February	11,320	
March	12,737	
April	13,281	
May	13,281	
June	13,281	

QUALITY

	Quantity	Base Number	Contract	AT	Region	England
% of FP17s for the same patient ID Re-attending within 3 months - Children	81	970	8.4%	11.4%	12.0%	12.4%
% of FP17s for the same patient ID Re-attending within 3 months - Adults	424	2,106	20.1%	14.8%	15.9%	16.7%
% of FP17s for the same patient ID Re-attending between 3 & 9 months - Children	524	970	54.0%	55.6%	58.6%	57.4%
% of FP17s for the same patient ID Re-attending between 3 & 9 months - Adults	811	2,106	38.5%	48.1%	51.6%	50.5%
% of FP17s for Band 1 Urgent Courses	421	2,895	14.5%	8.3%	8.0%	9.1%
% of FP17s Relating to Free Repair or Replacements	10	2,895	0.3%	0.7%	0.8%	0.8%
% of FP17s Relating to Continuations	15	2,895	0.5%	1.0%	1.3%	1.3%
% of Patients satisfied with the dentistry they have received	9	9	N/A	94.0%	93.1%	93.2%
% of Patients satisfied with the time they had to wait for an appointment	8	9	N/A	87.5%	89.1%	89.0%

* This is based on patients treated on this contract for their most recent course of treatment. Figures in italics indicate the base number of FP17s or Patient Questionnaire responses are less than 100. N/A is shown where the base number of responses is less than 10 during the period. % is calculated as Quantity/Base number*100

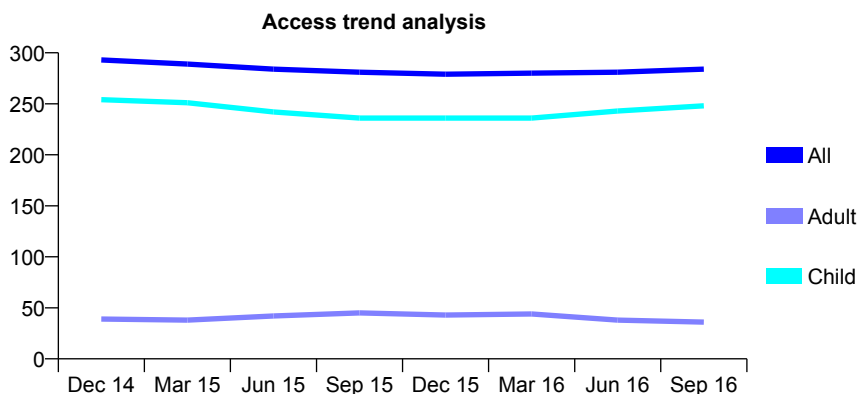
Q58 - Vital Signs At a Glance Contract Report for 221643/0002 - September 2016

Name or company name	MR R MISTRY
Contract type name	GDS Contract
Purpose of contract	General
Contract start date	01/04/2006
Contract end date	

16/17 Contracted general activity (UDA)	490
Carry forward general activity (UDA)	0
16/17 Contracted orthodontic activity (UOA)	0
Carry forward orthodontic activity (UOA)	0
Baseline contract value	£14,374.64

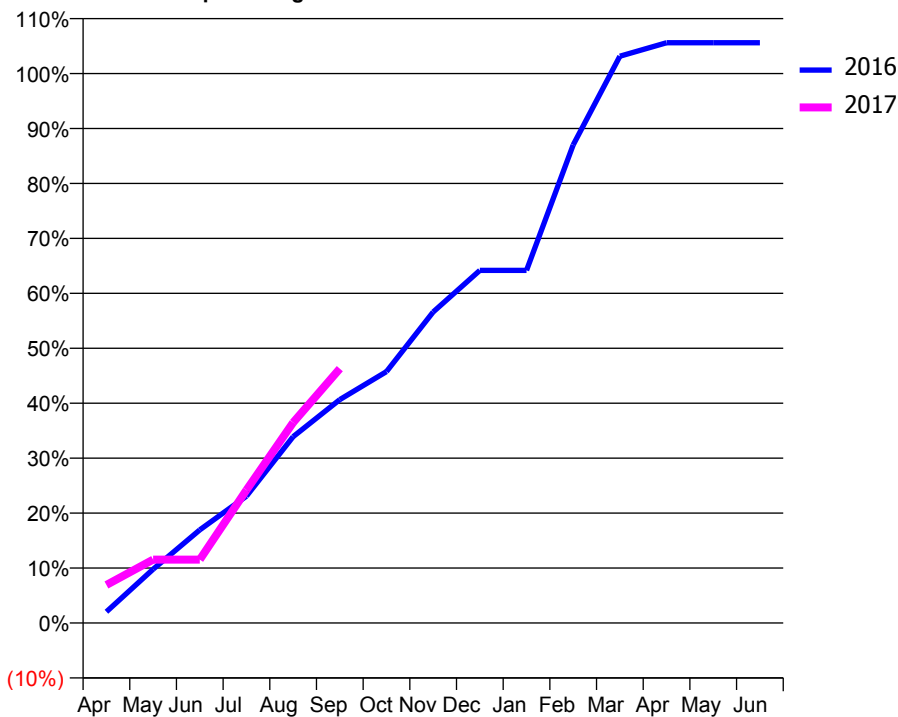
ACCESS*

Patients seen in 24 months	Total	Change since previous quarter
Quarter ending September 2015	281	
Quarter ending December 2015	279	→
Quarter ending March 2016	280	→
Quarter ending June 2016	281	→
Quarter ending September 2016	284	→
Variance since September 2015	1.1%	→



ACTIVITY

Cumulative percentage of contracted UDA delivered 2016 & 2017



Adjusted Scheduled Activity (UDA)

Month	2016	2017
April	10	34
May	48	57
June	83	57
July	113	119
August	166	179
September	199	227
October	224	
November	277	
December	314	
January	314	
February	426	
March	505	
April	517	
May	517	
June	517	

QUALITY

	Quantity	Base Number	Contract	AT	Region	England
% of FP17s for the same patient ID Re-attending within 3 months - Children	5	164	3.0%	11.4%	12.0%	12.4%
% of FP17s for the same patient ID Re-attending within 3 months - Adults	0	4	0.0%	14.8%	15.9%	16.7%
% of FP17s for the same patient ID Re-attending between 3 & 9 months - Children	90	164	54.9%	55.6%	58.6%	57.4%
% of FP17s for the same patient ID Re-attending between 3 & 9 months - Adults	2	4	50.0%	48.1%	51.6%	50.5%
% of FP17s for Band 1 Urgent Courses	4	160	2.5%	8.3%	8.0%	9.1%
% of FP17s Relating to Free Repair or Replacements	0	160	0.0%	0.7%	0.8%	0.8%
% of FP17s Relating to Continuations	0	160	0.0%	1.0%	1.3%	1.3%
% of Patients satisfied with the dentistry they have received	0	0	N/A	94.0%	93.1%	93.2%
% of Patients satisfied with the time they had to wait for an appointment	0	0	N/A	87.5%	89.1%	89.0%

* This is based on patients treated on this contract for their most recent course of treatment. Figures in italics indicate the base number of FP17s or Patient Questionnaire responses are less than 100. N/A is shown where the base number of responses is less than 10 during the period. % is calculated as Quantity/Base number*100

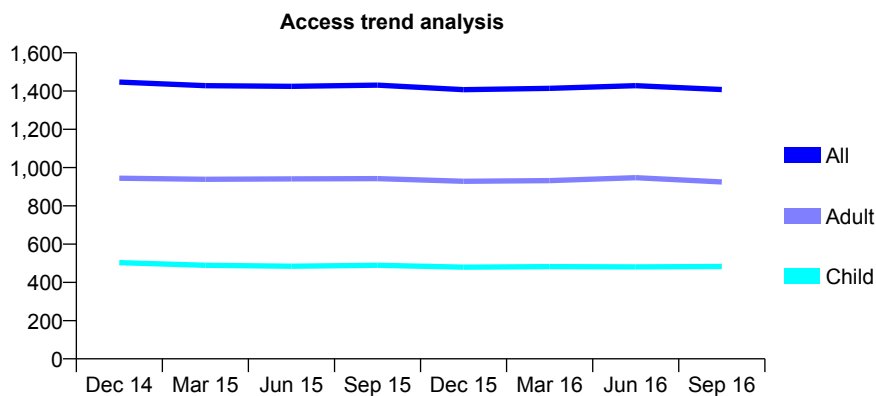
Q58 - Vital Signs At a Glance Contract Report for 222135/0001 - September 2016

Name or company name	MR NM PATEL
Contract type name	GDS Contract
Purpose of contract	General
Contract start date	01/04/2006
Contract end date	

16/17 Contracted general activity (UDA)	3,562
Carry forward general activity (UDA)	0
16/17 Contracted orthodontic activity (UOA)	0
Carry forward orthodontic activity (UOA)	0
Baseline contract value	£88,960.90

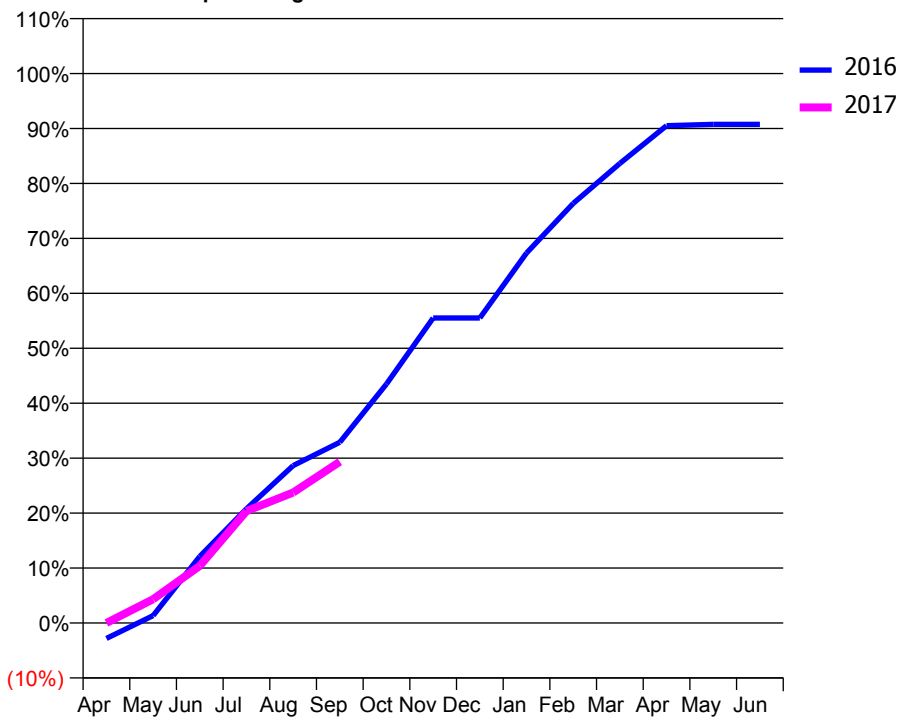
ACCESS*

Patients seen in 24 months	Total	Change since previous quarter
Quarter ending September 2015	1,431	
Quarter ending December 2015	1,407	↓
Quarter ending March 2016	1,414	→
Quarter ending June 2016	1,428	→
Quarter ending September 2016	1,408	↓
Variance since September 2015	(1.6%)	↓



ACTIVITY

Cumulative percentage of contracted UDA delivered 2016 & 2017



Adjusted Scheduled Activity (UDA)

Month	2016	2017
April	-101	0
May	48	154
June	432	370
July	740	726
August	1,020	846
September	1,172	1,045
October	1,549	
November	1,977	
December	1,977	
January	2,399	
February	2,720	
March	2,979	
April	3,224	
May	3,233	
June	3,233	

QUALITY

	Quantity	Base Number	Contract	AT	Region	England
% of FP17s for the same patient ID Re-attending within 3 months - Children	14	235	6.0%	11.4%	12.0%	12.4%
% of FP17s for the same patient ID Re-attending within 3 months - Adults	37	435	8.5%	14.8%	15.9%	16.7%
% of FP17s for the same patient ID Re-attending between 3 & 9 months - Children	72	235	30.6%	55.6%	58.6%	57.4%
% of FP17s for the same patient ID Re-attending between 3 & 9 months - Adults	189	435	43.4%	48.1%	51.6%	50.5%
% of FP17s for Band 1 Urgent Courses	52	544	9.6%	8.3%	8.0%	9.1%
% of FP17s Relating to Free Repair or Replacements	5	544	0.9%	0.7%	0.8%	0.8%
% of FP17s Relating to Continuations	5	544	0.9%	1.0%	1.3%	1.3%
% of Patients satisfied with the dentistry they have received	0	0	N/A	94.0%	93.1%	93.2%
% of Patients satisfied with the time they had to wait for an appointment	0	0	N/A	87.5%	89.1%	89.0%

* This is based on patients treated on this contract for their most recent course of treatment. Figures in italics indicate the base number of FP17s or Patient Questionnaire responses are less than 100. N/A is shown where the base number of responses is less than 10 during the period. % is calculated as Quantity/Base number*100

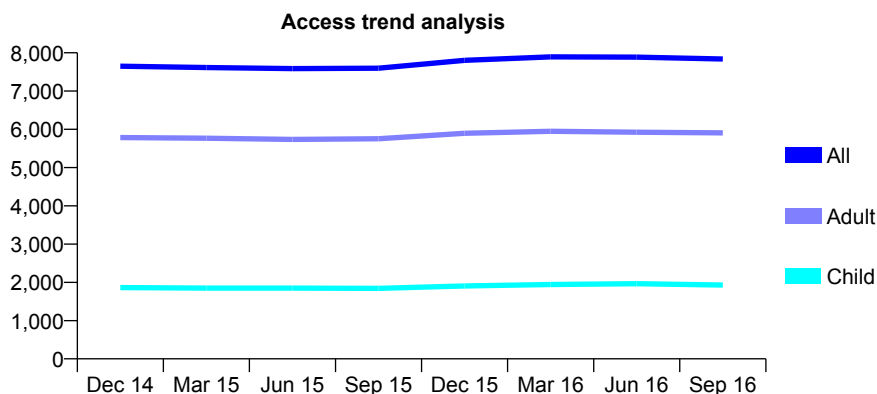
Q58 - Vital Signs At a Glance Contract Report for 224618/0001 - September 2016

Name or company name	MR UH PATEL
Contract type name	GDS Contract
Purpose of contract	General
Contract start date	01/04/2006
Contract end date	

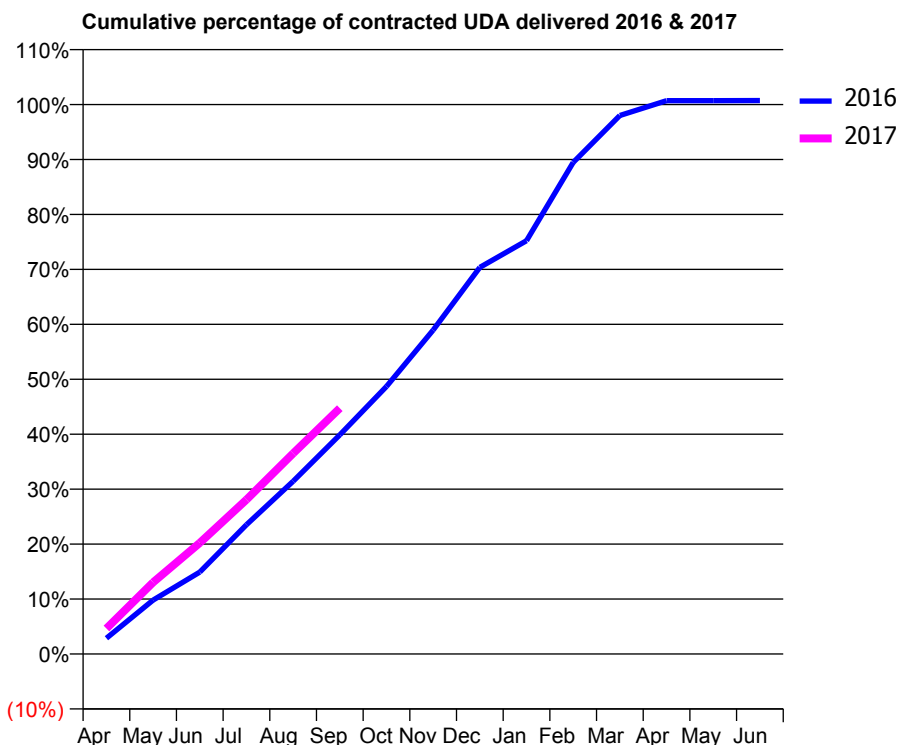
16/17 Contracted general activity (UDA)	18,367
Carry forward general activity (UDA)	0
16/17 Contracted orthodontic activity (UOA)	0
Carry forward orthodontic activity (UOA)	0
Baseline contract value	£422,886.65

ACCESS*

Patients seen in 24 months	Total	Change since previous quarter
Quarter ending September 2015	7,598	
Quarter ending December 2015	7,803	↑
Quarter ending March 2016	7,892	→
Quarter ending June 2016	7,887	→
Quarter ending September 2016	7,838	→
Variance since September 2015	3.2%	↑



ACTIVITY



Month	Adjusted Scheduled Activity (UDA)	
	2016	2017
April	529	853
May	1,804	2,398
June	2,740	3,714
July	4,321	5,158
August	5,774	6,704
September	7,327	8,215
October	8,942	
November	10,830	
December	12,922	
January	13,816	
February	16,433	
March	18,001	
April	18,493	
May	18,495	
June	18,499	

QUALITY

	Quantity	Base Number	Contract	AT	Region	England
% of FP17s for the same patient ID Re-attending within 3 months - Children	59	1,518	3.9%	11.4%	12.0%	12.4%
% of FP17s for the same patient ID Re-attending within 3 months - Adults	464	4,449	10.4%	14.8%	15.9%	16.7%
% of FP17s for the same patient ID Re-attending between 3 & 9 months - Children	1,059	1,518	69.8%	55.6%	58.6%	57.4%
% of FP17s for the same patient ID Re-attending between 3 & 9 months - Adults	2,852	4,449	64.1%	48.1%	51.6%	50.5%
% of FP17s for Band 1 Urgent Courses	257	5,000	5.1%	8.3%	8.0%	9.1%
% of FP17s Relating to Free Repair or Replacements	43	5,000	0.9%	0.7%	0.8%	0.8%
% of FP17s Relating to Continuations	35	5,000	0.7%	1.0%	1.3%	1.3%
% of Patients satisfied with the dentistry they have received	6	6	N/A	94.0%	93.1%	93.2%
% of Patients satisfied with the time they had to wait for an appointment	5	6	N/A	87.5%	89.1%	89.0%

* This is based on patients treated on this contract for their most recent course of treatment. Figures in italics indicate the base number of FP17s or Patient Questionnaire responses are less than 100. N/A is shown where the base number of responses is less than 10 during the period. % is calculated as Quantity/Base number*100

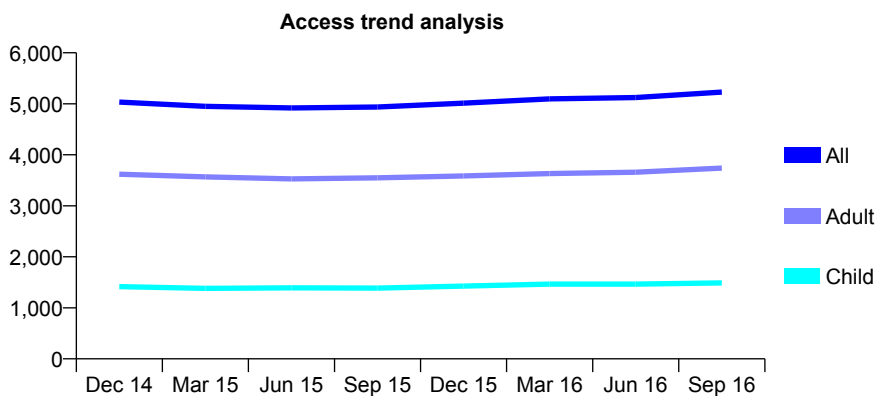
Q58 - Vital Signs At a Glance Contract Report for 224618/0002 - September 2016

Name or company name	MR UH PATEL
Contract type name	GDS Contract
Purpose of contract	General
Contract start date	01/04/2006
Contract end date	

16/17 Contracted general activity (UDA)	13,311
Carry forward general activity (UDA)	0
16/17 Contracted orthodontic activity (UOA)	0
Carry forward orthodontic activity (UOA)	0
Baseline contract value	£315,287.35

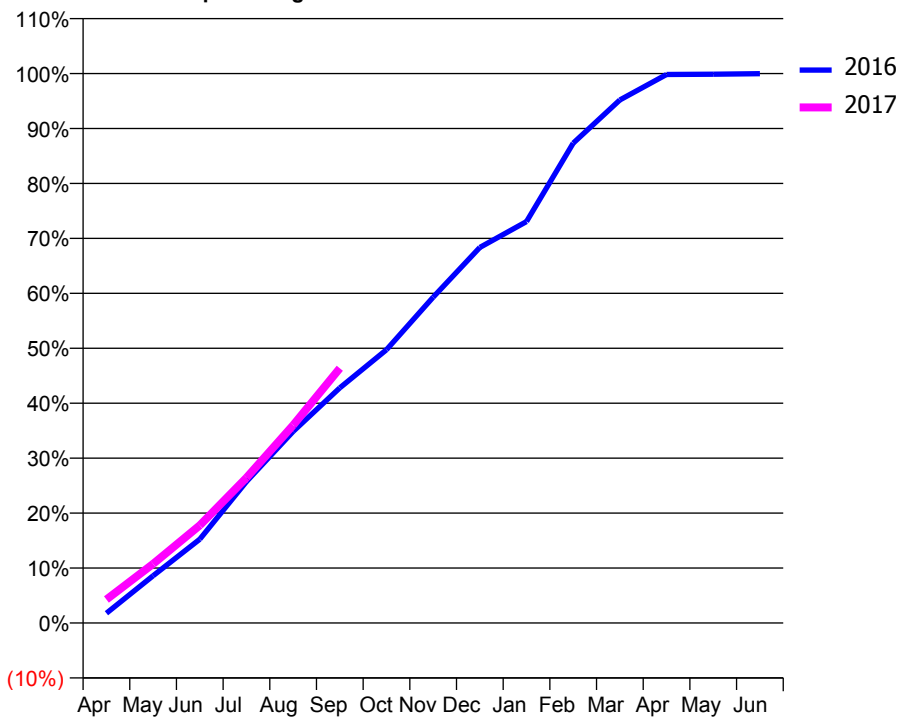
ACCESS*

Patients seen in 24 months	Total	Change since previous quarter
Quarter ending September 2015	4,936	
Quarter ending December 2015	5,013	→
Quarter ending March 2016	5,098	→
Quarter ending June 2016	5,124	→
Quarter ending September 2016	5,229	↑
Variance since September 2015	5.9%	↑



ACTIVITY

Cumulative percentage of contracted UDA delivered 2016 & 2017



Month	Adjusted Scheduled Activity (UDA)	
	2016	2017
April	238	571
May	1,145	1,433
June	2,030	2,366
July	3,424	3,519
August	4,640	4,793
September	5,696	6,171
October	6,621	
November	7,891	
December	9,098	
January	9,723	
February	11,624	
March	12,671	
April	13,288	
May	13,295	
June	13,305	

QUALITY

	Quantity	Base Number	Contract	AT	Region	England
% of FP17s for the same patient ID Re-attending within 3 months - Children	81	1,373	5.9%	11.4%	12.0%	12.4%
% of FP17s for the same patient ID Re-attending within 3 months - Adults	219	2,737	8.0%	14.8%	15.9%	16.7%
% of FP17s for the same patient ID Re-attending between 3 & 9 months - Children	979	1,373	71.3%	55.6%	58.6%	57.4%
% of FP17s for the same patient ID Re-attending between 3 & 9 months - Adults	1,677	2,737	61.3%	48.1%	51.6%	50.5%
% of FP17s for Band 1 Urgent Courses	175	3,713	4.7%	8.3%	8.0%	9.1%
% of FP17s Relating to Free Repair or Replacements	23	3,713	0.6%	0.7%	0.8%	0.8%
% of FP17s Relating to Continuations	6	3,713	0.2%	1.0%	1.3%	1.3%
% of Patients satisfied with the dentistry they have received	4	4	N/A	94.0%	93.1%	93.2%
% of Patients satisfied with the time they had to wait for an appointment	3	4	N/A	87.5%	89.1%	89.0%

* This is based on patients treated on this contract for their most recent course of treatment. Figures in italics indicate the base number of FP17s or Patient Questionnaire responses are less than 100. N/A is shown where the base number of responses is less than 10 during the period. % is calculated as Quantity/Base number*100

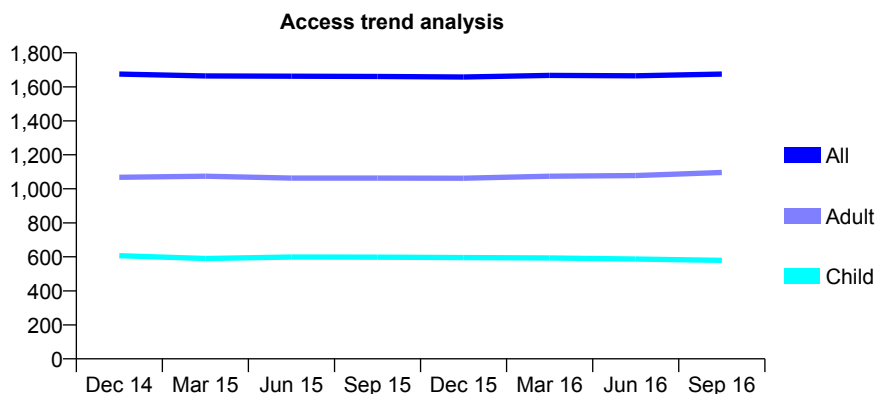
Q58 - Vital Signs At a Glance Contract Report for 234478/0001 - September 2016

Name or company name	MR SR WOODHOUSE
Contract type name	GDS Contract
Purpose of contract	General
Contract start date	01/04/2006
Contract end date	

16/17 Contracted general activity (UDA)	4,500
Carry forward general activity (UDA)	0
16/17 Contracted orthodontic activity (UOA)	0
Carry forward orthodontic activity (UOA)	0
Baseline contract value	£103,122.87

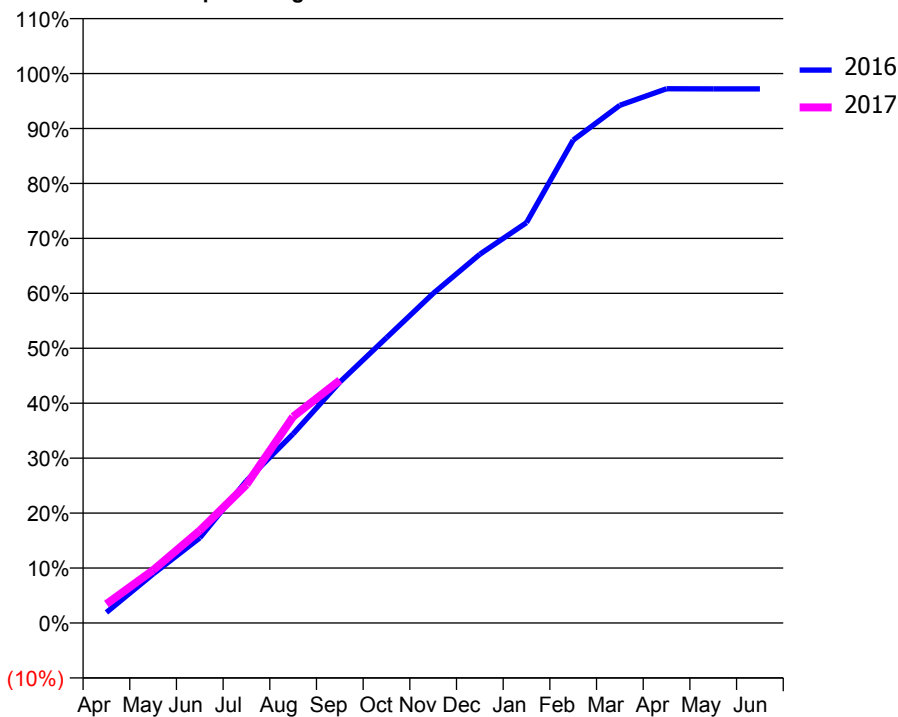
ACCESS*

Patients seen in 24 months	Total	Change since previous quarter
Quarter ending September 2015	1,661	
Quarter ending December 2015	1,658	→
Quarter ending March 2016	1,667	→
Quarter ending June 2016	1,665	→
Quarter ending September 2016	1,675	→
Variance since September 2015	0.8%	→



ACTIVITY

Cumulative percentage of contracted UDA delivered 2016 & 2017



Adjusted Scheduled Activity (UDA)

Month	2016	2017
April	80	156
May	370	433
June	643	757
July	1,074	1,133
August	1,428	1,690
September	1,820	1,988
October	2,155	
November	2,489	
December	2,785	
January	3,024	
February	3,647	
March	3,910	
April	4,035	
May	4,034	
June	4,034	

QUALITY

	Quantity	Base Number	Contract	AT	Region	England
% of FP17s for the same patient ID Re-attending within 3 months - Children	22	436	5.0%	11.4%	12.0%	12.4%
% of FP17s for the same patient ID Re-attending within 3 months - Adults	80	665	12.0%	14.8%	15.9%	16.7%
% of FP17s for the same patient ID Re-attending between 3 & 9 months - Children	277	436	63.5%	55.6%	58.6%	57.4%
% of FP17s for the same patient ID Re-attending between 3 & 9 months - Adults	341	665	51.3%	48.1%	51.6%	50.5%
% of FP17s for Band 1 Urgent Courses	56	1,028	5.4%	8.3%	8.0%	9.1%
% of FP17s Relating to Free Repair or Replacements	7	1,028	0.7%	0.7%	0.8%	0.8%
% of FP17s Relating to Continuations	4	1,028	0.4%	1.0%	1.3%	1.3%
% of Patients satisfied with the dentistry they have received	0	0	N/A	94.0%	93.1%	93.2%
% of Patients satisfied with the time they had to wait for an appointment	0	0	N/A	87.5%	89.1%	89.0%

* This is based on patients treated on this contract for their most recent course of treatment. Figures in italics indicate the base number of FP17s or Patient Questionnaire responses are less than 100. N/A is shown where the base number of responses is less than 10 during the period. % is calculated as Quantity/Base number*100

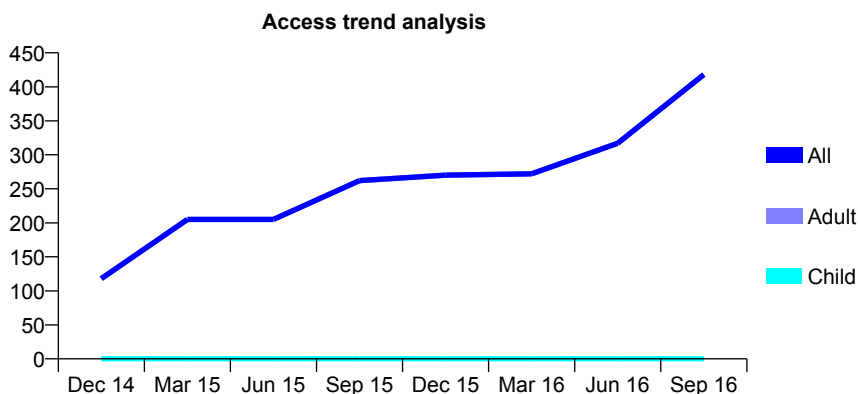
Q58 - Vital Signs At a Glance Contract Report for 238627/0013 - September 2016

Name or company name	MR D FREEDMAN
Contract type name	PDS Contract
Purpose of contract	General
Contract start date	01/09/2014
Contract end date	31/08/2016

16/17 Contracted general activity (UDA)	545
Carry forward general activity (UDA)	0
16/17 Contracted orthodontic activity (UOA)	0
Carry forward orthodontic activity (UOA)	0
Baseline contract value	£20,578.26

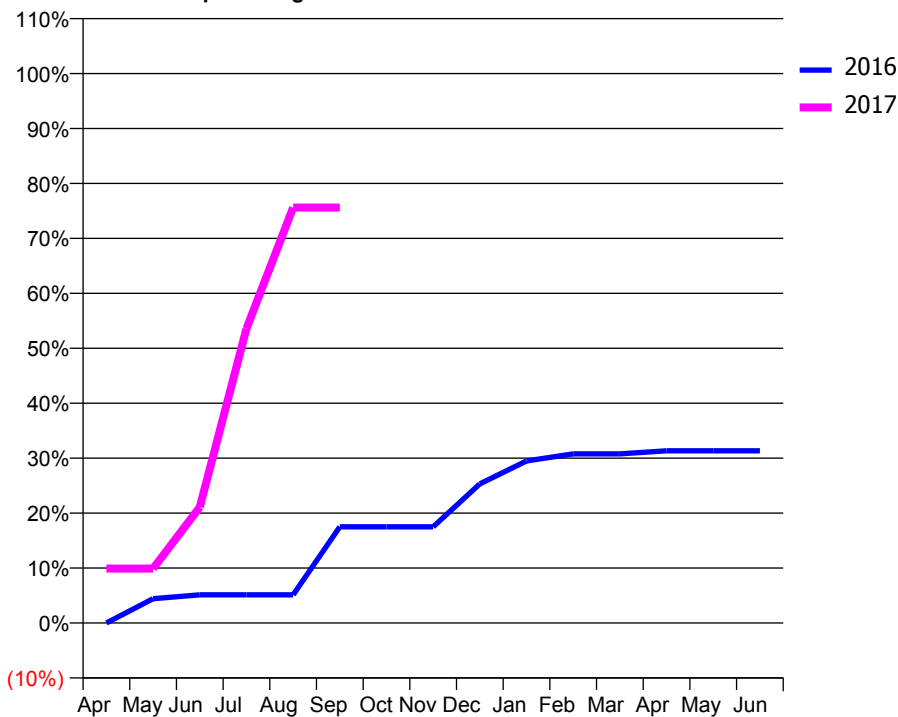
ACCESS*

Patients seen in 24 months	Total	Change since previous quarter
Quarter ending September 2015	262	
Quarter ending December 2015	270	↑
Quarter ending March 2016	272	→
Quarter ending June 2016	317	↑
Quarter ending September 2016	418	↑
Variance since September 2015	59.5%	↑



ACTIVITY

Cumulative percentage of contracted UDA delivered 2016 & 2017



Adjusted Scheduled Activity (UDA)

Month	2016	2017
April	0	54
May	31	54
June	36	115
July	36	292
August	36	412
September	123	412
October	123	
November	123	
December	177	
January	206	
February	215	
March	215	
April	219	
May	219	
June	219	

QUALITY

	Quantity	Base Number	Contract	AT	Region	England
% of FP17s for the same patient ID Re-attending within 3 months - Children	0	0	N/A	11.4%	12.0%	12.4%
% of FP17s for the same patient ID Re-attending within 3 months - Adults	6	190	3.2%	14.8%	15.9%	16.7%
% of FP17s for the same patient ID Re-attending between 3 & 9 months - Children	0	0	N/A	55.6%	58.6%	57.4%
% of FP17s for the same patient ID Re-attending between 3 & 9 months - Adults	5	190	2.6%	48.1%	51.6%	50.5%
% of FP17s for Band 1 Urgent Courses	0	185	0.0%	8.3%	8.0%	9.1%
% of FP17s Relating to Free Repair or Replacements	0	185	0.0%	0.7%	0.8%	0.8%
% of FP17s Relating to Continuations	1	185	0.5%	1.0%	1.3%	1.3%
% of Patients satisfied with the dentistry they have received	0	1	N/A	94.0%	93.1%	93.2%
% of Patients satisfied with the time they had to wait for an appointment	0	1	N/A	87.5%	89.1%	89.0%

* This is based on patients treated on this contract for their most recent course of treatment. Figures in italics indicate the base number of FP17s or Patient Questionnaire responses are less than 100. N/A is shown where the base number of responses is less than 10 during the period. % is calculated as Quantity/Base number*100

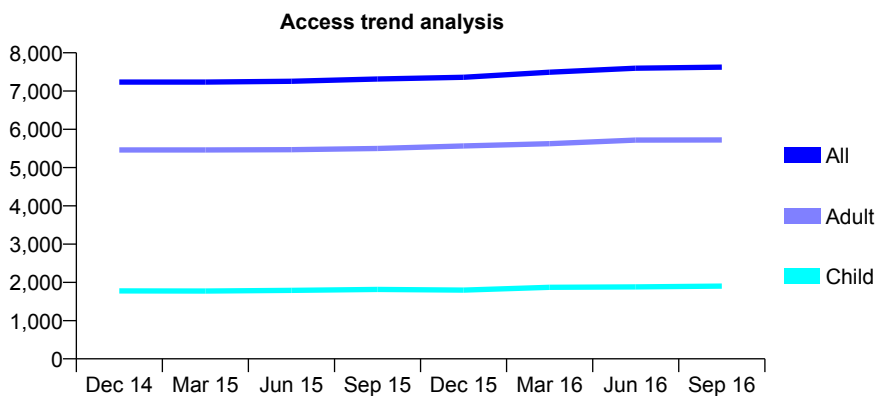
Q58 - Vital Signs At a Glance Contract Report for 239348/0001 - September 2016

Name or company name	MR M PATEL
Contract type name	GDS Contract
Purpose of contract	General
Contract start date	01/04/2006
Contract end date	

16/17 Contracted general activity (UDA)	22,500
Carry forward general activity (UDA)	0
16/17 Contracted orthodontic activity (UOA)	0
Carry forward orthodontic activity (UOA)	0
Baseline contract value	£636,048.84

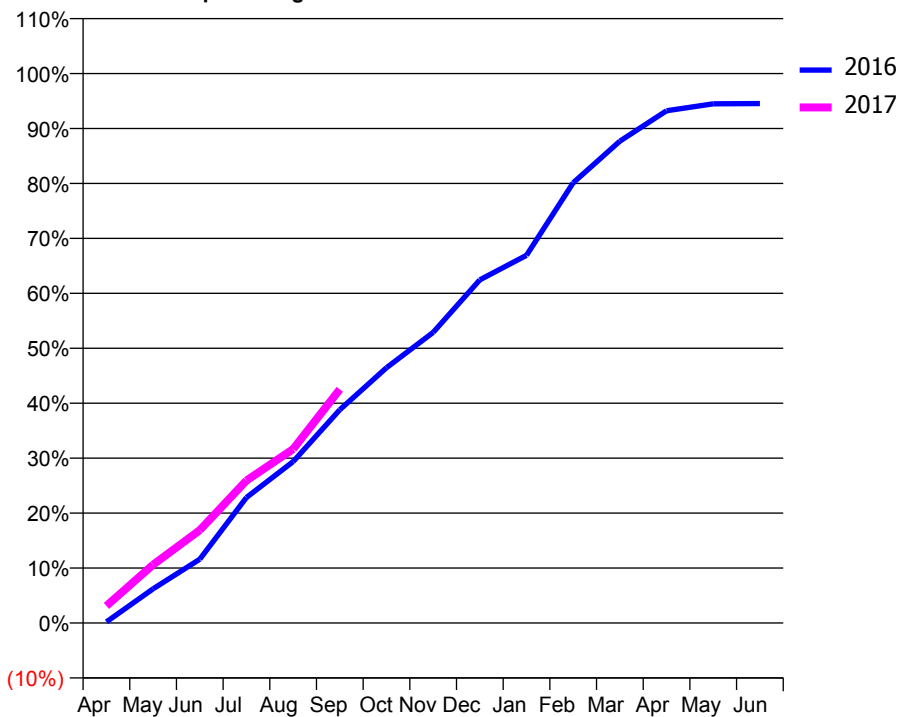
ACCESS*

Patients seen in 24 months	Total	Change since previous quarter
Quarter ending September 2015	7,314	
Quarter ending December 2015	7,362	→
Quarter ending March 2016	7,494	→
Quarter ending June 2016	7,596	→
Quarter ending September 2016	7,625	→
Variance since September 2015	4.3%	↑



ACTIVITY

Cumulative percentage of contracted UDA delivered 2016 & 2017



Month	Adjusted Scheduled Activity (UDA)	
	2016	2017
April	47	699
May	1,403	2,391
June	2,613	3,801
July	5,141	5,835
August	6,609	7,125
September	8,732	9,570
October	10,453	
November	11,902	
December	14,053	
January	15,055	
February	18,026	
March	19,729	
April	20,973	
May	21,258	
June	21,272	

QUALITY

	Quantity	Base Number	Contract	AT	Region	England
% of FP17s for the same patient ID Re-attending within 3 months - Children	106	1,373	7.7%	11.4%	12.0%	12.4%
% of FP17s for the same patient ID Re-attending within 3 months - Adults	558	3,483	16.0%	14.8%	15.9%	16.7%
% of FP17s for the same patient ID Re-attending between 3 & 9 months - Children	649	1,373	47.3%	55.6%	58.6%	57.4%
% of FP17s for the same patient ID Re-attending between 3 & 9 months - Adults	1,442	3,483	41.4%	48.1%	51.6%	50.5%
% of FP17s for Band 1 Urgent Courses	145	4,158	3.5%	8.3%	8.0%	9.1%
% of FP17s Relating to Free Repair or Replacements	106	4,158	2.5%	0.7%	0.8%	0.8%
% of FP17s Relating to Continuations	205	4,158	4.9%	1.0%	1.3%	1.3%
% of Patients satisfied with the dentistry they have received	3	3	N/A	94.0%	93.1%	93.2%
% of Patients satisfied with the time they had to wait for an appointment	3	3	N/A	87.5%	89.1%	89.0%

* This is based on patients treated on this contract for their most recent course of treatment. Figures in italics indicate the base number of FP17s or Patient Questionnaire responses are less than 100. N/A is shown where the base number of responses is less than 10 during the period. % is calculated as Quantity/Base number*100

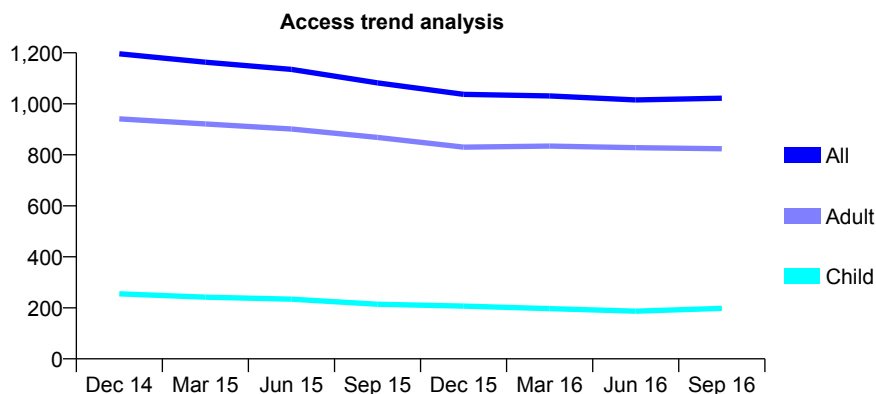
Q58 - Vital Signs At a Glance Contract Report for 239682/0001 - September 2016

Name or company name	MISS DM PATEL
Contract type name	GDS Contract
Purpose of contract	General
Contract start date	01/04/2006
Contract end date	

16/17 Contracted general activity (UDA)	4,600
Carry forward general activity (UDA)	0
16/17 Contracted orthodontic activity (UOA)	0
Carry forward orthodontic activity (UOA)	0
Baseline contract value	£131,026.34

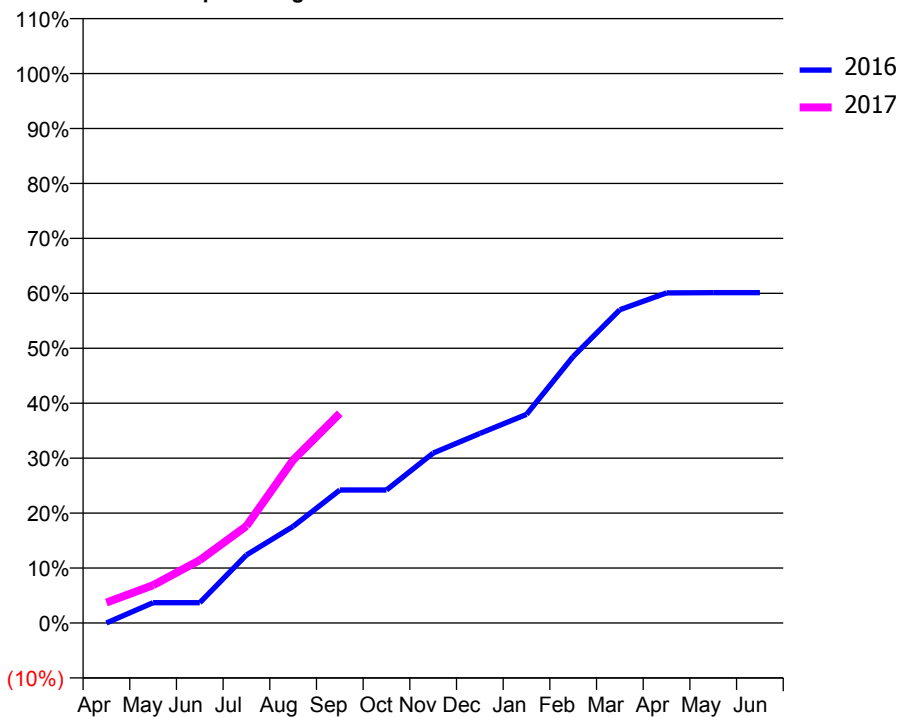
ACCESS*

Patients seen in 24 months	Total	Change since previous quarter
Quarter ending September 2015	1,082	
Quarter ending December 2015	1,037	↓
Quarter ending March 2016	1,031	→
Quarter ending June 2016	1,015	↓
Quarter ending September 2016	1,022	→
Variance since September 2015	(5.5%)	↓



ACTIVITY

Cumulative percentage of contracted UDA delivered 2016 & 2017



Adjusted Scheduled Activity (UDA)

Month	2016	2017
April	0	172
May	170	316
June	170	526
July	570	812
August	808	1,365
September	1,113	1,755
October	1,113	
November	1,422	
December	1,586	
January	1,746	
February	2,230	
March	2,623	
April	2,763	
May	2,766	
June	2,766	

QUALITY

	Quantity	Base Number	Contract	AT	Region	England
% of FP17s for the same patient ID Re-attending within 3 months - Children	18	156	11.5%	11.4%	12.0%	12.4%
% of FP17s for the same patient ID Re-attending within 3 months - Adults	126	641	19.7%	14.8%	15.9%	16.7%
% of FP17s for the same patient ID Re-attending between 3 & 9 months - Children	52	156	33.3%	55.6%	58.6%	57.4%
% of FP17s for the same patient ID Re-attending between 3 & 9 months - Adults	279	641	43.5%	48.1%	51.6%	50.5%
% of FP17s for Band 1 Urgent Courses	51	735	6.9%	8.3%	8.0%	9.1%
% of FP17s Relating to Free Repair or Replacements	2	735	0.3%	0.7%	0.8%	0.8%
% of FP17s Relating to Continuations	0	735	0.0%	1.0%	1.3%	1.3%
% of Patients satisfied with the dentistry they have received	0	0	N/A	94.0%	93.1%	93.2%
% of Patients satisfied with the time they had to wait for an appointment	0	0	N/A	87.5%	89.1%	89.0%

* This is based on patients treated on this contract for their most recent course of treatment. Figures in italics indicate the base number of FP17s or Patient Questionnaire responses are less than 100. N/A is shown where the base number of responses is less than 10 during the period. % is calculated as Quantity/Base number*100

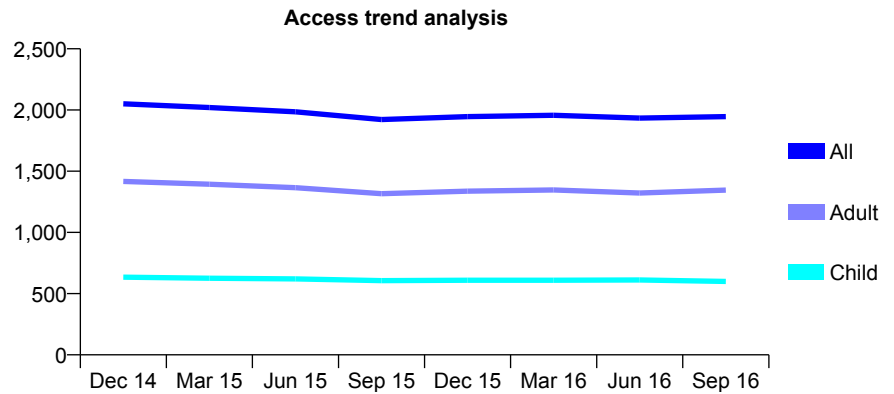
Q58 - Vital Signs At a Glance Contract Report for 241393/0002 - September 2016

Name or company name	MR SH ALI
Contract type name	GDS Contract
Purpose of contract	General
Contract start date	01/10/2009
Contract end date	

16/17 Contracted general activity (UDA)	6,500
Carry forward general activity (UDA)	0
16/17 Contracted orthodontic activity (UOA)	0
Carry forward orthodontic activity (UOA)	0
Baseline contract value	£187,028.51

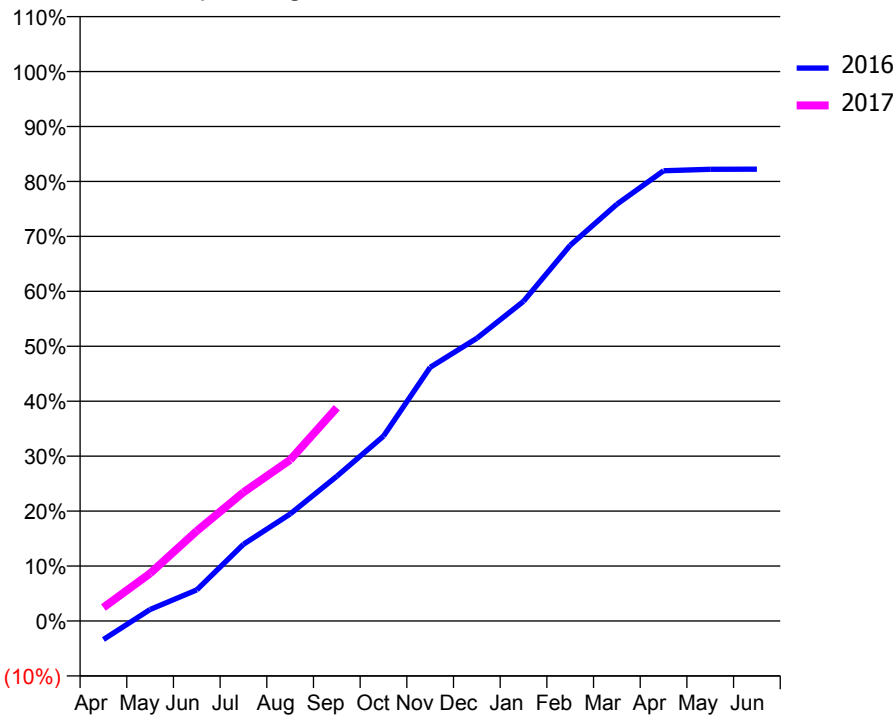
ACCESS*

Patients seen in 24 months	Total	Change since previous quarter
Quarter ending September 2015	1,922	
Quarter ending December 2015	1,946	→
Quarter ending March 2016	1,957	→
Quarter ending June 2016	1,934	↓
Quarter ending September 2016	1,946	→
Variance since September 2015	1.2%	→



ACTIVITY

Cumulative percentage of contracted UDA delivered 2016 & 2017



Month	Adjusted Scheduled Activity (UDA)	
	2016	2017
April	-220	160
May	137	563
June	369	1,065
July	908	1,523
August	1,265	1,906
September	1,713	2,523
October	2,188	
November	3,000	
December	3,345	
January	3,781	
February	4,444	
March	4,929	
April	5,325	
May	5,343	
June	5,344	

QUALITY

	Quantity	Base Number	Contract	AT	Region	England
% of FP17s for the same patient ID Re-attending within 3 months - Children	22	398	5.5%	11.4%	12.0%	12.4%
% of FP17s for the same patient ID Re-attending within 3 months - Adults	106	660	16.1%	14.8%	15.9%	16.7%
% of FP17s for the same patient ID Re-attending between 3 & 9 months - Children	218	398	54.8%	55.6%	58.6%	57.4%
% of FP17s for the same patient ID Re-attending between 3 & 9 months - Adults	126	660	19.1%	48.1%	51.6%	50.5%
% of FP17s for Band 1 Urgent Courses	88	952	9.2%	8.3%	8.0%	9.1%
% of FP17s Relating to Free Repair or Replacements	13	952	1.4%	0.7%	0.8%	0.8%
% of FP17s Relating to Continuations	24	952	2.5%	1.0%	1.3%	1.3%
% of Patients satisfied with the dentistry they have received	0	0	N/A	94.0%	93.1%	93.2%
% of Patients satisfied with the time they had to wait for an appointment	0	0	N/A	87.5%	89.1%	89.0%

* This is based on patients treated on this contract for their most recent course of treatment. Figures in italics indicate the base number of FP17s or Patient Questionnaire responses are less than 100. N/A is shown where the base number of responses is less than 10 during the period. % is calculated as Quantity/Base number*100

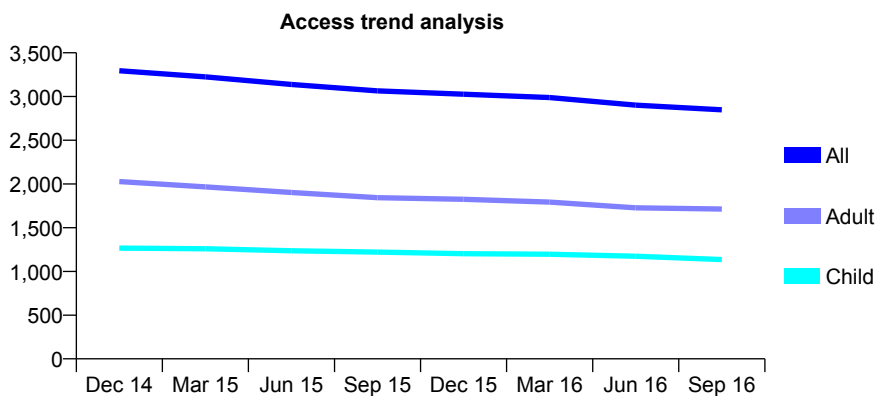
Q58 - Vital Signs At a Glance Contract Report for 243760/0002 - September 2016

Name or company name	MRS U SINGANAYAGAM
Contract type name	GDS Contract
Purpose of contract	General
Contract start date	01/04/2007
Contract end date	

16/17 Contracted general activity (UDA)	6,964
Carry forward general activity (UDA)	0
16/17 Contracted orthodontic activity (UOA)	0
Carry forward orthodontic activity (UOA)	0
Baseline contract value	£156,528.76

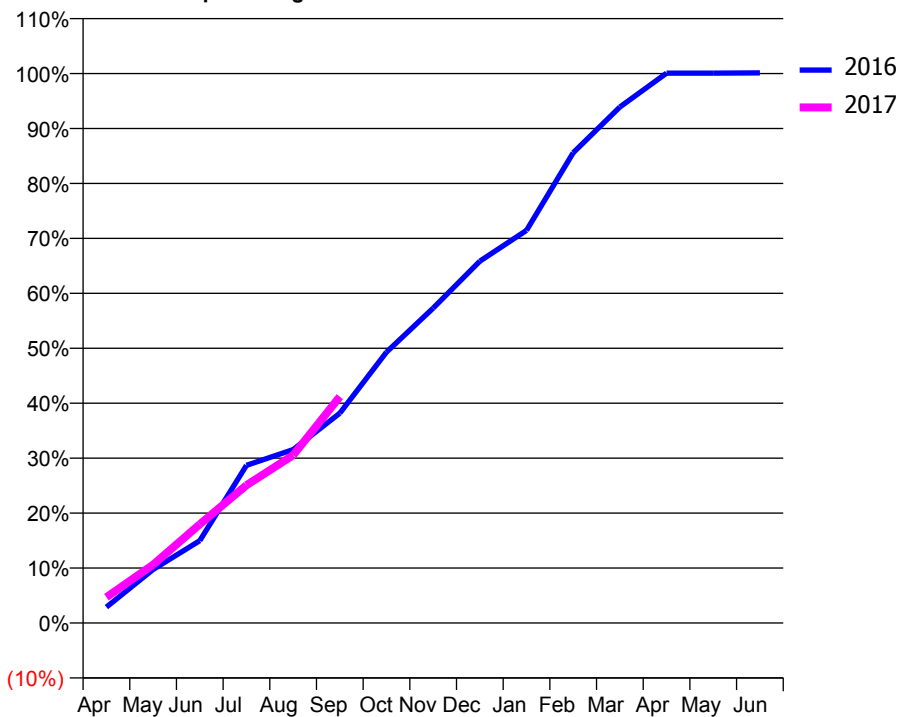
ACCESS*

Patients seen in 24 months	Total	Change since previous quarter
Quarter ending September 2015	3,064	
Quarter ending December 2015	3,027	↓
Quarter ending March 2016	2,988	↓
Quarter ending June 2016	2,901	↓
Quarter ending September 2016	2,848	↓
Variance since September 2015	(7.0%)	↓



ACTIVITY

Cumulative percentage of contracted UDA delivered 2016 & 2017



Month	Adjusted Scheduled Activity (UDA)	
	2016	2017
April	202	327
May	679	740
June	1,043	1,251
July	1,999	1,746
August	2,198	2,126
September	2,658	2,869
October	3,434	
November	3,991	
December	4,586	
January	4,976	
February	5,960	
March	6,539	
April	6,969	
May	6,969	
June	6,971	

QUALITY

	Quantity	Base Number	Contract	AT	Region	England
% of FP17s for the same patient ID Re-attending within 3 months - Children	55	862	6.4%	11.4%	12.0%	12.4%
% of FP17s for the same patient ID Re-attending within 3 months - Adults	100	963	10.4%	14.8%	15.9%	16.7%
% of FP17s for the same patient ID Re-attending between 3 & 9 months - Children	430	862	49.9%	55.6%	58.6%	57.4%
% of FP17s for the same patient ID Re-attending between 3 & 9 months - Adults	447	963	46.4%	48.1%	51.6%	50.5%
% of FP17s for Band 1 Urgent Courses	26	1,631	1.6%	8.3%	8.0%	9.1%
% of FP17s Relating to Free Repair or Replacements	26	1,631	1.6%	0.7%	0.8%	0.8%
% of FP17s Relating to Continuations	11	1,631	0.7%	1.0%	1.3%	1.3%
% of Patients satisfied with the dentistry they have received	1	1	N/A	94.0%	93.1%	93.2%
% of Patients satisfied with the time they had to wait for an appointment	1	1	N/A	87.5%	89.1%	89.0%

* This is based on patients treated on this contract for their most recent course of treatment. Figures in italics indicate the base number of FP17s or Patient Questionnaire responses are less than 100. N/A is shown where the base number of responses is less than 10 during the period. % is calculated as Quantity/Base number*100

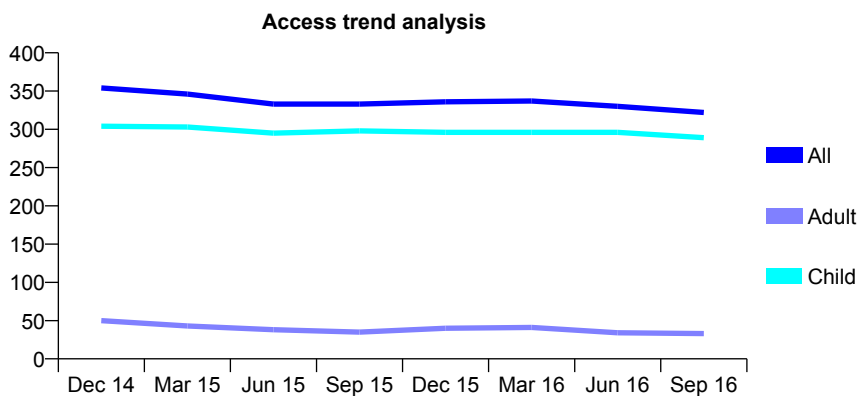
Q58 - Vital Signs At a Glance Contract Report for 244740/0001 - September 2016

Name or company name	MR AN FLATTERS
Contract type name	GDS Contract
Purpose of contract	General
Contract start date	01/04/2006
Contract end date	

16/17 Contracted general activity (UDA)	610
Carry forward general activity (UDA)	0
16/17 Contracted orthodontic activity (UOA)	0
Carry forward orthodontic activity (UOA)	0
Baseline contract value	£15,096.48

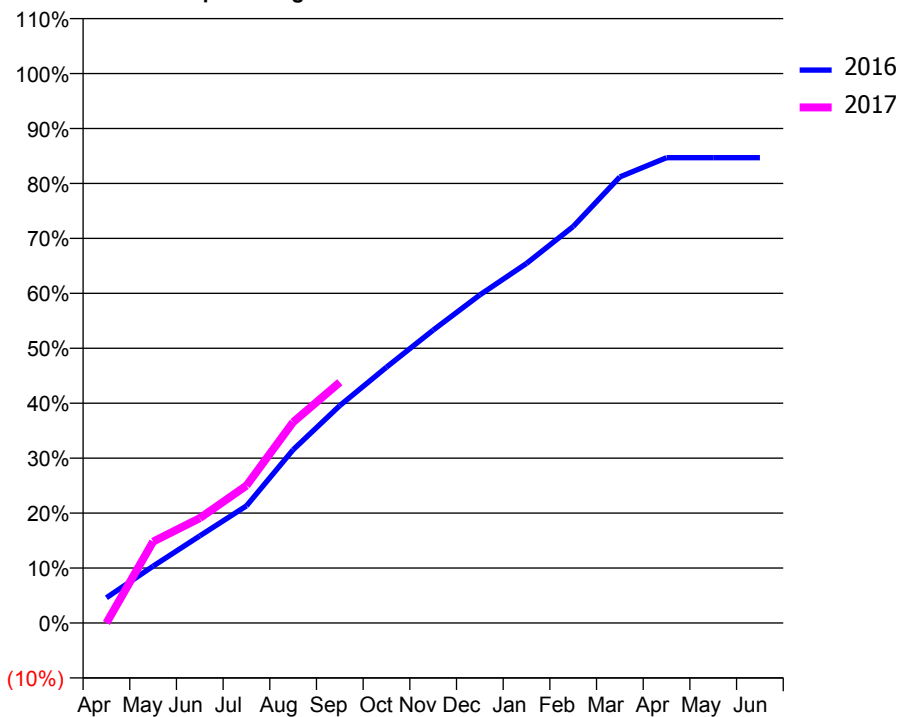
ACCESS*

Patients seen in 24 months	Total	Change since previous quarter
Quarter ending September 2015	333	
Quarter ending December 2015	336	→
Quarter ending March 2016	337	→
Quarter ending June 2016	330	↓
Quarter ending September 2016	322	↓
Variance since September 2015	(3.3%)	↓



ACTIVITY

Cumulative percentage of contracted UDA delivered 2016 & 2017



Adjusted Scheduled Activity (UDA)

Month	2016	2017
April	28	0
May	63	90
June	97	116
July	130	153
August	192	223
September	241	267
October	284	
November	325	
December	364	
January	399	
February	440	
March	495	
April	517	
May	517	
June	517	

QUALITY

	Quantity	Base Number	Contract	AT	Region	England
% of FP17s for the same patient ID Re-attending within 3 months - Children	9	213	4.2%	11.4%	12.0%	12.4%
% of FP17s for the same patient ID Re-attending within 3 months - Adults	1	8	12.5%	14.8%	15.9%	16.7%
% of FP17s for the same patient ID Re-attending between 3 & 9 months - Children	117	213	54.9%	55.6%	58.6%	57.4%
% of FP17s for the same patient ID Re-attending between 3 & 9 months - Adults	6	8	75.0%	48.1%	51.6%	50.5%
% of FP17s for Band 1 Urgent Courses	6	204	2.9%	8.3%	8.0%	9.1%
% of FP17s Relating to Free Repair or Replacements	0	204	0.0%	0.7%	0.8%	0.8%
% of FP17s Relating to Continuations	2	204	1.0%	1.0%	1.3%	1.3%
% of Patients satisfied with the dentistry they have received	0	0	N/A	94.0%	93.1%	93.2%
% of Patients satisfied with the time they had to wait for an appointment	0	0	N/A	87.5%	89.1%	89.0%

* This is based on patients treated on this contract for their most recent course of treatment. Figures in italics indicate the base number of FP17s or Patient Questionnaire responses are less than 100. N/A is shown where the base number of responses is less than 10 during the period. % is calculated as Quantity/Base number*100

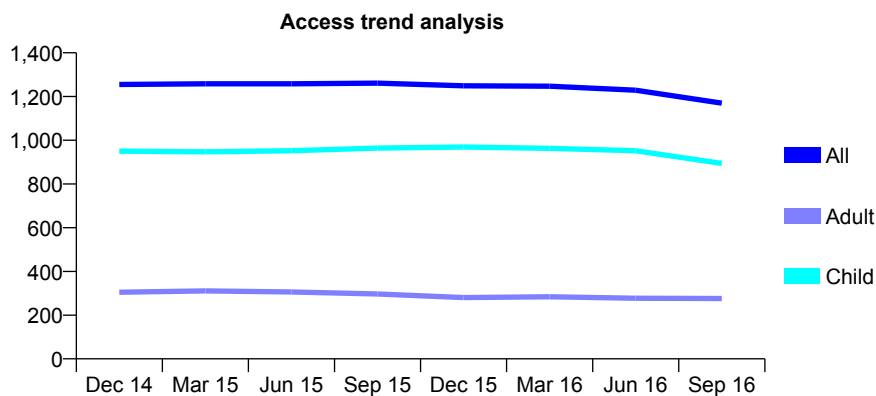
Q58 - Vital Signs At a Glance Contract Report for 244961/0001 - September 2016

Name or company name	MR RF COLIN
Contract type name	GDS Contract
Purpose of contract	General
Contract start date	01/04/2006
Contract end date	

16/17 Contracted general activity (UDA)	2,240
Carry forward general activity (UDA)	0
16/17 Contracted orthodontic activity (UOA)	0
Carry forward orthodontic activity (UOA)	0
Baseline contract value	£54,415.99

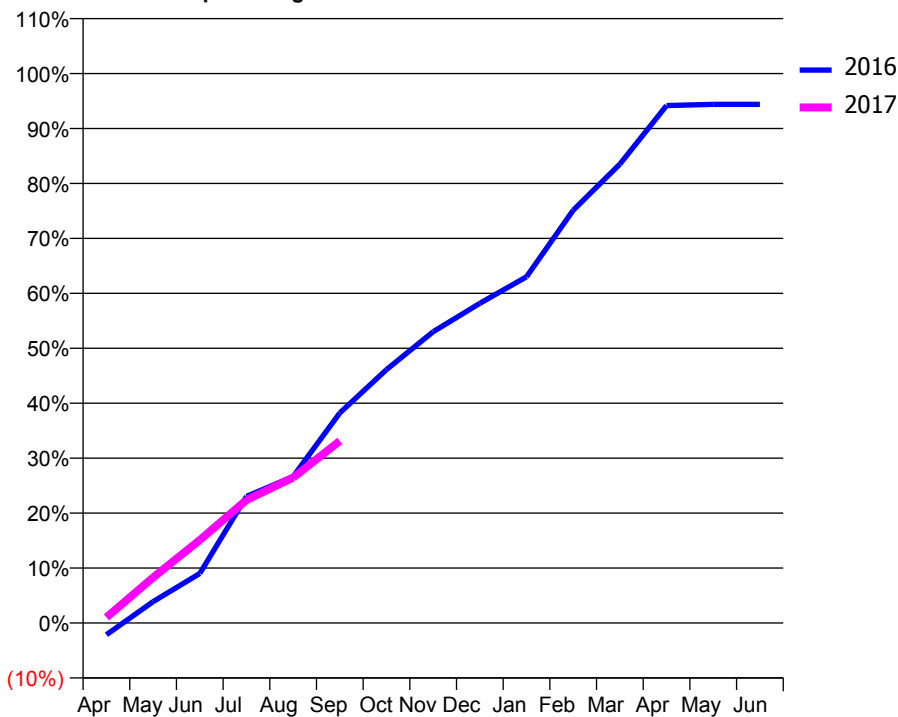
ACCESS*

Patients seen in 24 months	Total	Change since previous quarter
Quarter ending September 2015	1,261	
Quarter ending December 2015	1,249	→
Quarter ending March 2016	1,247	→
Quarter ending June 2016	1,229	↓
Quarter ending September 2016	1,170	↓
Variance since September 2015	(7.2%)	↓



ACTIVITY

Cumulative percentage of contracted UDA delivered 2016 & 2017



Adjusted Scheduled Activity (UDA)

Month	2016	2017
April	-48	23
May	87	185
June	202	338
July	516	502
August	597	593
September	856	742
October	1,033	
November	1,187	
December	1,303	
January	1,412	
February	1,683	
March	1,871	
April	2,109	
May	2,114	
June	2,114	

QUALITY

	Quantity	Base Number	Contract	AT	Region	England
% of FP17s for the same patient ID Re-attending within 3 months - Children	31	606	5.1%	11.4%	12.0%	12.4%
% of FP17s for the same patient ID Re-attending within 3 months - Adults	14	117	12.0%	14.8%	15.9%	16.7%
% of FP17s for the same patient ID Re-attending between 3 & 9 months - Children	386	606	63.7%	55.6%	58.6%	57.4%
% of FP17s for the same patient ID Re-attending between 3 & 9 months - Adults	59	117	50.4%	48.1%	51.6%	50.5%
% of FP17s for Band 1 Urgent Courses	11	560	2.0%	8.3%	8.0%	9.1%
% of FP17s Relating to Free Repair or Replacements	2	560	0.4%	0.7%	0.8%	0.8%
% of FP17s Relating to Continuations	1	560	0.2%	1.0%	1.3%	1.3%
% of Patients satisfied with the dentistry they have received	0	0	N/A	94.0%	93.1%	93.2%
% of Patients satisfied with the time they had to wait for an appointment	0	0	N/A	87.5%	89.1%	89.0%

* This is based on patients treated on this contract for their most recent course of treatment. Figures in italics indicate the base number of FP17s or Patient Questionnaire responses are less than 100. N/A is shown where the base number of responses is less than 10 during the period. % is calculated as Quantity/Base number*100

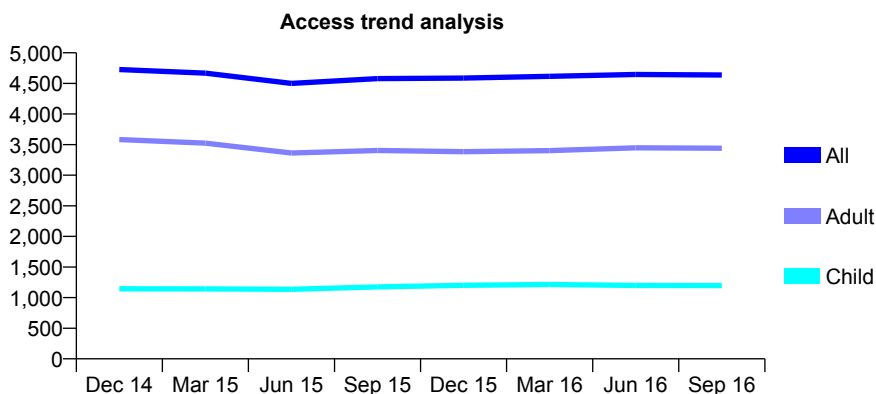
Q58 - Vital Signs At a Glance Contract Report for 245240/0001 - September 2016

Name or company name	MR A PELUSO
Contract type name	GDS Contract
Purpose of contract	General
Contract start date	01/04/2006
Contract end date	

16/17 Contracted general activity (UDA)	11,200
Carry forward general activity (UDA)	0
16/17 Contracted orthodontic activity (UOA)	0
Carry forward orthodontic activity (UOA)	0
Baseline contract value	£330,110.15

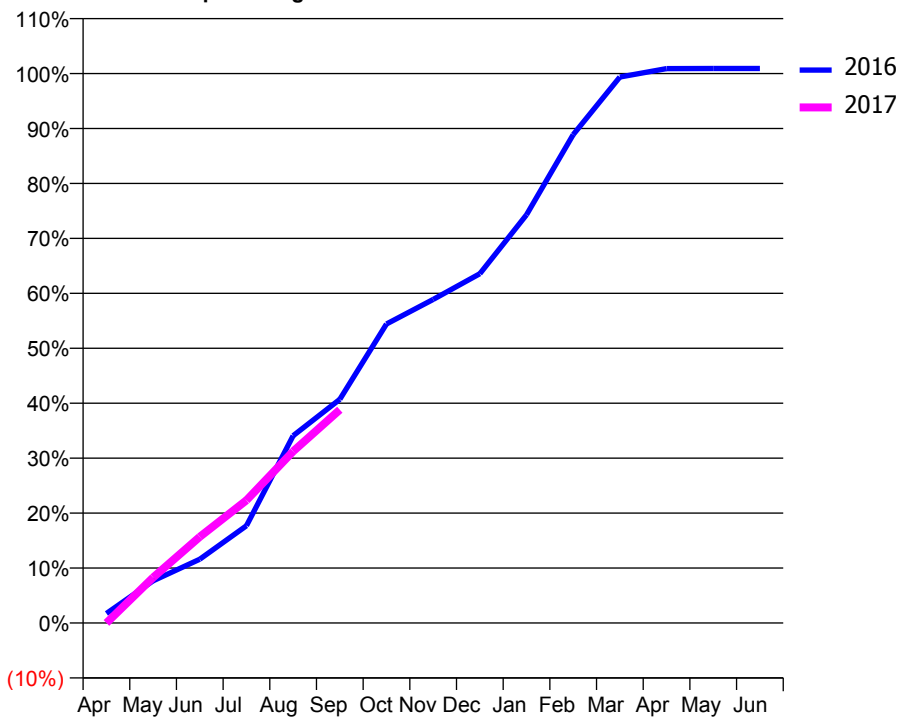
ACCESS*

Patients seen in 24 months	Total	Change since previous quarter
Quarter ending September 2015	4,579	
Quarter ending December 2015	4,587	→
Quarter ending March 2016	4,616	→
Quarter ending June 2016	4,647	→
Quarter ending September 2016	4,638	→
Variance since September 2015	1.3%	→



ACTIVITY

Cumulative percentage of contracted UDA delivered 2016 & 2017



Month	Adjusted Scheduled Activity (UDA)	
	2016	2017
April	193	0
May	859	928
June	1,300	1,758
July	1,983	2,502
August	3,817	3,500
September	4,560	4,348
October	6,094	
November	6,594	
December	7,120	
January	8,320	
February	9,954	
March	11,129	
April	11,300	
May	11,301	
June	11,301	

QUALITY

	Quantity	Base Number	Contract	AT	Region	England
% of FP17s for the same patient ID Re-attending within 3 months - Children	64	724	8.8%	11.4%	12.0%	12.4%
% of FP17s for the same patient ID Re-attending within 3 months - Adults	305	1,806	16.9%	14.8%	15.9%	16.7%
% of FP17s for the same patient ID Re-attending between 3 & 9 months - Children	366	724	50.6%	55.6%	58.6%	57.4%
% of FP17s for the same patient ID Re-attending between 3 & 9 months - Adults	798	1,806	44.2%	48.1%	51.6%	50.5%
% of FP17s for Band 1 Urgent Courses	219	1,990	11.0%	8.3%	8.0%	9.1%
% of FP17s Relating to Free Repair or Replacements	11	1,990	0.6%	0.7%	0.8%	0.8%
% of FP17s Relating to Continuations	6	1,990	0.3%	1.0%	1.3%	1.3%
% of Patients satisfied with the dentistry they have received	0	0	N/A	94.0%	93.1%	93.2%
% of Patients satisfied with the time they had to wait for an appointment	0	0	N/A	87.5%	89.1%	89.0%

* This is based on patients treated on this contract for their most recent course of treatment. Figures in italics indicate the base number of FP17s or Patient Questionnaire responses are less than 100. N/A is shown where the base number of responses is less than 10 during the period. % is calculated as Quantity/Base number*100

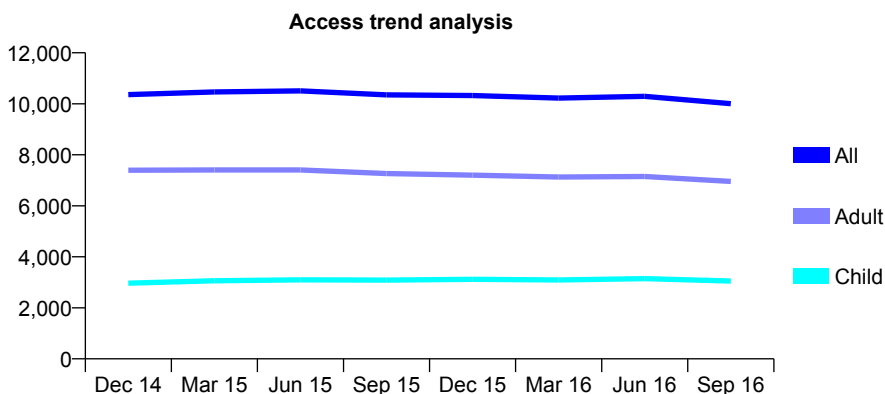
Q58 - Vital Signs At a Glance Contract Report for 245240/0002 - September 2016

Name or company name	MR A PELUSO
Contract type name	GDS Contract
Purpose of contract	General
Contract start date	01/04/2006
Contract end date	

16/17 Contracted general activity (UDA)	22,415
Carry forward general activity (UDA)	0
16/17 Contracted orthodontic activity (UOA)	0
Carry forward orthodontic activity (UOA)	0
Baseline contract value	£583,120.60

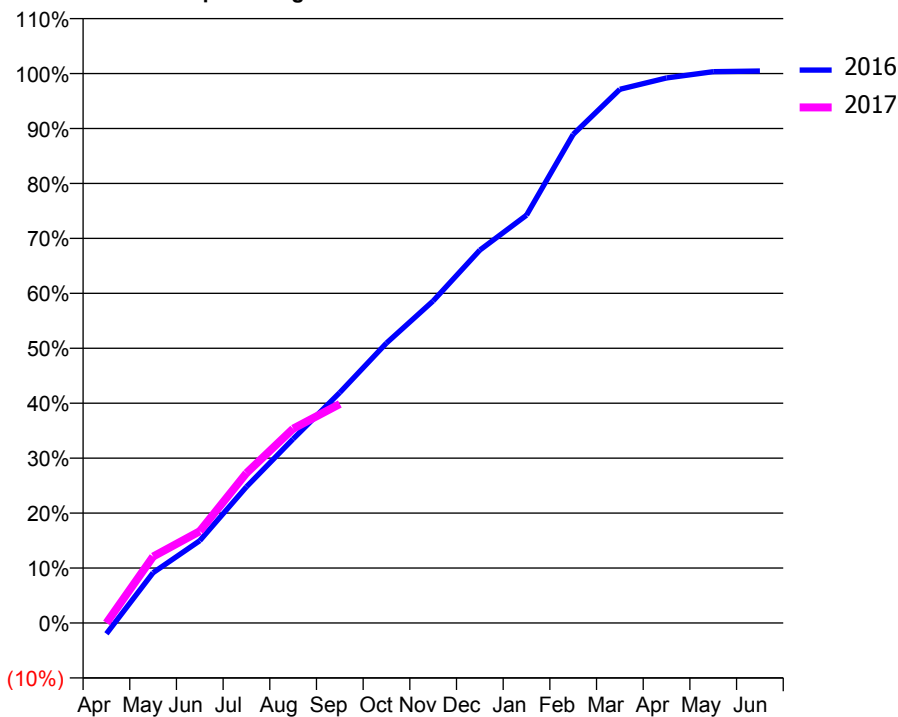
ACCESS*

Patients seen in 24 months	Total	Change since previous quarter
Quarter ending September 2015	10,352	
Quarter ending December 2015	10,325	→
Quarter ending March 2016	10,225	→
Quarter ending June 2016	10,294	→
Quarter ending September 2016	10,006	↓
Variance since September 2015	(3.3%)	↓



ACTIVITY

Cumulative percentage of contracted UDA delivered 2016 & 2017



Adjusted Scheduled Activity (UDA)

Month	2016	2017
April	-441	0
May	2,054	2,710
June	3,357	3,743
July	5,557	6,115
August	7,507	7,925
September	9,399	8,935
October	11,422	
November	13,139	
December	15,209	
January	16,639	
February	19,932	
March	21,770	
April	22,232	
May	22,491	
June	22,515	

QUALITY

	Quantity	Base Number	Contract	AT	Region	England
% of FP17s for the same patient ID Re-attending within 3 months - Children	197	2,056	9.6%	11.4%	12.0%	12.4%
% of FP17s for the same patient ID Re-attending within 3 months - Adults	658	4,136	15.9%	14.8%	15.9%	16.7%
% of FP17s for the same patient ID Re-attending between 3 & 9 months - Children	1,117	2,056	54.3%	55.6%	58.6%	57.4%
% of FP17s for the same patient ID Re-attending between 3 & 9 months - Adults	2,180	4,136	52.7%	48.1%	51.6%	50.5%
% of FP17s for Band 1 Urgent Courses	371	4,671	7.9%	8.3%	8.0%	9.1%
% of FP17s Relating to Free Repair or Replacements	44	4,671	0.9%	0.7%	0.8%	0.8%
% of FP17s Relating to Continuations	18	4,671	0.4%	1.0%	1.3%	1.3%
% of Patients satisfied with the dentistry they have received	1	3	N/A	94.0%	93.1%	93.2%
% of Patients satisfied with the time they had to wait for an appointment	3	3	N/A	87.5%	89.1%	89.0%

* This is based on patients treated on this contract for their most recent course of treatment. Figures in italics indicate the base number of FP17s or Patient Questionnaire responses are less than 100. N/A is shown where the base number of responses is less than 10 during the period. % is calculated as Quantity/Base number*100

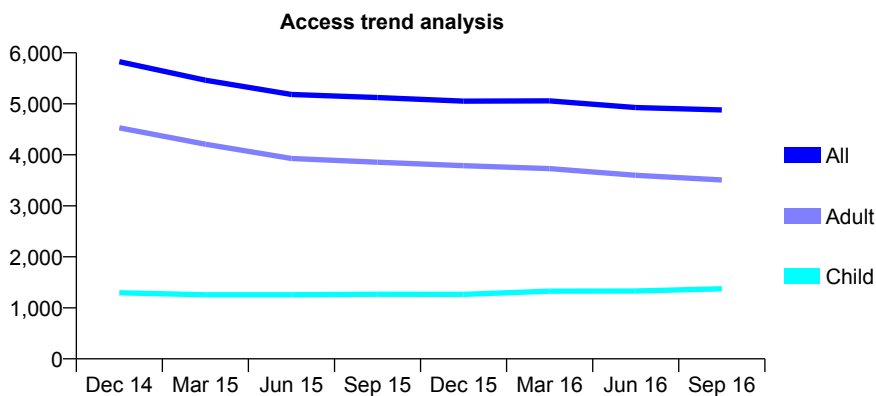
Q58 - Vital Signs At a Glance Contract Report for 245240/0007 - September 2016

Name or company name	MR A PELUSO
Contract type name	GDS Contract
Purpose of contract	General
Contract start date	18/08/2012
Contract end date	

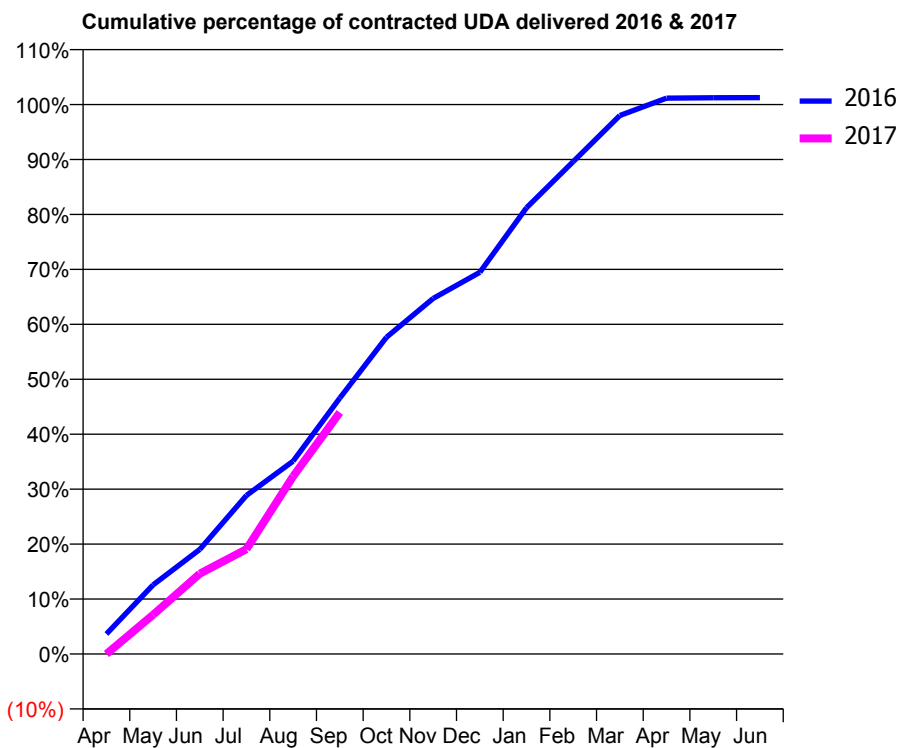
16/17 Contracted general activity (UDA)	10,145
Carry forward general activity (UDA)	0
16/17 Contracted orthodontic activity (UOA)	0
Carry forward orthodontic activity (UOA)	0
Baseline contract value	£223,596.61

ACCESS*

Patients seen in 24 months	Total	Change since previous quarter
Quarter ending September 2015	5,122	
Quarter ending December 2015	5,051	↓
Quarter ending March 2016	5,057	→
Quarter ending June 2016	4,927	↓
Quarter ending September 2016	4,881	→
Variance since September 2015	(4.7%)	↓



ACTIVITY



Month	Adjusted Scheduled Activity (UDA)	
	2016	2017
April	370	0
May	1,278	724
June	1,932	1,483
July	2,928	1,937
August	3,562	3,280
September	4,727	4,459
October	5,849	
November	6,564	
December	7,046	
January	8,238	
February	9,091	
March	9,942	
April	10,263	
May	10,270	
June	10,272	

QUALITY

	Quantity	Base Number	Contract	AT	Region	England
% of FP17s for the same patient ID Re-attending within 3 months - Children	63	1,028	6.1%	11.4%	12.0%	12.4%
% of FP17s for the same patient ID Re-attending within 3 months - Adults	191	1,602	11.9%	14.8%	15.9%	16.7%
% of FP17s for the same patient ID Re-attending between 3 & 9 months - Children	546	1,028	53.1%	55.6%	58.6%	57.4%
% of FP17s for the same patient ID Re-attending between 3 & 9 months - Adults	646	1,602	40.3%	48.1%	51.6%	50.5%
% of FP17s for Band 1 Urgent Courses	238	2,438	9.8%	8.3%	8.0%	9.1%
% of FP17s Relating to Free Repair or Replacements	27	2,438	1.1%	0.7%	0.8%	0.8%
% of FP17s Relating to Continuations	15	2,438	0.6%	1.0%	1.3%	1.3%
% of Patients satisfied with the dentistry they have received	3	3	N/A	94.0%	93.1%	93.2%
% of Patients satisfied with the time they had to wait for an appointment	3	3	N/A	87.5%	89.1%	89.0%

* This is based on patients treated on this contract for their most recent course of treatment. Figures in italics indicate the base number of FP17s or Patient Questionnaire responses are less than 100. N/A is shown where the base number of responses is less than 10 during the period. % is calculated as Quantity/Base number*100

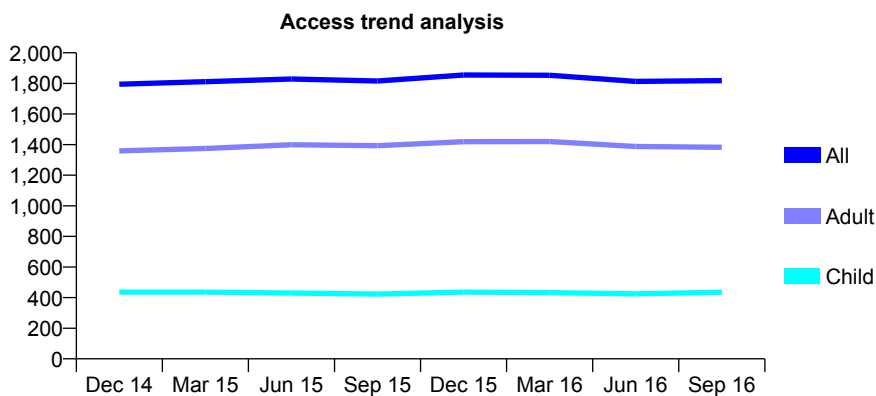
Q58 - Vital Signs At a Glance Contract Report for 246263/0001 - September 2016

Name or company name	MR NF FARYAD
Contract type name	GDS Contract
Purpose of contract	General
Contract start date	01/04/2006
Contract end date	

16/17 Contracted general activity (UDA)	8,525
Carry forward general activity (UDA)	0
16/17 Contracted orthodontic activity (UOA)	0
Carry forward orthodontic activity (UOA)	0
Baseline contract value	£237,294.82

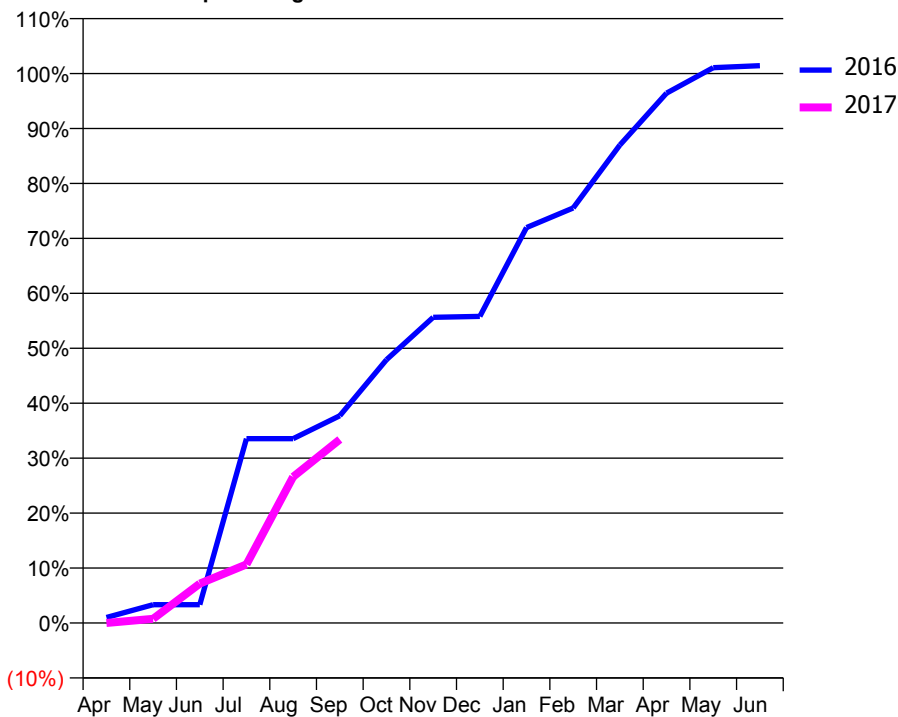
ACCESS*

Patients seen in 24 months	Total	Change since previous quarter
Quarter ending September 2015	1,816	
Quarter ending December 2015	1,855	↑
Quarter ending March 2016	1,853	→
Quarter ending June 2016	1,813	↓
Quarter ending September 2016	1,818	→
Variance since September 2015	0.1%	→



ACTIVITY

Cumulative percentage of contracted UDA delivered 2016 & 2017



Month	Adjusted Scheduled Activity (UDA)	
	2016	2017
April	85	0
May	285	66
June	285	611
July	2,861	909
August	2,861	2,268
September	3,217	2,848
October	4,084	
November	4,742	
December	4,758	
January	6,135	
February	6,440	
March	7,416	
April	8,220	
May	8,616	
June	8,647	

QUALITY

	Quantity	Base Number	Contract	AT	Region	England
% of FP17s for the same patient ID Re-attending within 3 months - Children	14	318	4.4%	11.4%	12.0%	12.4%
% of FP17s for the same patient ID Re-attending within 3 months - Adults	104	900	11.6%	14.8%	15.9%	16.7%
% of FP17s for the same patient ID Re-attending between 3 & 9 months - Children	198	318	62.3%	55.6%	58.6%	57.4%
% of FP17s for the same patient ID Re-attending between 3 & 9 months - Adults	484	900	53.8%	48.1%	51.6%	50.5%
% of FP17s for Band 1 Urgent Courses	10	833	1.2%	8.3%	8.0%	9.1%
% of FP17s Relating to Free Repair or Replacements	4	833	0.5%	0.7%	0.8%	0.8%
% of FP17s Relating to Continuations	8	833	1.0%	1.0%	1.3%	1.3%
% of Patients satisfied with the dentistry they have received	0	0	N/A	94.0%	93.1%	93.2%
% of Patients satisfied with the time they had to wait for an appointment	0	0	N/A	87.5%	89.1%	89.0%

* This is based on patients treated on this contract for their most recent course of treatment. Figures in italics indicate the base number of FP17s or Patient Questionnaire responses are less than 100. N/A is shown where the base number of responses is less than 10 during the period. % is calculated as Quantity/Base number*100

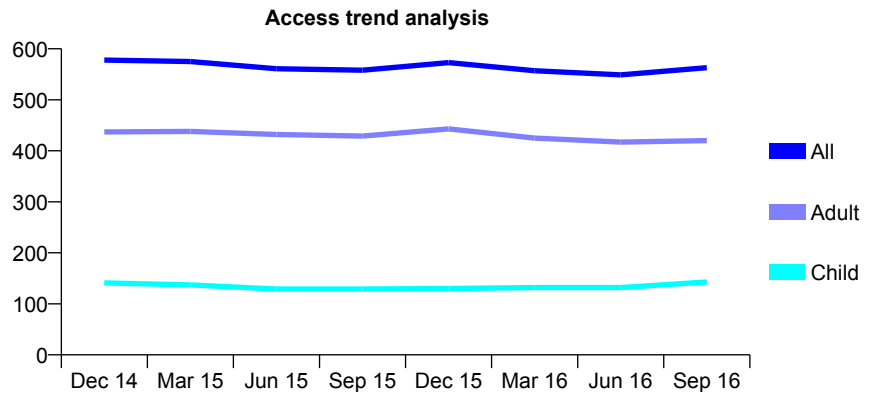
Q58 - Vital Signs At a Glance Contract Report for 251240/0001 - September 2016

Name or company name	MISS NB YELLA
Contract type name	GDS Contract
Purpose of contract	General
Contract start date	01/02/2008
Contract end date	

16/17 Contracted general activity (UDA)	1,679
Carry forward general activity (UDA)	0
16/17 Contracted orthodontic activity (UOA)	0
Carry forward orthodontic activity (UOA)	0
Baseline contract value	£47,645.51

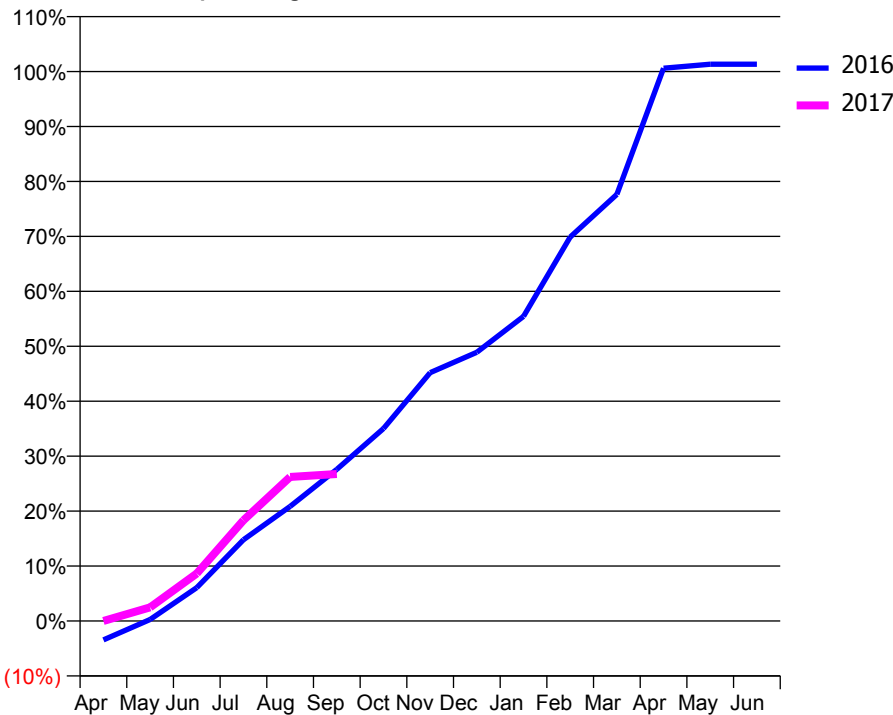
ACCESS*

Patients seen in 24 months	Total	Change since previous quarter
Quarter ending September 2015	558	
Quarter ending December 2015	573	↑
Quarter ending March 2016	557	↓
Quarter ending June 2016	549	↓
Quarter ending September 2016	563	↑
Variance since September 2015	0.9%	→



ACTIVITY

Cumulative percentage of contracted UDA delivered 2016 & 2017



Month	Adjusted Scheduled Activity (UDA)	
	2016	2017
April	-58	0
May	5	42
June	102	145
July	248	308
August	350	440
September	464	449
October	588	
November	759	
December	821	
January	931	
February	1,173	
March	1,304	
April	1,689	
May	1,701	
June	1,701	

QUALITY

	Quantity	Base Number	Contract	AT	Region	England
% of FP17s for the same patient ID Re-attending within 3 months - Children	8	87	9.2%	11.4%	12.0%	12.4%
% of FP17s for the same patient ID Re-attending within 3 months - Adults	11	156	7.1%	14.8%	15.9%	16.7%
% of FP17s for the same patient ID Re-attending between 3 & 9 months - Children	36	87	41.4%	55.6%	58.6%	57.4%
% of FP17s for the same patient ID Re-attending between 3 & 9 months - Adults	40	156	25.6%	48.1%	51.6%	50.5%
% of FP17s for Band 1 Urgent Courses	22	158	13.9%	8.3%	8.0%	9.1%
% of FP17s Relating to Free Repair or Replacements	8	158	5.1%	0.7%	0.8%	0.8%
% of FP17s Relating to Continuations	0	158	0.0%	1.0%	1.3%	1.3%
% of Patients satisfied with the dentistry they have received	0	0	N/A	94.0%	93.1%	93.2%
% of Patients satisfied with the time they had to wait for an appointment	0	0	N/A	87.5%	89.1%	89.0%

* This is based on patients treated on this contract for their most recent course of treatment. Figures in italics indicate the base number of FP17s or Patient Questionnaire responses are less than 100. N/A is shown where the base number of responses is less than 10 during the period. % is calculated as Quantity/Base number*100

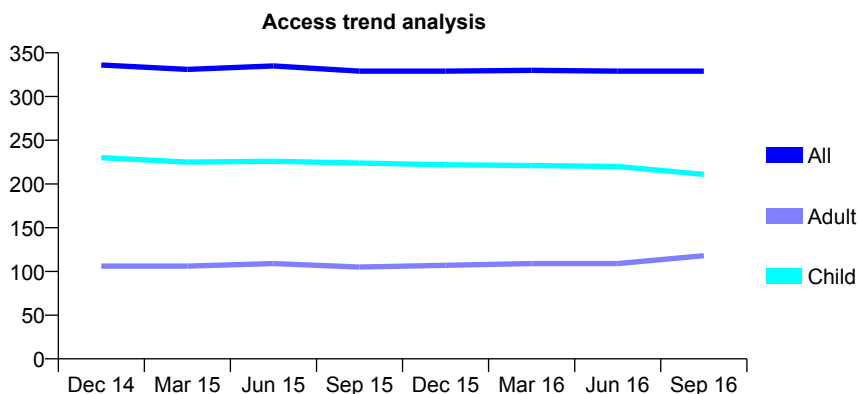
Q58 - Vital Signs At a Glance Contract Report for 256528/0001 - September 2016

Name or company name	MR JW BRAZIER
Contract type name	GDS Contract
Purpose of contract	General
Contract start date	01/04/2006
Contract end date	

16/17 Contracted general activity (UDA)	800
Carry forward general activity (UDA)	0
16/17 Contracted orthodontic activity (UOA)	0
Carry forward orthodontic activity (UOA)	0
Baseline contract value	£18,188.60

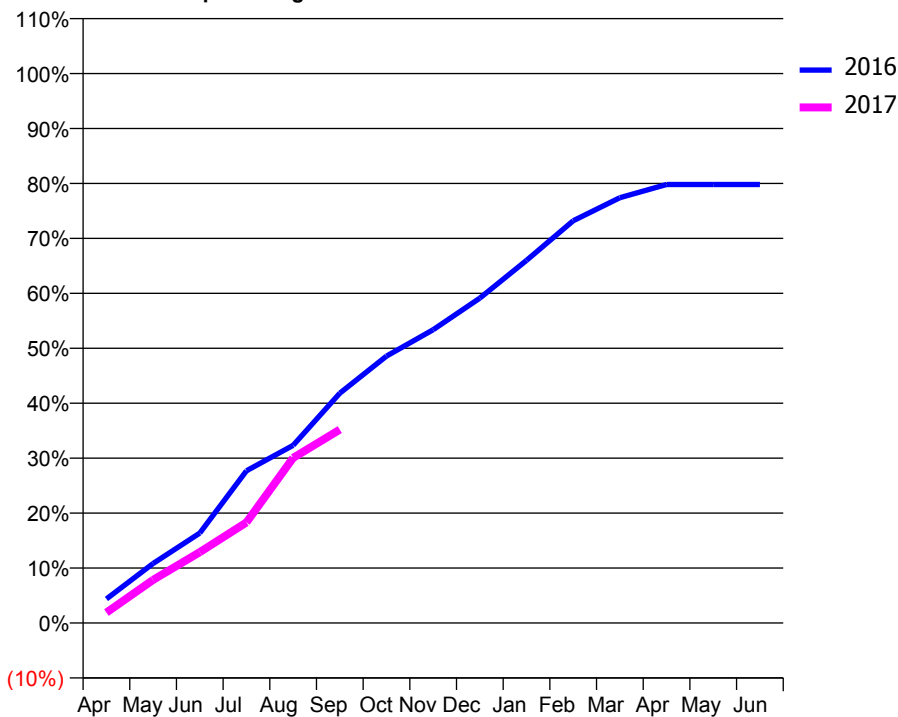
ACCESS*

Patients seen in 24 months	Total	Change since previous quarter
Quarter ending September 2015	329	
Quarter ending December 2015	329	→
Quarter ending March 2016	330	→
Quarter ending June 2016	329	→
Quarter ending September 2016	329	→
Variance since September 2015	0.0%	→



ACTIVITY

Cumulative percentage of contracted UDA delivered 2016 & 2017



Adjusted Scheduled Activity (UDA)

Month	2016	2017
April	35	15
May	87	63
June	131	103
July	222	146
August	259	240
September	335	282
October	389	
November	427	
December	473	
January	528	
February	586	
March	619	
April	638	
May	638	
June	638	

QUALITY

	Quantity	Base Number	Contract	AT	Region	England
% of FP17s for the same patient ID Re-attending within 3 months - Children	12	150	8.0%	11.4%	12.0%	12.4%
% of FP17s for the same patient ID Re-attending within 3 months - Adults	11	55	20.0%	14.8%	15.9%	16.7%
% of FP17s for the same patient ID Re-attending between 3 & 9 months - Children	83	150	55.3%	55.6%	58.6%	57.4%
% of FP17s for the same patient ID Re-attending between 3 & 9 months - Adults	28	55	50.9%	48.1%	51.6%	50.5%
% of FP17s for Band 1 Urgent Courses	8	192	4.2%	8.3%	8.0%	9.1%
% of FP17s Relating to Free Repair or Replacements	2	192	1.0%	0.7%	0.8%	0.8%
% of FP17s Relating to Continuations	0	192	0.0%	1.0%	1.3%	1.3%
% of Patients satisfied with the dentistry they have received	0	0	N/A	94.0%	93.1%	93.2%
% of Patients satisfied with the time they had to wait for an appointment	0	0	N/A	87.5%	89.1%	89.0%

* This is based on patients treated on this contract for their most recent course of treatment. Figures in italics indicate the base number of FP17s or Patient Questionnaire responses are less than 100. N/A is shown where the base number of responses is less than 10 during the period. % is calculated as Quantity/Base number*100

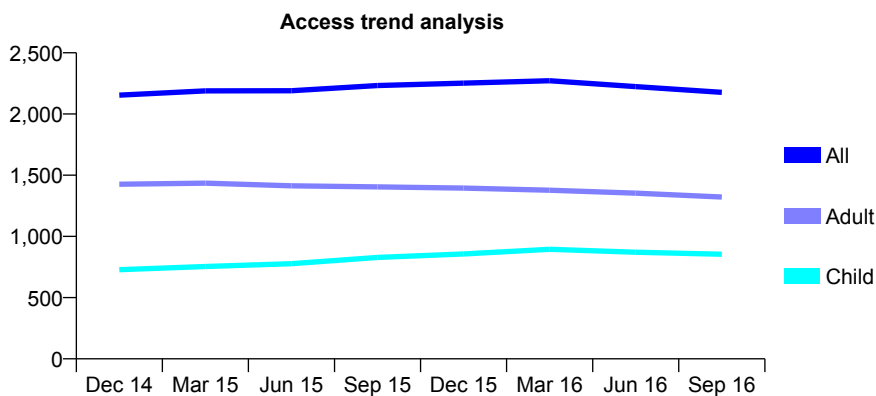
Q58 - Vital Signs At a Glance Contract Report for 257141/0002 - September 2016

Name or company name	MR J CRAIG
Contract type name	GDS Contract
Purpose of contract	General
Contract start date	01/07/2012
Contract end date	

16/17 Contracted general activity (UDA)	7,200
Carry forward general activity (UDA)	0
16/17 Contracted orthodontic activity (UOA)	0
Carry forward orthodontic activity (UOA)	0
Baseline contract value	£161,760.55

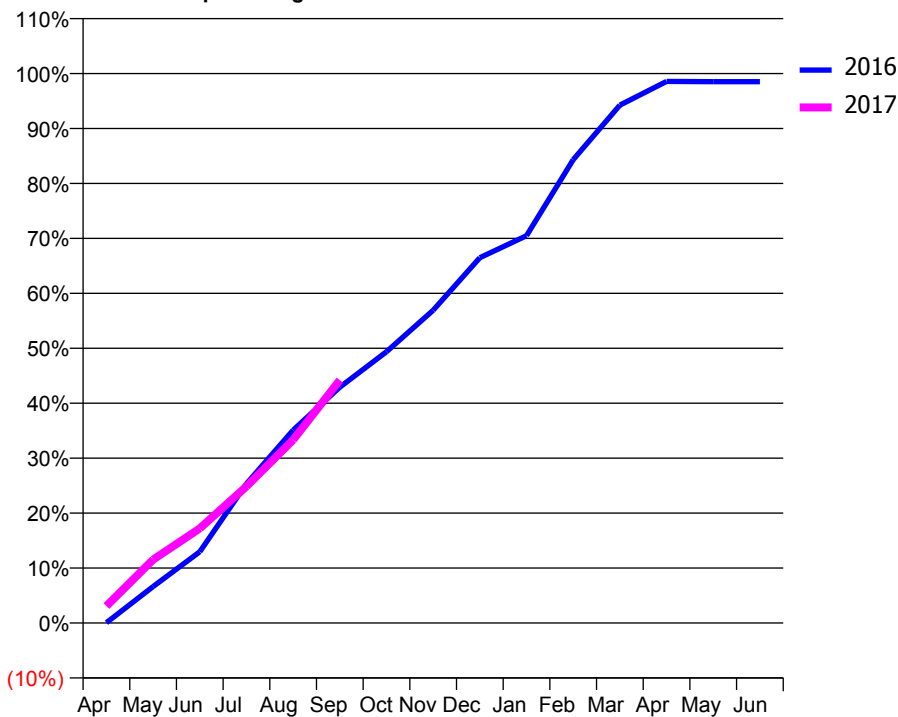
ACCESS*

Patients seen in 24 months	Total	Change since previous quarter
Quarter ending September 2015	2,233	
Quarter ending December 2015	2,252	→
Quarter ending March 2016	2,272	→
Quarter ending June 2016	2,224	↓
Quarter ending September 2016	2,177	↓
Variance since September 2015	(2.5%)	↓



ACTIVITY

Cumulative percentage of contracted UDA delivered 2016 & 2017



Month	Adjusted Scheduled Activity (UDA)	
	2016	2017
April	4	223
May	477	830
June	933	1,240
July	1,826	1,790
August	2,528	2,400
September	3,089	3,182
October	3,555	
November	4,099	
December	4,786	
January	5,076	
February	6,070	
March	6,785	
April	7,096	
May	7,092	
June	7,092	

QUALITY

	Quantity	Base Number	Contract	AT	Region	England
% of FP17s for the same patient ID Re-attending within 3 months - Children	58	782	7.4%	11.4%	12.0%	12.4%
% of FP17s for the same patient ID Re-attending within 3 months - Adults	159	1,079	14.7%	14.8%	15.9%	16.7%
% of FP17s for the same patient ID Re-attending between 3 & 9 months - Children	566	782	72.4%	55.6%	58.6%	57.4%
% of FP17s for the same patient ID Re-attending between 3 & 9 months - Adults	744	1,079	69.0%	48.1%	51.6%	50.5%
% of FP17s for Band 1 Urgent Courses	139	1,719	8.1%	8.3%	8.0%	9.1%
% of FP17s Relating to Free Repair or Replacements	6	1,719	0.3%	0.7%	0.8%	0.8%
% of FP17s Relating to Continuations	0	1,719	0.0%	1.0%	1.3%	1.3%
% of Patients satisfied with the dentistry they have received	1	1	N/A	94.0%	93.1%	93.2%
% of Patients satisfied with the time they had to wait for an appointment	1	1	N/A	87.5%	89.1%	89.0%

* This is based on patients treated on this contract for their most recent course of treatment. Figures in italics indicate the base number of FP17s or Patient Questionnaire responses are less than 100. N/A is shown where the base number of responses is less than 10 during the period. % is calculated as Quantity/Base number*100

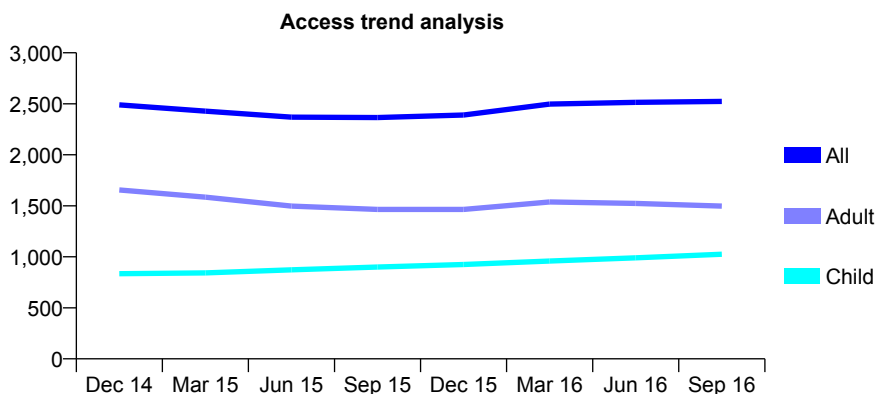
Q58 - Vital Signs At a Glance Contract Report for 258598/0001 - September 2016

Name or company name	MR S OLDHAM
Contract type name	GDS Contract
Purpose of contract	General
Contract start date	01/04/2007
Contract end date	

16/17 Contracted general activity (UDA)	4,667
Carry forward general activity (UDA)	0
16/17 Contracted orthodontic activity (UOA)	0
Carry forward orthodontic activity (UOA)	0
Baseline contract value	£115,880.67

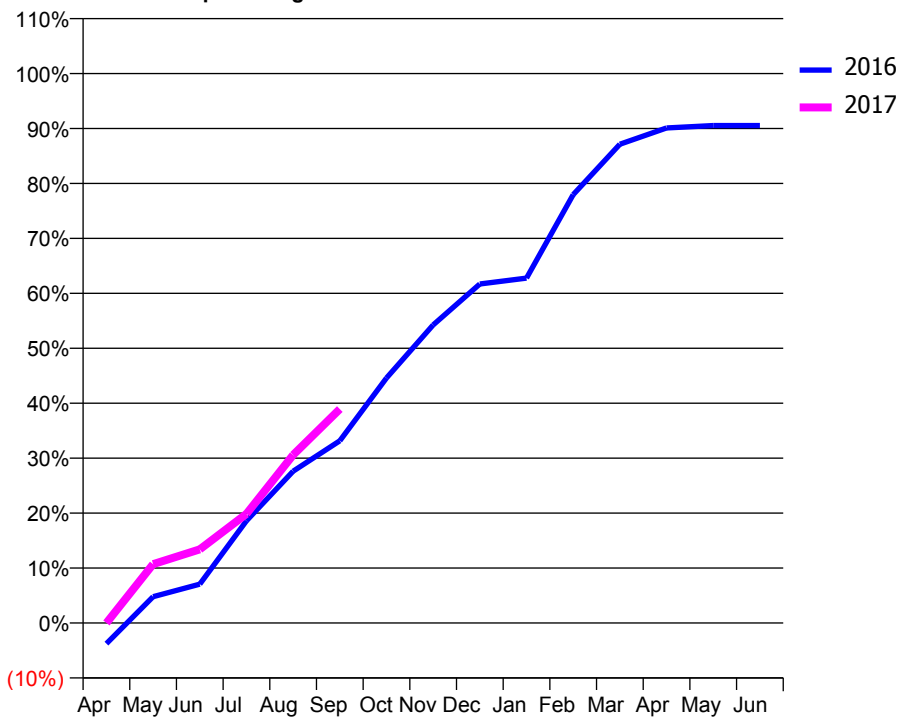
ACCESS*

Patients seen in 24 months	Total	Change since previous quarter
Quarter ending September 2015	2,365	
Quarter ending December 2015	2,390	→
Quarter ending March 2016	2,497	↑
Quarter ending June 2016	2,514	→
Quarter ending September 2016	2,524	→
Variance since September 2015	6.7%	↑



ACTIVITY

Cumulative percentage of contracted UDA delivered 2016 & 2017



Adjusted Scheduled Activity (UDA)

Month	2016	2017
April	-176	0
May	224	500
June	330	626
July	868	927
August	1,290	1,427
September	1,548	1,817
October	2,081	
November	2,532	
December	2,879	
January	2,930	
February	3,639	
March	4,067	
April	4,205	
May	4,225	
June	4,225	

QUALITY

	Quantity	Base Number	Contract	AT	Region	England
% of FP17s for the same patient ID Re-attending within 3 months - Children	47	783	6.0%	11.4%	12.0%	12.4%
% of FP17s for the same patient ID Re-attending within 3 months - Adults	109	858	12.7%	14.8%	15.9%	16.7%
% of FP17s for the same patient ID Re-attending between 3 & 9 months - Children	459	783	58.6%	55.6%	58.6%	57.4%
% of FP17s for the same patient ID Re-attending between 3 & 9 months - Adults	387	858	45.1%	48.1%	51.6%	50.5%
% of FP17s for Band 1 Urgent Courses	75	1,035	7.2%	8.3%	8.0%	9.1%
% of FP17s Relating to Free Repair or Replacements	1	1,035	0.1%	0.7%	0.8%	0.8%
% of FP17s Relating to Continuations	9	1,035	0.9%	1.0%	1.3%	1.3%
% of Patients satisfied with the dentistry they have received	2	2	N/A	94.0%	93.1%	93.2%
% of Patients satisfied with the time they had to wait for an appointment	2	2	N/A	87.5%	89.1%	89.0%

* This is based on patients treated on this contract for their most recent course of treatment. Figures in italics indicate the base number of FP17s or Patient Questionnaire responses are less than 100. N/A is shown where the base number of responses is less than 10 during the period. % is calculated as Quantity/Base number*100

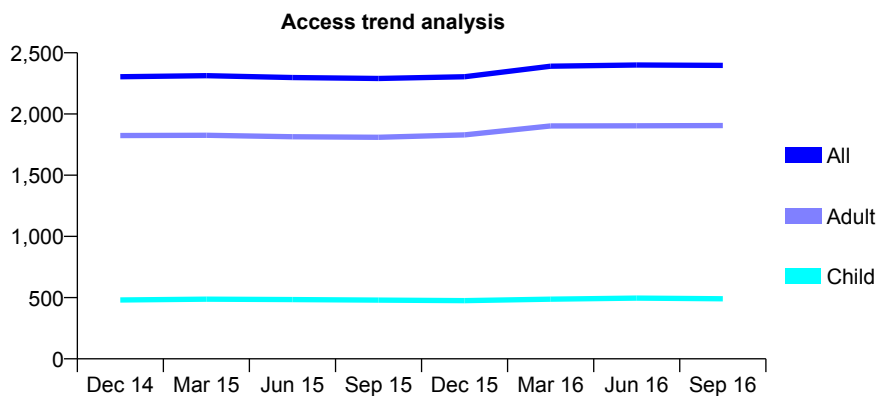
Q58 - Vital Signs At a Glance Contract Report for 261483/0001 - September 2016

Name or company name	MR BP PATEL
Contract type name	GDS Contract
Purpose of contract	General
Contract start date	01/04/2006
Contract end date	

16/17 Contracted general activity (UDA)	6,200
Carry forward general activity (UDA)	0
16/17 Contracted orthodontic activity (UOA)	0
Carry forward orthodontic activity (UOA)	0
Baseline contract value	£151,045.76

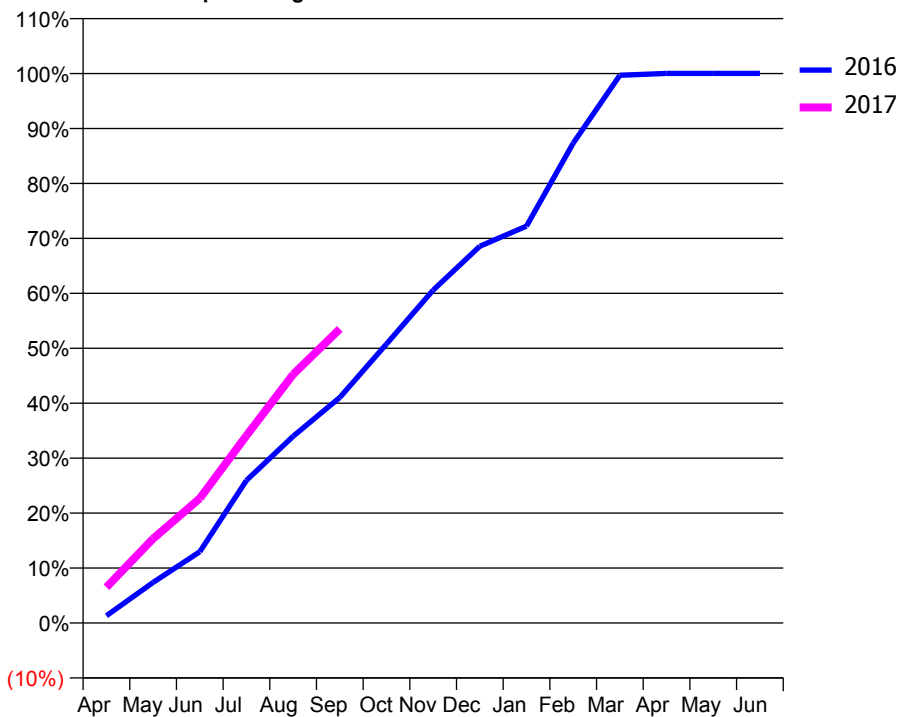
ACCESS*

Patients seen in 24 months	Total	Change since previous quarter
Quarter ending September 2015	2,290	
Quarter ending December 2015	2,304	→
Quarter ending March 2016	2,391	↑
Quarter ending June 2016	2,400	→
Quarter ending September 2016	2,397	→
Variance since September 2015	4.7%	↑



ACTIVITY

Cumulative percentage of contracted UDA delivered 2016 & 2017



Month	Adjusted Scheduled Activity (UDA)	
	2016	2017
April	82	404
May	459	952
June	804	1,407
July	1,608	2,115
August	2,107	2,805
September	2,545	3,319
October	3,148	
November	3,756	
December	4,251	
January	4,478	
February	5,415	
March	6,179	
April	6,201	
May	6,201	
June	6,201	

QUALITY

	Quantity	Base Number	Contract	AT	Region	England
% of FP17s for the same patient ID Re-attending within 3 months - Children	38	368	10.3%	11.4%	12.0%	12.4%
% of FP17s for the same patient ID Re-attending within 3 months - Adults	249	1,459	17.1%	14.8%	15.9%	16.7%
% of FP17s for the same patient ID Re-attending between 3 & 9 months - Children	194	368	52.7%	55.6%	58.6%	57.4%
% of FP17s for the same patient ID Re-attending between 3 & 9 months - Adults	815	1,459	55.9%	48.1%	51.6%	50.5%
% of FP17s for Band 1 Urgent Courses	208	1,494	13.9%	8.3%	8.0%	9.1%
% of FP17s Relating to Free Repair or Replacements	19	1,494	1.3%	0.7%	0.8%	0.8%
% of FP17s Relating to Continuations	13	1,494	0.9%	1.0%	1.3%	1.3%
% of Patients satisfied with the dentistry they have received	1	1	N/A	94.0%	93.1%	93.2%
% of Patients satisfied with the time they had to wait for an appointment	1	1	N/A	87.5%	89.1%	89.0%

* This is based on patients treated on this contract for their most recent course of treatment. Figures in italics indicate the base number of FP17s or Patient Questionnaire responses are less than 100. N/A is shown where the base number of responses is less than 10 during the period. % is calculated as Quantity/Base number*100

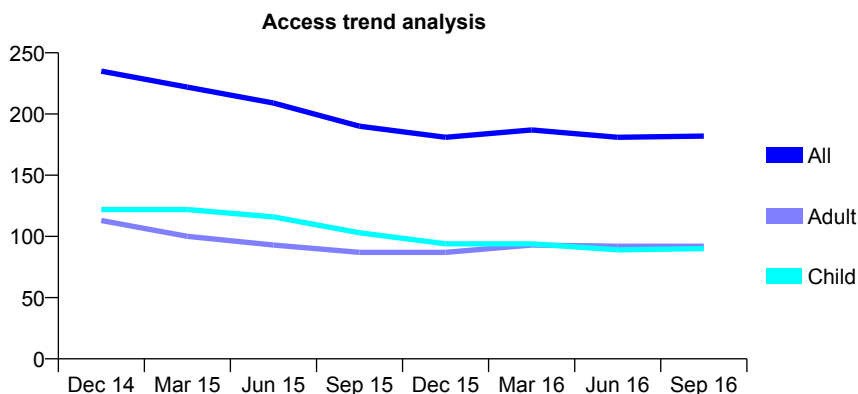
Q58 - Vital Signs At a Glance Contract Report for 261785/0001 - September 2016

Name or company name	MR P SABHARWAL
Contract type name	GDS Contract
Purpose of contract	General
Contract start date	01/04/2006
Contract end date	

16/17 Contracted general activity (UDA)	658
Carry forward general activity (UDA)	0
16/17 Contracted orthodontic activity (UOA)	0
Carry forward orthodontic activity (UOA)	0
Baseline contract value	£19,435.23

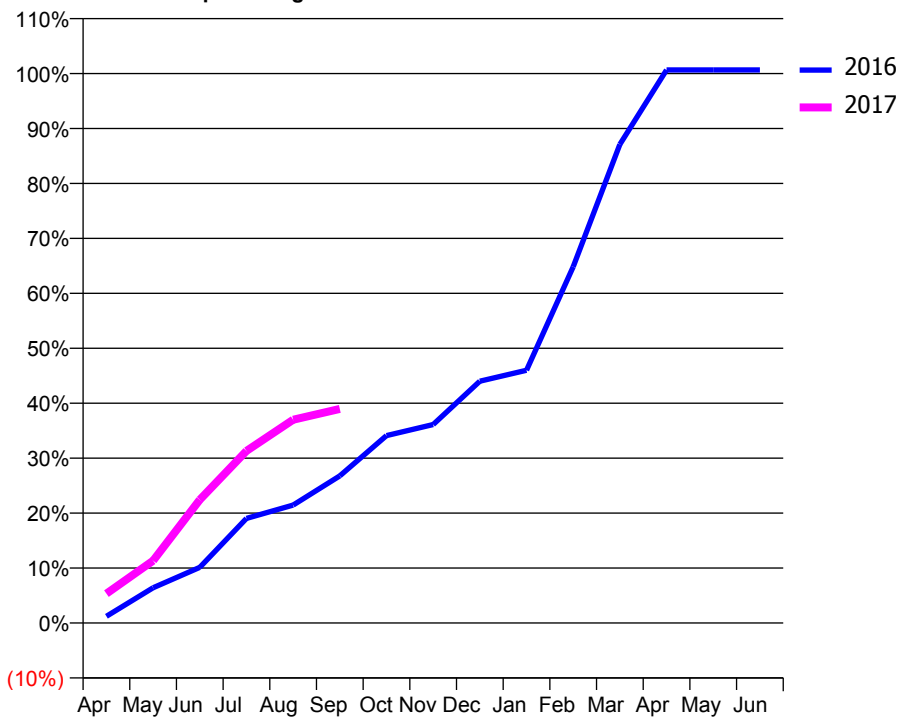
ACCESS*

Patients seen in 24 months	Total	Change since previous quarter
Quarter ending September 2015	190	
Quarter ending December 2015	181	↓
Quarter ending March 2016	187	↑
Quarter ending June 2016	181	↓
Quarter ending September 2016	182	→
Variance since September 2015	(4.2%)	↓



ACTIVITY

Cumulative percentage of contracted UDA delivered 2016 & 2017



Adjusted Scheduled Activity (UDA)

Month	2016	2017
April	8	35
May	42	75
June	67	148
July	125	206
August	141	243
September	176	256
October	224	
November	238	
December	290	
January	303	
February	427	
March	573	
April	662	
May	662	
June	662	

QUALITY

	Quantity	Base Number	Contract	AT	Region	England
% of FP17s for the same patient ID Re-attending within 3 months - Children	2	49	4.1%	11.4%	12.0%	12.4%
% of FP17s for the same patient ID Re-attending within 3 months - Adults	3	44	6.8%	14.8%	15.9%	16.7%
% of FP17s for the same patient ID Re-attending between 3 & 9 months - Children	29	49	59.2%	55.6%	58.6%	57.4%
% of FP17s for the same patient ID Re-attending between 3 & 9 months - Adults	18	44	40.9%	48.1%	51.6%	50.5%
% of FP17s for Band 1 Urgent Courses	12	76	15.8%	8.3%	8.0%	9.1%
% of FP17s Relating to Free Repair or Replacements	0	76	0.0%	0.7%	0.8%	0.8%
% of FP17s Relating to Continuations	0	76	0.0%	1.0%	1.3%	1.3%
% of Patients satisfied with the dentistry they have received	0	0	N/A	94.0%	93.1%	93.2%
% of Patients satisfied with the time they had to wait for an appointment	0	0	N/A	87.5%	89.1%	89.0%

* This is based on patients treated on this contract for their most recent course of treatment. Figures in italics indicate the base number of FP17s or Patient Questionnaire responses are less than 100. N/A is shown where the base number of responses is less than 10 during the period. % is calculated as Quantity/Base number*100

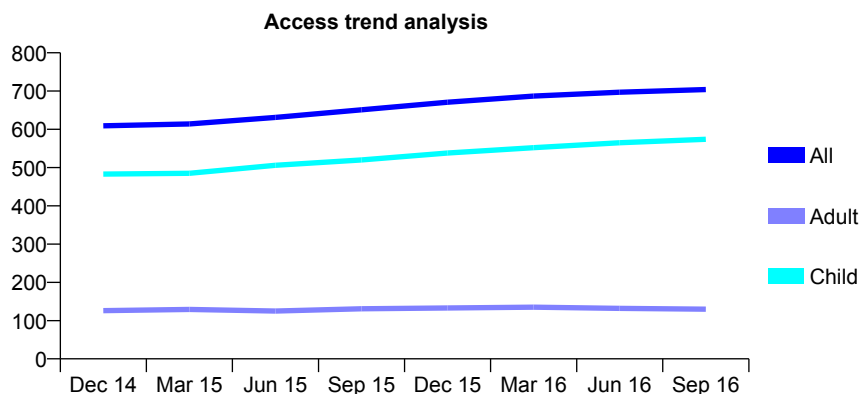
Q58 - Vital Signs At a Glance Contract Report for 263605/0002 - September 2016

Name or company name	MR MD VERNON
Contract type name	GDS Contract
Purpose of contract	General
Contract start date	01/02/2010
Contract end date	

16/17 Contracted general activity (UDA)	1,184
Carry forward general activity (UDA)	0
16/17 Contracted orthodontic activity (UOA)	0
Carry forward orthodontic activity (UOA)	0
Baseline contract value	£31,456.78

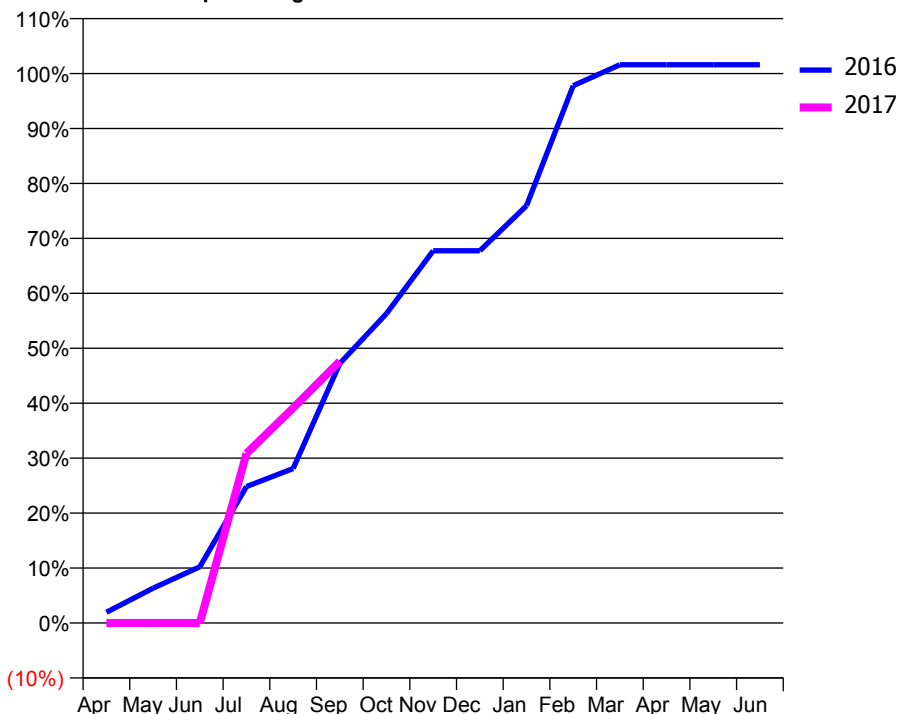
ACCESS*

Patients seen in 24 months	Total	Change since previous quarter
Quarter ending September 2015	651	
Quarter ending December 2015	671	↑
Quarter ending March 2016	687	↑
Quarter ending June 2016	697	→
Quarter ending September 2016	704	→
Variance since September 2015	8.1%	↑



ACTIVITY

Cumulative percentage of contracted UDA delivered 2016 & 2017



Month	Adjusted Scheduled Activity (UDA)	
	2016	2017
April	23	0
May	75	0
June	121	0
July	294	365
August	333	463
September	559	564
October	667	
November	802	
December	802	
January	899	
February	1,158	
March	1,203	
April	1,203	
May	1,203	
June	1,203	

QUALITY

	Quantity	Base Number	Contract	AT	Region	England
% of FP17s for the same patient ID Re-attending within 3 months - Children	10	415	2.4%	11.4%	12.0%	12.4%
% of FP17s for the same patient ID Re-attending within 3 months - Adults	2	40	5.0%	14.8%	15.9%	16.7%
% of FP17s for the same patient ID Re-attending between 3 & 9 months - Children	277	415	66.7%	55.6%	58.6%	57.4%
% of FP17s for the same patient ID Re-attending between 3 & 9 months - Adults	31	40	77.5%	48.1%	51.6%	50.5%
% of FP17s for Band 1 Urgent Courses	1	429	0.2%	8.3%	8.0%	9.1%
% of FP17s Relating to Free Repair or Replacements	0	429	0.0%	0.7%	0.8%	0.8%
% of FP17s Relating to Continuations	0	429	0.0%	1.0%	1.3%	1.3%
% of Patients satisfied with the dentistry they have received	0	0	N/A	94.0%	93.1%	93.2%
% of Patients satisfied with the time they had to wait for an appointment	0	0	N/A	87.5%	89.1%	89.0%

* This is based on patients treated on this contract for their most recent course of treatment. Figures in italics indicate the base number of FP17s or Patient Questionnaire responses are less than 100. N/A is shown where the base number of responses is less than 10 during the period. % is calculated as Quantity/Base number*100

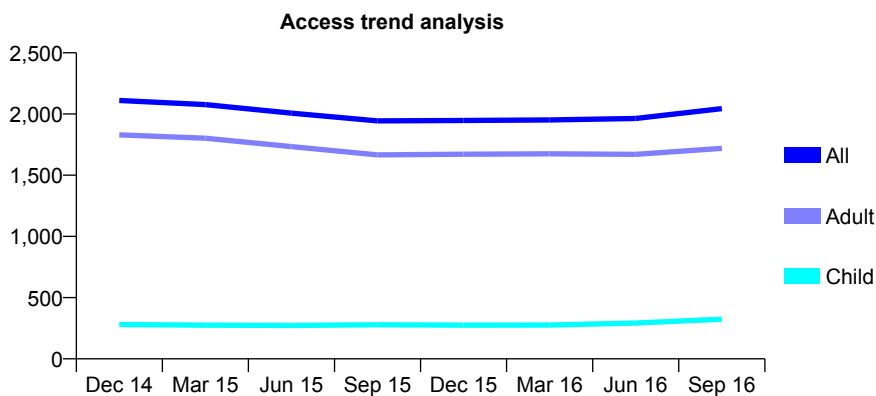
Q58 - Vital Signs At a Glance Contract Report for 264245/0002 - September 2016

Name or company name	MR P PATEL
Contract type name	GDS Contract
Purpose of contract	General
Contract start date	01/04/2012
Contract end date	

16/17 Contracted general activity (UDA)	8,709
Carry forward general activity (UDA)	0
16/17 Contracted orthodontic activity (UOA)	0
Carry forward orthodontic activity (UOA)	0
Baseline contract value	£180,531.64

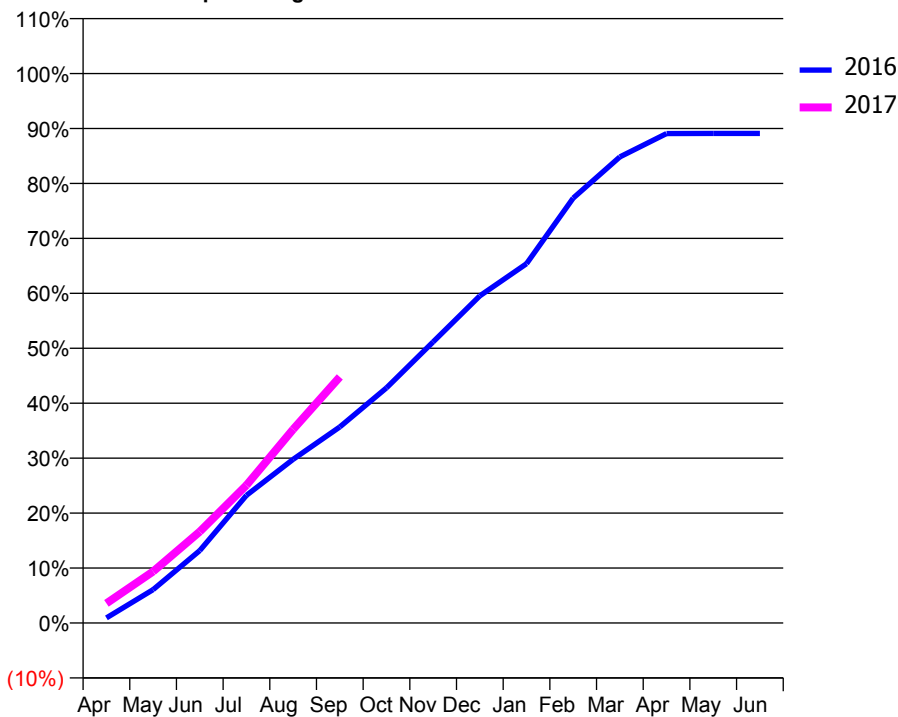
ACCESS*

Patients seen in 24 months	Total	Change since previous quarter
Quarter ending September 2015	1,944	
Quarter ending December 2015	1,947	→
Quarter ending March 2016	1,951	→
Quarter ending June 2016	1,963	→
Quarter ending September 2016	2,044	↑
Variance since September 2015	5.1%	↑



ACTIVITY

Cumulative percentage of contracted UDA delivered 2016 & 2017



Month	Adjusted Scheduled Activity (UDA)	
	2016	2017
April	81	311
May	530	818
June	1,148	1,450
July	2,024	2,183
August	2,595	3,069
September	3,109	3,899
October	3,727	
November	4,457	
December	5,185	
January	5,695	
February	6,734	
March	7,387	
April	7,758	
May	7,759	
June	7,759	

QUALITY

	Quantity	Base Number	Contract	AT	Region	England
% of FP17s for the same patient ID Re-attending within 3 months - Children	24	295	8.1%	11.4%	12.0%	12.4%
% of FP17s for the same patient ID Re-attending within 3 months - Adults	371	1,597	23.2%	14.8%	15.9%	16.7%
% of FP17s for the same patient ID Re-attending between 3 & 9 months - Children	155	295	52.5%	55.6%	58.6%	57.4%
% of FP17s for the same patient ID Re-attending between 3 & 9 months - Adults	901	1,597	56.4%	48.1%	51.6%	50.5%
% of FP17s for Band 1 Urgent Courses	87	1,743	5.0%	8.3%	8.0%	9.1%
% of FP17s Relating to Free Repair or Replacements	92	1,743	5.3%	0.7%	0.8%	0.8%
% of FP17s Relating to Continuations	99	1,743	5.7%	1.0%	1.3%	1.3%
% of Patients satisfied with the dentistry they have received	0	0	N/A	94.0%	93.1%	93.2%
% of Patients satisfied with the time they had to wait for an appointment	0	0	N/A	87.5%	89.1%	89.0%

* This is based on patients treated on this contract for their most recent course of treatment. Figures in italics indicate the base number of FP17s or Patient Questionnaire responses are less than 100. N/A is shown where the base number of responses is less than 10 during the period. % is calculated as Quantity/Base number*100

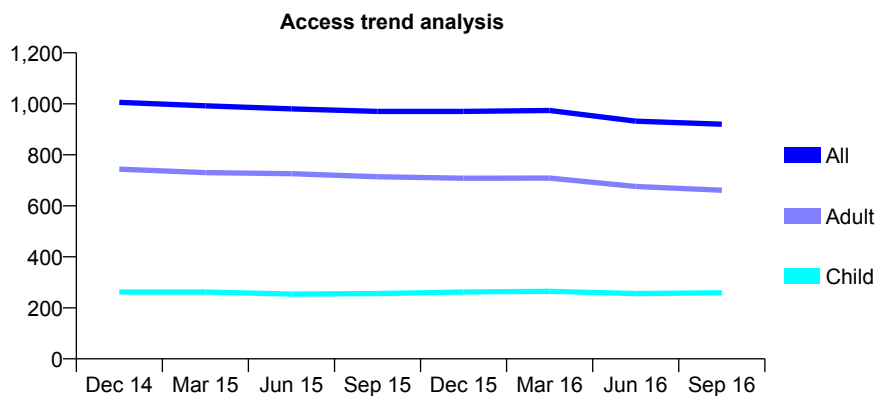
Q58 - Vital Signs At a Glance Contract Report for 264512/0001 - September 2016

Name or company name	MRS MO FASANYA
Contract type name	GDS Contract
Purpose of contract	General
Contract start date	01/04/2006
Contract end date	

16/17 Contracted general activity (UDA)	2,800
Carry forward general activity (UDA)	0
16/17 Contracted orthodontic activity (UOA)	0
Carry forward orthodontic activity (UOA)	0
Baseline contract value	£71,758.92

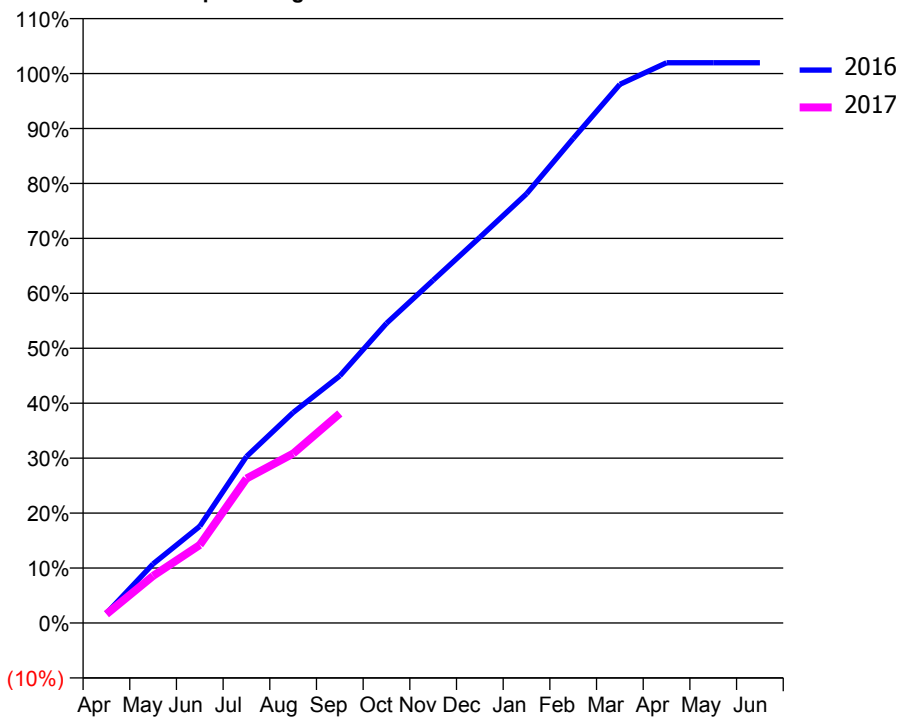
ACCESS*

Patients seen in 24 months	Total	Change since previous quarter
Quarter ending September 2015	970	
Quarter ending December 2015	970	→
Quarter ending March 2016	974	→
Quarter ending June 2016	932	↓
Quarter ending September 2016	920	↓
Variance since September 2015	(5.2%)	↓



ACTIVITY

Cumulative percentage of contracted UDA delivered 2016 & 2017



Month	Adjusted Scheduled Activity (UDA)	
	2016	2017
April	49	45
May	302	240
June	493	398
July	849	736
August	1,072	863
September	1,259	1,068
October	1,527	
November	1,746	
December	1,965	
January	2,187	
February	2,469	
March	2,745	
April	2,855	
May	2,855	
June	2,855	

QUALITY

	Quantity	Base Number	Contract	AT	Region	England
% of FP17s for the same patient ID Re-attending within 3 months - Children	10	160	6.3%	11.4%	12.0%	12.4%
% of FP17s for the same patient ID Re-attending within 3 months - Adults	63	386	16.3%	14.8%	15.9%	16.7%
% of FP17s for the same patient ID Re-attending between 3 & 9 months - Children	80	160	50.0%	55.6%	58.6%	57.4%
% of FP17s for the same patient ID Re-attending between 3 & 9 months - Adults	177	386	45.9%	48.1%	51.6%	50.5%
% of FP17s for Band 1 Urgent Courses	43	510	8.4%	8.3%	8.0%	9.1%
% of FP17s Relating to Free Repair or Replacements	2	510	0.4%	0.7%	0.8%	0.8%
% of FP17s Relating to Continuations	22	510	4.3%	1.0%	1.3%	1.3%
% of Patients satisfied with the dentistry they have received	0	0	N/A	94.0%	93.1%	93.2%
% of Patients satisfied with the time they had to wait for an appointment	0	0	N/A	87.5%	89.1%	89.0%

* This is based on patients treated on this contract for their most recent course of treatment. Figures in italics indicate the base number of FP17s or Patient Questionnaire responses are less than 100. N/A is shown where the base number of responses is less than 10 during the period. % is calculated as Quantity/Base number*100

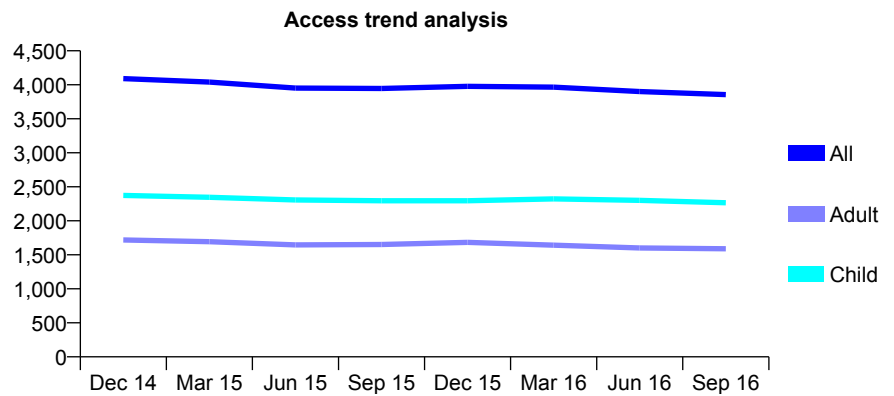
Q58 - Vital Signs At a Glance Contract Report for 269735/0001 - September 2016

Name or company name	MR JS CHADHA
Contract type name	GDS Contract
Purpose of contract	General
Contract start date	01/08/2007
Contract end date	

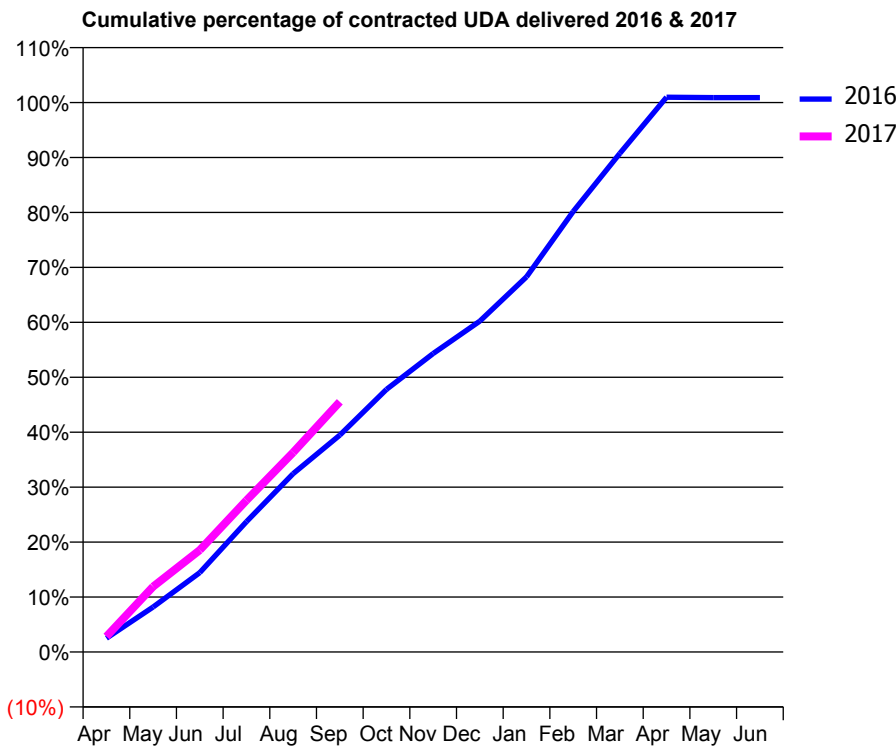
16/17 Contracted general activity (UDA)	14,113
Carry forward general activity (UDA)	0
16/17 Contracted orthodontic activity (UOA)	0
Carry forward orthodontic activity (UOA)	0
Baseline contract value	£260,299.54

ACCESS*

Patients seen in 24 months	Total	Change since previous quarter
Quarter ending September 2015	3,947	
Quarter ending December 2015	3,978	→
Quarter ending March 2016	3,965	→
Quarter ending June 2016	3,900	↓
Quarter ending September 2016	3,855	↓
Variance since September 2015	(2.3%)	↓



ACTIVITY



Month	Adjusted Scheduled Activity (UDA)	
	2016	2017
April	354	397
May	1,157	1,678
June	2,038	2,617
July	3,347	3,896
August	4,581	5,126
September	5,569	6,426
October	6,744	
November	7,666	
December	8,500	
January	9,637	
February	11,312	
March	12,807	
April	14,249	
May	14,237	
June	14,237	

QUALITY

	Quantity	Base Number	Contract	AT	Region	England
% of FP17s for the same patient ID Re-attending within 3 months - Children	207	1,969	10.5%	11.4%	12.0%	12.4%
% of FP17s for the same patient ID Re-attending within 3 months - Adults	350	1,122	31.2%	14.8%	15.9%	16.7%
% of FP17s for the same patient ID Re-attending between 3 & 9 months - Children	1,322	1,969	67.1%	55.6%	58.6%	57.4%
% of FP17s for the same patient ID Re-attending between 3 & 9 months - Adults	483	1,122	43.0%	48.1%	51.6%	50.5%
% of FP17s for Band 1 Urgent Courses	291	2,758	10.6%	8.3%	8.0%	9.1%
% of FP17s Relating to Free Repair or Replacements	1	2,758	0.0%	0.7%	0.8%	0.8%
% of FP17s Relating to Continuations	0	2,758	0.0%	1.0%	1.3%	1.3%
% of Patients satisfied with the dentistry they have received	4	4	N/A	94.0%	93.1%	93.2%
% of Patients satisfied with the time they had to wait for an appointment	4	4	N/A	87.5%	89.1%	89.0%

* This is based on patients treated on this contract for their most recent course of treatment. Figures in italics indicate the base number of FP17s or Patient Questionnaire responses are less than 100. N/A is shown where the base number of responses is less than 10 during the period. % is calculated as Quantity/Base number*100

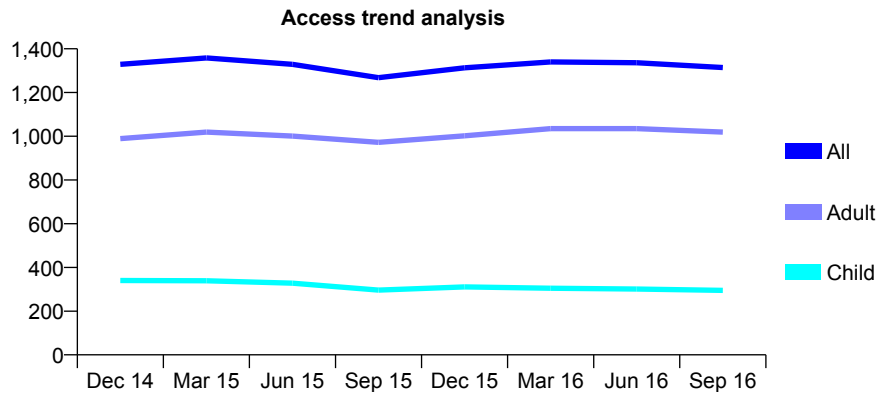
Q58 - Vital Signs At a Glance Contract Report for 270946/0001 - September 2016

Name or company name	MISS M AFKHAMI MADANI
Contract type name	GDS Contract
Purpose of contract	General
Contract start date	01/04/2006
Contract end date	

16/17 Contracted general activity (UDA)	3,481
Carry forward general activity (UDA)	0
16/17 Contracted orthodontic activity (UOA)	0
Carry forward orthodontic activity (UOA)	0
Baseline contract value	£92,771.55

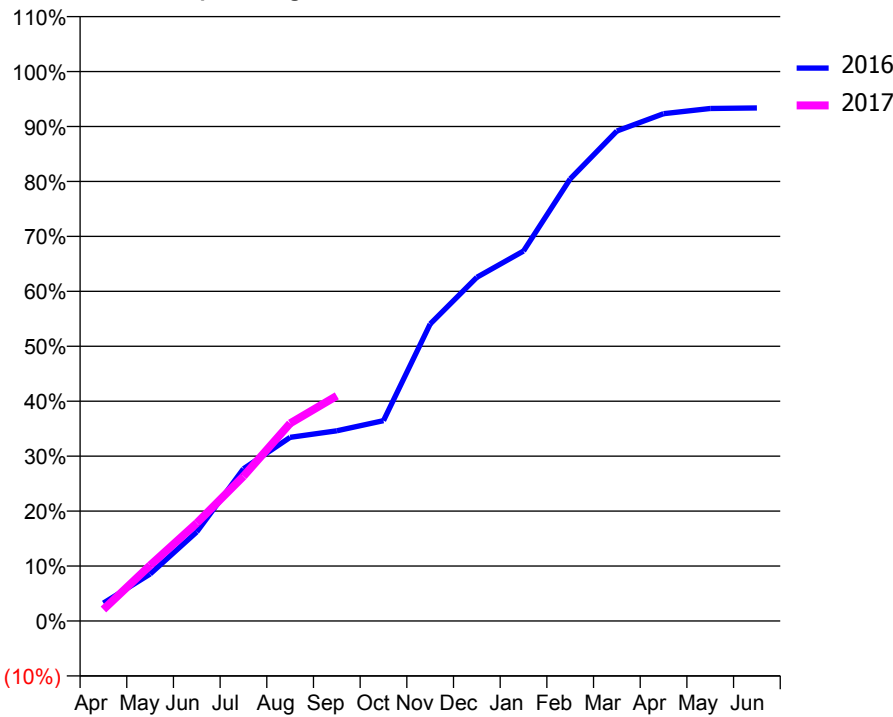
ACCESS*

Patients seen in 24 months	Total	Change since previous quarter
Quarter ending September 2015	1,268	
Quarter ending December 2015	1,313	↑
Quarter ending March 2016	1,340	↑
Quarter ending June 2016	1,336	→
Quarter ending September 2016	1,314	↓
Variance since September 2015	3.6%	↑



ACTIVITY

Cumulative percentage of contracted UDA delivered 2016 & 2017



Month	Adjusted Scheduled Activity (UDA)	
	2016	2017
April	114	73
May	298	352
June	565	621
July	965	917
August	1,164	1,252
September	1,205	1,427
October	1,269	
November	1,882	
December	2,177	
January	2,344	
February	2,801	
March	3,104	
April	3,214	
May	3,247	
June	3,250	

QUALITY

	Quantity	Base Number	Contract	AT	Region	England
% of FP17s for the same patient ID Re-attending within 3 months - Children	5	161	3.1%	11.4%	12.0%	12.4%
% of FP17s for the same patient ID Re-attending within 3 months - Adults	58	595	9.7%	14.8%	15.9%	16.7%
% of FP17s for the same patient ID Re-attending between 3 & 9 months - Children	76	161	47.2%	55.6%	58.6%	57.4%
% of FP17s for the same patient ID Re-attending between 3 & 9 months - Adults	325	595	54.6%	48.1%	51.6%	50.5%
% of FP17s for Band 1 Urgent Courses	43	686	6.3%	8.3%	8.0%	9.1%
% of FP17s Relating to Free Repair or Replacements	8	686	1.2%	0.7%	0.8%	0.8%
% of FP17s Relating to Continuations	6	686	0.9%	1.0%	1.3%	1.3%
% of Patients satisfied with the dentistry they have received	0	0	N/A	94.0%	93.1%	93.2%
% of Patients satisfied with the time they had to wait for an appointment	0	0	N/A	87.5%	89.1%	89.0%

* This is based on patients treated on this contract for their most recent course of treatment. Figures in italics indicate the base number of FP17s or Patient Questionnaire responses are less than 100. N/A is shown where the base number of responses is less than 10 during the period. % is calculated as Quantity/Base number*100

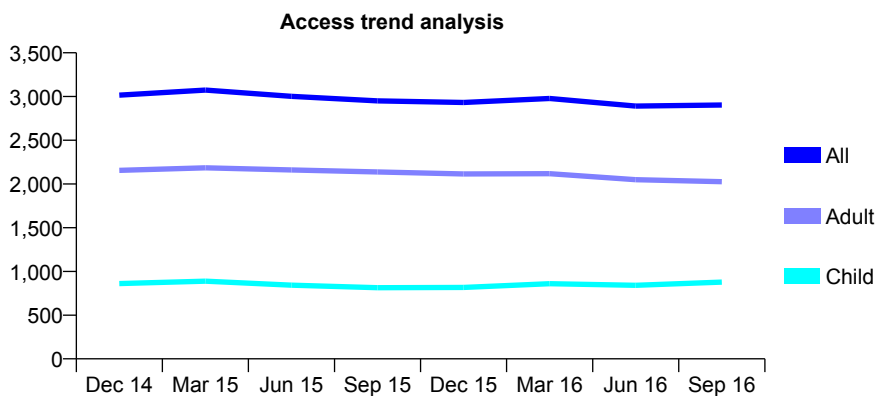
Q58 - Vital Signs At a Glance Contract Report for 273767/0001 - September 2016

Name or company name	MR V GEHANI
Contract type name	GDS Contract
Purpose of contract	General
Contract start date	01/04/2006
Contract end date	

16/17 Contracted general activity (UDA)	6,854
Carry forward general activity (UDA)	0
16/17 Contracted orthodontic activity (UOA)	0
Carry forward orthodontic activity (UOA)	0
Baseline contract value	£173,714.07

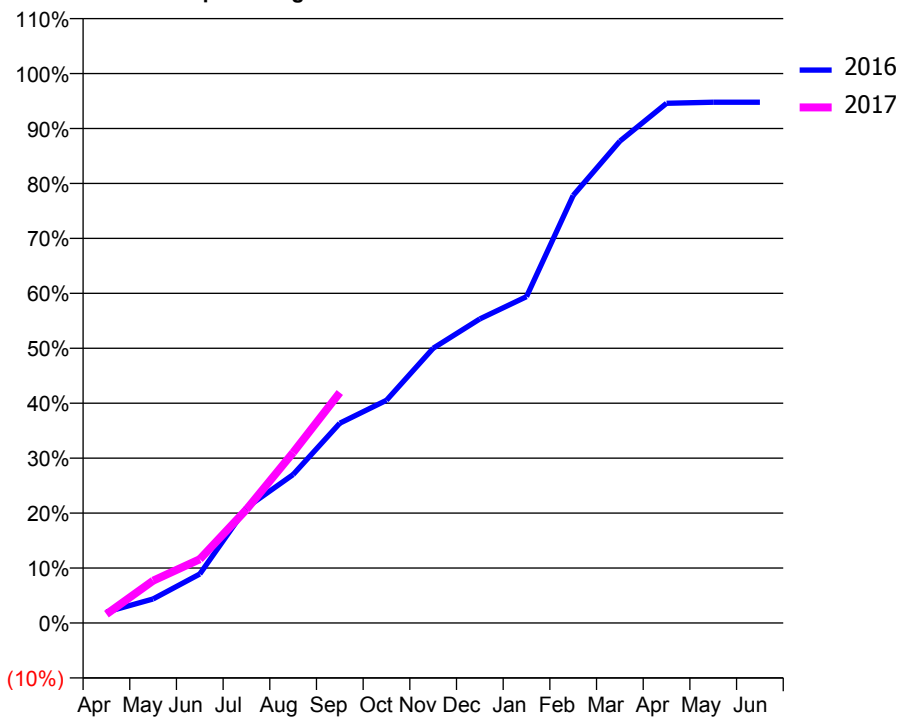
ACCESS*

Patients seen in 24 months	Total	Change since previous quarter
Quarter ending September 2015	2,950	
Quarter ending December 2015	2,932	→
Quarter ending March 2016	2,977	→
Quarter ending June 2016	2,890	↓
Quarter ending September 2016	2,903	→
Variance since September 2015	(1.6%)	↓



ACTIVITY

Cumulative percentage of contracted UDA delivered 2016 & 2017



Month	Adjusted Scheduled Activity (UDA)	
	2016	2017
April	137	111
May	299	529
June	611	796
July	1,439	1,416
August	1,853	2,127
September	2,492	2,874
October	2,779	
November	3,428	
December	3,794	
January	4,071	
February	5,333	
March	6,011	
April	6,483	
May	6,495	
June	6,495	

QUALITY

	Quantity	Base Number	Contract	AT	Region	England
% of FP17s for the same patient ID Re-attending within 3 months - Children	27	505	5.3%	11.4%	12.0%	12.4%
% of FP17s for the same patient ID Re-attending within 3 months - Adults	141	1,180	11.9%	14.8%	15.9%	16.7%
% of FP17s for the same patient ID Re-attending between 3 & 9 months - Children	164	505	32.5%	55.6%	58.6%	57.4%
% of FP17s for the same patient ID Re-attending between 3 & 9 months - Adults	407	1,180	34.5%	48.1%	51.6%	50.5%
% of FP17s for Band 1 Urgent Courses	146	1,316	11.1%	8.3%	8.0%	9.1%
% of FP17s Relating to Free Repair or Replacements	7	1,316	0.5%	0.7%	0.8%	0.8%
% of FP17s Relating to Continuations	7	1,316	0.5%	1.0%	1.3%	1.3%
% of Patients satisfied with the dentistry they have received	0	0	N/A	94.0%	93.1%	93.2%
% of Patients satisfied with the time they had to wait for an appointment	0	0	N/A	87.5%	89.1%	89.0%

* This is based on patients treated on this contract for their most recent course of treatment. Figures in italics indicate the base number of FP17s or Patient Questionnaire responses are less than 100. N/A is shown where the base number of responses is less than 10 during the period. % is calculated as Quantity/Base number*100

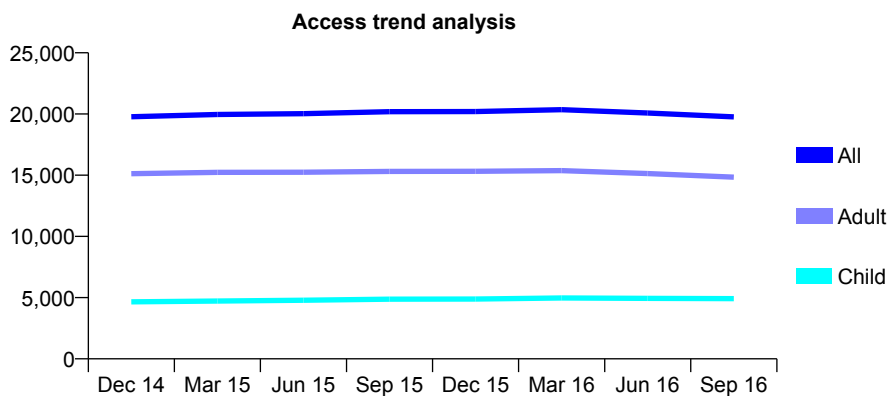
Q58 - Vital Signs At a Glance Contract Report for 273848/0001 - September 2016

Name or company name	MR AT LAMB
Contract type name	GDS Contract
Purpose of contract	General
Contract start date	01/07/2007
Contract end date	

16/17 Contracted general activity (UDA)	44,684
Carry forward general activity (UDA)	0
16/17 Contracted orthodontic activity (UOA)	0
Carry forward orthodontic activity (UOA)	0
Baseline contract value	£1,102,241.32

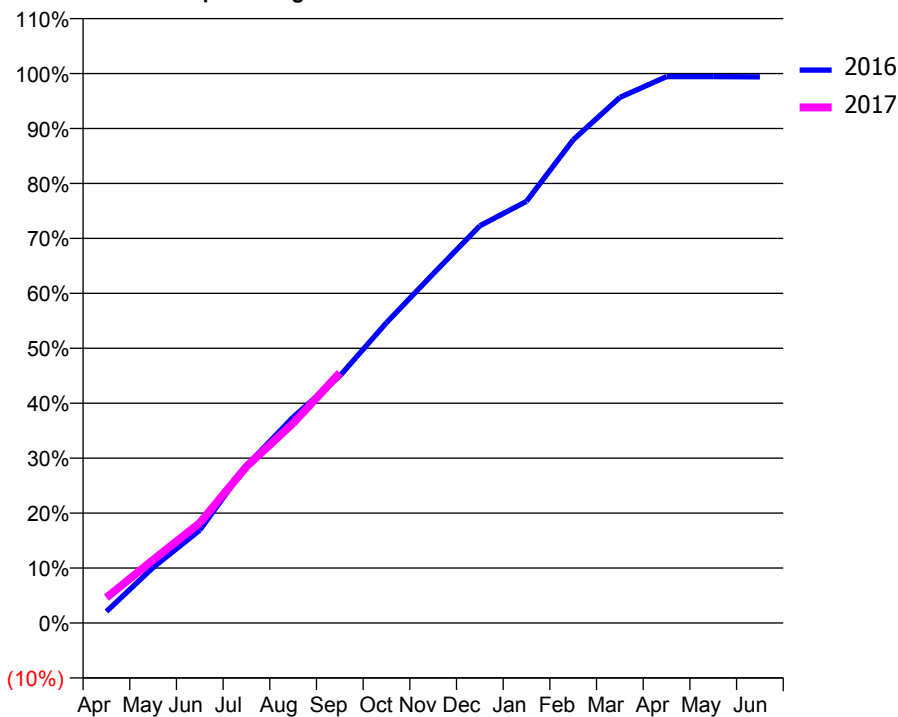
ACCESS*

Patients seen in 24 months	Total	Change since previous quarter
Quarter ending September 2015	20,190	
Quarter ending December 2015	20,199	→
Quarter ending March 2016	20,349	→
Quarter ending June 2016	20,079	↓
Quarter ending September 2016	19,766	↓
Variance since September 2015	(2.1%)	↓



ACTIVITY

Cumulative percentage of contracted UDA delivered 2016 & 2017



Month	Adjusted Scheduled Activity (UDA)	
	2016	2017
April	940	2,063
May	4,515	5,138
June	7,554	8,142
July	12,806	12,725
August	16,737	16,247
September	20,084	20,350
October	24,426	
November	28,392	
December	32,293	
January	34,297	
February	39,287	
March	42,744	
April	44,431	
May	44,426	
June	44,414	

QUALITY

	Quantity	Base Number	Contract	AT	Region	England
% of FP17s for the same patient ID Re-attending within 3 months - Children	207	3,318	6.2%	11.4%	12.0%	12.4%
% of FP17s for the same patient ID Re-attending within 3 months - Adults	914	8,629	10.6%	14.8%	15.9%	16.7%
% of FP17s for the same patient ID Re-attending between 3 & 9 months - Children	1,791	3,318	54.0%	55.6%	58.6%	57.4%
% of FP17s for the same patient ID Re-attending between 3 & 9 months - Adults	4,043	8,629	46.9%	48.1%	51.6%	50.5%
% of FP17s for Band 1 Urgent Courses	384	10,811	3.6%	8.3%	8.0%	9.1%
% of FP17s Relating to Free Repair or Replacements	90	10,811	0.8%	0.7%	0.8%	0.8%
% of FP17s Relating to Continuations	78	10,811	0.7%	1.0%	1.3%	1.3%
% of Patients satisfied with the dentistry they have received	10	10	100.0%	94.0%	93.1%	93.2%
% of Patients satisfied with the time they had to wait for an appointment	9	10	90.0%	87.5%	89.1%	89.0%

* This is based on patients treated on this contract for their most recent course of treatment. Figures in italics indicate the base number of FP17s or Patient Questionnaire responses are less than 100. N/A is shown where the base number of responses is less than 10 during the period. % is calculated as Quantity/Base number*100

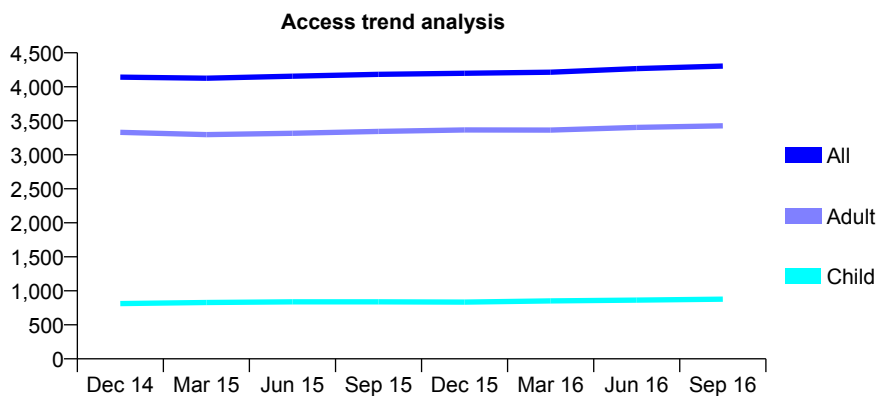
Q58 - Vital Signs At a Glance Contract Report for 274275/0001 - September 2016

Name or company name	MR A SHAH
Contract type name	GDS Contract
Purpose of contract	General
Contract start date	01/10/2010
Contract end date	

16/17 Contracted general activity (UDA)	11,715
Carry forward general activity (UDA)	0
16/17 Contracted orthodontic activity (UOA)	0
Carry forward orthodontic activity (UOA)	0
Baseline contract value	£295,181.89

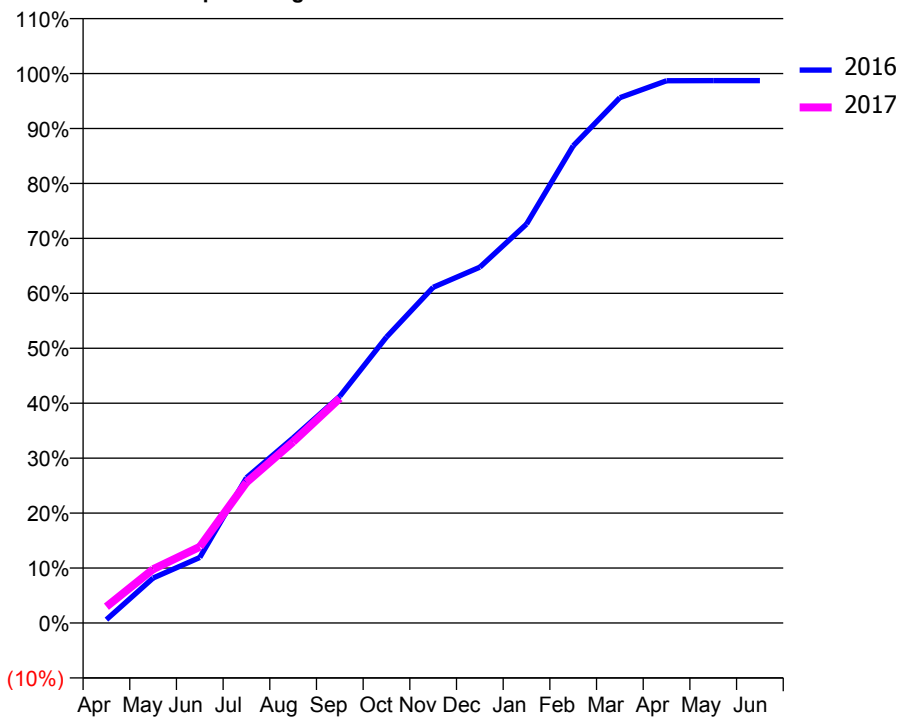
ACCESS*

Patients seen in 24 months	Total	Change since previous quarter
Quarter ending September 2015	4,183	
Quarter ending December 2015	4,199	→
Quarter ending March 2016	4,215	→
Quarter ending June 2016	4,267	→
Quarter ending September 2016	4,304	→
Variance since September 2015	2.9%	↑



ACTIVITY

Cumulative percentage of contracted UDA delivered 2016 & 2017



Month	Adjusted Scheduled Activity (UDA)	
	2016	2017
April	72	347
May	960	1,148
June	1,396	1,624
July	3,096	2,997
August	3,947	3,862
September	4,833	4,792
October	6,097	
November	7,158	
December	7,586	
January	8,505	
February	10,173	
March	11,200	
April	11,560	
May	11,564	
June	11,564	

QUALITY

	Quantity	Base Number	Contract	AT	Region	England
% of FP17s for the same patient ID Re-attending within 3 months - Children	51	708	7.2%	11.4%	12.0%	12.4%
% of FP17s for the same patient ID Re-attending within 3 months - Adults	260	2,540	10.2%	14.8%	15.9%	16.7%
% of FP17s for the same patient ID Re-attending between 3 & 9 months - Children	434	708	61.3%	55.6%	58.6%	57.4%
% of FP17s for the same patient ID Re-attending between 3 & 9 months - Adults	1,677	2,540	66.0%	48.1%	51.6%	50.5%
% of FP17s for Band 1 Urgent Courses	107	2,616	4.1%	8.3%	8.0%	9.1%
% of FP17s Relating to Free Repair or Replacements	11	2,616	0.4%	0.7%	0.8%	0.8%
% of FP17s Relating to Continuations	15	2,616	0.6%	1.0%	1.3%	1.3%
% of Patients satisfied with the dentistry they have received	3	3	N/A	94.0%	93.1%	93.2%
% of Patients satisfied with the time they had to wait for an appointment	3	3	N/A	87.5%	89.1%	89.0%

* This is based on patients treated on this contract for their most recent course of treatment. Figures in italics indicate the base number of FP17s or Patient Questionnaire responses are less than 100. N/A is shown where the base number of responses is less than 10 during the period. % is calculated as Quantity/Base number*100

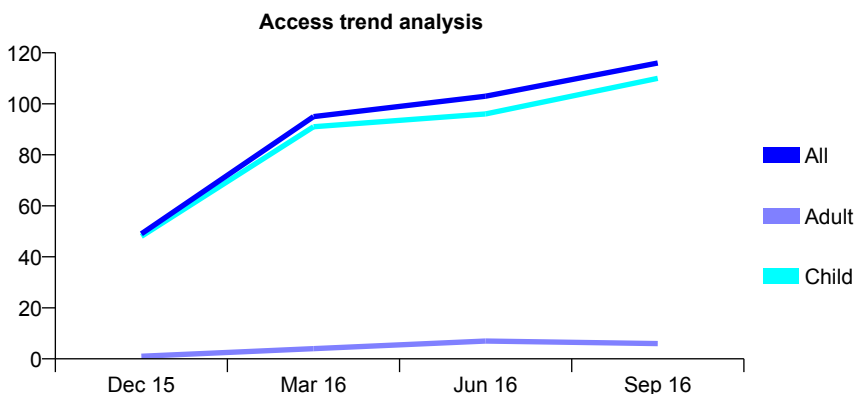
Q58 - Vital Signs At a Glance Contract Report for 274658/0001 - September 2016

Name or company name	MS D FERATI
Contract type name	GDS Contract
Purpose of contract	General
Contract start date	08/10/2015
Contract end date	

16/17 Contracted general activity (UDA)	238
Carry forward general activity (UDA)	0
16/17 Contracted orthodontic activity (UOA)	0
Carry forward orthodontic activity (UOA)	0
Baseline contract value	£6,076.21

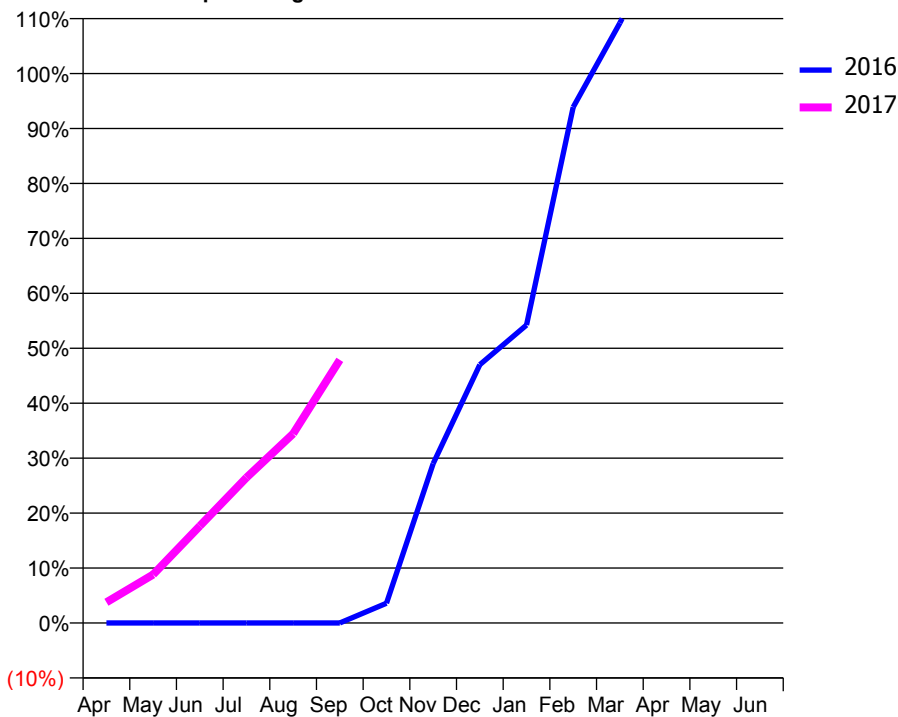
ACCESS*

Patients seen in 24 months	Total	Change since previous quarter
Quarter ending September 2015	0	
Quarter ending December 2015	49	↑
Quarter ending March 2016	95	↑
Quarter ending June 2016	103	↑
Quarter ending September 2016	116	↑
Variance since September 2015	N/A	



ACTIVITY

Cumulative percentage of contracted UDA delivered 2016 & 2017



Month	Adjusted Scheduled Activity (UDA)	
	2016	2017
April	0	9
May	0	21
June	0	42
July	0	63
August	0	82
September	0	114
October	4	
November	32	
December	52	
January	60	
February	104	
March	121	
April	139	
May	139	
June	139	

QUALITY

	Quantity	Base Number	Contract	AT	Region	England
% of FP17s for the same patient ID Re-attending within 3 months - Children	2	112	1.8%	11.4%	12.0%	12.4%
% of FP17s for the same patient ID Re-attending within 3 months - Adults	0	0	N/A	14.8%	15.9%	16.7%
% of FP17s for the same patient ID Re-attending between 3 & 9 months - Children	79	112	70.5%	55.6%	58.6%	57.4%
% of FP17s for the same patient ID Re-attending between 3 & 9 months - Adults	0	0	N/A	48.1%	51.6%	50.5%
% of FP17s for Band 1 Urgent Courses	0	94	0.0%	8.3%	8.0%	9.1%
% of FP17s Relating to Free Repair or Replacements	0	94	0.0%	0.7%	0.8%	0.8%
% of FP17s Relating to Continuations	0	94	0.0%	1.0%	1.3%	1.3%
% of Patients satisfied with the dentistry they have received	0	0	N/A	94.0%	93.1%	93.2%
% of Patients satisfied with the time they had to wait for an appointment	0	0	N/A	87.5%	89.1%	89.0%

* This is based on patients treated on this contract for their most recent course of treatment. Figures in italics indicate the base number of FP17s or Patient Questionnaire responses are less than 100. N/A is shown where the base number of responses is less than 10 during the period. % is calculated as Quantity/Base number*100

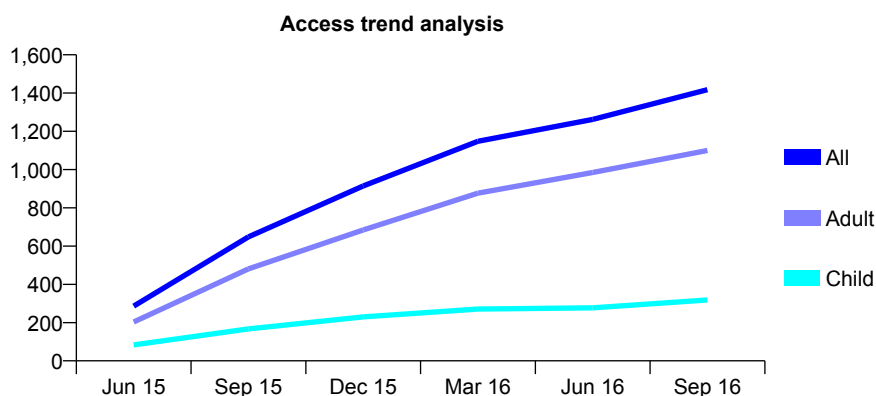
Q58 - Vital Signs At a Glance Contract Report for 278610/0001 - September 2016

Name or company name	MR SK SHAH
Contract type name	GDS Contract
Purpose of contract	General
Contract start date	01/04/2015
Contract end date	

16/17 Contracted general activity (UDA)	3,739
Carry forward general activity (UDA)	0
16/17 Contracted orthodontic activity (UOA)	0
Carry forward orthodontic activity (UOA)	0
Baseline contract value	£92,090.12

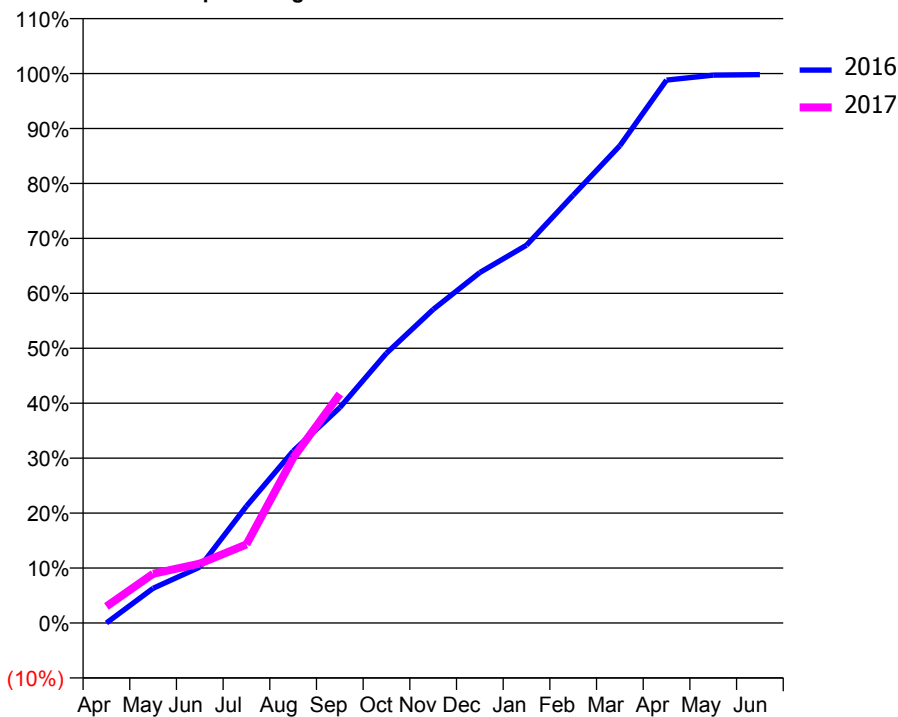
ACCESS*

Patients seen in 24 months	Total	Change since previous quarter
Quarter ending September 2015	648	
Quarter ending December 2015	914	↑
Quarter ending March 2016	1,148	↑
Quarter ending June 2016	1,262	↑
Quarter ending September 2016	1,418	↑
Variance since September 2015	118.8%	↑



ACTIVITY

Cumulative percentage of contracted UDA delivered 2016 & 2017



Adjusted Scheduled Activity (UDA)

Month	2016	2017
April	0	113
May	236	335
June	380	404
July	794	535
August	1,169	1,124
September	1,464	1,558
October	1,834	
November	2,131	
December	2,382	
January	2,568	
February	2,908	
March	3,244	
April	3,690	
May	3,724	
June	3,727	

QUALITY

	Quantity	Base Number	Contract	AT	Region	England
% of FP17s for the same patient ID Re-attending within 3 months - Children	15	237	6.3%	11.4%	12.0%	12.4%
% of FP17s for the same patient ID Re-attending within 3 months - Adults	80	668	12.0%	14.8%	15.9%	16.7%
% of FP17s for the same patient ID Re-attending between 3 & 9 months - Children	97	237	40.9%	55.6%	58.6%	57.4%
% of FP17s for the same patient ID Re-attending between 3 & 9 months - Adults	187	668	28.0%	48.1%	51.6%	50.5%
% of FP17s for Band 1 Urgent Courses	47	742	6.3%	8.3%	8.0%	9.1%
% of FP17s Relating to Free Repair or Replacements	6	742	0.8%	0.7%	0.8%	0.8%
% of FP17s Relating to Continuations	10	742	1.3%	1.0%	1.3%	1.3%
% of Patients satisfied with the dentistry they have received	1	1	N/A	94.0%	93.1%	93.2%
% of Patients satisfied with the time they had to wait for an appointment	1	1	N/A	87.5%	89.1%	89.0%

* This is based on patients treated on this contract for their most recent course of treatment. Figures in italics indicate the base number of FP17s or Patient Questionnaire responses are less than 100. N/A is shown where the base number of responses is less than 10 during the period. % is calculated as Quantity/Base number*100

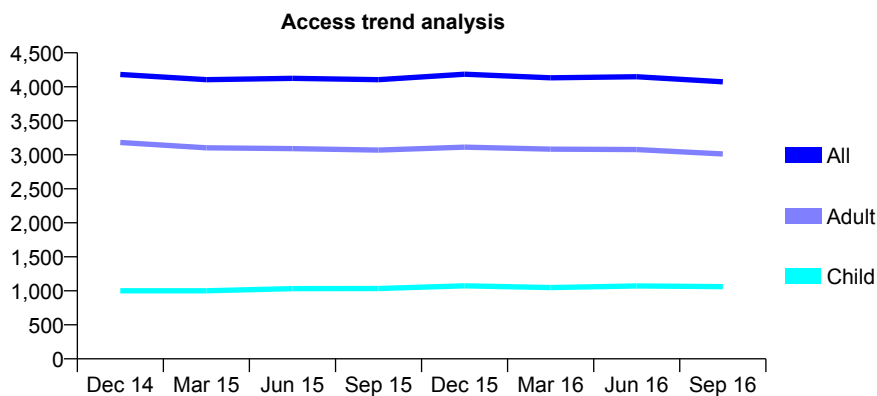
Q58 - Vital Signs At a Glance Contract Report for 278629/0001 - September 2016

Name or company name	MR A PATEL
Contract type name	GDS Contract
Purpose of contract	General
Contract start date	01/02/2010
Contract end date	

16/17 Contracted general activity (UDA)	11,165
Carry forward general activity (UDA)	0
16/17 Contracted orthodontic activity (UOA)	0
Carry forward orthodontic activity (UOA)	0
Baseline contract value	£277,673.92

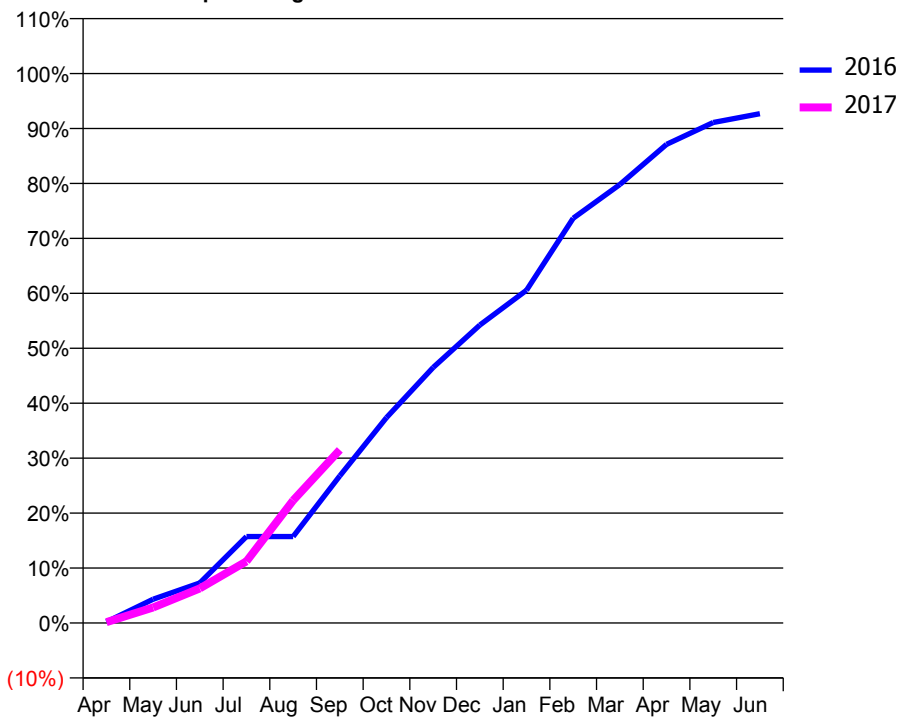
ACCESS*

Patients seen in 24 months	Total	Change since previous quarter
Quarter ending September 2015	4,105	
Quarter ending December 2015	4,186	→
Quarter ending March 2016	4,132	↓
Quarter ending June 2016	4,148	→
Quarter ending September 2016	4,073	↓
Variance since September 2015	(0.8%)	→



ACTIVITY

Cumulative percentage of contracted UDA delivered 2016 & 2017



Month	Adjusted Scheduled Activity (UDA)	
	2016	2017
April	23	17
May	484	316
June	813	703
July	1,758	1,252
August	1,758	2,492
September	2,990	3,517
October	4,175	
November	5,193	
December	6,053	
January	6,761	
February	8,223	
March	8,910	
April	9,725	
May	10,170	
June	10,349	

QUALITY

	Quantity	Base Number	Contract	AT	Region	England
% of FP17s for the same patient ID Re-attending within 3 months - Children	49	612	8.0%	11.4%	12.0%	12.4%
% of FP17s for the same patient ID Re-attending within 3 months - Adults	250	1,911	13.1%	14.8%	15.9%	16.7%
% of FP17s for the same patient ID Re-attending between 3 & 9 months - Children	205	612	33.5%	55.6%	58.6%	57.4%
% of FP17s for the same patient ID Re-attending between 3 & 9 months - Adults	712	1,911	37.3%	48.1%	51.6%	50.5%
% of FP17s for Band 1 Urgent Courses	119	1,701	7.0%	8.3%	8.0%	9.1%
% of FP17s Relating to Free Repair or Replacements	32	1,701	1.9%	0.7%	0.8%	0.8%
% of FP17s Relating to Continuations	20	1,701	1.2%	1.0%	1.3%	1.3%
% of Patients satisfied with the dentistry they have received	0	0	N/A	94.0%	93.1%	93.2%
% of Patients satisfied with the time they had to wait for an appointment	0	0	N/A	87.5%	89.1%	89.0%

* This is based on patients treated on this contract for their most recent course of treatment. Figures in italics indicate the base number of FP17s or Patient Questionnaire responses are less than 100. N/A is shown where the base number of responses is less than 10 during the period. % is calculated as Quantity/Base number*100

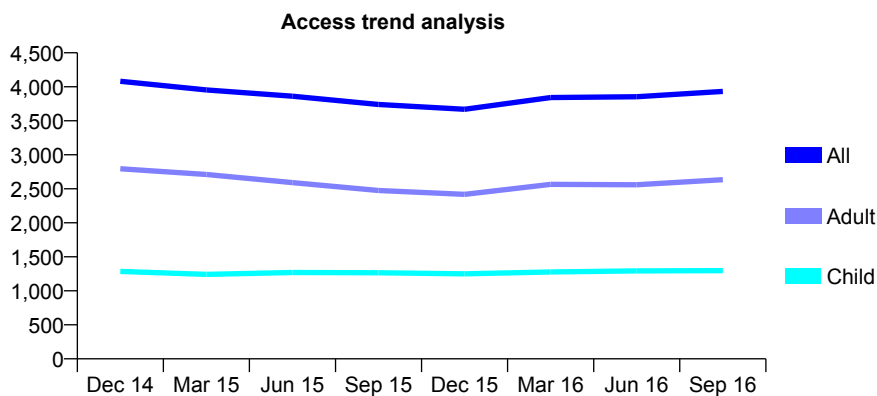
Q58 - Vital Signs At a Glance Contract Report for 279625/0001 - September 2016

Name or company name	MR BS SIDHU
Contract type name	GDS Contract
Purpose of contract	General
Contract start date	10/01/2008
Contract end date	

16/17 Contracted general activity (UDA)	12,384
Carry forward general activity (UDA)	0
16/17 Contracted orthodontic activity (UOA)	0
Carry forward orthodontic activity (UOA)	0
Baseline contract value	£297,737.35

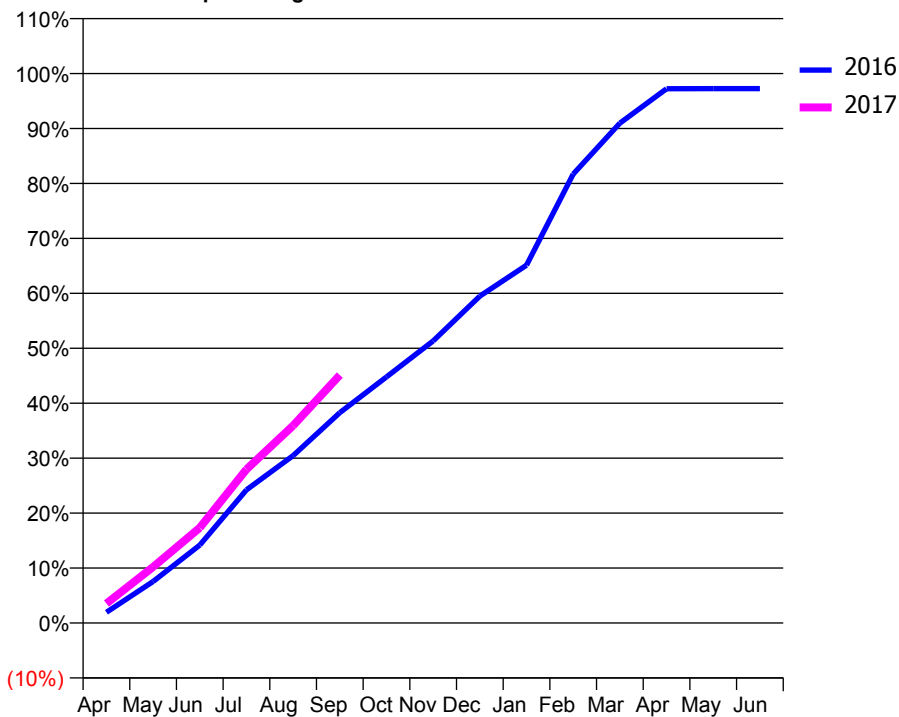
ACCESS*

Patients seen in 24 months	Total	Change since previous quarter
Quarter ending September 2015	3,740	
Quarter ending December 2015	3,669	↓
Quarter ending March 2016	3,843	↑
Quarter ending June 2016	3,853	→
Quarter ending September 2016	3,933	↑
Variance since September 2015	5.2%	↑



ACTIVITY

Cumulative percentage of contracted UDA delivered 2016 & 2017



Month	Adjusted Scheduled Activity (UDA)	
	2016	2017
April	243	439
May	935	1,265
June	1,758	2,147
July	3,001	3,465
August	3,773	4,448
September	4,741	5,588
October	5,547	
November	6,359	
December	7,369	
January	8,065	
February	10,118	
March	11,265	
April	12,041	
May	12,043	
June	12,044	

QUALITY

	Quantity	Base Number	Contract	AT	Region	England
% of FP17s for the same patient ID Re-attending within 3 months - Children	104	1,083	9.6%	11.4%	12.0%	12.4%
% of FP17s for the same patient ID Re-attending within 3 months - Adults	493	2,133	23.1%	14.8%	15.9%	16.7%
% of FP17s for the same patient ID Re-attending between 3 & 9 months - Children	652	1,083	60.2%	55.6%	58.6%	57.4%
% of FP17s for the same patient ID Re-attending between 3 & 9 months - Adults	954	2,133	44.7%	48.1%	51.6%	50.5%
% of FP17s for Band 1 Urgent Courses	454	2,903	15.6%	8.3%	8.0%	9.1%
% of FP17s Relating to Free Repair or Replacements	50	2,903	1.7%	0.7%	0.8%	0.8%
% of FP17s Relating to Continuations	12	2,903	0.4%	1.0%	1.3%	1.3%
% of Patients satisfied with the dentistry they have received	4	4	N/A	94.0%	93.1%	93.2%
% of Patients satisfied with the time they had to wait for an appointment	4	4	N/A	87.5%	89.1%	89.0%

* This is based on patients treated on this contract for their most recent course of treatment. Figures in italics indicate the base number of FP17s or Patient Questionnaire responses are less than 100. N/A is shown where the base number of responses is less than 10 during the period. % is calculated as Quantity/Base number*100

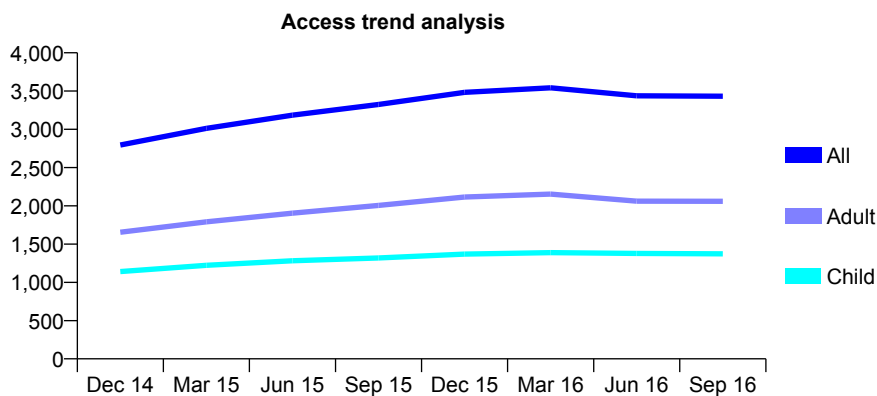
Q58 - Vital Signs At a Glance Contract Report for 288470/0001 - September 2016

Name or company name	MR VB PATEL
Contract type name	GDS Contract
Purpose of contract	General
Contract start date	17/01/2014
Contract end date	

16/17 Contracted general activity (UDA)	9,850
Carry forward general activity (UDA)	0
16/17 Contracted orthodontic activity (UOA)	0
Carry forward orthodontic activity (UOA)	0
Baseline contract value	£254,069.16

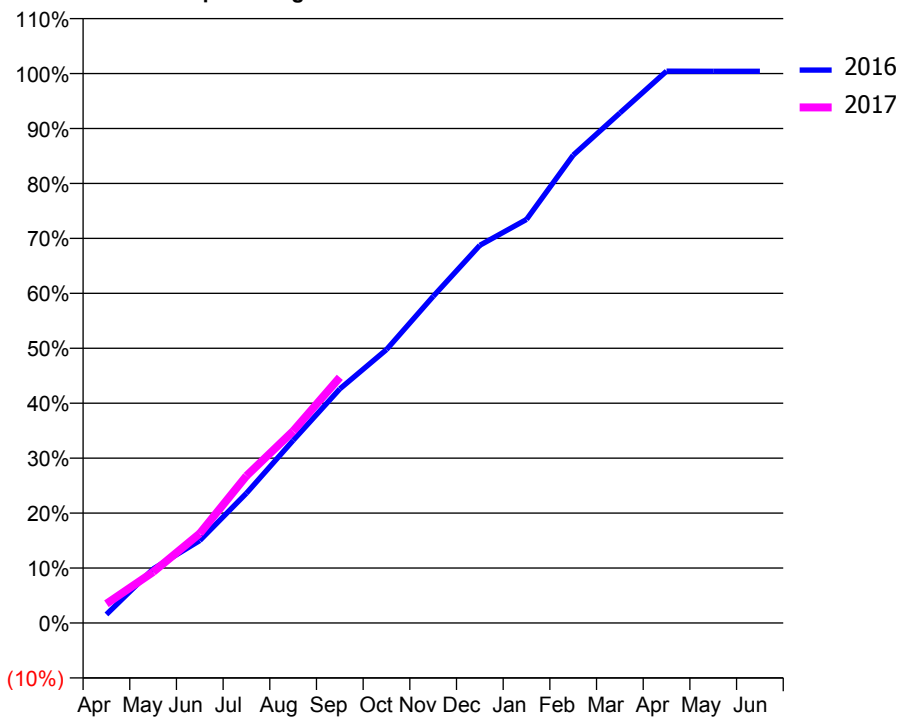
ACCESS*

Patients seen in 24 months	Total	Change since previous quarter
Quarter ending September 2015	3,325	
Quarter ending December 2015	3,484	↑
Quarter ending March 2016	3,542	→
Quarter ending June 2016	3,438	↓
Quarter ending September 2016	3,432	→
Variance since September 2015	3.2%	↑



ACTIVITY

Cumulative percentage of contracted UDA delivered 2016 & 2017



Adjusted Scheduled Activity (UDA)

Month	2016	2017
April	154	345
May	969	915
June	1,479	1,605
July	2,328	2,637
August	3,273	3,440
September	4,196	4,403
October	4,901	
November	5,855	
December	6,770	
January	7,235	
February	8,387	
March	9,142	
April	9,891	
May	9,889	
June	9,890	

QUALITY

	Quantity	Base Number	Contract	AT	Region	England
% of FP17s for the same patient ID Re-attending within 3 months - Children	105	1,207	8.7%	11.4%	12.0%	12.4%
% of FP17s for the same patient ID Re-attending within 3 months - Adults	169	1,506	11.2%	14.8%	15.9%	16.7%
% of FP17s for the same patient ID Re-attending between 3 & 9 months - Children	799	1,207	66.2%	55.6%	58.6%	57.4%
% of FP17s for the same patient ID Re-attending between 3 & 9 months - Adults	912	1,506	60.6%	48.1%	51.6%	50.5%
% of FP17s for Band 1 Urgent Courses	136	2,402	5.7%	8.3%	8.0%	9.1%
% of FP17s Relating to Free Repair or Replacements	16	2,402	0.7%	0.7%	0.8%	0.8%
% of FP17s Relating to Continuations	8	2,402	0.3%	1.0%	1.3%	1.3%
% of Patients satisfied with the dentistry they have received	1	1	N/A	94.0%	93.1%	93.2%
% of Patients satisfied with the time they had to wait for an appointment	1	1	N/A	87.5%	89.1%	89.0%

* This is based on patients treated on this contract for their most recent course of treatment. Figures in italics indicate the base number of FP17s or Patient Questionnaire responses are less than 100. N/A is shown where the base number of responses is less than 10 during the period. % is calculated as Quantity/Base number*100

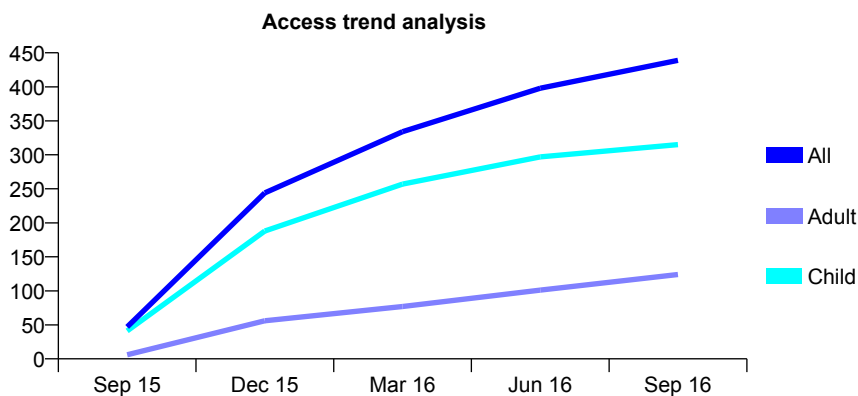
Q58 - Vital Signs At a Glance Contract Report for 295698/0001 - September 2016

Name or company name	MISS A PETKEVICA
Contract type name	GDS Contract
Purpose of contract	General
Contract start date	20/06/2015
Contract end date	

16/17 Contracted general activity (UDA)	1,370
Carry forward general activity (UDA)	0
16/17 Contracted orthodontic activity (UOA)	0
Carry forward orthodontic activity (UOA)	0
Baseline contract value	£37,863.63

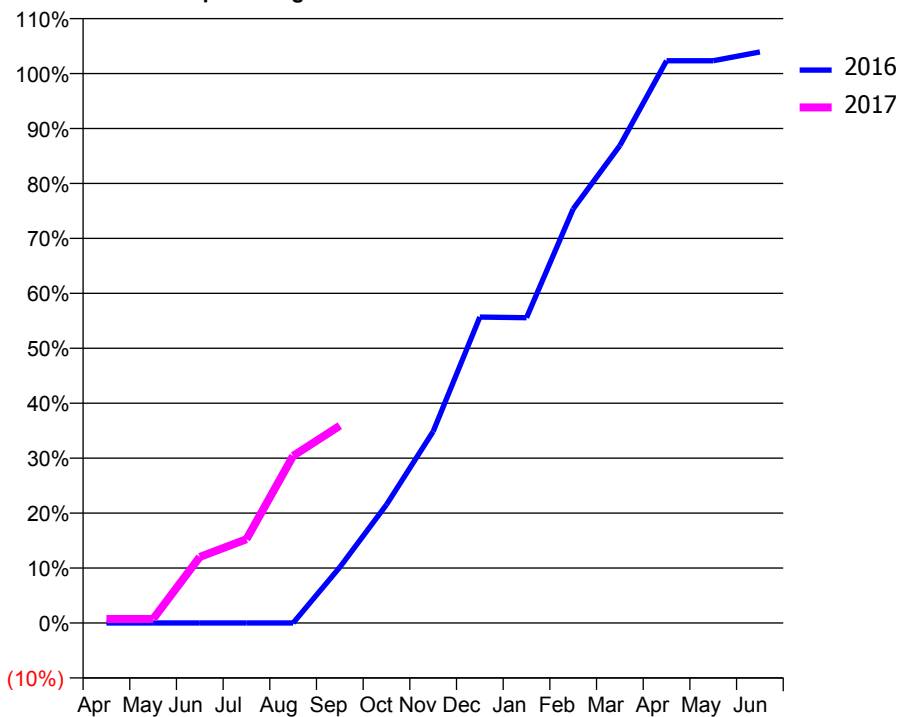
ACCESS*

Patients seen in 24 months	Total	Change since previous quarter
Quarter ending September 2015	47	
Quarter ending December 2015	244	↑
Quarter ending March 2016	334	↑
Quarter ending June 2016	398	↑
Quarter ending September 2016	439	↑
Variance since September 2015	834.0%	↑



ACTIVITY

Cumulative percentage of contracted UDA delivered 2016 & 2017



Month	Adjusted Scheduled Activity (UDA)	
	2016	2017
April	0	10
May	0	10
June	0	165
July	0	209
August	0	417
September	109	492
October	232	
November	375	
December	599	
January	598	
February	811	
March	935	
April	1,101	
May	1,101	
June	1,118	

QUALITY

	Quantity	Base Number	Contract	AT	Region	England
% of FP17s for the same patient ID Re-attending within 3 months - Children	7	207	3.4%	11.4%	12.0%	12.4%
% of FP17s for the same patient ID Re-attending within 3 months - Adults	7	57	12.3%	14.8%	15.9%	16.7%
% of FP17s for the same patient ID Re-attending between 3 & 9 months - Children	100	207	48.3%	55.6%	58.6%	57.4%
% of FP17s for the same patient ID Re-attending between 3 & 9 months - Adults	21	57	36.8%	48.1%	51.6%	50.5%
% of FP17s for Band 1 Urgent Courses	5	197	2.5%	8.3%	8.0%	9.1%
% of FP17s Relating to Free Repair or Replacements	0	197	0.0%	0.7%	0.8%	0.8%
% of FP17s Relating to Continuations	0	197	0.0%	1.0%	1.3%	1.3%
% of Patients satisfied with the dentistry they have received	1	1	N/A	94.0%	93.1%	93.2%
% of Patients satisfied with the time they had to wait for an appointment	1	1	N/A	87.5%	89.1%	89.0%

* This is based on patients treated on this contract for their most recent course of treatment. Figures in italics indicate the base number of FP17s or Patient Questionnaire responses are less than 100. N/A is shown where the base number of responses is less than 10 during the period. % is calculated as Quantity/Base number*100

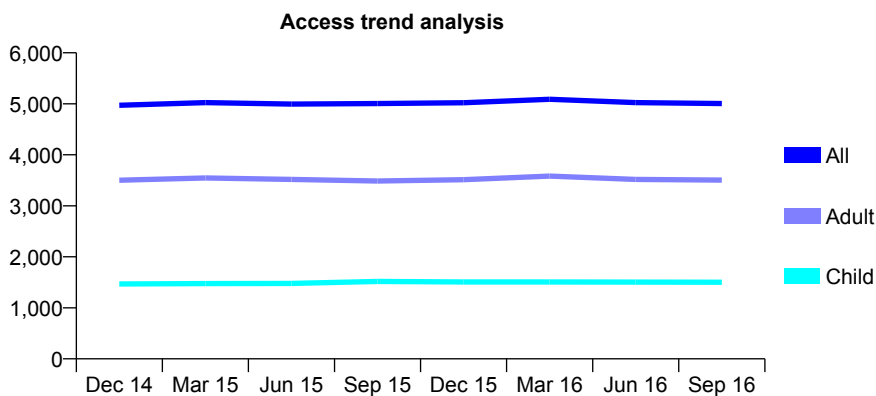
Q58 - Vital Signs At a Glance Contract Report for 306509/0001 - September 2016

Name or company name	MR A LIGHTSTONE
Contract type name	GDS Contract
Purpose of contract	General
Contract start date	01/04/2006
Contract end date	

16/17 Contracted general activity (UDA)	12,942
Carry forward general activity (UDA)	0
16/17 Contracted orthodontic activity (UOA)	0
Carry forward orthodontic activity (UOA)	0
Baseline contract value	£367,141.67

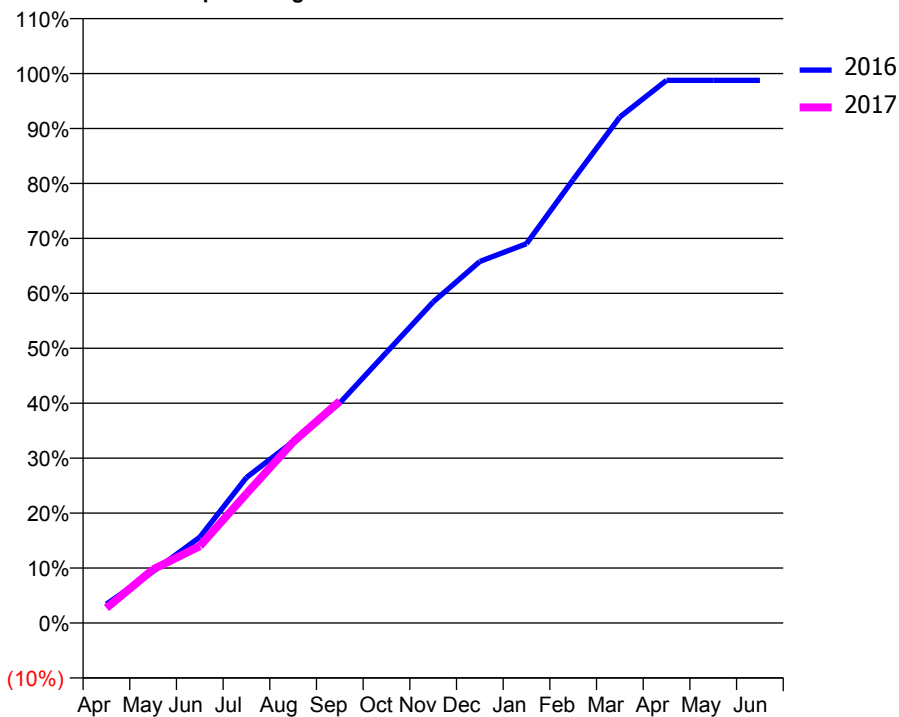
ACCESS*

Patients seen in 24 months	Total	Change since previous quarter
Quarter ending September 2015	5,004	
Quarter ending December 2015	5,020	→
Quarter ending March 2016	5,090	→
Quarter ending June 2016	5,023	↓
Quarter ending September 2016	5,006	→
Variance since September 2015	0.0%	→



ACTIVITY

Cumulative percentage of contracted UDA delivered 2016 & 2017



Month	Adjusted Scheduled Activity (UDA)	
	2016	2017
April	443	353
May	1,215	1,263
June	2,020	1,810
July	3,428	3,044
August	4,272	4,264
September	5,183	5,227
October	6,374	
November	7,560	
December	8,516	
January	8,932	
February	10,445	
March	11,917	
April	12,781	
May	12,781	
June	12,781	

QUALITY

	Quantity	Base Number	Contract	AT	Region	England
% of FP17s for the same patient ID Re-attending within 3 months - Children	79	801	9.9%	11.4%	12.0%	12.4%
% of FP17s for the same patient ID Re-attending within 3 months - Adults	303	1,730	17.5%	14.8%	15.9%	16.7%
% of FP17s for the same patient ID Re-attending between 3 & 9 months - Children	185	801	23.1%	55.6%	58.6%	57.4%
% of FP17s for the same patient ID Re-attending between 3 & 9 months - Adults	479	1,730	27.7%	48.1%	51.6%	50.5%
% of FP17s for Band 1 Urgent Courses	442	2,207	20.0%	8.3%	8.0%	9.1%
% of FP17s Relating to Free Repair or Replacements	32	2,207	1.4%	0.7%	0.8%	0.8%
% of FP17s Relating to Continuations	14	2,207	0.6%	1.0%	1.3%	1.3%
% of Patients satisfied with the dentistry they have received	3	3	N/A	94.0%	93.1%	93.2%
% of Patients satisfied with the time they had to wait for an appointment	3	3	N/A	87.5%	89.1%	89.0%

* This is based on patients treated on this contract for their most recent course of treatment. Figures in italics indicate the base number of FP17s or Patient Questionnaire responses are less than 100. N/A is shown where the base number of responses is less than 10 during the period. % is calculated as Quantity/Base number*100

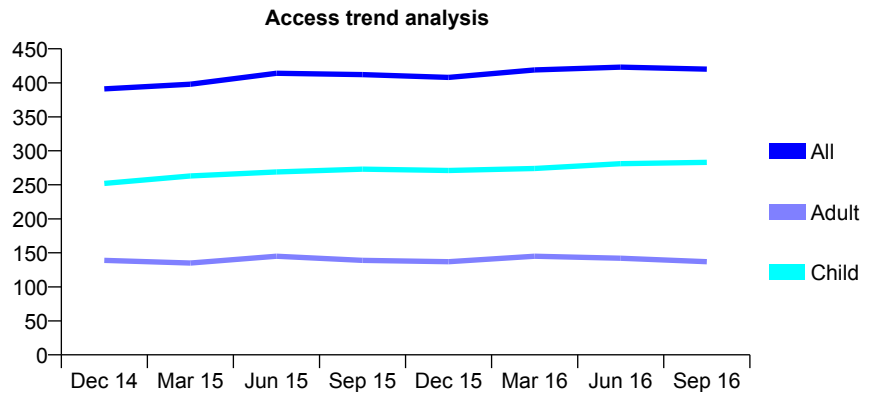
Q58 - Vital Signs At a Glance Contract Report for 309508/0001 - September 2016

Name or company name	MR AR MULLISH
Contract type name	GDS Contract
Purpose of contract	General
Contract start date	01/04/2006
Contract end date	

16/17 Contracted general activity (UDA)	773
Carry forward general activity (UDA)	0
16/17 Contracted orthodontic activity (UOA)	0
Carry forward orthodontic activity (UOA)	0
Baseline contract value	£21,276.39

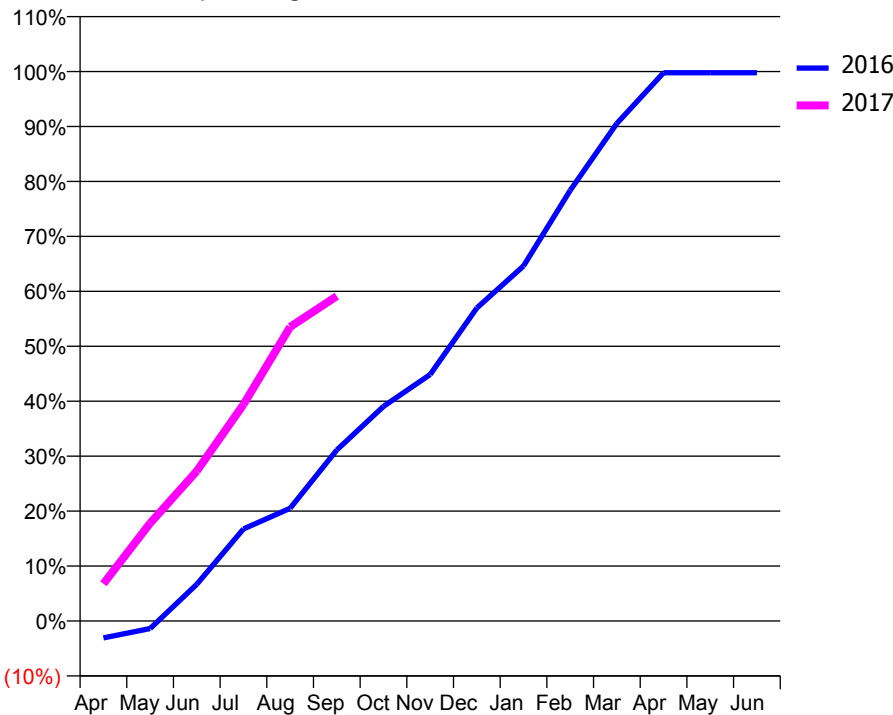
ACCESS*

Patients seen in 24 months	Total	Change since previous quarter
Quarter ending September 2015	412	
Quarter ending December 2015	408	→
Quarter ending March 2016	419	↑
Quarter ending June 2016	423	→
Quarter ending September 2016	420	→
Variance since September 2015	1.9%	→



ACTIVITY

Cumulative percentage of contracted UDA delivered 2016 & 2017



Month	Adjusted Scheduled Activity (UDA)	
	2016	2017
April	-24	52
May	-11	138
June	52	211
July	130	305
August	159	414
September	241	457
October	302	
November	347	
December	440	
January	499	
February	606	
March	700	
April	771	
May	771	
June	771	

QUALITY

	Quantity	Base Number	Contract	AT	Region	England
% of FP17s for the same patient ID Re-attending within 3 months - Children	11	225	4.9%	11.4%	12.0%	12.4%
% of FP17s for the same patient ID Re-attending within 3 months - Adults	11	77	14.3%	14.8%	15.9%	16.7%
% of FP17s for the same patient ID Re-attending between 3 & 9 months - Children	116	225	51.6%	55.6%	58.6%	57.4%
% of FP17s for the same patient ID Re-attending between 3 & 9 months - Adults	20	77	26.0%	48.1%	51.6%	50.5%
% of FP17s for Band 1 Urgent Courses	10	276	3.6%	8.3%	8.0%	9.1%
% of FP17s Relating to Free Repair or Replacements	0	276	0.0%	0.7%	0.8%	0.8%
% of FP17s Relating to Continuations	0	276	0.0%	1.0%	1.3%	1.3%
% of Patients satisfied with the dentistry they have received	0	0	N/A	94.0%	93.1%	93.2%
% of Patients satisfied with the time they had to wait for an appointment	0	0	N/A	87.5%	89.1%	89.0%

* This is based on patients treated on this contract for their most recent course of treatment. Figures in italics indicate the base number of FP17s or Patient Questionnaire responses are less than 100. N/A is shown where the base number of responses is less than 10 during the period. % is calculated as Quantity/Base number*100

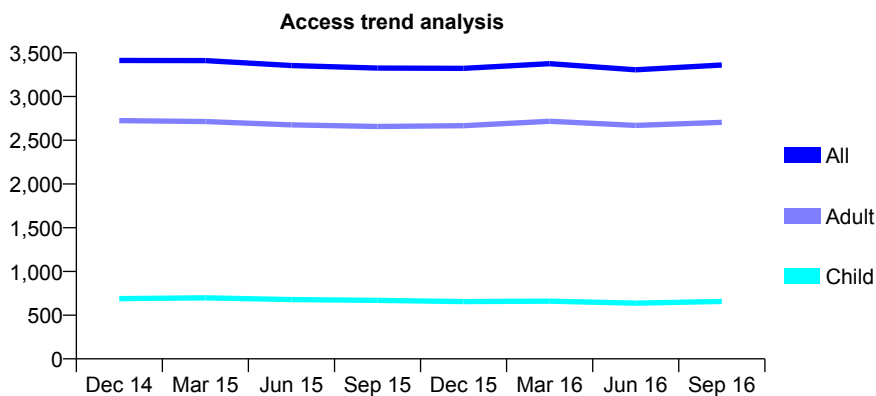
Q58 - Vital Signs At a Glance Contract Report for 310026/0001 - September 2016

Name or company name	MR HK CHAN
Contract type name	GDS Contract
Purpose of contract	General
Contract start date	01/04/2006
Contract end date	

16/17 Contracted general activity (UDA)	8,414
Carry forward general activity (UDA)	0
16/17 Contracted orthodontic activity (UOA)	0
Carry forward orthodontic activity (UOA)	0
Baseline contract value	£243,686.15

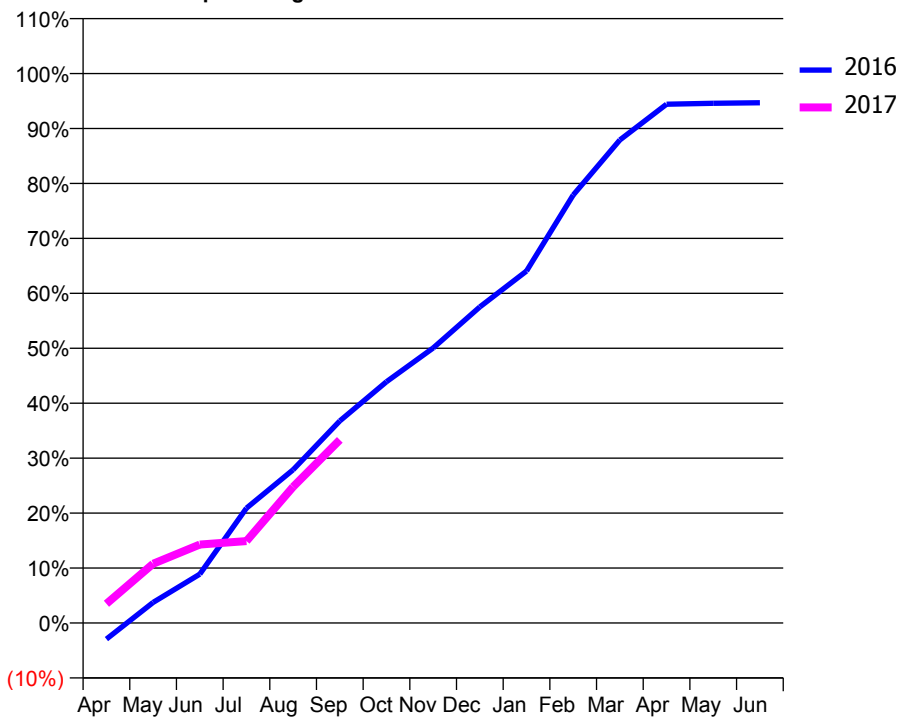
ACCESS*

Patients seen in 24 months	Total	Change since previous quarter
Quarter ending September 2015	3,326	
Quarter ending December 2015	3,322	→
Quarter ending March 2016	3,376	→
Quarter ending June 2016	3,305	↓
Quarter ending September 2016	3,361	→
Variance since September 2015	1.1%	→



ACTIVITY

Cumulative percentage of contracted UDA delivered 2016 & 2017



Month	Adjusted Scheduled Activity (UDA)	
	2016	2017
April	-249	295
May	316	908
June	748	1,202
July	1,760	1,255
August	2,347	2,086
September	3,095	2,805
October	3,695	
November	4,212	
December	4,840	
January	5,390	
February	6,552	
March	7,397	
April	7,944	
May	7,958	
June	7,965	

QUALITY

	Quantity	Base Number	Contract	AT	Region	England
% of FP17s for the same patient ID Re-attending within 3 months - Children	12	303	4.0%	11.4%	12.0%	12.4%
% of FP17s for the same patient ID Re-attending within 3 months - Adults	151	1,297	11.6%	14.8%	15.9%	16.7%
% of FP17s for the same patient ID Re-attending between 3 & 9 months - Children	138	303	45.5%	55.6%	58.6%	57.4%
% of FP17s for the same patient ID Re-attending between 3 & 9 months - Adults	560	1,297	43.2%	48.1%	51.6%	50.5%
% of FP17s for Band 1 Urgent Courses	39	1,336	2.9%	8.3%	8.0%	9.1%
% of FP17s Relating to Free Repair or Replacements	18	1,336	1.3%	0.7%	0.8%	0.8%
% of FP17s Relating to Continuations	18	1,336	1.3%	1.0%	1.3%	1.3%
% of Patients satisfied with the dentistry they have received	1	1	N/A	94.0%	93.1%	93.2%
% of Patients satisfied with the time they had to wait for an appointment	1	1	N/A	87.5%	89.1%	89.0%

* This is based on patients treated on this contract for their most recent course of treatment. Figures in italics indicate the base number of FP17s or Patient Questionnaire responses are less than 100. N/A is shown where the base number of responses is less than 10 during the period. % is calculated as Quantity/Base number*100

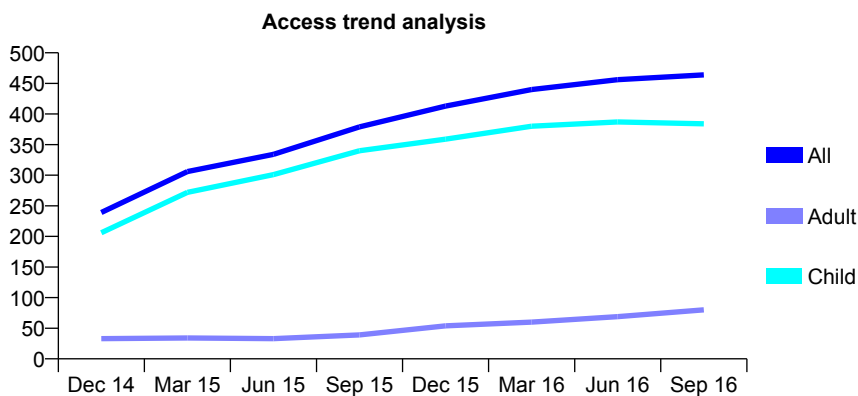
Q58 - Vital Signs At a Glance Contract Report for 318981/0001 - September 2016

Name or company name	MR A CHARLES-KARIEL
Contract type name	GDS Contract
Purpose of contract	General
Contract start date	01/04/2006
Contract end date	

16/17 Contracted general activity (UDA)	800
Carry forward general activity (UDA)	0
16/17 Contracted orthodontic activity (UOA)	0
Carry forward orthodontic activity (UOA)	0
Baseline contract value	£27,416.50

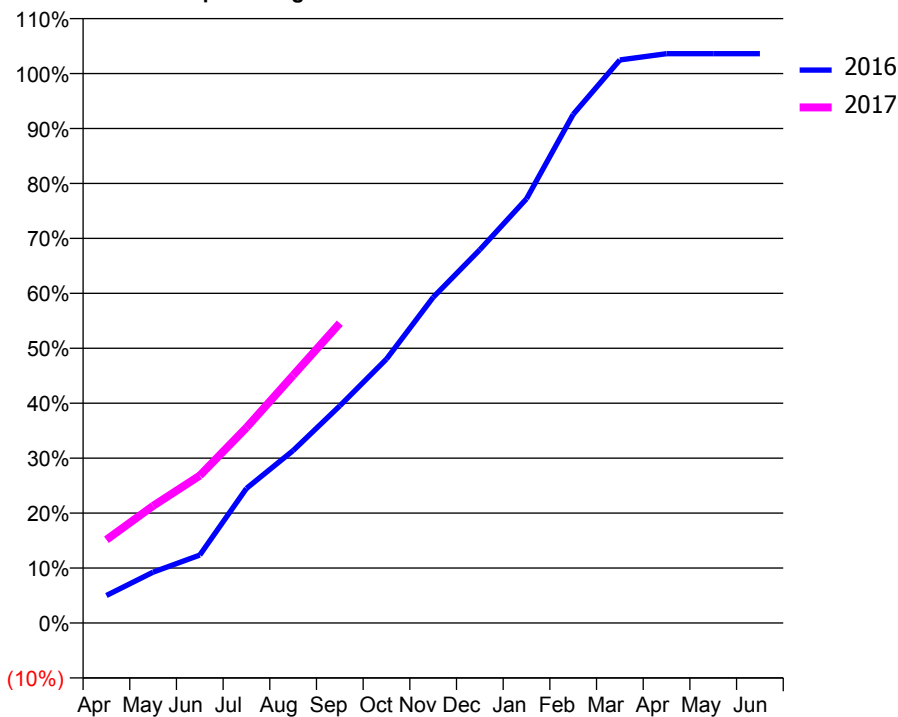
ACCESS*

Patients seen in 24 months	Total	Change since previous quarter
Quarter ending September 2015	379	
Quarter ending December 2015	413	↑
Quarter ending March 2016	440	↑
Quarter ending June 2016	456	↑
Quarter ending September 2016	464	→
Variance since September 2015	22.4%	↑



ACTIVITY

Cumulative percentage of contracted UDA delivered 2016 & 2017



Month	Adjusted Scheduled Activity (UDA)	
	2016	2017
April	40	121
May	74	171
June	99	215
July	196	285
August	251	361
September	316	437
October	384	
November	474	
December	543	
January	618	
February	741	
March	820	
April	829	
May	829	
June	829	

QUALITY

	Quantity	Base Number	Contract	AT	Region	England
% of FP17s for the same patient ID Re-attending within 3 months - Children	24	268	9.0%	11.4%	12.0%	12.4%
% of FP17s for the same patient ID Re-attending within 3 months - Adults	0	21	0.0%	14.8%	15.9%	16.7%
% of FP17s for the same patient ID Re-attending between 3 & 9 months - Children	114	268	42.5%	55.6%	58.6%	57.4%
% of FP17s for the same patient ID Re-attending between 3 & 9 months - Adults	11	21	52.4%	48.1%	51.6%	50.5%
% of FP17s for Band 1 Urgent Courses	3	280	1.1%	8.3%	8.0%	9.1%
% of FP17s Relating to Free Repair or Replacements	0	280	0.0%	0.7%	0.8%	0.8%
% of FP17s Relating to Continuations	0	280	0.0%	1.0%	1.3%	1.3%
% of Patients satisfied with the dentistry they have received	0	0	N/A	94.0%	93.1%	93.2%
% of Patients satisfied with the time they had to wait for an appointment	0	0	N/A	87.5%	89.1%	89.0%

* This is based on patients treated on this contract for their most recent course of treatment. Figures in italics indicate the base number of FP17s or Patient Questionnaire responses are less than 100. N/A is shown where the base number of responses is less than 10 during the period. % is calculated as Quantity/Base number*100

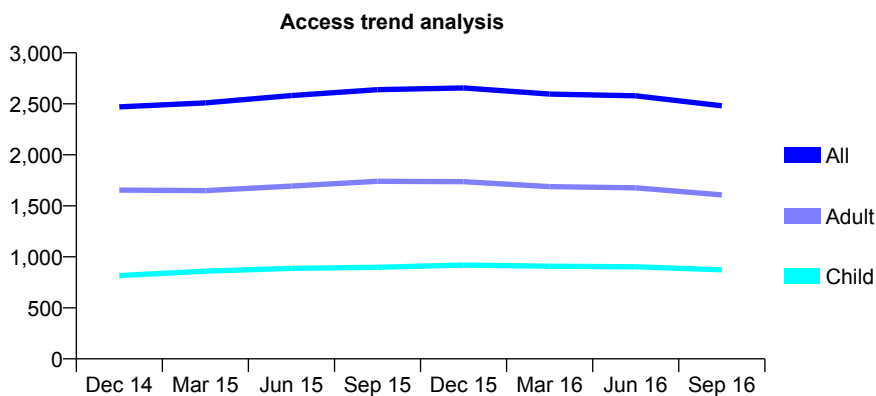
Q58 - Vital Signs At a Glance Contract Report for 327034/0001 - September 2016

Name or company name	MRS Y RATANSHI
Contract type name	GDS Contract
Purpose of contract	General
Contract start date	01/04/2006
Contract end date	

16/17 Contracted general activity (UDA)	6,500
Carry forward general activity (UDA)	0
16/17 Contracted orthodontic activity (UOA)	0
Carry forward orthodontic activity (UOA)	0
Baseline contract value	£164,470.07

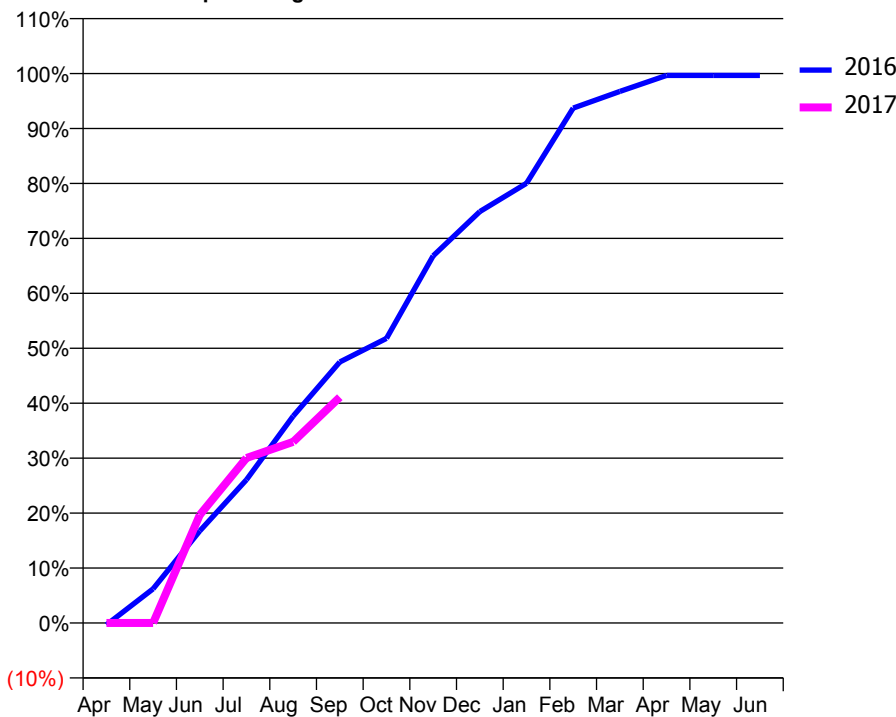
ACCESS*

Patients seen in 24 months	Total	Change since previous quarter
Quarter ending September 2015	2,638	
Quarter ending December 2015	2,656	→
Quarter ending March 2016	2,596	↓
Quarter ending June 2016	2,579	→
Quarter ending September 2016	2,480	↓
Variance since September 2015	(6.0%)	↓



ACTIVITY

Cumulative percentage of contracted UDA delivered 2016 & 2017



Month	Adjusted Scheduled Activity (UDA)	
	2016	2017
April	-23	0
May	405	0
June	1,089	1,279
July	1,695	1,951
August	2,447	2,143
September	3,088	2,672
October	3,366	
November	4,343	
December	4,866	
January	5,202	
February	6,091	
March	6,287	
April	6,477	
May	6,477	
June	6,477	

QUALITY

	Quantity	Base Number	Contract	AT	Region	England
% of FP17s for the same patient ID Re-attending within 3 months - Children	30	683	4.4%	11.4%	12.0%	12.4%
% of FP17s for the same patient ID Re-attending within 3 months - Adults	68	994	6.8%	14.8%	15.9%	16.7%
% of FP17s for the same patient ID Re-attending between 3 & 9 months - Children	529	683	77.5%	55.6%	58.6%	57.4%
% of FP17s for the same patient ID Re-attending between 3 & 9 months - Adults	477	994	48.0%	48.1%	51.6%	50.5%
% of FP17s for Band 1 Urgent Courses	88	1,619	5.4%	8.3%	8.0%	9.1%
% of FP17s Relating to Free Repair or Replacements	10	1,619	0.6%	0.7%	0.8%	0.8%
% of FP17s Relating to Continuations	12	1,619	0.7%	1.0%	1.3%	1.3%
% of Patients satisfied with the dentistry they have received	0	0	N/A	94.0%	93.1%	93.2%
% of Patients satisfied with the time they had to wait for an appointment	0	0	N/A	87.5%	89.1%	89.0%

* This is based on patients treated on this contract for their most recent course of treatment. Figures in italics indicate the base number of FP17s or Patient Questionnaire responses are less than 100. N/A is shown where the base number of responses is less than 10 during the period. % is calculated as Quantity/Base number*100

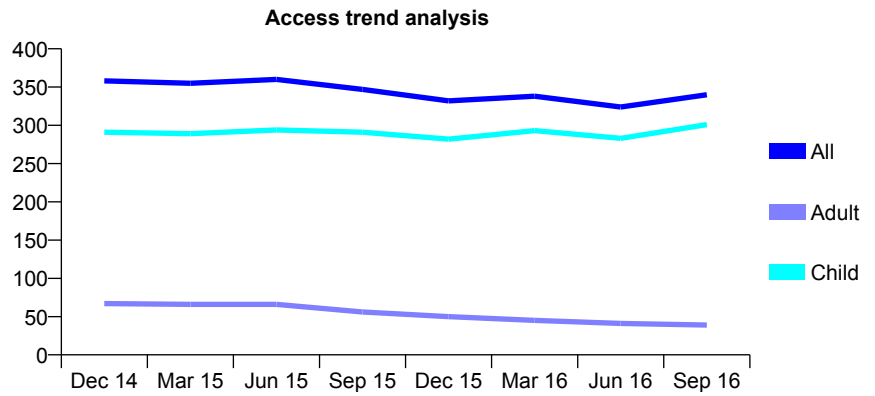
Q58 - Vital Signs At a Glance Contract Report for 328103/0001 - September 2016

Name or company name	MR MD ELVINS
Contract type name	GDS Contract
Purpose of contract	General
Contract start date	01/04/2006
Contract end date	

16/17 Contracted general activity (UDA)	550
Carry forward general activity (UDA)	0
16/17 Contracted orthodontic activity (UOA)	0
Carry forward orthodontic activity (UOA)	0
Baseline contract value	£13,177.00

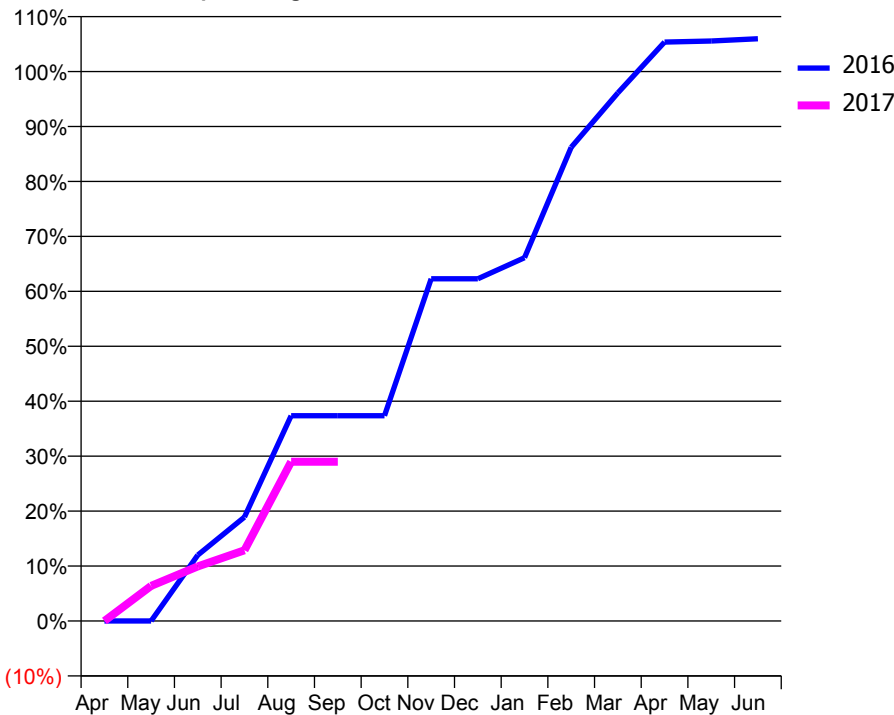
ACCESS*

Patients seen in 24 months	Total	Change since previous quarter
Quarter ending September 2015	347	
Quarter ending December 2015	332	↓
Quarter ending March 2016	338	→
Quarter ending June 2016	324	↓
Quarter ending September 2016	340	↑
Variance since September 2015	(2.0%)	↓



ACTIVITY

Cumulative percentage of contracted UDA delivered 2016 & 2017



Month	Adjusted Scheduled Activity (UDA)	
	2016	2017
April	0	0
May	0	35
June	60	55
July	95	71
August	187	159
September	187	159
October	187	
November	311	
December	311	
January	331	
February	431	
March	481	
April	527	
May	528	
June	530	

QUALITY

	Quantity	Base Number	Contract	AT	Region	England
% of FP17s for the same patient ID Re-attending within 3 months - Children	7	148	4.7%	11.4%	12.0%	12.4%
% of FP17s for the same patient ID Re-attending within 3 months - Adults	0	8	0.0%	14.8%	15.9%	16.7%
% of FP17s for the same patient ID Re-attending between 3 & 9 months - Children	62	148	41.9%	55.6%	58.6%	57.4%
% of FP17s for the same patient ID Re-attending between 3 & 9 months - Adults	5	8	62.5%	48.1%	51.6%	50.5%
% of FP17s for Band 1 Urgent Courses	7	122	5.7%	8.3%	8.0%	9.1%
% of FP17s Relating to Free Repair or Replacements	0	122	0.0%	0.7%	0.8%	0.8%
% of FP17s Relating to Continuations	0	122	0.0%	1.0%	1.3%	1.3%
% of Patients satisfied with the dentistry they have received	1	1	N/A	94.0%	93.1%	93.2%
% of Patients satisfied with the time they had to wait for an appointment	1	1	N/A	87.5%	89.1%	89.0%

* This is based on patients treated on this contract for their most recent course of treatment. Figures in italics indicate the base number of FP17s or Patient Questionnaire responses are less than 100. N/A is shown where the base number of responses is less than 10 during the period. % is calculated as Quantity/Base number*100

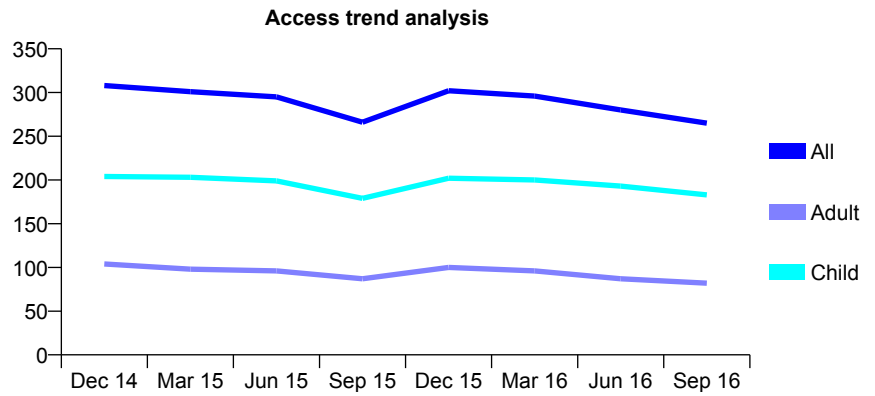
Q58 - Vital Signs At a Glance Contract Report for 328111/0003 - September 2016

Name or company name	MR NA GHULAM
Contract type name	GDS Contract
Purpose of contract	General
Contract start date	04/05/2012
Contract end date	

16/17 Contracted general activity (UDA)	650
Carry forward general activity (UDA)	0
16/17 Contracted orthodontic activity (UOA)	0
Carry forward orthodontic activity (UOA)	0
Baseline contract value	£14,951.13

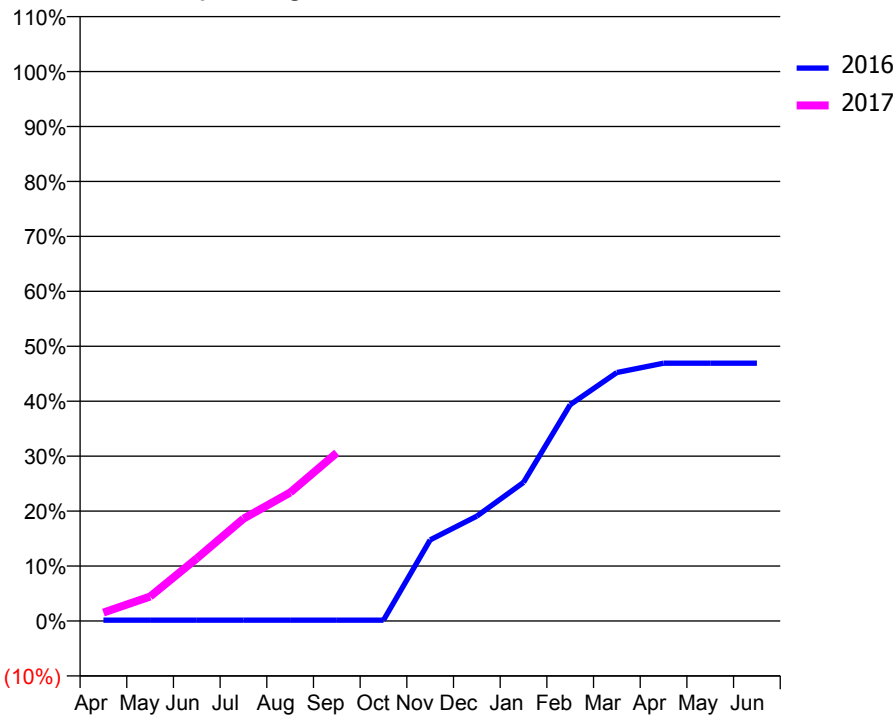
ACCESS*

Patients seen in 24 months	Total	Change since previous quarter
Quarter ending September 2015	266	
Quarter ending December 2015	302	↑
Quarter ending March 2016	296	↓
Quarter ending June 2016	280	↓
Quarter ending September 2016	265	↓
Variance since September 2015	(0.4%)	→



ACTIVITY

Cumulative percentage of contracted UDA delivered 2016 & 2017



Month	Adjusted Scheduled Activity (UDA)	
	2016	2017
April	1	10
May	1	29
June	1	74
July	1	121
August	1	152
September	1	199
October	1	
November	96	
December	124	
January	164	
February	256	
March	294	
April	305	
May	305	
June	305	

QUALITY

	Quantity	Base Number	Contract	AT	Region	England
% of FP17s for the same patient ID Re-attending within 3 months - Children	7	101	6.9%	11.4%	12.0%	12.4%
% of FP17s for the same patient ID Re-attending within 3 months - Adults	5	37	13.5%	14.8%	15.9%	16.7%
% of FP17s for the same patient ID Re-attending between 3 & 9 months - Children	55	101	54.5%	55.6%	58.6%	57.4%
% of FP17s for the same patient ID Re-attending between 3 & 9 months - Adults	15	37	40.5%	48.1%	51.6%	50.5%
% of FP17s for Band 1 Urgent Courses	0	130	0.0%	8.3%	8.0%	9.1%
% of FP17s Relating to Free Repair or Replacements	0	130	0.0%	0.7%	0.8%	0.8%
% of FP17s Relating to Continuations	2	130	1.5%	1.0%	1.3%	1.3%
% of Patients satisfied with the dentistry they have received	1	1	N/A	94.0%	93.1%	93.2%
% of Patients satisfied with the time they had to wait for an appointment	1	1	N/A	87.5%	89.1%	89.0%

* This is based on patients treated on this contract for their most recent course of treatment. Figures in italics indicate the base number of FP17s or Patient Questionnaire responses are less than 100. N/A is shown where the base number of responses is less than 10 during the period. % is calculated as Quantity/Base number*100

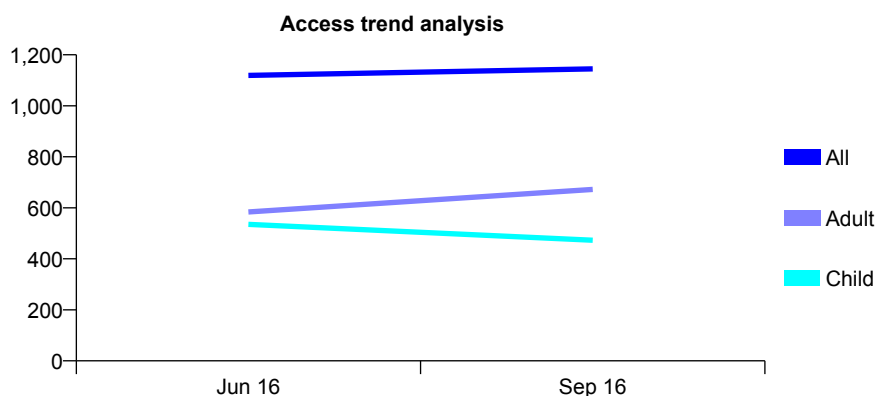
Q58 - Vital Signs At a Glance Contract Report for 333107/0006 - September 2016

Name or company name	MR SS BHANDAL
Contract type name	GDS Contract
Purpose of contract	General
Contract start date	01/01/2015
Contract end date	

16/17 Contracted general activity (UDA)	11,341
Carry forward general activity (UDA)	0
16/17 Contracted orthodontic activity (UOA)	0
Carry forward orthodontic activity (UOA)	0
Baseline contract value	£314,781.25

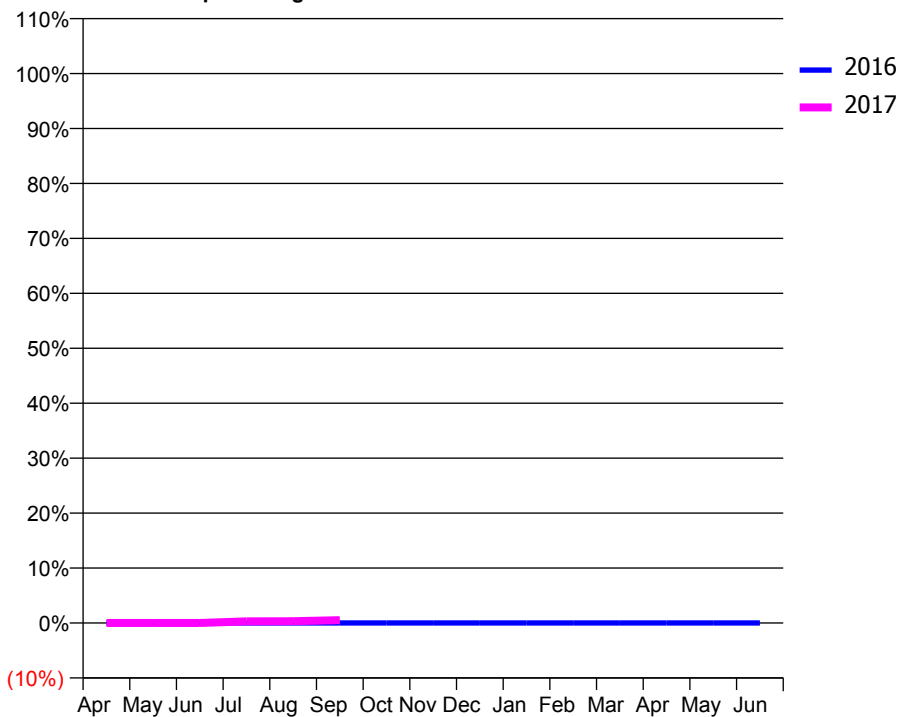
ACCESS*

Patients seen in 24 months	Total	Change since previous quarter
Quarter ending September 2015	0	
Quarter ending December 2015	0	
Quarter ending March 2016	0	
Quarter ending June 2016	1,119	↑
Quarter ending September 2016	1,145	↑
Variance since September 2015	N/A	



ACTIVITY

Cumulative percentage of contracted UDA delivered 2016 & 2017



Month	Adjusted Scheduled Activity (UDA)	
	2016	2017
April	0	0
May	0	0
June	0	0
July	0	34
August	0	38
September	0	60
October	0	
November	0	
December	0	
January	0	
February	0	
March	0	
April	0	
May	0	
June	0	

QUALITY

	Quantity	Base Number	Contract	AT	Region	England
% of FP17s for the same patient ID Re-attending within 3 months - Children	2	921	0.2%	11.4%	12.0%	12.4%
% of FP17s for the same patient ID Re-attending within 3 months - Adults	3	885	0.3%	14.8%	15.9%	16.7%
% of FP17s for the same patient ID Re-attending between 3 & 9 months - Children	0	921	0.0%	55.6%	58.6%	57.4%
% of FP17s for the same patient ID Re-attending between 3 & 9 months - Adults	0	885	0.0%	48.1%	51.6%	50.5%
% of FP17s for Band 1 Urgent Courses	0	22	0.0%	8.3%	8.0%	9.1%
% of FP17s Relating to Free Repair or Replacements	0	22	0.0%	0.7%	0.8%	0.8%
% of FP17s Relating to Continuations	0	22	0.0%	1.0%	1.3%	1.3%
% of Patients satisfied with the dentistry they have received	0	0	N/A	94.0%	93.1%	93.2%
% of Patients satisfied with the time they had to wait for an appointment	0	0	N/A	87.5%	89.1%	89.0%

* This is based on patients treated on this contract for their most recent course of treatment. Figures in italics indicate the base number of FP17s or Patient Questionnaire responses are less than 100. N/A is shown where the base number of responses is less than 10 during the period. % is calculated as Quantity/Base number*100

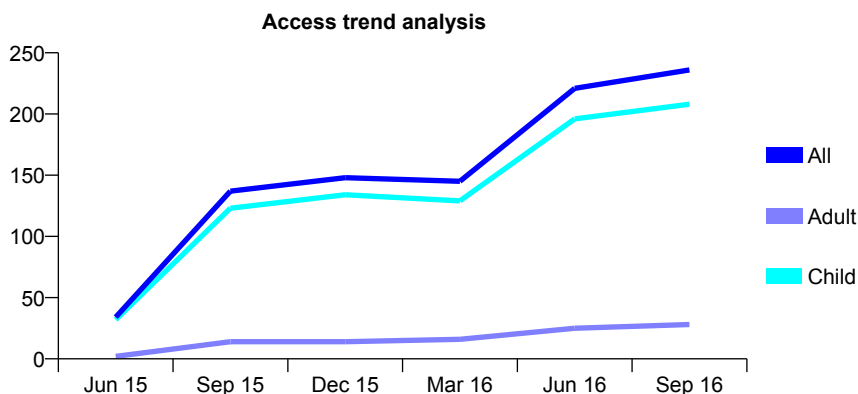
Q58 - Vital Signs At a Glance Contract Report for 333107/0007 - September 2016

Name or company name	MR SS BHANDAL
Contract type name	GDS Contract
Purpose of contract	General
Contract start date	01/04/2015
Contract end date	

16/17 Contracted general activity (UDA)	510
Carry forward general activity (UDA)	0
16/17 Contracted orthodontic activity (UOA)	0
Carry forward orthodontic activity (UOA)	0
Baseline contract value	£10,619.56

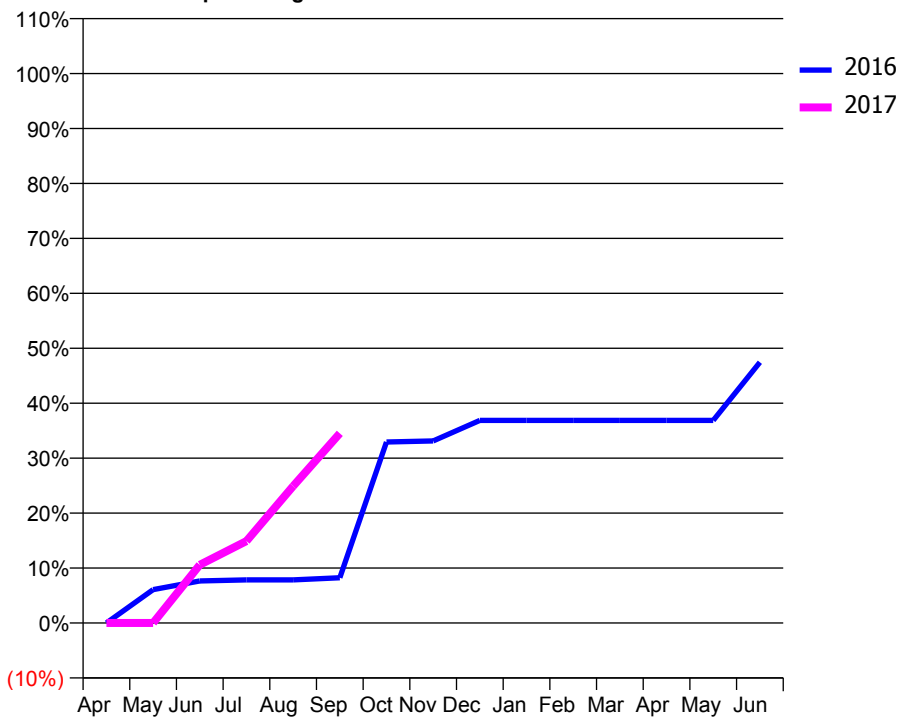
ACCESS*

Patients seen in 24 months	Total	Change since previous quarter
Quarter ending September 2015	137	
Quarter ending December 2015	148	↑
Quarter ending March 2016	145	↓
Quarter ending June 2016	221	↑
Quarter ending September 2016	236	↑
Variance since September 2015	72.3%	↑



ACTIVITY

Cumulative percentage of contracted UDA delivered 2016 & 2017



Month	Adjusted Scheduled Activity (UDA)	
	2016	2017
April	0	0
May	31	0
June	39	54
July	40	76
August	40	127
September	42	176
October	168	
November	169	
December	188	
January	188	
February	188	
March	188	
April	188	
May	188	
June	242	

QUALITY

	Quantity	Base Number	Contract	AT	Region	England
% of FP17s for the same patient ID Re-attending within 3 months - Children	20	243	8.2%	11.4%	12.0%	12.4%
% of FP17s for the same patient ID Re-attending within 3 months - Adults	0	13	0.0%	14.8%	15.9%	16.7%
% of FP17s for the same patient ID Re-attending between 3 & 9 months - Children	113	243	46.5%	55.6%	58.6%	57.4%
% of FP17s for the same patient ID Re-attending between 3 & 9 months - Adults	7	13	53.8%	48.1%	51.6%	50.5%
% of FP17s for Band 1 Urgent Courses	0	126	0.0%	8.3%	8.0%	9.1%
% of FP17s Relating to Free Repair or Replacements	0	126	0.0%	0.7%	0.8%	0.8%
% of FP17s Relating to Continuations	0	126	0.0%	1.0%	1.3%	1.3%
% of Patients satisfied with the dentistry they have received	0	0	N/A	94.0%	93.1%	93.2%
% of Patients satisfied with the time they had to wait for an appointment	0	0	N/A	87.5%	89.1%	89.0%

* This is based on patients treated on this contract for their most recent course of treatment. Figures in italics indicate the base number of FP17s or Patient Questionnaire responses are less than 100. N/A is shown where the base number of responses is less than 10 during the period. % is calculated as Quantity/Base number*100

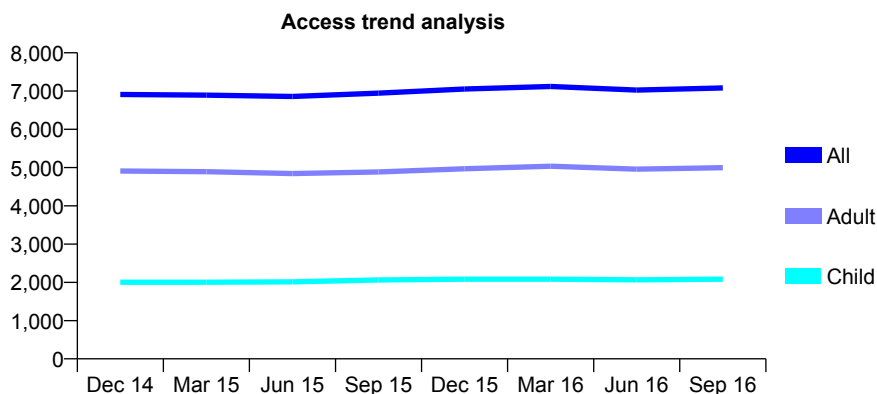
Q58 - Vital Signs At a Glance Contract Report for 333875/0001 - September 2016

Name or company name	MR A SHAH
Contract type name	GDS Contract
Purpose of contract	General
Contract start date	01/04/2006
Contract end date	

16/17 Contracted general activity (UDA)	19,211
Carry forward general activity (UDA)	0
16/17 Contracted orthodontic activity (UOA)	0
Carry forward orthodontic activity (UOA)	0
Baseline contract value	£591,574.66

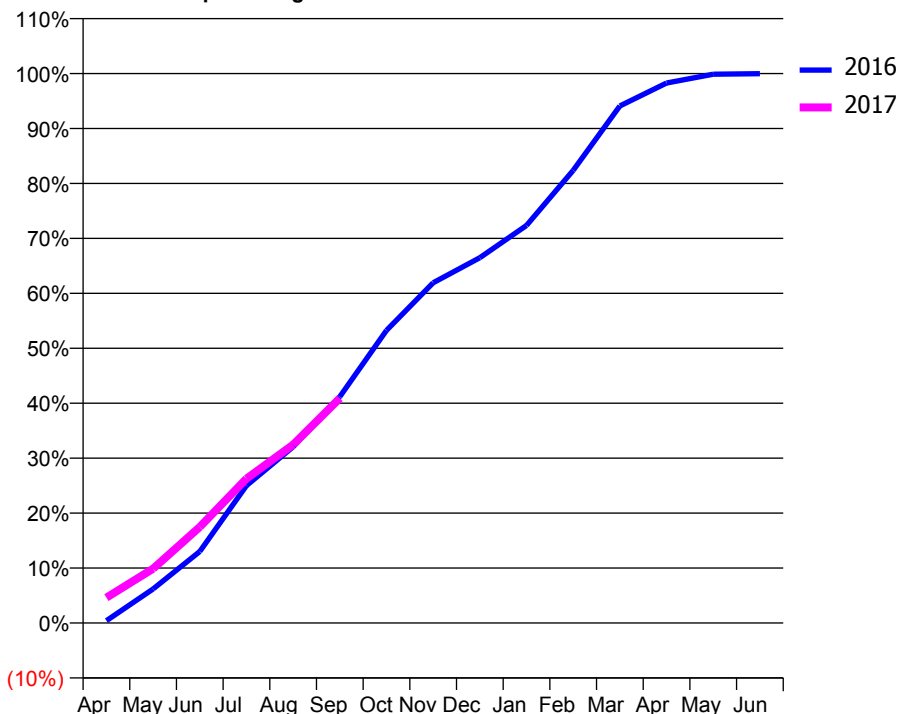
ACCESS*

Patients seen in 24 months	Total	Change since previous quarter
Quarter ending September 2015	6,946	
Quarter ending December 2015	7,052	→
Quarter ending March 2016	7,119	→
Quarter ending June 2016	7,024	↓
Quarter ending September 2016	7,082	→
Variance since September 2015	2.0%	→



ACTIVITY

Cumulative percentage of contracted UDA delivered 2016 & 2017



Month	Adjusted Scheduled Activity (UDA)	
	2016	2017
April	81	887
May	1,190	1,900
June	2,499	3,360
July	4,803	5,048
August	6,163	6,236
September	7,915	7,857
October	10,228	
November	11,896	
December	12,770	
January	13,901	
February	15,827	
March	18,076	
April	18,878	
May	19,184	
June	19,205	

QUALITY

	Quantity	Base Number	Contract	AT	Region	England
% of FP17s for the same patient ID Re-attending within 3 months - Children	94	1,411	6.7%	11.4%	12.0%	12.4%
% of FP17s for the same patient ID Re-attending within 3 months - Adults	465	2,932	15.9%	14.8%	15.9%	16.7%
% of FP17s for the same patient ID Re-attending between 3 & 9 months - Children	720	1,411	51.0%	55.6%	58.6%	57.4%
% of FP17s for the same patient ID Re-attending between 3 & 9 months - Adults	1,166	2,932	39.8%	48.1%	51.6%	50.5%
% of FP17s for Band 1 Urgent Courses	212	3,725	5.7%	8.3%	8.0%	9.1%
% of FP17s Relating to Free Repair or Replacements	42	3,725	1.1%	0.7%	0.8%	0.8%
% of FP17s Relating to Continuations	124	3,725	3.3%	1.0%	1.3%	1.3%
% of Patients satisfied with the dentistry they have received	5	5	N/A	94.0%	93.1%	93.2%
% of Patients satisfied with the time they had to wait for an appointment	2	5	N/A	87.5%	89.1%	89.0%

* This is based on patients treated on this contract for their most recent course of treatment. Figures in italics indicate the base number of FP17s or Patient Questionnaire responses are less than 100. N/A is shown where the base number of responses is less than 10 during the period. % is calculated as Quantity/Base number*100

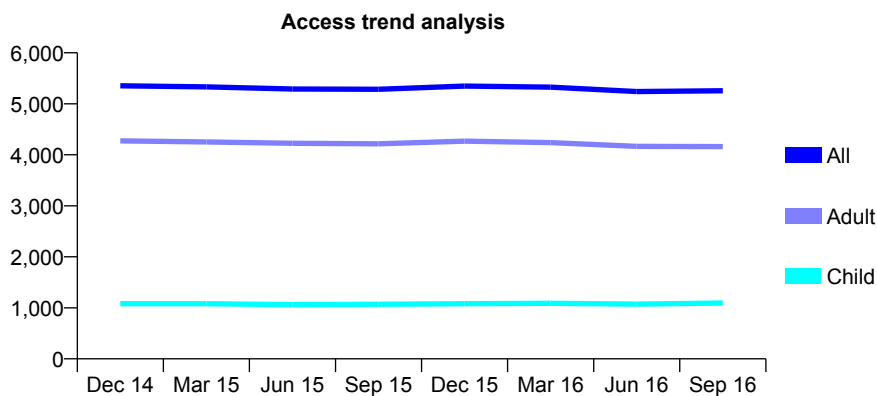
Q58 - Vital Signs At a Glance Contract Report for 335088/0001 - September 2016

Name or company name	MR N DADHANIA
Contract type name	GDS Contract
Purpose of contract	General
Contract start date	01/04/2006
Contract end date	

16/17 Contracted general activity (UDA)	16,668
Carry forward general activity (UDA)	0
16/17 Contracted orthodontic activity (UOA)	0
Carry forward orthodontic activity (UOA)	0
Baseline contract value	£452,632.92

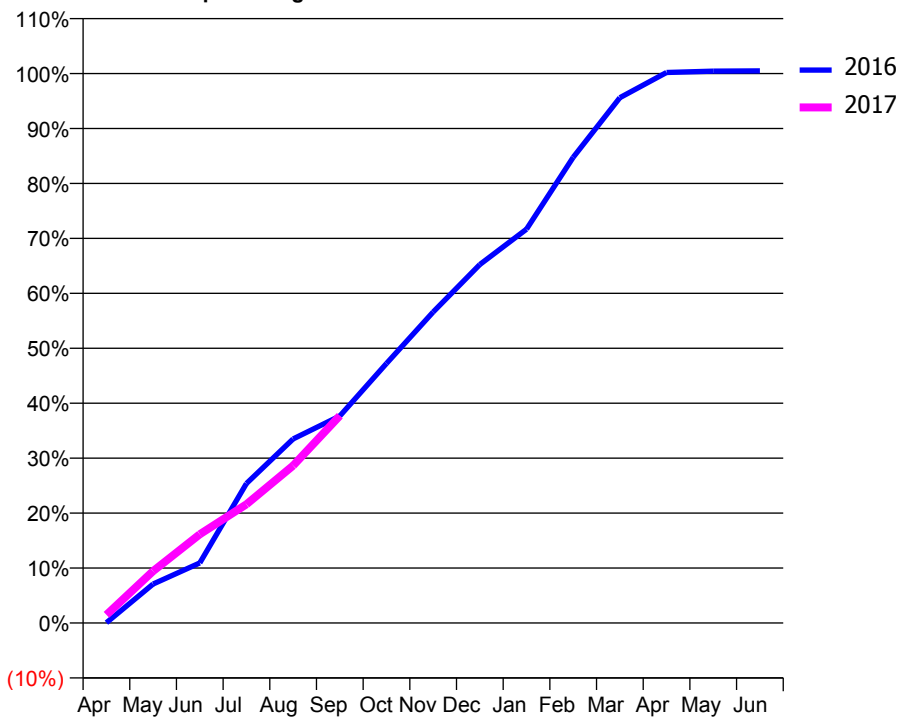
ACCESS*

Patients seen in 24 months	Total	Change since previous quarter
Quarter ending September 2015	5,286	
Quarter ending December 2015	5,348	→
Quarter ending March 2016	5,327	→
Quarter ending June 2016	5,240	↓
Quarter ending September 2016	5,256	→
Variance since September 2015	(0.6%)	→



ACTIVITY

Cumulative percentage of contracted UDA delivered 2016 & 2017



Month	Adjusted Scheduled Activity (UDA)	
	2016	2017
April	11	251
May	1,184	1,575
June	1,821	2,693
July	4,232	3,601
August	5,584	4,776
September	6,281	6,289
October	7,875	
November	9,434	
December	10,876	
January	11,946	
February	14,127	
March	15,935	
April	16,701	
May	16,741	
June	16,746	

QUALITY

	Quantity	Base Number	Contract	AT	Region	England
% of FP17s for the same patient ID Re-attending within 3 months - Children	35	608	5.8%	11.4%	12.0%	12.4%
% of FP17s for the same patient ID Re-attending within 3 months - Adults	357	2,765	12.9%	14.8%	15.9%	16.7%
% of FP17s for the same patient ID Re-attending between 3 & 9 months - Children	320	608	52.6%	55.6%	58.6%	57.4%
% of FP17s for the same patient ID Re-attending between 3 & 9 months - Adults	1,767	2,765	63.9%	48.1%	51.6%	50.5%
% of FP17s for Band 1 Urgent Courses	179	3,019	5.9%	8.3%	8.0%	9.1%
% of FP17s Relating to Free Repair or Replacements	26	3,019	0.9%	0.7%	0.8%	0.8%
% of FP17s Relating to Continuations	28	3,019	0.9%	1.0%	1.3%	1.3%
% of Patients satisfied with the dentistry they have received	6	7	N/A	94.0%	93.1%	93.2%
% of Patients satisfied with the time they had to wait for an appointment	7	7	N/A	87.5%	89.1%	89.0%

* This is based on patients treated on this contract for their most recent course of treatment. Figures in italics indicate the base number of FP17s or Patient Questionnaire responses are less than 100. N/A is shown where the base number of responses is less than 10 during the period. % is calculated as Quantity/Base number*100

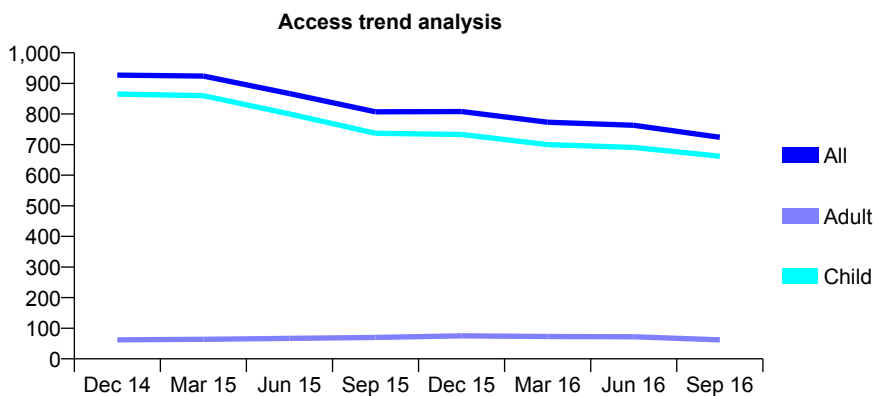
Q58 - Vital Signs At a Glance Contract Report for 335290/0001 - September 2016

Name or company name	MR VA PATEL
Contract type name	GDS Contract
Purpose of contract	General
Contract start date	01/04/2006
Contract end date	

16/17 Contracted general activity (UDA)	1,293
Carry forward general activity (UDA)	0
16/17 Contracted orthodontic activity (UOA)	0
Carry forward orthodontic activity (UOA)	0
Baseline contract value	£35,491.70

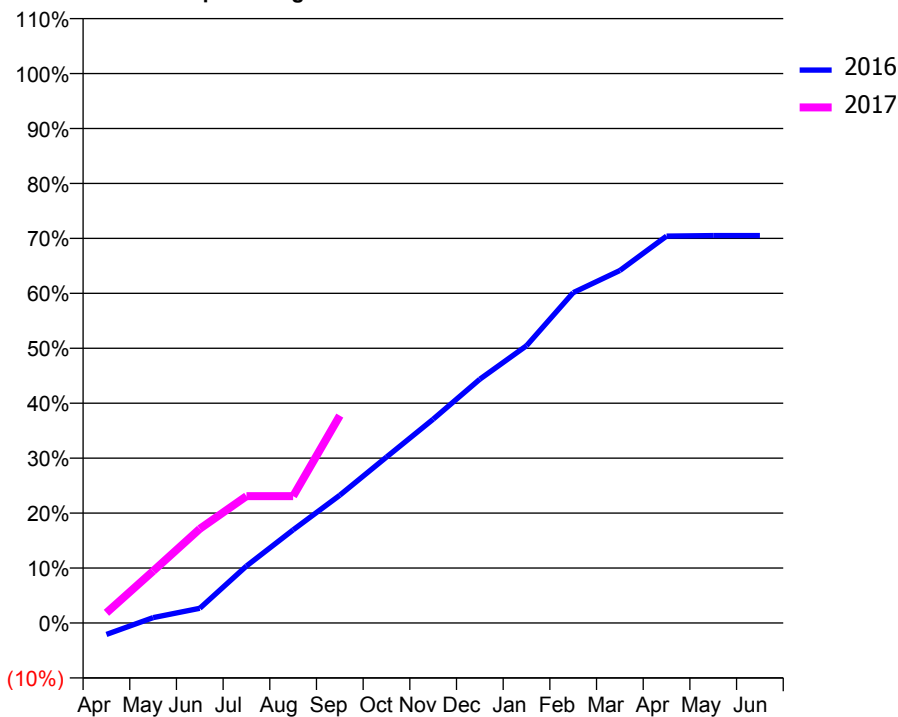
ACCESS*

Patients seen in 24 months	Total	Change since previous quarter
Quarter ending September 2015	807	
Quarter ending December 2015	808	→
Quarter ending March 2016	773	↓
Quarter ending June 2016	763	↓
Quarter ending September 2016	724	↓
Variance since September 2015	(10.3%)	↓



ACTIVITY

Cumulative percentage of contracted UDA delivered 2016 & 2017



Adjusted Scheduled Activity (UDA)

Month	2016	2017
April	-27	24
May	13	122
June	35	222
July	134	298
August	219	298
September	301	488
October	391	
November	480	
December	574	
January	653	
February	777	
March	830	
April	910	
May	912	
June	912	

QUALITY

	Quantity	Base Number	Contract	AT	Region	England
% of FP17s for the same patient ID Re-attending within 3 months - Children	32	428	7.5%	11.4%	12.0%	12.4%
% of FP17s for the same patient ID Re-attending within 3 months - Adults	0	0	N/A	14.8%	15.9%	16.7%
% of FP17s for the same patient ID Re-attending between 3 & 9 months - Children	208	428	48.6%	55.6%	58.6%	57.4%
% of FP17s for the same patient ID Re-attending between 3 & 9 months - Adults	0	0	N/A	48.1%	51.6%	50.5%
% of FP17s for Band 1 Urgent Courses	15	367	4.1%	8.3%	8.0%	9.1%
% of FP17s Relating to Free Repair or Replacements	0	367	0.0%	0.7%	0.8%	0.8%
% of FP17s Relating to Continuations	0	367	0.0%	1.0%	1.3%	1.3%
% of Patients satisfied with the dentistry they have received	0	0	N/A	94.0%	93.1%	93.2%
% of Patients satisfied with the time they had to wait for an appointment	0	0	N/A	87.5%	89.1%	89.0%

* This is based on patients treated on this contract for their most recent course of treatment. Figures in italics indicate the base number of FP17s or Patient Questionnaire responses are less than 100. N/A is shown where the base number of responses is less than 10 during the period. % is calculated as Quantity/Base number*100

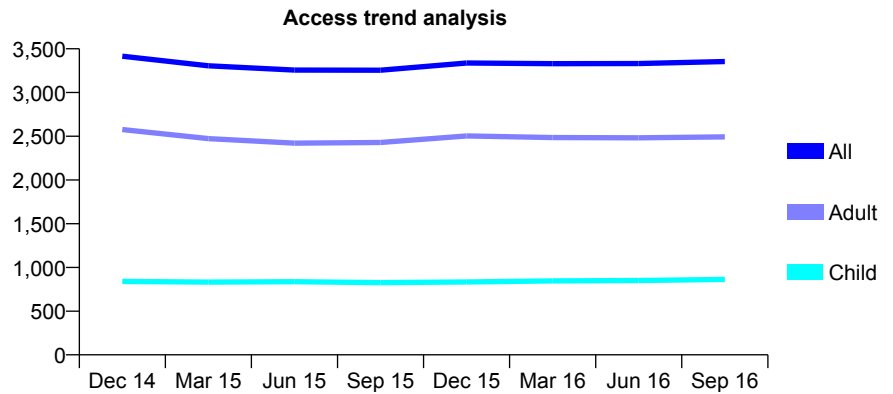
Q58 - Vital Signs At a Glance Contract Report for 339113/0001 - September 2016

Name or company name	MR A BALKHI
Contract type name	GDS Contract
Purpose of contract	General
Contract start date	01/04/2006
Contract end date	

16/17 Contracted general activity (UDA)	7,361
Carry forward general activity (UDA)	0
16/17 Contracted orthodontic activity (UOA)	0
Carry forward orthodontic activity (UOA)	0
Baseline contract value	£213,489.32

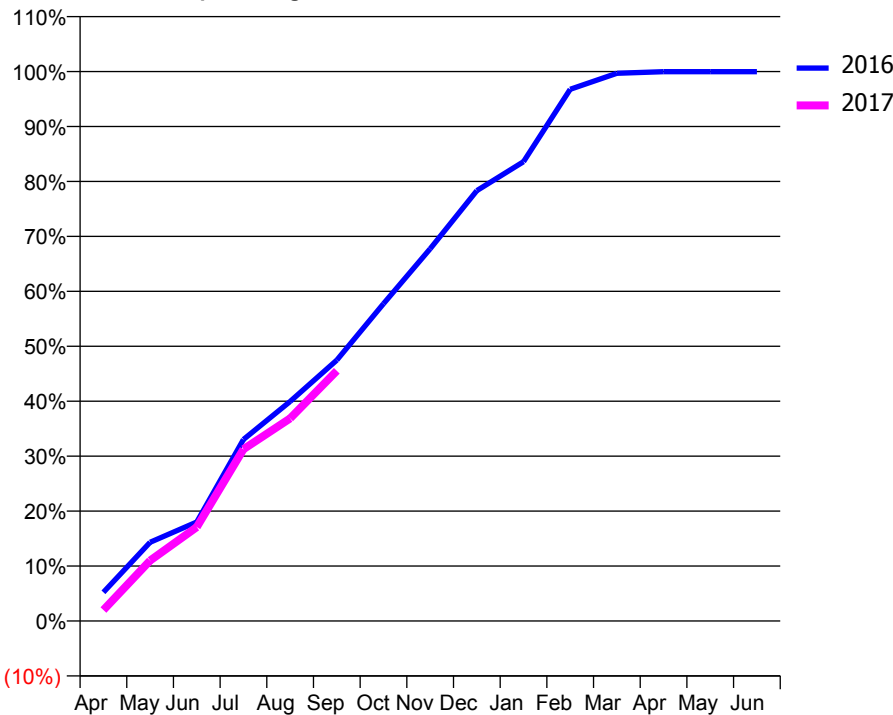
ACCESS*

Patients seen in 24 months	Total	Change since previous quarter
Quarter ending September 2015	3,255	
Quarter ending December 2015	3,337	↑
Quarter ending March 2016	3,330	→
Quarter ending June 2016	3,332	→
Quarter ending September 2016	3,354	→
Variance since September 2015	3.0%	↑



ACTIVITY

Cumulative percentage of contracted UDA delivered 2016 & 2017



Month	Adjusted Scheduled Activity (UDA)	
	2016	2017
April	385	147
May	1,056	810
June	1,327	1,258
July	2,432	2,301
August	2,941	2,714
September	3,496	3,352
October	4,251	
November	4,987	
December	5,765	
January	6,154	
February	7,124	
March	7,337	
April	7,359	
May	7,359	
June	7,359	

QUALITY

	Quantity	Base Number	Contract	AT	Region	England
% of FP17s for the same patient ID Re-attending within 3 months - Children	13	624	2.1%	11.4%	12.0%	12.4%
% of FP17s for the same patient ID Re-attending within 3 months - Adults	17	1,067	1.6%	14.8%	15.9%	16.7%
% of FP17s for the same patient ID Re-attending between 3 & 9 months - Children	396	624	63.5%	55.6%	58.6%	57.4%
% of FP17s for the same patient ID Re-attending between 3 & 9 months - Adults	356	1,067	33.4%	48.1%	51.6%	50.5%
% of FP17s for Band 1 Urgent Courses	16	1,682	1.0%	8.3%	8.0%	9.1%
% of FP17s Relating to Free Repair or Replacements	0	1,682	0.0%	0.7%	0.8%	0.8%
% of FP17s Relating to Continuations	5	1,682	0.3%	1.0%	1.3%	1.3%
% of Patients satisfied with the dentistry they have received	2	2	N/A	94.0%	93.1%	93.2%
% of Patients satisfied with the time they had to wait for an appointment	2	2	N/A	87.5%	89.1%	89.0%

* This is based on patients treated on this contract for their most recent course of treatment. Figures in italics indicate the base number of FP17s or Patient Questionnaire responses are less than 100. N/A is shown where the base number of responses is less than 10 during the period. % is calculated as Quantity/Base number*100

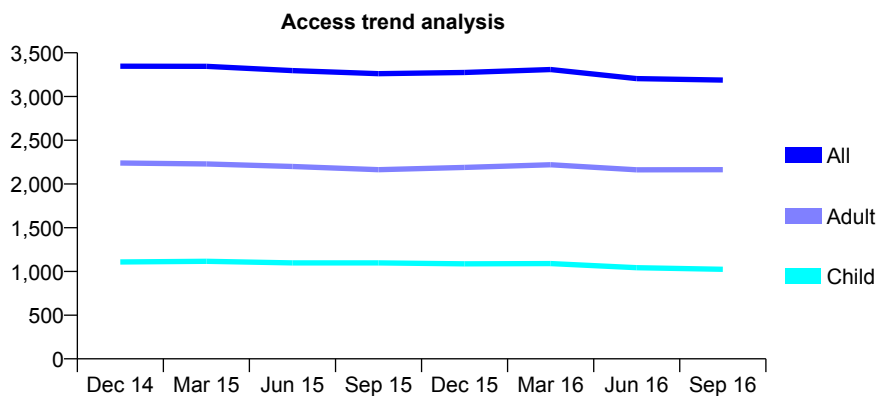
Q58 - Vital Signs At a Glance Contract Report for 341088/0001 - September 2016

Name or company name	MR A ZAKHARIA
Contract type name	GDS Contract
Purpose of contract	General
Contract start date	01/04/2012
Contract end date	

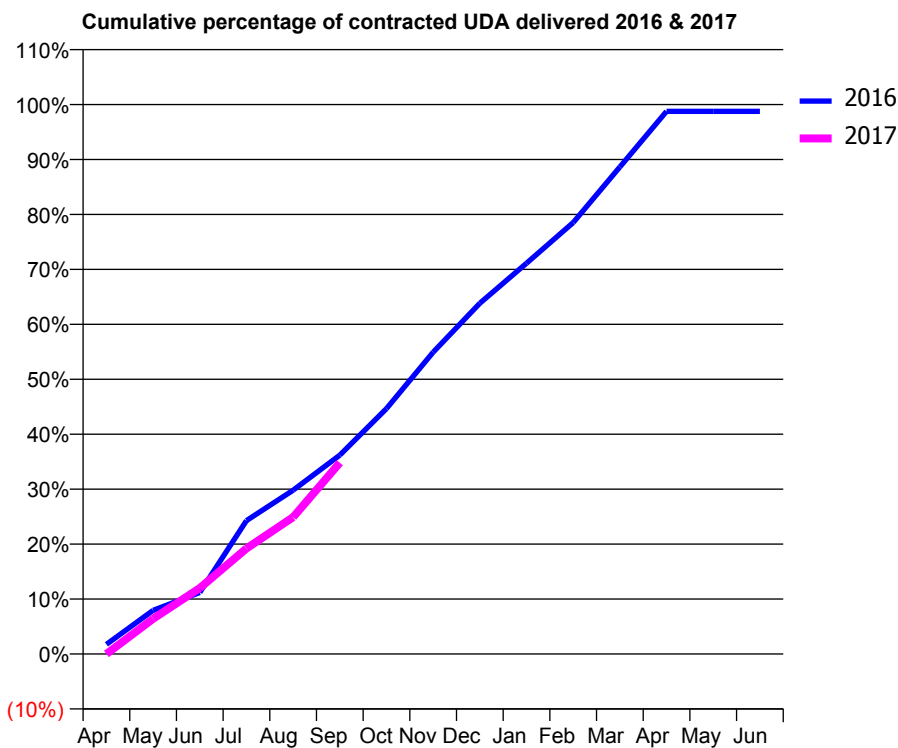
16/17 Contracted general activity (UDA)	8,322
Carry forward general activity (UDA)	0
16/17 Contracted orthodontic activity (UOA)	0
Carry forward orthodontic activity (UOA)	0
Baseline contract value	£218,779.01

ACCESS*

Patients seen in 24 months	Total	Change since previous quarter
Quarter ending September 2015	3,262	
Quarter ending December 2015	3,275	→
Quarter ending March 2016	3,308	→
Quarter ending June 2016	3,205	↓
Quarter ending September 2016	3,188	→
Variance since September 2015	(2.3%)	↓



ACTIVITY



Month	Adjusted Scheduled Activity (UDA)	
	2016	2017
April	146	0
May	662	535
June	932	999
July	2,020	1,598
August	2,482	2,072
September	3,013	2,897
October	3,716	
November	4,572	
December	5,312	
January	5,917	
February	6,535	
March	7,376	
April	8,219	
May	8,219	
June	8,219	

QUALITY

	Quantity	Base Number	Contract	AT	Region	England
% of FP17s for the same patient ID Re-attending within 3 months - Children	23	733	3.1%	11.4%	12.0%	12.4%
% of FP17s for the same patient ID Re-attending within 3 months - Adults	97	1,439	6.7%	14.8%	15.9%	16.7%
% of FP17s for the same patient ID Re-attending between 3 & 9 months - Children	507	733	69.2%	55.6%	58.6%	57.4%
% of FP17s for the same patient ID Re-attending between 3 & 9 months - Adults	1,067	1,439	74.1%	48.1%	51.6%	50.5%
% of FP17s for Band 1 Urgent Courses	16	1,754	0.9%	8.3%	8.0%	9.1%
% of FP17s Relating to Free Repair or Replacements	7	1,754	0.4%	0.7%	0.8%	0.8%
% of FP17s Relating to Continuations	0	1,754	0.0%	1.0%	1.3%	1.3%
% of Patients satisfied with the dentistry they have received	3	3	N/A	94.0%	93.1%	93.2%
% of Patients satisfied with the time they had to wait for an appointment	2	3	N/A	87.5%	89.1%	89.0%

* This is based on patients treated on this contract for their most recent course of treatment. Figures in italics indicate the base number of FP17s or Patient Questionnaire responses are less than 100. N/A is shown where the base number of responses is less than 10 during the period. % is calculated as Quantity/Base number*100

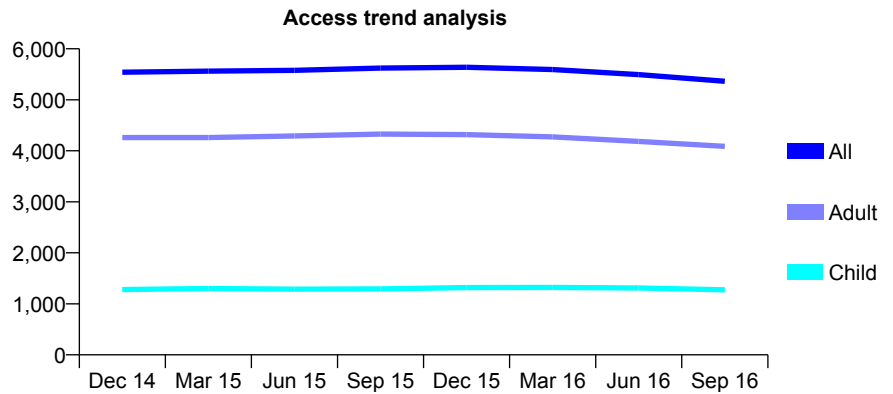
Q58 - Vital Signs At a Glance Contract Report for 341576/0002 - September 2016

Name or company name	MR J NASSERI TAHERI
Contract type name	GDS Contract
Purpose of contract	General
Contract start date	01/04/2008
Contract end date	

16/17 Contracted general activity (UDA)	18,364
Carry forward general activity (UDA)	0
16/17 Contracted orthodontic activity (UOA)	0
Carry forward orthodontic activity (UOA)	0
Baseline contract value	£428,603.34

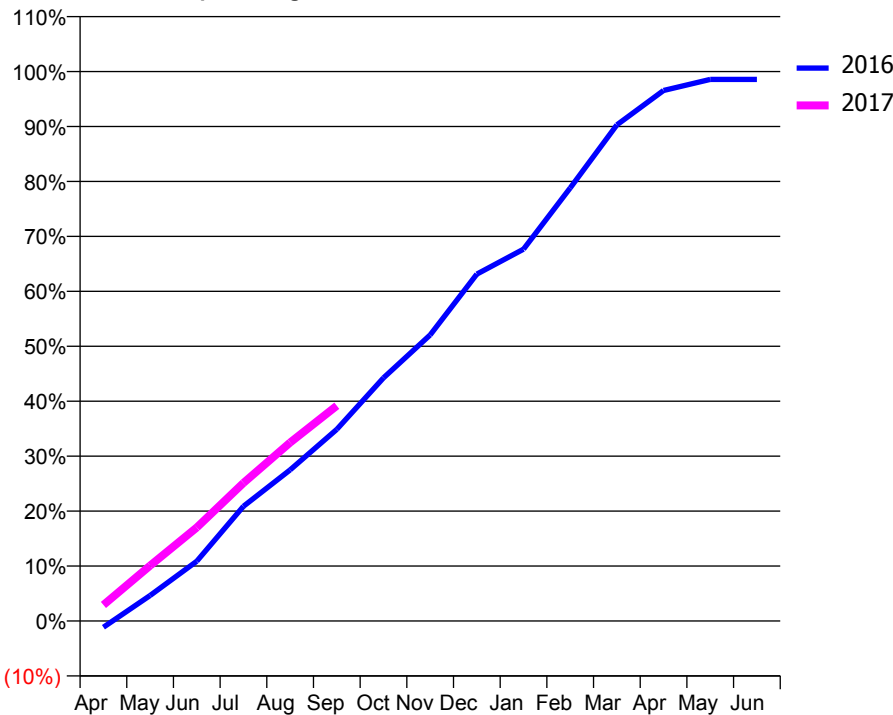
ACCESS*

Patients seen in 24 months	Total	Change since previous quarter
Quarter ending September 2015	5,621	
Quarter ending December 2015	5,637	→
Quarter ending March 2016	5,593	→
Quarter ending June 2016	5,494	↓
Quarter ending September 2016	5,363	↓
Variance since September 2015	(4.6%)	↓



ACTIVITY

Cumulative percentage of contracted UDA delivered 2016 & 2017



Month	Adjusted Scheduled Activity (UDA)	
	2016	2017
April	-211	538
May	851	1,852
June	1,998	3,124
July	3,837	4,616
August	5,052	5,966
September	6,405	7,194
October	8,127	
November	9,559	
December	11,592	
January	12,427	
February	14,473	
March	16,579	
April	17,728	
May	18,100	
June	18,100	

QUALITY

	Quantity	Base Number	Contract	AT	Region	England
% of FP17s for the same patient ID Re-attending within 3 months - Children	69	885	7.8%	11.4%	12.0%	12.4%
% of FP17s for the same patient ID Re-attending within 3 months - Adults	335	2,637	12.7%	14.8%	15.9%	16.7%
% of FP17s for the same patient ID Re-attending between 3 & 9 months - Children	523	885	59.1%	55.6%	58.6%	57.4%
% of FP17s for the same patient ID Re-attending between 3 & 9 months - Adults	1,479	2,637	56.1%	48.1%	51.6%	50.5%
% of FP17s for Band 1 Urgent Courses	304	3,116	9.8%	8.3%	8.0%	9.1%
% of FP17s Relating to Free Repair or Replacements	24	3,116	0.8%	0.7%	0.8%	0.8%
% of FP17s Relating to Continuations	47	3,116	1.5%	1.0%	1.3%	1.3%
% of Patients satisfied with the dentistry they have received	8	8	N/A	94.0%	93.1%	93.2%
% of Patients satisfied with the time they had to wait for an appointment	7	8	N/A	87.5%	89.1%	89.0%

* This is based on patients treated on this contract for their most recent course of treatment. Figures in italics indicate the base number of FP17s or Patient Questionnaire responses are less than 100. N/A is shown where the base number of responses is less than 10 during the period. % is calculated as Quantity/Base number*100

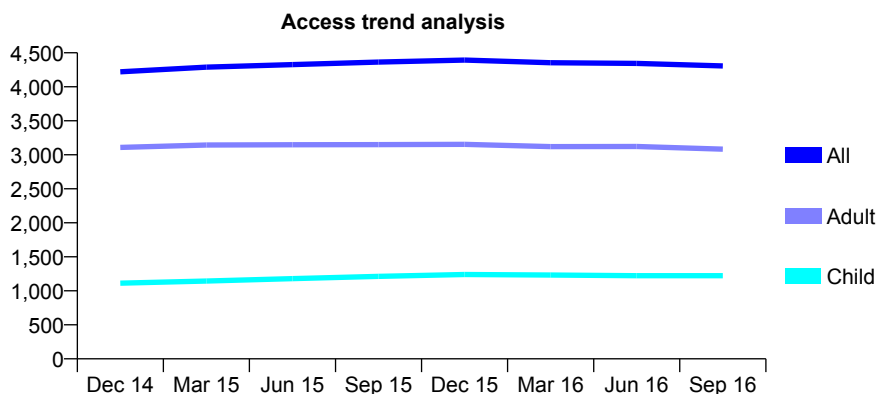
Q58 - Vital Signs At a Glance Contract Report for 341975/0001 - September 2016

Name or company name	MRS R ARUN
Contract type name	GDS Contract
Purpose of contract	General
Contract start date	01/04/2006
Contract end date	

16/17 Contracted general activity (UDA)	9,748
Carry forward general activity (UDA)	0
16/17 Contracted orthodontic activity (UOA)	0
Carry forward orthodontic activity (UOA)	0
Baseline contract value	£207,023.94

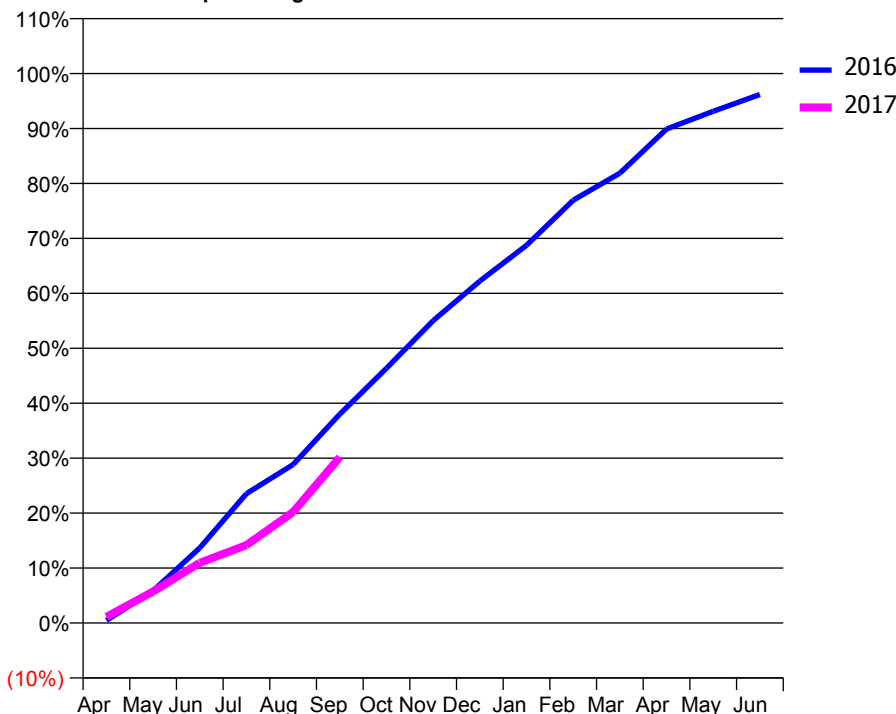
ACCESS*

Patients seen in 24 months	Total	Change since previous quarter
Quarter ending September 2015	4,363	
Quarter ending December 2015	4,393	→
Quarter ending March 2016	4,354	→
Quarter ending June 2016	4,344	→
Quarter ending September 2016	4,306	→
Variance since September 2015	(1.3%)	↓



ACTIVITY

Cumulative percentage of contracted UDA delivered 2016 & 2017



Adjusted Scheduled Activity (UDA)

Month	2016	2017
April	46	109
May	573	560
June	1,332	1,068
July	2,295	1,383
August	2,810	1,969
September	3,706	2,941
October	4,520	
November	5,365	
December	6,067	
January	6,701	
February	7,499	
March	7,981	
April	8,762	
May	9,079	
June	9,377	

QUALITY

	Quantity	Base Number	Contract	AT	Region	England
% of FP17s for the same patient ID Re-attending within 3 months - Children	17	649	2.6%	11.4%	12.0%	12.4%
% of FP17s for the same patient ID Re-attending within 3 months - Adults	108	1,511	7.1%	14.8%	15.9%	16.7%
% of FP17s for the same patient ID Re-attending between 3 & 9 months - Children	220	649	33.9%	55.6%	58.6%	57.4%
% of FP17s for the same patient ID Re-attending between 3 & 9 months - Adults	408	1,511	27.0%	48.1%	51.6%	50.5%
% of FP17s for Band 1 Urgent Courses	103	1,535	6.7%	8.3%	8.0%	9.1%
% of FP17s Relating to Free Repair or Replacements	11	1,535	0.7%	0.7%	0.8%	0.8%
% of FP17s Relating to Continuations	8	1,535	0.5%	1.0%	1.3%	1.3%
% of Patients satisfied with the dentistry they have received	0	0	N/A	94.0%	93.1%	93.2%
% of Patients satisfied with the time they had to wait for an appointment	0	0	N/A	87.5%	89.1%	89.0%

* This is based on patients treated on this contract for their most recent course of treatment. Figures in italics indicate the base number of FP17s or Patient Questionnaire responses are less than 100. N/A is shown where the base number of responses is less than 10 during the period. % is calculated as Quantity/Base number*100

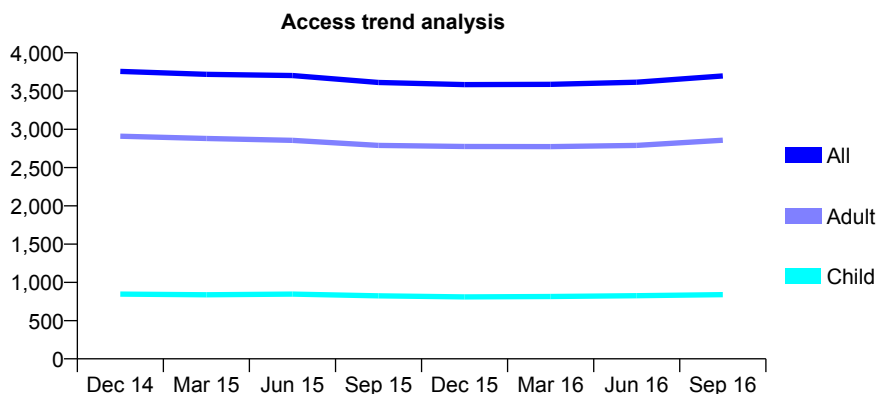
Q58 - Vital Signs At a Glance Contract Report for 342432/0001 - September 2016

Name or company name	MS RK GILL
Contract type name	GDS Contract
Purpose of contract	General
Contract start date	01/04/2006
Contract end date	

16/17 Contracted general activity (UDA)	9,141
Carry forward general activity (UDA)	0
16/17 Contracted orthodontic activity (UOA)	0
Carry forward orthodontic activity (UOA)	0
Baseline contract value	£179,239.97

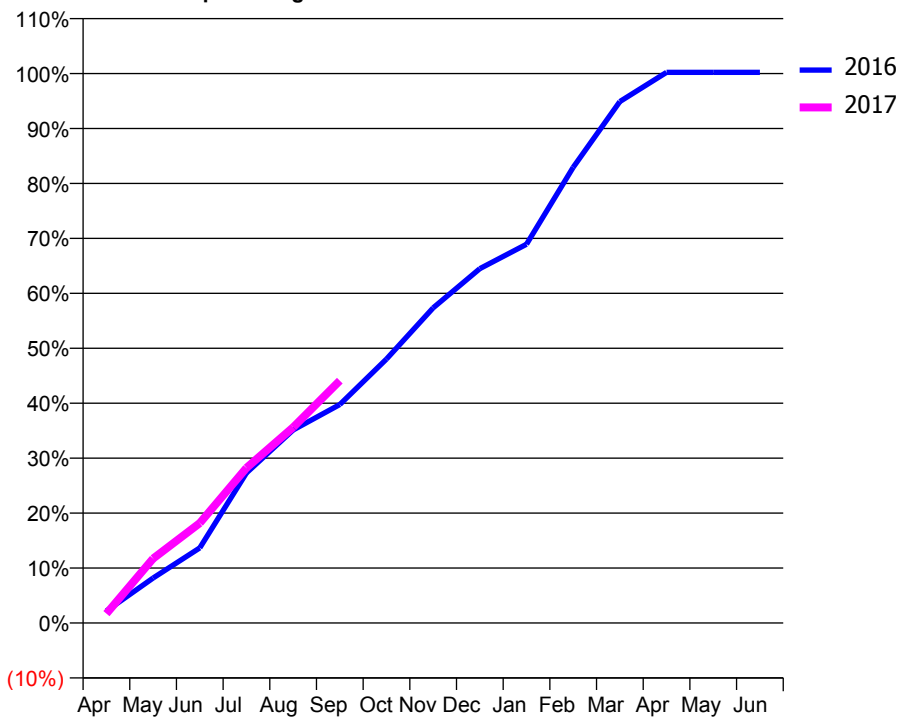
ACCESS*

Patients seen in 24 months	Total	Change since previous quarter
Quarter ending September 2015	3,613	
Quarter ending December 2015	3,585	→
Quarter ending March 2016	3,588	→
Quarter ending June 2016	3,615	→
Quarter ending September 2016	3,697	↑
Variance since September 2015	2.3%	↑



ACTIVITY

Cumulative percentage of contracted UDA delivered 2016 & 2017



Month	Adjusted Scheduled Activity (UDA)	
	2016	2017
April	185	156
May	688	1,073
June	1,147	1,662
July	2,291	2,580
August	2,948	3,256
September	3,337	4,033
October	4,030	
November	4,812	
December	5,412	
January	5,783	
February	6,960	
March	7,962	
April	8,410	
May	8,410	
June	8,410	

QUALITY

	Quantity	Base Number	Contract	AT	Region	England
% of FP17s for the same patient ID Re-attending within 3 months - Children	11	574	1.9%	11.4%	12.0%	12.4%
% of FP17s for the same patient ID Re-attending within 3 months - Adults	128	1,657	7.7%	14.8%	15.9%	16.7%
% of FP17s for the same patient ID Re-attending between 3 & 9 months - Children	265	574	46.2%	55.6%	58.6%	57.4%
% of FP17s for the same patient ID Re-attending between 3 & 9 months - Adults	663	1,657	40.0%	48.1%	51.6%	50.5%
% of FP17s for Band 1 Urgent Courses	103	2,037	5.1%	8.3%	8.0%	9.1%
% of FP17s Relating to Free Repair or Replacements	16	2,037	0.8%	0.7%	0.8%	0.8%
% of FP17s Relating to Continuations	17	2,037	0.8%	1.0%	1.3%	1.3%
% of Patients satisfied with the dentistry they have received	0	0	N/A	94.0%	93.1%	93.2%
% of Patients satisfied with the time they had to wait for an appointment	0	0	N/A	87.5%	89.1%	89.0%

* This is based on patients treated on this contract for their most recent course of treatment. Figures in italics indicate the base number of FP17s or Patient Questionnaire responses are less than 100. N/A is shown where the base number of responses is less than 10 during the period. % is calculated as Quantity/Base number*100

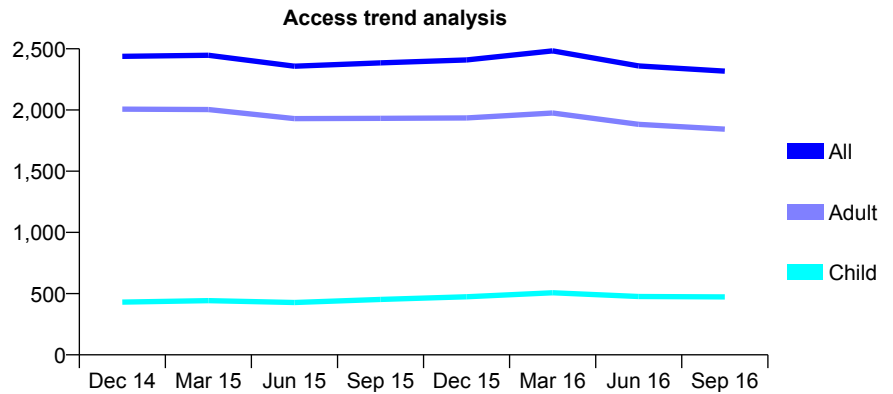
Q58 - Vital Signs At a Glance Contract Report for 343633/0001 - September 2016

Name or company name	MISS S AMPAH
Contract type name	GDS Contract
Purpose of contract	General
Contract start date	01/04/2006
Contract end date	

16/17 Contracted general activity (UDA)	6,500
Carry forward general activity (UDA)	0
16/17 Contracted orthodontic activity (UOA)	0
Carry forward orthodontic activity (UOA)	0
Baseline contract value	£179,748.52

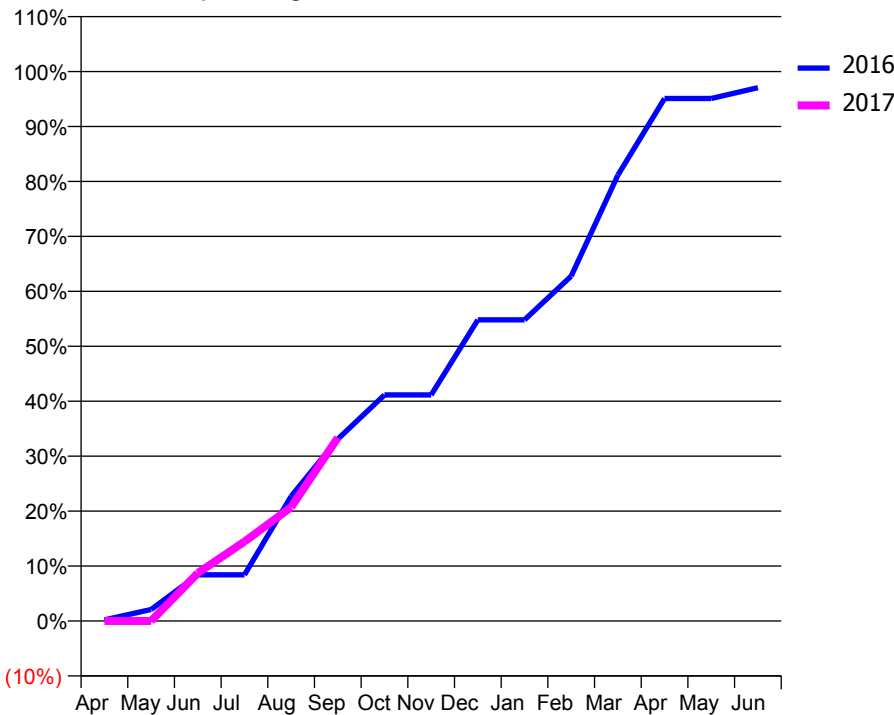
ACCESS*

Patients seen in 24 months	Total	Change since previous quarter
Quarter ending September 2015	2,385	
Quarter ending December 2015	2,409	→
Quarter ending March 2016	2,483	↑
Quarter ending June 2016	2,360	↓
Quarter ending September 2016	2,317	↓
Variance since September 2015	(2.9%)	↓



ACTIVITY

Cumulative percentage of contracted UDA delivered 2016 & 2017



Month	Adjusted Scheduled Activity (UDA)	
	2016	2017
April	13	0
May	136	0
June	547	568
July	547	940
August	1,476	1,347
September	2,153	2,168
October	2,675	
November	2,675	
December	3,563	
January	3,563	
February	4,080	
March	5,275	
April	6,181	
May	6,181	
June	6,308	

QUALITY

	Quantity	Base Number	Contract	AT	Region	England
% of FP17s for the same patient ID Re-attending within 3 months - Children	13	239	5.4%	11.4%	12.0%	12.4%
% of FP17s for the same patient ID Re-attending within 3 months - Adults	87	1,070	8.1%	14.8%	15.9%	16.7%
% of FP17s for the same patient ID Re-attending between 3 & 9 months - Children	75	239	31.4%	55.6%	58.6%	57.4%
% of FP17s for the same patient ID Re-attending between 3 & 9 months - Adults	506	1,070	47.3%	48.1%	51.6%	50.5%
% of FP17s for Band 1 Urgent Courses	18	999	1.8%	8.3%	8.0%	9.1%
% of FP17s Relating to Free Repair or Replacements	0	999	0.0%	0.7%	0.8%	0.8%
% of FP17s Relating to Continuations	10	999	1.0%	1.0%	1.3%	1.3%
% of Patients satisfied with the dentistry they have received	2	3	N/A	94.0%	93.1%	93.2%
% of Patients satisfied with the time they had to wait for an appointment	2	3	N/A	87.5%	89.1%	89.0%

* This is based on patients treated on this contract for their most recent course of treatment. Figures in italics indicate the base number of FP17s or Patient Questionnaire responses are less than 100. N/A is shown where the base number of responses is less than 10 during the period. % is calculated as Quantity/Base number*100

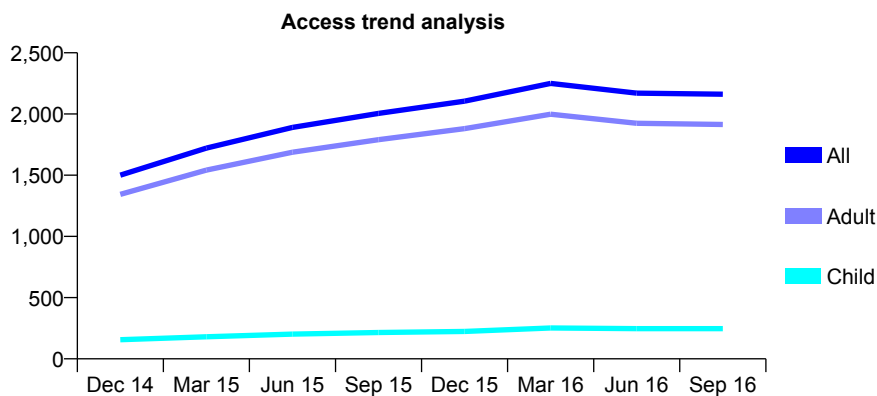
Q58 - Vital Signs At a Glance Contract Report for 343633/0003 - September 2016

Name or company name	MISS S AMPAH
Contract type name	GDS Contract
Purpose of contract	General
Contract start date	21/02/2014
Contract end date	

16/17 Contracted general activity (UDA)	6,505
Carry forward general activity (UDA)	0
16/17 Contracted orthodontic activity (UOA)	0
Carry forward orthodontic activity (UOA)	0
Baseline contract value	£156,841.88

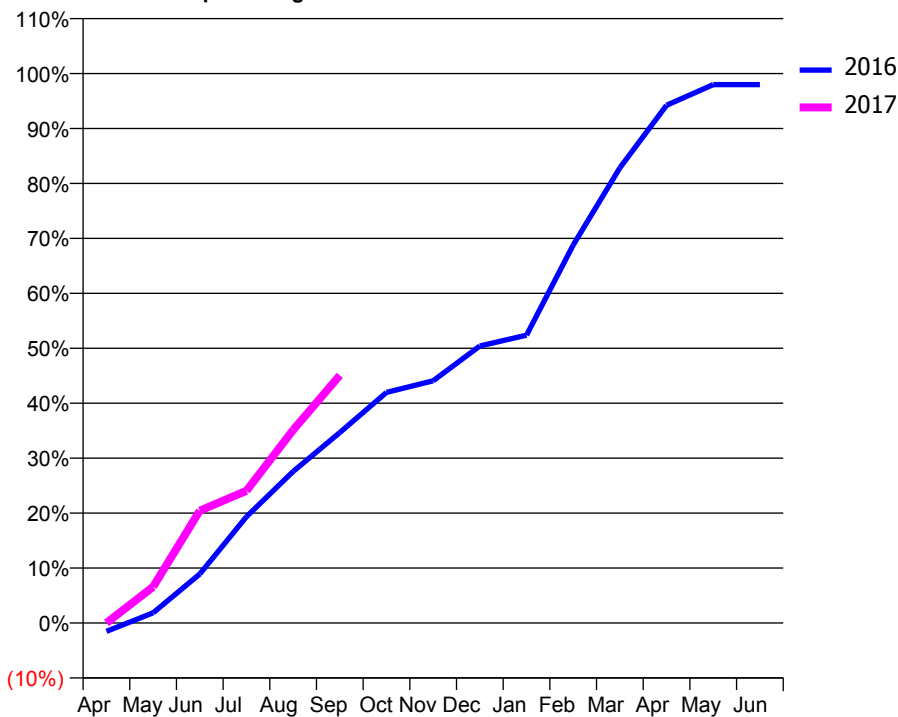
ACCESS*

Patients seen in 24 months	Total	Change since previous quarter
Quarter ending September 2015	2,005	
Quarter ending December 2015	2,105	↑
Quarter ending March 2016	2,250	↑
Quarter ending June 2016	2,171	↓
Quarter ending September 2016	2,162	→
Variance since September 2015	7.8%	↑



ACTIVITY

Cumulative percentage of contracted UDA delivered 2016 & 2017



Month	Adjusted Scheduled Activity (UDA)	
	2016	2017
April	-100	0
May	120	429
June	580	1,329
July	1,260	1,564
August	1,794	2,286
September	2,254	2,933
October	2,730	
November	2,868	
December	3,279	
January	3,407	
February	4,474	
March	5,388	
April	6,128	
May	6,374	
June	6,374	

QUALITY

	Quantity	Base Number	Contract	AT	Region	England
% of FP17s for the same patient ID Re-attending within 3 months - Children	6	139	4.3%	11.4%	12.0%	12.4%
% of FP17s for the same patient ID Re-attending within 3 months - Adults	263	1,365	19.3%	14.8%	15.9%	16.7%
% of FP17s for the same patient ID Re-attending between 3 & 9 months - Children	27	139	19.4%	55.6%	58.6%	57.4%
% of FP17s for the same patient ID Re-attending between 3 & 9 months - Adults	555	1,365	40.7%	48.1%	51.6%	50.5%
% of FP17s for Band 1 Urgent Courses	90	1,194	7.5%	8.3%	8.0%	9.1%
% of FP17s Relating to Free Repair or Replacements	0	1,194	0.0%	0.7%	0.8%	0.8%
% of FP17s Relating to Continuations	31	1,194	2.6%	1.0%	1.3%	1.3%
% of Patients satisfied with the dentistry they have received	2	2	N/A	94.0%	93.1%	93.2%
% of Patients satisfied with the time they had to wait for an appointment	2	2	N/A	87.5%	89.1%	89.0%

* This is based on patients treated on this contract for their most recent course of treatment. Figures in italics indicate the base number of FP17s or Patient Questionnaire responses are less than 100. N/A is shown where the base number of responses is less than 10 during the period. % is calculated as Quantity/Base number*100

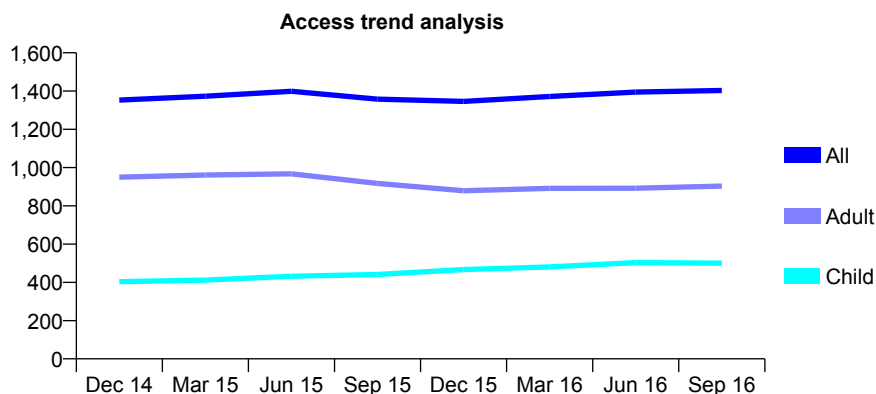
Q58 - Vital Signs At a Glance Contract Report for 344508/0001 - September 2016

Name or company name	MR SM AARON
Contract type name	GDS Contract
Purpose of contract	General
Contract start date	31/07/2006
Contract end date	

16/17 Contracted general activity (UDA)	3,901
Carry forward general activity (UDA)	0
16/17 Contracted orthodontic activity (UOA)	0
Carry forward orthodontic activity (UOA)	0
Baseline contract value	£101,819.36

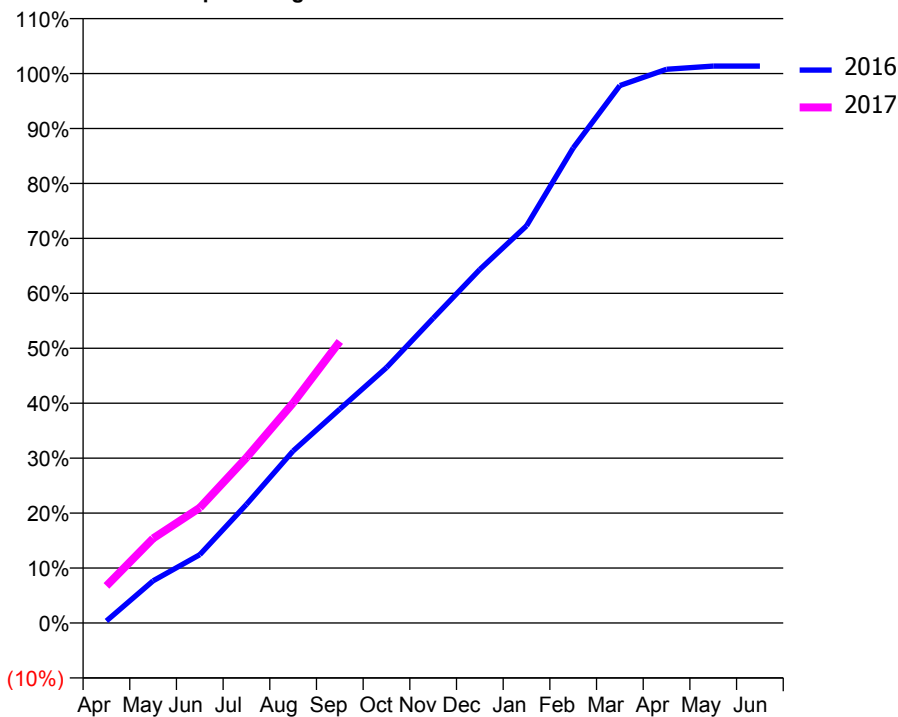
ACCESS*

Patients seen in 24 months	Total	Change since previous quarter
Quarter ending September 2015	1,358	
Quarter ending December 2015	1,346	→
Quarter ending March 2016	1,372	→
Quarter ending June 2016	1,395	→
Quarter ending September 2016	1,403	→
Variance since September 2015	3.3%	↑



ACTIVITY

Cumulative percentage of contracted UDA delivered 2016 & 2017



Adjusted Scheduled Activity (UDA)

Month	2016	2017
April	15	263
May	300	601
June	485	818
July	842	1,174
August	1,222	1,562
September	1,519	1,999
October	1,813	
November	2,163	
December	2,510	
January	2,819	
February	3,373	
March	3,815	
April	3,931	
May	3,953	
June	3,953	

QUALITY

	Quantity	Base Number	Contract	AT	Region	England
% of FP17s for the same patient ID Re-attending within 3 months - Children	33	428	7.7%	11.4%	12.0%	12.4%
% of FP17s for the same patient ID Re-attending within 3 months - Adults	68	592	11.5%	14.8%	15.9%	16.7%
% of FP17s for the same patient ID Re-attending between 3 & 9 months - Children	282	428	65.9%	55.6%	58.6%	57.4%
% of FP17s for the same patient ID Re-attending between 3 & 9 months - Adults	331	592	55.9%	48.1%	51.6%	50.5%
% of FP17s for Band 1 Urgent Courses	79	948	8.3%	8.3%	8.0%	9.1%
% of FP17s Relating to Free Repair or Replacements	3	948	0.3%	0.7%	0.8%	0.8%
% of FP17s Relating to Continuations	2	948	0.2%	1.0%	1.3%	1.3%
% of Patients satisfied with the dentistry they have received	3	3	N/A	94.0%	93.1%	93.2%
% of Patients satisfied with the time they had to wait for an appointment	3	3	N/A	87.5%	89.1%	89.0%

* This is based on patients treated on this contract for their most recent course of treatment. Figures in italics indicate the base number of FP17s or Patient Questionnaire responses are less than 100. N/A is shown where the base number of responses is less than 10 during the period. % is calculated as Quantity/Base number*100

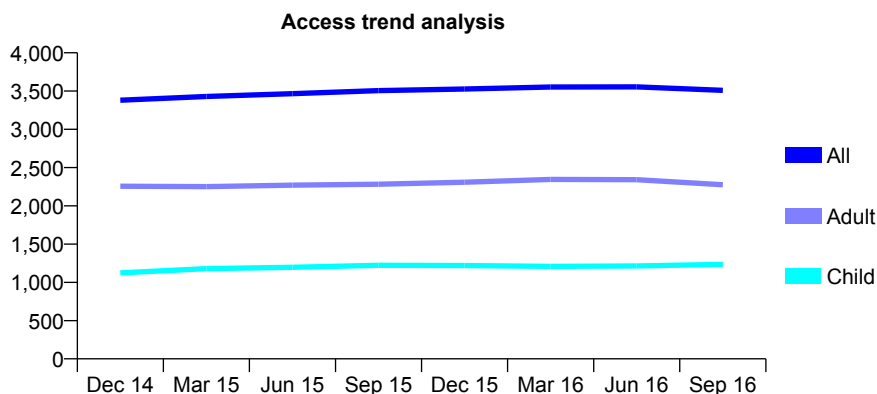
Q58 - Vital Signs At a Glance Contract Report for 345253/0001 - September 2016

Name or company name	MR O OLUSANYA
Contract type name	GDS Contract
Purpose of contract	General
Contract start date	01/04/2006
Contract end date	

16/17 Contracted general activity (UDA)	9,083
Carry forward general activity (UDA)	0
16/17 Contracted orthodontic activity (UOA)	0
Carry forward orthodontic activity (UOA)	0
Baseline contract value	£266,668.70

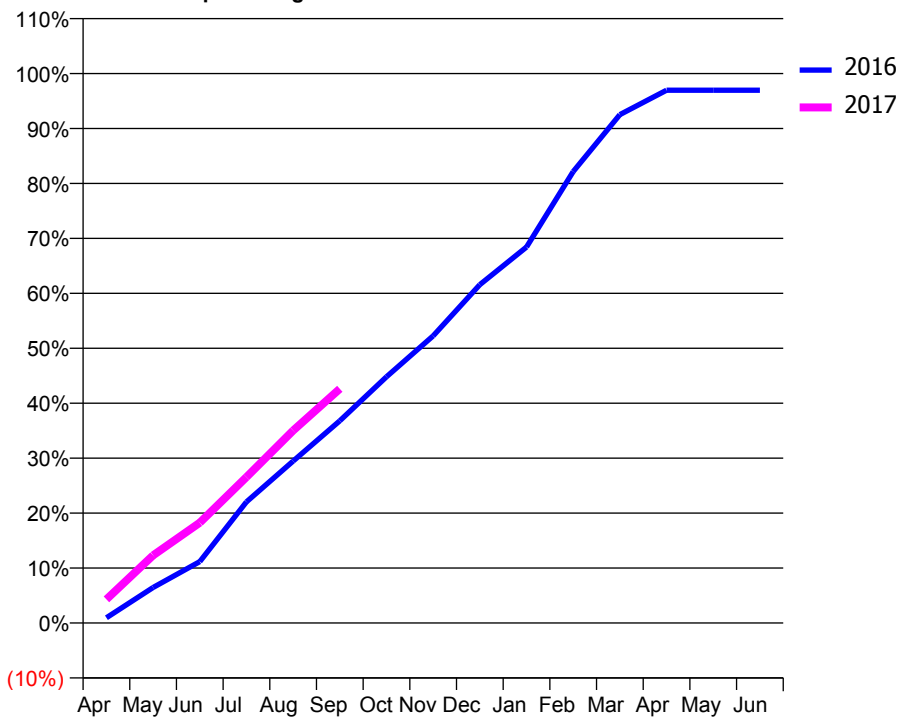
ACCESS*

Patients seen in 24 months	Total	Change since previous quarter
Quarter ending September 2015	3,506	
Quarter ending December 2015	3,527	→
Quarter ending March 2016	3,553	→
Quarter ending June 2016	3,555	→
Quarter ending September 2016	3,509	↓
Variance since September 2015	0.1%	→



ACTIVITY

Cumulative percentage of contracted UDA delivered 2016 & 2017



Month	Adjusted Scheduled Activity (UDA)	
	2016	2017
April	87	390
May	587	1,118
June	1,015	1,659
July	2,003	2,413
August	2,677	3,182
September	3,344	3,872
October	4,070	
November	4,747	
December	5,594	
January	6,214	
February	7,462	
March	8,404	
April	8,806	
May	8,806	
June	8,806	

QUALITY

	Quantity	Base Number	Contract	AT	Region	England
% of FP17s for the same patient ID Re-attending within 3 months - Children	50	802	6.2%	11.4%	12.0%	12.4%
% of FP17s for the same patient ID Re-attending within 3 months - Adults	173	1,135	15.2%	14.8%	15.9%	16.7%
% of FP17s for the same patient ID Re-attending between 3 & 9 months - Children	390	802	48.6%	55.6%	58.6%	57.4%
% of FP17s for the same patient ID Re-attending between 3 & 9 months - Adults	359	1,135	31.6%	48.1%	51.6%	50.5%
% of FP17s for Band 1 Urgent Courses	178	1,769	10.1%	8.3%	8.0%	9.1%
% of FP17s Relating to Free Repair or Replacements	23	1,769	1.3%	0.7%	0.8%	0.8%
% of FP17s Relating to Continuations	31	1,769	1.8%	1.0%	1.3%	1.3%
% of Patients satisfied with the dentistry they have received	1	1	N/A	94.0%	93.1%	93.2%
% of Patients satisfied with the time they had to wait for an appointment	1	1	N/A	87.5%	89.1%	89.0%

* This is based on patients treated on this contract for their most recent course of treatment. Figures in italics indicate the base number of FP17s or Patient Questionnaire responses are less than 100. N/A is shown where the base number of responses is less than 10 during the period. % is calculated as Quantity/Base number*100

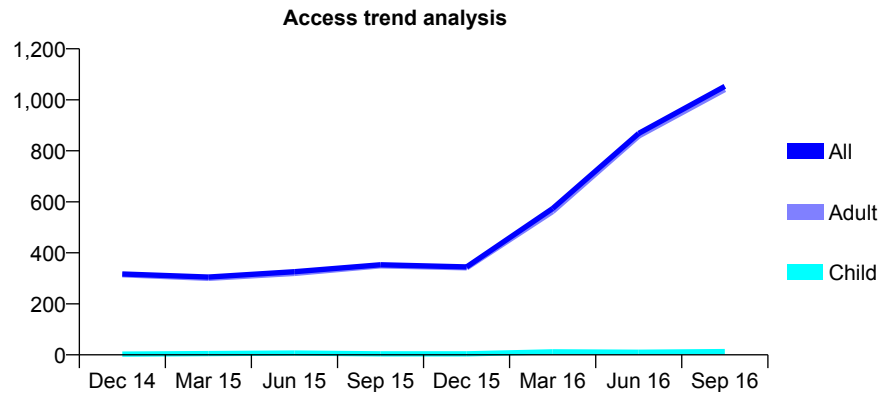
Q58 - Vital Signs At a Glance Contract Report for 345253/0002 - September 2016

Name or company name	MR O OLUSANYA
Contract type name	PDS Contract
Purpose of contract	General
Contract start date	01/04/2010
Contract end date	31/03/2020

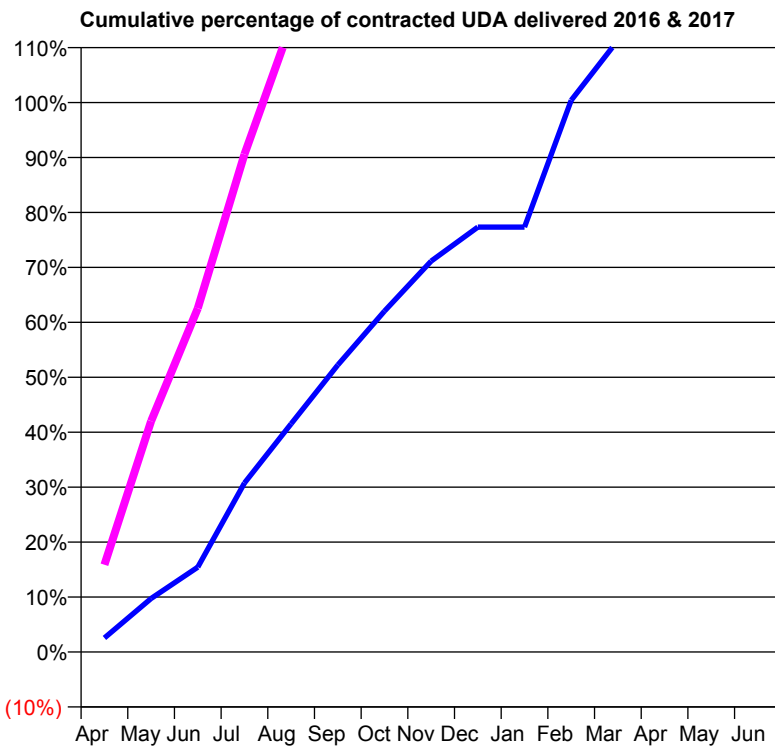
16/17 Contracted general activity (UDA)	1,423
Carry forward general activity (UDA)	0
16/17 Contracted orthodontic activity (UOA)	0
Carry forward orthodontic activity (UOA)	0
Baseline contract value	£151,934.10

ACCESS*

Patients seen in 24 months	Total	Change since previous quarter
Quarter ending September 2015	353	
Quarter ending December 2015	345	↓
Quarter ending March 2016	574	↑
Quarter ending June 2016	868	↑
Quarter ending September 2016	1,053	↑
Variance since September 2015	198.3%	↑



ACTIVITY



Month	Adjusted Scheduled Activity (UDA)	
	2016	2017
April	94	226
May	359	598
June	569	890
July	1,133	1,289
August	1,530	1,626
September	1,924	2,059
October	2,285	
November	2,620	
December	2,848	
January	2,848	
February	3,698	
March	4,100	
April	4,265	
May	4,265	
June	4,265	

QUALITY

	Quantity	Base Number	Contract	AT	Region	England
% of FP17s for the same patient ID Re-attending within 3 months - Children	0	7	0.0%	11.4%	12.0%	12.4%
% of FP17s for the same patient ID Re-attending within 3 months - Adults	1	759	0.1%	14.8%	15.9%	16.7%
% of FP17s for the same patient ID Re-attending between 3 & 9 months - Children	0	7	0.0%	55.6%	58.6%	57.4%
% of FP17s for the same patient ID Re-attending between 3 & 9 months - Adults	4	759	0.5%	48.1%	51.6%	50.5%
% of FP17s for Band 1 Urgent Courses	0	709	0.0%	8.3%	8.0%	9.1%
% of FP17s Relating to Free Repair or Replacements	0	709	0.0%	0.7%	0.8%	0.8%
% of FP17s Relating to Continuations	0	709	0.0%	1.0%	1.3%	1.3%
% of Patients satisfied with the dentistry they have received	0	0	N/A	94.0%	93.1%	93.2%
% of Patients satisfied with the time they had to wait for an appointment	0	0	N/A	87.5%	89.1%	89.0%

* This is based on patients treated on this contract for their most recent course of treatment. Figures in italics indicate the base number of FP17s or Patient Questionnaire responses are less than 100. N/A is shown where the base number of responses is less than 10 during the period. % is calculated as Quantity/Base number*100

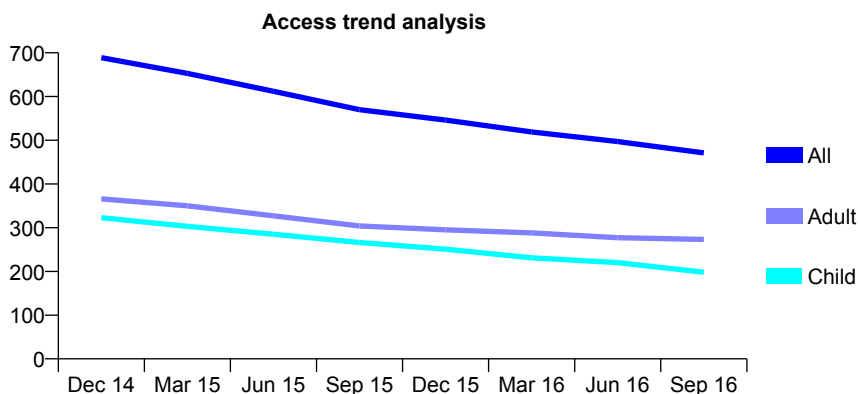
Q58 - Vital Signs At a Glance Contract Report for 352675/0001 - September 2016

Name or company name	MR AJ AMERY
Contract type name	GDS Contract
Purpose of contract	General
Contract start date	01/04/2006
Contract end date	

16/17 Contracted general activity (UDA)	1,400
Carry forward general activity (UDA)	0
16/17 Contracted orthodontic activity (UOA)	0
Carry forward orthodontic activity (UOA)	0
Baseline contract value	£33,952.22

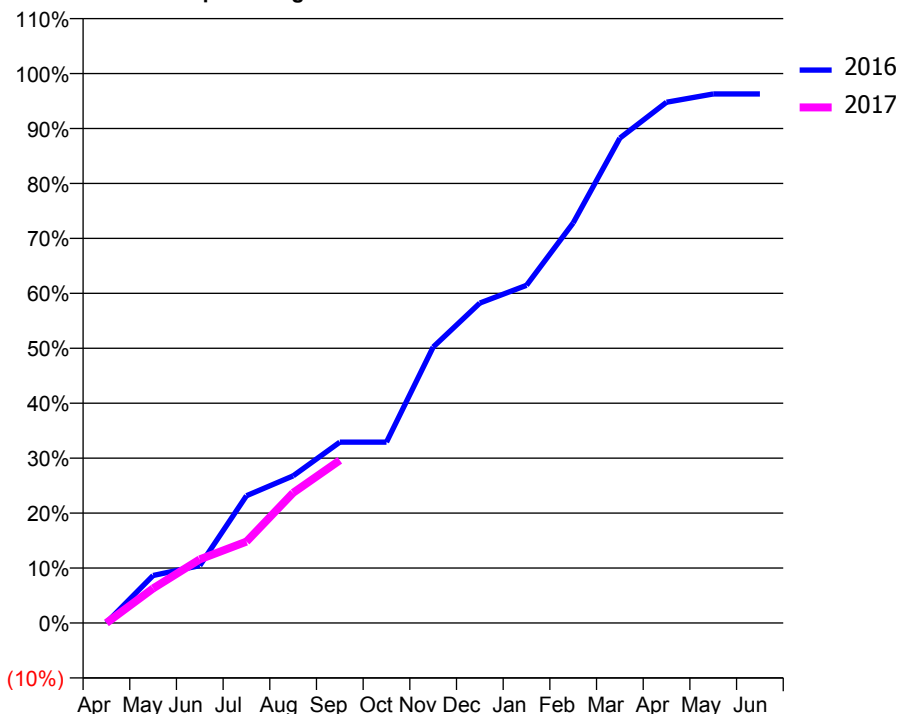
ACCESS*

Patients seen in 24 months	Total	Change since previous quarter
Quarter ending September 2015	570	
Quarter ending December 2015	546	↓
Quarter ending March 2016	519	↓
Quarter ending June 2016	497	↓
Quarter ending September 2016	471	↓
Variance since September 2015	(17.4%)	↓



ACTIVITY

Cumulative percentage of contracted UDA delivered 2016 & 2017



Adjusted Scheduled Activity (UDA)

Month	2016	2017
April	1	0
May	121	88
June	146	162
July	324	207
August	375	332
September	461	415
October	461	
November	703	
December	815	
January	860	
February	1,019	
March	1,236	
April	1,327	
May	1,348	
June	1,348	

QUALITY

	Quantity	Base Number	Contract	AT	Region	England
% of FP17s for the same patient ID Re-attending within 3 months - Children	4	102	3.9%	11.4%	12.0%	12.4%
% of FP17s for the same patient ID Re-attending within 3 months - Adults	22	139	15.8%	14.8%	15.9%	16.7%
% of FP17s for the same patient ID Re-attending between 3 & 9 months - Children	24	102	23.5%	55.6%	58.6%	57.4%
% of FP17s for the same patient ID Re-attending between 3 & 9 months - Adults	21	139	15.1%	48.1%	51.6%	50.5%
% of FP17s for Band 1 Urgent Courses	14	215	6.5%	8.3%	8.0%	9.1%
% of FP17s Relating to Free Repair or Replacements	0	215	0.0%	0.7%	0.8%	0.8%
% of FP17s Relating to Continuations	0	215	0.0%	1.0%	1.3%	1.3%
% of Patients satisfied with the dentistry they have received	0	0	N/A	94.0%	93.1%	93.2%
% of Patients satisfied with the time they had to wait for an appointment	0	0	N/A	87.5%	89.1%	89.0%

* This is based on patients treated on this contract for their most recent course of treatment. Figures in italics indicate the base number of FP17s or Patient Questionnaire responses are less than 100. N/A is shown where the base number of responses is less than 10 during the period. % is calculated as Quantity/Base number*100

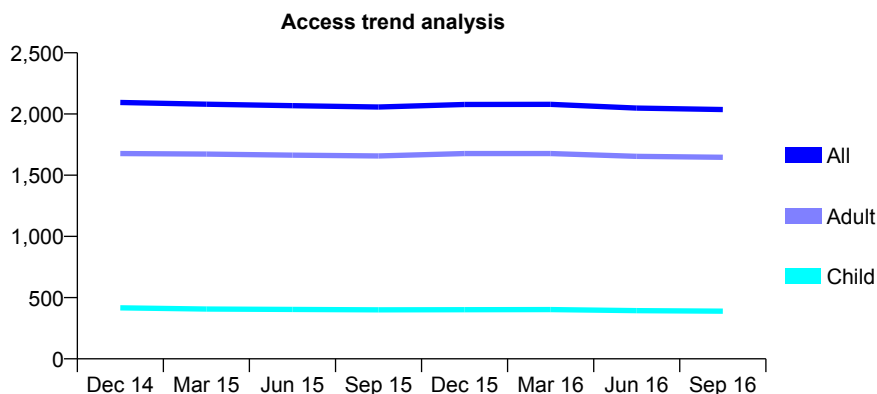
Q58 - Vital Signs At a Glance Contract Report for 357758/0001 - September 2016

Name or company name	MR OO OSISANYA
Contract type name	GDS Contract
Purpose of contract	General
Contract start date	08/01/2012
Contract end date	

16/17 Contracted general activity (UDA)	5,317
Carry forward general activity (UDA)	0
16/17 Contracted orthodontic activity (UOA)	0
Carry forward orthodontic activity (UOA)	0
Baseline contract value	£164,023.49

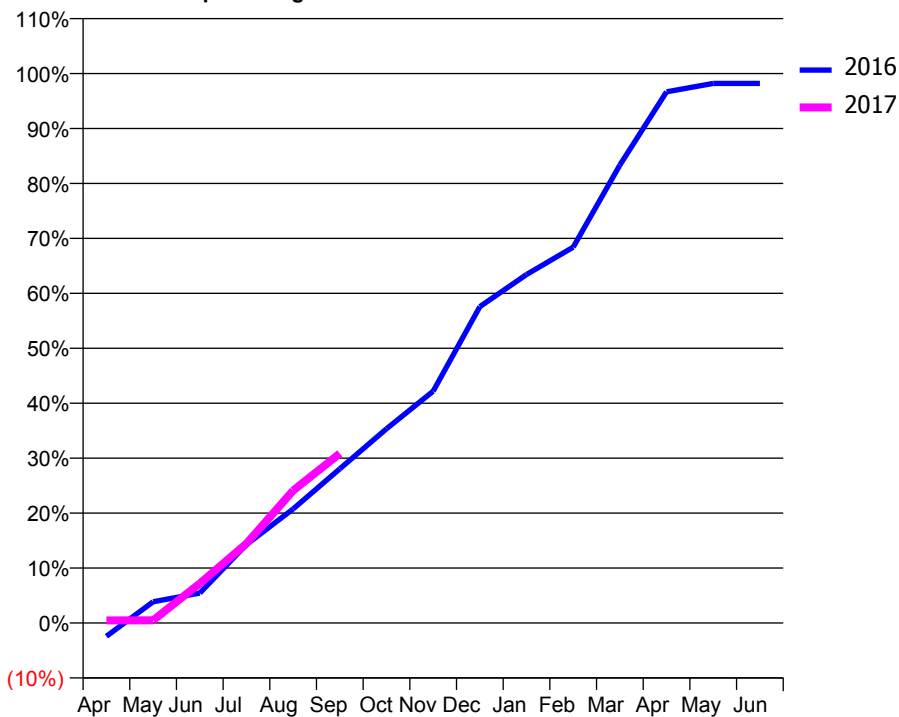
ACCESS*

Patients seen in 24 months	Total	Change since previous quarter
Quarter ending September 2015	2,057	
Quarter ending December 2015	2,078	→
Quarter ending March 2016	2,079	→
Quarter ending June 2016	2,048	↓
Quarter ending September 2016	2,036	→
Variance since September 2015	(1.0%)	↓



ACTIVITY

Cumulative percentage of contracted UDA delivered 2016 & 2017



Month	Adjusted Scheduled Activity (UDA)	
	2016	2017
April	-129	25
May	205	26
June	290	383
July	759	768
August	1,104	1,282
September	1,493	1,641
October	1,880	
November	2,243	
December	3,061	
January	3,373	
February	3,636	
March	4,431	
April	5,140	
May	5,221	
June	5,221	

QUALITY

	Quantity	Base Number	Contract	AT	Region	England
% of FP17s for the same patient ID Re-attending within 3 months - Children	26	218	11.9%	11.4%	12.0%	12.4%
% of FP17s for the same patient ID Re-attending within 3 months - Adults	131	930	14.1%	14.8%	15.9%	16.7%
% of FP17s for the same patient ID Re-attending between 3 & 9 months - Children	62	218	28.4%	55.6%	58.6%	57.4%
% of FP17s for the same patient ID Re-attending between 3 & 9 months - Adults	351	930	37.7%	48.1%	51.6%	50.5%
% of FP17s for Band 1 Urgent Courses	87	865	10.1%	8.3%	8.0%	9.1%
% of FP17s Relating to Free Repair or Replacements	2	865	0.2%	0.7%	0.8%	0.8%
% of FP17s Relating to Continuations	11	865	1.3%	1.0%	1.3%	1.3%
% of Patients satisfied with the dentistry they have received	2	2	N/A	94.0%	93.1%	93.2%
% of Patients satisfied with the time they had to wait for an appointment	1	2	N/A	87.5%	89.1%	89.0%

* This is based on patients treated on this contract for their most recent course of treatment. Figures in italics indicate the base number of FP17s or Patient Questionnaire responses are less than 100. N/A is shown where the base number of responses is less than 10 during the period. % is calculated as Quantity/Base number*100

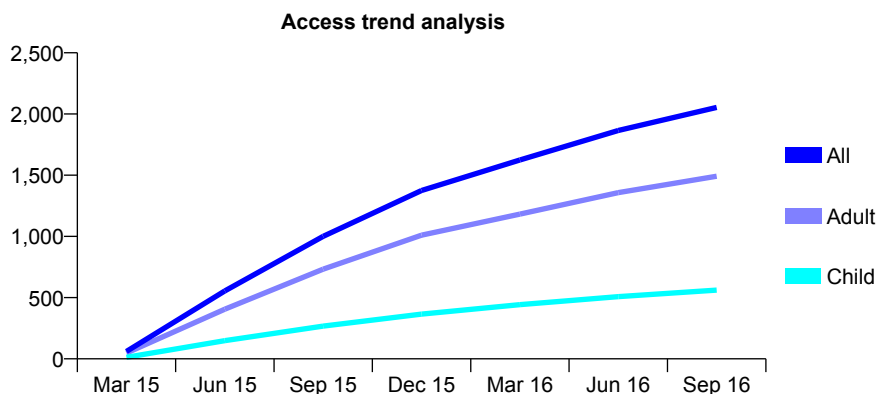
Q58 - Vital Signs At a Glance Contract Report for 357820/0001 - September 2016

Name or company name	MR S PATEL
Contract type name	GDS Contract
Purpose of contract	General
Contract start date	01/03/2015
Contract end date	

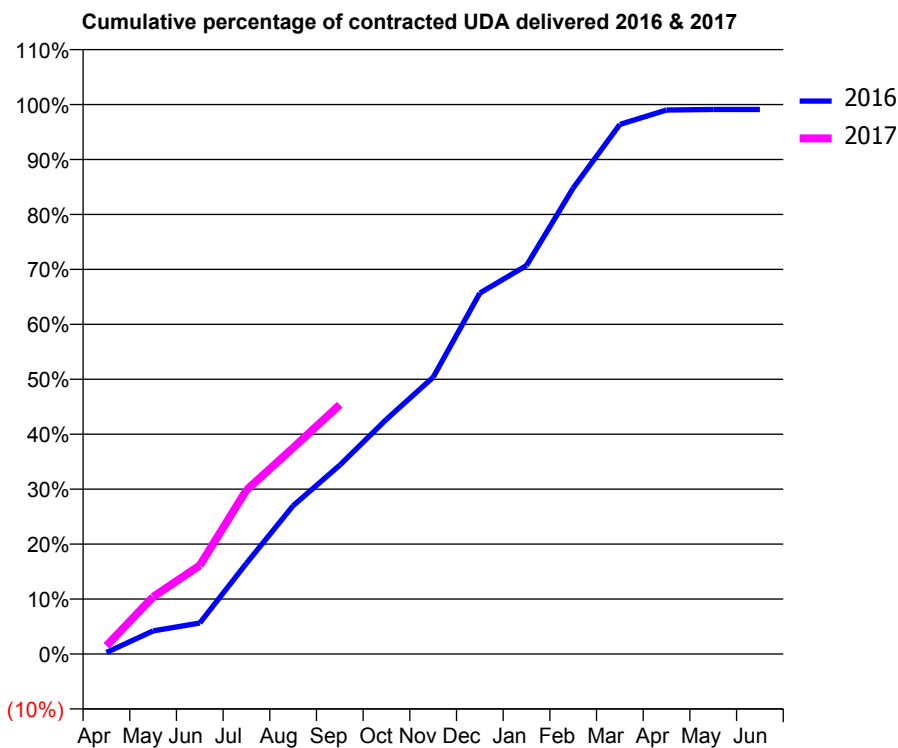
16/17 Contracted general activity (UDA)	7,000
Carry forward general activity (UDA)	0
16/17 Contracted orthodontic activity (UOA)	0
Carry forward orthodontic activity (UOA)	0
Baseline contract value	£195,048.77

ACCESS*

Patients seen in 24 months	Total	Change since previous quarter
Quarter ending September 2015	1,000	
Quarter ending December 2015	1,375	↑
Quarter ending March 2016	1,625	↑
Quarter ending June 2016	1,866	↑
Quarter ending September 2016	2,054	↑
Variance since September 2015	105.4%	↑



ACTIVITY



Month	Adjusted Scheduled Activity (UDA)	
	2016	2017
April	18	105
May	280	727
June	376	1,130
July	1,098	2,088
August	1,795	2,627
September	2,286	3,176
October	2,841	
November	3,350	
December	4,368	
January	4,702	
February	5,639	
March	6,409	
April	6,583	
May	6,589	
June	6,589	

QUALITY

	Quantity	Base Number	Contract	AT	Region	England
% of FP17s for the same patient ID Re-attending within 3 months - Children	42	378	11.1%	11.4%	12.0%	12.4%
% of FP17s for the same patient ID Re-attending within 3 months - Adults	169	977	17.3%	14.8%	15.9%	16.7%
% of FP17s for the same patient ID Re-attending between 3 & 9 months - Children	121	378	32.0%	55.6%	58.6%	57.4%
% of FP17s for the same patient ID Re-attending between 3 & 9 months - Adults	367	977	37.6%	48.1%	51.6%	50.5%
% of FP17s for Band 1 Urgent Courses	145	1,261	11.5%	8.3%	8.0%	9.1%
% of FP17s Relating to Free Repair or Replacements	4	1,261	0.3%	0.7%	0.8%	0.8%
% of FP17s Relating to Continuations	32	1,261	2.5%	1.0%	1.3%	1.3%
% of Patients satisfied with the dentistry they have received	1	2	N/A	94.0%	93.1%	93.2%
% of Patients satisfied with the time they had to wait for an appointment	1	2	N/A	87.5%	89.1%	89.0%

* This is based on patients treated on this contract for their most recent course of treatment. Figures in italics indicate the base number of FP17s or Patient Questionnaire responses are less than 100. N/A is shown where the base number of responses is less than 10 during the period. % is calculated as Quantity/Base number*100

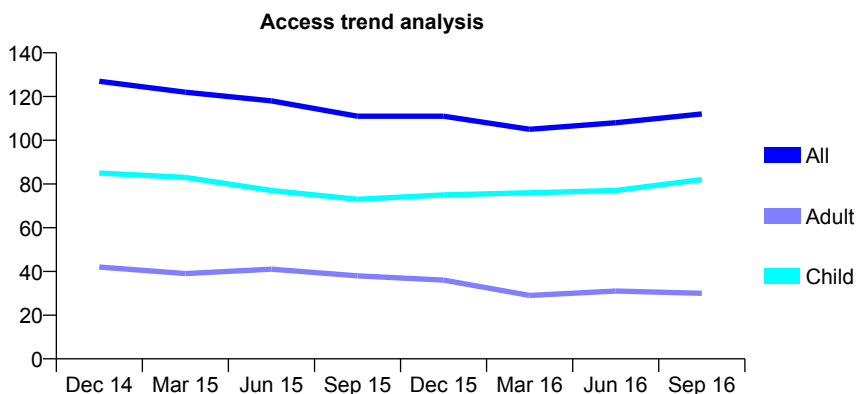
Q58 - Vital Signs At a Glance Contract Report for 360597/0001 - September 2016

Name or company name	MRS N VASFI
Contract type name	GDS Contract
Purpose of contract	General
Contract start date	01/03/2009
Contract end date	

16/17 Contracted general activity (UDA)	500
Carry forward general activity (UDA)	0
16/17 Contracted orthodontic activity (UOA)	0
Carry forward orthodontic activity (UOA)	0
Baseline contract value	£11,598.99

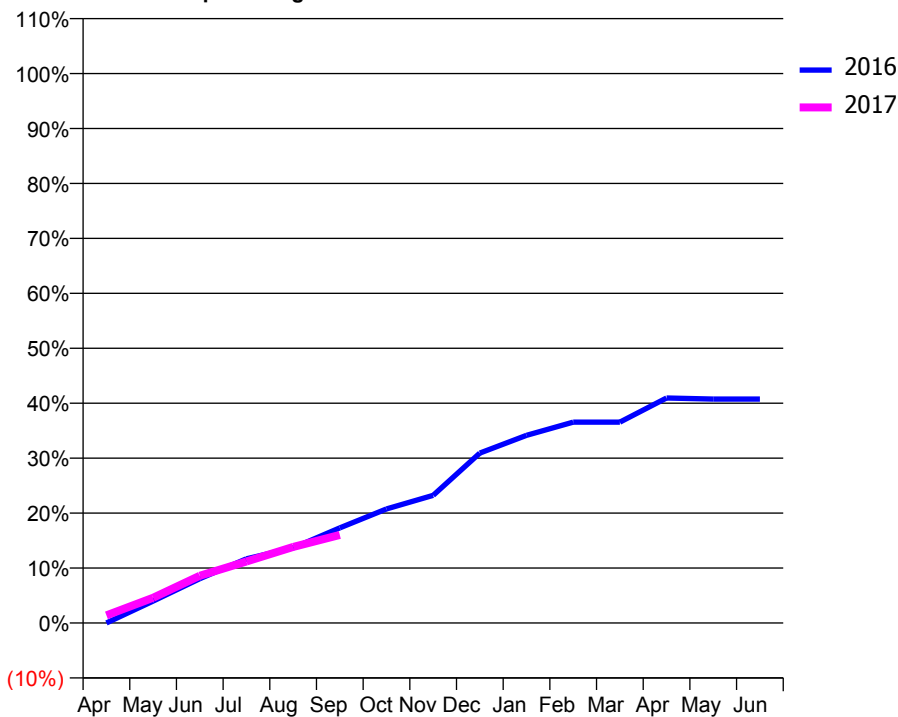
ACCESS*

Patients seen in 24 months	Total	Change since previous quarter
Quarter ending September 2015	111	
Quarter ending December 2015	111	→
Quarter ending March 2016	105	↓
Quarter ending June 2016	108	↑
Quarter ending September 2016	112	↑
Variance since September 2015	0.9%	→



ACTIVITY

Cumulative percentage of contracted UDA delivered 2016 & 2017



Adjusted Scheduled Activity (UDA)

Month	2016	2017
April	0	7
May	20	23
June	40	43
July	58	56
August	68	69
September	87	80
October	104	
November	116	
December	155	
January	171	
February	183	
March	183	
April	205	
May	204	
June	204	

QUALITY

	Quantity	Base Number	Contract	AT	Region	England
% of FP17s for the same patient ID Re-attending within 3 months - Children	2	59	3.4%	11.4%	12.0%	12.4%
% of FP17s for the same patient ID Re-attending within 3 months - Adults	2	12	16.7%	14.8%	15.9%	16.7%
% of FP17s for the same patient ID Re-attending between 3 & 9 months - Children	25	59	42.4%	55.6%	58.6%	57.4%
% of FP17s for the same patient ID Re-attending between 3 & 9 months - Adults	6	12	50.0%	48.1%	51.6%	50.5%
% of FP17s for Band 1 Urgent Courses	1	56	1.8%	8.3%	8.0%	9.1%
% of FP17s Relating to Free Repair or Replacements	0	56	0.0%	0.7%	0.8%	0.8%
% of FP17s Relating to Continuations	0	56	0.0%	1.0%	1.3%	1.3%
% of Patients satisfied with the dentistry they have received	0	0	N/A	94.0%	93.1%	93.2%
% of Patients satisfied with the time they had to wait for an appointment	0	0	N/A	87.5%	89.1%	89.0%

* This is based on patients treated on this contract for their most recent course of treatment. Figures in italics indicate the base number of FP17s or Patient Questionnaire responses are less than 100. N/A is shown where the base number of responses is less than 10 during the period. % is calculated as Quantity/Base number*100

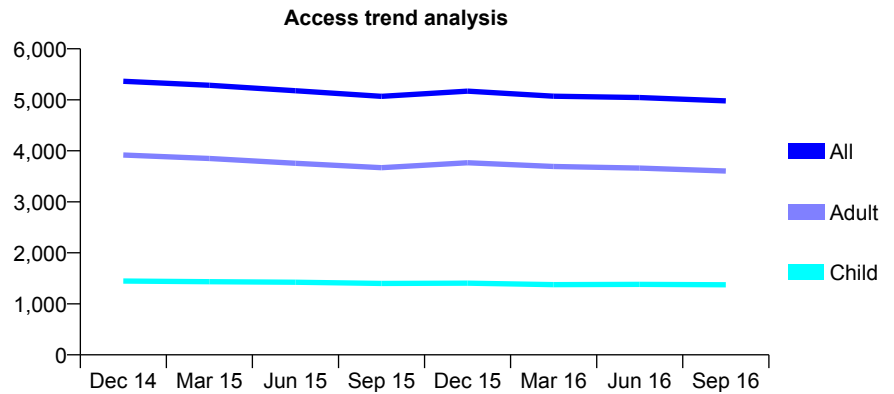
Q58 - Vital Signs At a Glance Contract Report for 360961/0001 - September 2016

Name or company name	MR V SHAH
Contract type name	GDS Contract
Purpose of contract	General
Contract start date	01/01/2010
Contract end date	

16/17 Contracted general activity (UDA)	12,725
Carry forward general activity (UDA)	0
16/17 Contracted orthodontic activity (UOA)	0
Carry forward orthodontic activity (UOA)	0
Baseline contract value	£457,505.50

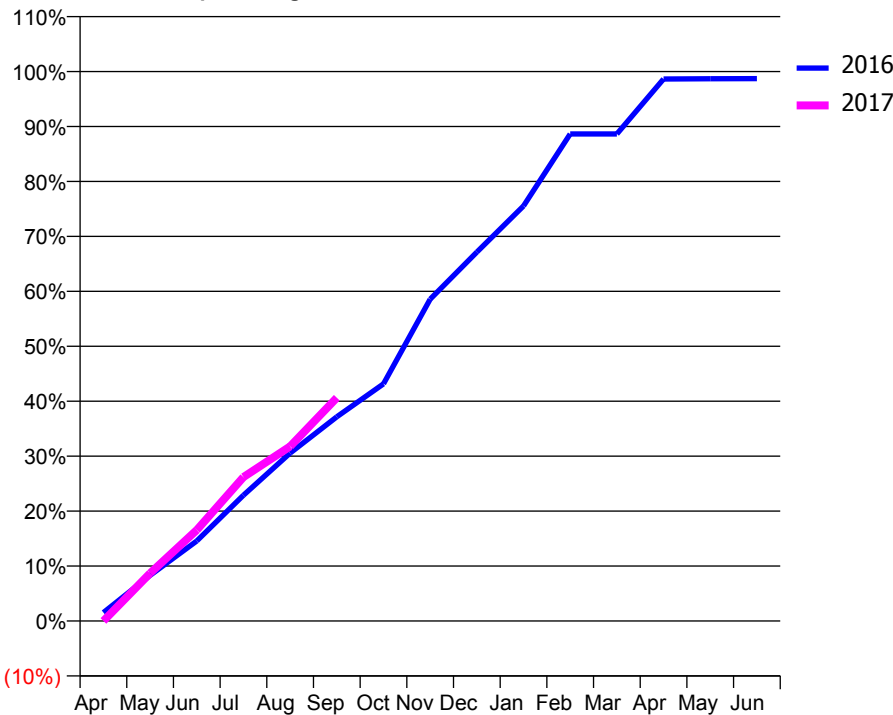
ACCESS*

Patients seen in 24 months	Total	Change since previous quarter
Quarter ending September 2015	5,069	
Quarter ending December 2015	5,171	↑
Quarter ending March 2016	5,070	↓
Quarter ending June 2016	5,045	→
Quarter ending September 2016	4,979	↓
Variance since September 2015	(1.8%)	↓



ACTIVITY

Cumulative percentage of contracted UDA delivered 2016 & 2017



Month	Adjusted Scheduled Activity (UDA)	
	2016	2017
April	195	0
May	1,059	1,106
June	1,856	2,106
July	2,915	3,334
August	3,889	4,042
September	4,730	5,169
October	5,493	
November	7,452	
December	8,543	
January	9,612	
February	11,278	
March	11,278	
April	12,552	
May	12,558	
June	12,559	

QUALITY

	Quantity	Base Number	Contract	AT	Region	England
% of FP17s for the same patient ID Re-attending within 3 months - Children	71	1,165	6.1%	11.4%	12.0%	12.4%
% of FP17s for the same patient ID Re-attending within 3 months - Adults	264	2,233	11.8%	14.8%	15.9%	16.7%
% of FP17s for the same patient ID Re-attending between 3 & 9 months - Children	709	1,165	60.9%	55.6%	58.6%	57.4%
% of FP17s for the same patient ID Re-attending between 3 & 9 months - Adults	1,235	2,233	55.3%	48.1%	51.6%	50.5%
% of FP17s for Band 1 Urgent Courses	147	2,691	5.5%	8.3%	8.0%	9.1%
% of FP17s Relating to Free Repair or Replacements	28	2,691	1.0%	0.7%	0.8%	0.8%
% of FP17s Relating to Continuations	58	2,691	2.2%	1.0%	1.3%	1.3%
% of Patients satisfied with the dentistry they have received	3	3	N/A	94.0%	93.1%	93.2%
% of Patients satisfied with the time they had to wait for an appointment	3	3	N/A	87.5%	89.1%	89.0%

* This is based on patients treated on this contract for their most recent course of treatment. Figures in italics indicate the base number of FP17s or Patient Questionnaire responses are less than 100. N/A is shown where the base number of responses is less than 10 during the period. % is calculated as Quantity/Base number*100

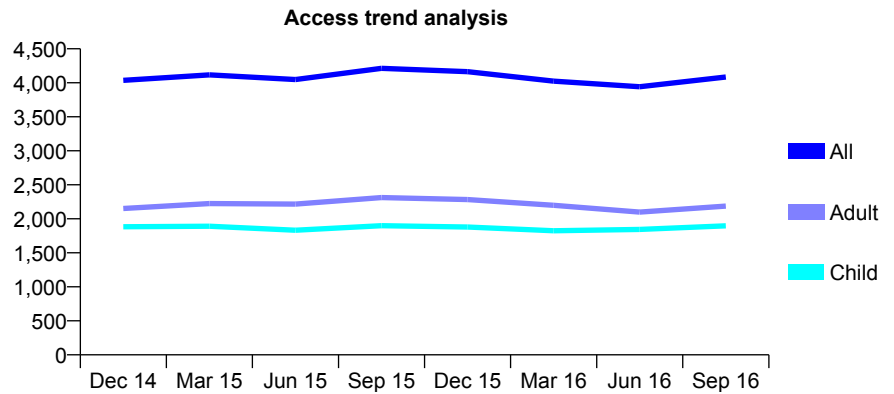
Q58 - Vital Signs At a Glance Contract Report for 363456/0001 - September 2016

Name or company name	MR RS BALLARD
Contract type name	GDS Contract
Purpose of contract	General
Contract start date	01/04/2006
Contract end date	

16/17 Contracted general activity (UDA)	8,899
Carry forward general activity (UDA)	0
16/17 Contracted orthodontic activity (UOA)	0
Carry forward orthodontic activity (UOA)	0
Baseline contract value	£201,523.96

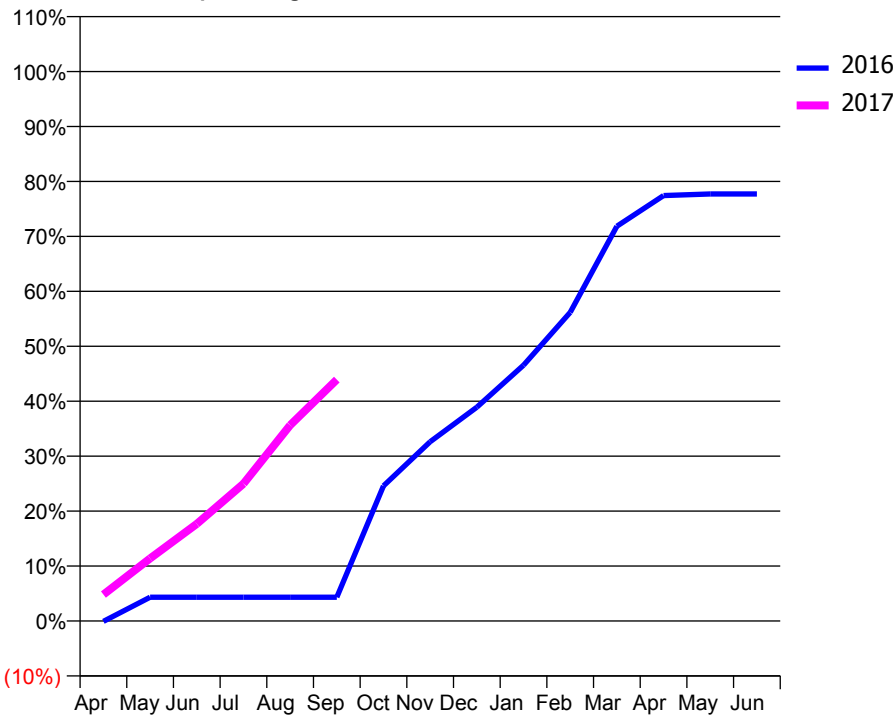
ACCESS*

Patients seen in 24 months	Total	Change since previous quarter
Quarter ending September 2015	4,212	
Quarter ending December 2015	4,163	↓
Quarter ending March 2016	4,024	↓
Quarter ending June 2016	3,943	↓
Quarter ending September 2016	4,086	↑
Variance since September 2015	(3.0%)	↓



ACTIVITY

Cumulative percentage of contracted UDA delivered 2016 & 2017



Month	Adjusted Scheduled Activity (UDA)	
	2016	2017
April	-9	429
May	385	1,013
June	385	1,573
July	385	2,223
August	385	3,171
September	385	3,911
October	2,188	
November	2,904	
December	3,463	
January	4,142	
February	4,997	
March	6,393	
April	6,891	
May	6,915	
June	6,916	

QUALITY

	Quantity	Base Number	Contract	AT	Region	England
% of FP17s for the same patient ID Re-attending within 3 months - Children	123	1,556	7.9%	11.4%	12.0%	12.4%
% of FP17s for the same patient ID Re-attending within 3 months - Adults	120	984	12.2%	14.8%	15.9%	16.7%
% of FP17s for the same patient ID Re-attending between 3 & 9 months - Children	823	1,556	52.9%	55.6%	58.6%	57.4%
% of FP17s for the same patient ID Re-attending between 3 & 9 months - Adults	296	984	30.1%	48.1%	51.6%	50.5%
% of FP17s for Band 1 Urgent Courses	149	2,249	6.6%	8.3%	8.0%	9.1%
% of FP17s Relating to Free Repair or Replacements	1	2,249	0.0%	0.7%	0.8%	0.8%
% of FP17s Relating to Continuations	6	2,249	0.3%	1.0%	1.3%	1.3%
% of Patients satisfied with the dentistry they have received	5	5	N/A	94.0%	93.1%	93.2%
% of Patients satisfied with the time they had to wait for an appointment	5	5	N/A	87.5%	89.1%	89.0%

* This is based on patients treated on this contract for their most recent course of treatment. Figures in italics indicate the base number of FP17s or Patient Questionnaire responses are less than 100. N/A is shown where the base number of responses is less than 10 during the period. % is calculated as Quantity/Base number*100

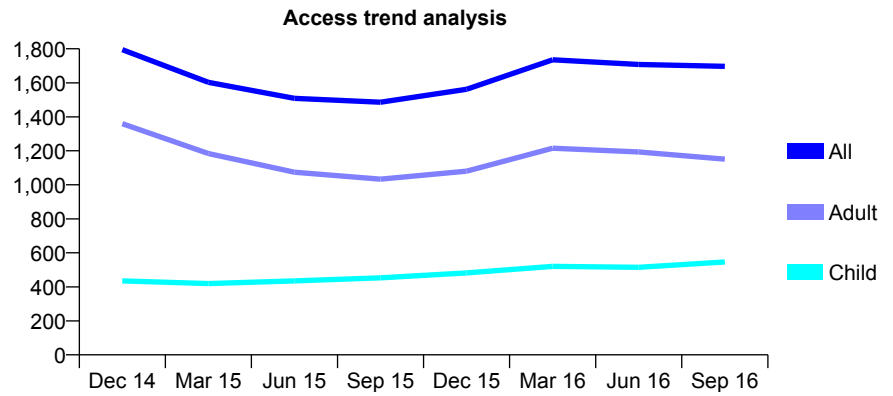
Q58 - Vital Signs At a Glance Contract Report for 366080/0001 - September 2016

Name or company name	MR R KENANI
Contract type name	GDS Contract
Purpose of contract	General
Contract start date	05/12/2009
Contract end date	

16/17 Contracted general activity (UDA)	5,473
Carry forward general activity (UDA)	0
16/17 Contracted orthodontic activity (UOA)	0
Carry forward orthodontic activity (UOA)	0
Baseline contract value	£180,550.21

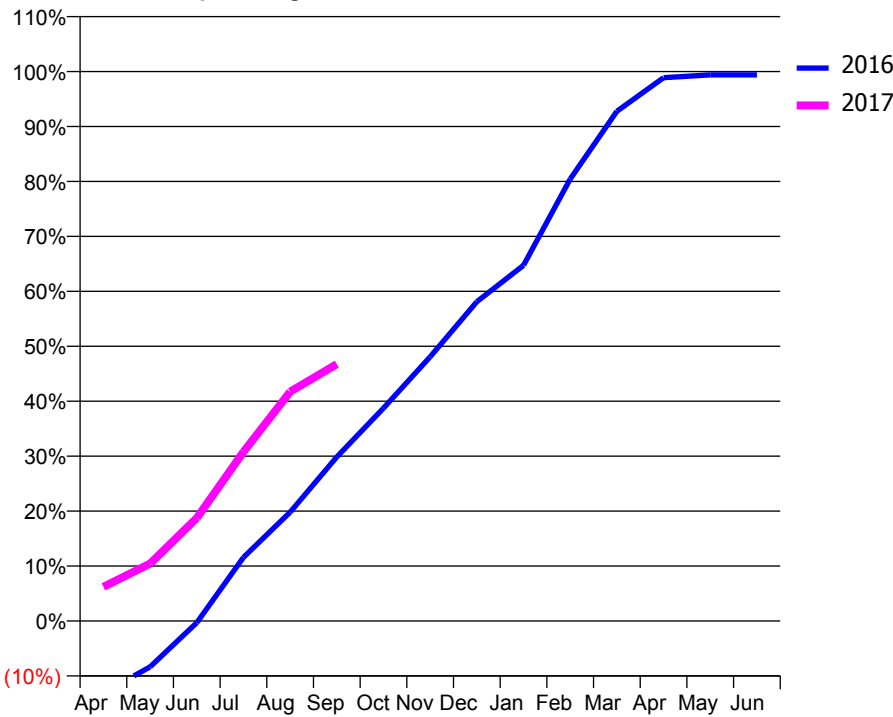
ACCESS*

Patients seen in 24 months	Total	Change since previous quarter
Quarter ending September 2015	1,486	
Quarter ending December 2015	1,562	↑
Quarter ending March 2016	1,735	↑
Quarter ending June 2016	1,708	↓
Quarter ending September 2016	1,697	→
Variance since September 2015	14.2%	↑



ACTIVITY

Cumulative percentage of contracted UDA delivered 2016 & 2017



Month	Adjusted Scheduled Activity (UDA)	
	2016	2017
April	-717	340
May	-457	572
June	-18	1,026
July	634	1,684
August	1,085	2,284
September	1,635	2,559
October	2,121	
November	2,631	
December	3,180	
January	3,543	
February	4,402	
March	5,076	
April	5,411	
May	5,440	
June	5,440	

QUALITY

	Quantity	Base Number	Contract	AT	Region	England
% of FP17s for the same patient ID Re-attending within 3 months - Children	83	466	17.8%	11.4%	12.0%	12.4%
% of FP17s for the same patient ID Re-attending within 3 months - Adults	204	761	26.8%	14.8%	15.9%	16.7%
% of FP17s for the same patient ID Re-attending between 3 & 9 months - Children	264	466	56.7%	55.6%	58.6%	57.4%
% of FP17s for the same patient ID Re-attending between 3 & 9 months - Adults	302	761	39.7%	48.1%	51.6%	50.5%
% of FP17s for Band 1 Urgent Courses	174	1,098	15.8%	8.3%	8.0%	9.1%
% of FP17s Relating to Free Repair or Replacements	8	1,098	0.7%	0.7%	0.8%	0.8%
% of FP17s Relating to Continuations	7	1,098	0.6%	1.0%	1.3%	1.3%
% of Patients satisfied with the dentistry they have received	4	4	N/A	94.0%	93.1%	93.2%
% of Patients satisfied with the time they had to wait for an appointment	4	4	N/A	87.5%	89.1%	89.0%

* This is based on patients treated on this contract for their most recent course of treatment. Figures in italics indicate the base number of FP17s or Patient Questionnaire responses are less than 100. N/A is shown where the base number of responses is less than 10 during the period. % is calculated as Quantity/Base number*100

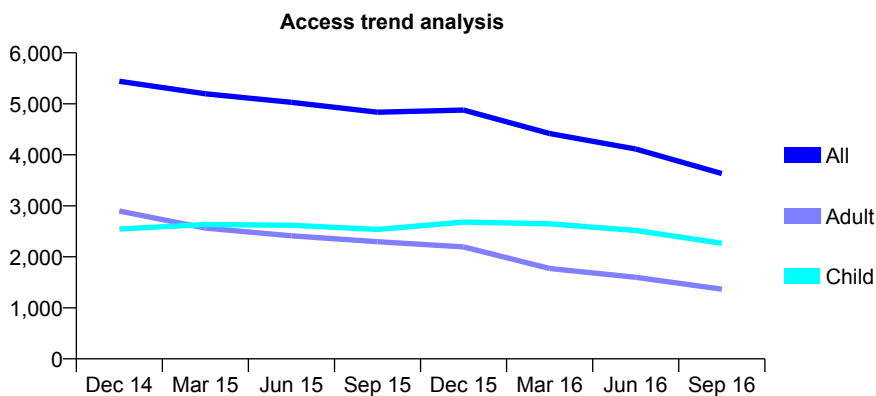
Q58 - Vital Signs At a Glance Contract Report for 389560/0001 - September 2016

Name or company name	MR R BEHARI
Contract type name	GDS Contract
Purpose of contract	General
Contract start date	01/04/2006
Contract end date	

16/17 Contracted general activity (UDA)	10,387
Carry forward general activity (UDA)	0
16/17 Contracted orthodontic activity (UOA)	0
Carry forward orthodontic activity (UOA)	0
Baseline contract value	£264,963.76

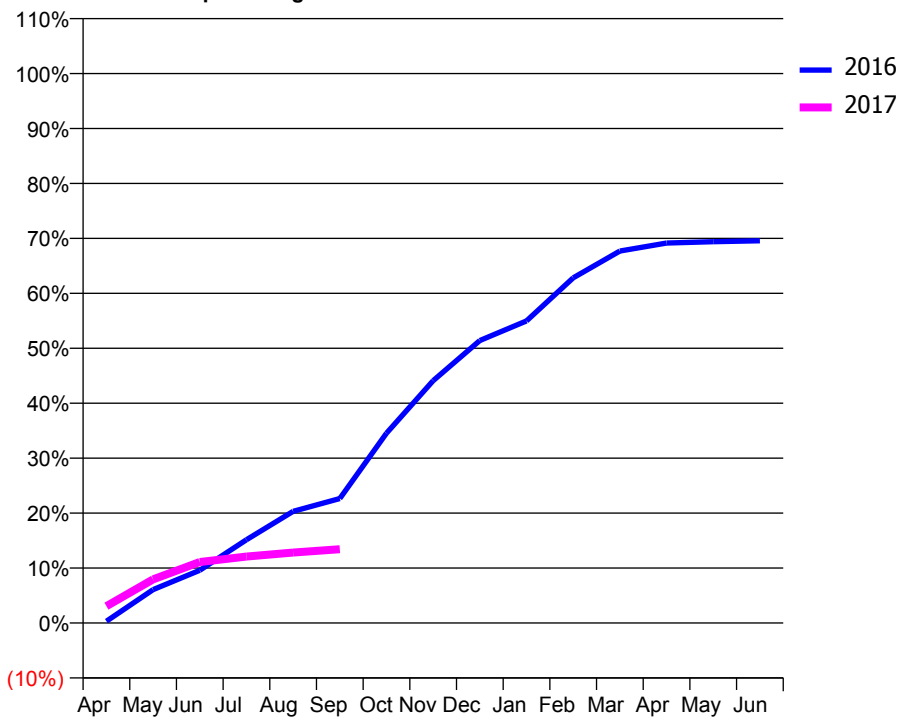
ACCESS*

Patients seen in 24 months	Total	Change since previous quarter
Quarter ending September 2015	4,835	
Quarter ending December 2015	4,877	→
Quarter ending March 2016	4,418	↓
Quarter ending June 2016	4,115	↓
Quarter ending September 2016	3,632	↓
Variance since September 2015	(24.9%)	↓



ACTIVITY

Cumulative percentage of contracted UDA delivered 2016 & 2017



Adjusted Scheduled Activity (UDA)

Month	2016	2017
April	35	319
May	630	826
June	998	1,153
July	1,575	1,256
August	2,111	1,333
September	2,352	1,396
October	3,587	
November	4,580	
December	5,339	
January	5,709	
February	6,524	
March	7,031	
April	7,184	
May	7,208	
June	7,226	

QUALITY

	Quantity	Base Number	Contract	AT	Region	England
% of FP17s for the same patient ID Re-attending within 3 months - Children	33	817	4.0%	11.4%	12.0%	12.4%
% of FP17s for the same patient ID Re-attending within 3 months - Adults	11	199	5.5%	14.8%	15.9%	16.7%
% of FP17s for the same patient ID Re-attending between 3 & 9 months - Children	442	817	54.1%	55.6%	58.6%	57.4%
% of FP17s for the same patient ID Re-attending between 3 & 9 months - Adults	81	199	40.7%	48.1%	51.6%	50.5%
% of FP17s for Band 1 Urgent Courses	15	944	1.6%	8.3%	8.0%	9.1%
% of FP17s Relating to Free Repair or Replacements	0	944	0.0%	0.7%	0.8%	0.8%
% of FP17s Relating to Continuations	3	944	0.3%	1.0%	1.3%	1.3%
% of Patients satisfied with the dentistry they have received	0	0	N/A	94.0%	93.1%	93.2%
% of Patients satisfied with the time they had to wait for an appointment	0	0	N/A	87.5%	89.1%	89.0%

* This is based on patients treated on this contract for their most recent course of treatment. Figures in italics indicate the base number of FP17s or Patient Questionnaire responses are less than 100. N/A is shown where the base number of responses is less than 10 during the period. % is calculated as Quantity/Base number*100

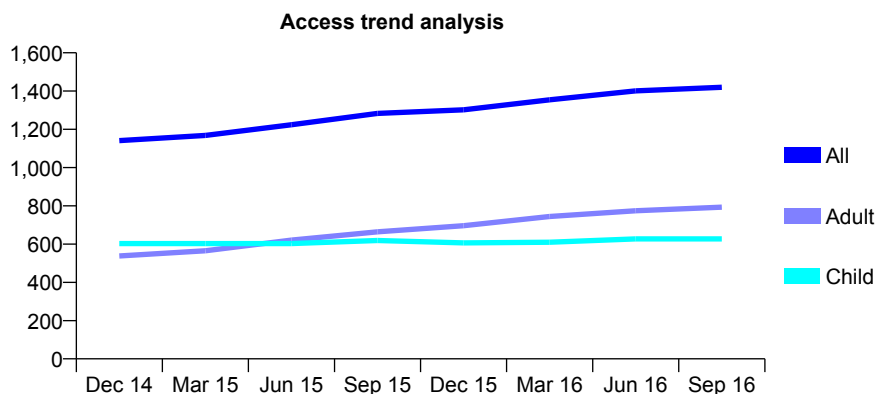
Q58 - Vital Signs At a Glance Contract Report for 395404/0002 - September 2016

Name or company name	MR CE VITIELLO
Contract type name	GDS Contract
Purpose of contract	General
Contract start date	01/04/2006
Contract end date	

16/17 Contracted general activity (UDA)	3,000
Carry forward general activity (UDA)	0
16/17 Contracted orthodontic activity (UOA)	0
Carry forward orthodontic activity (UOA)	0
Baseline contract value	£65,889.79

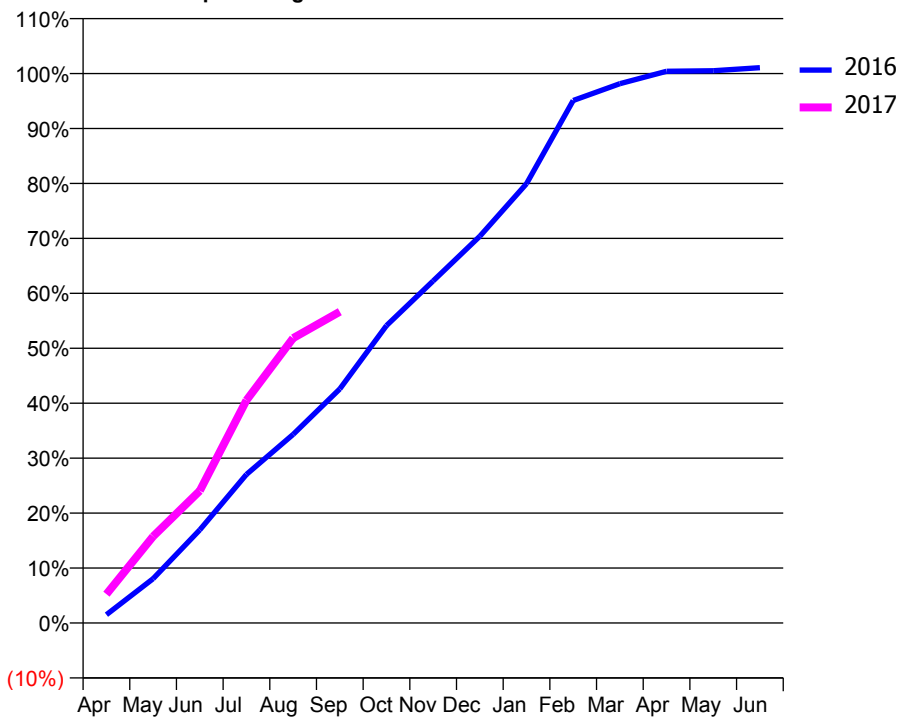
ACCESS*

Patients seen in 24 months	Total	Change since previous quarter
Quarter ending September 2015	1,283	
Quarter ending December 2015	1,302	→
Quarter ending March 2016	1,354	↑
Quarter ending June 2016	1,401	↑
Quarter ending September 2016	1,420	→
Variance since September 2015	10.7%	↑



ACTIVITY

Cumulative percentage of contracted UDA delivered 2016 & 2017



Month	Adjusted Scheduled Activity (UDA)	
	2016	2017
April	46	157
May	242	473
June	508	722
July	811	1,216
August	1,030	1,555
September	1,278	1,700
October	1,624	
November	1,868	
December	2,111	
January	2,398	
February	2,853	
March	2,945	
April	3,012	
May	3,015	
June	3,032	

QUALITY

	Quantity	Base Number	Contract	AT	Region	England
% of FP17s for the same patient ID Re-attending within 3 months - Children	25	396	6.3%	11.4%	12.0%	12.4%
% of FP17s for the same patient ID Re-attending within 3 months - Adults	65	406	16.0%	14.8%	15.9%	16.7%
% of FP17s for the same patient ID Re-attending between 3 & 9 months - Children	132	396	33.3%	55.6%	58.6%	57.4%
% of FP17s for the same patient ID Re-attending between 3 & 9 months - Adults	146	406	36.0%	48.1%	51.6%	50.5%
% of FP17s for Band 1 Urgent Courses	104	768	13.5%	8.3%	8.0%	9.1%
% of FP17s Relating to Free Repair or Replacements	0	768	0.0%	0.7%	0.8%	0.8%
% of FP17s Relating to Continuations	0	768	0.0%	1.0%	1.3%	1.3%
% of Patients satisfied with the dentistry they have received	1	1	N/A	94.0%	93.1%	93.2%
% of Patients satisfied with the time they had to wait for an appointment	1	1	N/A	87.5%	89.1%	89.0%

* This is based on patients treated on this contract for their most recent course of treatment. Figures in italics indicate the base number of FP17s or Patient Questionnaire responses are less than 100. N/A is shown where the base number of responses is less than 10 during the period. % is calculated as Quantity/Base number*100

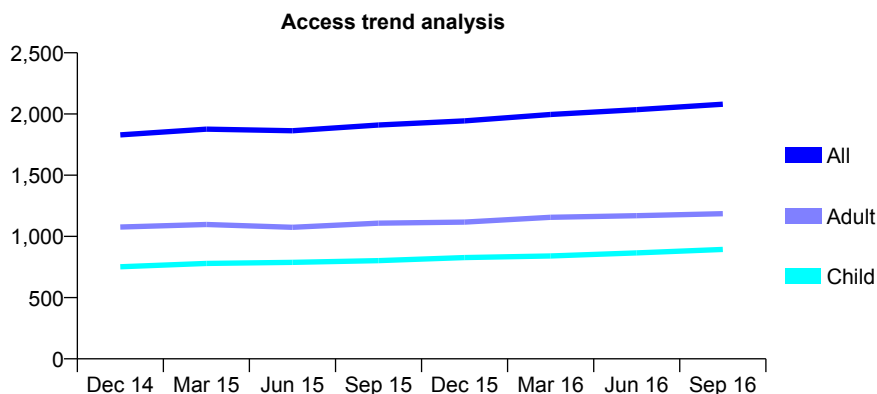
Q58 - Vital Signs At a Glance Contract Report for 558265/0002 - September 2016

Name or company name	Carpenders Park Dental Surgery
Contract type name	GDS Contract
Purpose of contract	General
Contract start date	06/01/2007
Contract end date	

16/17 Contracted general activity (UDA)	5,896
Carry forward general activity (UDA)	0
16/17 Contracted orthodontic activity (UOA)	0
Carry forward orthodontic activity (UOA)	0
Baseline contract value	£162,077.24

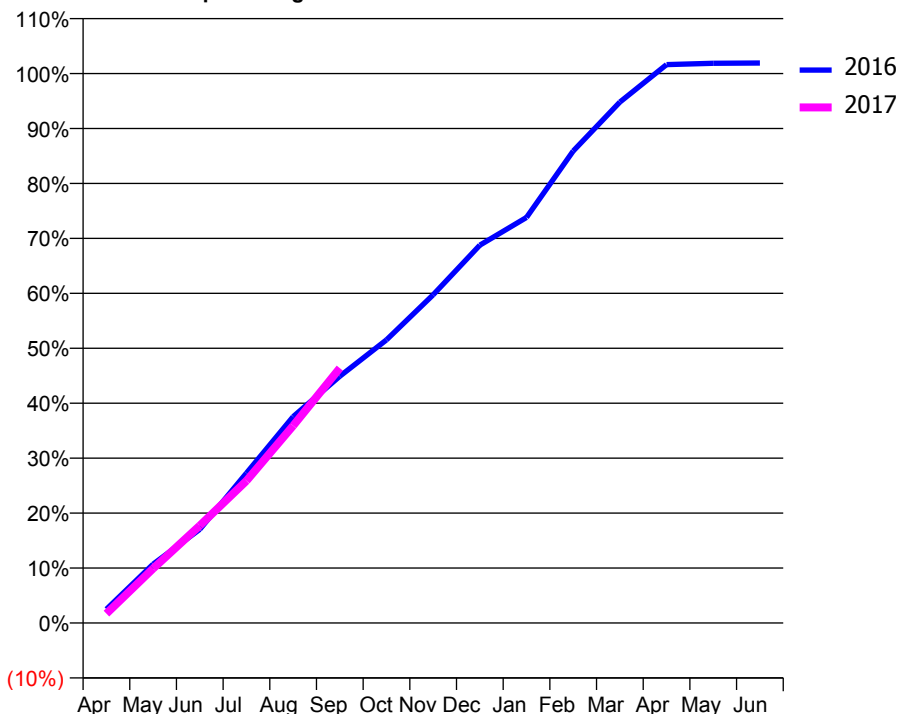
ACCESS*

Patients seen in 24 months	Total	Change since previous quarter
Quarter ending September 2015	1,910	
Quarter ending December 2015	1,944	→
Quarter ending March 2016	1,996	↑
Quarter ending June 2016	2,035	→
Quarter ending September 2016	2,080	↑
Variance since September 2015	8.9%	↑



ACTIVITY

Cumulative percentage of contracted UDA delivered 2016 & 2017



Adjusted Scheduled Activity (UDA)

Month	2016	2017
April	148	101
May	631	584
June	1,005	1,045
July	1,609	1,527
August	2,214	2,117
September	2,648	2,735
October	3,039	
November	3,521	
December	4,054	
January	4,352	
February	5,064	
March	5,590	
April	5,992	
May	6,006	
June	6,009	

QUALITY

	Quantity	Base Number	Contract	AT	Region	England
% of FP17s for the same patient ID Re-attending within 3 months - Children	19	540	3.5%	11.4%	12.0%	12.4%
% of FP17s for the same patient ID Re-attending within 3 months - Adults	76	658	11.6%	14.8%	15.9%	16.7%
% of FP17s for the same patient ID Re-attending between 3 & 9 months - Children	191	540	35.4%	55.6%	58.6%	57.4%
% of FP17s for the same patient ID Re-attending between 3 & 9 months - Adults	219	658	33.3%	48.1%	51.6%	50.5%
% of FP17s for Band 1 Urgent Courses	108	1,063	10.2%	8.3%	8.0%	9.1%
% of FP17s Relating to Free Repair or Replacements	20	1,063	1.9%	0.7%	0.8%	0.8%
% of FP17s Relating to Continuations	0	1,063	0.0%	1.0%	1.3%	1.3%
% of Patients satisfied with the dentistry they have received	2	2	N/A	94.0%	93.1%	93.2%
% of Patients satisfied with the time they had to wait for an appointment	2	2	N/A	87.5%	89.1%	89.0%

* This is based on patients treated on this contract for their most recent course of treatment. Figures in italics indicate the base number of FP17s or Patient Questionnaire responses are less than 100. N/A is shown where the base number of responses is less than 10 during the period. % is calculated as Quantity/Base number*100

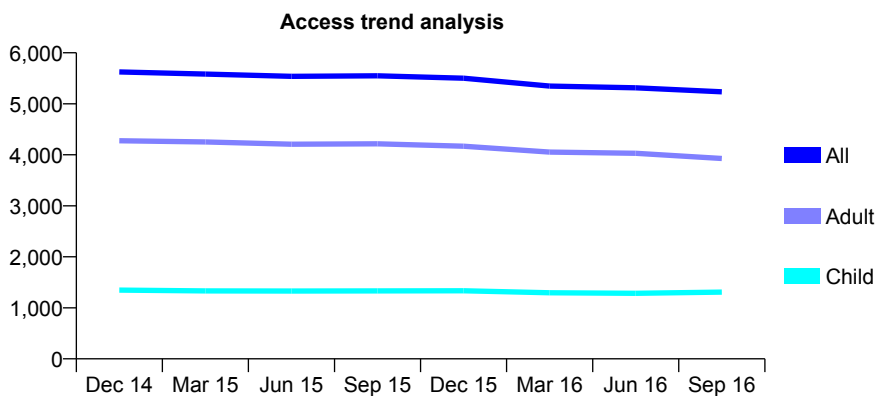
Q58 - Vital Signs At a Glance Contract Report for 558850/0002 - September 2016

Name or company name	MR PG PATEL
Contract type name	GDS Contract
Purpose of contract	General
Contract start date	08/01/2010
Contract end date	

16/17 Contracted general activity (UDA)	12,296
Carry forward general activity (UDA)	0
16/17 Contracted orthodontic activity (UOA)	0
Carry forward orthodontic activity (UOA)	0
Baseline contract value	£313,173.84

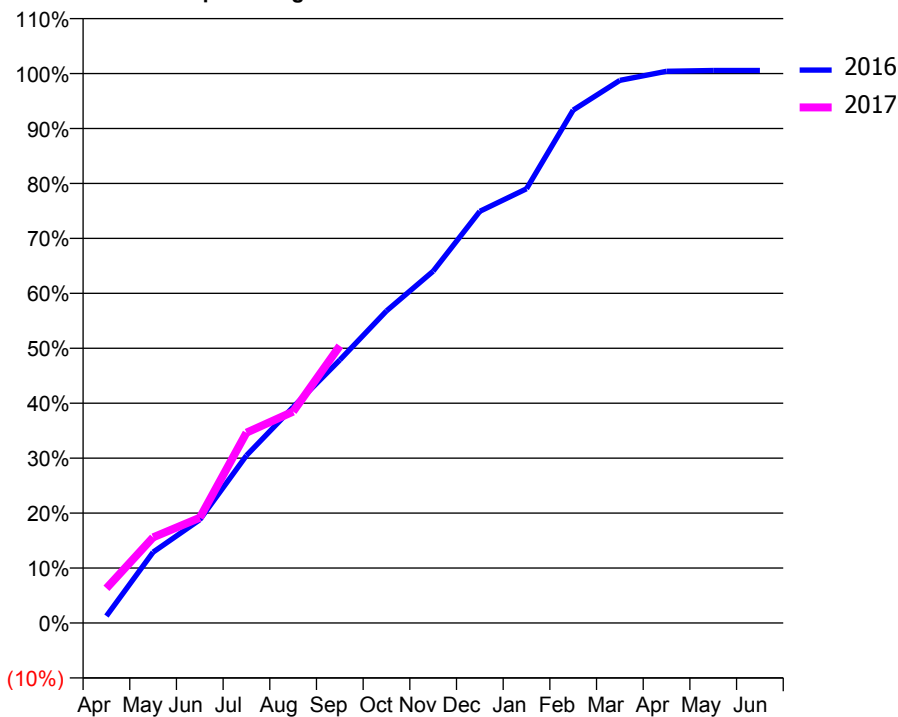
ACCESS*

Patients seen in 24 months	Total	Change since previous quarter
Quarter ending September 2015	5,548	
Quarter ending December 2015	5,502	→
Quarter ending March 2016	5,349	↓
Quarter ending June 2016	5,314	→
Quarter ending September 2016	5,236	↓
Variance since September 2015	(5.6%)	↓



ACTIVITY

Cumulative percentage of contracted UDA delivered 2016 & 2017



Month	Adjusted Scheduled Activity (UDA)	
	2016	2017
April	158	777
May	1,585	1,916
June	2,312	2,357
July	3,748	4,259
August	4,833	4,730
September	5,886	6,203
October	6,983	
November	7,873	
December	9,212	
January	9,717	
February	11,478	
March	12,144	
April	12,346	
May	12,364	
June	12,364	

QUALITY

	Quantity	Base Number	Contract	AT	Region	England
% of FP17s for the same patient ID Re-attending within 3 months - Children	29	788	3.7%	11.4%	12.0%	12.4%
% of FP17s for the same patient ID Re-attending within 3 months - Adults	249	2,314	10.8%	14.8%	15.9%	16.7%
% of FP17s for the same patient ID Re-attending between 3 & 9 months - Children	315	788	40.0%	55.6%	58.6%	57.4%
% of FP17s for the same patient ID Re-attending between 3 & 9 months - Adults	943	2,314	40.8%	48.1%	51.6%	50.5%
% of FP17s for Band 1 Urgent Courses	177	2,998	5.9%	8.3%	8.0%	9.1%
% of FP17s Relating to Free Repair or Replacements	12	2,998	0.4%	0.7%	0.8%	0.8%
% of FP17s Relating to Continuations	32	2,998	1.1%	1.0%	1.3%	1.3%
% of Patients satisfied with the dentistry they have received	3	3	N/A	94.0%	93.1%	93.2%
% of Patients satisfied with the time they had to wait for an appointment	3	3	N/A	87.5%	89.1%	89.0%

* This is based on patients treated on this contract for their most recent course of treatment. Figures in italics indicate the base number of FP17s or Patient Questionnaire responses are less than 100. N/A is shown where the base number of responses is less than 10 during the period. % is calculated as Quantity/Base number*100

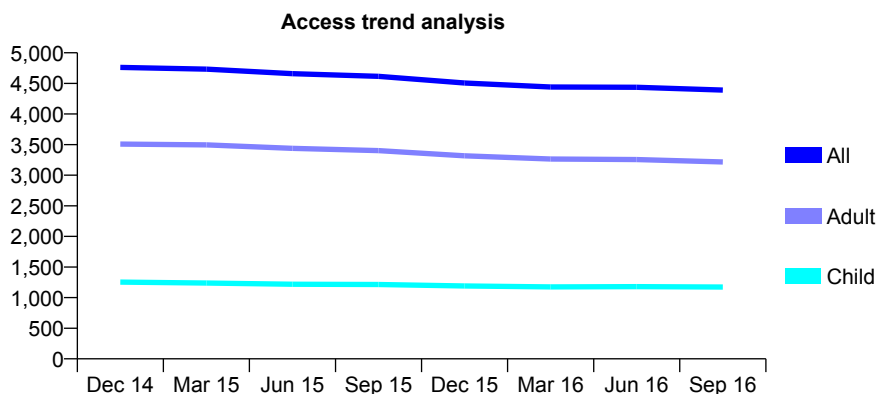
Q58 - Vital Signs At a Glance Contract Report for 570230/0001 - September 2016

Name or company name	MR RM ALLEN
Contract type name	GDS Contract
Purpose of contract	General
Contract start date	01/04/2006
Contract end date	

16/17 Contracted general activity (UDA)	10,000
Carry forward general activity (UDA)	0
16/17 Contracted orthodontic activity (UOA)	0
Carry forward orthodontic activity (UOA)	0
Baseline contract value	£346,587.90

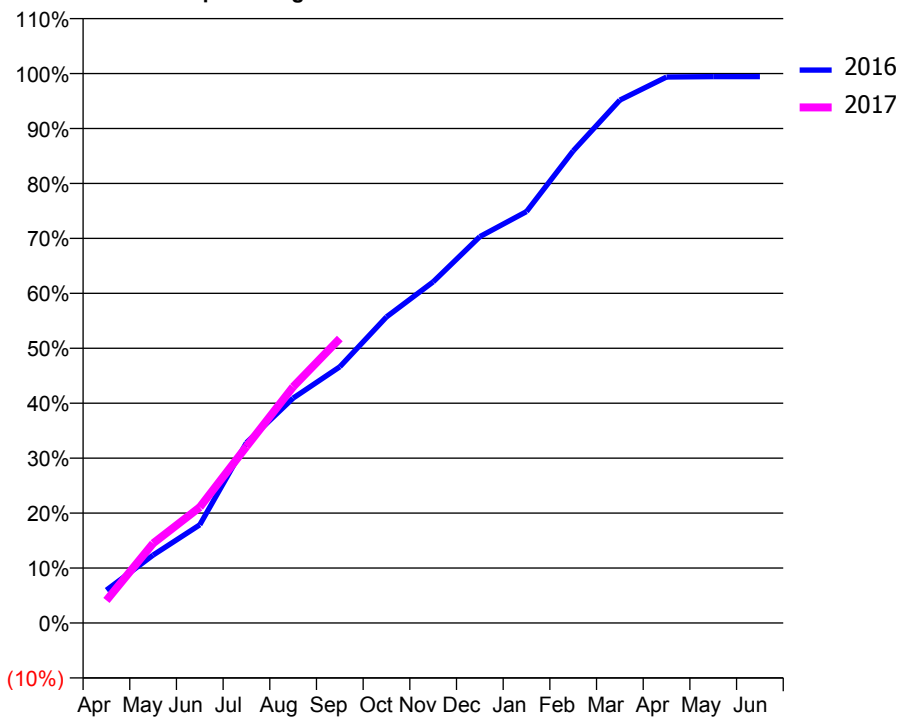
ACCESS*

Patients seen in 24 months	Total	Change since previous quarter
Quarter ending September 2015	4,615	
Quarter ending December 2015	4,507	↓
Quarter ending March 2016	4,441	↓
Quarter ending June 2016	4,436	→
Quarter ending September 2016	4,391	↓
Variance since September 2015	(4.9%)	↓



ACTIVITY

Cumulative percentage of contracted UDA delivered 2016 & 2017



Month	Adjusted Scheduled Activity (UDA)	
	2016	2017
April	725	412
May	1,495	1,450
June	2,163	2,106
July	3,972	3,212
August	4,952	4,298
September	5,641	5,178
October	6,741	
November	7,513	
December	8,509	
January	9,059	
February	10,395	
March	11,515	
April	12,023	
May	12,033	
June	12,033	

QUALITY

	Quantity	Base Number	Contract	AT	Region	England
% of FP17s for the same patient ID Re-attending within 3 months - Children	29	819	3.5%	11.4%	12.0%	12.4%
% of FP17s for the same patient ID Re-attending within 3 months - Adults	128	1,722	7.4%	14.8%	15.9%	16.7%
% of FP17s for the same patient ID Re-attending between 3 & 9 months - Children	500	819	61.1%	55.6%	58.6%	57.4%
% of FP17s for the same patient ID Re-attending between 3 & 9 months - Adults	766	1,722	44.5%	48.1%	51.6%	50.5%
% of FP17s for Band 1 Urgent Courses	147	2,335	6.3%	8.3%	8.0%	9.1%
% of FP17s Relating to Free Repair or Replacements	2	2,335	0.1%	0.7%	0.8%	0.8%
% of FP17s Relating to Continuations	0	2,335	0.0%	1.0%	1.3%	1.3%
% of Patients satisfied with the dentistry they have received	0	0	N/A	94.0%	93.1%	93.2%
% of Patients satisfied with the time they had to wait for an appointment	0	0	N/A	87.5%	89.1%	89.0%

* This is based on patients treated on this contract for their most recent course of treatment. Figures in italics indicate the base number of FP17s or Patient Questionnaire responses are less than 100. N/A is shown where the base number of responses is less than 10 during the period. % is calculated as Quantity/Base number*100

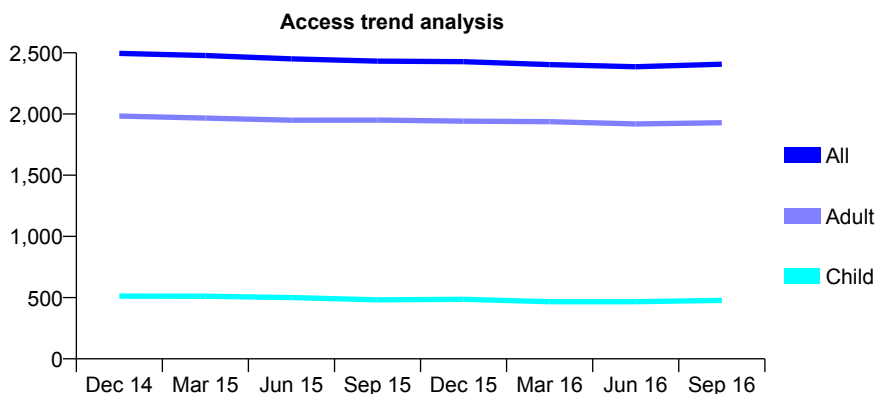
Q58 - Vital Signs At a Glance Contract Report for 570540/0001 - September 2016

Name or company name	MR NA BHATIA
Contract type name	GDS Contract
Purpose of contract	General
Contract start date	01/04/2006
Contract end date	

16/17 Contracted general activity (UDA)	7,430
Carry forward general activity (UDA)	0
16/17 Contracted orthodontic activity (UOA)	0
Carry forward orthodontic activity (UOA)	0
Baseline contract value	£204,636.32

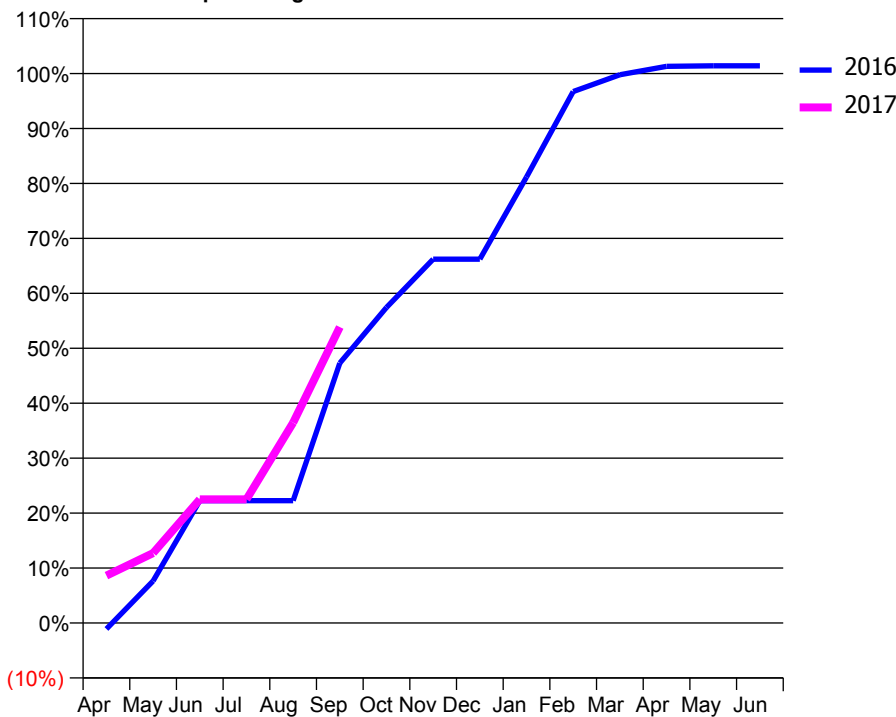
ACCESS*

Patients seen in 24 months	Total	Change since previous quarter
Quarter ending September 2015	2,432	
Quarter ending December 2015	2,428	→
Quarter ending March 2016	2,404	→
Quarter ending June 2016	2,386	→
Quarter ending September 2016	2,407	→
Variance since September 2015	(1.0%)	↓



ACTIVITY

Cumulative percentage of contracted UDA delivered 2016 & 2017



Adjusted Scheduled Activity (UDA)

Month	2016	2017
April	-82	640
May	570	945
June	1,655	1,672
July	1,655	1,672
August	1,655	2,708
September	3,515	4,002
October	4,266	
November	4,919	
December	4,919	
January	6,030	
February	7,186	
March	7,413	
April	7,527	
May	7,534	
June	7,534	

QUALITY

	Quantity	Base Number	Contract	AT	Region	England
% of FP17s for the same patient ID Re-attending within 3 months - Children	7	291	2.4%	11.4%	12.0%	12.4%
% of FP17s for the same patient ID Re-attending within 3 months - Adults	106	1,206	8.8%	14.8%	15.9%	16.7%
% of FP17s for the same patient ID Re-attending between 3 & 9 months - Children	133	291	45.7%	55.6%	58.6%	57.4%
% of FP17s for the same patient ID Re-attending between 3 & 9 months - Adults	538	1,206	44.6%	48.1%	51.6%	50.5%
% of FP17s for Band 1 Urgent Courses	61	1,452	4.2%	8.3%	8.0%	9.1%
% of FP17s Relating to Free Repair or Replacements	15	1,452	1.0%	0.7%	0.8%	0.8%
% of FP17s Relating to Continuations	25	1,452	1.7%	1.0%	1.3%	1.3%
% of Patients satisfied with the dentistry they have received	2	2	N/A	94.0%	93.1%	93.2%
% of Patients satisfied with the time they had to wait for an appointment	1	2	N/A	87.5%	89.1%	89.0%

* This is based on patients treated on this contract for their most recent course of treatment. Figures in italics indicate the base number of FP17s or Patient Questionnaire responses are less than 100. N/A is shown where the base number of responses is less than 10 during the period. % is calculated as Quantity/Base number*100

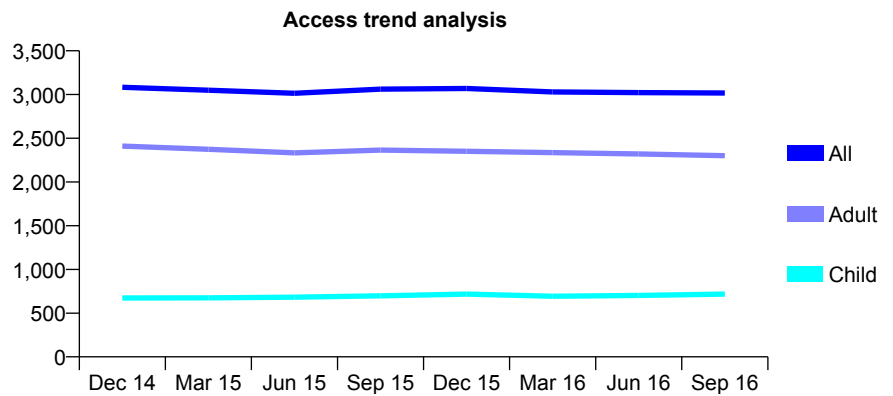
Q58 - Vital Signs At a Glance Contract Report for 572225/0001 - September 2016

Name or company name	MR CK DE BONO
Contract type name	GDS Contract
Purpose of contract	General
Contract start date	01/04/2006
Contract end date	

16/17 Contracted general activity (UDA)	8,383
Carry forward general activity (UDA)	0
16/17 Contracted orthodontic activity (UOA)	0
Carry forward orthodontic activity (UOA)	0
Baseline contract value	£255,649.51

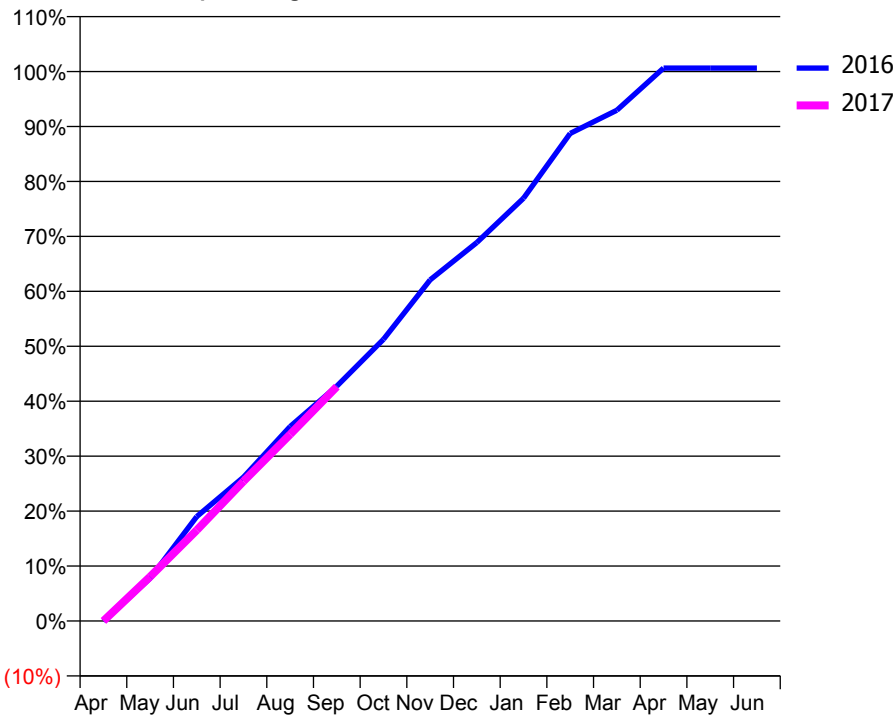
ACCESS*

Patients seen in 24 months	Total	Change since previous quarter
Quarter ending September 2015	3,061	
Quarter ending December 2015	3,069	→
Quarter ending March 2016	3,029	↓
Quarter ending June 2016	3,022	→
Quarter ending September 2016	3,018	→
Variance since September 2015	(1.4%)	↓



ACTIVITY

Cumulative percentage of contracted UDA delivered 2016 & 2017



Month	Adjusted Scheduled Activity (UDA)	
	2016	2017
April	-4	0
May	652	677
June	1,594	1,386
July	2,195	2,132
August	2,968	2,847
September	3,583	3,576
October	4,297	
November	5,204	
December	5,774	
January	6,450	
February	7,437	
March	7,792	
April	8,434	
May	8,434	
June	8,434	

QUALITY

	Quantity	Base Number	Contract	AT	Region	England
% of FP17s for the same patient ID Re-attending within 3 months - Children	17	588	2.9%	11.4%	12.0%	12.4%
% of FP17s for the same patient ID Re-attending within 3 months - Adults	123	1,550	7.9%	14.8%	15.9%	16.7%
% of FP17s for the same patient ID Re-attending between 3 & 9 months - Children	348	588	59.2%	55.6%	58.6%	57.4%
% of FP17s for the same patient ID Re-attending between 3 & 9 months - Adults	784	1,550	50.6%	48.1%	51.6%	50.5%
% of FP17s for Band 1 Urgent Courses	15	1,761	0.9%	8.3%	8.0%	9.1%
% of FP17s Relating to Free Repair or Replacements	0	1,761	0.0%	0.7%	0.8%	0.8%
% of FP17s Relating to Continuations	20	1,761	1.1%	1.0%	1.3%	1.3%
% of Patients satisfied with the dentistry they have received	3	3	N/A	94.0%	93.1%	93.2%
% of Patients satisfied with the time they had to wait for an appointment	3	3	N/A	87.5%	89.1%	89.0%

* This is based on patients treated on this contract for their most recent course of treatment. Figures in italics indicate the base number of FP17s or Patient Questionnaire responses are less than 100. N/A is shown where the base number of responses is less than 10 during the period. % is calculated as Quantity/Base number*100

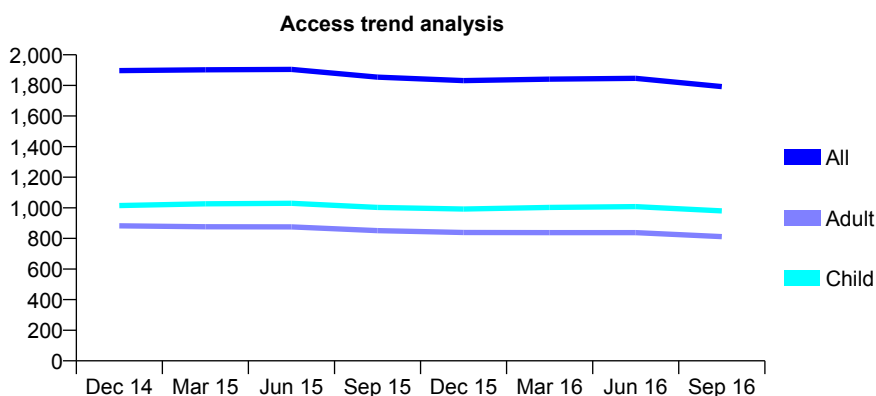
Q58 - Vital Signs At a Glance Contract Report for 573949/0001 - September 2016

Name or company name	MR IJ DIBBLE
Contract type name	GDS Contract
Purpose of contract	General and Orthodontic
Contract start date	01/04/2006
Contract end date	

16/17 Contracted general activity (UDA)	4,055
Carry forward general activity (UDA)	0
16/17 Contracted orthodontic activity (UOA)	1,050
Carry forward orthodontic activity (UOA)	0
Baseline contract value	£213,179.99

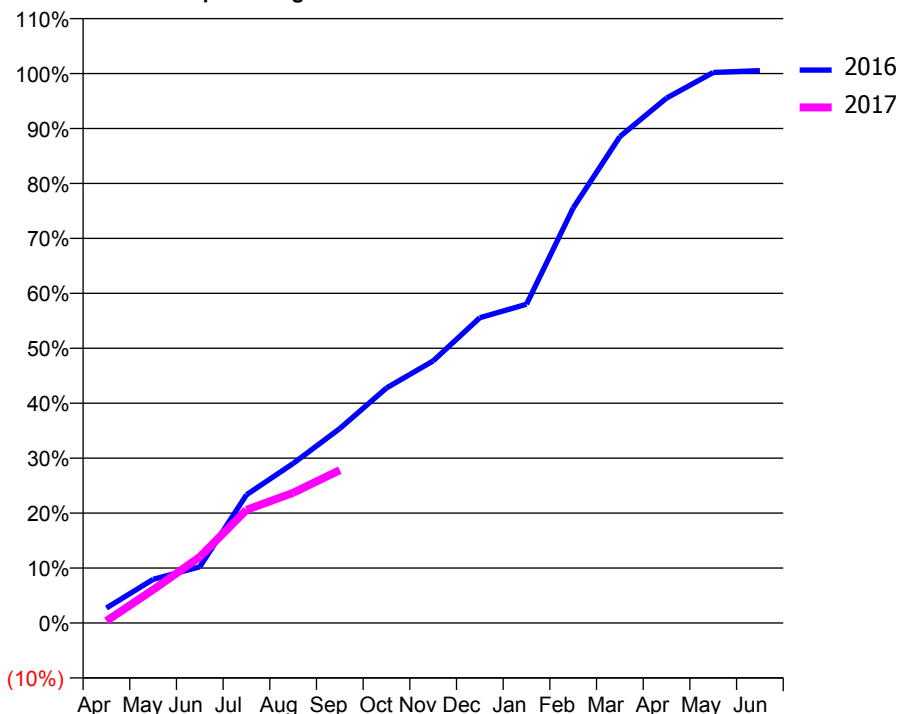
ACCESS*

Patients seen in 24 months	Total	Change since previous quarter
Quarter ending September 2015	1,854	
Quarter ending December 2015	1,831	↓
Quarter ending March 2016	1,841	→
Quarter ending June 2016	1,846	→
Quarter ending September 2016	1,792	↓
Variance since September 2015	(3.3%)	↓



ACTIVITY

Cumulative percentage of contracted UDA delivered 2016 & 2017



Adjusted Scheduled Activity (UDA)

Month	2016	2017
April	110	15
May	322	245
June	414	488
July	946	835
August	1,177	961
September	1,435	1,128
October	1,734	
November	1,934	
December	2,253	
January	2,353	
February	3,062	
March	3,589	
April	3,873	
May	4,063	
June	4,077	

QUALITY

	Quantity	Base Number	Contract	AT	Region	England
% of FP17s for the same patient ID Re-attending within 3 months - Children	40	711	5.6%	11.4%	12.0%	12.4%
% of FP17s for the same patient ID Re-attending within 3 months - Adults	21	380	5.5%	14.8%	15.9%	16.7%
% of FP17s for the same patient ID Re-attending between 3 & 9 months - Children	504	711	70.9%	55.6%	58.6%	57.4%
% of FP17s for the same patient ID Re-attending between 3 & 9 months - Adults	221	380	58.2%	48.1%	51.6%	50.5%
% of FP17s for Band 1 Urgent Courses	5	847	0.6%	8.3%	8.0%	9.1%
% of FP17s Relating to Free Repair or Replacements	0	847	0.0%	0.7%	0.8%	0.8%
% of FP17s Relating to Continuations	0	847	0.0%	1.0%	1.3%	1.3%
% of Patients satisfied with the dentistry they have received	1	1	N/A	94.0%	93.1%	93.2%
% of Patients satisfied with the time they had to wait for an appointment	1	1	N/A	87.5%	89.1%	89.0%

* This is based on patients treated on this contract for their most recent course of treatment. Figures in italics indicate the base number of FP17s or Patient Questionnaire responses are less than 100. N/A is shown where the base number of responses is less than 10 during the period. % is calculated as Quantity/Base number*100

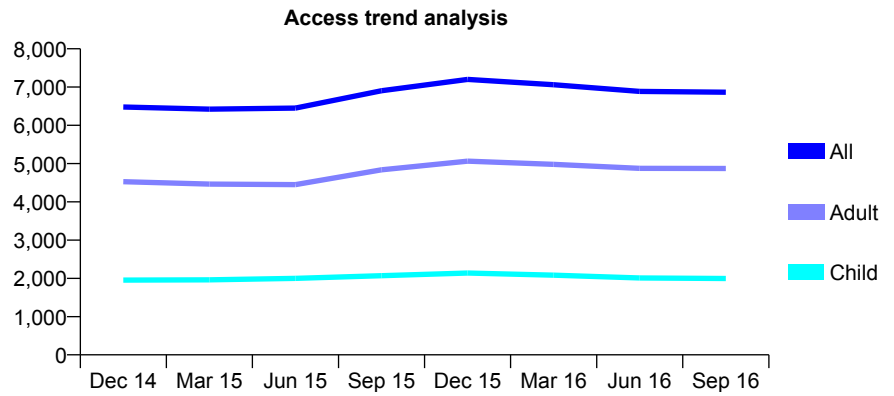
Q58 - Vital Signs At a Glance Contract Report for 575623/0002 - September 2016

Name or company name	MR MK PATEL
Contract type name	GDS Contract
Purpose of contract	General
Contract start date	01/04/2006
Contract end date	

16/17 Contracted general activity (UDA)	14,199
Carry forward general activity (UDA)	0
16/17 Contracted orthodontic activity (UOA)	0
Carry forward orthodontic activity (UOA)	0
Baseline contract value	£335,004.53

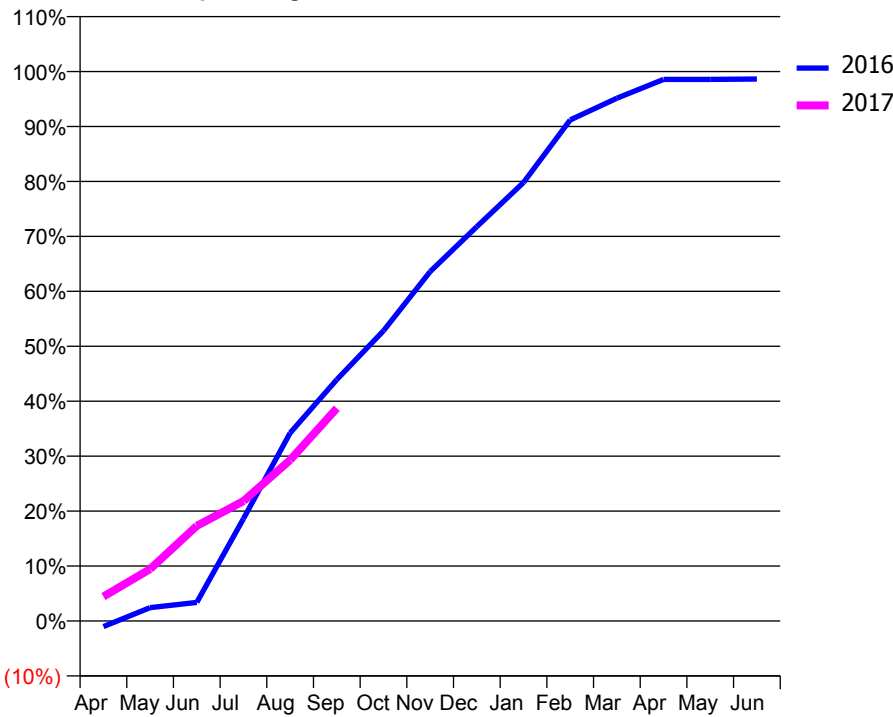
ACCESS*

Patients seen in 24 months	Total	Change since previous quarter
Quarter ending September 2015	6,905	
Quarter ending December 2015	7,199	↑
Quarter ending March 2016	7,062	↓
Quarter ending June 2016	6,886	↓
Quarter ending September 2016	6,866	→
Variance since September 2015	(0.6%)	→



ACTIVITY

Cumulative percentage of contracted UDA delivered 2016 & 2017



Month	Adjusted Scheduled Activity (UDA)	
	2016	2017
April	-145	631
May	346	1,342
June	480	2,459
July	2,644	3,100
August	4,859	4,161
September	6,239	5,496
October	7,498	
November	9,031	
December	10,191	
January	11,329	
February	12,946	
March	13,509	
April	13,994	
May	13,996	
June	14,004	

QUALITY

	Quantity	Base Number	Contract	AT	Region	England
% of FP17s for the same patient ID Re-attending within 3 months - Children	88	1,084	8.1%	11.4%	12.0%	12.4%
% of FP17s for the same patient ID Re-attending within 3 months - Adults	282	2,270	12.4%	14.8%	15.9%	16.7%
% of FP17s for the same patient ID Re-attending between 3 & 9 months - Children	546	1,084	50.4%	55.6%	58.6%	57.4%
% of FP17s for the same patient ID Re-attending between 3 & 9 months - Adults	1,103	2,270	48.6%	48.1%	51.6%	50.5%
% of FP17s for Band 1 Urgent Courses	231	2,468	9.4%	8.3%	8.0%	9.1%
% of FP17s Relating to Free Repair or Replacements	8	2,468	0.3%	0.7%	0.8%	0.8%
% of FP17s Relating to Continuations	4	2,468	0.2%	1.0%	1.3%	1.3%
% of Patients satisfied with the dentistry they have received	3	3	N/A	94.0%	93.1%	93.2%
% of Patients satisfied with the time they had to wait for an appointment	3	3	N/A	87.5%	89.1%	89.0%

* This is based on patients treated on this contract for their most recent course of treatment. Figures in italics indicate the base number of FP17s or Patient Questionnaire responses are less than 100. N/A is shown where the base number of responses is less than 10 during the period. % is calculated as Quantity/Base number*100

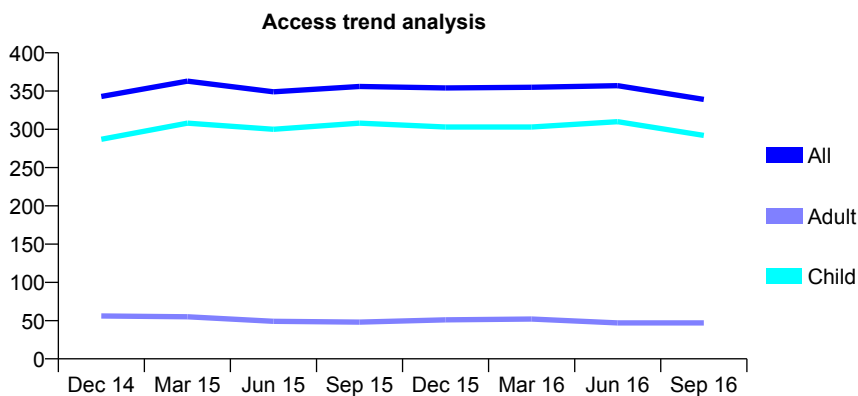
Q58 - Vital Signs At a Glance Contract Report for 575976/0001 - September 2016

Name or company name	MR RJ GOEL
Contract type name	GDS Contract
Purpose of contract	General
Contract start date	01/04/2006
Contract end date	

16/17 Contracted general activity (UDA)	850
Carry forward general activity (UDA)	0
16/17 Contracted orthodontic activity (UOA)	0
Carry forward orthodontic activity (UOA)	0
Baseline contract value	£24,170.22

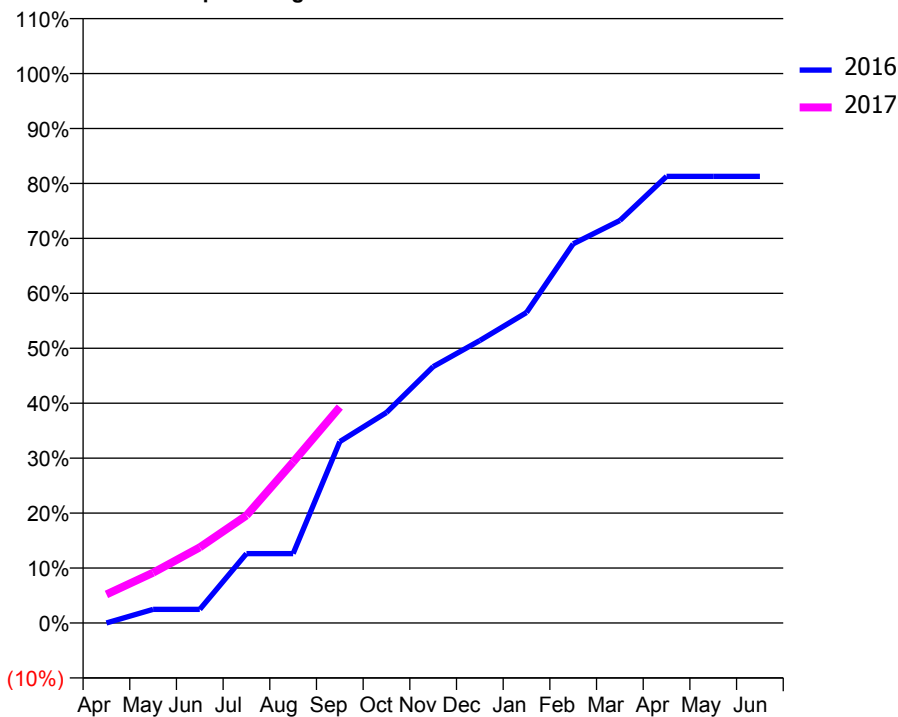
ACCESS*

Patients seen in 24 months	Total	Change since previous quarter
Quarter ending September 2015	356	
Quarter ending December 2015	354	→
Quarter ending March 2016	355	→
Quarter ending June 2016	357	→
Quarter ending September 2016	339	↓
Variance since September 2015	(4.8%)	↓



ACTIVITY

Cumulative percentage of contracted UDA delivered 2016 & 2017



Month	Adjusted Scheduled Activity (UDA)	
	2016	2017
April	0	44
May	21	78
June	21	117
July	107	166
August	107	249
September	281	334
October	326	
November	397	
December	437	
January	480	
February	587	
March	623	
April	691	
May	691	
June	691	

QUALITY

	Quantity	Base Number	Contract	AT	Region	England
% of FP17s for the same patient ID Re-attending within 3 months - Children	30	300	10.0%	11.4%	12.0%	12.4%
% of FP17s for the same patient ID Re-attending within 3 months - Adults	0	7	0.0%	14.8%	15.9%	16.7%
% of FP17s for the same patient ID Re-attending between 3 & 9 months - Children	195	300	65.0%	55.6%	58.6%	57.4%
% of FP17s for the same patient ID Re-attending between 3 & 9 months - Adults	0	7	0.0%	48.1%	51.6%	50.5%
% of FP17s for Band 1 Urgent Courses	15	243	6.2%	8.3%	8.0%	9.1%
% of FP17s Relating to Free Repair or Replacements	0	243	0.0%	0.7%	0.8%	0.8%
% of FP17s Relating to Continuations	3	243	1.2%	1.0%	1.3%	1.3%
% of Patients satisfied with the dentistry they have received	0	0	N/A	94.0%	93.1%	93.2%
% of Patients satisfied with the time they had to wait for an appointment	0	0	N/A	87.5%	89.1%	89.0%

* This is based on patients treated on this contract for their most recent course of treatment. Figures in italics indicate the base number of FP17s or Patient Questionnaire responses are less than 100. N/A is shown where the base number of responses is less than 10 during the period. % is calculated as Quantity/Base number*100

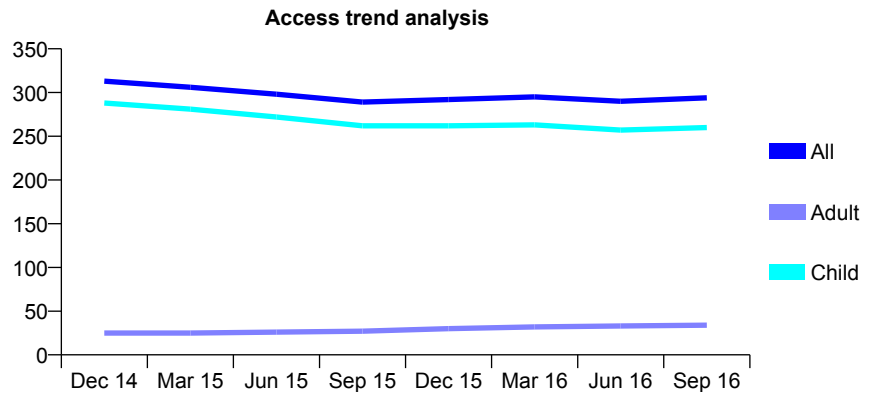
Q58 - Vital Signs At a Glance Contract Report for 576875/0001 - September 2016

Name or company name	MR M GREENSTEIN
Contract type name	GDS Contract
Purpose of contract	General
Contract start date	01/04/2006
Contract end date	

16/17 Contracted general activity (UDA)	548
Carry forward general activity (UDA)	0
16/17 Contracted orthodontic activity (UOA)	0
Carry forward orthodontic activity (UOA)	0
Baseline contract value	£10,861.80

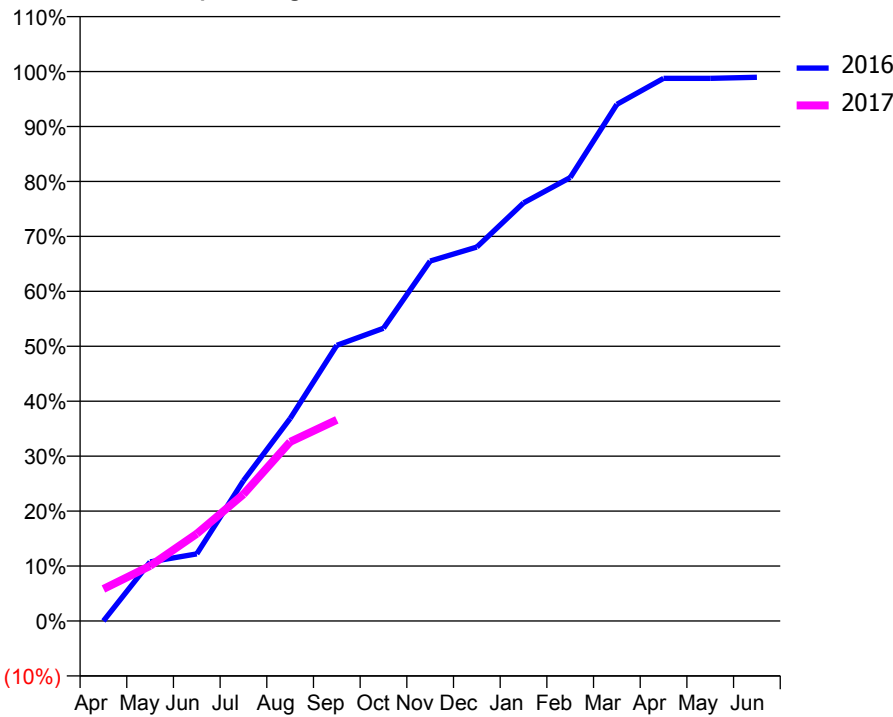
ACCESS*

Patients seen in 24 months	Total	Change since previous quarter
Quarter ending September 2015	289	
Quarter ending December 2015	292	→
Quarter ending March 2016	295	→
Quarter ending June 2016	290	↓
Quarter ending September 2016	294	→
Variance since September 2015	1.7%	→



ACTIVITY

Cumulative percentage of contracted UDA delivered 2016 & 2017



Month	Adjusted Scheduled Activity (UDA)	
	2016	2017
April	0	32
May	59	55
June	67	87
July	140	126
August	202	179
September	275	201
October	292	
November	359	
December	373	
January	417	
February	442	
March	515	
April	541	
May	541	
June	542	

QUALITY

	Quantity	Base Number	Contract	AT	Region	England
% of FP17s for the same patient ID Re-attending within 3 months - Children	5	194	2.6%	11.4%	12.0%	12.4%
% of FP17s for the same patient ID Re-attending within 3 months - Adults	0	0	N/A	14.8%	15.9%	16.7%
% of FP17s for the same patient ID Re-attending between 3 & 9 months - Children	135	194	69.6%	55.6%	58.6%	57.4%
% of FP17s for the same patient ID Re-attending between 3 & 9 months - Adults	0	0	N/A	48.1%	51.6%	50.5%
% of FP17s for Band 1 Urgent Courses	3	170	1.8%	8.3%	8.0%	9.1%
% of FP17s Relating to Free Repair or Replacements	0	170	0.0%	0.7%	0.8%	0.8%
% of FP17s Relating to Continuations	1	170	0.6%	1.0%	1.3%	1.3%
% of Patients satisfied with the dentistry they have received	0	0	N/A	94.0%	93.1%	93.2%
% of Patients satisfied with the time they had to wait for an appointment	0	0	N/A	87.5%	89.1%	89.0%

* This is based on patients treated on this contract for their most recent course of treatment. Figures in italics indicate the base number of FP17s or Patient Questionnaire responses are less than 100. N/A is shown where the base number of responses is less than 10 during the period. % is calculated as Quantity/Base number*100

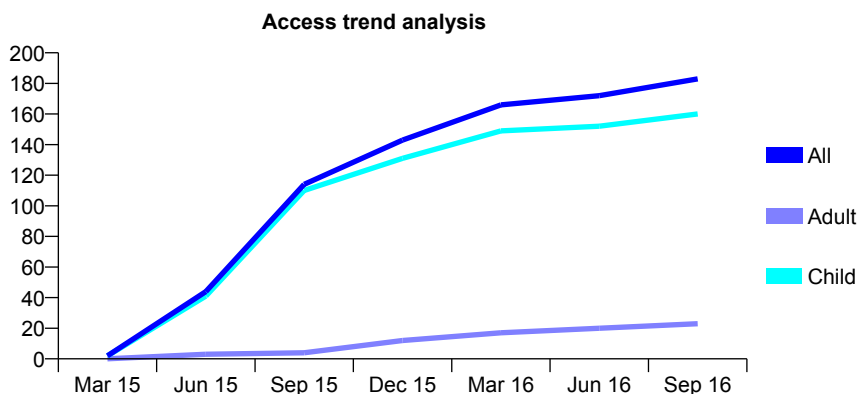
Q58 - Vital Signs At a Glance Contract Report for 624497/0002 - September 2016

Name or company name	MR JA HARRISON
Contract type name	GDS Contract
Purpose of contract	General
Contract start date	01/03/2015
Contract end date	

16/17 Contracted general activity (UDA)	660
Carry forward general activity (UDA)	0
16/17 Contracted orthodontic activity (UOA)	0
Carry forward orthodontic activity (UOA)	0
Baseline contract value	£15,561.33

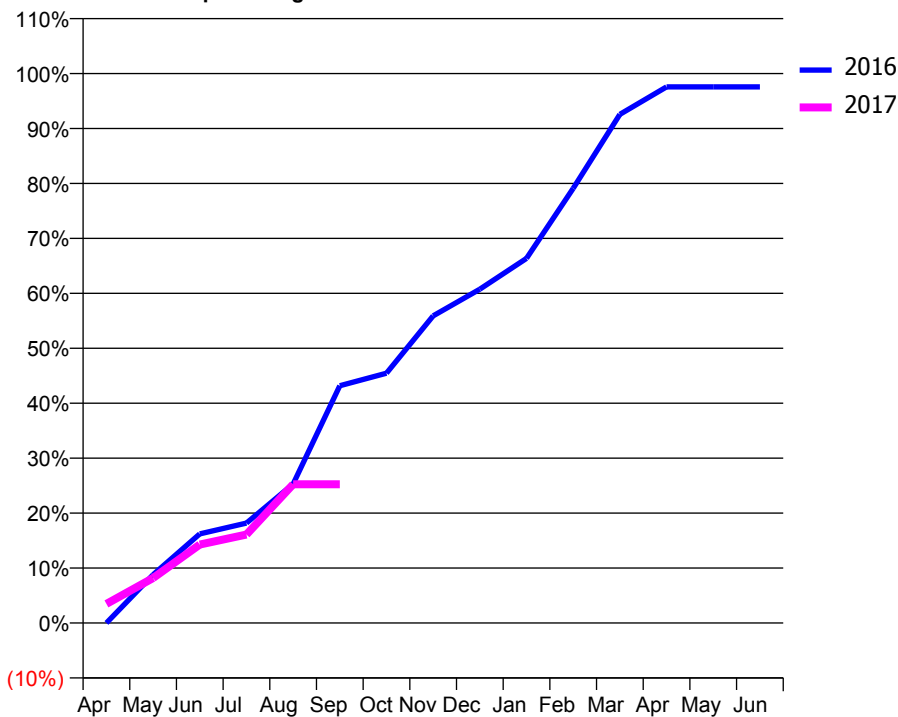
ACCESS*

Patients seen in 24 months	Total	Change since previous quarter
Quarter ending September 2015	114	
Quarter ending December 2015	143	↑
Quarter ending March 2016	166	↑
Quarter ending June 2016	172	↑
Quarter ending September 2016	183	↑
Variance since September 2015	60.5%	↑



ACTIVITY

Cumulative percentage of contracted UDA delivered 2016 & 2017



Adjusted Scheduled Activity (UDA)

Month	2016	2017
April	0	23
May	58	54
June	107	94
July	120	106
August	167	167
September	285	167
October	300	
November	369	
December	401	
January	438	
February	522	
March	611	
April	644	
May	644	
June	644	

QUALITY

	Quantity	Base Number	Contract	AT	Region	England
% of FP17s for the same patient ID Re-attending within 3 months - Children	4	78	5.1%	11.4%	12.0%	12.4%
% of FP17s for the same patient ID Re-attending within 3 months - Adults	0	7	0.0%	14.8%	15.9%	16.7%
% of FP17s for the same patient ID Re-attending between 3 & 9 months - Children	48	78	61.5%	55.6%	58.6%	57.4%
% of FP17s for the same patient ID Re-attending between 3 & 9 months - Adults	4	7	57.1%	48.1%	51.6%	50.5%
% of FP17s for Band 1 Urgent Courses	3	74	4.1%	8.3%	8.0%	9.1%
% of FP17s Relating to Free Repair or Replacements	0	74	0.0%	0.7%	0.8%	0.8%
% of FP17s Relating to Continuations	0	74	0.0%	1.0%	1.3%	1.3%
% of Patients satisfied with the dentistry they have received	0	0	N/A	94.0%	93.1%	93.2%
% of Patients satisfied with the time they had to wait for an appointment	0	0	N/A	87.5%	89.1%	89.0%

* This is based on patients treated on this contract for their most recent course of treatment. Figures in italics indicate the base number of FP17s or Patient Questionnaire responses are less than 100. N/A is shown where the base number of responses is less than 10 during the period. % is calculated as Quantity/Base number*100

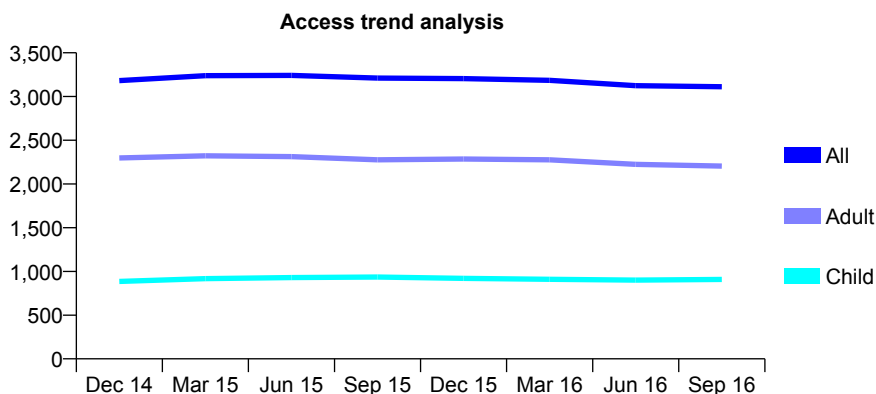
Q58 - Vital Signs At a Glance Contract Report for 624853/0001 - September 2016

Name or company name	MR AV BRAMWELL
Contract type name	GDS Contract
Purpose of contract	General
Contract start date	01/04/2006
Contract end date	

16/17 Contracted general activity (UDA)	7,747
Carry forward general activity (UDA)	0
16/17 Contracted orthodontic activity (UOA)	0
Carry forward orthodontic activity (UOA)	0
Baseline contract value	£174,275.49

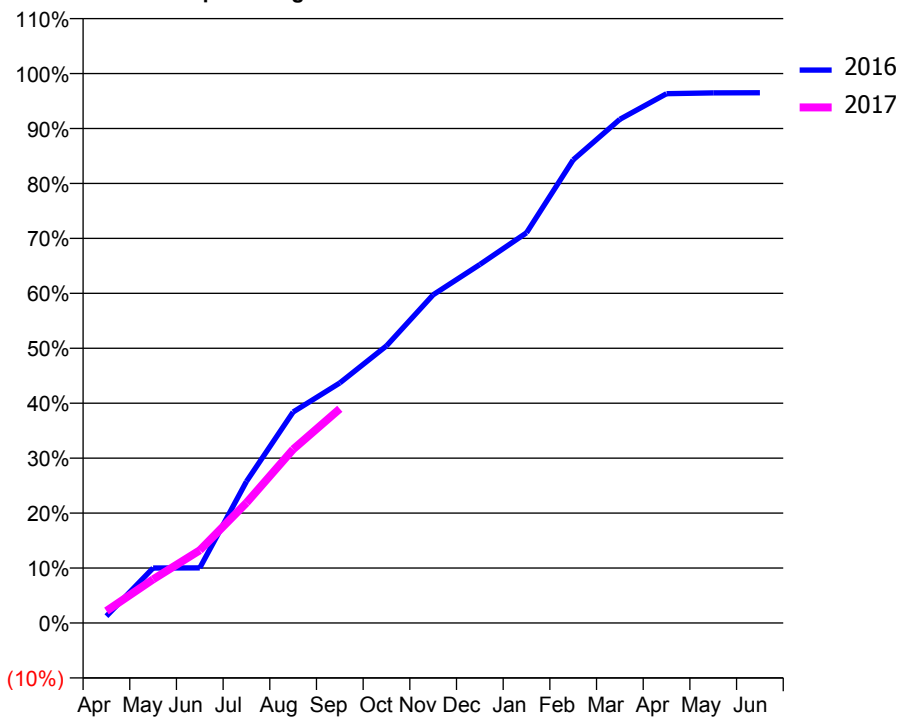
ACCESS*

Patients seen in 24 months	Total	Change since previous quarter
Quarter ending September 2015	3,211	
Quarter ending December 2015	3,205	→
Quarter ending March 2016	3,185	→
Quarter ending June 2016	3,124	↓
Quarter ending September 2016	3,112	→
Variance since September 2015	(3.1%)	↓



ACTIVITY

Cumulative percentage of contracted UDA delivered 2016 & 2017



Adjusted Scheduled Activity (UDA)

Month	2016	2017
April	97	171
May	775	615
June	777	1,026
July	1,996	1,696
August	2,974	2,448
September	3,385	3,020
October	3,907	
November	4,627	
December	5,053	
January	5,503	
February	6,530	
March	7,101	
April	7,463	
May	7,474	
June	7,475	

QUALITY

	Quantity	Base Number	Contract	AT	Region	England
% of FP17s for the same patient ID Re-attending within 3 months - Children	41	575	7.1%	11.4%	12.0%	12.4%
% of FP17s for the same patient ID Re-attending within 3 months - Adults	263	1,409	18.7%	14.8%	15.9%	16.7%
% of FP17s for the same patient ID Re-attending between 3 & 9 months - Children	258	575	44.9%	55.6%	58.6%	57.4%
% of FP17s for the same patient ID Re-attending between 3 & 9 months - Adults	628	1,409	44.6%	48.1%	51.6%	50.5%
% of FP17s for Band 1 Urgent Courses	171	1,767	9.7%	8.3%	8.0%	9.1%
% of FP17s Relating to Free Repair or Replacements	12	1,767	0.7%	0.7%	0.8%	0.8%
% of FP17s Relating to Continuations	57	1,767	3.2%	1.0%	1.3%	1.3%
% of Patients satisfied with the dentistry they have received	2	2	N/A	94.0%	93.1%	93.2%
% of Patients satisfied with the time they had to wait for an appointment	2	2	N/A	87.5%	89.1%	89.0%

* This is based on patients treated on this contract for their most recent course of treatment. Figures in italics indicate the base number of FP17s or Patient Questionnaire responses are less than 100. N/A is shown where the base number of responses is less than 10 during the period. % is calculated as Quantity/Base number*100

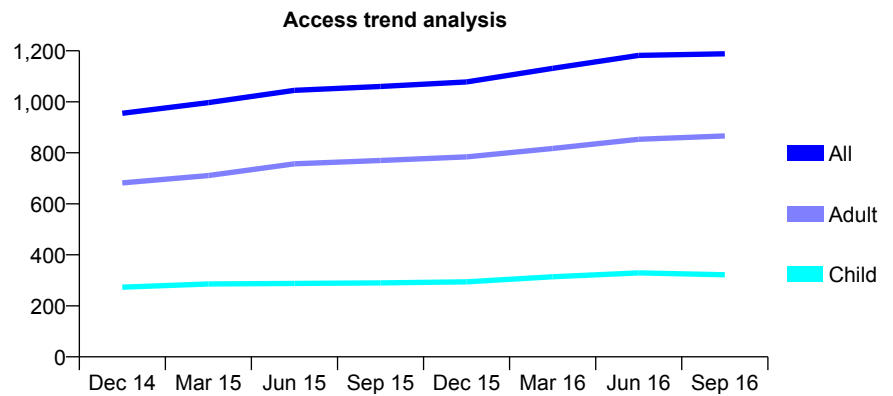
Q58 - Vital Signs At a Glance Contract Report for 625884/0001 - September 2016

Name or company name	MR P JACKSON
Contract type name	GDS Contract
Purpose of contract	General
Contract start date	01/04/2006
Contract end date	

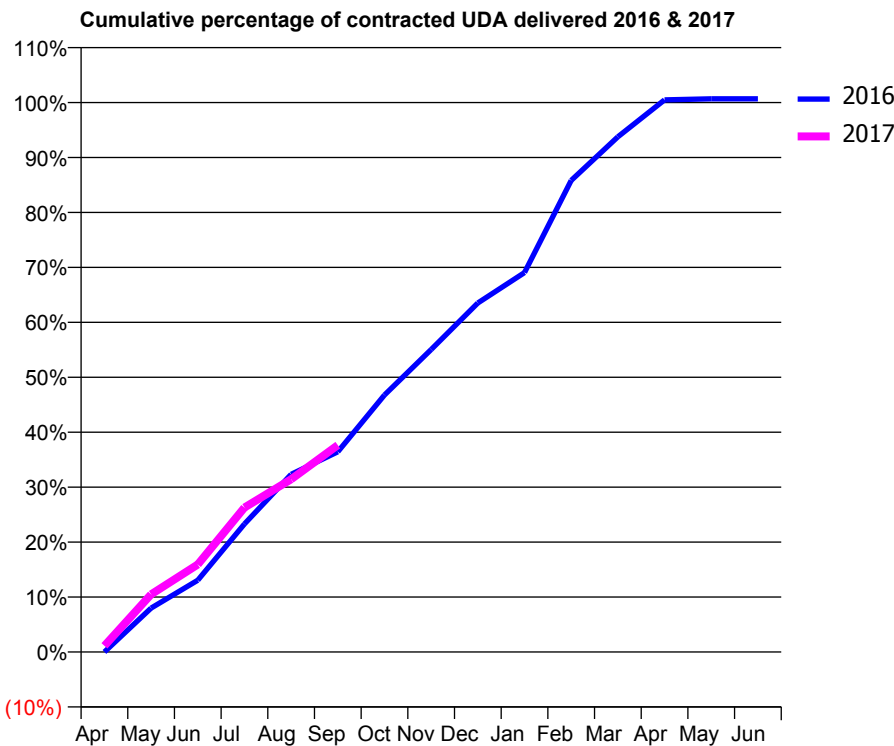
16/17 Contracted general activity (UDA)	2,069
Carry forward general activity (UDA)	0
16/17 Contracted orthodontic activity (UOA)	0
Carry forward orthodontic activity (UOA)	0
Baseline contract value	£50,851.68

ACCESS*

Patients seen in 24 months	Total	Change since previous quarter
Quarter ending September 2015	1,060	
Quarter ending December 2015	1,078	→
Quarter ending March 2016	1,131	↑
Quarter ending June 2016	1,182	↑
Quarter ending September 2016	1,188	→
Variance since September 2015	12.1%	↑



ACTIVITY



Month	Adjusted Scheduled Activity (UDA)	
	2016	2017
April	0	23
May	165	217
June	270	329
July	482	544
August	669	651
September	754	779
October	968	
November	1,139	
December	1,314	
January	1,429	
February	1,775	
March	1,940	
April	2,079	
May	2,083	
June	2,083	

QUALITY

	Quantity	Base Number	Contract	AT	Region	England
% of FP17s for the same patient ID Re-attending within 3 months - Children	19	226	8.4%	11.4%	12.0%	12.4%
% of FP17s for the same patient ID Re-attending within 3 months - Adults	142	582	24.4%	14.8%	15.9%	16.7%
% of FP17s for the same patient ID Re-attending between 3 & 9 months - Children	133	226	58.8%	55.6%	58.6%	57.4%
% of FP17s for the same patient ID Re-attending between 3 & 9 months - Adults	272	582	46.7%	48.1%	51.6%	50.5%
% of FP17s for Band 1 Urgent Courses	69	393	17.6%	8.3%	8.0%	9.1%
% of FP17s Relating to Free Repair or Replacements	1	393	0.3%	0.7%	0.8%	0.8%
% of FP17s Relating to Continuations	2	393	0.5%	1.0%	1.3%	1.3%
% of Patients satisfied with the dentistry they have received	1	1	N/A	94.0%	93.1%	93.2%
% of Patients satisfied with the time they had to wait for an appointment	1	1	N/A	87.5%	89.1%	89.0%

* This is based on patients treated on this contract for their most recent course of treatment. Figures in italics indicate the base number of FP17s or Patient Questionnaire responses are less than 100. N/A is shown where the base number of responses is less than 10 during the period. % is calculated as Quantity/Base number*100

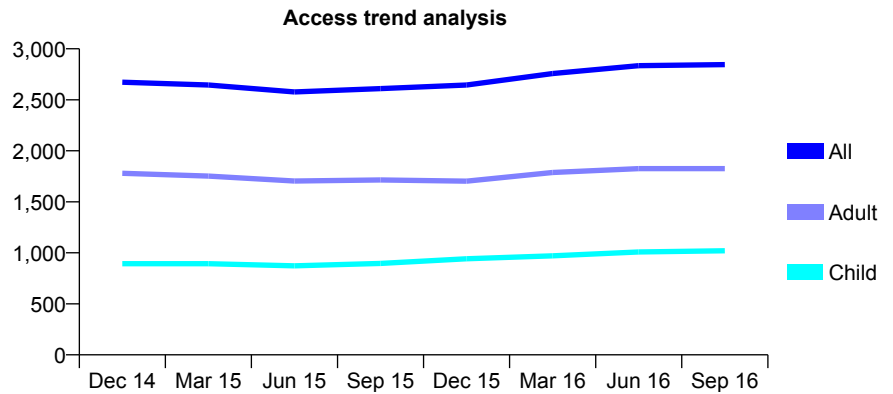
Q58 - Vital Signs At a Glance Contract Report for 631833/0001 - September 2016

Name or company name	MR SM JAGSI
Contract type name	GDS Contract
Purpose of contract	General
Contract start date	01/04/2006
Contract end date	

16/17 Contracted general activity (UDA)	10,312
Carry forward general activity (UDA)	0
16/17 Contracted orthodontic activity (UOA)	0
Carry forward orthodontic activity (UOA)	0
Baseline contract value	£324,610.44

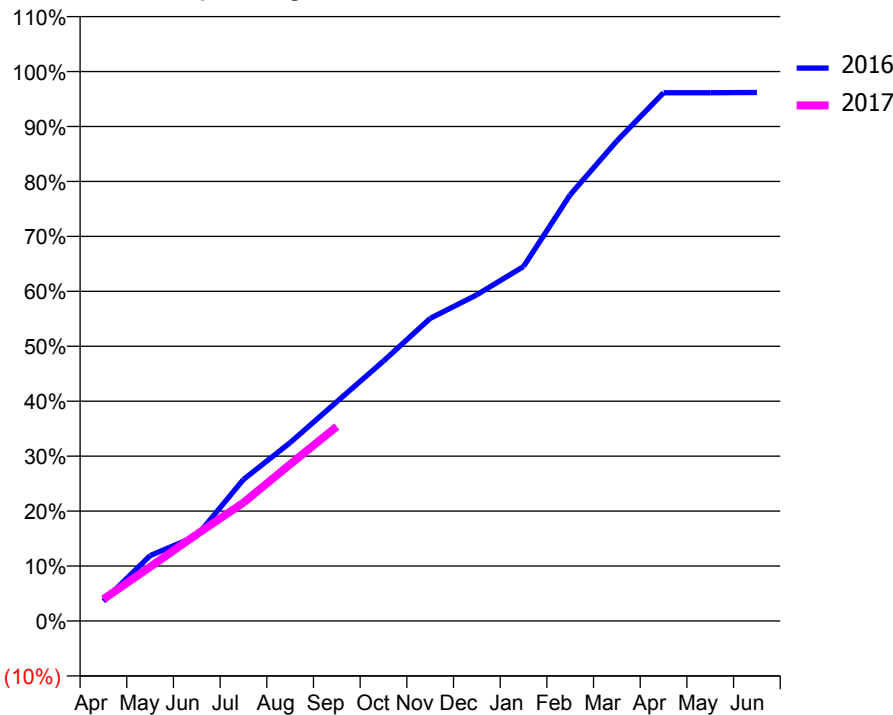
ACCESS*

Patients seen in 24 months	Total	Change since previous quarter
Quarter ending September 2015	2,610	
Quarter ending December 2015	2,645	→
Quarter ending March 2016	2,758	↑
Quarter ending June 2016	2,834	↑
Quarter ending September 2016	2,845	→
Variance since September 2015	9.0%	↑



ACTIVITY

Cumulative percentage of contracted UDA delivered 2016 & 2017



Month	Adjusted Scheduled Activity (UDA)	
	2016	2017
April	370	409
May	1,227	1,016
June	1,597	1,628
July	2,655	2,221
August	3,348	2,941
September	4,115	3,650
October	4,877	
November	5,680	
December	6,123	
January	6,653	
February	7,998	
March	9,009	
April	9,912	
May	9,912	
June	9,917	

QUALITY

	Quantity	Base Number	Contract	AT	Region	England
% of FP17s for the same patient ID Re-attending within 3 months - Children	53	660	8.0%	11.4%	12.0%	12.4%
% of FP17s for the same patient ID Re-attending within 3 months - Adults	226	1,046	21.6%	14.8%	15.9%	16.7%
% of FP17s for the same patient ID Re-attending between 3 & 9 months - Children	262	660	39.7%	55.6%	58.6%	57.4%
% of FP17s for the same patient ID Re-attending between 3 & 9 months - Adults	297	1,046	28.4%	48.1%	51.6%	50.5%
% of FP17s for Band 1 Urgent Courses	331	1,496	22.1%	8.3%	8.0%	9.1%
% of FP17s Relating to Free Repair or Replacements	9	1,496	0.6%	0.7%	0.8%	0.8%
% of FP17s Relating to Continuations	27	1,496	1.8%	1.0%	1.3%	1.3%
% of Patients satisfied with the dentistry they have received	3	3	N/A	94.0%	93.1%	93.2%
% of Patients satisfied with the time they had to wait for an appointment	3	3	N/A	87.5%	89.1%	89.0%

* This is based on patients treated on this contract for their most recent course of treatment. Figures in italics indicate the base number of FP17s or Patient Questionnaire responses are less than 100. N/A is shown where the base number of responses is less than 10 during the period. % is calculated as Quantity/Base number*100

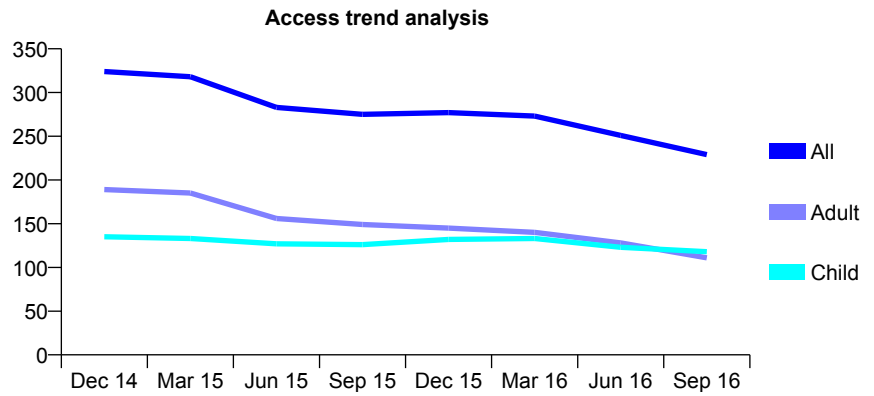
Q58 - Vital Signs At a Glance Contract Report for 636525/0001 - September 2016

Name or company name	MR RH GANATRA
Contract type name	GDS Contract
Purpose of contract	General
Contract start date	01/04/2006
Contract end date	

16/17 Contracted general activity (UDA)	500
Carry forward general activity (UDA)	0
16/17 Contracted orthodontic activity (UOA)	0
Carry forward orthodontic activity (UOA)	0
Baseline contract value	£14,137.06

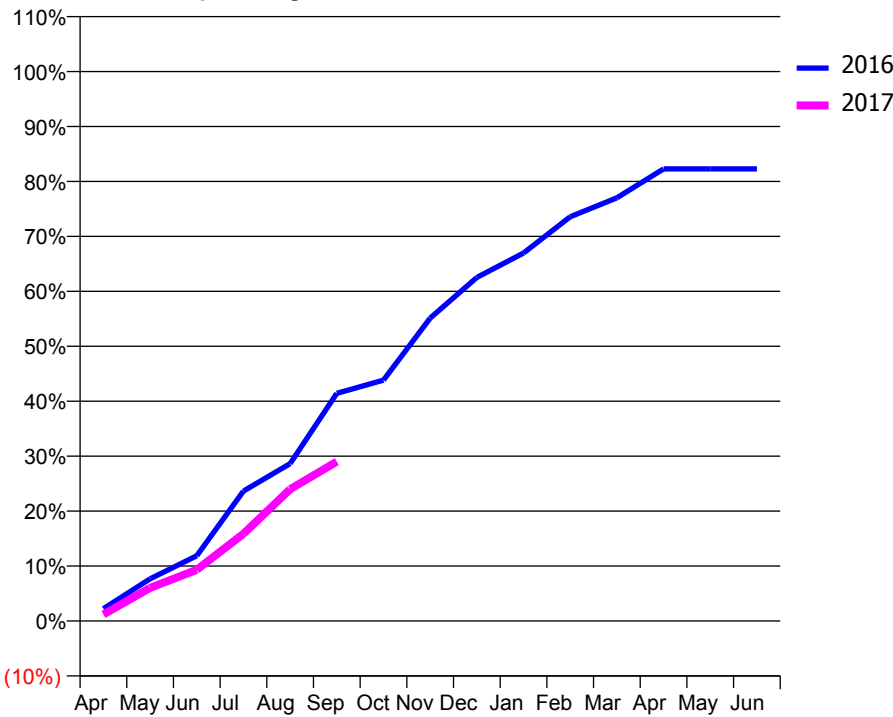
ACCESS*

Patients seen in 24 months	Total	Change since previous quarter
Quarter ending September 2015	275	
Quarter ending December 2015	277	→
Quarter ending March 2016	273	↓
Quarter ending June 2016	251	↓
Quarter ending September 2016	229	↓
Variance since September 2015	(16.7%)	↓



ACTIVITY

Cumulative percentage of contracted UDA delivered 2016 & 2017



Month	Adjusted Scheduled Activity (UDA)	
	2016	2017
April	11	6
May	38	30
June	59	47
July	118	79
August	143	120
September	207	145
October	219	
November	276	
December	313	
January	335	
February	368	
March	385	
April	411	
May	411	
June	411	

QUALITY

	Quantity	Base Number	Contract	AT	Region	England
% of FP17s for the same patient ID Re-attending within 3 months - Children	1	71	1.4%	11.4%	12.0%	12.4%
% of FP17s for the same patient ID Re-attending within 3 months - Adults	3	67	4.5%	14.8%	15.9%	16.7%
% of FP17s for the same patient ID Re-attending between 3 & 9 months - Children	46	71	64.8%	55.6%	58.6%	57.4%
% of FP17s for the same patient ID Re-attending between 3 & 9 months - Adults	33	67	49.3%	48.1%	51.6%	50.5%
% of FP17s for Band 1 Urgent Courses	10	121	8.3%	8.3%	8.0%	9.1%
% of FP17s Relating to Free Repair or Replacements	0	121	0.0%	0.7%	0.8%	0.8%
% of FP17s Relating to Continuations	0	121	0.0%	1.0%	1.3%	1.3%
% of Patients satisfied with the dentistry they have received	0	0	N/A	94.0%	93.1%	93.2%
% of Patients satisfied with the time they had to wait for an appointment	0	0	N/A	87.5%	89.1%	89.0%

* This is based on patients treated on this contract for their most recent course of treatment. Figures in italics indicate the base number of FP17s or Patient Questionnaire responses are less than 100. N/A is shown where the base number of responses is less than 10 during the period. % is calculated as Quantity/Base number*100

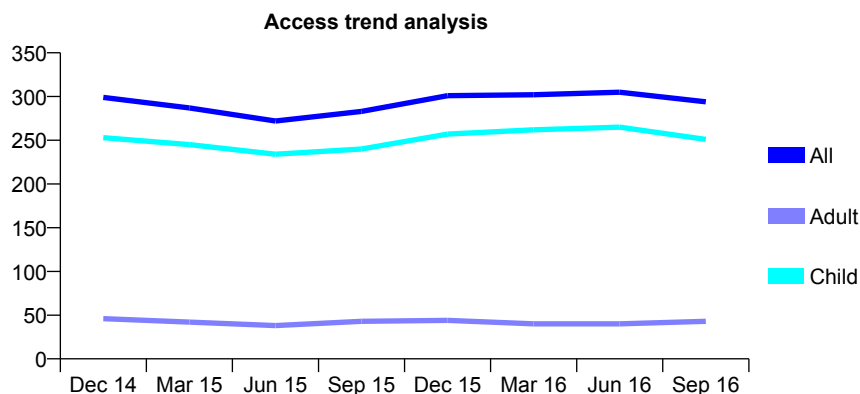
Q58 - Vital Signs At a Glance Contract Report for 638439/0001 - September 2016

Name or company name	MR B MILIJIC
Contract type name	GDS Contract
Purpose of contract	General
Contract start date	01/04/2006
Contract end date	

16/17 Contracted general activity (UDA)	710
Carry forward general activity (UDA)	0
16/17 Contracted orthodontic activity (UOA)	0
Carry forward orthodontic activity (UOA)	0
Baseline contract value	£17,959.64

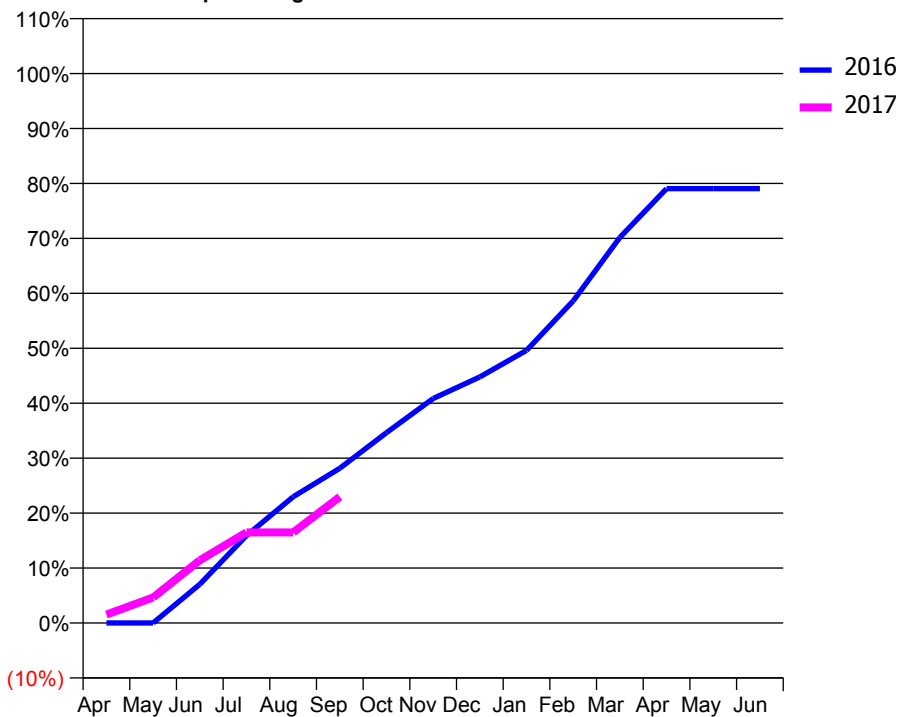
ACCESS*

Patients seen in 24 months	Total	Change since previous quarter
Quarter ending September 2015	283	
Quarter ending December 2015	301	↑
Quarter ending March 2016	302	→
Quarter ending June 2016	305	→
Quarter ending September 2016	294	↓
Variance since September 2015	3.9%	↑



ACTIVITY

Cumulative percentage of contracted UDA delivered 2016 & 2017



Adjusted Scheduled Activity (UDA)

Month	2016	2017
April	0	11
May	0	33
June	50	81
July	113	117
August	163	117
September	200	163
October	246	
November	290	
December	318	
January	352	
February	416	
March	498	
April	561	
May	561	
June	561	

QUALITY

	Quantity	Base Number	Contract	AT	Region	England
% of FP17s for the same patient ID Re-attending within 3 months - Children	20	159	12.6%	11.4%	12.0%	12.4%
% of FP17s for the same patient ID Re-attending within 3 months - Adults	0	8	0.0%	14.8%	15.9%	16.7%
% of FP17s for the same patient ID Re-attending between 3 & 9 months - Children	72	159	45.3%	55.6%	58.6%	57.4%
% of FP17s for the same patient ID Re-attending between 3 & 9 months - Adults	5	8	62.5%	48.1%	51.6%	50.5%
% of FP17s for Band 1 Urgent Courses	0	133	0.0%	8.3%	8.0%	9.1%
% of FP17s Relating to Free Repair or Replacements	0	133	0.0%	0.7%	0.8%	0.8%
% of FP17s Relating to Continuations	0	133	0.0%	1.0%	1.3%	1.3%
% of Patients satisfied with the dentistry they have received	0	0	N/A	94.0%	93.1%	93.2%
% of Patients satisfied with the time they had to wait for an appointment	0	0	N/A	87.5%	89.1%	89.0%

* This is based on patients treated on this contract for their most recent course of treatment. Figures in italics indicate the base number of FP17s or Patient Questionnaire responses are less than 100. N/A is shown where the base number of responses is less than 10 during the period. % is calculated as Quantity/Base number*100

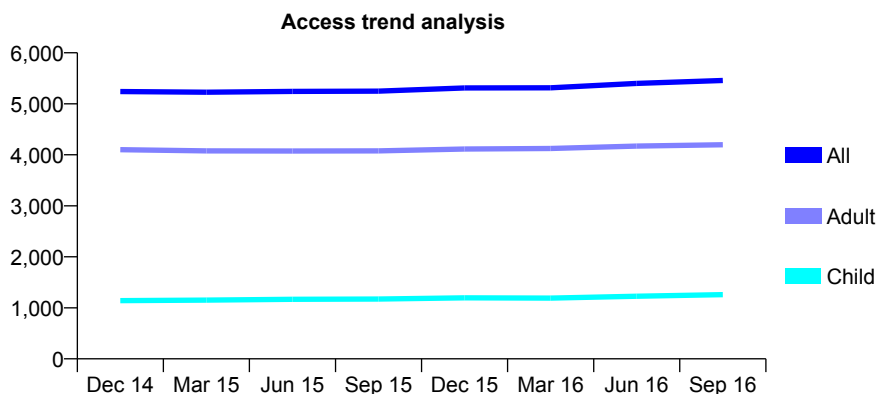
Q58 - Vital Signs At a Glance Contract Report for 643920/0001 - September 2016

Name or company name	MISS TA HAKIMJI
Contract type name	GDS Contract
Purpose of contract	General
Contract start date	01/03/2012
Contract end date	

16/17 Contracted general activity (UDA)	18,255
Carry forward general activity (UDA)	0
16/17 Contracted orthodontic activity (UOA)	0
Carry forward orthodontic activity (UOA)	0
Baseline contract value	£411,574.27

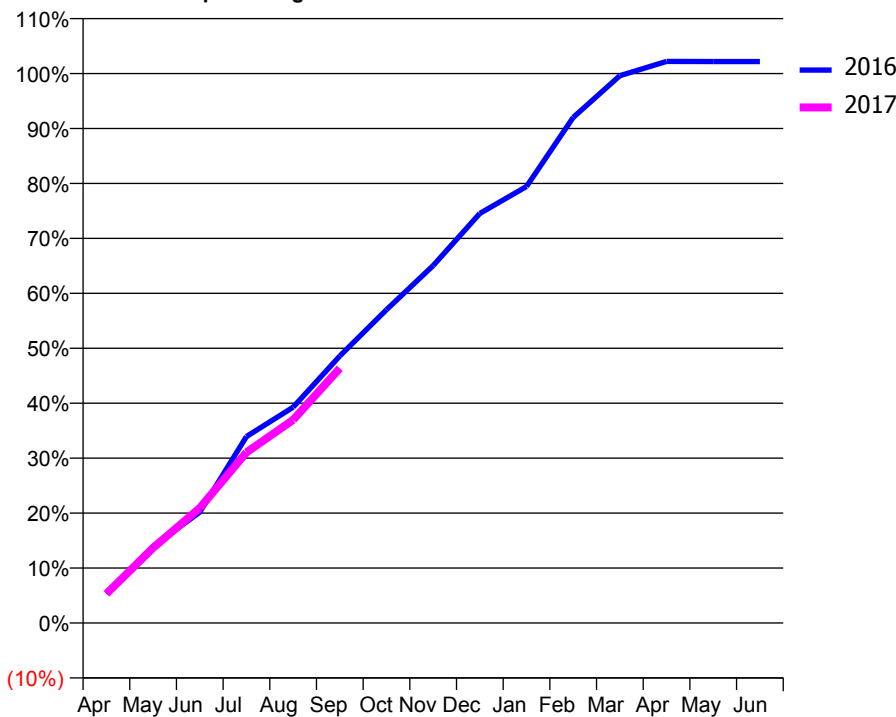
ACCESS*

Patients seen in 24 months	Total	Change since previous quarter
Quarter ending September 2015	5,248	
Quarter ending December 2015	5,310	→
Quarter ending March 2016	5,313	→
Quarter ending June 2016	5,399	→
Quarter ending September 2016	5,457	→
Variance since September 2015	4.0%	↑



ACTIVITY

Cumulative percentage of contracted UDA delivered 2016 & 2017



Month	Adjusted Scheduled Activity (UDA)	
	2016	2017
April	982	973
May	2,545	2,495
June	3,682	3,821
July	6,194	5,670
August	7,171	6,748
September	8,873	8,461
October	10,409	
November	11,875	
December	13,608	
January	14,501	
February	16,796	
March	18,183	
April	18,656	
May	18,654	
June	18,654	

QUALITY

	Quantity	Base Number	Contract	AT	Region	England
% of FP17s for the same patient ID Re-attending within 3 months - Children	101	1,187	8.5%	11.4%	12.0%	12.4%
% of FP17s for the same patient ID Re-attending within 3 months - Adults	367	3,281	11.2%	14.8%	15.9%	16.7%
% of FP17s for the same patient ID Re-attending between 3 & 9 months - Children	805	1,187	67.8%	55.6%	58.6%	57.4%
% of FP17s for the same patient ID Re-attending between 3 & 9 months - Adults	2,091	3,281	63.7%	48.1%	51.6%	50.5%
% of FP17s for Band 1 Urgent Courses	241	4,214	5.7%	8.3%	8.0%	9.1%
% of FP17s Relating to Free Repair or Replacements	5	4,214	0.1%	0.7%	0.8%	0.8%
% of FP17s Relating to Continuations	60	4,214	1.4%	1.0%	1.3%	1.3%
% of Patients satisfied with the dentistry they have received	6	6	N/A	94.0%	93.1%	93.2%
% of Patients satisfied with the time they had to wait for an appointment	5	6	N/A	87.5%	89.1%	89.0%

* This is based on patients treated on this contract for their most recent course of treatment. Figures in italics indicate the base number of FP17s or Patient Questionnaire responses are less than 100. N/A is shown where the base number of responses is less than 10 during the period. % is calculated as Quantity/Base number*100

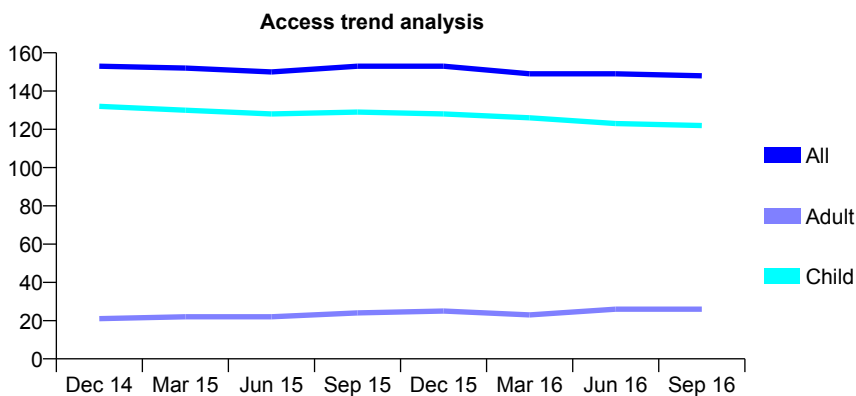
Q58 - Vital Signs At a Glance Contract Report for 649481/0001 - September 2016

Name or company name	MISS M DYTHAM
Contract type name	GDS Contract
Purpose of contract	General
Contract start date	01/04/2006
Contract end date	

16/17 Contracted general activity (UDA)	290
Carry forward general activity (UDA)	0
16/17 Contracted orthodontic activity (UOA)	0
Carry forward orthodontic activity (UOA)	0
Baseline contract value	£6,370.46

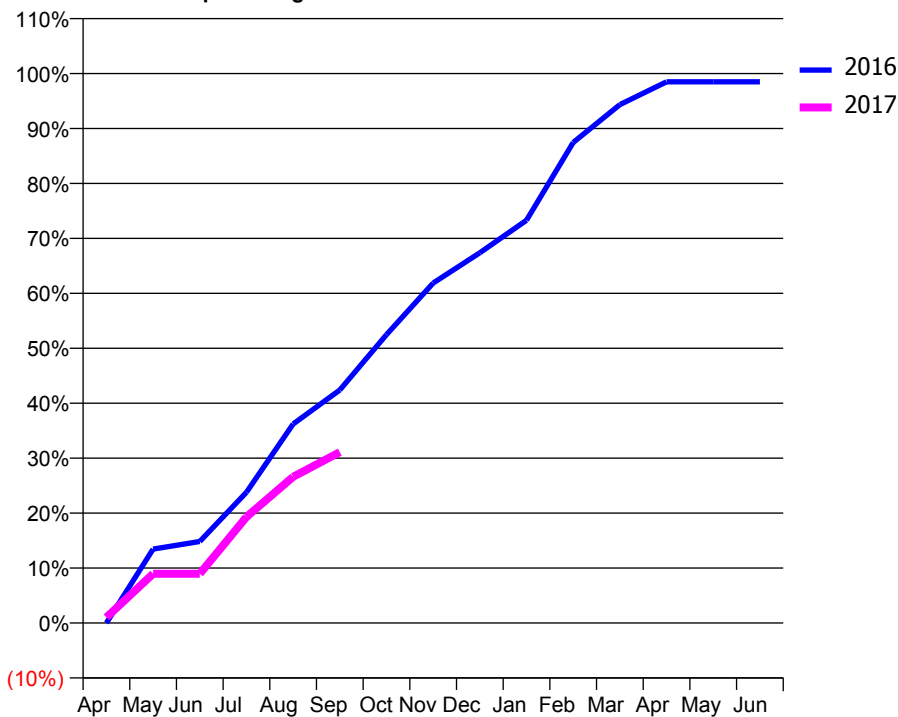
ACCESS*

Patients seen in 24 months	Total	Change since previous quarter
Quarter ending September 2015	153	
Quarter ending December 2015	153	→
Quarter ending March 2016	149	↓
Quarter ending June 2016	149	→
Quarter ending September 2016	148	→
Variance since September 2015	(3.3%)	↓



ACTIVITY

Cumulative percentage of contracted UDA delivered 2016 & 2017



Adjusted Scheduled Activity (UDA)

Month	2016	2017
April	0	3
May	39	26
June	43	26
July	69	56
August	105	77
September	123	90
October	152	
November	179	
December	195	
January	213	
February	254	
March	274	
April	286	
May	286	
June	286	

QUALITY

	Quantity	Base Number	Contract	AT	Region	England
% of FP17s for the same patient ID Re-attending within 3 months - Children	0	85	0.0%	11.4%	12.0%	12.4%
% of FP17s for the same patient ID Re-attending within 3 months - Adults	1	7	14.3%	14.8%	15.9%	16.7%
% of FP17s for the same patient ID Re-attending between 3 & 9 months - Children	71	85	83.5%	55.6%	58.6%	57.4%
% of FP17s for the same patient ID Re-attending between 3 & 9 months - Adults	5	7	71.4%	48.1%	51.6%	50.5%
% of FP17s for Band 1 Urgent Courses	1	82	1.2%	8.3%	8.0%	9.1%
% of FP17s Relating to Free Repair or Replacements	0	82	0.0%	0.7%	0.8%	0.8%
% of FP17s Relating to Continuations	0	82	0.0%	1.0%	1.3%	1.3%
% of Patients satisfied with the dentistry they have received	0	0	N/A	94.0%	93.1%	93.2%
% of Patients satisfied with the time they had to wait for an appointment	0	0	N/A	87.5%	89.1%	89.0%

* This is based on patients treated on this contract for their most recent course of treatment. Figures in italics indicate the base number of FP17s or Patient Questionnaire responses are less than 100. N/A is shown where the base number of responses is less than 10 during the period. % is calculated as Quantity/Base number*100

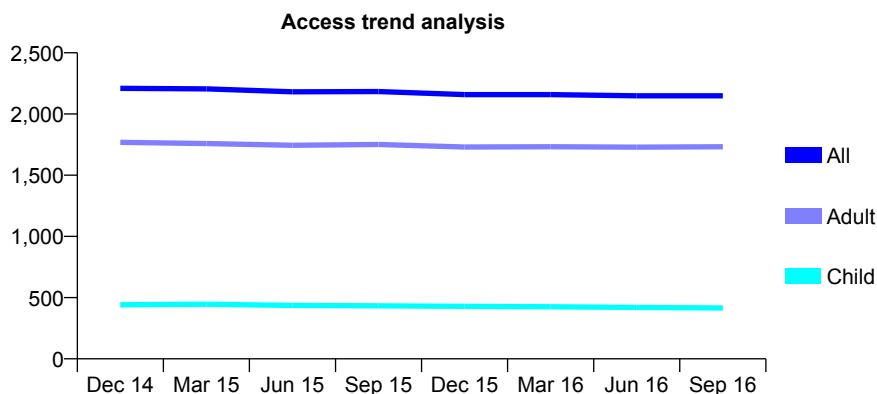
Q58 - Vital Signs At a Glance Contract Report for 650692/0001 - September 2016

Name or company name	MR AE DEITSCH
Contract type name	GDS Contract
Purpose of contract	General
Contract start date	01/04/2006
Contract end date	

16/17 Contracted general activity (UDA)	6,885
Carry forward general activity (UDA)	0
16/17 Contracted orthodontic activity (UOA)	0
Carry forward orthodontic activity (UOA)	0
Baseline contract value	£171,450.96

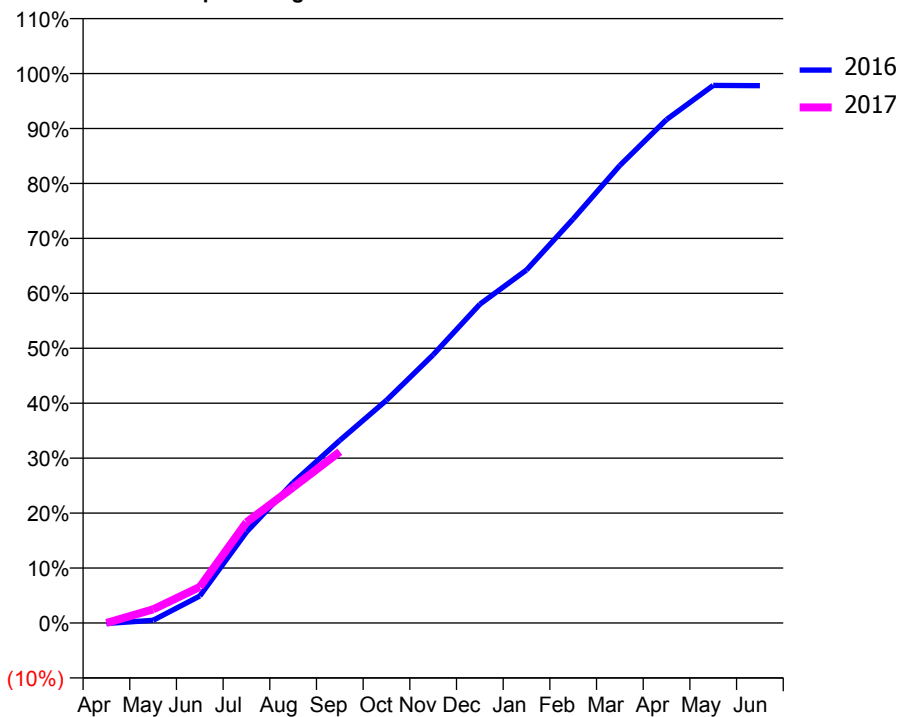
ACCESS*

Patients seen in 24 months	Total	Change since previous quarter
Quarter ending September 2015	2,184	
Quarter ending December 2015	2,159	↓
Quarter ending March 2016	2,158	→
Quarter ending June 2016	2,149	→
Quarter ending September 2016	2,149	→
Variance since September 2015	(1.6%)	↓



ACTIVITY

Cumulative percentage of contracted UDA delivered 2016 & 2017



Month	Adjusted Scheduled Activity (UDA)	
	2016	2017
April	-8	0
May	34	171
June	338	452
July	1,140	1,263
August	1,760	1,701
September	2,289	2,146
October	2,791	
November	3,362	
December	3,994	
January	4,423	
February	5,063	
March	5,733	
April	6,308	
May	6,735	
June	6,733	

QUALITY

	Quantity	Base Number	Contract	AT	Region	England
% of FP17s for the same patient ID Re-attending within 3 months - Children	17	252	6.7%	11.4%	12.0%	12.4%
% of FP17s for the same patient ID Re-attending within 3 months - Adults	273	1,241	22.0%	14.8%	15.9%	16.7%
% of FP17s for the same patient ID Re-attending between 3 & 9 months - Children	116	252	46.0%	55.6%	58.6%	57.4%
% of FP17s for the same patient ID Re-attending between 3 & 9 months - Adults	548	1,241	44.2%	48.1%	51.6%	50.5%
% of FP17s for Band 1 Urgent Courses	96	991	9.7%	8.3%	8.0%	9.1%
% of FP17s Relating to Free Repair or Replacements	22	991	2.2%	0.7%	0.8%	0.8%
% of FP17s Relating to Continuations	25	991	2.5%	1.0%	1.3%	1.3%
% of Patients satisfied with the dentistry they have received	0	0	N/A	94.0%	93.1%	93.2%
% of Patients satisfied with the time they had to wait for an appointment	0	0	N/A	87.5%	89.1%	89.0%

* This is based on patients treated on this contract for their most recent course of treatment. Figures in italics indicate the base number of FP17s or Patient Questionnaire responses are less than 100. N/A is shown where the base number of responses is less than 10 during the period. % is calculated as Quantity/Base number*100

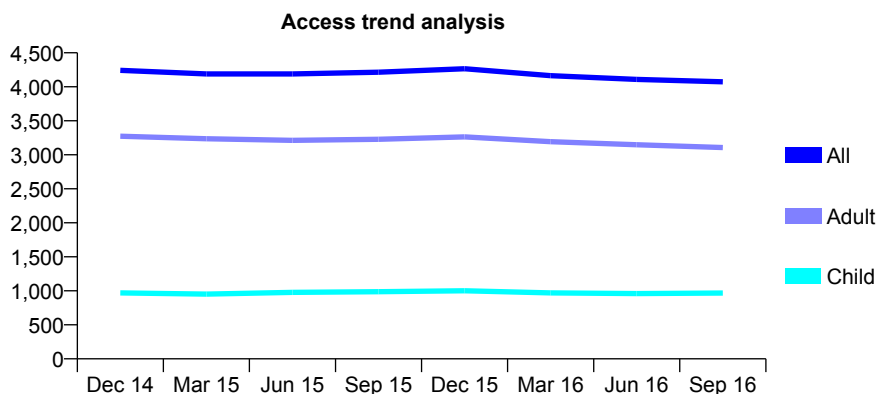
Q58 - Vital Signs At a Glance Contract Report for 657050/0001 - September 2016

Name or company name	MR ME FRIEDMANN
Contract type name	GDS Contract
Purpose of contract	General
Contract start date	01/04/2006
Contract end date	

16/17 Contracted general activity (UDA)	11,624
Carry forward general activity (UDA)	0
16/17 Contracted orthodontic activity (UOA)	0
Carry forward orthodontic activity (UOA)	0
Baseline contract value	£279,806.01

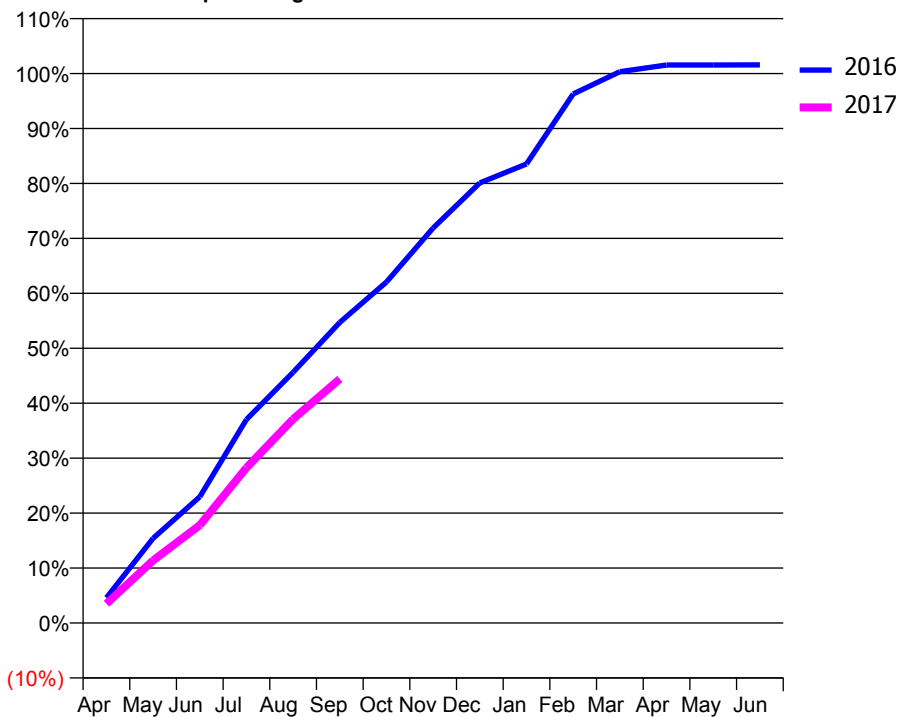
ACCESS*

Patients seen in 24 months	Total	Change since previous quarter
Quarter ending September 2015	4,215	
Quarter ending December 2015	4,265	→
Quarter ending March 2016	4,163	↓
Quarter ending June 2016	4,108	↓
Quarter ending September 2016	4,074	→
Variance since September 2015	(3.3%)	↓



ACTIVITY

Cumulative percentage of contracted UDA delivered 2016 & 2017



Month	Adjusted Scheduled Activity (UDA)	
	2016	2017
April	535	407
May	1,793	1,324
June	2,669	2,069
July	4,306	3,285
August	5,305	4,313
September	6,360	5,164
October	7,214	
November	8,356	
December	9,311	
January	9,710	
February	11,192	
March	11,662	
April	11,805	
May	11,805	
June	11,806	

QUALITY

	Quantity	Base Number	Contract	AT	Region	England
% of FP17s for the same patient ID Re-attending within 3 months - Children	54	769	7.0%	11.4%	12.0%	12.4%
% of FP17s for the same patient ID Re-attending within 3 months - Adults	294	2,357	12.5%	14.8%	15.9%	16.7%
% of FP17s for the same patient ID Re-attending between 3 & 9 months - Children	372	769	48.4%	55.6%	58.6%	57.4%
% of FP17s for the same patient ID Re-attending between 3 & 9 months - Adults	1,353	2,357	57.4%	48.1%	51.6%	50.5%
% of FP17s for Band 1 Urgent Courses	278	3,077	9.0%	8.3%	8.0%	9.1%
% of FP17s Relating to Free Repair or Replacements	27	3,077	0.9%	0.7%	0.8%	0.8%
% of FP17s Relating to Continuations	17	3,077	0.6%	1.0%	1.3%	1.3%
% of Patients satisfied with the dentistry they have received	2	2	N/A	94.0%	93.1%	93.2%
% of Patients satisfied with the time they had to wait for an appointment	2	2	N/A	87.5%	89.1%	89.0%

* This is based on patients treated on this contract for their most recent course of treatment. Figures in italics indicate the base number of FP17s or Patient Questionnaire responses are less than 100. N/A is shown where the base number of responses is less than 10 during the period. % is calculated as Quantity/Base number*100

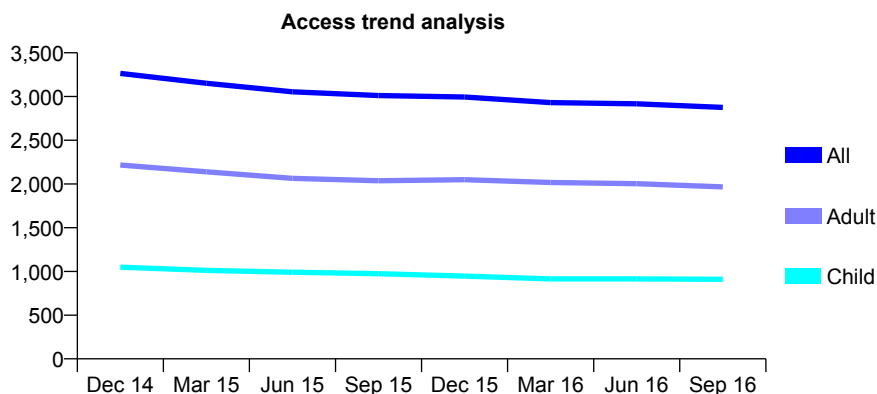
Q58 - Vital Signs At a Glance Contract Report for 658189/0002 - September 2016

Name or company name	MR MP BROOKS
Contract type name	GDS Contract
Purpose of contract	General
Contract start date	01/04/2007
Contract end date	

16/17 Contracted general activity (UDA)	7,883
Carry forward general activity (UDA)	0
16/17 Contracted orthodontic activity (UOA)	0
Carry forward orthodontic activity (UOA)	0
Baseline contract value	£168,656.09

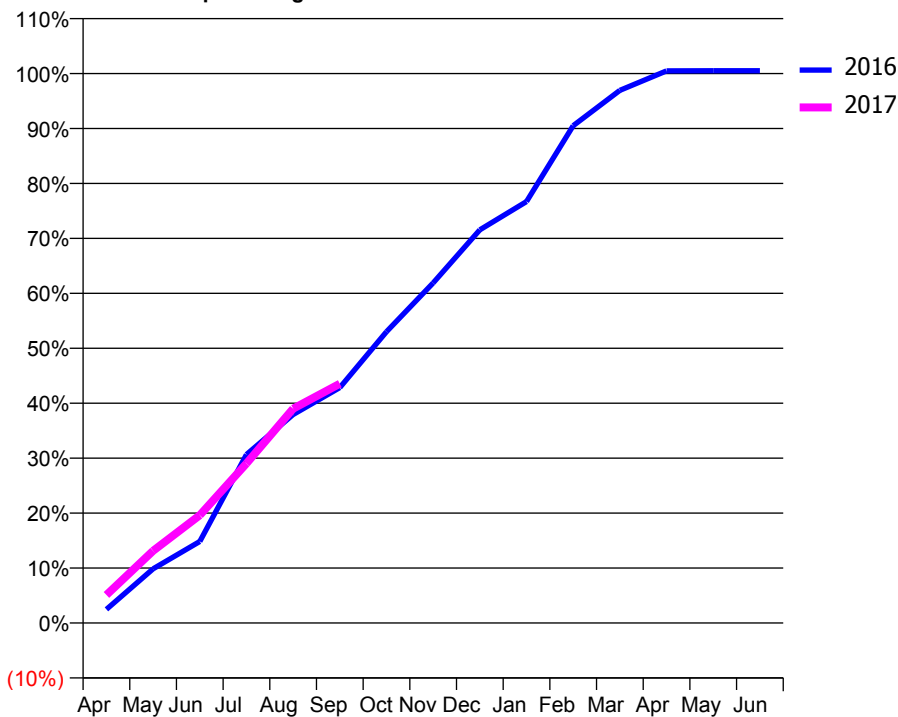
ACCESS*

Patients seen in 24 months	Total	Change since previous quarter
Quarter ending September 2015	3,011	
Quarter ending December 2015	2,995	→
Quarter ending March 2016	2,931	↓
Quarter ending June 2016	2,917	→
Quarter ending September 2016	2,875	↓
Variance since September 2015	(4.5%)	↓



ACTIVITY

Cumulative percentage of contracted UDA delivered 2016 & 2017



Month	Adjusted Scheduled Activity (UDA)	
	2016	2017
April	196	402
May	778	1,035
June	1,170	1,547
July	2,417	2,290
August	2,991	3,075
September	3,378	3,432
October	4,179	
November	4,880	
December	5,641	
January	6,046	
February	7,134	
March	7,641	
April	7,921	
May	7,922	
June	7,923	

QUALITY

	Quantity	Base Number	Contract	AT	Region	England
% of FP17s for the same patient ID Re-attending within 3 months - Children	31	714	4.3%	11.4%	12.0%	12.4%
% of FP17s for the same patient ID Re-attending within 3 months - Adults	230	1,487	15.5%	14.8%	15.9%	16.7%
% of FP17s for the same patient ID Re-attending between 3 & 9 months - Children	405	714	56.7%	55.6%	58.6%	57.4%
% of FP17s for the same patient ID Re-attending between 3 & 9 months - Adults	908	1,487	61.1%	48.1%	51.6%	50.5%
% of FP17s for Band 1 Urgent Courses	96	2,073	4.6%	8.3%	8.0%	9.1%
% of FP17s Relating to Free Repair or Replacements	38	2,073	1.8%	0.7%	0.8%	0.8%
% of FP17s Relating to Continuations	12	2,073	0.6%	1.0%	1.3%	1.3%
% of Patients satisfied with the dentistry they have received	2	2	N/A	94.0%	93.1%	93.2%
% of Patients satisfied with the time they had to wait for an appointment	2	2	N/A	87.5%	89.1%	89.0%

* This is based on patients treated on this contract for their most recent course of treatment. Figures in italics indicate the base number of FP17s or Patient Questionnaire responses are less than 100. N/A is shown where the base number of responses is less than 10 during the period. % is calculated as Quantity/Base number*100

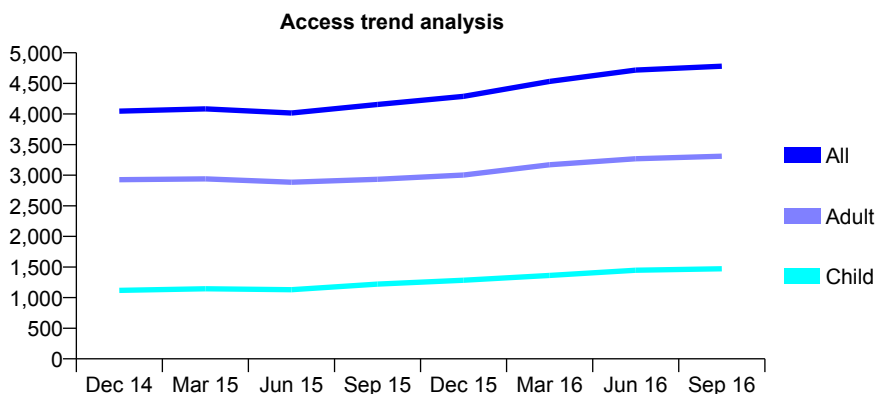
Q58 - Vital Signs At a Glance Contract Report for 658332/0001 - September 2016

Name or company name	MR SN PATEL
Contract type name	GDS Contract
Purpose of contract	General
Contract start date	01/04/2006
Contract end date	

16/17 Contracted general activity (UDA)	13,020
Carry forward general activity (UDA)	0
16/17 Contracted orthodontic activity (UOA)	0
Carry forward orthodontic activity (UOA)	0
Baseline contract value	£384,672.68

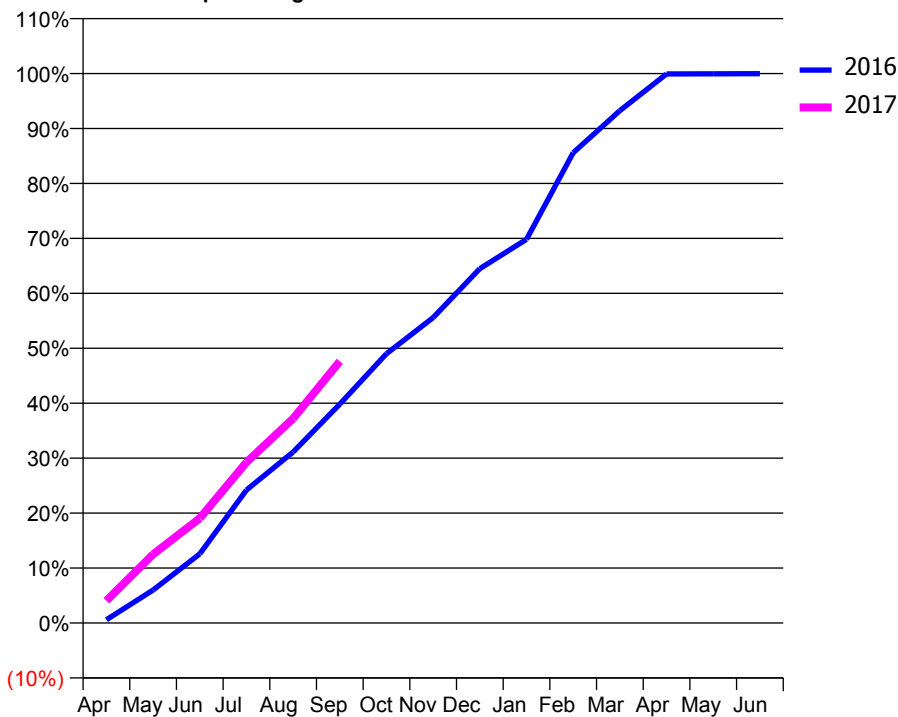
ACCESS*

Patients seen in 24 months	Total	Change since previous quarter
Quarter ending September 2015	4,155	
Quarter ending December 2015	4,288	↑
Quarter ending March 2016	4,533	↑
Quarter ending June 2016	4,718	↑
Quarter ending September 2016	4,782	→
Variance since September 2015	15.1%	↑



ACTIVITY

Cumulative percentage of contracted UDA delivered 2016 & 2017



Month	Adjusted Scheduled Activity (UDA)	
	2016	2017
April	75	529
May	754	1,629
June	1,582	2,482
July	3,044	3,810
August	3,913	4,845
September	5,007	6,200
October	6,161	
November	6,989	
December	8,108	
January	8,779	
February	10,760	
March	11,723	
April	12,562	
May	12,566	
June	12,569	

QUALITY

	Quantity	Base Number	Contract	AT	Region	England
% of FP17s for the same patient ID Re-attending within 3 months - Children	66	909	7.3%	11.4%	12.0%	12.4%
% of FP17s for the same patient ID Re-attending within 3 months - Adults	328	2,038	16.1%	14.8%	15.9%	16.7%
% of FP17s for the same patient ID Re-attending between 3 & 9 months - Children	295	909	32.5%	55.6%	58.6%	57.4%
% of FP17s for the same patient ID Re-attending between 3 & 9 months - Adults	674	2,038	33.1%	48.1%	51.6%	50.5%
% of FP17s for Band 1 Urgent Courses	343	2,668	12.9%	8.3%	8.0%	9.1%
% of FP17s Relating to Free Repair or Replacements	5	2,668	0.2%	0.7%	0.8%	0.8%
% of FP17s Relating to Continuations	15	2,668	0.6%	1.0%	1.3%	1.3%
% of Patients satisfied with the dentistry they have received	4	4	N/A	94.0%	93.1%	93.2%
% of Patients satisfied with the time they had to wait for an appointment	4	4	N/A	87.5%	89.1%	89.0%

* This is based on patients treated on this contract for their most recent course of treatment. Figures in italics indicate the base number of FP17s or Patient Questionnaire responses are less than 100. N/A is shown where the base number of responses is less than 10 during the period. % is calculated as Quantity/Base number*100

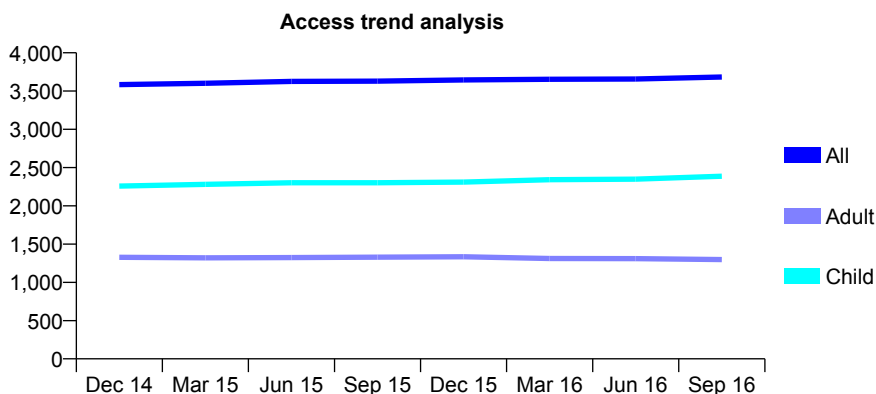
Q58 - Vital Signs At a Glance Contract Report for 660035/0001 - September 2016

Name or company name	MISS PE DESMOND
Contract type name	GDS Contract
Purpose of contract	General
Contract start date	01/04/2006
Contract end date	

16/17 Contracted general activity (UDA)	9,000
Carry forward general activity (UDA)	0
16/17 Contracted orthodontic activity (UOA)	0
Carry forward orthodontic activity (UOA)	0
Baseline contract value	£225,124.16

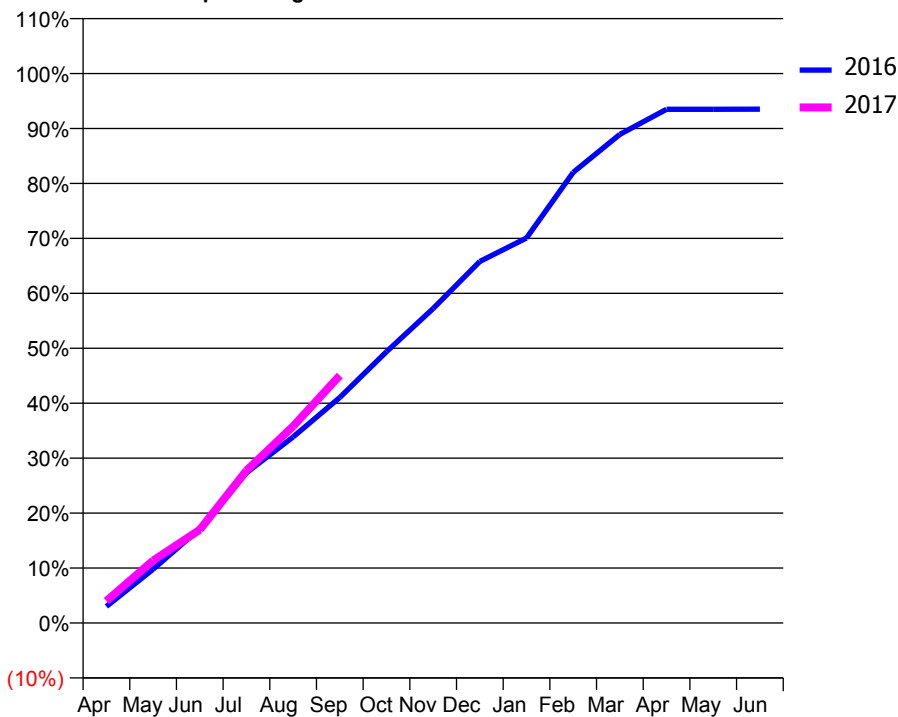
ACCESS*

Patients seen in 24 months	Total	Change since previous quarter
Quarter ending September 2015	3,630	
Quarter ending December 2015	3,646	→
Quarter ending March 2016	3,654	→
Quarter ending June 2016	3,658	→
Quarter ending September 2016	3,684	→
Variance since September 2015	1.5%	→



ACTIVITY

Cumulative percentage of contracted UDA delivered 2016 & 2017



Month	Adjusted Scheduled Activity (UDA)	
	2016	2017
April	273	360
May	881	1,023
June	1,545	1,528
July	2,461	2,498
August	3,048	3,222
September	3,695	4,054
October	4,444	
November	5,150	
December	5,923	
January	6,306	
February	7,382	
March	8,002	
April	8,414	
May	8,415	
June	8,416	

QUALITY

	Quantity	Base Number	Contract	AT	Region	England
% of FP17s for the same patient ID Re-attending within 3 months - Children	124	1,711	7.2%	11.4%	12.0%	12.4%
% of FP17s for the same patient ID Re-attending within 3 months - Adults	188	845	22.2%	14.8%	15.9%	16.7%
% of FP17s for the same patient ID Re-attending between 3 & 9 months - Children	763	1,711	44.6%	55.6%	58.6%	57.4%
% of FP17s for the same patient ID Re-attending between 3 & 9 months - Adults	434	845	51.4%	48.1%	51.6%	50.5%
% of FP17s for Band 1 Urgent Courses	136	2,340	5.8%	8.3%	8.0%	9.1%
% of FP17s Relating to Free Repair or Replacements	0	2,340	0.0%	0.7%	0.8%	0.8%
% of FP17s Relating to Continuations	60	2,340	2.6%	1.0%	1.3%	1.3%
% of Patients satisfied with the dentistry they have received	2	2	N/A	94.0%	93.1%	93.2%
% of Patients satisfied with the time they had to wait for an appointment	2	2	N/A	87.5%	89.1%	89.0%

* This is based on patients treated on this contract for their most recent course of treatment. Figures in italics indicate the base number of FP17s or Patient Questionnaire responses are less than 100. N/A is shown where the base number of responses is less than 10 during the period. % is calculated as Quantity/Base number*100

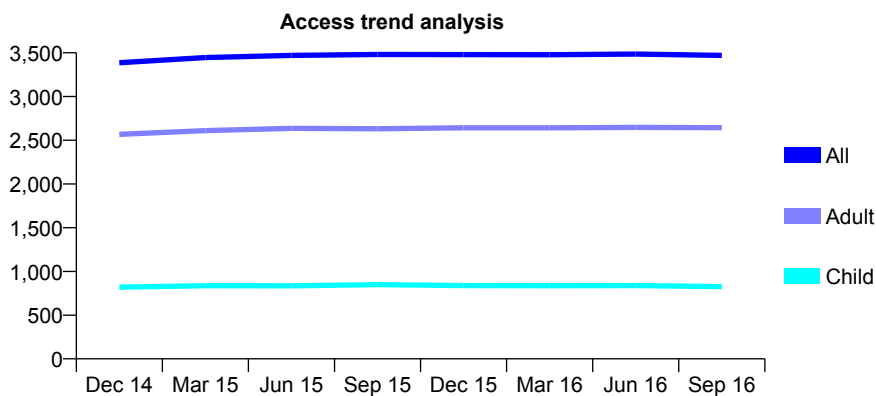
Q58 - Vital Signs At a Glance Contract Report for 660361/0001 - September 2016

Name or company name	MRS SK RAJANI
Contract type name	GDS Contract
Purpose of contract	General
Contract start date	01/04/2006
Contract end date	

16/17 Contracted general activity (UDA)	11,012
Carry forward general activity (UDA)	0
16/17 Contracted orthodontic activity (UOA)	0
Carry forward orthodontic activity (UOA)	0
Baseline contract value	£277,823.81

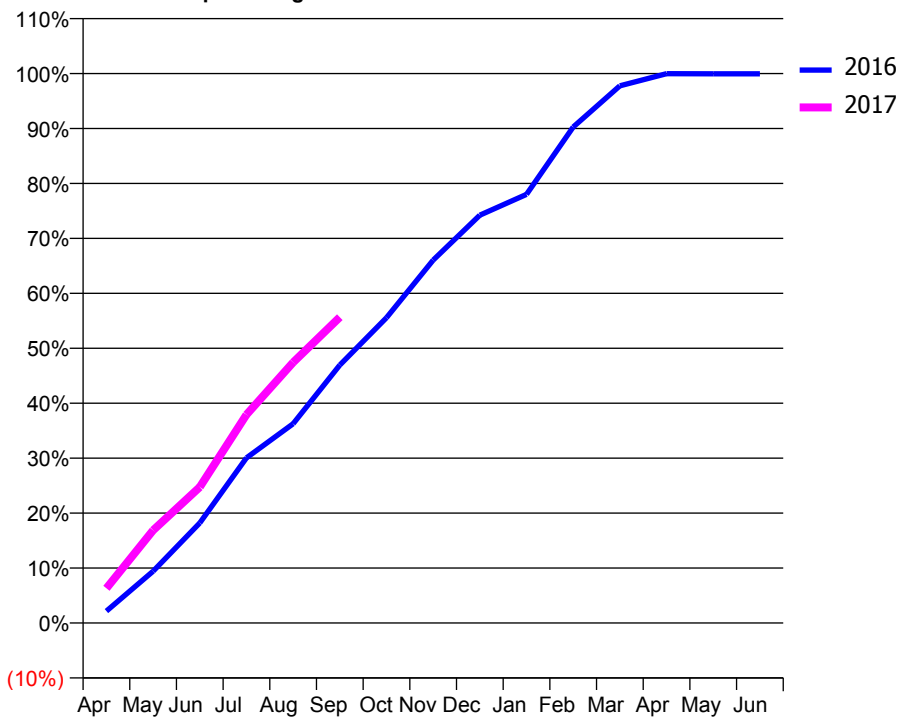
ACCESS*

Patients seen in 24 months	Total	Change since previous quarter
Quarter ending September 2015	3,481	
Quarter ending December 2015	3,480	→
Quarter ending March 2016	3,478	→
Quarter ending June 2016	3,485	→
Quarter ending September 2016	3,470	→
Variance since September 2015	(0.3%)	→



ACTIVITY

Cumulative percentage of contracted UDA delivered 2016 & 2017



Adjusted Scheduled Activity (UDA)

Month	2016	2017
April	238	697
May	1,038	1,859
June	2,005	2,723
July	3,309	4,176
August	3,995	5,222
September	5,169	6,129
October	6,118	
November	7,271	
December	8,172	
January	8,591	
February	9,938	
March	10,766	
April	11,008	
May	11,005	
June	11,005	

QUALITY

	Quantity	Base Number	Contract	AT	Region	England
% of FP17s for the same patient ID Re-attending within 3 months - Children	89	629	14.1%	11.4%	12.0%	12.4%
% of FP17s for the same patient ID Re-attending within 3 months - Adults	374	1,935	19.3%	14.8%	15.9%	16.7%
% of FP17s for the same patient ID Re-attending between 3 & 9 months - Children	308	629	49.0%	55.6%	58.6%	57.4%
% of FP17s for the same patient ID Re-attending between 3 & 9 months - Adults	899	1,935	46.5%	48.1%	51.6%	50.5%
% of FP17s for Band 1 Urgent Courses	237	2,452	9.7%	8.3%	8.0%	9.1%
% of FP17s Relating to Free Repair or Replacements	0	2,452	0.0%	0.7%	0.8%	0.8%
% of FP17s Relating to Continuations	64	2,452	2.6%	1.0%	1.3%	1.3%
% of Patients satisfied with the dentistry they have received	2	3	N/A	94.0%	93.1%	93.2%
% of Patients satisfied with the time they had to wait for an appointment	3	3	N/A	87.5%	89.1%	89.0%

* This is based on patients treated on this contract for their most recent course of treatment. Figures in italics indicate the base number of FP17s or Patient Questionnaire responses are less than 100. N/A is shown where the base number of responses is less than 10 during the period. % is calculated as Quantity/Base number*100

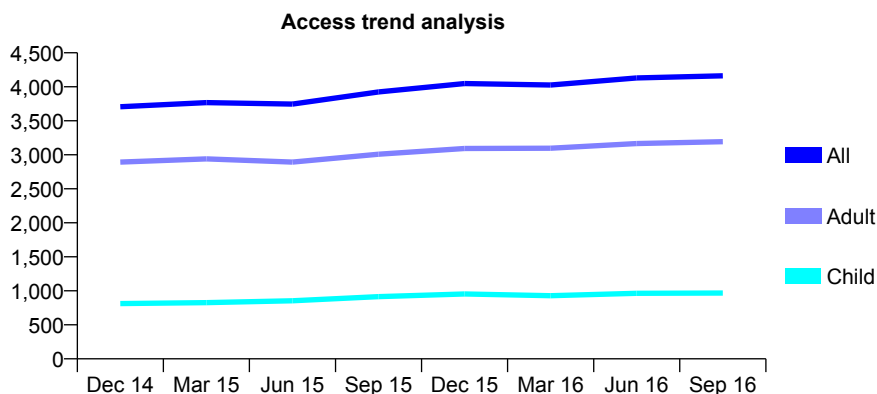
Q58 - Vital Signs At a Glance Contract Report for 673110/0001 - September 2016

Name or company name	MR MH BALKHI
Contract type name	GDS Contract
Purpose of contract	General
Contract start date	01/04/2006
Contract end date	

16/17 Contracted general activity (UDA)	8,940
Carry forward general activity (UDA)	0
16/17 Contracted orthodontic activity (UOA)	0
Carry forward orthodontic activity (UOA)	0
Baseline contract value	£220,466.43

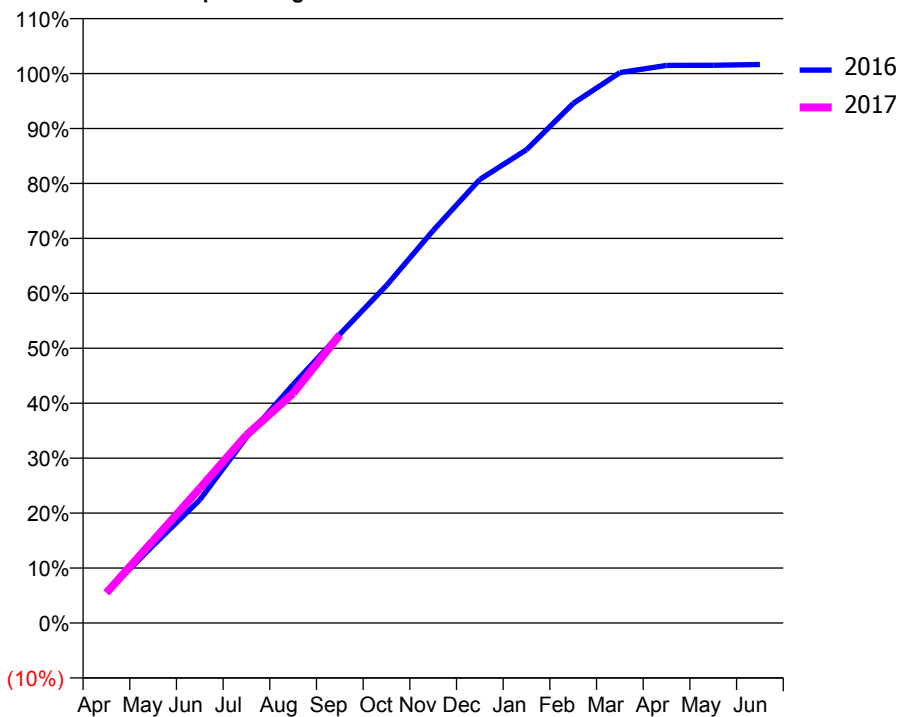
ACCESS*

Patients seen in 24 months	Total	Change since previous quarter
Quarter ending September 2015	3,924	
Quarter ending December 2015	4,048	↑
Quarter ending March 2016	4,026	→
Quarter ending June 2016	4,130	↑
Quarter ending September 2016	4,162	→
Variance since September 2015	6.1%	↑



ACTIVITY

Cumulative percentage of contracted UDA delivered 2016 & 2017



Adjusted Scheduled Activity (UDA)

Month	2016	2017
April	494	491
May	1,262	1,340
June	2,003	2,189
July	3,021	3,058
August	3,881	3,737
September	4,697	4,690
October	5,492	
November	6,386	
December	7,217	
January	7,701	
February	8,453	
March	8,954	
April	9,071	
May	9,075	
June	9,087	

QUALITY

	Quantity	Base Number	Contract	AT	Region	England
% of FP17s for the same patient ID Re-attending within 3 months - Children	19	722	2.6%	11.4%	12.0%	12.4%
% of FP17s for the same patient ID Re-attending within 3 months - Adults	106	1,948	5.4%	14.8%	15.9%	16.7%
% of FP17s for the same patient ID Re-attending between 3 & 9 months - Children	410	722	56.8%	55.6%	58.6%	57.4%
% of FP17s for the same patient ID Re-attending between 3 & 9 months - Adults	1,048	1,948	53.8%	48.1%	51.6%	50.5%
% of FP17s for Band 1 Urgent Courses	93	2,586	3.6%	8.3%	8.0%	9.1%
% of FP17s Relating to Free Repair or Replacements	3	2,586	0.1%	0.7%	0.8%	0.8%
% of FP17s Relating to Continuations	2	2,586	0.1%	1.0%	1.3%	1.3%
% of Patients satisfied with the dentistry they have received	2	2	N/A	94.0%	93.1%	93.2%
% of Patients satisfied with the time they had to wait for an appointment	2	2	N/A	87.5%	89.1%	89.0%

* This is based on patients treated on this contract for their most recent course of treatment. Figures in italics indicate the base number of FP17s or Patient Questionnaire responses are less than 100. N/A is shown where the base number of responses is less than 10 during the period. % is calculated as Quantity/Base number*100

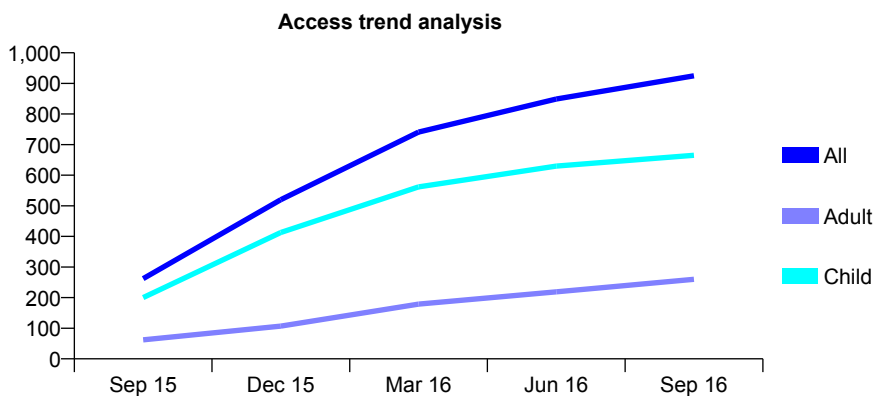
Q58 - Vital Signs At a Glance Contract Report for 674052/0001 - September 2016

Name or company name	MR RL JONES
Contract type name	GDS Contract
Purpose of contract	General
Contract start date	13/07/2015
Contract end date	

16/17 Contracted general activity (UDA)	1,936
Carry forward general activity (UDA)	0
16/17 Contracted orthodontic activity (UOA)	0
Carry forward orthodontic activity (UOA)	0
Baseline contract value	£45,446.18

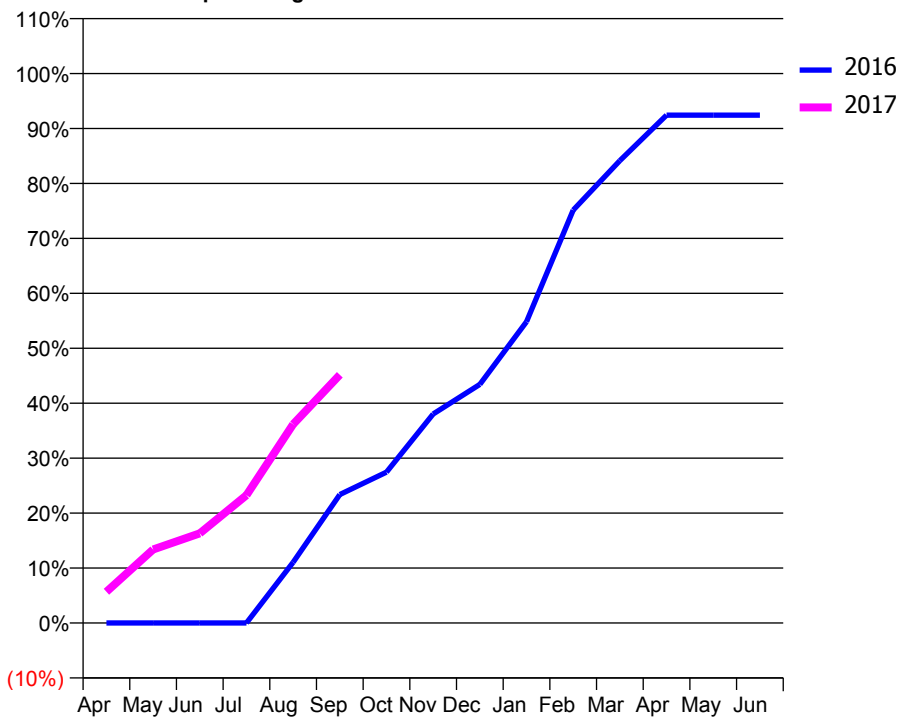
ACCESS*

Patients seen in 24 months	Total	Change since previous quarter
Quarter ending September 2015	262	
Quarter ending December 2015	520	↑
Quarter ending March 2016	741	↑
Quarter ending June 2016	849	↑
Quarter ending September 2016	925	↑
Variance since September 2015	253.1%	↑



ACTIVITY

Cumulative percentage of contracted UDA delivered 2016 & 2017



Adjusted Scheduled Activity (UDA)

Month	2016	2017
April	0	110
May	0	259
June	0	316
July	0	450
August	158	700
September	334	875
October	393	
November	544	
December	621	
January	784	
February	1,074	
March	1,203	
April	1,322	
May	1,322	
June	1,322	

QUALITY

	Quantity	Base Number	Contract	AT	Region	England
% of FP17s for the same patient ID Re-attending within 3 months - Children	32	547	5.9%	11.4%	12.0%	12.4%
% of FP17s for the same patient ID Re-attending within 3 months - Adults	13	153	8.5%	14.8%	15.9%	16.7%
% of FP17s for the same patient ID Re-attending between 3 & 9 months - Children	244	547	44.6%	55.6%	58.6%	57.4%
% of FP17s for the same patient ID Re-attending between 3 & 9 months - Adults	58	153	37.9%	48.1%	51.6%	50.5%
% of FP17s for Band 1 Urgent Courses	3	640	0.5%	8.3%	8.0%	9.1%
% of FP17s Relating to Free Repair or Replacements	3	640	0.5%	0.7%	0.8%	0.8%
% of FP17s Relating to Continuations	1	640	0.2%	1.0%	1.3%	1.3%
% of Patients satisfied with the dentistry they have received	0	0	N/A	94.0%	93.1%	93.2%
% of Patients satisfied with the time they had to wait for an appointment	0	0	N/A	87.5%	89.1%	89.0%

* This is based on patients treated on this contract for their most recent course of treatment. Figures in italics indicate the base number of FP17s or Patient Questionnaire responses are less than 100. N/A is shown where the base number of responses is less than 10 during the period. % is calculated as Quantity/Base number*100

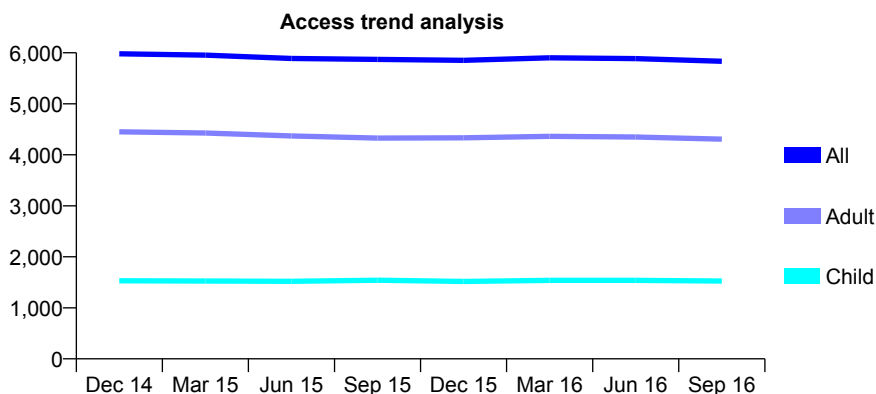
Q58 - Vital Signs At a Glance Contract Report for 674079/0002 - September 2016

Name or company name	MR R KHAN
Contract type name	GDS Contract
Purpose of contract	General
Contract start date	01/06/2009
Contract end date	

16/17 Contracted general activity (UDA)	17,558
Carry forward general activity (UDA)	0
16/17 Contracted orthodontic activity (UOA)	0
Carry forward orthodontic activity (UOA)	0
Baseline contract value	£460,412.61

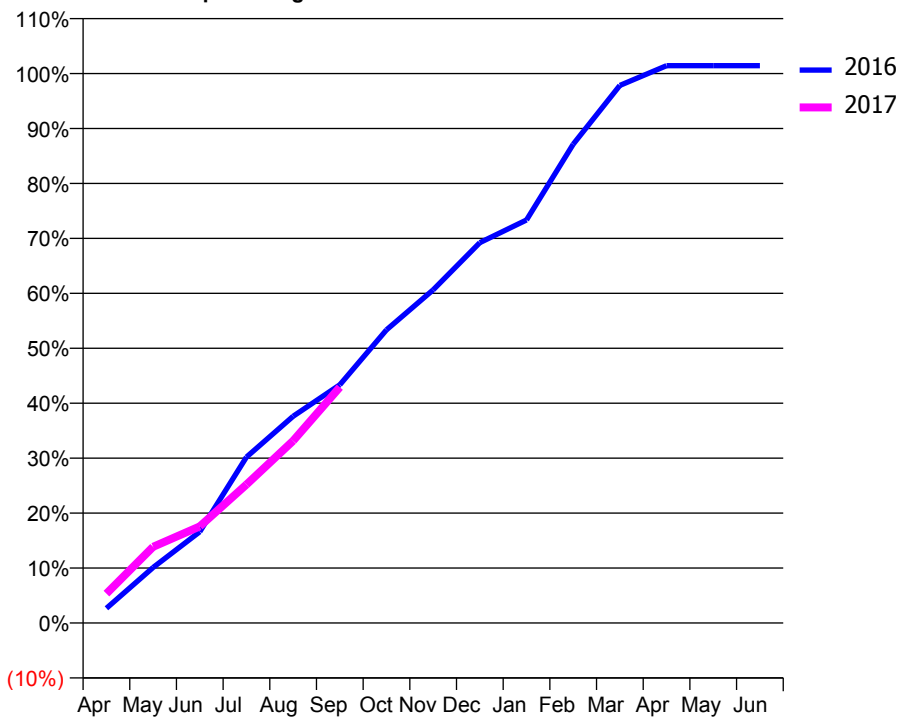
ACCESS*

Patients seen in 24 months	Total	Change since previous quarter
Quarter ending September 2015	5,871	
Quarter ending December 2015	5,852	→
Quarter ending March 2016	5,901	→
Quarter ending June 2016	5,887	→
Quarter ending September 2016	5,833	→
Variance since September 2015	(0.6%)	→



ACTIVITY

Cumulative percentage of contracted UDA delivered 2016 & 2017



Month	Adjusted Scheduled Activity (UDA)	
	2016	2017
April	471	941
May	1,773	2,437
June	2,918	3,089
July	5,304	4,426
August	6,608	5,820
September	7,614	7,534
October	9,368	
November	10,645	
December	12,152	
January	12,877	
February	15,297	
March	17,177	
April	17,807	
May	17,807	
June	17,808	

QUALITY

	Quantity	Base Number	Contract	AT	Region	England
% of FP17s for the same patient ID Re-attending within 3 months - Children	78	901	8.7%	11.4%	12.0%	12.4%
% of FP17s for the same patient ID Re-attending within 3 months - Adults	348	2,606	13.4%	14.8%	15.9%	16.7%
% of FP17s for the same patient ID Re-attending between 3 & 9 months - Children	411	901	45.6%	55.6%	58.6%	57.4%
% of FP17s for the same patient ID Re-attending between 3 & 9 months - Adults	1,268	2,606	48.7%	48.1%	51.6%	50.5%
% of FP17s for Band 1 Urgent Courses	93	3,275	2.8%	8.3%	8.0%	9.1%
% of FP17s Relating to Free Repair or Replacements	38	3,275	1.2%	0.7%	0.8%	0.8%
% of FP17s Relating to Continuations	19	3,275	0.6%	1.0%	1.3%	1.3%
% of Patients satisfied with the dentistry they have received	3	3	N/A	94.0%	93.1%	93.2%
% of Patients satisfied with the time they had to wait for an appointment	3	3	N/A	87.5%	89.1%	89.0%

* This is based on patients treated on this contract for their most recent course of treatment. Figures in italics indicate the base number of FP17s or Patient Questionnaire responses are less than 100. N/A is shown where the base number of responses is less than 10 during the period. % is calculated as Quantity/Base number*100

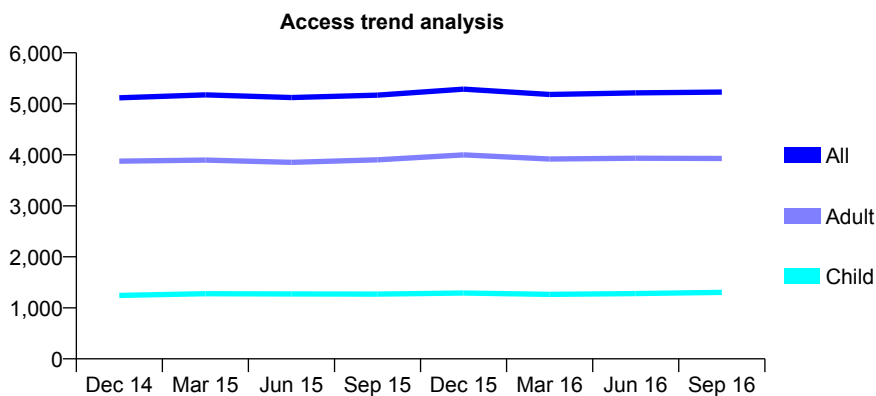
Q58 - Vital Signs At a Glance Contract Report for 676802/0001 - September 2016

Name or company name	MR B MOHAMMAD-AGHAEI
Contract type name	GDS Contract
Purpose of contract	General
Contract start date	01/04/2006
Contract end date	

16/17 Contracted general activity (UDA)	16,076
Carry forward general activity (UDA)	0
16/17 Contracted orthodontic activity (UOA)	0
Carry forward orthodontic activity (UOA)	0
Baseline contract value	£388,054.02

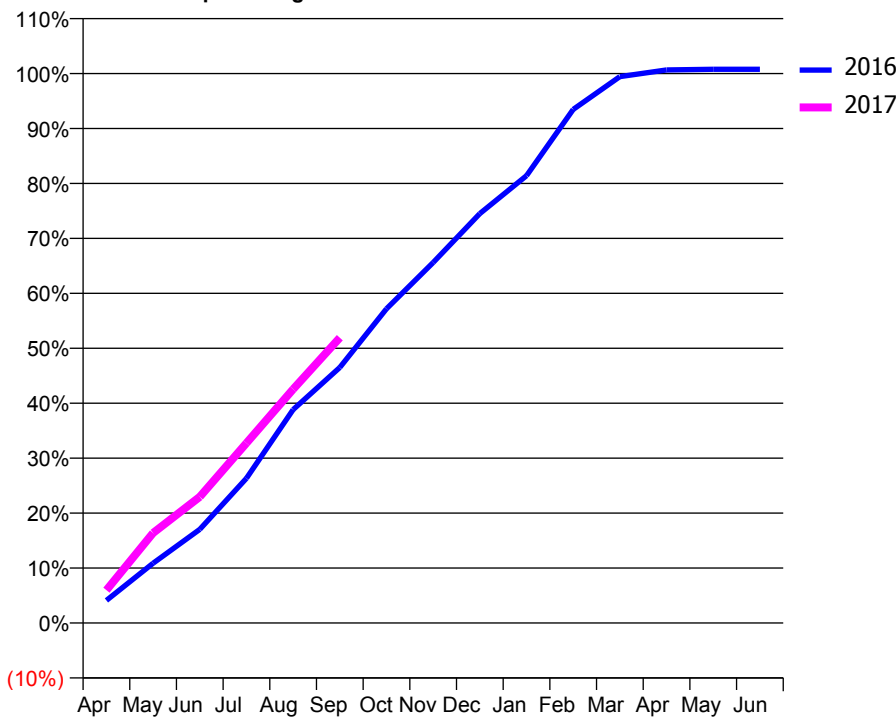
ACCESS*

Patients seen in 24 months	Total	Change since previous quarter
Quarter ending September 2015	5,170	
Quarter ending December 2015	5,287	↑
Quarter ending March 2016	5,182	↓
Quarter ending June 2016	5,214	→
Quarter ending September 2016	5,229	→
Variance since September 2015	1.1%	→



ACTIVITY

Cumulative percentage of contracted UDA delivered 2016 & 2017



Month	Adjusted Scheduled Activity (UDA)	
	2016	2017
April	661	963
May	1,750	2,637
June	2,739	3,694
July	4,233	5,265
August	6,246	6,841
September	7,477	8,346
October	9,194	
November	10,548	
December	11,979	
January	13,088	
February	15,024	
March	15,985	
April	16,181	
May	16,198	
June	16,198	

QUALITY

	Quantity	Base Number	Contract	AT	Region	England
% of FP17s for the same patient ID Re-attending within 3 months - Children	38	884	4.3%	11.4%	12.0%	12.4%
% of FP17s for the same patient ID Re-attending within 3 months - Adults	282	2,560	11.0%	14.8%	15.9%	16.7%
% of FP17s for the same patient ID Re-attending between 3 & 9 months - Children	455	884	51.5%	55.6%	58.6%	57.4%
% of FP17s for the same patient ID Re-attending between 3 & 9 months - Adults	1,223	2,560	47.8%	48.1%	51.6%	50.5%
% of FP17s for Band 1 Urgent Courses	236	3,332	7.1%	8.3%	8.0%	9.1%
% of FP17s Relating to Free Repair or Replacements	50	3,332	1.5%	0.7%	0.8%	0.8%
% of FP17s Relating to Continuations	23	3,332	0.7%	1.0%	1.3%	1.3%
% of Patients satisfied with the dentistry they have received	3	4	N/A	94.0%	93.1%	93.2%
% of Patients satisfied with the time they had to wait for an appointment	4	4	N/A	87.5%	89.1%	89.0%

* This is based on patients treated on this contract for their most recent course of treatment. Figures in italics indicate the base number of FP17s or Patient Questionnaire responses are less than 100. N/A is shown where the base number of responses is less than 10 during the period. % is calculated as Quantity/Base number*100

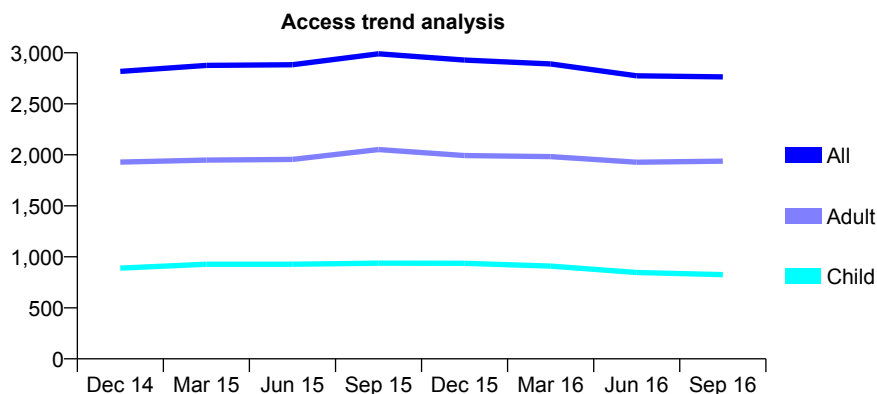
Q58 - Vital Signs At a Glance Contract Report for 688789/0002 - September 2016

Name or company name	MRS N SHAH
Contract type name	GDS Contract
Purpose of contract	General
Contract start date	01/04/2009
Contract end date	

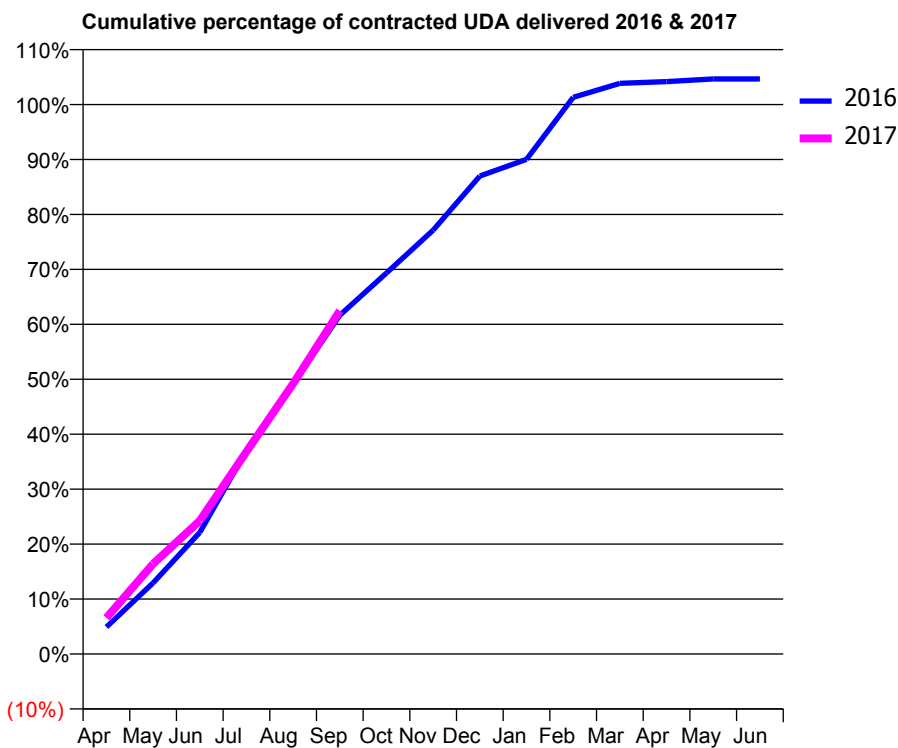
16/17 Contracted general activity (UDA)	4,900
Carry forward general activity (UDA)	0
16/17 Contracted orthodontic activity (UOA)	0
Carry forward orthodontic activity (UOA)	0
Baseline contract value	£126,124.86

ACCESS*

Patients seen in 24 months	Total	Change since previous quarter
Quarter ending September 2015	2,990	
Quarter ending December 2015	2,929	↓
Quarter ending March 2016	2,891	↓
Quarter ending June 2016	2,774	↓
Quarter ending September 2016	2,764	→
Variance since September 2015	(7.6%)	↓



ACTIVITY



Month	Adjusted Scheduled Activity (UDA)	
	2016	2017
April	241	323
May	634	804
June	1,084	1,188
July	1,815	1,804
August	2,407	2,410
September	3,021	3,061
October	3,398	
November	3,780	
December	4,262	
January	4,411	
February	4,964	
March	5,088	
April	5,104	
May	5,128	
June	5,128	

QUALITY

	Quantity	Base Number	Contract	AT	Region	England
% of FP17s for the same patient ID Re-attending within 3 months - Children	32	578	5.5%	11.4%	12.0%	12.4%
% of FP17s for the same patient ID Re-attending within 3 months - Adults	115	1,184	9.7%	14.8%	15.9%	16.7%
% of FP17s for the same patient ID Re-attending between 3 & 9 months - Children	336	578	58.1%	55.6%	58.6%	57.4%
% of FP17s for the same patient ID Re-attending between 3 & 9 months - Adults	251	1,184	21.2%	48.1%	51.6%	50.5%
% of FP17s for Band 1 Urgent Courses	144	1,733	8.3%	8.3%	8.0%	9.1%
% of FP17s Relating to Free Repair or Replacements	1	1,733	0.1%	0.7%	0.8%	0.8%
% of FP17s Relating to Continuations	9	1,733	0.5%	1.0%	1.3%	1.3%
% of Patients satisfied with the dentistry they have received	2	2	N/A	94.0%	93.1%	93.2%
% of Patients satisfied with the time they had to wait for an appointment	2	2	N/A	87.5%	89.1%	89.0%

* This is based on patients treated on this contract for their most recent course of treatment. Figures in italics indicate the base number of FP17s or Patient Questionnaire responses are less than 100. N/A is shown where the base number of responses is less than 10 during the period. % is calculated as Quantity/Base number*100

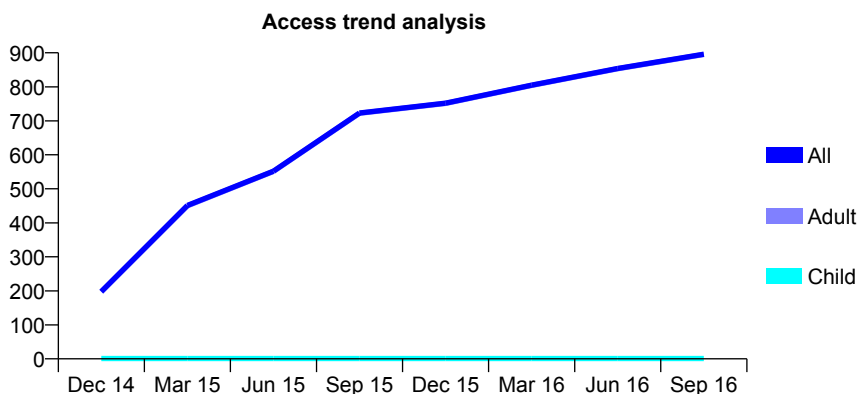
Q58 - Vital Signs At a Glance Contract Report for 688789/0004 - September 2016

Name or company name	MRS N SHAH
Contract type name	PDS Contract
Purpose of contract	General
Contract start date	01/09/2014
Contract end date	31/08/2017

16/17 Contracted general activity (UDA)	1,719
Carry forward general activity (UDA)	0
16/17 Contracted orthodontic activity (UOA)	0
Carry forward orthodontic activity (UOA)	0
Baseline contract value	£64,840.68

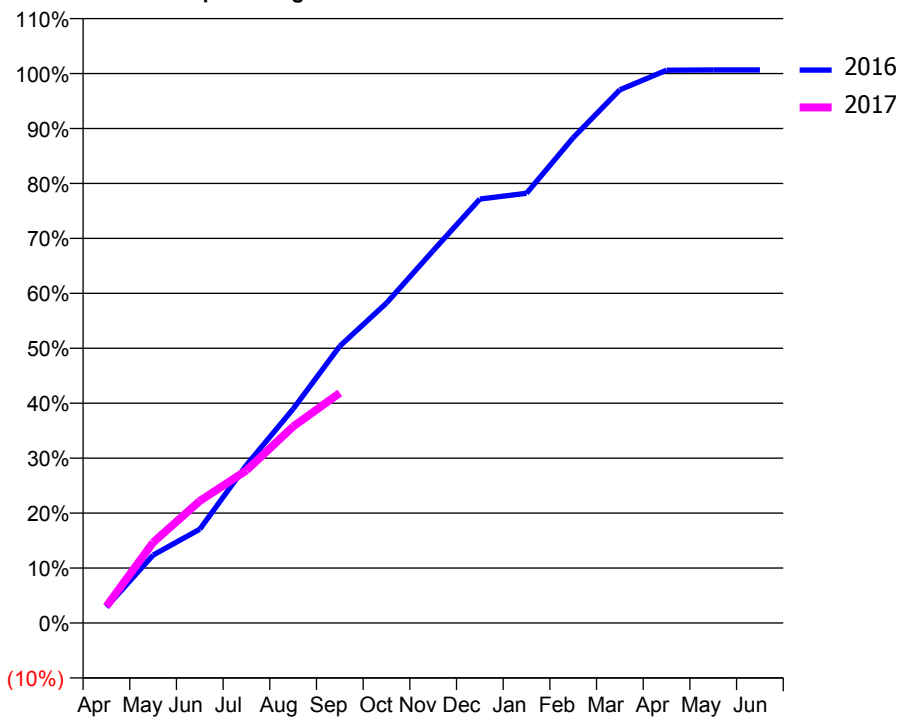
ACCESS*

Patients seen in 24 months	Total	Change since previous quarter
Quarter ending September 2015	723	
Quarter ending December 2015	752	↑
Quarter ending March 2016	805	↑
Quarter ending June 2016	854	↑
Quarter ending September 2016	896	↑
Variance since September 2015	23.9%	↑



ACTIVITY

Cumulative percentage of contracted UDA delivered 2016 & 2017



Adjusted Scheduled Activity (UDA)

Month	2016	2017
April	45	52
May	191	252
June	264	382
July	445	478
August	603	615
September	780	720
October	901	
November	1,049	
December	1,194	
January	1,210	
February	1,367	
March	1,502	
April	1,557	
May	1,558	
June	1,558	

QUALITY

	Quantity	Base Number	Contract	AT	Region	England
% of FP17s for the same patient ID Re-attending within 3 months - Children	0	0	N/A	11.4%	12.0%	12.4%
% of FP17s for the same patient ID Re-attending within 3 months - Adults	29	350	8.3%	14.8%	15.9%	16.7%
% of FP17s for the same patient ID Re-attending between 3 & 9 months - Children	0	0	N/A	55.6%	58.6%	57.4%
% of FP17s for the same patient ID Re-attending between 3 & 9 months - Adults	141	350	40.3%	48.1%	51.6%	50.5%
% of FP17s for Band 1 Urgent Courses	13	331	3.9%	8.3%	8.0%	9.1%
% of FP17s Relating to Free Repair or Replacements	0	331	0.0%	0.7%	0.8%	0.8%
% of FP17s Relating to Continuations	1	331	0.3%	1.0%	1.3%	1.3%
% of Patients satisfied with the dentistry they have received	2	2	N/A	94.0%	93.1%	93.2%
% of Patients satisfied with the time they had to wait for an appointment	2	2	N/A	87.5%	89.1%	89.0%

* This is based on patients treated on this contract for their most recent course of treatment. Figures in italics indicate the base number of FP17s or Patient Questionnaire responses are less than 100. N/A is shown where the base number of responses is less than 10 during the period. % is calculated as Quantity/Base number*100

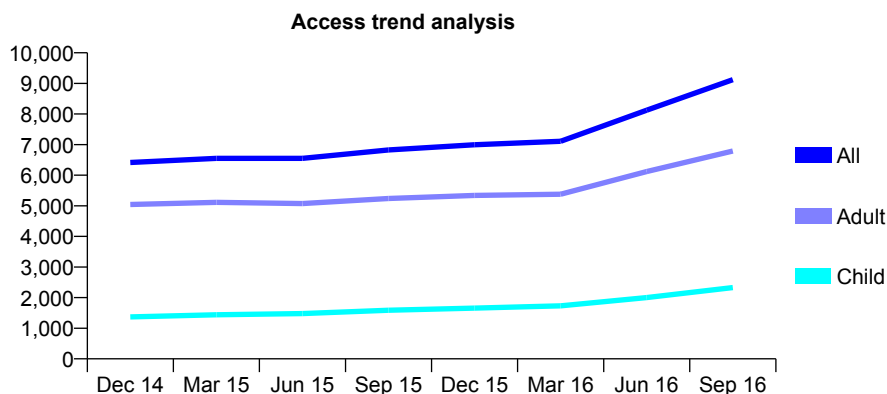
Q58 - Vital Signs At a Glance Contract Report for 689424/0001 - September 2016

Name or company name	MR N SAKERCHAND
Contract type name	GDS Contract
Purpose of contract	General
Contract start date	18/07/2009
Contract end date	

16/17 Contracted general activity (UDA)	23,773
Carry forward general activity (UDA)	0
16/17 Contracted orthodontic activity (UOA)	0
Carry forward orthodontic activity (UOA)	0
Baseline contract value	£541,309.91

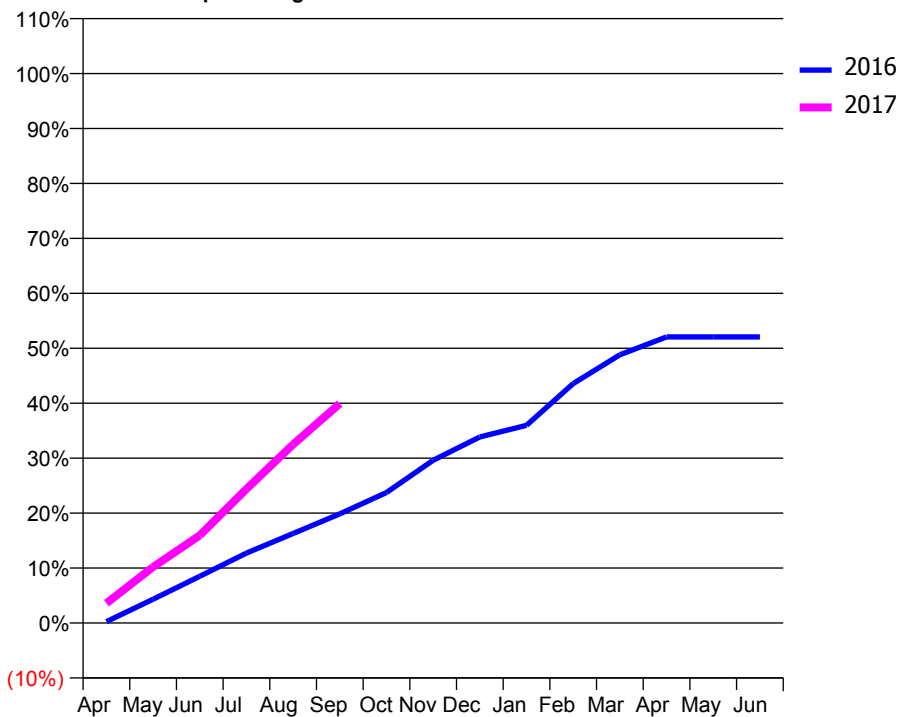
ACCESS*

Patients seen in 24 months	Total	Change since previous quarter
Quarter ending September 2015	6,827	
Quarter ending December 2015	6,996	↑
Quarter ending March 2016	7,111	→
Quarter ending June 2016	8,123	↑
Quarter ending September 2016	9,120	↑
Variance since September 2015	33.6%	↑



ACTIVITY

Cumulative percentage of contracted UDA delivered 2016 & 2017



Month	Adjusted Scheduled Activity (UDA)	
	2016	2017
April	62	859
May	1,027	2,425
June	2,020	3,796
July	3,024	5,799
August	3,873	7,725
September	4,719	9,492
October	5,644	
November	7,043	
December	8,049	
January	8,555	
February	10,359	
March	11,605	
April	12,377	
May	12,378	
June	12,378	

QUALITY

	Quantity	Base Number	Contract	AT	Region	England
% of FP17s for the same patient ID Re-attending within 3 months - Children	121	1,706	7.1%	11.4%	12.0%	12.4%
% of FP17s for the same patient ID Re-attending within 3 months - Adults	600	4,327	13.9%	14.8%	15.9%	16.7%
% of FP17s for the same patient ID Re-attending between 3 & 9 months - Children	480	1,706	28.1%	55.6%	58.6%	57.4%
% of FP17s for the same patient ID Re-attending between 3 & 9 months - Adults	836	4,327	19.3%	48.1%	51.6%	50.5%
% of FP17s for Band 1 Urgent Courses	687	4,904	14.0%	8.3%	8.0%	9.1%
% of FP17s Relating to Free Repair or Replacements	56	4,904	1.1%	0.7%	0.8%	0.8%
% of FP17s Relating to Continuations	31	4,904	0.6%	1.0%	1.3%	1.3%
% of Patients satisfied with the dentistry they have received	3	3	N/A	94.0%	93.1%	93.2%
% of Patients satisfied with the time they had to wait for an appointment	2	3	N/A	87.5%	89.1%	89.0%

* This is based on patients treated on this contract for their most recent course of treatment. Figures in italics indicate the base number of FP17s or Patient Questionnaire responses are less than 100. N/A is shown where the base number of responses is less than 10 during the period. % is calculated as Quantity/Base number*100

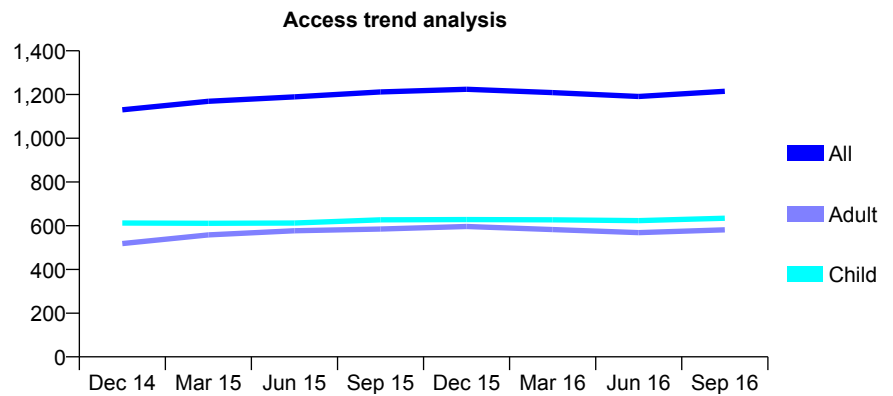
Q58 - Vital Signs At a Glance Contract Report for 723657/0001 - September 2016

Name or company name	MR AG BREE
Contract type name	GDS Contract
Purpose of contract	General
Contract start date	01/04/2006
Contract end date	

16/17 Contracted general activity (UDA)	2,927
Carry forward general activity (UDA)	0
16/17 Contracted orthodontic activity (UOA)	0
Carry forward orthodontic activity (UOA)	0
Baseline contract value	£65,314.22

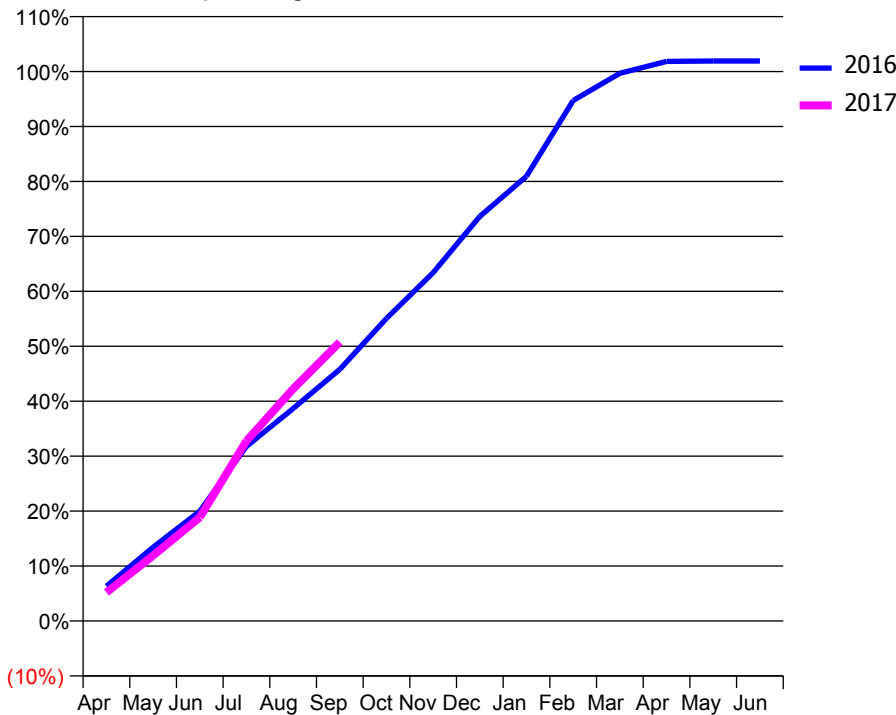
ACCESS*

Patients seen in 24 months	Total	Change since previous quarter
Quarter ending September 2015	1,212	
Quarter ending December 2015	1,224	→
Quarter ending March 2016	1,209	↓
Quarter ending June 2016	1,191	↓
Quarter ending September 2016	1,215	↑
Variance since September 2015	0.2%	→



ACTIVITY

Cumulative percentage of contracted UDA delivered 2016 & 2017



Month	Adjusted Scheduled Activity (UDA)	
	2016	2017
April	186	153
May	393	348
June	585	552
July	930	960
August	1,132	1,237
September	1,341	1,486
October	1,612	
November	1,856	
December	2,155	
January	2,369	
February	2,773	
March	2,917	
April	2,981	
May	2,983	
June	2,983	

QUALITY

	Quantity	Base Number	Contract	AT	Region	England
% of FP17s for the same patient ID Re-attending within 3 months - Children	16	505	3.2%	11.4%	12.0%	12.4%
% of FP17s for the same patient ID Re-attending within 3 months - Adults	35	329	10.6%	14.8%	15.9%	16.7%
% of FP17s for the same patient ID Re-attending between 3 & 9 months - Children	333	505	65.9%	55.6%	58.6%	57.4%
% of FP17s for the same patient ID Re-attending between 3 & 9 months - Adults	171	329	52.0%	48.1%	51.6%	50.5%
% of FP17s for Band 1 Urgent Courses	23	814	2.8%	8.3%	8.0%	9.1%
% of FP17s Relating to Free Repair or Replacements	0	814	0.0%	0.7%	0.8%	0.8%
% of FP17s Relating to Continuations	8	814	1.0%	1.0%	1.3%	1.3%
% of Patients satisfied with the dentistry they have received	0	0	N/A	94.0%	93.1%	93.2%
% of Patients satisfied with the time they had to wait for an appointment	0	0	N/A	87.5%	89.1%	89.0%

* This is based on patients treated on this contract for their most recent course of treatment. Figures in italics indicate the base number of FP17s or Patient Questionnaire responses are less than 100. N/A is shown where the base number of responses is less than 10 during the period. % is calculated as Quantity/Base number*100

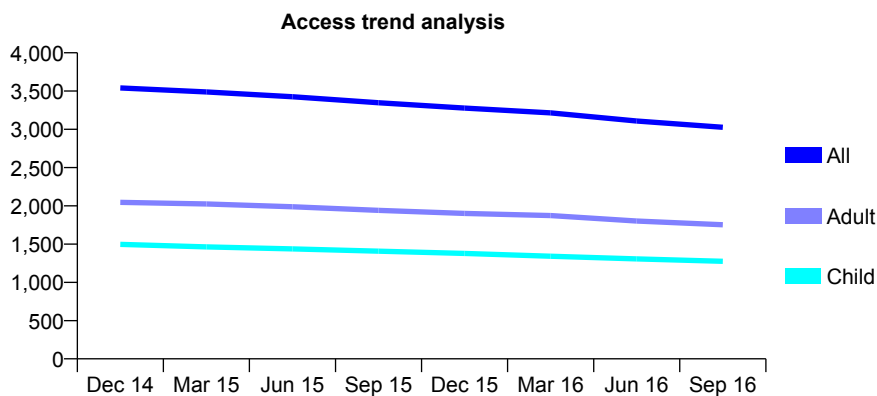
Q58 - Vital Signs At a Glance Contract Report for 731730/0001 - September 2016

Name or company name	MR AS MCKENDRICK
Contract type name	GDS Contract
Purpose of contract	General
Contract start date	01/04/2006
Contract end date	

16/17 Contracted general activity (UDA)	9,412
Carry forward general activity (UDA)	0
16/17 Contracted orthodontic activity (UOA)	0
Carry forward orthodontic activity (UOA)	0
Baseline contract value	£225,895.76

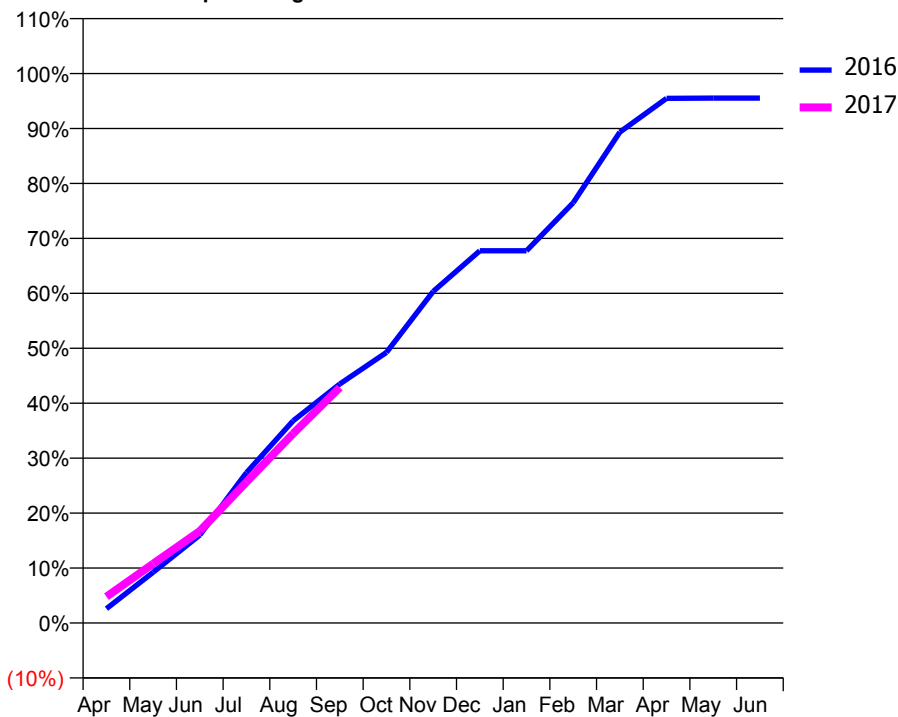
ACCESS*

Patients seen in 24 months	Total	Change since previous quarter
Quarter ending September 2015	3,348	
Quarter ending December 2015	3,277	↓
Quarter ending March 2016	3,214	↓
Quarter ending June 2016	3,108	↓
Quarter ending September 2016	3,027	↓
Variance since September 2015	(9.6%)	↓



ACTIVITY

Cumulative percentage of contracted UDA delivered 2016 & 2017



Adjusted Scheduled Activity (UDA)

Month	2016	2017
April	273	452
May	960	1,015
June	1,667	1,576
July	2,848	2,416
August	3,831	3,245
September	4,530	4,034
October	5,127	
November	6,283	
December	7,053	
January	7,053	
February	7,963	
March	9,302	
April	9,941	
May	9,946	
June	9,947	

QUALITY

	Quantity	Base Number	Contract	AT	Region	England
% of FP17s for the same patient ID Re-attending within 3 months - Children	65	1,041	6.2%	11.4%	12.0%	12.4%
% of FP17s for the same patient ID Re-attending within 3 months - Adults	272	1,422	19.1%	14.8%	15.9%	16.7%
% of FP17s for the same patient ID Re-attending between 3 & 9 months - Children	714	1,041	68.6%	55.6%	58.6%	57.4%
% of FP17s for the same patient ID Re-attending between 3 & 9 months - Adults	955	1,422	67.2%	48.1%	51.6%	50.5%
% of FP17s for Band 1 Urgent Courses	98	2,107	4.7%	8.3%	8.0%	9.1%
% of FP17s Relating to Free Repair or Replacements	0	2,107	0.0%	0.7%	0.8%	0.8%
% of FP17s Relating to Continuations	82	2,107	3.9%	1.0%	1.3%	1.3%
% of Patients satisfied with the dentistry they have received	5	6	N/A	94.0%	93.1%	93.2%
% of Patients satisfied with the time they had to wait for an appointment	5	6	N/A	87.5%	89.1%	89.0%

* This is based on patients treated on this contract for their most recent course of treatment. Figures in italics indicate the base number of FP17s or Patient Questionnaire responses are less than 100. N/A is shown where the base number of responses is less than 10 during the period. % is calculated as Quantity/Base number*100

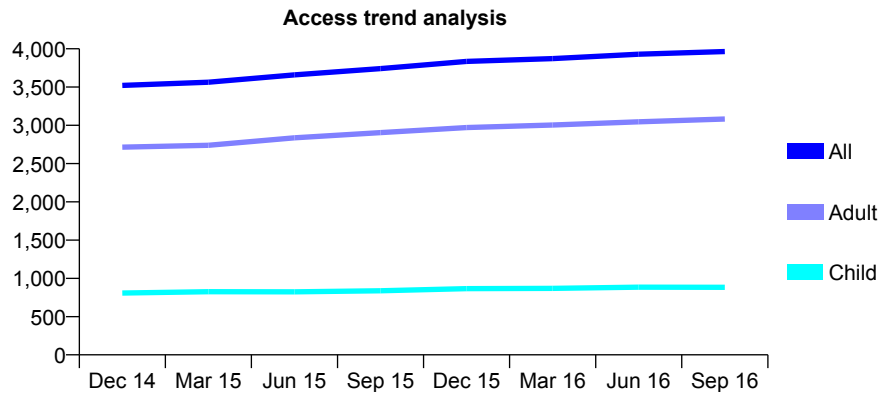
Q58 - Vital Signs At a Glance Contract Report for 732222/0001 - September 2016

Name or company name	MR FP MAGUIRE
Contract type name	GDS Contract
Purpose of contract	General
Contract start date	01/04/2006
Contract end date	

16/17 Contracted general activity (UDA)	12,050
Carry forward general activity (UDA)	0
16/17 Contracted orthodontic activity (UOA)	0
Carry forward orthodontic activity (UOA)	0
Baseline contract value	£293,429.68

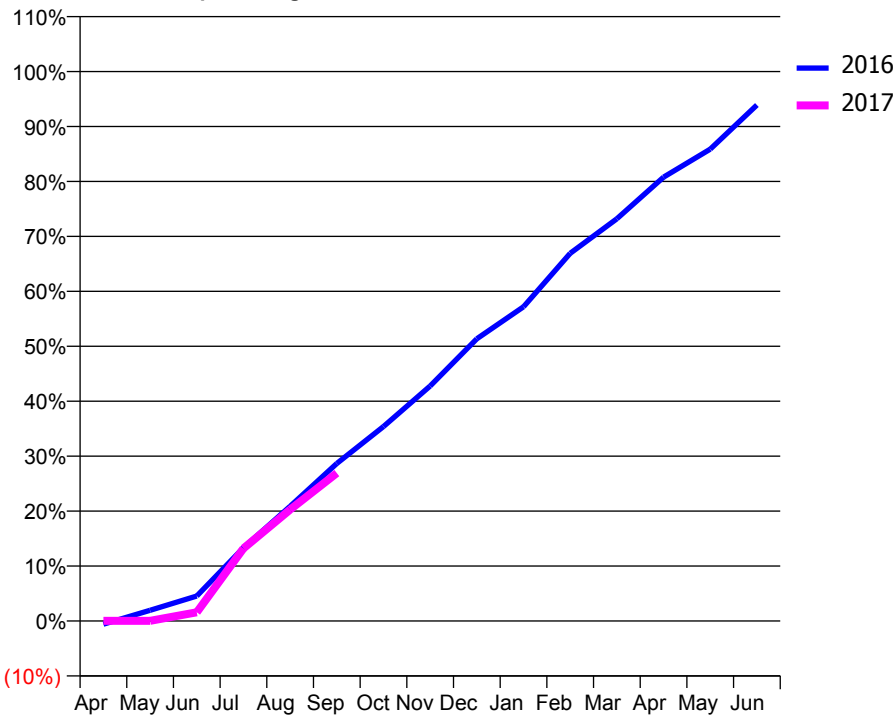
ACCESS*

Patients seen in 24 months	Total	Change since previous quarter
Quarter ending September 2015	3,741	
Quarter ending December 2015	3,836	↑
Quarter ending March 2016	3,872	→
Quarter ending June 2016	3,929	→
Quarter ending September 2016	3,965	→
Variance since September 2015	6.0%	↑



ACTIVITY

Cumulative percentage of contracted UDA delivered 2016 & 2017



Month	Adjusted Scheduled Activity (UDA)	
	2016	2017
April	-71	3
May	236	3
June	547	190
July	1,608	1,592
August	2,517	2,443
September	3,456	3,244
October	4,264	
November	5,154	
December	6,190	
January	6,890	
February	8,064	
March	8,820	
April	9,734	
May	10,348	
June	11,315	

QUALITY

	Quantity	Base Number	Contract	AT	Region	England
% of FP17s for the same patient ID Re-attending within 3 months - Children	76	698	10.9%	11.4%	12.0%	12.4%
% of FP17s for the same patient ID Re-attending within 3 months - Adults	533	2,431	21.9%	14.8%	15.9%	16.7%
% of FP17s for the same patient ID Re-attending between 3 & 9 months - Children	414	698	59.3%	55.6%	58.6%	57.4%
% of FP17s for the same patient ID Re-attending between 3 & 9 months - Adults	1,255	2,431	51.6%	48.1%	51.6%	50.5%
% of FP17s for Band 1 Urgent Courses	127	1,963	6.5%	8.3%	8.0%	9.1%
% of FP17s Relating to Free Repair or Replacements	12	1,963	0.6%	0.7%	0.8%	0.8%
% of FP17s Relating to Continuations	40	1,963	2.0%	1.0%	1.3%	1.3%
% of Patients satisfied with the dentistry they have received	3	3	N/A	94.0%	93.1%	93.2%
% of Patients satisfied with the time they had to wait for an appointment	3	3	N/A	87.5%	89.1%	89.0%

* This is based on patients treated on this contract for their most recent course of treatment. Figures in italics indicate the base number of FP17s or Patient Questionnaire responses are less than 100. N/A is shown where the base number of responses is less than 10 during the period. % is calculated as Quantity/Base number*100

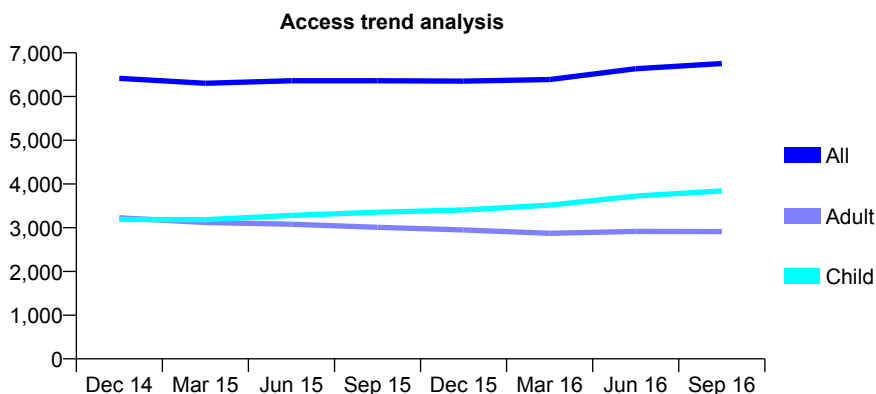
Q58 - Vital Signs At a Glance Contract Report for 736155/0001 - September 2016

Name or company name	MR AW SMITH
Contract type name	GDS Contract
Purpose of contract	General and Orthodontic
Contract start date	01/04/2006
Contract end date	

16/17 Contracted general activity (UDA)	22,556
Carry forward general activity (UDA)	0
16/17 Contracted orthodontic activity (UOA)	6,000
Carry forward orthodontic activity (UOA)	0
Baseline contract value	£1,035,143.54

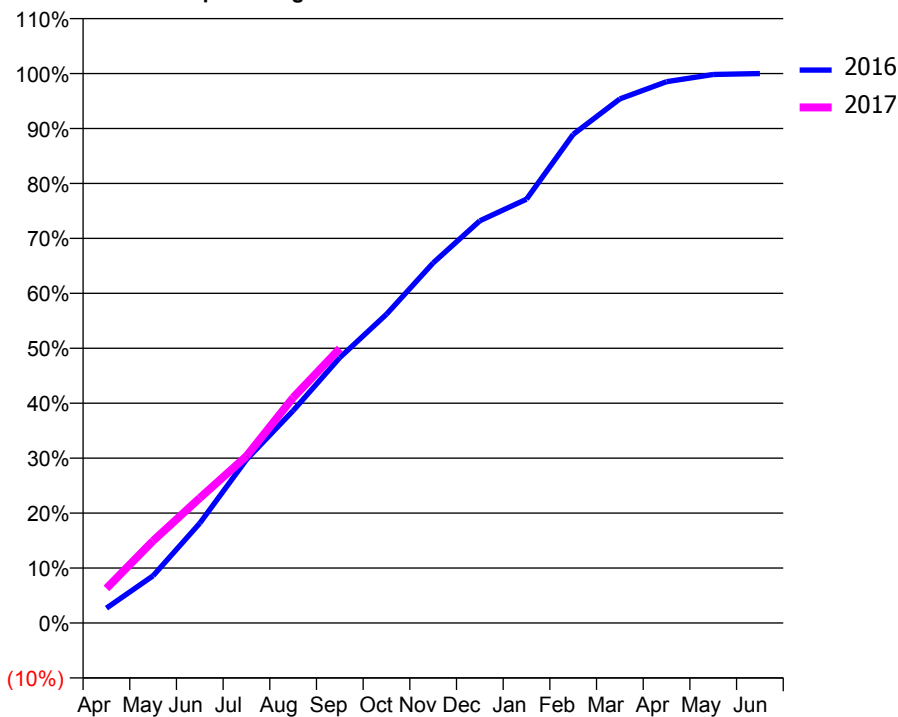
ACCESS*

Patients seen in 24 months	Total	Change since previous quarter
Quarter ending September 2015	6,361	
Quarter ending December 2015	6,353	→
Quarter ending March 2016	6,389	→
Quarter ending June 2016	6,637	↑
Quarter ending September 2016	6,754	→
Variance since September 2015	6.2%	↑



ACTIVITY

Cumulative percentage of contracted UDA delivered 2016 & 2017



Month	Adjusted Scheduled Activity (UDA)	
	2016	2017
April	612	1,421
May	1,943	3,373
June	4,097	5,131
July	6,708	6,850
August	8,716	9,254
September	10,895	11,268
October	12,674	
November	14,784	
December	16,514	
January	17,396	
February	20,056	
March	21,512	
April	22,223	
May	22,516	
June	22,554	

QUALITY

	Quantity	Base Number	Contract	AT	Region	England
% of FP17s for the same patient ID Re-attending within 3 months - Children	300	2,921	10.3%	11.4%	12.0%	12.4%
% of FP17s for the same patient ID Re-attending within 3 months - Adults	146	1,486	9.8%	14.8%	15.9%	16.7%
% of FP17s for the same patient ID Re-attending between 3 & 9 months - Children	1,161	2,921	39.7%	55.6%	58.6%	57.4%
% of FP17s for the same patient ID Re-attending between 3 & 9 months - Adults	527	1,486	35.5%	48.1%	51.6%	50.5%
% of FP17s for Band 1 Urgent Courses	192	3,679	5.2%	8.3%	8.0%	9.1%
% of FP17s Relating to Free Repair or Replacements	1	3,679	0.0%	0.7%	0.8%	0.8%
% of FP17s Relating to Continuations	2	3,679	0.1%	1.0%	1.3%	1.3%
% of Patients satisfied with the dentistry they have received	4	4	N/A	94.0%	93.1%	93.2%
% of Patients satisfied with the time they had to wait for an appointment	4	4	N/A	87.5%	89.1%	89.0%

* This is based on patients treated on this contract for their most recent course of treatment. Figures in italics indicate the base number of FP17s or Patient Questionnaire responses are less than 100. N/A is shown where the base number of responses is less than 10 during the period. % is calculated as Quantity/Base number*100

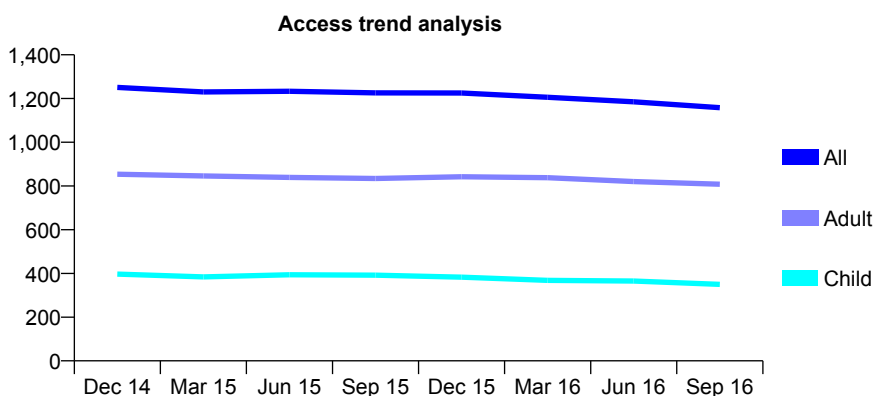
Q58 - Vital Signs At a Glance Contract Report for 736538/0001 - September 2016

Name or company name	MRS G DELLOW
Contract type name	GDS Contract
Purpose of contract	General
Contract start date	01/04/2006
Contract end date	

16/17 Contracted general activity (UDA)	3,393
Carry forward general activity (UDA)	0
16/17 Contracted orthodontic activity (UOA)	0
Carry forward orthodontic activity (UOA)	0
Baseline contract value	£78,813.46

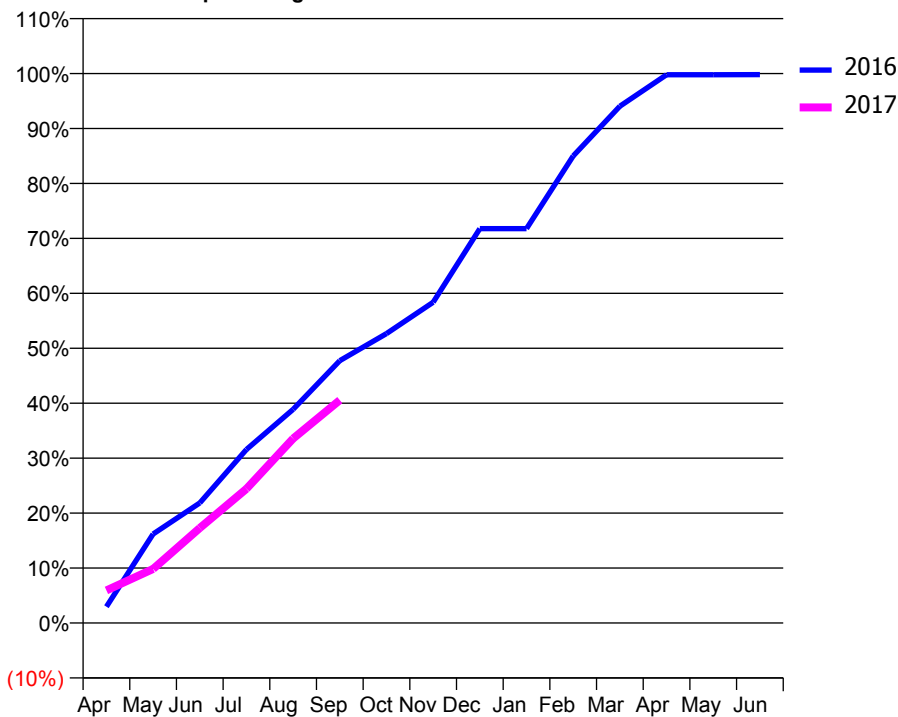
ACCESS*

Patients seen in 24 months	Total	Change since previous quarter
Quarter ending September 2015	1,226	
Quarter ending December 2015	1,225	→
Quarter ending March 2016	1,206	↓
Quarter ending June 2016	1,185	↓
Quarter ending September 2016	1,158	↓
Variance since September 2015	(5.5%)	↓



ACTIVITY

Cumulative percentage of contracted UDA delivered 2016 & 2017



Adjusted Scheduled Activity (UDA)

Month	2016	2017
April	101	201
May	550	334
June	741	587
July	1,072	829
August	1,320	1,139
September	1,620	1,376
October	1,787	
November	1,981	
December	2,435	
January	2,435	
February	2,884	
March	3,191	
April	3,385	
May	3,385	
June	3,386	

QUALITY

	Quantity	Base Number	Contract	AT	Region	England
% of FP17s for the same patient ID Re-attending within 3 months - Children	21	274	7.7%	11.4%	12.0%	12.4%
% of FP17s for the same patient ID Re-attending within 3 months - Adults	107	561	19.1%	14.8%	15.9%	16.7%
% of FP17s for the same patient ID Re-attending between 3 & 9 months - Children	150	274	54.7%	55.6%	58.6%	57.4%
% of FP17s for the same patient ID Re-attending between 3 & 9 months - Adults	270	561	48.1%	48.1%	51.6%	50.5%
% of FP17s for Band 1 Urgent Courses	66	754	8.8%	8.3%	8.0%	9.1%
% of FP17s Relating to Free Repair or Replacements	1	754	0.1%	0.7%	0.8%	0.8%
% of FP17s Relating to Continuations	41	754	5.4%	1.0%	1.3%	1.3%
% of Patients satisfied with the dentistry they have received	3	3	N/A	94.0%	93.1%	93.2%
% of Patients satisfied with the time they had to wait for an appointment	3	3	N/A	87.5%	89.1%	89.0%

* This is based on patients treated on this contract for their most recent course of treatment. Figures in italics indicate the base number of FP17s or Patient Questionnaire responses are less than 100. N/A is shown where the base number of responses is less than 10 during the period. % is calculated as Quantity/Base number*100

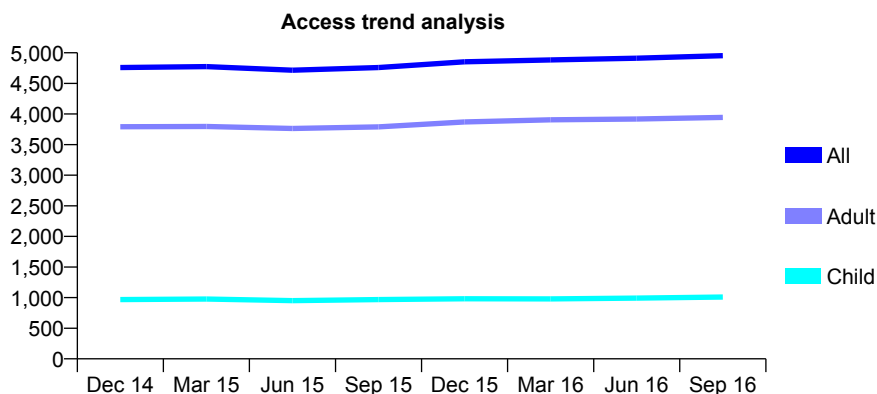
Q58 - Vital Signs At a Glance Contract Report for 738875/0002 - September 2016

Name or company name	MR TM KATCHI
Contract type name	GDS Contract
Purpose of contract	General
Contract start date	01/04/2006
Contract end date	

16/17 Contracted general activity (UDA)	14,540
Carry forward general activity (UDA)	0
16/17 Contracted orthodontic activity (UOA)	0
Carry forward orthodontic activity (UOA)	0
Baseline contract value	£349,609.58

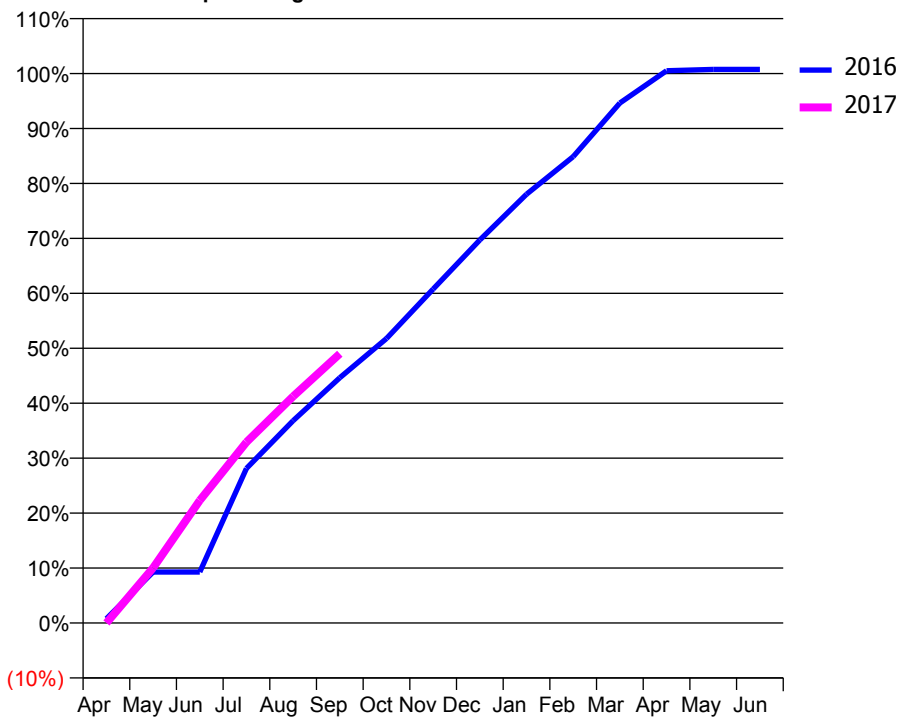
ACCESS*

Patients seen in 24 months	Total	Change since previous quarter
Quarter ending September 2015	4,759	
Quarter ending December 2015	4,852	→
Quarter ending March 2016	4,884	→
Quarter ending June 2016	4,911	→
Quarter ending September 2016	4,953	→
Variance since September 2015	4.1%	↑



ACTIVITY

Cumulative percentage of contracted UDA delivered 2016 & 2017



Month	Adjusted Scheduled Activity (UDA)	
	2016	2017
April	113	2
May	1,350	1,458
June	1,350	3,243
July	4,091	4,788
August	5,353	5,996
September	6,491	7,126
October	7,529	
November	8,837	
December	10,134	
January	11,345	
February	12,342	
March	13,757	
April	14,615	
May	14,647	
June	14,647	

QUALITY

	Quantity	Base Number	Contract	AT	Region	England
% of FP17s for the same patient ID Re-attending within 3 months - Children	19	721	2.6%	11.4%	12.0%	12.4%
% of FP17s for the same patient ID Re-attending within 3 months - Adults	197	2,550	7.7%	14.8%	15.9%	16.7%
% of FP17s for the same patient ID Re-attending between 3 & 9 months - Children	392	721	54.4%	55.6%	58.6%	57.4%
% of FP17s for the same patient ID Re-attending between 3 & 9 months - Adults	1,409	2,550	55.3%	48.1%	51.6%	50.5%
% of FP17s for Band 1 Urgent Courses	107	2,806	3.8%	8.3%	8.0%	9.1%
% of FP17s Relating to Free Repair or Replacements	21	2,806	0.7%	0.7%	0.8%	0.8%
% of FP17s Relating to Continuations	9	2,806	0.3%	1.0%	1.3%	1.3%
% of Patients satisfied with the dentistry they have received	3	3	N/A	94.0%	93.1%	93.2%
% of Patients satisfied with the time they had to wait for an appointment	3	3	N/A	87.5%	89.1%	89.0%

* This is based on patients treated on this contract for their most recent course of treatment. Figures in italics indicate the base number of FP17s or Patient Questionnaire responses are less than 100. N/A is shown where the base number of responses is less than 10 during the period. % is calculated as Quantity/Base number*100

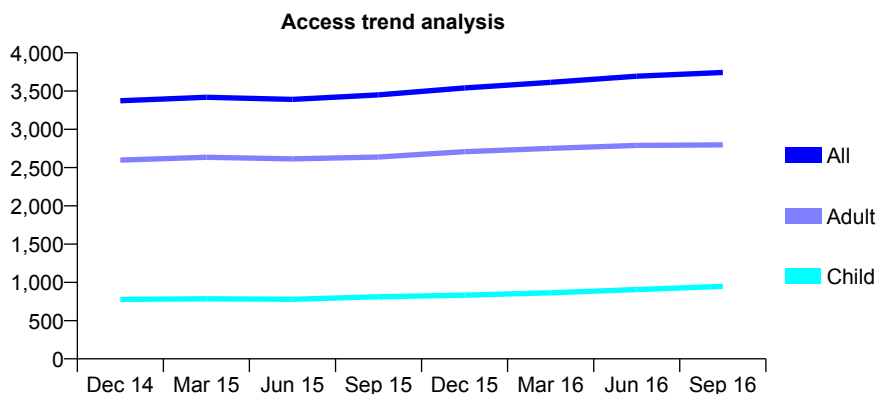
Q58 - Vital Signs At a Glance Contract Report for 741426/0001 - September 2016

Name or company name	MR SD GUNASEELAN
Contract type name	GDS Contract
Purpose of contract	General
Contract start date	01/04/2006
Contract end date	

16/17 Contracted general activity (UDA)	11,151
Carry forward general activity (UDA)	0
16/17 Contracted orthodontic activity (UOA)	0
Carry forward orthodontic activity (UOA)	0
Baseline contract value	£277,370.74

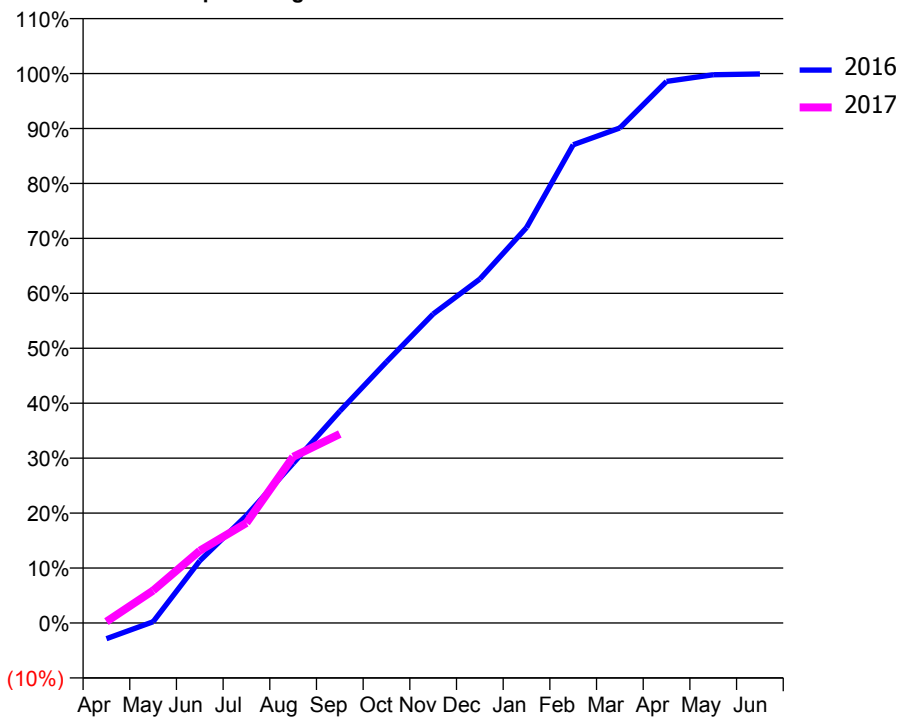
ACCESS*

Patients seen in 24 months	Total	Change since previous quarter
Quarter ending September 2015	3,450	
Quarter ending December 2015	3,540	↑
Quarter ending March 2016	3,614	↑
Quarter ending June 2016	3,694	↑
Quarter ending September 2016	3,743	→
Variance since September 2015	8.5%	↑



ACTIVITY

Cumulative percentage of contracted UDA delivered 2016 & 2017



Adjusted Scheduled Activity (UDA)

Month	2016	2017
April	-321	27
May	25	660
June	1,262	1,469
July	2,182	2,031
August	3,241	3,373
September	4,298	3,835
October	5,301	
November	6,270	
December	6,981	
January	8,025	
February	9,705	
March	10,046	
April	10,990	
May	11,125	
June	11,142	

QUALITY

	Quantity	Base Number	Contract	AT	Region	England
% of FP17s for the same patient ID Re-attending within 3 months - Children	22	615	3.6%	11.4%	12.0%	12.4%
% of FP17s for the same patient ID Re-attending within 3 months - Adults	130	1,628	8.0%	14.8%	15.9%	16.7%
% of FP17s for the same patient ID Re-attending between 3 & 9 months - Children	312	615	50.7%	55.6%	58.6%	57.4%
% of FP17s for the same patient ID Re-attending between 3 & 9 months - Adults	916	1,628	56.3%	48.1%	51.6%	50.5%
% of FP17s for Band 1 Urgent Courses	89	1,790	5.0%	8.3%	8.0%	9.1%
% of FP17s Relating to Free Repair or Replacements	14	1,790	0.8%	0.7%	0.8%	0.8%
% of FP17s Relating to Continuations	4	1,790	0.2%	1.0%	1.3%	1.3%
% of Patients satisfied with the dentistry they have received	4	4	N/A	94.0%	93.1%	93.2%
% of Patients satisfied with the time they had to wait for an appointment	4	4	N/A	87.5%	89.1%	89.0%

* This is based on patients treated on this contract for their most recent course of treatment. Figures in italics indicate the base number of FP17s or Patient Questionnaire responses are less than 100. N/A is shown where the base number of responses is less than 10 during the period. % is calculated as Quantity/Base number*100

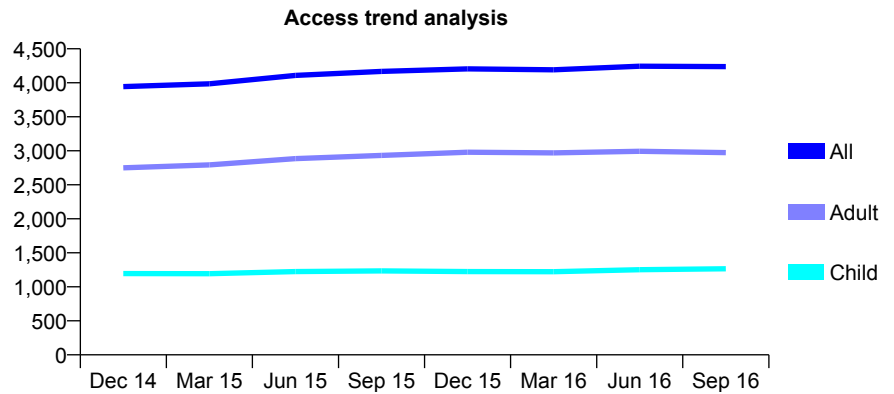
Q58 - Vital Signs At a Glance Contract Report for 741930/0001 - September 2016

Name or company name	MR A PATEL
Contract type name	GDS Contract
Purpose of contract	General
Contract start date	01/04/2006
Contract end date	

16/17 Contracted general activity (UDA)	6,944
Carry forward general activity (UDA)	0
16/17 Contracted orthodontic activity (UOA)	0
Carry forward orthodontic activity (UOA)	0
Baseline contract value	£158,662.97

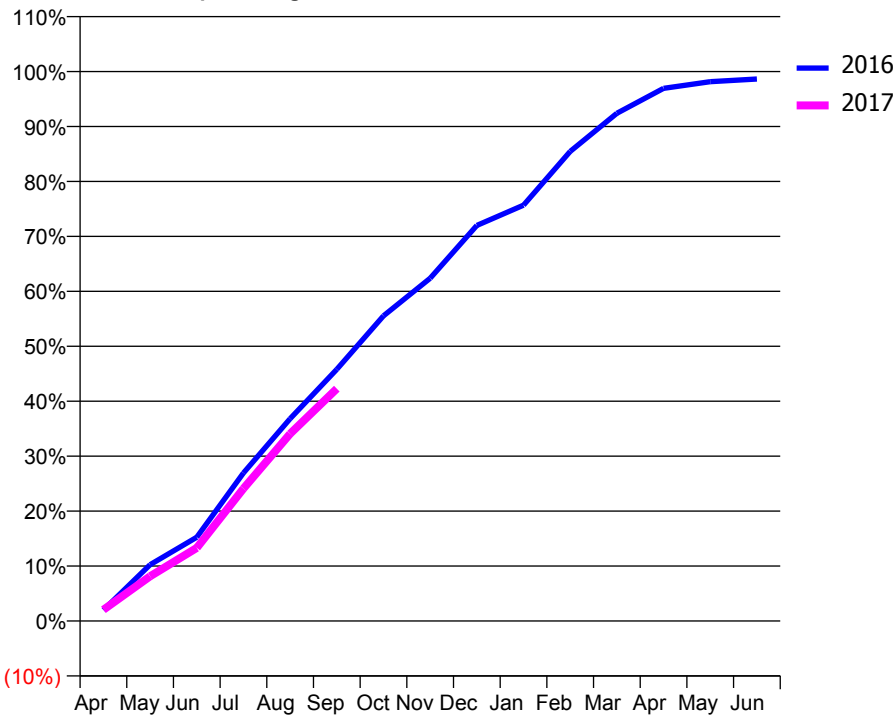
ACCESS*

Patients seen in 24 months	Total	Change since previous quarter
Quarter ending September 2015	4,167	
Quarter ending December 2015	4,205	→
Quarter ending March 2016	4,192	→
Quarter ending June 2016	4,245	→
Quarter ending September 2016	4,239	→
Variance since September 2015	1.7%	→



ACTIVITY

Cumulative percentage of contracted UDA delivered 2016 & 2017



Month	Adjusted Scheduled Activity (UDA)	
	2016	2017
April	139	143
May	712	565
June	1,060	925
July	1,871	1,675
August	2,557	2,367
September	3,180	2,936
October	3,856	
November	4,331	
December	4,998	
January	5,255	
February	5,935	
March	6,416	
April	6,730	
May	6,816	
June	6,849	

QUALITY

	Quantity	Base Number	Contract	AT	Region	England
% of FP17s for the same patient ID Re-attending within 3 months - Children	41	874	4.7%	11.4%	12.0%	12.4%
% of FP17s for the same patient ID Re-attending within 3 months - Adults	174	1,712	10.2%	14.8%	15.9%	16.7%
% of FP17s for the same patient ID Re-attending between 3 & 9 months - Children	446	874	51.0%	55.6%	58.6%	57.4%
% of FP17s for the same patient ID Re-attending between 3 & 9 months - Adults	679	1,712	39.7%	48.1%	51.6%	50.5%
% of FP17s for Band 1 Urgent Courses	140	1,761	8.0%	8.3%	8.0%	9.1%
% of FP17s Relating to Free Repair or Replacements	4	1,761	0.2%	0.7%	0.8%	0.8%
% of FP17s Relating to Continuations	16	1,761	0.9%	1.0%	1.3%	1.3%
% of Patients satisfied with the dentistry they have received	4	4	N/A	94.0%	93.1%	93.2%
% of Patients satisfied with the time they had to wait for an appointment	3	4	N/A	87.5%	89.1%	89.0%

* This is based on patients treated on this contract for their most recent course of treatment. Figures in italics indicate the base number of FP17s or Patient Questionnaire responses are less than 100. N/A is shown where the base number of responses is less than 10 during the period. % is calculated as Quantity/Base number*100

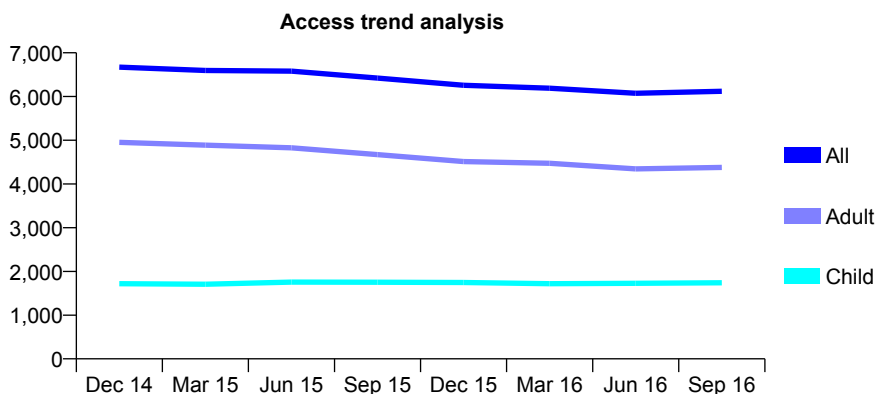
Q58 - Vital Signs At a Glance Contract Report for 741930/0002 - September 2016

Name or company name	MR A PATEL
Contract type name	GDS Contract
Purpose of contract	General
Contract start date	01/04/2006
Contract end date	

16/17 Contracted general activity (UDA)	15,057
Carry forward general activity (UDA)	0
16/17 Contracted orthodontic activity (UOA)	0
Carry forward orthodontic activity (UOA)	0
Baseline contract value	£307,643.81

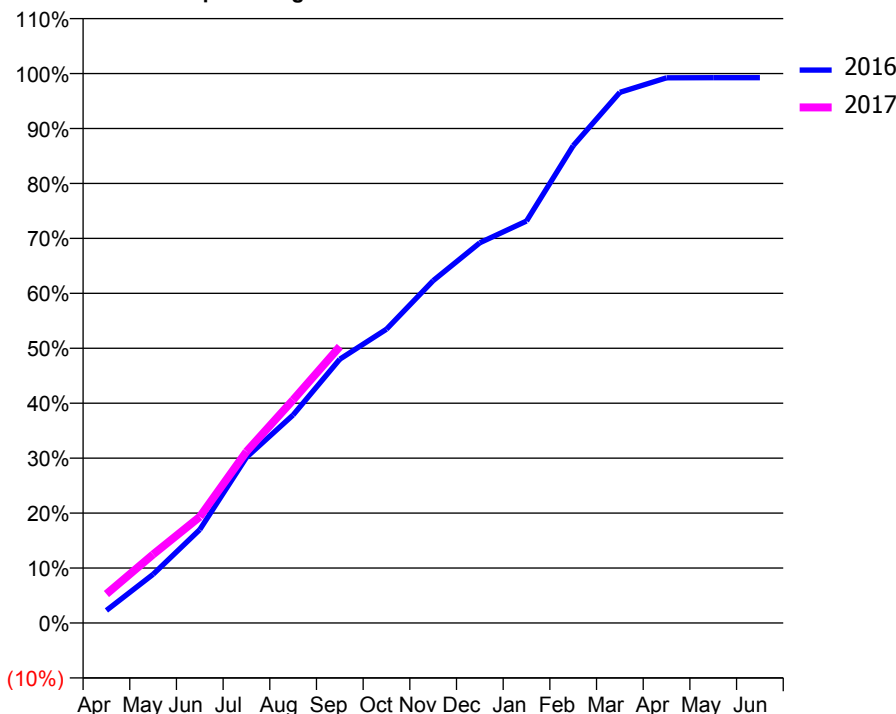
ACCESS*

Patients seen in 24 months	Total	Change since previous quarter
Quarter ending September 2015	6,423	
Quarter ending December 2015	6,258	↓
Quarter ending March 2016	6,191	↓
Quarter ending June 2016	6,075	↓
Quarter ending September 2016	6,119	→
Variance since September 2015	(4.7%)	↓



ACTIVITY

Cumulative percentage of contracted UDA delivered 2016 & 2017



Month	Adjusted Scheduled Activity (UDA)	
	2016	2017
April	345	794
May	1,335	1,880
June	2,560	2,911
July	4,539	4,698
August	5,701	6,115
September	7,230	7,577
October	8,051	
November	9,380	
December	10,418	
January	11,014	
February	13,079	
March	14,539	
April	14,937	
May	14,941	
June	14,942	

QUALITY

	Quantity	Base Number	Contract	AT	Region	England
% of FP17s for the same patient ID Re-attending within 3 months - Children	51	1,197	4.3%	11.4%	12.0%	12.4%
% of FP17s for the same patient ID Re-attending within 3 months - Adults	329	3,031	10.9%	14.8%	15.9%	16.7%
% of FP17s for the same patient ID Re-attending between 3 & 9 months - Children	749	1,197	62.6%	55.6%	58.6%	57.4%
% of FP17s for the same patient ID Re-attending between 3 & 9 months - Adults	1,671	3,031	55.1%	48.1%	51.6%	50.5%
% of FP17s for Band 1 Urgent Courses	137	4,035	3.4%	8.3%	8.0%	9.1%
% of FP17s Relating to Free Repair or Replacements	33	4,035	0.8%	0.7%	0.8%	0.8%
% of FP17s Relating to Continuations	88	4,035	2.2%	1.0%	1.3%	1.3%
% of Patients satisfied with the dentistry they have received	4	4	N/A	94.0%	93.1%	93.2%
% of Patients satisfied with the time they had to wait for an appointment	4	4	N/A	87.5%	89.1%	89.0%

* This is based on patients treated on this contract for their most recent course of treatment. Figures in italics indicate the base number of FP17s or Patient Questionnaire responses are less than 100. N/A is shown where the base number of responses is less than 10 during the period. % is calculated as Quantity/Base number*100

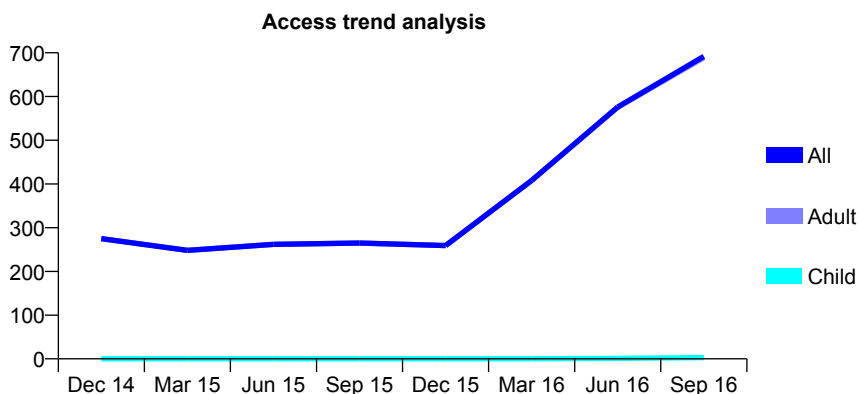
Q58 - Vital Signs At a Glance Contract Report for 741930/0005 - September 2016

Name or company name	MR A PATEL
Contract type name	PDS Contract
Purpose of contract	General
Contract start date	01/01/2013
Contract end date	31/03/2018

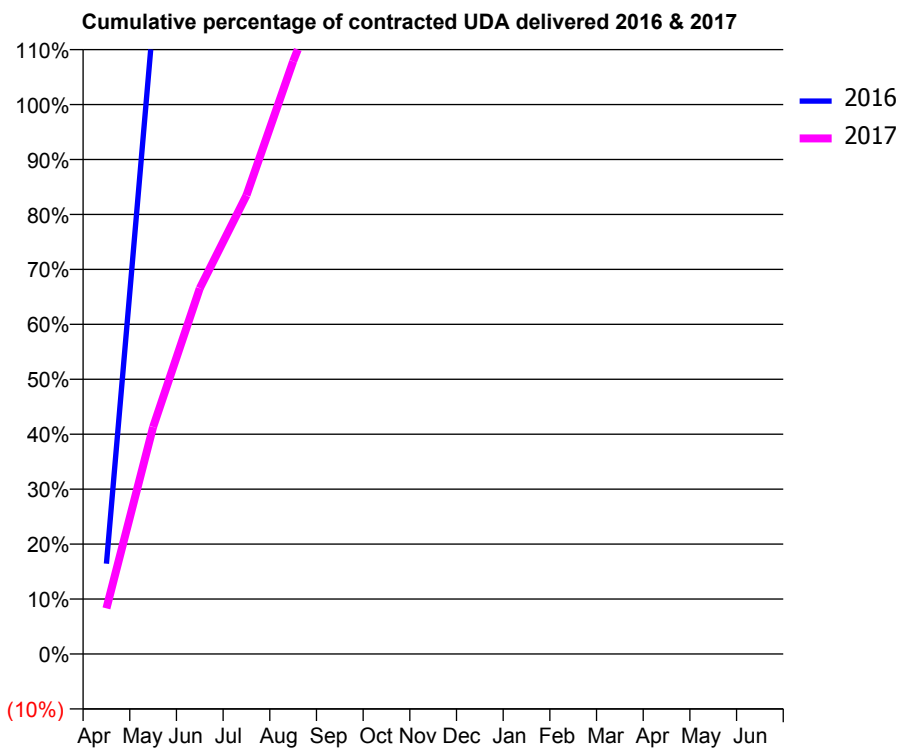
16/17 Contracted general activity (UDA)	1,082
Carry forward general activity (UDA)	0
16/17 Contracted orthodontic activity (UOA)	0
Carry forward orthodontic activity (UOA)	0
Baseline contract value	£102,390.38

ACCESS*

Patients seen in 24 months	Total	Change since previous quarter
Quarter ending September 2015	265	
Quarter ending December 2015	259	↓
Quarter ending March 2016	408	↑
Quarter ending June 2016	576	↑
Quarter ending September 2016	692	↑
Variance since September 2015	161.1%	↑



ACTIVITY



Month	Adjusted Scheduled Activity (UDA)	
	2016	2017
April	24	90
May	168	447
June	333	720
July	585	903
August	774	1,167
September	882	1,398
October	1,035	
November	1,179	
December	1,293	
January	1,293	
February	1,636	
March	1,744	
April	1,801	
May	1,801	
June	1,801	

QUALITY

	Quantity	Base Number	Contract	AT	Region	England
% of FP17s for the same patient ID Re-attending within 3 months - Children	0	4	0.0%	11.4%	12.0%	12.4%
% of FP17s for the same patient ID Re-attending within 3 months - Adults	13	483	2.7%	14.8%	15.9%	16.7%
% of FP17s for the same patient ID Re-attending between 3 & 9 months - Children	0	4	0.0%	55.6%	58.6%	57.4%
% of FP17s for the same patient ID Re-attending between 3 & 9 months - Adults	4	483	0.8%	48.1%	51.6%	50.5%
% of FP17s for Band 1 Urgent Courses	0	466	0.0%	8.3%	8.0%	9.1%
% of FP17s Relating to Free Repair or Replacements	0	466	0.0%	0.7%	0.8%	0.8%
% of FP17s Relating to Continuations	0	466	0.0%	1.0%	1.3%	1.3%
% of Patients satisfied with the dentistry they have received	1	1	N/A	94.0%	93.1%	93.2%
% of Patients satisfied with the time they had to wait for an appointment	0	1	N/A	87.5%	89.1%	89.0%

* This is based on patients treated on this contract for their most recent course of treatment. Figures in italics indicate the base number of FP17s or Patient Questionnaire responses are less than 100. N/A is shown where the base number of responses is less than 10 during the period. % is calculated as Quantity/Base number*100

Q58 - Vital Signs At a Glance Contract Report for 741930/0006 - September 2016

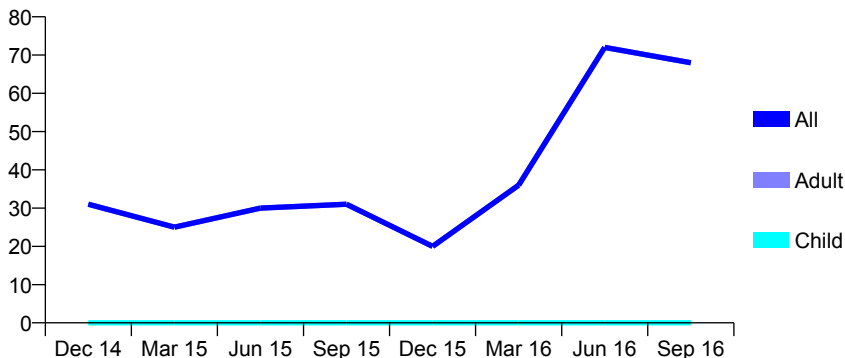
Name or company name	MR A PATEL
Contract type name	PDS Contract
Purpose of contract	General
Contract start date	01/01/2013
Contract end date	31/03/2018

16/17 Contracted general activity (UDA)	151
Carry forward general activity (UDA)	0
16/17 Contracted orthodontic activity (UOA)	0
Carry forward orthodontic activity (UOA)	0
Baseline contract value	£10,067.68

ACCESS*

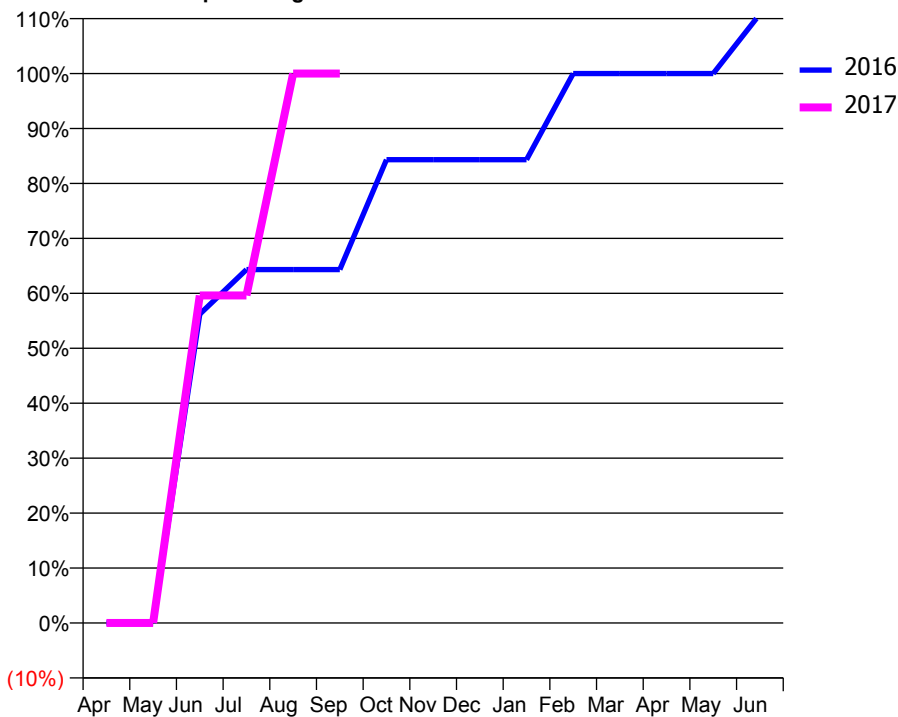
Patients seen in 24 months	Total	Change since previous quarter
Quarter ending September 2015	31	
Quarter ending December 2015	20	↓
Quarter ending March 2016	36	↑
Quarter ending June 2016	72	↑
Quarter ending September 2016	68	↓
Variance since September 2015	119.4%	↑

Access trend analysis



ACTIVITY

Cumulative percentage of contracted UDA delivered 2016 & 2017



Month	Adjusted Scheduled Activity (UDA)	
	2016	2017
April	0	0
May	0	0
June	312	90
July	357	90
August	357	151
September	357	151
October	468	
November	468	
December	468	
January	468	
February	555	
March	555	
April	555	
May	555	
June	615	

QUALITY

	Quantity	Base Number	Contract	AT	Region	England
% of FP17s for the same patient ID Re-attending within 3 months - Children	0	0	N/A	11.4%	12.0%	12.4%
% of FP17s for the same patient ID Re-attending within 3 months - Adults	3	71	4.2%	14.8%	15.9%	16.7%
% of FP17s for the same patient ID Re-attending between 3 & 9 months - Children	0	0	N/A	55.6%	58.6%	57.4%
% of FP17s for the same patient ID Re-attending between 3 & 9 months - Adults	1	71	1.4%	48.1%	51.6%	50.5%
% of FP17s for Band 1 Urgent Courses	0	51	0.0%	8.3%	8.0%	9.1%
% of FP17s Relating to Free Repair or Replacements	0	51	0.0%	0.7%	0.8%	0.8%
% of FP17s Relating to Continuations	0	51	0.0%	1.0%	1.3%	1.3%
% of Patients satisfied with the dentistry they have received	0	0	N/A	94.0%	93.1%	93.2%
% of Patients satisfied with the time they had to wait for an appointment	0	0	N/A	87.5%	89.1%	89.0%

* This is based on patients treated on this contract for their most recent course of treatment. Figures in italics indicate the base number of FP17s or Patient Questionnaire responses are less than 100. N/A is shown where the base number of responses is less than 10 during the period. % is calculated as Quantity/Base number*100

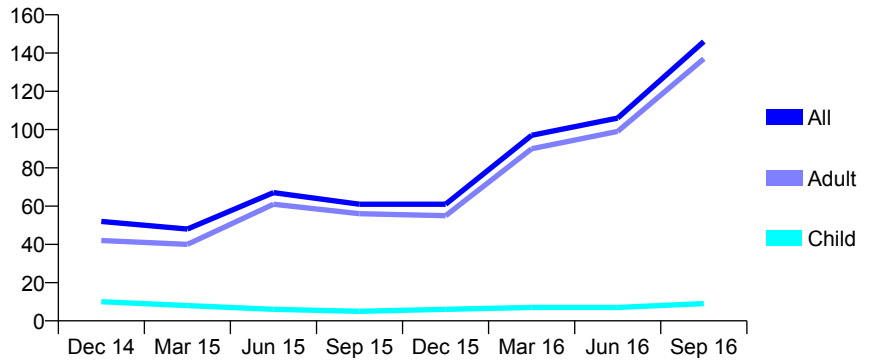
Q58 - Vital Signs At a Glance Contract Report for 741930/0007 - September 2016

Name or company name	MR A PATEL
Contract type name	PDS Contract
Purpose of contract	General
Contract start date	01/01/2013
Contract end date	31/03/2018

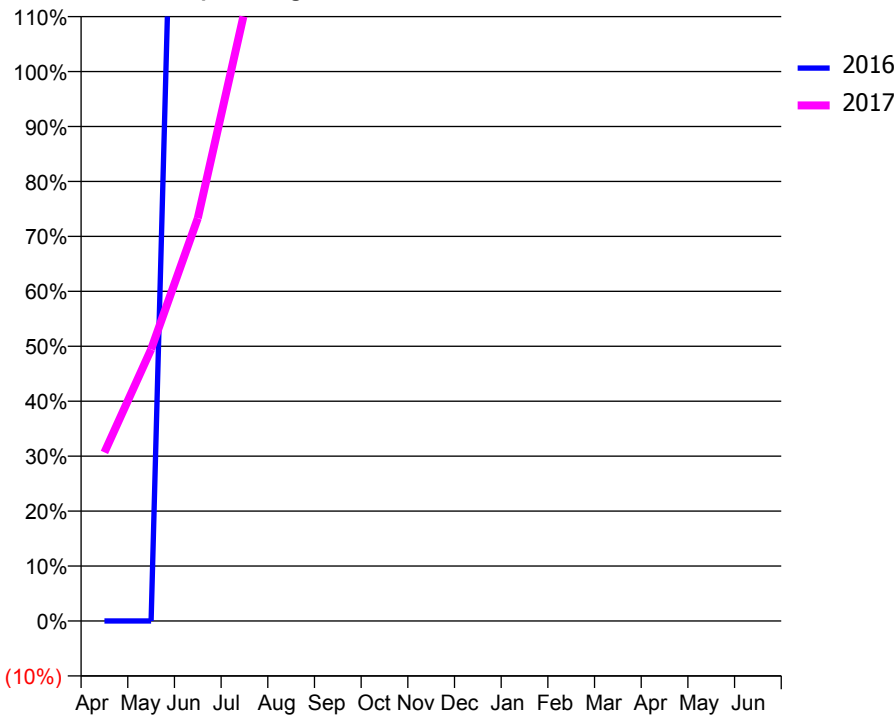
16/17 Contracted general activity (UDA)	176
Carry forward general activity (UDA)	0
16/17 Contracted orthodontic activity (UOA)	0
Carry forward orthodontic activity (UOA)	0
Baseline contract value	£88,700.91

ACCESS*

Patients seen in 24 months	Total	Change since previous quarter
Quarter ending September 2015	61	
Quarter ending December 2015	61	→
Quarter ending March 2016	97	↑
Quarter ending June 2016	106	↑
Quarter ending September 2016	146	↑
Variance since September 2015	139.3%	↑

Access trend analysis


ACTIVITY

Cumulative percentage of contracted UDA delivered 2016 & 2017


Month	Adjusted Scheduled Activity (UDA)	
	2016	2017
April	0	54
May	0	87
June	141	129
July	183	195
August	204	225
September	240	271
October	297	
November	372	
December	420	
January	420	
February	480	
March	525	
April	525	
May	525	
June	525	

QUALITY

	Quantity	Base Number	Contract	AT	Region	England
% of FP17s for the same patient ID Re-attending within 3 months - Children	1	6	16.7%	11.4%	12.0%	12.4%
% of FP17s for the same patient ID Re-attending within 3 months - Adults	1	85	1.2%	14.8%	15.9%	16.7%
% of FP17s for the same patient ID Re-attending between 3 & 9 months - Children	0	6	0.0%	55.6%	58.6%	57.4%
% of FP17s for the same patient ID Re-attending between 3 & 9 months - Adults	0	85	0.0%	48.1%	51.6%	50.5%
% of FP17s for Band 1 Urgent Courses	0	91	0.0%	8.3%	8.0%	9.1%
% of FP17s Relating to Free Repair or Replacements	0	91	0.0%	0.7%	0.8%	0.8%
% of FP17s Relating to Continuations	0	91	0.0%	1.0%	1.3%	1.3%
% of Patients satisfied with the dentistry they have received	0	0	N/A	94.0%	93.1%	93.2%
% of Patients satisfied with the time they had to wait for an appointment	0	0	N/A	87.5%	89.1%	89.0%

* This is based on patients treated on this contract for their most recent course of treatment. Figures in italics indicate the base number of FP17s or Patient Questionnaire responses are less than 100. N/A is shown where the base number of responses is less than 10 during the period. % is calculated as Quantity/Base number*100

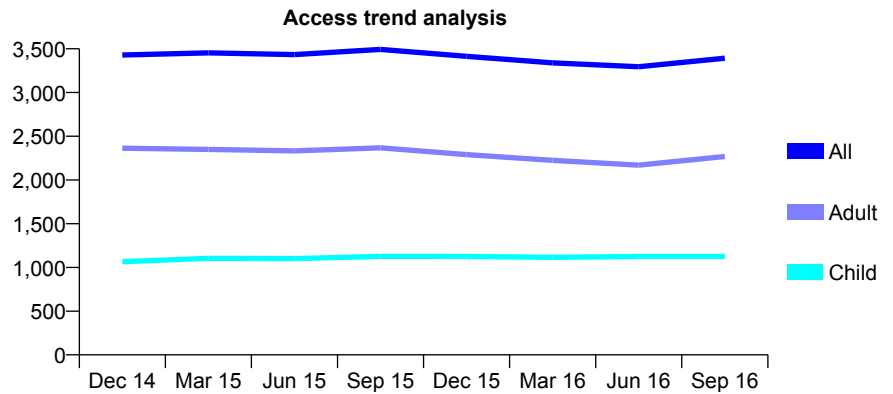
Q58 - Vital Signs At a Glance Contract Report for 742082/0001 - September 2016

Name or company name	MR N BLOOM
Contract type name	GDS Contract
Purpose of contract	General
Contract start date	01/04/2006
Contract end date	

16/17 Contracted general activity (UDA)	8,724
Carry forward general activity (UDA)	0
16/17 Contracted orthodontic activity (UOA)	0
Carry forward orthodontic activity (UOA)	0
Baseline contract value	£277,735.54

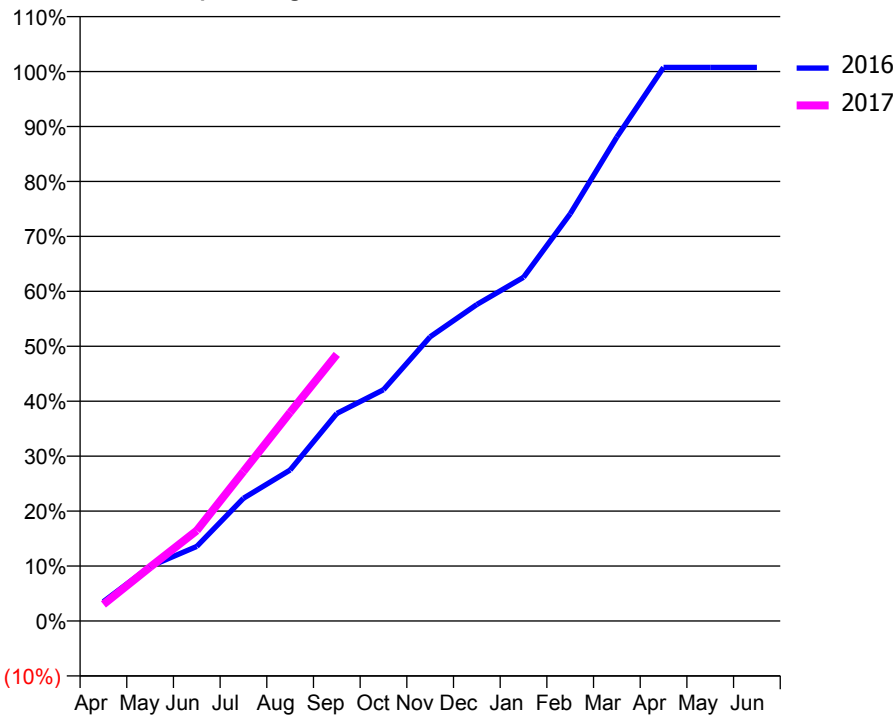
ACCESS*

Patients seen in 24 months	Total	Change since previous quarter
Quarter ending September 2015	3,493	
Quarter ending December 2015	3,414	↓
Quarter ending March 2016	3,339	↓
Quarter ending June 2016	3,295	↓
Quarter ending September 2016	3,392	↑
Variance since September 2015	(2.9%)	↓



ACTIVITY

Cumulative percentage of contracted UDA delivered 2016 & 2017



Month	Adjusted Scheduled Activity (UDA)	
	2016	2017
April	309	263
May	866	856
June	1,185	1,437
July	1,949	2,374
August	2,398	3,311
September	3,295	4,232
October	3,671	
November	4,512	
December	5,024	
January	5,456	
February	6,465	
March	7,683	
April	8,788	
May	8,788	
June	8,788	

QUALITY

	Quantity	Base Number	Contract	AT	Region	England
% of FP17s for the same patient ID Re-attending within 3 months - Children	48	706	6.8%	11.4%	12.0%	12.4%
% of FP17s for the same patient ID Re-attending within 3 months - Adults	168	1,392	12.1%	14.8%	15.9%	16.7%
% of FP17s for the same patient ID Re-attending between 3 & 9 months - Children	332	706	47.0%	55.6%	58.6%	57.4%
% of FP17s for the same patient ID Re-attending between 3 & 9 months - Adults	488	1,392	35.1%	48.1%	51.6%	50.5%
% of FP17s for Band 1 Urgent Courses	200	1,848	10.8%	8.3%	8.0%	9.1%
% of FP17s Relating to Free Repair or Replacements	3	1,848	0.2%	0.7%	0.8%	0.8%
% of FP17s Relating to Continuations	20	1,848	1.1%	1.0%	1.3%	1.3%
% of Patients satisfied with the dentistry they have received	3	5	N/A	94.0%	93.1%	93.2%
% of Patients satisfied with the time they had to wait for an appointment	3	5	N/A	87.5%	89.1%	89.0%

* This is based on patients treated on this contract for their most recent course of treatment. Figures in italics indicate the base number of FP17s or Patient Questionnaire responses are less than 100. N/A is shown where the base number of responses is less than 10 during the period. % is calculated as Quantity/Base number*100

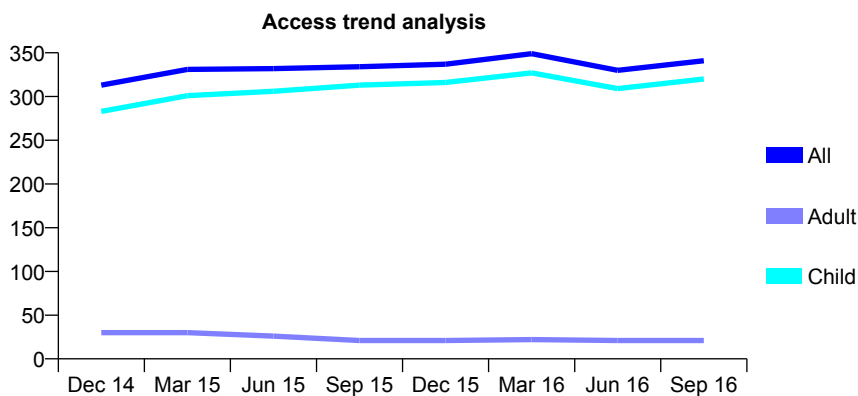
Q58 - Vital Signs At a Glance Contract Report for 746746/0001 - September 2016

Name or company name	MR RJ MILLER-WHITE
Contract type name	GDS Contract
Purpose of contract	General
Contract start date	01/04/2006
Contract end date	

16/17 Contracted general activity (UDA)	800
Carry forward general activity (UDA)	0
16/17 Contracted orthodontic activity (UOA)	0
Carry forward orthodontic activity (UOA)	0
Baseline contract value	£24,464.28

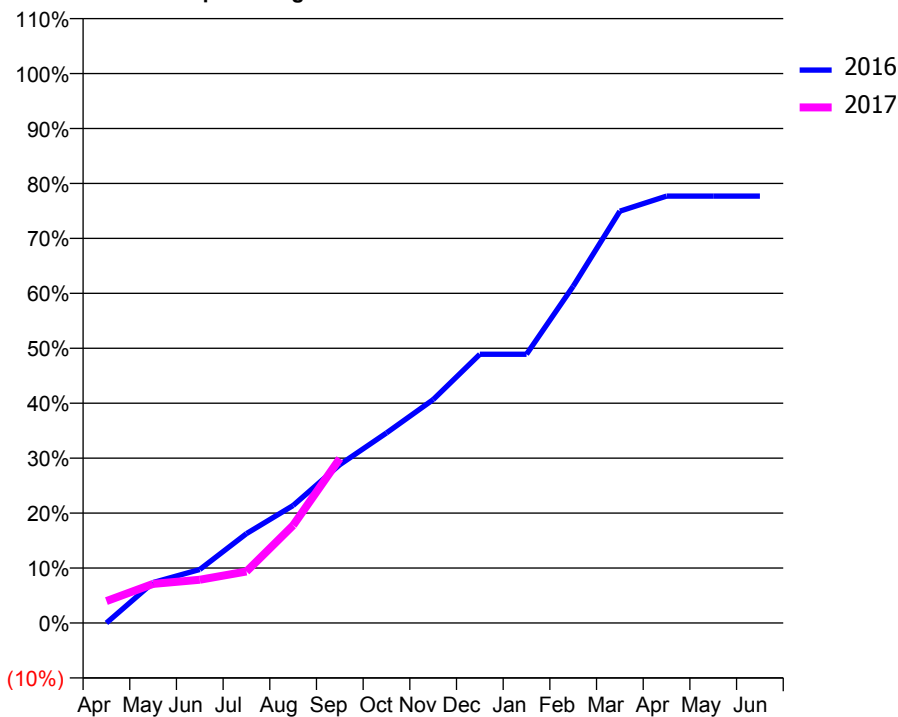
ACCESS*

Patients seen in 24 months	Total	Change since previous quarter
Quarter ending September 2015	334	
Quarter ending December 2015	337	→
Quarter ending March 2016	349	↑
Quarter ending June 2016	330	↓
Quarter ending September 2016	341	↑
Variance since September 2015	2.1%	↑



ACTIVITY

Cumulative percentage of contracted UDA delivered 2016 & 2017



Adjusted Scheduled Activity (UDA)

Month	2016	2017
April	0	32
May	59	57
June	78	63
July	130	75
August	171	142
September	231	239
October	277	
November	325	
December	391	
January	391	
February	490	
March	600	
April	622	
May	622	
June	622	

QUALITY

	Quantity	Base Number	Contract	AT	Region	England
% of FP17s for the same patient ID Re-attending within 3 months - Children	11	184	6.0%	11.4%	12.0%	12.4%
% of FP17s for the same patient ID Re-attending within 3 months - Adults	0	0	N/A	14.8%	15.9%	16.7%
% of FP17s for the same patient ID Re-attending between 3 & 9 months - Children	88	184	47.8%	55.6%	58.6%	57.4%
% of FP17s for the same patient ID Re-attending between 3 & 9 months - Adults	0	0	N/A	48.1%	51.6%	50.5%
% of FP17s for Band 1 Urgent Courses	2	170	1.2%	8.3%	8.0%	9.1%
% of FP17s Relating to Free Repair or Replacements	0	170	0.0%	0.7%	0.8%	0.8%
% of FP17s Relating to Continuations	0	170	0.0%	1.0%	1.3%	1.3%
% of Patients satisfied with the dentistry they have received	0	0	N/A	94.0%	93.1%	93.2%
% of Patients satisfied with the time they had to wait for an appointment	0	0	N/A	87.5%	89.1%	89.0%

* This is based on patients treated on this contract for their most recent course of treatment. Figures in italics indicate the base number of FP17s or Patient Questionnaire responses are less than 100. N/A is shown where the base number of responses is less than 10 during the period. % is calculated as Quantity/Base number*100

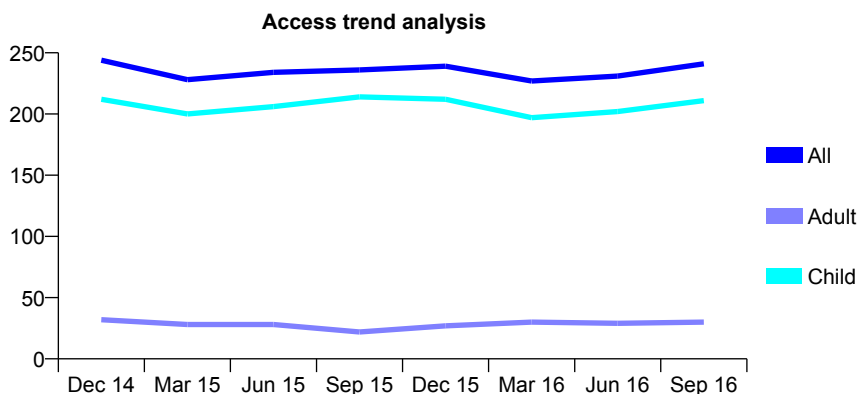
Q58 - Vital Signs At a Glance Contract Report for 751227/0001 - September 2016

Name or company name	MR GK RABIN
Contract type name	GDS Contract
Purpose of contract	General
Contract start date	01/04/2006
Contract end date	

16/17 Contracted general activity (UDA)	600
Carry forward general activity (UDA)	0
16/17 Contracted orthodontic activity (UOA)	0
Carry forward orthodontic activity (UOA)	0
Baseline contract value	£14,308.08

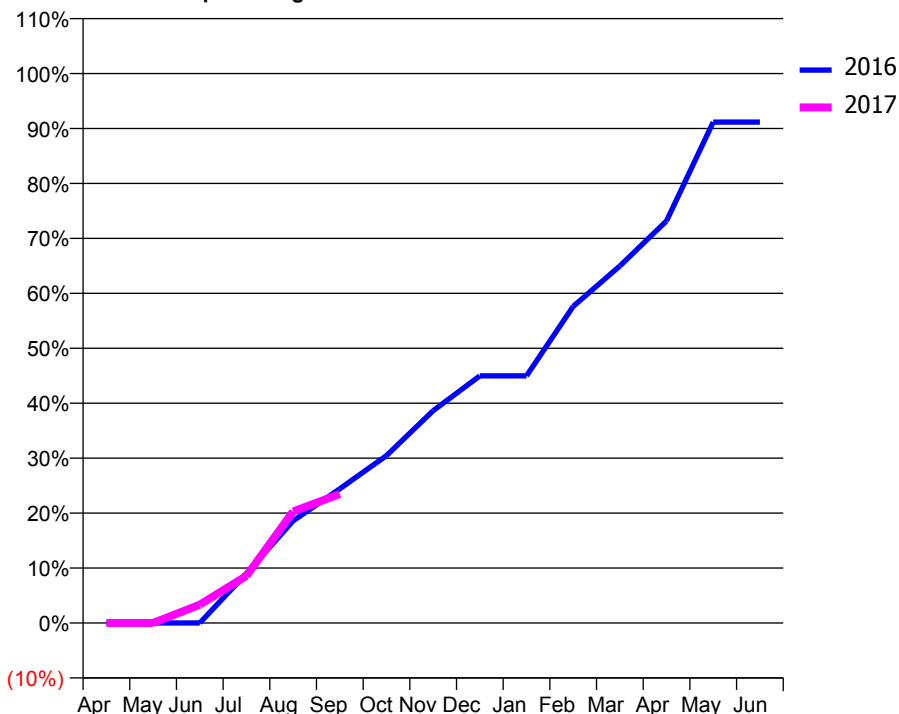
ACCESS*

Patients seen in 24 months	Total	Change since previous quarter
Quarter ending September 2015	236	
Quarter ending December 2015	239	→
Quarter ending March 2016	227	↓
Quarter ending June 2016	231	→
Quarter ending September 2016	241	↑
Variance since September 2015	2.1%	↑



ACTIVITY

Cumulative percentage of contracted UDA delivered 2016 & 2017



Month	Adjusted Scheduled Activity (UDA)	
	2016	2017
April	0	0
May	0	0
June	0	20
July	54	51
August	112	122
September	147	141
October	183	
November	232	
December	270	
January	270	
February	346	
March	390	
April	439	
May	547	
June	547	

QUALITY

	Quantity	Base Number	Contract	AT	Region	England
% of FP17s for the same patient ID Re-attending within 3 months - Children	14	174	8.0%	11.4%	12.0%	12.4%
% of FP17s for the same patient ID Re-attending within 3 months - Adults	0	3	0.0%	14.8%	15.9%	16.7%
% of FP17s for the same patient ID Re-attending between 3 & 9 months - Children	98	174	56.3%	55.6%	58.6%	57.4%
% of FP17s for the same patient ID Re-attending between 3 & 9 months - Adults	2	3	66.7%	48.1%	51.6%	50.5%
% of FP17s for Band 1 Urgent Courses	4	91	4.4%	8.3%	8.0%	9.1%
% of FP17s Relating to Free Repair or Replacements	0	91	0.0%	0.7%	0.8%	0.8%
% of FP17s Relating to Continuations	0	91	0.0%	1.0%	1.3%	1.3%
% of Patients satisfied with the dentistry they have received	0	0	N/A	94.0%	93.1%	93.2%
% of Patients satisfied with the time they had to wait for an appointment	0	0	N/A	87.5%	89.1%	89.0%

* This is based on patients treated on this contract for their most recent course of treatment. Figures in italics indicate the base number of FP17s or Patient Questionnaire responses are less than 100. N/A is shown where the base number of responses is less than 10 during the period. % is calculated as Quantity/Base number*100

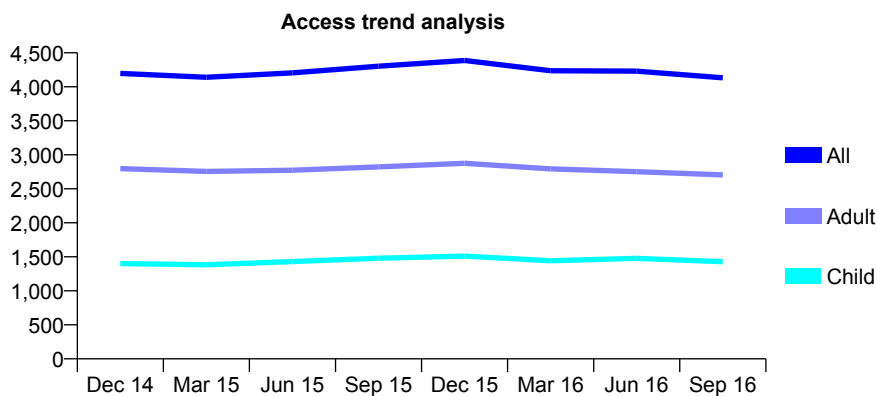
Q58 - Vital Signs At a Glance Contract Report for 753688/0001 - September 2016

Name or company name	MR B KOTECCHA
Contract type name	GDS Contract
Purpose of contract	General
Contract start date	01/04/2006
Contract end date	

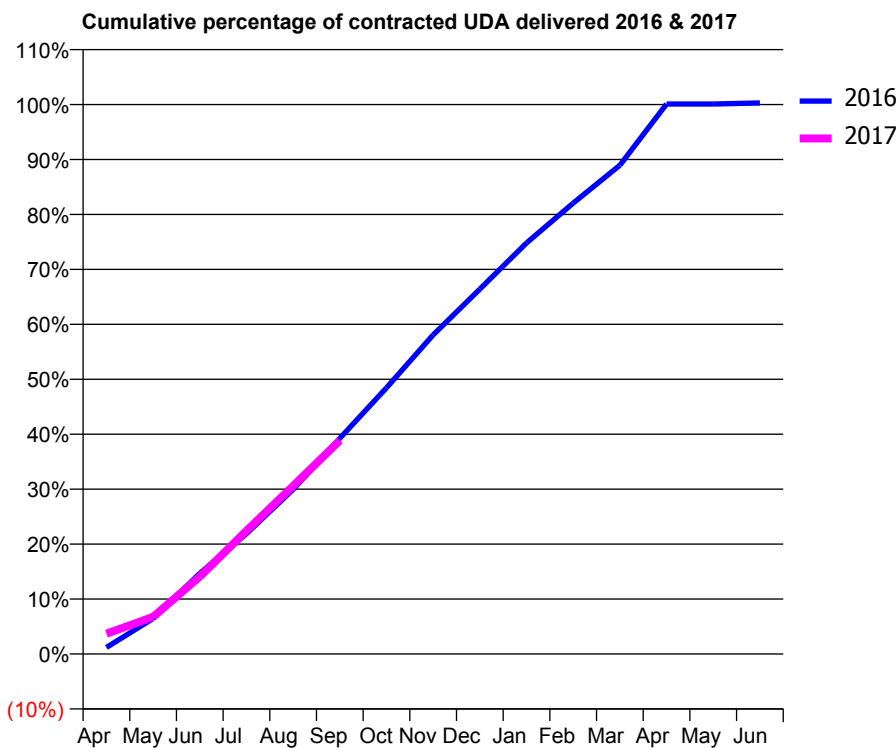
16/17 Contracted general activity (UDA)	13,220
Carry forward general activity (UDA)	0
16/17 Contracted orthodontic activity (UOA)	0
Carry forward orthodontic activity (UOA)	0
Baseline contract value	£330,110.16

ACCESS*

Patients seen in 24 months	Total	Change since previous quarter
Quarter ending September 2015	4,302	
Quarter ending December 2015	4,387	→
Quarter ending March 2016	4,236	↓
Quarter ending June 2016	4,230	→
Quarter ending September 2016	4,133	↓
Variance since September 2015	(3.9%)	↓



ACTIVITY



Month	Adjusted Scheduled Activity (UDA)	
	2016	2017
April	159	490
May	856	893
June	1,941	1,861
July	2,896	2,966
August	3,959	4,045
September	5,190	5,138
October	6,404	
November	7,677	
December	8,780	
January	9,889	
February	10,847	
March	11,761	
April	13,230	
May	13,230	
June	13,256	

QUALITY

	Quantity	Base Number	Contract	AT	Region	England
% of FP17s for the same patient ID Re-attending within 3 months - Children	77	1,215	6.3%	11.4%	12.0%	12.4%
% of FP17s for the same patient ID Re-attending within 3 months - Adults	263	2,133	12.3%	14.8%	15.9%	16.7%
% of FP17s for the same patient ID Re-attending between 3 & 9 months - Children	831	1,215	68.4%	55.6%	58.6%	57.4%
% of FP17s for the same patient ID Re-attending between 3 & 9 months - Adults	1,426	2,133	66.9%	48.1%	51.6%	50.5%
% of FP17s for Band 1 Urgent Courses	192	2,728	7.0%	8.3%	8.0%	9.1%
% of FP17s Relating to Free Repair or Replacements	19	2,728	0.7%	0.7%	0.8%	0.8%
% of FP17s Relating to Continuations	9	2,728	0.3%	1.0%	1.3%	1.3%
% of Patients satisfied with the dentistry they have received	7	7	N/A	94.0%	93.1%	93.2%
% of Patients satisfied with the time they had to wait for an appointment	7	7	N/A	87.5%	89.1%	89.0%

* This is based on patients treated on this contract for their most recent course of treatment. Figures in italics indicate the base number of FP17s or Patient Questionnaire responses are less than 100. N/A is shown where the base number of responses is less than 10 during the period. % is calculated as Quantity/Base number*100

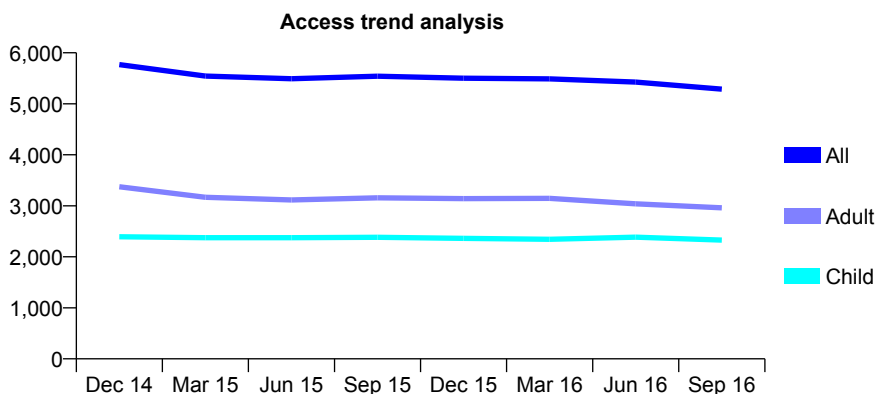
Q58 - Vital Signs At a Glance Contract Report for 755737/0001 - September 2016

Name or company name	MR SK EFSTRATIOU
Contract type name	GDS Contract
Purpose of contract	General
Contract start date	01/04/2006
Contract end date	

16/17 Contracted general activity (UDA)	11,700
Carry forward general activity (UDA)	0
16/17 Contracted orthodontic activity (UOA)	0
Carry forward orthodontic activity (UOA)	0
Baseline contract value	£320,828.12

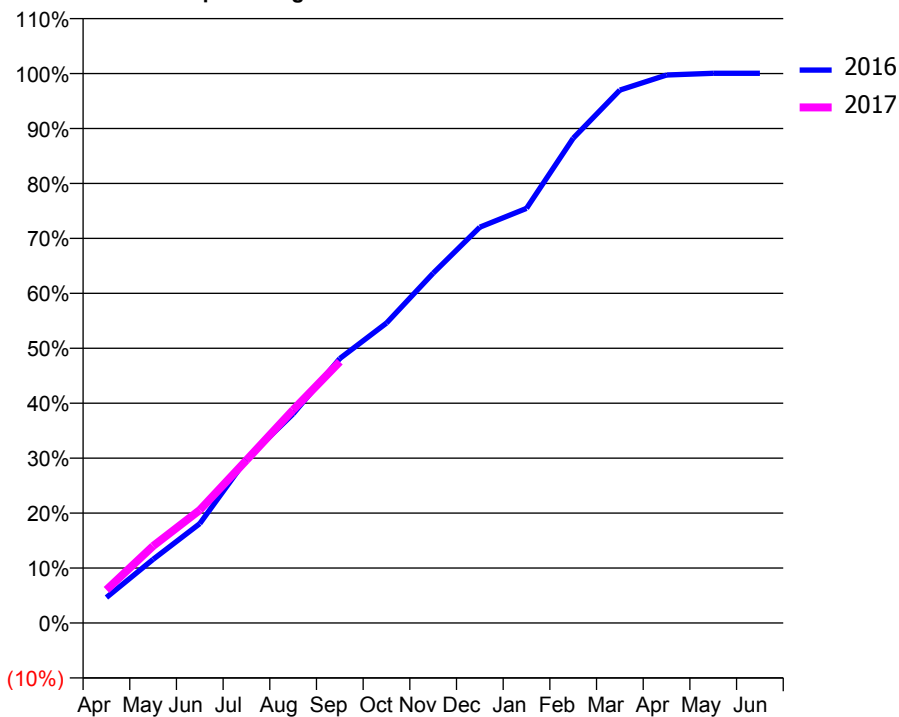
ACCESS*

Patients seen in 24 months	Total	Change since previous quarter
Quarter ending September 2015	5,540	
Quarter ending December 2015	5,502	→
Quarter ending March 2016	5,490	→
Quarter ending June 2016	5,425	↓
Quarter ending September 2016	5,287	↓
Variance since September 2015	(4.6%)	↓



ACTIVITY

Cumulative percentage of contracted UDA delivered 2016 & 2017



Month	Adjusted Scheduled Activity (UDA)	
	2016	2017
April	544	704
May	1,356	1,638
June	2,115	2,406
July	3,487	3,468
August	4,453	4,538
September	5,631	5,563
October	6,387	
November	7,448	
December	8,428	
January	8,829	
February	10,323	
March	11,347	
April	11,669	
May	11,703	
June	11,705	

QUALITY

	Quantity	Base Number	Contract	AT	Region	England
% of FP17s for the same patient ID Re-attending within 3 months - Children	173	1,871	9.2%	11.4%	12.0%	12.4%
% of FP17s for the same patient ID Re-attending within 3 months - Adults	290	1,700	17.1%	14.8%	15.9%	16.7%
% of FP17s for the same patient ID Re-attending between 3 & 9 months - Children	1,072	1,871	57.3%	55.6%	58.6%	57.4%
% of FP17s for the same patient ID Re-attending between 3 & 9 months - Adults	823	1,700	48.4%	48.1%	51.6%	50.5%
% of FP17s for Band 1 Urgent Courses	309	3,094	10.0%	8.3%	8.0%	9.1%
% of FP17s Relating to Free Repair or Replacements	7	3,094	0.2%	0.7%	0.8%	0.8%
% of FP17s Relating to Continuations	17	3,094	0.5%	1.0%	1.3%	1.3%
% of Patients satisfied with the dentistry they have received	1	1	N/A	94.0%	93.1%	93.2%
% of Patients satisfied with the time they had to wait for an appointment	1	1	N/A	87.5%	89.1%	89.0%

* This is based on patients treated on this contract for their most recent course of treatment. Figures in italics indicate the base number of FP17s or Patient Questionnaire responses are less than 100. N/A is shown where the base number of responses is less than 10 during the period. % is calculated as Quantity/Base number*100

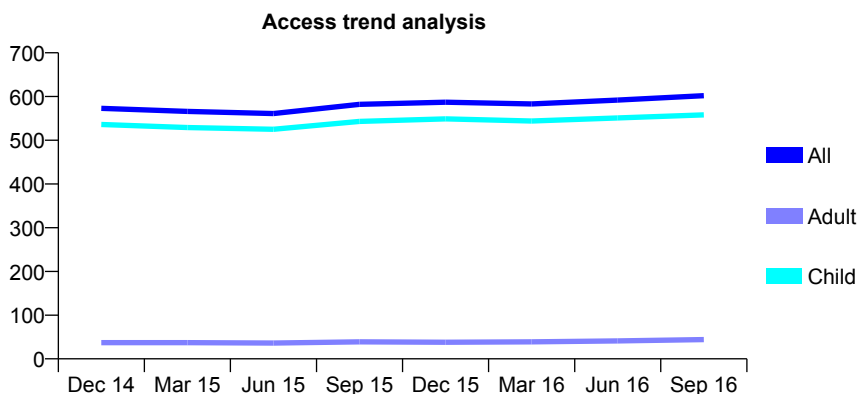
Q58 - Vital Signs At a Glance Contract Report for 762377/0001 - September 2016

Name or company name	MISS AM BROKENSHIRE
Contract type name	GDS Contract
Purpose of contract	General
Contract start date	01/04/2006
Contract end date	

16/17 Contracted general activity (UDA)	990
Carry forward general activity (UDA)	0
16/17 Contracted orthodontic activity (UOA)	0
Carry forward orthodontic activity (UOA)	0
Baseline contract value	£22,468.44

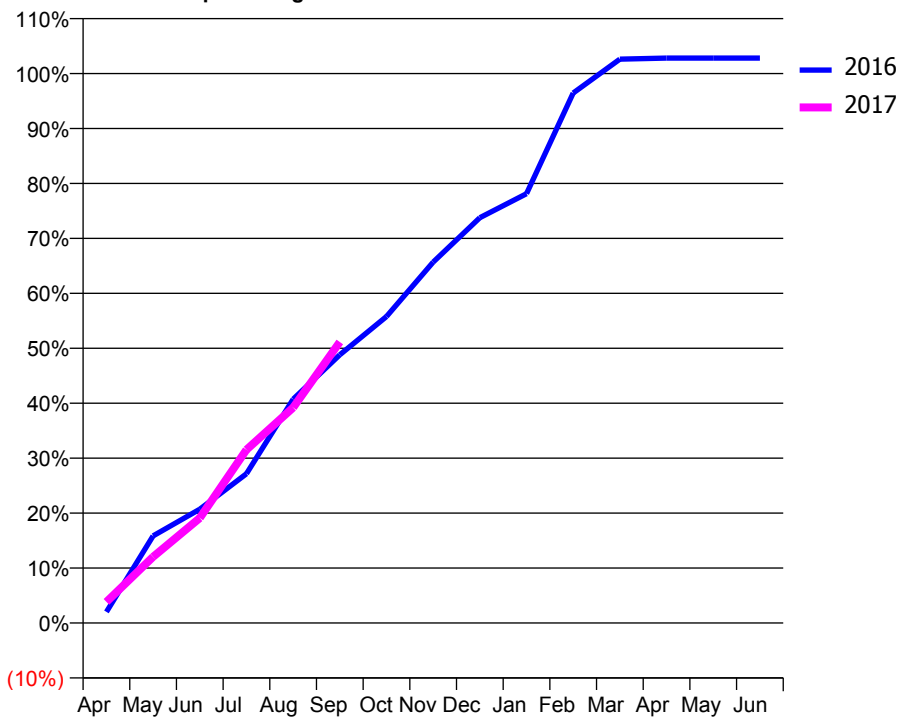
ACCESS*

Patients seen in 24 months	Total	Change since previous quarter
Quarter ending September 2015	582	
Quarter ending December 2015	587	→
Quarter ending March 2016	583	→
Quarter ending June 2016	592	→
Quarter ending September 2016	602	→
Variance since September 2015	3.4%	↑



ACTIVITY

Cumulative percentage of contracted UDA delivered 2016 & 2017



Adjusted Scheduled Activity (UDA)

Month	2016	2017
April	20	38
May	157	119
June	205	189
July	269	312
August	403	388
September	483	506
October	552	
November	650	
December	730	
January	773	
February	955	
March	1,016	
April	1,018	
May	1,018	
June	1,018	

QUALITY

	Quantity	Base Number	Contract	AT	Region	England
% of FP17s for the same patient ID Re-attending within 3 months - Children	12	408	2.9%	11.4%	12.0%	12.4%
% of FP17s for the same patient ID Re-attending within 3 months - Adults	0	0	N/A	14.8%	15.9%	16.7%
% of FP17s for the same patient ID Re-attending between 3 & 9 months - Children	227	408	55.6%	55.6%	58.6%	57.4%
% of FP17s for the same patient ID Re-attending between 3 & 9 months - Adults	0	0	N/A	48.1%	51.6%	50.5%
% of FP17s for Band 1 Urgent Courses	1	406	0.2%	8.3%	8.0%	9.1%
% of FP17s Relating to Free Repair or Replacements	0	406	0.0%	0.7%	0.8%	0.8%
% of FP17s Relating to Continuations	8	406	2.0%	1.0%	1.3%	1.3%
% of Patients satisfied with the dentistry they have received	0	0	N/A	94.0%	93.1%	93.2%
% of Patients satisfied with the time they had to wait for an appointment	0	0	N/A	87.5%	89.1%	89.0%

* This is based on patients treated on this contract for their most recent course of treatment. Figures in italics indicate the base number of FP17s or Patient Questionnaire responses are less than 100. N/A is shown where the base number of responses is less than 10 during the period. % is calculated as Quantity/Base number*100

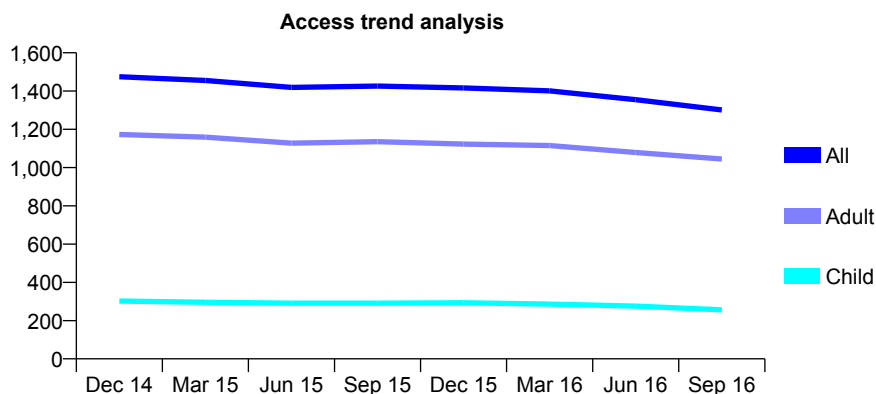
Q58 - Vital Signs At a Glance Contract Report for 763306/0001 - September 2016

Name or company name	MR KR KALHOR SADIGHI
Contract type name	GDS Contract
Purpose of contract	General
Contract start date	01/04/2006
Contract end date	

16/17 Contracted general activity (UDA)	9,850
Carry forward general activity (UDA)	0
16/17 Contracted orthodontic activity (UOA)	0
Carry forward orthodontic activity (UOA)	0
Baseline contract value	£237,928.32

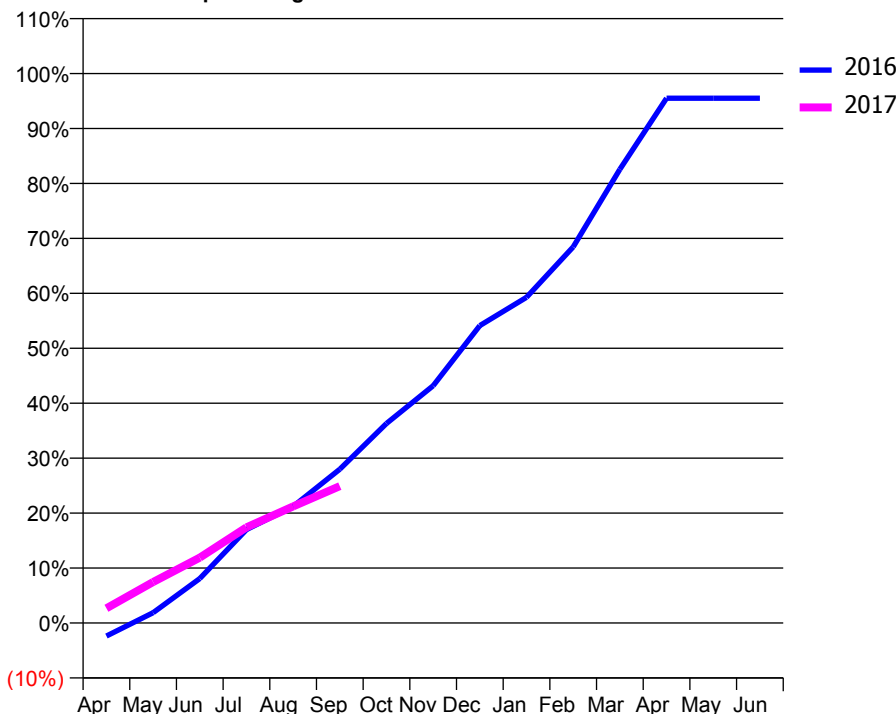
ACCESS*

Patients seen in 24 months	Total	Change since previous quarter
Quarter ending September 2015	1,426	
Quarter ending December 2015	1,416	→
Quarter ending March 2016	1,401	↓
Quarter ending June 2016	1,355	↓
Quarter ending September 2016	1,301	↓
Variance since September 2015	(8.8%)	↓



ACTIVITY

Cumulative percentage of contracted UDA delivered 2016 & 2017



Adjusted Scheduled Activity (UDA)

Month	2016	2017
April	-235	264
May	185	735
June	797	1,172
July	1,675	1,714
August	2,090	2,090
September	2,758	2,453
October	3,578	
November	4,252	
December	5,332	
January	5,838	
February	6,741	
March	8,132	
April	9,407	
May	9,407	
June	9,407	

QUALITY

	Quantity	Base Number	Contract	AT	Region	England
% of FP17s for the same patient ID Re-attending within 3 months - Children	25	202	12.4%	11.4%	12.0%	12.4%
% of FP17s for the same patient ID Re-attending within 3 months - Adults	160	731	21.9%	14.8%	15.9%	16.7%
% of FP17s for the same patient ID Re-attending between 3 & 9 months - Children	105	202	52.0%	55.6%	58.6%	57.4%
% of FP17s for the same patient ID Re-attending between 3 & 9 months - Adults	418	731	57.2%	48.1%	51.6%	50.5%
% of FP17s for Band 1 Urgent Courses	93	766	12.1%	8.3%	8.0%	9.1%
% of FP17s Relating to Free Repair or Replacements	18	766	2.3%	0.7%	0.8%	0.8%
% of FP17s Relating to Continuations	27	766	3.5%	1.0%	1.3%	1.3%
% of Patients satisfied with the dentistry they have received	1	3	N/A	94.0%	93.1%	93.2%
% of Patients satisfied with the time they had to wait for an appointment	3	3	N/A	87.5%	89.1%	89.0%

* This is based on patients treated on this contract for their most recent course of treatment. Figures in italics indicate the base number of FP17s or Patient Questionnaire responses are less than 100. N/A is shown where the base number of responses is less than 10 during the period. % is calculated as Quantity/Base number*100

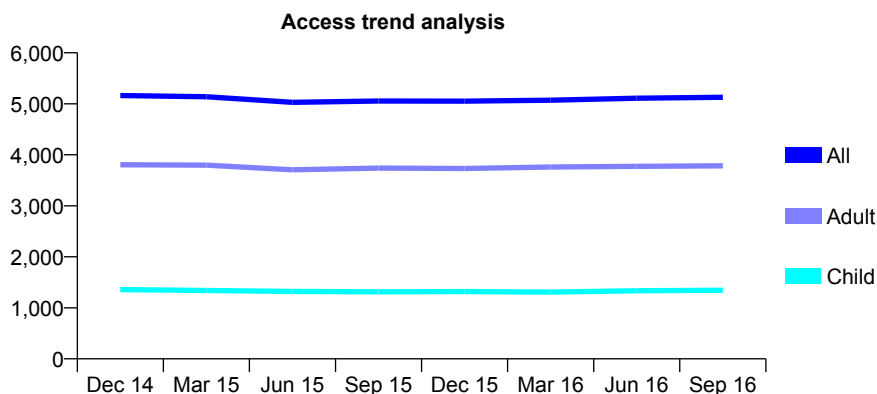
Q58 - Vital Signs At a Glance Contract Report for 764280/0001 - September 2016

Name or company name	MRS AO IYALLA
Contract type name	GDS Contract
Purpose of contract	General
Contract start date	01/04/2006
Contract end date	

16/17 Contracted general activity (UDA)	15,337
Carry forward general activity (UDA)	0
16/17 Contracted orthodontic activity (UOA)	0
Carry forward orthodontic activity (UOA)	0
Baseline contract value	£387,366.25

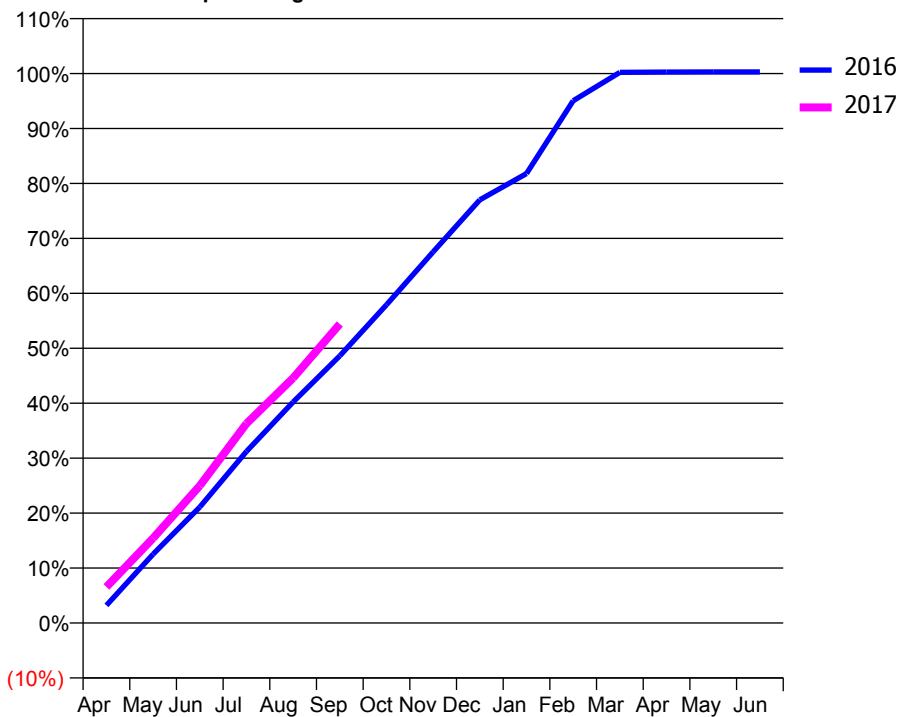
ACCESS*

Patients seen in 24 months	Total	Change since previous quarter
Quarter ending September 2015	5,054	
Quarter ending December 2015	5,052	→
Quarter ending March 2016	5,070	→
Quarter ending June 2016	5,109	→
Quarter ending September 2016	5,129	→
Variance since September 2015	1.5%	→



ACTIVITY

Cumulative percentage of contracted UDA delivered 2016 & 2017



Month	Adjusted Scheduled Activity (UDA)	
	2016	2017
April	493	1,007
May	1,921	2,370
June	3,235	3,833
July	4,787	5,564
August	6,170	6,837
September	7,458	8,347
October	8,883	
November	10,359	
December	11,813	
January	12,543	
February	14,575	
March	15,371	
April	15,377	
May	15,380	
June	15,381	

QUALITY

	Quantity	Base Number	Contract	AT	Region	England
% of FP17s for the same patient ID Re-attending within 3 months - Children	57	969	5.9%	11.4%	12.0%	12.4%
% of FP17s for the same patient ID Re-attending within 3 months - Adults	226	2,157	10.5%	14.8%	15.9%	16.7%
% of FP17s for the same patient ID Re-attending between 3 & 9 months - Children	519	969	53.6%	55.6%	58.6%	57.4%
% of FP17s for the same patient ID Re-attending between 3 & 9 months - Adults	904	2,157	41.9%	48.1%	51.6%	50.5%
% of FP17s for Band 1 Urgent Courses	325	3,119	10.4%	8.3%	8.0%	9.1%
% of FP17s Relating to Free Repair or Replacements	14	3,119	0.4%	0.7%	0.8%	0.8%
% of FP17s Relating to Continuations	0	3,119	0.0%	1.0%	1.3%	1.3%
% of Patients satisfied with the dentistry they have received	3	3	N/A	94.0%	93.1%	93.2%
% of Patients satisfied with the time they had to wait for an appointment	2	3	N/A	87.5%	89.1%	89.0%

* This is based on patients treated on this contract for their most recent course of treatment. Figures in italics indicate the base number of FP17s or Patient Questionnaire responses are less than 100. N/A is shown where the base number of responses is less than 10 during the period. % is calculated as Quantity/Base number*100

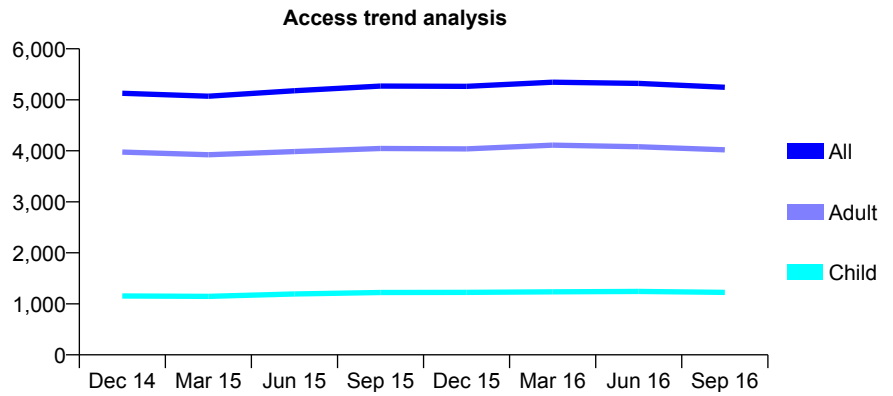
Q58 - Vital Signs At a Glance Contract Report for 764779/0001 - September 2016

Name or company name	MR PD LITCHFIELD
Contract type name	GDS Contract
Purpose of contract	General
Contract start date	01/04/2006
Contract end date	

16/17 Contracted general activity (UDA)	13,776
Carry forward general activity (UDA)	0
16/17 Contracted orthodontic activity (UOA)	0
Carry forward orthodontic activity (UOA)	0
Baseline contract value	£353,831.57

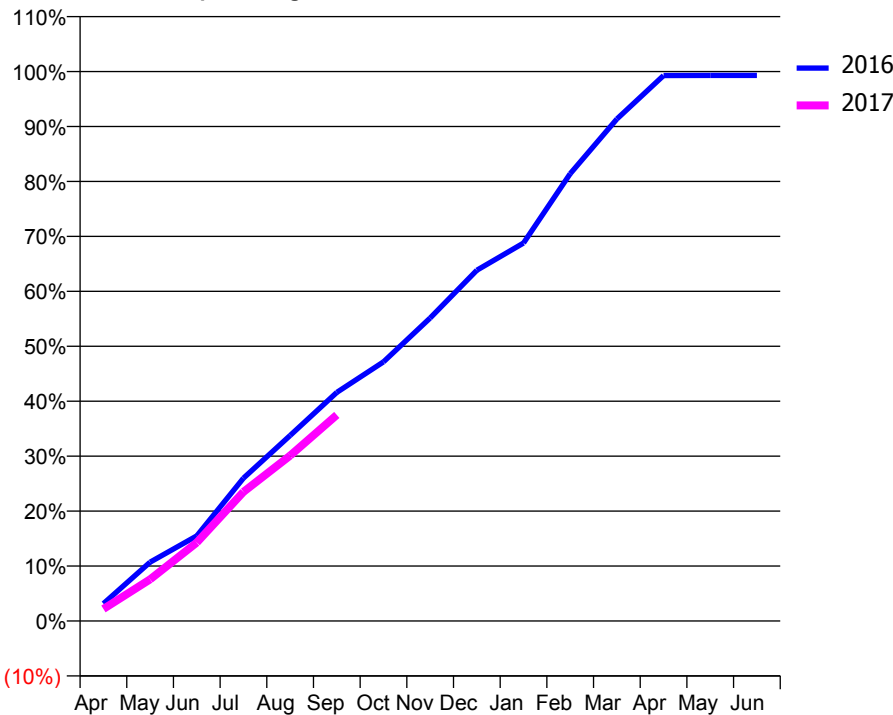
ACCESS*

Patients seen in 24 months	Total	Change since previous quarter
Quarter ending September 2015	5,268	
Quarter ending December 2015	5,265	→
Quarter ending March 2016	5,346	→
Quarter ending June 2016	5,322	→
Quarter ending September 2016	5,245	↓
Variance since September 2015	(0.4%)	→



ACTIVITY

Cumulative percentage of contracted UDA delivered 2016 & 2017



Month	Adjusted Scheduled Activity (UDA)	
	2016	2017
April	437	302
May	1,477	1,043
June	2,133	1,967
July	3,582	3,237
August	4,651	4,146
September	5,730	5,166
October	6,496	
November	7,598	
December	8,795	
January	9,475	
February	11,216	
March	12,585	
April	13,675	
May	13,679	
June	13,679	

QUALITY

	Quantity	Base Number	Contract	AT	Region	England
% of FP17s for the same patient ID Re-attending within 3 months - Children	38	504	7.5%	11.4%	12.0%	12.4%
% of FP17s for the same patient ID Re-attending within 3 months - Adults	456	1,943	23.5%	14.8%	15.9%	16.7%
% of FP17s for the same patient ID Re-attending between 3 & 9 months - Children	118	504	23.4%	55.6%	58.6%	57.4%
% of FP17s for the same patient ID Re-attending between 3 & 9 months - Adults	488	1,943	25.1%	48.1%	51.6%	50.5%
% of FP17s for Band 1 Urgent Courses	544	2,076	26.2%	8.3%	8.0%	9.1%
% of FP17s Relating to Free Repair or Replacements	27	2,076	1.3%	0.7%	0.8%	0.8%
% of FP17s Relating to Continuations	31	2,076	1.5%	1.0%	1.3%	1.3%
% of Patients satisfied with the dentistry they have received	5	5	N/A	94.0%	93.1%	93.2%
% of Patients satisfied with the time they had to wait for an appointment	5	5	N/A	87.5%	89.1%	89.0%

* This is based on patients treated on this contract for their most recent course of treatment. Figures in italics indicate the base number of FP17s or Patient Questionnaire responses are less than 100. N/A is shown where the base number of responses is less than 10 during the period. % is calculated as Quantity/Base number*100

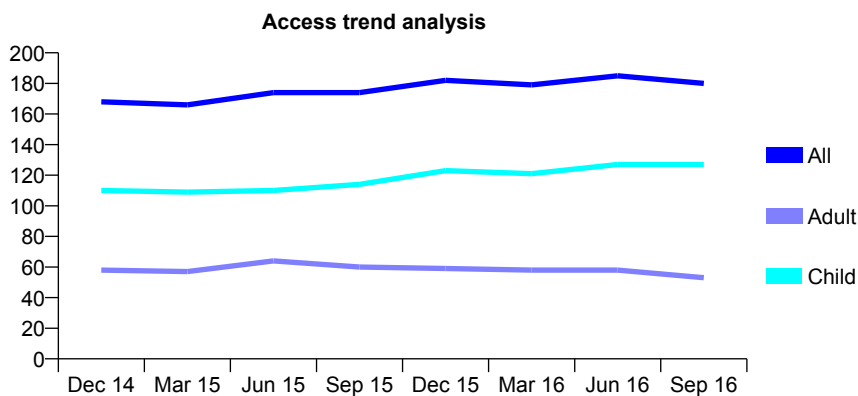
Q58 - Vital Signs At a Glance Contract Report for 765279/0001 - September 2016

Name or company name	MR NS SHAH
Contract type name	GDS Contract
Purpose of contract	General
Contract start date	01/04/2007
Contract end date	

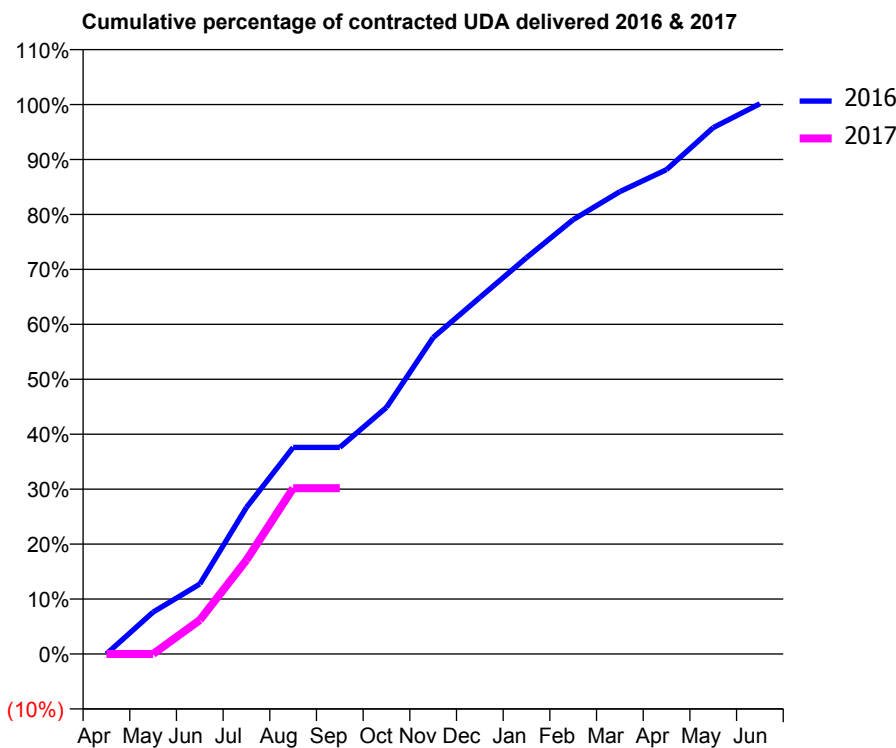
16/17 Contracted general activity (UDA)	275
Carry forward general activity (UDA)	0
16/17 Contracted orthodontic activity (UOA)	0
Carry forward orthodontic activity (UOA)	0
Baseline contract value	£6,015.34

ACCESS*

Patients seen in 24 months	Total	Change since previous quarter
Quarter ending September 2015	174	
Quarter ending December 2015	182	↑
Quarter ending March 2016	179	↓
Quarter ending June 2016	185	↑
Quarter ending September 2016	180	↓
Variance since September 2015	3.4%	↑



ACTIVITY



Month	Adjusted Scheduled Activity (UDA)	
	2016	2017
April	0	0
May	21	0
June	35	17
July	73	47
August	103	83
September	103	83
October	123	
November	158	
December	178	
January	198	
February	217	
March	231	
April	242	
May	263	
June	275	

QUALITY

	Quantity	Base Number	Contract	AT	Region	England
% of FP17s for the same patient ID Re-attending within 3 months - Children	0	86	0.0%	11.4%	12.0%	12.4%
% of FP17s for the same patient ID Re-attending within 3 months - Adults	0	27	0.0%	14.8%	15.9%	16.7%
% of FP17s for the same patient ID Re-attending between 3 & 9 months - Children	52	86	60.5%	55.6%	58.6%	57.4%
% of FP17s for the same patient ID Re-attending between 3 & 9 months - Adults	11	27	40.7%	48.1%	51.6%	50.5%
% of FP17s for Band 1 Urgent Courses	0	71	0.0%	8.3%	8.0%	9.1%
% of FP17s Relating to Free Repair or Replacements	0	71	0.0%	0.7%	0.8%	0.8%
% of FP17s Relating to Continuations	0	71	0.0%	1.0%	1.3%	1.3%
% of Patients satisfied with the dentistry they have received	0	0	N/A	94.0%	93.1%	93.2%
% of Patients satisfied with the time they had to wait for an appointment	0	0	N/A	87.5%	89.1%	89.0%

* This is based on patients treated on this contract for their most recent course of treatment. Figures in italics indicate the base number of FP17s or Patient Questionnaire responses are less than 100. N/A is shown where the base number of responses is less than 10 during the period. % is calculated as Quantity/Base number*100

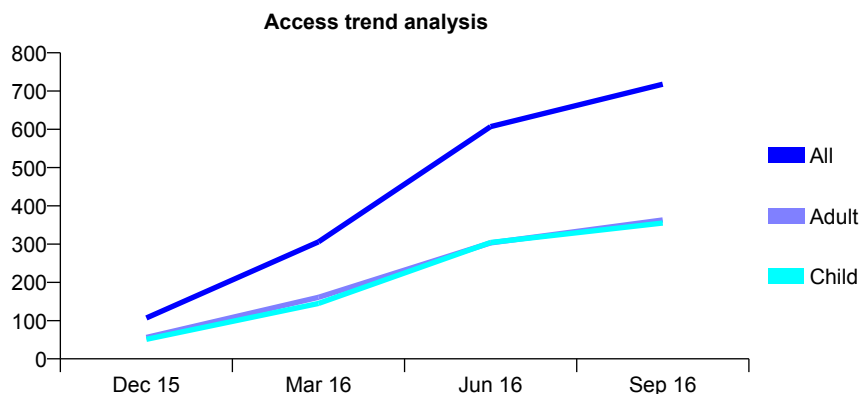
Q58 - Vital Signs At a Glance Contract Report for 765279/0003 - September 2016

Name or company name	MR NS SHAH
Contract type name	GDS Contract
Purpose of contract	General
Contract start date	14/11/2015
Contract end date	

16/17 Contracted general activity (UDA)	2,010
Carry forward general activity (UDA)	0
16/17 Contracted orthodontic activity (UOA)	0
Carry forward orthodontic activity (UOA)	0
Baseline contract value	£58,039.10

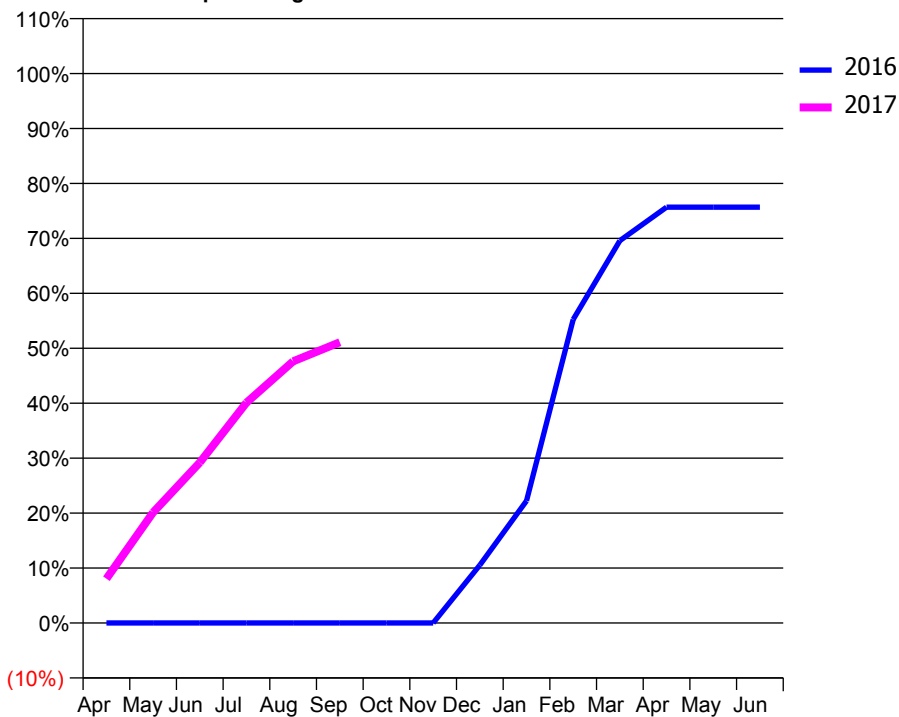
ACCESS*

Patients seen in 24 months	Total	Change since previous quarter
Quarter ending September 2015	0	
Quarter ending December 2015	107	↑
Quarter ending March 2016	306	↑
Quarter ending June 2016	607	↑
Quarter ending September 2016	718	↑
Variance since September 2015	N/A	



ACTIVITY

Cumulative percentage of contracted UDA delivered 2016 & 2017



Month	Adjusted Scheduled Activity (UDA)	
	2016	2017
April	0	162
May	0	404
June	0	587
July	0	806
August	0	957
September	0	1,027
October	0	
November	0	
December	75	
January	157	
February	391	
March	493	
April	536	
May	536	
June	536	

QUALITY

	Quantity	Base Number	Contract	AT	Region	England
% of FP17s for the same patient ID Re-attending within 3 months - Children	23	332	6.9%	11.4%	12.0%	12.4%
% of FP17s for the same patient ID Re-attending within 3 months - Adults	45	319	14.1%	14.8%	15.9%	16.7%
% of FP17s for the same patient ID Re-attending between 3 & 9 months - Children	67	332	20.2%	55.6%	58.6%	57.4%
% of FP17s for the same patient ID Re-attending between 3 & 9 months - Adults	72	319	22.6%	48.1%	51.6%	50.5%
% of FP17s for Band 1 Urgent Courses	24	609	3.9%	8.3%	8.0%	9.1%
% of FP17s Relating to Free Repair or Replacements	2	609	0.3%	0.7%	0.8%	0.8%
% of FP17s Relating to Continuations	14	609	2.3%	1.0%	1.3%	1.3%
% of Patients satisfied with the dentistry they have received	1	1	N/A	94.0%	93.1%	93.2%
% of Patients satisfied with the time they had to wait for an appointment	1	1	N/A	87.5%	89.1%	89.0%

* This is based on patients treated on this contract for their most recent course of treatment. Figures in italics indicate the base number of FP17s or Patient Questionnaire responses are less than 100. N/A is shown where the base number of responses is less than 10 during the period. % is calculated as Quantity/Base number*100

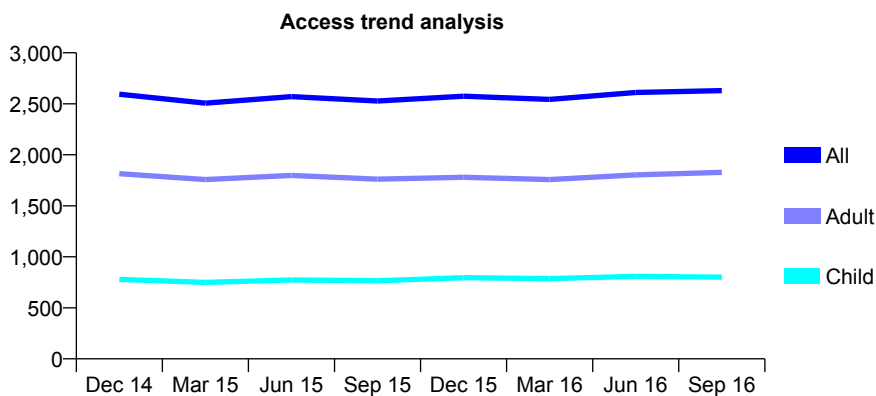
Q58 - Vital Signs At a Glance Contract Report for 767190/0001 - September 2016

Name or company name	MR S BHOGAITA
Contract type name	GDS Contract
Purpose of contract	General
Contract start date	01/04/2006
Contract end date	

16/17 Contracted general activity (UDA)	8,100
Carry forward general activity (UDA)	0
16/17 Contracted orthodontic activity (UOA)	0
Carry forward orthodontic activity (UOA)	0
Baseline contract value	£212,213.69

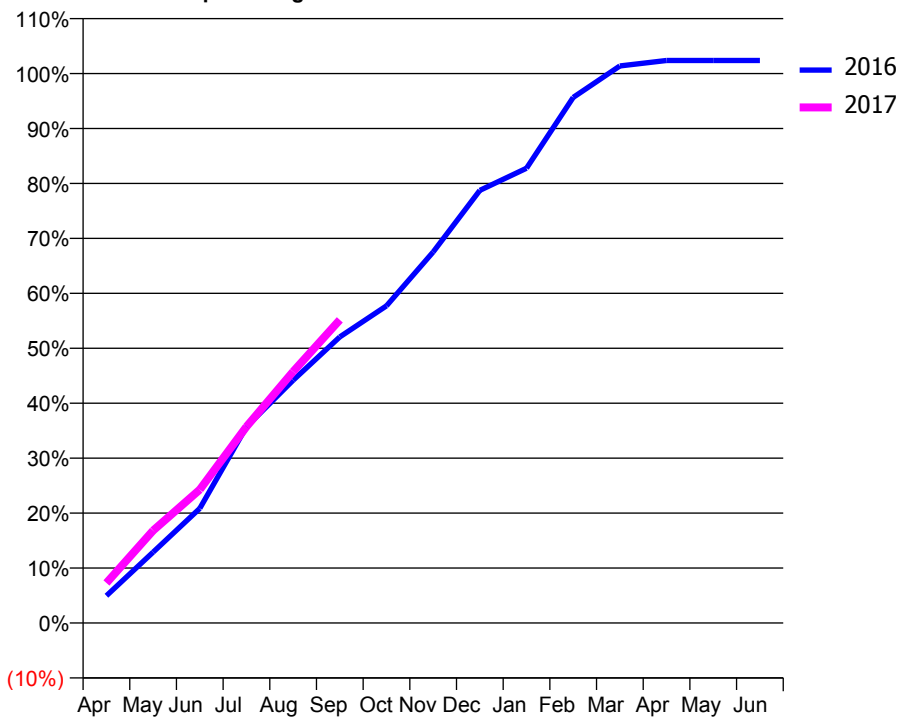
ACCESS*

Patients seen in 24 months	Total	Change since previous quarter
Quarter ending September 2015	2,528	
Quarter ending December 2015	2,575	→
Quarter ending March 2016	2,543	↓
Quarter ending June 2016	2,611	↑
Quarter ending September 2016	2,629	→
Variance since September 2015	4.0%	↑



ACTIVITY

Cumulative percentage of contracted UDA delivered 2016 & 2017



Month	Adjusted Scheduled Activity (UDA)	
	2016	2017
April	403	590
May	1,045	1,363
June	1,689	1,967
July	2,892	2,893
August	3,579	3,706
September	4,218	4,468
October	4,675	
November	5,470	
December	6,377	
January	6,704	
February	7,748	
March	8,211	
April	8,291	
May	8,291	
June	8,292	

QUALITY

	Quantity	Base Number	Contract	AT	Region	England
% of FP17s for the same patient ID Re-attending within 3 months - Children	25	738	3.4%	11.4%	12.0%	12.4%
% of FP17s for the same patient ID Re-attending within 3 months - Adults	91	1,305	7.0%	14.8%	15.9%	16.7%
% of FP17s for the same patient ID Re-attending between 3 & 9 months - Children	474	738	64.2%	55.6%	58.6%	57.4%
% of FP17s for the same patient ID Re-attending between 3 & 9 months - Adults	623	1,305	47.7%	48.1%	51.6%	50.5%
% of FP17s for Band 1 Urgent Courses	51	1,999	2.6%	8.3%	8.0%	9.1%
% of FP17s Relating to Free Repair or Replacements	15	1,999	0.8%	0.7%	0.8%	0.8%
% of FP17s Relating to Continuations	9	1,999	0.5%	1.0%	1.3%	1.3%
% of Patients satisfied with the dentistry they have received	2	2	N/A	94.0%	93.1%	93.2%
% of Patients satisfied with the time they had to wait for an appointment	2	2	N/A	87.5%	89.1%	89.0%

* This is based on patients treated on this contract for their most recent course of treatment. Figures in italics indicate the base number of FP17s or Patient Questionnaire responses are less than 100. N/A is shown where the base number of responses is less than 10 during the period. % is calculated as Quantity/Base number*100

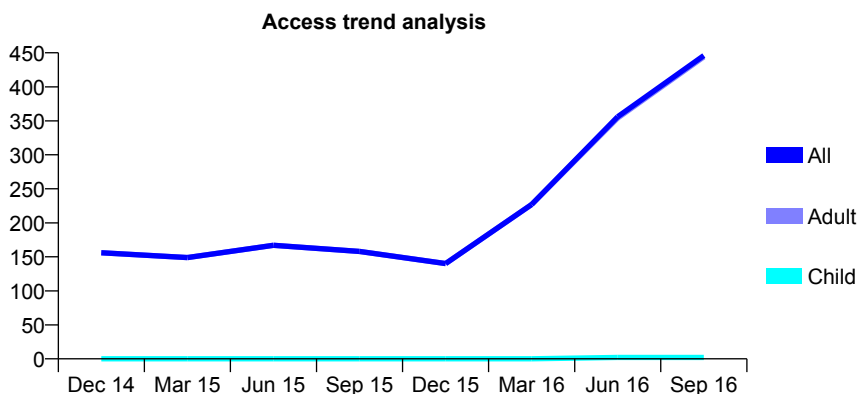
Q58 - Vital Signs At a Glance Contract Report for 767190/0002 - September 2016

Name or company name	MR S BHOGAITA
Contract type name	PDS Contract
Purpose of contract	General
Contract start date	01/11/2006
Contract end date	31/03/2018

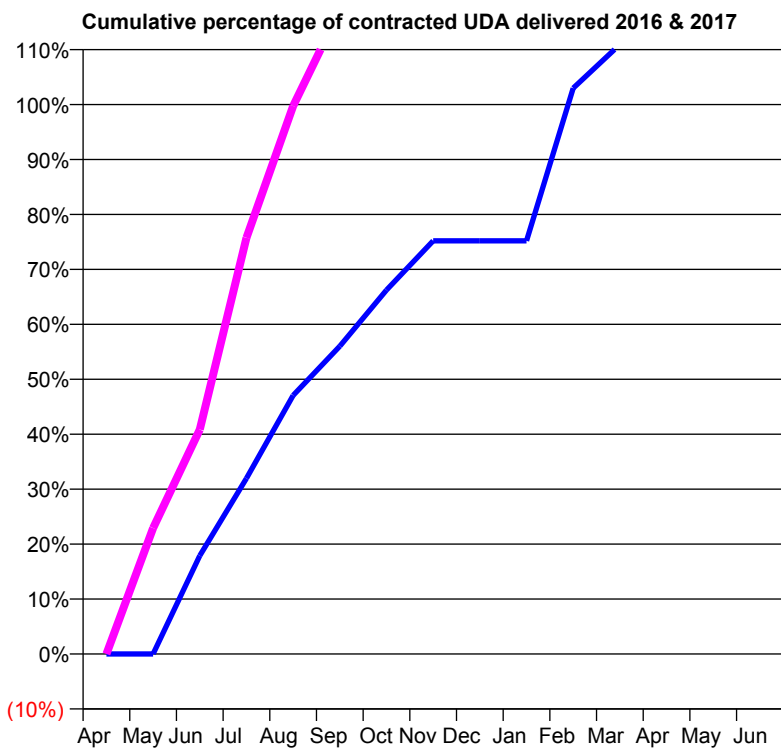
16/17 Contracted general activity (UDA)	759
Carry forward general activity (UDA)	0
16/17 Contracted orthodontic activity (UOA)	0
Carry forward orthodontic activity (UOA)	0
Baseline contract value	£59,200.83

ACCESS*

Patients seen in 24 months	Total	Change since previous quarter
Quarter ending September 2015	158	
Quarter ending December 2015	140	↓
Quarter ending March 2016	227	↑
Quarter ending June 2016	356	↑
Quarter ending September 2016	446	↑
Variance since September 2015	182.3%	↑



ACTIVITY



Month	Adjusted Scheduled Activity (UDA)	
	2016	2017
April	0	0
May	0	174
June	210	310
July	375	575
August	552	757
September	657	889
October	777	
November	882	
December	882	
January	882	
February	1,208	
March	1,301	
April	1,326	
May	1,326	
June	1,350	

QUALITY

	Quantity	Base Number	Contract	AT	Region	England
% of FP17s for the same patient ID Re-attending within 3 months - Children	0	3	0.0%	11.4%	12.0%	12.4%
% of FP17s for the same patient ID Re-attending within 3 months - Adults	1	348	0.3%	14.8%	15.9%	16.7%
% of FP17s for the same patient ID Re-attending between 3 & 9 months - Children	0	3	0.0%	55.6%	58.6%	57.4%
% of FP17s for the same patient ID Re-attending between 3 & 9 months - Adults	1	348	0.3%	48.1%	51.6%	50.5%
% of FP17s for Band 1 Urgent Courses	0	327	0.0%	8.3%	8.0%	9.1%
% of FP17s Relating to Free Repair or Replacements	0	327	0.0%	0.7%	0.8%	0.8%
% of FP17s Relating to Continuations	0	327	0.0%	1.0%	1.3%	1.3%
% of Patients satisfied with the dentistry they have received	0	0	N/A	94.0%	93.1%	93.2%
% of Patients satisfied with the time they had to wait for an appointment	0	0	N/A	87.5%	89.1%	89.0%

* This is based on patients treated on this contract for their most recent course of treatment. Figures in italics indicate the base number of FP17s or Patient Questionnaire responses are less than 100. N/A is shown where the base number of responses is less than 10 during the period. % is calculated as Quantity/Base number*100

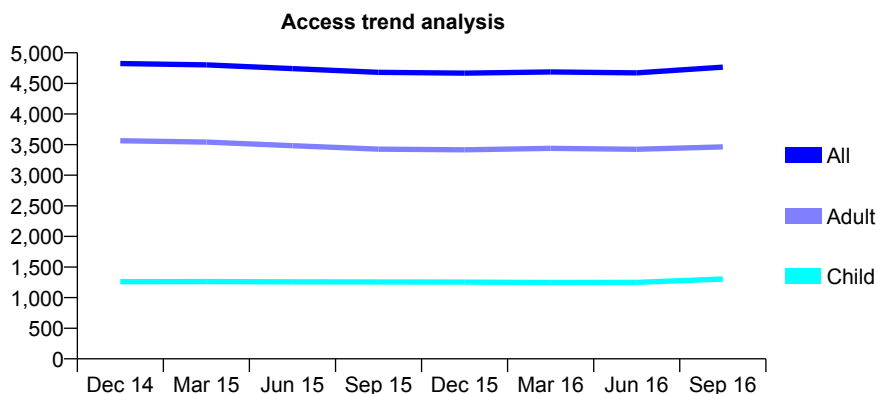
Q58 - Vital Signs At a Glance Contract Report for 767190/0003 - September 2016

Name or company name	MR S BHOGAITA
Contract type name	GDS Contract
Purpose of contract	General
Contract start date	01/10/2009
Contract end date	

16/17 Contracted general activity (UDA)	15,691
Carry forward general activity (UDA)	0
16/17 Contracted orthodontic activity (UOA)	0
Carry forward orthodontic activity (UOA)	0
Baseline contract value	£477,515.56

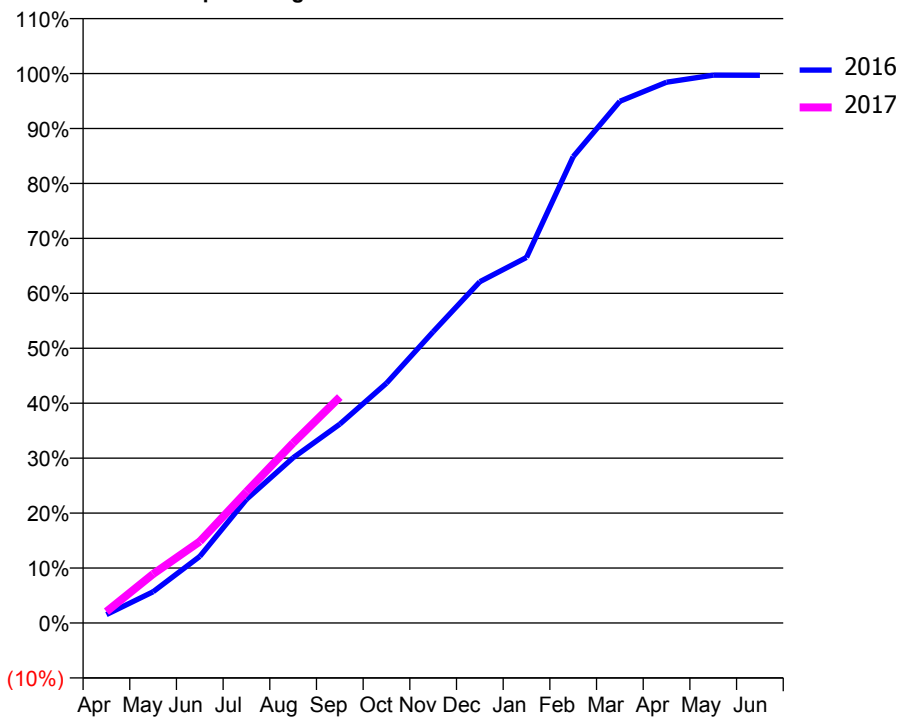
ACCESS*

Patients seen in 24 months	Total	Change since previous quarter
Quarter ending September 2015	4,681	
Quarter ending December 2015	4,667	→
Quarter ending March 2016	4,687	→
Quarter ending June 2016	4,673	→
Quarter ending September 2016	4,765	→
Variance since September 2015	1.8%	→



ACTIVITY

Cumulative percentage of contracted UDA delivered 2016 & 2017



Month	Adjusted Scheduled Activity (UDA)	
	2016	2017
April	234	324
May	864	1,400
June	1,840	2,327
July	3,421	3,750
August	4,568	5,142
September	5,498	6,454
October	6,629	
November	8,053	
December	9,435	
January	10,108	
February	12,894	
March	14,423	
April	14,949	
May	15,145	
June	15,142	

QUALITY

	Quantity	Base Number	Contract	AT	Region	England
% of FP17s for the same patient ID Re-attending within 3 months - Children	79	910	8.7%	11.4%	12.0%	12.4%
% of FP17s for the same patient ID Re-attending within 3 months - Adults	266	2,262	11.8%	14.8%	15.9%	16.7%
% of FP17s for the same patient ID Re-attending between 3 & 9 months - Children	384	910	42.2%	55.6%	58.6%	57.4%
% of FP17s for the same patient ID Re-attending between 3 & 9 months - Adults	1,112	2,262	49.2%	48.1%	51.6%	50.5%
% of FP17s for Band 1 Urgent Courses	215	2,887	7.4%	8.3%	8.0%	9.1%
% of FP17s Relating to Free Repair or Replacements	15	2,887	0.5%	0.7%	0.8%	0.8%
% of FP17s Relating to Continuations	12	2,887	0.4%	1.0%	1.3%	1.3%
% of Patients satisfied with the dentistry they have received	3	3	N/A	94.0%	93.1%	93.2%
% of Patients satisfied with the time they had to wait for an appointment	3	3	N/A	87.5%	89.1%	89.0%

* This is based on patients treated on this contract for their most recent course of treatment. Figures in italics indicate the base number of FP17s or Patient Questionnaire responses are less than 100. N/A is shown where the base number of responses is less than 10 during the period. % is calculated as Quantity/Base number*100

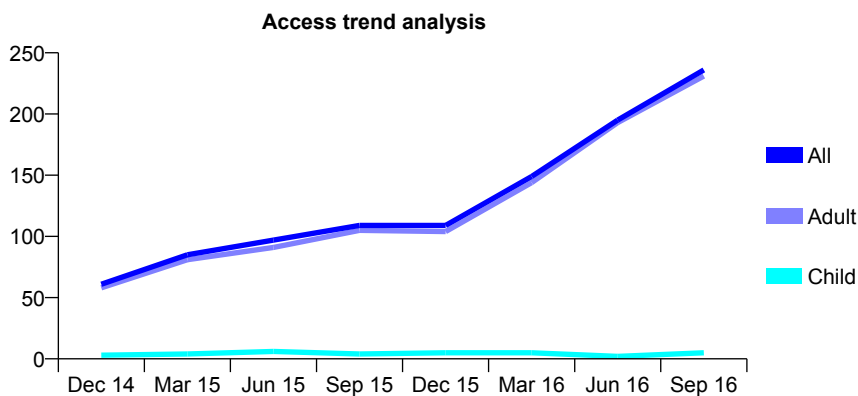
Q58 - Vital Signs At a Glance Contract Report for 767190/0004 - September 2016

Name or company name	MR S BHOGAITA
Contract type name	PDS Contract
Purpose of contract	General
Contract start date	01/11/2006
Contract end date	31/03/2018

16/17 Contracted general activity (UDA)	342
Carry forward general activity (UDA)	0
16/17 Contracted orthodontic activity (UOA)	0
Carry forward orthodontic activity (UOA)	0
Baseline contract value	£57,743.61

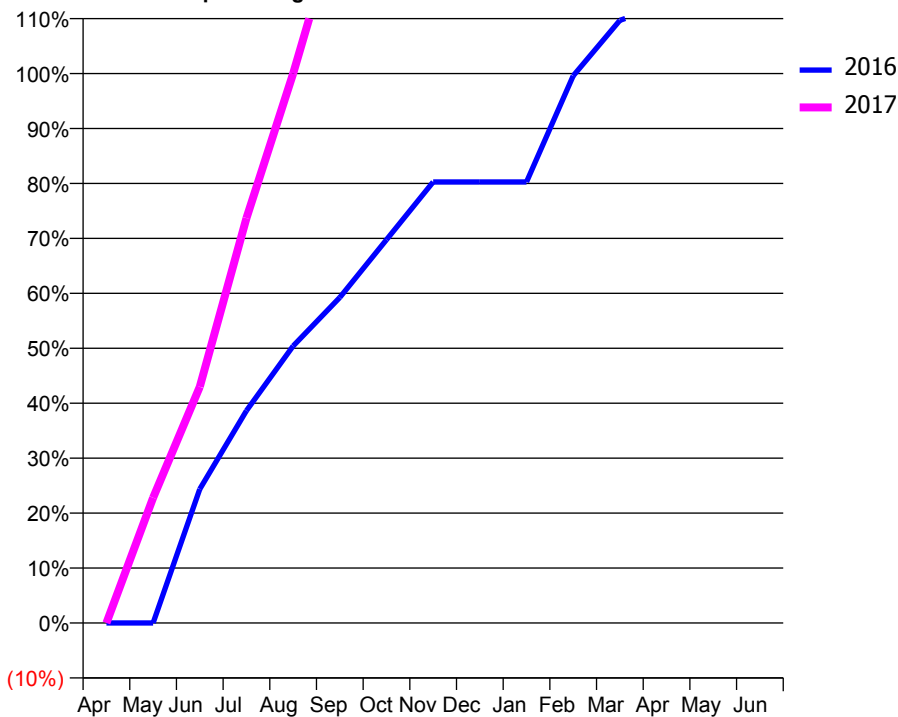
ACCESS*

Patients seen in 24 months	Total	Change since previous quarter
Quarter ending September 2015	109	
Quarter ending December 2015	109	→
Quarter ending March 2016	149	↑
Quarter ending June 2016	195	↑
Quarter ending September 2016	236	↑
Variance since September 2015	116.5%	↑



ACTIVITY

Cumulative percentage of contracted UDA delivered 2016 & 2017



Month	Adjusted Scheduled Activity (UDA)	
	2016	2017
April	0	0
May	0	78
June	174	147
July	276	252
August	360	342
September	423	441
October	498	
November	573	
December	573	
January	573	
February	711	
March	783	
April	804	
May	804	
June	804	

QUALITY

	Quantity	Base Number	Contract	AT	Region	England
% of FP17s for the same patient ID Re-attending within 3 months - Children	0	1	0.0%	11.4%	12.0%	12.4%
% of FP17s for the same patient ID Re-attending within 3 months - Adults	0	158	0.0%	14.8%	15.9%	16.7%
% of FP17s for the same patient ID Re-attending between 3 & 9 months - Children	0	1	0.0%	55.6%	58.6%	57.4%
% of FP17s for the same patient ID Re-attending between 3 & 9 months - Adults	1	158	0.6%	48.1%	51.6%	50.5%
% of FP17s for Band 1 Urgent Courses	0	147	0.0%	8.3%	8.0%	9.1%
% of FP17s Relating to Free Repair or Replacements	0	147	0.0%	0.7%	0.8%	0.8%
% of FP17s Relating to Continuations	0	147	0.0%	1.0%	1.3%	1.3%
% of Patients satisfied with the dentistry they have received	0	0	N/A	94.0%	93.1%	93.2%
% of Patients satisfied with the time they had to wait for an appointment	0	0	N/A	87.5%	89.1%	89.0%

* This is based on patients treated on this contract for their most recent course of treatment. Figures in italics indicate the base number of FP17s or Patient Questionnaire responses are less than 100. N/A is shown where the base number of responses is less than 10 during the period. % is calculated as Quantity/Base number*100

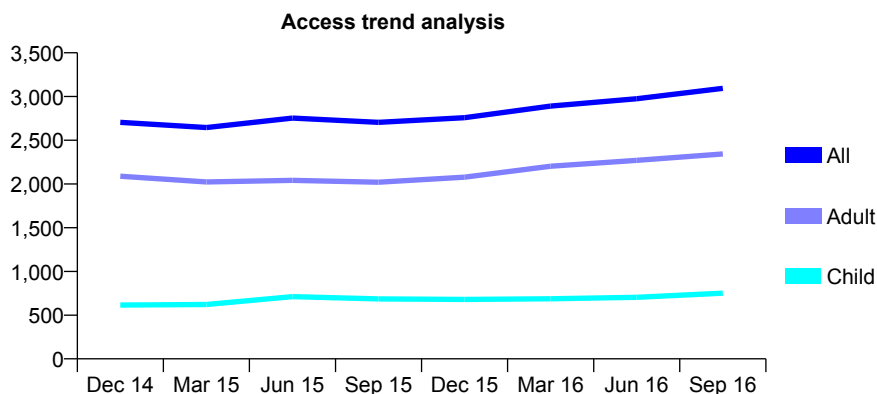
Q58 - Vital Signs At a Glance Contract Report for 768219/0001 - September 2016

Name or company name	MRS N ADL-SOLTANI
Contract type name	GDS Contract
Purpose of contract	General
Contract start date	01/04/2006
Contract end date	

16/17 Contracted general activity (UDA)	8,000
Carry forward general activity (UDA)	0
16/17 Contracted orthodontic activity (UOA)	0
Carry forward orthodontic activity (UOA)	0
Baseline contract value	£237,758.23

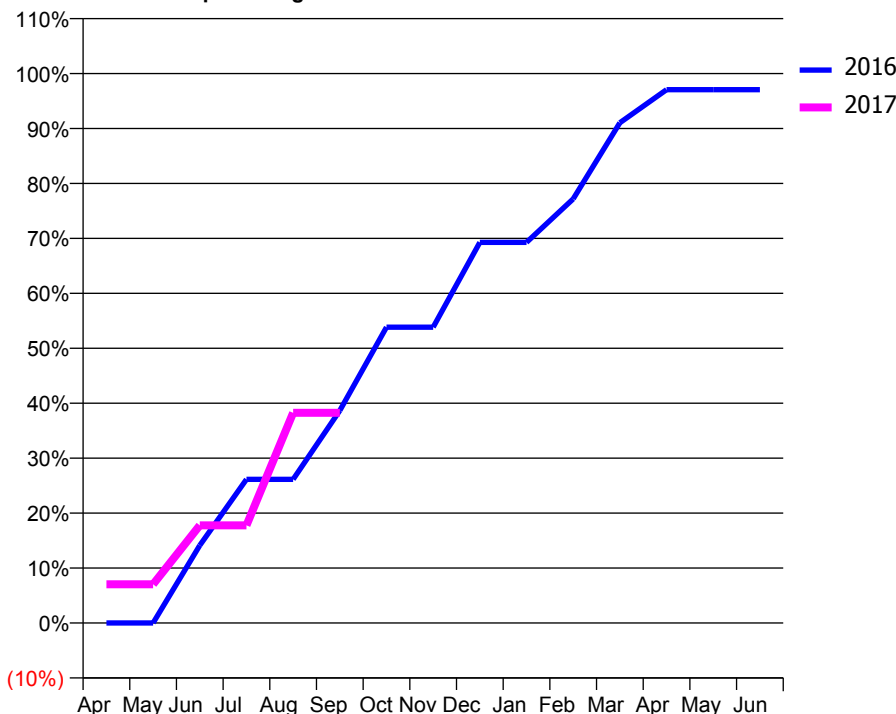
ACCESS*

Patients seen in 24 months	Total	Change since previous quarter
Quarter ending September 2015	2,705	
Quarter ending December 2015	2,758	→
Quarter ending March 2016	2,890	↑
Quarter ending June 2016	2,974	↑
Quarter ending September 2016	3,094	↑
Variance since September 2015	14.4%	↑



ACTIVITY

Cumulative percentage of contracted UDA delivered 2016 & 2017



Adjusted Scheduled Activity (UDA)

Month	2016	2017
April	0	564
May	0	564
June	1,130	1,422
July	2,091	1,422
August	2,091	3,060
September	3,094	3,060
October	4,306	
November	4,306	
December	5,541	
January	5,542	
February	6,174	
March	7,283	
April	7,765	
May	7,765	
June	7,765	

QUALITY

	Quantity	Base Number	Contract	AT	Region	England
% of FP17s for the same patient ID Re-attending within 3 months - Children	15	373	4.0%	11.4%	12.0%	12.4%
% of FP17s for the same patient ID Re-attending within 3 months - Adults	63	1,020	6.2%	14.8%	15.9%	16.7%
% of FP17s for the same patient ID Re-attending between 3 & 9 months - Children	101	373	27.1%	55.6%	58.6%	57.4%
% of FP17s for the same patient ID Re-attending between 3 & 9 months - Adults	308	1,020	30.2%	48.1%	51.6%	50.5%
% of FP17s for Band 1 Urgent Courses	83	1,204	6.9%	8.3%	8.0%	9.1%
% of FP17s Relating to Free Repair or Replacements	0	1,204	0.0%	0.7%	0.8%	0.8%
% of FP17s Relating to Continuations	6	1,204	0.5%	1.0%	1.3%	1.3%
% of Patients satisfied with the dentistry they have received	0	0	N/A	94.0%	93.1%	93.2%
% of Patients satisfied with the time they had to wait for an appointment	0	0	N/A	87.5%	89.1%	89.0%

* This is based on patients treated on this contract for their most recent course of treatment. Figures in italics indicate the base number of FP17s or Patient Questionnaire responses are less than 100. N/A is shown where the base number of responses is less than 10 during the period. % is calculated as Quantity/Base number*100

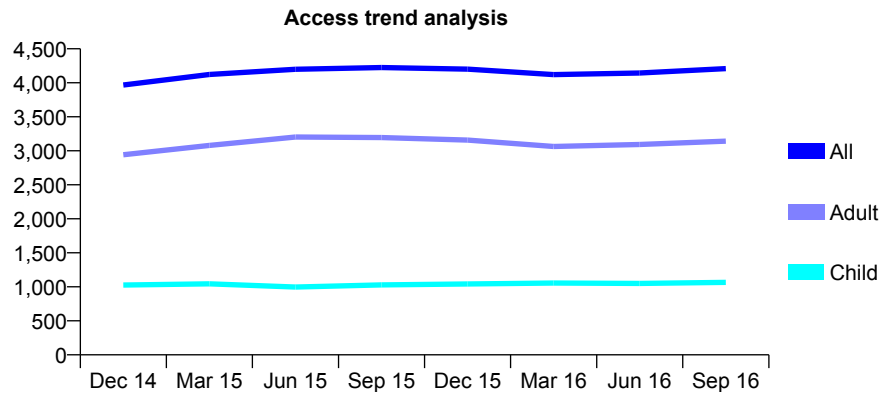
Q58 - Vital Signs At a Glance Contract Report for 768243/0001 - September 2016

Name or company name	MR M VESALI JAFARABADI
Contract type name	GDS Contract
Purpose of contract	General
Contract start date	01/04/2006
Contract end date	

16/17 Contracted general activity (UDA)	8,000
Carry forward general activity (UDA)	0
16/17 Contracted orthodontic activity (UOA)	0
Carry forward orthodontic activity (UOA)	0
Baseline contract value	£254,369.86

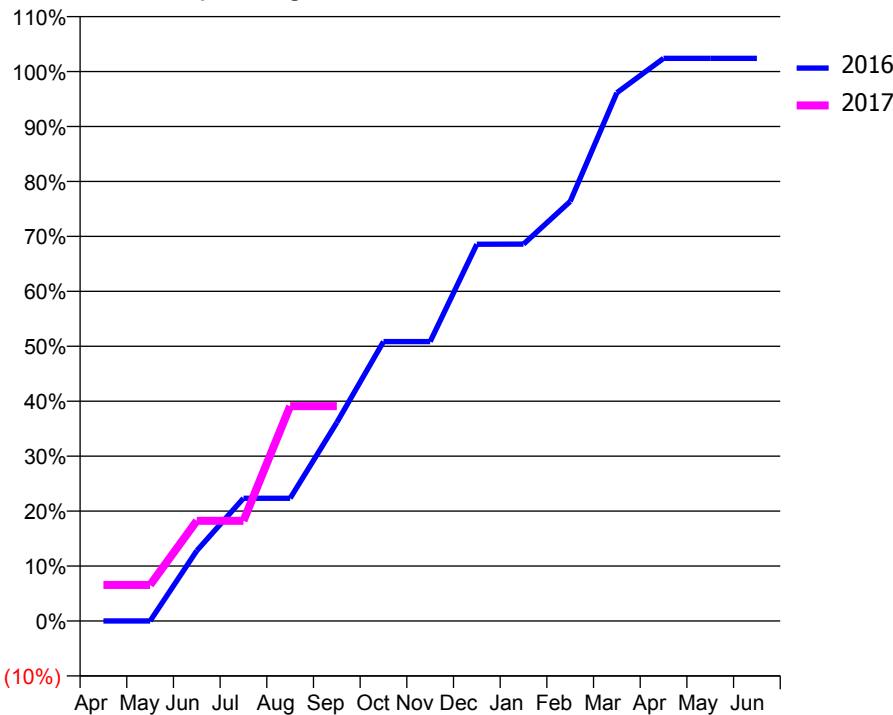
ACCESS*

Patients seen in 24 months	Total	Change since previous quarter
Quarter ending September 2015	4,224	
Quarter ending December 2015	4,201	→
Quarter ending March 2016	4,120	↓
Quarter ending June 2016	4,144	→
Quarter ending September 2016	4,208	→
Variance since September 2015	(0.4%)	→



ACTIVITY

Cumulative percentage of contracted UDA delivered 2016 & 2017



Month	Adjusted Scheduled Activity (UDA)	
	2016	2017
April	0	525
May	0	525
June	1,025	1,459
July	1,787	1,459
August	1,787	3,128
September	2,890	3,128
October	4,068	
November	4,068	
December	5,485	
January	5,488	
February	6,108	
March	7,690	
April	8,191	
May	8,191	
June	8,191	

QUALITY

	Quantity	Base Number	Contract	AT	Region	England
% of FP17s for the same patient ID Re-attending within 3 months - Children	9	487	1.8%	11.4%	12.0%	12.4%
% of FP17s for the same patient ID Re-attending within 3 months - Adults	46	1,314	3.5%	14.8%	15.9%	16.7%
% of FP17s for the same patient ID Re-attending between 3 & 9 months - Children	216	487	44.4%	55.6%	58.6%	57.4%
% of FP17s for the same patient ID Re-attending between 3 & 9 months - Adults	495	1,314	37.7%	48.1%	51.6%	50.5%
% of FP17s for Band 1 Urgent Courses	107	1,537	7.0%	8.3%	8.0%	9.1%
% of FP17s Relating to Free Repair or Replacements	1	1,537	0.1%	0.7%	0.8%	0.8%
% of FP17s Relating to Continuations	3	1,537	0.2%	1.0%	1.3%	1.3%
% of Patients satisfied with the dentistry they have received	2	3	N/A	94.0%	93.1%	93.2%
% of Patients satisfied with the time they had to wait for an appointment	3	3	N/A	87.5%	89.1%	89.0%

* This is based on patients treated on this contract for their most recent course of treatment. Figures in italics indicate the base number of FP17s or Patient Questionnaire responses are less than 100. N/A is shown where the base number of responses is less than 10 during the period. % is calculated as Quantity/Base number*100

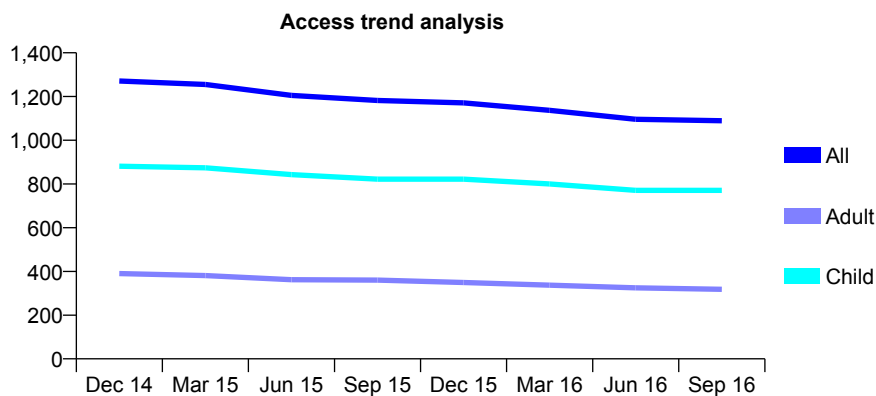
Q58 - Vital Signs At a Glance Contract Report for 770876/0001 - September 2016

Name or company name	MR SP TAILOR
Contract type name	GDS Contract
Purpose of contract	General
Contract start date	04/04/2008
Contract end date	

16/17 Contracted general activity (UDA)	3,400
Carry forward general activity (UDA)	0
16/17 Contracted orthodontic activity (UOA)	0
Carry forward orthodontic activity (UOA)	0
Baseline contract value	£84,695.49

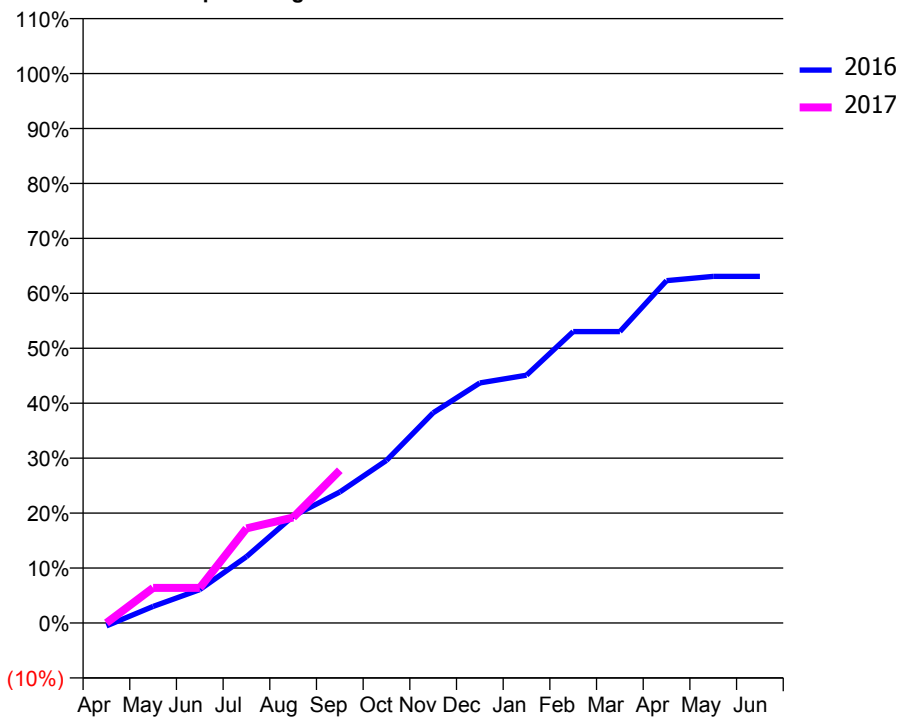
ACCESS*

Patients seen in 24 months	Total	Change since previous quarter
Quarter ending September 2015	1,182	
Quarter ending December 2015	1,171	→
Quarter ending March 2016	1,137	↓
Quarter ending June 2016	1,096	↓
Quarter ending September 2016	1,089	→
Variance since September 2015	(7.9%)	↓



ACTIVITY

Cumulative percentage of contracted UDA delivered 2016 & 2017



Adjusted Scheduled Activity (UDA)

Month	2016	2017
April	-19	0
May	103	217
June	206	217
July	411	585
August	661	653
September	811	945
October	1,006	
November	1,300	
December	1,485	
January	1,533	
February	1,803	
March	1,803	
April	2,118	
May	2,145	
June	2,145	

QUALITY

	Quantity	Base Number	Contract	AT	Region	England
% of FP17s for the same patient ID Re-attending within 3 months - Children	73	689	10.6%	11.4%	12.0%	12.4%
% of FP17s for the same patient ID Re-attending within 3 months - Adults	28	186	15.1%	14.8%	15.9%	16.7%
% of FP17s for the same patient ID Re-attending between 3 & 9 months - Children	429	689	62.3%	55.6%	58.6%	57.4%
% of FP17s for the same patient ID Re-attending between 3 & 9 months - Adults	104	186	55.9%	48.1%	51.6%	50.5%
% of FP17s for Band 1 Urgent Courses	29	609	4.8%	8.3%	8.0%	9.1%
% of FP17s Relating to Free Repair or Replacements	0	609	0.0%	0.7%	0.8%	0.8%
% of FP17s Relating to Continuations	0	609	0.0%	1.0%	1.3%	1.3%
% of Patients satisfied with the dentistry they have received	0	0	N/A	94.0%	93.1%	93.2%
% of Patients satisfied with the time they had to wait for an appointment	0	0	N/A	87.5%	89.1%	89.0%

* This is based on patients treated on this contract for their most recent course of treatment. Figures in italics indicate the base number of FP17s or Patient Questionnaire responses are less than 100. N/A is shown where the base number of responses is less than 10 during the period. % is calculated as Quantity/Base number*100

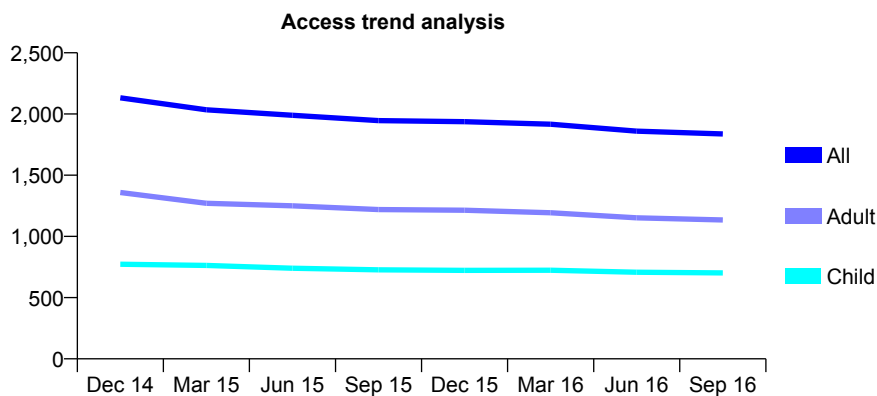
Q58 - Vital Signs At a Glance Contract Report for 771007/0001 - September 2016

Name or company name	MISS SL BENTLEY
Contract type name	GDS Contract
Purpose of contract	General
Contract start date	01/04/2010
Contract end date	

16/17 Contracted general activity (UDA)	4,899
Carry forward general activity (UDA)	0
16/17 Contracted orthodontic activity (UOA)	0
Carry forward orthodontic activity (UOA)	0
Baseline contract value	£127,276.32

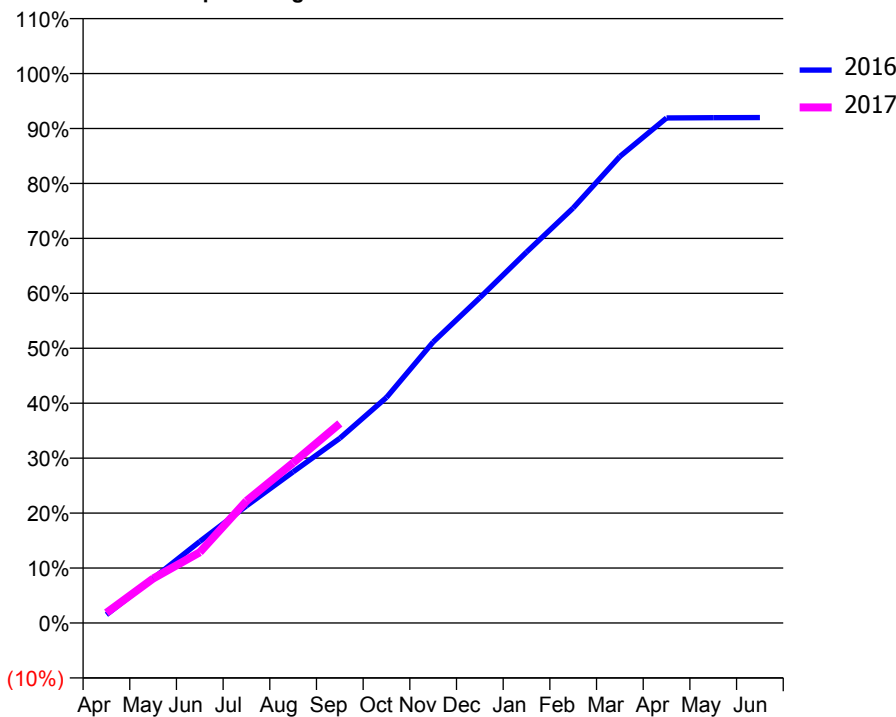
ACCESS*

Patients seen in 24 months	Total	Change since previous quarter
Quarter ending September 2015	1,946	
Quarter ending December 2015	1,937	→
Quarter ending March 2016	1,917	↓
Quarter ending June 2016	1,860	↓
Quarter ending September 2016	1,837	↓
Variance since September 2015	(5.6%)	↓



ACTIVITY

Cumulative percentage of contracted UDA delivered 2016 & 2017



Adjusted Scheduled Activity (UDA)

Month	2016	2017
April	74	91
May	398	396
June	727	631
July	1,044	1,089
August	1,348	1,428
September	1,647	1,779
October	2,011	
November	2,506	
December	2,901	
January	3,306	
February	3,700	
March	4,159	
April	4,503	
May	4,505	
June	4,506	

QUALITY

	Quantity	Base Number	Contract	AT	Region	England
% of FP17s for the same patient ID Re-attending within 3 months - Children	30	501	6.0%	11.4%	12.0%	12.4%
% of FP17s for the same patient ID Re-attending within 3 months - Adults	109	668	16.3%	14.8%	15.9%	16.7%
% of FP17s for the same patient ID Re-attending between 3 & 9 months - Children	261	501	52.1%	55.6%	58.6%	57.4%
% of FP17s for the same patient ID Re-attending between 3 & 9 months - Adults	357	668	53.4%	48.1%	51.6%	50.5%
% of FP17s for Band 1 Urgent Courses	26	992	2.6%	8.3%	8.0%	9.1%
% of FP17s Relating to Free Repair or Replacements	7	992	0.7%	0.7%	0.8%	0.8%
% of FP17s Relating to Continuations	35	992	3.5%	1.0%	1.3%	1.3%
% of Patients satisfied with the dentistry they have received	0	0	N/A	94.0%	93.1%	93.2%
% of Patients satisfied with the time they had to wait for an appointment	0	0	N/A	87.5%	89.1%	89.0%

* This is based on patients treated on this contract for their most recent course of treatment. Figures in italics indicate the base number of FP17s or Patient Questionnaire responses are less than 100. N/A is shown where the base number of responses is less than 10 during the period. % is calculated as Quantity/Base number*100

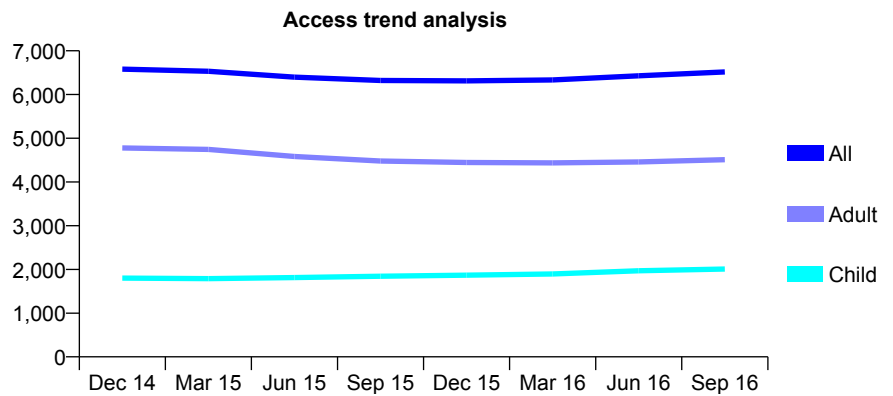
Q58 - Vital Signs At a Glance Contract Report for 772208/0001 - September 2016

Name or company name	MR L GIDARAKOS
Contract type name	GDS Contract
Purpose of contract	General
Contract start date	01/04/2006
Contract end date	

16/17 Contracted general activity (UDA)	14,944
Carry forward general activity (UDA)	0
16/17 Contracted orthodontic activity (UOA)	0
Carry forward orthodontic activity (UOA)	0
Baseline contract value	£412,929.06

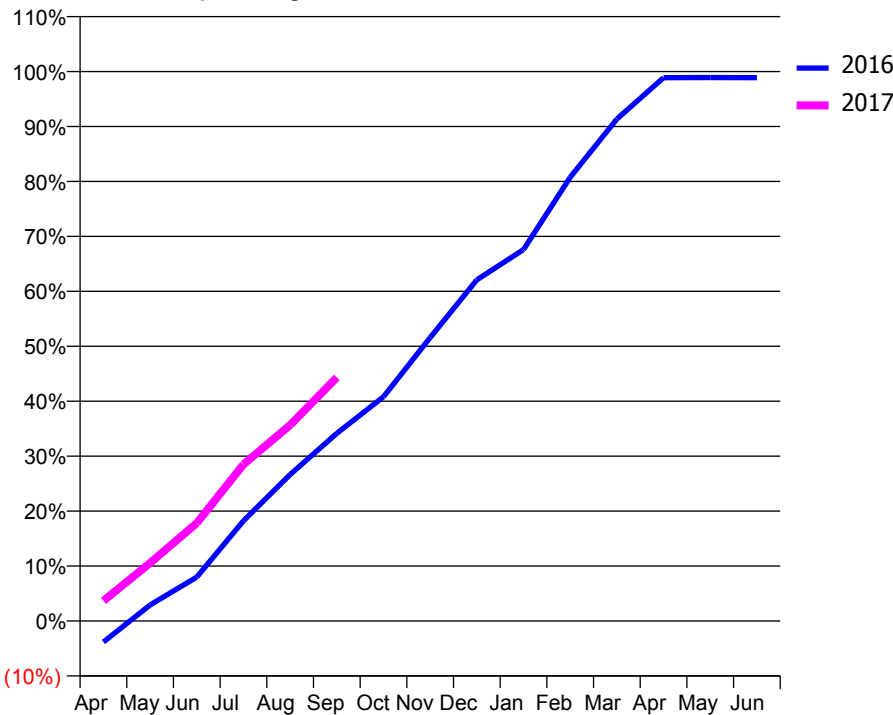
ACCESS*

Patients seen in 24 months	Total	Change since previous quarter
Quarter ending September 2015	6,322	
Quarter ending December 2015	6,313	→
Quarter ending March 2016	6,333	→
Quarter ending June 2016	6,427	→
Quarter ending September 2016	6,518	→
Variance since September 2015	3.1%	↑



ACTIVITY

Cumulative percentage of contracted UDA delivered 2016 & 2017



Month	Adjusted Scheduled Activity (UDA)	
	2016	2017
April	-577	550
May	436	1,578
June	1,195	2,664
July	2,724	4,260
August	3,984	5,329
September	5,104	6,623
October	6,099	
November	7,710	
December	9,279	
January	10,101	
February	12,066	
March	13,651	
April	14,776	
May	14,779	
June	14,777	

QUALITY

	Quantity	Base Number	Contract	AT	Region	England
% of FP17s for the same patient ID Re-attending within 3 months - Children	65	1,407	4.6%	11.4%	12.0%	12.4%
% of FP17s for the same patient ID Re-attending within 3 months - Adults	276	2,550	10.8%	14.8%	15.9%	16.7%
% of FP17s for the same patient ID Re-attending between 3 & 9 months - Children	740	1,407	52.6%	55.6%	58.6%	57.4%
% of FP17s for the same patient ID Re-attending between 3 & 9 months - Adults	1,015	2,550	39.8%	48.1%	51.6%	50.5%
% of FP17s for Band 1 Urgent Courses	310	3,575	8.7%	8.3%	8.0%	9.1%
% of FP17s Relating to Free Repair or Replacements	23	3,575	0.6%	0.7%	0.8%	0.8%
% of FP17s Relating to Continuations	19	3,575	0.5%	1.0%	1.3%	1.3%
% of Patients satisfied with the dentistry they have received	9	9	N/A	94.0%	93.1%	93.2%
% of Patients satisfied with the time they had to wait for an appointment	4	9	N/A	87.5%	89.1%	89.0%

* This is based on patients treated on this contract for their most recent course of treatment. Figures in italics indicate the base number of FP17s or Patient Questionnaire responses are less than 100. N/A is shown where the base number of responses is less than 10 during the period. % is calculated as Quantity/Base number*100

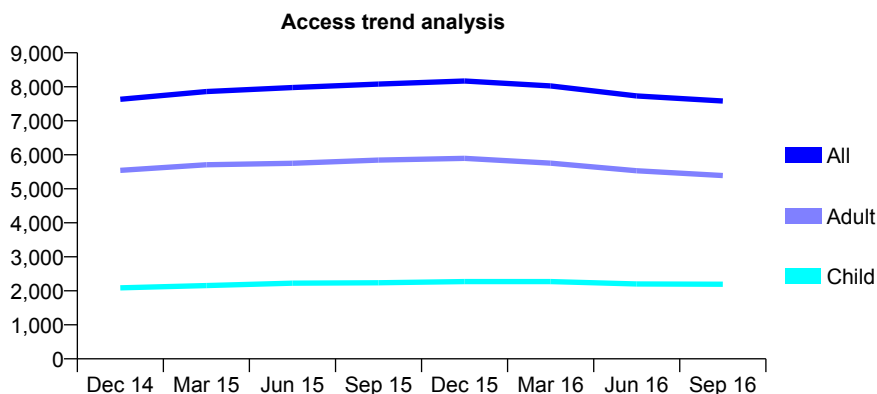
Q58 - Vital Signs At a Glance Contract Report for 780944/0002 - September 2016

Name or company name	MR AA YELLON
Contract type name	GDS Contract
Purpose of contract	General
Contract start date	01/11/2007
Contract end date	

16/17 Contracted general activity (UDA)	28,356
Carry forward general activity (UDA)	0
16/17 Contracted orthodontic activity (UOA)	0
Carry forward orthodontic activity (UOA)	0
Baseline contract value	£775,253.88

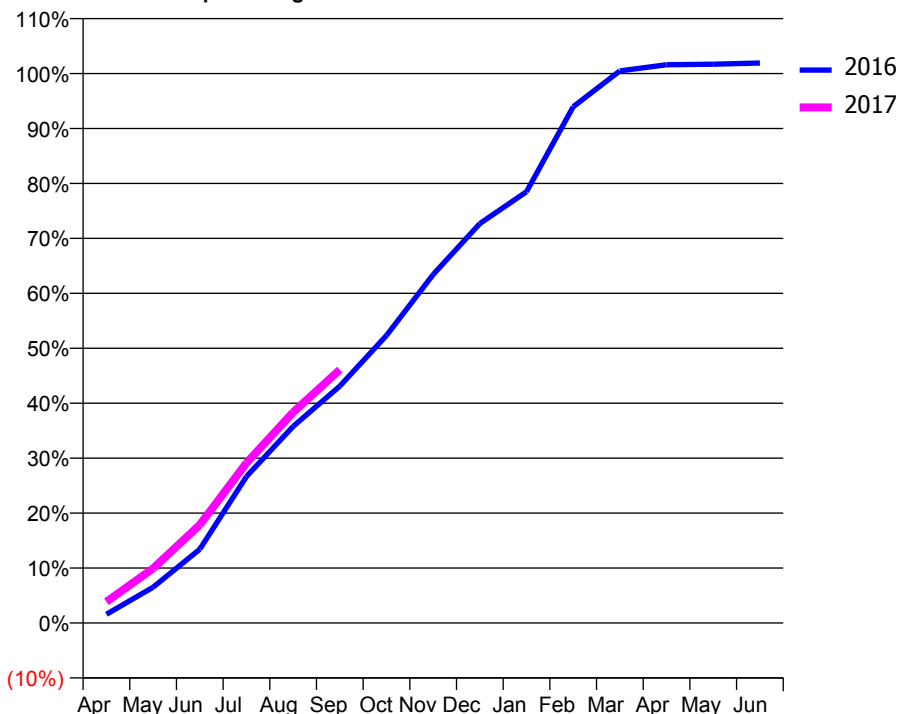
ACCESS*

Patients seen in 24 months	Total	Change since previous quarter
Quarter ending September 2015	8,081	
Quarter ending December 2015	8,169	→
Quarter ending March 2016	8,026	↓
Quarter ending June 2016	7,733	↓
Quarter ending September 2016	7,584	↓
Variance since September 2015	(6.2%)	↓



ACTIVITY

Cumulative percentage of contracted UDA delivered 2016 & 2017



Month	Adjusted Scheduled Activity (UDA)	
	2016	2017
April	451	1,099
May	1,845	2,819
June	3,811	5,066
July	7,556	8,261
August	10,148	10,876
September	12,224	13,068
October	14,841	
November	17,981	
December	20,612	
January	22,256	
February	26,643	
March	28,492	
April	28,806	
May	28,837	
June	28,895	

QUALITY

	Quantity	Base Number	Contract	AT	Region	England
% of FP17s for the same patient ID Re-attending within 3 months - Children	52	1,331	3.9%	11.4%	12.0%	12.4%
% of FP17s for the same patient ID Re-attending within 3 months - Adults	296	3,128	9.5%	14.8%	15.9%	16.7%
% of FP17s for the same patient ID Re-attending between 3 & 9 months - Children	728	1,331	54.7%	55.6%	58.6%	57.4%
% of FP17s for the same patient ID Re-attending between 3 & 9 months - Adults	1,687	3,128	53.9%	48.1%	51.6%	50.5%
% of FP17s for Band 1 Urgent Courses	147	4,303	3.4%	8.3%	8.0%	9.1%
% of FP17s Relating to Free Repair or Replacements	72	4,303	1.7%	0.7%	0.8%	0.8%
% of FP17s Relating to Continuations	44	4,303	1.0%	1.0%	1.3%	1.3%
% of Patients satisfied with the dentistry they have received	13	14	92.9%	94.0%	93.1%	93.2%
% of Patients satisfied with the time they had to wait for an appointment	12	14	85.7%	87.5%	89.1%	89.0%

* This is based on patients treated on this contract for their most recent course of treatment. Figures in italics indicate the base number of FP17s or Patient Questionnaire responses are less than 100. N/A is shown where the base number of responses is less than 10 during the period. % is calculated as Quantity/Base number*100

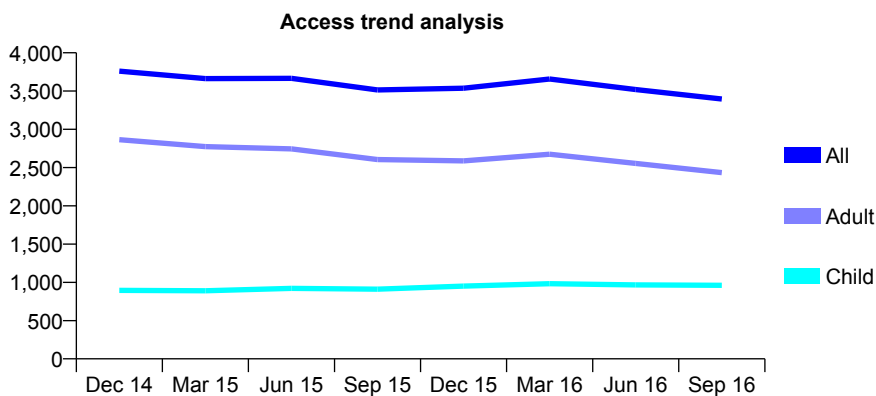
Q58 - Vital Signs At a Glance Contract Report for 781606/0001 - September 2016

Name or company name	MISS PP PATEL
Contract type name	GDS Contract
Purpose of contract	General
Contract start date	01/05/2011
Contract end date	

16/17 Contracted general activity (UDA)	11,038
Carry forward general activity (UDA)	0
16/17 Contracted orthodontic activity (UOA)	0
Carry forward orthodontic activity (UOA)	0
Baseline contract value	£262,091.62

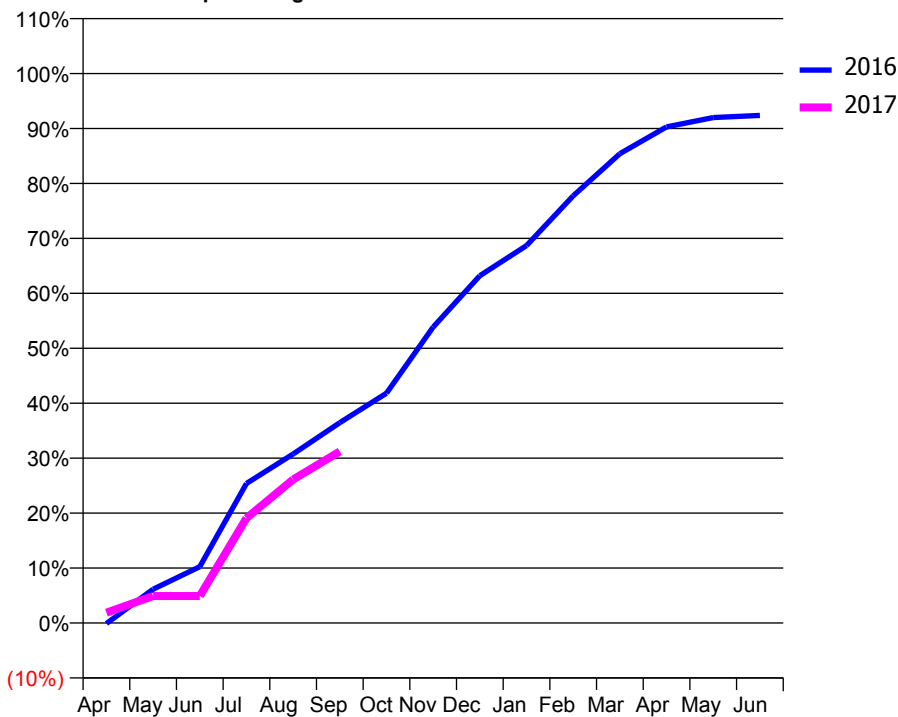
ACCESS*

Patients seen in 24 months	Total	Change since previous quarter
Quarter ending September 2015	3,515	
Quarter ending December 2015	3,537	→
Quarter ending March 2016	3,657	↑
Quarter ending June 2016	3,520	↓
Quarter ending September 2016	3,396	↓
Variance since September 2015	(3.4%)	↓



ACTIVITY

Cumulative percentage of contracted UDA delivered 2016 & 2017



Adjusted Scheduled Activity (UDA)

Month	2016	2017
April	-11	208
May	680	543
June	1,131	543
July	2,803	2,105
August	3,394	2,884
September	4,024	3,445
October	4,616	
November	5,946	
December	6,976	
January	7,581	
February	8,580	
March	9,428	
April	9,966	
May	10,153	
June	10,197	

QUALITY

	Quantity	Base Number	Contract	AT	Region	England
% of FP17s for the same patient ID Re-attending within 3 months - Children	43	587	7.3%	11.4%	12.0%	12.4%
% of FP17s for the same patient ID Re-attending within 3 months - Adults	314	1,561	20.1%	14.8%	15.9%	16.7%
% of FP17s for the same patient ID Re-attending between 3 & 9 months - Children	307	587	52.3%	55.6%	58.6%	57.4%
% of FP17s for the same patient ID Re-attending between 3 & 9 months - Adults	692	1,561	44.3%	48.1%	51.6%	50.5%
% of FP17s for Band 1 Urgent Courses	215	1,853	11.6%	8.3%	8.0%	9.1%
% of FP17s Relating to Free Repair or Replacements	12	1,853	0.6%	0.7%	0.8%	0.8%
% of FP17s Relating to Continuations	26	1,853	1.4%	1.0%	1.3%	1.3%
% of Patients satisfied with the dentistry they have received	2	2	N/A	94.0%	93.1%	93.2%
% of Patients satisfied with the time they had to wait for an appointment	2	2	N/A	87.5%	89.1%	89.0%

* This is based on patients treated on this contract for their most recent course of treatment. Figures in italics indicate the base number of FP17s or Patient Questionnaire responses are less than 100. N/A is shown where the base number of responses is less than 10 during the period. % is calculated as Quantity/Base number*100

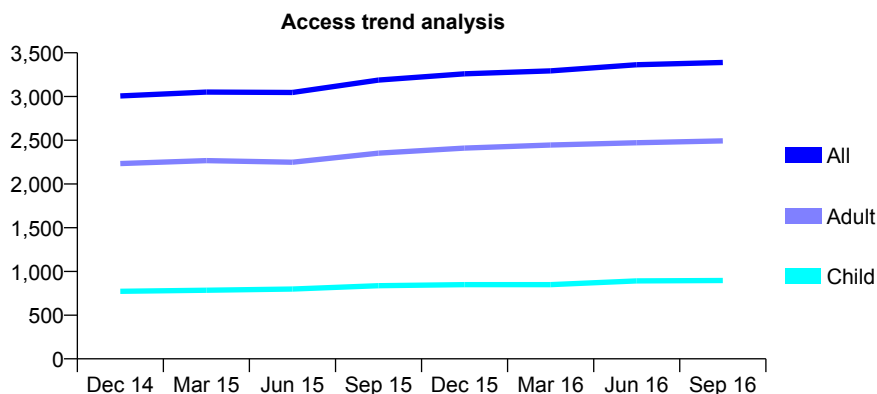
Q58 - Vital Signs At a Glance Contract Report for 785210/0001 - September 2016

Name or company name	MR MP PATEL
Contract type name	GDS Contract
Purpose of contract	General
Contract start date	02/10/2006
Contract end date	

16/17 Contracted general activity (UDA)	7,731
Carry forward general activity (UDA)	0
16/17 Contracted orthodontic activity (UOA)	0
Carry forward orthodontic activity (UOA)	0
Baseline contract value	£182,740.72

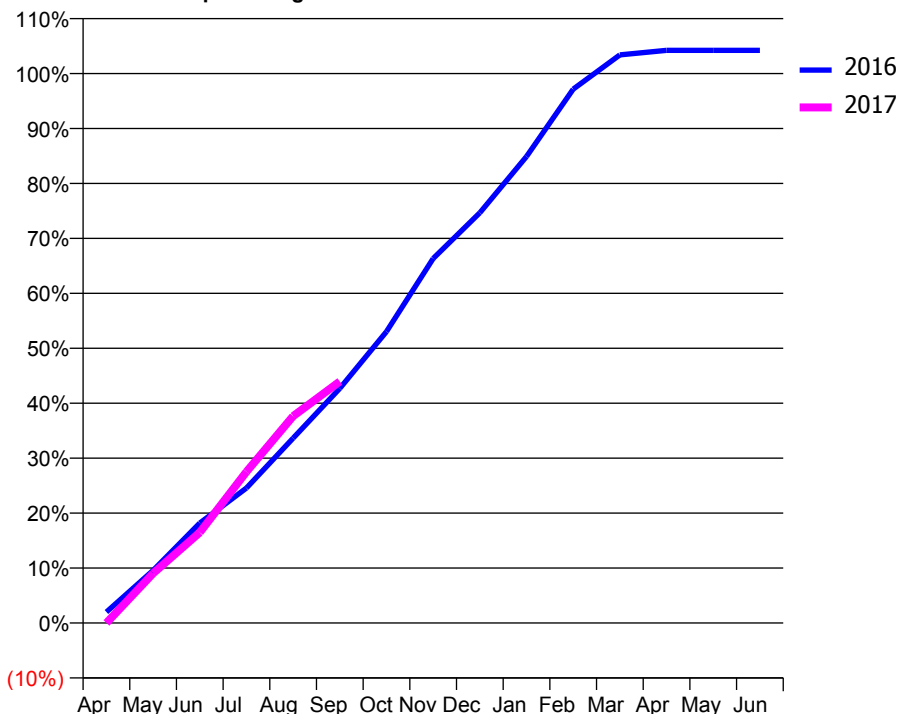
ACCESS*

Patients seen in 24 months	Total	Change since previous quarter
Quarter ending September 2015	3,188	
Quarter ending December 2015	3,260	↑
Quarter ending March 2016	3,294	→
Quarter ending June 2016	3,363	↑
Quarter ending September 2016	3,389	→
Variance since September 2015	6.3%	↑



ACTIVITY

Cumulative percentage of contracted UDA delivered 2016 & 2017



Month	Adjusted Scheduled Activity (UDA)	
	2016	2017
April	155	0
May	739	698
June	1,407	1,274
July	1,900	2,128
August	2,601	2,911
September	3,300	3,399
October	4,100	
November	5,128	
December	5,772	
January	6,564	
February	7,510	
March	7,993	
April	8,057	
May	8,057	
June	8,057	

QUALITY

	Quantity	Base Number	Contract	AT	Region	England
% of FP17s for the same patient ID Re-attending within 3 months - Children	11	636	1.7%	11.4%	12.0%	12.4%
% of FP17s for the same patient ID Re-attending within 3 months - Adults	61	1,358	4.5%	14.8%	15.9%	16.7%
% of FP17s for the same patient ID Re-attending between 3 & 9 months - Children	426	636	67.0%	55.6%	58.6%	57.4%
% of FP17s for the same patient ID Re-attending between 3 & 9 months - Adults	843	1,358	62.1%	48.1%	51.6%	50.5%
% of FP17s for Band 1 Urgent Courses	57	1,976	2.9%	8.3%	8.0%	9.1%
% of FP17s Relating to Free Repair or Replacements	4	1,976	0.2%	0.7%	0.8%	0.8%
% of FP17s Relating to Continuations	0	1,976	0.0%	1.0%	1.3%	1.3%
% of Patients satisfied with the dentistry they have received	2	2	N/A	94.0%	93.1%	93.2%
% of Patients satisfied with the time they had to wait for an appointment	2	2	N/A	87.5%	89.1%	89.0%

* This is based on patients treated on this contract for their most recent course of treatment. Figures in italics indicate the base number of FP17s or Patient Questionnaire responses are less than 100. N/A is shown where the base number of responses is less than 10 during the period. % is calculated as Quantity/Base number*100

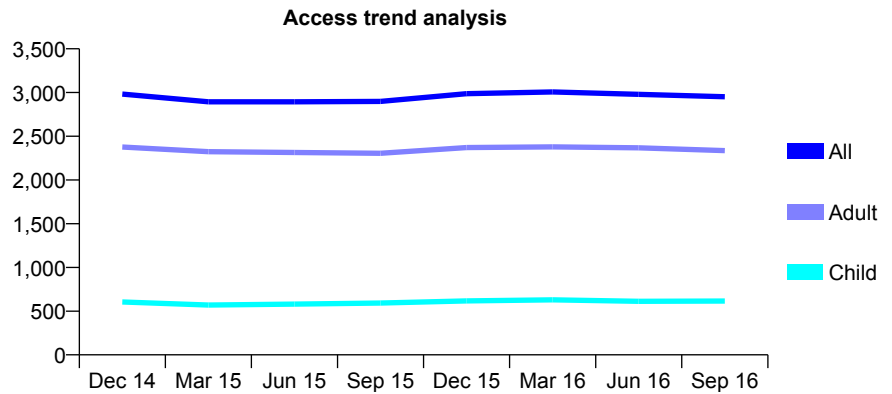
Q58 - Vital Signs At a Glance Contract Report for 786306/0001 - September 2016

Name or company name	MR K OLEJNICZAK
Contract type name	GDS Contract
Purpose of contract	General
Contract start date	01/08/2006
Contract end date	

16/17 Contracted general activity (UDA)	9,500
Carry forward general activity (UDA)	0
16/17 Contracted orthodontic activity (UOA)	0
Carry forward orthodontic activity (UOA)	0
Baseline contract value	£225,016.34

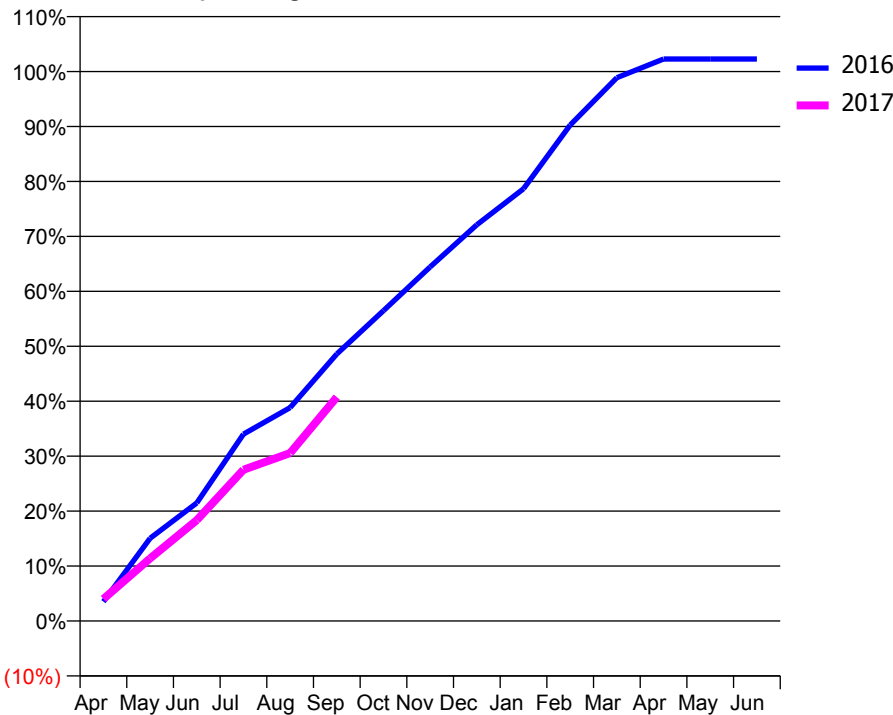
ACCESS*

Patients seen in 24 months	Total	Change since previous quarter
Quarter ending September 2015	2,898	
Quarter ending December 2015	2,987	↑
Quarter ending March 2016	3,007	→
Quarter ending June 2016	2,979	→
Quarter ending September 2016	2,951	→
Variance since September 2015	1.8%	→



ACTIVITY

Cumulative percentage of contracted UDA delivered 2016 & 2017



Month	Adjusted Scheduled Activity (UDA)	
	2016	2017
April	335	381
May	1,431	1,083
June	2,042	1,745
July	3,230	2,615
August	3,689	2,903
September	4,617	3,873
October	5,367	
November	6,121	
December	6,851	
January	7,473	
February	8,575	
March	9,393	
April	9,717	
May	9,717	
June	9,717	

QUALITY

	Quantity	Base Number	Contract	AT	Region	England
% of FP17s for the same patient ID Re-attending within 3 months - Children	29	476	6.1%	11.4%	12.0%	12.4%
% of FP17s for the same patient ID Re-attending within 3 months - Adults	221	1,649	13.4%	14.8%	15.9%	16.7%
% of FP17s for the same patient ID Re-attending between 3 & 9 months - Children	311	476	65.3%	55.6%	58.6%	57.4%
% of FP17s for the same patient ID Re-attending between 3 & 9 months - Adults	969	1,649	58.8%	48.1%	51.6%	50.5%
% of FP17s for Band 1 Urgent Courses	133	1,967	6.8%	8.3%	8.0%	9.1%
% of FP17s Relating to Free Repair or Replacements	14	1,967	0.7%	0.7%	0.8%	0.8%
% of FP17s Relating to Continuations	41	1,967	2.1%	1.0%	1.3%	1.3%
% of Patients satisfied with the dentistry they have received	1	1	N/A	94.0%	93.1%	93.2%
% of Patients satisfied with the time they had to wait for an appointment	1	1	N/A	87.5%	89.1%	89.0%

* This is based on patients treated on this contract for their most recent course of treatment. Figures in italics indicate the base number of FP17s or Patient Questionnaire responses are less than 100. N/A is shown where the base number of responses is less than 10 during the period. % is calculated as Quantity/Base number*100

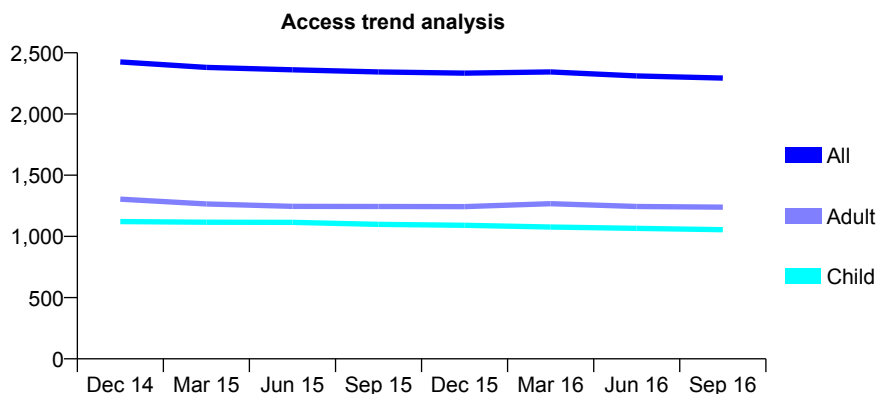
Q58 - Vital Signs At a Glance Contract Report for 788902/0001 - September 2016

Name or company name	MR SS PATEL
Contract type name	GDS Contract
Purpose of contract	General
Contract start date	01/12/2011
Contract end date	

16/17 Contracted general activity (UDA)	9,420
Carry forward general activity (UDA)	0
16/17 Contracted orthodontic activity (UOA)	0
Carry forward orthodontic activity (UOA)	0
Baseline contract value	£248,789.87

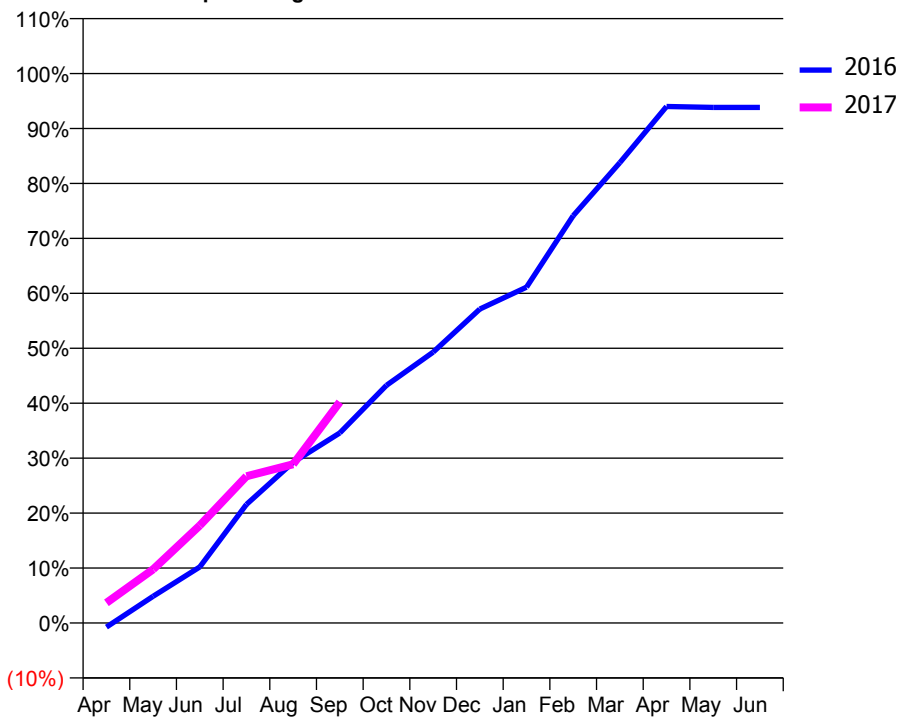
ACCESS*

Patients seen in 24 months	Total	Change since previous quarter
Quarter ending September 2015	2,344	
Quarter ending December 2015	2,334	→
Quarter ending March 2016	2,344	→
Quarter ending June 2016	2,311	↓
Quarter ending September 2016	2,294	→
Variance since September 2015	(2.1%)	↓



ACTIVITY

Cumulative percentage of contracted UDA delivered 2016 & 2017



Adjusted Scheduled Activity (UDA)

Month	2016	2017
April	-72	347
May	458	919
June	961	1,673
July	2,034	2,515
August	2,755	2,721
September	3,259	3,789
October	4,075	
November	4,644	
December	5,383	
January	5,757	
February	6,982	
March	7,893	
April	8,854	
May	8,839	
June	8,839	

QUALITY

	Quantity	Base Number	Contract	AT	Region	England
% of FP17s for the same patient ID Re-attending within 3 months - Children	96	890	10.8%	11.4%	12.0%	12.4%
% of FP17s for the same patient ID Re-attending within 3 months - Adults	163	953	17.1%	14.8%	15.9%	16.7%
% of FP17s for the same patient ID Re-attending between 3 & 9 months - Children	618	890	69.4%	55.6%	58.6%	57.4%
% of FP17s for the same patient ID Re-attending between 3 & 9 months - Adults	564	953	59.2%	48.1%	51.6%	50.5%
% of FP17s for Band 1 Urgent Courses	76	1,641	4.6%	8.3%	8.0%	9.1%
% of FP17s Relating to Free Repair or Replacements	14	1,641	0.9%	0.7%	0.8%	0.8%
% of FP17s Relating to Continuations	12	1,641	0.7%	1.0%	1.3%	1.3%
% of Patients satisfied with the dentistry they have received	16	16	100.0%	94.0%	93.1%	93.2%
% of Patients satisfied with the time they had to wait for an appointment	14	16	87.5%	87.5%	89.1%	89.0%

* This is based on patients treated on this contract for their most recent course of treatment. Figures in italics indicate the base number of FP17s or Patient Questionnaire responses are less than 100. N/A is shown where the base number of responses is less than 10 during the period. % is calculated as Quantity/Base number*100

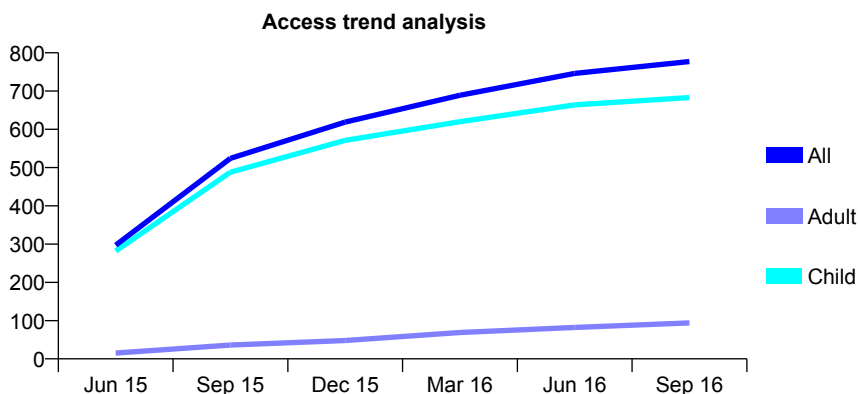
Q58 - Vital Signs At a Glance Contract Report for 788902/0002 - September 2016

Name or company name	MR SS PATEL
Contract type name	GDS Contract
Purpose of contract	General
Contract start date	01/04/2015
Contract end date	

16/17 Contracted general activity (UDA)	2,600
Carry forward general activity (UDA)	0
16/17 Contracted orthodontic activity (UOA)	0
Carry forward orthodontic activity (UOA)	0
Baseline contract value	£59,302.79

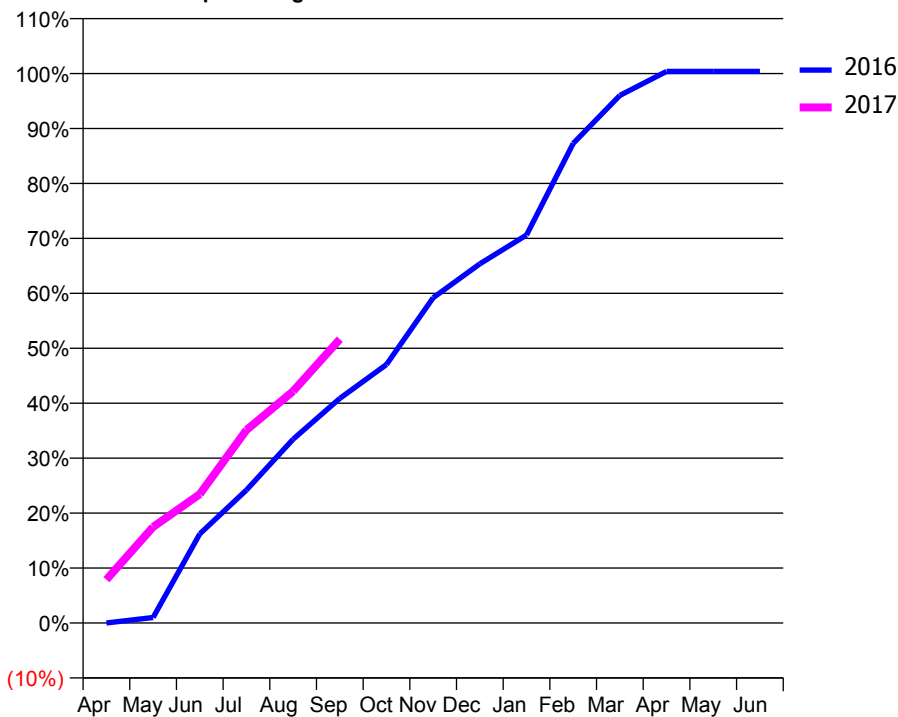
ACCESS*

Patients seen in 24 months	Total	Change since previous quarter
Quarter ending September 2015	524	
Quarter ending December 2015	619	↑
Quarter ending March 2016	689	↑
Quarter ending June 2016	746	↑
Quarter ending September 2016	777	↑
Variance since September 2015	48.3%	↑



ACTIVITY

Cumulative percentage of contracted UDA delivered 2016 & 2017



Month	Adjusted Scheduled Activity (UDA)	
	2016	2017
April	0	205
May	26	455
June	422	610
July	629	913
August	870	1,097
September	1,063	1,343
October	1,223	
November	1,539	
December	1,700	
January	1,836	
February	2,269	
March	2,496	
April	2,610	
May	2,610	
June	2,610	

QUALITY

	Quantity	Base Number	Contract	AT	Region	England
% of FP17s for the same patient ID Re-attending within 3 months - Children	44	645	6.8%	11.4%	12.0%	12.4%
% of FP17s for the same patient ID Re-attending within 3 months - Adults	7	51	13.7%	14.8%	15.9%	16.7%
% of FP17s for the same patient ID Re-attending between 3 & 9 months - Children	439	645	68.1%	55.6%	58.6%	57.4%
% of FP17s for the same patient ID Re-attending between 3 & 9 months - Adults	33	51	64.7%	48.1%	51.6%	50.5%
% of FP17s for Band 1 Urgent Courses	21	639	3.3%	8.3%	8.0%	9.1%
% of FP17s Relating to Free Repair or Replacements	0	639	0.0%	0.7%	0.8%	0.8%
% of FP17s Relating to Continuations	2	639	0.3%	1.0%	1.3%	1.3%
% of Patients satisfied with the dentistry they have received	0	0	N/A	94.0%	93.1%	93.2%
% of Patients satisfied with the time they had to wait for an appointment	0	0	N/A	87.5%	89.1%	89.0%

* This is based on patients treated on this contract for their most recent course of treatment. Figures in italics indicate the base number of FP17s or Patient Questionnaire responses are less than 100. N/A is shown where the base number of responses is less than 10 during the period. % is calculated as Quantity/Base number*100

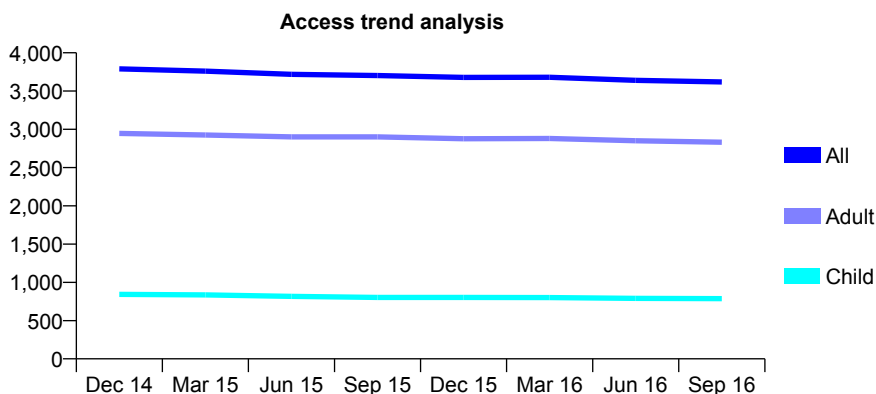
Q58 - Vital Signs At a Glance Contract Report for 795836/0001 - September 2016

Name or company name	MR GD CURNOCK
Contract type name	GDS Contract
Purpose of contract	General
Contract start date	01/04/2006
Contract end date	

16/17 Contracted general activity (UDA)	7,850
Carry forward general activity (UDA)	0
16/17 Contracted orthodontic activity (UOA)	0
Carry forward orthodontic activity (UOA)	0
Baseline contract value	£277,741.74

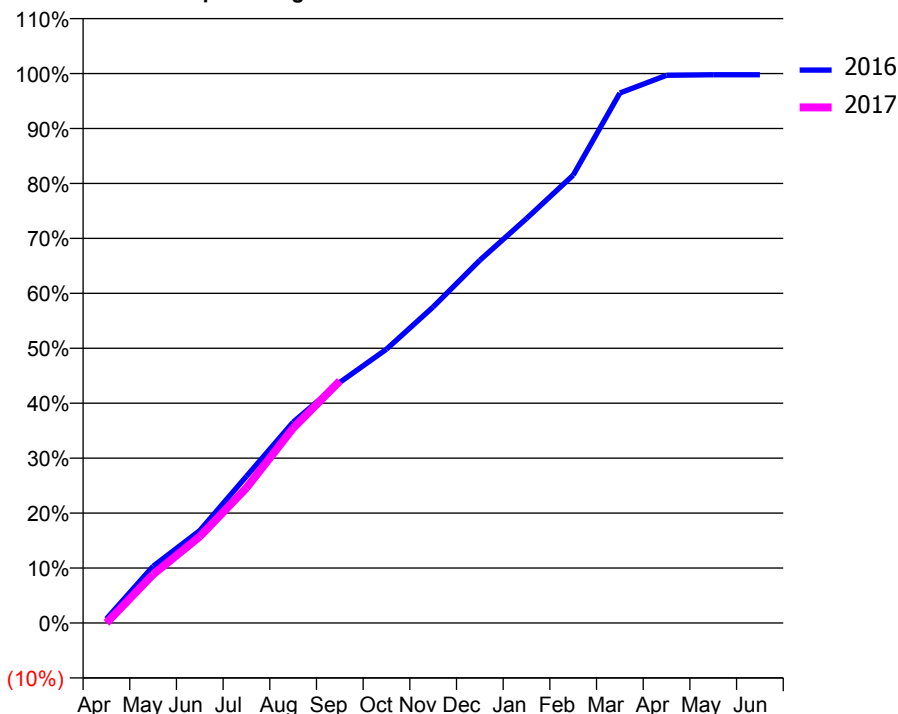
ACCESS*

Patients seen in 24 months	Total	Change since previous quarter
Quarter ending September 2015	3,703	
Quarter ending December 2015	3,678	→
Quarter ending March 2016	3,680	→
Quarter ending June 2016	3,640	↓
Quarter ending September 2016	3,619	→
Variance since September 2015	(2.3%)	↓



ACTIVITY

Cumulative percentage of contracted UDA delivered 2016 & 2017



Month	Adjusted Scheduled Activity (UDA)	
	2016	2017
April	67	0
May	915	694
June	1,489	1,235
July	2,363	1,931
August	3,235	2,785
September	3,875	3,458
October	4,409	
November	5,092	
December	5,844	
January	6,515	
February	7,213	
March	8,535	
April	8,822	
May	8,829	
June	8,829	

QUALITY

	Quantity	Base Number	Contract	AT	Region	England
% of FP17s for the same patient ID Re-attending within 3 months - Children	23	448	5.1%	11.4%	12.0%	12.4%
% of FP17s for the same patient ID Re-attending within 3 months - Adults	127	1,512	8.4%	14.8%	15.9%	16.7%
% of FP17s for the same patient ID Re-attending between 3 & 9 months - Children	133	448	29.7%	55.6%	58.6%	57.4%
% of FP17s for the same patient ID Re-attending between 3 & 9 months - Adults	446	1,512	29.5%	48.1%	51.6%	50.5%
% of FP17s for Band 1 Urgent Courses	21	1,823	1.2%	8.3%	8.0%	9.1%
% of FP17s Relating to Free Repair or Replacements	4	1,823	0.2%	0.7%	0.8%	0.8%
% of FP17s Relating to Continuations	35	1,823	1.9%	1.0%	1.3%	1.3%
% of Patients satisfied with the dentistry they have received	3	3	N/A	94.0%	93.1%	93.2%
% of Patients satisfied with the time they had to wait for an appointment	3	3	N/A	87.5%	89.1%	89.0%

* This is based on patients treated on this contract for their most recent course of treatment. Figures in italics indicate the base number of FP17s or Patient Questionnaire responses are less than 100. N/A is shown where the base number of responses is less than 10 during the period. % is calculated as Quantity/Base number*100

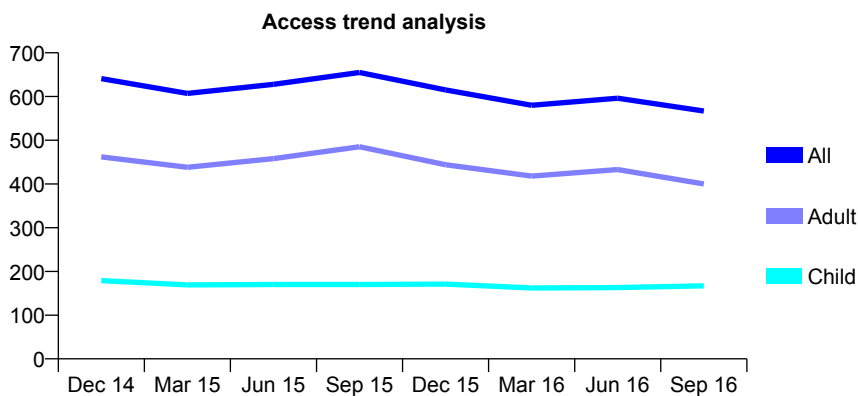
Q58 - Vital Signs At a Glance Contract Report for 807702/0001 - September 2016

Name or company name	MR HK KOCH
Contract type name	GDS Contract
Purpose of contract	General
Contract start date	01/04/2006
Contract end date	

16/17 Contracted general activity (UDA)	1,573
Carry forward general activity (UDA)	0
16/17 Contracted orthodontic activity (UOA)	0
Carry forward orthodontic activity (UOA)	0
Baseline contract value	£55,049.26

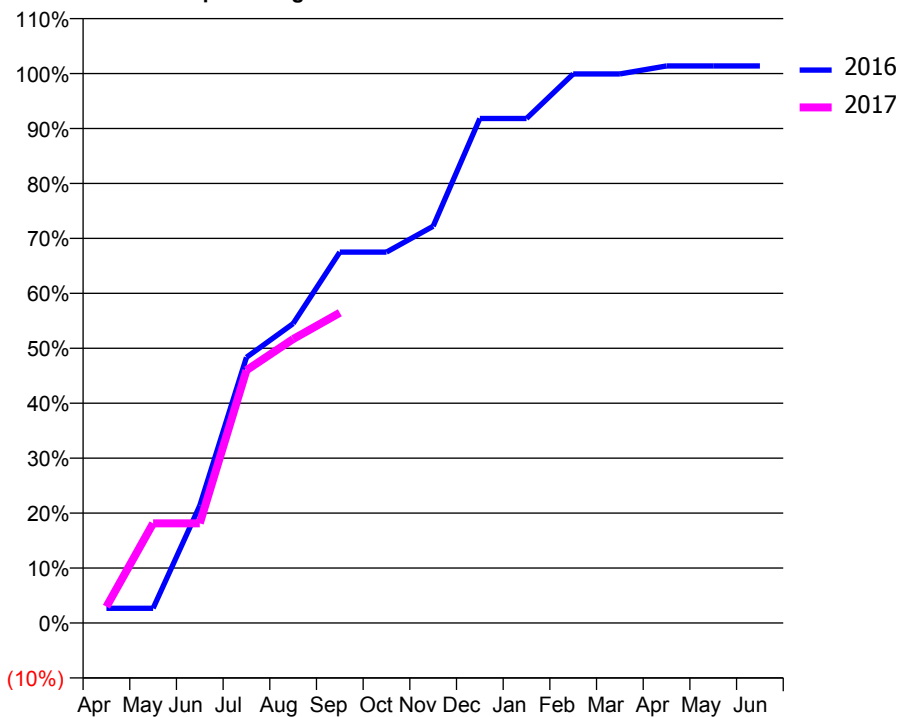
ACCESS*

Patients seen in 24 months	Total	Change since previous quarter
Quarter ending September 2015	655	
Quarter ending December 2015	615	↓
Quarter ending March 2016	580	↓
Quarter ending June 2016	596	↑
Quarter ending September 2016	567	↓
Variance since September 2015	(13.4%)	↓



ACTIVITY

Cumulative percentage of contracted UDA delivered 2016 & 2017



Adjusted Scheduled Activity (UDA)

Month	2016	2017
April	42	47
May	42	285
June	336	285
July	761	723
August	857	813
September	1,062	888
October	1,062	
November	1,136	
December	1,444	
January	1,444	
February	1,572	
March	1,572	
April	1,595	
May	1,595	
June	1,595	

QUALITY

	Quantity	Base Number	Contract	AT	Region	England
% of FP17s for the same patient ID Re-attending within 3 months - Children	6	126	4.8%	11.4%	12.0%	12.4%
% of FP17s for the same patient ID Re-attending within 3 months - Adults	44	304	14.5%	14.8%	15.9%	16.7%
% of FP17s for the same patient ID Re-attending between 3 & 9 months - Children	73	126	57.9%	55.6%	58.6%	57.4%
% of FP17s for the same patient ID Re-attending between 3 & 9 months - Adults	141	304	46.4%	48.1%	51.6%	50.5%
% of FP17s for Band 1 Urgent Courses	15	424	3.5%	8.3%	8.0%	9.1%
% of FP17s Relating to Free Repair or Replacements	4	424	0.9%	0.7%	0.8%	0.8%
% of FP17s Relating to Continuations	0	424	0.0%	1.0%	1.3%	1.3%
% of Patients satisfied with the dentistry they have received	1	1	N/A	94.0%	93.1%	93.2%
% of Patients satisfied with the time they had to wait for an appointment	1	1	N/A	87.5%	89.1%	89.0%

* This is based on patients treated on this contract for their most recent course of treatment. Figures in italics indicate the base number of FP17s or Patient Questionnaire responses are less than 100. N/A is shown where the base number of responses is less than 10 during the period. % is calculated as Quantity/Base number*100

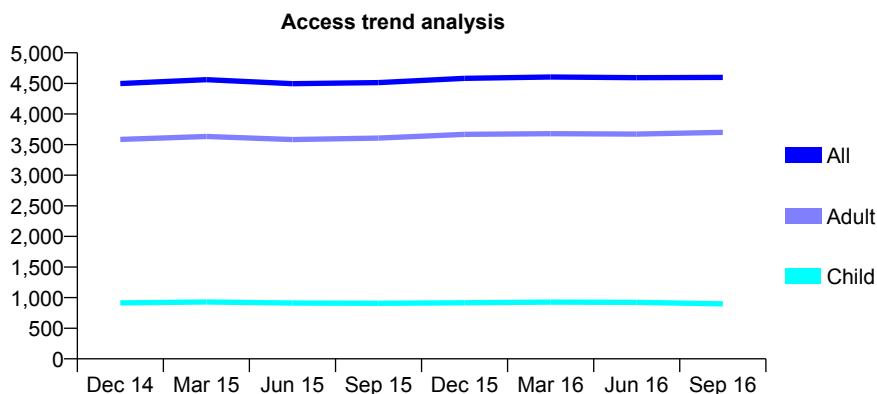
Q58 - Vital Signs At a Glance Contract Report for 810851/0001 - September 2016

Name or company name	Leverstock Green Dental Practice
Contract type name	GDS Contract
Purpose of contract	General
Contract start date	01/04/2006
Contract end date	

16/17 Contracted general activity (UDA)	11,052
Carry forward general activity (UDA)	0
16/17 Contracted orthodontic activity (UOA)	0
Carry forward orthodontic activity (UOA)	0
Baseline contract value	£299,783.63

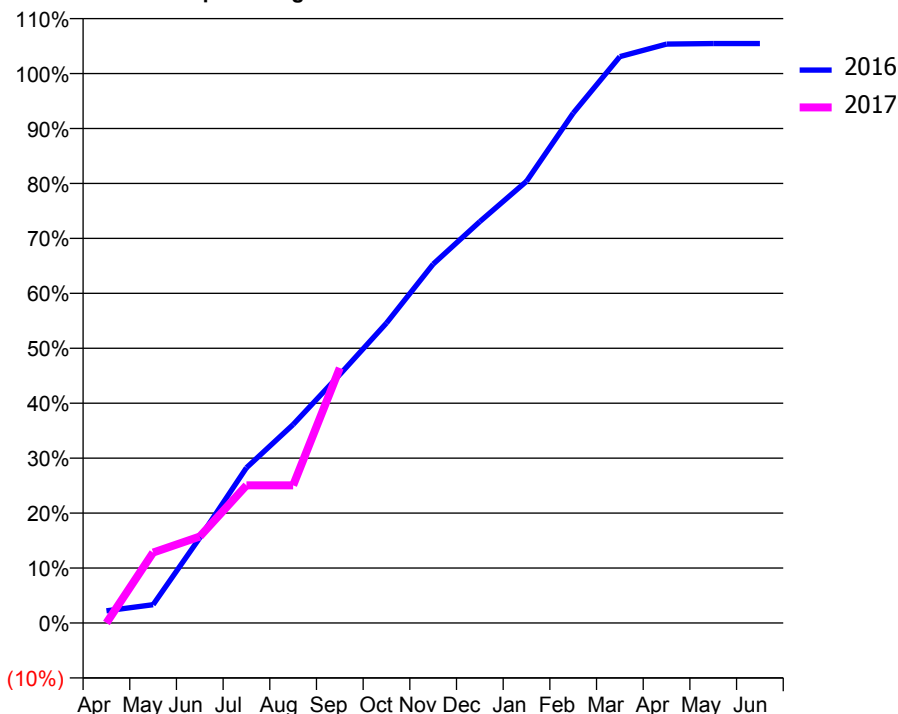
ACCESS*

Patients seen in 24 months	Total	Change since previous quarter
Quarter ending September 2015	4,513	
Quarter ending December 2015	4,583	→
Quarter ending March 2016	4,605	→
Quarter ending June 2016	4,594	→
Quarter ending September 2016	4,599	→
Variance since September 2015	1.9%	→



ACTIVITY

Cumulative percentage of contracted UDA delivered 2016 & 2017



Month	Adjusted Scheduled Activity (UDA)	
	2016	2017
April	245	0
May	368	1,417
June	1,716	1,740
July	3,124	2,768
August	3,992	2,768
September	4,997	5,130
October	6,034	
November	7,219	
December	8,073	
January	8,885	
February	10,254	
March	11,390	
April	11,645	
May	11,654	
June	11,654	

QUALITY

	Quantity	Base Number	Contract	AT	Region	England
% of FP17s for the same patient ID Re-attending within 3 months - Children	52	682	7.6%	11.4%	12.0%	12.4%
% of FP17s for the same patient ID Re-attending within 3 months - Adults	247	2,560	9.6%	14.8%	15.9%	16.7%
% of FP17s for the same patient ID Re-attending between 3 & 9 months - Children	414	682	60.7%	55.6%	58.6%	57.4%
% of FP17s for the same patient ID Re-attending between 3 & 9 months - Adults	1,703	2,560	66.5%	48.1%	51.6%	50.5%
% of FP17s for Band 1 Urgent Courses	189	3,087	6.1%	8.3%	8.0%	9.1%
% of FP17s Relating to Free Repair or Replacements	38	3,087	1.2%	0.7%	0.8%	0.8%
% of FP17s Relating to Continuations	2	3,087	0.1%	1.0%	1.3%	1.3%
% of Patients satisfied with the dentistry they have received	4	4	N/A	94.0%	93.1%	93.2%
% of Patients satisfied with the time they had to wait for an appointment	3	4	N/A	87.5%	89.1%	89.0%

* This is based on patients treated on this contract for their most recent course of treatment. Figures in italics indicate the base number of FP17s or Patient Questionnaire responses are less than 100. N/A is shown where the base number of responses is less than 10 during the period. % is calculated as Quantity/Base number*100

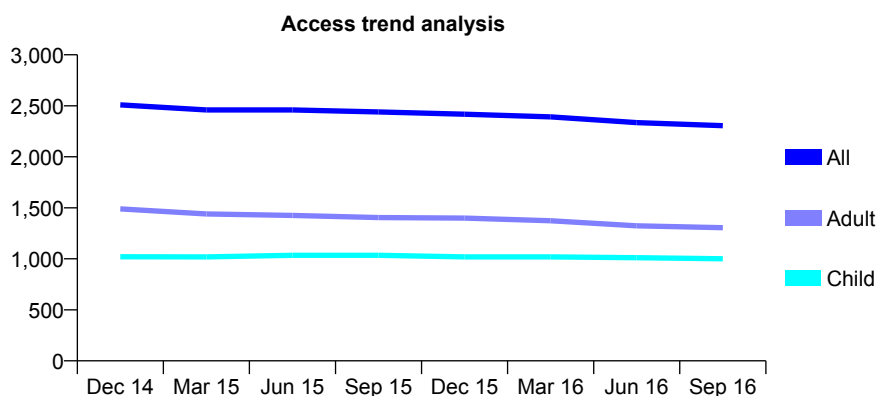
Q58 - Vital Signs At a Glance Contract Report for 811815/0001 - September 2016

Name or company name	MR PS SANSI
Contract type name	GDS Contract
Purpose of contract	General
Contract start date	01/04/2006
Contract end date	

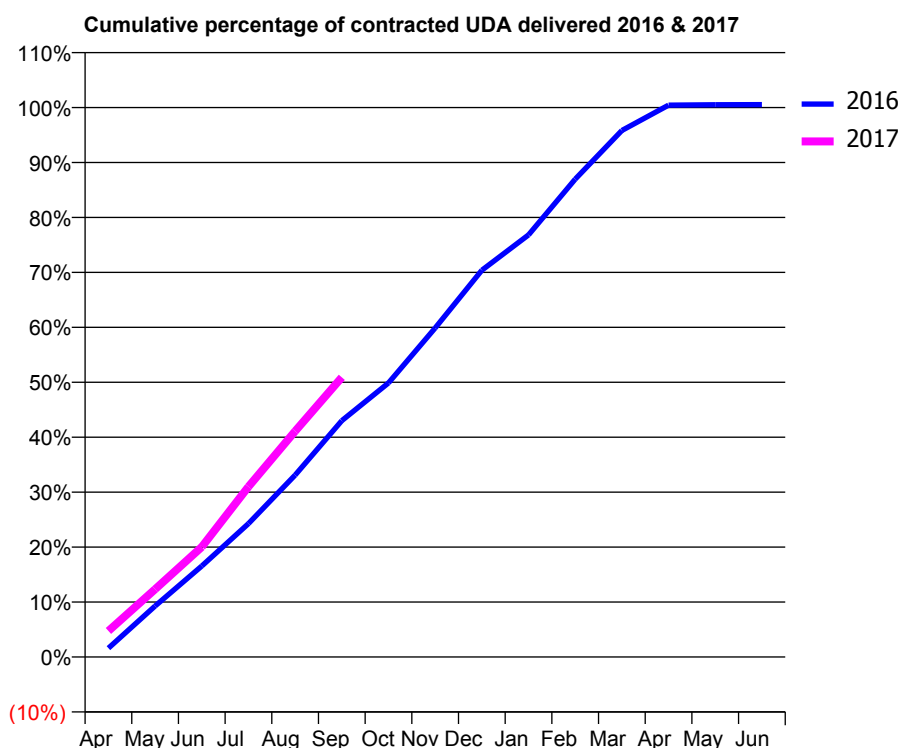
16/17 Contracted general activity (UDA)	4,725
Carry forward general activity (UDA)	0
16/17 Contracted orthodontic activity (UOA)	0
Carry forward orthodontic activity (UOA)	0
Baseline contract value	£131,589.53

ACCESS*

Patients seen in 24 months	Total	Change since previous quarter
Quarter ending September 2015	2,440	
Quarter ending December 2015	2,418	→
Quarter ending March 2016	2,392	↓
Quarter ending June 2016	2,335	↓
Quarter ending September 2016	2,305	↓
Variance since September 2015	(5.5%)	↓



ACTIVITY



Month	Adjusted Scheduled Activity (UDA)	
	2016	2017
April	76	224
May	439	583
June	782	946
July	1,147	1,465
August	1,564	1,942
September	2,033	2,405
October	2,357	
November	2,829	
December	3,326	
January	3,630	
February	4,109	
March	4,528	
April	4,745	
May	4,749	
June	4,750	

QUALITY

	Quantity	Base Number	Contract	AT	Region	England
% of FP17s for the same patient ID Re-attending within 3 months - Children	56	684	8.2%	11.4%	12.0%	12.4%
% of FP17s for the same patient ID Re-attending within 3 months - Adults	98	767	12.8%	14.8%	15.9%	16.7%
% of FP17s for the same patient ID Re-attending between 3 & 9 months - Children	261	684	38.2%	55.6%	58.6%	57.4%
% of FP17s for the same patient ID Re-attending between 3 & 9 months - Adults	339	767	44.2%	48.1%	51.6%	50.5%
% of FP17s for Band 1 Urgent Courses	145	1,343	10.8%	8.3%	8.0%	9.1%
% of FP17s Relating to Free Repair or Replacements	0	1,343	0.0%	0.7%	0.8%	0.8%
% of FP17s Relating to Continuations	4	1,343	0.3%	1.0%	1.3%	1.3%
% of Patients satisfied with the dentistry they have received	3	3	N/A	94.0%	93.1%	93.2%
% of Patients satisfied with the time they had to wait for an appointment	2	3	N/A	87.5%	89.1%	89.0%

* This is based on patients treated on this contract for their most recent course of treatment. Figures in italics indicate the base number of FP17s or Patient Questionnaire responses are less than 100. N/A is shown where the base number of responses is less than 10 during the period. % is calculated as Quantity/Base number*100

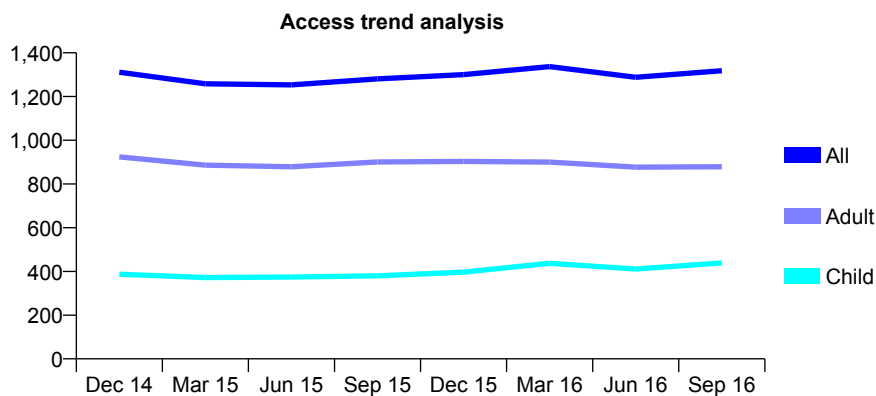
Q58 - Vital Signs At a Glance Contract Report for 813923/0001 - September 2016

Name or company name	MR JS MANDAIR
Contract type name	GDS Contract
Purpose of contract	General
Contract start date	01/04/2006
Contract end date	

16/17 Contracted general activity (UDA)	6,659
Carry forward general activity (UDA)	0
16/17 Contracted orthodontic activity (UOA)	0
Carry forward orthodontic activity (UOA)	0
Baseline contract value	£230,132.77

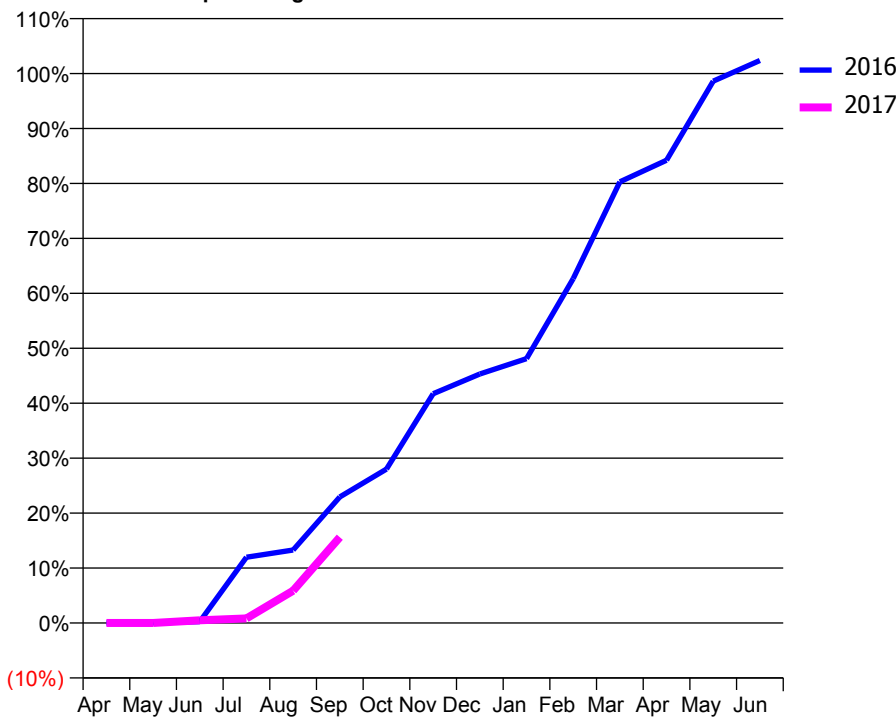
ACCESS*

Patients seen in 24 months	Total	Change since previous quarter
Quarter ending September 2015	1,281	
Quarter ending December 2015	1,300	→
Quarter ending March 2016	1,337	↑
Quarter ending June 2016	1,288	↓
Quarter ending September 2016	1,318	↑
Variance since September 2015	2.9%	↑



ACTIVITY

Cumulative percentage of contracted UDA delivered 2016 & 2017



Month	Adjusted Scheduled Activity (UDA)	
	2016	2017
April	0	0
May	3	0
June	17	33
July	797	56
August	885	393
September	1,529	1,040
October	1,866	
November	2,778	
December	3,017	
January	3,204	
February	4,173	
March	5,346	
April	5,609	
May	6,566	
June	6,816	

QUALITY

	Quantity	Base Number	Contract	AT	Region	England
% of FP17s for the same patient ID Re-attending within 3 months - Children	16	156	10.3%	11.4%	12.0%	12.4%
% of FP17s for the same patient ID Re-attending within 3 months - Adults	98	364	26.9%	14.8%	15.9%	16.7%
% of FP17s for the same patient ID Re-attending between 3 & 9 months - Children	26	156	16.7%	55.6%	58.6%	57.4%
% of FP17s for the same patient ID Re-attending between 3 & 9 months - Adults	76	364	20.9%	48.1%	51.6%	50.5%
% of FP17s for Band 1 Urgent Courses	37	282	13.1%	8.3%	8.0%	9.1%
% of FP17s Relating to Free Repair or Replacements	1	282	0.4%	0.7%	0.8%	0.8%
% of FP17s Relating to Continuations	0	282	0.0%	1.0%	1.3%	1.3%
% of Patients satisfied with the dentistry they have received	3	3	N/A	94.0%	93.1%	93.2%
% of Patients satisfied with the time they had to wait for an appointment	3	3	N/A	87.5%	89.1%	89.0%

* This is based on patients treated on this contract for their most recent course of treatment. Figures in italics indicate the base number of FP17s or Patient Questionnaire responses are less than 100. N/A is shown where the base number of responses is less than 10 during the period. % is calculated as Quantity/Base number*100

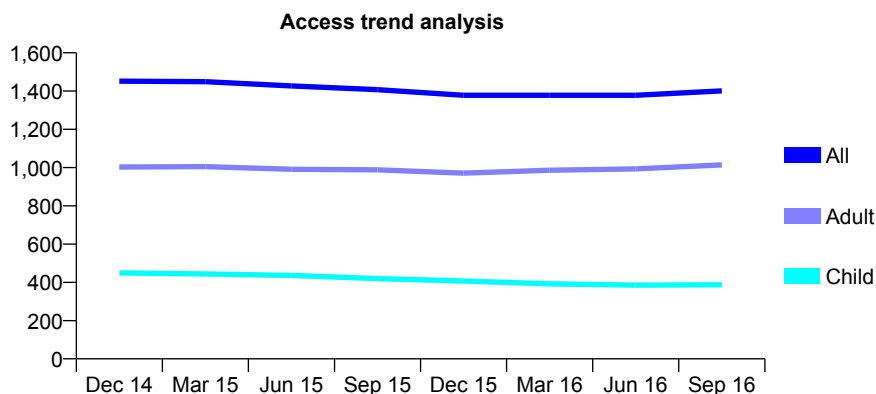
Q58 - Vital Signs At a Glance Contract Report for 815012/0001 - September 2016

Name or company name	MR JP NORRIS
Contract type name	GDS Contract
Purpose of contract	General
Contract start date	01/04/2006
Contract end date	

16/17 Contracted general activity (UDA)	1,399
Carry forward general activity (UDA)	0
16/17 Contracted orthodontic activity (UOA)	0
Carry forward orthodontic activity (UOA)	0
Baseline contract value	£30,174.78

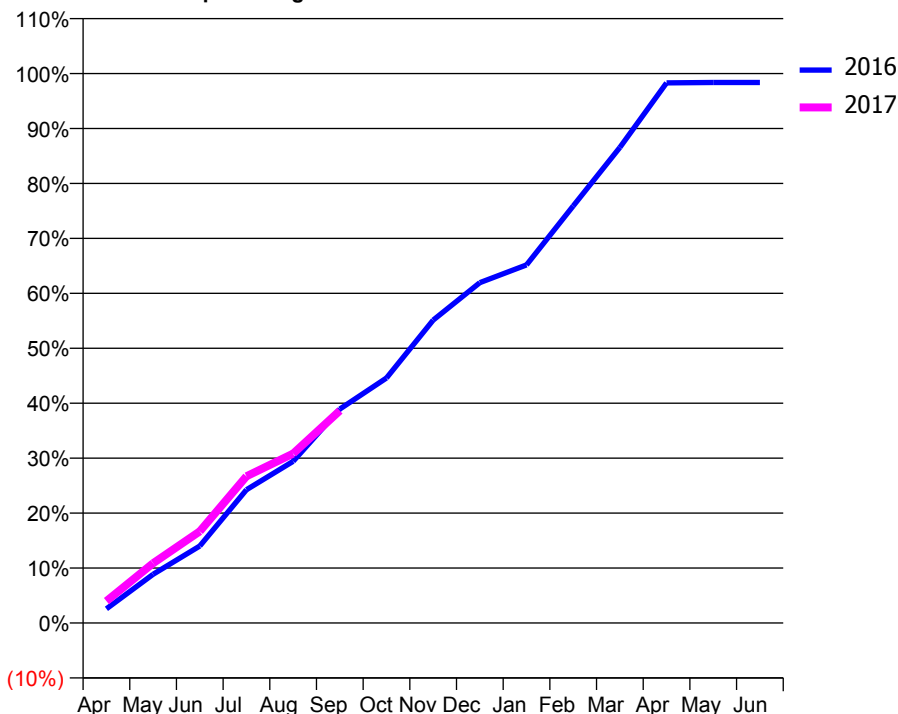
ACCESS*

Patients seen in 24 months	Total	Change since previous quarter
Quarter ending September 2015	1,407	
Quarter ending December 2015	1,378	↓
Quarter ending March 2016	1,378	→
Quarter ending June 2016	1,378	→
Quarter ending September 2016	1,401	→
Variance since September 2015	(0.4%)	→



ACTIVITY

Cumulative percentage of contracted UDA delivered 2016 & 2017



Adjusted Scheduled Activity (UDA)

Month	2016	2017
April	36	56
May	124	152
June	196	233
July	339	374
August	412	431
September	545	541
October	624	
November	771	
December	866	
January	912	
February	1,062	
March	1,211	
April	1,375	
May	1,376	
June	1,376	

QUALITY

	Quantity	Base Number	Contract	AT	Region	England
% of FP17s for the same patient ID Re-attending within 3 months - Children	31	347	8.9%	11.4%	12.0%	12.4%
% of FP17s for the same patient ID Re-attending within 3 months - Adults	84	773	10.9%	14.8%	15.9%	16.7%
% of FP17s for the same patient ID Re-attending between 3 & 9 months - Children	206	347	59.4%	55.6%	58.6%	57.4%
% of FP17s for the same patient ID Re-attending between 3 & 9 months - Adults	468	773	60.5%	48.1%	51.6%	50.5%
% of FP17s for Band 1 Urgent Courses	23	325	7.1%	8.3%	8.0%	9.1%
% of FP17s Relating to Free Repair or Replacements	0	325	0.0%	0.7%	0.8%	0.8%
% of FP17s Relating to Continuations	0	325	0.0%	1.0%	1.3%	1.3%
% of Patients satisfied with the dentistry they have received	0	0	N/A	94.0%	93.1%	93.2%
% of Patients satisfied with the time they had to wait for an appointment	0	0	N/A	87.5%	89.1%	89.0%

* This is based on patients treated on this contract for their most recent course of treatment. Figures in italics indicate the base number of FP17s or Patient Questionnaire responses are less than 100. N/A is shown where the base number of responses is less than 10 during the period. % is calculated as Quantity/Base number*100

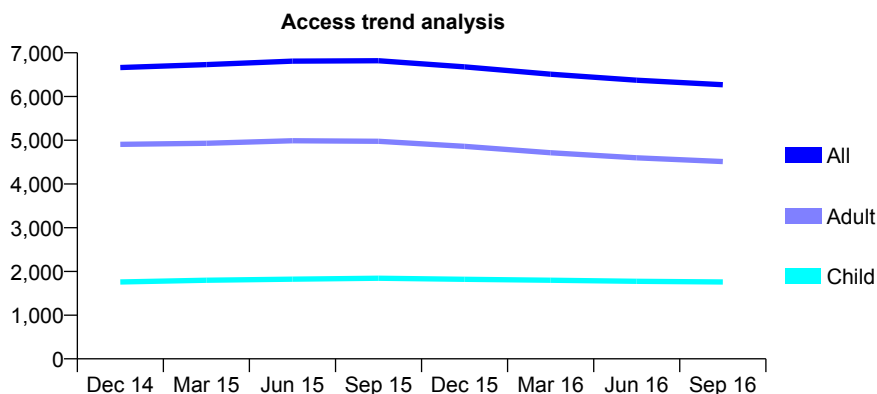
Q58 - Vital Signs At a Glance Contract Report for 819506/0001 - September 2016

Name or company name	Naeha Waterfall
Contract type name	GDS Contract
Purpose of contract	General
Contract start date	01/06/2009
Contract end date	

16/17 Contracted general activity (UDA)	15,000
Carry forward general activity (UDA)	0
16/17 Contracted orthodontic activity (UOA)	0
Carry forward orthodontic activity (UOA)	0
Baseline contract value	£422,293.08

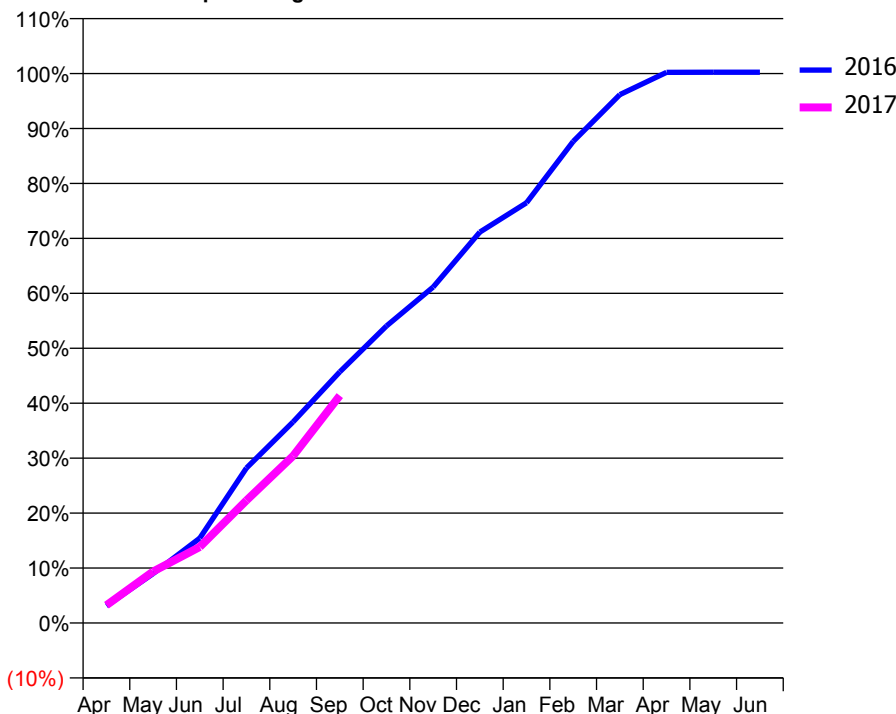
ACCESS*

Patients seen in 24 months	Total	Change since previous quarter
Quarter ending September 2015	6,820	
Quarter ending December 2015	6,677	↓
Quarter ending March 2016	6,511	↓
Quarter ending June 2016	6,372	↓
Quarter ending September 2016	6,271	↓
Variance since September 2015	(8.0%)	↓



ACTIVITY

Cumulative percentage of contracted UDA delivered 2016 & 2017



Month	Adjusted Scheduled Activity (UDA)	
	2016	2017
April	466	485
May	1,350	1,406
June	2,316	2,077
July	4,232	3,347
August	5,492	4,564
September	6,856	6,209
October	8,107	
November	9,170	
December	10,671	
January	11,472	
February	13,146	
March	14,423	
April	15,030	
May	15,036	
June	15,036	

QUALITY

	Quantity	Base Number	Contract	AT	Region	England
% of FP17s for the same patient ID Re-attending within 3 months - Children	108	1,251	8.6%	11.4%	12.0%	12.4%
% of FP17s for the same patient ID Re-attending within 3 months - Adults	456	2,625	17.4%	14.8%	15.9%	16.7%
% of FP17s for the same patient ID Re-attending between 3 & 9 months - Children	685	1,251	54.8%	55.6%	58.6%	57.4%
% of FP17s for the same patient ID Re-attending between 3 & 9 months - Adults	947	2,625	36.1%	48.1%	51.6%	50.5%
% of FP17s for Band 1 Urgent Courses	416	3,533	11.8%	8.3%	8.0%	9.1%
% of FP17s Relating to Free Repair or Replacements	24	3,533	0.7%	0.7%	0.8%	0.8%
% of FP17s Relating to Continuations	24	3,533	0.7%	1.0%	1.3%	1.3%
% of Patients satisfied with the dentistry they have received	0	0	N/A	94.0%	93.1%	93.2%
% of Patients satisfied with the time they had to wait for an appointment	0	0	N/A	87.5%	89.1%	89.0%

* This is based on patients treated on this contract for their most recent course of treatment. Figures in italics indicate the base number of FP17s or Patient Questionnaire responses are less than 100. N/A is shown where the base number of responses is less than 10 during the period. % is calculated as Quantity/Base number*100

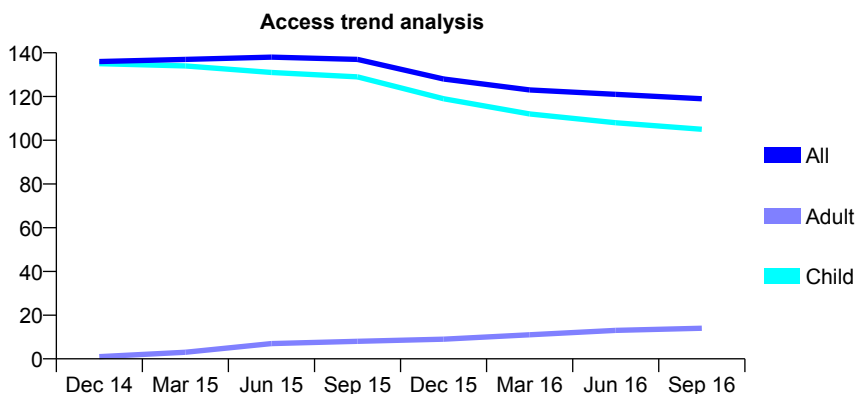
Q58 - Vital Signs At a Glance Contract Report for 824038/0001 - September 2016

Name or company name	MR R BHATIANI
Contract type name	GDS Contract
Purpose of contract	General
Contract start date	01/04/2006
Contract end date	

16/17 Contracted general activity (UDA)	275
Carry forward general activity (UDA)	0
16/17 Contracted orthodontic activity (UOA)	0
Carry forward orthodontic activity (UOA)	0
Baseline contract value	£7,015.31

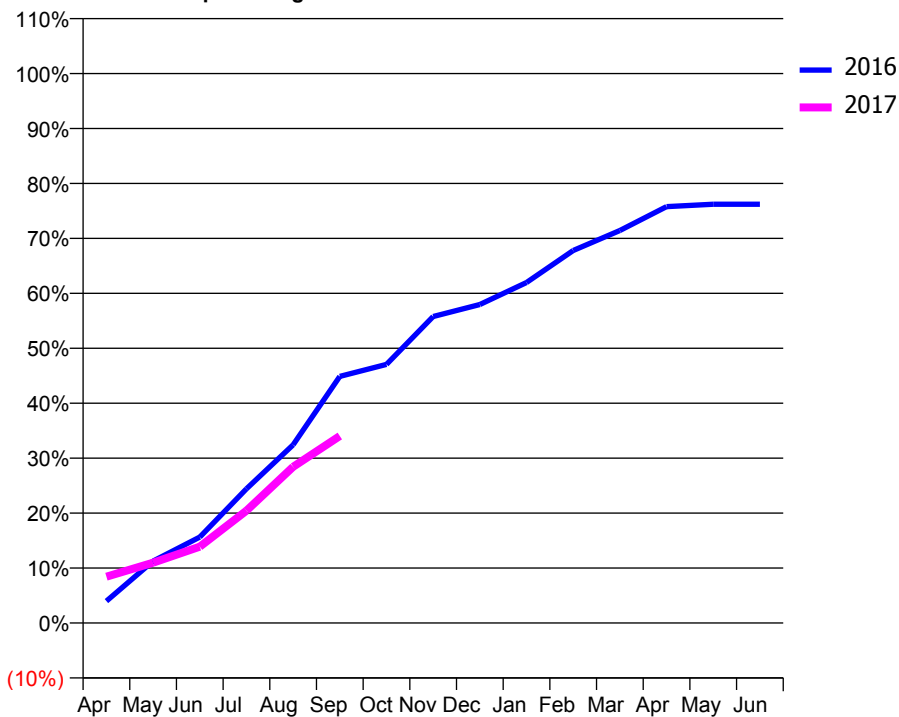
ACCESS*

Patients seen in 24 months	Total	Change since previous quarter
Quarter ending September 2015	137	
Quarter ending December 2015	128	↓
Quarter ending March 2016	123	↓
Quarter ending June 2016	121	↓
Quarter ending September 2016	119	↓
Variance since September 2015	(13.1%)	↓



ACTIVITY

Cumulative percentage of contracted UDA delivered 2016 & 2017



Month	Adjusted Scheduled Activity (UDA)	
	2016	2017
April	11	23
May	31	30
June	43	38
July	67	56
August	89	78
September	123	94
October	129	
November	153	
December	159	
January	170	
February	186	
March	196	
April	208	
May	210	
June	210	

QUALITY

	Quantity	Base Number	Contract	AT	Region	England
% of FP17s for the same patient ID Re-attending within 3 months - Children	4	76	5.3%	11.4%	12.0%	12.4%
% of FP17s for the same patient ID Re-attending within 3 months - Adults	0	6	0.0%	14.8%	15.9%	16.7%
% of FP17s for the same patient ID Re-attending between 3 & 9 months - Children	30	76	39.5%	55.6%	58.6%	57.4%
% of FP17s for the same patient ID Re-attending between 3 & 9 months - Adults	0	6	0.0%	48.1%	51.6%	50.5%
% of FP17s for Band 1 Urgent Courses	3	77	3.9%	8.3%	8.0%	9.1%
% of FP17s Relating to Free Repair or Replacements	0	77	0.0%	0.7%	0.8%	0.8%
% of FP17s Relating to Continuations	0	77	0.0%	1.0%	1.3%	1.3%
% of Patients satisfied with the dentistry they have received	0	0	N/A	94.0%	93.1%	93.2%
% of Patients satisfied with the time they had to wait for an appointment	0	0	N/A	87.5%	89.1%	89.0%

* This is based on patients treated on this contract for their most recent course of treatment. Figures in italics indicate the base number of FP17s or Patient Questionnaire responses are less than 100. N/A is shown where the base number of responses is less than 10 during the period. % is calculated as Quantity/Base number*100

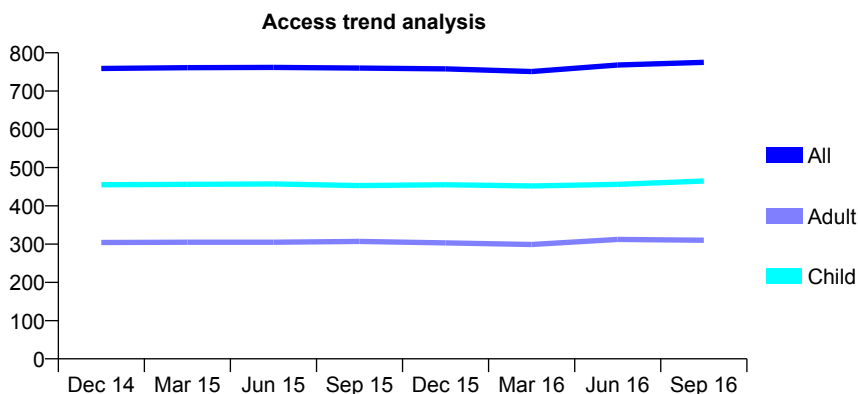
Q58 - Vital Signs At a Glance Contract Report for 825344/0001 - September 2016

Name or company name	MR K PATEL
Contract type name	GDS Contract
Purpose of contract	General
Contract start date	01/04/2006
Contract end date	

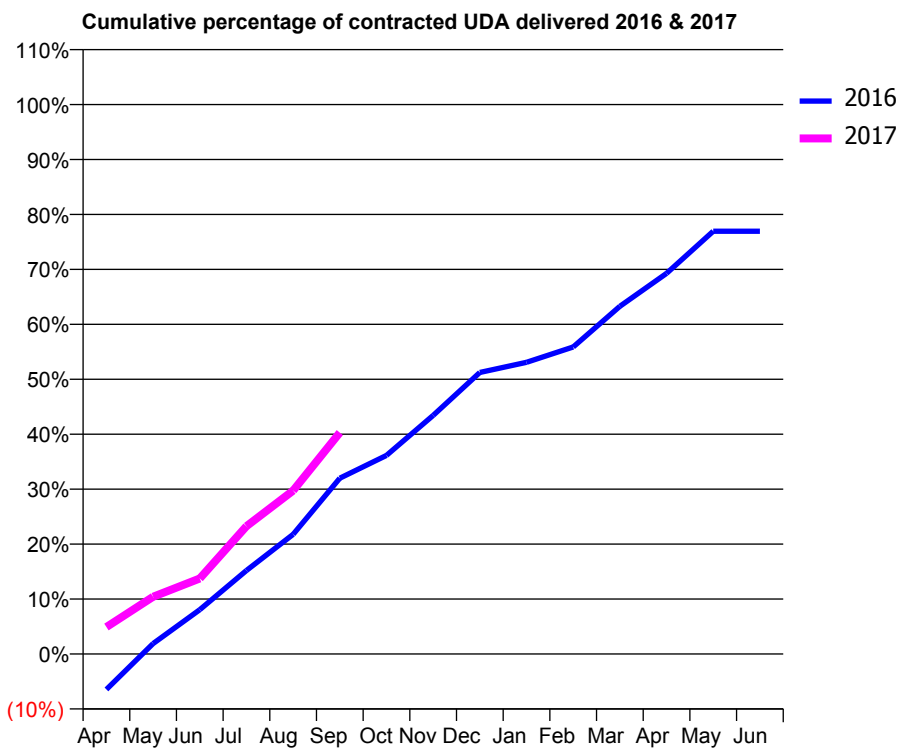
16/17 Contracted general activity (UDA)	2,800
Carry forward general activity (UDA)	0
16/17 Contracted orthodontic activity (UOA)	0
Carry forward orthodontic activity (UOA)	0
Baseline contract value	£79,940.20

ACCESS*

Patients seen in 24 months	Total	Change since previous quarter
Quarter ending September 2015	760	
Quarter ending December 2015	758	→
Quarter ending March 2016	751	→
Quarter ending June 2016	768	↑
Quarter ending September 2016	775	→
Variance since September 2015	2.0%	→



ACTIVITY



Month	Adjusted Scheduled Activity (UDA)	
	2016	2017
April	-181	137
May	53	292
June	226	385
July	426	651
August	610	833
September	896	1,128
October	1,012	
November	1,216	
December	1,435	
January	1,486	
February	1,564	
March	1,772	
April	1,940	
May	2,155	
June	2,155	

QUALITY

	Quantity	Base Number	Contract	AT	Region	England
% of FP17s for the same patient ID Re-attending within 3 months - Children	24	424	5.7%	11.4%	12.0%	12.4%
% of FP17s for the same patient ID Re-attending within 3 months - Adults	55	254	21.7%	14.8%	15.9%	16.7%
% of FP17s for the same patient ID Re-attending between 3 & 9 months - Children	243	424	57.3%	55.6%	58.6%	57.4%
% of FP17s for the same patient ID Re-attending between 3 & 9 months - Adults	118	254	46.5%	48.1%	51.6%	50.5%
% of FP17s for Band 1 Urgent Courses	12	507	2.4%	8.3%	8.0%	9.1%
% of FP17s Relating to Free Repair or Replacements	1	507	0.2%	0.7%	0.8%	0.8%
% of FP17s Relating to Continuations	0	507	0.0%	1.0%	1.3%	1.3%
% of Patients satisfied with the dentistry they have received	1	1	N/A	94.0%	93.1%	93.2%
% of Patients satisfied with the time they had to wait for an appointment	1	1	N/A	87.5%	89.1%	89.0%

* This is based on patients treated on this contract for their most recent course of treatment. Figures in italics indicate the base number of FP17s or Patient Questionnaire responses are less than 100. N/A is shown where the base number of responses is less than 10 during the period. % is calculated as Quantity/Base number*100

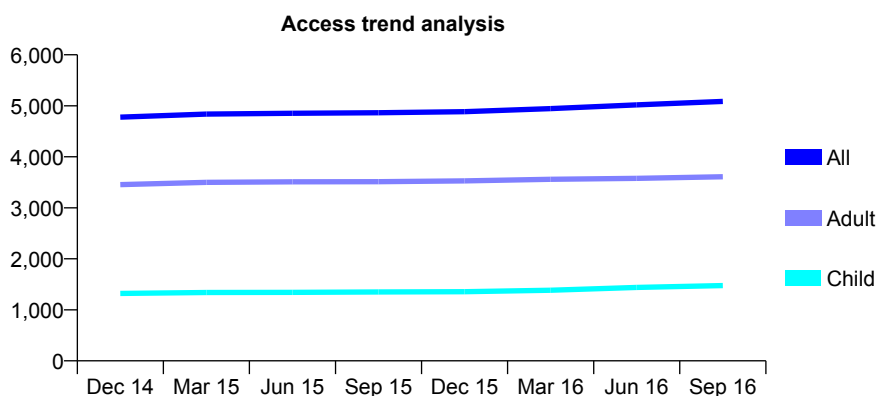
Q58 - Vital Signs At a Glance Contract Report for 825425/0001 - September 2016

Name or company name	MR S SHAH
Contract type name	GDS Contract
Purpose of contract	General
Contract start date	01/04/2006
Contract end date	

16/17 Contracted general activity (UDA)	13,962
Carry forward general activity (UDA)	115
16/17 Contracted orthodontic activity (UOA)	0
Carry forward orthodontic activity (UOA)	0
Baseline contract value	£354,767.94

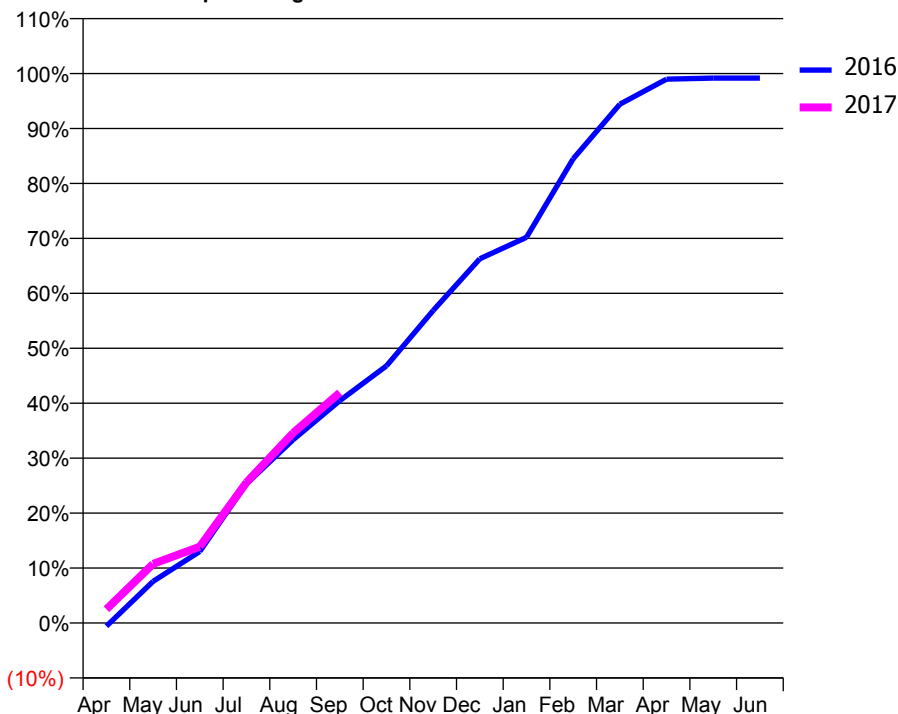
ACCESS*

Patients seen in 24 months	Total	Change since previous quarter
Quarter ending September 2015	4,864	
Quarter ending December 2015	4,885	→
Quarter ending March 2016	4,945	→
Quarter ending June 2016	5,017	→
Quarter ending September 2016	5,085	→
Variance since September 2015	4.5%	↑



ACTIVITY

Cumulative percentage of contracted UDA delivered 2016 & 2017



Month	Adjusted Scheduled Activity (UDA)	
	2016	2017
April	-83	351
May	1,057	1,503
June	1,818	1,939
July	3,534	3,573
August	4,658	4,829
September	5,651	5,852
October	6,535	
November	7,940	
December	9,255	
January	9,799	
February	11,796	
March	13,183	
April	13,818	
May	13,846	
June	13,847	

QUALITY

	Quantity	Base Number	Contract	AT	Region	England
% of FP17s for the same patient ID Re-attending within 3 months - Children	69	987	7.0%	11.4%	12.0%	12.4%
% of FP17s for the same patient ID Re-attending within 3 months - Adults	407	2,267	18.0%	14.8%	15.9%	16.7%
% of FP17s for the same patient ID Re-attending between 3 & 9 months - Children	430	987	43.6%	55.6%	58.6%	57.4%
% of FP17s for the same patient ID Re-attending between 3 & 9 months - Adults	873	2,267	38.5%	48.1%	51.6%	50.5%
% of FP17s for Band 1 Urgent Courses	271	2,650	10.2%	8.3%	8.0%	9.1%
% of FP17s Relating to Free Repair or Replacements	21	2,650	0.8%	0.7%	0.8%	0.8%
% of FP17s Relating to Continuations	40	2,650	1.5%	1.0%	1.3%	1.3%
% of Patients satisfied with the dentistry they have received	3	4	N/A	94.0%	93.1%	93.2%
% of Patients satisfied with the time they had to wait for an appointment	3	4	N/A	87.5%	89.1%	89.0%

* This is based on patients treated on this contract for their most recent course of treatment. Figures in italics indicate the base number of FP17s or Patient Questionnaire responses are less than 100. N/A is shown where the base number of responses is less than 10 during the period. % is calculated as Quantity/Base number*100

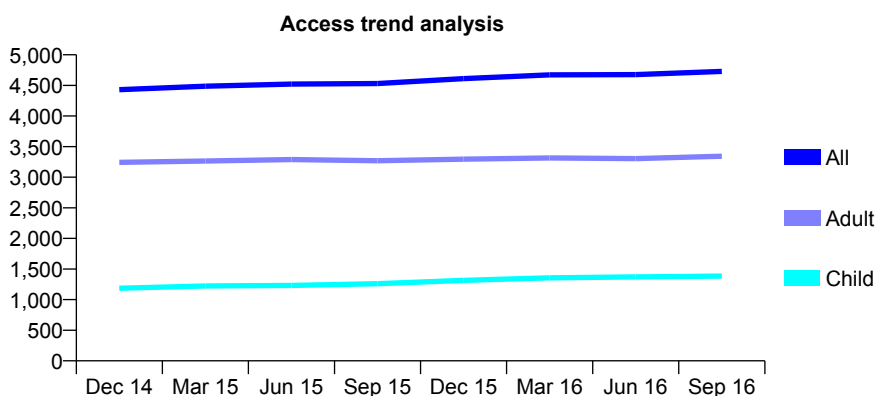
Q58 - Vital Signs At a Glance Contract Report for 825425/0002 - September 2016

Name or company name	MR S SHAH
Contract type name	GDS Contract
Purpose of contract	General
Contract start date	01/04/2006
Contract end date	

16/17 Contracted general activity (UDA)	11,095
Carry forward general activity (UDA)	0
16/17 Contracted orthodontic activity (UOA)	0
Carry forward orthodontic activity (UOA)	0
Baseline contract value	£269,514.96

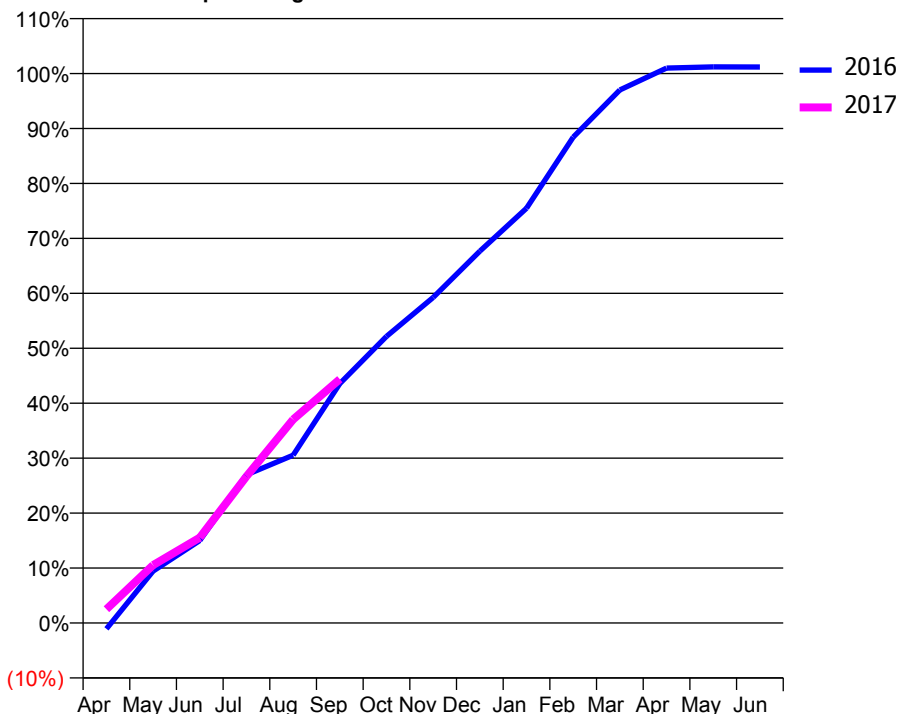
ACCESS*

Patients seen in 24 months	Total	Change since previous quarter
Quarter ending September 2015	4,531	
Quarter ending December 2015	4,611	→
Quarter ending March 2016	4,672	→
Quarter ending June 2016	4,676	→
Quarter ending September 2016	4,728	→
Variance since September 2015	4.3%	↑



ACTIVITY

Cumulative percentage of contracted UDA delivered 2016 & 2017



Month	Adjusted Scheduled Activity (UDA)	
	2016	2017
April	-115	280
May	997	1,170
June	1,583	1,723
July	2,845	2,961
August	3,220	4,109
September	4,596	4,922
October	5,500	
November	6,248	
December	7,136	
January	7,962	
February	9,326	
March	10,232	
April	10,651	
May	10,674	
June	10,673	

QUALITY

	Quantity	Base Number	Contract	AT	Region	England
% of FP17s for the same patient ID Re-attending within 3 months - Children	80	937	8.5%	11.4%	12.0%	12.4%
% of FP17s for the same patient ID Re-attending within 3 months - Adults	286	1,973	14.5%	14.8%	15.9%	16.7%
% of FP17s for the same patient ID Re-attending between 3 & 9 months - Children	487	937	52.0%	55.6%	58.6%	57.4%
% of FP17s for the same patient ID Re-attending between 3 & 9 months - Adults	841	1,973	42.6%	48.1%	51.6%	50.5%
% of FP17s for Band 1 Urgent Courses	194	2,669	7.3%	8.3%	8.0%	9.1%
% of FP17s Relating to Free Repair or Replacements	27	2,669	1.0%	0.7%	0.8%	0.8%
% of FP17s Relating to Continuations	77	2,669	2.9%	1.0%	1.3%	1.3%
% of Patients satisfied with the dentistry they have received	0	0	N/A	94.0%	93.1%	93.2%
% of Patients satisfied with the time they had to wait for an appointment	0	0	N/A	87.5%	89.1%	89.0%

* This is based on patients treated on this contract for their most recent course of treatment. Figures in italics indicate the base number of FP17s or Patient Questionnaire responses are less than 100. N/A is shown where the base number of responses is less than 10 during the period. % is calculated as Quantity/Base number*100

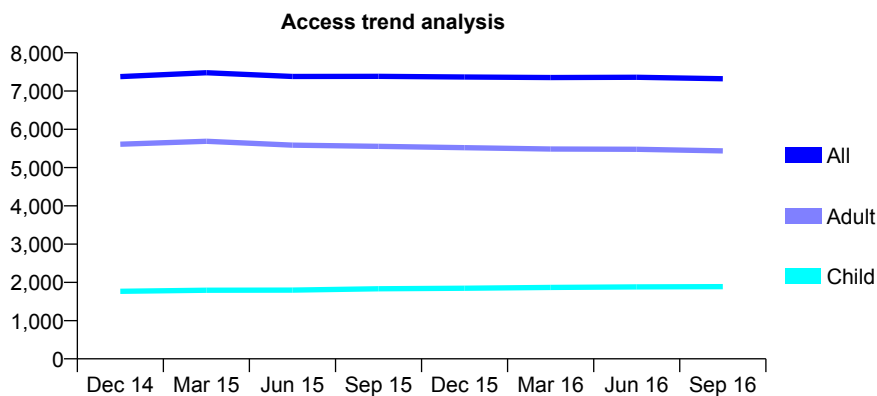
Q58 - Vital Signs At a Glance Contract Report for 825425/0003 - September 2016

Name or company name	MR S SHAH
Contract type name	GDS Contract
Purpose of contract	General
Contract start date	01/03/2013
Contract end date	

16/17 Contracted general activity (UDA)	22,140
Carry forward general activity (UDA)	0
16/17 Contracted orthodontic activity (UOA)	0
Carry forward orthodontic activity (UOA)	0
Baseline contract value	£656,188.29

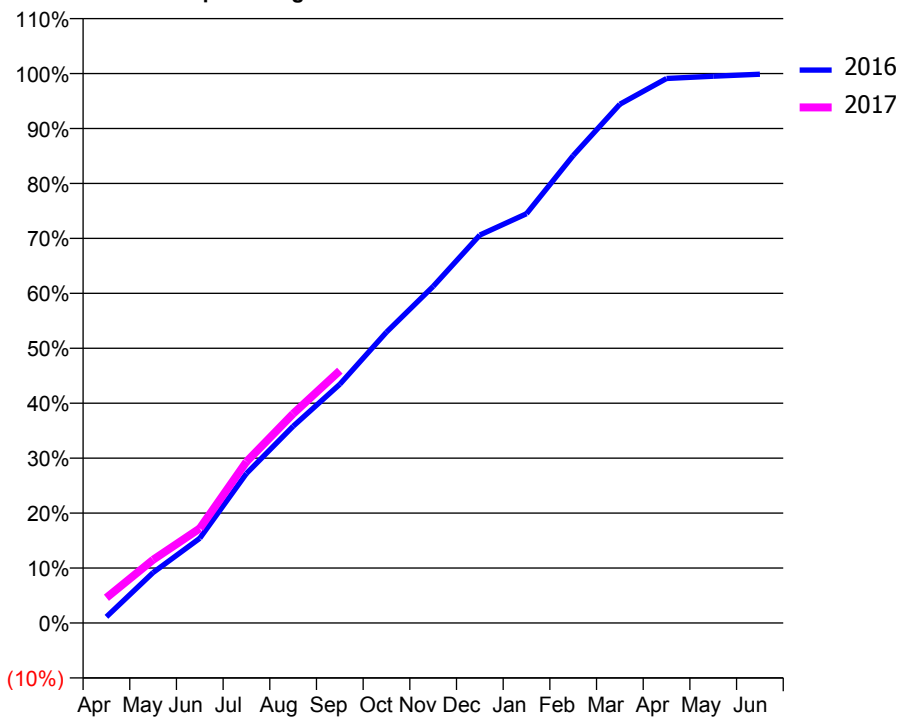
ACCESS*

Patients seen in 24 months	Total	Change since previous quarter
Quarter ending September 2015	7,386	
Quarter ending December 2015	7,366	→
Quarter ending March 2016	7,353	→
Quarter ending June 2016	7,361	→
Quarter ending September 2016	7,323	→
Variance since September 2015	(0.9%)	→



ACTIVITY

Cumulative percentage of contracted UDA delivered 2016 & 2017



Month	Adjusted Scheduled Activity (UDA)	
	2016	2017
April	247	1,017
May	2,032	2,549
June	3,413	3,810
July	6,026	6,496
August	7,929	8,433
September	9,621	10,168
October	11,718	
November	13,564	
December	15,633	
January	16,492	
February	18,836	
March	20,902	
April	21,939	
May	22,030	
June	22,111	

QUALITY

	Quantity	Base Number	Contract	AT	Region	England
% of FP17s for the same patient ID Re-attending within 3 months - Children	78	1,248	6.3%	11.4%	12.0%	12.4%
% of FP17s for the same patient ID Re-attending within 3 months - Adults	537	3,251	16.5%	14.8%	15.9%	16.7%
% of FP17s for the same patient ID Re-attending between 3 & 9 months - Children	601	1,248	48.2%	55.6%	58.6%	57.4%
% of FP17s for the same patient ID Re-attending between 3 & 9 months - Adults	1,260	3,251	38.8%	48.1%	51.6%	50.5%
% of FP17s for Band 1 Urgent Courses	460	4,065	11.3%	8.3%	8.0%	9.1%
% of FP17s Relating to Free Repair or Replacements	29	4,065	0.7%	0.7%	0.8%	0.8%
% of FP17s Relating to Continuations	85	4,065	2.1%	1.0%	1.3%	1.3%
% of Patients satisfied with the dentistry they have received	11	12	91.7%	94.0%	93.1%	93.2%
% of Patients satisfied with the time they had to wait for an appointment	9	12	75.0%	87.5%	89.1%	89.0%

* This is based on patients treated on this contract for their most recent course of treatment. Figures in italics indicate the base number of FP17s or Patient Questionnaire responses are less than 100. N/A is shown where the base number of responses is less than 10 during the period. % is calculated as Quantity/Base number*100

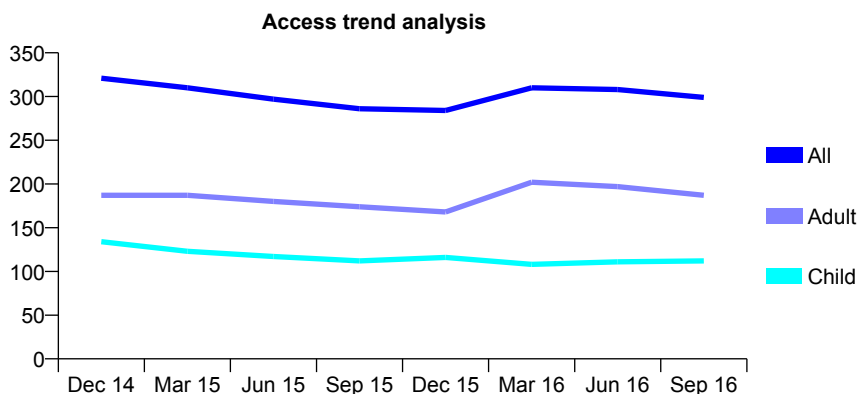
Q58 - Vital Signs At a Glance Contract Report for 825727/0001 - September 2016

Name or company name	MR R CHAUHAN
Contract type name	GDS Contract
Purpose of contract	General
Contract start date	01/04/2006
Contract end date	

16/17 Contracted general activity (UDA)	900
Carry forward general activity (UDA)	0
16/17 Contracted orthodontic activity (UOA)	0
Carry forward orthodontic activity (UOA)	0
Baseline contract value	£29,302.72

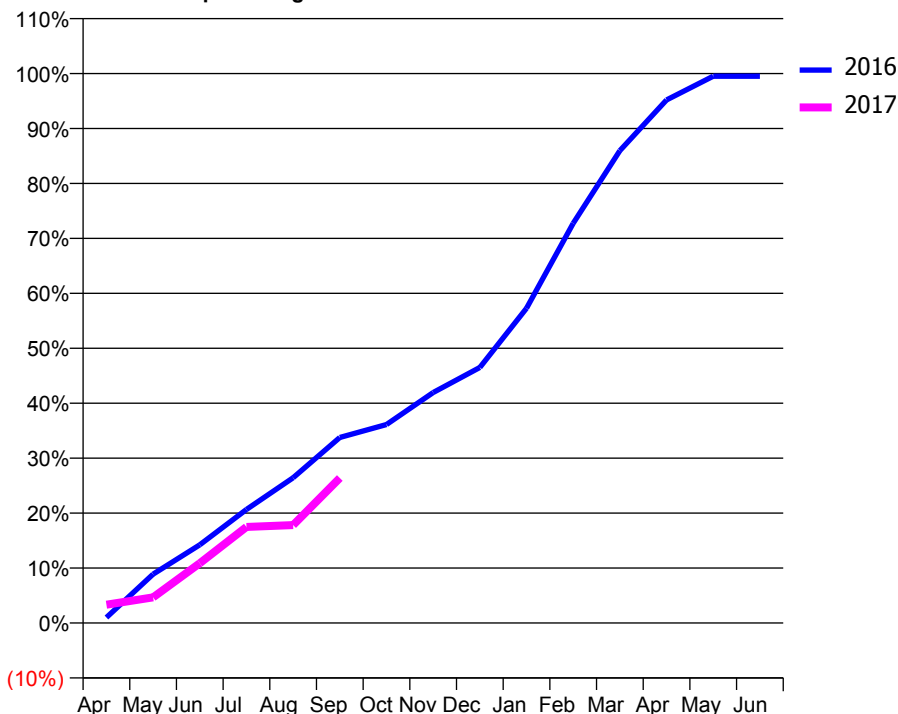
ACCESS*

Patients seen in 24 months	Total	Change since previous quarter
Quarter ending September 2015	286	
Quarter ending December 2015	284	→
Quarter ending March 2016	310	↑
Quarter ending June 2016	308	→
Quarter ending September 2016	299	↓
Variance since September 2015	4.5%	↑



ACTIVITY

Cumulative percentage of contracted UDA delivered 2016 & 2017



Adjusted Scheduled Activity (UDA)

Month	2016	2017
April	9	30
May	80	42
June	128	98
July	186	157
August	238	160
September	304	238
October	325	
November	378	
December	419	
January	516	
February	655	
March	774	
April	857	
May	896	
June	896	

QUALITY

	Quantity	Base Number	Contract	AT	Region	England
% of FP17s for the same patient ID Re-attending within 3 months - Children	6	97	6.2%	11.4%	12.0%	12.4%
% of FP17s for the same patient ID Re-attending within 3 months - Adults	2	71	2.8%	14.8%	15.9%	16.7%
% of FP17s for the same patient ID Re-attending between 3 & 9 months - Children	53	97	54.6%	55.6%	58.6%	57.4%
% of FP17s for the same patient ID Re-attending between 3 & 9 months - Adults	28	71	39.4%	48.1%	51.6%	50.5%
% of FP17s for Band 1 Urgent Courses	3	124	2.4%	8.3%	8.0%	9.1%
% of FP17s Relating to Free Repair or Replacements	0	124	0.0%	0.7%	0.8%	0.8%
% of FP17s Relating to Continuations	2	124	1.6%	1.0%	1.3%	1.3%
% of Patients satisfied with the dentistry they have received	0	0	N/A	94.0%	93.1%	93.2%
% of Patients satisfied with the time they had to wait for an appointment	0	0	N/A	87.5%	89.1%	89.0%

* This is based on patients treated on this contract for their most recent course of treatment. Figures in italics indicate the base number of FP17s or Patient Questionnaire responses are less than 100. N/A is shown where the base number of responses is less than 10 during the period. % is calculated as Quantity/Base number*100

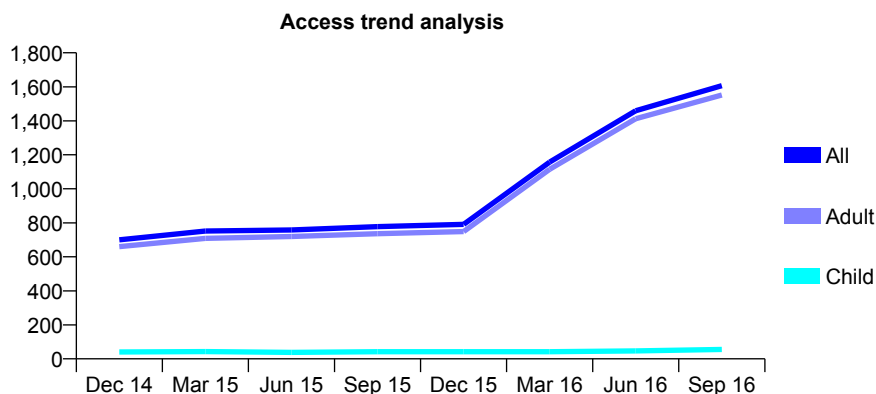
Q58 - Vital Signs At a Glance Contract Report for 825727/0002 - September 2016

Name or company name	MR R CHAUHAN
Contract type name	PDS Contract
Purpose of contract	General
Contract start date	01/11/2006
Contract end date	31/03/2018

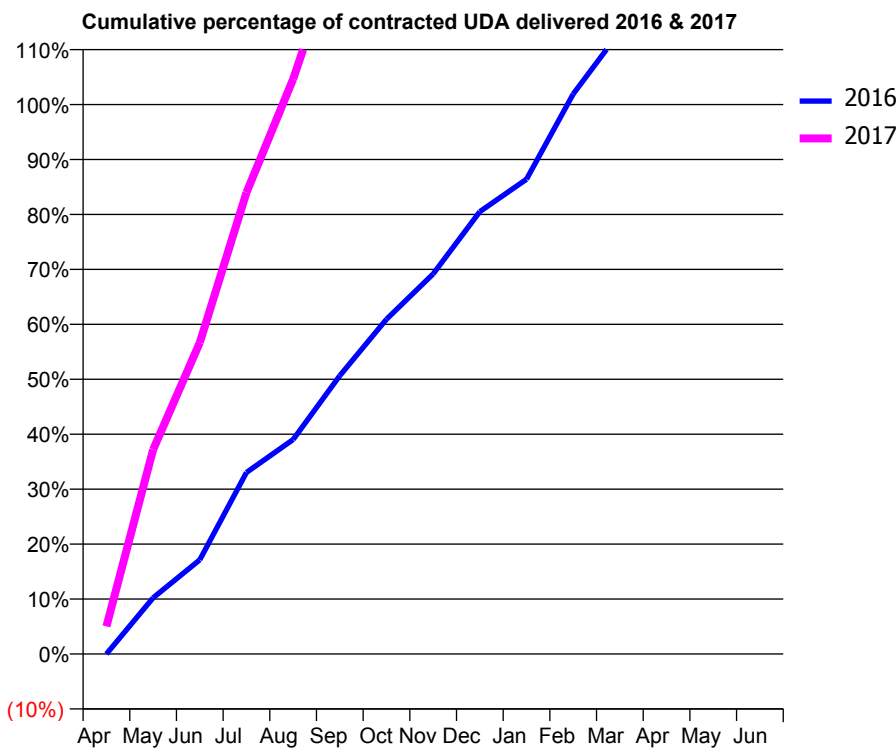
16/17 Contracted general activity (UDA)	2,202
Carry forward general activity (UDA)	0
16/17 Contracted orthodontic activity (UOA)	0
Carry forward orthodontic activity (UOA)	0
Baseline contract value	£227,266.82

ACCESS*

Patients seen in 24 months	Total	Change since previous quarter
Quarter ending September 2015	778	
Quarter ending December 2015	791	→
Quarter ending March 2016	1,157	↑
Quarter ending June 2016	1,459	↑
Quarter ending September 2016	1,607	↑
Variance since September 2015	106.6%	↑



ACTIVITY



Month	Adjusted Scheduled Activity (UDA)	
	2016	2017
April	0	111
May	561	819
June	940	1,248
July	1,811	1,849
August	2,139	2,304
September	2,777	2,853
October	3,339	
November	3,792	
December	4,413	
January	4,736	
February	5,585	
March	6,206	
April	6,393	
May	6,393	
June	6,393	

QUALITY

	Quantity	Base Number	Contract	AT	Region	England
% of FP17s for the same patient ID Re-attending within 3 months - Children	1	37	2.7%	11.4%	12.0%	12.4%
% of FP17s for the same patient ID Re-attending within 3 months - Adults	22	1,000	2.2%	14.8%	15.9%	16.7%
% of FP17s for the same patient ID Re-attending between 3 & 9 months - Children	0	37	0.0%	55.6%	58.6%	57.4%
% of FP17s for the same patient ID Re-attending between 3 & 9 months - Adults	14	1,000	1.4%	48.1%	51.6%	50.5%
% of FP17s for Band 1 Urgent Courses	0	974	0.0%	8.3%	8.0%	9.1%
% of FP17s Relating to Free Repair or Replacements	0	974	0.0%	0.7%	0.8%	0.8%
% of FP17s Relating to Continuations	2	974	0.2%	1.0%	1.3%	1.3%
% of Patients satisfied with the dentistry they have received	0	0	N/A	94.0%	93.1%	93.2%
% of Patients satisfied with the time they had to wait for an appointment	0	0	N/A	87.5%	89.1%	89.0%

* This is based on patients treated on this contract for their most recent course of treatment. Figures in italics indicate the base number of FP17s or Patient Questionnaire responses are less than 100. N/A is shown where the base number of responses is less than 10 during the period. % is calculated as Quantity/Base number*100

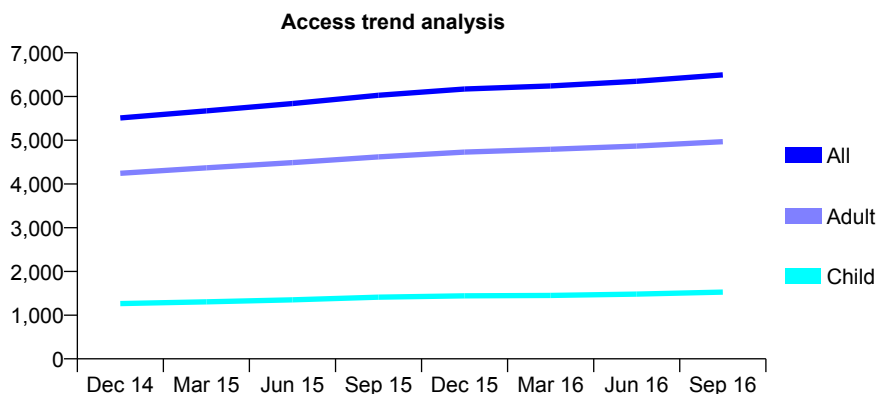
Q58 - Vital Signs At a Glance Contract Report for 826499/0001 - September 2016

Name or company name	MR CC DOWDESWELL
Contract type name	GDS Contract
Purpose of contract	General
Contract start date	01/04/2006
Contract end date	

16/17 Contracted general activity (UDA)	18,006
Carry forward general activity (UDA)	0
16/17 Contracted orthodontic activity (UOA)	0
Carry forward orthodontic activity (UOA)	0
Baseline contract value	£464,341.56

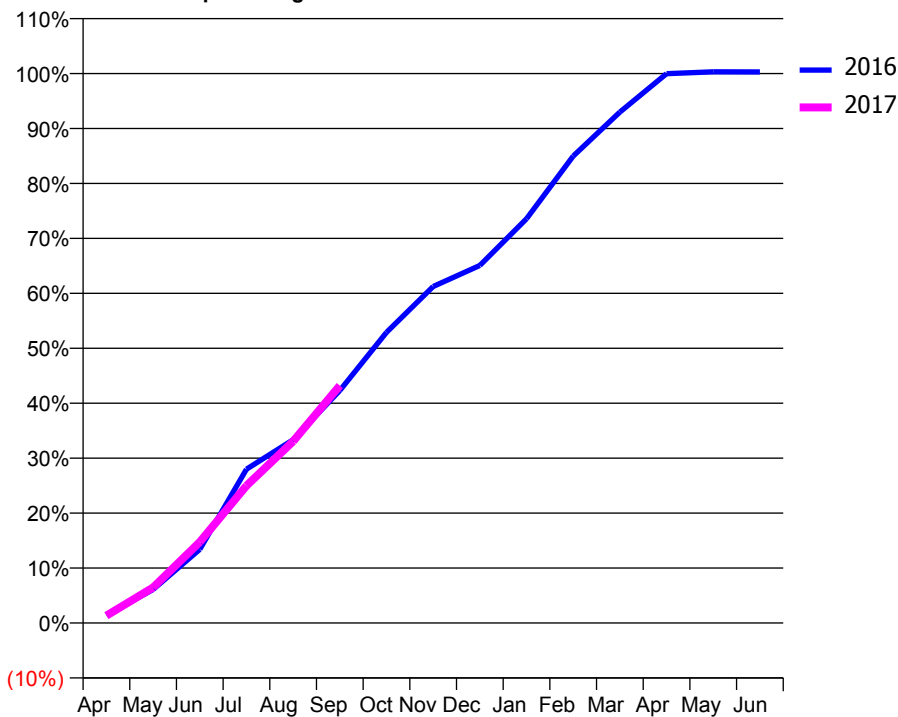
ACCESS*

Patients seen in 24 months	Total	Change since previous quarter
Quarter ending September 2015	6,030	
Quarter ending December 2015	6,171	↑
Quarter ending March 2016	6,243	→
Quarter ending June 2016	6,349	→
Quarter ending September 2016	6,494	↑
Variance since September 2015	7.7%	↑



ACTIVITY

Cumulative percentage of contracted UDA delivered 2016 & 2017



Month	Adjusted Scheduled Activity (UDA)	
	2016	2017
April	258	242
May	1,099	1,163
June	2,412	2,656
July	5,042	4,500
August	6,004	5,952
September	7,617	7,782
October	9,523	
November	11,025	
December	11,715	
January	13,248	
February	15,301	
March	16,742	
April	18,002	
May	18,062	
June	18,059	

QUALITY

	Quantity	Base Number	Contract	AT	Region	England
% of FP17s for the same patient ID Re-attending within 3 months - Children	22	822	2.7%	11.4%	12.0%	12.4%
% of FP17s for the same patient ID Re-attending within 3 months - Adults	138	2,469	5.6%	14.8%	15.9%	16.7%
% of FP17s for the same patient ID Re-attending between 3 & 9 months - Children	284	822	34.5%	55.6%	58.6%	57.4%
% of FP17s for the same patient ID Re-attending between 3 & 9 months - Adults	1,034	2,469	41.9%	48.1%	51.6%	50.5%
% of FP17s for Band 1 Urgent Courses	59	2,881	2.0%	8.3%	8.0%	9.1%
% of FP17s Relating to Free Repair or Replacements	7	2,881	0.2%	0.7%	0.8%	0.8%
% of FP17s Relating to Continuations	4	2,881	0.1%	1.0%	1.3%	1.3%
% of Patients satisfied with the dentistry they have received	7	8	N/A	94.0%	93.1%	93.2%
% of Patients satisfied with the time they had to wait for an appointment	7	8	N/A	87.5%	89.1%	89.0%

* This is based on patients treated on this contract for their most recent course of treatment. Figures in italics indicate the base number of FP17s or Patient Questionnaire responses are less than 100. N/A is shown where the base number of responses is less than 10 during the period. % is calculated as Quantity/Base number*100

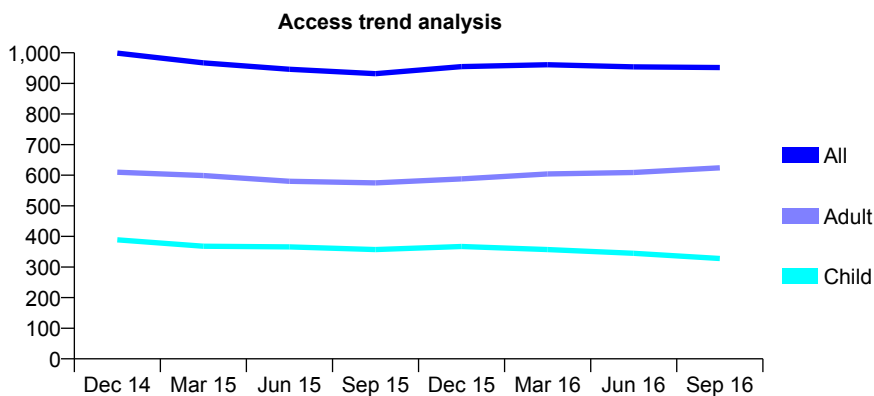
Q58 - Vital Signs At a Glance Contract Report for 829129/0001 - September 2016

Name or company name	MR SC MICHAELS
Contract type name	GDS Contract
Purpose of contract	General
Contract start date	01/04/2006
Contract end date	

16/17 Contracted general activity (UDA)	2,486
Carry forward general activity (UDA)	0
16/17 Contracted orthodontic activity (UOA)	0
Carry forward orthodontic activity (UOA)	0
Baseline contract value	£60,092.82

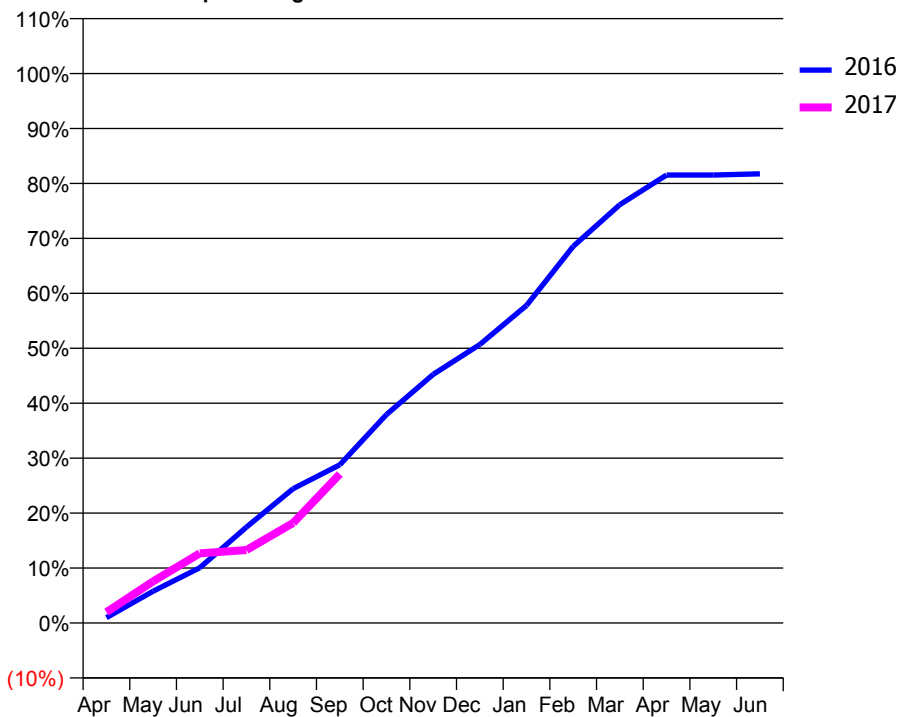
ACCESS*

Patients seen in 24 months	Total	Change since previous quarter
Quarter ending September 2015	932	
Quarter ending December 2015	955	↑
Quarter ending March 2016	961	→
Quarter ending June 2016	954	→
Quarter ending September 2016	952	→
Variance since September 2015	2.1%	↑



ACTIVITY

Cumulative percentage of contracted UDA delivered 2016 & 2017



Adjusted Scheduled Activity (UDA)

Month	2016	2017
April	24	49
May	144	188
June	250	315
July	434	330
August	608	453
September	716	674
October	943	
November	1,125	
December	1,260	
January	1,437	
February	1,704	
March	1,893	
April	2,027	
May	2,027	
June	2,032	

QUALITY

	Quantity	Base Number	Contract	AT	Region	England
% of FP17s for the same patient ID Re-attending within 3 months - Children	5	233	2.1%	11.4%	12.0%	12.4%
% of FP17s for the same patient ID Re-attending within 3 months - Adults	25	362	6.9%	14.8%	15.9%	16.7%
% of FP17s for the same patient ID Re-attending between 3 & 9 months - Children	168	233	72.1%	55.6%	58.6%	57.4%
% of FP17s for the same patient ID Re-attending between 3 & 9 months - Adults	252	362	69.6%	48.1%	51.6%	50.5%
% of FP17s for Band 1 Urgent Courses	27	511	5.3%	8.3%	8.0%	9.1%
% of FP17s Relating to Free Repair or Replacements	2	511	0.4%	0.7%	0.8%	0.8%
% of FP17s Relating to Continuations	1	511	0.2%	1.0%	1.3%	1.3%
% of Patients satisfied with the dentistry they have received	1	1	N/A	94.0%	93.1%	93.2%
% of Patients satisfied with the time they had to wait for an appointment	1	1	N/A	87.5%	89.1%	89.0%

* This is based on patients treated on this contract for their most recent course of treatment. Figures in italics indicate the base number of FP17s or Patient Questionnaire responses are less than 100. N/A is shown where the base number of responses is less than 10 during the period. % is calculated as Quantity/Base number*100

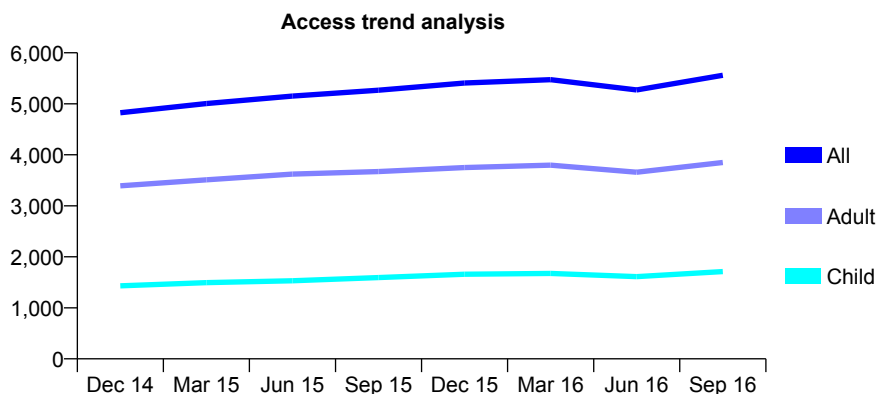
Q58 - Vital Signs At a Glance Contract Report for 835196/0001 - September 2016

Name or company name	MISS SR MUSTAFA
Contract type name	GDS Contract
Purpose of contract	General
Contract start date	01/04/2006
Contract end date	

16/17 Contracted general activity (UDA)	11,319
Carry forward general activity (UDA)	0
16/17 Contracted orthodontic activity (UOA)	0
Carry forward orthodontic activity (UOA)	0
Baseline contract value	£310,901.83

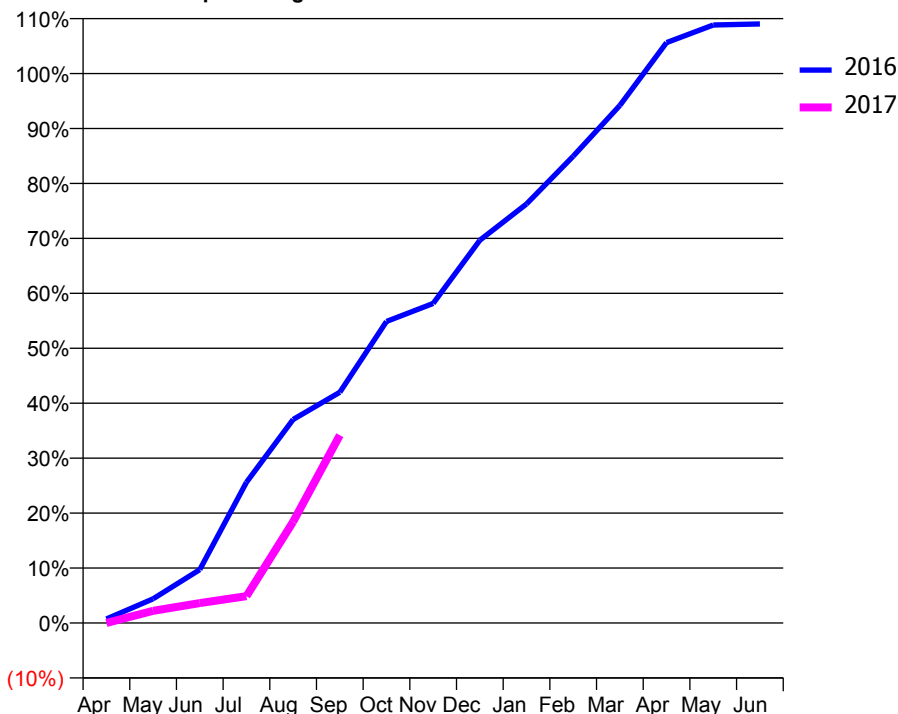
ACCESS*

Patients seen in 24 months	Total	Change since previous quarter
Quarter ending September 2015	5,267	
Quarter ending December 2015	5,409	↑
Quarter ending March 2016	5,472	→
Quarter ending June 2016	5,271	↓
Quarter ending September 2016	5,560	↑
Variance since September 2015	5.6%	↑



ACTIVITY

Cumulative percentage of contracted UDA delivered 2016 & 2017



Month	Adjusted Scheduled Activity (UDA)	
	2016	2017
April	83	0
May	499	250
June	1,099	410
July	2,900	553
August	4,192	2,086
September	4,754	3,868
October	6,212	
November	6,582	
December	7,885	
January	8,631	
February	9,614	
March	10,662	
April	11,954	
May	12,318	
June	12,339	

QUALITY

	Quantity	Base Number	Contract	AT	Region	England
% of FP17s for the same patient ID Re-attending within 3 months - Children	32	848	3.8%	11.4%	12.0%	12.4%
% of FP17s for the same patient ID Re-attending within 3 months - Adults	231	1,896	12.2%	14.8%	15.9%	16.7%
% of FP17s for the same patient ID Re-attending between 3 & 9 months - Children	320	848	37.7%	55.6%	58.6%	57.4%
% of FP17s for the same patient ID Re-attending between 3 & 9 months - Adults	696	1,896	36.7%	48.1%	51.6%	50.5%
% of FP17s for Band 1 Urgent Courses	199	1,926	10.3%	8.3%	8.0%	9.1%
% of FP17s Relating to Free Repair or Replacements	6	1,926	0.3%	0.7%	0.8%	0.8%
% of FP17s Relating to Continuations	1	1,926	0.1%	1.0%	1.3%	1.3%
% of Patients satisfied with the dentistry they have received	4	4	N/A	94.0%	93.1%	93.2%
% of Patients satisfied with the time they had to wait for an appointment	3	4	N/A	87.5%	89.1%	89.0%

* This is based on patients treated on this contract for their most recent course of treatment. Figures in italics indicate the base number of FP17s or Patient Questionnaire responses are less than 100. N/A is shown where the base number of responses is less than 10 during the period. % is calculated as Quantity/Base number*100

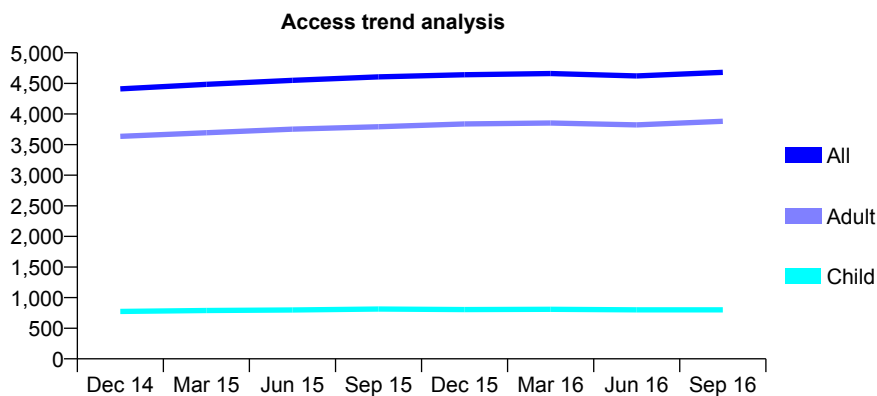
Q58 - Vital Signs At a Glance Contract Report for 836346/0001 - September 2016

Name or company name	MR A BADIANI
Contract type name	GDS Contract
Purpose of contract	General
Contract start date	01/04/2006
Contract end date	

16/17 Contracted general activity (UDA)	10,000
Carry forward general activity (UDA)	0
16/17 Contracted orthodontic activity (UOA)	0
Carry forward orthodontic activity (UOA)	0
Baseline contract value	£227,608.07

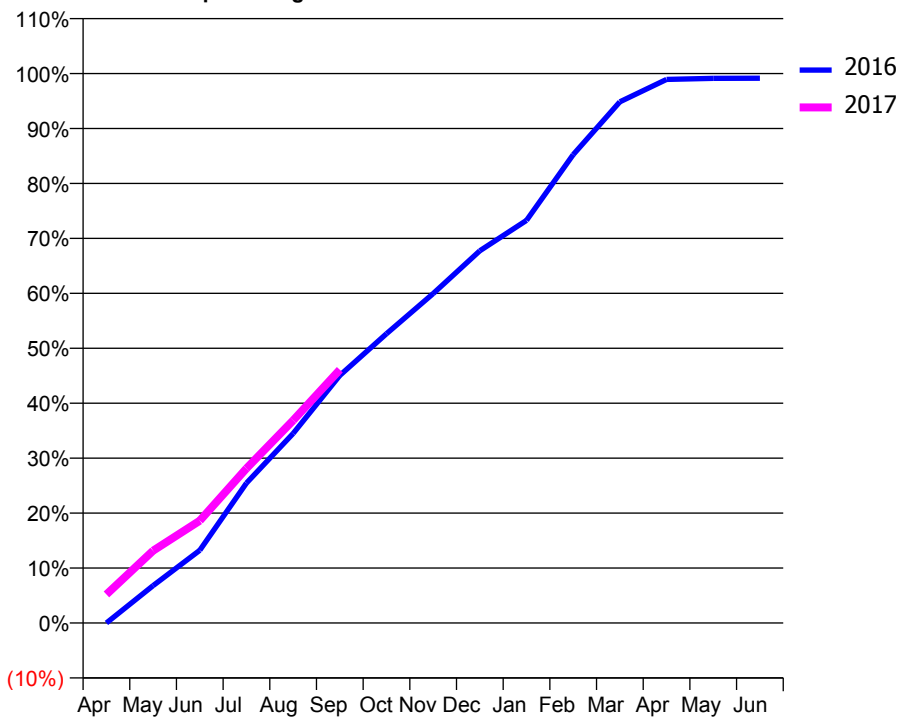
ACCESS*

Patients seen in 24 months	Total	Change since previous quarter
Quarter ending September 2015	4,606	
Quarter ending December 2015	4,641	→
Quarter ending March 2016	4,662	→
Quarter ending June 2016	4,623	→
Quarter ending September 2016	4,681	→
Variance since September 2015	1.6%	→



ACTIVITY

Cumulative percentage of contracted UDA delivered 2016 & 2017



Month	Adjusted Scheduled Activity (UDA)	
	2016	2017
April	0	519
May	579	1,317
June	1,125	1,862
July	2,166	2,814
August	2,933	3,688
September	3,829	4,609
October	4,476	
November	5,095	
December	5,757	
January	6,229	
February	7,246	
March	8,063	
April	8,409	
May	8,425	
June	8,427	

QUALITY

	Quantity	Base Number	Contract	AT	Region	England
% of FP17s for the same patient ID Re-attending within 3 months - Children	15	562	2.7%	11.4%	12.0%	12.4%
% of FP17s for the same patient ID Re-attending within 3 months - Adults	305	2,544	12.0%	14.8%	15.9%	16.7%
% of FP17s for the same patient ID Re-attending between 3 & 9 months - Children	276	562	49.1%	55.6%	58.6%	57.4%
% of FP17s for the same patient ID Re-attending between 3 & 9 months - Adults	1,079	2,544	42.4%	48.1%	51.6%	50.5%
% of FP17s for Band 1 Urgent Courses	368	2,904	12.7%	8.3%	8.0%	9.1%
% of FP17s Relating to Free Repair or Replacements	7	2,904	0.2%	0.7%	0.8%	0.8%
% of FP17s Relating to Continuations	1	2,904	0.0%	1.0%	1.3%	1.3%
% of Patients satisfied with the dentistry they have received	3	3	N/A	94.0%	93.1%	93.2%
% of Patients satisfied with the time they had to wait for an appointment	3	3	N/A	87.5%	89.1%	89.0%

* This is based on patients treated on this contract for their most recent course of treatment. Figures in italics indicate the base number of FP17s or Patient Questionnaire responses are less than 100. N/A is shown where the base number of responses is less than 10 during the period. % is calculated as Quantity/Base number*100

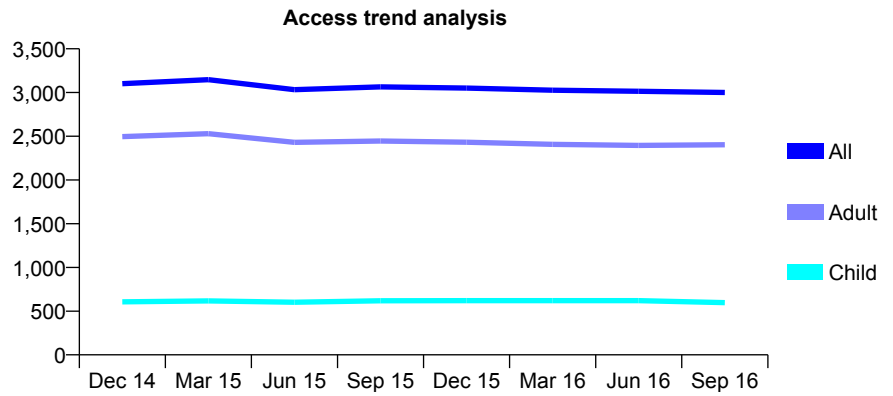
Q58 - Vital Signs At a Glance Contract Report for 846635/0002 - September 2016

Name or company name	MR D GHAMARI SAIR
Contract type name	GDS Contract
Purpose of contract	General
Contract start date	01/08/2011
Contract end date	

16/17 Contracted general activity (UDA)	8,217
Carry forward general activity (UDA)	0
16/17 Contracted orthodontic activity (UOA)	0
Carry forward orthodontic activity (UOA)	0
Baseline contract value	£262,095.66

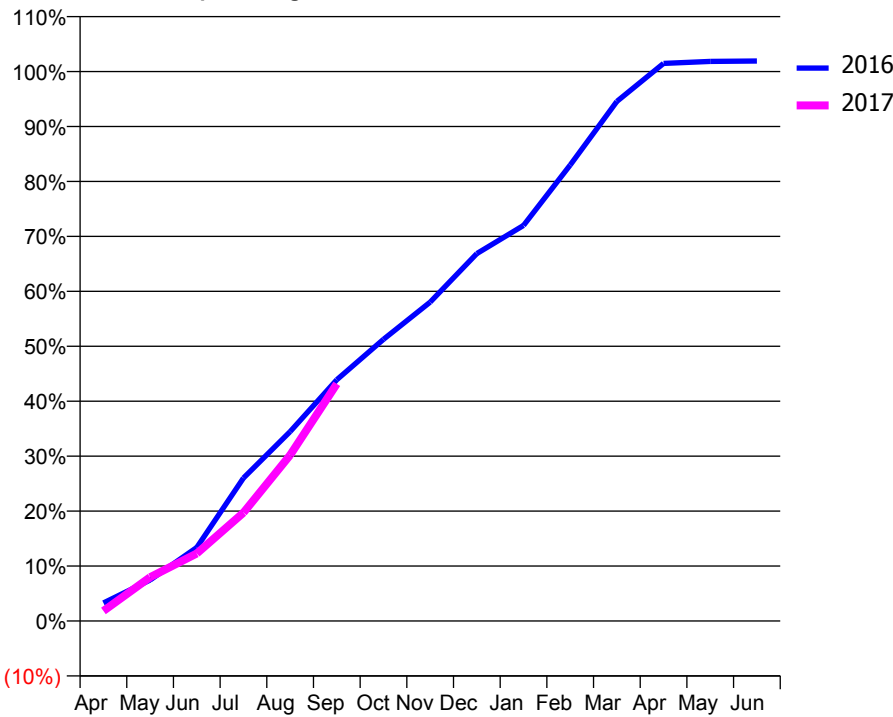
ACCESS*

Patients seen in 24 months	Total	Change since previous quarter
Quarter ending September 2015	3,065	
Quarter ending December 2015	3,051	→
Quarter ending March 2016	3,027	→
Quarter ending June 2016	3,015	→
Quarter ending September 2016	3,000	→
Variance since September 2015	(2.1%)	↓



ACTIVITY

Cumulative percentage of contracted UDA delivered 2016 & 2017



Month	Adjusted Scheduled Activity (UDA)	
	2016	2017
April	270	151
May	612	655
June	1,100	1,010
July	2,138	1,620
August	2,833	2,481
September	3,609	3,546
October	4,212	
November	4,768	
December	5,495	
January	5,915	
February	6,819	
March	7,770	
April	8,338	
May	8,367	
June	8,373	

QUALITY

	Quantity	Base Number	Contract	AT	Region	England
% of FP17s for the same patient ID Re-attending within 3 months - Children	45	425	10.6%	11.4%	12.0%	12.4%
% of FP17s for the same patient ID Re-attending within 3 months - Adults	210	1,496	14.0%	14.8%	15.9%	16.7%
% of FP17s for the same patient ID Re-attending between 3 & 9 months - Children	224	425	52.7%	55.6%	58.6%	57.4%
% of FP17s for the same patient ID Re-attending between 3 & 9 months - Adults	678	1,496	45.3%	48.1%	51.6%	50.5%
% of FP17s for Band 1 Urgent Courses	213	1,746	12.2%	8.3%	8.0%	9.1%
% of FP17s Relating to Free Repair or Replacements	1	1,746	0.1%	0.7%	0.8%	0.8%
% of FP17s Relating to Continuations	3	1,746	0.2%	1.0%	1.3%	1.3%
% of Patients satisfied with the dentistry they have received	1	1	N/A	94.0%	93.1%	93.2%
% of Patients satisfied with the time they had to wait for an appointment	1	1	N/A	87.5%	89.1%	89.0%

* This is based on patients treated on this contract for their most recent course of treatment. Figures in italics indicate the base number of FP17s or Patient Questionnaire responses are less than 100. N/A is shown where the base number of responses is less than 10 during the period. % is calculated as Quantity/Base number*100

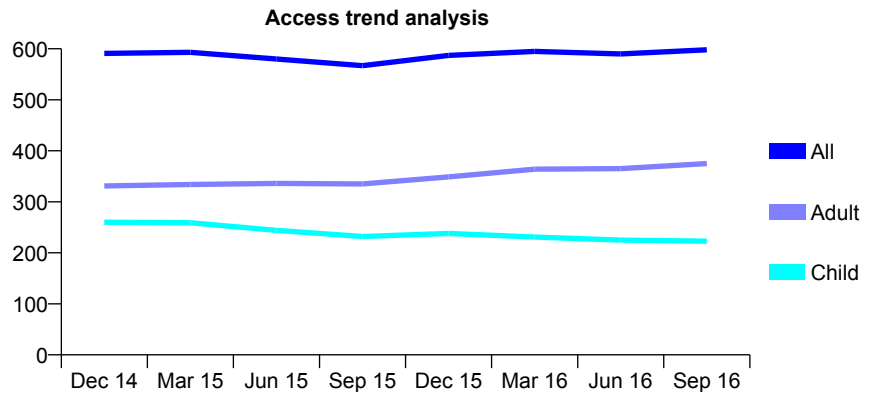
Q58 - Vital Signs At a Glance Contract Report for 852872/0001 - September 2016

Name or company name	MR RK VARMA
Contract type name	GDS Contract
Purpose of contract	General
Contract start date	01/04/2006
Contract end date	

16/17 Contracted general activity (UDA)	1,916
Carry forward general activity (UDA)	0
16/17 Contracted orthodontic activity (UOA)	0
Carry forward orthodontic activity (UOA)	0
Baseline contract value	£44,245.36

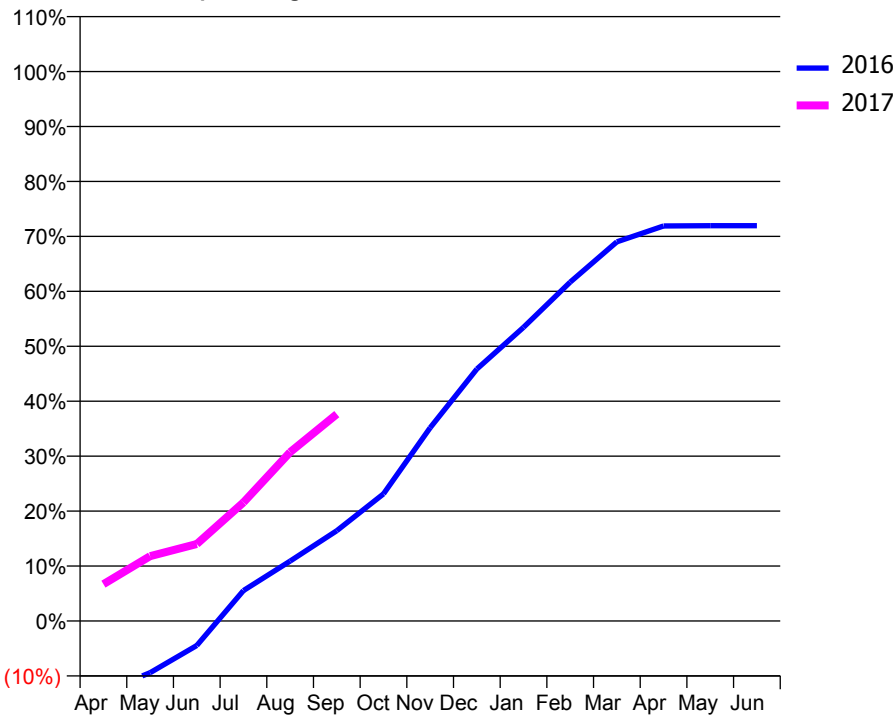
ACCESS*

Patients seen in 24 months	Total	Change since previous quarter
Quarter ending September 2015	567	
Quarter ending December 2015	587	↑
Quarter ending March 2016	595	→
Quarter ending June 2016	590	→
Quarter ending September 2016	598	→
Variance since September 2015	5.5%	↑



ACTIVITY

Cumulative percentage of contracted UDA delivered 2016 & 2017



Month	Adjusted Scheduled Activity (UDA)	
	2016	2017
April	-247	128
May	-181	226
June	-86	268
July	106	414
August	209	589
September	315	722
October	443	
November	674	
December	878	
January	1,024	
February	1,182	
March	1,322	
April	1,377	
May	1,378	
June	1,378	

QUALITY

	Quantity	Base Number	Contract	AT	Region	England
% of FP17s for the same patient ID Re-attending within 3 months - Children	14	226	6.2%	11.4%	12.0%	12.4%
% of FP17s for the same patient ID Re-attending within 3 months - Adults	22	275	8.0%	14.8%	15.9%	16.7%
% of FP17s for the same patient ID Re-attending between 3 & 9 months - Children	154	226	68.1%	55.6%	58.6%	57.4%
% of FP17s for the same patient ID Re-attending between 3 & 9 months - Adults	176	275	64.0%	48.1%	51.6%	50.5%
% of FP17s for Band 1 Urgent Courses	18	457	3.9%	8.3%	8.0%	9.1%
% of FP17s Relating to Free Repair or Replacements	1	457	0.2%	0.7%	0.8%	0.8%
% of FP17s Relating to Continuations	0	457	0.0%	1.0%	1.3%	1.3%
% of Patients satisfied with the dentistry they have received	0	0	N/A	94.0%	93.1%	93.2%
% of Patients satisfied with the time they had to wait for an appointment	0	0	N/A	87.5%	89.1%	89.0%

* This is based on patients treated on this contract for their most recent course of treatment. Figures in italics indicate the base number of FP17s or Patient Questionnaire responses are less than 100. N/A is shown where the base number of responses is less than 10 during the period. % is calculated as Quantity/Base number*100

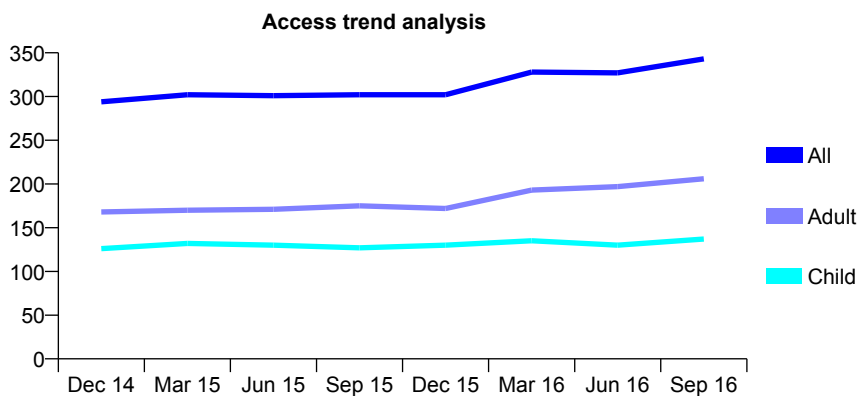
Q58 - Vital Signs At a Glance Contract Report for 854336/0001 - September 2016

Name or company name	MRS N WATERFALL
Contract type name	GDS Contract
Purpose of contract	General
Contract start date	01/06/2012
Contract end date	

16/17 Contracted general activity (UDA)	936
Carry forward general activity (UDA)	0
16/17 Contracted orthodontic activity (UOA)	0
Carry forward orthodontic activity (UOA)	0
Baseline contract value	£24,915.57

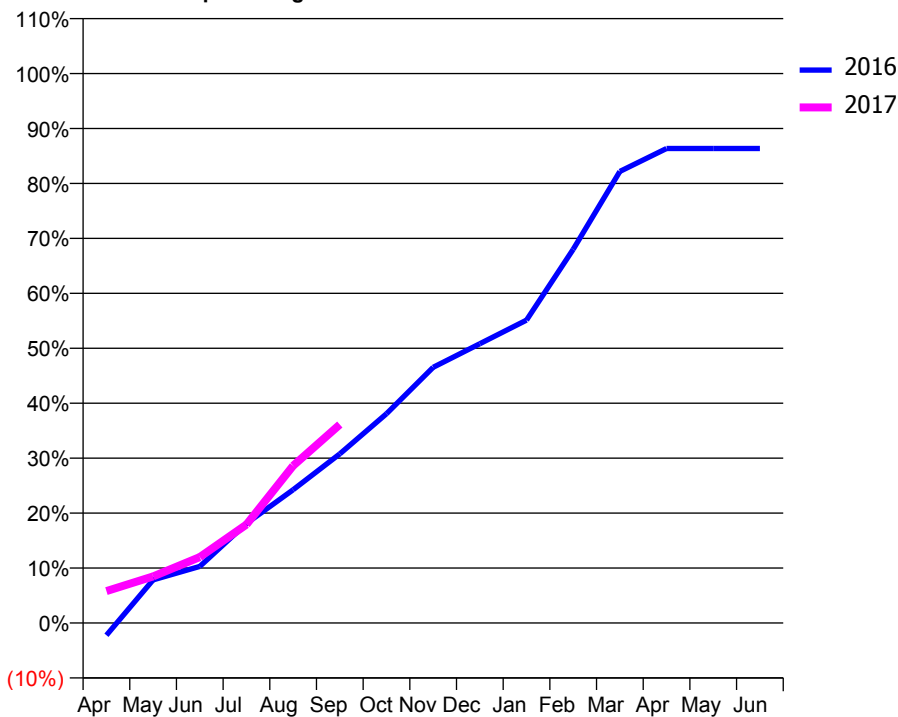
ACCESS*

Patients seen in 24 months	Total	Change since previous quarter
Quarter ending September 2015	302	
Quarter ending December 2015	302	→
Quarter ending March 2016	328	↑
Quarter ending June 2016	327	→
Quarter ending September 2016	343	↑
Variance since September 2015	13.6%	↑



ACTIVITY

Cumulative percentage of contracted UDA delivered 2016 & 2017



Adjusted Scheduled Activity (UDA)

Month	2016	2017
April	-21	54
May	73	79
June	96	112
July	170	168
August	227	268
September	288	338
October	356	
November	436	
December	476	
January	516	
February	637	
March	769	
April	808	
May	808	
June	808	

QUALITY

	Quantity	Base Number	Contract	AT	Region	England
% of FP17s for the same patient ID Re-attending within 3 months - Children	4	103	3.9%	11.4%	12.0%	12.4%
% of FP17s for the same patient ID Re-attending within 3 months - Adults	8	124	6.5%	14.8%	15.9%	16.7%
% of FP17s for the same patient ID Re-attending between 3 & 9 months - Children	70	103	68.0%	55.6%	58.6%	57.4%
% of FP17s for the same patient ID Re-attending between 3 & 9 months - Adults	61	124	49.2%	48.1%	51.6%	50.5%
% of FP17s for Band 1 Urgent Courses	6	206	2.9%	8.3%	8.0%	9.1%
% of FP17s Relating to Free Repair or Replacements	3	206	1.5%	0.7%	0.8%	0.8%
% of FP17s Relating to Continuations	0	206	0.0%	1.0%	1.3%	1.3%
% of Patients satisfied with the dentistry they have received	0	0	N/A	94.0%	93.1%	93.2%
% of Patients satisfied with the time they had to wait for an appointment	0	0	N/A	87.5%	89.1%	89.0%

* This is based on patients treated on this contract for their most recent course of treatment. Figures in italics indicate the base number of FP17s or Patient Questionnaire responses are less than 100. N/A is shown where the base number of responses is less than 10 during the period. % is calculated as Quantity/Base number*100

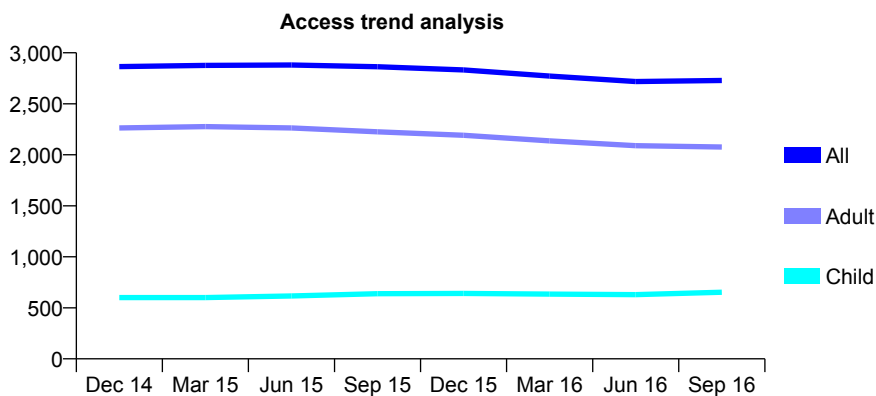
Q58 - Vital Signs At a Glance Contract Report for 856177/0001 - September 2016

Name or company name	MR PK BANERJEE
Contract type name	GDS Contract
Purpose of contract	General
Contract start date	01/06/2012
Contract end date	

16/17 Contracted general activity (UDA)	8,446
Carry forward general activity (UDA)	0
16/17 Contracted orthodontic activity (UOA)	0
Carry forward orthodontic activity (UOA)	0
Baseline contract value	£177,096.55

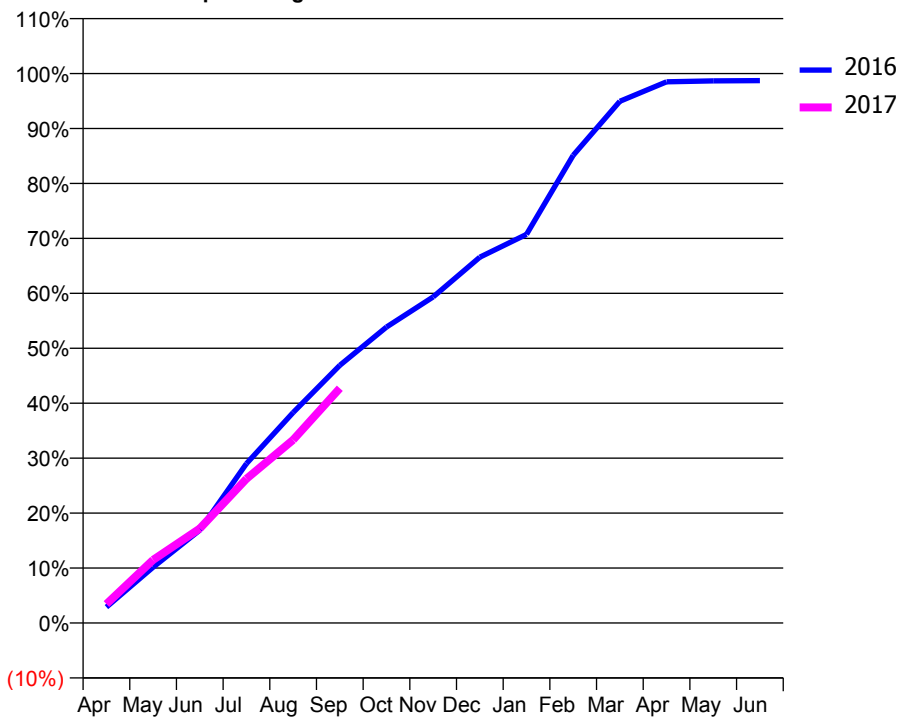
ACCESS*

Patients seen in 24 months	Total	Change since previous quarter
Quarter ending September 2015	2,864	
Quarter ending December 2015	2,832	↓
Quarter ending March 2016	2,772	↓
Quarter ending June 2016	2,718	↓
Quarter ending September 2016	2,729	→
Variance since September 2015	(4.7%)	↓



ACTIVITY

Cumulative percentage of contracted UDA delivered 2016 & 2017



Month	Adjusted Scheduled Activity (UDA)	
	2016	2017
April	245	292
May	858	971
June	1,428	1,452
July	2,450	2,216
August	3,235	2,814
September	3,960	3,608
October	4,549	
November	5,013	
December	5,624	
January	5,973	
February	7,189	
March	8,020	
April	8,317	
May	8,332	
June	8,337	

QUALITY

	Quantity	Base Number	Contract	AT	Region	England
% of FP17s for the same patient ID Re-attending within 3 months - Children	37	433	8.5%	11.4%	12.0%	12.4%
% of FP17s for the same patient ID Re-attending within 3 months - Adults	258	1,370	18.8%	14.8%	15.9%	16.7%
% of FP17s for the same patient ID Re-attending between 3 & 9 months - Children	137	433	31.6%	55.6%	58.6%	57.4%
% of FP17s for the same patient ID Re-attending between 3 & 9 months - Adults	432	1,370	31.5%	48.1%	51.6%	50.5%
% of FP17s for Band 1 Urgent Courses	184	1,670	11.0%	8.3%	8.0%	9.1%
% of FP17s Relating to Free Repair or Replacements	61	1,670	3.7%	0.7%	0.8%	0.8%
% of FP17s Relating to Continuations	34	1,670	2.0%	1.0%	1.3%	1.3%
% of Patients satisfied with the dentistry they have received	3	3	N/A	94.0%	93.1%	93.2%
% of Patients satisfied with the time they had to wait for an appointment	3	3	N/A	87.5%	89.1%	89.0%

* This is based on patients treated on this contract for their most recent course of treatment. Figures in italics indicate the base number of FP17s or Patient Questionnaire responses are less than 100. N/A is shown where the base number of responses is less than 10 during the period. % is calculated as Quantity/Base number*100

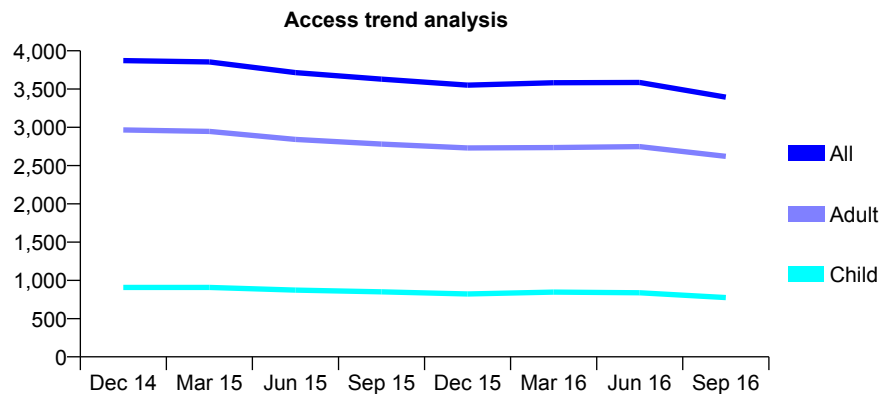
Q58 - Vital Signs At a Glance Contract Report for 856177/0002 - September 2016

Name or company name	MR PK BANERJEE
Contract type name	GDS Contract
Purpose of contract	General
Contract start date	01/06/2012
Contract end date	

16/17 Contracted general activity (UDA)	10,003
Carry forward general activity (UDA)	0
16/17 Contracted orthodontic activity (UOA)	0
Carry forward orthodontic activity (UOA)	0
Baseline contract value	£217,477.81

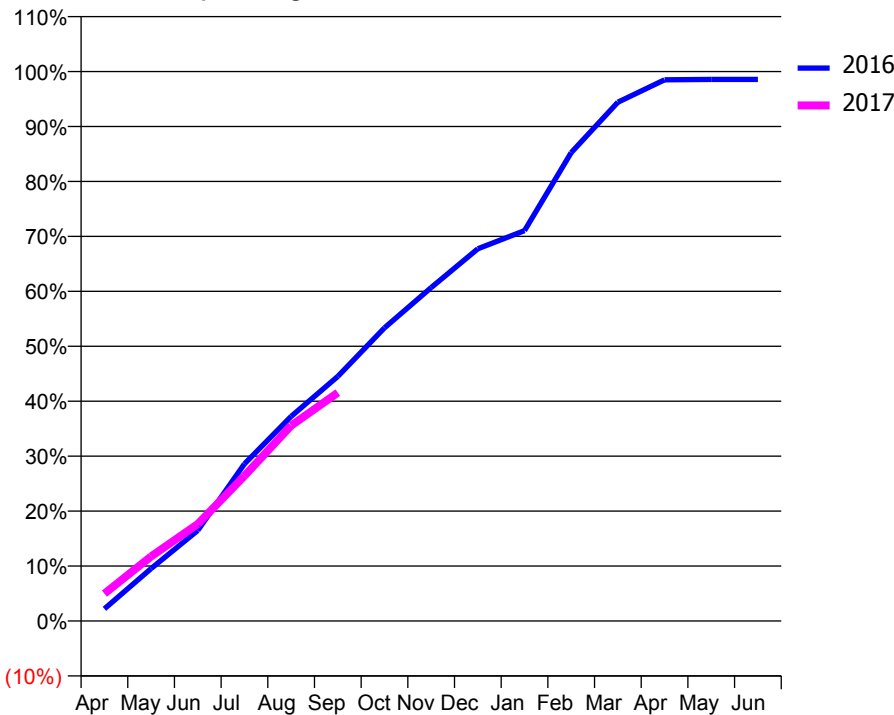
ACCESS*

Patients seen in 24 months	Total	Change since previous quarter
Quarter ending September 2015	3,630	
Quarter ending December 2015	3,551	↓
Quarter ending March 2016	3,582	→
Quarter ending June 2016	3,586	→
Quarter ending September 2016	3,395	↓
Variance since September 2015	(6.5%)	↓



ACTIVITY

Cumulative percentage of contracted UDA delivered 2016 & 2017



Month	Adjusted Scheduled Activity (UDA)	
	2016	2017
April	223	498
May	955	1,176
June	1,650	1,766
July	2,862	2,642
August	3,725	3,558
September	4,454	4,157
October	5,337	
November	6,071	
December	6,776	
January	7,106	
February	8,527	
March	9,444	
April	9,852	
May	9,860	
June	9,860	

QUALITY

	Quantity	Base Number	Contract	AT	Region	England
% of FP17s for the same patient ID Re-attending within 3 months - Children	32	475	6.7%	11.4%	12.0%	12.4%
% of FP17s for the same patient ID Re-attending within 3 months - Adults	320	1,758	18.2%	14.8%	15.9%	16.7%
% of FP17s for the same patient ID Re-attending between 3 & 9 months - Children	216	475	45.5%	55.6%	58.6%	57.4%
% of FP17s for the same patient ID Re-attending between 3 & 9 months - Adults	604	1,758	34.4%	48.1%	51.6%	50.5%
% of FP17s for Band 1 Urgent Courses	197	2,028	9.7%	8.3%	8.0%	9.1%
% of FP17s Relating to Free Repair or Replacements	27	2,028	1.3%	0.7%	0.8%	0.8%
% of FP17s Relating to Continuations	43	2,028	2.1%	1.0%	1.3%	1.3%
% of Patients satisfied with the dentistry they have received	1	1	N/A	94.0%	93.1%	93.2%
% of Patients satisfied with the time they had to wait for an appointment	1	1	N/A	87.5%	89.1%	89.0%

* This is based on patients treated on this contract for their most recent course of treatment. Figures in italics indicate the base number of FP17s or Patient Questionnaire responses are less than 100. N/A is shown where the base number of responses is less than 10 during the period. % is calculated as Quantity/Base number*100

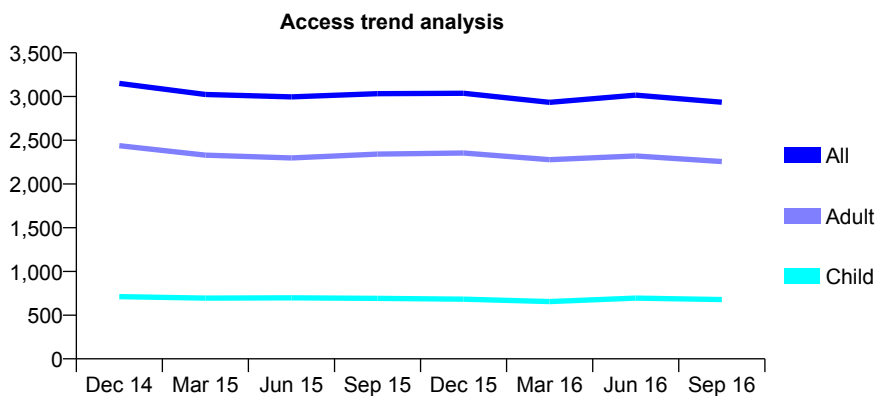
Q58 - Vital Signs At a Glance Contract Report for 857661/0001 - September 2016

Name or company name	MR L GRANHED
Contract type name	GDS Contract
Purpose of contract	General
Contract start date	01/04/2006
Contract end date	

16/17 Contracted general activity (UDA)	6,164
Carry forward general activity (UDA)	0
16/17 Contracted orthodontic activity (UOA)	0
Carry forward orthodontic activity (UOA)	0
Baseline contract value	£154,780.78

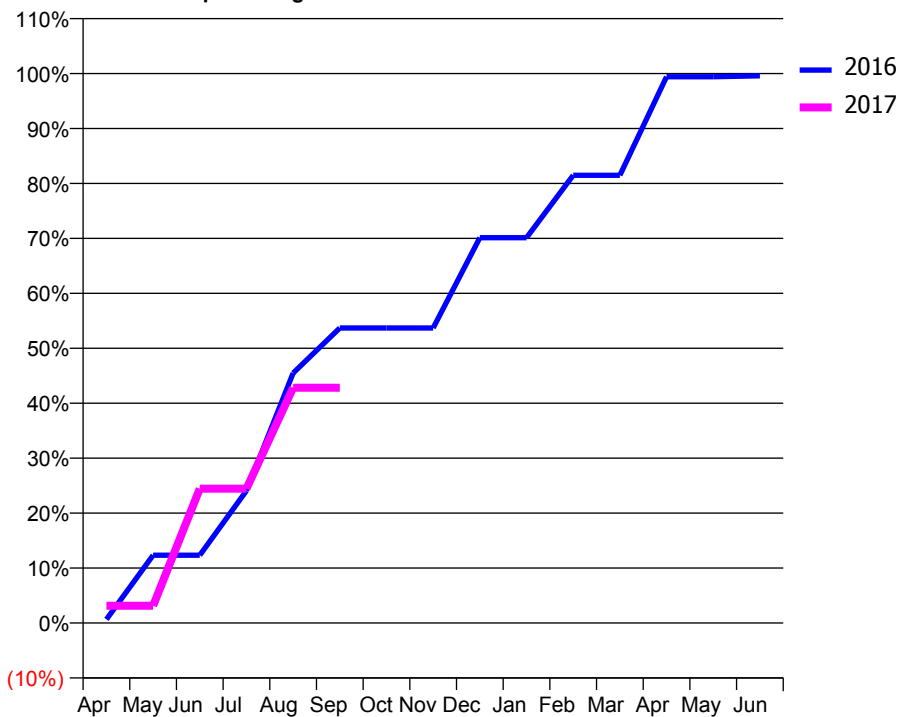
ACCESS*

Patients seen in 24 months	Total	Change since previous quarter
Quarter ending September 2015	3,033	
Quarter ending December 2015	3,037	→
Quarter ending March 2016	2,933	↓
Quarter ending June 2016	3,016	↑
Quarter ending September 2016	2,935	↓
Variance since September 2015	(3.2%)	↓



ACTIVITY

Cumulative percentage of contracted UDA delivered 2016 & 2017



Adjusted Scheduled Activity (UDA)

Month	2016	2017
April	41	193
May	760	193
June	760	1,507
July	1,485	1,507
August	2,804	2,640
September	3,310	2,640
October	3,310	
November	3,310	
December	4,323	
January	4,323	
February	5,022	
March	5,022	
April	6,128	
May	6,128	
June	6,138	

QUALITY

	Quantity	Base Number	Contract	AT	Region	England
% of FP17s for the same patient ID Re-attending within 3 months - Children	35	572	6.1%	11.4%	12.0%	12.4%
% of FP17s for the same patient ID Re-attending within 3 months - Adults	113	1,600	7.1%	14.8%	15.9%	16.7%
% of FP17s for the same patient ID Re-attending between 3 & 9 months - Children	342	572	59.8%	55.6%	58.6%	57.4%
% of FP17s for the same patient ID Re-attending between 3 & 9 months - Adults	739	1,600	46.2%	48.1%	51.6%	50.5%
% of FP17s for Band 1 Urgent Courses	64	1,522	4.2%	8.3%	8.0%	9.1%
% of FP17s Relating to Free Repair or Replacements	3	1,522	0.2%	0.7%	0.8%	0.8%
% of FP17s Relating to Continuations	4	1,522	0.3%	1.0%	1.3%	1.3%
% of Patients satisfied with the dentistry they have received	1	1	N/A	94.0%	93.1%	93.2%
% of Patients satisfied with the time they had to wait for an appointment	1	1	N/A	87.5%	89.1%	89.0%

* This is based on patients treated on this contract for their most recent course of treatment. Figures in italics indicate the base number of FP17s or Patient Questionnaire responses are less than 100. N/A is shown where the base number of responses is less than 10 during the period. % is calculated as Quantity/Base number*100

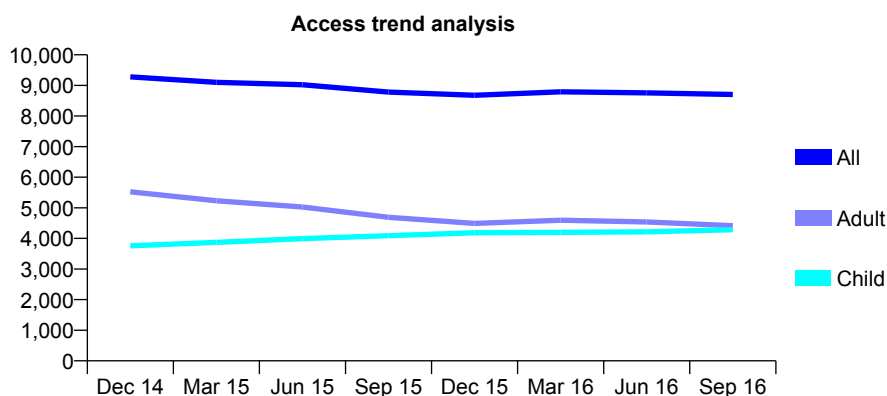
Q58 - Vital Signs At a Glance Contract Report for 859559/0001 - September 2016

Name or company name	MR S NASEEM
Contract type name	GDS Contract
Purpose of contract	General
Contract start date	01/04/2006
Contract end date	

16/17 Contracted general activity (UDA)	18,579
Carry forward general activity (UDA)	0
16/17 Contracted orthodontic activity (UOA)	0
Carry forward orthodontic activity (UOA)	0
Baseline contract value	£500,952.77

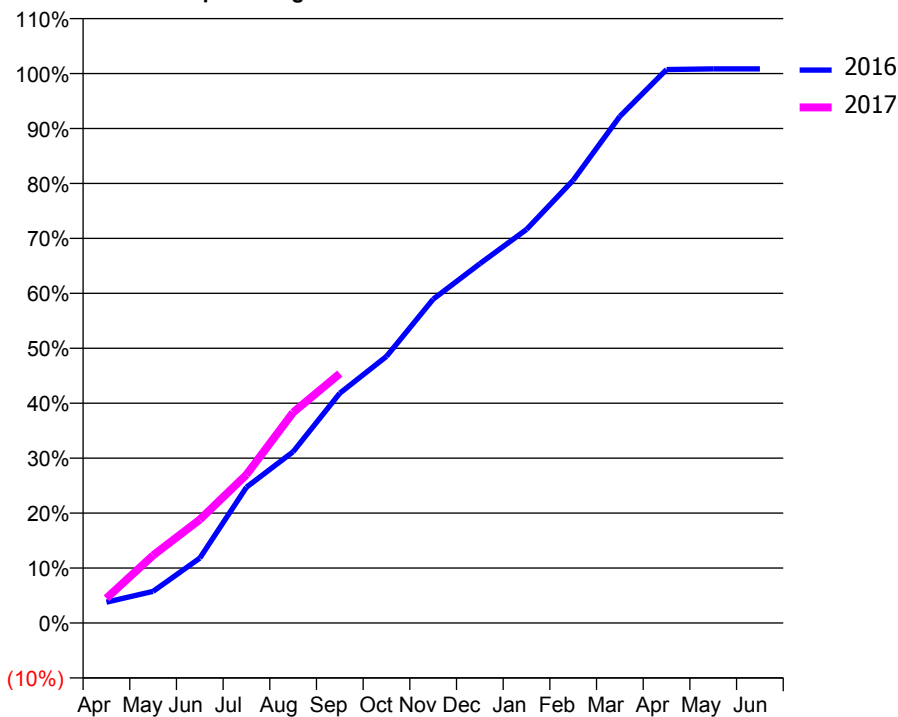
ACCESS*

Patients seen in 24 months	Total	Change since previous quarter
Quarter ending September 2015	8,780	
Quarter ending December 2015	8,676	↓
Quarter ending March 2016	8,793	→
Quarter ending June 2016	8,755	→
Quarter ending September 2016	8,705	→
Variance since September 2015	(0.9%)	→



ACTIVITY

Cumulative percentage of contracted UDA delivered 2016 & 2017



Adjusted Scheduled Activity (UDA)

Month	2016	2017
April	707	836
May	1,072	2,286
June	2,192	3,495
July	4,593	5,018
August	5,791	7,122
September	7,770	8,435
October	9,013	
November	10,947	
December	12,147	
January	13,309	
February	14,970	
March	17,132	
April	18,714	
May	18,734	
June	18,736	

QUALITY

	Quantity	Base Number	Contract	AT	Region	England
% of FP17s for the same patient ID Re-attending within 3 months - Children	214	3,330	6.4%	11.4%	12.0%	12.4%
% of FP17s for the same patient ID Re-attending within 3 months - Adults	375	2,163	17.3%	14.8%	15.9%	16.7%
% of FP17s for the same patient ID Re-attending between 3 & 9 months - Children	1,748	3,330	52.5%	55.6%	58.6%	57.4%
% of FP17s for the same patient ID Re-attending between 3 & 9 months - Adults	699	2,163	32.3%	48.1%	51.6%	50.5%
% of FP17s for Band 1 Urgent Courses	539	4,697	11.5%	8.3%	8.0%	9.1%
% of FP17s Relating to Free Repair or Replacements	6	4,697	0.1%	0.7%	0.8%	0.8%
% of FP17s Relating to Continuations	1	4,697	0.0%	1.0%	1.3%	1.3%
% of Patients satisfied with the dentistry they have received	4	5	N/A	94.0%	93.1%	93.2%
% of Patients satisfied with the time they had to wait for an appointment	3	5	N/A	87.5%	89.1%	89.0%

* This is based on patients treated on this contract for their most recent course of treatment. Figures in italics indicate the base number of FP17s or Patient Questionnaire responses are less than 100. N/A is shown where the base number of responses is less than 10 during the period. % is calculated as Quantity/Base number*100

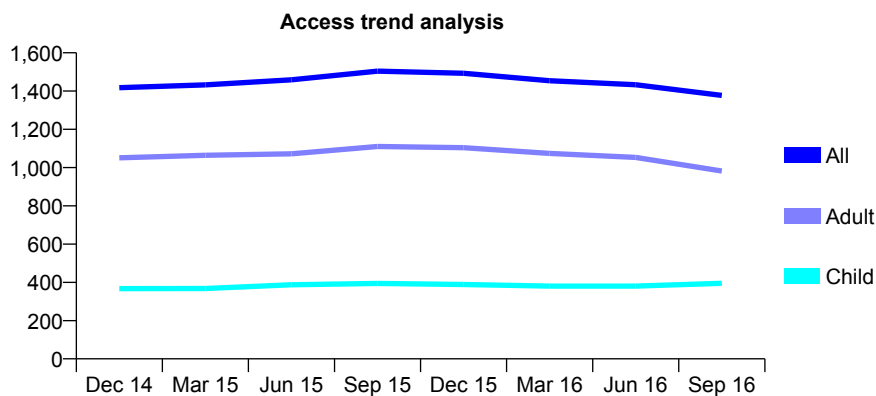
Q58 - Vital Signs At a Glance Contract Report for 860328/0001 - September 2016

Name or company name	MR A VORA
Contract type name	GDS Contract
Purpose of contract	General
Contract start date	08/09/2011
Contract end date	

16/17 Contracted general activity (UDA)	3,330
Carry forward general activity (UDA)	0
16/17 Contracted orthodontic activity (UOA)	0
Carry forward orthodontic activity (UOA)	0
Baseline contract value	£95,112.23

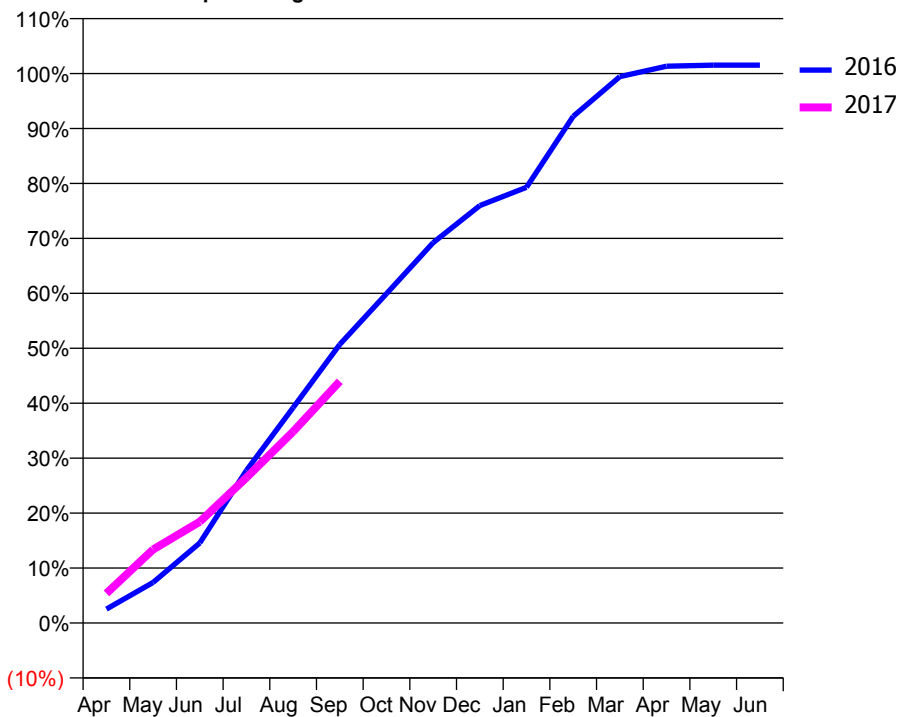
ACCESS*

Patients seen in 24 months	Total	Change since previous quarter
Quarter ending September 2015	1,504	
Quarter ending December 2015	1,493	→
Quarter ending March 2016	1,454	↓
Quarter ending June 2016	1,433	↓
Quarter ending September 2016	1,377	↓
Variance since September 2015	(8.4%)	↓



ACTIVITY

Cumulative percentage of contracted UDA delivered 2016 & 2017



Month	Adjusted Scheduled Activity (UDA)	
	2016	2017
April	84	180
May	246	446
June	485	613
July	925	881
August	1,305	1,160
September	1,689	1,465
October	1,996	
November	2,305	
December	2,530	
January	2,640	
February	3,070	
March	3,311	
April	3,374	
May	3,381	
June	3,381	

QUALITY

	Quantity	Base Number	Contract	AT	Region	England
% of FP17s for the same patient ID Re-attending within 3 months - Children	21	282	7.4%	11.4%	12.0%	12.4%
% of FP17s for the same patient ID Re-attending within 3 months - Adults	39	509	7.7%	14.8%	15.9%	16.7%
% of FP17s for the same patient ID Re-attending between 3 & 9 months - Children	141	282	50.0%	55.6%	58.6%	57.4%
% of FP17s for the same patient ID Re-attending between 3 & 9 months - Adults	175	509	34.4%	48.1%	51.6%	50.5%
% of FP17s for Band 1 Urgent Courses	58	754	7.7%	8.3%	8.0%	9.1%
% of FP17s Relating to Free Repair or Replacements	4	754	0.5%	0.7%	0.8%	0.8%
% of FP17s Relating to Continuations	7	754	0.9%	1.0%	1.3%	1.3%
% of Patients satisfied with the dentistry they have received	2	2	N/A	94.0%	93.1%	93.2%
% of Patients satisfied with the time they had to wait for an appointment	2	2	N/A	87.5%	89.1%	89.0%

* This is based on patients treated on this contract for their most recent course of treatment. Figures in italics indicate the base number of FP17s or Patient Questionnaire responses are less than 100. N/A is shown where the base number of responses is less than 10 during the period. % is calculated as Quantity/Base number*100

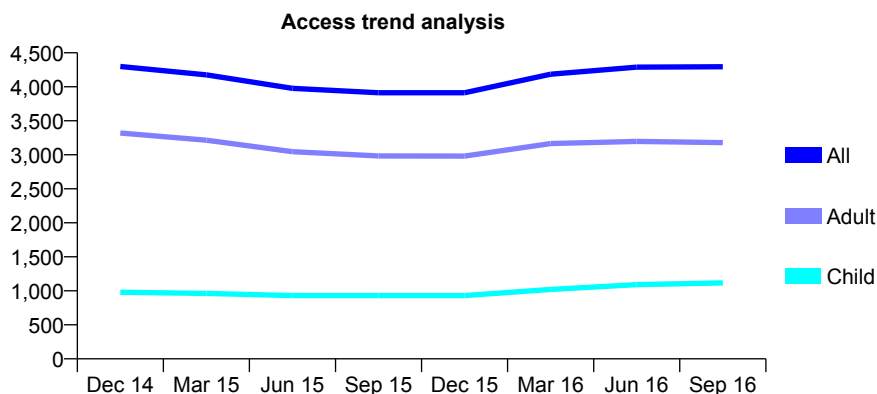
Q58 - Vital Signs At a Glance Contract Report for 897833/0001 - September 2016

Name or company name	MISS MS CHOHAN
Contract type name	GDS Contract
Purpose of contract	General
Contract start date	06/02/2013
Contract end date	

16/17 Contracted general activity (UDA)	9,904
Carry forward general activity (UDA)	0
16/17 Contracted orthodontic activity (UOA)	0
Carry forward orthodontic activity (UOA)	0
Baseline contract value	£268,849.46

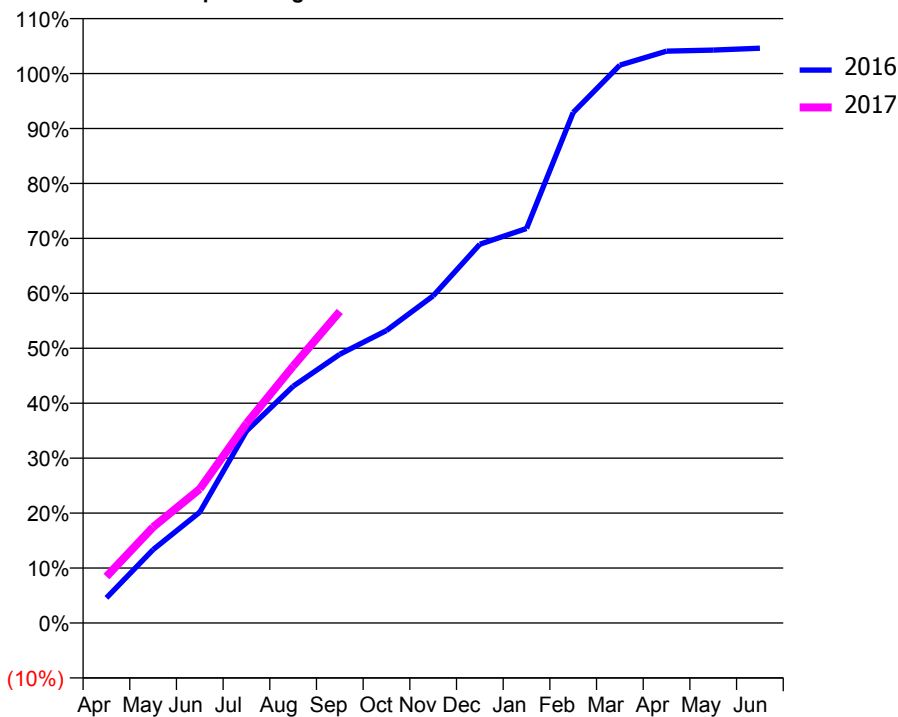
ACCESS*

Patients seen in 24 months	Total	Change since previous quarter
Quarter ending September 2015	3,913	
Quarter ending December 2015	3,913	→
Quarter ending March 2016	4,185	↑
Quarter ending June 2016	4,290	↑
Quarter ending September 2016	4,296	→
Variance since September 2015	9.8%	↑



ACTIVITY

Cumulative percentage of contracted UDA delivered 2016 & 2017



Adjusted Scheduled Activity (UDA)

Month	2016	2017
April	452	839
May	1,324	1,728
June	1,998	2,416
July	3,459	3,596
August	4,268	4,631
September	4,843	5,614
October	5,272	
November	5,898	
December	6,826	
January	7,111	
February	9,200	
March	10,056	
April	10,307	
May	10,325	
June	10,359	

QUALITY

	Quantity	Base Number	Contract	AT	Region	England
% of FP17s for the same patient ID Re-attending within 3 months - Children	54	959	5.6%	11.4%	12.0%	12.4%
% of FP17s for the same patient ID Re-attending within 3 months - Adults	209	2,343	8.9%	14.8%	15.9%	16.7%
% of FP17s for the same patient ID Re-attending between 3 & 9 months - Children	560	959	58.4%	55.6%	58.6%	57.4%
% of FP17s for the same patient ID Re-attending between 3 & 9 months - Adults	1,263	2,343	53.9%	48.1%	51.6%	50.5%
% of FP17s for Band 1 Urgent Courses	207	3,155	6.6%	8.3%	8.0%	9.1%
% of FP17s Relating to Free Repair or Replacements	29	3,155	0.9%	0.7%	0.8%	0.8%
% of FP17s Relating to Continuations	14	3,155	0.4%	1.0%	1.3%	1.3%
% of Patients satisfied with the dentistry they have received	4	4	N/A	94.0%	93.1%	93.2%
% of Patients satisfied with the time they had to wait for an appointment	4	4	N/A	87.5%	89.1%	89.0%

* This is based on patients treated on this contract for their most recent course of treatment. Figures in italics indicate the base number of FP17s or Patient Questionnaire responses are less than 100. N/A is shown where the base number of responses is less than 10 during the period. % is calculated as Quantity/Base number*100

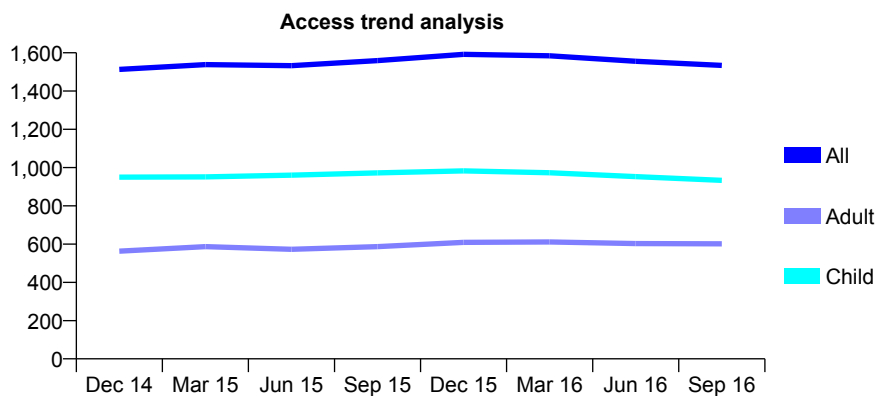
Q58 - Vital Signs At a Glance Contract Report for 901563/0002 - September 2016

Name or company name	MR ES BYRNE
Contract type name	GDS Contract
Purpose of contract	General
Contract start date	10/03/2013
Contract end date	

16/17 Contracted general activity (UDA)	3,327
Carry forward general activity (UDA)	0
16/17 Contracted orthodontic activity (UOA)	0
Carry forward orthodontic activity (UOA)	0
Baseline contract value	£81,346.14

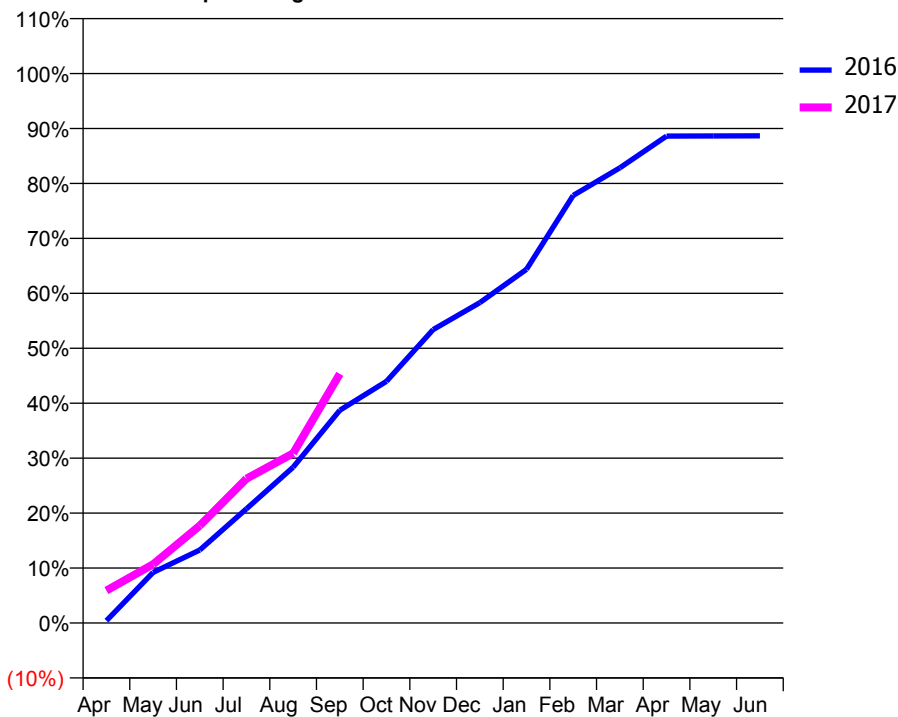
ACCESS*

Patients seen in 24 months	Total	Change since previous quarter
Quarter ending September 2015	1,559	
Quarter ending December 2015	1,592	↑
Quarter ending March 2016	1,584	→
Quarter ending June 2016	1,556	↓
Quarter ending September 2016	1,534	↓
Variance since September 2015	(1.6%)	↓



ACTIVITY

Cumulative percentage of contracted UDA delivered 2016 & 2017



Adjusted Scheduled Activity (UDA)

Month	2016	2017
April	15	197
May	326	356
June	471	590
July	735	874
August	1,004	1,027
September	1,370	1,509
October	1,556	
November	1,889	
December	2,064	
January	2,278	
February	2,754	
March	2,931	
April	3,136	
May	3,137	
June	3,138	

QUALITY

	Quantity	Base Number	Contract	AT	Region	England
% of FP17s for the same patient ID Re-attending within 3 months - Children	60	775	7.7%	11.4%	12.0%	12.4%
% of FP17s for the same patient ID Re-attending within 3 months - Adults	44	329	13.4%	14.8%	15.9%	16.7%
% of FP17s for the same patient ID Re-attending between 3 & 9 months - Children	514	775	66.3%	55.6%	58.6%	57.4%
% of FP17s for the same patient ID Re-attending between 3 & 9 months - Adults	146	329	44.4%	48.1%	51.6%	50.5%
% of FP17s for Band 1 Urgent Courses	49	997	4.9%	8.3%	8.0%	9.1%
% of FP17s Relating to Free Repair or Replacements	0	997	0.0%	0.7%	0.8%	0.8%
% of FP17s Relating to Continuations	9	997	0.9%	1.0%	1.3%	1.3%
% of Patients satisfied with the dentistry they have received	0	0	N/A	94.0%	93.1%	93.2%
% of Patients satisfied with the time they had to wait for an appointment	0	0	N/A	87.5%	89.1%	89.0%

* This is based on patients treated on this contract for their most recent course of treatment. Figures in italics indicate the base number of FP17s or Patient Questionnaire responses are less than 100. N/A is shown where the base number of responses is less than 10 during the period. % is calculated as Quantity/Base number*100

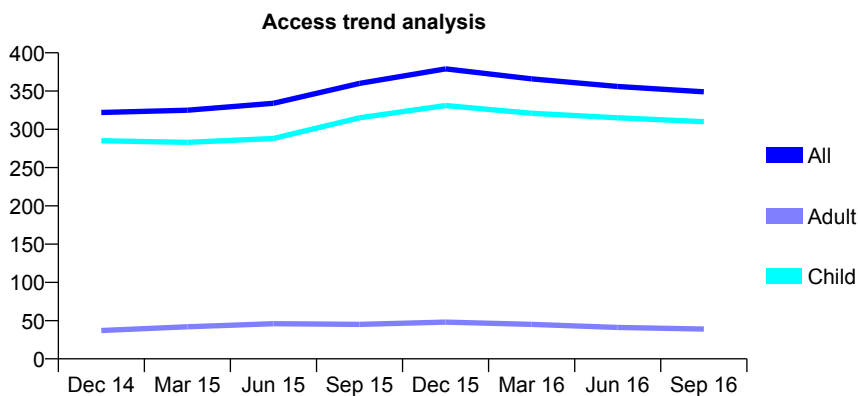
Q58 - Vital Signs At a Glance Contract Report for 908312/0001 - September 2016

Name or company name	MR CW LEWIS
Contract type name	GDS Contract
Purpose of contract	General and Orthodontic
Contract start date	01/04/2006
Contract end date	

16/17 Contracted general activity (UDA)	450
Carry forward general activity (UDA)	0
16/17 Contracted orthodontic activity (UOA)	871
Carry forward orthodontic activity (UOA)	0
Baseline contract value	£71,902.14

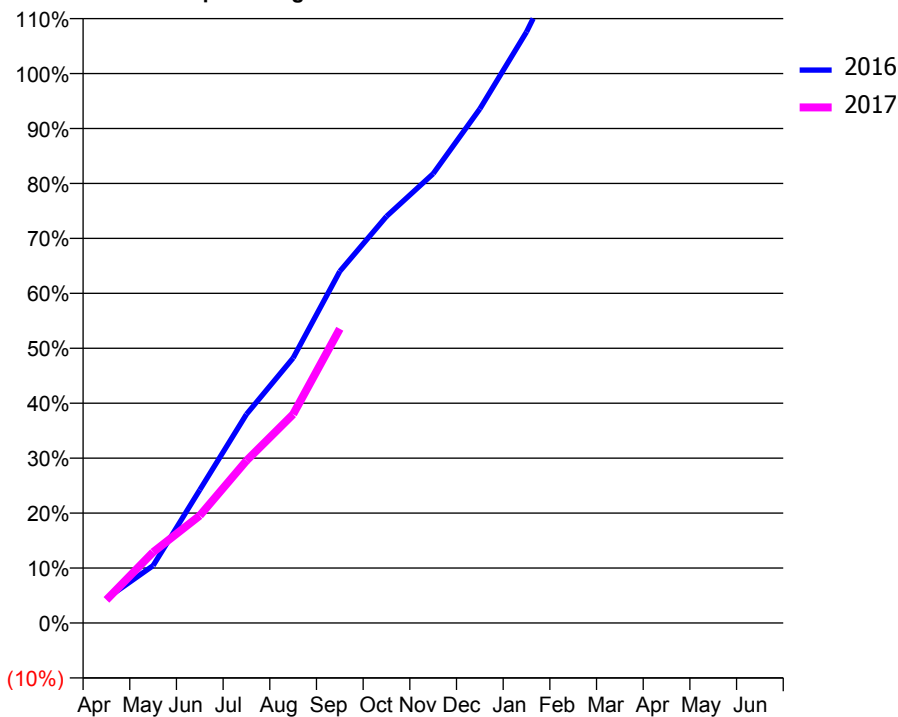
ACCESS*

Patients seen in 24 months	Total	Change since previous quarter
Quarter ending September 2015	360	
Quarter ending December 2015	379	↑
Quarter ending March 2016	366	↓
Quarter ending June 2016	356	↓
Quarter ending September 2016	349	↓
Variance since September 2015	(3.1%)	↓



ACTIVITY

Cumulative percentage of contracted UDA delivered 2016 & 2017



Month	Adjusted Scheduled Activity (UDA)	
	2016	2017
April	20	19
May	47	58
June	109	88
July	171	133
August	217	171
September	288	241
October	333	
November	368	
December	421	
January	484	
February	560	
March	627	
April	634	
May	634	
June	634	

QUALITY

	Quantity	Base Number	Contract	AT	Region	England
% of FP17s for the same patient ID Re-attending within 3 months - Children	6	284	2.1%	11.4%	12.0%	12.4%
% of FP17s for the same patient ID Re-attending within 3 months - Adults	1	7	14.3%	14.8%	15.9%	16.7%
% of FP17s for the same patient ID Re-attending between 3 & 9 months - Children	171	284	60.2%	55.6%	58.6%	57.4%
% of FP17s for the same patient ID Re-attending between 3 & 9 months - Adults	6	7	85.7%	48.1%	51.6%	50.5%
% of FP17s for Band 1 Urgent Courses	0	211	0.0%	8.3%	8.0%	9.1%
% of FP17s Relating to Free Repair or Replacements	0	211	0.0%	0.7%	0.8%	0.8%
% of FP17s Relating to Continuations	2	211	0.9%	1.0%	1.3%	1.3%
% of Patients satisfied with the dentistry they have received	0	0	N/A	94.0%	93.1%	93.2%
% of Patients satisfied with the time they had to wait for an appointment	0	0	N/A	87.5%	89.1%	89.0%

* This is based on patients treated on this contract for their most recent course of treatment. Figures in italics indicate the base number of FP17s or Patient Questionnaire responses are less than 100. N/A is shown where the base number of responses is less than 10 during the period. % is calculated as Quantity/Base number*100

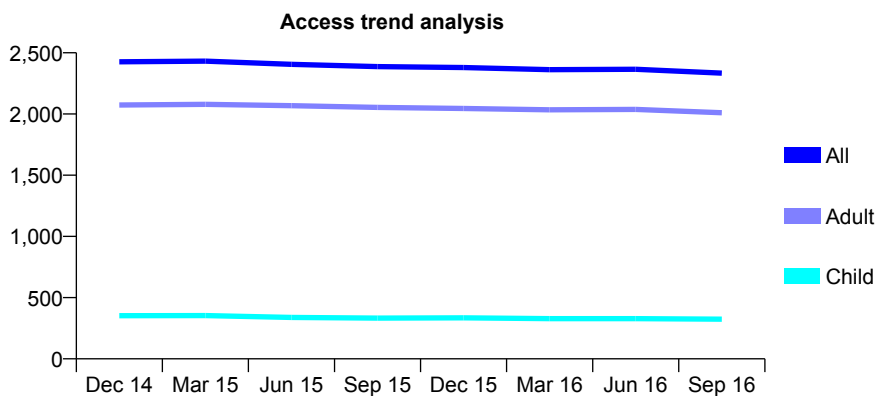
Q58 - Vital Signs At a Glance Contract Report for 908681/0001 - September 2016

Name or company name	MR AM MCGREGOR
Contract type name	GDS Contract
Purpose of contract	General
Contract start date	01/04/2006
Contract end date	

16/17 Contracted general activity (UDA)	6,292
Carry forward general activity (UDA)	0
16/17 Contracted orthodontic activity (UOA)	0
Carry forward orthodontic activity (UOA)	0
Baseline contract value	£144,284.74

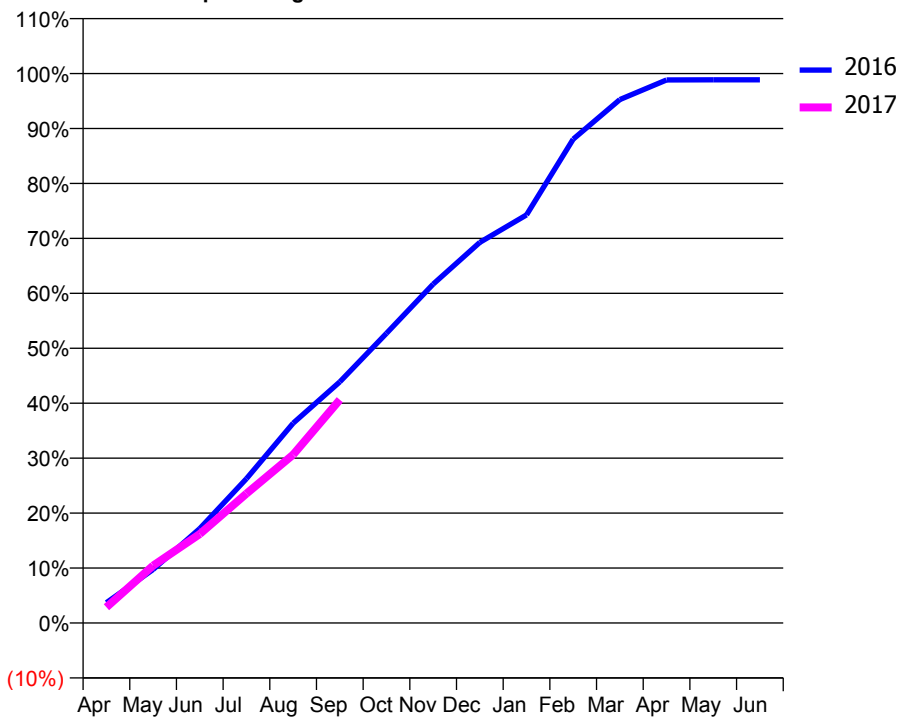
ACCESS*

Patients seen in 24 months	Total	Change since previous quarter
Quarter ending September 2015	2,387	
Quarter ending December 2015	2,380	→
Quarter ending March 2016	2,362	→
Quarter ending June 2016	2,366	→
Quarter ending September 2016	2,334	↓
Variance since September 2015	(2.2%)	↓



ACTIVITY

Cumulative percentage of contracted UDA delivered 2016 & 2017



Month	Adjusted Scheduled Activity (UDA)	
	2016	2017
April	233	181
May	613	657
June	1,082	1,019
July	1,654	1,482
August	2,288	1,928
September	2,762	2,556
October	3,317	
November	3,881	
December	4,358	
January	4,673	
February	5,541	
March	5,993	
April	6,218	
May	6,220	
June	6,220	

QUALITY

	Quantity	Base Number	Contract	AT	Region	England
% of FP17s for the same patient ID Re-attending within 3 months - Children	29	307	9.4%	11.4%	12.0%	12.4%
% of FP17s for the same patient ID Re-attending within 3 months - Adults	208	1,714	12.1%	14.8%	15.9%	16.7%
% of FP17s for the same patient ID Re-attending between 3 & 9 months - Children	202	307	65.8%	55.6%	58.6%	57.4%
% of FP17s for the same patient ID Re-attending between 3 & 9 months - Adults	1,247	1,714	72.8%	48.1%	51.6%	50.5%
% of FP17s for Band 1 Urgent Courses	110	1,850	5.9%	8.3%	8.0%	9.1%
% of FP17s Relating to Free Repair or Replacements	17	1,850	0.9%	0.7%	0.8%	0.8%
% of FP17s Relating to Continuations	0	1,850	0.0%	1.0%	1.3%	1.3%
% of Patients satisfied with the dentistry they have received	4	4	N/A	94.0%	93.1%	93.2%
% of Patients satisfied with the time they had to wait for an appointment	4	4	N/A	87.5%	89.1%	89.0%

* This is based on patients treated on this contract for their most recent course of treatment. Figures in italics indicate the base number of FP17s or Patient Questionnaire responses are less than 100. N/A is shown where the base number of responses is less than 10 during the period. % is calculated as Quantity/Base number*100

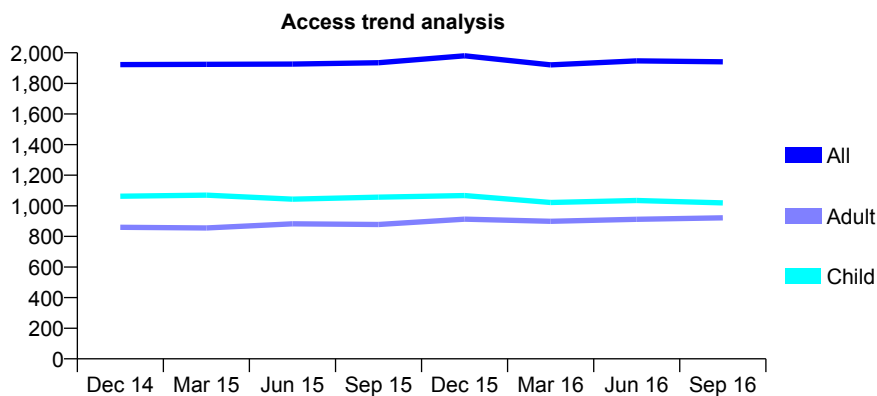
Q58 - Vital Signs At a Glance Contract Report for 908916/0001 - September 2016

Name or company name	Redbourn Dental Practice
Contract type name	GDS Contract
Purpose of contract	General
Contract start date	01/04/2006
Contract end date	

16/17 Contracted general activity (UDA)	4,829
Carry forward general activity (UDA)	0
16/17 Contracted orthodontic activity (UOA)	0
Carry forward orthodontic activity (UOA)	0
Baseline contract value	£118,277.30

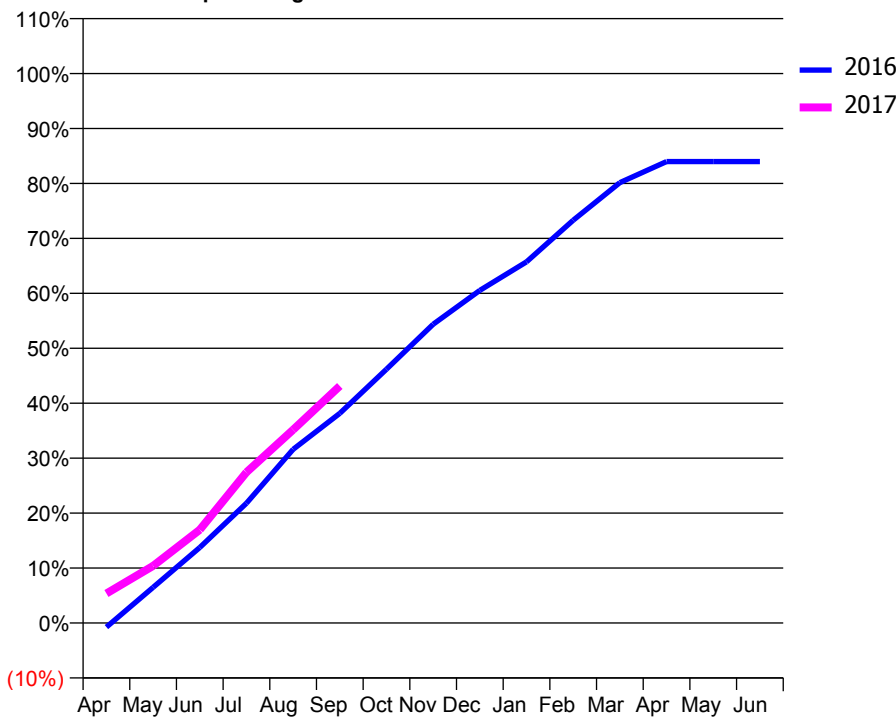
ACCESS*

Patients seen in 24 months	Total	Change since previous quarter
Quarter ending September 2015	1,935	
Quarter ending December 2015	1,980	↑
Quarter ending March 2016	1,921	↓
Quarter ending June 2016	1,947	→
Quarter ending September 2016	1,941	→
Variance since September 2015	0.3%	→



ACTIVITY

Cumulative percentage of contracted UDA delivered 2016 & 2017



Month	Adjusted Scheduled Activity (UDA)	
	2016	2017
April	-36	260
May	314	502
June	663	819
July	1,053	1,325
August	1,527	1,698
September	1,843	2,083
October	2,231	
November	2,625	
December	2,923	
January	3,174	
February	3,539	
March	3,870	
April	4,055	
May	4,055	
June	4,055	

QUALITY

	Quantity	Base Number	Contract	AT	Region	England
% of FP17s for the same patient ID Re-attending within 3 months - Children	55	705	7.8%	11.4%	12.0%	12.4%
% of FP17s for the same patient ID Re-attending within 3 months - Adults	60	494	12.1%	14.8%	15.9%	16.7%
% of FP17s for the same patient ID Re-attending between 3 & 9 months - Children	321	705	45.5%	55.6%	58.6%	57.4%
% of FP17s for the same patient ID Re-attending between 3 & 9 months - Adults	193	494	39.1%	48.1%	51.6%	50.5%
% of FP17s for Band 1 Urgent Courses	47	1,104	4.3%	8.3%	8.0%	9.1%
% of FP17s Relating to Free Repair or Replacements	5	1,104	0.5%	0.7%	0.8%	0.8%
% of FP17s Relating to Continuations	2	1,104	0.2%	1.0%	1.3%	1.3%
% of Patients satisfied with the dentistry they have received	0	0	N/A	94.0%	93.1%	93.2%
% of Patients satisfied with the time they had to wait for an appointment	0	0	N/A	87.5%	89.1%	89.0%

* This is based on patients treated on this contract for their most recent course of treatment. Figures in italics indicate the base number of FP17s or Patient Questionnaire responses are less than 100. N/A is shown where the base number of responses is less than 10 during the period. % is calculated as Quantity/Base number*100

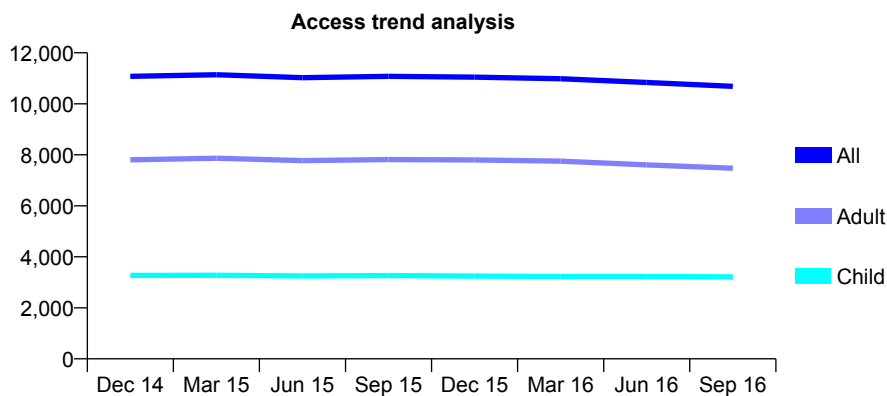
Q58 - Vital Signs At a Glance Contract Report for 910651/0001 - September 2016

Name or company name	MR GR EVANS
Contract type name	GDS Contract
Purpose of contract	General
Contract start date	01/04/2006
Contract end date	

16/17 Contracted general activity (UDA)	22,428
Carry forward general activity (UDA)	0
16/17 Contracted orthodontic activity (UOA)	0
Carry forward orthodontic activity (UOA)	0
Baseline contract value	£538,472.89

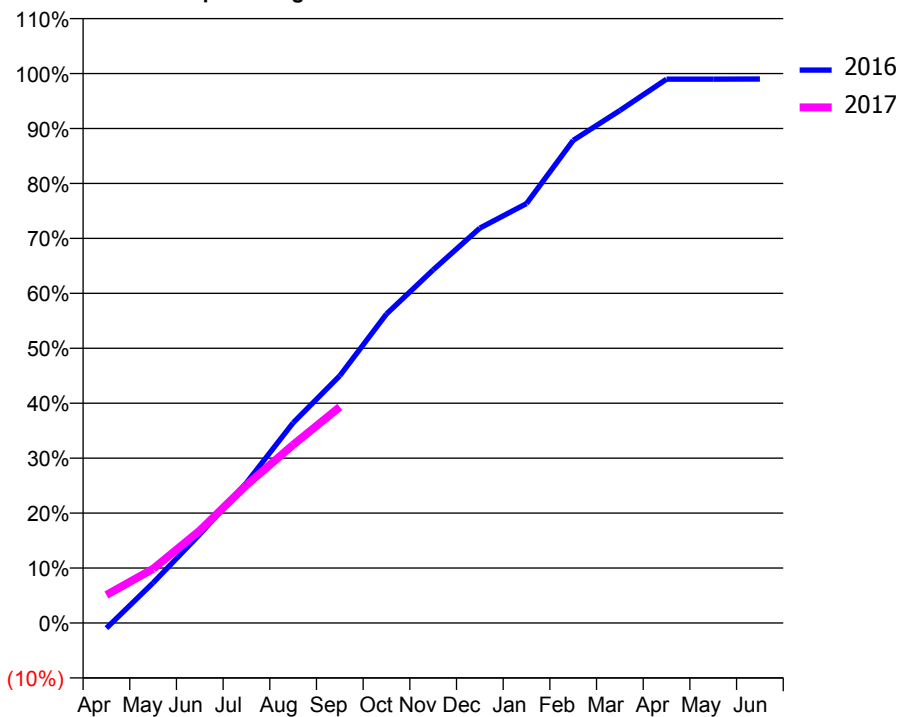
ACCESS*

Patients seen in 24 months	Total	Change since previous quarter
Quarter ending September 2015	11,078	
Quarter ending December 2015	11,046	→
Quarter ending March 2016	10,981	→
Quarter ending June 2016	10,838	↓
Quarter ending September 2016	10,684	↓
Variance since September 2015	(3.6%)	↓



ACTIVITY

Cumulative percentage of contracted UDA delivered 2016 & 2017



Month	Adjusted Scheduled Activity (UDA)	
	2016	2017
April	-215	1,148
May	1,640	2,215
June	3,621	3,773
July	5,725	5,629
August	8,175	7,275
September	10,094	8,820
October	12,613	
November	14,414	
December	16,121	
January	17,120	
February	19,698	
March	20,920	
April	22,196	
May	22,197	
June	22,204	

QUALITY

	Quantity	Base Number	Contract	AT	Region	England
% of FP17s for the same patient ID Re-attending within 3 months - Children	154	2,251	6.8%	11.4%	12.0%	12.4%
% of FP17s for the same patient ID Re-attending within 3 months - Adults	513	4,157	12.3%	14.8%	15.9%	16.7%
% of FP17s for the same patient ID Re-attending between 3 & 9 months - Children	1,245	2,251	55.3%	55.6%	58.6%	57.4%
% of FP17s for the same patient ID Re-attending between 3 & 9 months - Adults	1,883	4,157	45.3%	48.1%	51.6%	50.5%
% of FP17s for Band 1 Urgent Courses	287	4,956	5.8%	8.3%	8.0%	9.1%
% of FP17s Relating to Free Repair or Replacements	19	4,956	0.4%	0.7%	0.8%	0.8%
% of FP17s Relating to Continuations	88	4,956	1.8%	1.0%	1.3%	1.3%
% of Patients satisfied with the dentistry they have received	9	9	N/A	94.0%	93.1%	93.2%
% of Patients satisfied with the time they had to wait for an appointment	7	9	N/A	87.5%	89.1%	89.0%

* This is based on patients treated on this contract for their most recent course of treatment. Figures in italics indicate the base number of FP17s or Patient Questionnaire responses are less than 100. N/A is shown where the base number of responses is less than 10 during the period. % is calculated as Quantity/Base number*100

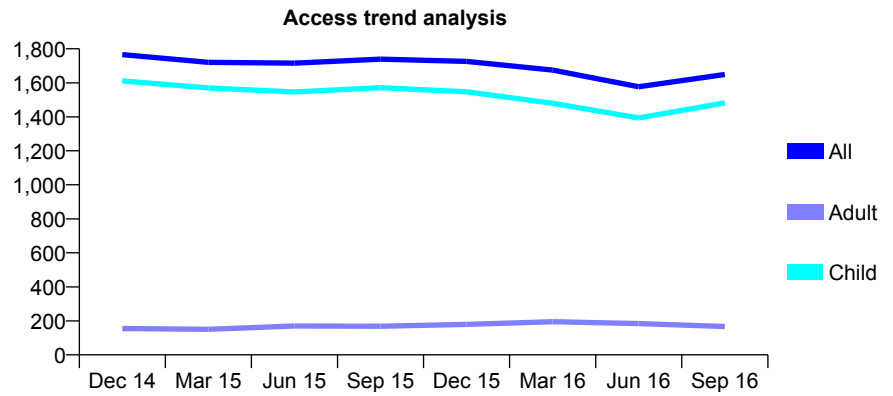
Q58 - Vital Signs At a Glance Contract Report for 911631/0002 - September 2016

Name or company name	MR V RAWAL
Contract type name	GDS Contract
Purpose of contract	General
Contract start date	01/04/2006
Contract end date	

16/17 Contracted general activity (UDA)	2,580
Carry forward general activity (UDA)	0
16/17 Contracted orthodontic activity (UOA)	0
Carry forward orthodontic activity (UOA)	0
Baseline contract value	£49,444.47

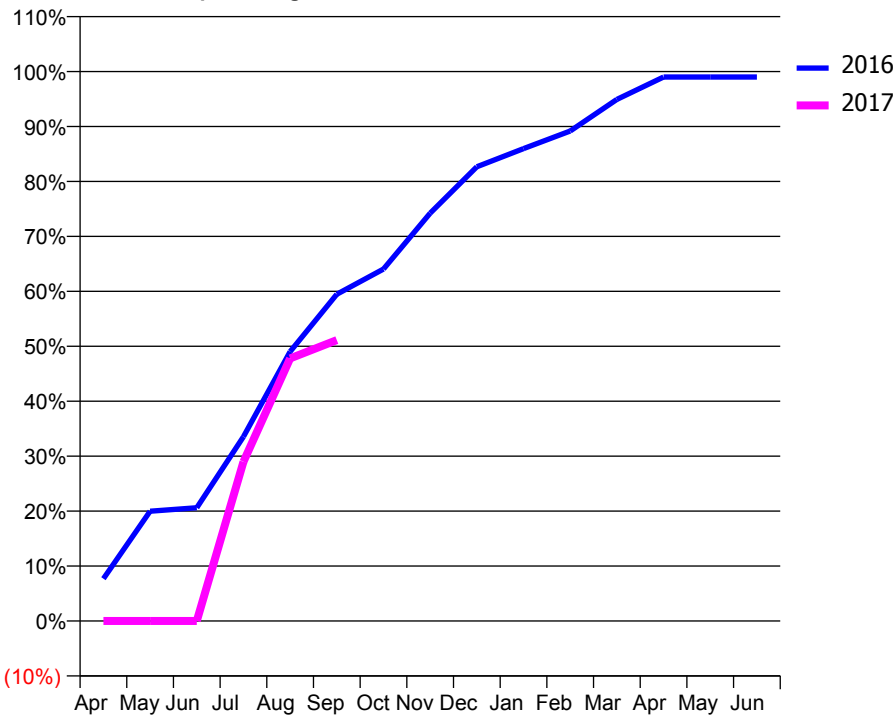
ACCESS*

Patients seen in 24 months	Total	Change since previous quarter
Quarter ending September 2015	1,739	
Quarter ending December 2015	1,726	→
Quarter ending March 2016	1,675	↓
Quarter ending June 2016	1,577	↓
Quarter ending September 2016	1,649	↑
Variance since September 2015	(5.2%)	↓



ACTIVITY

Cumulative percentage of contracted UDA delivered 2016 & 2017



Month	Adjusted Scheduled Activity (UDA)	
	2016	2017
April	199	0
May	516	0
June	532	0
July	866	748
August	1,265	1,233
September	1,534	1,319
October	1,652	
November	1,915	
December	2,133	
January	2,218	
February	2,301	
March	2,449	
April	2,554	
May	2,554	
June	2,554	

QUALITY

	Quantity	Base Number	Contract	AT	Region	England
% of FP17s for the same patient ID Re-attending within 3 months - Children	54	1,065	5.1%	11.4%	12.0%	12.4%
% of FP17s for the same patient ID Re-attending within 3 months - Adults	1	45	2.2%	14.8%	15.9%	16.7%
% of FP17s for the same patient ID Re-attending between 3 & 9 months - Children	478	1,065	44.9%	55.6%	58.6%	57.4%
% of FP17s for the same patient ID Re-attending between 3 & 9 months - Adults	22	45	48.9%	48.1%	51.6%	50.5%
% of FP17s for Band 1 Urgent Courses	33	1,041	3.2%	8.3%	8.0%	9.1%
% of FP17s Relating to Free Repair or Replacements	0	1,041	0.0%	0.7%	0.8%	0.8%
% of FP17s Relating to Continuations	12	1,041	1.2%	1.0%	1.3%	1.3%
% of Patients satisfied with the dentistry they have received	0	0	N/A	94.0%	93.1%	93.2%
% of Patients satisfied with the time they had to wait for an appointment	0	0	N/A	87.5%	89.1%	89.0%

* This is based on patients treated on this contract for their most recent course of treatment. Figures in italics indicate the base number of FP17s or Patient Questionnaire responses are less than 100. N/A is shown where the base number of responses is less than 10 during the period. % is calculated as Quantity/Base number*100

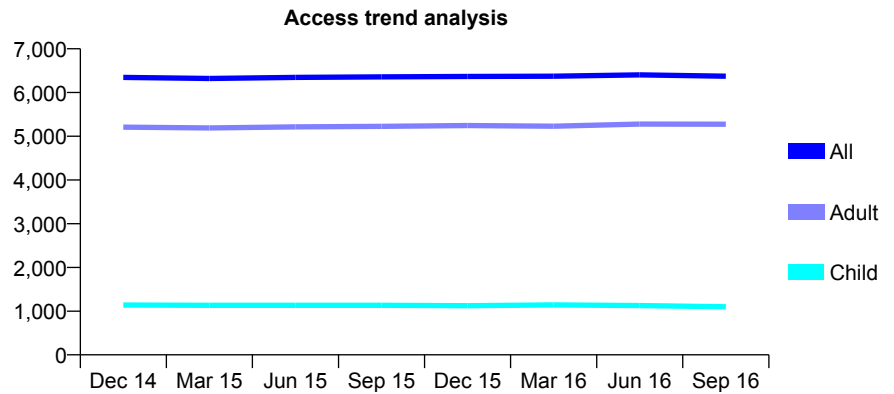
Q58 - Vital Signs At a Glance Contract Report for 917125/0001 - September 2016

Name or company name	Facial Aesthetic (UK) Ltd
Contract type name	GDS Contract
Purpose of contract	General
Contract start date	01/04/2006
Contract end date	

16/17 Contracted general activity (UDA)	25,239
Carry forward general activity (UDA)	0
16/17 Contracted orthodontic activity (UOA)	0
Carry forward orthodontic activity (UOA)	0
Baseline contract value	£613,751.16

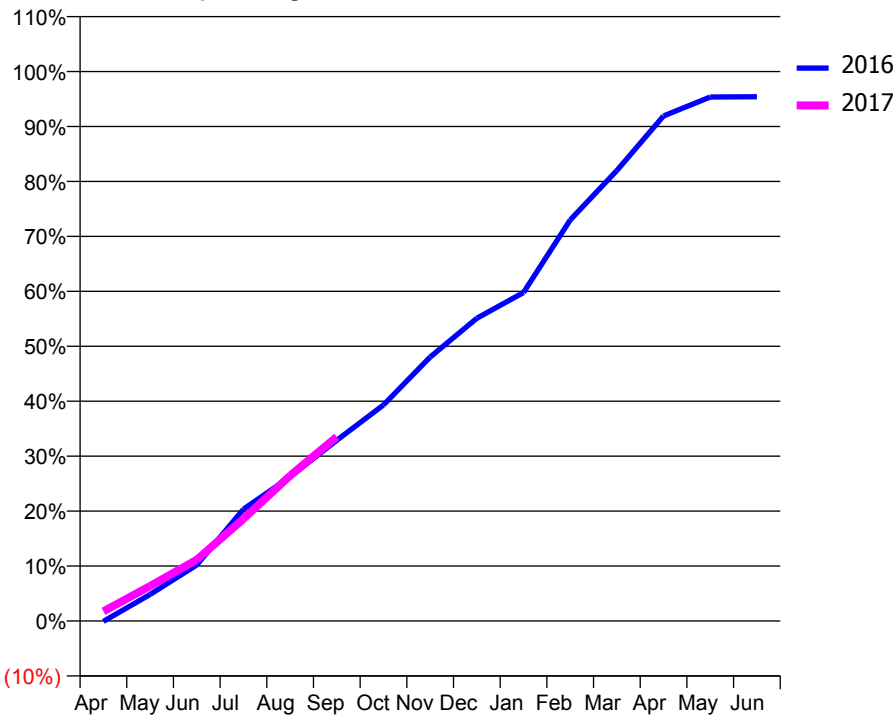
ACCESS*

Patients seen in 24 months	Total	Change since previous quarter
Quarter ending September 2015	6,359	
Quarter ending December 2015	6,368	→
Quarter ending March 2016	6,372	→
Quarter ending June 2016	6,404	→
Quarter ending September 2016	6,374	→
Variance since September 2015	0.2%	→



ACTIVITY

Cumulative percentage of contracted UDA delivered 2016 & 2017



Month	Adjusted Scheduled Activity (UDA)	
	2016	2017
April	-18	441
May	1,225	1,607
June	2,575	2,816
July	5,136	4,692
August	6,626	6,679
September	8,301	8,463
October	9,924	
November	12,123	
December	13,908	
January	15,086	
February	18,422	
March	20,694	
April	23,199	
May	24,068	
June	24,081	

QUALITY

	Quantity	Base Number	Contract	AT	Region	England
% of FP17s for the same patient ID Re-attending within 3 months - Children	61	826	7.4%	11.4%	12.0%	12.4%
% of FP17s for the same patient ID Re-attending within 3 months - Adults	503	3,679	13.7%	14.8%	15.9%	16.7%
% of FP17s for the same patient ID Re-attending between 3 & 9 months - Children	467	826	56.5%	55.6%	58.6%	57.4%
% of FP17s for the same patient ID Re-attending between 3 & 9 months - Adults	2,152	3,679	58.5%	48.1%	51.6%	50.5%
% of FP17s for Band 1 Urgent Courses	164	3,602	4.6%	8.3%	8.0%	9.1%
% of FP17s Relating to Free Repair or Replacements	44	3,602	1.2%	0.7%	0.8%	0.8%
% of FP17s Relating to Continuations	63	3,602	1.7%	1.0%	1.3%	1.3%
% of Patients satisfied with the dentistry they have received	11	11	100.0%	94.0%	93.1%	93.2%
% of Patients satisfied with the time they had to wait for an appointment	10	11	90.9%	87.5%	89.1%	89.0%

* This is based on patients treated on this contract for their most recent course of treatment. Figures in italics indicate the base number of FP17s or Patient Questionnaire responses are less than 100. N/A is shown where the base number of responses is less than 10 during the period. % is calculated as Quantity/Base number*100

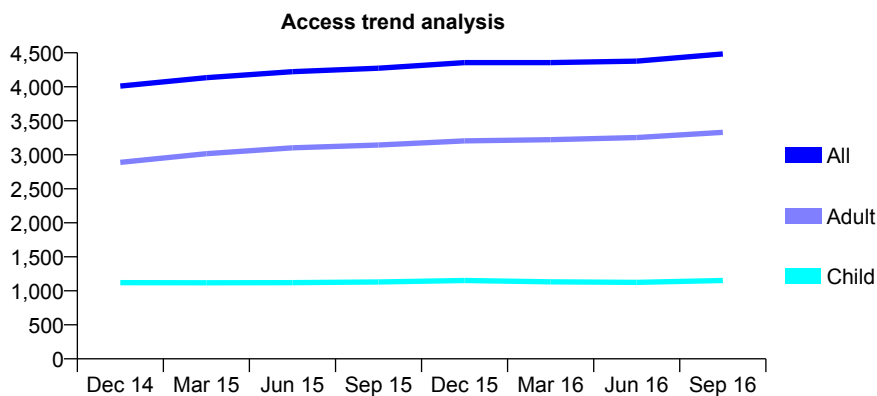
Q58 - Vital Signs At a Glance Contract Report for 917524/0001 - September 2016

Name or company name	MR MA WATTS
Contract type name	GDS Contract
Purpose of contract	General
Contract start date	01/04/2006
Contract end date	

16/17 Contracted general activity (UDA)	15,310
Carry forward general activity (UDA)	0
16/17 Contracted orthodontic activity (UOA)	0
Carry forward orthodontic activity (UOA)	0
Baseline contract value	£423,260.79

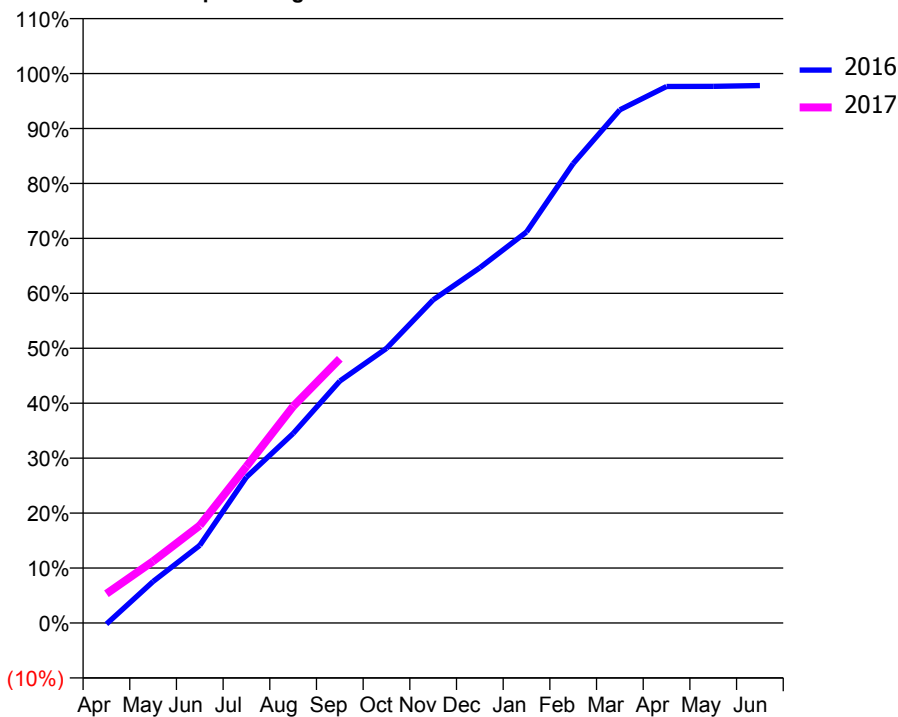
ACCESS*

Patients seen in 24 months	Total	Change since previous quarter
Quarter ending September 2015	4,274	
Quarter ending December 2015	4,356	→
Quarter ending March 2016	4,355	→
Quarter ending June 2016	4,378	→
Quarter ending September 2016	4,483	↑
Variance since September 2015	4.9%	↑



ACTIVITY

Cumulative percentage of contracted UDA delivered 2016 & 2017



Month	Adjusted Scheduled Activity (UDA)	
	2016	2017
April	-31	815
May	1,158	1,723
June	2,165	2,719
July	4,067	4,365
August	5,281	6,037
September	6,742	7,361
October	7,650	
November	9,003	
December	9,898	
January	10,896	
February	12,800	
March	14,298	
April	14,949	
May	14,952	
June	14,975	

QUALITY

	Quantity	Base Number	Contract	AT	Region	England
% of FP17s for the same patient ID Re-attending within 3 months - Children	40	781	5.1%	11.4%	12.0%	12.4%
% of FP17s for the same patient ID Re-attending within 3 months - Adults	320	2,033	15.7%	14.8%	15.9%	16.7%
% of FP17s for the same patient ID Re-attending between 3 & 9 months - Children	349	781	44.7%	55.6%	58.6%	57.4%
% of FP17s for the same patient ID Re-attending between 3 & 9 months - Adults	689	2,033	33.9%	48.1%	51.6%	50.5%
% of FP17s for Band 1 Urgent Courses	266	2,587	10.3%	8.3%	8.0%	9.1%
% of FP17s Relating to Free Repair or Replacements	6	2,587	0.2%	0.7%	0.8%	0.8%
% of FP17s Relating to Continuations	28	2,587	1.1%	1.0%	1.3%	1.3%
% of Patients satisfied with the dentistry they have received	7	7	N/A	94.0%	93.1%	93.2%
% of Patients satisfied with the time they had to wait for an appointment	6	7	N/A	87.5%	89.1%	89.0%

* This is based on patients treated on this contract for their most recent course of treatment. Figures in italics indicate the base number of FP17s or Patient Questionnaire responses are less than 100. N/A is shown where the base number of responses is less than 10 during the period. % is calculated as Quantity/Base number*100

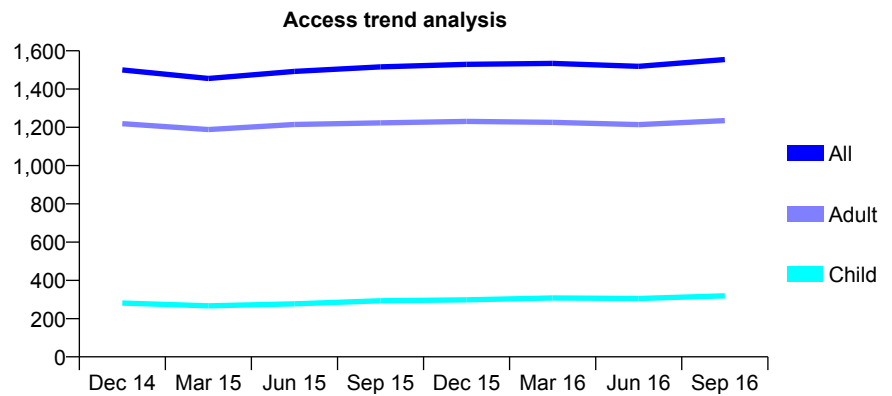
Q58 - Vital Signs At a Glance Contract Report for 927309/0001 - September 2016

Name or company name	MR BM AL-TAHAN
Contract type name	GDS Contract
Purpose of contract	General
Contract start date	01/04/2006
Contract end date	

16/17 Contracted general activity (UDA)	5,500
Carry forward general activity (UDA)	0
16/17 Contracted orthodontic activity (UOA)	0
Carry forward orthodontic activity (UOA)	0
Baseline contract value	£133,407.17

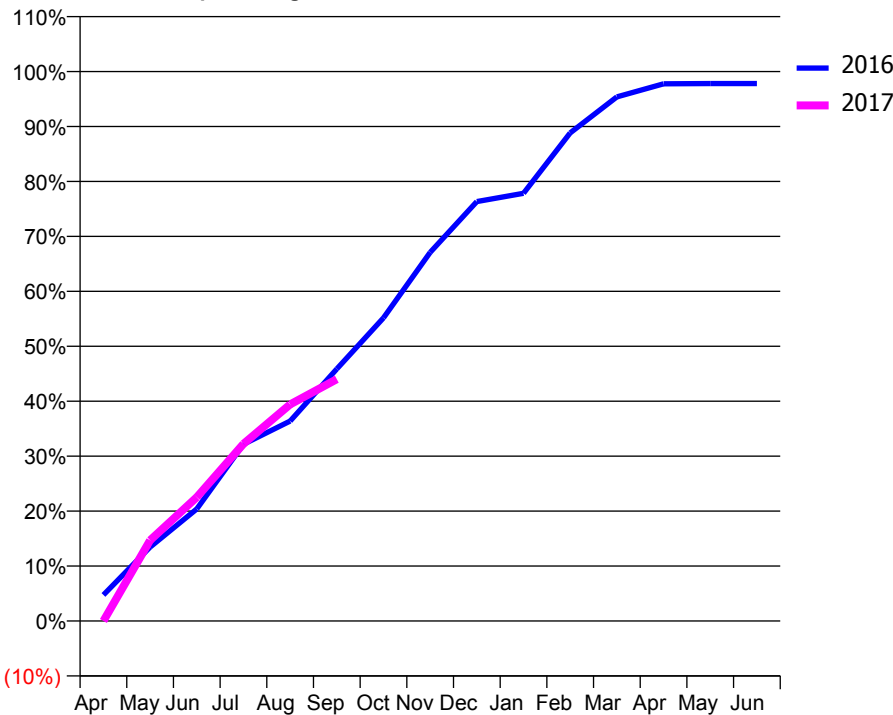
ACCESS*

Patients seen in 24 months	Total	Change since previous quarter
Quarter ending September 2015	1,516	
Quarter ending December 2015	1,529	→
Quarter ending March 2016	1,534	→
Quarter ending June 2016	1,519	→
Quarter ending September 2016	1,554	↑
Variance since September 2015	2.5%	↑



ACTIVITY

Cumulative percentage of contracted UDA delivered 2016 & 2017



Month	Adjusted Scheduled Activity (UDA)	
	2016	2017
April	261	0
May	740	808
June	1,122	1,239
July	1,769	1,773
August	2,002	2,168
September	2,523	2,420
October	3,034	
November	3,690	
December	4,198	
January	4,281	
February	4,886	
March	5,247	
April	5,377	
May	5,380	
June	5,380	

QUALITY

	Quantity	Base Number	Contract	AT	Region	England
% of FP17s for the same patient ID Re-attending within 3 months - Children	3	217	1.4%	11.4%	12.0%	12.4%
% of FP17s for the same patient ID Re-attending within 3 months - Adults	86	845	10.2%	14.8%	15.9%	16.7%
% of FP17s for the same patient ID Re-attending between 3 & 9 months - Children	114	217	52.5%	55.6%	58.6%	57.4%
% of FP17s for the same patient ID Re-attending between 3 & 9 months - Adults	500	845	59.2%	48.1%	51.6%	50.5%
% of FP17s for Band 1 Urgent Courses	51	948	5.4%	8.3%	8.0%	9.1%
% of FP17s Relating to Free Repair or Replacements	3	948	0.3%	0.7%	0.8%	0.8%
% of FP17s Relating to Continuations	0	948	0.0%	1.0%	1.3%	1.3%
% of Patients satisfied with the dentistry they have received	1	1	N/A	94.0%	93.1%	93.2%
% of Patients satisfied with the time they had to wait for an appointment	1	1	N/A	87.5%	89.1%	89.0%

* This is based on patients treated on this contract for their most recent course of treatment. Figures in italics indicate the base number of FP17s or Patient Questionnaire responses are less than 100. N/A is shown where the base number of responses is less than 10 during the period. % is calculated as Quantity/Base number*100

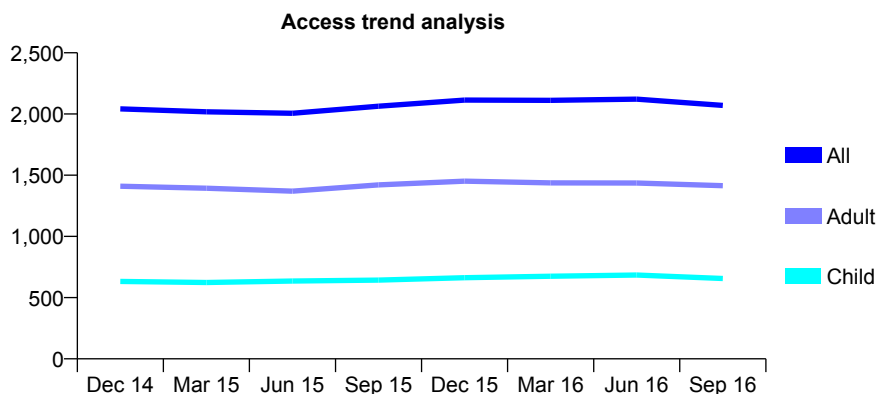
Q58 - Vital Signs At a Glance Contract Report for 927384/0002 - September 2016

Name or company name	MR M SHAH
Contract type name	GDS Contract
Purpose of contract	General
Contract start date	01/04/2006
Contract end date	

16/17 Contracted general activity (UDA)	6,266
Carry forward general activity (UDA)	0
16/17 Contracted orthodontic activity (UOA)	0
Carry forward orthodontic activity (UOA)	0
Baseline contract value	£162,898.91

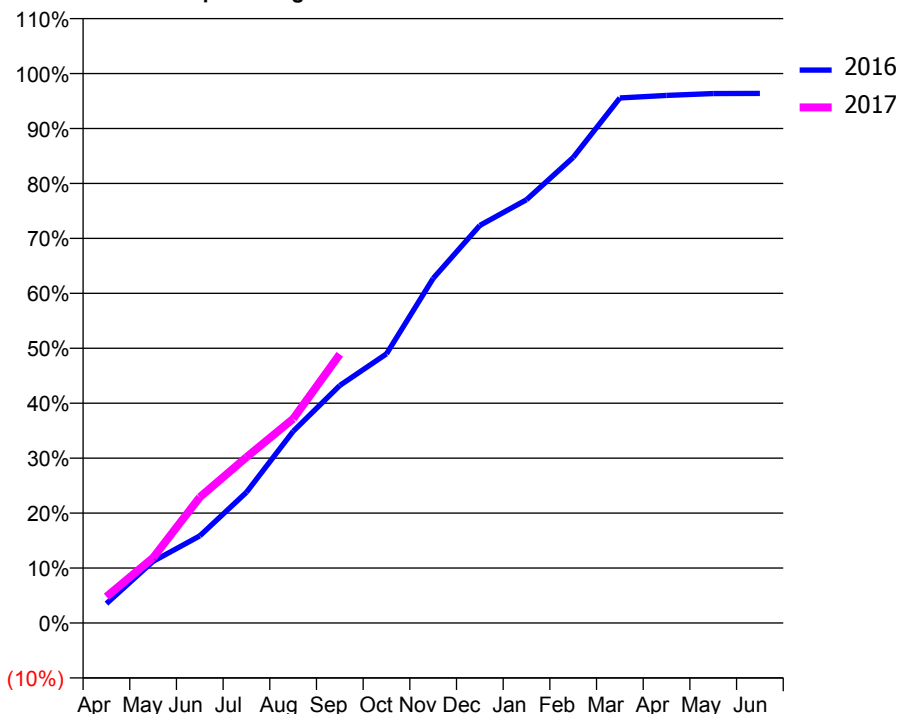
ACCESS*

Patients seen in 24 months	Total	Change since previous quarter
Quarter ending September 2015	2,064	
Quarter ending December 2015	2,114	↑
Quarter ending March 2016	2,112	→
Quarter ending June 2016	2,121	→
Quarter ending September 2016	2,070	↓
Variance since September 2015	0.3%	→



ACTIVITY

Cumulative percentage of contracted UDA delivered 2016 & 2017



Month	Adjusted Scheduled Activity (UDA)	
	2016	2017
April	222	300
May	703	744
June	993	1,435
July	1,491	1,891
August	2,185	2,329
September	2,709	3,065
October	3,069	
November	3,930	
December	4,534	
January	4,828	
February	5,309	
March	5,987	
April	6,016	
May	6,038	
June	6,039	

QUALITY

	Quantity	Base Number	Contract	AT	Region	England
% of FP17s for the same patient ID Re-attending within 3 months - Children	16	449	3.6%	11.4%	12.0%	12.4%
% of FP17s for the same patient ID Re-attending within 3 months - Adults	91	847	10.7%	14.8%	15.9%	16.7%
% of FP17s for the same patient ID Re-attending between 3 & 9 months - Children	290	449	64.6%	55.6%	58.6%	57.4%
% of FP17s for the same patient ID Re-attending between 3 & 9 months - Adults	422	847	49.8%	48.1%	51.6%	50.5%
% of FP17s for Band 1 Urgent Courses	82	1,253	6.5%	8.3%	8.0%	9.1%
% of FP17s Relating to Free Repair or Replacements	4	1,253	0.3%	0.7%	0.8%	0.8%
% of FP17s Relating to Continuations	12	1,253	1.0%	1.0%	1.3%	1.3%
% of Patients satisfied with the dentistry they have received	0	0	N/A	94.0%	93.1%	93.2%
% of Patients satisfied with the time they had to wait for an appointment	0	0	N/A	87.5%	89.1%	89.0%

* This is based on patients treated on this contract for their most recent course of treatment. Figures in italics indicate the base number of FP17s or Patient Questionnaire responses are less than 100. N/A is shown where the base number of responses is less than 10 during the period. % is calculated as Quantity/Base number*100

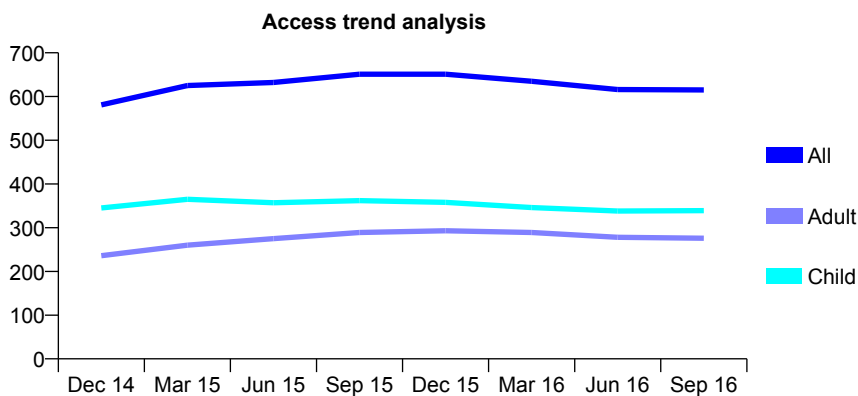
Q58 - Vital Signs At a Glance Contract Report for 927473/0001 - September 2016

Name or company name	MISS PE PRICE
Contract type name	GDS Contract
Purpose of contract	General
Contract start date	02/10/2013
Contract end date	

16/17 Contracted general activity (UDA)	1,500
Carry forward general activity (UDA)	0
16/17 Contracted orthodontic activity (UOA)	0
Carry forward orthodontic activity (UOA)	0
Baseline contract value	£30,549.89

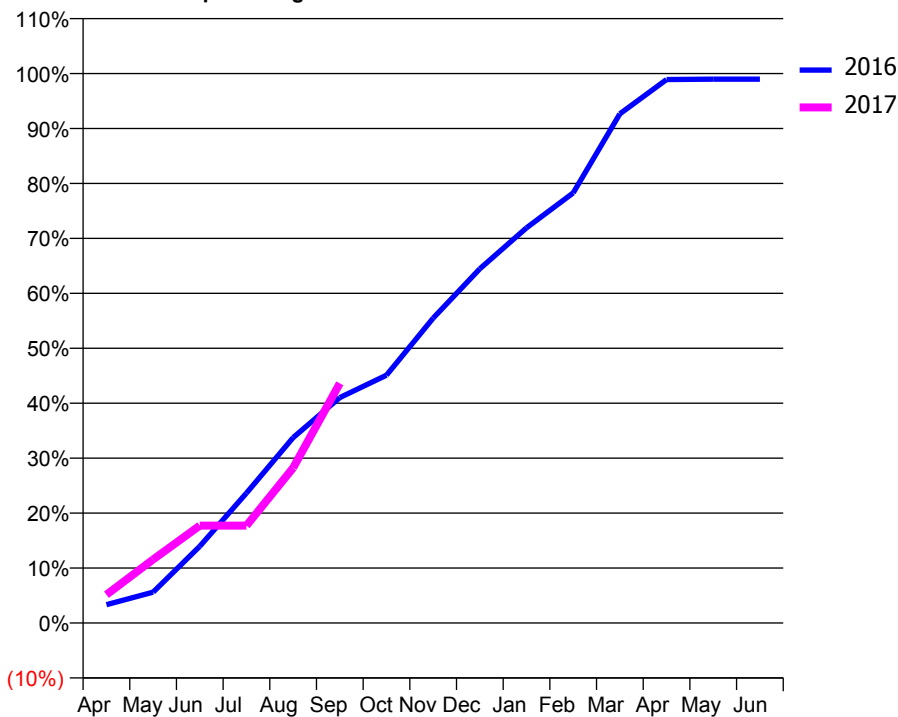
ACCESS*

Patients seen in 24 months	Total	Change since previous quarter
Quarter ending September 2015	651	
Quarter ending December 2015	651	→
Quarter ending March 2016	635	↓
Quarter ending June 2016	616	↓
Quarter ending September 2016	615	→
Variance since September 2015	(5.5%)	↓



ACTIVITY

Cumulative percentage of contracted UDA delivered 2016 & 2017



Month	Adjusted Scheduled Activity (UDA)	
	2016	2017
April	50	77
May	84	173
June	209	266
July	355	266
August	506	424
September	615	654
October	677	
November	832	
December	967	
January	1,079	
February	1,174	
March	1,390	
April	1,483	
May	1,485	
June	1,485	

QUALITY

	Quantity	Base Number	Contract	AT	Region	England
% of FP17s for the same patient ID Re-attending within 3 months - Children	24	306	7.8%	11.4%	12.0%	12.4%
% of FP17s for the same patient ID Re-attending within 3 months - Adults	40	163	24.5%	14.8%	15.9%	16.7%
% of FP17s for the same patient ID Re-attending between 3 & 9 months - Children	166	306	54.2%	55.6%	58.6%	57.4%
% of FP17s for the same patient ID Re-attending between 3 & 9 months - Adults	76	163	46.6%	48.1%	51.6%	50.5%
% of FP17s for Band 1 Urgent Courses	21	409	5.1%	8.3%	8.0%	9.1%
% of FP17s Relating to Free Repair or Replacements	3	409	0.7%	0.7%	0.8%	0.8%
% of FP17s Relating to Continuations	0	409	0.0%	1.0%	1.3%	1.3%
% of Patients satisfied with the dentistry they have received	1	1	N/A	94.0%	93.1%	93.2%
% of Patients satisfied with the time they had to wait for an appointment	1	1	N/A	87.5%	89.1%	89.0%

* This is based on patients treated on this contract for their most recent course of treatment. Figures in italics indicate the base number of FP17s or Patient Questionnaire responses are less than 100. N/A is shown where the base number of responses is less than 10 during the period. % is calculated as Quantity/Base number*100

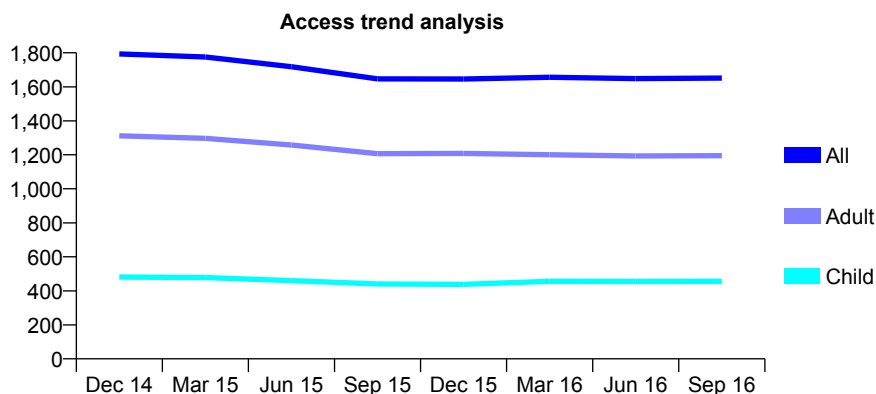
Q58 - Vital Signs At a Glance Contract Report for 935522/0001 - September 2016

Name or company name	MISS P ABDOLLAHI
Contract type name	GDS Contract
Purpose of contract	General
Contract start date	01/04/2006
Contract end date	

16/17 Contracted general activity (UDA)	4,414
Carry forward general activity (UDA)	0
16/17 Contracted orthodontic activity (UOA)	0
Carry forward orthodontic activity (UOA)	0
Baseline contract value	£111,772.73

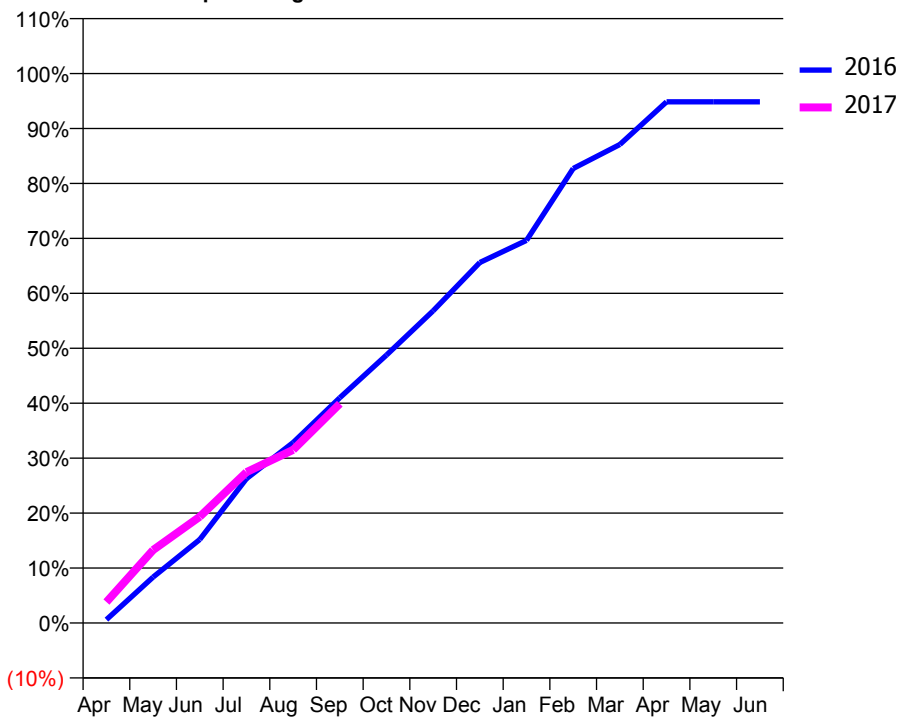
ACCESS*

Patients seen in 24 months	Total	Change since previous quarter
Quarter ending September 2015	1,647	
Quarter ending December 2015	1,646	→
Quarter ending March 2016	1,656	→
Quarter ending June 2016	1,648	→
Quarter ending September 2016	1,651	→
Variance since September 2015	0.2%	→



ACTIVITY

Cumulative percentage of contracted UDA delivered 2016 & 2017



Month	Adjusted Scheduled Activity (UDA)	
	2016	2017
April	28	168
May	369	587
June	671	854
July	1,159	1,212
August	1,449	1,391
September	1,810	1,762
October	2,153	
November	2,508	
December	2,896	
January	3,074	
February	3,651	
March	3,844	
April	4,187	
May	4,187	
June	4,187	

QUALITY

	Quantity	Base Number	Contract	AT	Region	England
% of FP17s for the same patient ID Re-attending within 3 months - Children	23	319	7.2%	11.4%	12.0%	12.4%
% of FP17s for the same patient ID Re-attending within 3 months - Adults	96	718	13.4%	14.8%	15.9%	16.7%
% of FP17s for the same patient ID Re-attending between 3 & 9 months - Children	110	319	34.5%	55.6%	58.6%	57.4%
% of FP17s for the same patient ID Re-attending between 3 & 9 months - Adults	262	718	36.5%	48.1%	51.6%	50.5%
% of FP17s for Band 1 Urgent Courses	65	886	7.3%	8.3%	8.0%	9.1%
% of FP17s Relating to Free Repair or Replacements	4	886	0.5%	0.7%	0.8%	0.8%
% of FP17s Relating to Continuations	6	886	0.7%	1.0%	1.3%	1.3%
% of Patients satisfied with the dentistry they have received	2	2	N/A	94.0%	93.1%	93.2%
% of Patients satisfied with the time they had to wait for an appointment	2	2	N/A	87.5%	89.1%	89.0%

* This is based on patients treated on this contract for their most recent course of treatment. Figures in italics indicate the base number of FP17s or Patient Questionnaire responses are less than 100. N/A is shown where the base number of responses is less than 10 during the period. % is calculated as Quantity/Base number*100

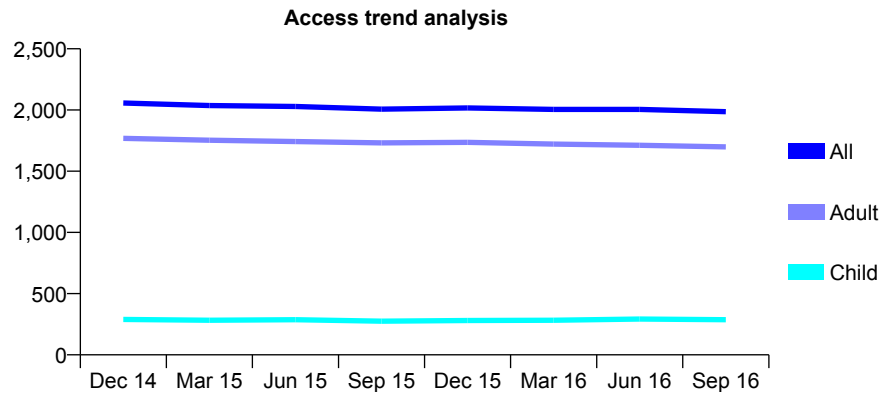
Q58 - Vital Signs At a Glance Contract Report for 935778/0001 - September 2016

Name or company name	MR M MOKHTARI
Contract type name	GDS Contract
Purpose of contract	General
Contract start date	01/04/2006
Contract end date	

16/17 Contracted general activity (UDA)	6,756
Carry forward general activity (UDA)	0
16/17 Contracted orthodontic activity (UOA)	0
Carry forward orthodontic activity (UOA)	0
Baseline contract value	£206,887.69

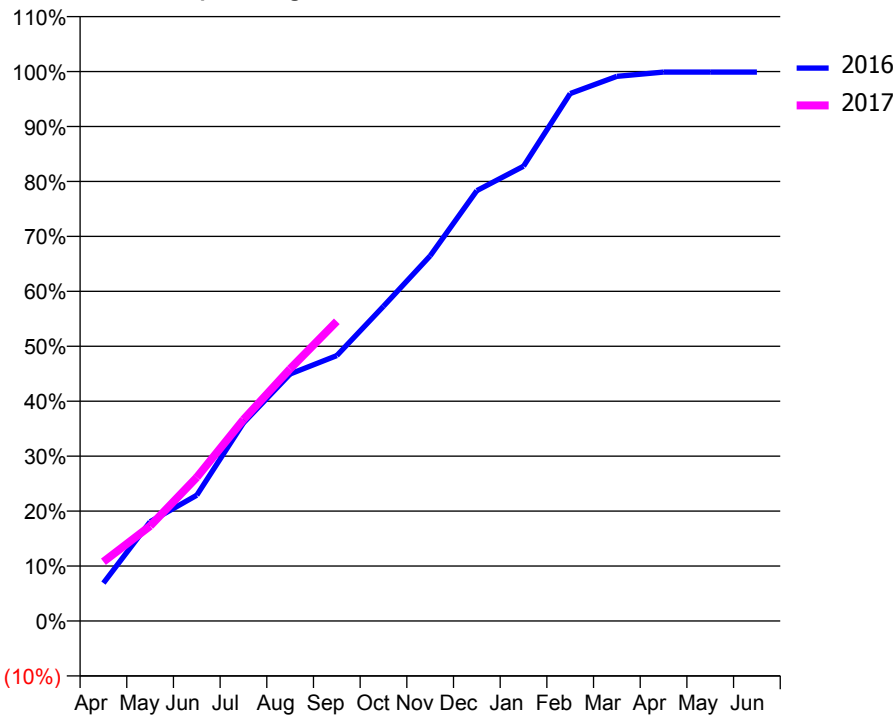
ACCESS*

Patients seen in 24 months	Total	Change since previous quarter
Quarter ending September 2015	2,007	
Quarter ending December 2015	2,017	→
Quarter ending March 2016	2,005	→
Quarter ending June 2016	2,005	→
Quarter ending September 2016	1,986	→
Variance since September 2015	(1.0%)	↓



ACTIVITY

Cumulative percentage of contracted UDA delivered 2016 & 2017



Month	Adjusted Scheduled Activity (UDA)	
	2016	2017
April	466	729
May	1,221	1,169
June	1,547	1,766
July	2,436	2,477
August	3,036	3,101
September	3,263	3,685
October	3,869	
November	4,490	
December	5,292	
January	5,591	
February	6,485	
March	6,696	
April	6,748	
May	6,748	
June	6,748	

QUALITY

	Quantity	Base Number	Contract	AT	Region	England
% of FP17s for the same patient ID Re-attending within 3 months - Children	6	262	2.3%	11.4%	12.0%	12.4%
% of FP17s for the same patient ID Re-attending within 3 months - Adults	190	1,648	11.5%	14.8%	15.9%	16.7%
% of FP17s for the same patient ID Re-attending between 3 & 9 months - Children	192	262	73.3%	55.6%	58.6%	57.4%
% of FP17s for the same patient ID Re-attending between 3 & 9 months - Adults	1,136	1,648	68.9%	48.1%	51.6%	50.5%
% of FP17s for Band 1 Urgent Courses	7	1,892	0.4%	8.3%	8.0%	9.1%
% of FP17s Relating to Free Repair or Replacements	22	1,892	1.2%	0.7%	0.8%	0.8%
% of FP17s Relating to Continuations	17	1,892	0.9%	1.0%	1.3%	1.3%
% of Patients satisfied with the dentistry they have received	1	1	N/A	94.0%	93.1%	93.2%
% of Patients satisfied with the time they had to wait for an appointment	1	1	N/A	87.5%	89.1%	89.0%

* This is based on patients treated on this contract for their most recent course of treatment. Figures in italics indicate the base number of FP17s or Patient Questionnaire responses are less than 100. N/A is shown where the base number of responses is less than 10 during the period. % is calculated as Quantity/Base number*100

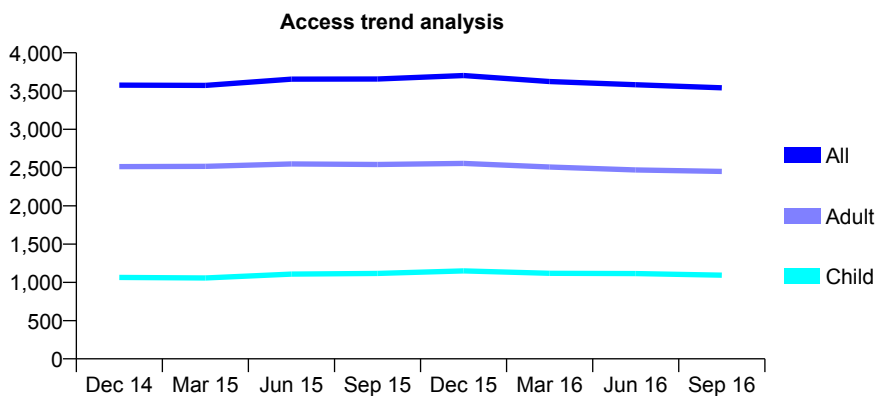
Q58 - Vital Signs At a Glance Contract Report for 939544/0001 - September 2016

Name or company name	MISS SS WADHWANI
Contract type name	GDS Contract
Purpose of contract	General
Contract start date	01/04/2006
Contract end date	

16/17 Contracted general activity (UDA)	7,512
Carry forward general activity (UDA)	0
16/17 Contracted orthodontic activity (UOA)	0
Carry forward orthodontic activity (UOA)	0
Baseline contract value	£233,926.11

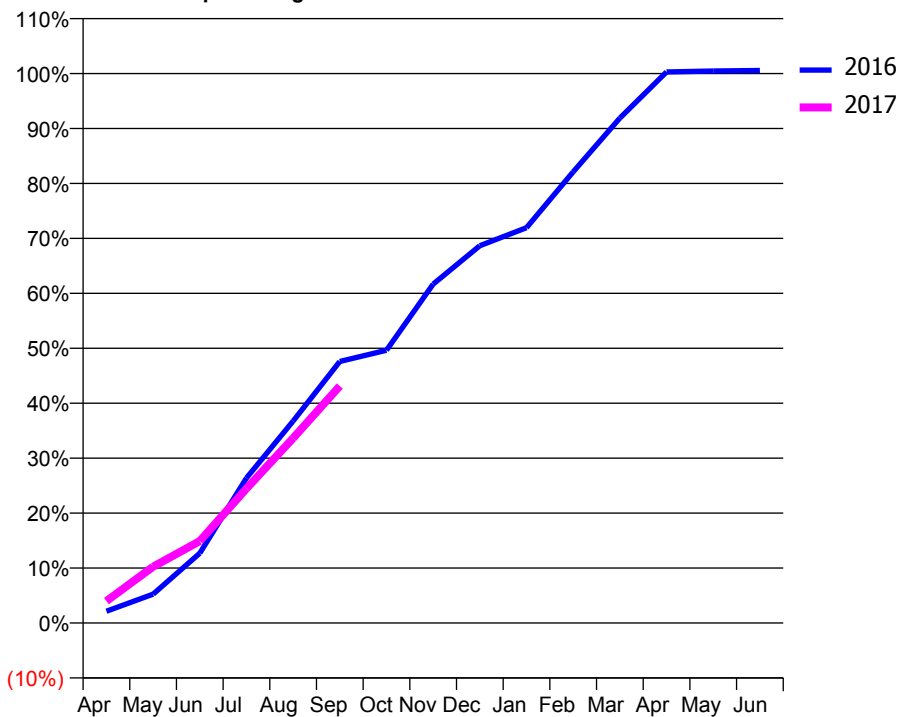
ACCESS*

Patients seen in 24 months	Total	Change since previous quarter
Quarter ending September 2015	3,657	
Quarter ending December 2015	3,703	→
Quarter ending March 2016	3,625	↓
Quarter ending June 2016	3,583	↓
Quarter ending September 2016	3,542	↓
Variance since September 2015	(3.1%)	↓



ACTIVITY

Cumulative percentage of contracted UDA delivered 2016 & 2017



Month	Adjusted Scheduled Activity (UDA)	
	2016	2017
April	150	300
May	369	769
June	892	1,120
July	1,850	1,839
August	2,577	2,527
September	3,338	3,240
October	3,480	
November	4,324	
December	4,815	
January	5,045	
February	5,757	
March	6,444	
April	7,032	
May	7,044	
June	7,051	

QUALITY

	Quantity	Base Number	Contract	AT	Region	England
% of FP17s for the same patient ID Re-attending within 3 months - Children	36	646	5.6%	11.4%	12.0%	12.4%
% of FP17s for the same patient ID Re-attending within 3 months - Adults	248	1,537	16.1%	14.8%	15.9%	16.7%
% of FP17s for the same patient ID Re-attending between 3 & 9 months - Children	245	646	37.9%	55.6%	58.6%	57.4%
% of FP17s for the same patient ID Re-attending between 3 & 9 months - Adults	464	1,537	30.2%	48.1%	51.6%	50.5%
% of FP17s for Band 1 Urgent Courses	173	1,622	10.7%	8.3%	8.0%	9.1%
% of FP17s Relating to Free Repair or Replacements	13	1,622	0.8%	0.7%	0.8%	0.8%
% of FP17s Relating to Continuations	37	1,622	2.3%	1.0%	1.3%	1.3%
% of Patients satisfied with the dentistry they have received	0	0	N/A	94.0%	93.1%	93.2%
% of Patients satisfied with the time they had to wait for an appointment	0	0	N/A	87.5%	89.1%	89.0%

* This is based on patients treated on this contract for their most recent course of treatment. Figures in italics indicate the base number of FP17s or Patient Questionnaire responses are less than 100. N/A is shown where the base number of responses is less than 10 during the period. % is calculated as Quantity/Base number*100

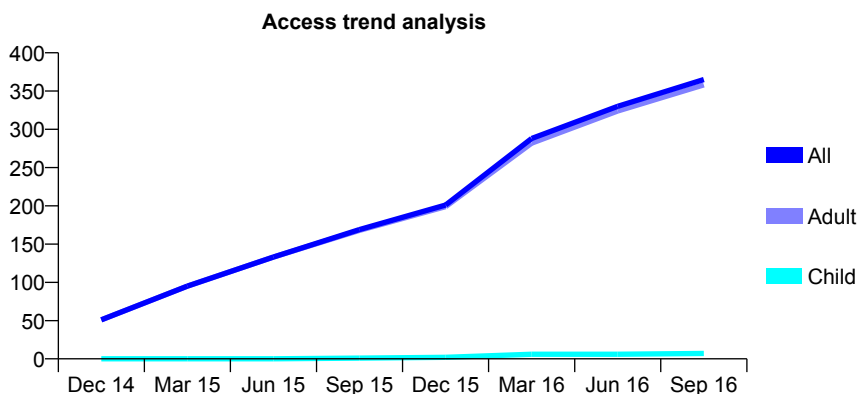
Q58 - Vital Signs At a Glance Contract Report for 939544/0002 - September 2016

Name or company name	MISS SS WADHWANI
Contract type name	PDS Contract
Purpose of contract	General
Contract start date	01/09/2014
Contract end date	31/08/2017

16/17 Contracted general activity (UDA)	856
Carry forward general activity (UDA)	0
16/17 Contracted orthodontic activity (UOA)	0
Carry forward orthodontic activity (UOA)	0
Baseline contract value	£34,683.30

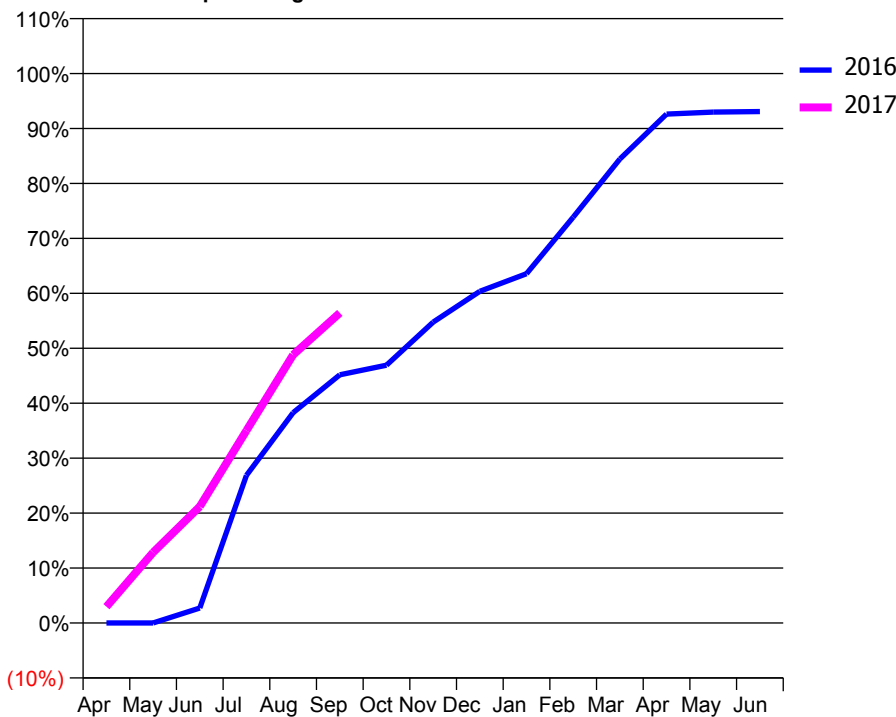
ACCESS*

Patients seen in 24 months	Total	Change since previous quarter
Quarter ending September 2015	169	
Quarter ending December 2015	201	↑
Quarter ending March 2016	288	↑
Quarter ending June 2016	330	↑
Quarter ending September 2016	365	↑
Variance since September 2015	116.0%	↑



ACTIVITY

Cumulative percentage of contracted UDA delivered 2016 & 2017



Month	Adjusted Scheduled Activity (UDA)	
	2016	2017
April	0	25
May	0	110
June	23	181
July	230	300
August	328	418
September	387	483
October	402	
November	469	
December	517	
January	544	
February	632	
March	723	
April	793	
May	796	
June	797	

QUALITY

	Quantity	Base Number	Contract	AT	Region	England
% of FP17s for the same patient ID Re-attending within 3 months - Children	0	5	0.0%	11.4%	12.0%	12.4%
% of FP17s for the same patient ID Re-attending within 3 months - Adults	28	231	12.1%	14.8%	15.9%	16.7%
% of FP17s for the same patient ID Re-attending between 3 & 9 months - Children	0	5	0.0%	55.6%	58.6%	57.4%
% of FP17s for the same patient ID Re-attending between 3 & 9 months - Adults	39	231	16.9%	48.1%	51.6%	50.5%
% of FP17s for Band 1 Urgent Courses	40	200	20.0%	8.3%	8.0%	9.1%
% of FP17s Relating to Free Repair or Replacements	0	200	0.0%	0.7%	0.8%	0.8%
% of FP17s Relating to Continuations	1	200	0.5%	1.0%	1.3%	1.3%
% of Patients satisfied with the dentistry they have received	0	1	N/A	94.0%	93.1%	93.2%
% of Patients satisfied with the time they had to wait for an appointment	0	1	N/A	87.5%	89.1%	89.0%

* This is based on patients treated on this contract for their most recent course of treatment. Figures in italics indicate the base number of FP17s or Patient Questionnaire responses are less than 100. N/A is shown where the base number of responses is less than 10 during the period. % is calculated as Quantity/Base number*100

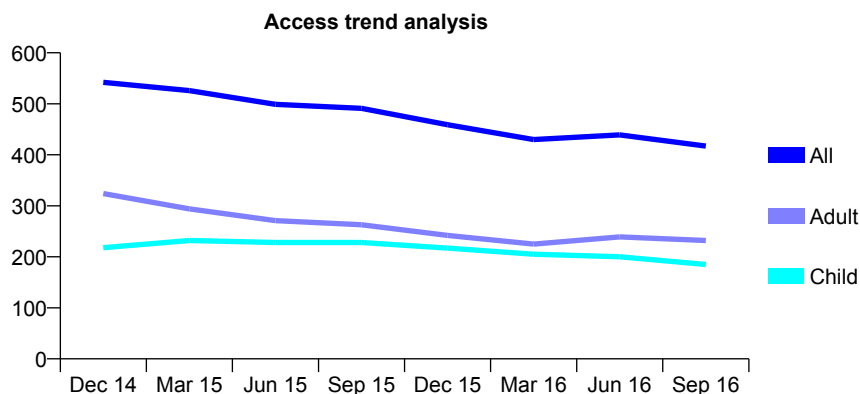
Q58 - Vital Signs At a Glance Contract Report for 940984/0001 - September 2016

Name or company name	MR NL SLACK
Contract type name	GDS Contract
Purpose of contract	General
Contract start date	01/04/2006
Contract end date	

16/17 Contracted general activity (UDA)	1,326
Carry forward general activity (UDA)	0
16/17 Contracted orthodontic activity (UOA)	0
Carry forward orthodontic activity (UOA)	0
Baseline contract value	£37,868.23

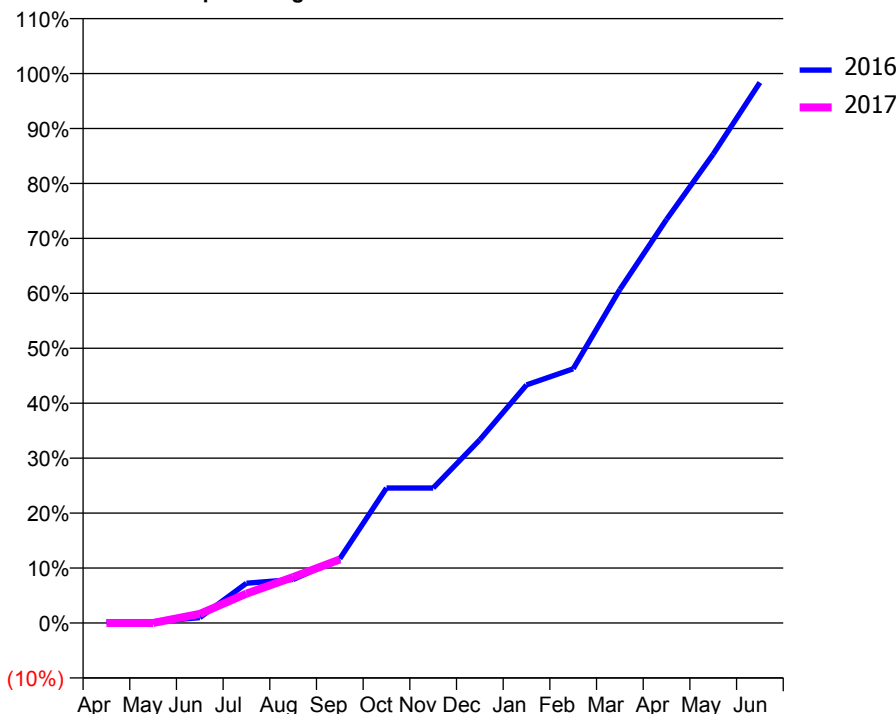
ACCESS*

Patients seen in 24 months	Total	Change since previous quarter
Quarter ending September 2015	491	
Quarter ending December 2015	459	↓
Quarter ending March 2016	430	↓
Quarter ending June 2016	439	↑
Quarter ending September 2016	417	↓
Variance since September 2015	(15.1%)	↓



ACTIVITY

Cumulative percentage of contracted UDA delivered 2016 & 2017



Adjusted Scheduled Activity (UDA)

Month	2016	2017
April	3	0
May	3	0
June	13	22
July	96	71
August	105	111
September	155	153
October	326	
November	326	
December	442	
January	574	
February	613	
March	805	
April	974	
May	1,131	
June	1,304	

QUALITY

	Quantity	Base Number	Contract	AT	Region	England
% of FP17s for the same patient ID Re-attending within 3 months - Children	5	143	3.5%	11.4%	12.0%	12.4%
% of FP17s for the same patient ID Re-attending within 3 months - Adults	11	114	9.6%	14.8%	15.9%	16.7%
% of FP17s for the same patient ID Re-attending between 3 & 9 months - Children	107	143	74.8%	55.6%	58.6%	57.4%
% of FP17s for the same patient ID Re-attending between 3 & 9 months - Adults	38	114	33.3%	48.1%	51.6%	50.5%
% of FP17s for Band 1 Urgent Courses	1	98	1.0%	8.3%	8.0%	9.1%
% of FP17s Relating to Free Repair or Replacements	0	98	0.0%	0.7%	0.8%	0.8%
% of FP17s Relating to Continuations	0	98	0.0%	1.0%	1.3%	1.3%
% of Patients satisfied with the dentistry they have received	0	0	N/A	94.0%	93.1%	93.2%
% of Patients satisfied with the time they had to wait for an appointment	0	0	N/A	87.5%	89.1%	89.0%

* This is based on patients treated on this contract for their most recent course of treatment. Figures in italics indicate the base number of FP17s or Patient Questionnaire responses are less than 100. N/A is shown where the base number of responses is less than 10 during the period. % is calculated as Quantity/Base number*100

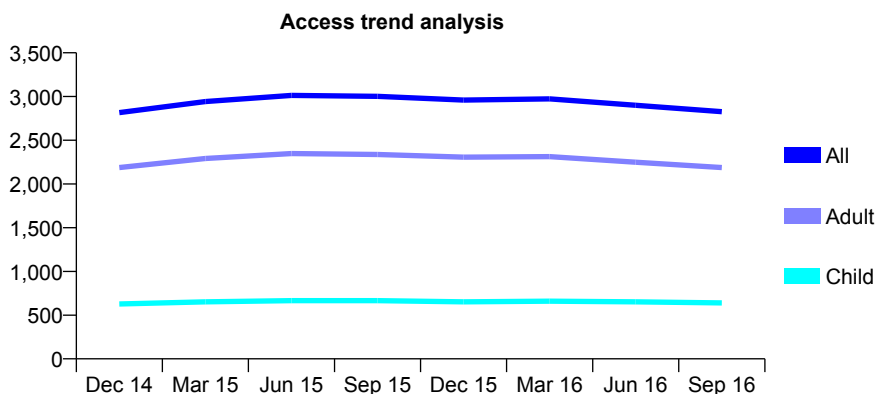
Q58 - Vital Signs At a Glance Contract Report for 941034/0001 - September 2016

Name or company name	MR AM BHIMANI
Contract type name	GDS Contract
Purpose of contract	General
Contract start date	12/08/2013
Contract end date	

16/17 Contracted general activity (UDA)	10,085
Carry forward general activity (UDA)	0
16/17 Contracted orthodontic activity (UOA)	0
Carry forward orthodontic activity (UOA)	0
Baseline contract value	£254,742.26

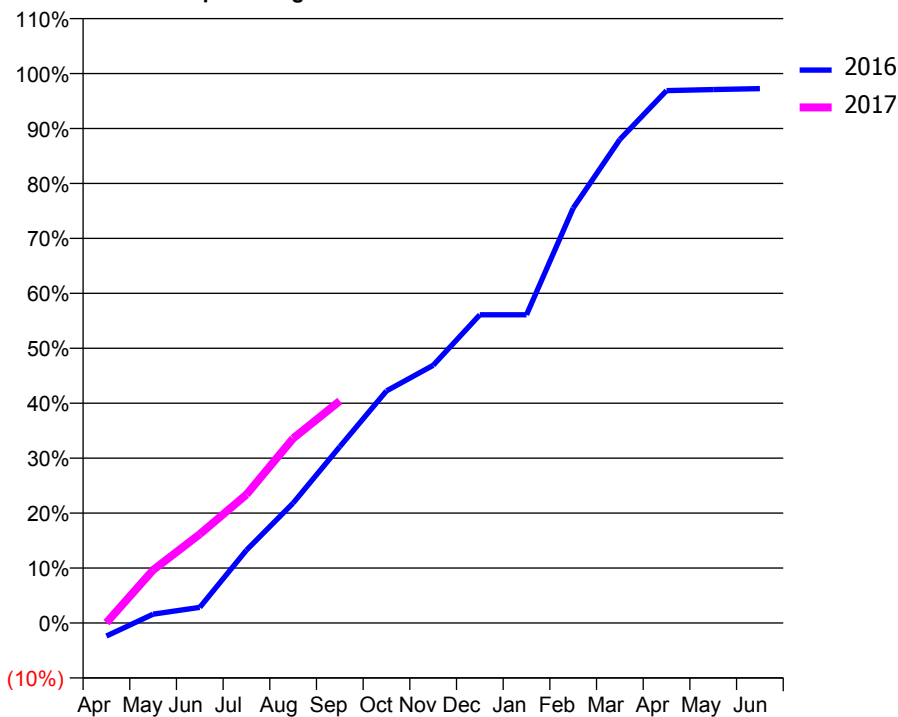
ACCESS*

Patients seen in 24 months	Total	Change since previous quarter
Quarter ending September 2015	3,002	
Quarter ending December 2015	2,959	↓
Quarter ending March 2016	2,973	→
Quarter ending June 2016	2,900	↓
Quarter ending September 2016	2,827	↓
Variance since September 2015	(5.8%)	↓



ACTIVITY

Cumulative percentage of contracted UDA delivered 2016 & 2017



Adjusted Scheduled Activity (UDA)

Month	2016	2017
April	-240	6
May	164	973
June	287	1,632
July	1,337	2,359
August	2,202	3,388
September	3,237	4,075
October	4,261	
November	4,730	
December	5,656	
January	5,656	
February	7,615	
March	8,875	
April	9,771	
May	9,791	
June	9,808	

QUALITY

	Quantity	Base Number	Contract	AT	Region	England
% of FP17s for the same patient ID Re-attending within 3 months - Children	35	405	8.6%	11.4%	12.0%	12.4%
% of FP17s for the same patient ID Re-attending within 3 months - Adults	226	1,348	16.8%	14.8%	15.9%	16.7%
% of FP17s for the same patient ID Re-attending between 3 & 9 months - Children	82	405	20.2%	55.6%	58.6%	57.4%
% of FP17s for the same patient ID Re-attending between 3 & 9 months - Adults	395	1,348	29.3%	48.1%	51.6%	50.5%
% of FP17s for Band 1 Urgent Courses	175	1,541	11.4%	8.3%	8.0%	9.1%
% of FP17s Relating to Free Repair or Replacements	30	1,541	1.9%	0.7%	0.8%	0.8%
% of FP17s Relating to Continuations	12	1,541	0.8%	1.0%	1.3%	1.3%
% of Patients satisfied with the dentistry they have received	7	7	N/A	94.0%	93.1%	93.2%
% of Patients satisfied with the time they had to wait for an appointment	7	7	N/A	87.5%	89.1%	89.0%

* This is based on patients treated on this contract for their most recent course of treatment. Figures in italics indicate the base number of FP17s or Patient Questionnaire responses are less than 100. N/A is shown where the base number of responses is less than 10 during the period. % is calculated as Quantity/Base number*100

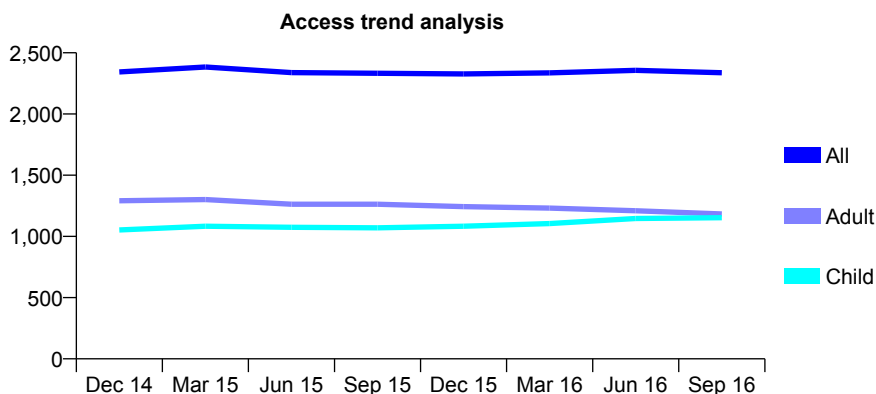
Q58 - Vital Signs At a Glance Contract Report for 943959/0001 - September 2016

Name or company name	MR K THANKI
Contract type name	GDS Contract
Purpose of contract	General
Contract start date	01/04/2006
Contract end date	

16/17 Contracted general activity (UDA)	10,870
Carry forward general activity (UDA)	0
16/17 Contracted orthodontic activity (UOA)	0
Carry forward orthodontic activity (UOA)	0
Baseline contract value	£353,904.04

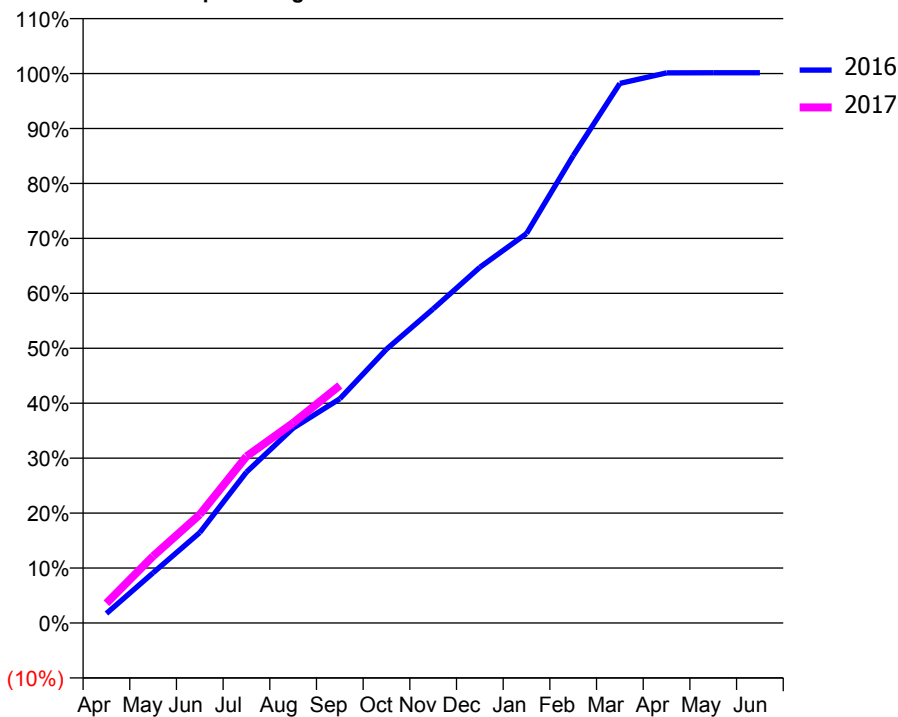
ACCESS*

Patients seen in 24 months	Total	Change since previous quarter
Quarter ending September 2015	2,333	
Quarter ending December 2015	2,327	→
Quarter ending March 2016	2,336	→
Quarter ending June 2016	2,357	→
Quarter ending September 2016	2,337	→
Variance since September 2015	0.2%	→



ACTIVITY

Cumulative percentage of contracted UDA delivered 2016 & 2017



Adjusted Scheduled Activity (UDA)

Month	2016	2017
April	188	391
May	994	1,323
June	1,791	2,146
July	2,985	3,296
August	3,856	3,958
September	4,436	4,700
October	5,418	
November	6,214	
December	7,036	
January	7,703	
February	9,245	
March	10,674	
April	10,883	
May	10,884	
June	10,884	

QUALITY

	Quantity	Base Number	Contract	AT	Region	England
% of FP17s for the same patient ID Re-attending within 3 months - Children	51	857	6.0%	11.4%	12.0%	12.4%
% of FP17s for the same patient ID Re-attending within 3 months - Adults	121	714	16.9%	14.8%	15.9%	16.7%
% of FP17s for the same patient ID Re-attending between 3 & 9 months - Children	531	857	62.0%	55.6%	58.6%	57.4%
% of FP17s for the same patient ID Re-attending between 3 & 9 months - Adults	441	714	61.8%	48.1%	51.6%	50.5%
% of FP17s for Band 1 Urgent Courses	45	1,540	2.9%	8.3%	8.0%	9.1%
% of FP17s Relating to Free Repair or Replacements	2	1,540	0.1%	0.7%	0.8%	0.8%
% of FP17s Relating to Continuations	5	1,540	0.3%	1.0%	1.3%	1.3%
% of Patients satisfied with the dentistry they have received	1	1	N/A	94.0%	93.1%	93.2%
% of Patients satisfied with the time they had to wait for an appointment	1	1	N/A	87.5%	89.1%	89.0%

* This is based on patients treated on this contract for their most recent course of treatment. Figures in italics indicate the base number of FP17s or Patient Questionnaire responses are less than 100. N/A is shown where the base number of responses is less than 10 during the period. % is calculated as Quantity/Base number*100

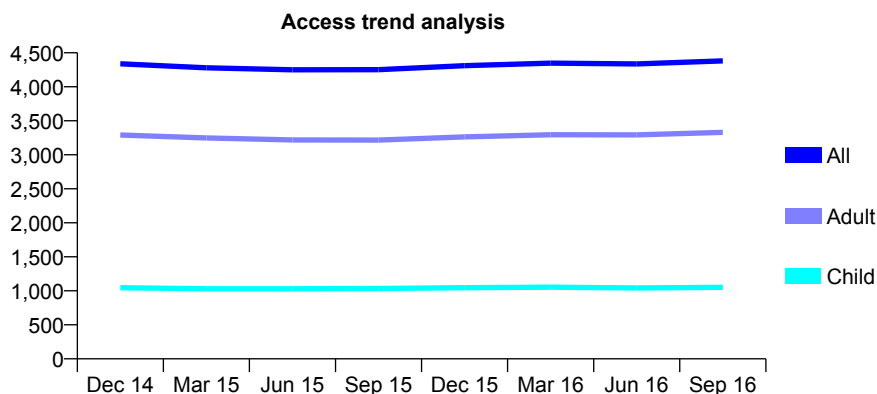
Q58 - Vital Signs At a Glance Contract Report for 946656/0002 - September 2016

Name or company name	MR GS LIDDER
Contract type name	GDS Contract
Purpose of contract	General
Contract start date	22/12/2007
Contract end date	

16/17 Contracted general activity (UDA)	10,493
Carry forward general activity (UDA)	0
16/17 Contracted orthodontic activity (UOA)	0
Carry forward orthodontic activity (UOA)	0
Baseline contract value	£358,969.20

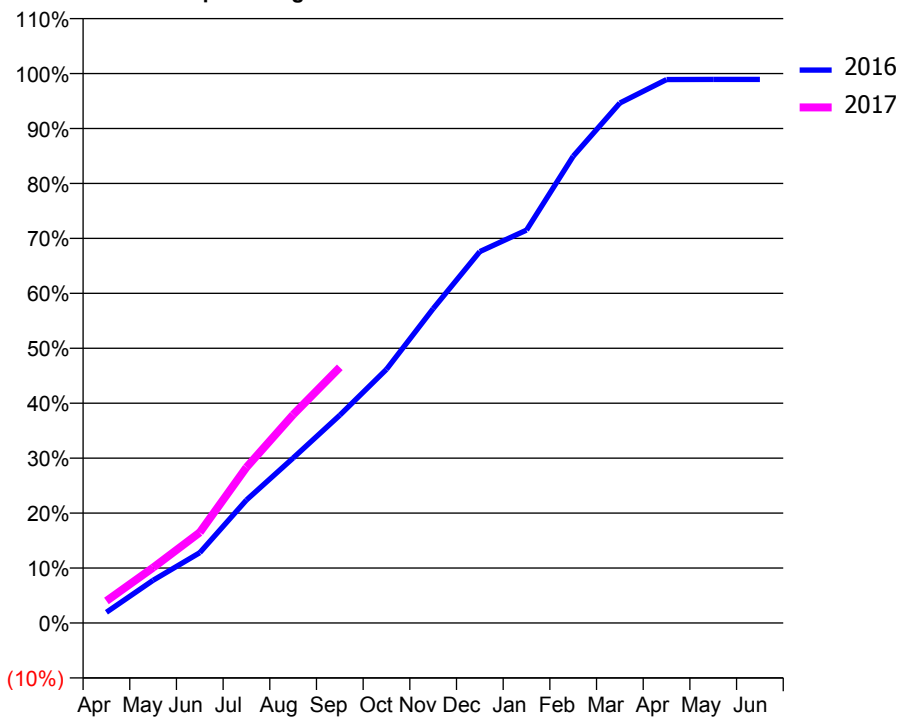
ACCESS*

Patients seen in 24 months	Total	Change since previous quarter
Quarter ending September 2015	4,251	
Quarter ending December 2015	4,311	→
Quarter ending March 2016	4,349	→
Quarter ending June 2016	4,336	→
Quarter ending September 2016	4,381	→
Variance since September 2015	3.1%	↑



ACTIVITY

Cumulative percentage of contracted UDA delivered 2016 & 2017



Month	Adjusted Scheduled Activity (UDA)	
	2016	2017
April	205	422
May	816	1,059
June	1,342	1,731
July	2,349	2,973
August	3,152	3,980
September	3,969	4,882
October	4,845	
November	6,002	
December	7,092	
January	7,502	
February	8,913	
March	9,929	
April	10,376	
May	10,379	
June	10,380	

QUALITY

	Quantity	Base Number	Contract	AT	Region	England
% of FP17s for the same patient ID Re-attending within 3 months - Children	53	773	6.9%	11.4%	12.0%	12.4%
% of FP17s for the same patient ID Re-attending within 3 months - Adults	355	2,166	16.4%	14.8%	15.9%	16.7%
% of FP17s for the same patient ID Re-attending between 3 & 9 months - Children	403	773	52.1%	55.6%	58.6%	57.4%
% of FP17s for the same patient ID Re-attending between 3 & 9 months - Adults	1,109	2,166	51.2%	48.1%	51.6%	50.5%
% of FP17s for Band 1 Urgent Courses	215	2,329	9.2%	8.3%	8.0%	9.1%
% of FP17s Relating to Free Repair or Replacements	27	2,329	1.2%	0.7%	0.8%	0.8%
% of FP17s Relating to Continuations	22	2,329	0.9%	1.0%	1.3%	1.3%
% of Patients satisfied with the dentistry they have received	4	5	N/A	94.0%	93.1%	93.2%
% of Patients satisfied with the time they had to wait for an appointment	5	5	N/A	87.5%	89.1%	89.0%

* This is based on patients treated on this contract for their most recent course of treatment. Figures in italics indicate the base number of FP17s or Patient Questionnaire responses are less than 100. N/A is shown where the base number of responses is less than 10 during the period. % is calculated as Quantity/Base number*100

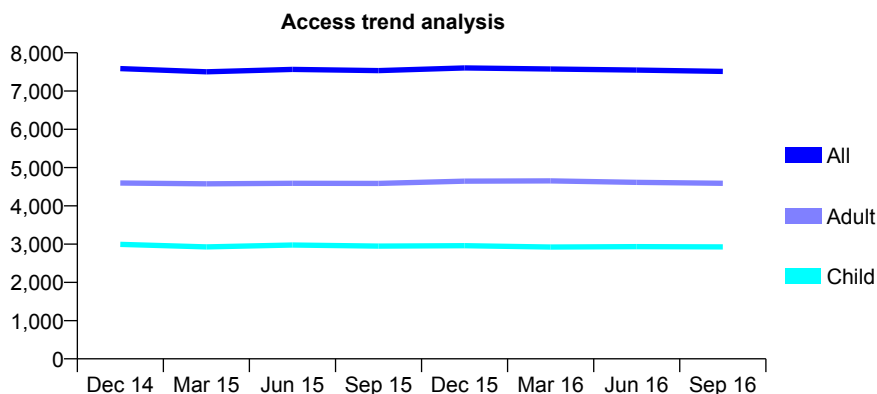
Q58 - Vital Signs At a Glance Contract Report for 946931/0001 - September 2016

Name or company name	All Smiles Dental Care
Contract type name	GDS Contract
Purpose of contract	General
Contract start date	01/04/2006
Contract end date	

16/17 Contracted general activity (UDA)	15,649
Carry forward general activity (UDA)	0
16/17 Contracted orthodontic activity (UOA)	0
Carry forward orthodontic activity (UOA)	0
Baseline contract value	£416,497.38

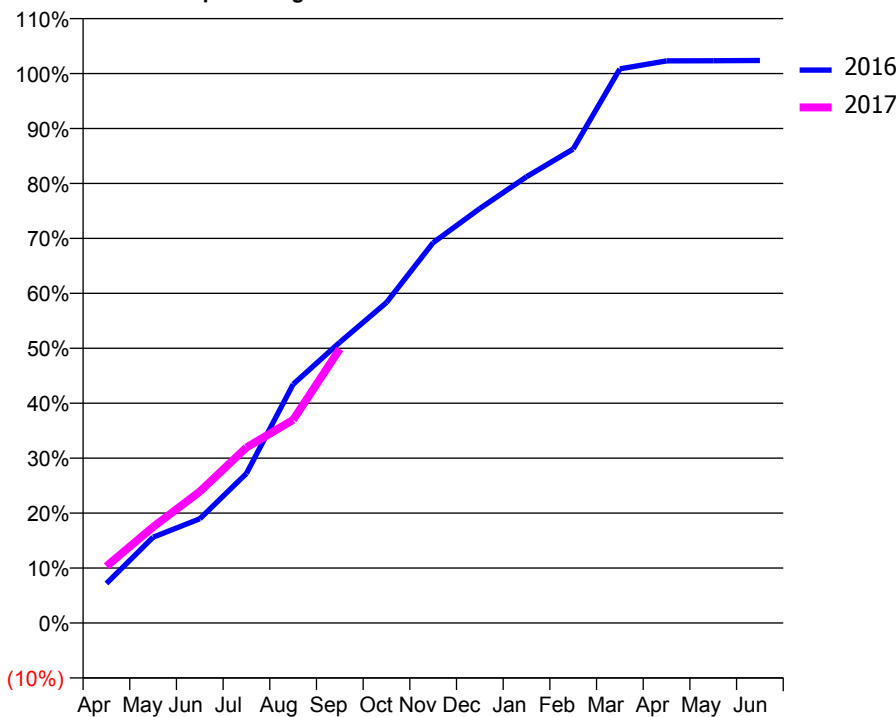
ACCESS*

Patients seen in 24 months	Total	Change since previous quarter
Quarter ending September 2015	7,536	
Quarter ending December 2015	7,605	→
Quarter ending March 2016	7,575	→
Quarter ending June 2016	7,548	→
Quarter ending September 2016	7,515	→
Variance since September 2015	(0.3%)	→



ACTIVITY

Cumulative percentage of contracted UDA delivered 2016 & 2017



Month	Adjusted Scheduled Activity (UDA)	
	2016	2017
April	1,124	1,616
May	2,443	2,735
June	2,969	3,742
July	4,257	5,000
August	6,798	5,787
September	7,996	7,807
October	9,129	
November	10,831	
December	11,804	
January	12,707	
February	13,500	
March	15,779	
April	16,007	
May	16,013	
June	16,019	

QUALITY

	Quantity	Base Number	Contract	AT	Region	England
% of FP17s for the same patient ID Re-attending within 3 months - Children	128	2,356	5.4%	11.4%	12.0%	12.4%
% of FP17s for the same patient ID Re-attending within 3 months - Adults	330	3,195	10.3%	14.8%	15.9%	16.7%
% of FP17s for the same patient ID Re-attending between 3 & 9 months - Children	1,542	2,356	65.4%	55.6%	58.6%	57.4%
% of FP17s for the same patient ID Re-attending between 3 & 9 months - Adults	1,828	3,195	57.2%	48.1%	51.6%	50.5%
% of FP17s for Band 1 Urgent Courses	326	5,398	6.0%	8.3%	8.0%	9.1%
% of FP17s Relating to Free Repair or Replacements	4	5,398	0.1%	0.7%	0.8%	0.8%
% of FP17s Relating to Continuations	29	5,398	0.5%	1.0%	1.3%	1.3%
% of Patients satisfied with the dentistry they have received	8	8	N/A	94.0%	93.1%	93.2%
% of Patients satisfied with the time they had to wait for an appointment	5	8	N/A	87.5%	89.1%	89.0%

* This is based on patients treated on this contract for their most recent course of treatment. Figures in italics indicate the base number of FP17s or Patient Questionnaire responses are less than 100. N/A is shown where the base number of responses is less than 10 during the period. % is calculated as Quantity/Base number*100

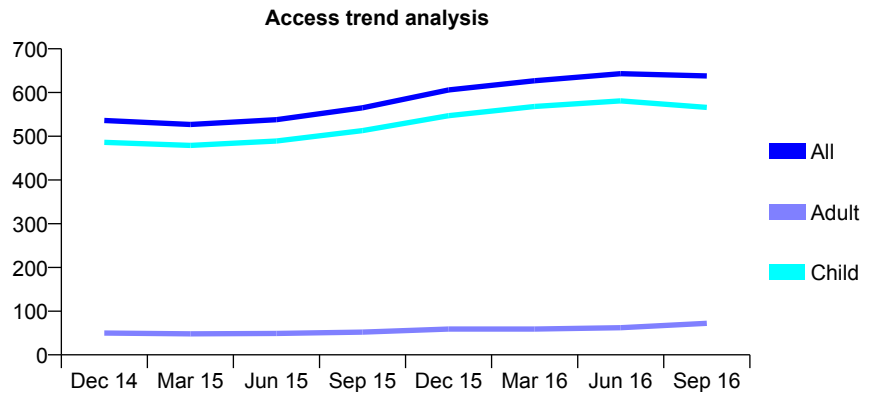
Q58 - Vital Signs At a Glance Contract Report for 951056/0001 - September 2016

Name or company name	MRS AW JESSOP
Contract type name	GDS Contract
Purpose of contract	General
Contract start date	01/04/2006
Contract end date	

16/17 Contracted general activity (UDA)	980
Carry forward general activity (UDA)	0
16/17 Contracted orthodontic activity (UOA)	0
Carry forward orthodontic activity (UOA)	0
Baseline contract value	£24,964.06

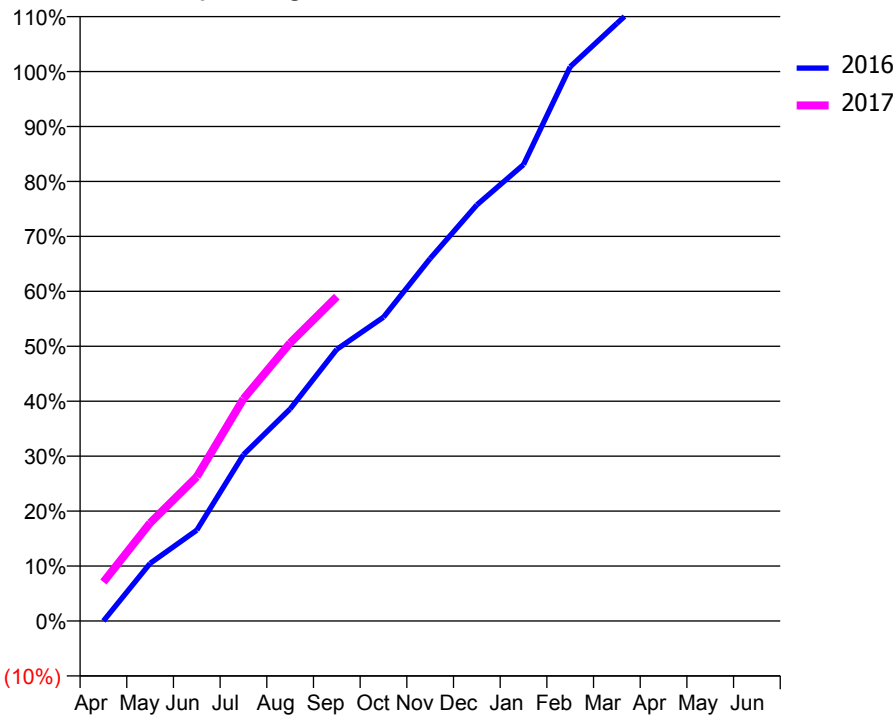
ACCESS*

Patients seen in 24 months	Total	Change since previous quarter
Quarter ending September 2015	565	
Quarter ending December 2015	606	↑
Quarter ending March 2016	627	↑
Quarter ending June 2016	643	↑
Quarter ending September 2016	638	→
Variance since September 2015	12.9%	↑



ACTIVITY

Cumulative percentage of contracted UDA delivered 2016 & 2017



Month	Adjusted Scheduled Activity (UDA)	
	2016	2017
April	0	70
May	103	175
June	162	257
July	297	396
August	378	496
September	485	579
October	542	
November	646	
December	742	
January	814	
February	989	
March	1,066	
April	1,141	
May	1,141	
June	1,141	

QUALITY

	Quantity	Base Number	Contract	AT	Region	England
% of FP17s for the same patient ID Re-attending within 3 months - Children	28	474	5.9%	11.4%	12.0%	12.4%
% of FP17s for the same patient ID Re-attending within 3 months - Adults	0	0	N/A	14.8%	15.9%	16.7%
% of FP17s for the same patient ID Re-attending between 3 & 9 months - Children	276	474	58.2%	55.6%	58.6%	57.4%
% of FP17s for the same patient ID Re-attending between 3 & 9 months - Adults	0	0	N/A	48.1%	51.6%	50.5%
% of FP17s for Band 1 Urgent Courses	23	417	5.5%	8.3%	8.0%	9.1%
% of FP17s Relating to Free Repair or Replacements	0	417	0.0%	0.7%	0.8%	0.8%
% of FP17s Relating to Continuations	3	417	0.7%	1.0%	1.3%	1.3%
% of Patients satisfied with the dentistry they have received	0	0	N/A	94.0%	93.1%	93.2%
% of Patients satisfied with the time they had to wait for an appointment	0	0	N/A	87.5%	89.1%	89.0%

* This is based on patients treated on this contract for their most recent course of treatment. Figures in italics indicate the base number of FP17s or Patient Questionnaire responses are less than 100. N/A is shown where the base number of responses is less than 10 during the period. % is calculated as Quantity/Base number*100

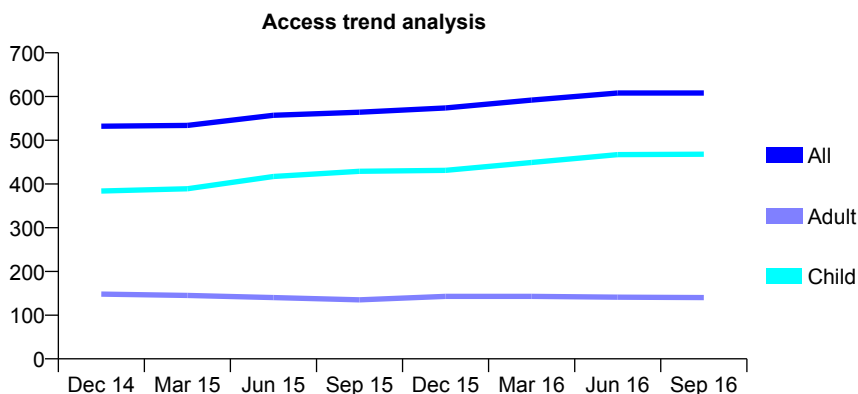
Q58 - Vital Signs At a Glance Contract Report for 952451/0001 - September 2016

Name or company name	MISS D GANGULI
Contract type name	GDS Contract
Purpose of contract	General
Contract start date	01/12/2010
Contract end date	

16/17 Contracted general activity (UDA)	1,146
Carry forward general activity (UDA)	0
16/17 Contracted orthodontic activity (UOA)	0
Carry forward orthodontic activity (UOA)	0
Baseline contract value	£31,516.56

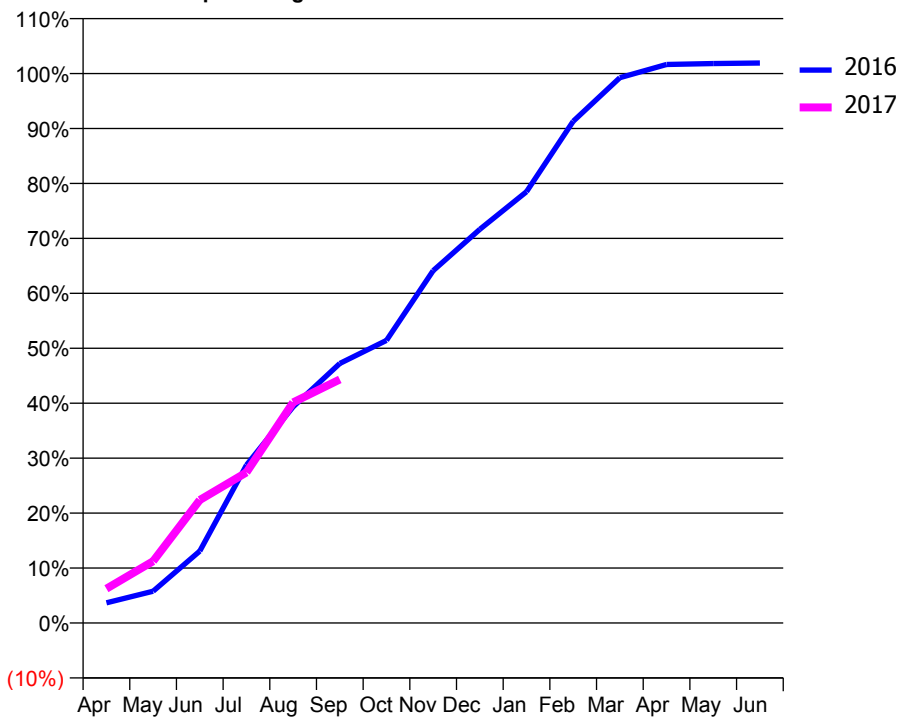
ACCESS*

Patients seen in 24 months	Total	Change since previous quarter
Quarter ending September 2015	564	
Quarter ending December 2015	574	→
Quarter ending March 2016	592	↑
Quarter ending June 2016	608	↑
Quarter ending September 2016	608	→
Variance since September 2015	7.8%	↑



ACTIVITY

Cumulative percentage of contracted UDA delivered 2016 & 2017



Adjusted Scheduled Activity (UDA)

Month	2016	2017
April	42	72
May	66	129
June	150	257
July	329	314
August	451	460
September	541	508
October	589	
November	735	
December	821	
January	900	
February	1,046	
March	1,137	
April	1,165	
May	1,167	
June	1,168	

QUALITY

	Quantity	Base Number	Contract	AT	Region	England
% of FP17s for the same patient ID Re-attending within 3 months - Children	23	328	7.0%	11.4%	12.0%	12.4%
% of FP17s for the same patient ID Re-attending within 3 months - Adults	14	61	23.0%	14.8%	15.9%	16.7%
% of FP17s for the same patient ID Re-attending between 3 & 9 months - Children	179	328	54.6%	55.6%	58.6%	57.4%
% of FP17s for the same patient ID Re-attending between 3 & 9 months - Adults	28	61	45.9%	48.1%	51.6%	50.5%
% of FP17s for Band 1 Urgent Courses	15	349	4.3%	8.3%	8.0%	9.1%
% of FP17s Relating to Free Repair or Replacements	1	349	0.3%	0.7%	0.8%	0.8%
% of FP17s Relating to Continuations	0	349	0.0%	1.0%	1.3%	1.3%
% of Patients satisfied with the dentistry they have received	0	0	N/A	94.0%	93.1%	93.2%
% of Patients satisfied with the time they had to wait for an appointment	0	0	N/A	87.5%	89.1%	89.0%

* This is based on patients treated on this contract for their most recent course of treatment. Figures in italics indicate the base number of FP17s or Patient Questionnaire responses are less than 100. N/A is shown where the base number of responses is less than 10 during the period. % is calculated as Quantity/Base number*100

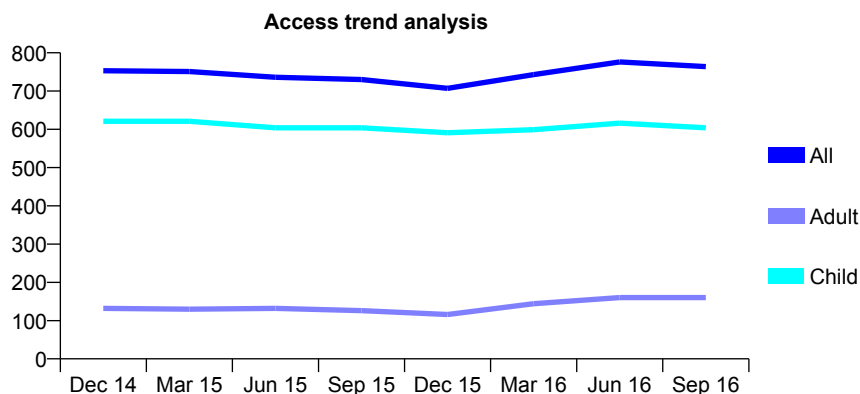
Q58 - Vital Signs At a Glance Contract Report for 960845/0001 - September 2016

Name or company name	MR K SAEED
Contract type name	GDS Contract
Purpose of contract	General
Contract start date	05/02/2008
Contract end date	

16/17 Contracted general activity (UDA)	1,938
Carry forward general activity (UDA)	0
16/17 Contracted orthodontic activity (UOA)	0
Carry forward orthodontic activity (UOA)	0
Baseline contract value	£41,927.52

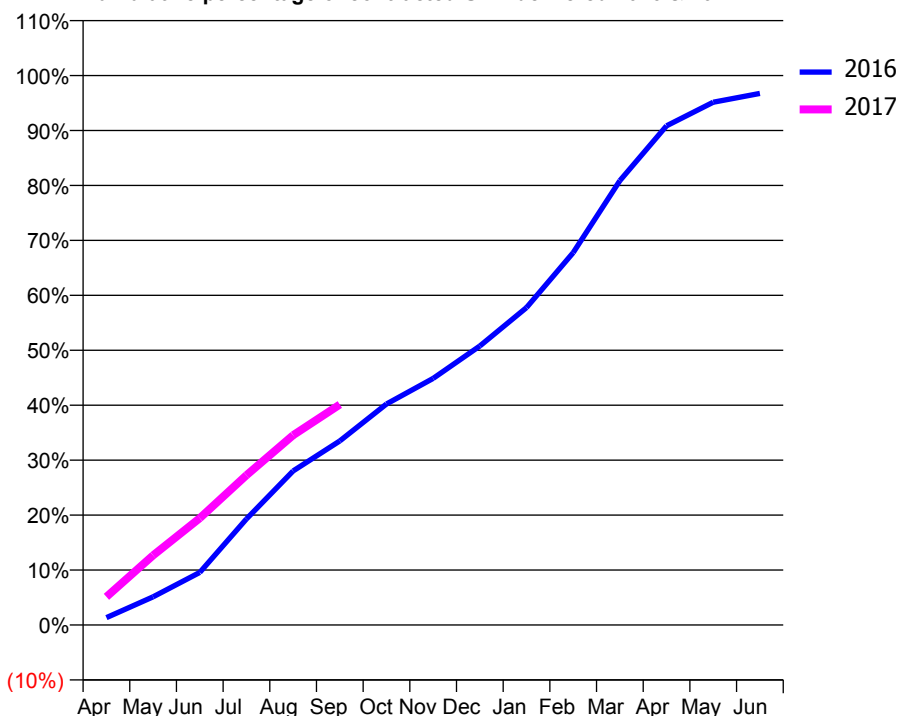
ACCESS*

Patients seen in 24 months	Total	Change since previous quarter
Quarter ending September 2015	730	
Quarter ending December 2015	707	↓
Quarter ending March 2016	743	↑
Quarter ending June 2016	776	↑
Quarter ending September 2016	764	↓
Variance since September 2015	4.7%	↑



ACTIVITY

Cumulative percentage of contracted UDA delivered 2016 & 2017



Month	Adjusted Scheduled Activity (UDA)	
	2016	2017
April	26	100
May	99	246
June	186	377
July	374	528
August	543	670
September	649	778
October	779	
November	870	
December	984	
January	1,120	
February	1,313	
March	1,567	
April	1,761	
May	1,844	
June	1,875	

QUALITY

	Quantity	Base Number	Contract	AT	Region	England
% of FP17s for the same patient ID Re-attending within 3 months - Children	33	435	7.6%	11.4%	12.0%	12.4%
% of FP17s for the same patient ID Re-attending within 3 months - Adults	4	91	4.4%	14.8%	15.9%	16.7%
% of FP17s for the same patient ID Re-attending between 3 & 9 months - Children	244	435	56.1%	55.6%	58.6%	57.4%
% of FP17s for the same patient ID Re-attending between 3 & 9 months - Adults	38	91	41.8%	48.1%	51.6%	50.5%
% of FP17s for Band 1 Urgent Courses	18	414	4.3%	8.3%	8.0%	9.1%
% of FP17s Relating to Free Repair or Replacements	0	414	0.0%	0.7%	0.8%	0.8%
% of FP17s Relating to Continuations	0	414	0.0%	1.0%	1.3%	1.3%
% of Patients satisfied with the dentistry they have received	1	1	N/A	94.0%	93.1%	93.2%
% of Patients satisfied with the time they had to wait for an appointment	1	1	N/A	87.5%	89.1%	89.0%

* This is based on patients treated on this contract for their most recent course of treatment. Figures in italics indicate the base number of FP17s or Patient Questionnaire responses are less than 100. N/A is shown where the base number of responses is less than 10 during the period. % is calculated as Quantity/Base number*100

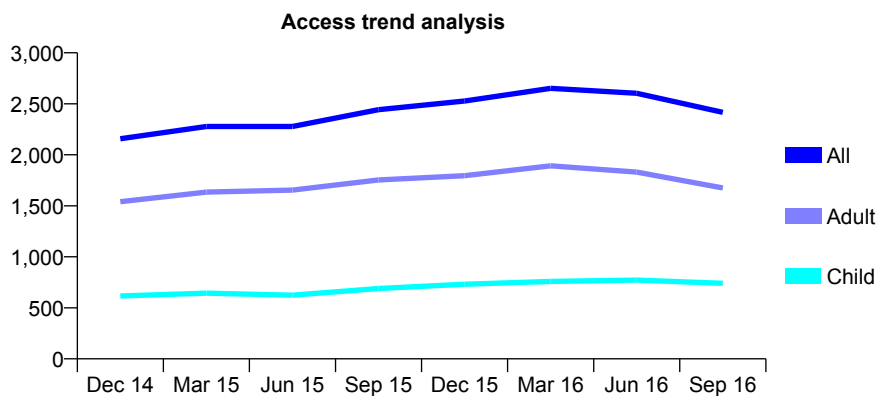
Q58 - Vital Signs At a Glance Contract Report for 963577/0001 - September 2016

Name or company name	MR VB SHAH
Contract type name	GDS Contract
Purpose of contract	General
Contract start date	01/05/2011
Contract end date	

16/17 Contracted general activity (UDA)	8,207
Carry forward general activity (UDA)	0
16/17 Contracted orthodontic activity (UOA)	0
Carry forward orthodontic activity (UOA)	0
Baseline contract value	£203,171.10

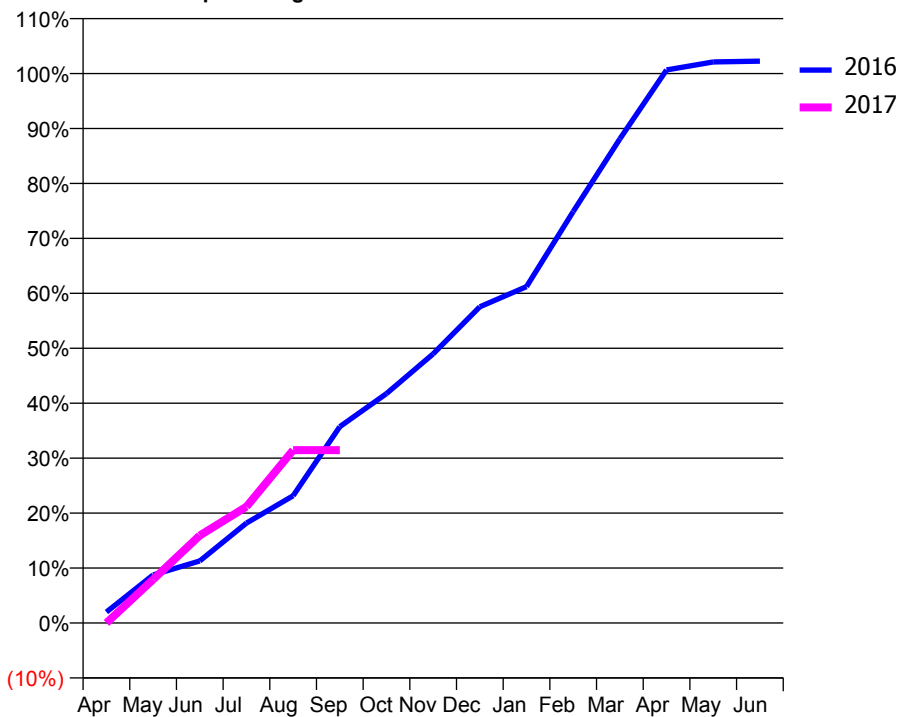
ACCESS*

Patients seen in 24 months	Total	Change since previous quarter
Quarter ending September 2015	2,443	
Quarter ending December 2015	2,527	↑
Quarter ending March 2016	2,651	↑
Quarter ending June 2016	2,603	↓
Quarter ending September 2016	2,416	↓
Variance since September 2015	(1.1%)	↓



ACTIVITY

Cumulative percentage of contracted UDA delivered 2016 & 2017



Month	Adjusted Scheduled Activity (UDA)	
	2016	2017
April	164	0
May	718	649
June	927	1,307
July	1,492	1,737
August	1,902	2,583
September	2,933	2,583
October	3,426	
November	4,020	
December	4,724	
January	5,023	
February	6,145	
March	7,231	
April	8,260	
May	8,379	
June	8,391	

QUALITY

	Quantity	Base Number	Contract	AT	Region	England
% of FP17s for the same patient ID Re-attending within 3 months - Children	25	414	6.0%	11.4%	12.0%	12.4%
% of FP17s for the same patient ID Re-attending within 3 months - Adults	141	871	16.2%	14.8%	15.9%	16.7%
% of FP17s for the same patient ID Re-attending between 3 & 9 months - Children	169	414	40.8%	55.6%	58.6%	57.4%
% of FP17s for the same patient ID Re-attending between 3 & 9 months - Adults	311	871	35.7%	48.1%	51.6%	50.5%
% of FP17s for Band 1 Urgent Courses	169	1,032	16.4%	8.3%	8.0%	9.1%
% of FP17s Relating to Free Repair or Replacements	10	1,032	1.0%	0.7%	0.8%	0.8%
% of FP17s Relating to Continuations	2	1,032	0.2%	1.0%	1.3%	1.3%
% of Patients satisfied with the dentistry they have received	6	7	N/A	94.0%	93.1%	93.2%
% of Patients satisfied with the time they had to wait for an appointment	5	7	N/A	87.5%	89.1%	89.0%

* This is based on patients treated on this contract for their most recent course of treatment. Figures in italics indicate the base number of FP17s or Patient Questionnaire responses are less than 100. N/A is shown where the base number of responses is less than 10 during the period. % is calculated as Quantity/Base number*100

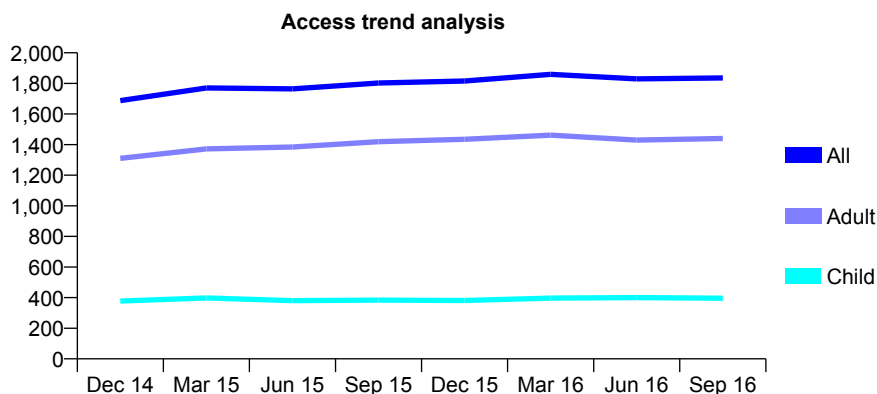
Q58 - Vital Signs At a Glance Contract Report for 963623/0001 - September 2016

Name or company name	MRS FD AIMEY
Contract type name	GDS Contract
Purpose of contract	General
Contract start date	02/10/2006
Contract end date	

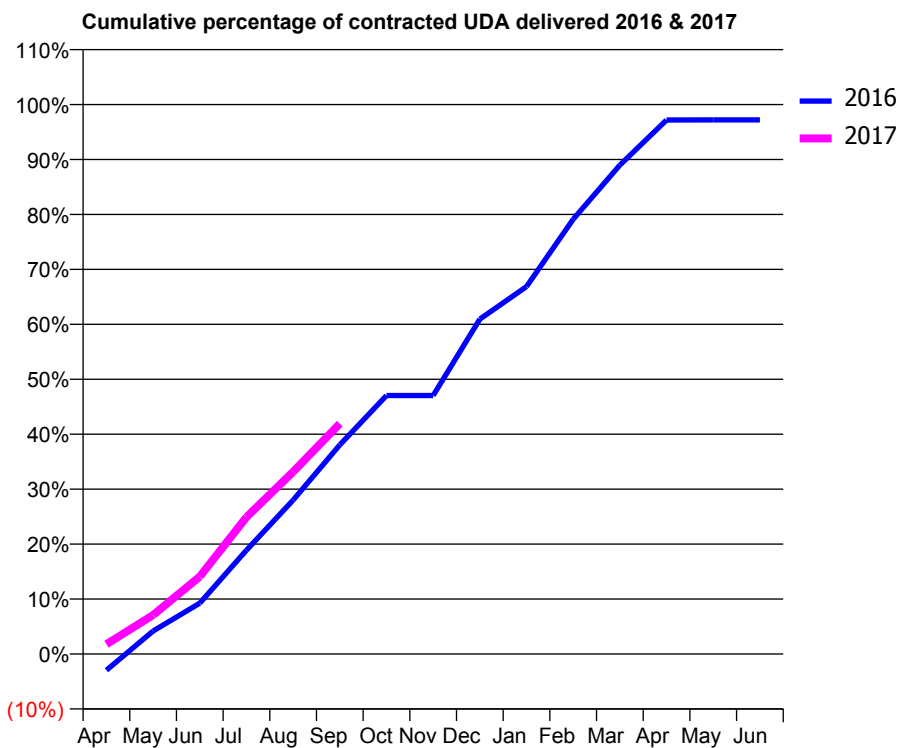
16/17 Contracted general activity (UDA)	5,625
Carry forward general activity (UDA)	0
16/17 Contracted orthodontic activity (UOA)	0
Carry forward orthodontic activity (UOA)	0
Baseline contract value	£137,807.12

ACCESS*

Patients seen in 24 months	Total	Change since previous quarter
Quarter ending September 2015	1,803	
Quarter ending December 2015	1,816	→
Quarter ending March 2016	1,859	↑
Quarter ending June 2016	1,830	↓
Quarter ending September 2016	1,836	→
Variance since September 2015	1.8%	→



ACTIVITY



Month	Adjusted Scheduled Activity (UDA)	
	2016	2017
April	-167	100
May	235	399
June	521	792
July	1,062	1,402
August	1,576	1,865
September	2,141	2,358
October	2,646	
November	2,646	
December	3,428	
January	3,762	
February	4,451	
March	5,005	
April	5,466	
May	5,467	
June	5,467	

QUALITY

	Quantity	Base Number	Contract	AT	Region	England
% of FP17s for the same patient ID Re-attending within 3 months - Children	18	260	6.9%	11.4%	12.0%	12.4%
% of FP17s for the same patient ID Re-attending within 3 months - Adults	171	847	20.2%	14.8%	15.9%	16.7%
% of FP17s for the same patient ID Re-attending between 3 & 9 months - Children	118	260	45.4%	55.6%	58.6%	57.4%
% of FP17s for the same patient ID Re-attending between 3 & 9 months - Adults	263	847	31.1%	48.1%	51.6%	50.5%
% of FP17s for Band 1 Urgent Courses	152	965	15.8%	8.3%	8.0%	9.1%
% of FP17s Relating to Free Repair or Replacements	7	965	0.7%	0.7%	0.8%	0.8%
% of FP17s Relating to Continuations	9	965	0.9%	1.0%	1.3%	1.3%
% of Patients satisfied with the dentistry they have received	0	0	N/A	94.0%	93.1%	93.2%
% of Patients satisfied with the time they had to wait for an appointment	0	0	N/A	87.5%	89.1%	89.0%

* This is based on patients treated on this contract for their most recent course of treatment. Figures in italics indicate the base number of FP17s or Patient Questionnaire responses are less than 100. N/A is shown where the base number of responses is less than 10 during the period. % is calculated as Quantity/Base number*100

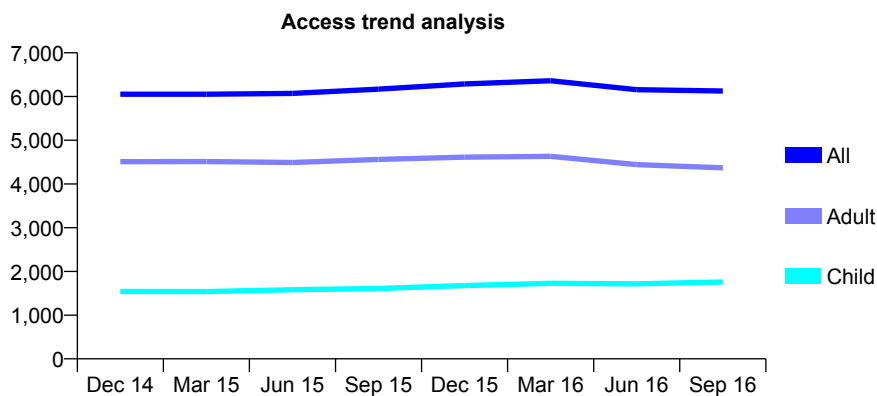
Q58 - Vital Signs At a Glance Contract Report for 967319/0002 - September 2016

Name or company name	MR RK SIVASUBRAMANIAN
Contract type name	GDS Contract
Purpose of contract	General
Contract start date	01/08/2010
Contract end date	

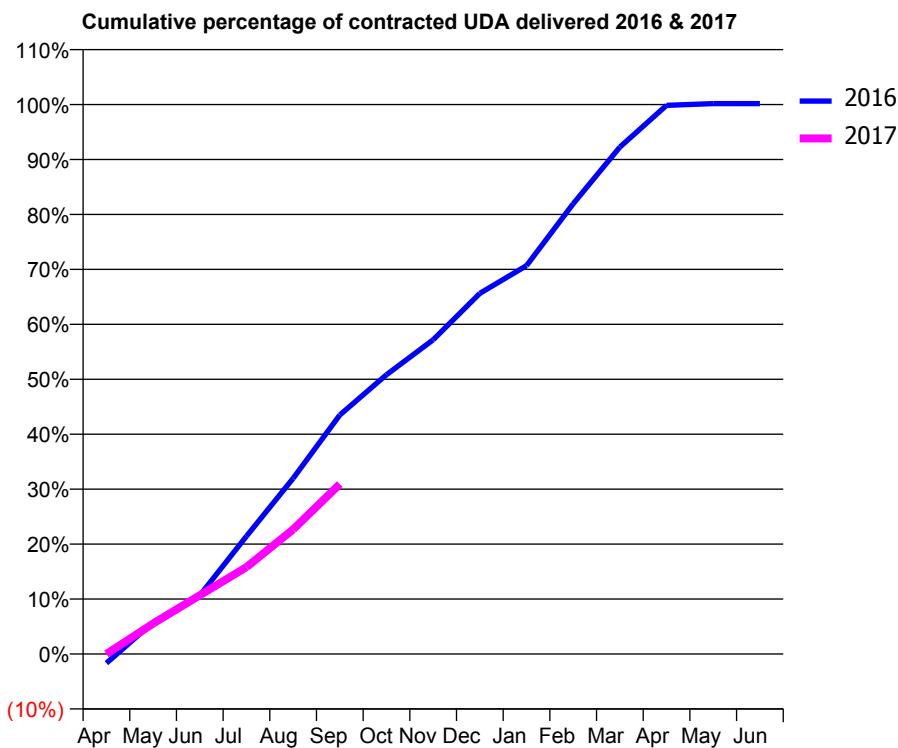
16/17 Contracted general activity (UDA)	19,763
Carry forward general activity (UDA)	0
16/17 Contracted orthodontic activity (UOA)	0
Carry forward orthodontic activity (UOA)	0
Baseline contract value	£491,343.63

ACCESS*

Patients seen in 24 months	Total	Change since previous quarter
Quarter ending September 2015	6,170	
Quarter ending December 2015	6,288	→
Quarter ending March 2016	6,360	→
Quarter ending June 2016	6,156	↓
Quarter ending September 2016	6,126	→
Variance since September 2015	(0.7%)	→



ACTIVITY



Month	Adjusted Scheduled Activity (UDA)	
	2016	2017
April	-333	0
May	1,141	1,094
June	2,109	2,110
July	4,239	3,124
August	6,318	4,484
September	8,598	6,111
October	10,044	
November	11,300	
December	12,972	
January	13,969	
February	16,194	
March	18,232	
April	19,734	
May	19,793	
June	19,794	

QUALITY

	Quantity	Base Number	Contract	AT	Region	England
% of FP17s for the same patient ID Re-attending within 3 months - Children	71	852	8.3%	11.4%	12.0%	12.4%
% of FP17s for the same patient ID Re-attending within 3 months - Adults	349	1,841	19.0%	14.8%	15.9%	16.7%
% of FP17s for the same patient ID Re-attending between 3 & 9 months - Children	173	852	20.3%	55.6%	58.6%	57.4%
% of FP17s for the same patient ID Re-attending between 3 & 9 months - Adults	429	1,841	23.3%	48.1%	51.6%	50.5%
% of FP17s for Band 1 Urgent Courses	437	2,243	19.5%	8.3%	8.0%	9.1%
% of FP17s Relating to Free Repair or Replacements	1	2,243	0.0%	0.7%	0.8%	0.8%
% of FP17s Relating to Continuations	5	2,243	0.2%	1.0%	1.3%	1.3%
% of Patients satisfied with the dentistry they have received	1	1	N/A	94.0%	93.1%	93.2%
% of Patients satisfied with the time they had to wait for an appointment	0	1	N/A	87.5%	89.1%	89.0%

* This is based on patients treated on this contract for their most recent course of treatment. Figures in italics indicate the base number of FP17s or Patient Questionnaire responses are less than 100. N/A is shown where the base number of responses is less than 10 during the period. % is calculated as Quantity/Base number*100

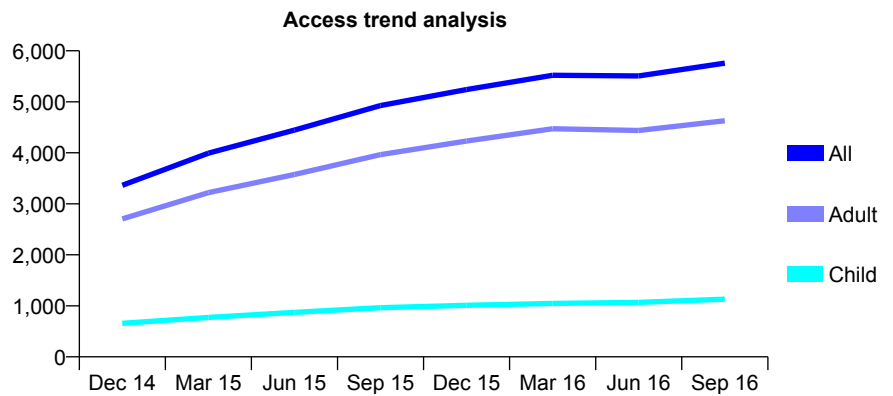
Q58 - Vital Signs At a Glance Contract Report for 967319/0003 - September 2016

Name or company name	MR RK SIVASUBRAMANIAN
Contract type name	GDS Contract
Purpose of contract	General
Contract start date	13/02/2014
Contract end date	

16/17 Contracted general activity (UDA)	14,084
Carry forward general activity (UDA)	0
16/17 Contracted orthodontic activity (UOA)	0
Carry forward orthodontic activity (UOA)	0
Baseline contract value	£312,810.61

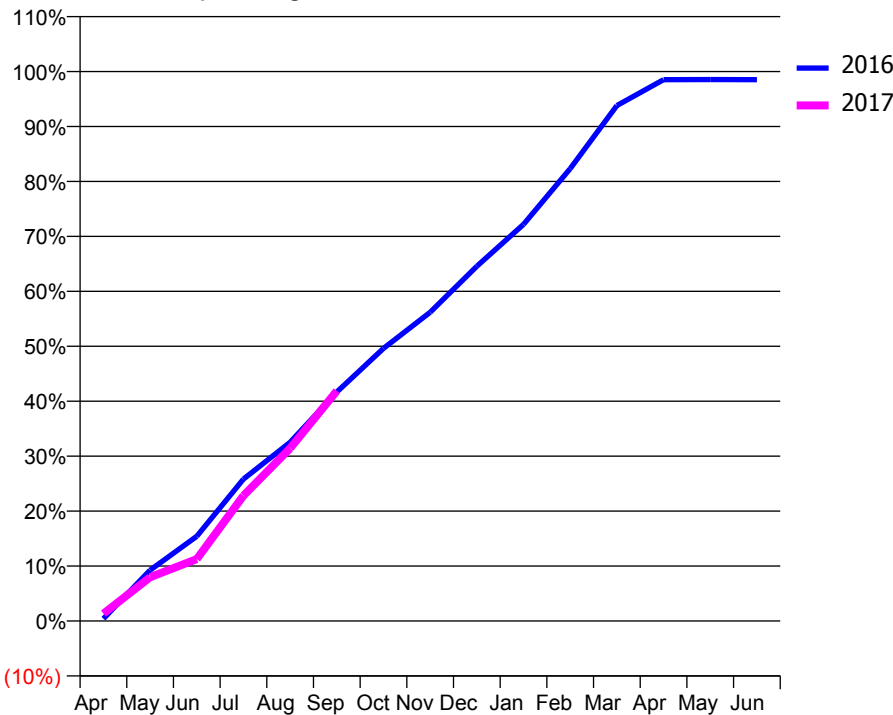
ACCESS*

Patients seen in 24 months	Total	Change since previous quarter
Quarter ending September 2015	4,928	
Quarter ending December 2015	5,241	↑
Quarter ending March 2016	5,520	↑
Quarter ending June 2016	5,506	→
Quarter ending September 2016	5,758	↑
Variance since September 2015	16.8%	↑



ACTIVITY

Cumulative percentage of contracted UDA delivered 2016 & 2017



Month	Adjusted Scheduled Activity (UDA)	
	2016	2017
April	59	188
May	1,302	1,124
June	2,172	1,587
July	3,638	3,215
August	4,581	4,429
September	5,870	5,898
October	6,988	
November	7,914	
December	9,093	
January	10,165	
February	11,594	
March	13,211	
April	13,876	
May	13,877	
June	13,874	

QUALITY

	Quantity	Base Number	Contract	AT	Region	England
% of FP17s for the same patient ID Re-attending within 3 months - Children	23	597	3.9%	11.4%	12.0%	12.4%
% of FP17s for the same patient ID Re-attending within 3 months - Adults	267	2,311	11.6%	14.8%	15.9%	16.7%
% of FP17s for the same patient ID Re-attending between 3 & 9 months - Children	186	597	31.2%	55.6%	58.6%	57.4%
% of FP17s for the same patient ID Re-attending between 3 & 9 months - Adults	688	2,311	29.8%	48.1%	51.6%	50.5%
% of FP17s for Band 1 Urgent Courses	144	2,596	5.5%	8.3%	8.0%	9.1%
% of FP17s Relating to Free Repair or Replacements	29	2,596	1.1%	0.7%	0.8%	0.8%
% of FP17s Relating to Continuations	25	2,596	1.0%	1.0%	1.3%	1.3%
% of Patients satisfied with the dentistry they have received	4	4	N/A	94.0%	93.1%	93.2%
% of Patients satisfied with the time they had to wait for an appointment	4	4	N/A	87.5%	89.1%	89.0%

* This is based on patients treated on this contract for their most recent course of treatment. Figures in italics indicate the base number of FP17s or Patient Questionnaire responses are less than 100. N/A is shown where the base number of responses is less than 10 during the period. % is calculated as Quantity/Base number*100

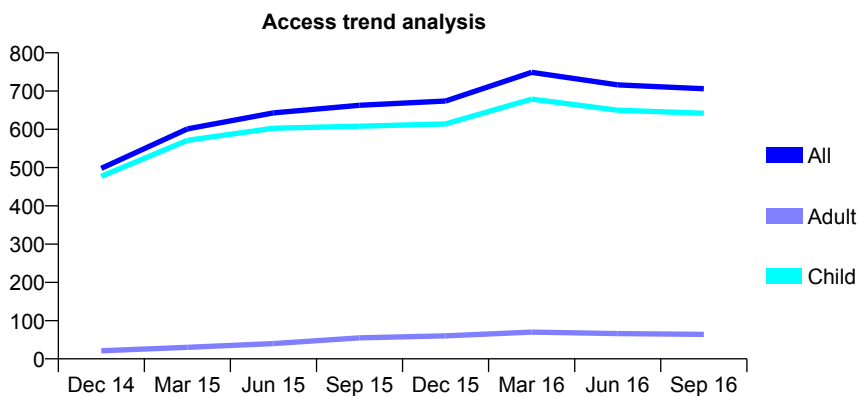
Q58 - Vital Signs At a Glance Contract Report for 976334/0001 - September 2016

Name or company name	MISS U MADHAV
Contract type name	GDS Contract
Purpose of contract	General
Contract start date	01/04/2014
Contract end date	

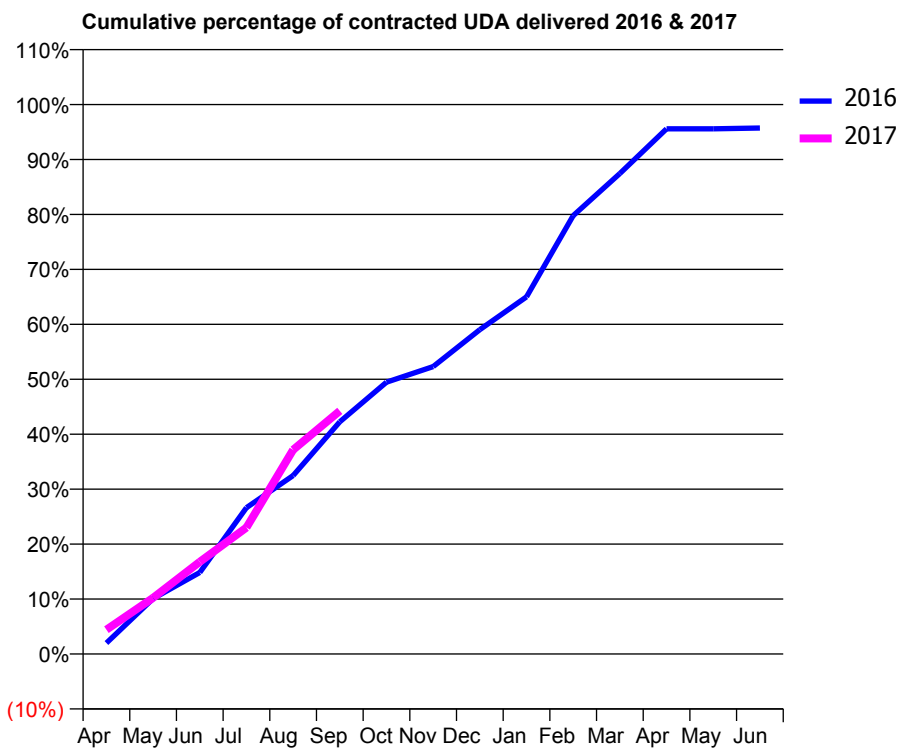
16/17 Contracted general activity (UDA)	1,500
Carry forward general activity (UDA)	0
16/17 Contracted orthodontic activity (UOA)	0
Carry forward orthodontic activity (UOA)	0
Baseline contract value	£38,062.25

ACCESS*

Patients seen in 24 months	Total	Change since previous quarter
Quarter ending September 2015	663	
Quarter ending December 2015	674	→
Quarter ending March 2016	749	↑
Quarter ending June 2016	716	↓
Quarter ending September 2016	706	↓
Variance since September 2015	6.5%	↑



ACTIVITY



Month	Adjusted Scheduled Activity (UDA)	
	2016	2017
April	30	66
May	151	153
June	223	252
July	399	345
August	487	557
September	634	664
October	742	
November	785	
December	886	
January	975	
February	1,197	
March	1,312	
April	1,434	
May	1,434	
June	1,436	

QUALITY

	Quantity	Base Number	Contract	AT	Region	England
% of FP17s for the same patient ID Re-attending within 3 months - Children	22	511	4.3%	11.4%	12.0%	12.4%
% of FP17s for the same patient ID Re-attending within 3 months - Adults	0	0	N/A	14.8%	15.9%	16.7%
% of FP17s for the same patient ID Re-attending between 3 & 9 months - Children	289	511	56.6%	55.6%	58.6%	57.4%
% of FP17s for the same patient ID Re-attending between 3 & 9 months - Adults	0	0	N/A	48.1%	51.6%	50.5%
% of FP17s for Band 1 Urgent Courses	8	421	1.9%	8.3%	8.0%	9.1%
% of FP17s Relating to Free Repair or Replacements	0	421	0.0%	0.7%	0.8%	0.8%
% of FP17s Relating to Continuations	3	421	0.7%	1.0%	1.3%	1.3%
% of Patients satisfied with the dentistry they have received	0	0	N/A	94.0%	93.1%	93.2%
% of Patients satisfied with the time they had to wait for an appointment	0	0	N/A	87.5%	89.1%	89.0%

* This is based on patients treated on this contract for their most recent course of treatment. Figures in italics indicate the base number of FP17s or Patient Questionnaire responses are less than 100. N/A is shown where the base number of responses is less than 10 during the period. % is calculated as Quantity/Base number*100

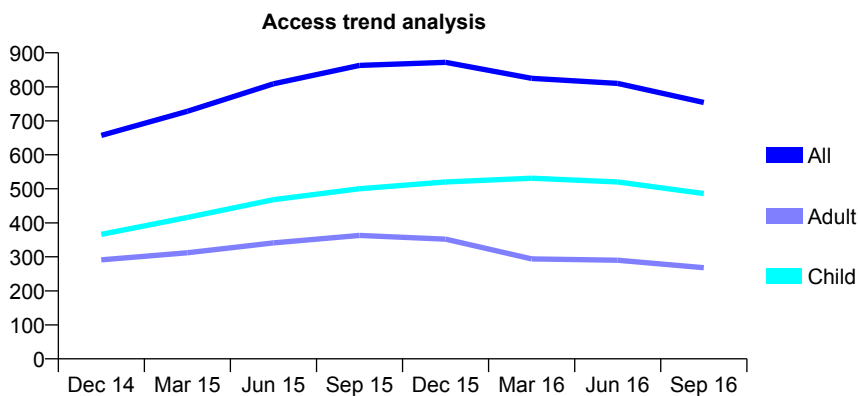
Q58 - Vital Signs At a Glance Contract Report for 987417/0001 - September 2016

Name or company name	MISS S MITTAL
Contract type name	GDS Contract
Purpose of contract	General
Contract start date	01/12/2013
Contract end date	

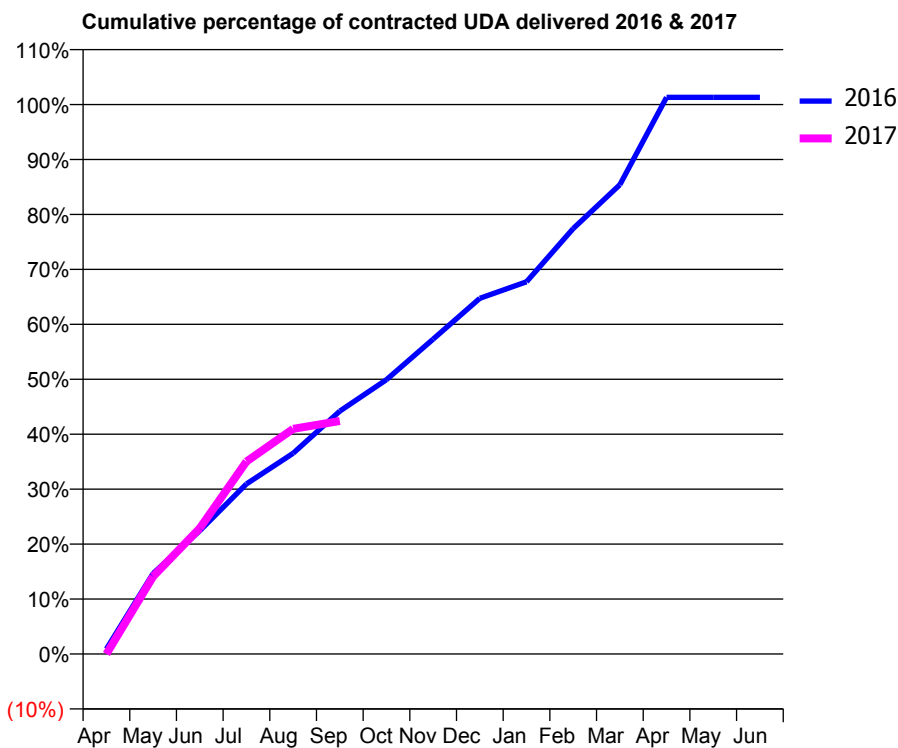
16/17 Contracted general activity (UDA)	2,246
Carry forward general activity (UDA)	0
16/17 Contracted orthodontic activity (UOA)	0
Carry forward orthodontic activity (UOA)	0
Baseline contract value	£53,252.67

ACCESS*

Patients seen in 24 months	Total	Change since previous quarter
Quarter ending September 2015	863	
Quarter ending December 2015	872	→
Quarter ending March 2016	825	↓
Quarter ending June 2016	810	↓
Quarter ending September 2016	754	↓
Variance since September 2015	(12.6%)	↓



ACTIVITY



Month	Adjusted Scheduled Activity (UDA)	
	2016	2017
April	21	0
May	330	317
June	504	514
July	695	787
August	821	920
September	993	952
October	1,122	
November	1,287	
December	1,454	
January	1,522	
February	1,739	
March	1,918	
April	2,275	
May	2,275	
June	2,275	

QUALITY

	Quantity	Base Number	Contract	AT	Region	England
% of FP17s for the same patient ID Re-attending within 3 months - Children	18	265	6.8%	11.4%	12.0%	12.4%
% of FP17s for the same patient ID Re-attending within 3 months - Adults	27	138	19.6%	14.8%	15.9%	16.7%
% of FP17s for the same patient ID Re-attending between 3 & 9 months - Children	149	265	56.2%	55.6%	58.6%	57.4%
% of FP17s for the same patient ID Re-attending between 3 & 9 months - Adults	34	138	24.6%	48.1%	51.6%	50.5%
% of FP17s for Band 1 Urgent Courses	26	352	7.4%	8.3%	8.0%	9.1%
% of FP17s Relating to Free Repair or Replacements	0	352	0.0%	0.7%	0.8%	0.8%
% of FP17s Relating to Continuations	0	352	0.0%	1.0%	1.3%	1.3%
% of Patients satisfied with the dentistry they have received	0	0	N/A	94.0%	93.1%	93.2%
% of Patients satisfied with the time they had to wait for an appointment	0	0	N/A	87.5%	89.1%	89.0%

* This is based on patients treated on this contract for their most recent course of treatment. Figures in italics indicate the base number of FP17s or Patient Questionnaire responses are less than 100. N/A is shown where the base number of responses is less than 10 during the period. % is calculated as Quantity/Base number*100

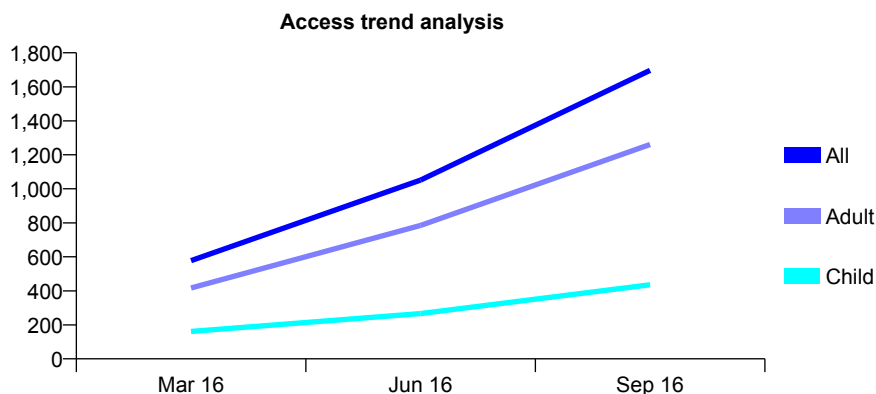
Q58 - Vital Signs At a Glance Contract Report for 991937/0001 - September 2016

Name or company name	MR C HAJISTILLY
Contract type name	GDS Contract
Purpose of contract	General
Contract start date	01/10/2015
Contract end date	

16/17 Contracted general activity (UDA)	5,176
Carry forward general activity (UDA)	0
16/17 Contracted orthodontic activity (UOA)	0
Carry forward orthodontic activity (UOA)	0
Baseline contract value	£141,823.96

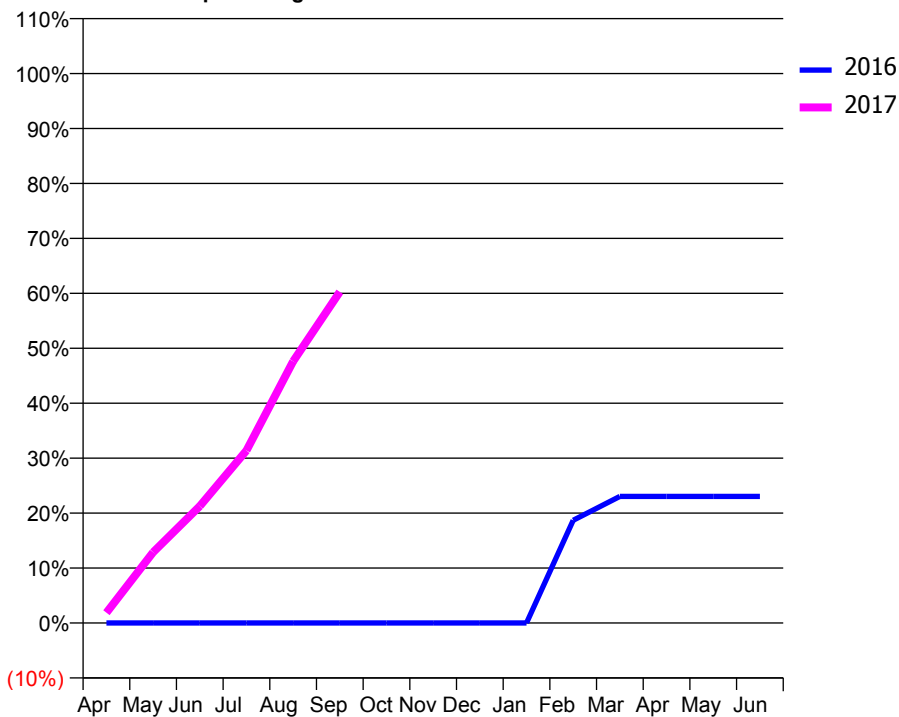
ACCESS*

Patients seen in 24 months	Total	Change since previous quarter
Quarter ending September 2015	0	
Quarter ending December 2015	0	
Quarter ending March 2016	578	
Quarter ending June 2016	1,051	↑
Quarter ending September 2016	1,697	↑
Variance since September 2015	N/A	



ACTIVITY

Cumulative percentage of contracted UDA delivered 2016 & 2017



Adjusted Scheduled Activity (UDA)

Month	2016	2017
April	0	97
May	0	667
June	0	1,100
July	0	1,624
August	0	2,465
September	0	3,120
October	0	
November	0	
December	0	
January	0	
February	968	
March	1,192	
April	1,193	
May	1,193	
June	1,193	

QUALITY

	Quantity	Base Number	Contract	AT	Region	England
% of FP17s for the same patient ID Re-attending within 3 months - Children	40	458	8.7%	11.4%	12.0%	12.4%
% of FP17s for the same patient ID Re-attending within 3 months - Adults	99	1,245	8.0%	14.8%	15.9%	16.7%
% of FP17s for the same patient ID Re-attending between 3 & 9 months - Children	111	458	24.2%	55.6%	58.6%	57.4%
% of FP17s for the same patient ID Re-attending between 3 & 9 months - Adults	278	1,245	22.3%	48.1%	51.6%	50.5%
% of FP17s for Band 1 Urgent Courses	88	1,702	5.2%	8.3%	8.0%	9.1%
% of FP17s Relating to Free Repair or Replacements	3	1,702	0.2%	0.7%	0.8%	0.8%
% of FP17s Relating to Continuations	3	1,702	0.2%	1.0%	1.3%	1.3%
% of Patients satisfied with the dentistry they have received	5	5	N/A	94.0%	93.1%	93.2%
% of Patients satisfied with the time they had to wait for an appointment	5	5	N/A	87.5%	89.1%	89.0%

* This is based on patients treated on this contract for their most recent course of treatment. Figures in italics indicate the base number of FP17s or Patient Questionnaire responses are less than 100. N/A is shown where the base number of responses is less than 10 during the period. % is calculated as Quantity/Base number*100

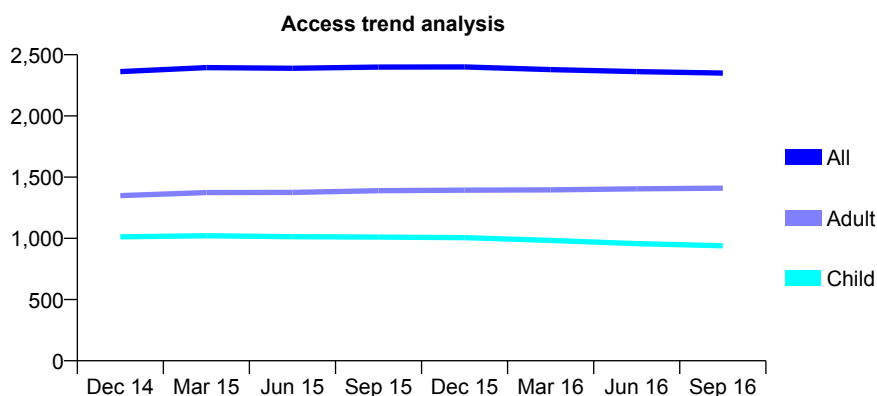
Q59 - Vital Signs At a Glance Contract Report for 101281/0034 - September 2016

Name or company name	OASIS DENTAL CARE LTD
Contract type name	GDS Contract
Purpose of contract	General and Orthodontic
Contract start date	01/04/2006
Contract end date	

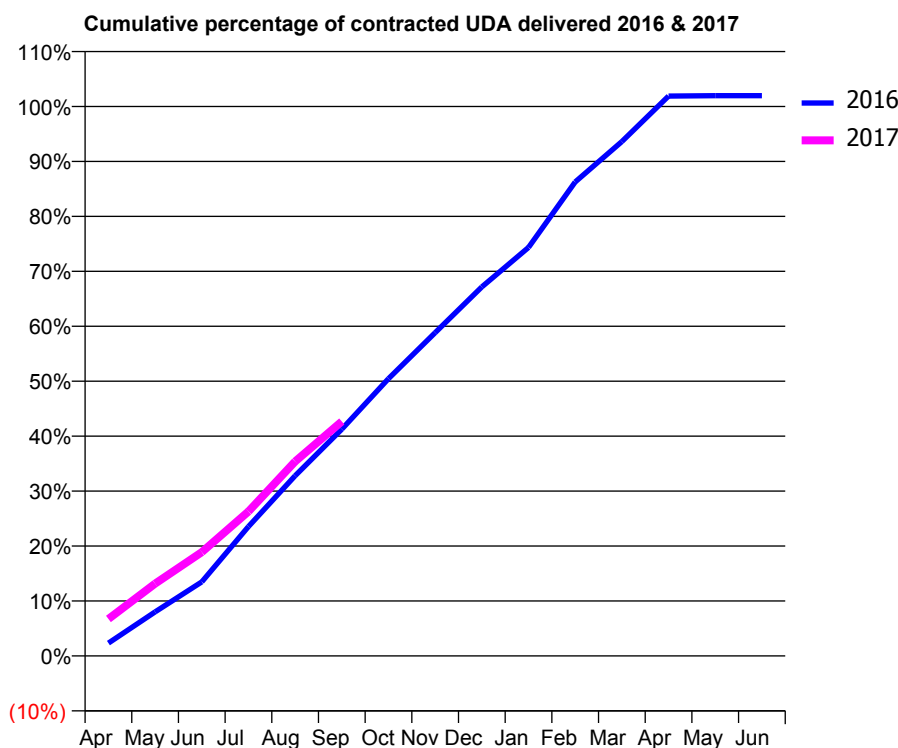
16/17 Contracted general activity (UDA)	7,246
Carry forward general activity (UDA)	-143
16/17 Contracted orthodontic activity (UOA)	1,134
Carry forward orthodontic activity (UOA)	0
Baseline contract value	£247,080.38

ACCESS*

Patients seen in 24 months	Total	Change since previous quarter
Quarter ending September 2015	2,399	
Quarter ending December 2015	2,400	→
Quarter ending March 2016	2,379	→
Quarter ending June 2016	2,362	→
Quarter ending September 2016	2,350	→
Variance since September 2015	(2.0%)	↓



ACTIVITY



Month	Adjusted Scheduled Activity (UDA)	
	2016	2017
April	169	488
May	581	953
June	977	1,369
July	1,707	1,906
August	2,376	2,564
September	2,990	3,092
October	3,657	
November	4,262	
December	4,867	
January	5,386	
February	6,250	
March	6,782	
April	7,382	
May	7,389	
June	7,389	

QUALITY

	Quantity	Base Number	Contract	AT	Region	England
% of FP17s for the same patient ID Re-attending within 3 months - Children	90	860	10.5%	9.9%	12.0%	12.4%
% of FP17s for the same patient ID Re-attending within 3 months - Adults	176	1,032	17.1%	14.7%	15.9%	16.7%
% of FP17s for the same patient ID Re-attending between 3 & 9 months - Children	608	860	70.7%	61.1%	58.6%	57.4%
% of FP17s for the same patient ID Re-attending between 3 & 9 months - Adults	622	1,032	60.3%	53.6%	51.6%	50.5%
% of FP17s for Band 1 Urgent Courses	140	1,608	8.7%	7.3%	8.0%	9.1%
% of FP17s Relating to Free Repair or Replacements	12	1,608	0.7%	0.8%	0.8%	0.8%
% of FP17s Relating to Continuations	8	1,608	0.5%	1.3%	1.3%	1.3%
% of Patients satisfied with the dentistry they have received	2	2	N/A	93.2%	93.1%	93.2%
% of Patients satisfied with the time they had to wait for an appointment	2	2	N/A	89.8%	89.1%	89.0%

* This is based on patients treated on this contract for their most recent course of treatment. Figures in italics indicate the base number of FP17s or Patient Questionnaire responses are less than 100. N/A is shown where the base number of responses is less than 10 during the period. % is calculated as Quantity/Base number*100

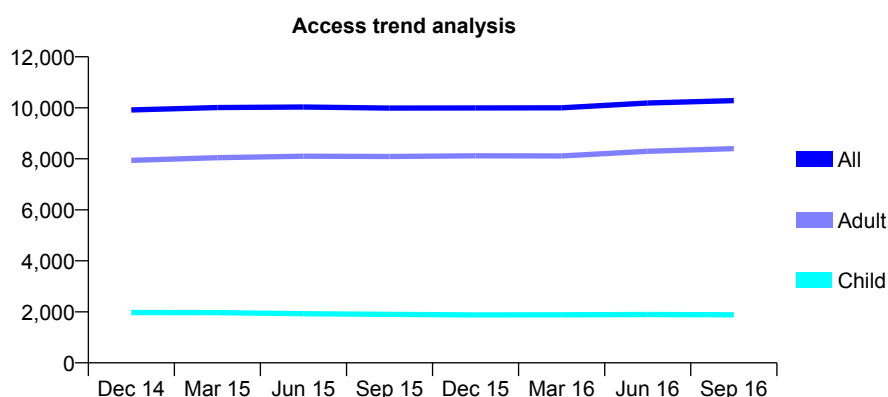
Q59 - Vital Signs At a Glance Contract Report for 101281/0055 - September 2016

Name or company name	OASIS DENTAL CARE LTD
Contract type name	Pilot Contract
Purpose of contract	General
Contract start date	01/04/2006
Contract end date	

16/17 Contracted general activity (UDA)	36,428
Carry forward general activity (UDA)	0
16/17 Contracted orthodontic activity (UOA)	0
Carry forward orthodontic activity (UOA)	0
Baseline contract value	£802,983.52

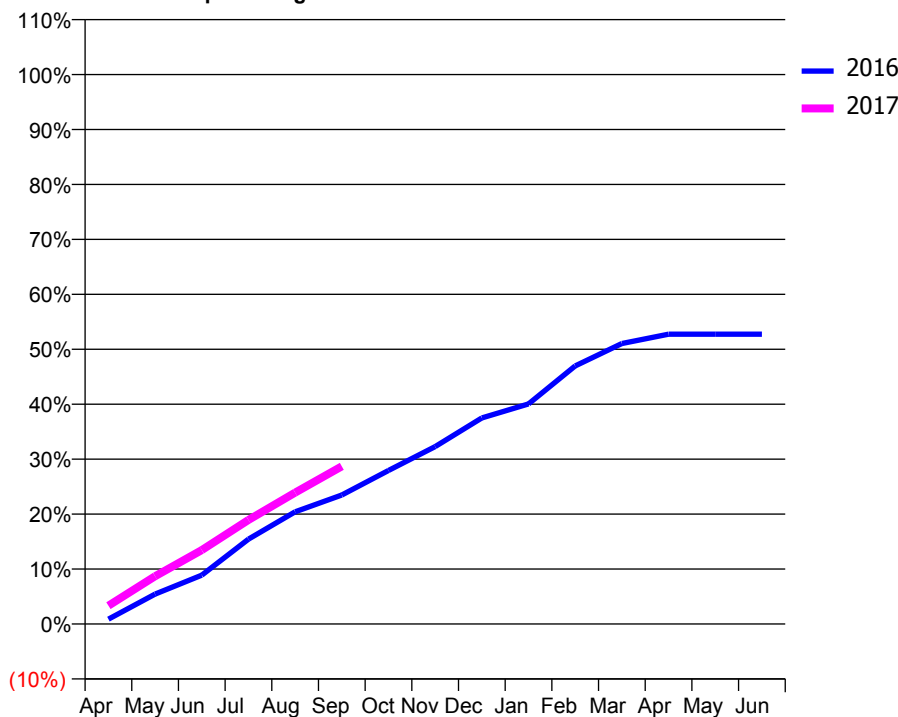
ACCESS*

Patients seen in 24 months	Total	Change since previous quarter
Quarter ending September 2015	9,992	
Quarter ending December 2015	9,997	→
Quarter ending March 2016	9,998	→
Quarter ending June 2016	10,188	→
Quarter ending September 2016	10,283	→
Variance since September 2015	2.9%	↑



ACTIVITY

Cumulative percentage of contracted UDA delivered 2016 & 2017



Month	Adjusted Scheduled Activity (UDA)	
	2016	2017
April	322	1,216
May	1,985	3,171
June	3,239	4,899
July	5,625	6,895
August	7,439	8,716
September	8,549	10,452
October	10,179	
November	11,762	
December	13,666	
January	14,587	
February	17,110	
March	18,595	
April	19,215	
May	19,210	
June	19,210	

QUALITY

	Quantity	Base Number	Contract	AT	Region	England
% of FP17s for the same patient ID Re-attending within 3 months - Children	40	1,287	3.1%	9.9%	12.0%	12.4%
% of FP17s for the same patient ID Re-attending within 3 months - Adults	552	5,086	10.9%	14.7%	15.9%	16.7%
% of FP17s for the same patient ID Re-attending between 3 & 9 months - Children	678	1,287	52.7%	61.1%	58.6%	57.4%
% of FP17s for the same patient ID Re-attending between 3 & 9 months - Adults	1,901	5,086	37.4%	53.6%	51.6%	50.5%
% of FP17s for Band 1 Urgent Courses	265	5,958	4.4%	7.3%	8.0%	9.1%
% of FP17s Relating to Free Repair or Replacements	43	5,958	0.7%	0.8%	0.8%	0.8%
% of FP17s Relating to Continuations	143	5,958	2.4%	1.3%	1.3%	1.3%
% of Patients satisfied with the dentistry they have received	9	9	N/A	93.2%	93.1%	93.2%
% of Patients satisfied with the time they had to wait for an appointment	8	9	N/A	89.8%	89.1%	89.0%

* This is based on patients treated on this contract for their most recent course of treatment. Figures in italics indicate the base number of FP17s or Patient Questionnaire responses are less than 100. N/A is shown where the base number of responses is less than 10 during the period. % is calculated as Quantity/Base number*100

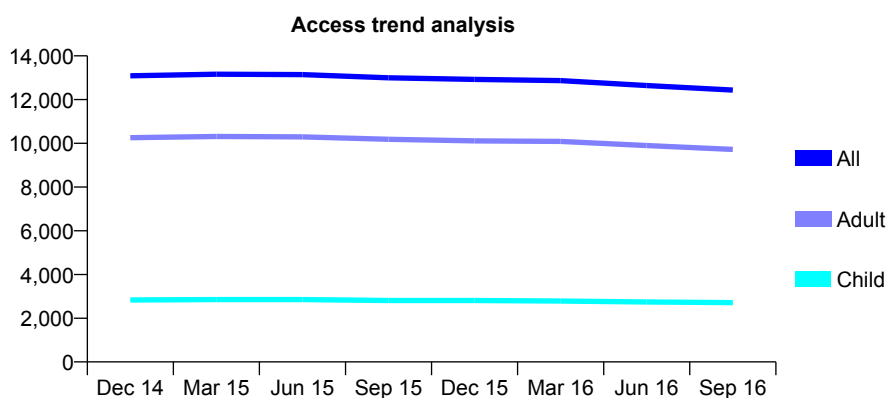
Q59 - Vital Signs At a Glance Contract Report for 101281/0077 - September 2016

Name or company name	OASIS DENTAL CARE LTD
Contract type name	GDS Contract
Purpose of contract	General and Orthodontic
Contract start date	01/04/2006
Contract end date	

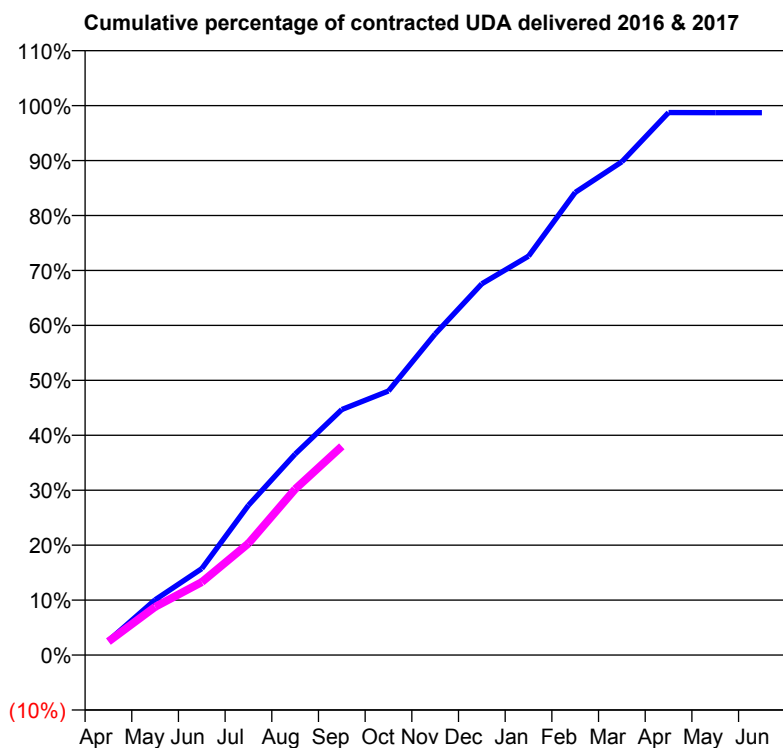
16/17 Contracted general activity (UDA)	33,200
Carry forward general activity (UDA)	432
16/17 Contracted orthodontic activity (UOA)	3,163
Carry forward orthodontic activity (UOA)	0
Baseline contract value	£941,742.53

ACCESS*

Patients seen in 24 months	Total	Change since previous quarter
Quarter ending September 2015	12,994	
Quarter ending December 2015	12,921	→
Quarter ending March 2016	12,870	→
Quarter ending June 2016	12,640	↓
Quarter ending September 2016	12,433	↓
Variance since September 2015	(4.3%)	↓



ACTIVITY



Month	Adjusted Scheduled Activity (UDA)	
	2016	2017
April	870	817
May	3,338	2,912
June	5,224	4,412
July	9,052	6,744
August	12,146	10,025
September	14,835	12,610
October	15,953	
November	19,405	
December	22,431	
January	24,102	
February	27,952	
March	29,805	
April	32,777	
May	32,768	
June	32,768	

QUALITY

	Quantity	Base Number	Contract	AT	Region	England
% of FP17s for the same patient ID Re-attending within 3 months - Children	186	2,332	8.0%	9.9%	12.0%	12.4%
% of FP17s for the same patient ID Re-attending within 3 months - Adults	1,071	6,796	15.8%	14.7%	15.9%	16.7%
% of FP17s for the same patient ID Re-attending between 3 & 9 months - Children	1,330	2,332	57.0%	61.1%	58.6%	57.4%
% of FP17s for the same patient ID Re-attending between 3 & 9 months - Adults	3,352	6,796	49.3%	53.6%	51.6%	50.5%
% of FP17s for Band 1 Urgent Courses	830	7,285	11.4%	7.3%	8.0%	9.1%
% of FP17s Relating to Free Repair or Replacements	79	7,285	1.1%	0.8%	0.8%	0.8%
% of FP17s Relating to Continuations	95	7,285	1.3%	1.3%	1.3%	1.3%
% of Patients satisfied with the dentistry they have received	20	24	83.3%	93.2%	93.1%	93.2%
% of Patients satisfied with the time they had to wait for an appointment	21	24	87.5%	89.8%	89.1%	89.0%

* This is based on patients treated on this contract for their most recent course of treatment. Figures in italics indicate the base number of FP17s or Patient Questionnaire responses are less than 100. N/A is shown where the base number of responses is less than 10 during the period. % is calculated as Quantity/Base number*100

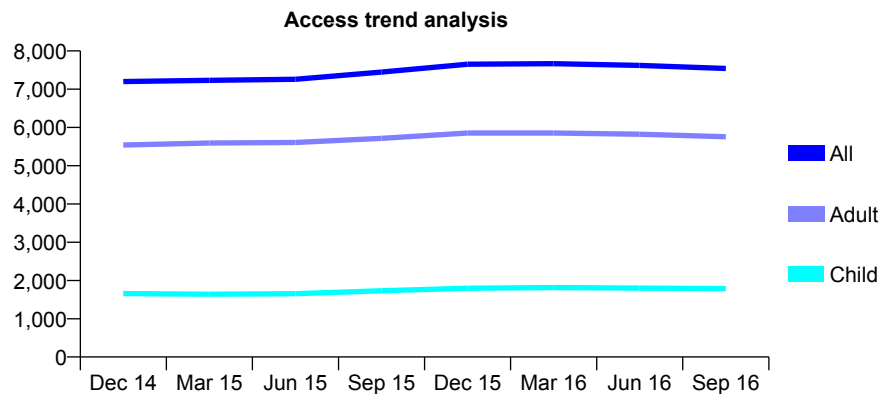
Q59 - Vital Signs At a Glance Contract Report for 101281/0082 - September 2016

Name or company name	OASIS DENTAL CARE LTD
Contract type name	GDS Contract
Purpose of contract	General
Contract start date	01/04/2006
Contract end date	

16/17 Contracted general activity (UDA)	21,656
Carry forward general activity (UDA)	104
16/17 Contracted orthodontic activity (UOA)	0
Carry forward orthodontic activity (UOA)	0
Baseline contract value	£477,362.87

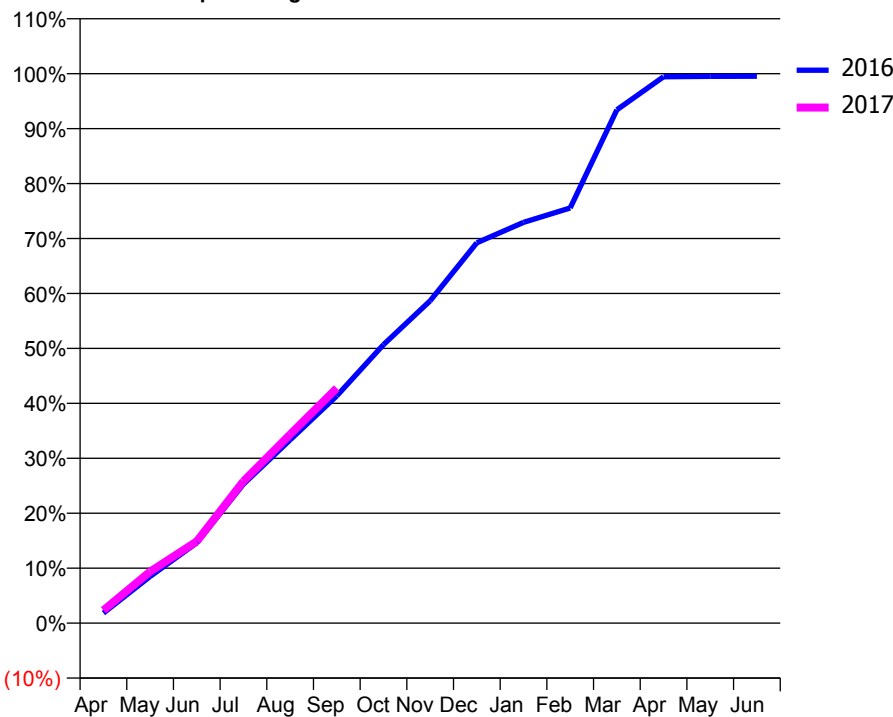
ACCESS*

Patients seen in 24 months	Total	Change since previous quarter
Quarter ending September 2015	7,447	
Quarter ending December 2015	7,653	↑
Quarter ending March 2016	7,667	→
Quarter ending June 2016	7,623	→
Quarter ending September 2016	7,543	↓
Variance since September 2015	1.3%	→



ACTIVITY

Cumulative percentage of contracted UDA delivered 2016 & 2017



Month	Adjusted Scheduled Activity (UDA)	
	2016	2017
April	397	507
May	1,843	2,031
June	3,165	3,225
July	5,479	5,597
August	7,224	7,441
September	8,959	9,261
October	10,974	
November	12,703	
December	14,992	
January	15,796	
February	16,360	
March	20,229	
April	21,536	
May	21,547	
June	21,552	

QUALITY

	Quantity	Base Number	Contract	AT	Region	England
% of FP17s for the same patient ID Re-attending within 3 months - Children	135	1,419	9.5%	9.9%	12.0%	12.4%
% of FP17s for the same patient ID Re-attending within 3 months - Adults	720	4,407	16.3%	14.7%	15.9%	16.7%
% of FP17s for the same patient ID Re-attending between 3 & 9 months - Children	890	1,419	62.7%	61.1%	58.6%	57.4%
% of FP17s for the same patient ID Re-attending between 3 & 9 months - Adults	2,673	4,407	60.7%	53.6%	51.6%	50.5%
% of FP17s for Band 1 Urgent Courses	230	5,247	4.4%	7.3%	8.0%	9.1%
% of FP17s Relating to Free Repair or Replacements	46	5,247	0.9%	0.8%	0.8%	0.8%
% of FP17s Relating to Continuations	225	5,247	4.3%	1.3%	1.3%	1.3%
% of Patients satisfied with the dentistry they have received	4	4	N/A	93.2%	93.1%	93.2%
% of Patients satisfied with the time they had to wait for an appointment	4	4	N/A	89.8%	89.1%	89.0%

* This is based on patients treated on this contract for their most recent course of treatment. Figures in italics indicate the base number of FP17s or Patient Questionnaire responses are less than 100. N/A is shown where the base number of responses is less than 10 during the period. % is calculated as Quantity/Base number*100

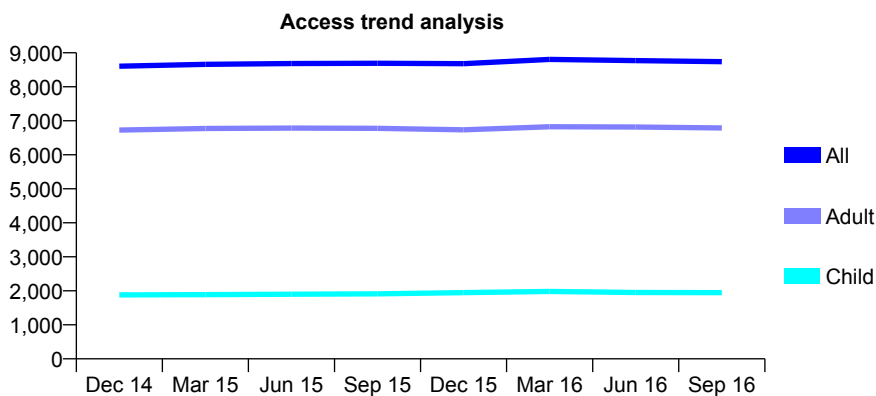
Q59 - Vital Signs At a Glance Contract Report for 101281/0098 - September 2016

Name or company name	OASIS DENTAL CARE LTD
Contract type name	GDS Contract
Purpose of contract	General
Contract start date	01/04/2006
Contract end date	

16/17 Contracted general activity (UDA)	26,129
Carry forward general activity (UDA)	-337
16/17 Contracted orthodontic activity (UOA)	0
Carry forward orthodontic activity (UOA)	0
Baseline contract value	£575,952.62

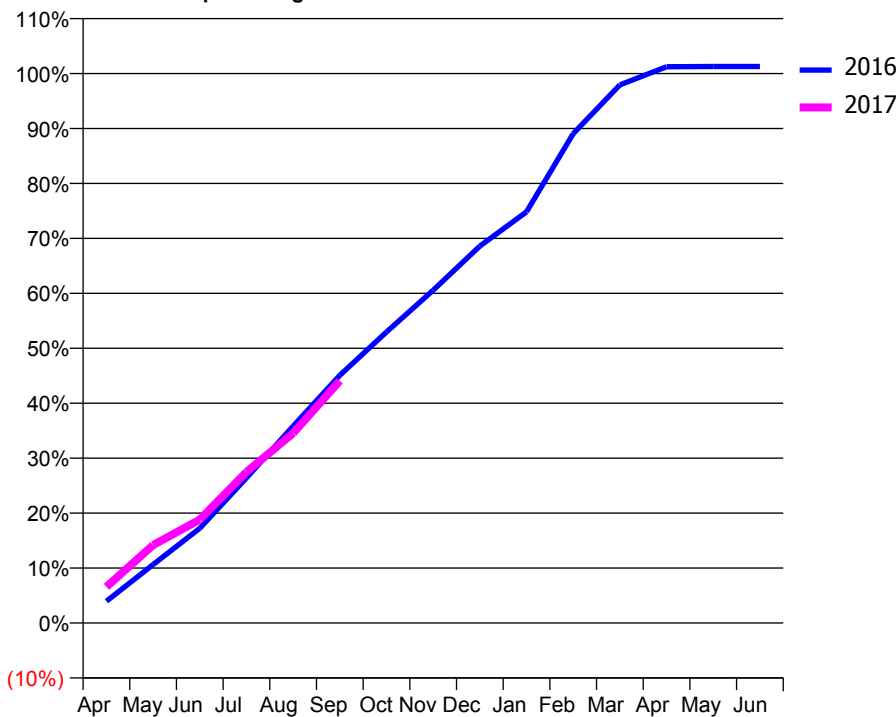
ACCESS*

Patients seen in 24 months	Total	Change since previous quarter
Quarter ending September 2015	8,691	
Quarter ending December 2015	8,682	→
Quarter ending March 2016	8,807	→
Quarter ending June 2016	8,770	→
Quarter ending September 2016	8,738	→
Variance since September 2015	0.5%	→



ACTIVITY

Cumulative percentage of contracted UDA delivered 2016 & 2017



Month	Adjusted Scheduled Activity (UDA)	
	2016	2017
April	1,035	1,723
May	2,778	3,708
June	4,508	4,920
July	6,905	7,178
August	9,359	9,026
September	11,778	11,518
October	13,839	
November	15,820	
December	17,924	
January	19,551	
February	23,267	
March	25,586	
April	26,453	
May	26,463	
June	26,466	

QUALITY

	Quantity	Base Number	Contract	AT	Region	England
% of FP17s for the same patient ID Re-attending within 3 months - Children	86	1,657	5.2%	9.9%	12.0%	12.4%
% of FP17s for the same patient ID Re-attending within 3 months - Adults	820	5,904	13.9%	14.7%	15.9%	16.7%
% of FP17s for the same patient ID Re-attending between 3 & 9 months - Children	1,321	1,657	79.7%	61.1%	58.6%	57.4%
% of FP17s for the same patient ID Re-attending between 3 & 9 months - Adults	4,325	5,904	73.3%	53.6%	51.6%	50.5%
% of FP17s for Band 1 Urgent Courses	305	7,055	4.3%	7.3%	8.0%	9.1%
% of FP17s Relating to Free Repair or Replacements	36	7,055	0.5%	0.8%	0.8%	0.8%
% of FP17s Relating to Continuations	20	7,055	0.3%	1.3%	1.3%	1.3%
% of Patients satisfied with the dentistry they have received	28	30	93.3%	93.2%	93.1%	93.2%
% of Patients satisfied with the time they had to wait for an appointment	29	30	96.7%	89.8%	89.1%	89.0%

* This is based on patients treated on this contract for their most recent course of treatment. Figures in italics indicate the base number of FP17s or Patient Questionnaire responses are less than 100. N/A is shown where the base number of responses is less than 10 during the period. % is calculated as Quantity/Base number*100

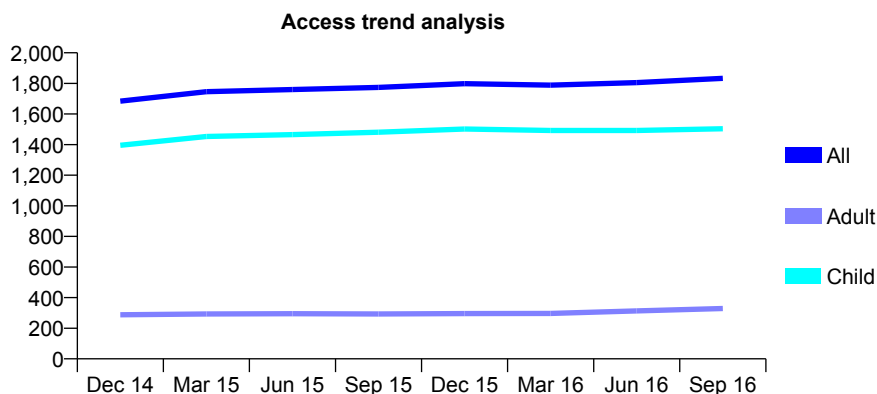
Q59 - Vital Signs At a Glance Contract Report for 101281/0114 - September 2016

Name or company name	OASIS DENTAL CARE LTD
Contract type name	GDS Contract
Purpose of contract	General
Contract start date	01/04/2006
Contract end date	

16/17 Contracted general activity (UDA)	3,552
Carry forward general activity (UDA)	122
16/17 Contracted orthodontic activity (UOA)	0
Carry forward orthodontic activity (UOA)	0
Baseline contract value	£79,455.55

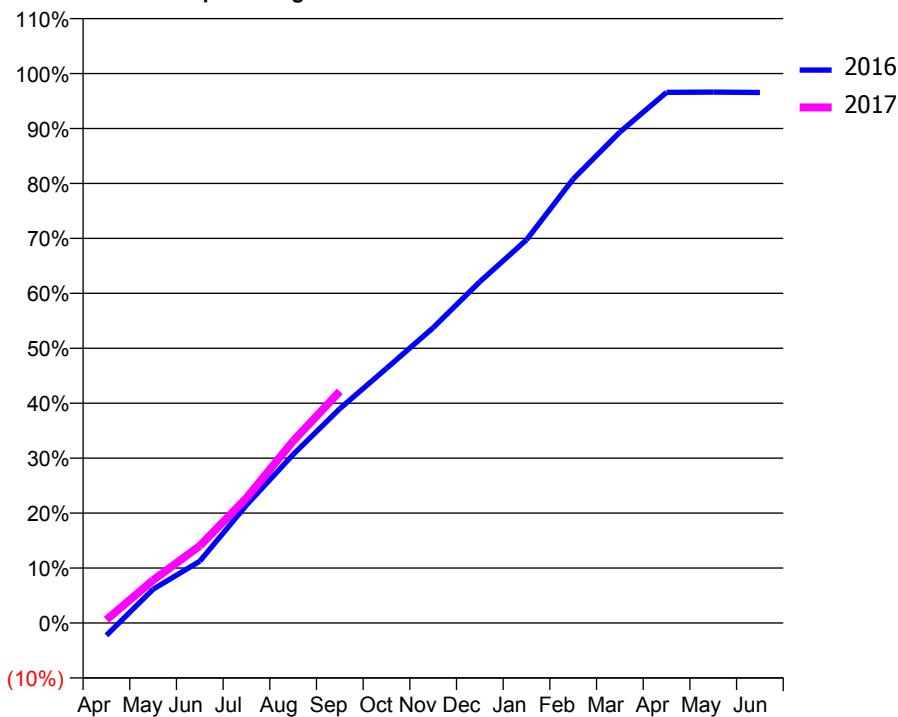
ACCESS*

Patients seen in 24 months	Total	Change since previous quarter
Quarter ending September 2015	1,774	
Quarter ending December 2015	1,798	→
Quarter ending March 2016	1,789	→
Quarter ending June 2016	1,805	→
Quarter ending September 2016	1,833	→
Variance since September 2015	3.3%	↑



ACTIVITY

Cumulative percentage of contracted UDA delivered 2016 & 2017



Month	Adjusted Scheduled Activity (UDA)	
	2016	2017
April	-81	21
May	219	277
June	400	499
July	763	808
August	1,089	1,176
September	1,385	1,497
October	1,646	
November	1,909	
December	2,206	
January	2,477	
February	2,870	
March	3,173	
April	3,431	
May	3,432	
June	3,430	

QUALITY

	Quantity	Base Number	Contract	AT	Region	England
% of FP17s for the same patient ID Re-attending within 3 months - Children	90	1,389	6.5%	9.9%	12.0%	12.4%
% of FP17s for the same patient ID Re-attending within 3 months - Adults	6	163	3.7%	14.7%	15.9%	16.7%
% of FP17s for the same patient ID Re-attending between 3 & 9 months - Children	1,034	1,389	74.4%	61.1%	58.6%	57.4%
% of FP17s for the same patient ID Re-attending between 3 & 9 months - Adults	119	163	73.0%	53.6%	51.6%	50.5%
% of FP17s for Band 1 Urgent Courses	37	1,356	2.7%	7.3%	8.0%	9.1%
% of FP17s Relating to Free Repair or Replacements	0	1,356	0.0%	0.8%	0.8%	0.8%
% of FP17s Relating to Continuations	0	1,356	0.0%	1.3%	1.3%	1.3%
% of Patients satisfied with the dentistry they have received	1	1	N/A	93.2%	93.1%	93.2%
% of Patients satisfied with the time they had to wait for an appointment	1	1	N/A	89.8%	89.1%	89.0%

* This is based on patients treated on this contract for their most recent course of treatment. Figures in italics indicate the base number of FP17s or Patient Questionnaire responses are less than 100. N/A is shown where the base number of responses is less than 10 during the period. % is calculated as Quantity/Base number*100

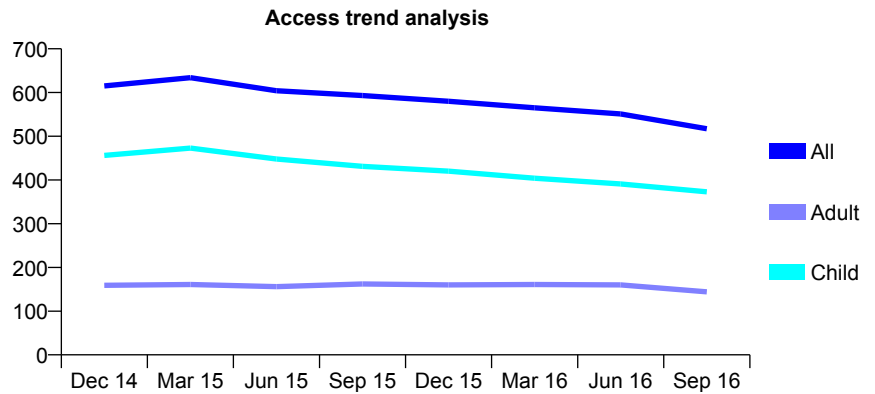
Q59 - Vital Signs At a Glance Contract Report for 101281/0132 - September 2016

Name or company name	OASIS DENTAL CARE LTD
Contract type name	GDS Contract
Purpose of contract	General
Contract start date	01/04/2006
Contract end date	

16/17 Contracted general activity (UDA)	1,021
Carry forward general activity (UDA)	-20
16/17 Contracted orthodontic activity (UOA)	0
Carry forward orthodontic activity (UOA)	0
Baseline contract value	£22,814.15

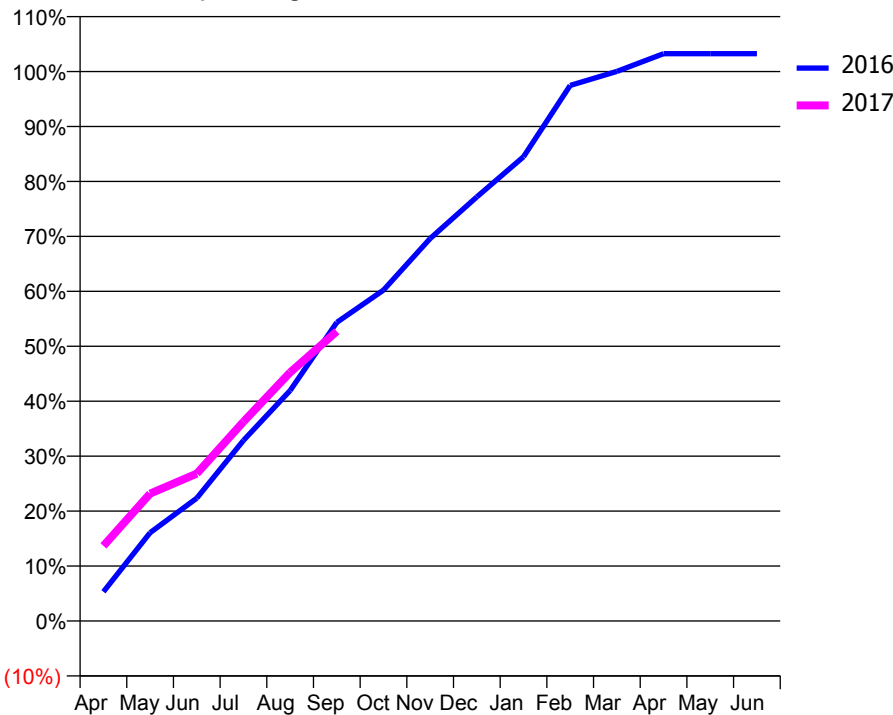
ACCESS*

Patients seen in 24 months	Total	Change since previous quarter
Quarter ending September 2015	593	
Quarter ending December 2015	580	↓
Quarter ending March 2016	565	↓
Quarter ending June 2016	551	↓
Quarter ending September 2016	517	↓
Variance since September 2015	(12.8%)	↓



ACTIVITY

Cumulative percentage of contracted UDA delivered 2016 & 2017



Month	Adjusted Scheduled Activity (UDA)	
	2016	2017
April	54	140
May	164	237
June	228	274
July	336	370
August	428	462
September	555	538
October	615	
November	711	
December	788	
January	863	
February	995	
March	1,021	
April	1,054	
May	1,054	
June	1,054	

QUALITY

	Quantity	Base Number	Contract	AT	Region	England
% of FP17s for the same patient ID Re-attending within 3 months - Children	14	315	4.4%	9.9%	12.0%	12.4%
% of FP17s for the same patient ID Re-attending within 3 months - Adults	7	72	9.7%	14.7%	15.9%	16.7%
% of FP17s for the same patient ID Re-attending between 3 & 9 months - Children	229	315	72.7%	61.1%	58.6%	57.4%
% of FP17s for the same patient ID Re-attending between 3 & 9 months - Adults	32	72	44.4%	53.6%	51.6%	50.5%
% of FP17s for Band 1 Urgent Courses	11	367	3.0%	7.3%	8.0%	9.1%
% of FP17s Relating to Free Repair or Replacements	1	367	0.3%	0.8%	0.8%	0.8%
% of FP17s Relating to Continuations	1	367	0.3%	1.3%	1.3%	1.3%
% of Patients satisfied with the dentistry they have received	0	0	N/A	93.2%	93.1%	93.2%
% of Patients satisfied with the time they had to wait for an appointment	0	0	N/A	89.8%	89.1%	89.0%

* This is based on patients treated on this contract for their most recent course of treatment. Figures in italics indicate the base number of FP17s or Patient Questionnaire responses are less than 100. N/A is shown where the base number of responses is less than 10 during the period. % is calculated as Quantity/Base number*100

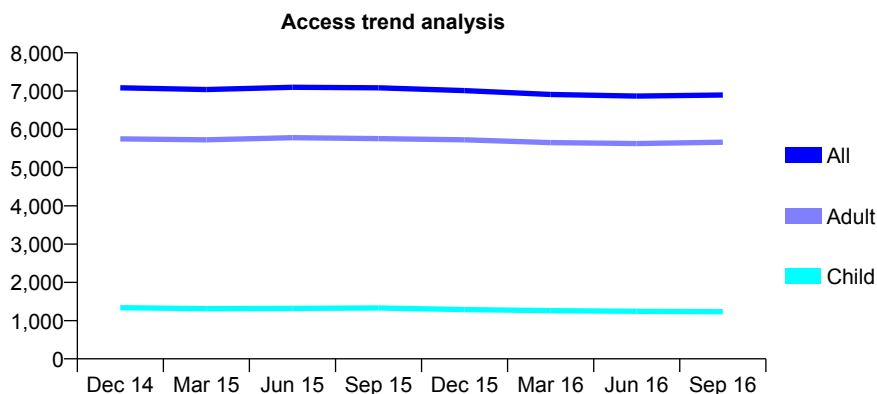
Q59 - Vital Signs At a Glance Contract Report for 101281/0161 - September 2016

Name or company name	OASIS DENTAL CARE LTD
Contract type name	GDS Contract
Purpose of contract	General
Contract start date	09/10/2006
Contract end date	

16/17 Contracted general activity (UDA)	27,589
Carry forward general activity (UDA)	0
16/17 Contracted orthodontic activity (UOA)	0
Carry forward orthodontic activity (UOA)	0
Baseline contract value	£608,139.85

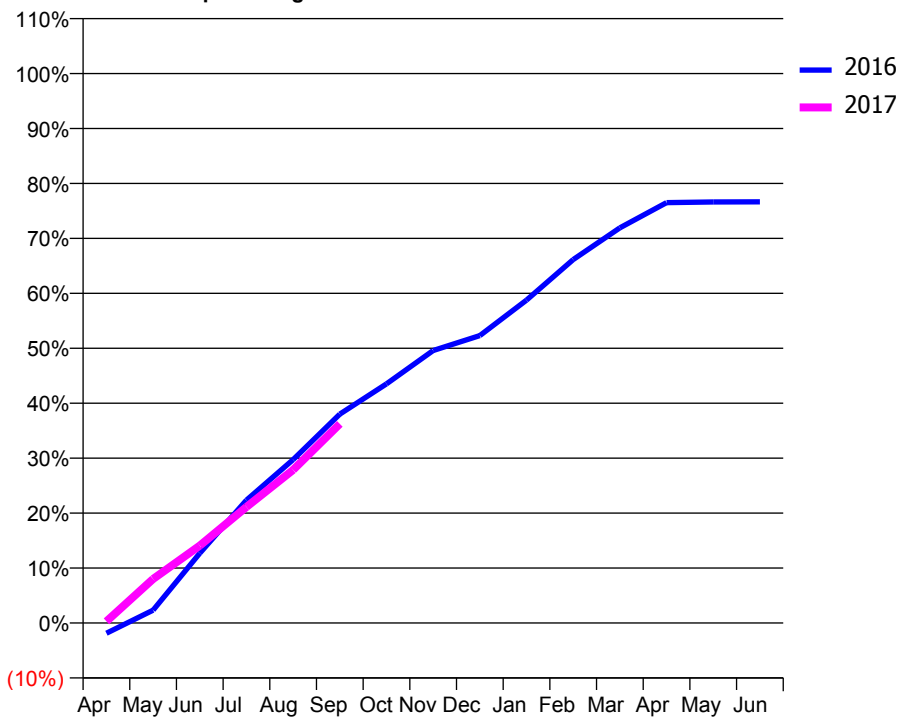
ACCESS*

Patients seen in 24 months	Total	Change since previous quarter
Quarter ending September 2015	7,085	
Quarter ending December 2015	7,011	↓
Quarter ending March 2016	6,912	↓
Quarter ending June 2016	6,870	→
Quarter ending September 2016	6,895	→
Variance since September 2015	(2.7%)	↓



ACTIVITY

Cumulative percentage of contracted UDA delivered 2016 & 2017



Adjusted Scheduled Activity (UDA)

Month	2016	2017
April	-518	85
May	649	2,212
June	3,504	3,886
July	6,170	5,828
August	8,207	7,688
September	10,490	10,001
October	12,007	
November	13,681	
December	14,432	
January	16,211	
February	18,245	
March	19,840	
April	21,106	
May	21,141	
June	21,148	

QUALITY

	Quantity	Base Number	Contract	AT	Region	England
% of FP17s for the same patient ID Re-attending within 3 months - Children	58	867	6.7%	9.9%	12.0%	12.4%
% of FP17s for the same patient ID Re-attending within 3 months - Adults	743	4,279	17.4%	14.7%	15.9%	16.7%
% of FP17s for the same patient ID Re-attending between 3 & 9 months - Children	482	867	55.6%	61.1%	58.6%	57.4%
% of FP17s for the same patient ID Re-attending between 3 & 9 months - Adults	2,389	4,279	55.8%	53.6%	51.6%	50.5%
% of FP17s for Band 1 Urgent Courses	291	4,543	6.4%	7.3%	8.0%	9.1%
% of FP17s Relating to Free Repair or Replacements	86	4,543	1.9%	0.8%	0.8%	0.8%
% of FP17s Relating to Continuations	235	4,543	5.2%	1.3%	1.3%	1.3%
% of Patients satisfied with the dentistry they have received	23	25	92.0%	93.2%	93.1%	93.2%
% of Patients satisfied with the time they had to wait for an appointment	21	25	84.0%	89.8%	89.1%	89.0%

* This is based on patients treated on this contract for their most recent course of treatment. Figures in italics indicate the base number of FP17s or Patient Questionnaire responses are less than 100. N/A is shown where the base number of responses is less than 10 during the period. % is calculated as Quantity/Base number*100

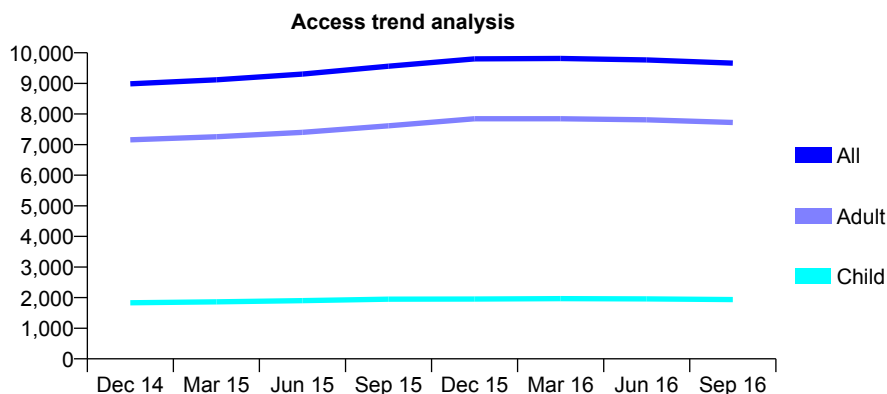
Q59 - Vital Signs At a Glance Contract Report for 101281/0178 - September 2016

Name or company name	OASIS DENTAL CARE LTD
Contract type name	GDS Contract
Purpose of contract	General
Contract start date	01/04/2008
Contract end date	

16/17 Contracted general activity (UDA)	30,000
Carry forward general activity (UDA)	1,128
16/17 Contracted orthodontic activity (UOA)	0
Carry forward orthodontic activity (UOA)	0
Baseline contract value	£661,289.15

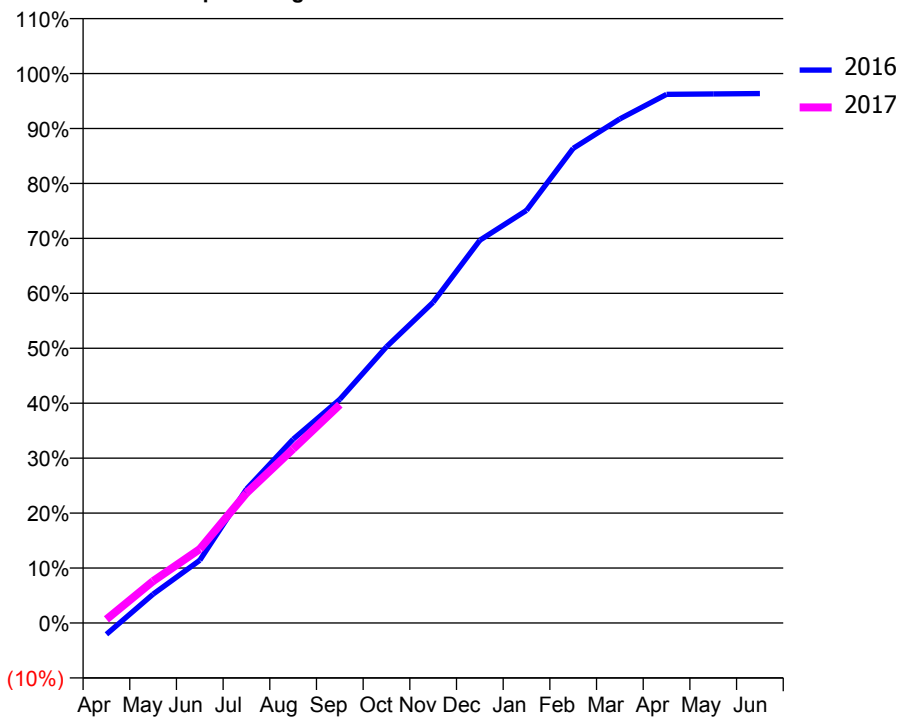
ACCESS*

Patients seen in 24 months	Total	Change since previous quarter
Quarter ending September 2015	9,562	
Quarter ending December 2015	9,800	↑
Quarter ending March 2016	9,815	→
Quarter ending June 2016	9,768	→
Quarter ending September 2016	9,662	↓
Variance since September 2015	1.0%	→



ACTIVITY

Cumulative percentage of contracted UDA delivered 2016 & 2017



Month	Adjusted Scheduled Activity (UDA)	
	2016	2017
April	-640	204
May	1,632	2,288
June	3,537	4,040
July	7,559	7,092
August	10,374	9,502
September	12,617	11,922
October	15,584	
November	18,099	
December	21,597	
January	23,278	
February	26,776	
March	28,443	
April	29,825	
May	29,850	
June	29,872	

QUALITY

	Quantity	Base Number	Contract	AT	Region	England
% of FP17s for the same patient ID Re-attending within 3 months - Children	108	1,526	7.1%	9.9%	12.0%	12.4%
% of FP17s for the same patient ID Re-attending within 3 months - Adults	856	5,752	14.9%	14.7%	15.9%	16.7%
% of FP17s for the same patient ID Re-attending between 3 & 9 months - Children	1,011	1,526	66.3%	61.1%	58.6%	57.4%
% of FP17s for the same patient ID Re-attending between 3 & 9 months - Adults	3,530	5,752	61.4%	53.6%	51.6%	50.5%
% of FP17s for Band 1 Urgent Courses	504	6,522	7.7%	7.3%	8.0%	9.1%
% of FP17s Relating to Free Repair or Replacements	54	6,522	0.8%	0.8%	0.8%	0.8%
% of FP17s Relating to Continuations	146	6,522	2.2%	1.3%	1.3%	1.3%
% of Patients satisfied with the dentistry they have received	10	10	100.0%	93.2%	93.1%	93.2%
% of Patients satisfied with the time they had to wait for an appointment	9	10	90.0%	89.8%	89.1%	89.0%

* This is based on patients treated on this contract for their most recent course of treatment. Figures in italics indicate the base number of FP17s or Patient Questionnaire responses are less than 100. N/A is shown where the base number of responses is less than 10 during the period. % is calculated as Quantity/Base number*100

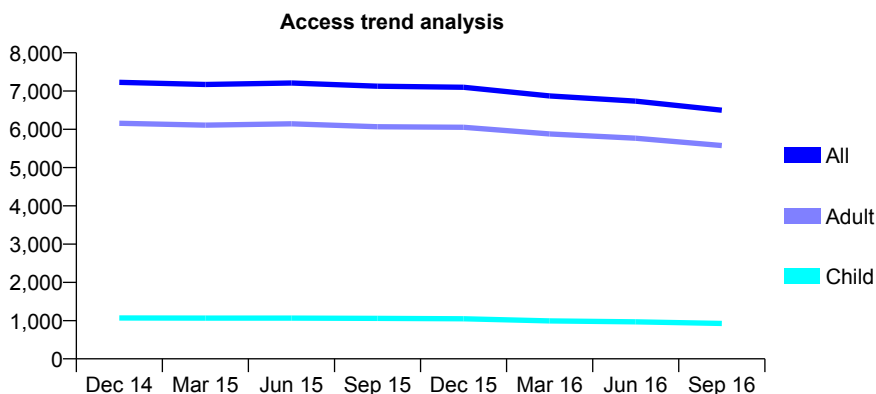
Q59 - Vital Signs At a Glance Contract Report for 101281/0197 - September 2016

Name or company name	OASIS DENTAL CARE LTD
Contract type name	GDS Contract
Purpose of contract	General
Contract start date	01/04/2009
Contract end date	

16/17 Contracted general activity (UDA)	22,500
Carry forward general activity (UDA)	0
16/17 Contracted orthodontic activity (UOA)	0
Carry forward orthodontic activity (UOA)	0
Baseline contract value	£495,925.49

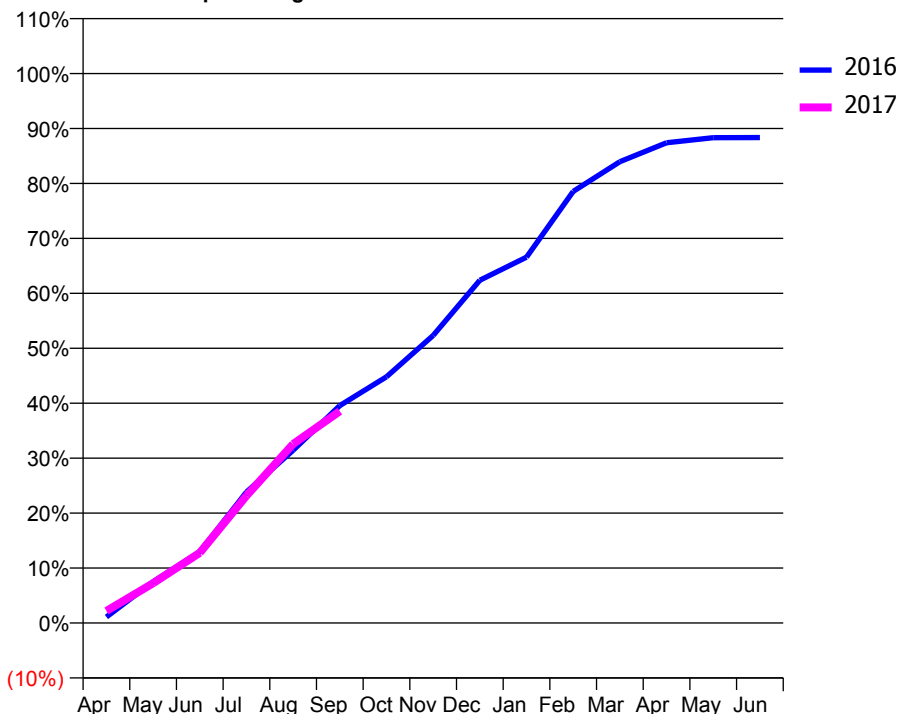
ACCESS*

Patients seen in 24 months	Total	Change since previous quarter
Quarter ending September 2015	7,126	
Quarter ending December 2015	7,099	→
Quarter ending March 2016	6,872	↓
Quarter ending June 2016	6,736	↓
Quarter ending September 2016	6,501	↓
Variance since September 2015	(8.8%)	↓



ACTIVITY

Cumulative percentage of contracted UDA delivered 2016 & 2017



Month	Adjusted Scheduled Activity (UDA)	
	2016	2017
April	277	492
May	1,876	1,631
June	3,242	2,875
July	5,960	5,210
August	7,859	7,333
September	9,893	8,673
October	11,201	
November	13,084	
December	15,597	
January	16,646	
February	19,632	
March	20,990	
April	21,849	
May	22,082	
June	22,086	

QUALITY

	Quantity	Base Number	Contract	AT	Region	England
% of FP17s for the same patient ID Re-attending within 3 months - Children	57	710	8.0%	9.9%	12.0%	12.4%
% of FP17s for the same patient ID Re-attending within 3 months - Adults	563	4,259	13.2%	14.7%	15.9%	16.7%
% of FP17s for the same patient ID Re-attending between 3 & 9 months - Children	478	710	67.3%	61.1%	58.6%	57.4%
% of FP17s for the same patient ID Re-attending between 3 & 9 months - Adults	2,922	4,259	68.6%	53.6%	51.6%	50.5%
% of FP17s for Band 1 Urgent Courses	206	4,452	4.6%	7.3%	8.0%	9.1%
% of FP17s Relating to Free Repair or Replacements	82	4,452	1.8%	0.8%	0.8%	0.8%
% of FP17s Relating to Continuations	104	4,452	2.3%	1.3%	1.3%	1.3%
% of Patients satisfied with the dentistry they have received	21	22	95.5%	93.2%	93.1%	93.2%
% of Patients satisfied with the time they had to wait for an appointment	20	22	90.9%	89.8%	89.1%	89.0%

* This is based on patients treated on this contract for their most recent course of treatment. Figures in italics indicate the base number of FP17s or Patient Questionnaire responses are less than 100. N/A is shown where the base number of responses is less than 10 during the period. % is calculated as Quantity/Base number*100

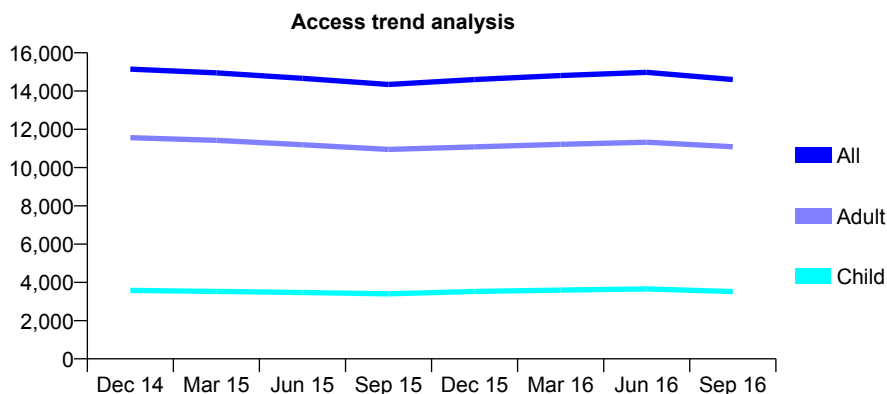
Q59 - Vital Signs At a Glance Contract Report for 101281/0230 - September 2016

Name or company name	OASIS DENTAL CARE LTD
Contract type name	PDS Plus Contract
Purpose of contract	General
Contract start date	01/02/2011
Contract end date	30/11/2016

16/17 Contracted general activity (UDA)	33,133
Carry forward general activity (UDA)	0
16/17 Contracted orthodontic activity (UOA)	0
Carry forward orthodontic activity (UOA)	0
Baseline contract value	£431,070.99

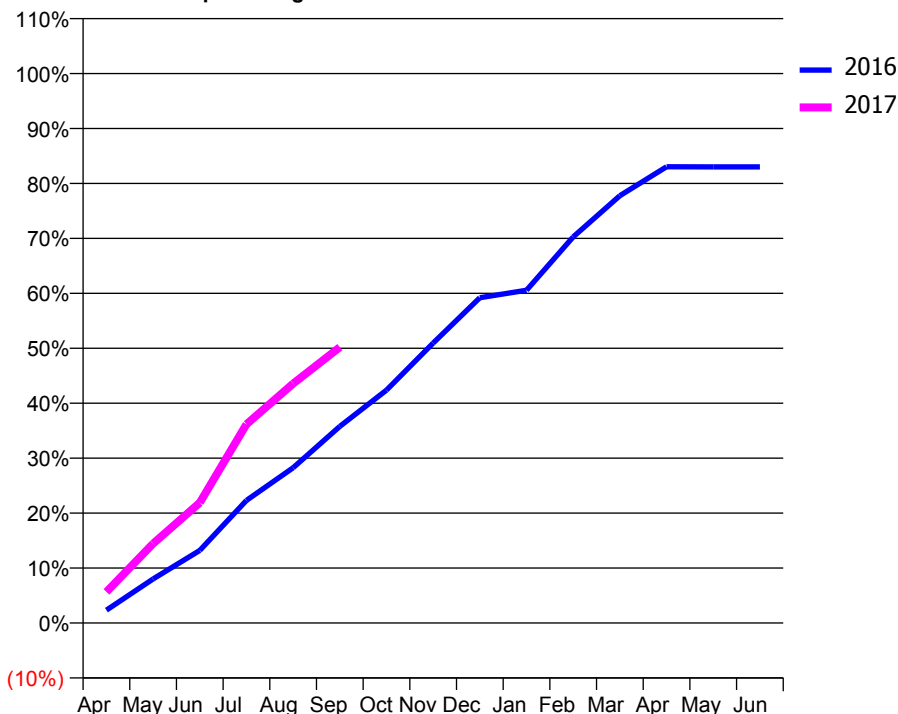
ACCESS*

Patients seen in 24 months	Total	Change since previous quarter
Quarter ending September 2015	14,345	
Quarter ending December 2015	14,605	→
Quarter ending March 2016	14,811	→
Quarter ending June 2016	14,980	→
Quarter ending September 2016	14,604	↓
Variance since September 2015	1.8%	→



ACTIVITY

Cumulative percentage of contracted UDA delivered 2016 & 2017



Month	Adjusted Scheduled Activity (UDA)	
	2016	2017
April	1,167	1,875
May	3,985	4,789
June	6,566	7,256
July	11,086	11,986
August	14,049	14,433
September	17,786	16,630
October	21,069	
November	25,320	
December	29,424	
January	30,098	
February	34,924	
March	38,652	
April	41,270	
May	41,253	
June	41,250	

QUALITY

	Quantity	Base Number	Contract	AT	Region	England
% of FP17s for the same patient ID Re-attending within 3 months - Children	222	2,813	7.9%	9.9%	12.0%	12.4%
% of FP17s for the same patient ID Re-attending within 3 months - Adults	1,403	8,197	17.1%	14.7%	15.9%	16.7%
% of FP17s for the same patient ID Re-attending between 3 & 9 months - Children	1,866	2,813	66.3%	61.1%	58.6%	57.4%
% of FP17s for the same patient ID Re-attending between 3 & 9 months - Adults	4,695	8,197	57.3%	53.6%	51.6%	50.5%
% of FP17s for Band 1 Urgent Courses	917	9,181	10.0%	7.3%	8.0%	9.1%
% of FP17s Relating to Free Repair or Replacements	79	9,181	0.9%	0.8%	0.8%	0.8%
% of FP17s Relating to Continuations	321	9,181	3.5%	1.3%	1.3%	1.3%
% of Patients satisfied with the dentistry they have received	34	36	94.4%	93.2%	93.1%	93.2%
% of Patients satisfied with the time they had to wait for an appointment	31	36	86.1%	89.8%	89.1%	89.0%

* This is based on patients treated on this contract for their most recent course of treatment. Figures in italics indicate the base number of FP17s or Patient Questionnaire responses are less than 100. N/A is shown where the base number of responses is less than 10 during the period. % is calculated as Quantity/Base number*100

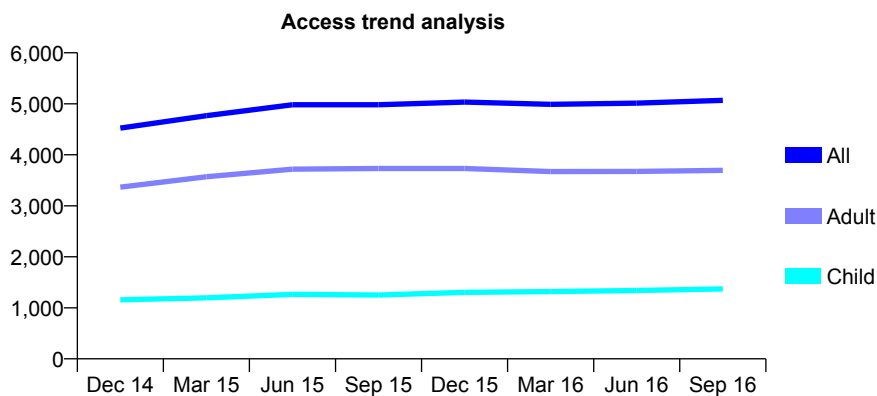
Q59 - Vital Signs At a Glance Contract Report for 101362/0015 - September 2016

Name or company name	Rodericks Dental Limited
Contract type name	GDS Contract
Purpose of contract	General
Contract start date	16/02/2009
Contract end date	

16/17 Contracted general activity (UDA)	12,250
Carry forward general activity (UDA)	-285
16/17 Contracted orthodontic activity (UOA)	0
Carry forward orthodontic activity (UOA)	0
Baseline contract value	£284,376.89

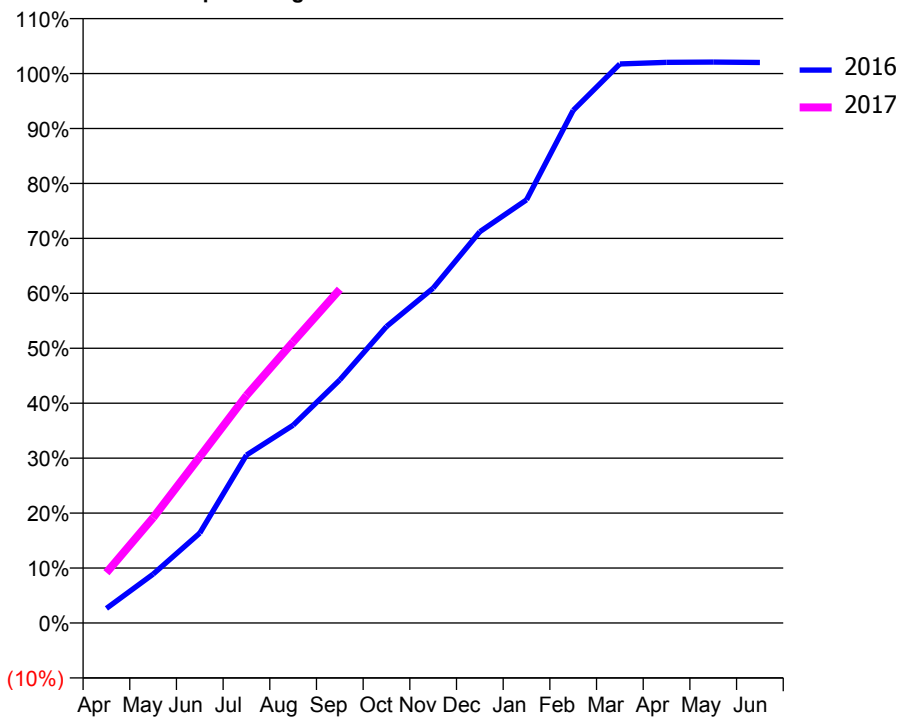
ACCESS*

Patients seen in 24 months	Total	Change since previous quarter
Quarter ending September 2015	4,983	
Quarter ending December 2015	5,033	→
Quarter ending March 2016	4,990	→
Quarter ending June 2016	5,014	→
Quarter ending September 2016	5,067	→
Variance since September 2015	1.7%	→



ACTIVITY

Cumulative percentage of contracted UDA delivered 2016 & 2017



Month	Adjusted Scheduled Activity (UDA)	
	2016	2017
April	379	1,122
May	1,266	2,348
June	2,332	3,704
July	4,355	5,073
August	5,131	6,267
September	6,307	7,438
October	7,688	
November	8,685	
December	10,147	
January	10,972	
February	13,295	
March	14,498	
April	14,538	
May	14,547	
June	14,535	

QUALITY

	Quantity	Base Number	Contract	AT	Region	England
% of FP17s for the same patient ID Re-attending within 3 months - Children	98	1,080	9.1%	9.9%	12.0%	12.4%
% of FP17s for the same patient ID Re-attending within 3 months - Adults	354	2,239	15.8%	14.7%	15.9%	16.7%
% of FP17s for the same patient ID Re-attending between 3 & 9 months - Children	670	1,080	62.0%	61.1%	58.6%	57.4%
% of FP17s for the same patient ID Re-attending between 3 & 9 months - Adults	1,076	2,239	48.1%	53.6%	51.6%	50.5%
% of FP17s for Band 1 Urgent Courses	235	3,286	7.2%	7.3%	8.0%	9.1%
% of FP17s Relating to Free Repair or Replacements	53	3,286	1.6%	0.8%	0.8%	0.8%
% of FP17s Relating to Continuations	40	3,286	1.2%	1.3%	1.3%	1.3%
% of Patients satisfied with the dentistry they have received	7	8	N/A	93.2%	93.1%	93.2%
% of Patients satisfied with the time they had to wait for an appointment	7	8	N/A	89.8%	89.1%	89.0%

* This is based on patients treated on this contract for their most recent course of treatment. Figures in italics indicate the base number of FP17s or Patient Questionnaire responses are less than 100. N/A is shown where the base number of responses is less than 10 during the period. % is calculated as Quantity/Base number*100

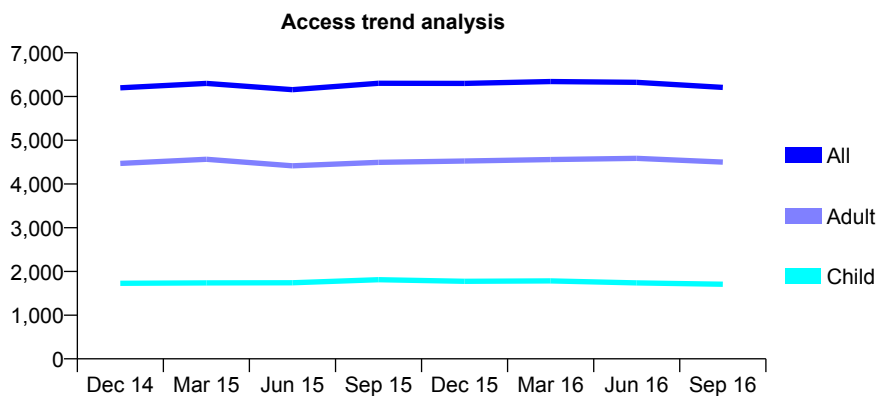
Q59 - Vital Signs At a Glance Contract Report for 101362/0033 - September 2016

Name or company name	Rodericks Dental Limited
Contract type name	PDS Plus Contract
Purpose of contract	General
Contract start date	01/09/2010
Contract end date	30/11/2016

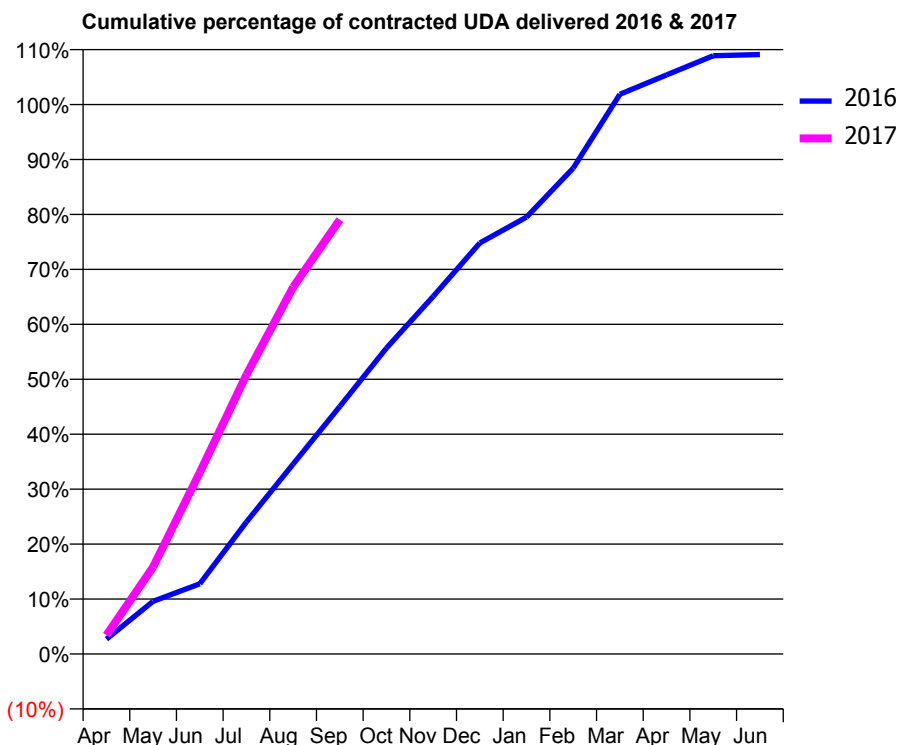
16/17 Contracted general activity (UDA)	8,333
Carry forward general activity (UDA)	-287
16/17 Contracted orthodontic activity (UOA)	0
Carry forward orthodontic activity (UOA)	0
Baseline contract value	£115,194.75

ACCESS*

Patients seen in 24 months	Total	Change since previous quarter
Quarter ending September 2015	6,303	
Quarter ending December 2015	6,299	→
Quarter ending March 2016	6,342	→
Quarter ending June 2016	6,323	→
Quarter ending September 2016	6,209	↓
Variance since September 2015	(1.5%)	↓



ACTIVITY



Month	Adjusted Scheduled Activity (UDA)	
	2016	2017
April	362	287
May	1,288	1,319
June	1,716	2,752
July	3,227	4,236
August	4,641	5,565
September	6,049	6,586
October	7,476	
November	8,736	
December	10,042	
January	10,676	
February	11,871	
March	13,676	
April	14,147	
May	14,616	
June	14,647	

QUALITY

	Quantity	Base Number	Contract	AT	Region	England
% of FP17s for the same patient ID Re-attending within 3 months - Children	63	1,157	5.4%	9.9%	12.0%	12.4%
% of FP17s for the same patient ID Re-attending within 3 months - Adults	181	2,513	7.2%	14.7%	15.9%	16.7%
% of FP17s for the same patient ID Re-attending between 3 & 9 months - Children	588	1,157	50.8%	61.1%	58.6%	57.4%
% of FP17s for the same patient ID Re-attending between 3 & 9 months - Adults	1,066	2,513	42.4%	53.6%	51.6%	50.5%
% of FP17s for Band 1 Urgent Courses	92	3,193	2.9%	7.3%	8.0%	9.1%
% of FP17s Relating to Free Repair or Replacements	12	3,193	0.4%	0.8%	0.8%	0.8%
% of FP17s Relating to Continuations	16	3,193	0.5%	1.3%	1.3%	1.3%
% of Patients satisfied with the dentistry they have received	12	12	100.0%	93.2%	93.1%	93.2%
% of Patients satisfied with the time they had to wait for an appointment	12	12	100.0%	89.8%	89.1%	89.0%

* This is based on patients treated on this contract for their most recent course of treatment. Figures in italics indicate the base number of FP17s or Patient Questionnaire responses are less than 100. N/A is shown where the base number of responses is less than 10 during the period. % is calculated as Quantity/Base number*100

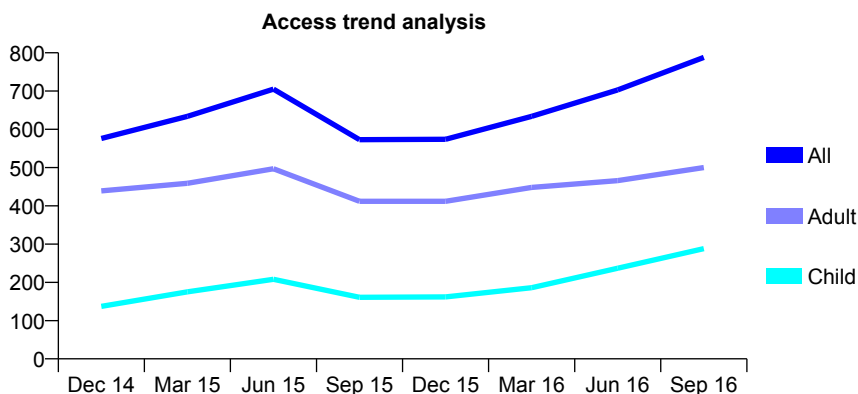
Q59 - Vital Signs At a Glance Contract Report for 101362/0049 - September 2016

Name or company name	Rodericks Dental Limited
Contract type name	GDS Contract
Purpose of contract	General
Contract start date	01/04/2012
Contract end date	

16/17 Contracted general activity (UDA)	1,383
Carry forward general activity (UDA)	-28
16/17 Contracted orthodontic activity (UOA)	0
Carry forward orthodontic activity (UOA)	0
Baseline contract value	£25,256.98

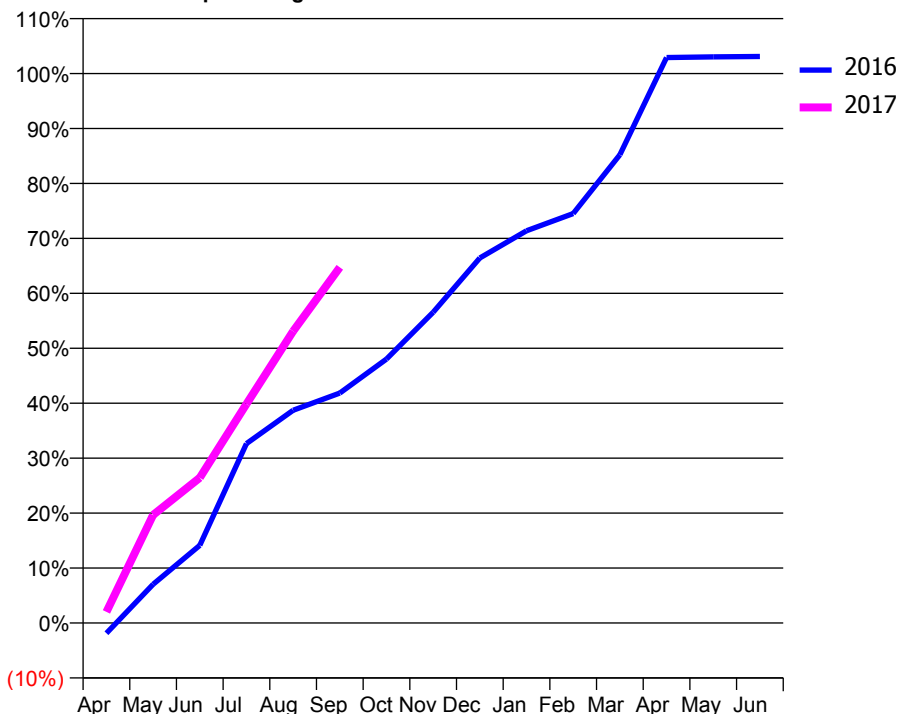
ACCESS*

Patients seen in 24 months	Total	Change since previous quarter
Quarter ending September 2015	573	
Quarter ending December 2015	574	→
Quarter ending March 2016	634	↑
Quarter ending June 2016	703	↑
Quarter ending September 2016	788	↑
Variance since September 2015	37.5%	↑



ACTIVITY

Cumulative percentage of contracted UDA delivered 2016 & 2017



Adjusted Scheduled Activity (UDA)

Month	2016	2017
April	-26	28
May	98	272
June	196	366
July	452	551
August	536	734
September	579	895
October	664	
November	782	
December	919	
January	987	
February	1,031	
March	1,178	
April	1,423	
May	1,425	
June	1,426	

QUALITY

	Quantity	Base Number	Contract	AT	Region	England
% of FP17s for the same patient ID Re-attending within 3 months - Children	10	299	3.3%	9.9%	12.0%	12.4%
% of FP17s for the same patient ID Re-attending within 3 months - Adults	20	472	4.2%	14.7%	15.9%	16.7%
% of FP17s for the same patient ID Re-attending between 3 & 9 months - Children	28	299	9.4%	61.1%	58.6%	57.4%
% of FP17s for the same patient ID Re-attending between 3 & 9 months - Adults	15	472	3.2%	53.6%	51.6%	50.5%
% of FP17s for Band 1 Urgent Courses	241	663	36.3%	7.3%	8.0%	9.1%
% of FP17s Relating to Free Repair or Replacements	4	663	0.6%	0.8%	0.8%	0.8%
% of FP17s Relating to Continuations	1	663	0.2%	1.3%	1.3%	1.3%
% of Patients satisfied with the dentistry they have received	0	0	N/A	93.2%	93.1%	93.2%
% of Patients satisfied with the time they had to wait for an appointment	0	0	N/A	89.8%	89.1%	89.0%

* This is based on patients treated on this contract for their most recent course of treatment. Figures in italics indicate the base number of FP17s or Patient Questionnaire responses are less than 100. N/A is shown where the base number of responses is less than 10 during the period. % is calculated as Quantity/Base number*100

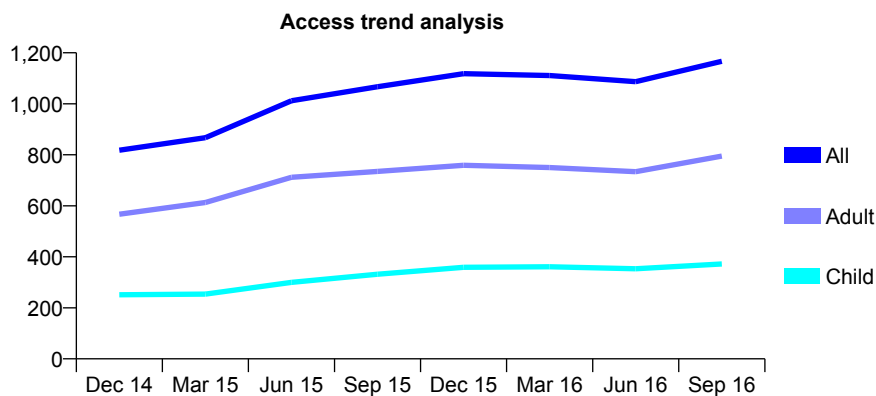
Q59 - Vital Signs At a Glance Contract Report for 101370/0033 - September 2016

Name or company name	Petrie Tucker & Partners Ltd
Contract type name	GDS Contract
Purpose of contract	General and Orthodontic
Contract start date	01/04/2006
Contract end date	

16/17 Contracted general activity (UDA)	3,500
Carry forward general activity (UDA)	0
16/17 Contracted orthodontic activity (UOA)	4,510
Carry forward orthodontic activity (UOA)	0
Baseline contract value	£383,444.33

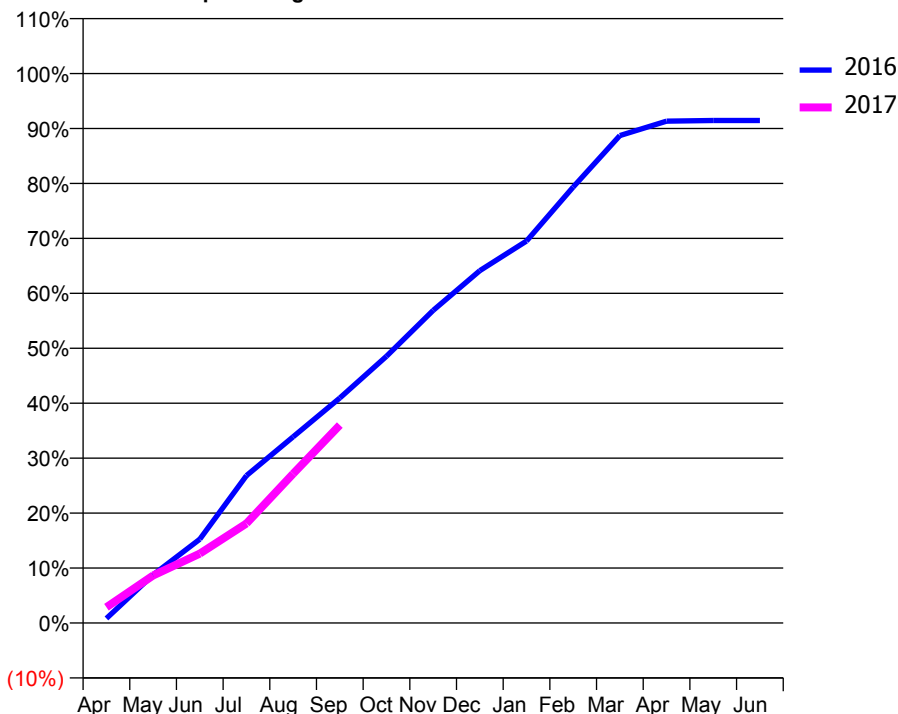
ACCESS*

Patients seen in 24 months	Total	Change since previous quarter
Quarter ending September 2015	1,067	
Quarter ending December 2015	1,118	↑
Quarter ending March 2016	1,111	→
Quarter ending June 2016	1,087	↓
Quarter ending September 2016	1,167	↑
Variance since September 2015	9.4%	↑



ACTIVITY

Cumulative percentage of contracted UDA delivered 2016 & 2017



Month	Adjusted Scheduled Activity (UDA)	
	2016	2017
April	29	100
May	307	303
June	534	442
July	939	634
August	1,186	951
September	1,433	1,261
October	1,699	
November	1,992	
December	2,244	
January	2,433	
February	2,777	
March	3,104	
April	3,197	
May	3,201	
June	3,201	

QUALITY

	Quantity	Base Number	Contract	AT	Region	England
% of FP17s for the same patient ID Re-attending within 3 months - Children	6	339	1.8%	9.9%	12.0%	12.4%
% of FP17s for the same patient ID Re-attending within 3 months - Adults	40	474	8.4%	14.7%	15.9%	16.7%
% of FP17s for the same patient ID Re-attending between 3 & 9 months - Children	116	339	34.2%	61.1%	58.6%	57.4%
% of FP17s for the same patient ID Re-attending between 3 & 9 months - Adults	239	474	50.4%	53.6%	51.6%	50.5%
% of FP17s for Band 1 Urgent Courses	46	638	7.2%	7.3%	8.0%	9.1%
% of FP17s Relating to Free Repair or Replacements	0	638	0.0%	0.8%	0.8%	0.8%
% of FP17s Relating to Continuations	3	638	0.5%	1.3%	1.3%	1.3%
% of Patients satisfied with the dentistry they have received	2	2	N/A	93.2%	93.1%	93.2%
% of Patients satisfied with the time they had to wait for an appointment	2	2	N/A	89.8%	89.1%	89.0%

* This is based on patients treated on this contract for their most recent course of treatment. Figures in italics indicate the base number of FP17s or Patient Questionnaire responses are less than 100. N/A is shown where the base number of responses is less than 10 during the period. % is calculated as Quantity/Base number*100

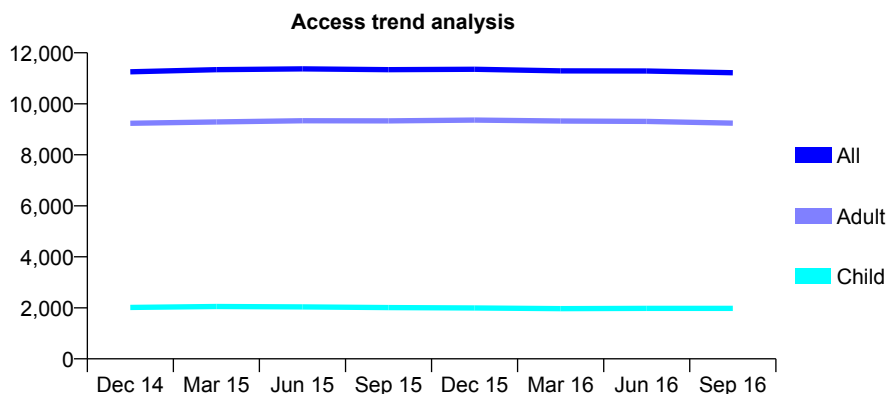
Q59 - Vital Signs At a Glance Contract Report for 101370/0034 - September 2016

Name or company name	Petrie Tucker & Partners Ltd
Contract type name	GDS Contract
Purpose of contract	General
Contract start date	01/04/2006
Contract end date	

16/17 Contracted general activity (UDA)	34,186
Carry forward general activity (UDA)	0
16/17 Contracted orthodontic activity (UOA)	0
Carry forward orthodontic activity (UOA)	0
Baseline contract value	£819,458.82

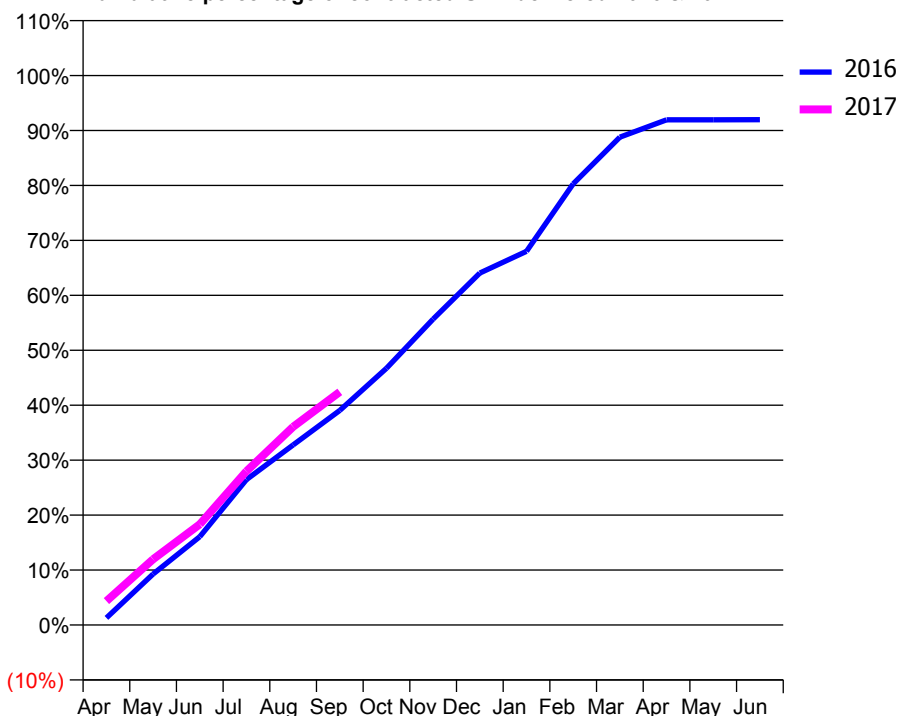
ACCESS*

Patients seen in 24 months	Total	Change since previous quarter
Quarter ending September 2015	11,341	
Quarter ending December 2015	11,356	→
Quarter ending March 2016	11,291	→
Quarter ending June 2016	11,287	→
Quarter ending September 2016	11,219	→
Variance since September 2015	(1.1%)	↓



ACTIVITY

Cumulative percentage of contracted UDA delivered 2016 & 2017



Month	Adjusted Scheduled Activity (UDA)	
	2016	2017
April	420	1,490
May	2,986	4,096
June	5,173	6,264
July	8,521	9,572
August	10,547	12,328
September	12,570	14,505
October	15,037	
November	17,924	
December	20,615	
January	21,886	
February	25,838	
March	28,579	
April	29,591	
May	29,587	
June	29,597	

QUALITY

	Quantity	Base Number	Contract	AT	Region	England
% of FP17s for the same patient ID Re-attending within 3 months - Children	79	1,405	5.6%	9.9%	12.0%	12.4%
% of FP17s for the same patient ID Re-attending within 3 months - Adults	642	5,709	11.2%	14.7%	15.9%	16.7%
% of FP17s for the same patient ID Re-attending between 3 & 9 months - Children	728	1,405	51.8%	61.1%	58.6%	57.4%
% of FP17s for the same patient ID Re-attending between 3 & 9 months - Adults	2,169	5,709	38.0%	53.6%	51.6%	50.5%
% of FP17s for Band 1 Urgent Courses	268	6,666	4.0%	7.3%	8.0%	9.1%
% of FP17s Relating to Free Repair or Replacements	81	6,666	1.2%	0.8%	0.8%	0.8%
% of FP17s Relating to Continuations	183	6,666	2.7%	1.3%	1.3%	1.3%
% of Patients satisfied with the dentistry they have received	12	13	92.3%	93.2%	93.1%	93.2%
% of Patients satisfied with the time they had to wait for an appointment	12	13	92.3%	89.8%	89.1%	89.0%

* This is based on patients treated on this contract for their most recent course of treatment. Figures in italics indicate the base number of FP17s or Patient Questionnaire responses are less than 100. N/A is shown where the base number of responses is less than 10 during the period. % is calculated as Quantity/Base number*100

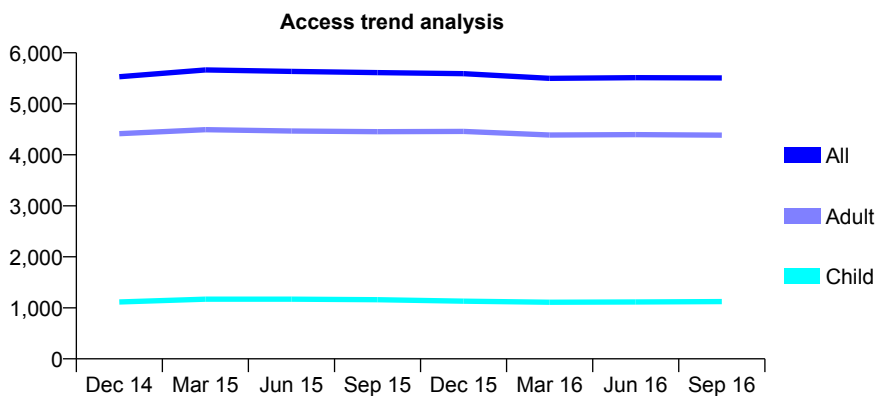
Q59 - Vital Signs At a Glance Contract Report for 101370/0035 - September 2016

Name or company name	Petrie Tucker & Partners Ltd
Contract type name	GDS Contract
Purpose of contract	General
Contract start date	01/04/2006
Contract end date	

16/17 Contracted general activity (UDA)	19,958
Carry forward general activity (UDA)	0
16/17 Contracted orthodontic activity (UOA)	0
Carry forward orthodontic activity (UOA)	0
Baseline contract value	£526,711.96

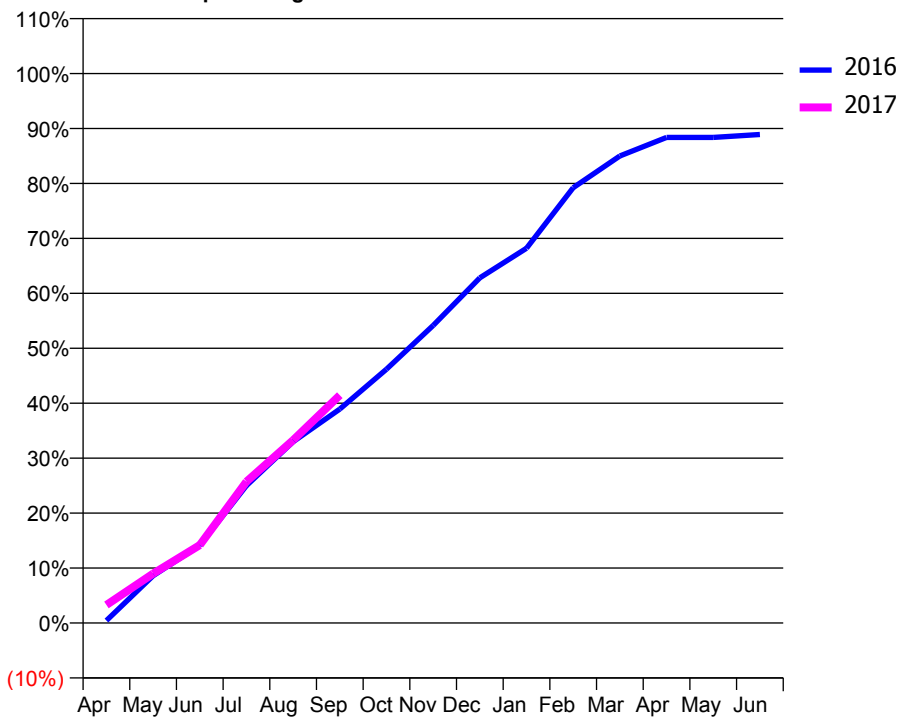
ACCESS*

Patients seen in 24 months	Total	Change since previous quarter
Quarter ending September 2015	5,613	
Quarter ending December 2015	5,590	→
Quarter ending March 2016	5,499	↓
Quarter ending June 2016	5,512	→
Quarter ending September 2016	5,507	→
Variance since September 2015	(1.9%)	↓



ACTIVITY

Cumulative percentage of contracted UDA delivered 2016 & 2017



Month	Adjusted Scheduled Activity (UDA)	
	2016	2017
April	92	654
May	1,715	1,795
June	2,822	2,832
July	4,992	5,138
August	6,583	6,644
September	7,770	8,276
October	9,219	
November	10,808	
December	12,539	
January	13,611	
February	15,811	
March	16,964	
April	17,638	
May	17,639	
June	17,742	

QUALITY

	Quantity	Base Number	Contract	AT	Region	England
% of FP17s for the same patient ID Re-attending within 3 months - Children	75	867	8.7%	9.9%	12.0%	12.4%
% of FP17s for the same patient ID Re-attending within 3 months - Adults	403	2,961	13.6%	14.7%	15.9%	16.7%
% of FP17s for the same patient ID Re-attending between 3 & 9 months - Children	538	867	62.1%	61.1%	58.6%	57.4%
% of FP17s for the same patient ID Re-attending between 3 & 9 months - Adults	1,708	2,961	57.7%	53.6%	51.6%	50.5%
% of FP17s for Band 1 Urgent Courses	111	3,398	3.3%	7.3%	8.0%	9.1%
% of FP17s Relating to Free Repair or Replacements	18	3,398	0.5%	0.8%	0.8%	0.8%
% of FP17s Relating to Continuations	140	3,398	4.1%	1.3%	1.3%	1.3%
% of Patients satisfied with the dentistry they have received	7	7	N/A	93.2%	93.1%	93.2%
% of Patients satisfied with the time they had to wait for an appointment	7	7	N/A	89.8%	89.1%	89.0%

* This is based on patients treated on this contract for their most recent course of treatment. Figures in italics indicate the base number of FP17s or Patient Questionnaire responses are less than 100. N/A is shown where the base number of responses is less than 10 during the period. % is calculated as Quantity/Base number*100

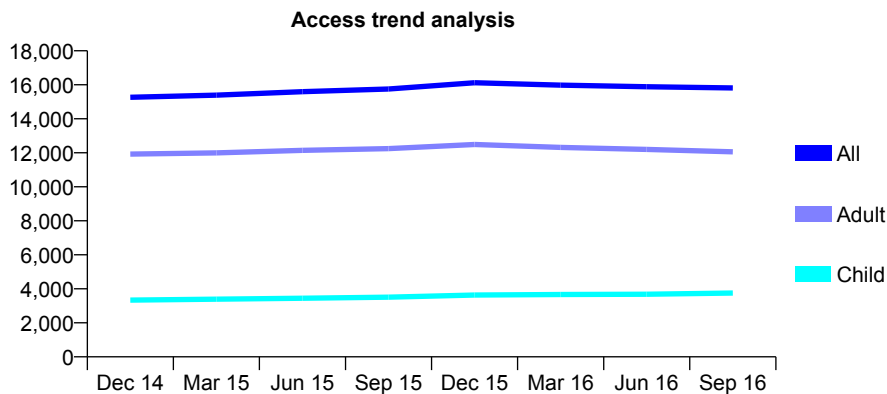
Q59 - Vital Signs At a Glance Contract Report for 101370/0085 - September 2016

Name or company name	Petrie Tucker & Partners Ltd
Contract type name	GDS Contract
Purpose of contract	General
Contract start date	01/04/2007
Contract end date	

16/17 Contracted general activity (UDA)	41,556
Carry forward general activity (UDA)	0
16/17 Contracted orthodontic activity (UOA)	0
Carry forward orthodontic activity (UOA)	0
Baseline contract value	£1,037,185.86

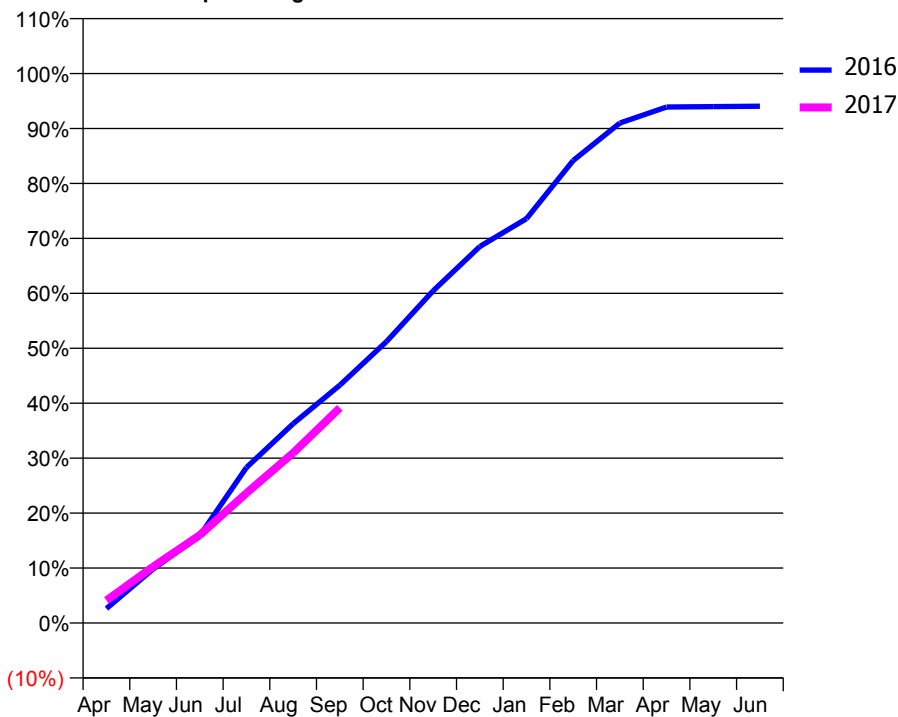
ACCESS*

Patients seen in 24 months	Total	Change since previous quarter
Quarter ending September 2015	15,754	
Quarter ending December 2015	16,123	↑
Quarter ending March 2016	15,984	→
Quarter ending June 2016	15,884	→
Quarter ending September 2016	15,812	→
Variance since September 2015	0.4%	→



ACTIVITY

Cumulative percentage of contracted UDA delivered 2016 & 2017



Month	Adjusted Scheduled Activity (UDA)	
	2016	2017
April	1,093	1,710
May	4,077	4,257
June	6,606	6,654
July	11,767	9,830
August	15,067	12,866
September	17,988	16,272
October	21,280	
November	25,124	
December	28,473	
January	30,579	
February	34,975	
March	37,815	
April	39,022	
May	39,048	
June	39,083	

QUALITY

	Quantity	Base Number	Contract	AT	Region	England
% of FP17s for the same patient ID Re-attending within 3 months - Children	89	2,316	3.8%	9.9%	12.0%	12.4%
% of FP17s for the same patient ID Re-attending within 3 months - Adults	513	5,811	8.8%	14.7%	15.9%	16.7%
% of FP17s for the same patient ID Re-attending between 3 & 9 months - Children	1,136	2,316	49.1%	61.1%	58.6%	57.4%
% of FP17s for the same patient ID Re-attending between 3 & 9 months - Adults	1,918	5,811	33.0%	53.6%	51.6%	50.5%
% of FP17s for Band 1 Urgent Courses	138	7,541	1.8%	7.3%	8.0%	9.1%
% of FP17s Relating to Free Repair or Replacements	36	7,541	0.5%	0.8%	0.8%	0.8%
% of FP17s Relating to Continuations	151	7,541	2.0%	1.3%	1.3%	1.3%
% of Patients satisfied with the dentistry they have received	10	11	90.9%	93.2%	93.1%	93.2%
% of Patients satisfied with the time they had to wait for an appointment	11	11	100.0%	89.8%	89.1%	89.0%

* This is based on patients treated on this contract for their most recent course of treatment. Figures in italics indicate the base number of FP17s or Patient Questionnaire responses are less than 100. N/A is shown where the base number of responses is less than 10 during the period. % is calculated as Quantity/Base number*100

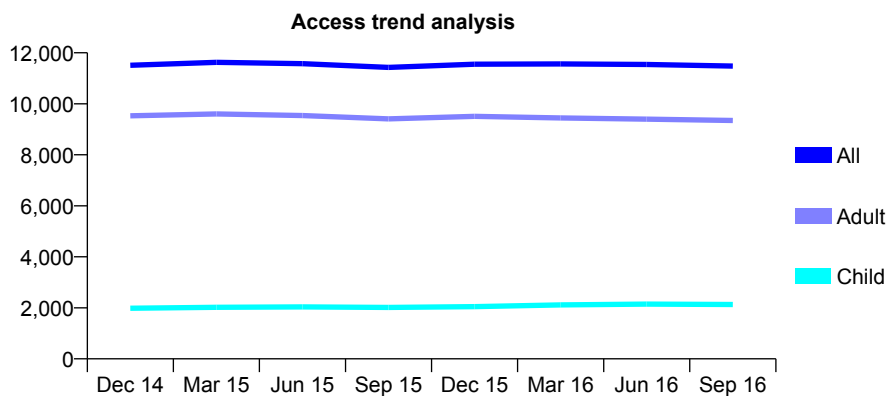
Q59 - Vital Signs At a Glance Contract Report for 101435/0051 - September 2016

Name or company name	IDH Limited
Contract type name	GDS Contract
Purpose of contract	General
Contract start date	01/12/2006
Contract end date	

16/17 Contracted general activity (UDA)	40,000
Carry forward general activity (UDA)	0
16/17 Contracted orthodontic activity (UOA)	0
Carry forward orthodontic activity (UOA)	0
Baseline contract value	£869,997.97

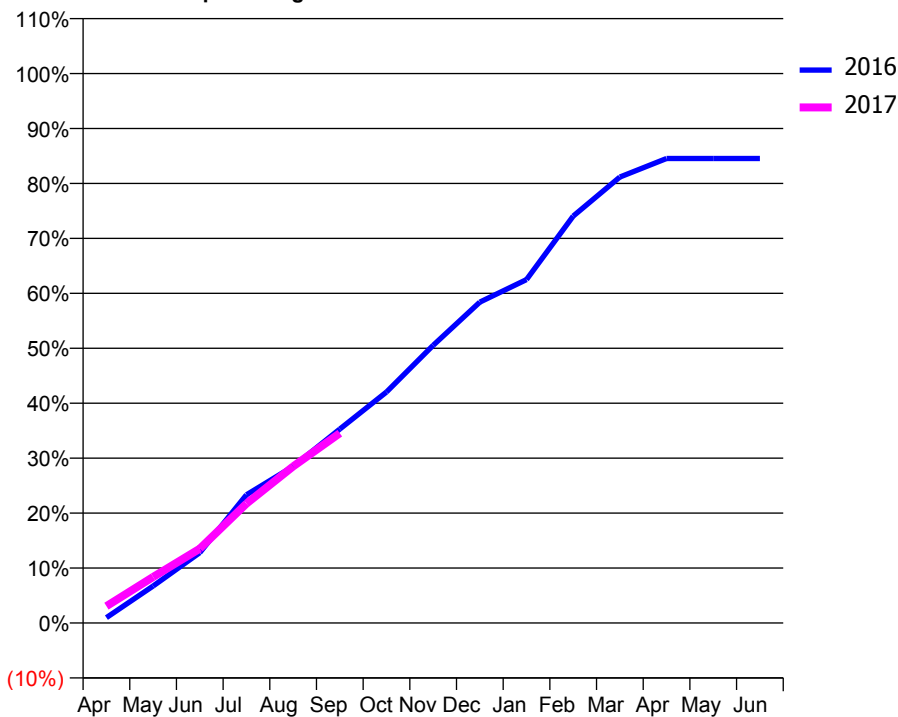
ACCESS*

Patients seen in 24 months	Total	Change since previous quarter
Quarter ending September 2015	11,427	
Quarter ending December 2015	11,554	→
Quarter ending March 2016	11,565	→
Quarter ending June 2016	11,544	→
Quarter ending September 2016	11,478	→
Variance since September 2015	0.4%	→



ACTIVITY

Cumulative percentage of contracted UDA delivered 2016 & 2017



Month	Adjusted Scheduled Activity (UDA)	
	2016	2017
April	351	1,223
May	2,426	3,351
June	4,609	5,408
July	8,398	8,689
August	10,264	11,398
September	12,710	13,822
October	15,139	
November	18,192	
December	21,023	
January	22,497	
February	26,659	
March	29,222	
April	30,433	
May	30,433	
June	30,434	

QUALITY

	Quantity	Base Number	Contract	AT	Region	England
% of FP17s for the same patient ID Re-attending within 3 months - Children	91	1,479	6.2%	9.9%	12.0%	12.4%
% of FP17s for the same patient ID Re-attending within 3 months - Adults	572	5,700	10.0%	14.7%	15.9%	16.7%
% of FP17s for the same patient ID Re-attending between 3 & 9 months - Children	864	1,479	58.4%	61.1%	58.6%	57.4%
% of FP17s for the same patient ID Re-attending between 3 & 9 months - Adults	2,905	5,700	51.0%	53.6%	51.6%	50.5%
% of FP17s for Band 1 Urgent Courses	359	6,665	5.4%	7.3%	8.0%	9.1%
% of FP17s Relating to Free Repair or Replacements	54	6,665	0.8%	0.8%	0.8%	0.8%
% of FP17s Relating to Continuations	119	6,665	1.8%	1.3%	1.3%	1.3%
% of Patients satisfied with the dentistry they have received	20	20	100.0%	93.2%	93.1%	93.2%
% of Patients satisfied with the time they had to wait for an appointment	17	20	85.0%	89.8%	89.1%	89.0%

* This is based on patients treated on this contract for their most recent course of treatment. Figures in italics indicate the base number of FP17s or Patient Questionnaire responses are less than 100. N/A is shown where the base number of responses is less than 10 during the period. % is calculated as Quantity/Base number*100

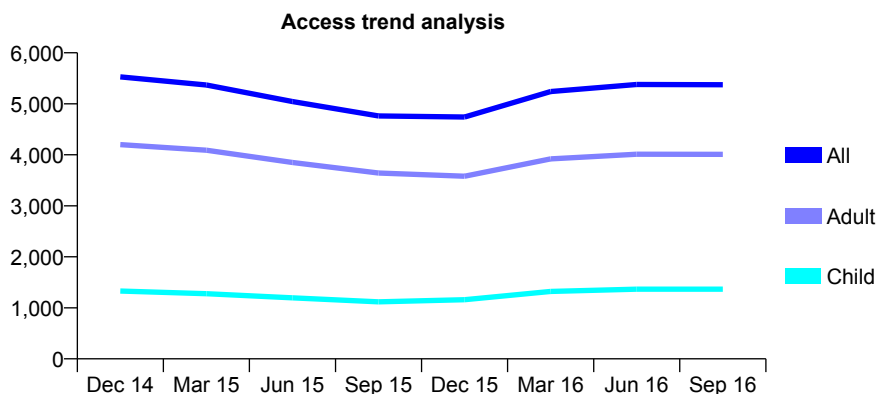
Q59 - Vital Signs At a Glance Contract Report for 101435/0052 - September 2016

Name or company name	IDH Limited
Contract type name	GDS Contract
Purpose of contract	General
Contract start date	05/02/2007
Contract end date	

16/17 Contracted general activity (UDA)	17,000
Carry forward general activity (UDA)	0
16/17 Contracted orthodontic activity (UOA)	0
Carry forward orthodontic activity (UOA)	0
Baseline contract value	£379,960.83

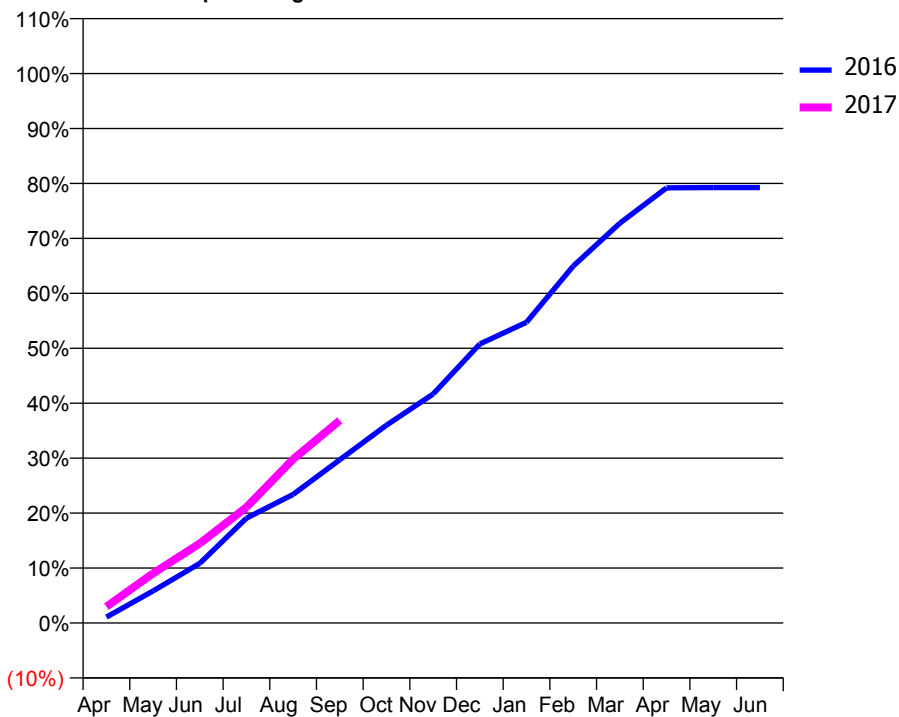
ACCESS*

Patients seen in 24 months	Total	Change since previous quarter
Quarter ending September 2015	4,761	
Quarter ending December 2015	4,741	→
Quarter ending March 2016	5,241	↑
Quarter ending June 2016	5,379	↑
Quarter ending September 2016	5,375	→
Variance since September 2015	12.9%	↑



ACTIVITY

Cumulative percentage of contracted UDA delivered 2016 & 2017



Month	Adjusted Scheduled Activity (UDA)	
	2016	2017
April	183	504
May	990	1,535
June	1,845	2,460
July	3,246	3,583
August	3,977	5,070
September	5,052	6,268
October	6,121	
November	7,085	
December	8,631	
January	9,304	
February	11,040	
March	12,369	
April	13,463	
May	13,472	
June	13,473	

QUALITY

	Quantity	Base Number	Contract	AT	Region	England
% of FP17s for the same patient ID Re-attending within 3 months - Children	32	967	3.3%	9.9%	12.0%	12.4%
% of FP17s for the same patient ID Re-attending within 3 months - Adults	363	2,676	13.6%	14.7%	15.9%	16.7%
% of FP17s for the same patient ID Re-attending between 3 & 9 months - Children	401	967	41.5%	61.1%	58.6%	57.4%
% of FP17s for the same patient ID Re-attending between 3 & 9 months - Adults	997	2,676	37.3%	53.6%	51.6%	50.5%
% of FP17s for Band 1 Urgent Courses	192	3,053	6.3%	7.3%	8.0%	9.1%
% of FP17s Relating to Free Repair or Replacements	20	3,053	0.7%	0.8%	0.8%	0.8%
% of FP17s Relating to Continuations	81	3,053	2.7%	1.3%	1.3%	1.3%
% of Patients satisfied with the dentistry they have received	11	11	100.0%	93.2%	93.1%	93.2%
% of Patients satisfied with the time they had to wait for an appointment	10	11	90.9%	89.8%	89.1%	89.0%

* This is based on patients treated on this contract for their most recent course of treatment. Figures in italics indicate the base number of FP17s or Patient Questionnaire responses are less than 100. N/A is shown where the base number of responses is less than 10 during the period. % is calculated as Quantity/Base number*100

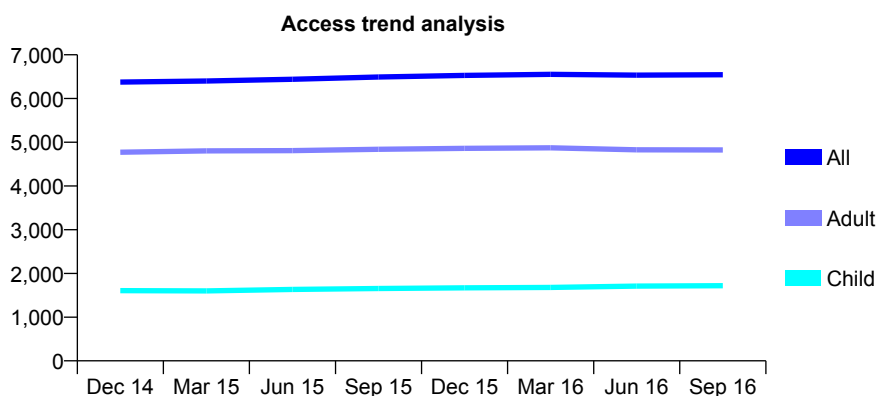
Q59 - Vital Signs At a Glance Contract Report for 101435/0053 - September 2016

Name or company name	IDH Limited
Contract type name	GDS Contract
Purpose of contract	General
Contract start date	01/12/2006
Contract end date	

16/17 Contracted general activity (UDA)	22,000
Carry forward general activity (UDA)	0
16/17 Contracted orthodontic activity (UOA)	0
Carry forward orthodontic activity (UOA)	0
Baseline contract value	£478,508.65

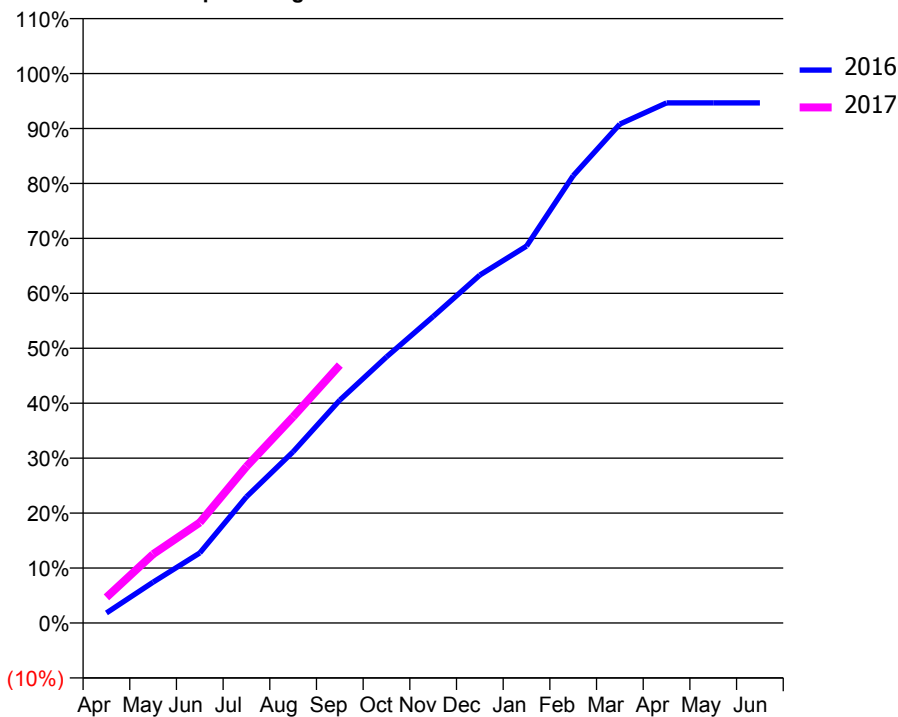
ACCESS*

Patients seen in 24 months	Total	Change since previous quarter
Quarter ending September 2015	6,493	
Quarter ending December 2015	6,530	→
Quarter ending March 2016	6,552	→
Quarter ending June 2016	6,536	→
Quarter ending September 2016	6,543	→
Variance since September 2015	0.8%	→



ACTIVITY

Cumulative percentage of contracted UDA delivered 2016 & 2017



Month	Adjusted Scheduled Activity (UDA)	
	2016	2017
April	401	1,026
May	1,638	2,758
June	2,806	4,022
July	5,054	6,264
August	6,856	8,257
September	8,921	10,326
October	10,655	
November	12,270	
December	13,932	
January	15,090	
February	17,909	
March	19,974	
April	20,825	
May	20,825	
June	20,825	

QUALITY

	Quantity	Base Number	Contract	AT	Region	England
% of FP17s for the same patient ID Re-attending within 3 months - Children	54	1,278	4.2%	9.9%	12.0%	12.4%
% of FP17s for the same patient ID Re-attending within 3 months - Adults	284	3,272	8.7%	14.7%	15.9%	16.7%
% of FP17s for the same patient ID Re-attending between 3 & 9 months - Children	780	1,278	61.0%	61.1%	58.6%	57.4%
% of FP17s for the same patient ID Re-attending between 3 & 9 months - Adults	1,751	3,272	53.5%	53.6%	51.6%	50.5%
% of FP17s for Band 1 Urgent Courses	92	4,282	2.1%	7.3%	8.0%	9.1%
% of FP17s Relating to Free Repair or Replacements	12	4,282	0.3%	0.8%	0.8%	0.8%
% of FP17s Relating to Continuations	83	4,282	1.9%	1.3%	1.3%	1.3%
% of Patients satisfied with the dentistry they have received	9	10	90.0%	93.2%	93.1%	93.2%
% of Patients satisfied with the time they had to wait for an appointment	9	10	90.0%	89.8%	89.1%	89.0%

* This is based on patients treated on this contract for their most recent course of treatment. Figures in italics indicate the base number of FP17s or Patient Questionnaire responses are less than 100. N/A is shown where the base number of responses is less than 10 during the period. % is calculated as Quantity/Base number*100

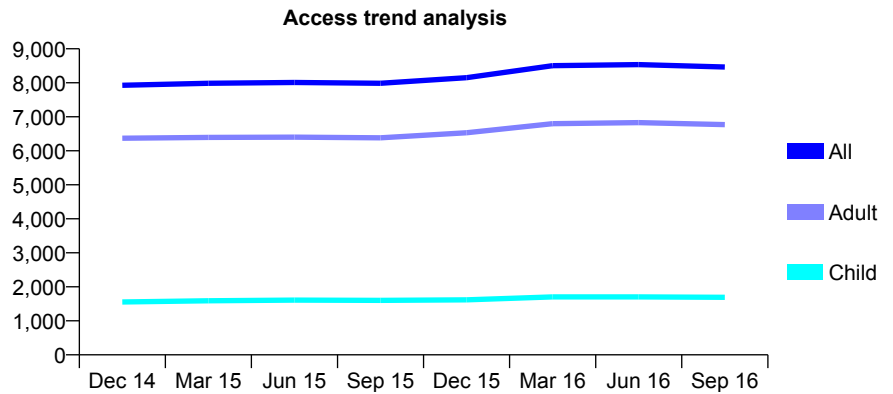
Q59 - Vital Signs At a Glance Contract Report for 103918/0002 - September 2016

Name or company name	Bosworth Dental Limited
Contract type name	GDS Contract
Purpose of contract	General
Contract start date	01/04/2009
Contract end date	

16/17 Contracted general activity (UDA)	20,523
Carry forward general activity (UDA)	395
16/17 Contracted orthodontic activity (UOA)	0
Carry forward orthodontic activity (UOA)	0
Baseline contract value	£567,083.98

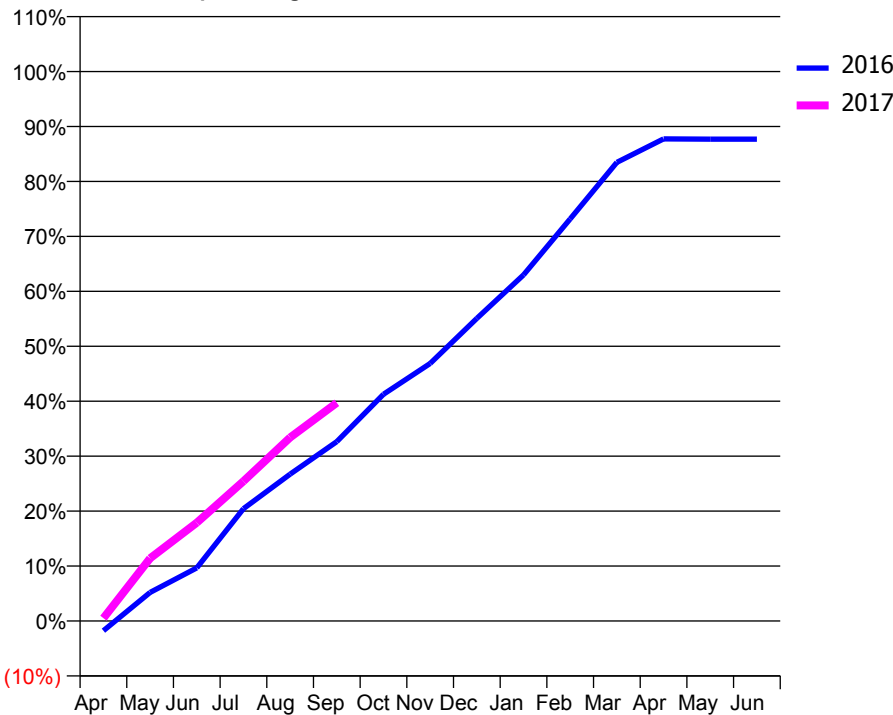
ACCESS*

Patients seen in 24 months	Total	Change since previous quarter
Quarter ending September 2015	7,986	
Quarter ending December 2015	8,151	↑
Quarter ending March 2016	8,504	↑
Quarter ending June 2016	8,534	→
Quarter ending September 2016	8,464	→
Variance since September 2015	6.0%	↑



ACTIVITY

Cumulative percentage of contracted UDA delivered 2016 & 2017



Month	Adjusted Scheduled Activity (UDA)	
	2016	2017
April	-417	106
May	1,226	2,344
June	2,276	3,673
July	4,812	5,221
August	6,288	6,856
September	7,681	8,151
October	9,706	
November	11,024	
December	12,955	
January	14,818	
February	17,216	
March	19,632	
April	20,638	
May	20,628	
June	20,628	

QUALITY

	Quantity	Base Number	Contract	AT	Region	England
% of FP17s for the same patient ID Re-attending within 3 months - Children	78	1,348	5.8%	9.9%	12.0%	12.4%
% of FP17s for the same patient ID Re-attending within 3 months - Adults	576	4,457	12.9%	14.7%	15.9%	16.7%
% of FP17s for the same patient ID Re-attending between 3 & 9 months - Children	1,010	1,348	74.9%	61.1%	58.6%	57.4%
% of FP17s for the same patient ID Re-attending between 3 & 9 months - Adults	2,202	4,457	49.4%	53.6%	51.6%	50.5%
% of FP17s for Band 1 Urgent Courses	408	5,164	7.9%	7.3%	8.0%	9.1%
% of FP17s Relating to Free Repair or Replacements	96	5,164	1.9%	0.8%	0.8%	0.8%
% of FP17s Relating to Continuations	42	5,164	0.8%	1.3%	1.3%	1.3%
% of Patients satisfied with the dentistry they have received	6	7	N/A	93.2%	93.1%	93.2%
% of Patients satisfied with the time they had to wait for an appointment	6	7	N/A	89.8%	89.1%	89.0%

* This is based on patients treated on this contract for their most recent course of treatment. Figures in italics indicate the base number of FP17s or Patient Questionnaire responses are less than 100. N/A is shown where the base number of responses is less than 10 during the period. % is calculated as Quantity/Base number*100

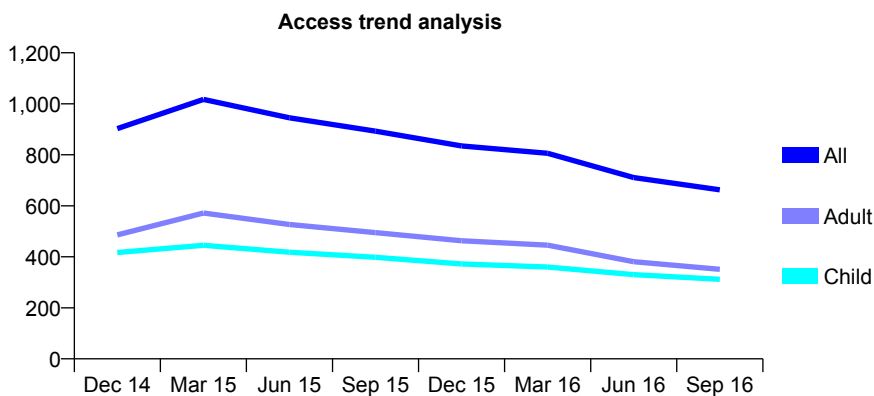
Q59 - Vital Signs At a Glance Contract Report for 105007/0001 - September 2016

Name or company name	Smile and Implants Limited
Contract type name	GDS Contract
Purpose of contract	General
Contract start date	04/09/2006
Contract end date	

16/17 Contracted general activity (UDA)	1,530
Carry forward general activity (UDA)	0
16/17 Contracted orthodontic activity (UOA)	0
Carry forward orthodontic activity (UOA)	0
Baseline contract value	£36,886.04

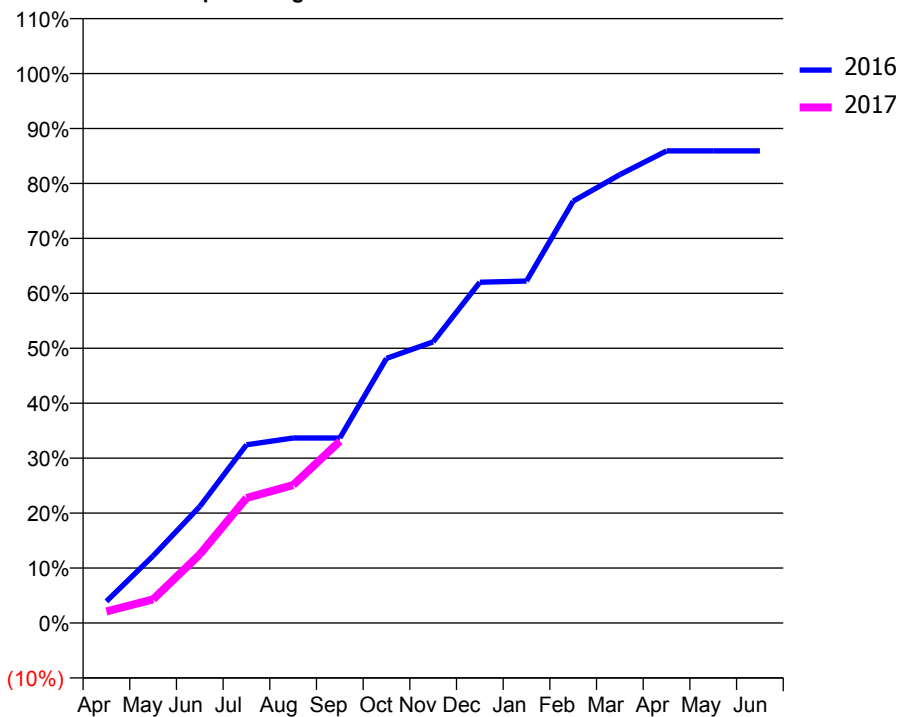
ACCESS*

Patients seen in 24 months	Total	Change since previous quarter
Quarter ending September 2015	893	
Quarter ending December 2015	835	↓
Quarter ending March 2016	806	↓
Quarter ending June 2016	711	↓
Quarter ending September 2016	663	↓
Variance since September 2015	(25.8%)	↓



ACTIVITY

Cumulative percentage of contracted UDA delivered 2016 & 2017



Adjusted Scheduled Activity (UDA)

Month	2016	2017
April	60	32
May	187	66
June	324	191
July	496	348
August	515	384
September	515	506
October	737	
November	783	
December	949	
January	952	
February	1,175	
March	1,249	
April	1,315	
May	1,315	
June	1,315	

QUALITY

	Quantity	Base Number	Contract	AT	Region	England
% of FP17s for the same patient ID Re-attending within 3 months - Children	9	190	4.7%	9.9%	12.0%	12.4%
% of FP17s for the same patient ID Re-attending within 3 months - Adults	10	147	6.8%	14.7%	15.9%	16.7%
% of FP17s for the same patient ID Re-attending between 3 & 9 months - Children	114	190	60.0%	61.1%	58.6%	57.4%
% of FP17s for the same patient ID Re-attending between 3 & 9 months - Adults	58	147	39.5%	53.6%	51.6%	50.5%
% of FP17s for Band 1 Urgent Courses	2	309	0.6%	7.3%	8.0%	9.1%
% of FP17s Relating to Free Repair or Replacements	0	309	0.0%	0.8%	0.8%	0.8%
% of FP17s Relating to Continuations	0	309	0.0%	1.3%	1.3%	1.3%
% of Patients satisfied with the dentistry they have received	1	1	N/A	93.2%	93.1%	93.2%
% of Patients satisfied with the time they had to wait for an appointment	1	1	N/A	89.8%	89.1%	89.0%

* This is based on patients treated on this contract for their most recent course of treatment. Figures in italics indicate the base number of FP17s or Patient Questionnaire responses are less than 100. N/A is shown where the base number of responses is less than 10 during the period. % is calculated as Quantity/Base number*100

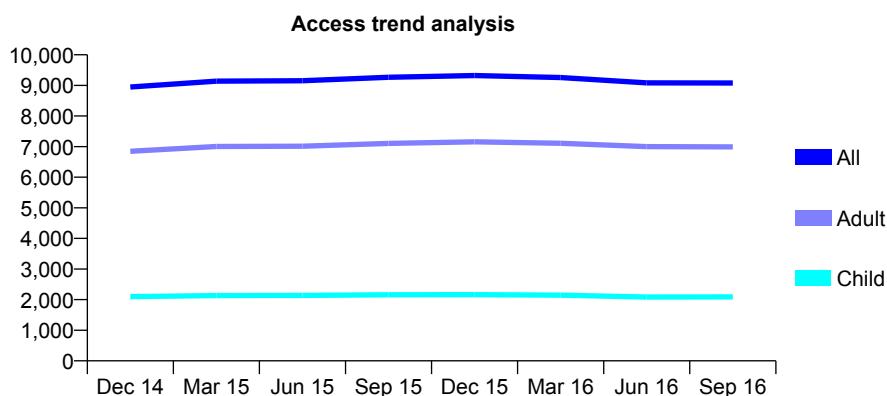
Q59 - Vital Signs At a Glance Contract Report for 105163/0002 - September 2016

Name or company name	J Ahmad, M Hallen, A Persson & A Alfreds
Contract type name	GDS Contract
Purpose of contract	General
Contract start date	01/04/2010
Contract end date	

16/17 Contracted general activity (UDA)	28,503
Carry forward general activity (UDA)	0
16/17 Contracted orthodontic activity (UOA)	0
Carry forward orthodontic activity (UOA)	0
Baseline contract value	£813,415.92

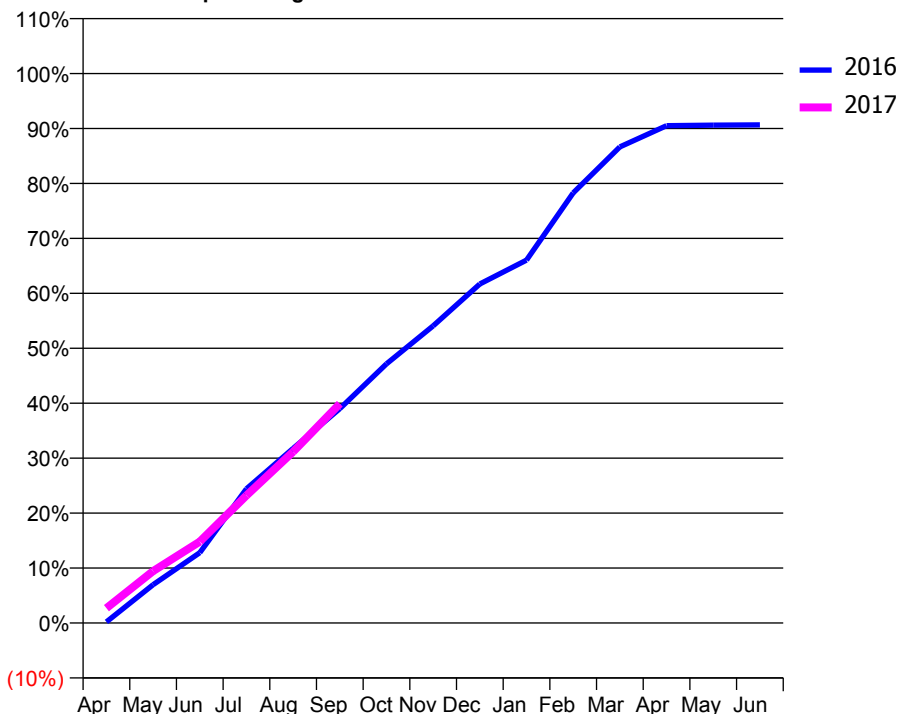
ACCESS*

Patients seen in 24 months	Total	Change since previous quarter
Quarter ending September 2015	9,264	
Quarter ending December 2015	9,323	→
Quarter ending March 2016	9,255	→
Quarter ending June 2016	9,084	↓
Quarter ending September 2016	9,080	→
Variance since September 2015	(2.0%)	↓



ACTIVITY

Cumulative percentage of contracted UDA delivered 2016 & 2017



Month	Adjusted Scheduled Activity (UDA)	
	2016	2017
April	57	768
May	1,992	2,693
June	3,648	4,222
July	6,963	6,616
August	9,054	8,888
September	11,119	11,377
October	13,439	
November	15,412	
December	17,588	
January	18,823	
February	22,308	
March	24,699	
April	25,796	
May	25,824	
June	25,840	

QUALITY

	Quantity	Base Number	Contract	AT	Region	England
% of FP17s for the same patient ID Re-attending within 3 months - Children	78	1,395	5.6%	9.9%	12.0%	12.4%
% of FP17s for the same patient ID Re-attending within 3 months - Adults	533	4,328	12.3%	14.7%	15.9%	16.7%
% of FP17s for the same patient ID Re-attending between 3 & 9 months - Children	837	1,395	60.0%	61.1%	58.6%	57.4%
% of FP17s for the same patient ID Re-attending between 3 & 9 months - Adults	2,363	4,328	54.6%	53.6%	51.6%	50.5%
% of FP17s for Band 1 Urgent Courses	596	5,231	11.4%	7.3%	8.0%	9.1%
% of FP17s Relating to Free Repair or Replacements	8	5,231	0.2%	0.8%	0.8%	0.8%
% of FP17s Relating to Continuations	55	5,231	1.1%	1.3%	1.3%	1.3%
% of Patients satisfied with the dentistry they have received	14	14	100.0%	93.2%	93.1%	93.2%
% of Patients satisfied with the time they had to wait for an appointment	13	14	92.9%	89.8%	89.1%	89.0%

* This is based on patients treated on this contract for their most recent course of treatment. Figures in italics indicate the base number of FP17s or Patient Questionnaire responses are less than 100. N/A is shown where the base number of responses is less than 10 during the period. % is calculated as Quantity/Base number*100

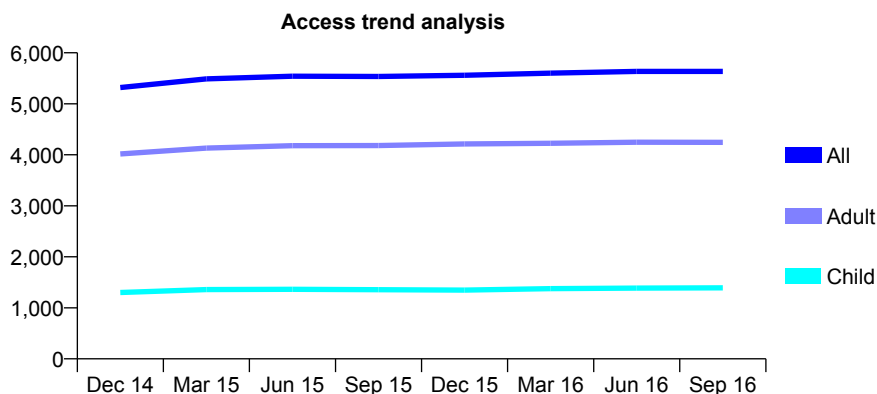
Q59 - Vital Signs At a Glance Contract Report for 105430/0001 - September 2016

Name or company name	Gipsy Lane Dental
Contract type name	GDS Contract
Purpose of contract	General
Contract start date	01/04/2008
Contract end date	

16/17 Contracted general activity (UDA)	15,058
Carry forward general activity (UDA)	36
16/17 Contracted orthodontic activity (UOA)	0
Carry forward orthodontic activity (UOA)	0
Baseline contract value	£369,987.01

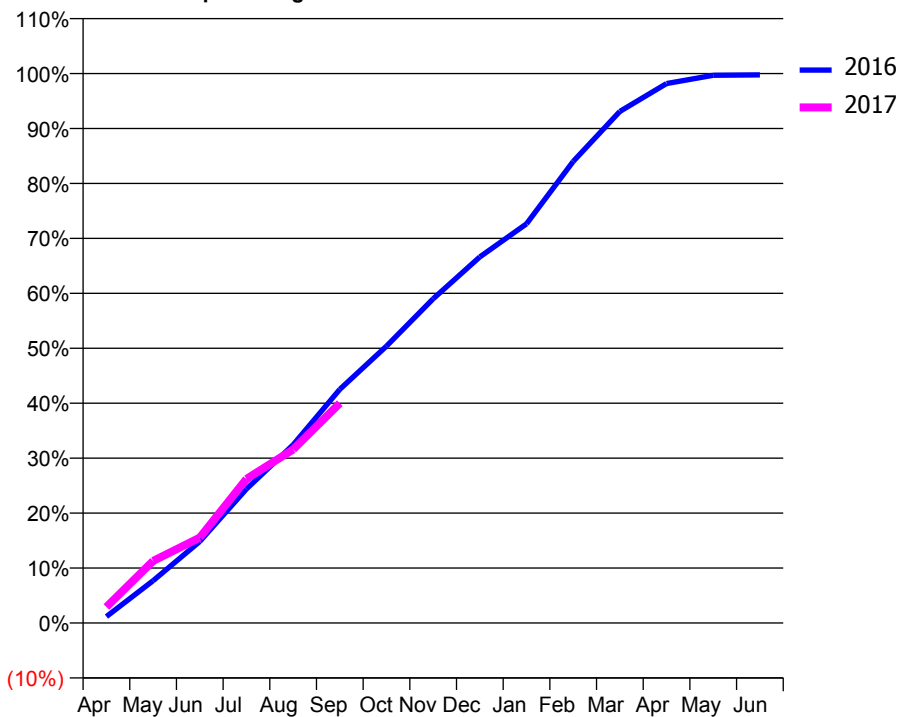
ACCESS*

Patients seen in 24 months	Total	Change since previous quarter
Quarter ending September 2015	5,537	
Quarter ending December 2015	5,560	→
Quarter ending March 2016	5,602	→
Quarter ending June 2016	5,634	→
Quarter ending September 2016	5,636	→
Variance since September 2015	1.8%	→



ACTIVITY

Cumulative percentage of contracted UDA delivered 2016 & 2017



Month	Adjusted Scheduled Activity (UDA)	
	2016	2017
April	177	439
May	1,158	1,702
June	2,234	2,340
July	3,673	3,948
August	4,884	4,756
September	6,406	6,025
October	7,586	
November	8,885	
December	10,031	
January	10,937	
February	12,648	
March	14,019	
April	14,782	
May	15,009	
June	15,022	

QUALITY

	Quantity	Base Number	Contract	AT	Region	England
% of FP17s for the same patient ID Re-attending within 3 months - Children	61	1,031	5.9%	9.9%	12.0%	12.4%
% of FP17s for the same patient ID Re-attending within 3 months - Adults	278	2,641	10.5%	14.7%	15.9%	16.7%
% of FP17s for the same patient ID Re-attending between 3 & 9 months - Children	615	1,031	59.7%	61.1%	58.6%	57.4%
% of FP17s for the same patient ID Re-attending between 3 & 9 months - Adults	960	2,641	36.3%	53.6%	51.6%	50.5%
% of FP17s for Band 1 Urgent Courses	173	2,662	6.5%	7.3%	8.0%	9.1%
% of FP17s Relating to Free Repair or Replacements	34	2,662	1.3%	0.8%	0.8%	0.8%
% of FP17s Relating to Continuations	22	2,662	0.8%	1.3%	1.3%	1.3%
% of Patients satisfied with the dentistry they have received	1	1	N/A	93.2%	93.1%	93.2%
% of Patients satisfied with the time they had to wait for an appointment	1	1	N/A	89.8%	89.1%	89.0%

* This is based on patients treated on this contract for their most recent course of treatment. Figures in italics indicate the base number of FP17s or Patient Questionnaire responses are less than 100. N/A is shown where the base number of responses is less than 10 during the period. % is calculated as Quantity/Base number*100

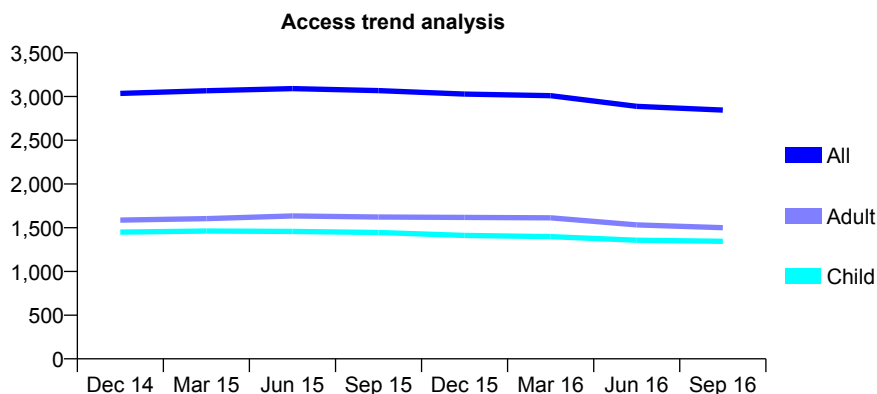
Q59 - Vital Signs At a Glance Contract Report for 106461/0001 - September 2016

Name or company name	Mr P Moulder, Mr A Johnson & Mr R Churc
Contract type name	GDS Contract
Purpose of contract	General
Contract start date	01/09/2006
Contract end date	

16/17 Contracted general activity (UDA)	10,500
Carry forward general activity (UDA)	0
16/17 Contracted orthodontic activity (UOA)	0
Carry forward orthodontic activity (UOA)	0
Baseline contract value	£243,967.50

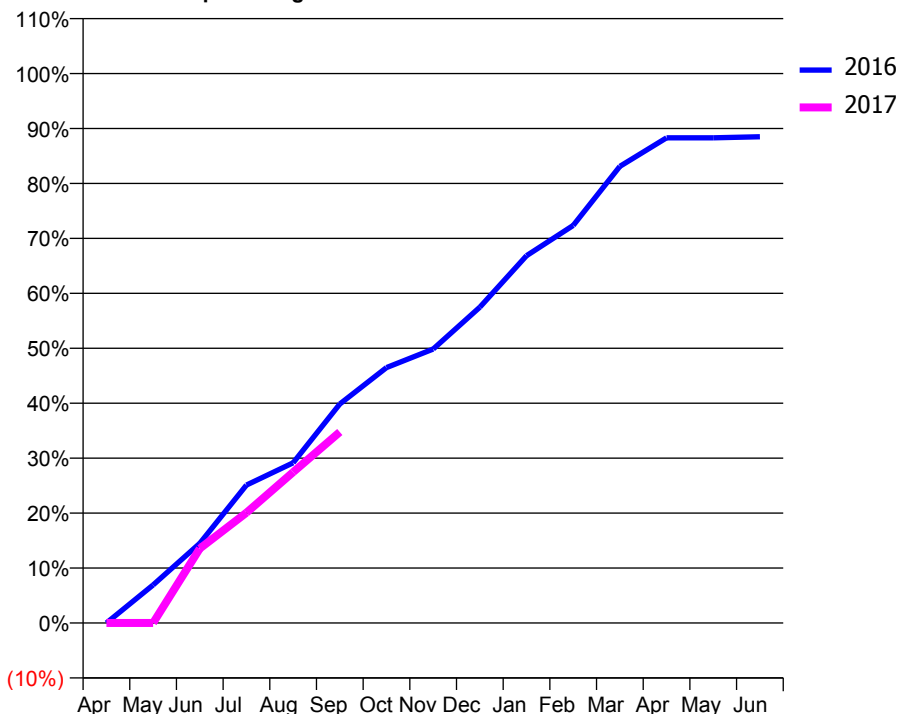
ACCESS*

Patients seen in 24 months	Total	Change since previous quarter
Quarter ending September 2015	3,067	
Quarter ending December 2015	3,028	↓
Quarter ending March 2016	3,010	→
Quarter ending June 2016	2,888	↓
Quarter ending September 2016	2,845	↓
Variance since September 2015	(7.2%)	↓



ACTIVITY

Cumulative percentage of contracted UDA delivered 2016 & 2017



Adjusted Scheduled Activity (UDA)

Month	2016	2017
April	0	0
May	727	0
June	1,521	1,422
July	2,636	2,109
August	3,063	2,883
September	4,186	3,649
October	4,882	
November	5,235	
December	6,034	
January	7,017	
February	7,597	
March	8,725	
April	9,271	
May	9,271	
June	9,291	

QUALITY

	Quantity	Base Number	Contract	AT	Region	England
% of FP17s for the same patient ID Re-attending within 3 months - Children	126	1,195	10.5%	9.9%	12.0%	12.4%
% of FP17s for the same patient ID Re-attending within 3 months - Adults	220	1,002	22.0%	14.7%	15.9%	16.7%
% of FP17s for the same patient ID Re-attending between 3 & 9 months - Children	809	1,195	67.7%	61.1%	58.6%	57.4%
% of FP17s for the same patient ID Re-attending between 3 & 9 months - Adults	568	1,002	56.7%	53.6%	51.6%	50.5%
% of FP17s for Band 1 Urgent Courses	110	1,928	5.7%	7.3%	8.0%	9.1%
% of FP17s Relating to Free Repair or Replacements	0	1,928	0.0%	0.8%	0.8%	0.8%
% of FP17s Relating to Continuations	39	1,928	2.0%	1.3%	1.3%	1.3%
% of Patients satisfied with the dentistry they have received	3	3	N/A	93.2%	93.1%	93.2%
% of Patients satisfied with the time they had to wait for an appointment	3	3	N/A	89.8%	89.1%	89.0%

* This is based on patients treated on this contract for their most recent course of treatment. Figures in italics indicate the base number of FP17s or Patient Questionnaire responses are less than 100. N/A is shown where the base number of responses is less than 10 during the period. % is calculated as Quantity/Base number*100

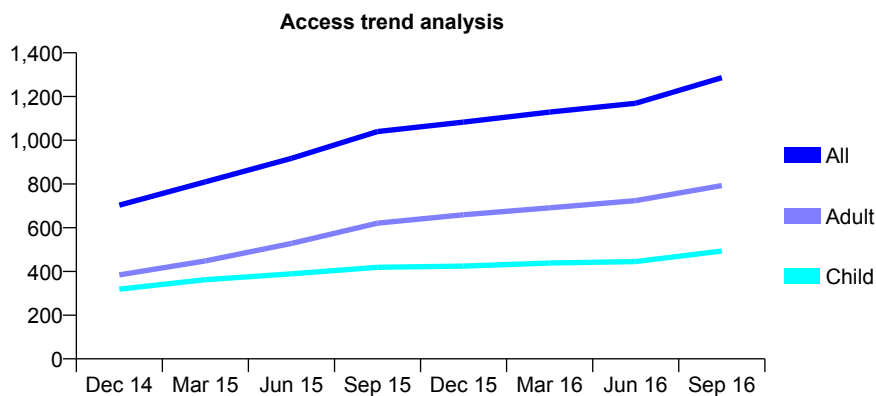
Q59 - Vital Signs At a Glance Contract Report for 108308/0001 - September 2016

Name or company name	Brookview Dental Clinic Limited
Contract type name	GDS Contract
Purpose of contract	General
Contract start date	01/03/2008
Contract end date	

16/17 Contracted general activity (UDA)	1,745
Carry forward general activity (UDA)	76
16/17 Contracted orthodontic activity (UOA)	0
Carry forward orthodontic activity (UOA)	0
Baseline contract value	£41,241.36

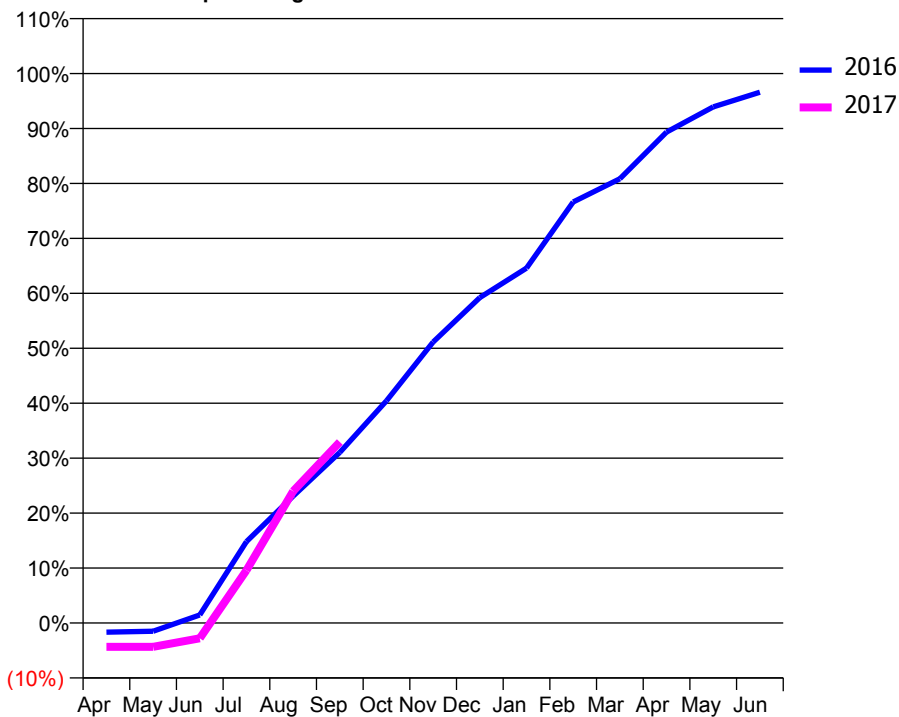
ACCESS*

Patients seen in 24 months	Total	Change since previous quarter
Quarter ending September 2015	1,040	
Quarter ending December 2015	1,083	↑
Quarter ending March 2016	1,129	↑
Quarter ending June 2016	1,169	↑
Quarter ending September 2016	1,286	↑
Variance since September 2015	23.7%	↑



ACTIVITY

Cumulative percentage of contracted UDA delivered 2016 & 2017



Adjusted Scheduled Activity (UDA)

Month	2016	2017
April	-38	-76
May	-34	-76
June	33	-49
July	332	168
August	518	419
September	697	575
October	908	
November	1,148	
December	1,330	
January	1,450	
February	1,720	
March	1,815	
April	2,006	
May	2,109	
June	2,169	

QUALITY

	Quantity	Base Number	Contract	AT	Region	England
% of FP17s for the same patient ID Re-attending within 3 months - Children	28	426	6.6%	9.9%	12.0%	12.4%
% of FP17s for the same patient ID Re-attending within 3 months - Adults	61	540	11.3%	14.7%	15.9%	16.7%
% of FP17s for the same patient ID Re-attending between 3 & 9 months - Children	232	426	54.5%	61.1%	58.6%	57.4%
% of FP17s for the same patient ID Re-attending between 3 & 9 months - Adults	250	540	46.3%	53.6%	51.6%	50.5%
% of FP17s for Band 1 Urgent Courses	15	381	3.9%	7.3%	8.0%	9.1%
% of FP17s Relating to Free Repair or Replacements	0	381	0.0%	0.8%	0.8%	0.8%
% of FP17s Relating to Continuations	4	381	1.0%	1.3%	1.3%	1.3%
% of Patients satisfied with the dentistry they have received	1	1	N/A	93.2%	93.1%	93.2%
% of Patients satisfied with the time they had to wait for an appointment	1	1	N/A	89.8%	89.1%	89.0%

* This is based on patients treated on this contract for their most recent course of treatment. Figures in italics indicate the base number of FP17s or Patient Questionnaire responses are less than 100. N/A is shown where the base number of responses is less than 10 during the period. % is calculated as Quantity/Base number*100

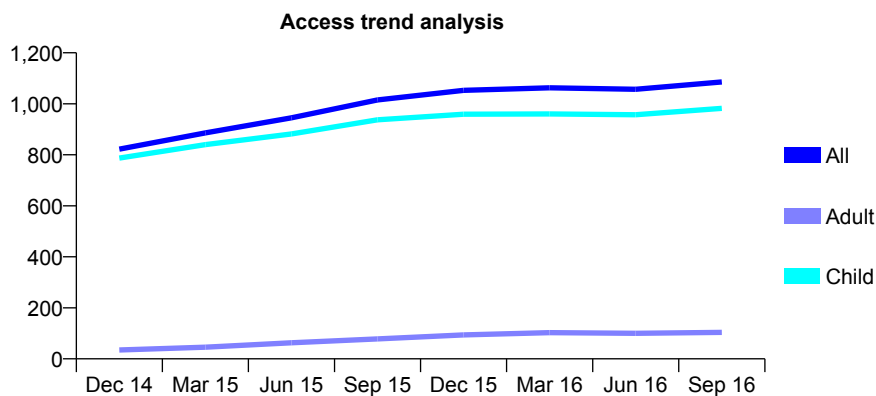
Q59 - Vital Signs At a Glance Contract Report for 109584/0001 - September 2016

Name or company name	Mr M Hamburger & Mrs R P Sadler
Contract type name	GDS Contract
Purpose of contract	General
Contract start date	01/04/2014
Contract end date	

16/17 Contracted general activity (UDA)	2,447
Carry forward general activity (UDA)	0
16/17 Contracted orthodontic activity (UOA)	0
Carry forward orthodontic activity (UOA)	0
Baseline contract value	£73,934.02

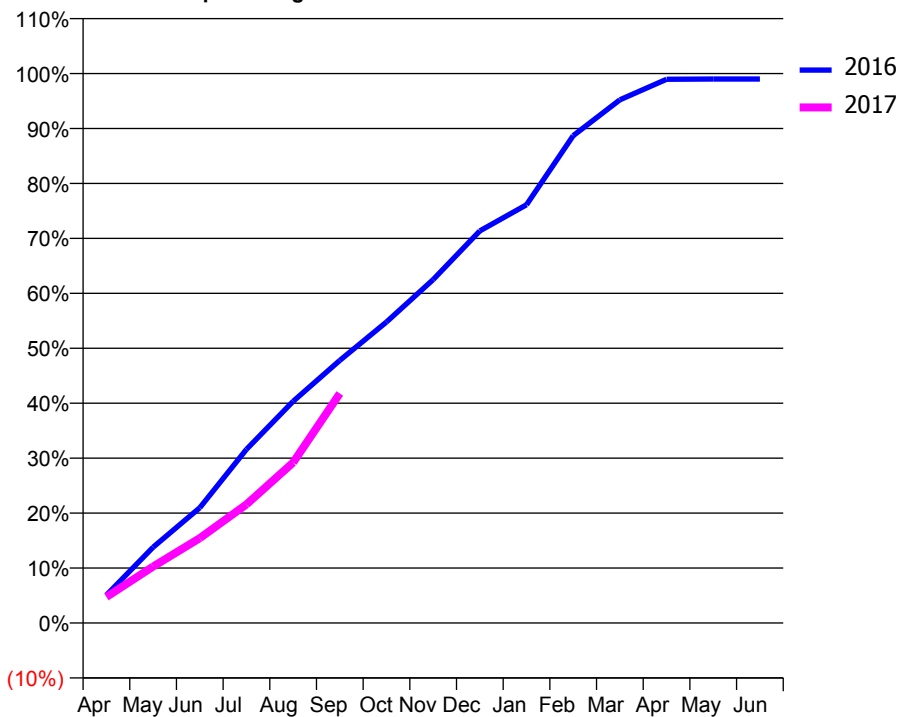
ACCESS*

Patients seen in 24 months	Total	Change since previous quarter
Quarter ending September 2015	1,015	
Quarter ending December 2015	1,053	↑
Quarter ending March 2016	1,063	→
Quarter ending June 2016	1,057	→
Quarter ending September 2016	1,086	↑
Variance since September 2015	7.0%	↑



ACTIVITY

Cumulative percentage of contracted UDA delivered 2016 & 2017



Adjusted Scheduled Activity (UDA)

Month	2016	2017
April	124	116
May	338	251
June	513	378
July	773	528
August	987	714
September	1,170	1,022
October	1,341	
November	1,529	
December	1,746	
January	1,862	
February	2,170	
March	2,330	
April	2,421	
May	2,422	
June	2,422	

QUALITY

	Quantity	Base Number	Contract	AT	Region	England
% of FP17s for the same patient ID Re-attending within 3 months - Children	46	806	5.7%	9.9%	12.0%	12.4%
% of FP17s for the same patient ID Re-attending within 3 months - Adults	0	12	0.0%	14.7%	15.9%	16.7%
% of FP17s for the same patient ID Re-attending between 3 & 9 months - Children	568	806	70.5%	61.1%	58.6%	57.4%
% of FP17s for the same patient ID Re-attending between 3 & 9 months - Adults	8	12	66.7%	53.6%	51.6%	50.5%
% of FP17s for Band 1 Urgent Courses	35	753	4.6%	7.3%	8.0%	9.1%
% of FP17s Relating to Free Repair or Replacements	0	753	0.0%	0.8%	0.8%	0.8%
% of FP17s Relating to Continuations	0	753	0.0%	1.3%	1.3%	1.3%
% of Patients satisfied with the dentistry they have received	1	1	N/A	93.2%	93.1%	93.2%
% of Patients satisfied with the time they had to wait for an appointment	1	1	N/A	89.8%	89.1%	89.0%

* This is based on patients treated on this contract for their most recent course of treatment. Figures in italics indicate the base number of FP17s or Patient Questionnaire responses are less than 100. N/A is shown where the base number of responses is less than 10 during the period. % is calculated as Quantity/Base number*100

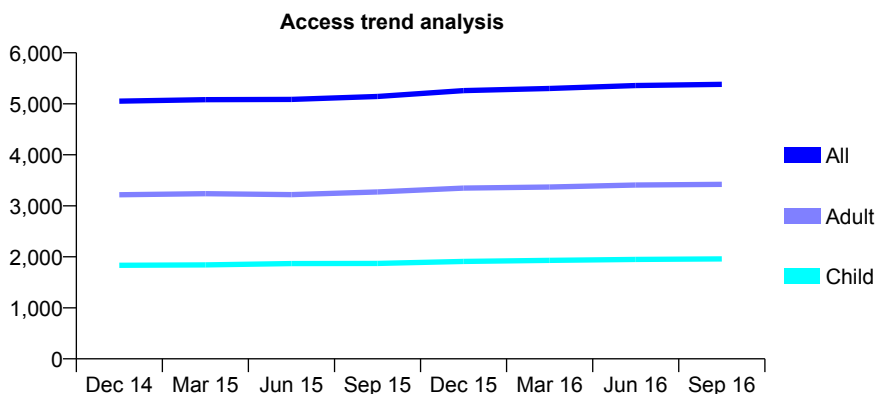
Q59 - Vital Signs At a Glance Contract Report for 109967/0001 - September 2016

Name or company name	Mr F Kadherbhai, Mr N F Kapadia, Mr A Sa
Contract type name	GDS Contract
Purpose of contract	General
Contract start date	01/04/2011
Contract end date	

16/17 Contracted general activity (UDA)	13,147
Carry forward general activity (UDA)	-78
16/17 Contracted orthodontic activity (UOA)	0
Carry forward orthodontic activity (UOA)	0
Baseline contract value	£361,171.16

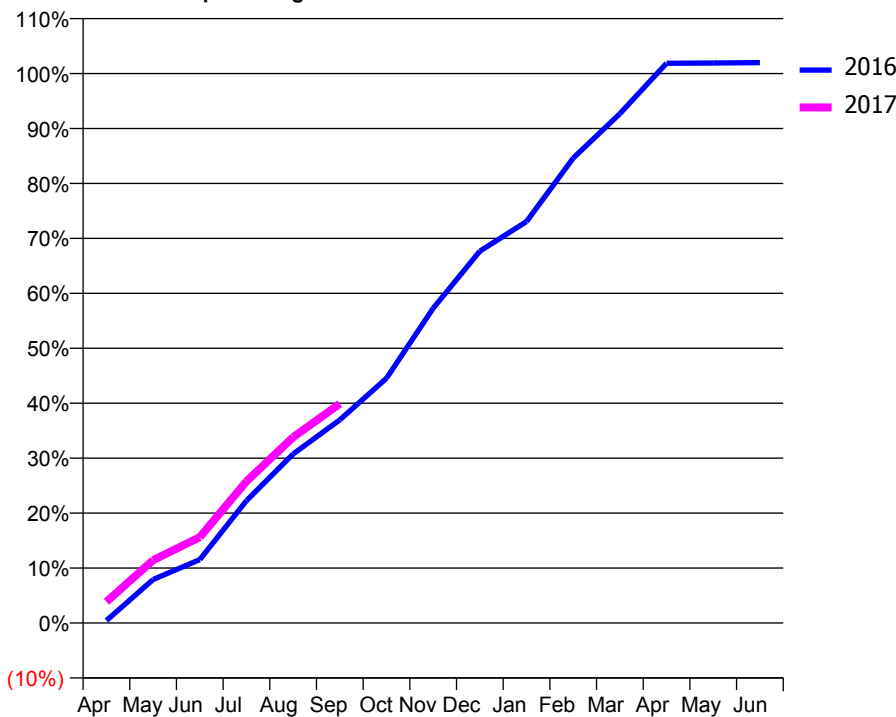
ACCESS*

Patients seen in 24 months	Total	Change since previous quarter
Quarter ending September 2015	5,143	
Quarter ending December 2015	5,259	↑
Quarter ending March 2016	5,300	→
Quarter ending June 2016	5,357	→
Quarter ending September 2016	5,382	→
Variance since September 2015	4.6%	↑



ACTIVITY

Cumulative percentage of contracted UDA delivered 2016 & 2017



Adjusted Scheduled Activity (UDA)

Month	2016	2017
April	58	509
May	1,044	1,503
June	1,519	2,052
July	2,932	3,391
August	4,048	4,447
September	4,866	5,246
October	5,865	
November	7,541	
December	8,907	
January	9,619	
February	11,137	
March	12,201	
April	13,409	
May	13,415	
June	13,425	

QUALITY

	Quantity	Base Number	Contract	AT	Region	England
% of FP17s for the same patient ID Re-attending within 3 months - Children	53	1,344	3.9%	9.9%	12.0%	12.4%
% of FP17s for the same patient ID Re-attending within 3 months - Adults	194	2,133	9.1%	14.7%	15.9%	16.7%
% of FP17s for the same patient ID Re-attending between 3 & 9 months - Children	775	1,344	57.7%	61.1%	58.6%	57.4%
% of FP17s for the same patient ID Re-attending between 3 & 9 months - Adults	1,151	2,133	54.0%	53.6%	51.6%	50.5%
% of FP17s for Band 1 Urgent Courses	91	2,550	3.6%	7.3%	8.0%	9.1%
% of FP17s Relating to Free Repair or Replacements	4	2,550	0.2%	0.8%	0.8%	0.8%
% of FP17s Relating to Continuations	10	2,550	0.4%	1.3%	1.3%	1.3%
% of Patients satisfied with the dentistry they have received	7	7	N/A	93.2%	93.1%	93.2%
% of Patients satisfied with the time they had to wait for an appointment	6	7	N/A	89.8%	89.1%	89.0%

* This is based on patients treated on this contract for their most recent course of treatment. Figures in italics indicate the base number of FP17s or Patient Questionnaire responses are less than 100. N/A is shown where the base number of responses is less than 10 during the period. % is calculated as Quantity/Base number*100

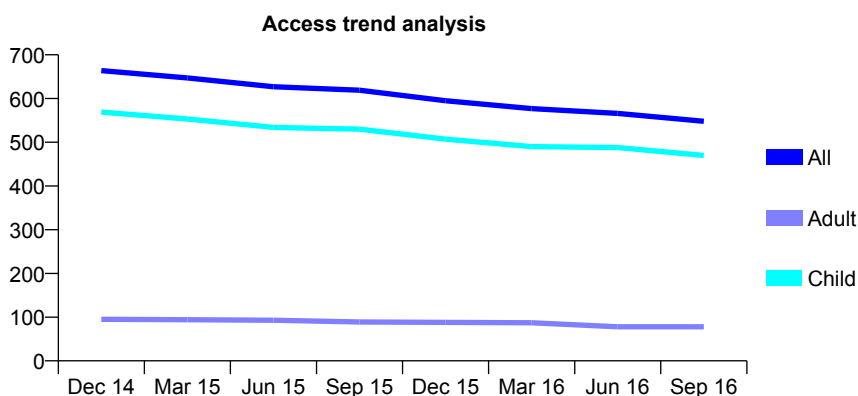
Q59 - Vital Signs At a Glance Contract Report for 111260/0001 - September 2016

Name or company name	Mr N Appleby & Mr S Edmondson
Contract type name	GDS Contract
Purpose of contract	General
Contract start date	01/04/2006
Contract end date	

16/17 Contracted general activity (UDA)	1,100
Carry forward general activity (UDA)	0
16/17 Contracted orthodontic activity (UOA)	0
Carry forward orthodontic activity (UOA)	0
Baseline contract value	£24,250.20

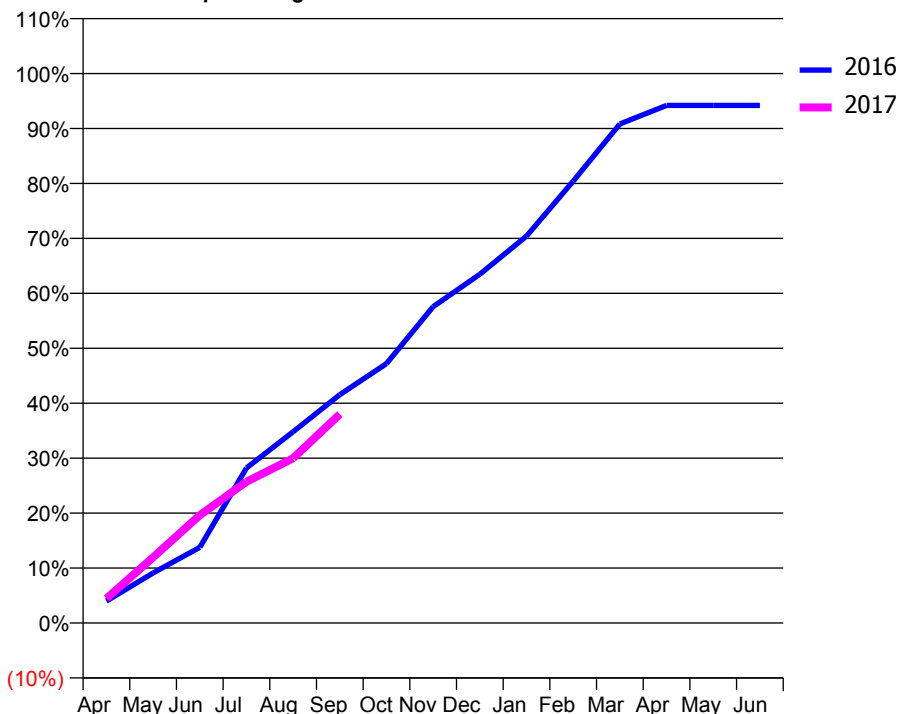
ACCESS*

Patients seen in 24 months	Total	Change since previous quarter
Quarter ending September 2015	619	
Quarter ending December 2015	595	↓
Quarter ending March 2016	577	↓
Quarter ending June 2016	566	↓
Quarter ending September 2016	548	↓
Variance since September 2015	(11.5%)	↓



ACTIVITY

Cumulative percentage of contracted UDA delivered 2016 & 2017



Adjusted Scheduled Activity (UDA)

Month	2016	2017
April	44	49
May	100	131
June	151	216
July	310	283
August	383	330
September	457	418
October	519	
November	633	
December	698	
January	775	
February	885	
March	999	
April	1,036	
May	1,036	
June	1,036	

QUALITY

	Quantity	Base Number	Contract	AT	Region	England
% of FP17s for the same patient ID Re-attending within 3 months - Children	20	367	5.4%	9.9%	12.0%	12.4%
% of FP17s for the same patient ID Re-attending within 3 months - Adults	0	0	N/A	14.7%	15.9%	16.7%
% of FP17s for the same patient ID Re-attending between 3 & 9 months - Children	260	367	70.8%	61.1%	58.6%	57.4%
% of FP17s for the same patient ID Re-attending between 3 & 9 months - Adults	0	0	N/A	53.6%	51.6%	50.5%
% of FP17s for Band 1 Urgent Courses	6	337	1.8%	7.3%	8.0%	9.1%
% of FP17s Relating to Free Repair or Replacements	0	337	0.0%	0.8%	0.8%	0.8%
% of FP17s Relating to Continuations	0	337	0.0%	1.3%	1.3%	1.3%
% of Patients satisfied with the dentistry they have received	1	1	N/A	93.2%	93.1%	93.2%
% of Patients satisfied with the time they had to wait for an appointment	1	1	N/A	89.8%	89.1%	89.0%

* This is based on patients treated on this contract for their most recent course of treatment. Figures in italics indicate the base number of FP17s or Patient Questionnaire responses are less than 100. N/A is shown where the base number of responses is less than 10 during the period. % is calculated as Quantity/Base number*100

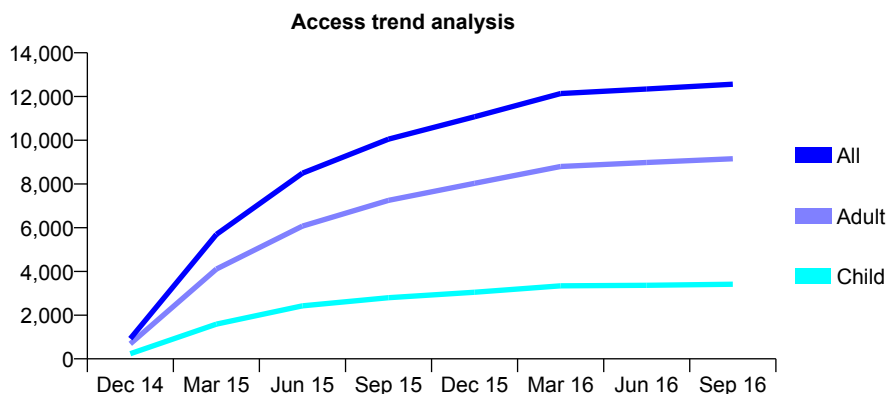
Q59 - Vital Signs At a Glance Contract Report for 112984/0001 - September 2016

Name or company name	East Midlands Community Dental Associati
Contract type name	GDS Contract
Purpose of contract	General
Contract start date	01/12/2014
Contract end date	

16/17 Contracted general activity (UDA)	35,000
Carry forward general activity (UDA)	-399
16/17 Contracted orthodontic activity (UOA)	0
Carry forward orthodontic activity (UOA)	0
Baseline contract value	£771,504.08

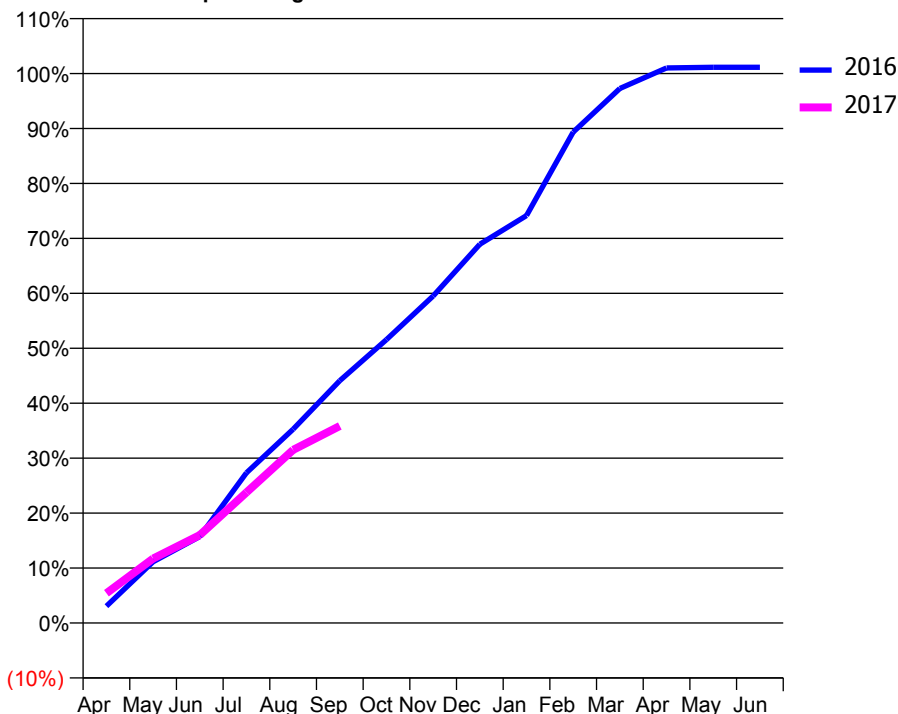
ACCESS*

Patients seen in 24 months	Total	Change since previous quarter
Quarter ending September 2015	10,049	
Quarter ending December 2015	11,073	↑
Quarter ending March 2016	12,136	↑
Quarter ending June 2016	12,346	→
Quarter ending September 2016	12,563	→
Variance since September 2015	25.0%	↑



ACTIVITY

Cumulative percentage of contracted UDA delivered 2016 & 2017



Month	Adjusted Scheduled Activity (UDA)	
	2016	2017
April	1,077	1,899
May	3,901	4,110
June	5,505	5,603
July	9,570	8,323
August	12,344	11,029
September	15,433	12,546
October	18,056	
November	20,832	
December	24,127	
January	25,950	
February	31,272	
March	34,043	
April	35,356	
May	35,396	
June	35,399	

QUALITY

	Quantity	Base Number	Contract	AT	Region	England
% of FP17s for the same patient ID Re-attending within 3 months - Children	105	2,121	5.0%	9.9%	12.0%	12.4%
% of FP17s for the same patient ID Re-attending within 3 months - Adults	681	5,499	12.4%	14.7%	15.9%	16.7%
% of FP17s for the same patient ID Re-attending between 3 & 9 months - Children	1,308	2,121	61.7%	61.1%	58.6%	57.4%
% of FP17s for the same patient ID Re-attending between 3 & 9 months - Adults	3,005	5,499	54.6%	53.6%	51.6%	50.5%
% of FP17s for Band 1 Urgent Courses	458	6,911	6.6%	7.3%	8.0%	9.1%
% of FP17s Relating to Free Repair or Replacements	51	6,911	0.7%	0.8%	0.8%	0.8%
% of FP17s Relating to Continuations	134	6,911	1.9%	1.3%	1.3%	1.3%
% of Patients satisfied with the dentistry they have received	11	12	91.7%	93.2%	93.1%	93.2%
% of Patients satisfied with the time they had to wait for an appointment	10	12	83.3%	89.8%	89.1%	89.0%

* This is based on patients treated on this contract for their most recent course of treatment. Figures in italics indicate the base number of FP17s or Patient Questionnaire responses are less than 100. N/A is shown where the base number of responses is less than 10 during the period. % is calculated as Quantity/Base number*100

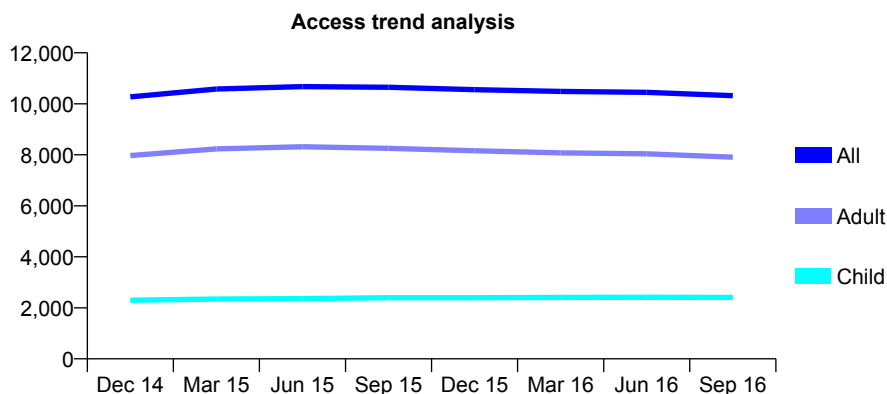
Q59 - Vital Signs At a Glance Contract Report for 115231/0004 - September 2016

Name or company name	Charnwood Dental Limited
Contract type name	GDS Contract
Purpose of contract	General
Contract start date	01/04/2009
Contract end date	

16/17 Contracted general activity (UDA)	25,029
Carry forward general activity (UDA)	21
16/17 Contracted orthodontic activity (UOA)	0
Carry forward orthodontic activity (UOA)	0
Baseline contract value	£648,552.57

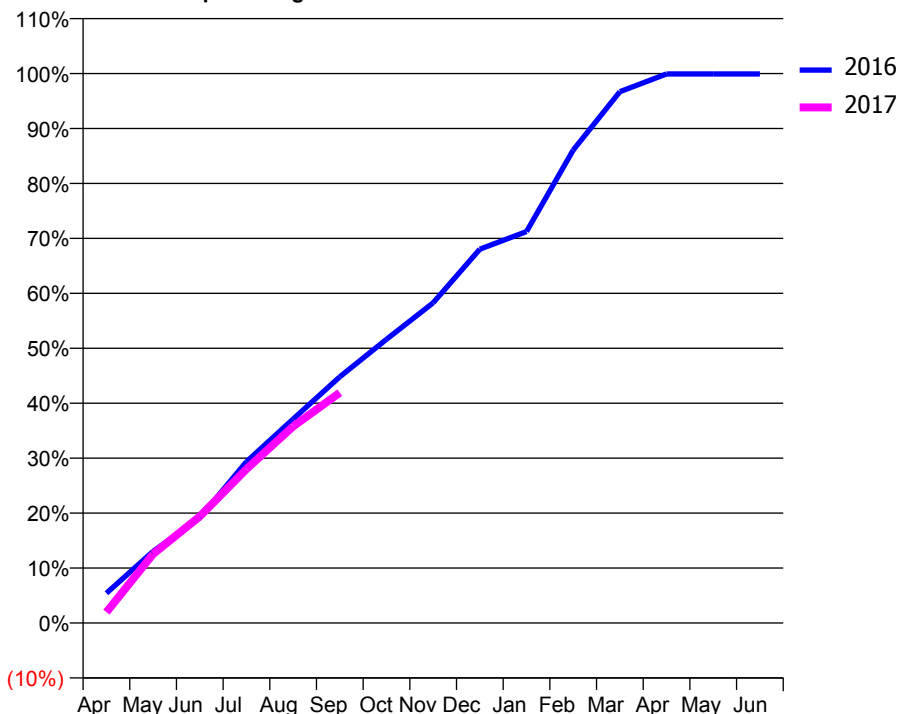
ACCESS*

Patients seen in 24 months	Total	Change since previous quarter
Quarter ending September 2015	10,648	
Quarter ending December 2015	10,555	→
Quarter ending March 2016	10,487	→
Quarter ending June 2016	10,450	→
Quarter ending September 2016	10,317	↓
Variance since September 2015	(3.1%)	↓



ACTIVITY

Cumulative percentage of contracted UDA delivered 2016 & 2017



Month	Adjusted Scheduled Activity (UDA)	
	2016	2017
April	1,521	494
May	3,658	3,144
June	5,369	4,859
July	8,229	7,012
August	10,401	8,954
September	12,559	10,493
October	14,469	
November	16,336	
December	19,070	
January	19,964	
February	24,124	
March	27,100	
April	28,003	
May	28,008	
June	28,008	

QUALITY

	Quantity	Base Number	Contract	AT	Region	England
% of FP17s for the same patient ID Re-attending within 3 months - Children	122	1,609	7.6%	9.9%	12.0%	12.4%
% of FP17s for the same patient ID Re-attending within 3 months - Adults	475	4,162	11.4%	14.7%	15.9%	16.7%
% of FP17s for the same patient ID Re-attending between 3 & 9 months - Children	924	1,609	57.4%	61.1%	58.6%	57.4%
% of FP17s for the same patient ID Re-attending between 3 & 9 months - Adults	2,134	4,162	51.3%	53.6%	51.6%	50.5%
% of FP17s for Band 1 Urgent Courses	229	5,358	4.3%	7.3%	8.0%	9.1%
% of FP17s Relating to Free Repair or Replacements	20	5,358	0.4%	0.8%	0.8%	0.8%
% of FP17s Relating to Continuations	138	5,358	2.6%	1.3%	1.3%	1.3%
% of Patients satisfied with the dentistry they have received	4	4	N/A	93.2%	93.1%	93.2%
% of Patients satisfied with the time they had to wait for an appointment	4	4	N/A	89.8%	89.1%	89.0%

* This is based on patients treated on this contract for their most recent course of treatment. Figures in italics indicate the base number of FP17s or Patient Questionnaire responses are less than 100. N/A is shown where the base number of responses is less than 10 during the period. % is calculated as Quantity/Base number*100

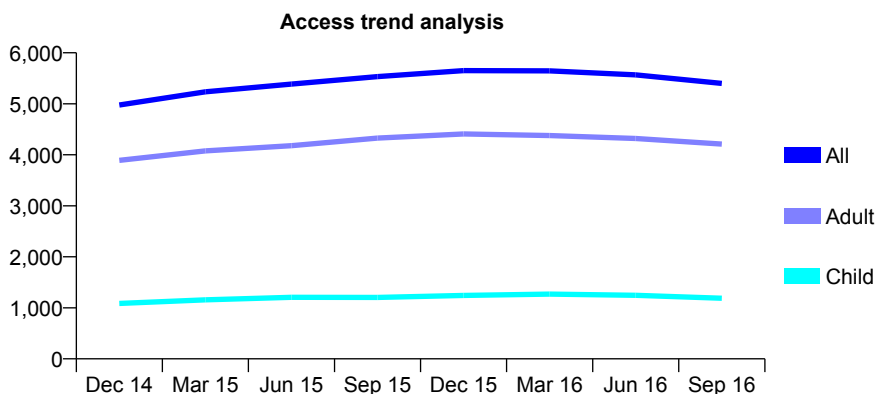
Q59 - Vital Signs At a Glance Contract Report for 116505/0001 - September 2016

Name or company name	Ishak Practices Limited
Contract type name	PDS Plus Contract
Purpose of contract	General
Contract start date	01/06/2010
Contract end date	30/11/2016

16/17 Contracted general activity (UDA)	13,800
Carry forward general activity (UDA)	0
16/17 Contracted orthodontic activity (UOA)	0
Carry forward orthodontic activity (UOA)	0
Baseline contract value	£203,466.49

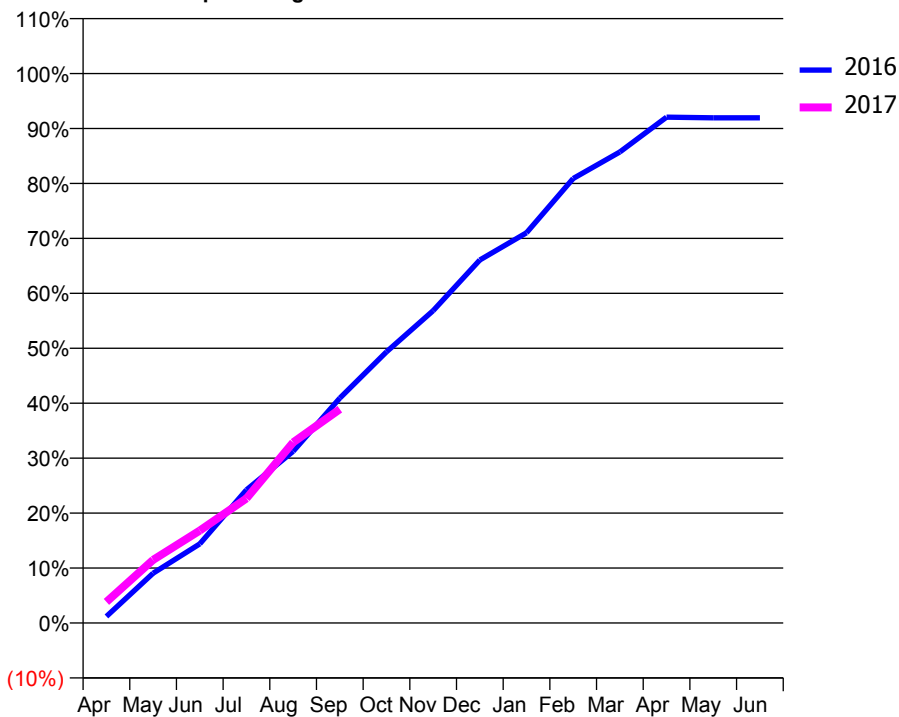
ACCESS*

Patients seen in 24 months	Total	Change since previous quarter
Quarter ending September 2015	5,534	
Quarter ending December 2015	5,651	↑
Quarter ending March 2016	5,645	→
Quarter ending June 2016	5,567	↓
Quarter ending September 2016	5,399	↓
Variance since September 2015	(2.4%)	↓



ACTIVITY

Cumulative percentage of contracted UDA delivered 2016 & 2017



Adjusted Scheduled Activity (UDA)

Month	2016	2017
April	248	532
May	1,877	1,587
June	2,980	2,322
July	5,016	3,130
August	6,466	4,535
September	8,471	5,369
October	10,216	
November	11,765	
December	13,674	
January	14,699	
February	16,744	
March	17,744	
April	19,054	
May	19,030	
June	19,030	

QUALITY

	Quantity	Base Number	Contract	AT	Region	England
% of FP17s for the same patient ID Re-attending within 3 months - Children	165	1,122	14.7%	9.9%	12.0%	12.4%
% of FP17s for the same patient ID Re-attending within 3 months - Adults	280	2,723	10.3%	14.7%	15.9%	16.7%
% of FP17s for the same patient ID Re-attending between 3 & 9 months - Children	783	1,122	69.8%	61.1%	58.6%	57.4%
% of FP17s for the same patient ID Re-attending between 3 & 9 months - Adults	1,701	2,723	62.5%	53.6%	51.6%	50.5%
% of FP17s for Band 1 Urgent Courses	374	3,258	11.5%	7.3%	8.0%	9.1%
% of FP17s Relating to Free Repair or Replacements	12	3,258	0.4%	0.8%	0.8%	0.8%
% of FP17s Relating to Continuations	39	3,258	1.2%	1.3%	1.3%	1.3%
% of Patients satisfied with the dentistry they have received	19	22	86.4%	93.2%	93.1%	93.2%
% of Patients satisfied with the time they had to wait for an appointment	20	22	90.9%	89.8%	89.1%	89.0%

* This is based on patients treated on this contract for their most recent course of treatment. Figures in italics indicate the base number of FP17s or Patient Questionnaire responses are less than 100. N/A is shown where the base number of responses is less than 10 during the period. % is calculated as Quantity/Base number*100

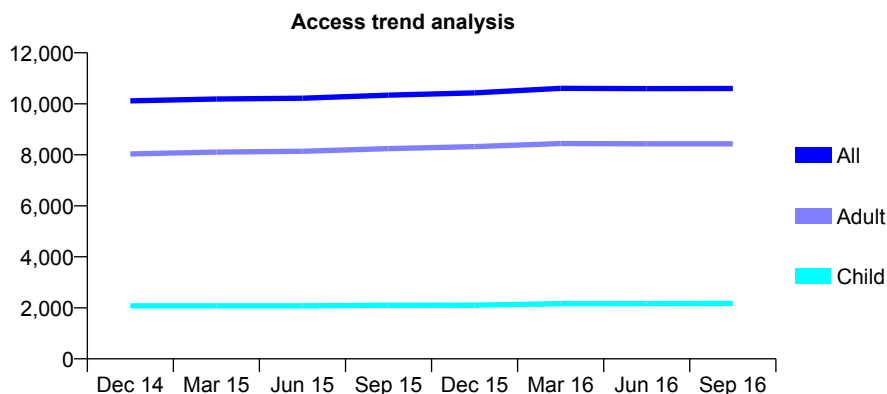
Q59 - Vital Signs At a Glance Contract Report for 117250/0001 - September 2016

Name or company name	Hallcross Dental Practices Limited
Contract type name	GDS Contract
Purpose of contract	General
Contract start date	01/04/2008
Contract end date	

16/17 Contracted general activity (UDA)	32,315
Carry forward general activity (UDA)	-36
16/17 Contracted orthodontic activity (UOA)	0
Carry forward orthodontic activity (UOA)	0
Baseline contract value	£785,527.75

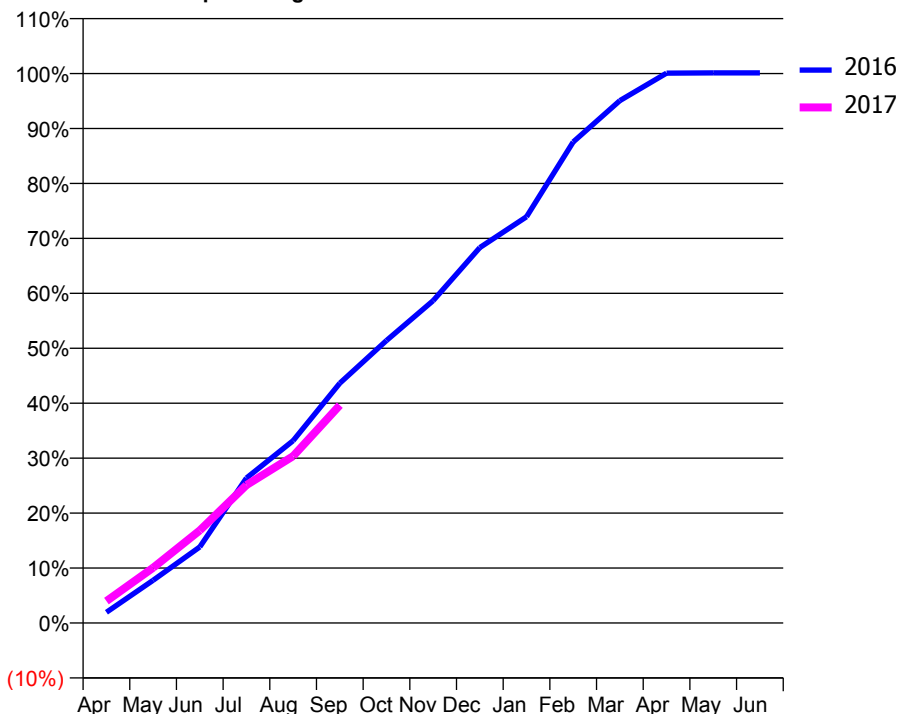
ACCESS*

Patients seen in 24 months	Total	Change since previous quarter
Quarter ending September 2015	10,338	
Quarter ending December 2015	10,431	→
Quarter ending March 2016	10,605	→
Quarter ending June 2016	10,598	→
Quarter ending September 2016	10,603	→
Variance since September 2015	2.6%	↑



ACTIVITY

Cumulative percentage of contracted UDA delivered 2016 & 2017



Adjusted Scheduled Activity (UDA)

Month	2016	2017
April	634	1,294
May	2,511	3,249
June	4,476	5,446
July	8,529	8,109
August	10,726	9,815
September	14,107	12,812
October	16,615	
November	18,960	
December	22,079	
January	23,887	
February	28,289	
March	30,718	
April	32,333	
May	32,350	
June	32,351	

QUALITY

	Quantity	Base Number	Contract	AT	Region	England
% of FP17s for the same patient ID Re-attending within 3 months - Children	121	1,738	7.0%	9.9%	12.0%	12.4%
% of FP17s for the same patient ID Re-attending within 3 months - Adults	687	6,211	11.1%	14.7%	15.9%	16.7%
% of FP17s for the same patient ID Re-attending between 3 & 9 months - Children	1,072	1,738	61.7%	61.1%	58.6%	57.4%
% of FP17s for the same patient ID Re-attending between 3 & 9 months - Adults	3,991	6,211	64.3%	53.6%	51.6%	50.5%
% of FP17s for Band 1 Urgent Courses	506	7,176	7.1%	7.3%	8.0%	9.1%
% of FP17s Relating to Free Repair or Replacements	32	7,176	0.4%	0.8%	0.8%	0.8%
% of FP17s Relating to Continuations	27	7,176	0.4%	1.3%	1.3%	1.3%
% of Patients satisfied with the dentistry they have received	13	13	100.0%	93.2%	93.1%	93.2%
% of Patients satisfied with the time they had to wait for an appointment	13	13	100.0%	89.8%	89.1%	89.0%

* This is based on patients treated on this contract for their most recent course of treatment. Figures in italics indicate the base number of FP17s or Patient Questionnaire responses are less than 100. N/A is shown where the base number of responses is less than 10 during the period. % is calculated as Quantity/Base number*100

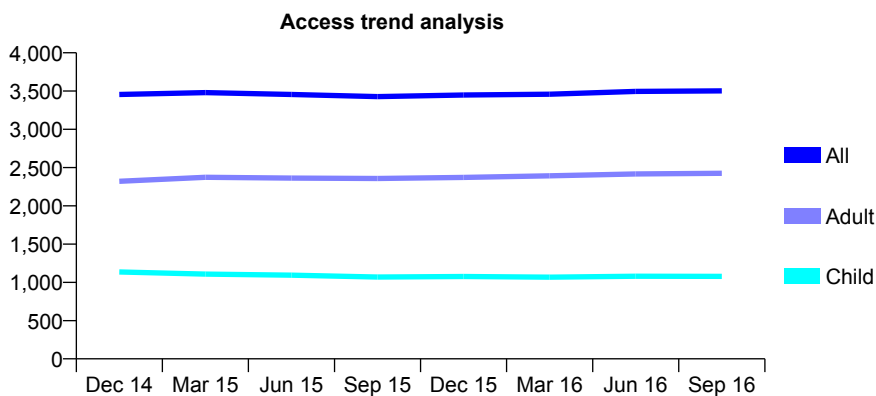
Q59 - Vital Signs At a Glance Contract Report for 117412/0002 - September 2016

Name or company name	HS Virdee Ltd
Contract type name	GDS Contract
Purpose of contract	General and Orthodontic
Contract start date	01/11/2007
Contract end date	

16/17 Contracted general activity (UDA)	10,377
Carry forward general activity (UDA)	-161
16/17 Contracted orthodontic activity (UOA)	293
Carry forward orthodontic activity (UOA)	0
Baseline contract value	£288,679.25

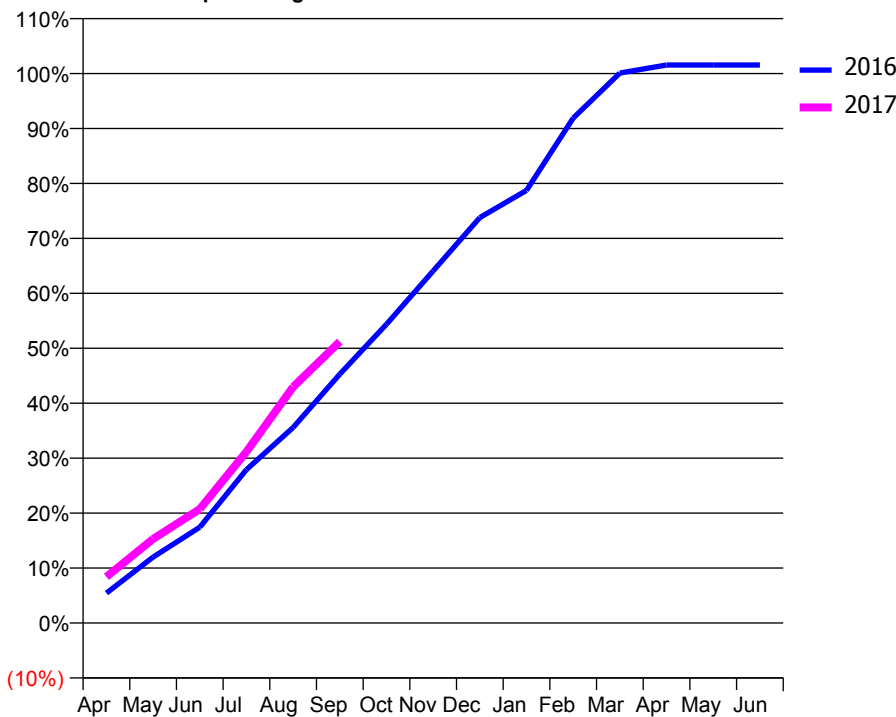
ACCESS*

Patients seen in 24 months	Total	Change since previous quarter
Quarter ending September 2015	3,428	
Quarter ending December 2015	3,448	→
Quarter ending March 2016	3,459	→
Quarter ending June 2016	3,496	→
Quarter ending September 2016	3,503	→
Variance since September 2015	2.2%	↑



ACTIVITY

Cumulative percentage of contracted UDA delivered 2016 & 2017



Month	Adjusted Scheduled Activity (UDA)	
	2016	2017
April	566	873
May	1,245	1,588
June	1,810	2,153
July	2,898	3,235
August	3,693	4,457
September	4,701	5,313
October	5,642	
November	6,650	
December	7,656	
January	8,171	
February	9,535	
March	10,386	
April	10,537	
May	10,537	
June	10,538	

QUALITY

	Quantity	Base Number	Contract	AT	Region	England
% of FP17s for the same patient ID Re-attending within 3 months - Children	66	801	8.2%	9.9%	12.0%	12.4%
% of FP17s for the same patient ID Re-attending within 3 months - Adults	115	1,455	7.9%	14.7%	15.9%	16.7%
% of FP17s for the same patient ID Re-attending between 3 & 9 months - Children	463	801	57.8%	61.1%	58.6%	57.4%
% of FP17s for the same patient ID Re-attending between 3 & 9 months - Adults	782	1,455	53.7%	53.6%	51.6%	50.5%
% of FP17s for Band 1 Urgent Courses	47	1,825	2.6%	7.3%	8.0%	9.1%
% of FP17s Relating to Free Repair or Replacements	8	1,825	0.4%	0.8%	0.8%	0.8%
% of FP17s Relating to Continuations	27	1,825	1.5%	1.3%	1.3%	1.3%
% of Patients satisfied with the dentistry they have received	4	4	N/A	93.2%	93.1%	93.2%
% of Patients satisfied with the time they had to wait for an appointment	4	4	N/A	89.8%	89.1%	89.0%

* This is based on patients treated on this contract for their most recent course of treatment. Figures in italics indicate the base number of FP17s or Patient Questionnaire responses are less than 100. N/A is shown where the base number of responses is less than 10 during the period. % is calculated as Quantity/Base number*100

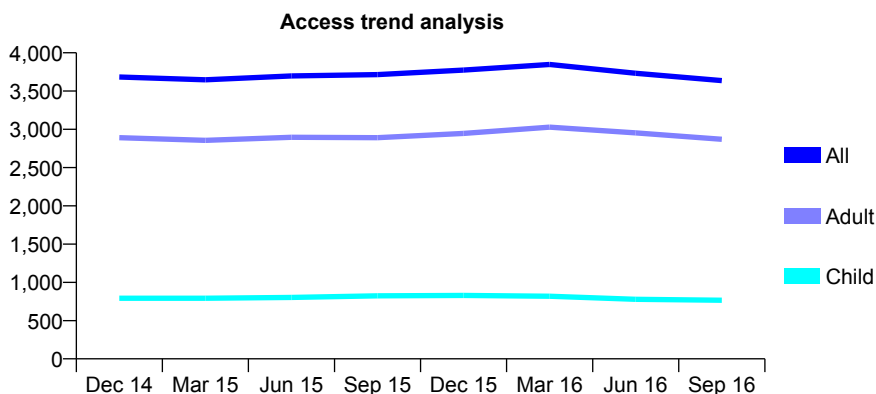
Q59 - Vital Signs At a Glance Contract Report for 117552/0001 - September 2016

Name or company name	Mr Williams & Mr Moroney
Contract type name	GDS Contract
Purpose of contract	General
Contract start date	01/10/2011
Contract end date	

16/17 Contracted general activity (UDA)	17,002
Carry forward general activity (UDA)	0
16/17 Contracted orthodontic activity (UOA)	0
Carry forward orthodontic activity (UOA)	0
Baseline contract value	£476,412.63

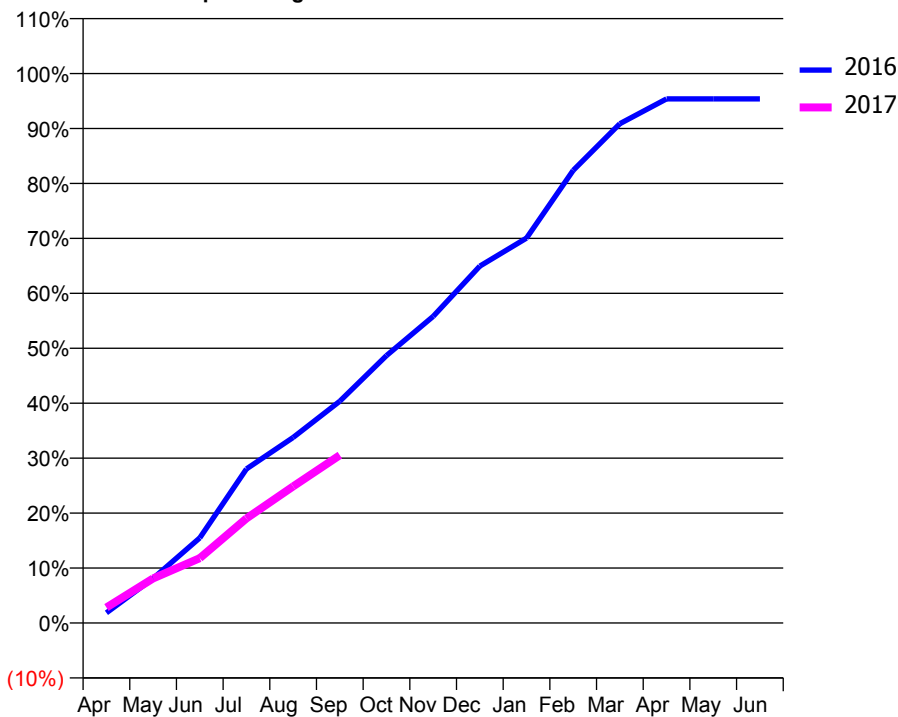
ACCESS*

Patients seen in 24 months	Total	Change since previous quarter
Quarter ending September 2015	3,715	
Quarter ending December 2015	3,774	→
Quarter ending March 2016	3,848	→
Quarter ending June 2016	3,732	↓
Quarter ending September 2016	3,636	↓
Variance since September 2015	(2.1%)	↓



ACTIVITY

Cumulative percentage of contracted UDA delivered 2016 & 2017



Month	Adjusted Scheduled Activity (UDA)	
	2016	2017
April	317	479
May	1,379	1,379
June	2,636	2,006
July	4,768	3,236
August	5,742	4,225
September	6,865	5,193
October	8,273	
November	9,487	
December	11,044	
January	11,911	
February	14,006	
March	15,451	
April	16,216	
May	16,216	
June	16,217	

QUALITY

	Quantity	Base Number	Contract	AT	Region	England
% of FP17s for the same patient ID Re-attending within 3 months - Children	44	459	9.6%	9.9%	12.0%	12.4%
% of FP17s for the same patient ID Re-attending within 3 months - Adults	271	1,612	16.8%	14.7%	15.9%	16.7%
% of FP17s for the same patient ID Re-attending between 3 & 9 months - Children	279	459	60.8%	61.1%	58.6%	57.4%
% of FP17s for the same patient ID Re-attending between 3 & 9 months - Adults	785	1,612	48.7%	53.6%	51.6%	50.5%
% of FP17s for Band 1 Urgent Courses	92	1,818	5.1%	7.3%	8.0%	9.1%
% of FP17s Relating to Free Repair or Replacements	13	1,818	0.7%	0.8%	0.8%	0.8%
% of FP17s Relating to Continuations	87	1,818	4.8%	1.3%	1.3%	1.3%
% of Patients satisfied with the dentistry they have received	5	5	N/A	93.2%	93.1%	93.2%
% of Patients satisfied with the time they had to wait for an appointment	5	5	N/A	89.8%	89.1%	89.0%

* This is based on patients treated on this contract for their most recent course of treatment. Figures in italics indicate the base number of FP17s or Patient Questionnaire responses are less than 100. N/A is shown where the base number of responses is less than 10 during the period. % is calculated as Quantity/Base number*100

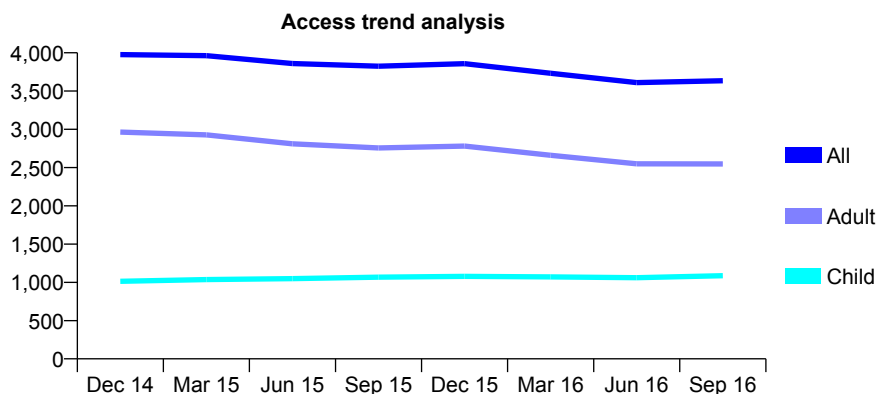
Q59 - Vital Signs At a Glance Contract Report for 118060/0020 - September 2016

Name or company name	Genix Healthcare Ltd
Contract type name	PDS Plus Contract
Purpose of contract	General
Contract start date	01/07/2010
Contract end date	30/11/2016

16/17 Contracted general activity (UDA)	8,333
Carry forward general activity (UDA)	-250
16/17 Contracted orthodontic activity (UOA)	0
Carry forward orthodontic activity (UOA)	0
Baseline contract value	£112,935.68

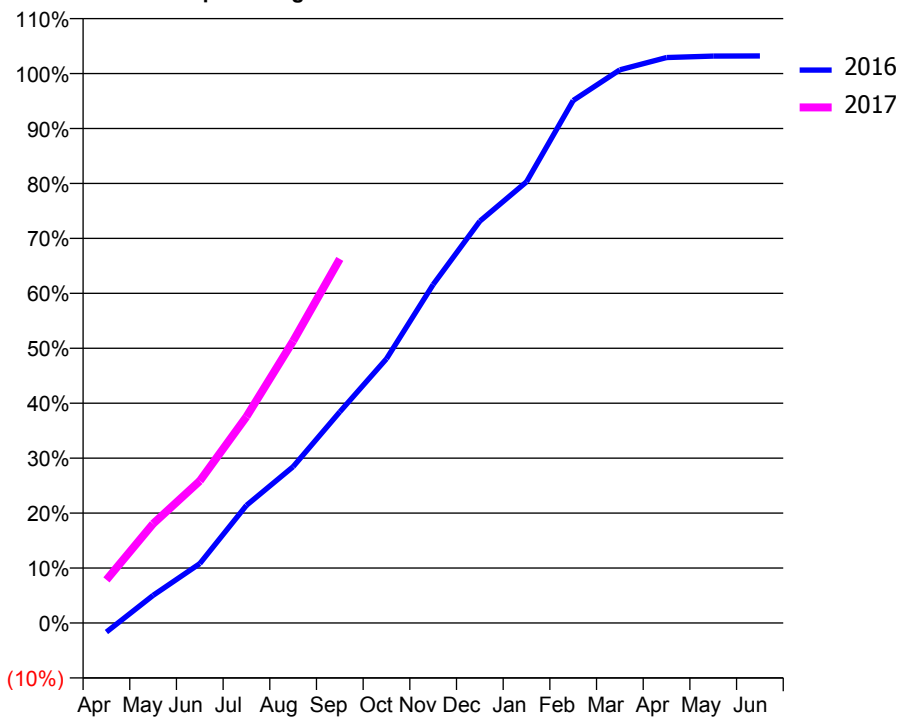
ACCESS*

Patients seen in 24 months	Total	Change since previous quarter
Quarter ending September 2015	3,824	
Quarter ending December 2015	3,858	→
Quarter ending March 2016	3,732	↓
Quarter ending June 2016	3,610	↓
Quarter ending September 2016	3,634	→
Variance since September 2015	(5.0%)	↓



ACTIVITY

Cumulative percentage of contracted UDA delivered 2016 & 2017



Month	Adjusted Scheduled Activity (UDA)	
	2016	2017
April	-209	654
May	630	1,505
June	1,351	2,154
July	2,676	3,128
August	3,557	4,276
September	4,804	5,521
October	6,011	
November	7,701	
December	9,142	
January	10,037	
February	11,887	
March	12,584	
April	12,862	
May	12,898	
June	12,899	

QUALITY

	Quantity	Base Number	Contract	AT	Region	England
% of FP17s for the same patient ID Re-attending within 3 months - Children	37	841	4.4%	9.9%	12.0%	12.4%
% of FP17s for the same patient ID Re-attending within 3 months - Adults	216	1,745	12.4%	14.7%	15.9%	16.7%
% of FP17s for the same patient ID Re-attending between 3 & 9 months - Children	548	841	65.2%	61.1%	58.6%	57.4%
% of FP17s for the same patient ID Re-attending between 3 & 9 months - Adults	1,044	1,745	59.8%	53.6%	51.6%	50.5%
% of FP17s for Band 1 Urgent Courses	132	2,312	5.7%	7.3%	8.0%	9.1%
% of FP17s Relating to Free Repair or Replacements	14	2,312	0.6%	0.8%	0.8%	0.8%
% of FP17s Relating to Continuations	5	2,312	0.2%	1.3%	1.3%	1.3%
% of Patients satisfied with the dentistry they have received	5	10	50.0%	93.2%	93.1%	93.2%
% of Patients satisfied with the time they had to wait for an appointment	6	10	60.0%	89.8%	89.1%	89.0%

* This is based on patients treated on this contract for their most recent course of treatment. Figures in italics indicate the base number of FP17s or Patient Questionnaire responses are less than 100. N/A is shown where the base number of responses is less than 10 during the period. % is calculated as Quantity/Base number*100

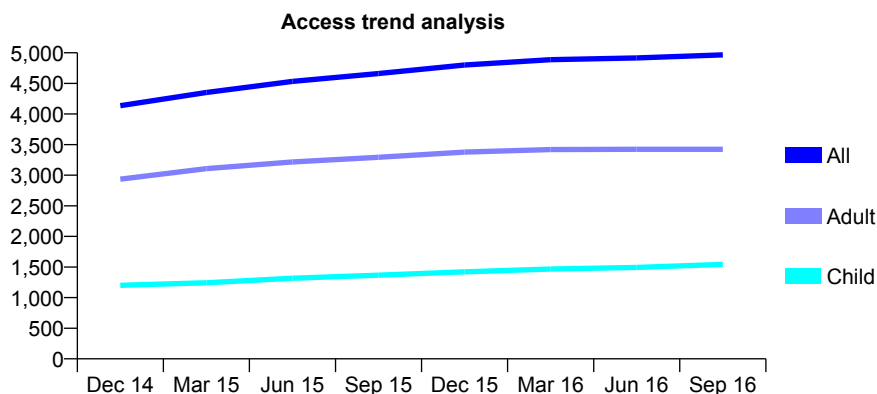
Q59 - Vital Signs At a Glance Contract Report for 118281/0001 - September 2016

Name or company name	Mr PR Bhogaita, Mr Mukundrai Patel and N
Contract type name	GDS Contract
Purpose of contract	General
Contract start date	01/01/2014
Contract end date	

16/17 Contracted general activity (UDA)	16,178
Carry forward general activity (UDA)	0
16/17 Contracted orthodontic activity (UOA)	0
Carry forward orthodontic activity (UOA)	0
Baseline contract value	£394,712.94

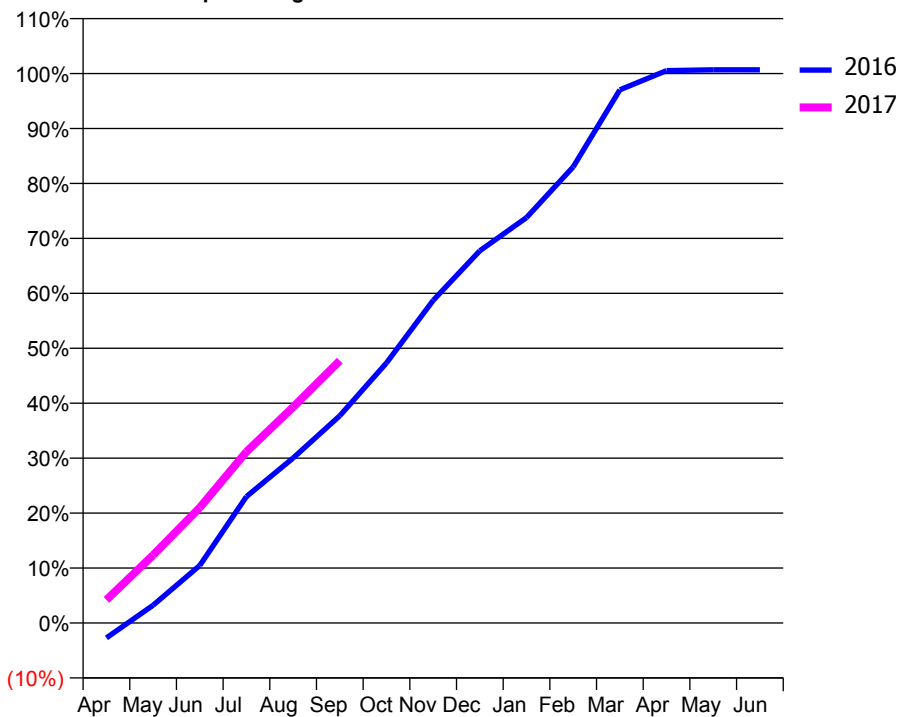
ACCESS*

Patients seen in 24 months	Total	Change since previous quarter
Quarter ending September 2015	4,661	
Quarter ending December 2015	4,801	↑
Quarter ending March 2016	4,888	→
Quarter ending June 2016	4,916	→
Quarter ending September 2016	4,966	→
Variance since September 2015	6.5%	↑



ACTIVITY

Cumulative percentage of contracted UDA delivered 2016 & 2017



Adjusted Scheduled Activity (UDA)

Month	2016	2017
April	-441	683
May	526	2,001
June	1,695	3,398
July	3,723	5,042
August	4,857	6,359
September	6,101	7,723
October	7,659	
November	9,499	
December	10,960	
January	11,937	
February	13,429	
March	15,697	
April	16,261	
May	16,286	
June	16,287	

QUALITY

	Quantity	Base Number	Contract	AT	Region	England
% of FP17s for the same patient ID Re-attending within 3 months - Children	102	1,373	7.4%	9.9%	12.0%	12.4%
% of FP17s for the same patient ID Re-attending within 3 months - Adults	456	2,957	15.4%	14.7%	15.9%	16.7%
% of FP17s for the same patient ID Re-attending between 3 & 9 months - Children	969	1,373	70.6%	61.1%	58.6%	57.4%
% of FP17s for the same patient ID Re-attending between 3 & 9 months - Adults	1,935	2,957	65.4%	53.6%	51.6%	50.5%
% of FP17s for Band 1 Urgent Courses	329	4,015	8.2%	7.3%	8.0%	9.1%
% of FP17s Relating to Free Repair or Replacements	26	4,015	0.6%	0.8%	0.8%	0.8%
% of FP17s Relating to Continuations	13	4,015	0.3%	1.3%	1.3%	1.3%
% of Patients satisfied with the dentistry they have received	6	6	N/A	93.2%	93.1%	93.2%
% of Patients satisfied with the time they had to wait for an appointment	4	6	N/A	89.8%	89.1%	89.0%

* This is based on patients treated on this contract for their most recent course of treatment. Figures in italics indicate the base number of FP17s or Patient Questionnaire responses are less than 100. N/A is shown where the base number of responses is less than 10 during the period. % is calculated as Quantity/Base number*100

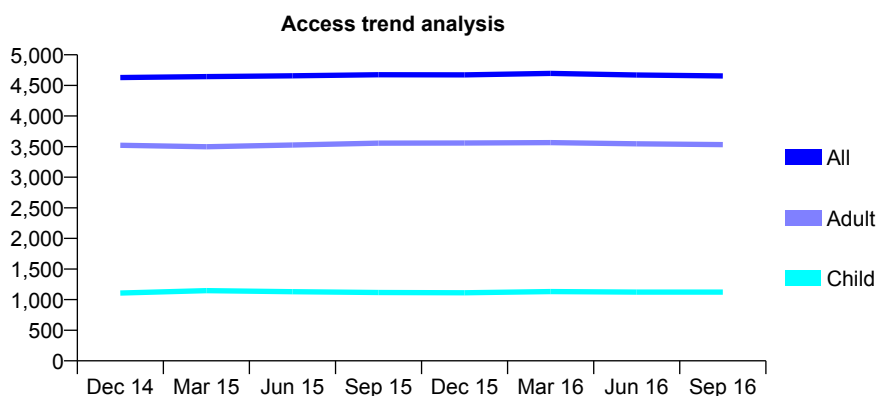
Q59 - Vital Signs At a Glance Contract Report for 118389/0001 - September 2016

Name or company name	Ishak Practices Limited
Contract type name	GDS Contract
Purpose of contract	General
Contract start date	01/10/2007
Contract end date	

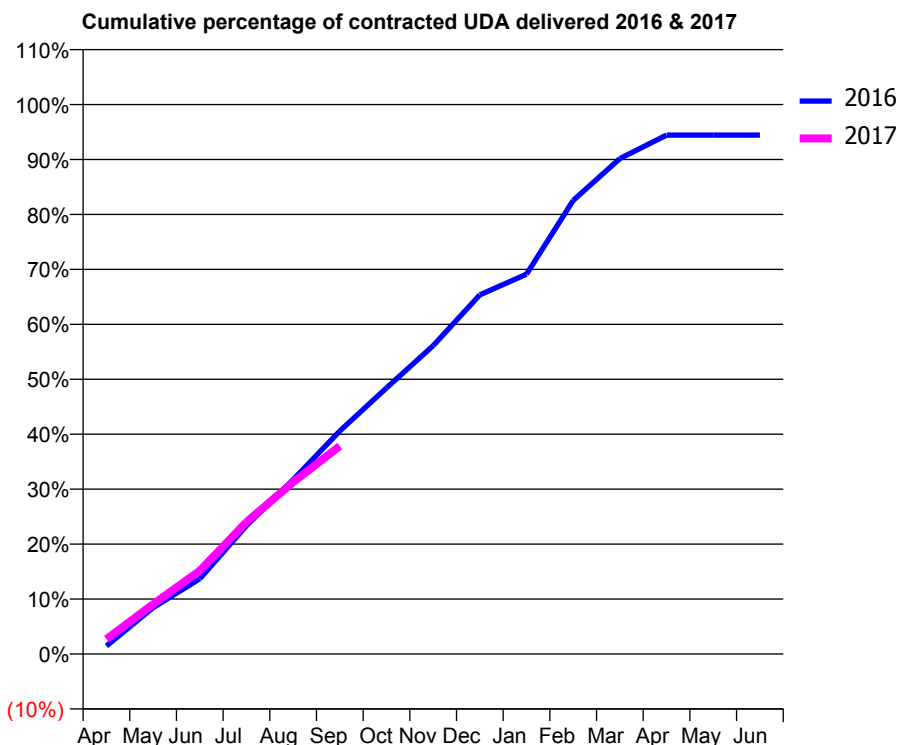
16/17 Contracted general activity (UDA)	15,000
Carry forward general activity (UDA)	0
16/17 Contracted orthodontic activity (UOA)	0
Carry forward orthodontic activity (UOA)	0
Baseline contract value	£421,246.58

ACCESS*

Patients seen in 24 months	Total	Change since previous quarter
Quarter ending September 2015	4,674	
Quarter ending December 2015	4,672	→
Quarter ending March 2016	4,697	→
Quarter ending June 2016	4,669	→
Quarter ending September 2016	4,655	→
Variance since September 2015	(0.4%)	→



ACTIVITY



Month	Adjusted Scheduled Activity (UDA)	
	2016	2017
April	221	405
May	1,265	1,361
June	2,056	2,274
July	3,504	3,601
August	4,759	4,690
September	6,089	5,675
October	7,262	
November	8,419	
December	9,803	
January	10,367	
February	12,382	
March	13,525	
April	14,167	
May	14,167	
June	14,167	

QUALITY

	Quantity	Base Number	Contract	AT	Region	England
% of FP17s for the same patient ID Re-attending within 3 months - Children	42	811	5.2%	9.9%	12.0%	12.4%
% of FP17s for the same patient ID Re-attending within 3 months - Adults	277	2,341	11.8%	14.7%	15.9%	16.7%
% of FP17s for the same patient ID Re-attending between 3 & 9 months - Children	542	811	66.8%	61.1%	58.6%	57.4%
% of FP17s for the same patient ID Re-attending between 3 & 9 months - Adults	1,341	2,341	57.3%	53.6%	51.6%	50.5%
% of FP17s for Band 1 Urgent Courses	191	2,907	6.6%	7.3%	8.0%	9.1%
% of FP17s Relating to Free Repair or Replacements	6	2,907	0.2%	0.8%	0.8%	0.8%
% of FP17s Relating to Continuations	37	2,907	1.3%	1.3%	1.3%	1.3%
% of Patients satisfied with the dentistry they have received	2	2	N/A	93.2%	93.1%	93.2%
% of Patients satisfied with the time they had to wait for an appointment	2	2	N/A	89.8%	89.1%	89.0%

* This is based on patients treated on this contract for their most recent course of treatment. Figures in italics indicate the base number of FP17s or Patient Questionnaire responses are less than 100. N/A is shown where the base number of responses is less than 10 during the period. % is calculated as Quantity/Base number*100

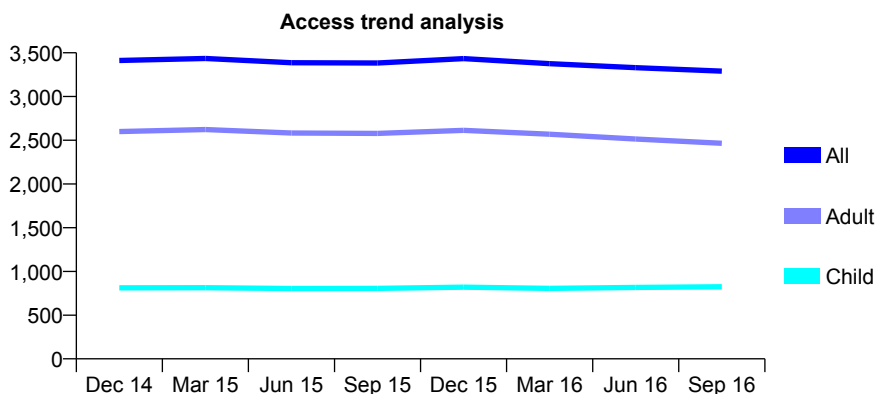
Q59 - Vital Signs At a Glance Contract Report for 118389/0003 - September 2016

Name or company name	Ishak Practices Limited
Contract type name	PDS Plus Contract
Purpose of contract	General
Contract start date	01/04/2010
Contract end date	30/11/2016

16/17 Contracted general activity (UDA)	6,667
Carry forward general activity (UDA)	0
16/17 Contracted orthodontic activity (UOA)	0
Carry forward orthodontic activity (UOA)	0
Baseline contract value	£98,345.09

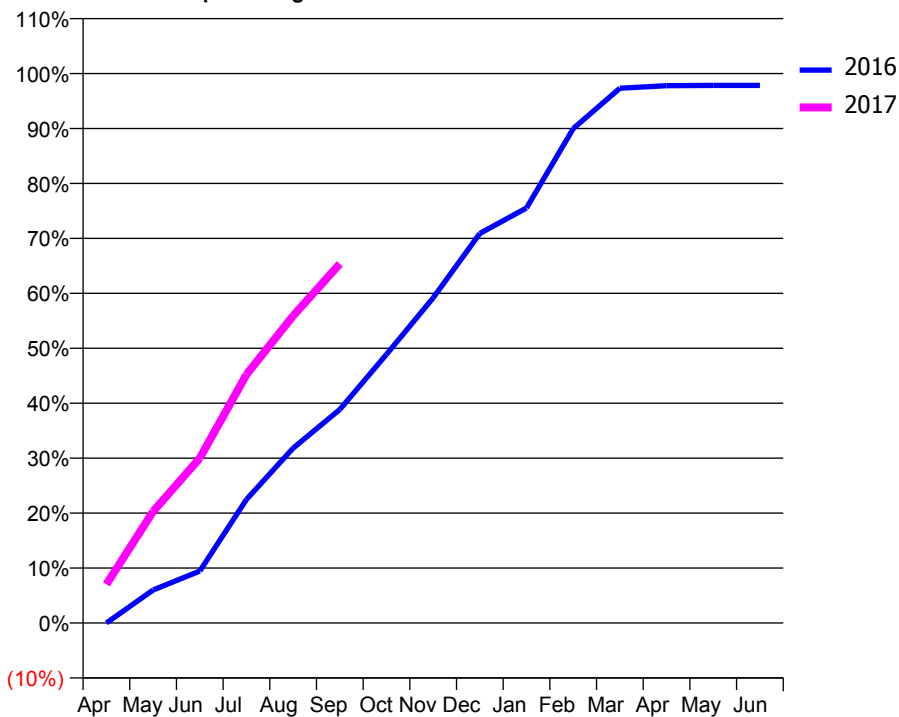
ACCESS*

Patients seen in 24 months	Total	Change since previous quarter
Quarter ending September 2015	3,384	
Quarter ending December 2015	3,433	→
Quarter ending March 2016	3,375	↓
Quarter ending June 2016	3,330	↓
Quarter ending September 2016	3,290	↓
Variance since September 2015	(2.8%)	↓



ACTIVITY

Cumulative percentage of contracted UDA delivered 2016 & 2017



Month	Adjusted Scheduled Activity (UDA)	
	2016	2017
April	0	471
May	599	1,354
June	946	2,001
July	2,249	3,015
August	3,182	3,727
September	3,887	4,358
October	4,887	
November	5,917	
December	7,090	
January	7,552	
February	8,996	
March	9,731	
April	9,779	
May	9,783	
June	9,784	

QUALITY

	Quantity	Base Number	Contract	AT	Region	England
% of FP17s for the same patient ID Re-attending within 3 months - Children	43	616	7.0%	9.9%	12.0%	12.4%
% of FP17s for the same patient ID Re-attending within 3 months - Adults	252	1,660	15.2%	14.7%	15.9%	16.7%
% of FP17s for the same patient ID Re-attending between 3 & 9 months - Children	416	616	67.5%	61.1%	58.6%	57.4%
% of FP17s for the same patient ID Re-attending between 3 & 9 months - Adults	899	1,660	54.2%	53.6%	51.6%	50.5%
% of FP17s for Band 1 Urgent Courses	103	2,246	4.6%	7.3%	8.0%	9.1%
% of FP17s Relating to Free Repair or Replacements	36	2,246	1.6%	0.8%	0.8%	0.8%
% of FP17s Relating to Continuations	107	2,246	4.8%	1.3%	1.3%	1.3%
% of Patients satisfied with the dentistry they have received	21	21	100.0%	93.2%	93.1%	93.2%
% of Patients satisfied with the time they had to wait for an appointment	20	21	95.2%	89.8%	89.1%	89.0%

* This is based on patients treated on this contract for their most recent course of treatment. Figures in italics indicate the base number of FP17s or Patient Questionnaire responses are less than 100. N/A is shown where the base number of responses is less than 10 during the period. % is calculated as Quantity/Base number*100

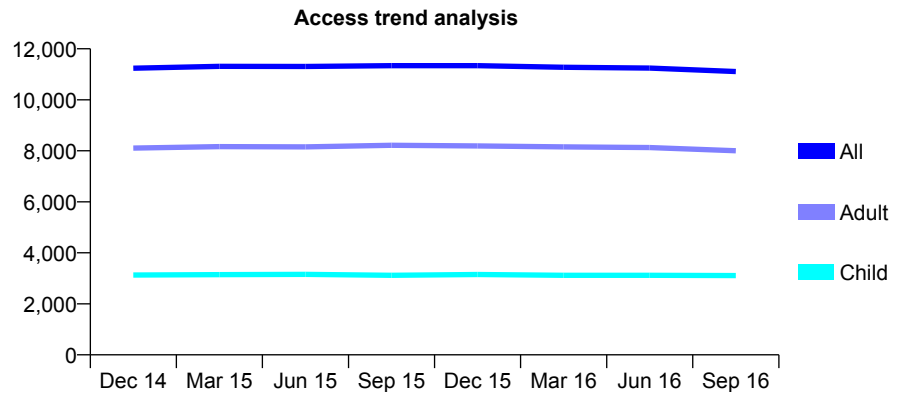
Q59 - Vital Signs At a Glance Contract Report for 118680/0003 - September 2016

Name or company name	Mr P Sitlu & Mr I Bhyat
Contract type name	GDS Contract
Purpose of contract	General and Orthodontic
Contract start date	09/12/2008
Contract end date	

16/17 Contracted general activity (UDA)	30,774
Carry forward general activity (UDA)	0
16/17 Contracted orthodontic activity (UOA)	895
Carry forward orthodontic activity (UOA)	0
Baseline contract value	£677,346.90

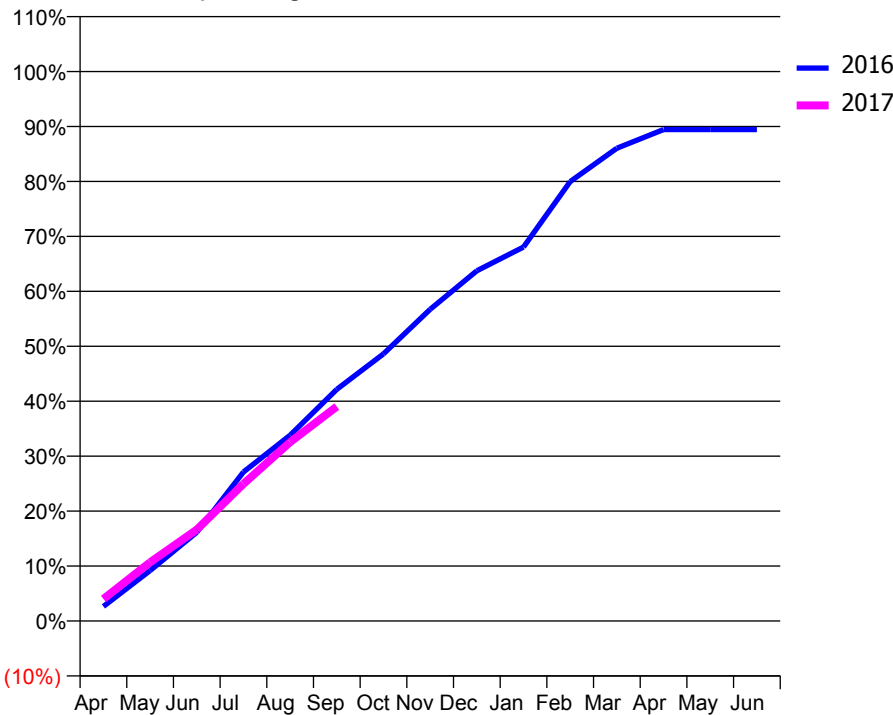
ACCESS*

Patients seen in 24 months	Total	Change since previous quarter
Quarter ending September 2015	11,336	
Quarter ending December 2015	11,339	→
Quarter ending March 2016	11,276	→
Quarter ending June 2016	11,247	→
Quarter ending September 2016	11,107	↓
Variance since September 2015	(2.0%)	↓



ACTIVITY

Cumulative percentage of contracted UDA delivered 2016 & 2017



Month	Adjusted Scheduled Activity (UDA)	
	2016	2017
April	821	1,236
May	2,825	3,288
June	4,973	5,121
July	8,344	7,681
August	10,408	10,021
September	12,972	12,009
October	14,965	
November	17,453	
December	19,613	
January	20,947	
February	24,613	
March	26,476	
April	27,521	
May	27,521	
June	27,521	

QUALITY

	Quantity	Base Number	Contract	AT	Region	England
% of FP17s for the same patient ID Re-attending within 3 months - Children	232	2,483	9.3%	9.9%	12.0%	12.4%
% of FP17s for the same patient ID Re-attending within 3 months - Adults	683	5,379	12.7%	14.7%	15.9%	16.7%
% of FP17s for the same patient ID Re-attending between 3 & 9 months - Children	1,541	2,483	62.1%	61.1%	58.6%	57.4%
% of FP17s for the same patient ID Re-attending between 3 & 9 months - Adults	3,055	5,379	56.8%	53.6%	51.6%	50.5%
% of FP17s for Band 1 Urgent Courses	498	7,077	7.0%	7.3%	8.0%	9.1%
% of FP17s Relating to Free Repair or Replacements	49	7,077	0.7%	0.8%	0.8%	0.8%
% of FP17s Relating to Continuations	39	7,077	0.6%	1.3%	1.3%	1.3%
% of Patients satisfied with the dentistry they have received	5	6	N/A	93.2%	93.1%	93.2%
% of Patients satisfied with the time they had to wait for an appointment	6	6	N/A	89.8%	89.1%	89.0%

* This is based on patients treated on this contract for their most recent course of treatment. Figures in italics indicate the base number of FP17s or Patient Questionnaire responses are less than 100. N/A is shown where the base number of responses is less than 10 during the period. % is calculated as Quantity/Base number*100

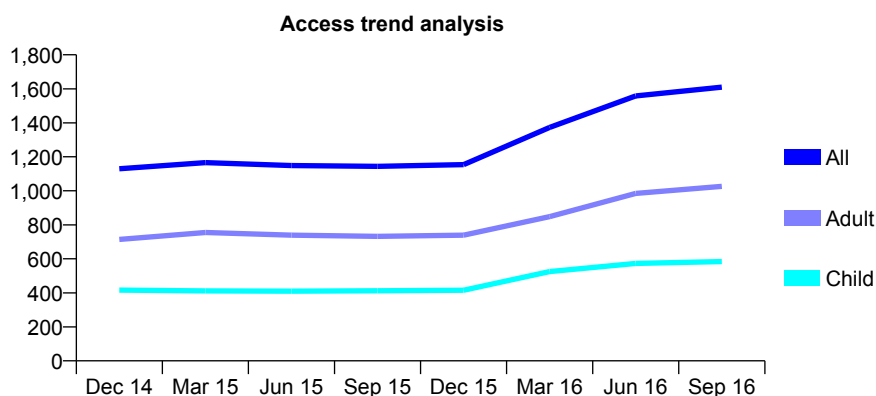
Q59 - Vital Signs At a Glance Contract Report for 121789/0001 - September 2016

Name or company name	Mr C Lucas, Mr M Hamburger, R Ingledeu
Contract type name	GDS Contract
Purpose of contract	General and Orthodontic
Contract start date	01/04/2012
Contract end date	

16/17 Contracted general activity (UDA)	4,345
Carry forward general activity (UDA)	0
16/17 Contracted orthodontic activity (UOA)	1,361
Carry forward orthodontic activity (UOA)	0
Baseline contract value	£208,071.96

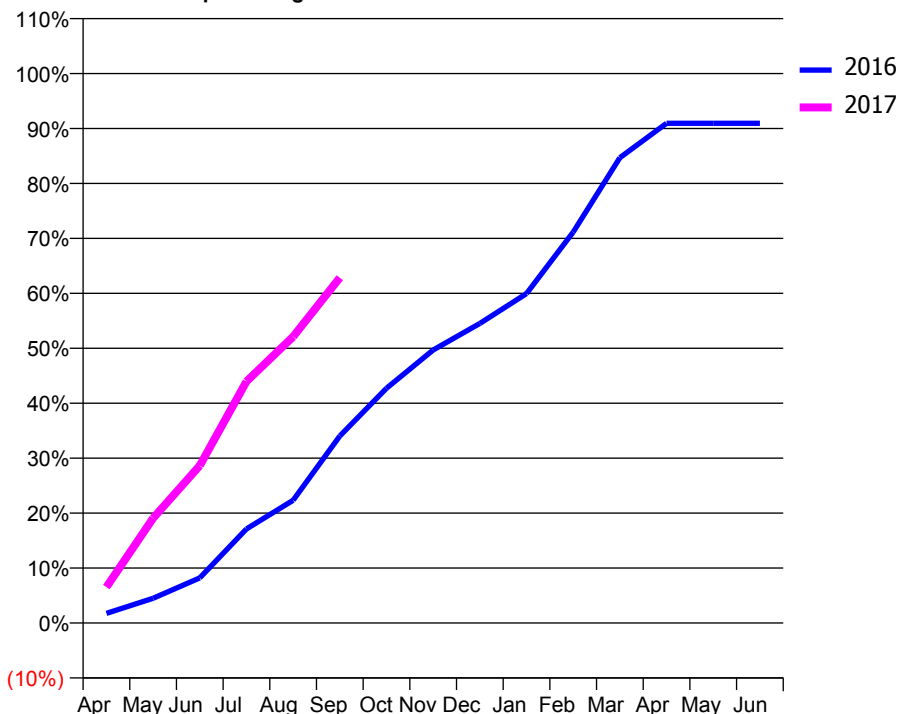
ACCESS*

Patients seen in 24 months	Total	Change since previous quarter
Quarter ending September 2015	1,144	
Quarter ending December 2015	1,154	→
Quarter ending March 2016	1,373	↑
Quarter ending June 2016	1,558	↑
Quarter ending September 2016	1,610	↑
Variance since September 2015	40.7%	↑



ACTIVITY

Cumulative percentage of contracted UDA delivered 2016 & 2017



Adjusted Scheduled Activity (UDA)

Month	2016	2017
April	76	284
May	196	829
June	357	1,245
July	743	1,910
August	970	2,265
September	1,479	2,730
October	1,856	
November	2,159	
December	2,369	
January	2,605	
February	3,091	
March	3,679	
April	3,951	
May	3,951	
June	3,951	

QUALITY

	Quantity	Base Number	Contract	AT	Region	England
% of FP17s for the same patient ID Re-attending within 3 months - Children	61	466	13.1%	9.9%	12.0%	12.4%
% of FP17s for the same patient ID Re-attending within 3 months - Adults	199	827	24.1%	14.7%	15.9%	16.7%
% of FP17s for the same patient ID Re-attending between 3 & 9 months - Children	132	466	28.3%	61.1%	58.6%	57.4%
% of FP17s for the same patient ID Re-attending between 3 & 9 months - Adults	229	827	27.7%	53.6%	51.6%	50.5%
% of FP17s for Band 1 Urgent Courses	92	1,140	8.1%	7.3%	8.0%	9.1%
% of FP17s Relating to Free Repair or Replacements	12	1,140	1.1%	0.8%	0.8%	0.8%
% of FP17s Relating to Continuations	53	1,140	4.6%	1.3%	1.3%	1.3%
% of Patients satisfied with the dentistry they have received	2	2	N/A	93.2%	93.1%	93.2%
% of Patients satisfied with the time they had to wait for an appointment	2	2	N/A	89.8%	89.1%	89.0%

* This is based on patients treated on this contract for their most recent course of treatment. Figures in italics indicate the base number of FP17s or Patient Questionnaire responses are less than 100. N/A is shown where the base number of responses is less than 10 during the period. % is calculated as Quantity/Base number*100

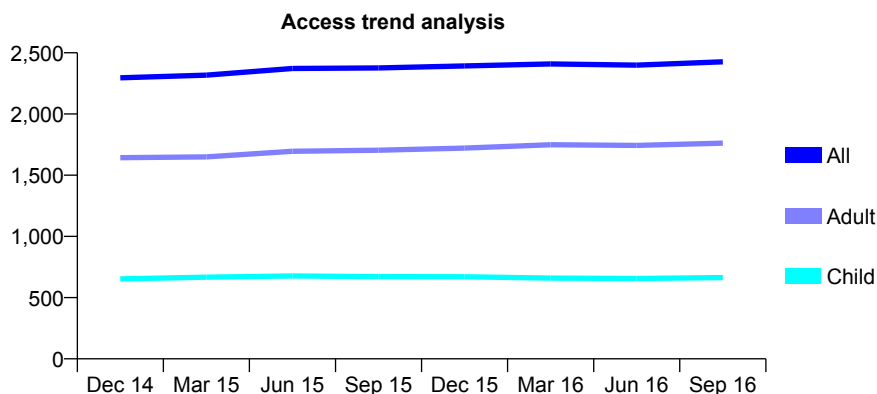
Q59 - Vital Signs At a Glance Contract Report for 123218/0001 - September 2016

Name or company name	Dayadent Limited
Contract type name	GDS Contract
Purpose of contract	General and Orthodontic
Contract start date	01/04/2008
Contract end date	

16/17 Contracted general activity (UDA)	4,952
Carry forward general activity (UDA)	-56
16/17 Contracted orthodontic activity (UOA)	1,657
Carry forward orthodontic activity (UOA)	14
Baseline contract value	£270,946.44

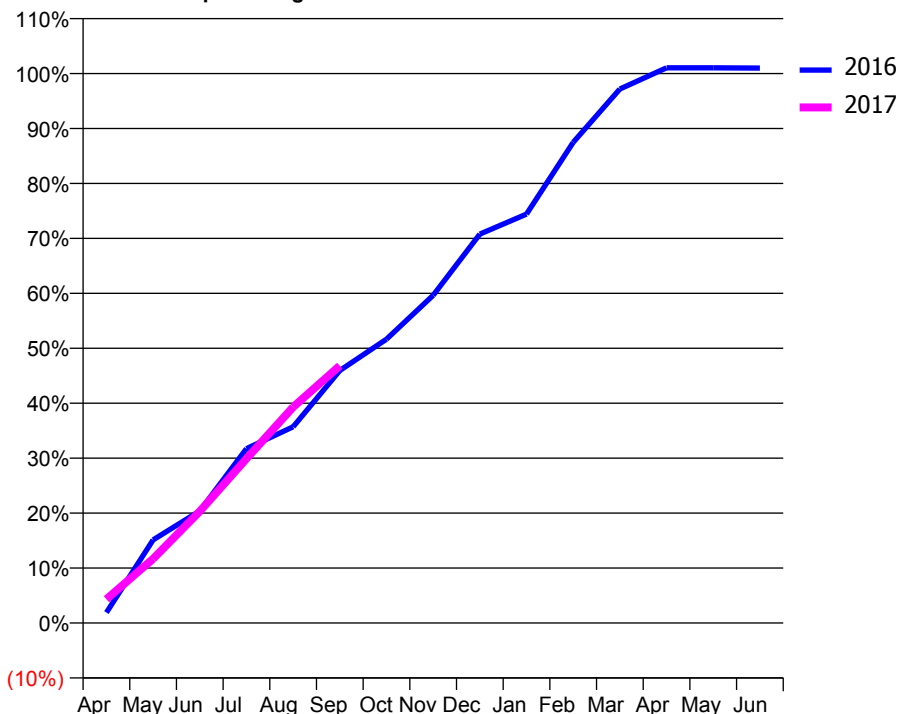
ACCESS*

Patients seen in 24 months	Total	Change since previous quarter
Quarter ending September 2015	2,376	
Quarter ending December 2015	2,393	→
Quarter ending March 2016	2,409	→
Quarter ending June 2016	2,399	→
Quarter ending September 2016	2,426	→
Variance since September 2015	2.1%	↑



ACTIVITY

Cumulative percentage of contracted UDA delivered 2016 & 2017



Adjusted Scheduled Activity (UDA)

Month	2016	2017
April	109	214
May	862	579
June	1,164	1,007
July	1,810	1,481
August	2,036	1,947
September	2,620	2,318
October	2,945	
November	3,401	
December	4,035	
January	4,244	
February	4,987	
March	5,541	
April	5,761	
May	5,761	
June	5,758	

QUALITY

	Quantity	Base Number	Contract	AT	Region	England
% of FP17s for the same patient ID Re-attending within 3 months - Children	25	536	4.7%	9.9%	12.0%	12.4%
% of FP17s for the same patient ID Re-attending within 3 months - Adults	81	987	8.2%	14.7%	15.9%	16.7%
% of FP17s for the same patient ID Re-attending between 3 & 9 months - Children	318	536	59.3%	61.1%	58.6%	57.4%
% of FP17s for the same patient ID Re-attending between 3 & 9 months - Adults	366	987	37.1%	53.6%	51.6%	50.5%
% of FP17s for Band 1 Urgent Courses	37	870	4.3%	7.3%	8.0%	9.1%
% of FP17s Relating to Free Repair or Replacements	2	870	0.2%	0.8%	0.8%	0.8%
% of FP17s Relating to Continuations	1	870	0.1%	1.3%	1.3%	1.3%
% of Patients satisfied with the dentistry they have received	6	6	N/A	93.2%	93.1%	93.2%
% of Patients satisfied with the time they had to wait for an appointment	6	6	N/A	89.8%	89.1%	89.0%

* This is based on patients treated on this contract for their most recent course of treatment. Figures in italics indicate the base number of FP17s or Patient Questionnaire responses are less than 100. N/A is shown where the base number of responses is less than 10 during the period. % is calculated as Quantity/Base number*100

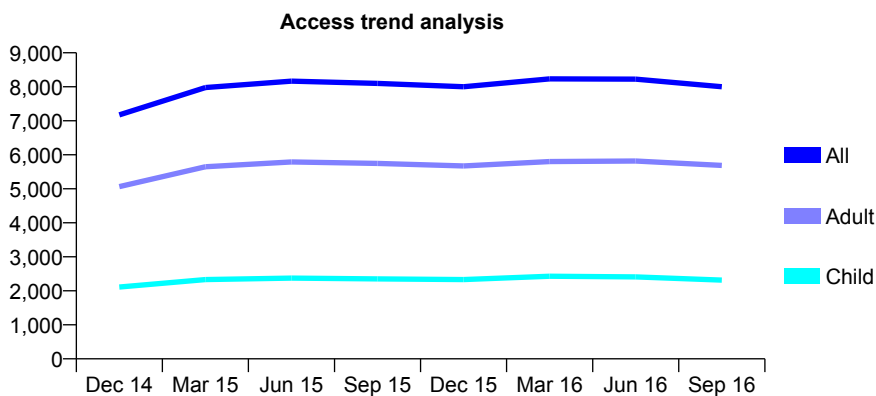
Q59 - Vital Signs At a Glance Contract Report for 124346/0001 - September 2016

Name or company name	Saffron Lane Dental Ltd
Contract type name	GDS Contract
Purpose of contract	General
Contract start date	01/06/2013
Contract end date	

16/17 Contracted general activity (UDA)	26,153
Carry forward general activity (UDA)	0
16/17 Contracted orthodontic activity (UOA)	0
Carry forward orthodontic activity (UOA)	0
Baseline contract value	£558,651.67

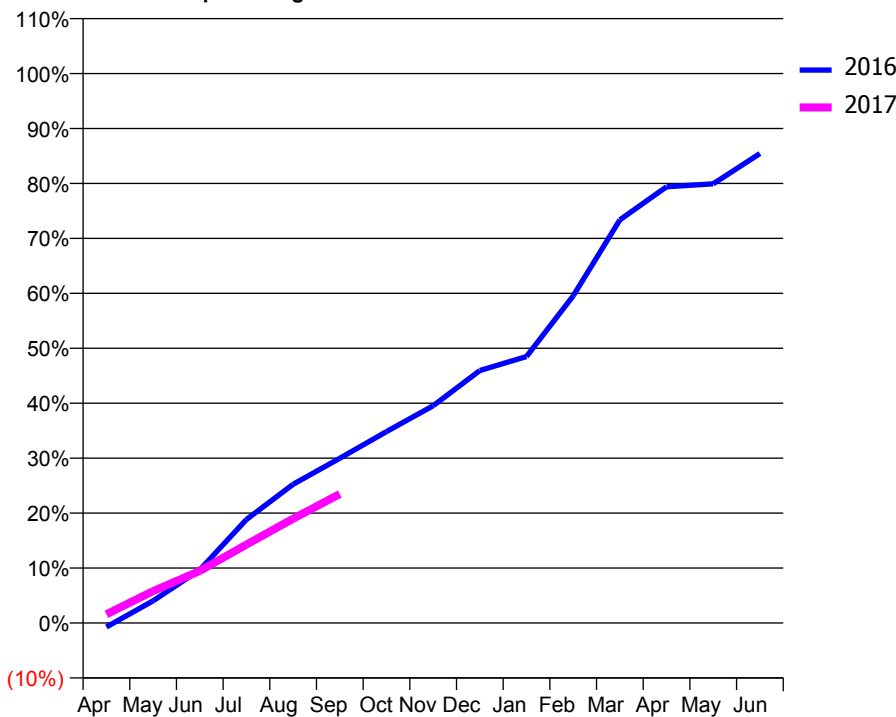
ACCESS*

Patients seen in 24 months	Total	Change since previous quarter
Quarter ending September 2015	8,099	
Quarter ending December 2015	8,001	↓
Quarter ending March 2016	8,233	↑
Quarter ending June 2016	8,225	→
Quarter ending September 2016	8,003	↓
Variance since September 2015	(1.2%)	↓



ACTIVITY

Cumulative percentage of contracted UDA delivered 2016 & 2017



Month	Adjusted Scheduled Activity (UDA)	
	2016	2017
April	-207	416
May	1,135	1,520
June	2,720	2,479
July	5,307	3,733
August	7,110	4,968
September	8,443	6,139
October	9,809	
November	11,129	
December	12,934	
January	13,654	
February	16,760	
March	20,655	
April	22,351	
May	22,499	
June	24,054	

QUALITY

	Quantity	Base Number	Contract	AT	Region	England
% of FP17s for the same patient ID Re-attending within 3 months - Children	119	1,516	7.8%	9.9%	12.0%	12.4%
% of FP17s for the same patient ID Re-attending within 3 months - Adults	530	3,328	15.9%	14.7%	15.9%	16.7%
% of FP17s for the same patient ID Re-attending between 3 & 9 months - Children	835	1,516	55.1%	61.1%	58.6%	57.4%
% of FP17s for the same patient ID Re-attending between 3 & 9 months - Adults	1,697	3,328	51.0%	53.6%	51.6%	50.5%
% of FP17s for Band 1 Urgent Courses	302	3,166	9.5%	7.3%	8.0%	9.1%
% of FP17s Relating to Free Repair or Replacements	49	3,166	1.5%	0.8%	0.8%	0.8%
% of FP17s Relating to Continuations	33	3,166	1.0%	1.3%	1.3%	1.3%
% of Patients satisfied with the dentistry they have received	6	6	N/A	93.2%	93.1%	93.2%
% of Patients satisfied with the time they had to wait for an appointment	3	6	N/A	89.8%	89.1%	89.0%

* This is based on patients treated on this contract for their most recent course of treatment. Figures in italics indicate the base number of FP17s or Patient Questionnaire responses are less than 100. N/A is shown where the base number of responses is less than 10 during the period. % is calculated as Quantity/Base number*100

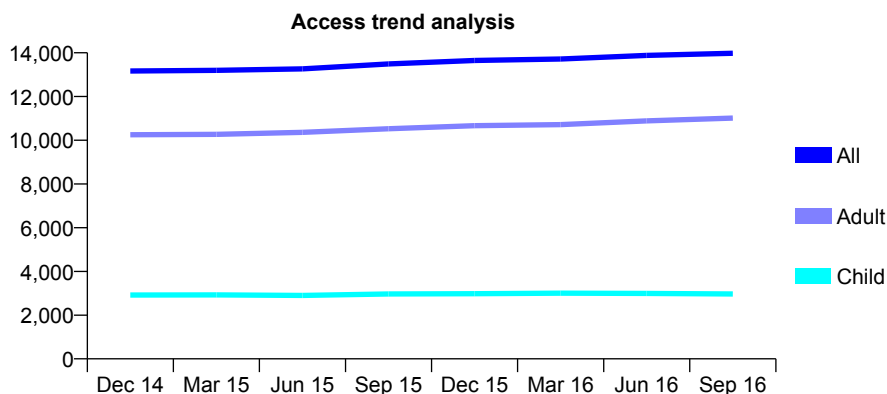
Q59 - Vital Signs At a Glance Contract Report for 126071/0001 - September 2016

Name or company name	Wilson, Edwards & Sanghi
Contract type name	GDS Contract
Purpose of contract	General and Orthodontic
Contract start date	01/04/2006
Contract end date	

16/17 Contracted general activity (UDA)	37,524
Carry forward general activity (UDA)	0
16/17 Contracted orthodontic activity (UOA)	1,318
Carry forward orthodontic activity (UOA)	3
Baseline contract value	£965,081.55

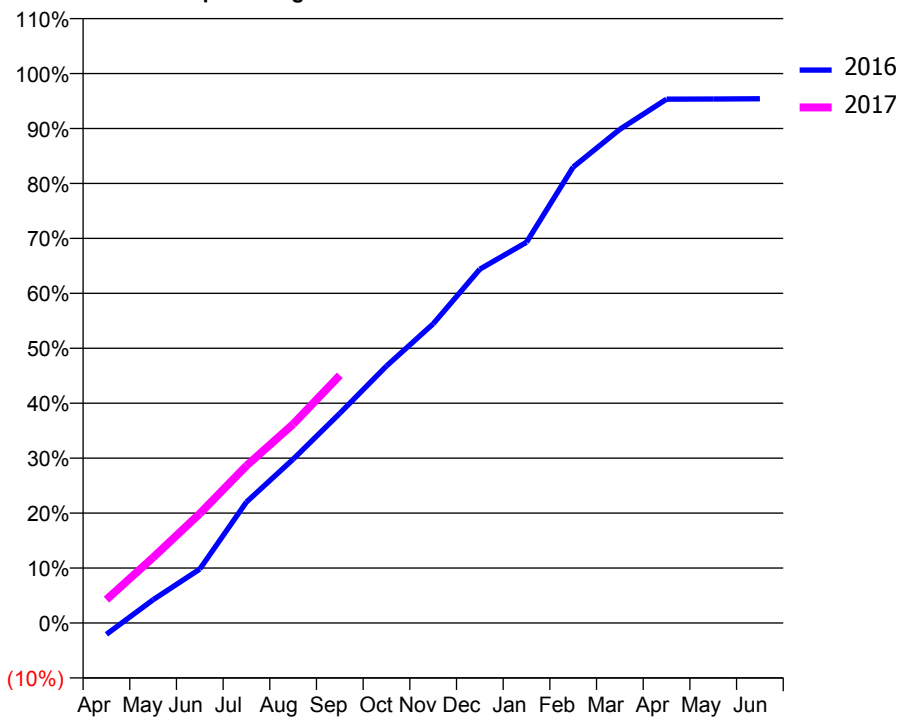
ACCESS*

Patients seen in 24 months	Total	Change since previous quarter
Quarter ending September 2015	13,491	
Quarter ending December 2015	13,647	→
Quarter ending March 2016	13,717	→
Quarter ending June 2016	13,881	→
Quarter ending September 2016	13,980	→
Variance since September 2015	3.6%	↑



ACTIVITY

Cumulative percentage of contracted UDA delivered 2016 & 2017



Month	Adjusted Scheduled Activity (UDA)	
	2016	2017
April	-783	1,601
May	1,588	4,474
June	3,679	7,475
July	8,265	10,743
August	11,187	13,579
September	14,316	16,916
October	17,552	
November	20,425	
December	24,159	
January	25,999	
February	31,136	
March	33,713	
April	35,773	
May	35,786	
June	35,799	

QUALITY

	Quantity	Base Number	Contract	AT	Region	England
% of FP17s for the same patient ID Re-attending within 3 months - Children	212	2,318	9.1%	9.9%	12.0%	12.4%
% of FP17s for the same patient ID Re-attending within 3 months - Adults	942	7,872	12.0%	14.7%	15.9%	16.7%
% of FP17s for the same patient ID Re-attending between 3 & 9 months - Children	1,371	2,318	59.1%	61.1%	58.6%	57.4%
% of FP17s for the same patient ID Re-attending between 3 & 9 months - Adults	4,145	7,872	52.7%	53.6%	51.6%	50.5%
% of FP17s for Band 1 Urgent Courses	528	8,909	5.9%	7.3%	8.0%	9.1%
% of FP17s Relating to Free Repair or Replacements	85	8,909	1.0%	0.8%	0.8%	0.8%
% of FP17s Relating to Continuations	73	8,909	0.8%	1.3%	1.3%	1.3%
% of Patients satisfied with the dentistry they have received	17	18	94.4%	93.2%	93.1%	93.2%
% of Patients satisfied with the time they had to wait for an appointment	17	18	94.4%	89.8%	89.1%	89.0%

* This is based on patients treated on this contract for their most recent course of treatment. Figures in italics indicate the base number of FP17s or Patient Questionnaire responses are less than 100. N/A is shown where the base number of responses is less than 10 during the period. % is calculated as Quantity/Base number*100

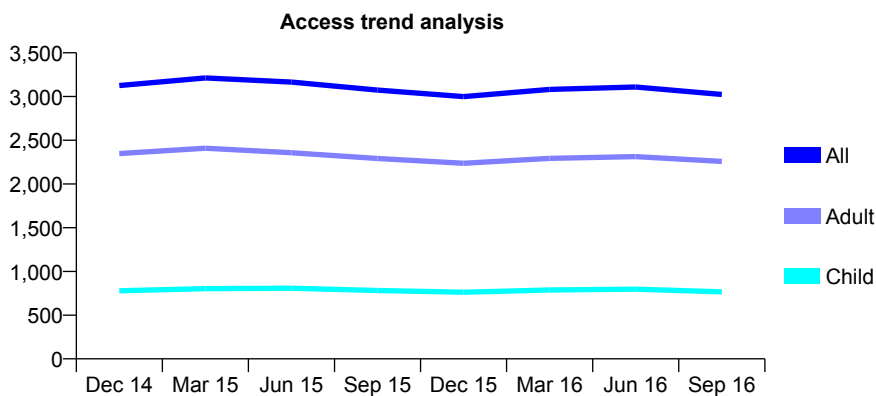
Q59 - Vital Signs At a Glance Contract Report for 126810/0001 - September 2016

Name or company name	Mr B Moroney & Mr S Williams
Contract type name	GDS Contract
Purpose of contract	General
Contract start date	01/07/2010
Contract end date	

16/17 Contracted general activity (UDA)	8,976
Carry forward general activity (UDA)	0
16/17 Contracted orthodontic activity (UOA)	0
Carry forward orthodontic activity (UOA)	0
Baseline contract value	£279,244.89

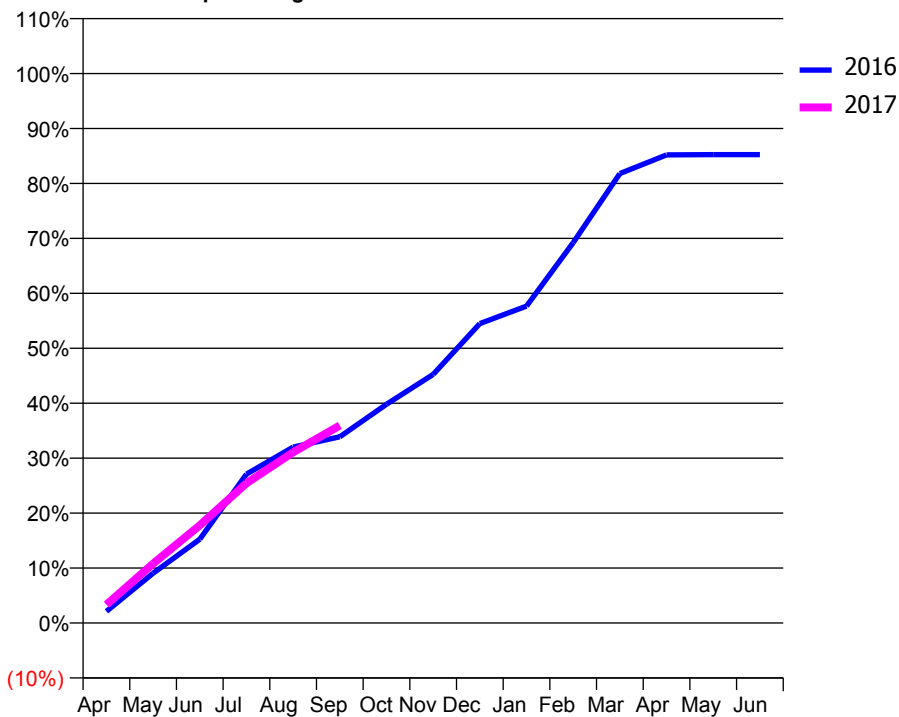
ACCESS*

Patients seen in 24 months	Total	Change since previous quarter
Quarter ending September 2015	3,074	
Quarter ending December 2015	2,999	↓
Quarter ending March 2016	3,081	↑
Quarter ending June 2016	3,109	→
Quarter ending September 2016	3,024	↓
Variance since September 2015	(1.6%)	↓



ACTIVITY

Cumulative percentage of contracted UDA delivered 2016 & 2017



Month	Adjusted Scheduled Activity (UDA)	
	2016	2017
April	192	299
May	814	971
June	1,369	1,597
July	2,432	2,283
August	2,873	2,790
September	3,041	3,227
October	3,573	
November	4,062	
December	4,891	
January	5,176	
February	6,214	
March	7,342	
April	7,647	
May	7,650	
June	7,650	

QUALITY

	Quantity	Base Number	Contract	AT	Region	England
% of FP17s for the same patient ID Re-attending within 3 months - Children	49	454	10.8%	9.9%	12.0%	12.4%
% of FP17s for the same patient ID Re-attending within 3 months - Adults	157	1,127	13.9%	14.7%	15.9%	16.7%
% of FP17s for the same patient ID Re-attending between 3 & 9 months - Children	225	454	49.6%	61.1%	58.6%	57.4%
% of FP17s for the same patient ID Re-attending between 3 & 9 months - Adults	466	1,127	41.3%	53.6%	51.6%	50.5%
% of FP17s for Band 1 Urgent Courses	29	1,426	2.0%	7.3%	8.0%	9.1%
% of FP17s Relating to Free Repair or Replacements	3	1,426	0.2%	0.8%	0.8%	0.8%
% of FP17s Relating to Continuations	42	1,426	2.9%	1.3%	1.3%	1.3%
% of Patients satisfied with the dentistry they have received	2	2	N/A	93.2%	93.1%	93.2%
% of Patients satisfied with the time they had to wait for an appointment	2	2	N/A	89.8%	89.1%	89.0%

* This is based on patients treated on this contract for their most recent course of treatment. Figures in italics indicate the base number of FP17s or Patient Questionnaire responses are less than 100. N/A is shown where the base number of responses is less than 10 during the period. % is calculated as Quantity/Base number*100

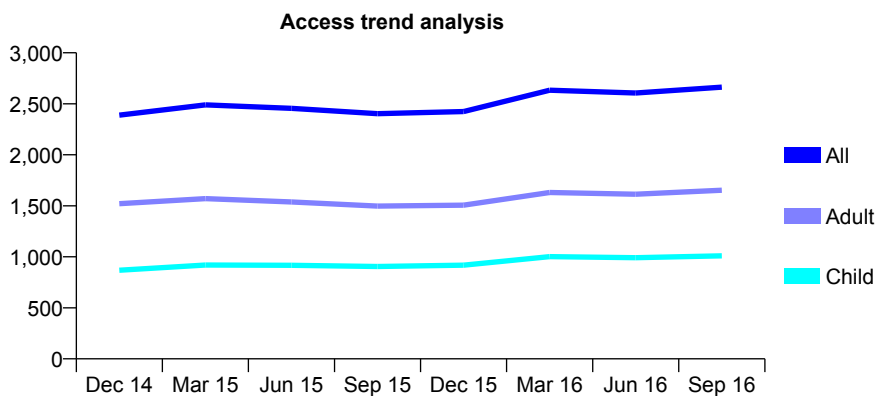
Q59 - Vital Signs At a Glance Contract Report for 127078/0001 - September 2016

Name or company name	The Whitehouse Surgery Ltd
Contract type name	GDS Contract
Purpose of contract	General
Contract start date	02/02/2009
Contract end date	

16/17 Contracted general activity (UDA)	7,884
Carry forward general activity (UDA)	17
16/17 Contracted orthodontic activity (UOA)	0
Carry forward orthodontic activity (UOA)	0
Baseline contract value	£172,689.88

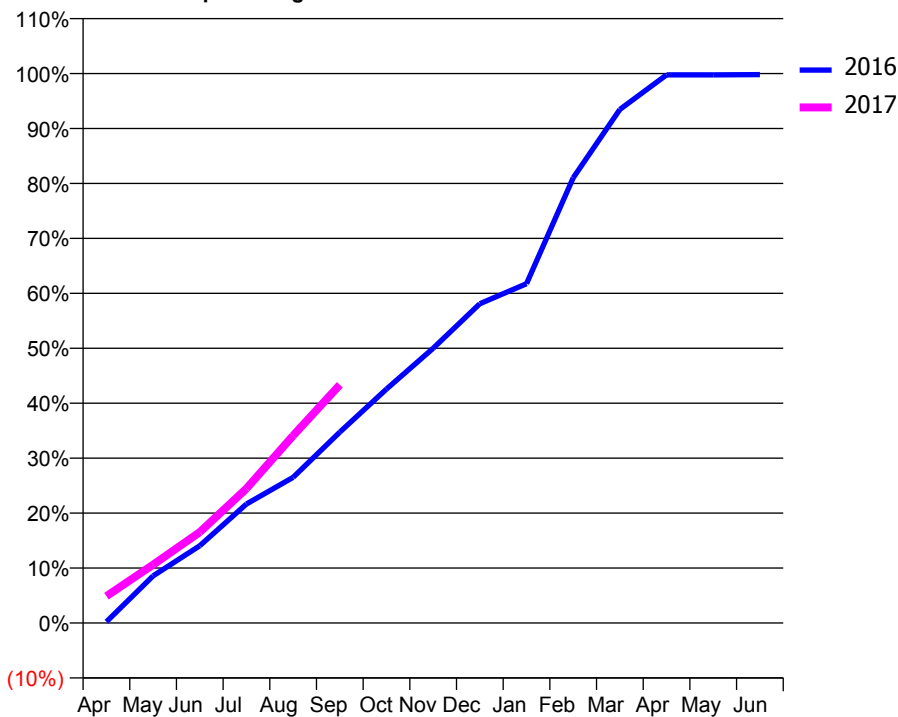
ACCESS*

Patients seen in 24 months	Total	Change since previous quarter
Quarter ending September 2015	2,403	
Quarter ending December 2015	2,424	→
Quarter ending March 2016	2,633	↑
Quarter ending June 2016	2,606	↓
Quarter ending September 2016	2,663	↑
Variance since September 2015	10.8%	↑



ACTIVITY

Cumulative percentage of contracted UDA delivered 2016 & 2017



Month	Adjusted Scheduled Activity (UDA)	
	2016	2017
April	21	385
May	762	838
June	1,249	1,305
July	1,925	1,930
August	2,354	2,690
September	3,086	3,418
October	3,783	
November	4,443	
December	5,162	
January	5,485	
February	7,197	
March	8,303	
April	8,863	
May	8,863	
June	8,867	

QUALITY

	Quantity	Base Number	Contract	AT	Region	England
% of FP17s for the same patient ID Re-attending within 3 months - Children	47	642	7.3%	9.9%	12.0%	12.4%
% of FP17s for the same patient ID Re-attending within 3 months - Adults	119	1,027	11.6%	14.7%	15.9%	16.7%
% of FP17s for the same patient ID Re-attending between 3 & 9 months - Children	350	642	54.5%	61.1%	58.6%	57.4%
% of FP17s for the same patient ID Re-attending between 3 & 9 months - Adults	547	1,027	53.3%	53.6%	51.6%	50.5%
% of FP17s for Band 1 Urgent Courses	126	1,482	8.5%	7.3%	8.0%	9.1%
% of FP17s Relating to Free Repair or Replacements	10	1,482	0.7%	0.8%	0.8%	0.8%
% of FP17s Relating to Continuations	4	1,482	0.3%	1.3%	1.3%	1.3%
% of Patients satisfied with the dentistry they have received	0	0	N/A	93.2%	93.1%	93.2%
% of Patients satisfied with the time they had to wait for an appointment	0	0	N/A	89.8%	89.1%	89.0%

* This is based on patients treated on this contract for their most recent course of treatment. Figures in italics indicate the base number of FP17s or Patient Questionnaire responses are less than 100. N/A is shown where the base number of responses is less than 10 during the period. % is calculated as Quantity/Base number*100

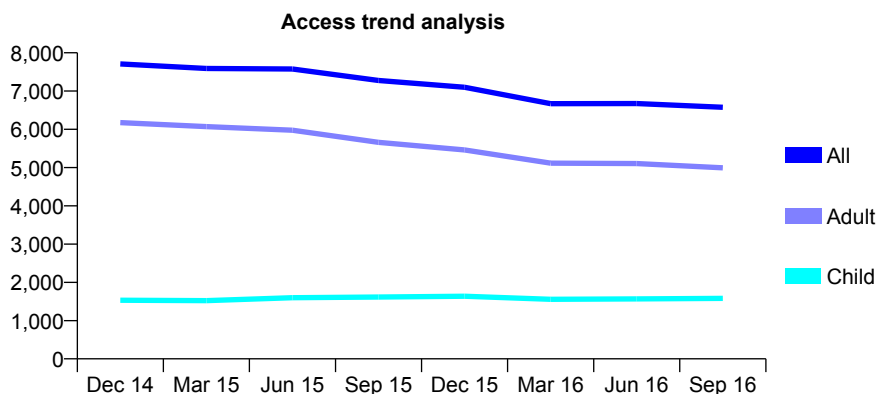
Q59 - Vital Signs At a Glance Contract Report for 127337/0001 - September 2016

Name or company name	1A Dental Practice Ltd
Contract type name	PDS Plus Contract
Purpose of contract	General
Contract start date	13/09/2010
Contract end date	30/11/2016

16/17 Contracted general activity (UDA)	14,000
Carry forward general activity (UDA)	0
16/17 Contracted orthodontic activity (UOA)	0
Carry forward orthodontic activity (UOA)	0
Baseline contract value	£174,017.68

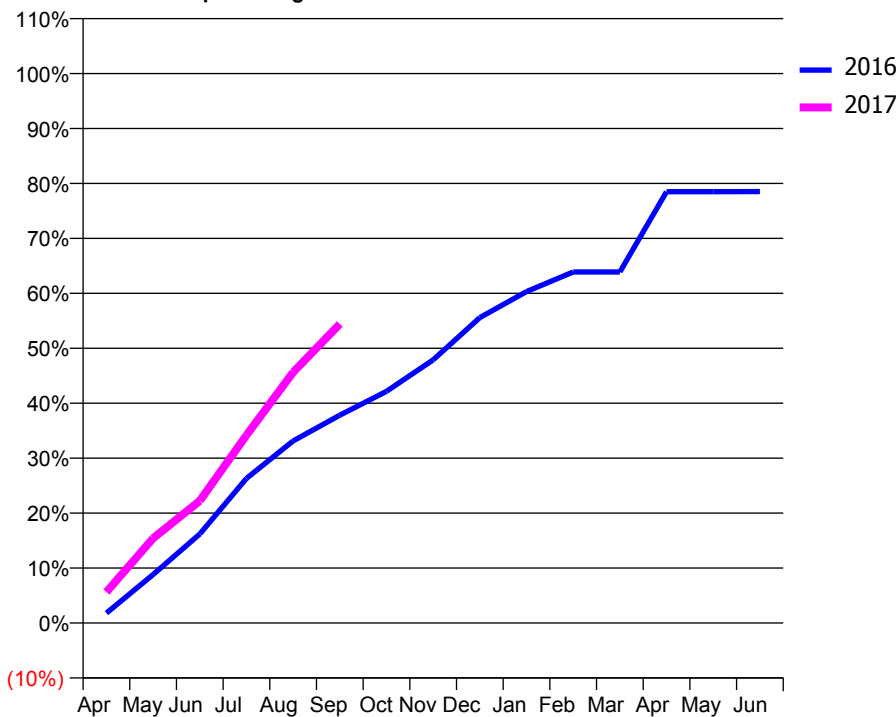
ACCESS*

Patients seen in 24 months	Total	Change since previous quarter
Quarter ending September 2015	7,275	
Quarter ending December 2015	7,098	↓
Quarter ending March 2016	6,671	↓
Quarter ending June 2016	6,672	→
Quarter ending September 2016	6,576	↓
Variance since September 2015	(9.6%)	↓



ACTIVITY

Cumulative percentage of contracted UDA delivered 2016 & 2017



Month	Adjusted Scheduled Activity (UDA)	
	2016	2017
April	378	788
May	1,851	2,159
June	3,404	3,114
July	5,529	4,785
August	6,958	6,387
September	7,940	7,619
October	8,855	
November	10,059	
December	11,674	
January	12,665	
February	13,417	
March	13,417	
April	16,485	
May	16,485	
June	16,489	

QUALITY

	Quantity	Base Number	Contract	AT	Region	England
% of FP17s for the same patient ID Re-attending within 3 months - Children	103	1,206	8.5%	9.9%	12.0%	12.4%
% of FP17s for the same patient ID Re-attending within 3 months - Adults	623	3,159	19.7%	14.7%	15.9%	16.7%
% of FP17s for the same patient ID Re-attending between 3 & 9 months - Children	557	1,206	46.2%	61.1%	58.6%	57.4%
% of FP17s for the same patient ID Re-attending between 3 & 9 months - Adults	788	3,159	24.9%	53.6%	51.6%	50.5%
% of FP17s for Band 1 Urgent Courses	566	3,128	18.1%	7.3%	8.0%	9.1%
% of FP17s Relating to Free Repair or Replacements	31	3,128	1.0%	0.8%	0.8%	0.8%
% of FP17s Relating to Continuations	109	3,128	3.5%	1.3%	1.3%	1.3%
% of Patients satisfied with the dentistry they have received	24	26	92.3%	93.2%	93.1%	93.2%
% of Patients satisfied with the time they had to wait for an appointment	19	26	73.1%	89.8%	89.1%	89.0%

* This is based on patients treated on this contract for their most recent course of treatment. Figures in italics indicate the base number of FP17s or Patient Questionnaire responses are less than 100. N/A is shown where the base number of responses is less than 10 during the period. % is calculated as Quantity/Base number*100

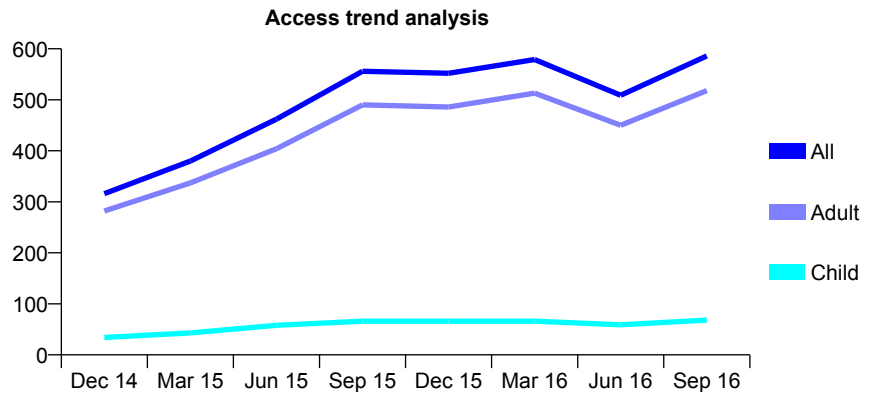
Q59 - Vital Signs At a Glance Contract Report for 127957/0007 - September 2016

Name or company name	Derbyshire Community Health Services
Contract type name	PDS Contract
Purpose of contract	General
Contract start date	01/07/2011
Contract end date	30/11/2016

16/17 Contracted general activity (UDA)	6,751
Carry forward general activity (UDA)	0
16/17 Contracted orthodontic activity (UOA)	0
Carry forward orthodontic activity (UOA)	0
Baseline contract value	£2,310,755.23

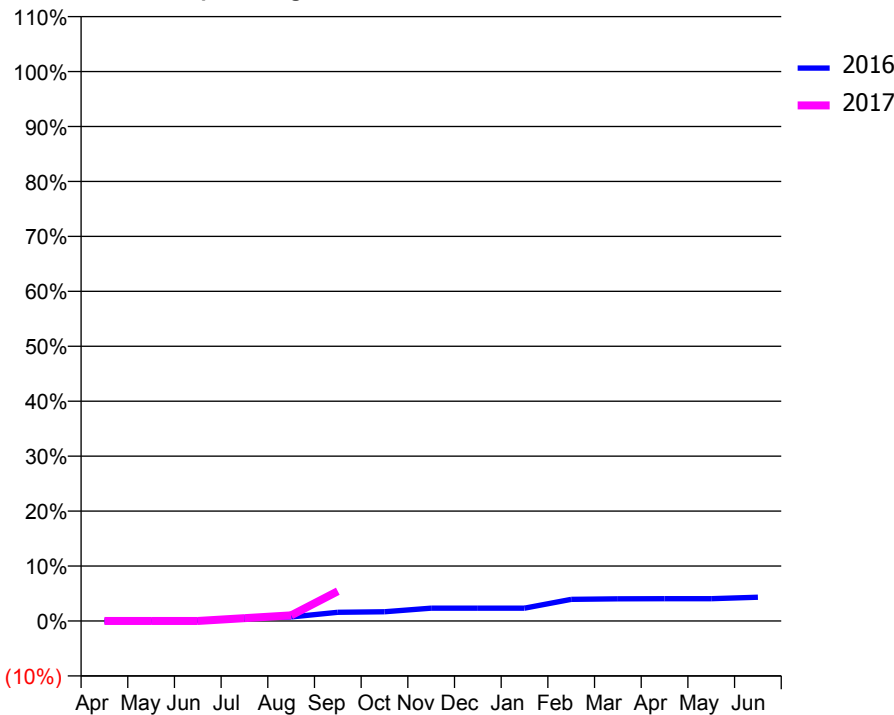
ACCESS*

Patients seen in 24 months	Total	Change since previous quarter
Quarter ending September 2015	556	
Quarter ending December 2015	552	→
Quarter ending March 2016	579	↑
Quarter ending June 2016	509	↓
Quarter ending September 2016	586	↑
Variance since September 2015	5.4%	↑



ACTIVITY

Cumulative percentage of contracted UDA delivered 2016 & 2017



Month	Adjusted Scheduled Activity (UDA)	
	2016	2017
April	0	0
May	0	0
June	9	0
July	92	36
August	114	70
September	243	366
October	256	
November	357	
December	357	
January	357	
February	601	
March	613	
April	616	
May	617	
June	659	

QUALITY

	Quantity	Base Number	Contract	AT	Region	England
% of FP17s for the same patient ID Re-attending within 3 months - Children	0	59	0.0%	9.9%	12.0%	12.4%
% of FP17s for the same patient ID Re-attending within 3 months - Adults	3	404	0.7%	14.7%	15.9%	16.7%
% of FP17s for the same patient ID Re-attending between 3 & 9 months - Children	0	59	0.0%	61.1%	58.6%	57.4%
% of FP17s for the same patient ID Re-attending between 3 & 9 months - Adults	2	404	0.5%	53.6%	51.6%	50.5%
% of FP17s for Band 1 Urgent Courses	322	322	100.0%	7.3%	8.0%	9.1%
% of FP17s Relating to Free Repair or Replacements	0	322	0.0%	0.8%	0.8%	0.8%
% of FP17s Relating to Continuations	0	322	0.0%	1.3%	1.3%	1.3%
% of Patients satisfied with the dentistry they have received	1	1	N/A	93.2%	93.1%	93.2%
% of Patients satisfied with the time they had to wait for an appointment	1	1	N/A	89.8%	89.1%	89.0%

* This is based on patients treated on this contract for their most recent course of treatment. Figures in italics indicate the base number of FP17s or Patient Questionnaire responses are less than 100. N/A is shown where the base number of responses is less than 10 during the period. % is calculated as Quantity/Base number*100

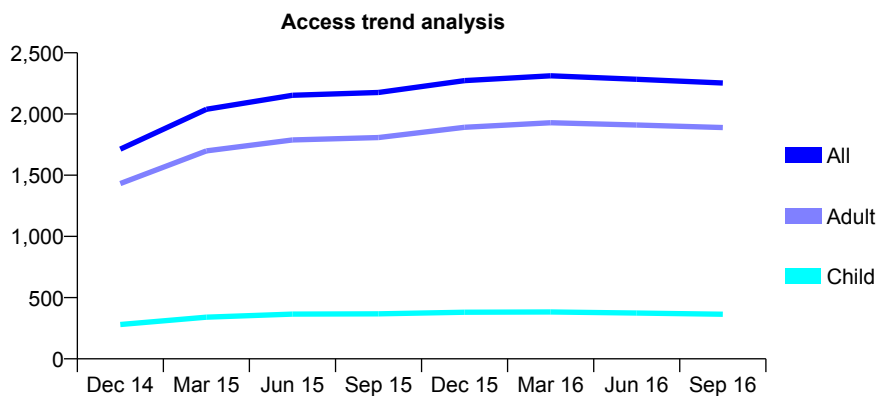
Q59 - Vital Signs At a Glance Contract Report for 129194/0001 - September 2016

Name or company name	Mr N Anand & Mr M Sheikh
Contract type name	GDS Contract
Purpose of contract	General
Contract start date	01/08/2013
Contract end date	

16/17 Contracted general activity (UDA)	4,759
Carry forward general activity (UDA)	-106
16/17 Contracted orthodontic activity (UOA)	0
Carry forward orthodontic activity (UOA)	0
Baseline contract value	£129,957.31

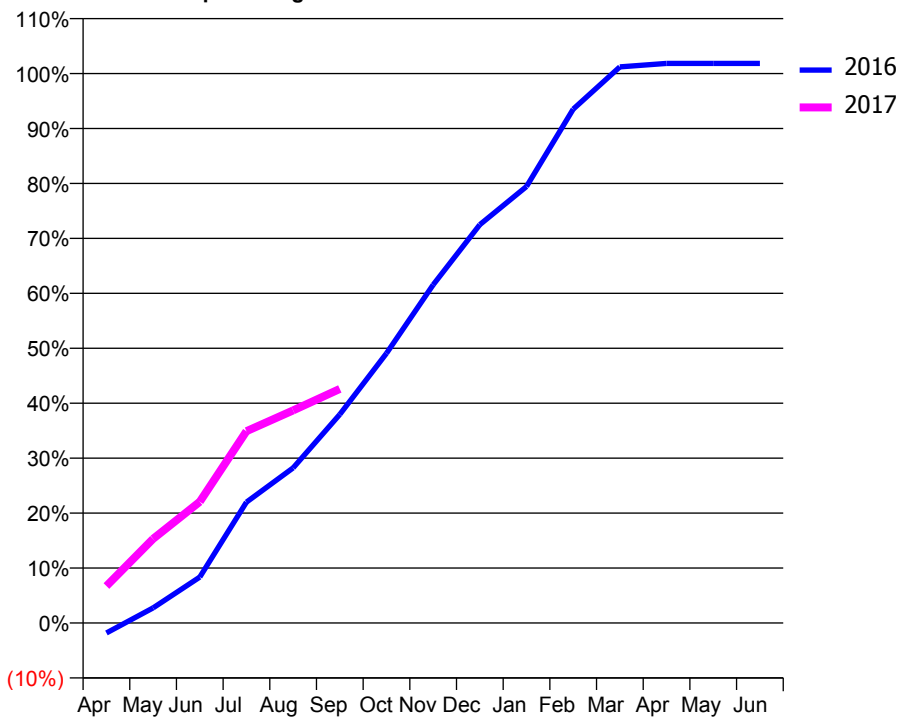
ACCESS*

Patients seen in 24 months	Total	Change since previous quarter
Quarter ending September 2015	2,176	
Quarter ending December 2015	2,273	↑
Quarter ending March 2016	2,312	→
Quarter ending June 2016	2,284	↓
Quarter ending September 2016	2,253	↓
Variance since September 2015	3.5%	↑



ACTIVITY

Cumulative percentage of contracted UDA delivered 2016 & 2017



Month	Adjusted Scheduled Activity (UDA)	
	2016	2017
April	-105	321
May	159	729
June	482	1,050
July	1,267	1,661
August	1,626	1,841
September	2,186	2,028
October	2,826	
November	3,545	
December	4,175	
January	4,575	
February	5,385	
March	5,828	
April	5,865	
May	5,865	
June	5,865	

QUALITY

	Quantity	Base Number	Contract	AT	Region	England
% of FP17s for the same patient ID Re-attending within 3 months - Children	15	141	10.6%	9.9%	12.0%	12.4%
% of FP17s for the same patient ID Re-attending within 3 months - Adults	140	829	16.9%	14.7%	15.9%	16.7%
% of FP17s for the same patient ID Re-attending between 3 & 9 months - Children	54	141	38.3%	61.1%	58.6%	57.4%
% of FP17s for the same patient ID Re-attending between 3 & 9 months - Adults	319	829	38.5%	53.6%	51.6%	50.5%
% of FP17s for Band 1 Urgent Courses	29	945	3.1%	7.3%	8.0%	9.1%
% of FP17s Relating to Free Repair or Replacements	16	945	1.7%	0.8%	0.8%	0.8%
% of FP17s Relating to Continuations	60	945	6.3%	1.3%	1.3%	1.3%
% of Patients satisfied with the dentistry they have received	2	2	N/A	93.2%	93.1%	93.2%
% of Patients satisfied with the time they had to wait for an appointment	2	2	N/A	89.8%	89.1%	89.0%

* This is based on patients treated on this contract for their most recent course of treatment. Figures in italics indicate the base number of FP17s or Patient Questionnaire responses are less than 100. N/A is shown where the base number of responses is less than 10 during the period. % is calculated as Quantity/Base number*100

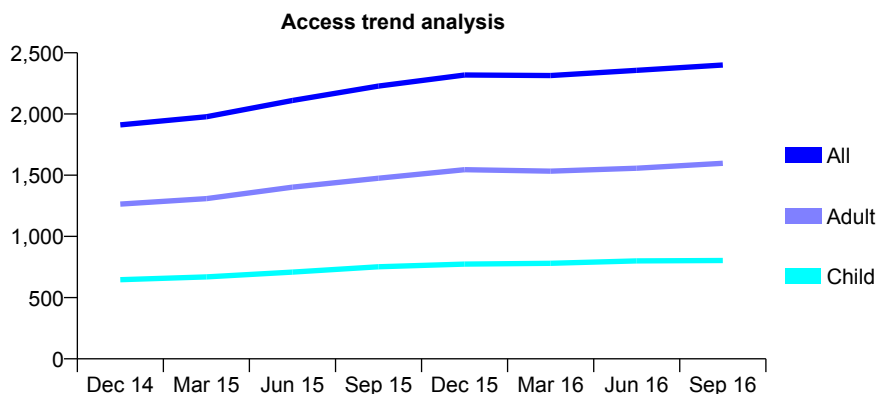
Q59 - Vital Signs At a Glance Contract Report for 129976/0001 - September 2016

Name or company name	Gorse Covert Dental Practice Ltd
Contract type name	GDS Contract
Purpose of contract	General
Contract start date	01/04/2010
Contract end date	

16/17 Contracted general activity (UDA)	3,225
Carry forward general activity (UDA)	0
16/17 Contracted orthodontic activity (UOA)	0
Carry forward orthodontic activity (UOA)	0
Baseline contract value	£82,790.74

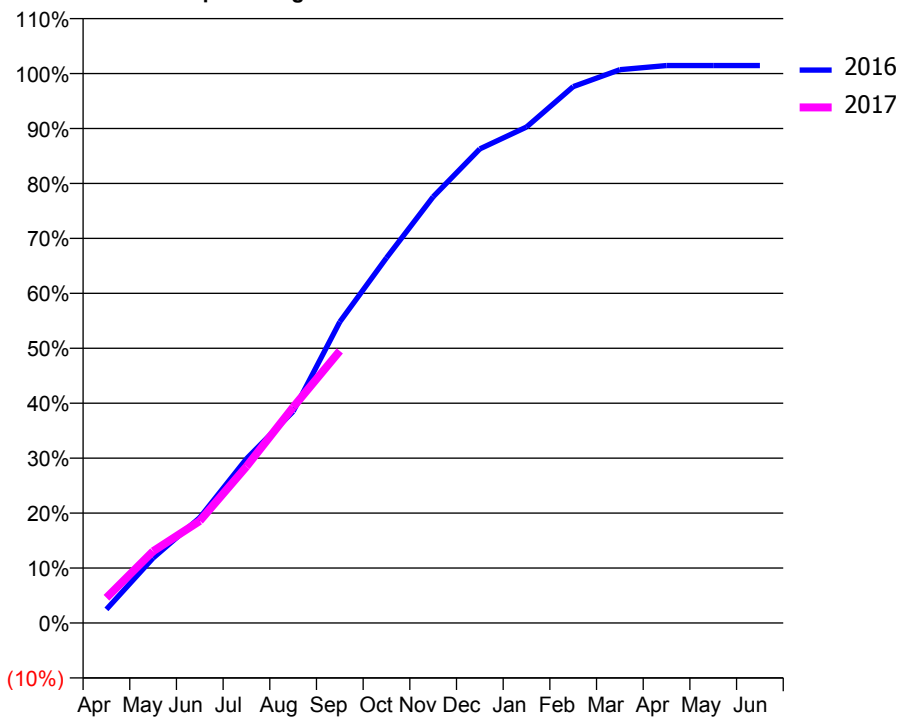
ACCESS*

Patients seen in 24 months	Total	Change since previous quarter
Quarter ending September 2015	2,228	
Quarter ending December 2015	2,319	↑
Quarter ending March 2016	2,314	→
Quarter ending June 2016	2,357	→
Quarter ending September 2016	2,400	→
Variance since September 2015	7.7%	↑



ACTIVITY

Cumulative percentage of contracted UDA delivered 2016 & 2017



Month	Adjusted Scheduled Activity (UDA)	
	2016	2017
April	80	148
May	382	421
June	619	599
July	964	918
August	1,242	1,267
September	1,767	1,597
October	2,143	
November	2,502	
December	2,783	
January	2,911	
February	3,148	
March	3,247	
April	3,271	
May	3,271	
June	3,271	

QUALITY

	Quantity	Base Number	Contract	AT	Region	England
% of FP17s for the same patient ID Re-attending within 3 months - Children	49	630	7.8%	9.9%	12.0%	12.4%
% of FP17s for the same patient ID Re-attending within 3 months - Adults	129	1,062	12.1%	14.7%	15.9%	16.7%
% of FP17s for the same patient ID Re-attending between 3 & 9 months - Children	386	630	61.3%	61.1%	58.6%	57.4%
% of FP17s for the same patient ID Re-attending between 3 & 9 months - Adults	440	1,062	41.4%	53.6%	51.6%	50.5%
% of FP17s for Band 1 Urgent Courses	51	991	5.1%	7.3%	8.0%	9.1%
% of FP17s Relating to Free Repair or Replacements	9	991	0.9%	0.8%	0.8%	0.8%
% of FP17s Relating to Continuations	2	991	0.2%	1.3%	1.3%	1.3%
% of Patients satisfied with the dentistry they have received	2	2	N/A	93.2%	93.1%	93.2%
% of Patients satisfied with the time they had to wait for an appointment	2	2	N/A	89.8%	89.1%	89.0%

* This is based on patients treated on this contract for their most recent course of treatment. Figures in italics indicate the base number of FP17s or Patient Questionnaire responses are less than 100. N/A is shown where the base number of responses is less than 10 during the period. % is calculated as Quantity/Base number*100

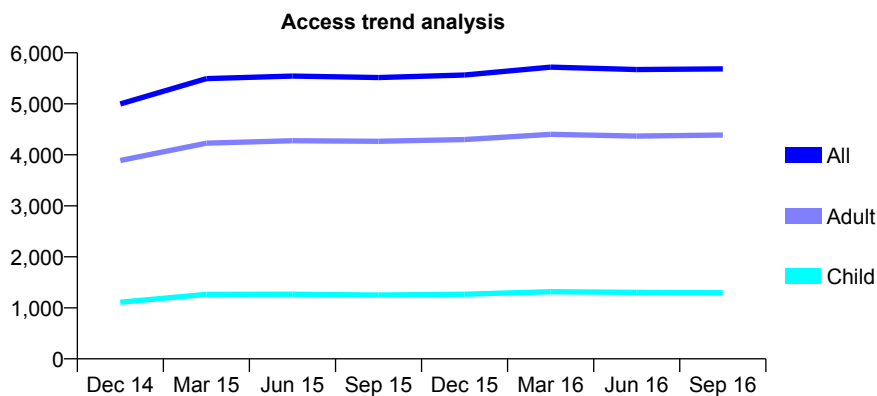
Q59 - Vital Signs At a Glance Contract Report for 130796/0002 - September 2016

Name or company name	JDRM Dental Care Ltd
Contract type name	PDS Plus Contract
Purpose of contract	General
Contract start date	01/04/2010
Contract end date	30/11/2016

16/17 Contracted general activity (UDA)	10,339
Carry forward general activity (UDA)	581
16/17 Contracted orthodontic activity (UOA)	0
Carry forward orthodontic activity (UOA)	0
Baseline contract value	£129,167.97

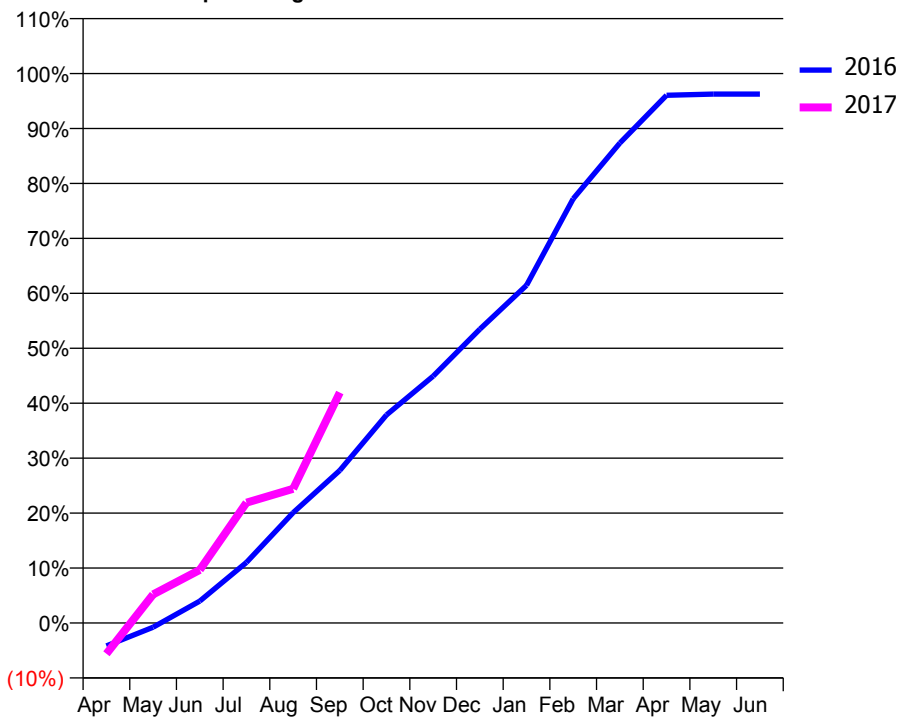
ACCESS*

Patients seen in 24 months	Total	Change since previous quarter
Quarter ending September 2015	5,516	
Quarter ending December 2015	5,566	→
Quarter ending March 2016	5,719	↑
Quarter ending June 2016	5,671	→
Quarter ending September 2016	5,684	→
Variance since September 2015	3.0%	↑



ACTIVITY

Cumulative percentage of contracted UDA delivered 2016 & 2017



Month	Adjusted Scheduled Activity (UDA)	
	2016	2017
April	-648	-581
May	-121	539
June	618	1,000
July	1,711	2,263
August	3,113	2,525
September	4,308	4,338
October	5,872	
November	6,968	
December	8,291	
January	9,532	
February	11,976	
March	13,549	
April	14,894	
May	14,928	
June	14,928	

QUALITY

	Quantity	Base Number	Contract	AT	Region	England
% of FP17s for the same patient ID Re-attending within 3 months - Children	57	1,016	5.6%	9.9%	12.0%	12.4%
% of FP17s for the same patient ID Re-attending within 3 months - Adults	228	2,546	9.0%	14.7%	15.9%	16.7%
% of FP17s for the same patient ID Re-attending between 3 & 9 months - Children	692	1,016	68.1%	61.1%	58.6%	57.4%
% of FP17s for the same patient ID Re-attending between 3 & 9 months - Adults	1,345	2,546	52.8%	53.6%	51.6%	50.5%
% of FP17s for Band 1 Urgent Courses	98	2,579	3.8%	7.3%	8.0%	9.1%
% of FP17s Relating to Free Repair or Replacements	29	2,579	1.1%	0.8%	0.8%	0.8%
% of FP17s Relating to Continuations	15	2,579	0.6%	1.3%	1.3%	1.3%
% of Patients satisfied with the dentistry they have received	16	16	100.0%	93.2%	93.1%	93.2%
% of Patients satisfied with the time they had to wait for an appointment	16	16	100.0%	89.8%	89.1%	89.0%

* This is based on patients treated on this contract for their most recent course of treatment. Figures in italics indicate the base number of FP17s or Patient Questionnaire responses are less than 100. N/A is shown where the base number of responses is less than 10 during the period. % is calculated as Quantity/Base number*100

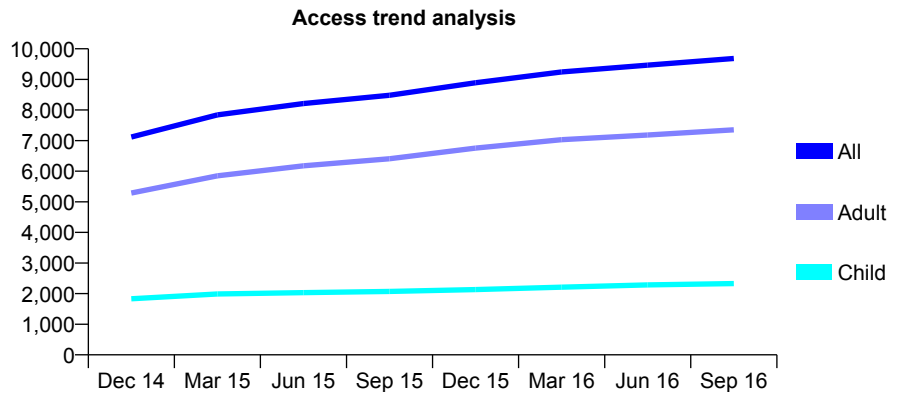
Q59 - Vital Signs At a Glance Contract Report for 131911/0001 - September 2016

Name or company name	Carholme Dental Limited
Contract type name	GDS Contract
Purpose of contract	General
Contract start date	01/02/2014
Contract end date	

16/17 Contracted general activity (UDA)	29,731
Carry forward general activity (UDA)	0
16/17 Contracted orthodontic activity (UOA)	0
Carry forward orthodontic activity (UOA)	0
Baseline contract value	£655,359.57

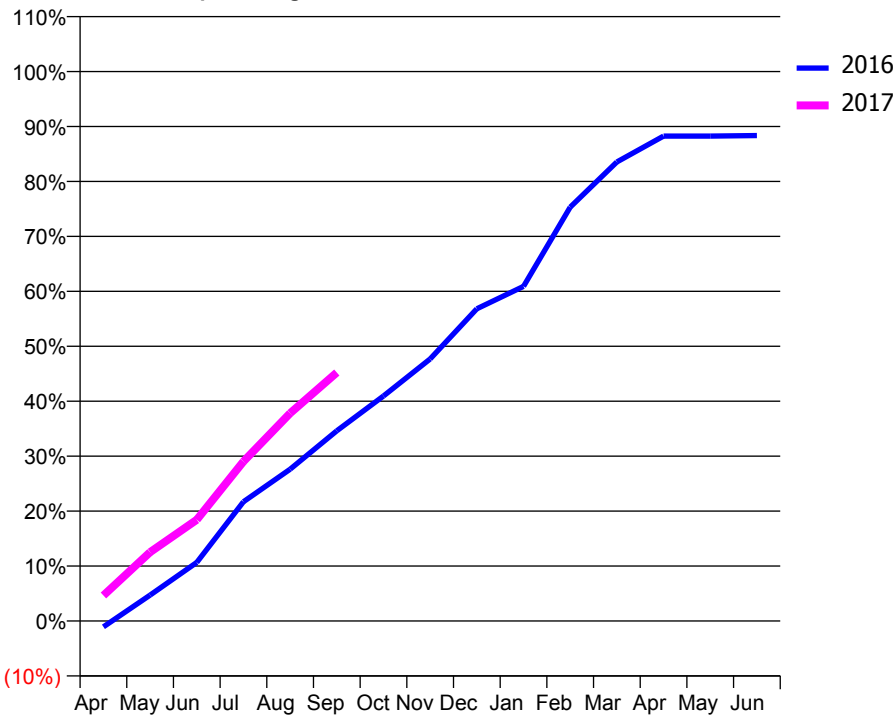
ACCESS*

Patients seen in 24 months	Total	Change since previous quarter
Quarter ending September 2015	8,483	
Quarter ending December 2015	8,891	↑
Quarter ending March 2016	9,244	↑
Quarter ending June 2016	9,467	↑
Quarter ending September 2016	9,682	↑
Variance since September 2015	14.1%	↑



ACTIVITY

Cumulative percentage of contracted UDA delivered 2016 & 2017



Month	Adjusted Scheduled Activity (UDA)	
	2016	2017
April	-344	1,382
May	1,495	3,728
June	3,381	5,481
July	6,884	8,631
August	8,770	11,244
September	10,986	13,447
October	12,990	
November	15,131	
December	18,030	
January	19,327	
February	23,900	
March	26,509	
April	28,005	
May	28,002	
June	28,029	

QUALITY

	Quantity	Base Number	Contract	AT	Region	England
% of FP17s for the same patient ID Re-attending within 3 months - Children	434	1,996	21.7%	9.9%	12.0%	12.4%
% of FP17s for the same patient ID Re-attending within 3 months - Adults	768	4,933	15.6%	14.7%	15.9%	16.7%
% of FP17s for the same patient ID Re-attending between 3 & 9 months - Children	978	1,996	49.0%	61.1%	58.6%	57.4%
% of FP17s for the same patient ID Re-attending between 3 & 9 months - Adults	2,592	4,933	52.5%	53.6%	51.6%	50.5%
% of FP17s for Band 1 Urgent Courses	529	6,263	8.4%	7.3%	8.0%	9.1%
% of FP17s Relating to Free Repair or Replacements	61	6,263	1.0%	0.8%	0.8%	0.8%
% of FP17s Relating to Continuations	25	6,263	0.4%	1.3%	1.3%	1.3%
% of Patients satisfied with the dentistry they have received	32	35	91.4%	93.2%	93.1%	93.2%
% of Patients satisfied with the time they had to wait for an appointment	32	35	91.4%	89.8%	89.1%	89.0%

* This is based on patients treated on this contract for their most recent course of treatment. Figures in italics indicate the base number of FP17s or Patient Questionnaire responses are less than 100. N/A is shown where the base number of responses is less than 10 during the period. % is calculated as Quantity/Base number*100

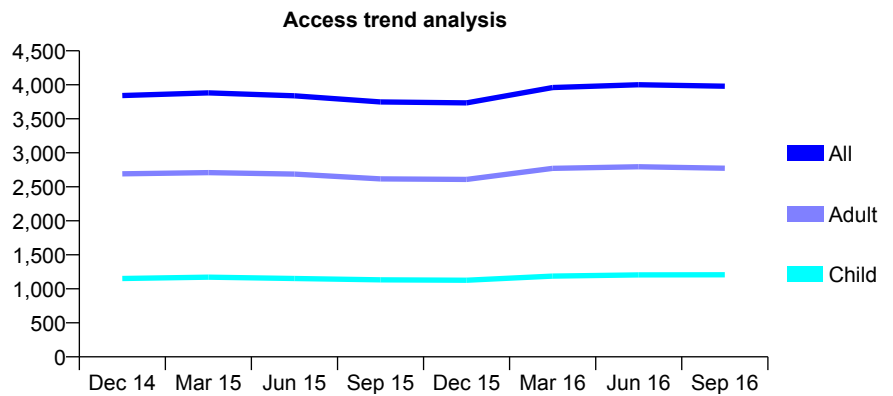
Q59 - Vital Signs At a Glance Contract Report for 134120/0001 - September 2016

Name or company name	Doncaster Road Dental Practice Ltd
Contract type name	GDS Contract
Purpose of contract	General
Contract start date	04/09/2009
Contract end date	

16/17 Contracted general activity (UDA)	13,458
Carry forward general activity (UDA)	103
16/17 Contracted orthodontic activity (UOA)	0
Carry forward orthodontic activity (UOA)	0
Baseline contract value	£302,495.25

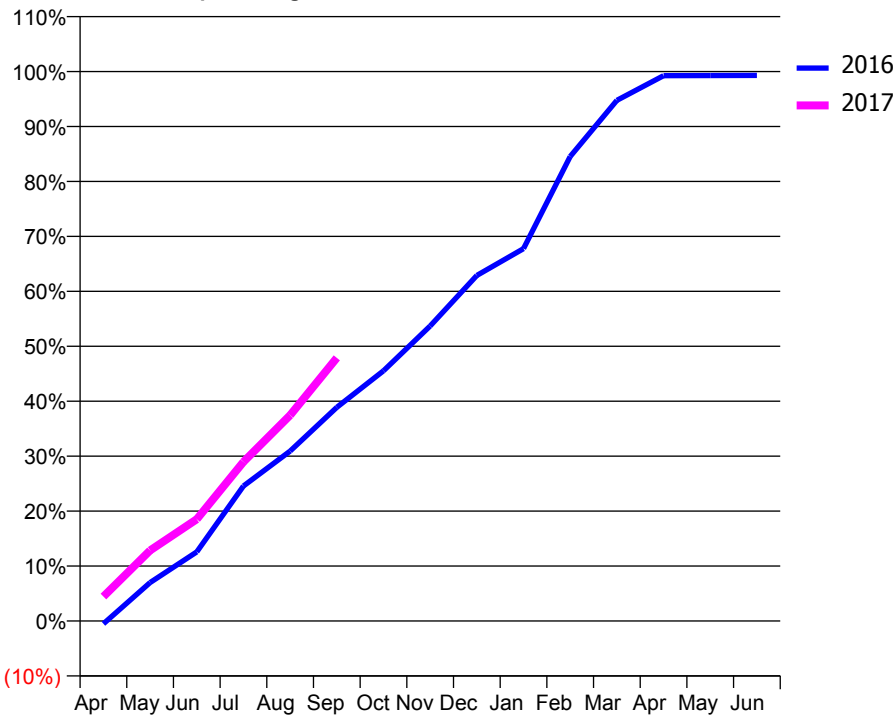
ACCESS*

Patients seen in 24 months	Total	Change since previous quarter
Quarter ending September 2015	3,749	
Quarter ending December 2015	3,735	→
Quarter ending March 2016	3,959	↑
Quarter ending June 2016	4,000	→
Quarter ending September 2016	3,980	→
Variance since September 2015	6.2%	↑



ACTIVITY

Cumulative percentage of contracted UDA delivered 2016 & 2017



Month	Adjusted Scheduled Activity (UDA)	
	2016	2017
April	-75	599
May	1,012	1,730
June	1,819	2,495
July	3,553	3,898
August	4,473	5,042
September	5,624	6,447
October	6,585	
November	7,762	
December	9,093	
January	9,797	
February	12,223	
March	13,698	
April	14,348	
May	14,353	
June	14,355	

QUALITY

	Quantity	Base Number	Contract	AT	Region	England
% of FP17s for the same patient ID Re-attending within 3 months - Children	120	991	12.1%	9.9%	12.0%	12.4%
% of FP17s for the same patient ID Re-attending within 3 months - Adults	488	2,137	22.8%	14.7%	15.9%	16.7%
% of FP17s for the same patient ID Re-attending between 3 & 9 months - Children	609	991	61.5%	61.1%	58.6%	57.4%
% of FP17s for the same patient ID Re-attending between 3 & 9 months - Adults	1,147	2,137	53.7%	53.6%	51.6%	50.5%
% of FP17s for Band 1 Urgent Courses	248	2,863	8.7%	7.3%	8.0%	9.1%
% of FP17s Relating to Free Repair or Replacements	18	2,863	0.6%	0.8%	0.8%	0.8%
% of FP17s Relating to Continuations	9	2,863	0.3%	1.3%	1.3%	1.3%
% of Patients satisfied with the dentistry they have received	4	4	N/A	93.2%	93.1%	93.2%
% of Patients satisfied with the time they had to wait for an appointment	2	4	N/A	89.8%	89.1%	89.0%

* This is based on patients treated on this contract for their most recent course of treatment. Figures in italics indicate the base number of FP17s or Patient Questionnaire responses are less than 100. N/A is shown where the base number of responses is less than 10 during the period. % is calculated as Quantity/Base number*100

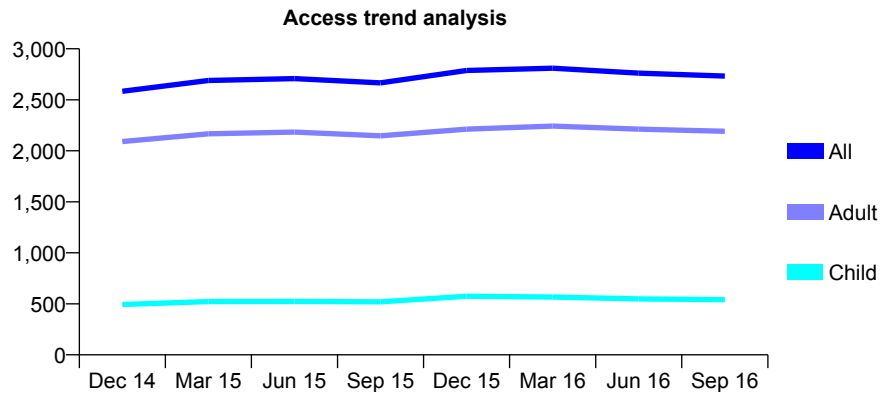
Q59 - Vital Signs At a Glance Contract Report for 136131/0001 - September 2016

Name or company name	Uppingham & Upperton Dental Practice Ltd
Contract type name	GDS Contract
Purpose of contract	General
Contract start date	07/09/2009
Contract end date	

16/17 Contracted general activity (UDA)	6,638
Carry forward general activity (UDA)	-147
16/17 Contracted orthodontic activity (UOA)	0
Carry forward orthodontic activity (UOA)	0
Baseline contract value	£170,669.30

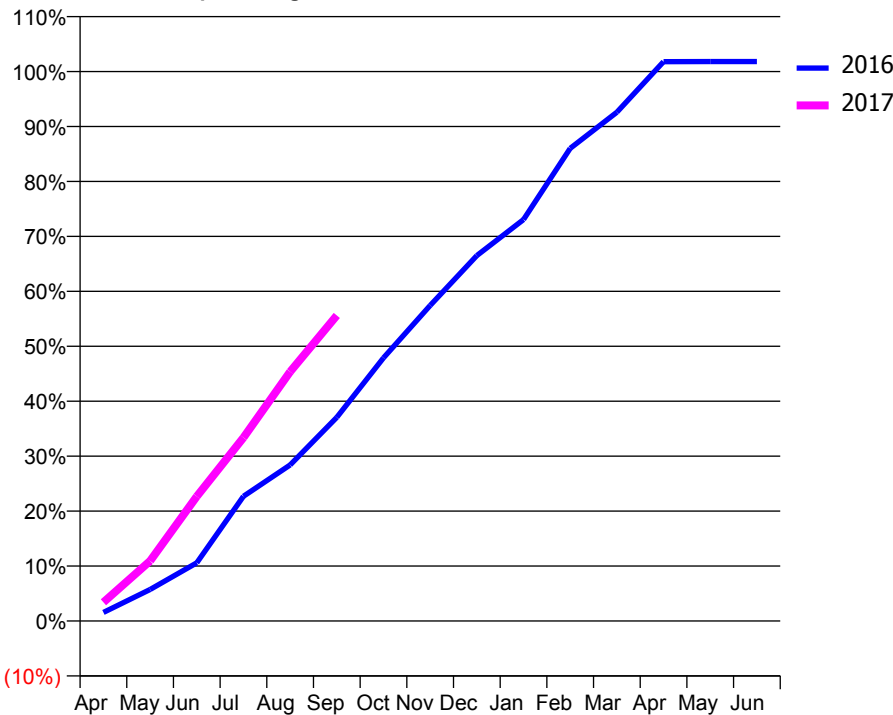
ACCESS*

Patients seen in 24 months	Total	Change since previous quarter
Quarter ending September 2015	2,666	
Quarter ending December 2015	2,787	↑
Quarter ending March 2016	2,810	→
Quarter ending June 2016	2,762	↓
Quarter ending September 2016	2,733	↓
Variance since September 2015	2.5%	↑



ACTIVITY

Cumulative percentage of contracted UDA delivered 2016 & 2017



Month	Adjusted Scheduled Activity (UDA)	
	2016	2017
April	128	227
May	468	725
June	862	1,505
July	1,848	2,216
August	2,312	3,012
September	3,016	3,691
October	3,897	
November	4,674	
December	5,412	
January	5,945	
February	7,001	
March	7,535	
April	8,284	
May	8,285	
June	8,285	

QUALITY

	Quantity	Base Number	Contract	AT	Region	England
% of FP17s for the same patient ID Re-attending within 3 months - Children	41	524	7.8%	9.9%	12.0%	12.4%
% of FP17s for the same patient ID Re-attending within 3 months - Adults	381	2,009	19.0%	14.7%	15.9%	16.7%
% of FP17s for the same patient ID Re-attending between 3 & 9 months - Children	378	524	72.1%	61.1%	58.6%	57.4%
% of FP17s for the same patient ID Re-attending between 3 & 9 months - Adults	1,332	2,009	66.3%	53.6%	51.6%	50.5%
% of FP17s for Band 1 Urgent Courses	156	2,140	7.3%	7.3%	8.0%	9.1%
% of FP17s Relating to Free Repair or Replacements	37	2,140	1.7%	0.8%	0.8%	0.8%
% of FP17s Relating to Continuations	10	2,140	0.5%	1.3%	1.3%	1.3%
% of Patients satisfied with the dentistry they have received	7	7	N/A	93.2%	93.1%	93.2%
% of Patients satisfied with the time they had to wait for an appointment	6	7	N/A	89.8%	89.1%	89.0%

* This is based on patients treated on this contract for their most recent course of treatment. Figures in italics indicate the base number of FP17s or Patient Questionnaire responses are less than 100. N/A is shown where the base number of responses is less than 10 during the period. % is calculated as Quantity/Base number*100

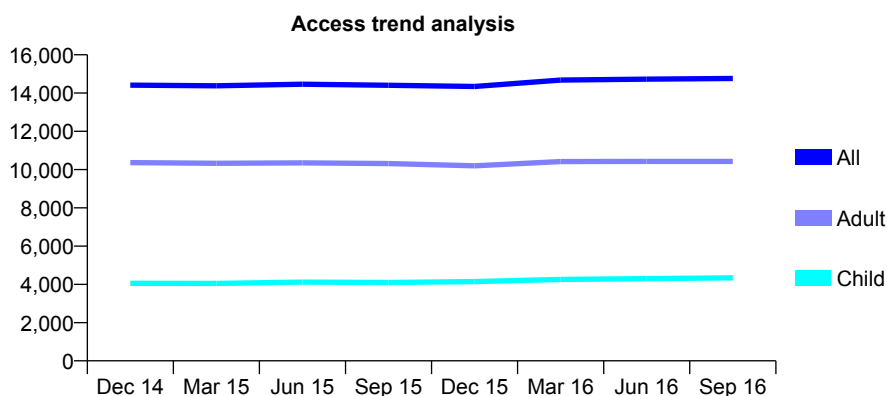
Q59 - Vital Signs At a Glance Contract Report for 137766/0001 - September 2016

Name or company name	Mr B Patel & Mr R Jansari
Contract type name	GDS Contract
Purpose of contract	General and Orthodontic
Contract start date	01/04/2010
Contract end date	

16/17 Contracted general activity (UDA)	41,661
Carry forward general activity (UDA)	1,265
16/17 Contracted orthodontic activity (UOA)	889
Carry forward orthodontic activity (UOA)	23
Baseline contract value	£1,282,968.66

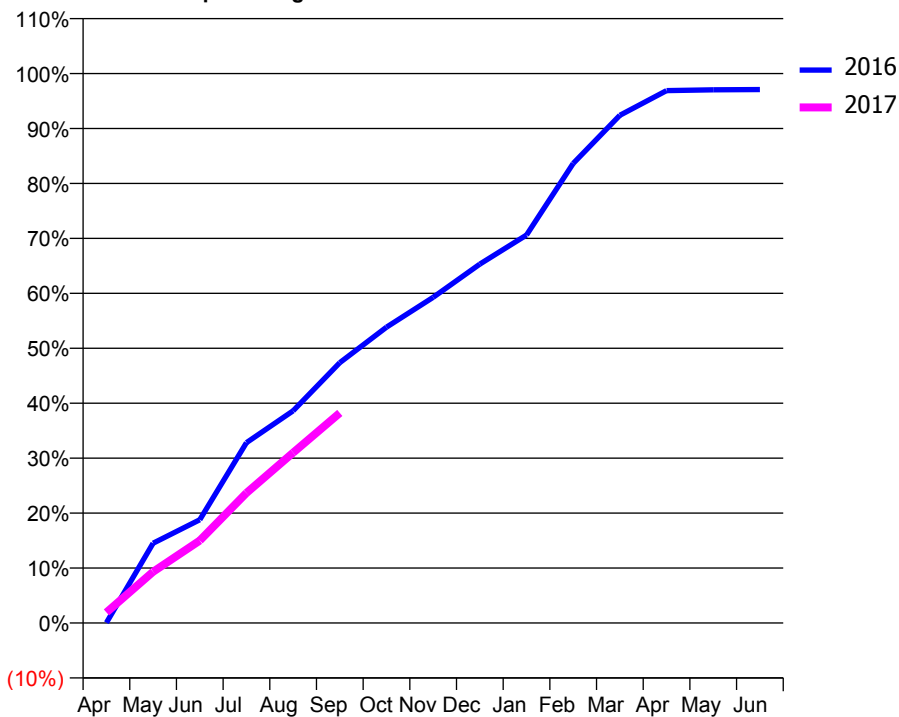
ACCESS*

Patients seen in 24 months	Total	Change since previous quarter
Quarter ending September 2015	14,409	
Quarter ending December 2015	14,343	→
Quarter ending March 2016	14,680	↑
Quarter ending June 2016	14,725	→
Quarter ending September 2016	14,764	→
Variance since September 2015	2.5%	↑



ACTIVITY

Cumulative percentage of contracted UDA delivered 2016 & 2017



Month	Adjusted Scheduled Activity (UDA)	
	2016	2017
April	30	799
May	6,265	3,886
June	8,115	6,251
July	14,162	9,859
August	16,665	12,912
September	20,454	15,930
October	23,233	
November	25,580	
December	28,190	
January	30,472	
February	36,094	
March	39,876	
April	41,820	
May	41,875	
June	41,896	

QUALITY

	Quantity	Base Number	Contract	AT	Region	England
% of FP17s for the same patient ID Re-attending within 3 months - Children	183	2,606	7.0%	9.9%	12.0%	12.4%
% of FP17s for the same patient ID Re-attending within 3 months - Adults	794	6,236	12.7%	14.7%	15.9%	16.7%
% of FP17s for the same patient ID Re-attending between 3 & 9 months - Children	1,293	2,606	49.6%	61.1%	58.6%	57.4%
% of FP17s for the same patient ID Re-attending between 3 & 9 months - Adults	3,063	6,236	49.1%	53.6%	51.6%	50.5%
% of FP17s for Band 1 Urgent Courses	461	7,914	5.8%	7.3%	8.0%	9.1%
% of FP17s Relating to Free Repair or Replacements	36	7,914	0.5%	0.8%	0.8%	0.8%
% of FP17s Relating to Continuations	124	7,914	1.6%	1.3%	1.3%	1.3%
% of Patients satisfied with the dentistry they have received	10	11	90.9%	93.2%	93.1%	93.2%
% of Patients satisfied with the time they had to wait for an appointment	8	11	72.7%	89.8%	89.1%	89.0%

* This is based on patients treated on this contract for their most recent course of treatment. Figures in italics indicate the base number of FP17s or Patient Questionnaire responses are less than 100. N/A is shown where the base number of responses is less than 10 during the period. % is calculated as Quantity/Base number*100

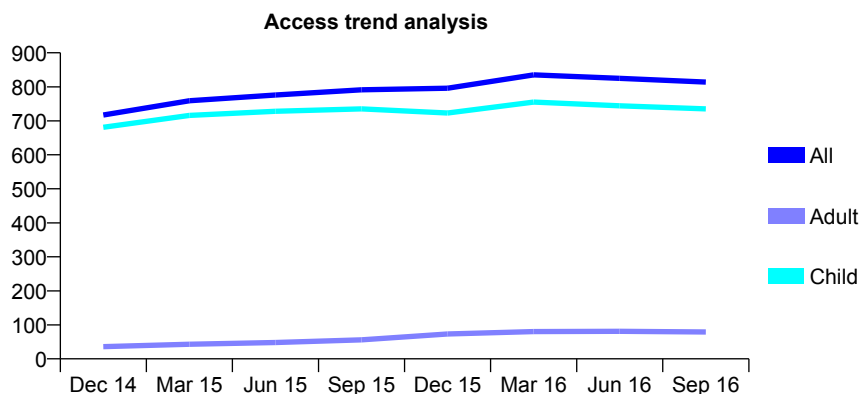
Q59 - Vital Signs At a Glance Contract Report for 137898/0001 - September 2016

Name or company name	Mr Ingram and Mrs Ingram
Contract type name	GDS Contract
Purpose of contract	General
Contract start date	01/04/2014
Contract end date	

16/17 Contracted general activity (UDA)	3,000
Carry forward general activity (UDA)	0
16/17 Contracted orthodontic activity (UOA)	0
Carry forward orthodontic activity (UOA)	0
Baseline contract value	£71,234.81

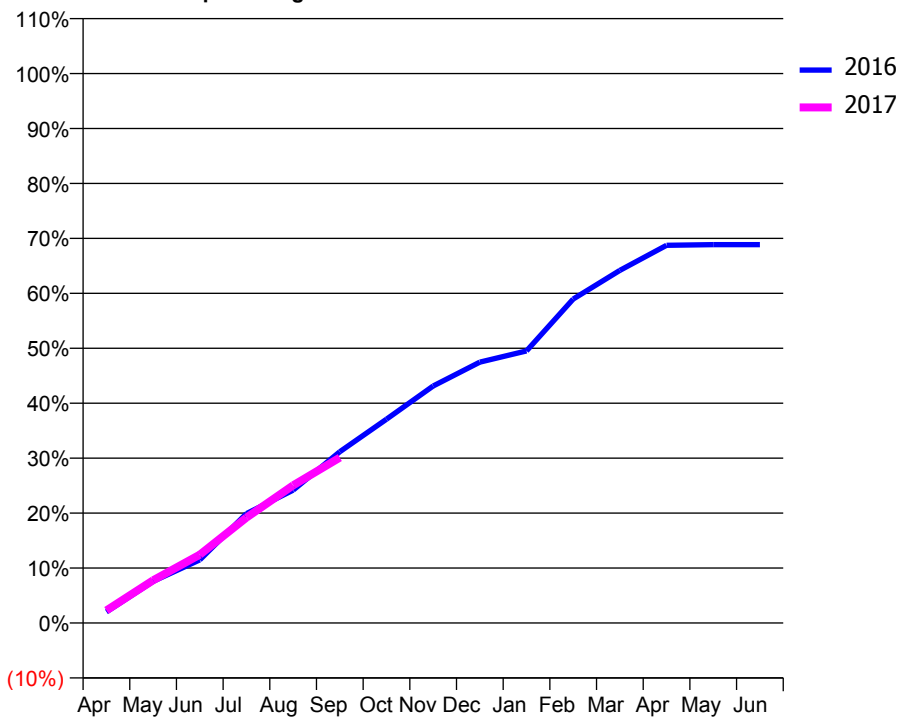
ACCESS*

Patients seen in 24 months	Total	Change since previous quarter
Quarter ending September 2015	791	
Quarter ending December 2015	796	→
Quarter ending March 2016	835	↑
Quarter ending June 2016	825	↓
Quarter ending September 2016	814	↓
Variance since September 2015	2.9%	↑



ACTIVITY

Cumulative percentage of contracted UDA delivered 2016 & 2017



Month	Adjusted Scheduled Activity (UDA)	
	2016	2017
April	61	69
May	228	234
June	345	373
July	597	576
August	726	752
September	935	903
October	1,113	
November	1,294	
December	1,425	
January	1,486	
February	1,769	
March	1,925	
April	2,062	
May	2,065	
June	2,065	

QUALITY

	Quantity	Base Number	Contract	AT	Region	England
% of FP17s for the same patient ID Re-attending within 3 months - Children	54	722	7.5%	9.9%	12.0%	12.4%
% of FP17s for the same patient ID Re-attending within 3 months - Adults	0	23	0.0%	14.7%	15.9%	16.7%
% of FP17s for the same patient ID Re-attending between 3 & 9 months - Children	548	722	75.9%	61.1%	58.6%	57.4%
% of FP17s for the same patient ID Re-attending between 3 & 9 months - Adults	19	23	82.6%	53.6%	51.6%	50.5%
% of FP17s for Band 1 Urgent Courses	17	642	2.6%	7.3%	8.0%	9.1%
% of FP17s Relating to Free Repair or Replacements	0	642	0.0%	0.8%	0.8%	0.8%
% of FP17s Relating to Continuations	0	642	0.0%	1.3%	1.3%	1.3%
% of Patients satisfied with the dentistry they have received	0	0	N/A	93.2%	93.1%	93.2%
% of Patients satisfied with the time they had to wait for an appointment	0	0	N/A	89.8%	89.1%	89.0%

* This is based on patients treated on this contract for their most recent course of treatment. Figures in italics indicate the base number of FP17s or Patient Questionnaire responses are less than 100. N/A is shown where the base number of responses is less than 10 during the period. % is calculated as Quantity/Base number*100

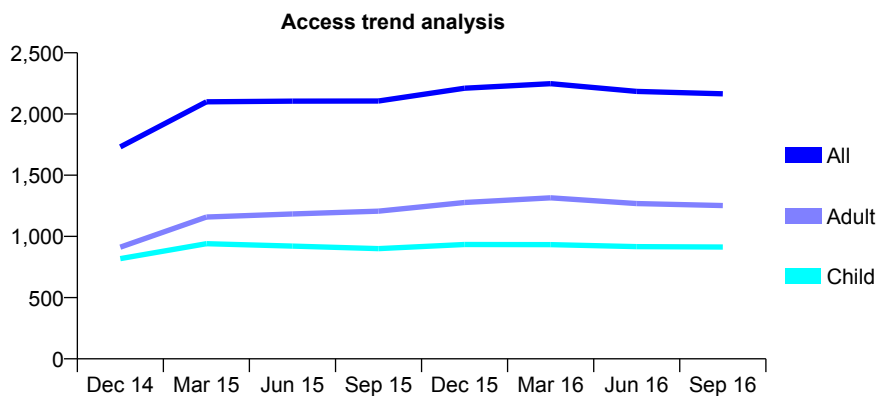
Q59 - Vital Signs At a Glance Contract Report for 139351/0001 - September 2016

Name or company name	SMILEZONE Ltd
Contract type name	GDS Contract
Purpose of contract	General
Contract start date	01/04/2007
Contract end date	

16/17 Contracted general activity (UDA)	3,727
Carry forward general activity (UDA)	-95
16/17 Contracted orthodontic activity (UOA)	0
Carry forward orthodontic activity (UOA)	0
Baseline contract value	£124,468.04

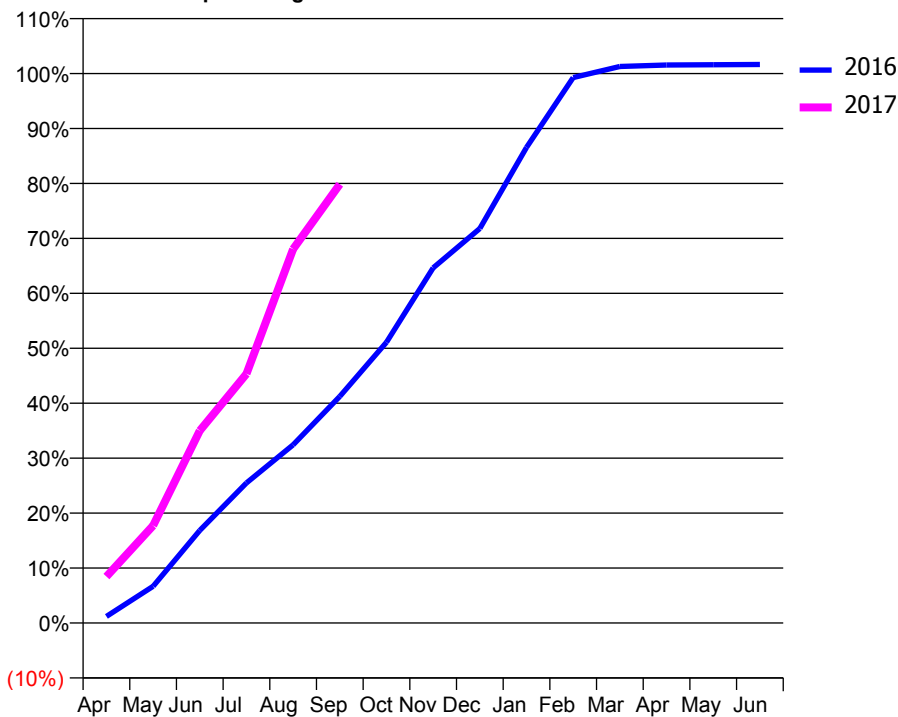
ACCESS*

Patients seen in 24 months	Total	Change since previous quarter
Quarter ending September 2015	2,106	
Quarter ending December 2015	2,211	↑
Quarter ending March 2016	2,248	→
Quarter ending June 2016	2,185	↓
Quarter ending September 2016	2,165	→
Variance since September 2015	2.8%	↑



ACTIVITY

Cumulative percentage of contracted UDA delivered 2016 & 2017



Month	Adjusted Scheduled Activity (UDA)	
	2016	2017
April	68	315
May	383	661
June	966	1,305
July	1,460	1,690
August	1,858	2,536
September	2,362	2,976
October	2,927	
November	3,702	
December	4,111	
January	4,956	
February	5,684	
March	5,801	
April	5,816	
May	5,819	
June	5,822	

QUALITY

	Quantity	Base Number	Contract	AT	Region	England
% of FP17s for the same patient ID Re-attending within 3 months - Children	39	579	6.7%	9.9%	12.0%	12.4%
% of FP17s for the same patient ID Re-attending within 3 months - Adults	83	672	12.4%	14.7%	15.9%	16.7%
% of FP17s for the same patient ID Re-attending between 3 & 9 months - Children	333	579	57.5%	61.1%	58.6%	57.4%
% of FP17s for the same patient ID Re-attending between 3 & 9 months - Adults	377	672	56.1%	53.6%	51.6%	50.5%
% of FP17s for Band 1 Urgent Courses	62	1,245	5.0%	7.3%	8.0%	9.1%
% of FP17s Relating to Free Repair or Replacements	1	1,245	0.1%	0.8%	0.8%	0.8%
% of FP17s Relating to Continuations	3	1,245	0.2%	1.3%	1.3%	1.3%
% of Patients satisfied with the dentistry they have received	1	1	N/A	93.2%	93.1%	93.2%
% of Patients satisfied with the time they had to wait for an appointment	1	1	N/A	89.8%	89.1%	89.0%

* This is based on patients treated on this contract for their most recent course of treatment. Figures in italics indicate the base number of FP17s or Patient Questionnaire responses are less than 100. N/A is shown where the base number of responses is less than 10 during the period. % is calculated as Quantity/Base number*100

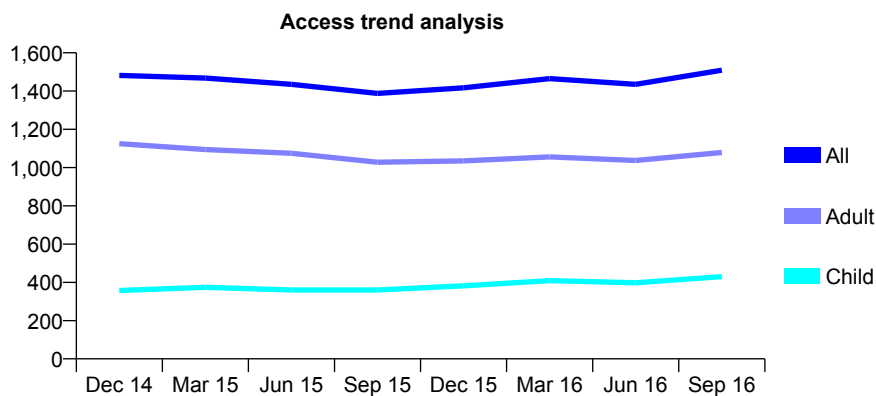
Q59 - Vital Signs At a Glance Contract Report for 139874/0002 - September 2016

Name or company name	C M Desai Limited
Contract type name	GDS Contract
Purpose of contract	General
Contract start date	01/03/2008
Contract end date	

16/17 Contracted general activity (UDA)	5,026
Carry forward general activity (UDA)	0
16/17 Contracted orthodontic activity (UOA)	0
Carry forward orthodontic activity (UOA)	0
Baseline contract value	£140,083.45

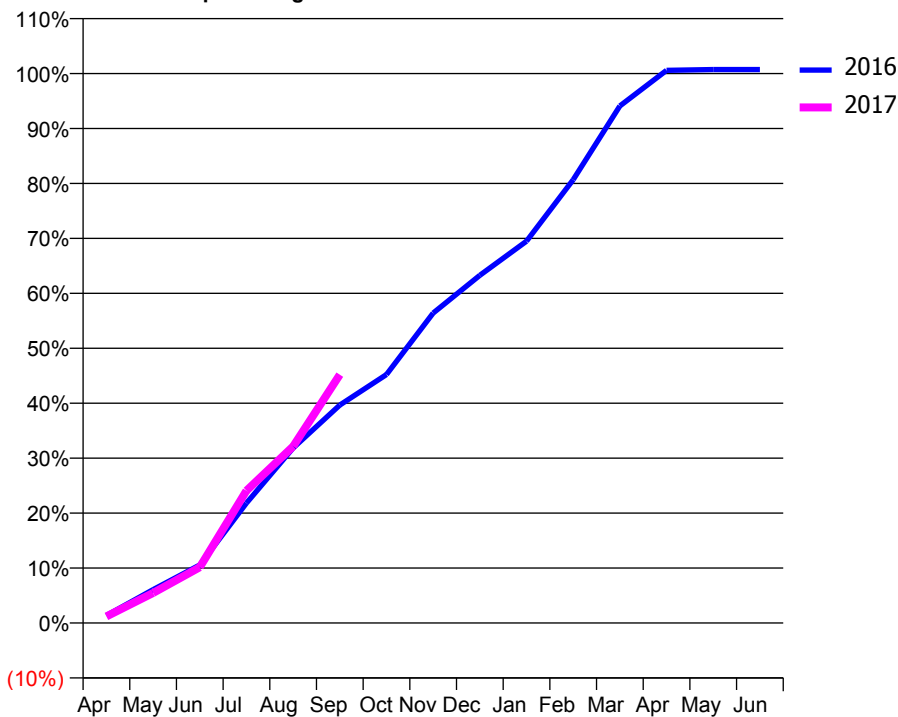
ACCESS*

Patients seen in 24 months	Total	Change since previous quarter
Quarter ending September 2015	1,388	
Quarter ending December 2015	1,417	↑
Quarter ending March 2016	1,465	↑
Quarter ending June 2016	1,435	↓
Quarter ending September 2016	1,509	↑
Variance since September 2015	8.7%	↑



ACTIVITY

Cumulative percentage of contracted UDA delivered 2016 & 2017



Adjusted Scheduled Activity (UDA)

Month	2016	2017
April	75	60
May	330	275
June	574	511
July	1,184	1,210
August	1,729	1,616
September	2,153	2,271
October	2,454	
November	3,061	
December	3,434	
January	3,770	
February	4,377	
March	5,106	
April	5,457	
May	5,465	
June	5,465	

QUALITY

	Quantity	Base Number	Contract	AT	Region	England
% of FP17s for the same patient ID Re-attending within 3 months - Children	22	292	7.5%	9.9%	12.0%	12.4%
% of FP17s for the same patient ID Re-attending within 3 months - Adults	92	769	12.0%	14.7%	15.9%	16.7%
% of FP17s for the same patient ID Re-attending between 3 & 9 months - Children	123	292	42.1%	61.1%	58.6%	57.4%
% of FP17s for the same patient ID Re-attending between 3 & 9 months - Adults	358	769	46.6%	53.6%	51.6%	50.5%
% of FP17s for Band 1 Urgent Courses	60	920	6.5%	7.3%	8.0%	9.1%
% of FP17s Relating to Free Repair or Replacements	11	920	1.2%	0.8%	0.8%	0.8%
% of FP17s Relating to Continuations	21	920	2.3%	1.3%	1.3%	1.3%
% of Patients satisfied with the dentistry they have received	1	2	N/A	93.2%	93.1%	93.2%
% of Patients satisfied with the time they had to wait for an appointment	1	2	N/A	89.8%	89.1%	89.0%

* This is based on patients treated on this contract for their most recent course of treatment. Figures in italics indicate the base number of FP17s or Patient Questionnaire responses are less than 100. N/A is shown where the base number of responses is less than 10 during the period. % is calculated as Quantity/Base number*100

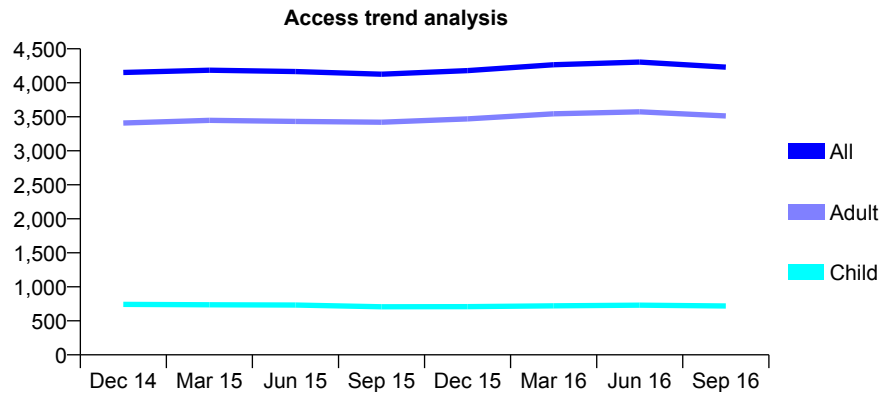
Q59 - Vital Signs At a Glance Contract Report for 142875/0001 - September 2016

Name or company name	Mr B Moroney & Mr S Williams
Contract type name	GDS Contract
Purpose of contract	General
Contract start date	01/01/2012
Contract end date	

16/17 Contracted general activity (UDA)	11,224
Carry forward general activity (UDA)	204
16/17 Contracted orthodontic activity (UOA)	0
Carry forward orthodontic activity (UOA)	0
Baseline contract value	£280,268.82

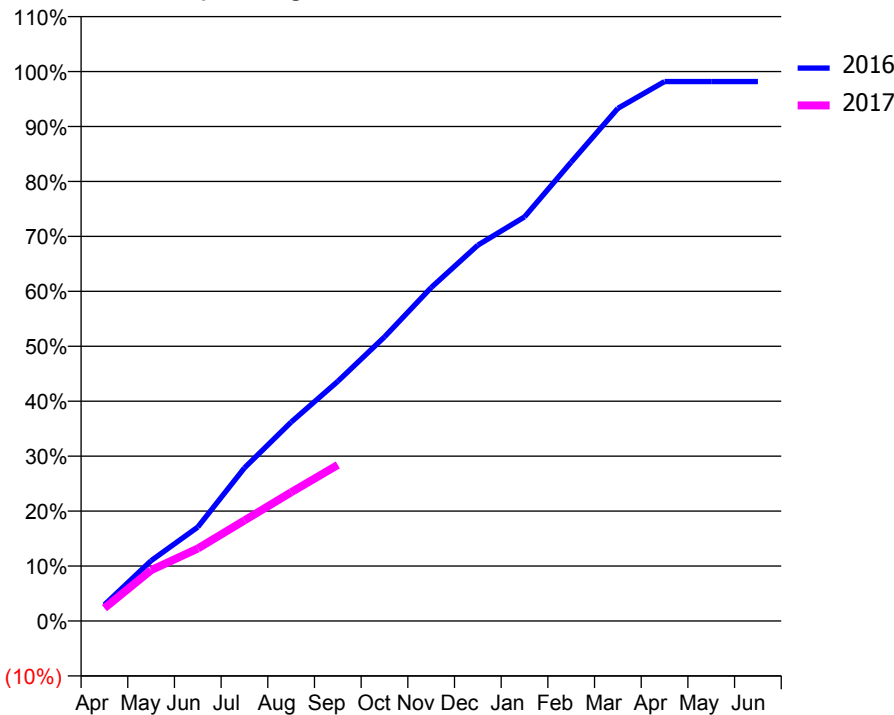
ACCESS*

Patients seen in 24 months	Total	Change since previous quarter
Quarter ending September 2015	4,127	
Quarter ending December 2015	4,179	→
Quarter ending March 2016	4,266	↑
Quarter ending June 2016	4,304	→
Quarter ending September 2016	4,231	↓
Variance since September 2015	2.5%	↑



ACTIVITY

Cumulative percentage of contracted UDA delivered 2016 & 2017



Month	Adjusted Scheduled Activity (UDA)	
	2016	2017
April	332	263
May	1,233	1,040
June	1,920	1,481
July	3,128	2,056
August	4,063	2,630
September	4,896	3,188
October	5,804	
November	6,810	
December	7,677	
January	8,254	
February	9,373	
March	10,472	
April	11,019	
May	11,019	
June	11,020	

QUALITY

	Quantity	Base Number	Contract	AT	Region	England
% of FP17s for the same patient ID Re-attending within 3 months - Children	16	373	4.3%	9.9%	12.0%	12.4%
% of FP17s for the same patient ID Re-attending within 3 months - Adults	224	1,749	12.8%	14.7%	15.9%	16.7%
% of FP17s for the same patient ID Re-attending between 3 & 9 months - Children	218	373	58.4%	61.1%	58.6%	57.4%
% of FP17s for the same patient ID Re-attending between 3 & 9 months - Adults	887	1,749	50.7%	53.6%	51.6%	50.5%
% of FP17s for Band 1 Urgent Courses	23	1,848	1.2%	7.3%	8.0%	9.1%
% of FP17s Relating to Free Repair or Replacements	21	1,848	1.1%	0.8%	0.8%	0.8%
% of FP17s Relating to Continuations	67	1,848	3.6%	1.3%	1.3%	1.3%
% of Patients satisfied with the dentistry they have received	3	3	N/A	93.2%	93.1%	93.2%
% of Patients satisfied with the time they had to wait for an appointment	3	3	N/A	89.8%	89.1%	89.0%

* This is based on patients treated on this contract for their most recent course of treatment. Figures in italics indicate the base number of FP17s or Patient Questionnaire responses are less than 100. N/A is shown where the base number of responses is less than 10 during the period. % is calculated as Quantity/Base number*100

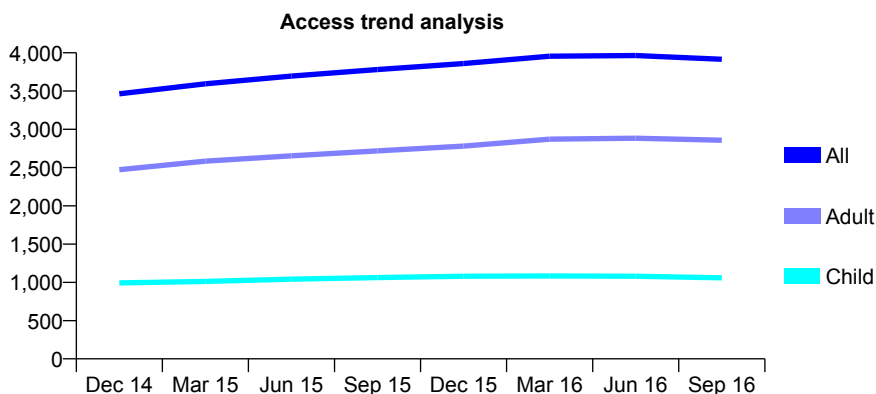
Q59 - Vital Signs At a Glance Contract Report for 143448/0001 - September 2016

Name or company name	Dr D J Duplessis & Ms Lieze Duplessis
Contract type name	GDS Contract
Purpose of contract	General and Orthodontic
Contract start date	01/04/2011
Contract end date	

16/17 Contracted general activity (UDA)	9,098
Carry forward general activity (UDA)	0
16/17 Contracted orthodontic activity (UOA)	289
Carry forward orthodontic activity (UOA)	0
Baseline contract value	£231,664.32

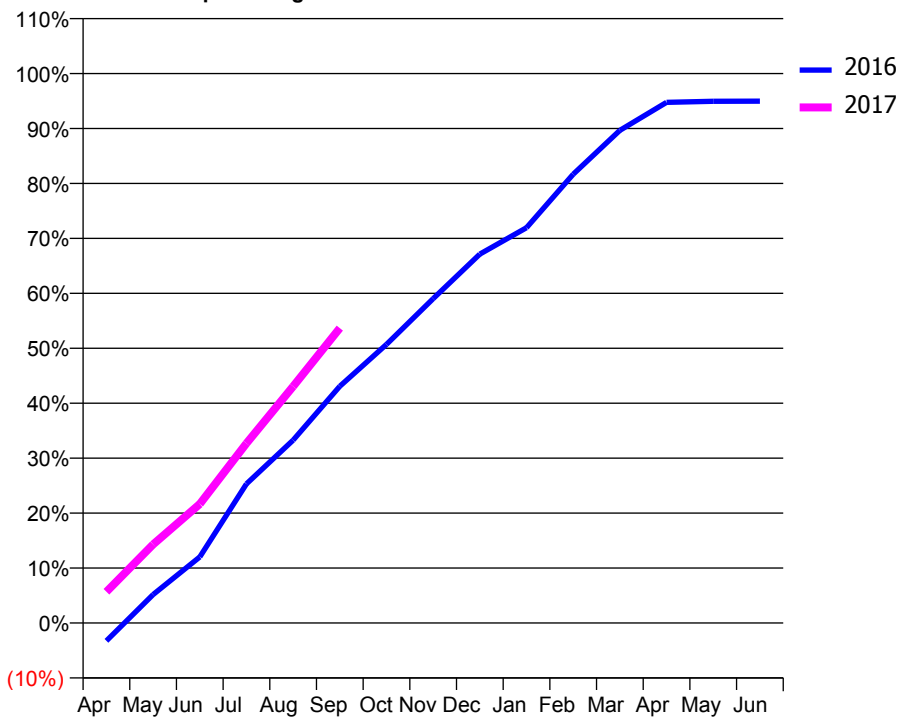
ACCESS*

Patients seen in 24 months	Total	Change since previous quarter
Quarter ending September 2015	3,781	
Quarter ending December 2015	3,859	↑
Quarter ending March 2016	3,956	↑
Quarter ending June 2016	3,964	→
Quarter ending September 2016	3,915	↓
Variance since September 2015	3.5%	↑



ACTIVITY

Cumulative percentage of contracted UDA delivered 2016 & 2017



Month	Adjusted Scheduled Activity (UDA)	
	2016	2017
April	-349	519
May	555	1,302
June	1,287	1,970
July	2,710	2,975
August	3,561	3,917
September	4,609	4,882
October	5,425	
November	6,315	
December	7,182	
January	7,697	
February	8,737	
March	9,592	
April	10,137	
May	10,158	
June	10,159	

QUALITY

	Quantity	Base Number	Contract	AT	Region	England
% of FP17s for the same patient ID Re-attending within 3 months - Children	49	566	8.7%	9.9%	12.0%	12.4%
% of FP17s for the same patient ID Re-attending within 3 months - Adults	175	1,381	12.7%	14.7%	15.9%	16.7%
% of FP17s for the same patient ID Re-attending between 3 & 9 months - Children	205	566	36.2%	61.1%	58.6%	57.4%
% of FP17s for the same patient ID Re-attending between 3 & 9 months - Adults	386	1,381	28.0%	53.6%	51.6%	50.5%
% of FP17s for Band 1 Urgent Courses	111	1,727	6.4%	7.3%	8.0%	9.1%
% of FP17s Relating to Free Repair or Replacements	12	1,727	0.7%	0.8%	0.8%	0.8%
% of FP17s Relating to Continuations	58	1,727	3.4%	1.3%	1.3%	1.3%
% of Patients satisfied with the dentistry they have received	5	5	N/A	93.2%	93.1%	93.2%
% of Patients satisfied with the time they had to wait for an appointment	4	5	N/A	89.8%	89.1%	89.0%

* This is based on patients treated on this contract for their most recent course of treatment. Figures in italics indicate the base number of FP17s or Patient Questionnaire responses are less than 100. N/A is shown where the base number of responses is less than 10 during the period. % is calculated as Quantity/Base number*100

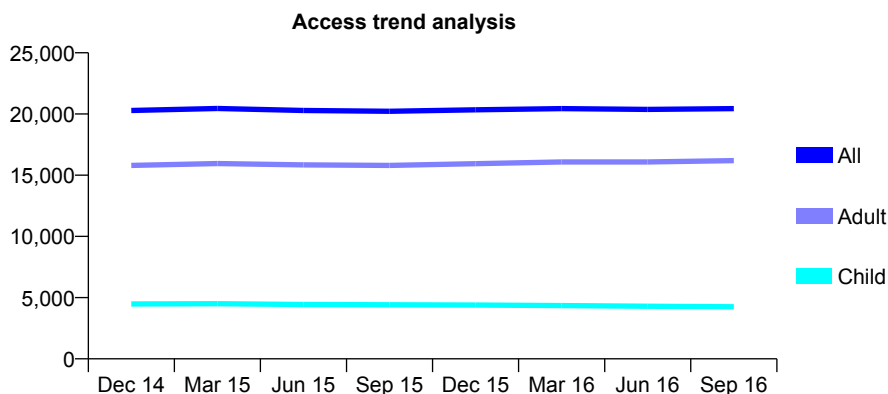
Q59 - Vital Signs At a Glance Contract Report for 144738/0001 - September 2016

Name or company name	D W Barsby, D Wolverson, S J Bates & R S
Contract type name	GDS Contract
Purpose of contract	General
Contract start date	01/08/2010
Contract end date	

16/17 Contracted general activity (UDA)	53,857
Carry forward general activity (UDA)	0
16/17 Contracted orthodontic activity (UOA)	0
Carry forward orthodontic activity (UOA)	0
Baseline contract value	£1,300,509.68

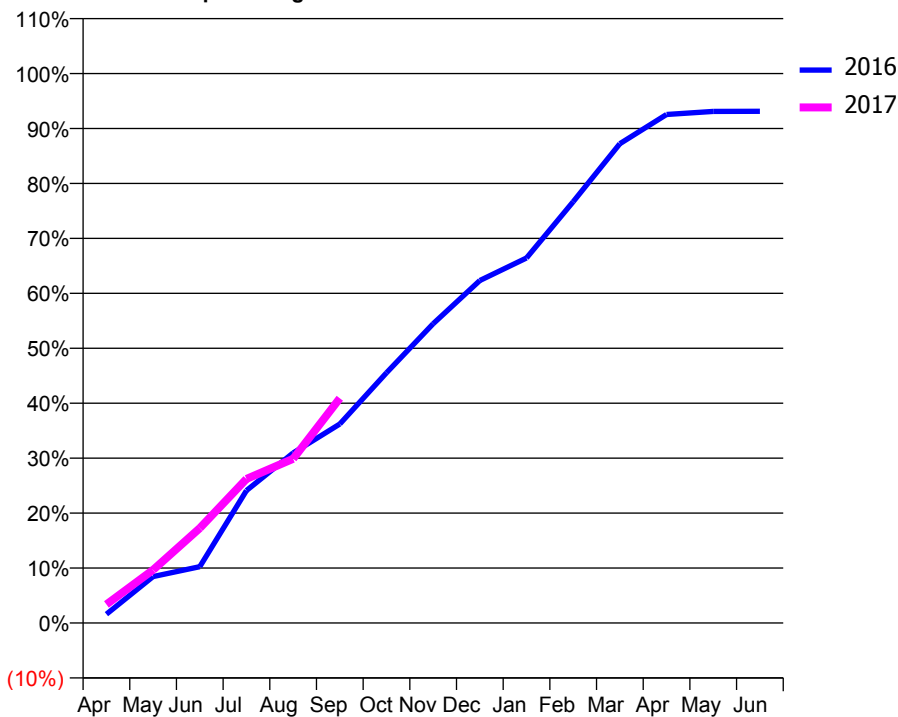
ACCESS*

Patients seen in 24 months	Total	Change since previous quarter
Quarter ending September 2015	20,223	
Quarter ending December 2015	20,345	→
Quarter ending March 2016	20,436	→
Quarter ending June 2016	20,379	→
Quarter ending September 2016	20,437	→
Variance since September 2015	1.1%	→



ACTIVITY

Cumulative percentage of contracted UDA delivered 2016 & 2017



Month	Adjusted Scheduled Activity (UDA)	
	2016	2017
April	923	1,818
May	4,809	5,210
June	5,831	9,298
July	13,714	14,117
August	17,602	16,099
September	20,588	22,035
October	25,895	
November	30,962	
December	35,440	
January	37,765	
February	43,587	
March	49,599	
April	52,612	
May	52,932	
June	52,947	

QUALITY

	Quantity	Base Number	Contract	AT	Region	England
% of FP17s for the same patient ID Re-attending within 3 months - Children	209	3,139	6.7%	9.9%	12.0%	12.4%
% of FP17s for the same patient ID Re-attending within 3 months - Adults	1,483	12,245	12.1%	14.7%	15.9%	16.7%
% of FP17s for the same patient ID Re-attending between 3 & 9 months - Children	2,003	3,139	63.8%	61.1%	58.6%	57.4%
% of FP17s for the same patient ID Re-attending between 3 & 9 months - Adults	8,023	12,245	65.5%	53.6%	51.6%	50.5%
% of FP17s for Band 1 Urgent Courses	1,044	13,746	7.6%	7.3%	8.0%	9.1%
% of FP17s Relating to Free Repair or Replacements	84	13,746	0.6%	0.8%	0.8%	0.8%
% of FP17s Relating to Continuations	195	13,746	1.4%	1.3%	1.3%	1.3%
% of Patients satisfied with the dentistry they have received	27	27	100.0%	93.2%	93.1%	93.2%
% of Patients satisfied with the time they had to wait for an appointment	25	27	92.6%	89.8%	89.1%	89.0%

* This is based on patients treated on this contract for their most recent course of treatment. Figures in italics indicate the base number of FP17s or Patient Questionnaire responses are less than 100. N/A is shown where the base number of responses is less than 10 during the period. % is calculated as Quantity/Base number*100

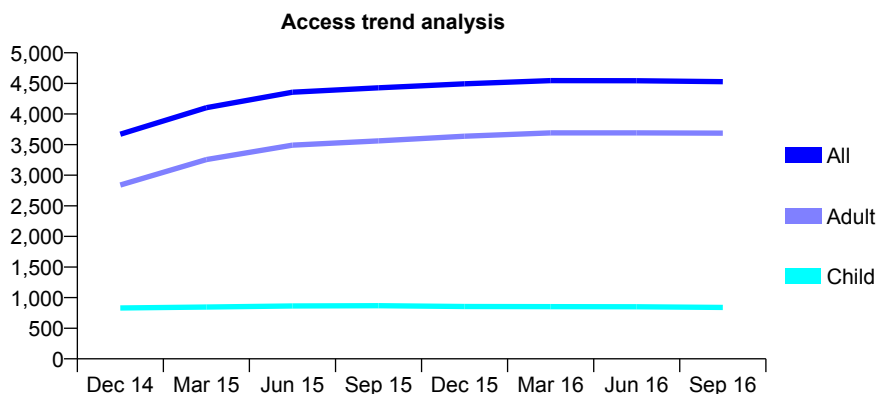
Q59 - Vital Signs At a Glance Contract Report for 144746/0001 - September 2016

Name or company name	Mr D G Norris & Miss R Dodsley
Contract type name	GDS Contract
Purpose of contract	General and Orthodontic
Contract start date	01/04/2014
Contract end date	

16/17 Contracted general activity (UDA)	15,915
Carry forward general activity (UDA)	0
16/17 Contracted orthodontic activity (UOA)	297
Carry forward orthodontic activity (UOA)	0
Baseline contract value	£331,046.88

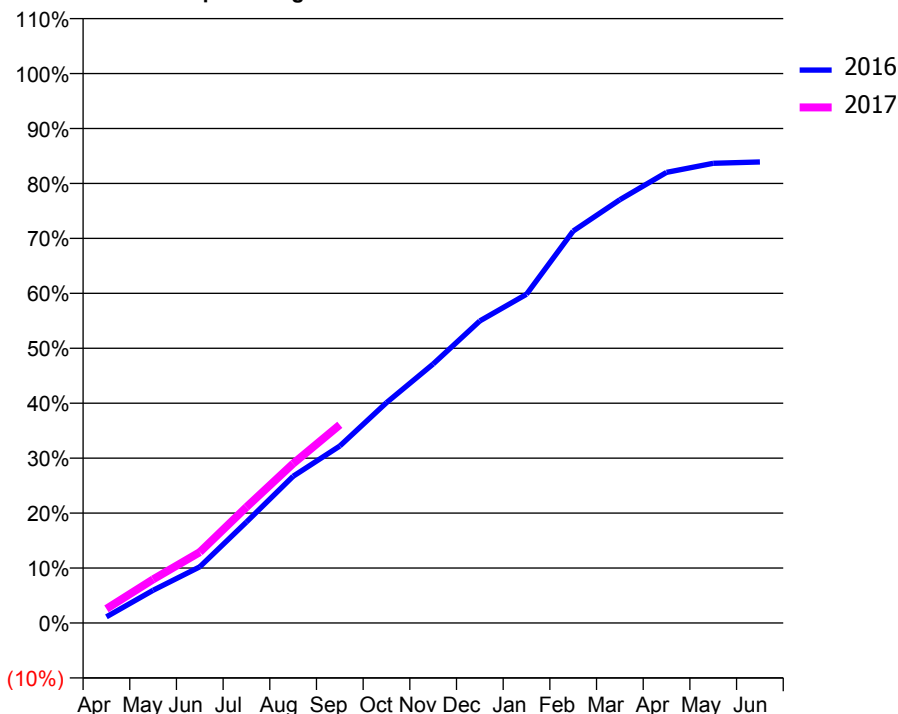
ACCESS*

Patients seen in 24 months	Total	Change since previous quarter
Quarter ending September 2015	4,429	
Quarter ending December 2015	4,493	→
Quarter ending March 2016	4,546	→
Quarter ending June 2016	4,543	→
Quarter ending September 2016	4,528	→
Variance since September 2015	2.2%	↑



ACTIVITY

Cumulative percentage of contracted UDA delivered 2016 & 2017



Month	Adjusted Scheduled Activity (UDA)	
	2016	2017
April	181	413
May	948	1,267
June	1,628	2,052
July	2,926	3,360
August	4,249	4,618
September	5,128	5,741
October	6,381	
November	7,500	
December	8,751	
January	9,521	
February	11,351	
March	12,259	
April	13,050	
May	13,316	
June	13,352	

QUALITY

	Quantity	Base Number	Contract	AT	Region	England
% of FP17s for the same patient ID Re-attending within 3 months - Children	93	841	11.1%	9.9%	12.0%	12.4%
% of FP17s for the same patient ID Re-attending within 3 months - Adults	535	3,112	17.2%	14.7%	15.9%	16.7%
% of FP17s for the same patient ID Re-attending between 3 & 9 months - Children	630	841	74.9%	61.1%	58.6%	57.4%
% of FP17s for the same patient ID Re-attending between 3 & 9 months - Adults	1,710	3,112	54.9%	53.6%	51.6%	50.5%
% of FP17s for Band 1 Urgent Courses	131	3,459	3.8%	7.3%	8.0%	9.1%
% of FP17s Relating to Free Repair or Replacements	30	3,459	0.9%	0.8%	0.8%	0.8%
% of FP17s Relating to Continuations	196	3,459	5.7%	1.3%	1.3%	1.3%
% of Patients satisfied with the dentistry they have received	2	2	N/A	93.2%	93.1%	93.2%
% of Patients satisfied with the time they had to wait for an appointment	2	2	N/A	89.8%	89.1%	89.0%

* This is based on patients treated on this contract for their most recent course of treatment. Figures in italics indicate the base number of FP17s or Patient Questionnaire responses are less than 100. N/A is shown where the base number of responses is less than 10 during the period. % is calculated as Quantity/Base number*100

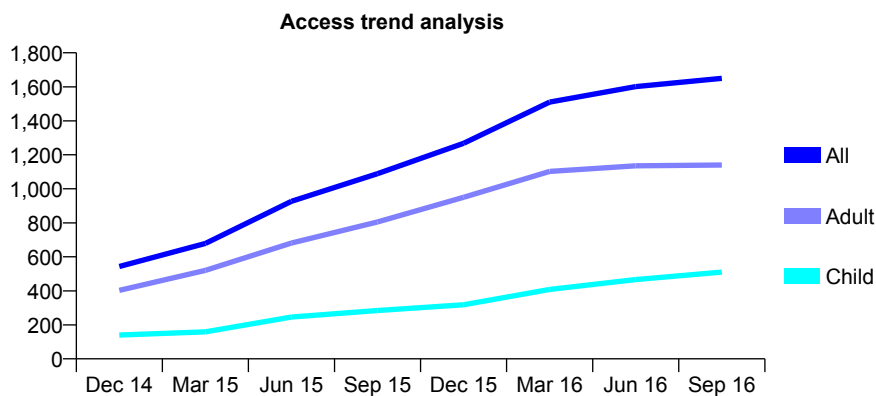
Q59 - Vital Signs At a Glance Contract Report for 146870/0002 - September 2016

Name or company name	Lincolnshire Community Health Services NI
Contract type name	PDS Contract
Purpose of contract	General
Contract start date	01/04/2014
Contract end date	30/11/2016

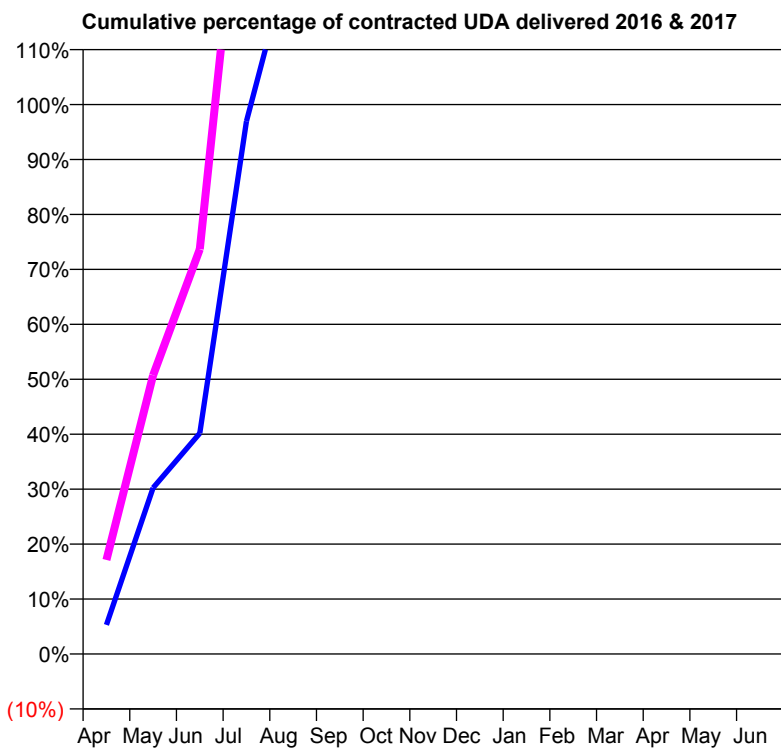
16/17 Contracted general activity (UDA)	667
Carry forward general activity (UDA)	0
16/17 Contracted orthodontic activity (UOA)	0
Carry forward orthodontic activity (UOA)	0
Baseline contract value	£1,188,197.67

ACCESS*

Patients seen in 24 months	Total	Change since previous quarter
Quarter ending September 2015	1,089	
Quarter ending December 2015	1,268	↑
Quarter ending March 2016	1,510	↑
Quarter ending June 2016	1,601	↑
Quarter ending September 2016	1,650	↑
Variance since September 2015	51.5%	↑



ACTIVITY



Month	Adjusted Scheduled Activity (UDA)	
	2016	2017
April	53	114
May	303	338
June	402	491
July	970	1,028
August	1,291	1,222
September	1,490	1,433
October	2,019	
November	2,246	
December	2,618	
January	2,857	
February	3,368	
March	3,760	
April	3,890	
May	3,926	
June	3,926	

QUALITY

	Quantity	Base Number	Contract	AT	Region	England
% of FP17s for the same patient ID Re-attending within 3 months - Children	11	346	3.2%	9.9%	12.0%	12.4%
% of FP17s for the same patient ID Re-attending within 3 months - Adults	26	485	5.4%	14.7%	15.9%	16.7%
% of FP17s for the same patient ID Re-attending between 3 & 9 months - Children	50	346	14.5%	61.1%	58.6%	57.4%
% of FP17s for the same patient ID Re-attending between 3 & 9 months - Adults	113	485	23.3%	53.6%	51.6%	50.5%
% of FP17s for Band 1 Urgent Courses	12	723	1.7%	7.3%	8.0%	9.1%
% of FP17s Relating to Free Repair or Replacements	0	723	0.0%	0.8%	0.8%	0.8%
% of FP17s Relating to Continuations	4	723	0.6%	1.3%	1.3%	1.3%
% of Patients satisfied with the dentistry they have received	1	1	N/A	93.2%	93.1%	93.2%
% of Patients satisfied with the time they had to wait for an appointment	0	1	N/A	89.8%	89.1%	89.0%

* This is based on patients treated on this contract for their most recent course of treatment. Figures in italics indicate the base number of FP17s or Patient Questionnaire responses are less than 100. N/A is shown where the base number of responses is less than 10 during the period. % is calculated as Quantity/Base number*100

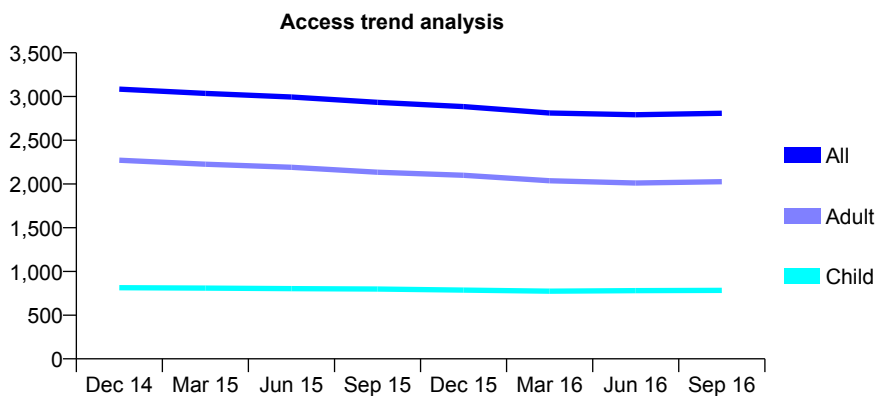
Q59 - Vital Signs At a Glance Contract Report for 147966/0002 - September 2016

Name or company name	Pure Dental Studio Ltd
Contract type name	GDS Contract
Purpose of contract	General
Contract start date	01/04/2010
Contract end date	

16/17 Contracted general activity (UDA)	6,255
Carry forward general activity (UDA)	0
16/17 Contracted orthodontic activity (UOA)	0
Carry forward orthodontic activity (UOA)	0
Baseline contract value	£187,056.10

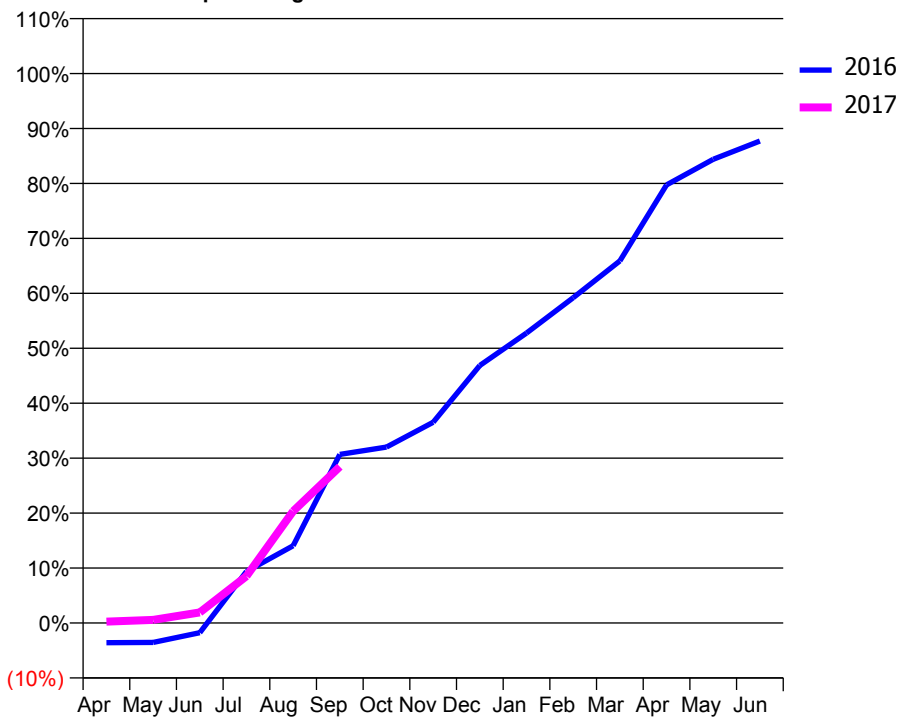
ACCESS*

Patients seen in 24 months	Total	Change since previous quarter
Quarter ending September 2015	2,933	
Quarter ending December 2015	2,885	↓
Quarter ending March 2016	2,811	↓
Quarter ending June 2016	2,791	→
Quarter ending September 2016	2,809	→
Variance since September 2015	(4.2%)	↓



ACTIVITY

Cumulative percentage of contracted UDA delivered 2016 & 2017



Month	Adjusted Scheduled Activity (UDA)	
	2016	2017
April	-225	16
May	-223	35
June	-111	121
July	587	534
August	880	1,272
September	1,919	1,780
October	2,003	
November	2,285	
December	2,932	
January	3,301	
February	3,702	
March	4,122	
April	4,988	
May	5,279	
June	5,486	

QUALITY

	Quantity	Base Number	Contract	AT	Region	England
% of FP17s for the same patient ID Re-attending within 3 months - Children	49	706	6.9%	9.9%	12.0%	12.4%
% of FP17s for the same patient ID Re-attending within 3 months - Adults	151	1,474	10.2%	14.7%	15.9%	16.7%
% of FP17s for the same patient ID Re-attending between 3 & 9 months - Children	463	706	65.6%	61.1%	58.6%	57.4%
% of FP17s for the same patient ID Re-attending between 3 & 9 months - Adults	904	1,474	61.3%	53.6%	51.6%	50.5%
% of FP17s for Band 1 Urgent Courses	53	1,061	5.0%	7.3%	8.0%	9.1%
% of FP17s Relating to Free Repair or Replacements	8	1,061	0.8%	0.8%	0.8%	0.8%
% of FP17s Relating to Continuations	19	1,061	1.8%	1.3%	1.3%	1.3%
% of Patients satisfied with the dentistry they have received	6	6	N/A	93.2%	93.1%	93.2%
% of Patients satisfied with the time they had to wait for an appointment	6	6	N/A	89.8%	89.1%	89.0%

* This is based on patients treated on this contract for their most recent course of treatment. Figures in italics indicate the base number of FP17s or Patient Questionnaire responses are less than 100. N/A is shown where the base number of responses is less than 10 during the period. % is calculated as Quantity/Base number*100

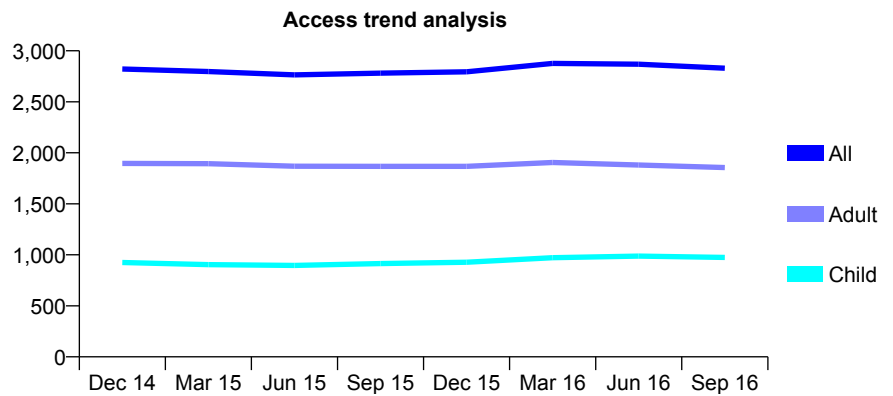
Q59 - Vital Signs At a Glance Contract Report for 149454/0001 - September 2016

Name or company name	Dental Care Clinic Limited
Contract type name	GDS Contract
Purpose of contract	General
Contract start date	01/04/2008
Contract end date	

16/17 Contracted general activity (UDA)	12,730
Carry forward general activity (UDA)	395
16/17 Contracted orthodontic activity (UOA)	0
Carry forward orthodontic activity (UOA)	0
Baseline contract value	£349,930.94

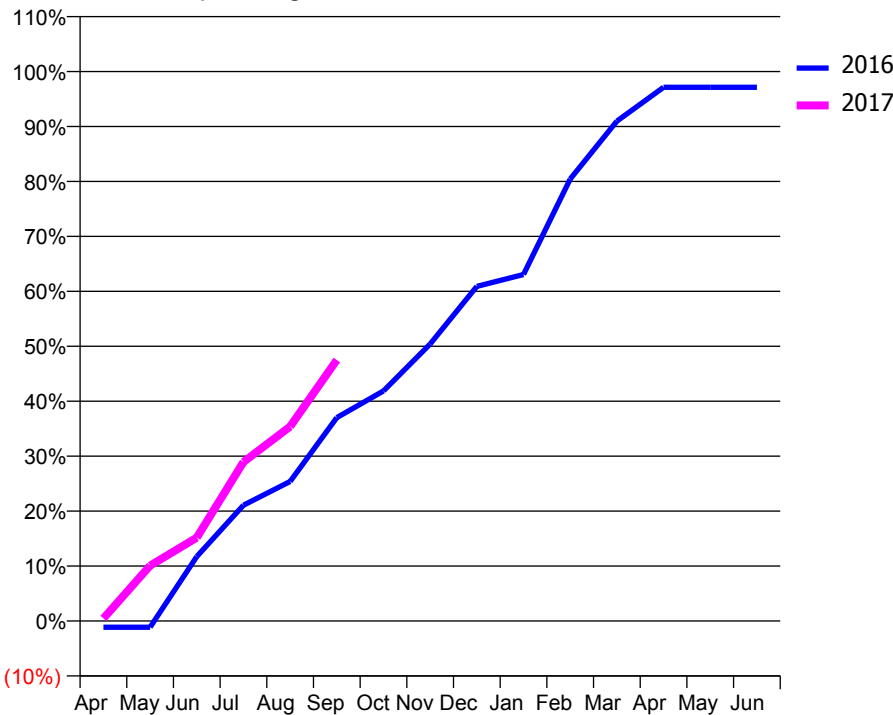
ACCESS*

Patients seen in 24 months	Total	Change since previous quarter
Quarter ending September 2015	2,781	
Quarter ending December 2015	2,794	→
Quarter ending March 2016	2,877	↑
Quarter ending June 2016	2,869	→
Quarter ending September 2016	2,829	↓
Variance since September 2015	1.7%	→



ACTIVITY

Cumulative percentage of contracted UDA delivered 2016 & 2017



Month	Adjusted Scheduled Activity (UDA)	
	2016	2017
April	-158	61
May	-158	1,284
June	1,609	1,933
July	2,893	3,685
August	3,486	4,507
September	5,082	6,047
October	5,751	
November	6,923	
December	8,362	
January	8,658	
February	11,044	
March	12,491	
April	13,335	
May	13,335	
June	13,335	

QUALITY

	Quantity	Base Number	Contract	AT	Region	England
% of FP17s for the same patient ID Re-attending within 3 months - Children	167	985	17.0%	9.9%	12.0%	12.4%
% of FP17s for the same patient ID Re-attending within 3 months - Adults	542	1,744	31.1%	14.7%	15.9%	16.7%
% of FP17s for the same patient ID Re-attending between 3 & 9 months - Children	651	985	66.1%	61.1%	58.6%	57.4%
% of FP17s for the same patient ID Re-attending between 3 & 9 months - Adults	886	1,744	50.8%	53.6%	51.6%	50.5%
% of FP17s for Band 1 Urgent Courses	217	2,406	9.0%	7.3%	8.0%	9.1%
% of FP17s Relating to Free Repair or Replacements	48	2,406	2.0%	0.8%	0.8%	0.8%
% of FP17s Relating to Continuations	85	2,406	3.5%	1.3%	1.3%	1.3%
% of Patients satisfied with the dentistry they have received	4	4	N/A	93.2%	93.1%	93.2%
% of Patients satisfied with the time they had to wait for an appointment	4	4	N/A	89.8%	89.1%	89.0%

* This is based on patients treated on this contract for their most recent course of treatment. Figures in italics indicate the base number of FP17s or Patient Questionnaire responses are less than 100. N/A is shown where the base number of responses is less than 10 during the period. % is calculated as Quantity/Base number*100

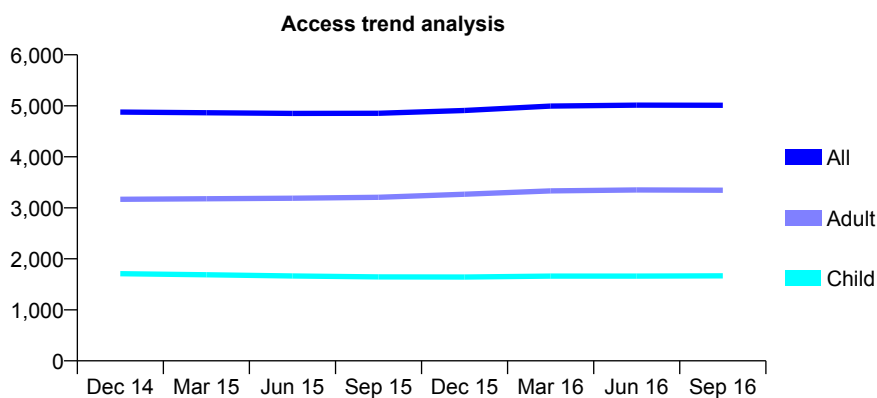
Q59 - Vital Signs At a Glance Contract Report for 151122/0001 - September 2016

Name or company name	Charlwood & Charlwood
Contract type name	GDS Contract
Purpose of contract	General
Contract start date	01/04/2006
Contract end date	

16/17 Contracted general activity (UDA)	16,623
Carry forward general activity (UDA)	-120
16/17 Contracted orthodontic activity (UOA)	0
Carry forward orthodontic activity (UOA)	0
Baseline contract value	£366,409.69

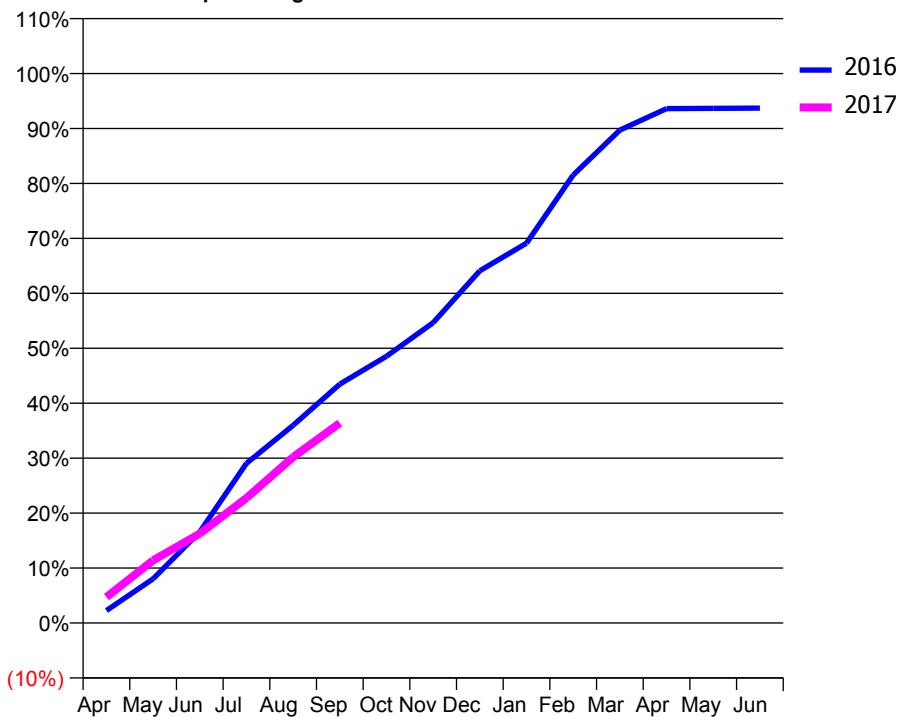
ACCESS*

Patients seen in 24 months	Total	Change since previous quarter
Quarter ending September 2015	4,853	
Quarter ending December 2015	4,909	→
Quarter ending March 2016	4,994	→
Quarter ending June 2016	5,012	→
Quarter ending September 2016	5,011	→
Variance since September 2015	3.3%	↑



ACTIVITY

Cumulative percentage of contracted UDA delivered 2016 & 2017



Adjusted Scheduled Activity (UDA)

Month	2016	2017
April	319	785
May	1,125	1,898
June	2,321	2,704
July	4,068	3,782
August	5,035	5,019
September	6,086	6,051
October	6,796	
November	7,653	
December	8,973	
January	9,678	
February	11,413	
March	12,560	
April	13,105	
May	13,113	
June	13,120	

QUALITY

	Quantity	Base Number	Contract	AT	Region	England
% of FP17s for the same patient ID Re-attending within 3 months - Children	107	1,362	7.9%	9.9%	12.0%	12.4%
% of FP17s for the same patient ID Re-attending within 3 months - Adults	498	2,659	18.7%	14.7%	15.9%	16.7%
% of FP17s for the same patient ID Re-attending between 3 & 9 months - Children	877	1,362	64.4%	61.1%	58.6%	57.4%
% of FP17s for the same patient ID Re-attending between 3 & 9 months - Adults	1,543	2,659	58.0%	53.6%	51.6%	50.5%
% of FP17s for Band 1 Urgent Courses	289	3,240	8.9%	7.3%	8.0%	9.1%
% of FP17s Relating to Free Repair or Replacements	41	3,240	1.3%	0.8%	0.8%	0.8%
% of FP17s Relating to Continuations	10	3,240	0.3%	1.3%	1.3%	1.3%
% of Patients satisfied with the dentistry they have received	8	8	N/A	93.2%	93.1%	93.2%
% of Patients satisfied with the time they had to wait for an appointment	8	8	N/A	89.8%	89.1%	89.0%

* This is based on patients treated on this contract for their most recent course of treatment. Figures in italics indicate the base number of FP17s or Patient Questionnaire responses are less than 100. N/A is shown where the base number of responses is less than 10 during the period. % is calculated as Quantity/Base number*100

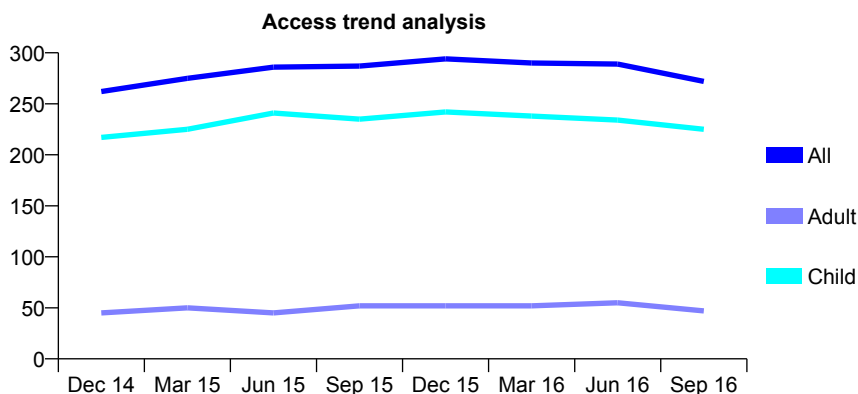
Q59 - Vital Signs At a Glance Contract Report for 151653/0001 - September 2016

Name or company name	The Forum Practice Ltd
Contract type name	GDS Contract
Purpose of contract	General and Orthodontic
Contract start date	01/10/2011
Contract end date	

16/17 Contracted general activity (UDA)	500
Carry forward general activity (UDA)	20
16/17 Contracted orthodontic activity (UOA)	1,159
Carry forward orthodontic activity (UOA)	0
Baseline contract value	£85,485.32

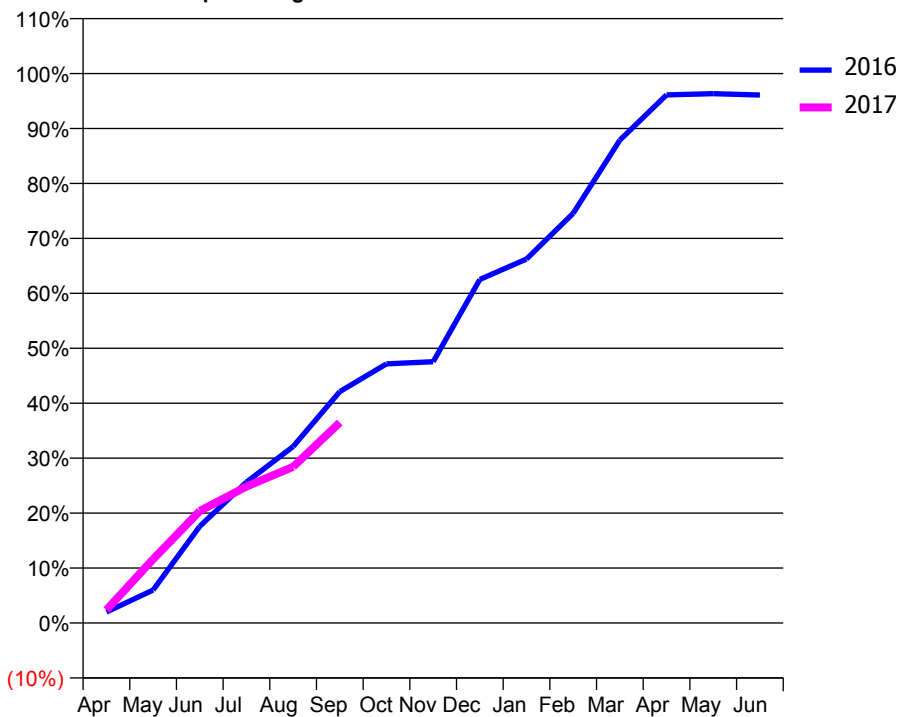
ACCESS*

Patients seen in 24 months	Total	Change since previous quarter
Quarter ending September 2015	287	
Quarter ending December 2015	294	↑
Quarter ending March 2016	290	↓
Quarter ending June 2016	289	→
Quarter ending September 2016	272	↓
Variance since September 2015	(5.2%)	↓



ACTIVITY

Cumulative percentage of contracted UDA delivered 2016 & 2017



Adjusted Scheduled Activity (UDA)

Month	2016	2017
April	10	12
May	30	58
June	88	102
July	128	124
August	161	142
September	211	182
October	236	
November	238	
December	313	
January	331	
February	373	
March	439	
April	481	
May	482	
June	480	

QUALITY

	Quantity	Base Number	Contract	AT	Region	England
% of FP17s for the same patient ID Re-attending within 3 months - Children	23	352	6.5%	9.9%	12.0%	12.4%
% of FP17s for the same patient ID Re-attending within 3 months - Adults	1	10	10.0%	14.7%	15.9%	16.7%
% of FP17s for the same patient ID Re-attending between 3 & 9 months - Children	128	352	36.4%	61.1%	58.6%	57.4%
% of FP17s for the same patient ID Re-attending between 3 & 9 months - Adults	3	10	30.0%	53.6%	51.6%	50.5%
% of FP17s for Band 1 Urgent Courses	2	150	1.3%	7.3%	8.0%	9.1%
% of FP17s Relating to Free Repair or Replacements	0	150	0.0%	0.8%	0.8%	0.8%
% of FP17s Relating to Continuations	5	150	3.3%	1.3%	1.3%	1.3%
% of Patients satisfied with the dentistry they have received	1	1	N/A	93.2%	93.1%	93.2%
% of Patients satisfied with the time they had to wait for an appointment	1	1	N/A	89.8%	89.1%	89.0%

* This is based on patients treated on this contract for their most recent course of treatment. Figures in italics indicate the base number of FP17s or Patient Questionnaire responses are less than 100. N/A is shown where the base number of responses is less than 10 during the period. % is calculated as Quantity/Base number*100

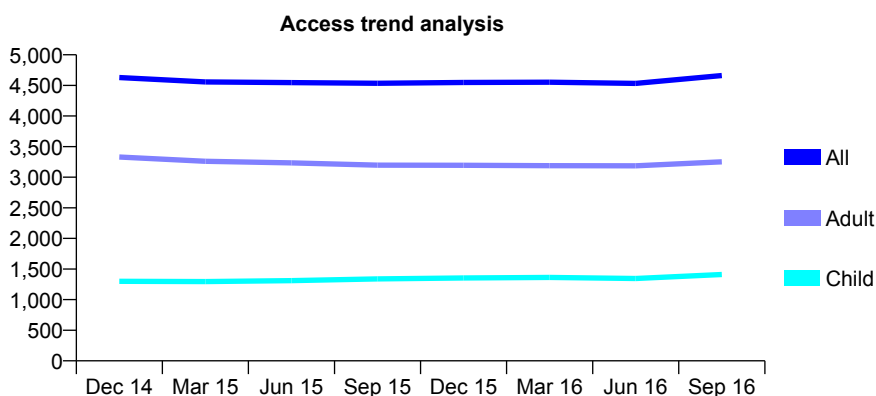
Q59 - Vital Signs At a Glance Contract Report for 153370/0001 - September 2016

Name or company name	Mrs K Attwall and Miss K Sadhra
Contract type name	GDS Contract
Purpose of contract	General and Orthodontic
Contract start date	01/04/2009
Contract end date	

16/17 Contracted general activity (UDA)	14,588
Carry forward general activity (UDA)	337
16/17 Contracted orthodontic activity (UOA)	273
Carry forward orthodontic activity (UOA)	0
Baseline contract value	£371,540.49

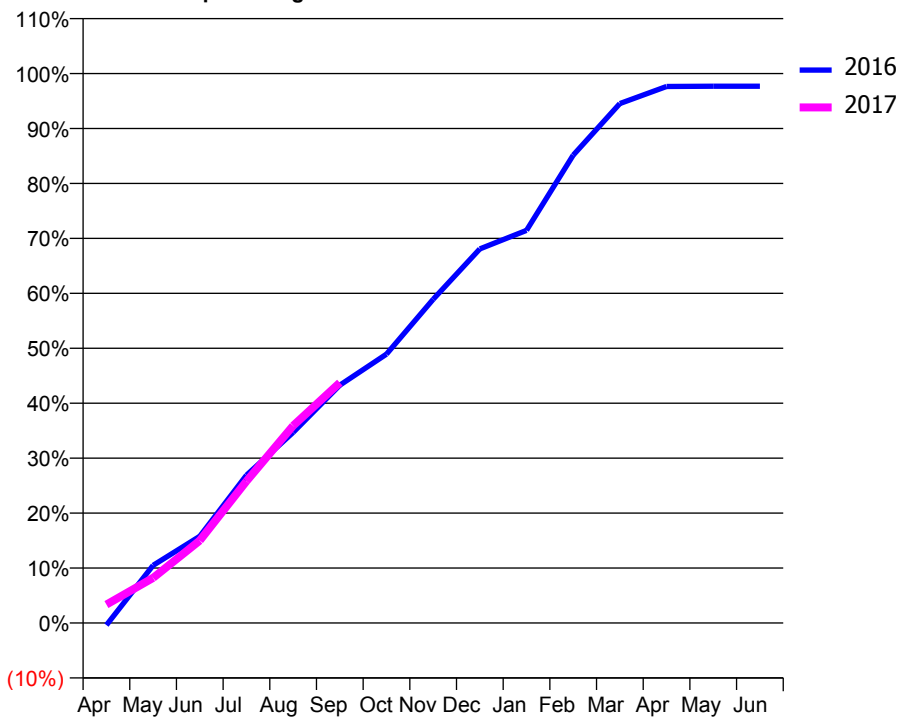
ACCESS*

Patients seen in 24 months	Total	Change since previous quarter
Quarter ending September 2015	4,535	
Quarter ending December 2015	4,548	→
Quarter ending March 2016	4,552	→
Quarter ending June 2016	4,533	→
Quarter ending September 2016	4,662	↑
Variance since September 2015	2.8%	↑



ACTIVITY

Cumulative percentage of contracted UDA delivered 2016 & 2017



Month	Adjusted Scheduled Activity (UDA)	
	2016	2017
April	-57	491
May	1,531	1,200
June	2,303	2,189
July	3,925	3,766
August	5,061	5,236
September	6,313	6,381
October	7,140	
November	8,594	
December	9,931	
January	10,424	
February	12,419	
March	13,790	
April	14,242	
May	14,251	
June	14,251	

QUALITY

	Quantity	Base Number	Contract	AT	Region	England
% of FP17s for the same patient ID Re-attending within 3 months - Children	92	1,142	8.1%	9.9%	12.0%	12.4%
% of FP17s for the same patient ID Re-attending within 3 months - Adults	382	2,525	15.1%	14.7%	15.9%	16.7%
% of FP17s for the same patient ID Re-attending between 3 & 9 months - Children	709	1,142	62.1%	61.1%	58.6%	57.4%
% of FP17s for the same patient ID Re-attending between 3 & 9 months - Adults	1,507	2,525	59.7%	53.6%	51.6%	50.5%
% of FP17s for Band 1 Urgent Courses	216	3,427	6.3%	7.3%	8.0%	9.1%
% of FP17s Relating to Free Repair or Replacements	21	3,427	0.6%	0.8%	0.8%	0.8%
% of FP17s Relating to Continuations	54	3,427	1.6%	1.3%	1.3%	1.3%
% of Patients satisfied with the dentistry they have received	3	3	N/A	93.2%	93.1%	93.2%
% of Patients satisfied with the time they had to wait for an appointment	3	3	N/A	89.8%	89.1%	89.0%

* This is based on patients treated on this contract for their most recent course of treatment. Figures in italics indicate the base number of FP17s or Patient Questionnaire responses are less than 100. N/A is shown where the base number of responses is less than 10 during the period. % is calculated as Quantity/Base number*100

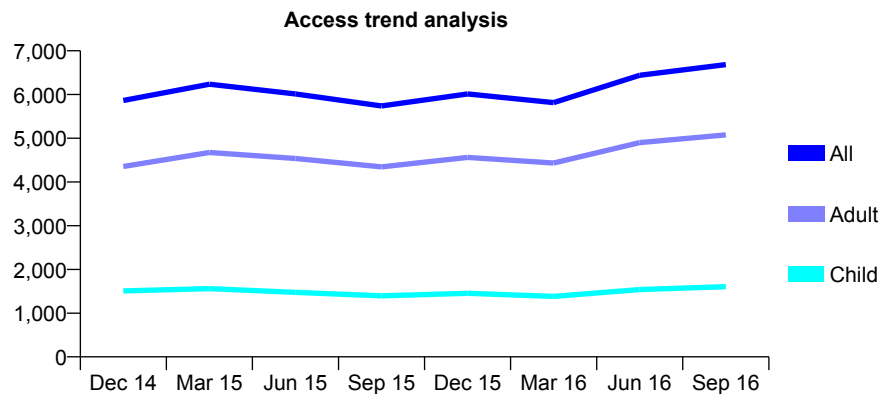
Q59 - Vital Signs At a Glance Contract Report for 153796/0002 - September 2016

Name or company name	Dr. Fizan Tahir Consultancy Ltd
Contract type name	GDS Contract
Purpose of contract	General
Contract start date	01/04/2013
Contract end date	

16/17 Contracted general activity (UDA)	21,200
Carry forward general activity (UDA)	0
16/17 Contracted orthodontic activity (UOA)	0
Carry forward orthodontic activity (UOA)	0
Baseline contract value	£569,276.71

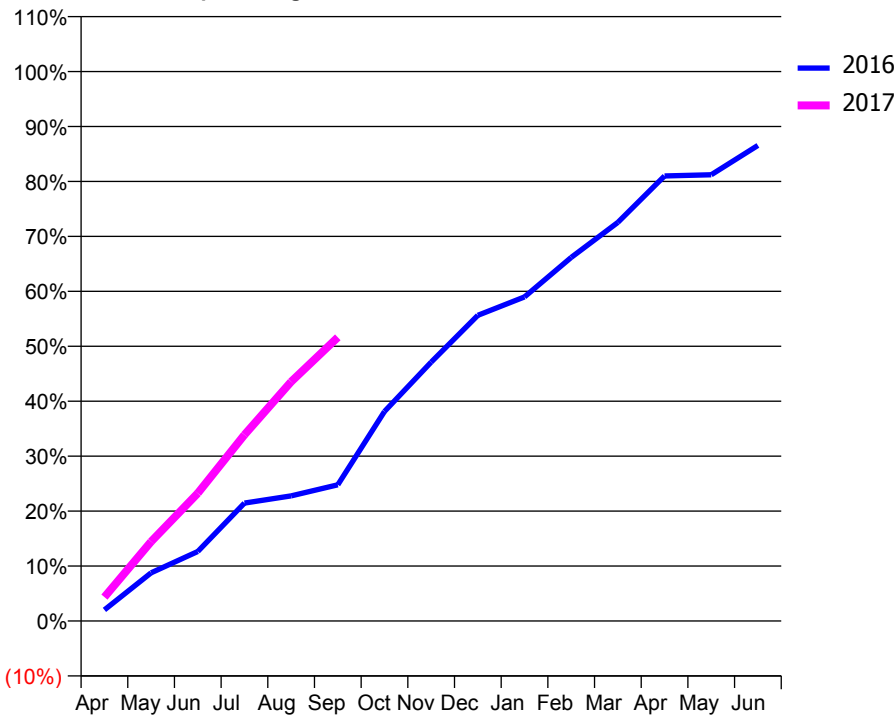
ACCESS*

Patients seen in 24 months	Total	Change since previous quarter
Quarter ending September 2015	5,739	
Quarter ending December 2015	6,012	↑
Quarter ending March 2016	5,815	↓
Quarter ending June 2016	6,439	↑
Quarter ending September 2016	6,684	↑
Variance since September 2015	16.5%	↑



ACTIVITY

Cumulative percentage of contracted UDA delivered 2016 & 2017



Month	Adjusted Scheduled Activity (UDA)	
	2016	2017
April	432	923
May	1,862	3,061
June	2,681	4,933
July	4,552	7,183
August	4,826	9,230
September	5,255	10,945
October	8,083	
November	9,986	
December	11,795	
January	12,505	
February	14,028	
March	15,378	
April	17,171	
May	17,215	
June	18,346	

QUALITY

	Quantity	Base Number	Contract	AT	Region	England
% of FP17s for the same patient ID Re-attending within 3 months - Children	172	1,412	12.2%	9.9%	12.0%	12.4%
% of FP17s for the same patient ID Re-attending within 3 months - Adults	635	3,761	16.9%	14.7%	15.9%	16.7%
% of FP17s for the same patient ID Re-attending between 3 & 9 months - Children	566	1,412	40.1%	61.1%	58.6%	57.4%
% of FP17s for the same patient ID Re-attending between 3 & 9 months - Adults	1,120	3,761	29.8%	53.6%	51.6%	50.5%
% of FP17s for Band 1 Urgent Courses	976	3,981	24.5%	7.3%	8.0%	9.1%
% of FP17s Relating to Free Repair or Replacements	26	3,981	0.7%	0.8%	0.8%	0.8%
% of FP17s Relating to Continuations	15	3,981	0.4%	1.3%	1.3%	1.3%
% of Patients satisfied with the dentistry they have received	3	4	N/A	93.2%	93.1%	93.2%
% of Patients satisfied with the time they had to wait for an appointment	4	4	N/A	89.8%	89.1%	89.0%

* This is based on patients treated on this contract for their most recent course of treatment. Figures in italics indicate the base number of FP17s or Patient Questionnaire responses are less than 100. N/A is shown where the base number of responses is less than 10 during the period. % is calculated as Quantity/Base number*100

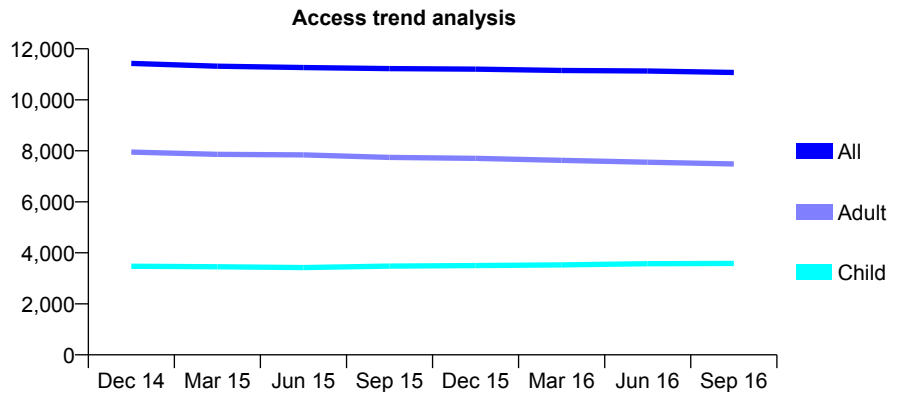
Q59 - Vital Signs At a Glance Contract Report for 153931/0001 - September 2016

Name or company name	Wong, Wallbuton, Eastwood, Ashraf & But
Contract type name	GDS Contract
Purpose of contract	General and Orthodontic
Contract start date	01/04/2006
Contract end date	

16/17 Contracted general activity (UDA)	31,000
Carry forward general activity (UDA)	0
16/17 Contracted orthodontic activity (UOA)	524
Carry forward orthodontic activity (UOA)	0
Baseline contract value	£718,120.30

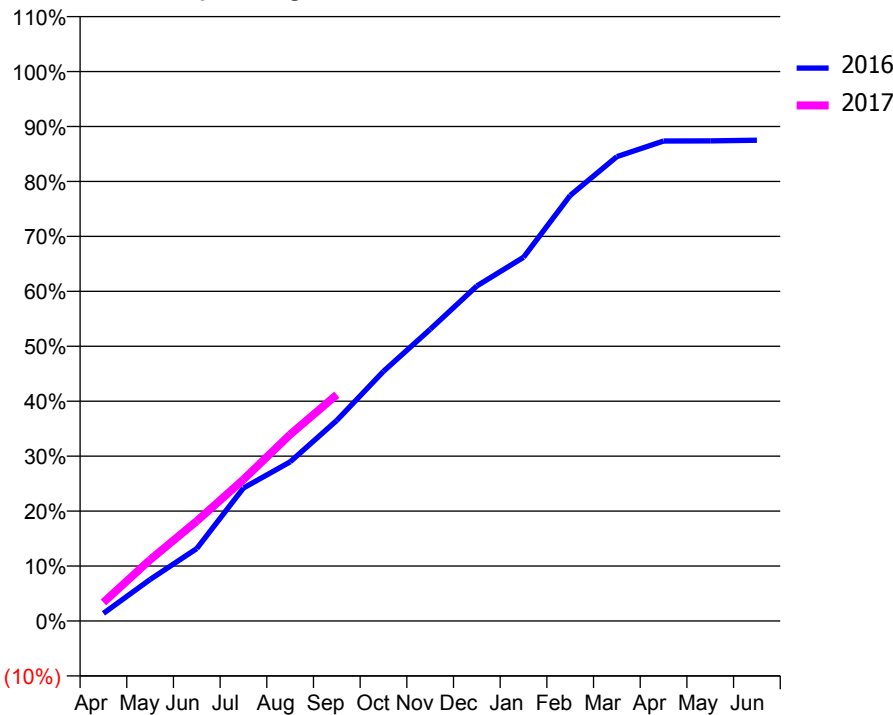
ACCESS*

Patients seen in 24 months	Total	Change since previous quarter
Quarter ending September 2015	11,223	
Quarter ending December 2015	11,202	→
Quarter ending March 2016	11,152	→
Quarter ending June 2016	11,131	→
Quarter ending September 2016	11,070	→
Variance since September 2015	(1.4%)	↓



ACTIVITY

Cumulative percentage of contracted UDA delivered 2016 & 2017



Month	Adjusted Scheduled Activity (UDA)	
	2016	2017
April	452	1,051
May	2,458	3,454
June	4,286	5,641
July	7,864	7,988
August	9,411	10,523
September	11,864	12,770
October	14,767	
November	17,254	
December	19,815	
January	21,510	
February	25,170	
March	27,465	
April	28,387	
May	28,394	
June	28,436	

QUALITY

	Quantity	Base Number	Contract	AT	Region	England
% of FP17s for the same patient ID Re-attending within 3 months - Children	219	3,058	7.2%	9.9%	12.0%	12.4%
% of FP17s for the same patient ID Re-attending within 3 months - Adults	602	5,570	10.8%	14.7%	15.9%	16.7%
% of FP17s for the same patient ID Re-attending between 3 & 9 months - Children	2,071	3,058	67.7%	61.1%	58.6%	57.4%
% of FP17s for the same patient ID Re-attending between 3 & 9 months - Adults	3,470	5,570	62.3%	53.6%	51.6%	50.5%
% of FP17s for Band 1 Urgent Courses	308	7,429	4.1%	7.3%	8.0%	9.1%
% of FP17s Relating to Free Repair or Replacements	95	7,429	1.3%	0.8%	0.8%	0.8%
% of FP17s Relating to Continuations	67	7,429	0.9%	1.3%	1.3%	1.3%
% of Patients satisfied with the dentistry they have received	7	10	70.0%	93.2%	93.1%	93.2%
% of Patients satisfied with the time they had to wait for an appointment	8	10	80.0%	89.8%	89.1%	89.0%

* This is based on patients treated on this contract for their most recent course of treatment. Figures in italics indicate the base number of FP17s or Patient Questionnaire responses are less than 100. N/A is shown where the base number of responses is less than 10 during the period. % is calculated as Quantity/Base number*100

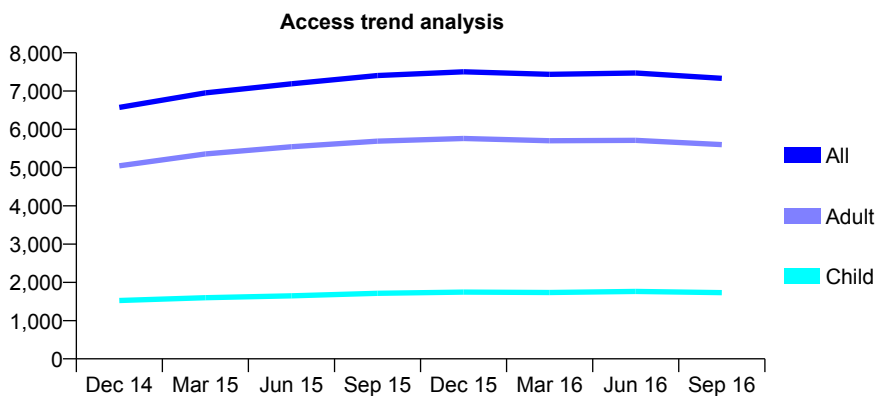
Q59 - Vital Signs At a Glance Contract Report for 156132/0001 - September 2016

Name or company name	S Lidder & S Chahal T/A Lutterworth DP
Contract type name	GDS Contract
Purpose of contract	General
Contract start date	01/08/2013
Contract end date	

16/17 Contracted general activity (UDA)	14,326
Carry forward general activity (UDA)	-367
16/17 Contracted orthodontic activity (UOA)	0
Carry forward orthodontic activity (UOA)	0
Baseline contract value	£319,730.28

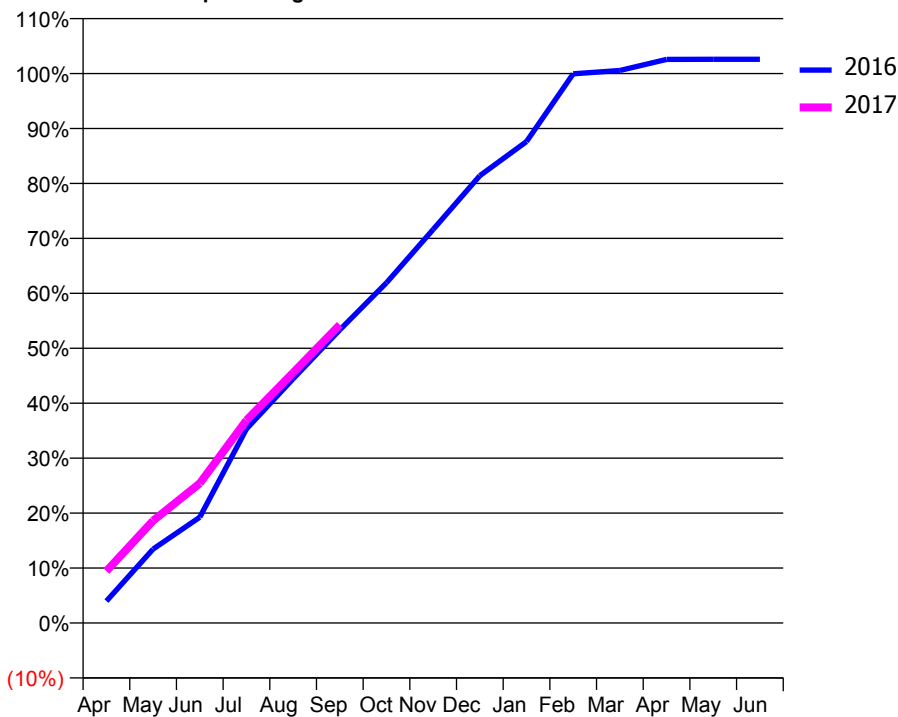
ACCESS*

Patients seen in 24 months	Total	Change since previous quarter
Quarter ending September 2015	7,406	
Quarter ending December 2015	7,504	→
Quarter ending March 2016	7,436	→
Quarter ending June 2016	7,473	→
Quarter ending September 2016	7,331	↓
Variance since September 2015	(1.0%)	↓



ACTIVITY

Cumulative percentage of contracted UDA delivered 2016 & 2017



Month	Adjusted Scheduled Activity (UDA)	
	2016	2017
April	732	1,355
May	2,465	2,669
June	3,527	3,642
July	6,474	5,285
August	8,144	6,527
September	9,775	7,775
October	11,348	
November	13,127	
December	14,920	
January	16,058	
February	18,313	
March	18,428	
April	18,796	
May	18,800	
June	18,800	

QUALITY

	Quantity	Base Number	Contract	AT	Region	England
% of FP17s for the same patient ID Re-attending within 3 months - Children	74	1,409	5.3%	9.9%	12.0%	12.4%
% of FP17s for the same patient ID Re-attending within 3 months - Adults	474	3,349	14.2%	14.7%	15.9%	16.7%
% of FP17s for the same patient ID Re-attending between 3 & 9 months - Children	944	1,409	67.0%	61.1%	58.6%	57.4%
% of FP17s for the same patient ID Re-attending between 3 & 9 months - Adults	1,494	3,349	44.6%	53.6%	51.6%	50.5%
% of FP17s for Band 1 Urgent Courses	363	4,513	8.0%	7.3%	8.0%	9.1%
% of FP17s Relating to Free Repair or Replacements	49	4,513	1.1%	0.8%	0.8%	0.8%
% of FP17s Relating to Continuations	13	4,513	0.3%	1.3%	1.3%	1.3%
% of Patients satisfied with the dentistry they have received	7	7	N/A	93.2%	93.1%	93.2%
% of Patients satisfied with the time they had to wait for an appointment	6	7	N/A	89.8%	89.1%	89.0%

* This is based on patients treated on this contract for their most recent course of treatment. Figures in italics indicate the base number of FP17s or Patient Questionnaire responses are less than 100. N/A is shown where the base number of responses is less than 10 during the period. % is calculated as Quantity/Base number*100

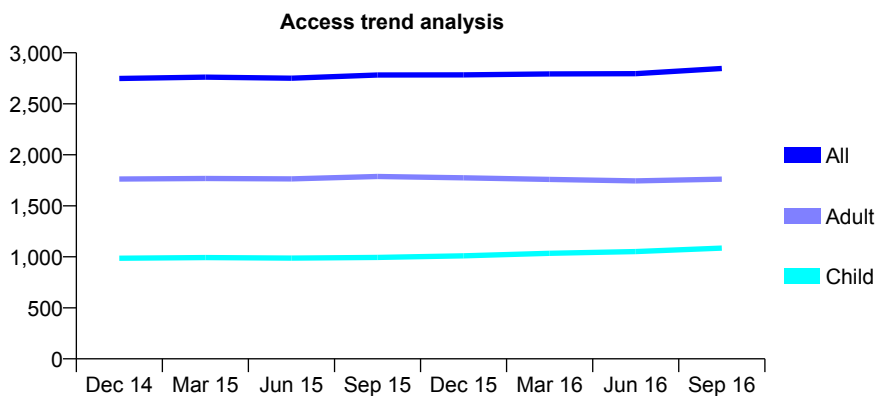
Q59 - Vital Signs At a Glance Contract Report for 157813/0001 - September 2016

Name or company name	H.S. Virdee (Home Farm) Ltd.
Contract type name	GDS Contract
Purpose of contract	General and Orthodontic
Contract start date	01/09/2009
Contract end date	

16/17 Contracted general activity (UDA)	8,251
Carry forward general activity (UDA)	-136
16/17 Contracted orthodontic activity (UOA)	125
Carry forward orthodontic activity (UOA)	0
Baseline contract value	£216,160.92

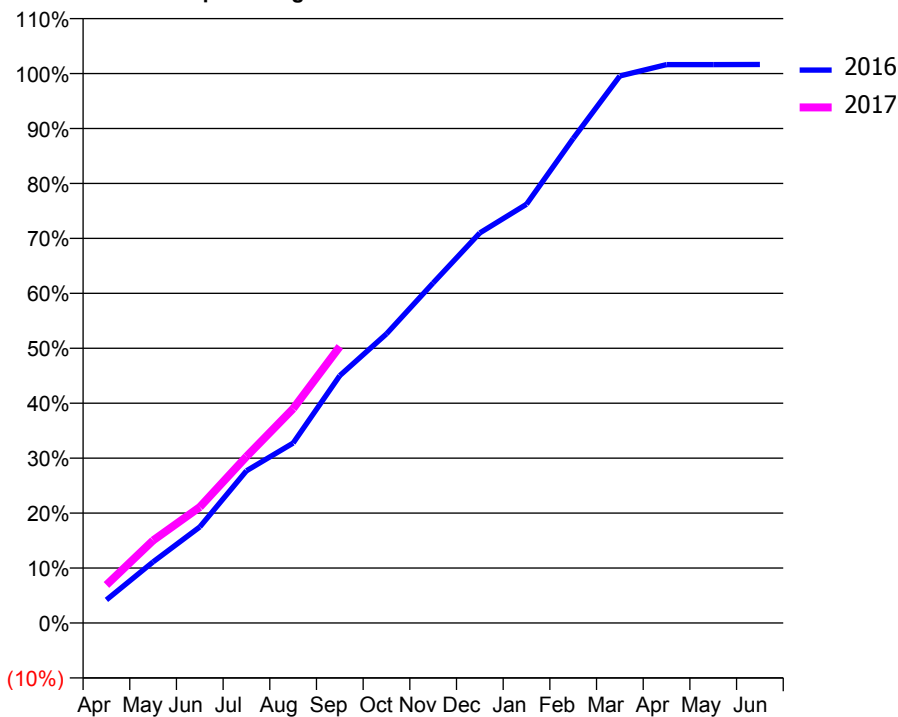
ACCESS*

Patients seen in 24 months	Total	Change since previous quarter
Quarter ending September 2015	2,782	
Quarter ending December 2015	2,784	→
Quarter ending March 2016	2,793	→
Quarter ending June 2016	2,796	→
Quarter ending September 2016	2,847	→
Variance since September 2015	2.3%	↑



ACTIVITY

Cumulative percentage of contracted UDA delivered 2016 & 2017



Month	Adjusted Scheduled Activity (UDA)	
	2016	2017
April	348	572
May	918	1,241
June	1,442	1,742
July	2,285	2,501
August	2,701	3,219
September	3,715	4,152
October	4,342	
November	5,106	
December	5,858	
January	6,288	
February	7,276	
March	8,215	
April	8,384	
May	8,384	
June	8,387	

QUALITY

	Quantity	Base Number	Contract	AT	Region	England
% of FP17s for the same patient ID Re-attending within 3 months - Children	37	638	5.8%	9.9%	12.0%	12.4%
% of FP17s for the same patient ID Re-attending within 3 months - Adults	111	981	11.3%	14.7%	15.9%	16.7%
% of FP17s for the same patient ID Re-attending between 3 & 9 months - Children	275	638	43.1%	61.1%	58.6%	57.4%
% of FP17s for the same patient ID Re-attending between 3 & 9 months - Adults	432	981	44.0%	53.6%	51.6%	50.5%
% of FP17s for Band 1 Urgent Courses	43	1,291	3.3%	7.3%	8.0%	9.1%
% of FP17s Relating to Free Repair or Replacements	5	1,291	0.4%	0.8%	0.8%	0.8%
% of FP17s Relating to Continuations	25	1,291	1.9%	1.3%	1.3%	1.3%
% of Patients satisfied with the dentistry they have received	0	1	N/A	93.2%	93.1%	93.2%
% of Patients satisfied with the time they had to wait for an appointment	1	1	N/A	89.8%	89.1%	89.0%

* This is based on patients treated on this contract for their most recent course of treatment. Figures in italics indicate the base number of FP17s or Patient Questionnaire responses are less than 100. N/A is shown where the base number of responses is less than 10 during the period. % is calculated as Quantity/Base number*100

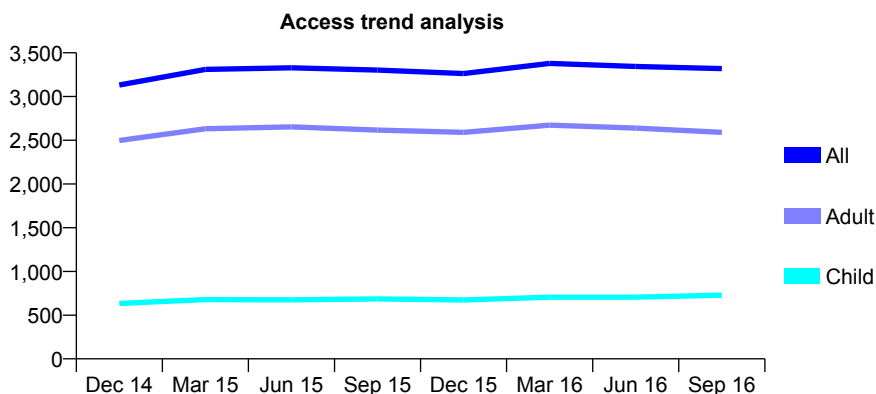
Q59 - Vital Signs At a Glance Contract Report for 159212/0001 - September 2016

Name or company name	J Ahmad, M Hallen, A Persson & A Alfreds
Contract type name	GDS Contract
Purpose of contract	General
Contract start date	05/10/2009
Contract end date	

16/17 Contracted general activity (UDA)	9,188
Carry forward general activity (UDA)	0
16/17 Contracted orthodontic activity (UOA)	0
Carry forward orthodontic activity (UOA)	0
Baseline contract value	£230,196.82

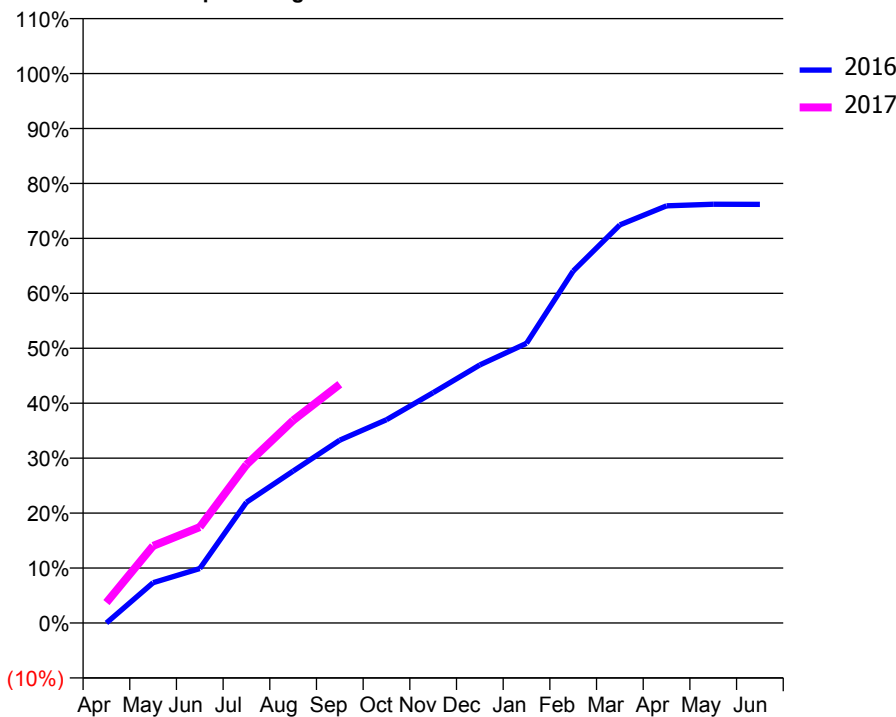
ACCESS*

Patients seen in 24 months	Total	Change since previous quarter
Quarter ending September 2015	3,302	
Quarter ending December 2015	3,263	↓
Quarter ending March 2016	3,378	↑
Quarter ending June 2016	3,344	↓
Quarter ending September 2016	3,319	→
Variance since September 2015	0.5%	→



ACTIVITY

Cumulative percentage of contracted UDA delivered 2016 & 2017



Adjusted Scheduled Activity (UDA)

Month	2016	2017
April	0	343
May	857	1,289
June	1,158	1,605
July	2,570	2,649
August	3,233	3,387
September	3,891	3,993
October	4,323	
November	4,899	
December	5,490	
January	5,950	
February	7,486	
March	8,468	
April	8,874	
May	8,906	
June	8,905	

QUALITY

	Quantity	Base Number	Contract	AT	Region	England
% of FP17s for the same patient ID Re-attending within 3 months - Children	34	566	6.0%	9.9%	12.0%	12.4%
% of FP17s for the same patient ID Re-attending within 3 months - Adults	228	1,842	12.4%	14.7%	15.9%	16.7%
% of FP17s for the same patient ID Re-attending between 3 & 9 months - Children	347	566	61.3%	61.1%	58.6%	57.4%
% of FP17s for the same patient ID Re-attending between 3 & 9 months - Adults	1,140	1,842	61.9%	53.6%	51.6%	50.5%
% of FP17s for Band 1 Urgent Courses	104	2,160	4.8%	7.3%	8.0%	9.1%
% of FP17s Relating to Free Repair or Replacements	20	2,160	0.9%	0.8%	0.8%	0.8%
% of FP17s Relating to Continuations	39	2,160	1.8%	1.3%	1.3%	1.3%
% of Patients satisfied with the dentistry they have received	1	1	N/A	93.2%	93.1%	93.2%
% of Patients satisfied with the time they had to wait for an appointment	1	1	N/A	89.8%	89.1%	89.0%

* This is based on patients treated on this contract for their most recent course of treatment. Figures in italics indicate the base number of FP17s or Patient Questionnaire responses are less than 100. N/A is shown where the base number of responses is less than 10 during the period. % is calculated as Quantity/Base number*100

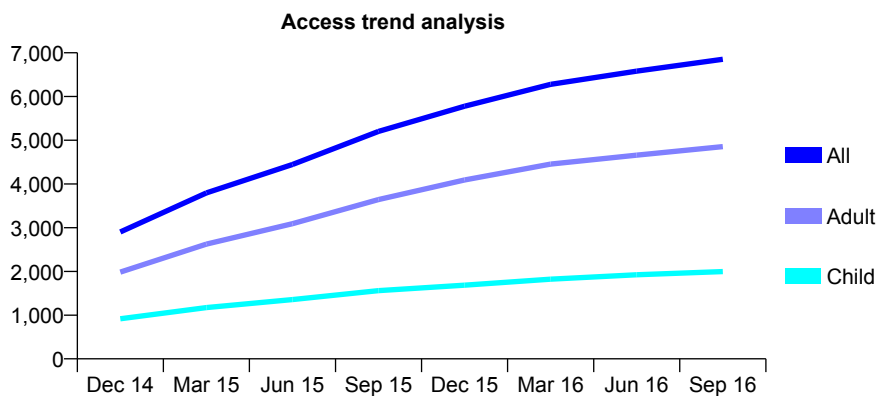
Q59 - Vital Signs At a Glance Contract Report for 160652/0001 - September 2016

Name or company name	Carillon Dental Care Limited
Contract type name	Pilot Contract
Purpose of contract	General
Contract start date	01/05/2014
Contract end date	

16/17 Contracted general activity (UDA)	21,417
Carry forward general activity (UDA)	0
16/17 Contracted orthodontic activity (UOA)	0
Carry forward orthodontic activity (UOA)	0
Baseline contract value	£548,639.43

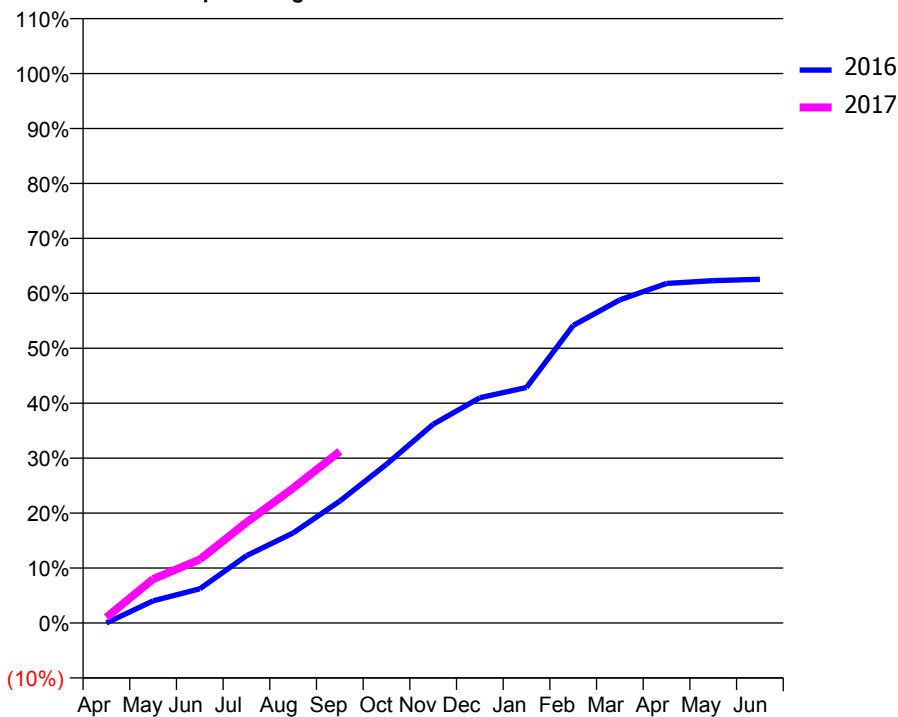
ACCESS*

Patients seen in 24 months	Total	Change since previous quarter
Quarter ending September 2015	5,203	
Quarter ending December 2015	5,778	↑
Quarter ending March 2016	6,279	↑
Quarter ending June 2016	6,582	↑
Quarter ending September 2016	6,851	↑
Variance since September 2015	31.7%	↑



ACTIVITY

Cumulative percentage of contracted UDA delivered 2016 & 2017



Adjusted Scheduled Activity (UDA)

Month	2016	2017
April	0	220
May	866	1,714
June	1,335	2,474
July	2,623	3,921
August	3,510	5,257
September	4,754	6,693
October	6,189	
November	7,748	
December	8,781	
January	9,179	
February	11,596	
March	12,594	
April	13,233	
May	13,345	
June	13,396	

QUALITY

	Quantity	Base Number	Contract	AT	Region	England
% of FP17s for the same patient ID Re-attending within 3 months - Children	79	1,343	5.9%	9.9%	12.0%	12.4%
% of FP17s for the same patient ID Re-attending within 3 months - Adults	299	2,484	12.0%	14.7%	15.9%	16.7%
% of FP17s for the same patient ID Re-attending between 3 & 9 months - Children	631	1,343	47.0%	61.1%	58.6%	57.4%
% of FP17s for the same patient ID Re-attending between 3 & 9 months - Adults	780	2,484	31.4%	53.6%	51.6%	50.5%
% of FP17s for Band 1 Urgent Courses	148	3,311	4.5%	7.3%	8.0%	9.1%
% of FP17s Relating to Free Repair or Replacements	25	3,311	0.8%	0.8%	0.8%	0.8%
% of FP17s Relating to Continuations	25	3,311	0.8%	1.3%	1.3%	1.3%
% of Patients satisfied with the dentistry they have received	2	2	N/A	93.2%	93.1%	93.2%
% of Patients satisfied with the time they had to wait for an appointment	1	2	N/A	89.8%	89.1%	89.0%

* This is based on patients treated on this contract for their most recent course of treatment. Figures in italics indicate the base number of FP17s or Patient Questionnaire responses are less than 100. N/A is shown where the base number of responses is less than 10 during the period. % is calculated as Quantity/Base number*100

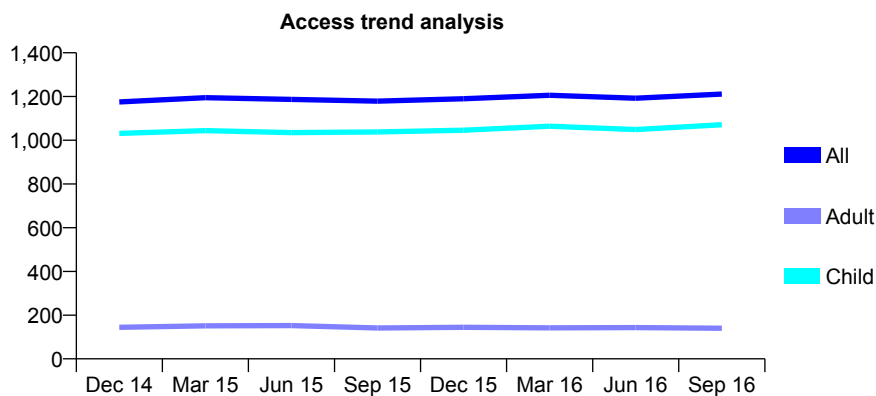
Q59 - Vital Signs At a Glance Contract Report for 161047/0001 - September 2016

Name or company name	Mr M Koria & Mrs S Moncur
Contract type name	GDS Contract
Purpose of contract	General
Contract start date	01/05/2012
Contract end date	

16/17 Contracted general activity (UDA)	2,950
Carry forward general activity (UDA)	69
16/17 Contracted orthodontic activity (UOA)	0
Carry forward orthodontic activity (UOA)	0
Baseline contract value	£67,968.40

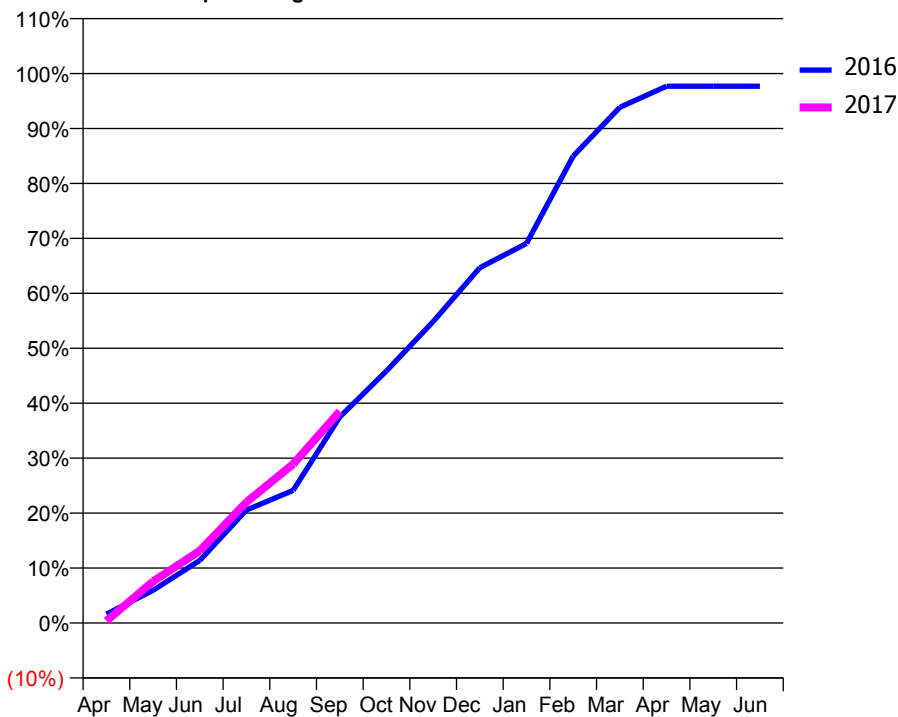
ACCESS*

Patients seen in 24 months	Total	Change since previous quarter
Quarter ending September 2015	1,179	
Quarter ending December 2015	1,190	→
Quarter ending March 2016	1,206	→
Quarter ending June 2016	1,192	↓
Quarter ending September 2016	1,211	→
Variance since September 2015	2.7%	↑



ACTIVITY

Cumulative percentage of contracted UDA delivered 2016 & 2017



Month	Adjusted Scheduled Activity (UDA)	
	2016	2017
April	47	11
May	175	223
June	336	387
July	607	649
August	712	853
September	1,106	1,136
October	1,353	
November	1,618	
December	1,908	
January	2,037	
February	2,507	
March	2,769	
April	2,881	
May	2,881	
June	2,881	

QUALITY

	Quantity	Base Number	Contract	AT	Region	England
% of FP17s for the same patient ID Re-attending within 3 months - Children	68	833	8.2%	9.9%	12.0%	12.4%
% of FP17s for the same patient ID Re-attending within 3 months - Adults	2	37	5.4%	14.7%	15.9%	16.7%
% of FP17s for the same patient ID Re-attending between 3 & 9 months - Children	585	833	70.2%	61.1%	58.6%	57.4%
% of FP17s for the same patient ID Re-attending between 3 & 9 months - Adults	29	37	78.4%	53.6%	51.6%	50.5%
% of FP17s for Band 1 Urgent Courses	36	807	4.5%	7.3%	8.0%	9.1%
% of FP17s Relating to Free Repair or Replacements	0	807	0.0%	0.8%	0.8%	0.8%
% of FP17s Relating to Continuations	8	807	1.0%	1.3%	1.3%	1.3%
% of Patients satisfied with the dentistry they have received	1	1	N/A	93.2%	93.1%	93.2%
% of Patients satisfied with the time they had to wait for an appointment	1	1	N/A	89.8%	89.1%	89.0%

* This is based on patients treated on this contract for their most recent course of treatment. Figures in italics indicate the base number of FP17s or Patient Questionnaire responses are less than 100. N/A is shown where the base number of responses is less than 10 during the period. % is calculated as Quantity/Base number*100

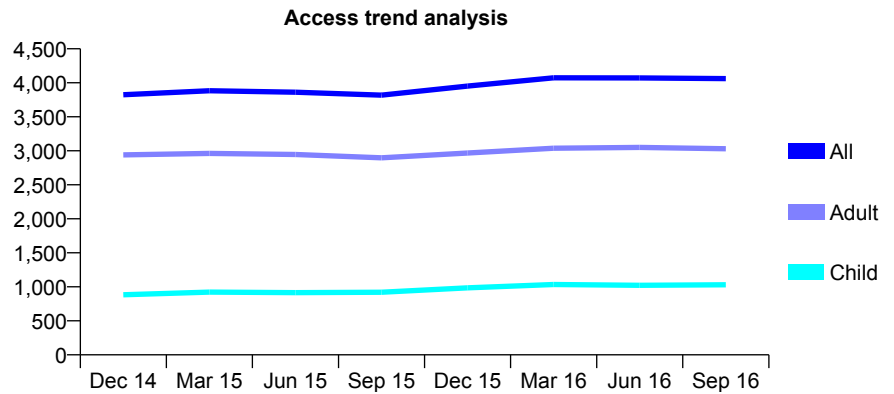
Q59 - Vital Signs At a Glance Contract Report for 161489/0001 - September 2016

Name or company name	Olive Tree Dental Practice Limited
Contract type name	GDS Contract
Purpose of contract	General
Contract start date	14/02/2012
Contract end date	

16/17 Contracted general activity (UDA)	11,510
Carry forward general activity (UDA)	340
16/17 Contracted orthodontic activity (UOA)	0
Carry forward orthodontic activity (UOA)	0
Baseline contract value	£238,719.28

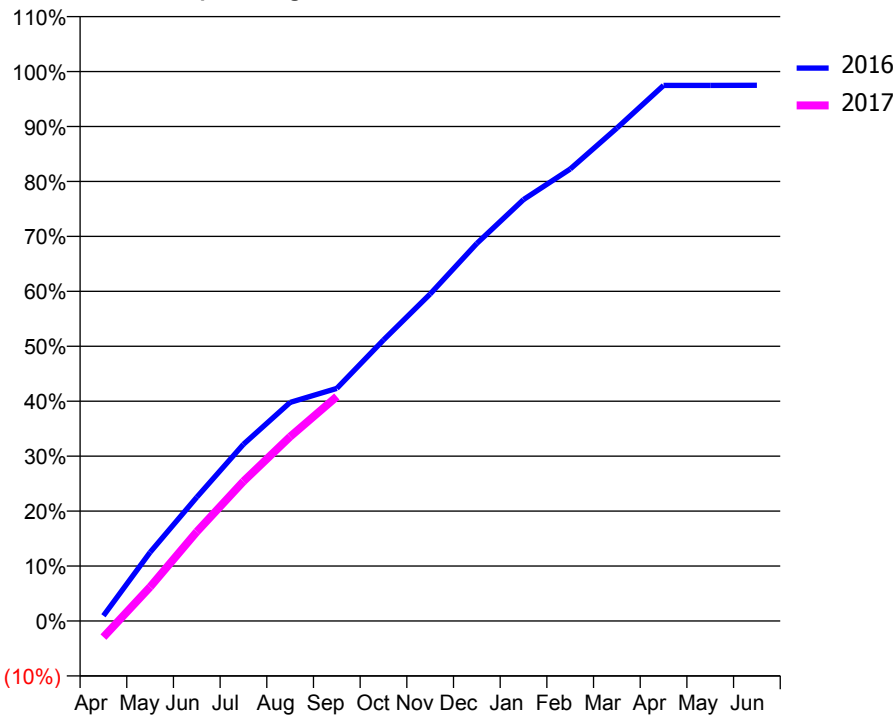
ACCESS*

Patients seen in 24 months	Total	Change since previous quarter
Quarter ending September 2015	3,818	
Quarter ending December 2015	3,952	↑
Quarter ending March 2016	4,073	↑
Quarter ending June 2016	4,072	→
Quarter ending September 2016	4,062	→
Variance since September 2015	6.4%	↑



ACTIVITY

Cumulative percentage of contracted UDA delivered 2016 & 2017



Month	Adjusted Scheduled Activity (UDA)	
	2016	2017
April	131	-340
May	1,689	714
June	3,044	1,871
July	4,345	2,926
August	5,374	3,861
September	5,719	4,701
October	6,911	
November	8,041	
December	9,282	
January	10,361	
February	11,113	
March	12,120	
April	13,169	
May	13,169	
June	13,170	

QUALITY

	Quantity	Base Number	Contract	AT	Region	England
% of FP17s for the same patient ID Re-attending within 3 months - Children	46	693	6.6%	9.9%	12.0%	12.4%
% of FP17s for the same patient ID Re-attending within 3 months - Adults	359	2,377	15.1%	14.7%	15.9%	16.7%
% of FP17s for the same patient ID Re-attending between 3 & 9 months - Children	444	693	64.1%	61.1%	58.6%	57.4%
% of FP17s for the same patient ID Re-attending between 3 & 9 months - Adults	1,479	2,377	62.2%	53.6%	51.6%	50.5%
% of FP17s for Band 1 Urgent Courses	90	2,547	3.5%	7.3%	8.0%	9.1%
% of FP17s Relating to Free Repair or Replacements	48	2,547	1.9%	0.8%	0.8%	0.8%
% of FP17s Relating to Continuations	48	2,547	1.9%	1.3%	1.3%	1.3%
% of Patients satisfied with the dentistry they have received	6	8	N/A	93.2%	93.1%	93.2%
% of Patients satisfied with the time they had to wait for an appointment	7	8	N/A	89.8%	89.1%	89.0%

* This is based on patients treated on this contract for their most recent course of treatment. Figures in italics indicate the base number of FP17s or Patient Questionnaire responses are less than 100. N/A is shown where the base number of responses is less than 10 during the period. % is calculated as Quantity/Base number*100

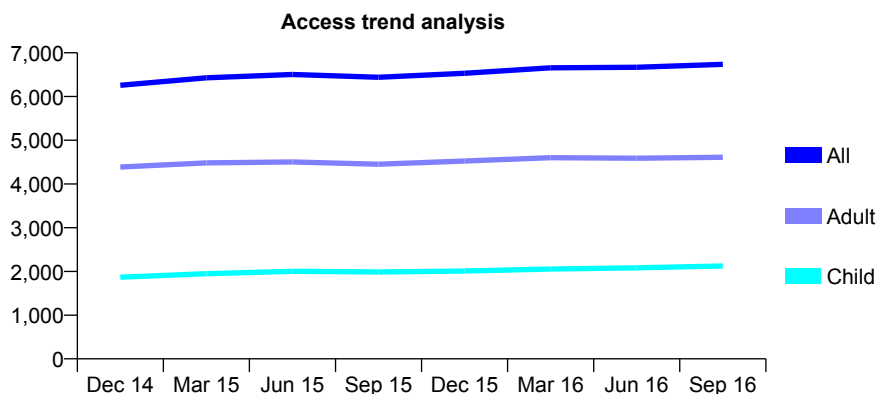
Q59 - Vital Signs At a Glance Contract Report for 162078/0001 - September 2016

Name or company name	Dr Hindocha Ltd.
Contract type name	GDS Contract
Purpose of contract	General
Contract start date	01/05/2007
Contract end date	

16/17 Contracted general activity (UDA)	15,789
Carry forward general activity (UDA)	0
16/17 Contracted orthodontic activity (UOA)	0
Carry forward orthodontic activity (UOA)	0
Baseline contract value	£406,315.35

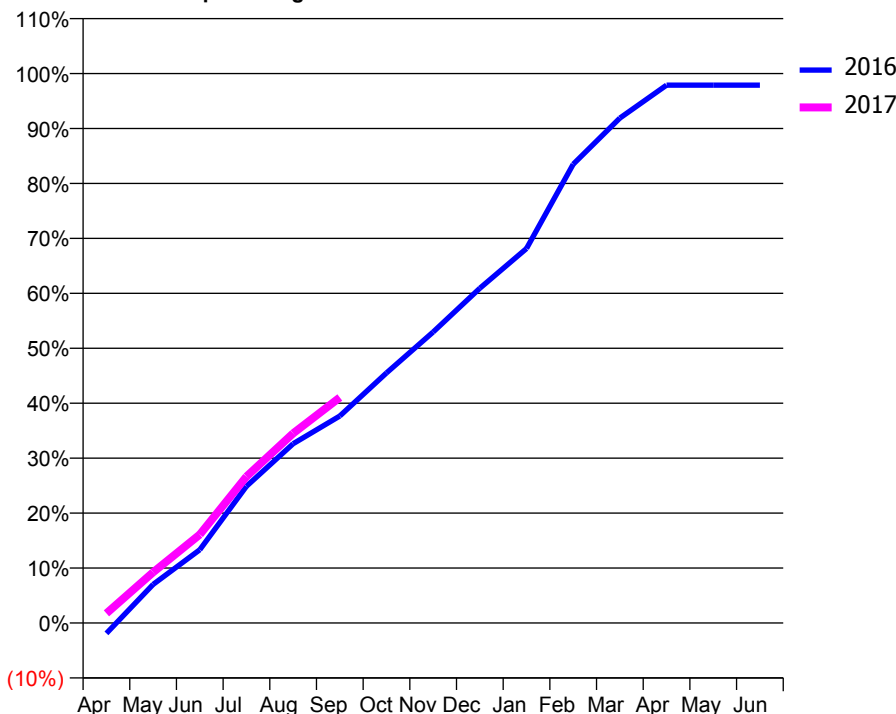
ACCESS*

Patients seen in 24 months	Total	Change since previous quarter
Quarter ending September 2015	6,441	
Quarter ending December 2015	6,533	→
Quarter ending March 2016	6,656	→
Quarter ending June 2016	6,670	→
Quarter ending September 2016	6,735	→
Variance since September 2015	4.6%	↑



ACTIVITY

Cumulative percentage of contracted UDA delivered 2016 & 2017



Month	Adjusted Scheduled Activity (UDA)	
	2016	2017
April	-329	276
May	1,214	1,459
June	2,304	2,542
July	4,301	4,210
August	5,642	5,451
September	6,512	6,479
October	7,869	
November	9,155	
December	10,532	
January	11,782	
February	14,433	
March	15,886	
April	16,922	
May	16,922	
June	16,922	

QUALITY

	Quantity	Base Number	Contract	AT	Region	England
% of FP17s for the same patient ID Re-attending within 3 months - Children	60	960	6.3%	9.9%	12.0%	12.4%
% of FP17s for the same patient ID Re-attending within 3 months - Adults	276	1,993	13.8%	14.7%	15.9%	16.7%
% of FP17s for the same patient ID Re-attending between 3 & 9 months - Children	278	960	29.0%	61.1%	58.6%	57.4%
% of FP17s for the same patient ID Re-attending between 3 & 9 months - Adults	568	1,993	28.5%	53.6%	51.6%	50.5%
% of FP17s for Band 1 Urgent Courses	371	2,576	14.4%	7.3%	8.0%	9.1%
% of FP17s Relating to Free Repair or Replacements	26	2,576	1.0%	0.8%	0.8%	0.8%
% of FP17s Relating to Continuations	36	2,576	1.4%	1.3%	1.3%	1.3%
% of Patients satisfied with the dentistry they have received	1	1	N/A	93.2%	93.1%	93.2%
% of Patients satisfied with the time they had to wait for an appointment	1	1	N/A	89.8%	89.1%	89.0%

* This is based on patients treated on this contract for their most recent course of treatment. Figures in italics indicate the base number of FP17s or Patient Questionnaire responses are less than 100. N/A is shown where the base number of responses is less than 10 during the period. % is calculated as Quantity/Base number*100

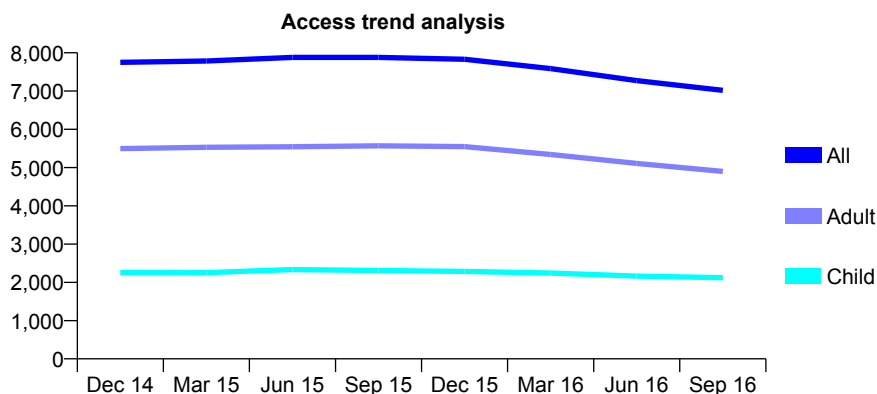
Q59 - Vital Signs At a Glance Contract Report for 162078/0002 - September 2016

Name or company name	Dr Hindocha Ltd.
Contract type name	GDS Contract
Purpose of contract	General
Contract start date	01/05/2007
Contract end date	

16/17 Contracted general activity (UDA)	19,476
Carry forward general activity (UDA)	709
16/17 Contracted orthodontic activity (UOA)	0
Carry forward orthodontic activity (UOA)	0
Baseline contract value	£504,851.41

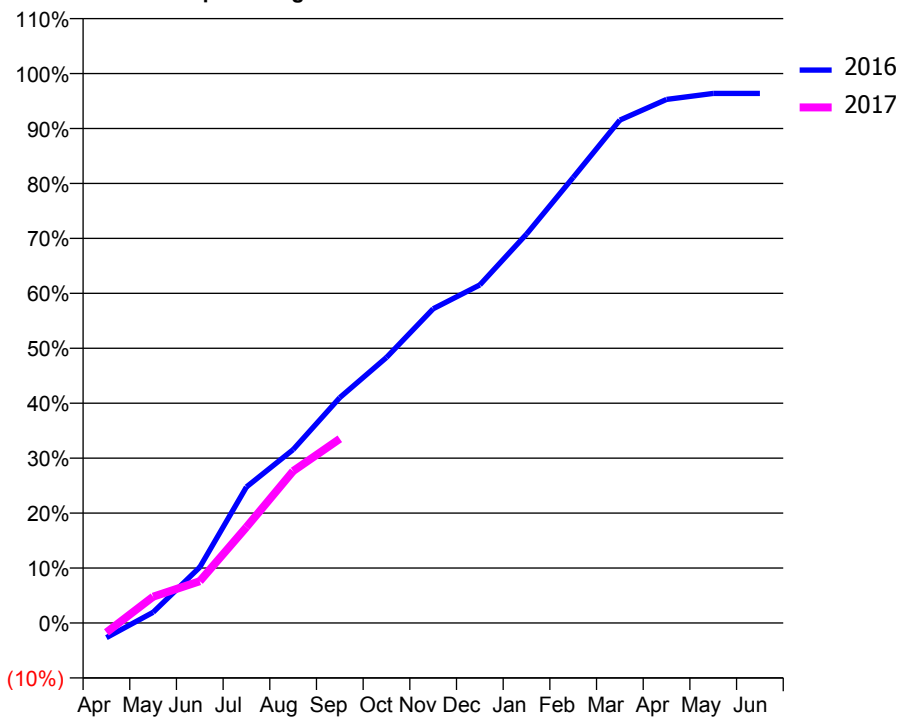
ACCESS*

Patients seen in 24 months	Total	Change since previous quarter
Quarter ending September 2015	7,880	
Quarter ending December 2015	7,832	→
Quarter ending March 2016	7,586	↓
Quarter ending June 2016	7,274	↓
Quarter ending September 2016	7,020	↓
Variance since September 2015	(10.9%)	↓



ACTIVITY

Cumulative percentage of contracted UDA delivered 2016 & 2017



Month	Adjusted Scheduled Activity (UDA)	
	2016	2017
April	-525	-337
May	385	933
June	1,993	1,481
July	4,861	3,399
August	6,196	5,387
September	8,051	6,529
October	9,485	
November	11,223	
December	12,077	
January	13,890	
February	15,914	
March	17,961	
April	18,703	
May	18,917	
June	18,917	

QUALITY

	Quantity	Base Number	Contract	AT	Region	England
% of FP17s for the same patient ID Re-attending within 3 months - Children	103	1,039	9.9%	9.9%	12.0%	12.4%
% of FP17s for the same patient ID Re-attending within 3 months - Adults	395	2,386	16.6%	14.7%	15.9%	16.7%
% of FP17s for the same patient ID Re-attending between 3 & 9 months - Children	427	1,039	41.1%	61.1%	58.6%	57.4%
% of FP17s for the same patient ID Re-attending between 3 & 9 months - Adults	867	2,386	36.3%	53.6%	51.6%	50.5%
% of FP17s for Band 1 Urgent Courses	644	3,007	21.4%	7.3%	8.0%	9.1%
% of FP17s Relating to Free Repair or Replacements	19	3,007	0.6%	0.8%	0.8%	0.8%
% of FP17s Relating to Continuations	50	3,007	1.7%	1.3%	1.3%	1.3%
% of Patients satisfied with the dentistry they have received	7	7	N/A	93.2%	93.1%	93.2%
% of Patients satisfied with the time they had to wait for an appointment	5	7	N/A	89.8%	89.1%	89.0%

* This is based on patients treated on this contract for their most recent course of treatment. Figures in italics indicate the base number of FP17s or Patient Questionnaire responses are less than 100. N/A is shown where the base number of responses is less than 10 during the period. % is calculated as Quantity/Base number*100

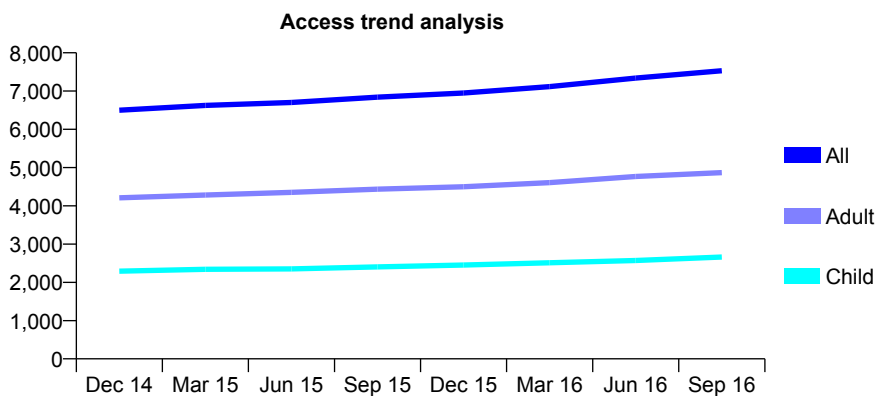
Q59 - Vital Signs At a Glance Contract Report for 162078/0003 - September 2016

Name or company name	Dr Hindocha Ltd.
Contract type name	GDS Contract
Purpose of contract	General
Contract start date	01/05/2007
Contract end date	

16/17 Contracted general activity (UDA)	17,811
Carry forward general activity (UDA)	-367
16/17 Contracted orthodontic activity (UOA)	0
Carry forward orthodontic activity (UOA)	0
Baseline contract value	£460,348.20

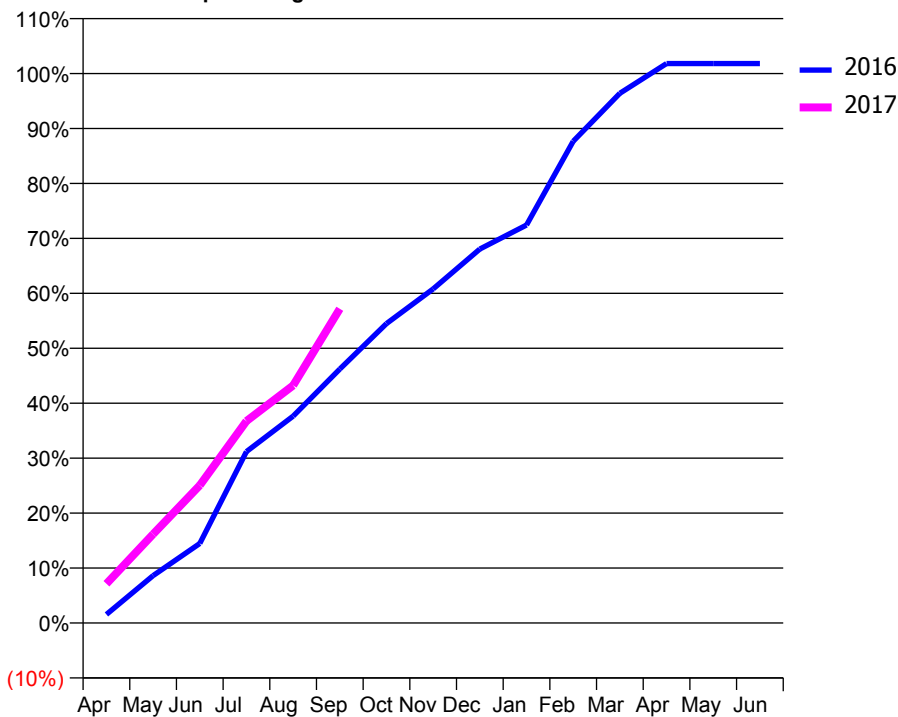
ACCESS*

Patients seen in 24 months	Total	Change since previous quarter
Quarter ending September 2015	6,841	
Quarter ending December 2015	6,949	→
Quarter ending March 2016	7,117	↑
Quarter ending June 2016	7,339	↑
Quarter ending September 2016	7,530	↑
Variance since September 2015	10.1%	↑



ACTIVITY

Cumulative percentage of contracted UDA delivered 2016 & 2017



Month	Adjusted Scheduled Activity (UDA)	
	2016	2017
April	319	1,272
May	1,750	2,881
June	2,941	4,462
July	6,334	6,546
August	7,645	7,698
September	9,386	10,187
October	11,068	
November	12,351	
December	13,821	
January	14,710	
February	17,804	
March	19,580	
April	20,677	
May	20,678	
June	20,678	

QUALITY

	Quantity	Base Number	Contract	AT	Region	England
% of FP17s for the same patient ID Re-attending within 3 months - Children	141	1,708	8.3%	9.9%	12.0%	12.4%
% of FP17s for the same patient ID Re-attending within 3 months - Adults	682	3,122	21.8%	14.7%	15.9%	16.7%
% of FP17s for the same patient ID Re-attending between 3 & 9 months - Children	617	1,708	36.1%	61.1%	58.6%	57.4%
% of FP17s for the same patient ID Re-attending between 3 & 9 months - Adults	892	3,122	28.6%	53.6%	51.6%	50.5%
% of FP17s for Band 1 Urgent Courses	624	4,379	14.2%	7.3%	8.0%	9.1%
% of FP17s Relating to Free Repair or Replacements	96	4,379	2.2%	0.8%	0.8%	0.8%
% of FP17s Relating to Continuations	38	4,379	0.9%	1.3%	1.3%	1.3%
% of Patients satisfied with the dentistry they have received	4	4	N/A	93.2%	93.1%	93.2%
% of Patients satisfied with the time they had to wait for an appointment	3	4	N/A	89.8%	89.1%	89.0%

* This is based on patients treated on this contract for their most recent course of treatment. Figures in italics indicate the base number of FP17s or Patient Questionnaire responses are less than 100. N/A is shown where the base number of responses is less than 10 during the period. % is calculated as Quantity/Base number*100

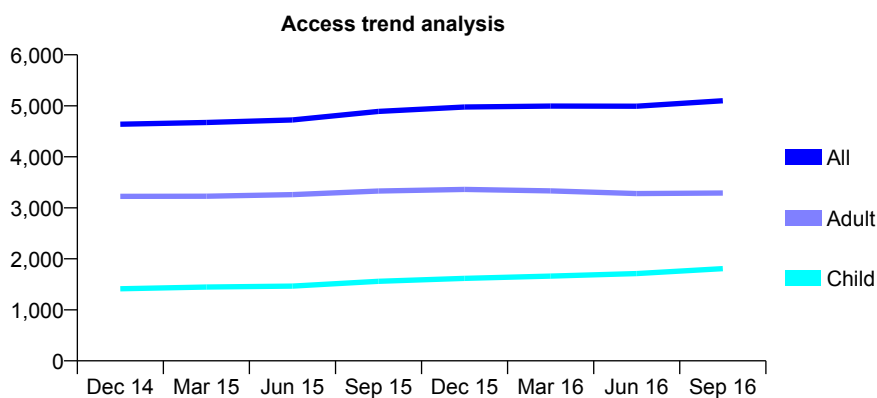
Q59 - Vital Signs At a Glance Contract Report for 162078/0004 - September 2016

Name or company name	Dr Hindocha Ltd.
Contract type name	GDS Contract
Purpose of contract	General
Contract start date	01/05/2007
Contract end date	

16/17 Contracted general activity (UDA)	11,036
Carry forward general activity (UDA)	100
16/17 Contracted orthodontic activity (UOA)	0
Carry forward orthodontic activity (UOA)	0
Baseline contract value	£259,634.72

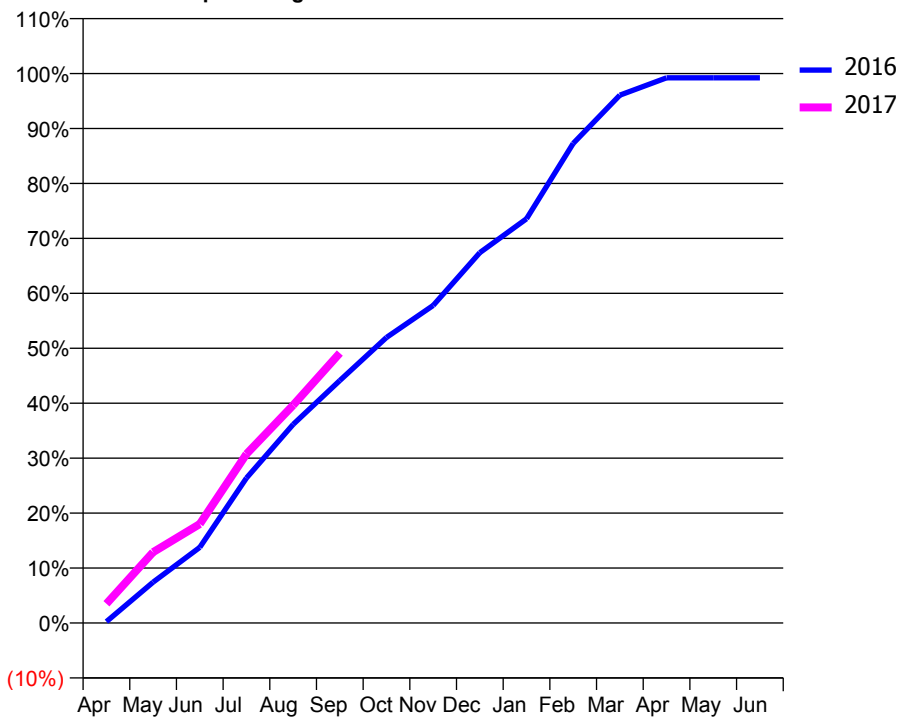
ACCESS*

Patients seen in 24 months	Total	Change since previous quarter
Quarter ending September 2015	4,889	
Quarter ending December 2015	4,977	→
Quarter ending March 2016	4,995	→
Quarter ending June 2016	4,992	→
Quarter ending September 2016	5,100	↑
Variance since September 2015	4.3%	↑



ACTIVITY

Cumulative percentage of contracted UDA delivered 2016 & 2017



Month	Adjusted Scheduled Activity (UDA)	
	2016	2017
April	31	388
May	934	1,423
June	1,725	1,989
July	3,309	3,393
August	4,531	4,376
September	5,533	5,423
October	6,514	
November	7,244	
December	8,449	
January	9,222	
February	10,940	
March	12,043	
April	12,436	
May	12,436	
June	12,436	

QUALITY

	Quantity	Base Number	Contract	AT	Region	England
% of FP17s for the same patient ID Re-attending within 3 months - Children	86	1,079	8.0%	9.9%	12.0%	12.4%
% of FP17s for the same patient ID Re-attending within 3 months - Adults	253	1,621	15.6%	14.7%	15.9%	16.7%
% of FP17s for the same patient ID Re-attending between 3 & 9 months - Children	366	1,079	33.9%	61.1%	58.6%	57.4%
% of FP17s for the same patient ID Re-attending between 3 & 9 months - Adults	506	1,621	31.2%	53.6%	51.6%	50.5%
% of FP17s for Band 1 Urgent Courses	260	2,539	10.2%	7.3%	8.0%	9.1%
% of FP17s Relating to Free Repair or Replacements	50	2,539	2.0%	0.8%	0.8%	0.8%
% of FP17s Relating to Continuations	52	2,539	2.0%	1.3%	1.3%	1.3%
% of Patients satisfied with the dentistry they have received	1	1	N/A	93.2%	93.1%	93.2%
% of Patients satisfied with the time they had to wait for an appointment	1	1	N/A	89.8%	89.1%	89.0%

* This is based on patients treated on this contract for their most recent course of treatment. Figures in italics indicate the base number of FP17s or Patient Questionnaire responses are less than 100. N/A is shown where the base number of responses is less than 10 during the period. % is calculated as Quantity/Base number*100

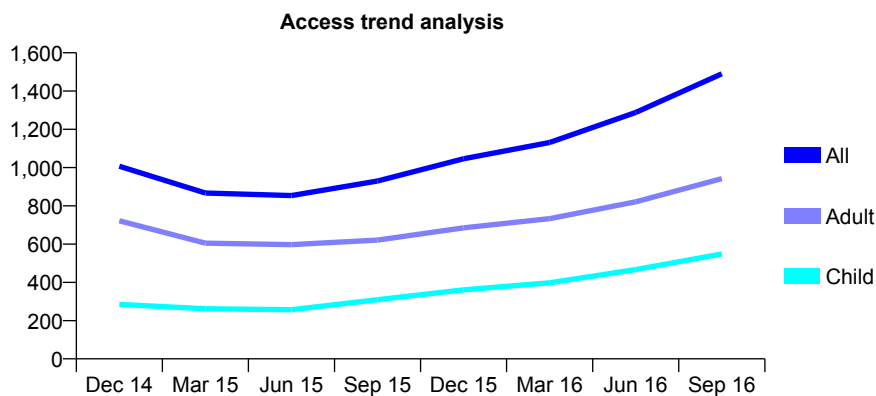
Q59 - Vital Signs At a Glance Contract Report for 162078/0008 - September 2016

Name or company name	Dr Hindocha Ltd.
Contract type name	PDS Plus Contract
Purpose of contract	General
Contract start date	24/01/2011
Contract end date	30/11/2016

16/17 Contracted general activity (UDA)	2,500
Carry forward general activity (UDA)	0
16/17 Contracted orthodontic activity (UOA)	0
Carry forward orthodontic activity (UOA)	0
Baseline contract value	£32,525.48

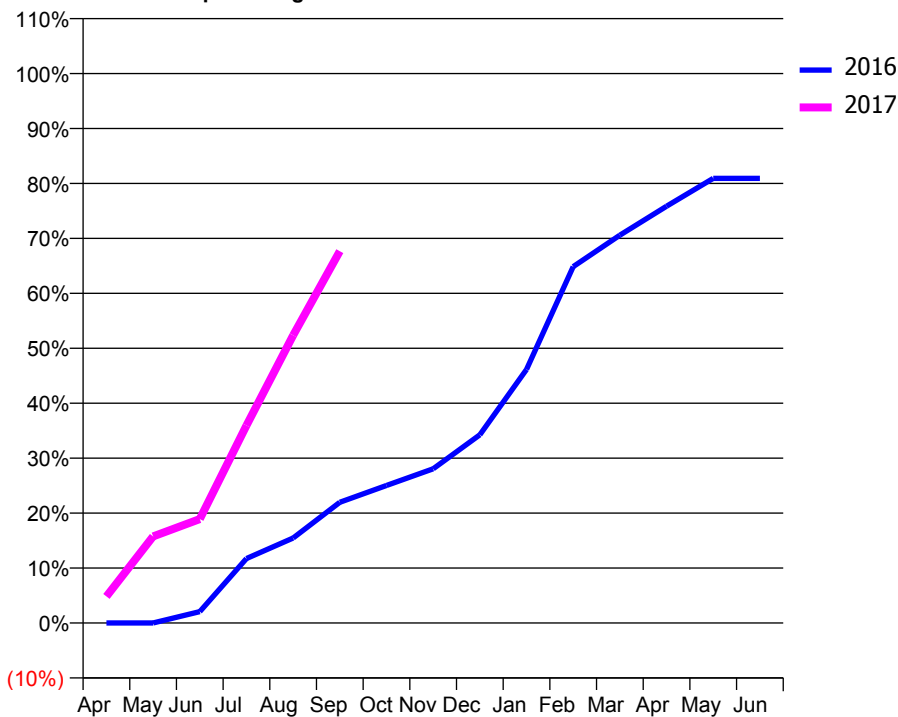
ACCESS*

Patients seen in 24 months	Total	Change since previous quarter
Quarter ending September 2015	930	
Quarter ending December 2015	1,046	↑
Quarter ending March 2016	1,131	↑
Quarter ending June 2016	1,288	↑
Quarter ending September 2016	1,490	↑
Variance since September 2015	60.2%	↑



ACTIVITY

Cumulative percentage of contracted UDA delivered 2016 & 2017



Month	Adjusted Scheduled Activity (UDA)	
	2016	2017
April	0	121
May	0	394
June	78	473
July	440	899
August	580	1,309
September	824	1,692
October	938	
November	1,052	
December	1,285	
January	1,730	
February	2,432	
March	2,647	
April	2,845	
May	3,035	
June	3,035	

QUALITY

	Quantity	Base Number	Contract	AT	Region	England
% of FP17s for the same patient ID Re-attending within 3 months - Children	16	304	5.3%	9.9%	12.0%	12.4%
% of FP17s for the same patient ID Re-attending within 3 months - Adults	36	451	8.0%	14.7%	15.9%	16.7%
% of FP17s for the same patient ID Re-attending between 3 & 9 months - Children	46	304	15.1%	61.1%	58.6%	57.4%
% of FP17s for the same patient ID Re-attending between 3 & 9 months - Adults	43	451	9.5%	53.6%	51.6%	50.5%
% of FP17s for Band 1 Urgent Courses	90	620	14.5%	7.3%	8.0%	9.1%
% of FP17s Relating to Free Repair or Replacements	3	620	0.5%	0.8%	0.8%	0.8%
% of FP17s Relating to Continuations	8	620	1.3%	1.3%	1.3%	1.3%
% of Patients satisfied with the dentistry they have received	9	10	90.0%	93.2%	93.1%	93.2%
% of Patients satisfied with the time they had to wait for an appointment	9	10	90.0%	89.8%	89.1%	89.0%

* This is based on patients treated on this contract for their most recent course of treatment. Figures in italics indicate the base number of FP17s or Patient Questionnaire responses are less than 100. N/A is shown where the base number of responses is less than 10 during the period. % is calculated as Quantity/Base number*100

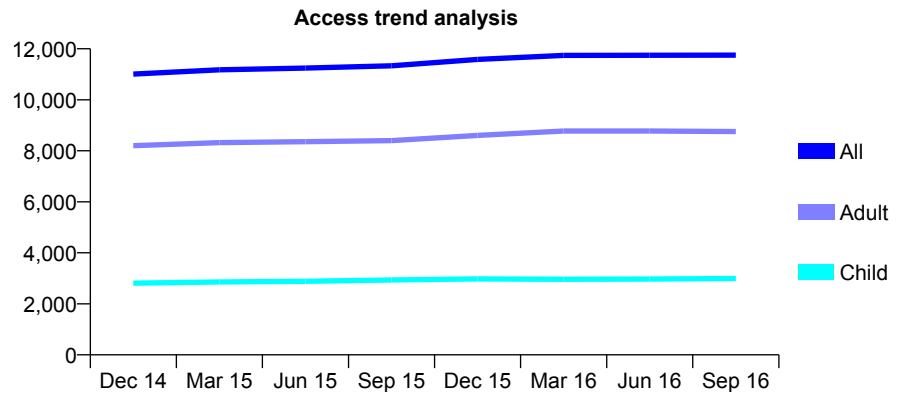
Q59 - Vital Signs At a Glance Contract Report for 164275/0001 - September 2016

Name or company name	Patel and Hanji
Contract type name	GDS Contract
Purpose of contract	General
Contract start date	01/02/2012
Contract end date	

16/17 Contracted general activity (UDA)	36,421
Carry forward general activity (UDA)	116
16/17 Contracted orthodontic activity (UOA)	0
Carry forward orthodontic activity (UOA)	0
Baseline contract value	£792,080.09

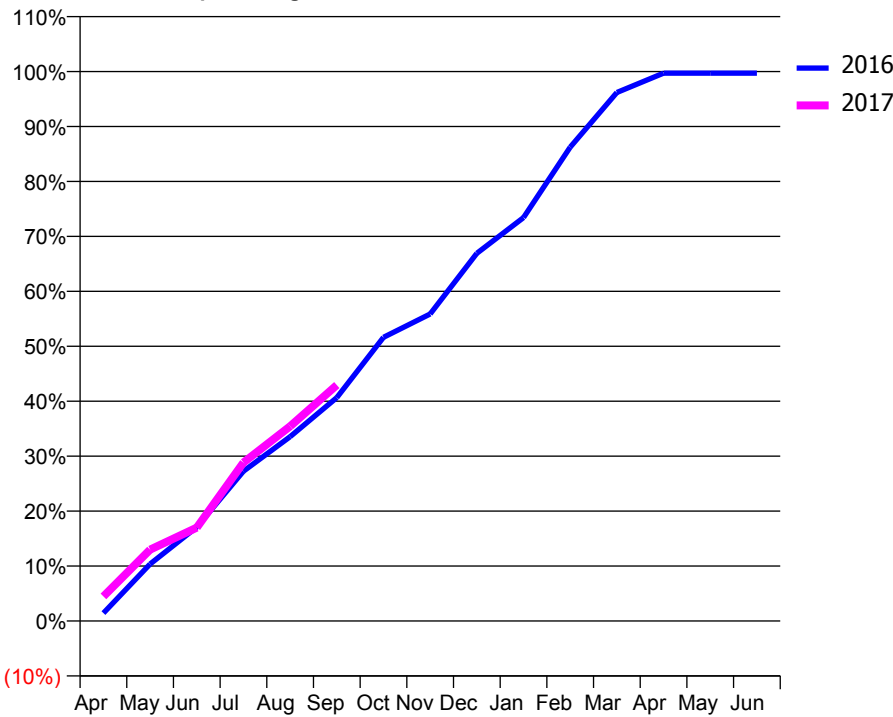
ACCESS*

Patients seen in 24 months	Total	Change since previous quarter
Quarter ending September 2015	11,332	
Quarter ending December 2015	11,582	↑
Quarter ending March 2016	11,739	→
Quarter ending June 2016	11,745	→
Quarter ending September 2016	11,754	→
Variance since September 2015	3.7%	↑



ACTIVITY

Cumulative percentage of contracted UDA delivered 2016 & 2017



Month	Adjusted Scheduled Activity (UDA)	
	2016	2017
April	567	1,626
May	4,089	4,730
June	6,744	6,193
July	10,751	10,507
August	13,221	12,907
September	16,024	15,643
October	20,354	
November	22,027	
December	26,377	
January	28,946	
February	33,992	
March	37,917	
April	39,307	
May	39,302	
June	39,305	

QUALITY

	Quantity	Base Number	Contract	AT	Region	England
% of FP17s for the same patient ID Re-attending within 3 months - Children	179	2,098	8.5%	9.9%	12.0%	12.4%
% of FP17s for the same patient ID Re-attending within 3 months - Adults	806	5,713	14.1%	14.7%	15.9%	16.7%
% of FP17s for the same patient ID Re-attending between 3 & 9 months - Children	1,230	2,098	58.6%	61.1%	58.6%	57.4%
% of FP17s for the same patient ID Re-attending between 3 & 9 months - Adults	3,321	5,713	58.1%	53.6%	51.6%	50.5%
% of FP17s for Band 1 Urgent Courses	680	7,194	9.5%	7.3%	8.0%	9.1%
% of FP17s Relating to Free Repair or Replacements	123	7,194	1.7%	0.8%	0.8%	0.8%
% of FP17s Relating to Continuations	65	7,194	0.9%	1.3%	1.3%	1.3%
% of Patients satisfied with the dentistry they have received	14	14	100.0%	93.2%	93.1%	93.2%
% of Patients satisfied with the time they had to wait for an appointment	12	14	85.7%	89.8%	89.1%	89.0%

* This is based on patients treated on this contract for their most recent course of treatment. Figures in italics indicate the base number of FP17s or Patient Questionnaire responses are less than 100. N/A is shown where the base number of responses is less than 10 during the period. % is calculated as Quantity/Base number*100

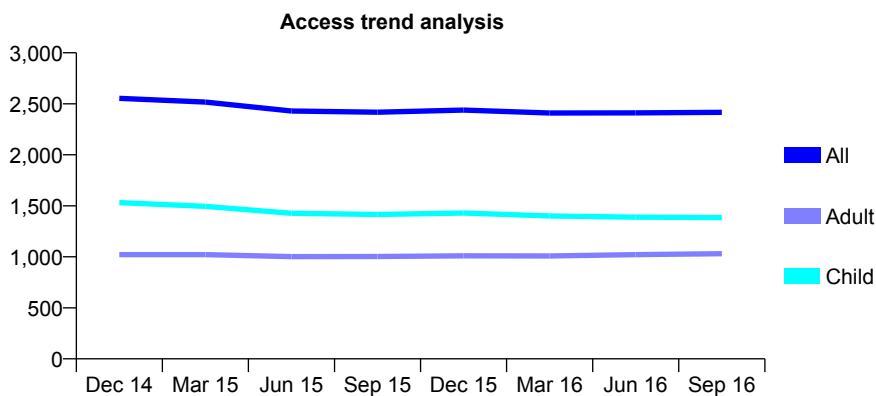
Q59 - Vital Signs At a Glance Contract Report for 166189/0001 - September 2016

Name or company name	Mr R Kidy & Ms P Sarna
Contract type name	GDS Contract
Purpose of contract	General and Orthodontic
Contract start date	01/04/2011
Contract end date	

16/17 Contracted general activity (UDA)	7,050
Carry forward general activity (UDA)	0
16/17 Contracted orthodontic activity (UOA)	4,200
Carry forward orthodontic activity (UOA)	0
Baseline contract value	£434,069.80

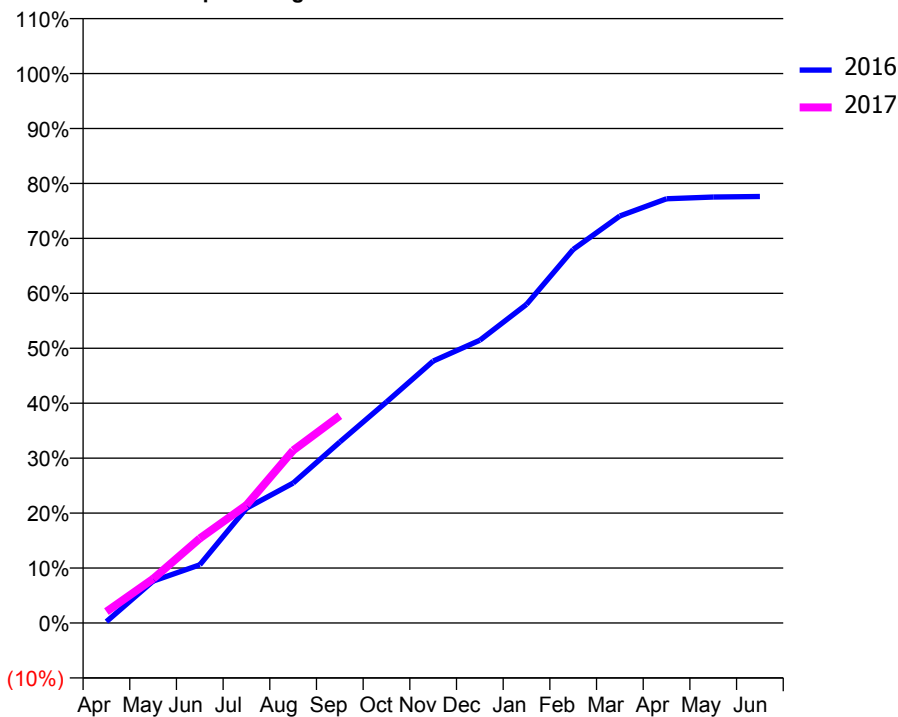
ACCESS*

Patients seen in 24 months	Total	Change since previous quarter
Quarter ending September 2015	2,418	
Quarter ending December 2015	2,439	→
Quarter ending March 2016	2,410	↓
Quarter ending June 2016	2,411	→
Quarter ending September 2016	2,416	→
Variance since September 2015	(0.1%)	→



ACTIVITY

Cumulative percentage of contracted UDA delivered 2016 & 2017



Month	Adjusted Scheduled Activity (UDA)	
	2016	2017
April	18	146
May	537	567
June	748	1,085
July	1,473	1,513
August	1,795	2,214
September	2,322	2,659
October	2,835	
November	3,361	
December	3,628	
January	4,088	
February	4,793	
March	5,223	
April	5,443	
May	5,465	
June	5,471	

QUALITY

	Quantity	Base Number	Contract	AT	Region	England
% of FP17s for the same patient ID Re-attending within 3 months - Children	110	1,532	7.2%	9.9%	12.0%	12.4%
% of FP17s for the same patient ID Re-attending within 3 months - Adults	112	762	14.7%	14.7%	15.9%	16.7%
% of FP17s for the same patient ID Re-attending between 3 & 9 months - Children	846	1,532	55.2%	61.1%	58.6%	57.4%
% of FP17s for the same patient ID Re-attending between 3 & 9 months - Adults	449	762	58.9%	53.6%	51.6%	50.5%
% of FP17s for Band 1 Urgent Courses	96	1,715	5.6%	7.3%	8.0%	9.1%
% of FP17s Relating to Free Repair or Replacements	11	1,715	0.6%	0.8%	0.8%	0.8%
% of FP17s Relating to Continuations	3	1,715	0.2%	1.3%	1.3%	1.3%
% of Patients satisfied with the dentistry they have received	2	2	N/A	93.2%	93.1%	93.2%
% of Patients satisfied with the time they had to wait for an appointment	2	2	N/A	89.8%	89.1%	89.0%

* This is based on patients treated on this contract for their most recent course of treatment. Figures in italics indicate the base number of FP17s or Patient Questionnaire responses are less than 100. N/A is shown where the base number of responses is less than 10 during the period. % is calculated as Quantity/Base number*100

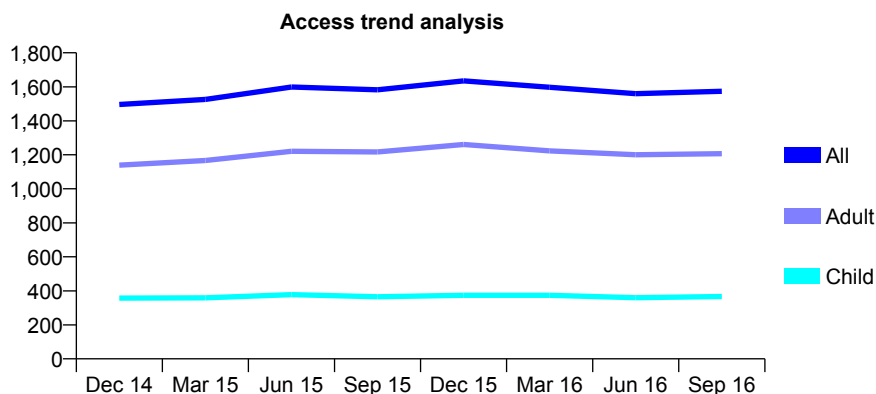
Q59 - Vital Signs At a Glance Contract Report for 166367/0001 - September 2016

Name or company name	Uppingham & Upperton Dental Practice Ltd
Contract type name	GDS Contract
Purpose of contract	General
Contract start date	07/09/2009
Contract end date	

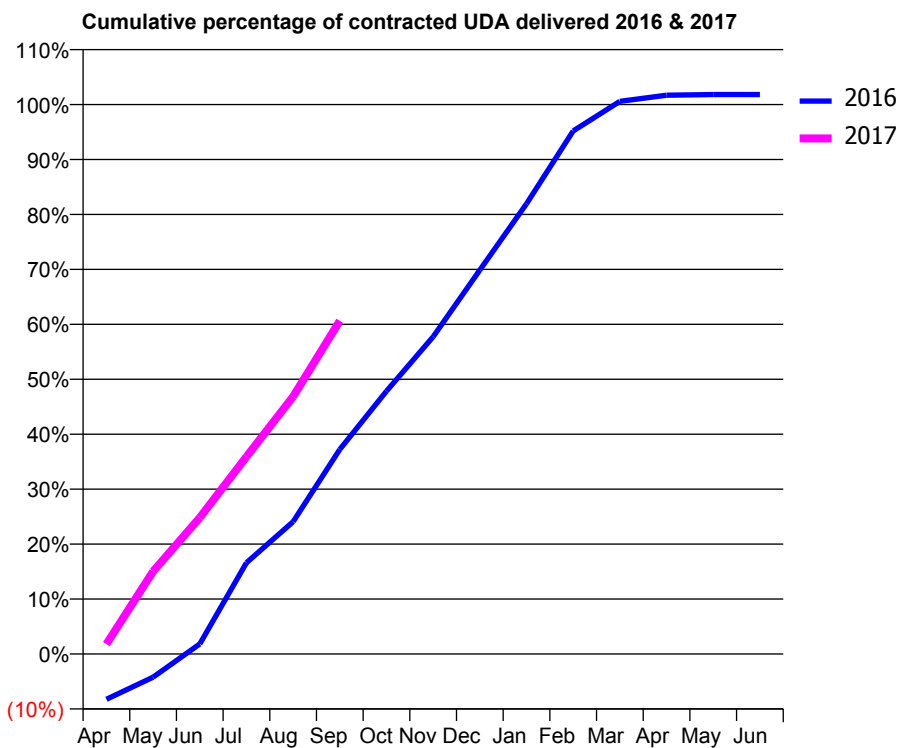
16/17 Contracted general activity (UDA)	3,816
Carry forward general activity (UDA)	-69
16/17 Contracted orthodontic activity (UOA)	0
Carry forward orthodontic activity (UOA)	0
Baseline contract value	£89,268.61

ACCESS*

Patients seen in 24 months	Total	Change since previous quarter
Quarter ending September 2015	1,582	
Quarter ending December 2015	1,635	↑
Quarter ending March 2016	1,597	↓
Quarter ending June 2016	1,560	↓
Quarter ending September 2016	1,574	→
Variance since September 2015	(0.5%)	→



ACTIVITY



Month	Adjusted Scheduled Activity (UDA)	
	2016	2017
April	-315	69
May	-162	573
June	70	947
July	634	1,370
August	919	1,787
September	1,421	2,314
October	1,825	
November	2,204	
December	2,667	
January	3,127	
February	3,632	
March	3,838	
April	3,880	
May	3,885	
June	3,885	

QUALITY

	Quantity	Base Number	Contract	AT	Region	England
% of FP17s for the same patient ID Re-attending within 3 months - Children	12	323	3.7%	9.9%	12.0%	12.4%
% of FP17s for the same patient ID Re-attending within 3 months - Adults	176	1,023	17.2%	14.7%	15.9%	16.7%
% of FP17s for the same patient ID Re-attending between 3 & 9 months - Children	252	323	78.0%	61.1%	58.6%	57.4%
% of FP17s for the same patient ID Re-attending between 3 & 9 months - Adults	614	1,023	60.0%	53.6%	51.6%	50.5%
% of FP17s for Band 1 Urgent Courses	145	1,321	11.0%	7.3%	8.0%	9.1%
% of FP17s Relating to Free Repair or Replacements	10	1,321	0.8%	0.8%	0.8%	0.8%
% of FP17s Relating to Continuations	4	1,321	0.3%	1.3%	1.3%	1.3%
% of Patients satisfied with the dentistry they have received	1	1	N/A	93.2%	93.1%	93.2%
% of Patients satisfied with the time they had to wait for an appointment	1	1	N/A	89.8%	89.1%	89.0%

* This is based on patients treated on this contract for their most recent course of treatment. Figures in italics indicate the base number of FP17s or Patient Questionnaire responses are less than 100. N/A is shown where the base number of responses is less than 10 during the period. % is calculated as Quantity/Base number*100

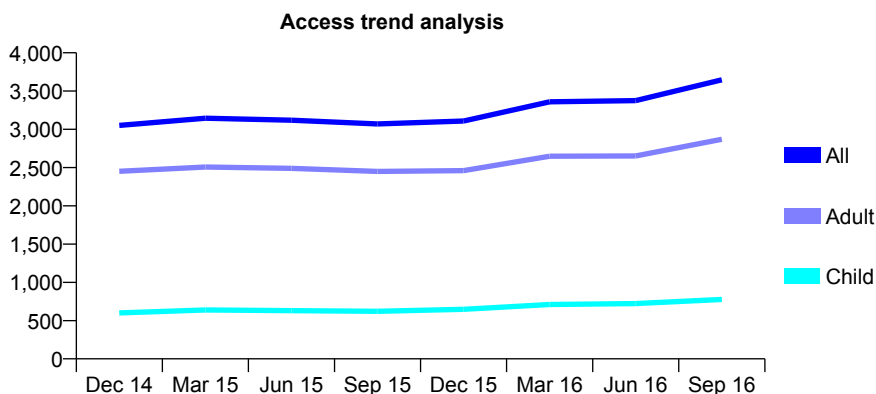
Q59 - Vital Signs At a Glance Contract Report for 168297/0001 - September 2016

Name or company name	Mr Sherer & Mr Levin
Contract type name	GDS Contract
Purpose of contract	General
Contract start date	01/10/2011
Contract end date	

16/17 Contracted general activity (UDA)	8,921
Carry forward general activity (UDA)	0
16/17 Contracted orthodontic activity (UOA)	0
Carry forward orthodontic activity (UOA)	0
Baseline contract value	£201,839.91

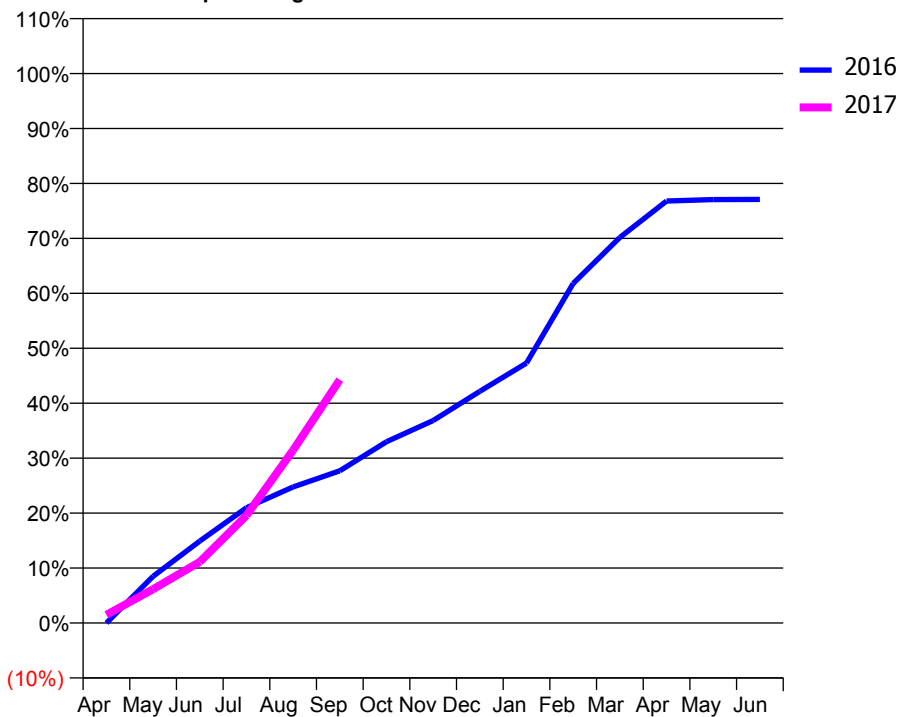
ACCESS*

Patients seen in 24 months	Total	Change since previous quarter
Quarter ending September 2015	3,070	
Quarter ending December 2015	3,108	→
Quarter ending March 2016	3,359	↑
Quarter ending June 2016	3,375	→
Quarter ending September 2016	3,647	↑
Variance since September 2015	18.8%	↑



ACTIVITY

Cumulative percentage of contracted UDA delivered 2016 & 2017



Month	Adjusted Scheduled Activity (UDA)	
	2016	2017
April	0	133
May	760	548
June	1,330	993
July	1,871	1,745
August	2,210	2,807
September	2,471	3,949
October	2,944	
November	3,286	
December	3,762	
January	4,220	
February	5,512	
March	6,259	
April	6,850	
May	6,875	
June	6,878	

QUALITY

	Quantity	Base Number	Contract	AT	Region	England
% of FP17s for the same patient ID Re-attending within 3 months - Children	30	526	5.7%	9.9%	12.0%	12.4%
% of FP17s for the same patient ID Re-attending within 3 months - Adults	215	1,679	12.8%	14.7%	15.9%	16.7%
% of FP17s for the same patient ID Re-attending between 3 & 9 months - Children	202	526	38.4%	61.1%	58.6%	57.4%
% of FP17s for the same patient ID Re-attending between 3 & 9 months - Adults	479	1,679	28.5%	53.6%	51.6%	50.5%
% of FP17s for Band 1 Urgent Courses	126	1,938	6.5%	7.3%	8.0%	9.1%
% of FP17s Relating to Free Repair or Replacements	12	1,938	0.6%	0.8%	0.8%	0.8%
% of FP17s Relating to Continuations	26	1,938	1.3%	1.3%	1.3%	1.3%
% of Patients satisfied with the dentistry they have received	1	1	N/A	93.2%	93.1%	93.2%
% of Patients satisfied with the time they had to wait for an appointment	1	1	N/A	89.8%	89.1%	89.0%

* This is based on patients treated on this contract for their most recent course of treatment. Figures in italics indicate the base number of FP17s or Patient Questionnaire responses are less than 100. N/A is shown where the base number of responses is less than 10 during the period. % is calculated as Quantity/Base number*100

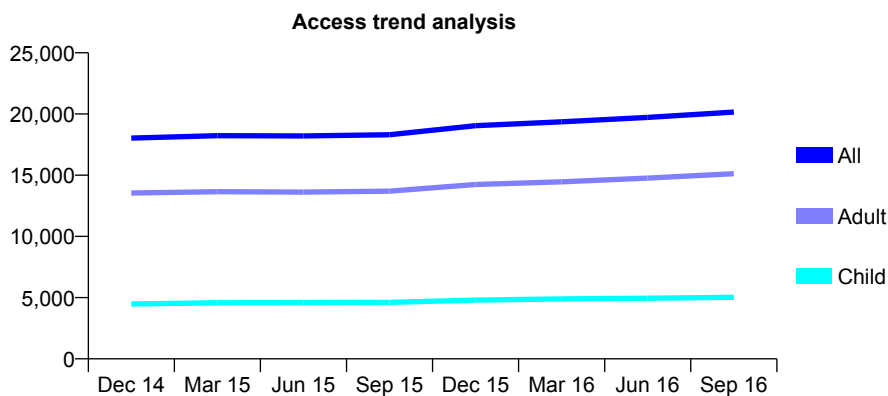
Q59 - Vital Signs At a Glance Contract Report for 169463/0002 - September 2016

Name or company name	A T Dent Ltd
Contract type name	GDS Contract
Purpose of contract	General
Contract start date	26/11/2009
Contract end date	

16/17 Contracted general activity (UDA)	60,000
Carry forward general activity (UDA)	0
16/17 Contracted orthodontic activity (UOA)	0
Carry forward orthodontic activity (UOA)	0
Baseline contract value	£1,322,578.26

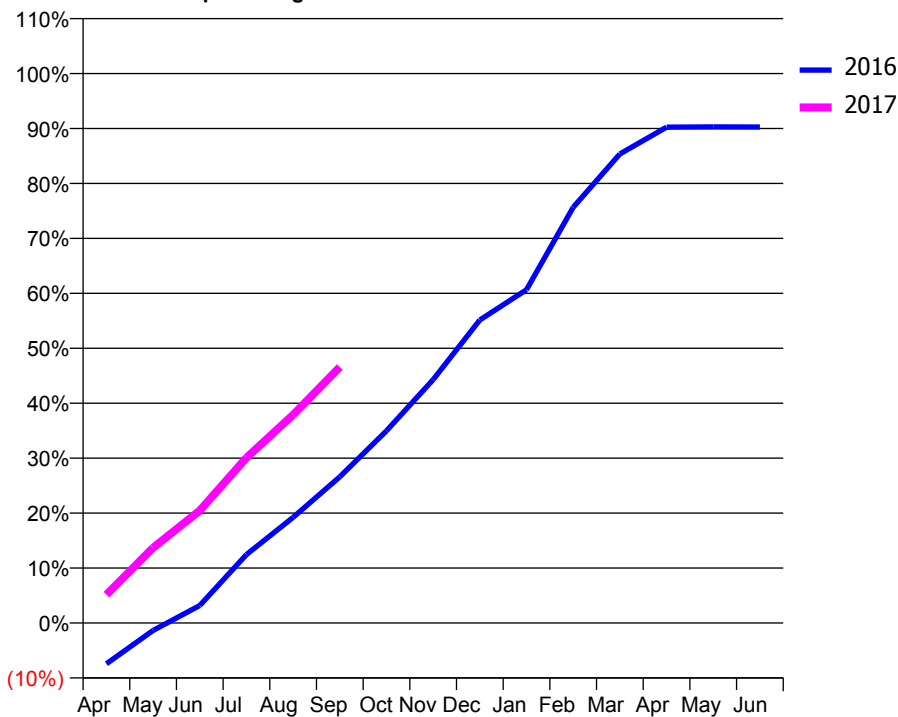
ACCESS*

Patients seen in 24 months	Total	Change since previous quarter
Quarter ending September 2015	18,307	
Quarter ending December 2015	19,045	↑
Quarter ending March 2016	19,362	→
Quarter ending June 2016	19,717	→
Quarter ending September 2016	20,160	↑
Variance since September 2015	10.1%	↑



ACTIVITY

Cumulative percentage of contracted UDA delivered 2016 & 2017



Month	Adjusted Scheduled Activity (UDA)	
	2016	2017
April	-4,460	3,089
May	-816	8,225
June	1,916	12,275
July	7,482	18,045
August	11,543	22,732
September	15,961	27,947
October	20,993	
November	26,586	
December	33,082	
January	36,388	
February	45,396	
March	51,222	
April	54,138	
May	54,164	
June	54,161	

QUALITY

	Quantity	Base Number	Contract	AT	Region	England
% of FP17s for the same patient ID Re-attending within 3 months - Children	312	3,504	8.9%	9.9%	12.0%	12.4%
% of FP17s for the same patient ID Re-attending within 3 months - Adults	1,595	10,431	15.3%	14.7%	15.9%	16.7%
% of FP17s for the same patient ID Re-attending between 3 & 9 months - Children	2,038	3,504	58.2%	61.1%	58.6%	57.4%
% of FP17s for the same patient ID Re-attending between 3 & 9 months - Adults	5,581	10,431	53.5%	53.6%	51.6%	50.5%
% of FP17s for Band 1 Urgent Courses	1,259	12,715	9.9%	7.3%	8.0%	9.1%
% of FP17s Relating to Free Repair or Replacements	55	12,715	0.4%	0.8%	0.8%	0.8%
% of FP17s Relating to Continuations	124	12,715	1.0%	1.3%	1.3%	1.3%
% of Patients satisfied with the dentistry they have received	22	24	91.7%	93.2%	93.1%	93.2%
% of Patients satisfied with the time they had to wait for an appointment	24	24	100.0%	89.8%	89.1%	89.0%

* This is based on patients treated on this contract for their most recent course of treatment. Figures in italics indicate the base number of FP17s or Patient Questionnaire responses are less than 100. N/A is shown where the base number of responses is less than 10 during the period. % is calculated as Quantity/Base number*100

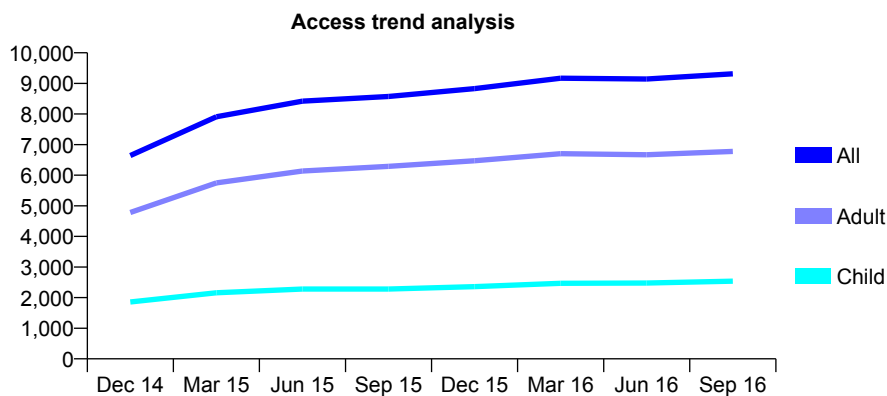
Q59 - Vital Signs At a Glance Contract Report for 169935/0001 - September 2016

Name or company name	Mr R Ghadiali & Mr R Gupta
Contract type name	GDS Contract
Purpose of contract	General
Contract start date	01/04/2014
Contract end date	

16/17 Contracted general activity (UDA)	23,925
Carry forward general activity (UDA)	94
16/17 Contracted orthodontic activity (UOA)	0
Carry forward orthodontic activity (UOA)	0
Baseline contract value	£627,916.75

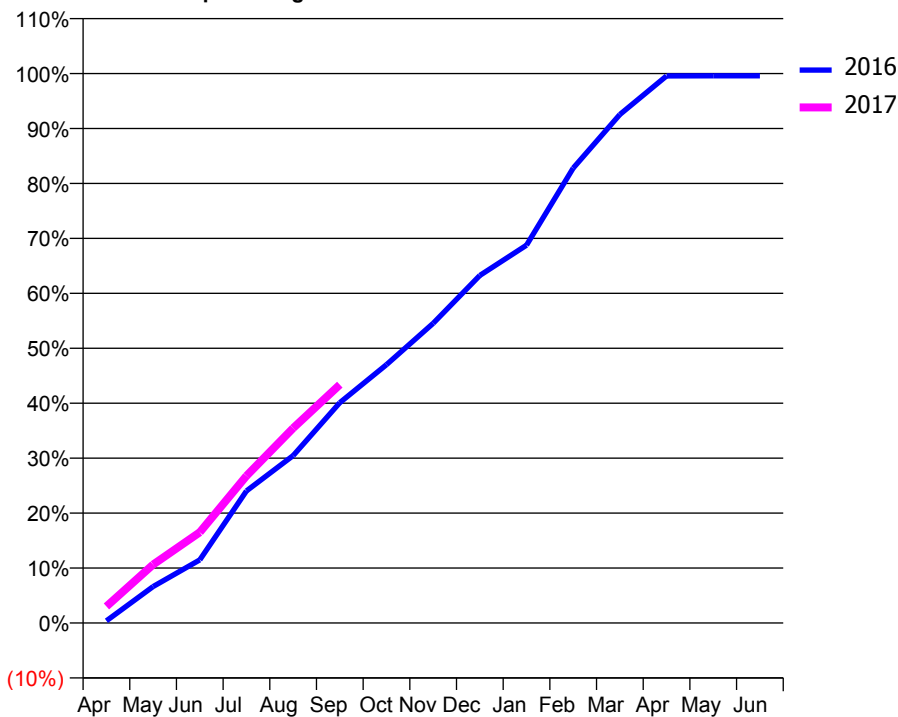
ACCESS*

Patients seen in 24 months	Total	Change since previous quarter
Quarter ending September 2015	8,573	
Quarter ending December 2015	8,832	↑
Quarter ending March 2016	9,171	↑
Quarter ending June 2016	9,144	→
Quarter ending September 2016	9,314	→
Variance since September 2015	8.6%	↑



ACTIVITY

Cumulative percentage of contracted UDA delivered 2016 & 2017



Month	Adjusted Scheduled Activity (UDA)	
	2016	2017
April	87	721
May	1,454	2,544
June	2,520	3,949
July	5,268	6,406
August	6,677	8,488
September	8,795	10,380
October	10,308	
November	11,955	
December	13,866	
January	15,075	
February	18,152	
March	20,289	
April	21,829	
May	21,830	
June	21,831	

QUALITY

	Quantity	Base Number	Contract	AT	Region	England
% of FP17s for the same patient ID Re-attending within 3 months - Children	202	2,208	9.1%	9.9%	12.0%	12.4%
% of FP17s for the same patient ID Re-attending within 3 months - Adults	703	5,111	13.8%	14.7%	15.9%	16.7%
% of FP17s for the same patient ID Re-attending between 3 & 9 months - Children	1,370	2,208	62.0%	61.1%	58.6%	57.4%
% of FP17s for the same patient ID Re-attending between 3 & 9 months - Adults	2,399	5,111	46.9%	53.6%	51.6%	50.5%
% of FP17s for Band 1 Urgent Courses	373	6,012	6.2%	7.3%	8.0%	9.1%
% of FP17s Relating to Free Repair or Replacements	98	6,012	1.6%	0.8%	0.8%	0.8%
% of FP17s Relating to Continuations	22	6,012	0.4%	1.3%	1.3%	1.3%
% of Patients satisfied with the dentistry they have received	5	6	N/A	93.2%	93.1%	93.2%
% of Patients satisfied with the time they had to wait for an appointment	4	6	N/A	89.8%	89.1%	89.0%

* This is based on patients treated on this contract for their most recent course of treatment. Figures in italics indicate the base number of FP17s or Patient Questionnaire responses are less than 100. N/A is shown where the base number of responses is less than 10 during the period. % is calculated as Quantity/Base number*100

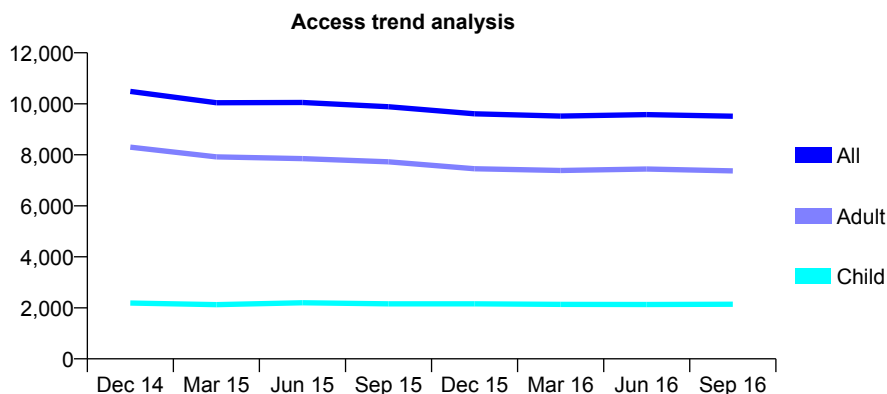
Q59 - Vital Signs At a Glance Contract Report for 170437/0001 - September 2016

Name or company name	Ishak Practices Limited
Contract type name	PDS Plus Contract
Purpose of contract	General
Contract start date	01/06/2010
Contract end date	30/11/2016

16/17 Contracted general activity (UDA)	17,000
Carry forward general activity (UDA)	0
16/17 Contracted orthodontic activity (UOA)	0
Carry forward orthodontic activity (UOA)	0
Baseline contract value	£251,104.07

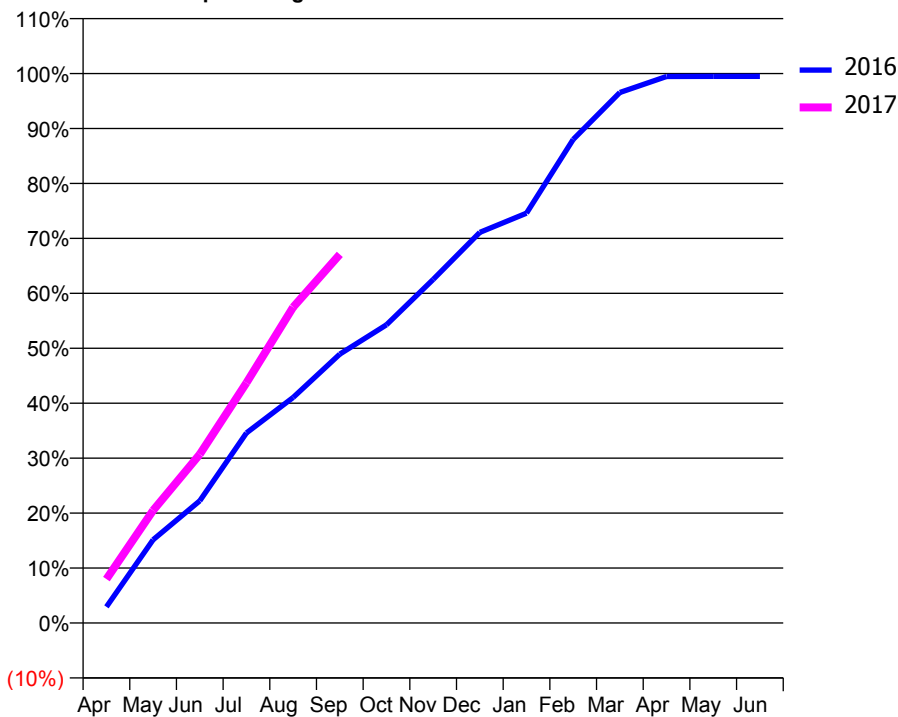
ACCESS*

Patients seen in 24 months	Total	Change since previous quarter
Quarter ending September 2015	9,885	
Quarter ending December 2015	9,609	↓
Quarter ending March 2016	9,518	→
Quarter ending June 2016	9,574	→
Quarter ending September 2016	9,514	→
Variance since September 2015	(3.8%)	↓



ACTIVITY

Cumulative percentage of contracted UDA delivered 2016 & 2017



Adjusted Scheduled Activity (UDA)

Month	2016	2017
April	752	1,359
May	3,865	3,482
June	5,672	5,222
July	8,823	7,434
August	10,469	9,769
September	12,481	11,406
October	13,841	
November	15,942	
December	18,126	
January	19,017	
February	22,439	
March	24,616	
April	25,360	
May	25,367	
June	25,367	

QUALITY

	Quantity	Base Number	Contract	AT	Region	England
% of FP17s for the same patient ID Re-attending within 3 months - Children	90	1,488	6.0%	9.9%	12.0%	12.4%
% of FP17s for the same patient ID Re-attending within 3 months - Adults	435	4,514	9.6%	14.7%	15.9%	16.7%
% of FP17s for the same patient ID Re-attending between 3 & 9 months - Children	831	1,488	55.8%	61.1%	58.6%	57.4%
% of FP17s for the same patient ID Re-attending between 3 & 9 months - Adults	2,059	4,514	45.6%	53.6%	51.6%	50.5%
% of FP17s for Band 1 Urgent Courses	871	5,671	15.4%	7.3%	8.0%	9.1%
% of FP17s Relating to Free Repair or Replacements	19	5,671	0.3%	0.8%	0.8%	0.8%
% of FP17s Relating to Continuations	94	5,671	1.7%	1.3%	1.3%	1.3%
% of Patients satisfied with the dentistry they have received	26	28	92.9%	93.2%	93.1%	93.2%
% of Patients satisfied with the time they had to wait for an appointment	24	28	85.7%	89.8%	89.1%	89.0%

* This is based on patients treated on this contract for their most recent course of treatment. Figures in italics indicate the base number of FP17s or Patient Questionnaire responses are less than 100. N/A is shown where the base number of responses is less than 10 during the period. % is calculated as Quantity/Base number*100

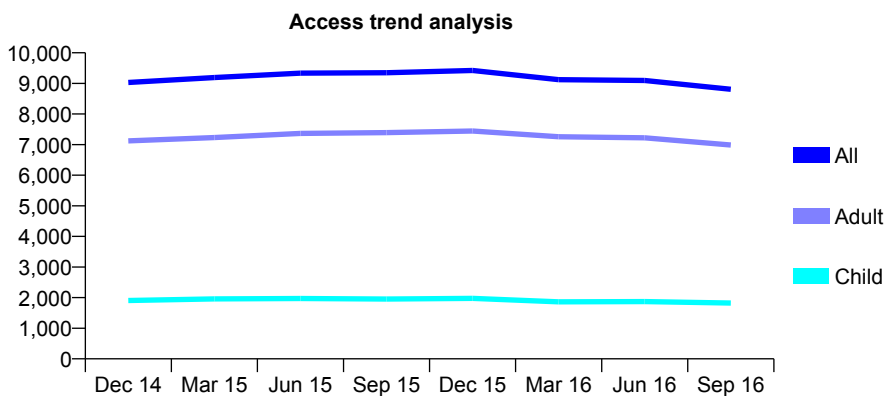
Q59 - Vital Signs At a Glance Contract Report for 170437/0002 - September 2016

Name or company name	Ishak Practices Limited
Contract type name	PDS Plus Contract
Purpose of contract	General
Contract start date	01/11/2011
Contract end date	30/11/2016

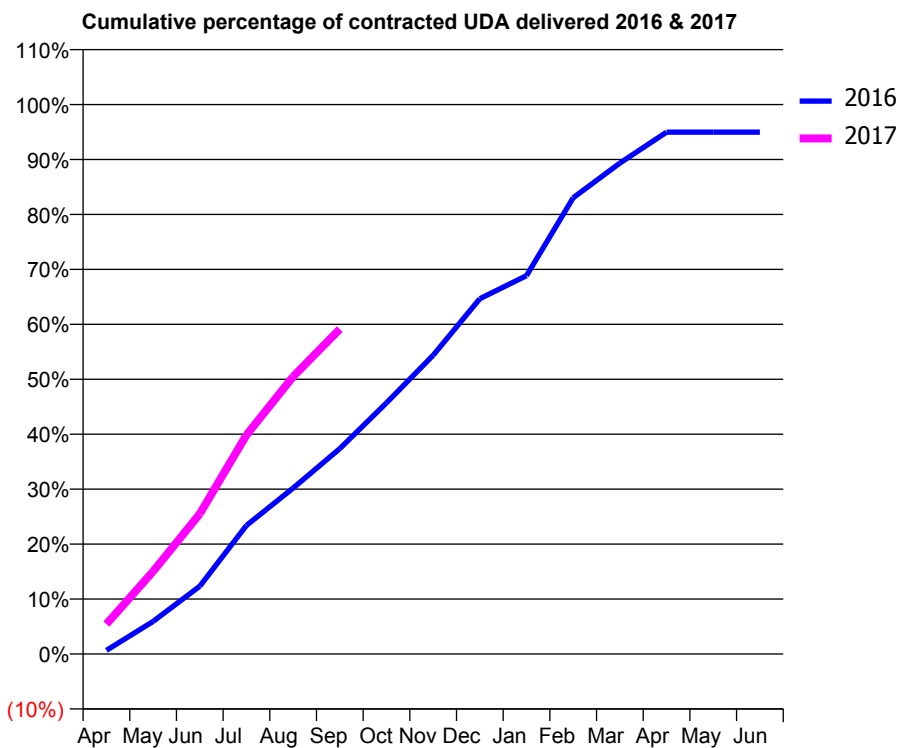
16/17 Contracted general activity (UDA)	18,205
Carry forward general activity (UDA)	0
16/17 Contracted orthodontic activity (UOA)	0
Carry forward orthodontic activity (UOA)	0
Baseline contract value	£255,320.06

ACCESS*

Patients seen in 24 months	Total	Change since previous quarter
Quarter ending September 2015	9,348	
Quarter ending December 2015	9,422	→
Quarter ending March 2016	9,120	↓
Quarter ending June 2016	9,095	→
Quarter ending September 2016	8,810	↓
Variance since September 2015	(5.8%)	↓



ACTIVITY



Month	Adjusted Scheduled Activity (UDA)	
	2016	2017
April	180	990
May	1,621	2,738
June	3,369	4,647
July	6,390	7,258
August	8,247	9,190
September	10,206	10,763
October	12,480	
November	14,844	
December	17,656	
January	18,803	
February	22,676	
March	24,399	
April	25,934	
May	25,934	
June	25,933	

QUALITY

	Quantity	Base Number	Contract	AT	Region	England
% of FP17s for the same patient ID Re-attending within 3 months - Children	69	1,156	6.0%	9.9%	12.0%	12.4%
% of FP17s for the same patient ID Re-attending within 3 months - Adults	477	4,557	10.5%	14.7%	15.9%	16.7%
% of FP17s for the same patient ID Re-attending between 3 & 9 months - Children	637	1,156	55.1%	61.1%	58.6%	57.4%
% of FP17s for the same patient ID Re-attending between 3 & 9 months - Adults	2,742	4,557	60.2%	53.6%	51.6%	50.5%
% of FP17s for Band 1 Urgent Courses	311	5,135	6.1%	7.3%	8.0%	9.1%
% of FP17s Relating to Free Repair or Replacements	21	5,135	0.4%	0.8%	0.8%	0.8%
% of FP17s Relating to Continuations	76	5,135	1.5%	1.3%	1.3%	1.3%
% of Patients satisfied with the dentistry they have received	35	36	97.2%	93.2%	93.1%	93.2%
% of Patients satisfied with the time they had to wait for an appointment	33	36	91.7%	89.8%	89.1%	89.0%

* This is based on patients treated on this contract for their most recent course of treatment. Figures in italics indicate the base number of FP17s or Patient Questionnaire responses are less than 100. N/A is shown where the base number of responses is less than 10 during the period. % is calculated as Quantity/Base number*100

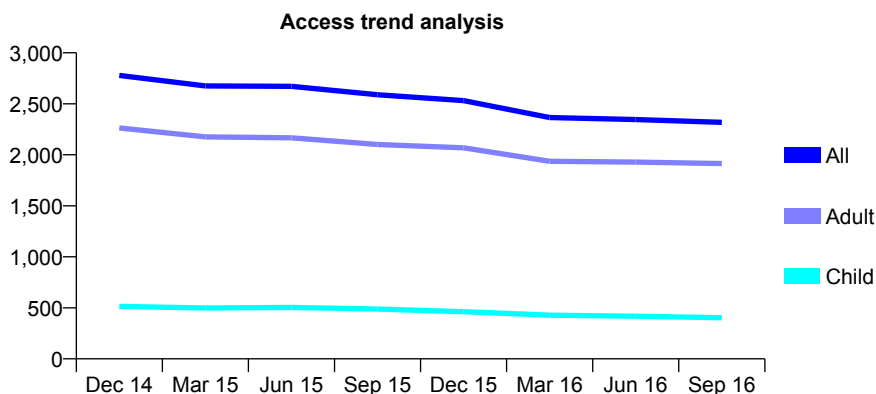
Q59 - Vital Signs At a Glance Contract Report for 171743/0001 - September 2016

Name or company name	RK Pancholi Dental Surgery Ltd
Contract type name	GDS Contract
Purpose of contract	General
Contract start date	20/10/2008
Contract end date	

16/17 Contracted general activity (UDA)	8,203
Carry forward general activity (UDA)	-75
16/17 Contracted orthodontic activity (UOA)	0
Carry forward orthodontic activity (UOA)	0
Baseline contract value	£173,971.18

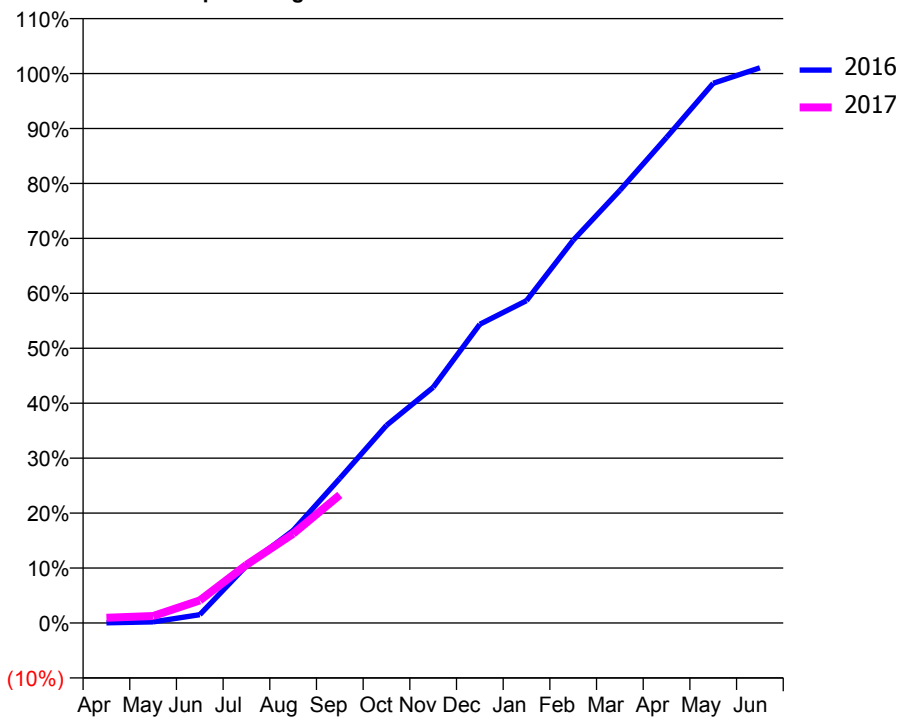
ACCESS*

Patients seen in 24 months	Total	Change since previous quarter
Quarter ending September 2015	2,589	
Quarter ending December 2015	2,531	↓
Quarter ending March 2016	2,365	↓
Quarter ending June 2016	2,346	→
Quarter ending September 2016	2,318	↓
Variance since September 2015	(10.5%)	↓



ACTIVITY

Cumulative percentage of contracted UDA delivered 2016 & 2017



Month	Adjusted Scheduled Activity (UDA)	
	2016	2017
April	3	78
May	14	104
June	110	338
July	752	870
August	1,214	1,332
September	1,896	1,913
October	2,592	
November	3,089	
December	3,916	
January	4,225	
February	5,018	
March	5,672	
April	6,366	
May	7,075	
June	7,278	

QUALITY

	Quantity	Base Number	Contract	AT	Region	England
% of FP17s for the same patient ID Re-attending within 3 months - Children	20	312	6.4%	9.9%	12.0%	12.4%
% of FP17s for the same patient ID Re-attending within 3 months - Adults	158	1,182	13.4%	14.7%	15.9%	16.7%
% of FP17s for the same patient ID Re-attending between 3 & 9 months - Children	213	312	68.3%	61.1%	58.6%	57.4%
% of FP17s for the same patient ID Re-attending between 3 & 9 months - Adults	557	1,182	47.1%	53.6%	51.6%	50.5%
% of FP17s for Band 1 Urgent Courses	23	923	2.5%	7.3%	8.0%	9.1%
% of FP17s Relating to Free Repair or Replacements	8	923	0.9%	0.8%	0.8%	0.8%
% of FP17s Relating to Continuations	43	923	4.7%	1.3%	1.3%	1.3%
% of Patients satisfied with the dentistry they have received	3	3	N/A	93.2%	93.1%	93.2%
% of Patients satisfied with the time they had to wait for an appointment	3	3	N/A	89.8%	89.1%	89.0%

* This is based on patients treated on this contract for their most recent course of treatment. Figures in italics indicate the base number of FP17s or Patient Questionnaire responses are less than 100. N/A is shown where the base number of responses is less than 10 during the period. % is calculated as Quantity/Base number*100

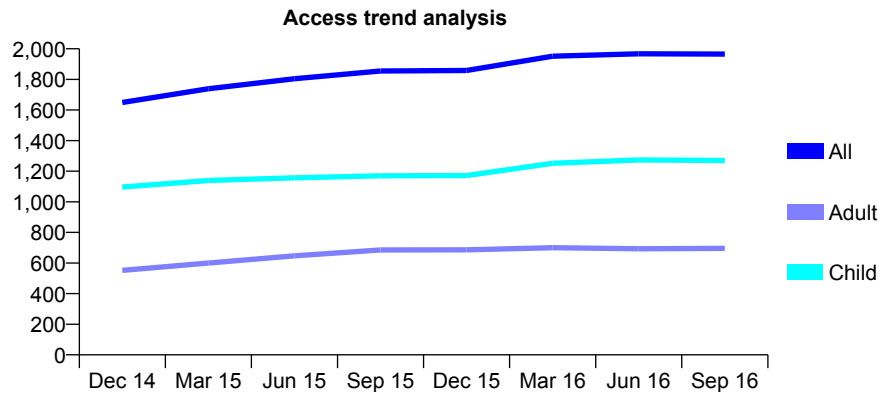
Q59 - Vital Signs At a Glance Contract Report for 171751/0001 - September 2016

Name or company name	E Gayton & K Gayton
Contract type name	GDS Contract
Purpose of contract	General and Orthodontic
Contract start date	01/11/2013
Contract end date	

16/17 Contracted general activity (UDA)	5,000
Carry forward general activity (UDA)	0
16/17 Contracted orthodontic activity (UOA)	259
Carry forward orthodontic activity (UOA)	0
Baseline contract value	£135,293.52

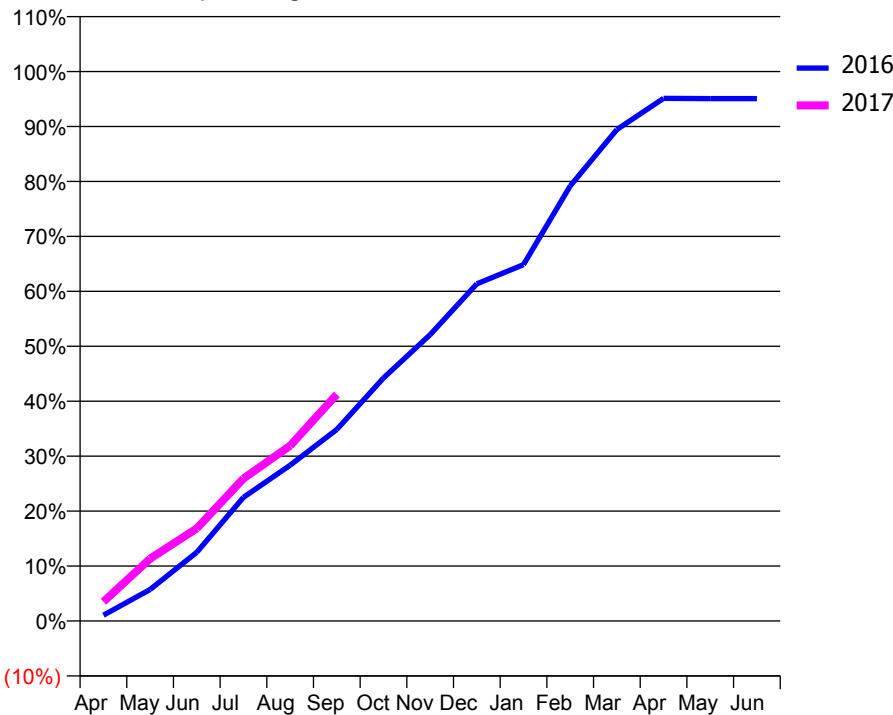
ACCESS*

Patients seen in 24 months	Total	Change since previous quarter
Quarter ending September 2015	1,855	
Quarter ending December 2015	1,858	→
Quarter ending March 2016	1,952	↑
Quarter ending June 2016	1,967	→
Quarter ending September 2016	1,966	→
Variance since September 2015	6.0%	↑



ACTIVITY

Cumulative percentage of contracted UDA delivered 2016 & 2017



Month	Adjusted Scheduled Activity (UDA)	
	2016	2017
April	53	175
May	287	567
June	626	843
July	1,126	1,297
August	1,418	1,595
September	1,743	2,062
October	2,211	
November	2,605	
December	3,068	
January	3,243	
February	3,958	
March	4,472	
April	4,755	
May	4,753	
June	4,753	

QUALITY

	Quantity	Base Number	Contract	AT	Region	England
% of FP17s for the same patient ID Re-attending within 3 months - Children	107	1,128	9.5%	9.9%	12.0%	12.4%
% of FP17s for the same patient ID Re-attending within 3 months - Adults	94	432	21.8%	14.7%	15.9%	16.7%
% of FP17s for the same patient ID Re-attending between 3 & 9 months - Children	776	1,128	68.8%	61.1%	58.6%	57.4%
% of FP17s for the same patient ID Re-attending between 3 & 9 months - Adults	249	432	57.6%	53.6%	51.6%	50.5%
% of FP17s for Band 1 Urgent Courses	33	1,365	2.4%	7.3%	8.0%	9.1%
% of FP17s Relating to Free Repair or Replacements	0	1,365	0.0%	0.8%	0.8%	0.8%
% of FP17s Relating to Continuations	0	1,365	0.0%	1.3%	1.3%	1.3%
% of Patients satisfied with the dentistry they have received	1	3	N/A	93.2%	93.1%	93.2%
% of Patients satisfied with the time they had to wait for an appointment	3	3	N/A	89.8%	89.1%	89.0%

* This is based on patients treated on this contract for their most recent course of treatment. Figures in italics indicate the base number of FP17s or Patient Questionnaire responses are less than 100. N/A is shown where the base number of responses is less than 10 during the period. % is calculated as Quantity/Base number*100

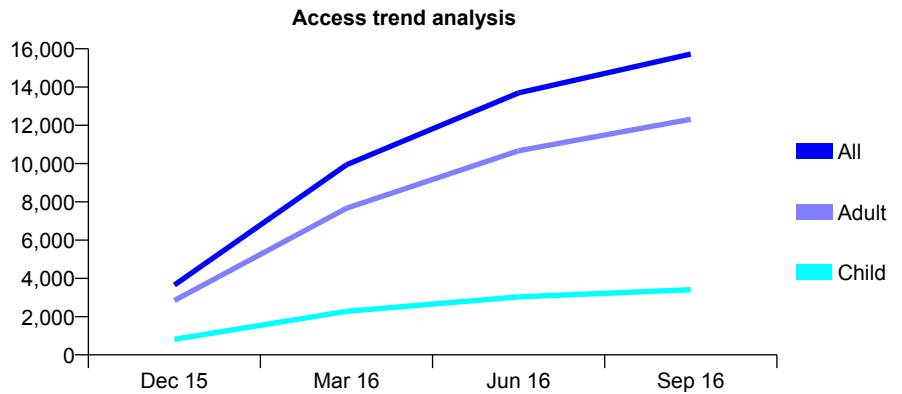
Q59 - Vital Signs At a Glance Contract Report for 175676/0002 - September 2016

Name or company name	Mr S Mehra & Mr A Khetia
Contract type name	GDS Contract
Purpose of contract	General
Contract start date	02/11/2015
Contract end date	

16/17 Contracted general activity (UDA)	58,260
Carry forward general activity (UDA)	0
16/17 Contracted orthodontic activity (UOA)	0
Carry forward orthodontic activity (UOA)	0
Baseline contract value	£1,130,630.78

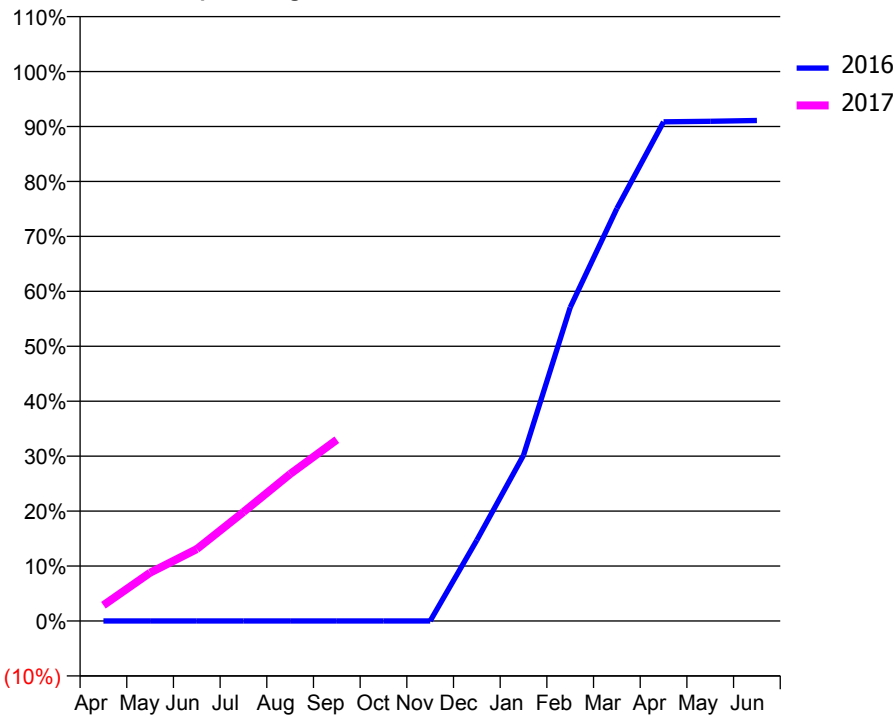
ACCESS*

Patients seen in 24 months	Total	Change since previous quarter
Quarter ending September 2015	0	
Quarter ending December 2015	3,651	↑
Quarter ending March 2016	9,941	↑
Quarter ending June 2016	13,699	↑
Quarter ending September 2016	15,727	↑
Variance since September 2015	N/A	



ACTIVITY

Cumulative percentage of contracted UDA delivered 2016 & 2017



Month	Adjusted Scheduled Activity (UDA)	
	2016	2017
April	0	1,672
May	0	5,123
June	0	7,626
July	0	11,555
August	0	15,593
September	0	19,223
October	0	
November	0	
December	3,456	
January	7,081	
February	13,389	
March	17,617	
April	21,320	
May	21,339	
June	21,372	

QUALITY

	Quantity	Base Number	Contract	AT	Region	England
% of FP17s for the same patient ID Re-attending within 3 months - Children	165	2,881	5.7%	9.9%	12.0%	12.4%
% of FP17s for the same patient ID Re-attending within 3 months - Adults	1,295	10,844	11.9%	14.7%	15.9%	16.7%
% of FP17s for the same patient ID Re-attending between 3 & 9 months - Children	1,168	2,881	40.5%	61.1%	58.6%	57.4%
% of FP17s for the same patient ID Re-attending between 3 & 9 months - Adults	4,005	10,844	36.9%	53.6%	51.6%	50.5%
% of FP17s for Band 1 Urgent Courses	1,146	11,366	10.1%	7.3%	8.0%	9.1%
% of FP17s Relating to Free Repair or Replacements	48	11,366	0.4%	0.8%	0.8%	0.8%
% of FP17s Relating to Continuations	31	11,366	0.3%	1.3%	1.3%	1.3%
% of Patients satisfied with the dentistry they have received	21	22	95.5%	93.2%	93.1%	93.2%
% of Patients satisfied with the time they had to wait for an appointment	22	22	100.0%	89.8%	89.1%	89.0%

* This is based on patients treated on this contract for their most recent course of treatment. Figures in italics indicate the base number of FP17s or Patient Questionnaire responses are less than 100. N/A is shown where the base number of responses is less than 10 during the period. % is calculated as Quantity/Base number*100

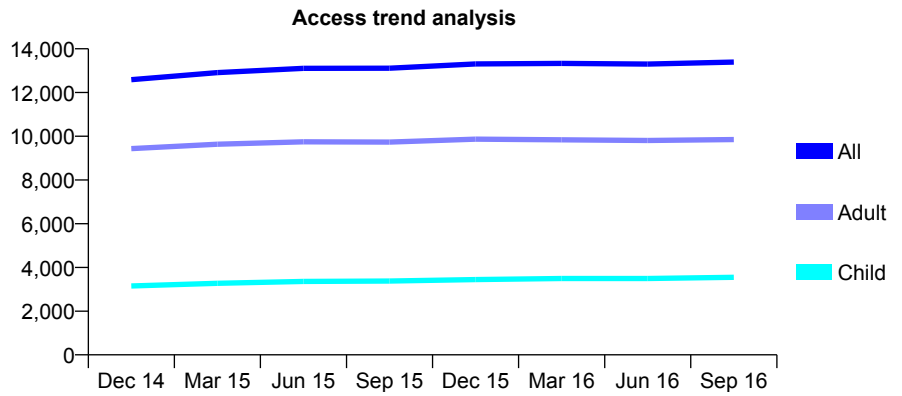
Q59 - Vital Signs At a Glance Contract Report for 176087/0001 - September 2016

Name or company name	Burguet, Ceconi & Calveley (T/As BW Part)
Contract type name	GDS Contract
Purpose of contract	General
Contract start date	29/08/2012
Contract end date	

16/17 Contracted general activity (UDA)	28,400
Carry forward general activity (UDA)	0
16/17 Contracted orthodontic activity (UOA)	0
Carry forward orthodontic activity (UOA)	0
Baseline contract value	£617,111.86

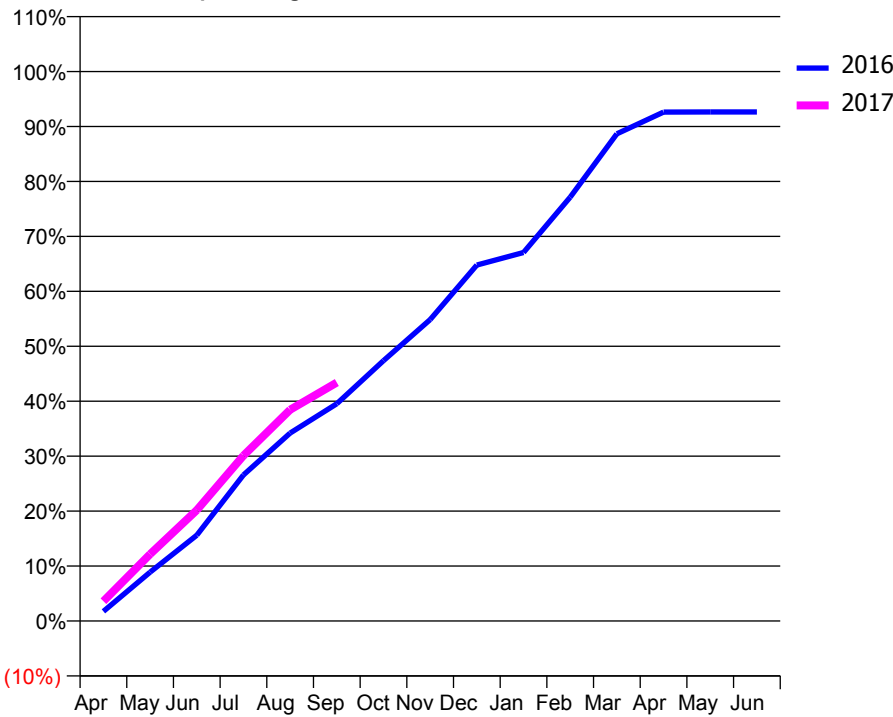
ACCESS*

Patients seen in 24 months	Total	Change since previous quarter
Quarter ending September 2015	13,110	
Quarter ending December 2015	13,310	→
Quarter ending March 2016	13,330	→
Quarter ending June 2016	13,301	→
Quarter ending September 2016	13,391	→
Variance since September 2015	2.1%	↑



ACTIVITY

Cumulative percentage of contracted UDA delivered 2016 & 2017



Month	Adjusted Scheduled Activity (UDA)	
	2016	2017
April	537	1,025
May	2,712	3,457
June	4,762	5,734
July	8,111	8,550
August	10,433	10,918
September	12,064	12,327
October	14,451	
November	16,729	
December	19,762	
January	20,455	
February	23,526	
March	27,037	
April	28,250	
May	28,252	
June	28,254	

QUALITY

	Quantity	Base Number	Contract	AT	Region	England
% of FP17s for the same patient ID Re-attending within 3 months - Children	86	2,104	4.1%	9.9%	12.0%	12.4%
% of FP17s for the same patient ID Re-attending within 3 months - Adults	613	5,794	10.6%	14.7%	15.9%	16.7%
% of FP17s for the same patient ID Re-attending between 3 & 9 months - Children	999	2,104	47.5%	61.1%	58.6%	57.4%
% of FP17s for the same patient ID Re-attending between 3 & 9 months - Adults	2,680	5,794	46.3%	53.6%	51.6%	50.5%
% of FP17s for Band 1 Urgent Courses	551	7,212	7.6%	7.3%	8.0%	9.1%
% of FP17s Relating to Free Repair or Replacements	95	7,212	1.3%	0.8%	0.8%	0.8%
% of FP17s Relating to Continuations	72	7,212	1.0%	1.3%	1.3%	1.3%
% of Patients satisfied with the dentistry they have received	14	14	100.0%	93.2%	93.1%	93.2%
% of Patients satisfied with the time they had to wait for an appointment	14	14	100.0%	89.8%	89.1%	89.0%

* This is based on patients treated on this contract for their most recent course of treatment. Figures in italics indicate the base number of FP17s or Patient Questionnaire responses are less than 100. N/A is shown where the base number of responses is less than 10 during the period. % is calculated as Quantity/Base number*100

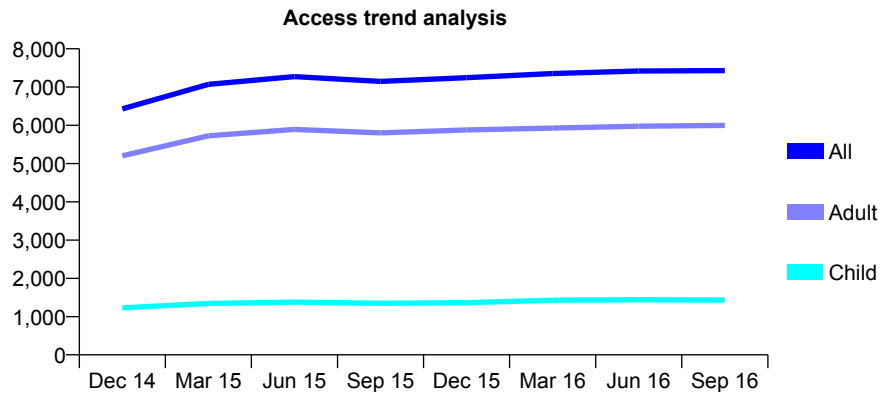
Q59 - Vital Signs At a Glance Contract Report for 176087/0002 - September 2016

Name or company name	Burguet, Ceconi & Calveley (T/As BW Part
Contract type name	GDS Contract
Purpose of contract	General
Contract start date	29/08/2012
Contract end date	

16/17 Contracted general activity (UDA)	15,000
Carry forward general activity (UDA)	575
16/17 Contracted orthodontic activity (UOA)	0
Carry forward orthodontic activity (UOA)	0
Baseline contract value	£330,595.16

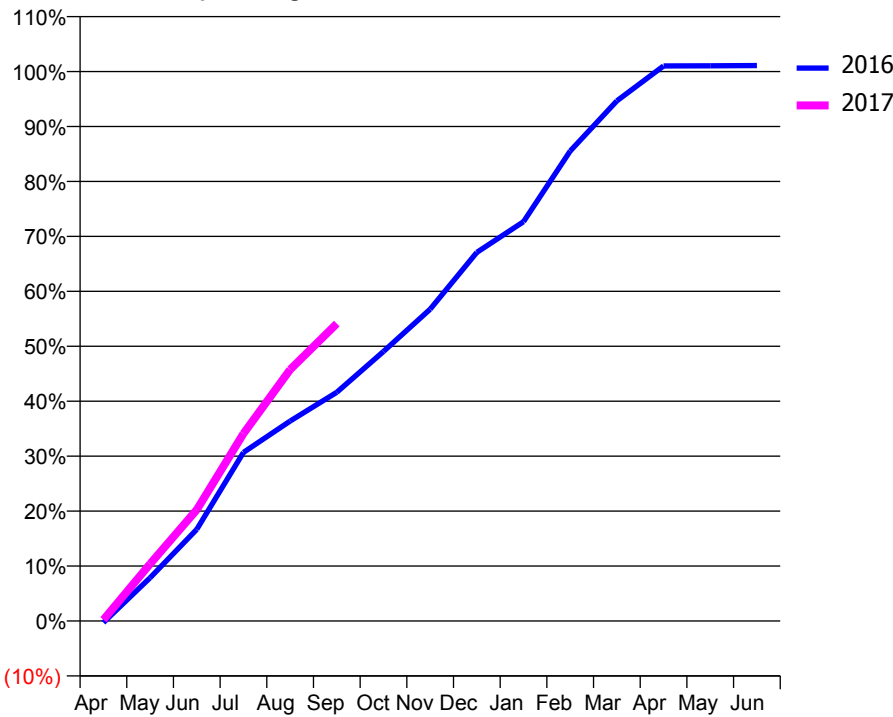
ACCESS*

Patients seen in 24 months	Total	Change since previous quarter
Quarter ending September 2015	7,149	
Quarter ending December 2015	7,244	→
Quarter ending March 2016	7,354	→
Quarter ending June 2016	7,420	→
Quarter ending September 2016	7,430	→
Variance since September 2015	3.9%	↑



ACTIVITY

Cumulative percentage of contracted UDA delivered 2016 & 2017



Month	Adjusted Scheduled Activity (UDA)	
	2016	2017
April	-52	33
May	1,379	1,561
June	2,921	3,037
July	5,368	5,117
August	6,369	6,863
September	7,286	8,118
October	8,585	
November	9,931	
December	11,740	
January	12,719	
February	14,967	
March	16,566	
April	17,675	
May	17,682	
June	17,689	

QUALITY

	Quantity	Base Number	Contract	AT	Region	England
% of FP17s for the same patient ID Re-attending within 3 months - Children	60	986	6.1%	9.9%	12.0%	12.4%
% of FP17s for the same patient ID Re-attending within 3 months - Adults	664	4,216	15.7%	14.7%	15.9%	16.7%
% of FP17s for the same patient ID Re-attending between 3 & 9 months - Children	523	986	53.0%	61.1%	58.6%	57.4%
% of FP17s for the same patient ID Re-attending between 3 & 9 months - Adults	2,032	4,216	48.2%	53.6%	51.6%	50.5%
% of FP17s for Band 1 Urgent Courses	436	4,604	9.5%	7.3%	8.0%	9.1%
% of FP17s Relating to Free Repair or Replacements	74	4,604	1.6%	0.8%	0.8%	0.8%
% of FP17s Relating to Continuations	89	4,604	1.9%	1.3%	1.3%	1.3%
% of Patients satisfied with the dentistry they have received	20	22	90.9%	93.2%	93.1%	93.2%
% of Patients satisfied with the time they had to wait for an appointment	15	22	68.2%	89.8%	89.1%	89.0%

* This is based on patients treated on this contract for their most recent course of treatment. Figures in italics indicate the base number of FP17s or Patient Questionnaire responses are less than 100. N/A is shown where the base number of responses is less than 10 during the period. % is calculated as Quantity/Base number*100

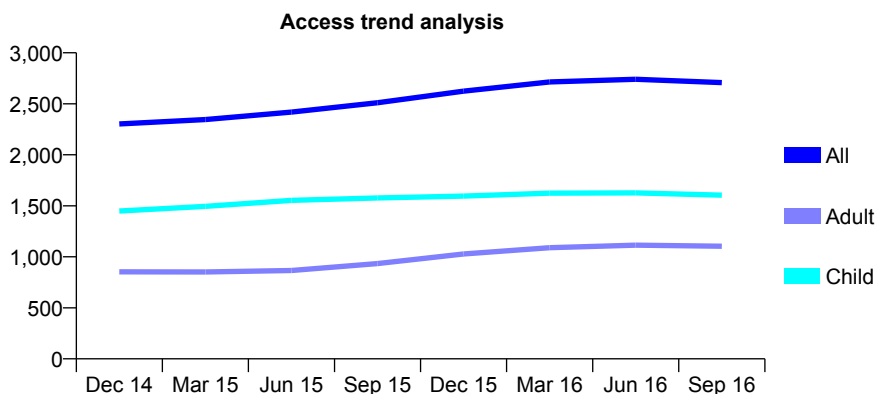
Q59 - Vital Signs At a Glance Contract Report for 176591/0001 - September 2016

Name or company name	James Cooil and Associates Limited
Contract type name	GDS Contract
Purpose of contract	General and Orthodontic
Contract start date	01/05/2010
Contract end date	

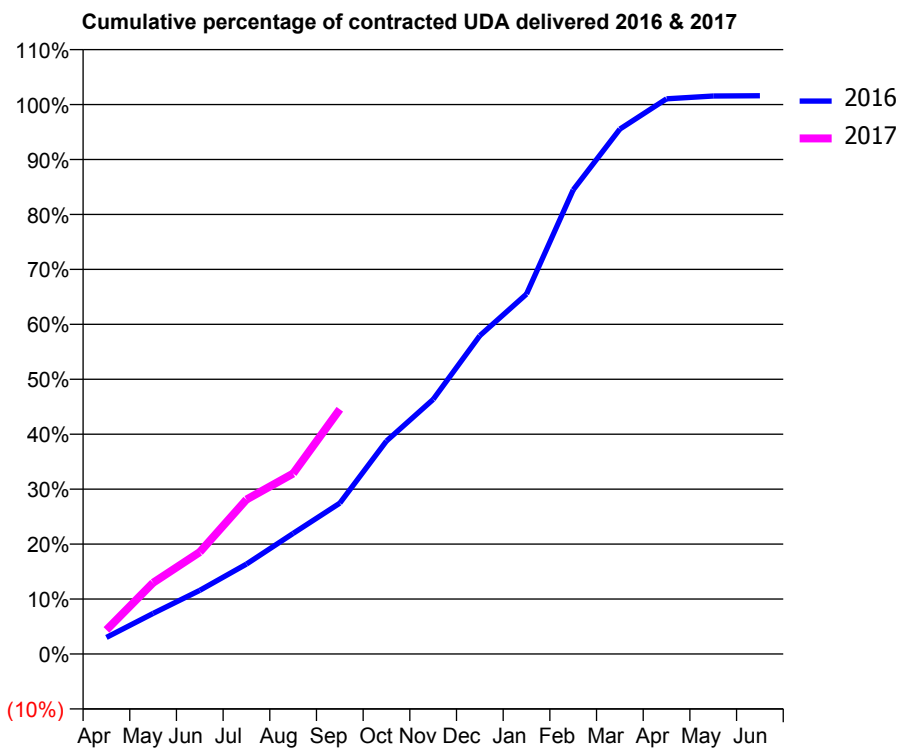
16/17 Contracted general activity (UDA)	7,056
Carry forward general activity (UDA)	-112
16/17 Contracted orthodontic activity (UOA)	609
Carry forward orthodontic activity (UOA)	0
Baseline contract value	£203,160.57

ACCESS*

Patients seen in 24 months	Total	Change since previous quarter
Quarter ending September 2015	2,511	
Quarter ending December 2015	2,624	↑
Quarter ending March 2016	2,714	↑
Quarter ending June 2016	2,741	→
Quarter ending September 2016	2,708	↓
Variance since September 2015	7.8%	↑



ACTIVITY



Month	Adjusted Scheduled Activity (UDA)	
	2016	2017
April	214	309
May	521	916
June	817	1,309
July	1,155	1,983
August	1,549	2,317
September	1,937	3,142
October	2,736	
November	3,269	
December	4,089	
January	4,623	
February	5,960	
March	6,741	
April	7,130	
May	7,166	
June	7,168	

QUALITY

	Quantity	Base Number	Contract	AT	Region	England
% of FP17s for the same patient ID Re-attending within 3 months - Children	142	1,313	10.8%	9.9%	12.0%	12.4%
% of FP17s for the same patient ID Re-attending within 3 months - Adults	99	676	14.6%	14.7%	15.9%	16.7%
% of FP17s for the same patient ID Re-attending between 3 & 9 months - Children	888	1,313	67.6%	61.1%	58.6%	57.4%
% of FP17s for the same patient ID Re-attending between 3 & 9 months - Adults	370	676	54.7%	53.6%	51.6%	50.5%
% of FP17s for Band 1 Urgent Courses	126	1,720	7.3%	7.3%	8.0%	9.1%
% of FP17s Relating to Free Repair or Replacements	3	1,720	0.2%	0.8%	0.8%	0.8%
% of FP17s Relating to Continuations	12	1,720	0.7%	1.3%	1.3%	1.3%
% of Patients satisfied with the dentistry they have received	2	2	N/A	93.2%	93.1%	93.2%
% of Patients satisfied with the time they had to wait for an appointment	2	2	N/A	89.8%	89.1%	89.0%

* This is based on patients treated on this contract for their most recent course of treatment. Figures in italics indicate the base number of FP17s or Patient Questionnaire responses are less than 100. N/A is shown where the base number of responses is less than 10 during the period. % is calculated as Quantity/Base number*100

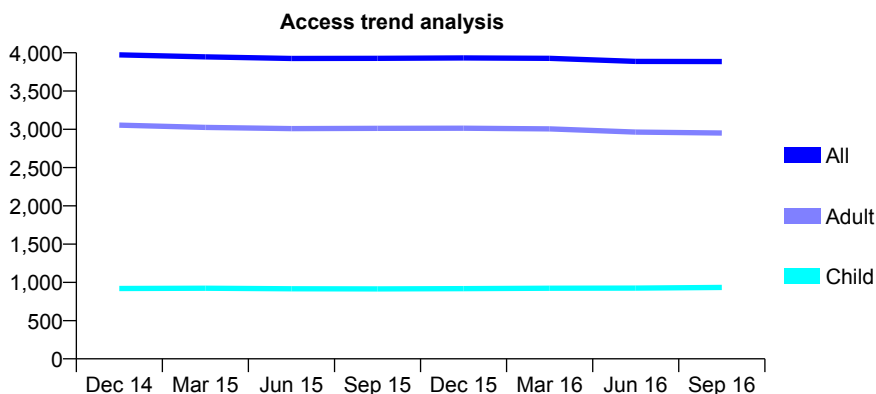
Q59 - Vital Signs At a Glance Contract Report for 178055/0001 - September 2016

Name or company name	Sloss, Sloss & Bentley
Contract type name	GDS Contract
Purpose of contract	General and Orthodontic
Contract start date	01/04/2006
Contract end date	

16/17 Contracted general activity (UDA)	11,800
Carry forward general activity (UDA)	0
16/17 Contracted orthodontic activity (UOA)	430
Carry forward orthodontic activity (UOA)	0
Baseline contract value	£288,638.43

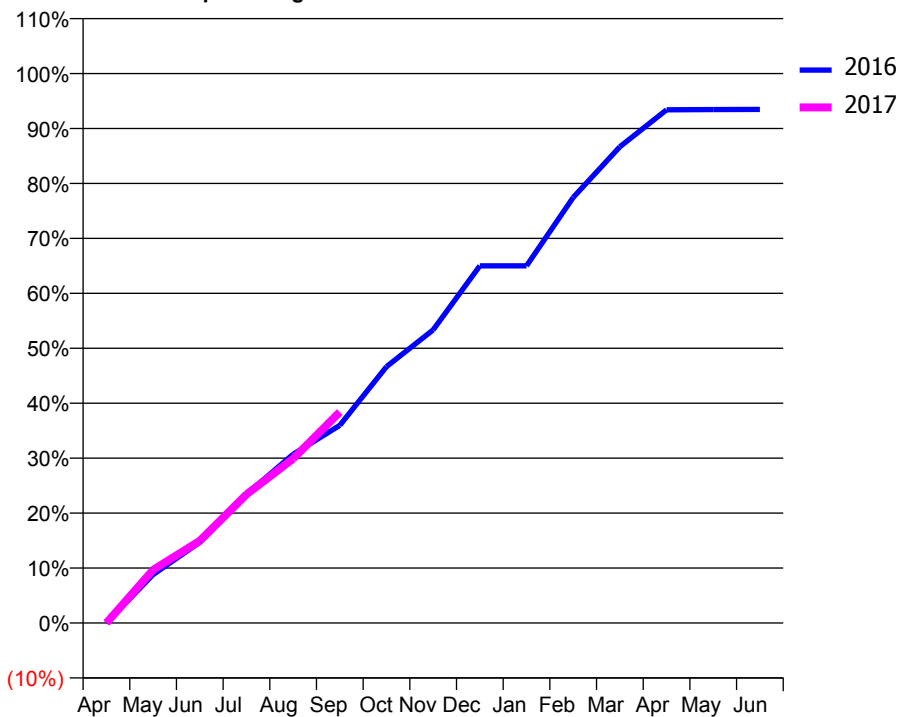
ACCESS*

Patients seen in 24 months	Total	Change since previous quarter
Quarter ending September 2015	3,927	
Quarter ending December 2015	3,933	→
Quarter ending March 2016	3,928	→
Quarter ending June 2016	3,888	↓
Quarter ending September 2016	3,886	→
Variance since September 2015	(1.0%)	↓



ACTIVITY

Cumulative percentage of contracted UDA delivered 2016 & 2017



Month	Adjusted Scheduled Activity (UDA)	
	2016	2017
April	0	0
May	1,041	1,140
June	1,734	1,765
July	2,767	2,763
August	3,624	3,529
September	4,245	4,532
October	5,505	
November	6,295	
December	7,671	
January	7,671	
February	9,138	
March	10,228	
April	11,019	
May	11,026	
June	11,028	

QUALITY

	Quantity	Base Number	Contract	AT	Region	England
% of FP17s for the same patient ID Re-attending within 3 months - Children	53	788	6.7%	9.9%	12.0%	12.4%
% of FP17s for the same patient ID Re-attending within 3 months - Adults	289	2,225	13.0%	14.7%	15.9%	16.7%
% of FP17s for the same patient ID Re-attending between 3 & 9 months - Children	522	788	66.2%	61.1%	58.6%	57.4%
% of FP17s for the same patient ID Re-attending between 3 & 9 months - Adults	1,226	2,225	55.1%	53.6%	51.6%	50.5%
% of FP17s for Band 1 Urgent Courses	96	2,583	3.7%	7.3%	8.0%	9.1%
% of FP17s Relating to Free Repair or Replacements	19	2,583	0.7%	0.8%	0.8%	0.8%
% of FP17s Relating to Continuations	51	2,583	2.0%	1.3%	1.3%	1.3%
% of Patients satisfied with the dentistry they have received	6	8	N/A	93.2%	93.1%	93.2%
% of Patients satisfied with the time they had to wait for an appointment	8	8	N/A	89.8%	89.1%	89.0%

* This is based on patients treated on this contract for their most recent course of treatment. Figures in italics indicate the base number of FP17s or Patient Questionnaire responses are less than 100. N/A is shown where the base number of responses is less than 10 during the period. % is calculated as Quantity/Base number*100

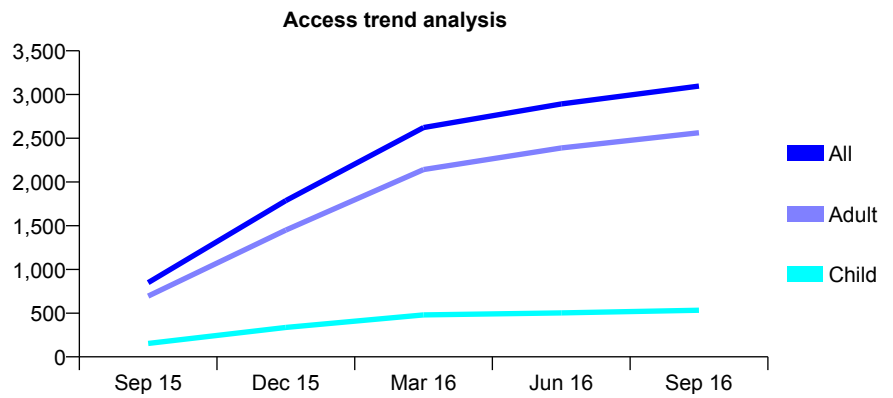
Q59 - Vital Signs At a Glance Contract Report for 181293/0001 - September 2016

Name or company name	JDRM Dental Care Ltd
Contract type name	GDS Contract
Purpose of contract	General
Contract start date	01/07/2015
Contract end date	

16/17 Contracted general activity (UDA)	9,832
Carry forward general activity (UDA)	274
16/17 Contracted orthodontic activity (UOA)	0
Carry forward orthodontic activity (UOA)	0
Baseline contract value	£220,594.94

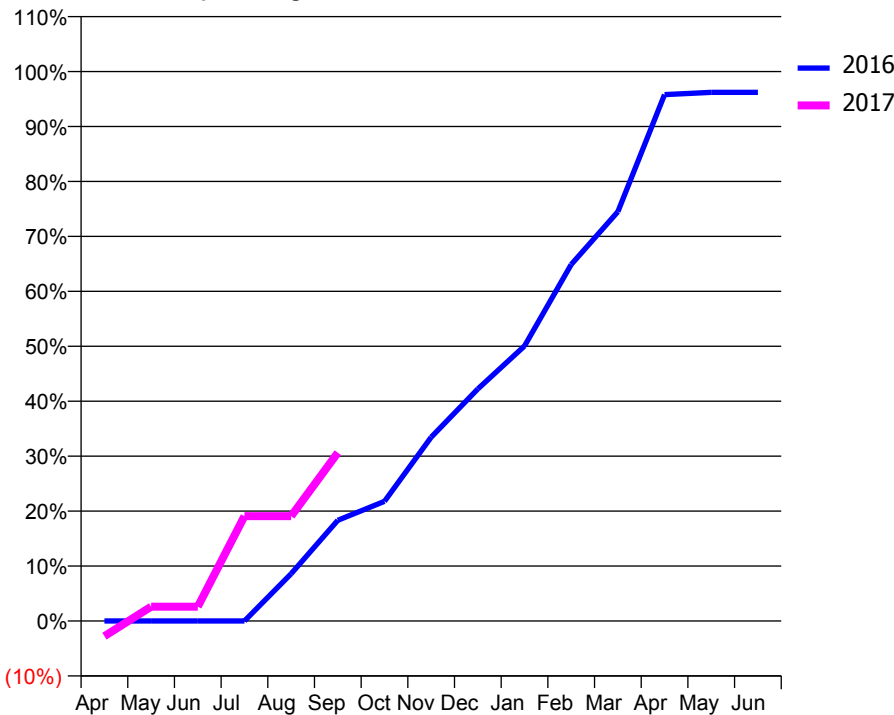
ACCESS*

Patients seen in 24 months	Total	Change since previous quarter
Quarter ending September 2015	848	
Quarter ending December 2015	1,787	↑
Quarter ending March 2016	2,622	↑
Quarter ending June 2016	2,892	↑
Quarter ending September 2016	3,096	↑
Variance since September 2015	265.1%	↑



ACTIVITY

Cumulative percentage of contracted UDA delivered 2016 & 2017



Month	Adjusted Scheduled Activity (UDA)	
	2016	2017
April	0	-273
May	0	257
June	0	257
July	0	1,876
August	635	1,876
September	1,352	3,013
October	1,605	
November	2,467	
December	3,114	
January	3,691	
February	4,785	
March	5,493	
April	7,065	
May	7,095	
June	7,095	

QUALITY

	Quantity	Base Number	Contract	AT	Region	England
% of FP17s for the same patient ID Re-attending within 3 months - Children	48	473	10.1%	9.9%	12.0%	12.4%
% of FP17s for the same patient ID Re-attending within 3 months - Adults	220	1,888	11.7%	14.7%	15.9%	16.7%
% of FP17s for the same patient ID Re-attending between 3 & 9 months - Children	232	473	49.0%	61.1%	58.6%	57.4%
% of FP17s for the same patient ID Re-attending between 3 & 9 months - Adults	817	1,888	43.3%	53.6%	51.6%	50.5%
% of FP17s for Band 1 Urgent Courses	59	1,763	3.3%	7.3%	8.0%	9.1%
% of FP17s Relating to Free Repair or Replacements	37	1,763	2.1%	0.8%	0.8%	0.8%
% of FP17s Relating to Continuations	17	1,763	1.0%	1.3%	1.3%	1.3%
% of Patients satisfied with the dentistry they have received	8	8	N/A	93.2%	93.1%	93.2%
% of Patients satisfied with the time they had to wait for an appointment	7	8	N/A	89.8%	89.1%	89.0%

* This is based on patients treated on this contract for their most recent course of treatment. Figures in italics indicate the base number of FP17s or Patient Questionnaire responses are less than 100. N/A is shown where the base number of responses is less than 10 during the period. % is calculated as Quantity/Base number*100

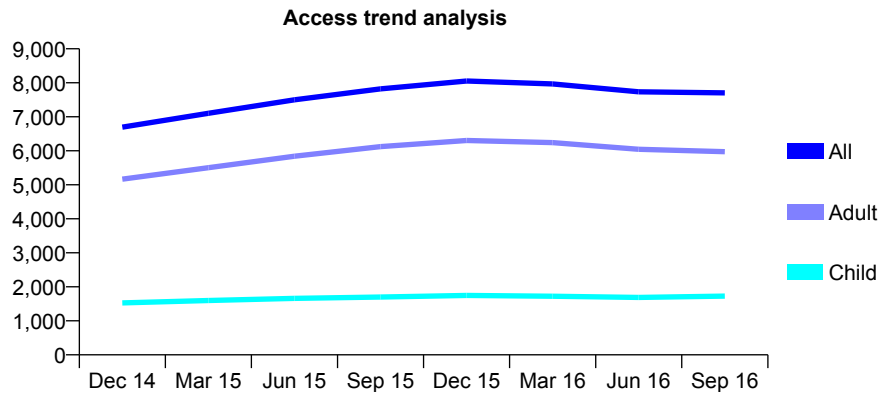
Q59 - Vital Signs At a Glance Contract Report for 183865/0002 - September 2016

Name or company name	H Amin & A Patel
Contract type name	GDS Contract
Purpose of contract	General
Contract start date	01/10/2013
Contract end date	

16/17 Contracted general activity (UDA)	19,643
Carry forward general activity (UDA)	-306
16/17 Contracted orthodontic activity (UOA)	0
Carry forward orthodontic activity (UOA)	0
Baseline contract value	£418,121.32

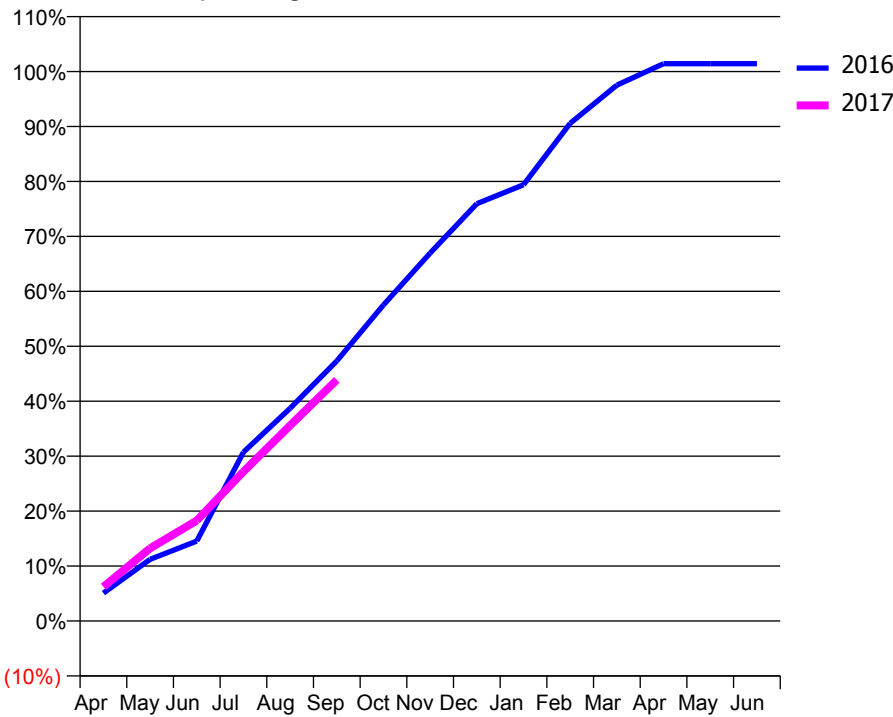
ACCESS*

Patients seen in 24 months	Total	Change since previous quarter
Quarter ending September 2015	7,822	
Quarter ending December 2015	8,051	↑
Quarter ending March 2016	7,965	↓
Quarter ending June 2016	7,737	↓
Quarter ending September 2016	7,703	→
Variance since September 2015	(1.5%)	↓



ACTIVITY

Cumulative percentage of contracted UDA delivered 2016 & 2017



Month	Adjusted Scheduled Activity (UDA)	
	2016	2017
April	1,099	1,224
May	2,429	2,601
June	3,149	3,592
July	6,651	5,343
August	8,381	6,992
September	10,247	8,620
October	12,449	
November	14,493	
December	16,434	
January	17,184	
February	19,601	
March	21,104	
April	21,951	
May	21,951	
June	21,949	

QUALITY

	Quantity	Base Number	Contract	AT	Region	England
% of FP17s for the same patient ID Re-attending within 3 months - Children	70	1,299	5.4%	9.9%	12.0%	12.4%
% of FP17s for the same patient ID Re-attending within 3 months - Adults	479	4,082	11.7%	14.7%	15.9%	16.7%
% of FP17s for the same patient ID Re-attending between 3 & 9 months - Children	868	1,299	66.8%	61.1%	58.6%	57.4%
% of FP17s for the same patient ID Re-attending between 3 & 9 months - Adults	2,691	4,082	65.9%	53.6%	51.6%	50.5%
% of FP17s for Band 1 Urgent Courses	245	4,878	5.0%	7.3%	8.0%	9.1%
% of FP17s Relating to Free Repair or Replacements	31	4,878	0.6%	0.8%	0.8%	0.8%
% of FP17s Relating to Continuations	29	4,878	0.6%	1.3%	1.3%	1.3%
% of Patients satisfied with the dentistry they have received	5	5	N/A	93.2%	93.1%	93.2%
% of Patients satisfied with the time they had to wait for an appointment	5	5	N/A	89.8%	89.1%	89.0%

* This is based on patients treated on this contract for their most recent course of treatment. Figures in italics indicate the base number of FP17s or Patient Questionnaire responses are less than 100. N/A is shown where the base number of responses is less than 10 during the period. % is calculated as Quantity/Base number*100

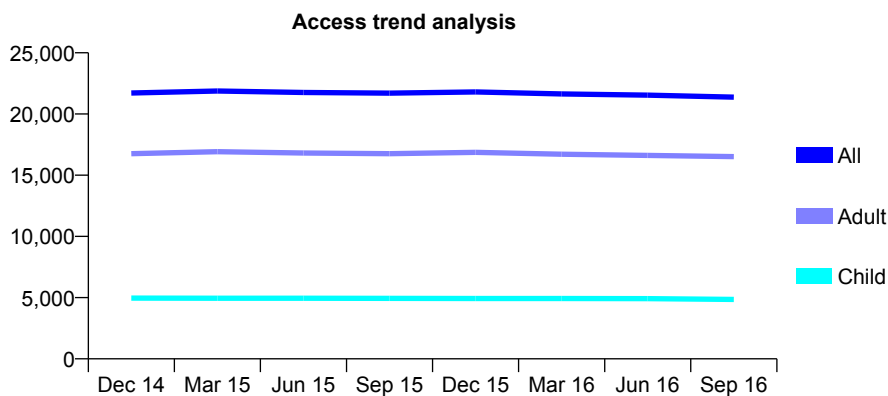
Q59 - Vital Signs At a Glance Contract Report for 187208/0001 - September 2016

Name or company name	Mr N Maxey & Mr W Welch
Contract type name	GDS Contract
Purpose of contract	General and Orthodontic
Contract start date	01/04/2006
Contract end date	

16/17 Contracted general activity (UDA)	63,070
Carry forward general activity (UDA)	0
16/17 Contracted orthodontic activity (UOA)	705
Carry forward orthodontic activity (UOA)	0
Baseline contract value	£1,531,688.03

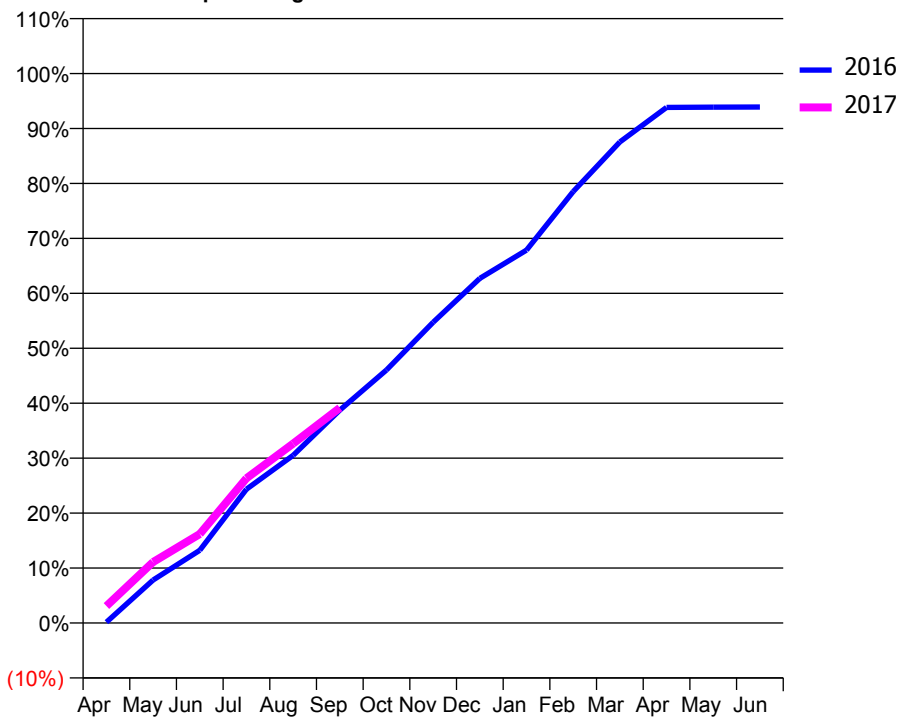
ACCESS*

Patients seen in 24 months	Total	Change since previous quarter
Quarter ending September 2015	21,704	
Quarter ending December 2015	21,798	→
Quarter ending March 2016	21,640	→
Quarter ending June 2016	21,537	→
Quarter ending September 2016	21,380	→
Variance since September 2015	(1.5%)	↓



ACTIVITY

Cumulative percentage of contracted UDA delivered 2016 & 2017



Month	Adjusted Scheduled Activity (UDA)	
	2016	2017
April	105	1,959
May	5,139	7,000
June	8,674	10,211
July	15,961	16,613
August	20,016	20,592
September	25,398	24,689
October	30,185	
November	35,894	
December	41,123	
January	44,497	
February	51,488	
March	57,398	
April	61,531	
May	61,563	
June	61,567	

QUALITY

	Quantity	Base Number	Contract	AT	Region	England
% of FP17s for the same patient ID Re-attending within 3 months - Children	291	4,022	7.2%	9.9%	12.0%	12.4%
% of FP17s for the same patient ID Re-attending within 3 months - Adults	1,884	12,835	14.7%	14.7%	15.9%	16.7%
% of FP17s for the same patient ID Re-attending between 3 & 9 months - Children	2,757	4,022	68.5%	61.1%	58.6%	57.4%
% of FP17s for the same patient ID Re-attending between 3 & 9 months - Adults	7,891	12,835	61.5%	53.6%	51.6%	50.5%
% of FP17s for Band 1 Urgent Courses	1,190	14,814	8.0%	7.3%	8.0%	9.1%
% of FP17s Relating to Free Repair or Replacements	89	14,814	0.6%	0.8%	0.8%	0.8%
% of FP17s Relating to Continuations	87	14,814	0.6%	1.3%	1.3%	1.3%
% of Patients satisfied with the dentistry they have received	28	31	90.3%	93.2%	93.1%	93.2%
% of Patients satisfied with the time they had to wait for an appointment	27	31	87.1%	89.8%	89.1%	89.0%

* This is based on patients treated on this contract for their most recent course of treatment. Figures in italics indicate the base number of FP17s or Patient Questionnaire responses are less than 100. N/A is shown where the base number of responses is less than 10 during the period. % is calculated as Quantity/Base number*100

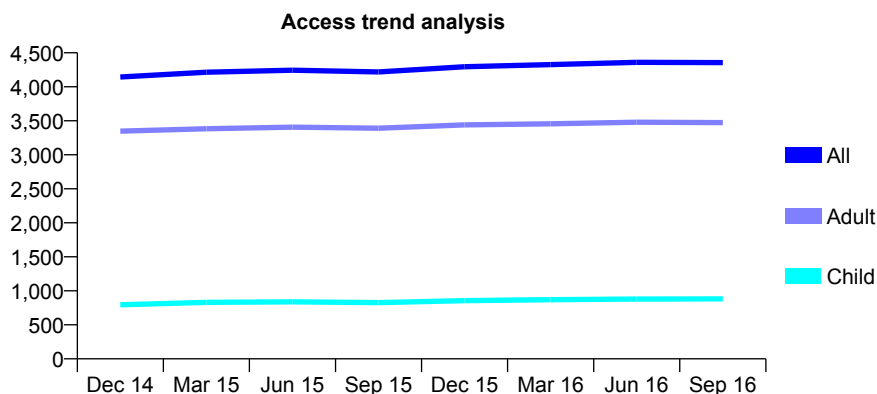
Q59 - Vital Signs At a Glance Contract Report for 187208/0002 - September 2016

Name or company name	Mr N Maxey & Mr W Welch
Contract type name	GDS Contract
Purpose of contract	General
Contract start date	01/04/2006
Contract end date	

16/17 Contracted general activity (UDA)	12,165
Carry forward general activity (UDA)	417
16/17 Contracted orthodontic activity (UOA)	0
Carry forward orthodontic activity (UOA)	0
Baseline contract value	£268,145.18

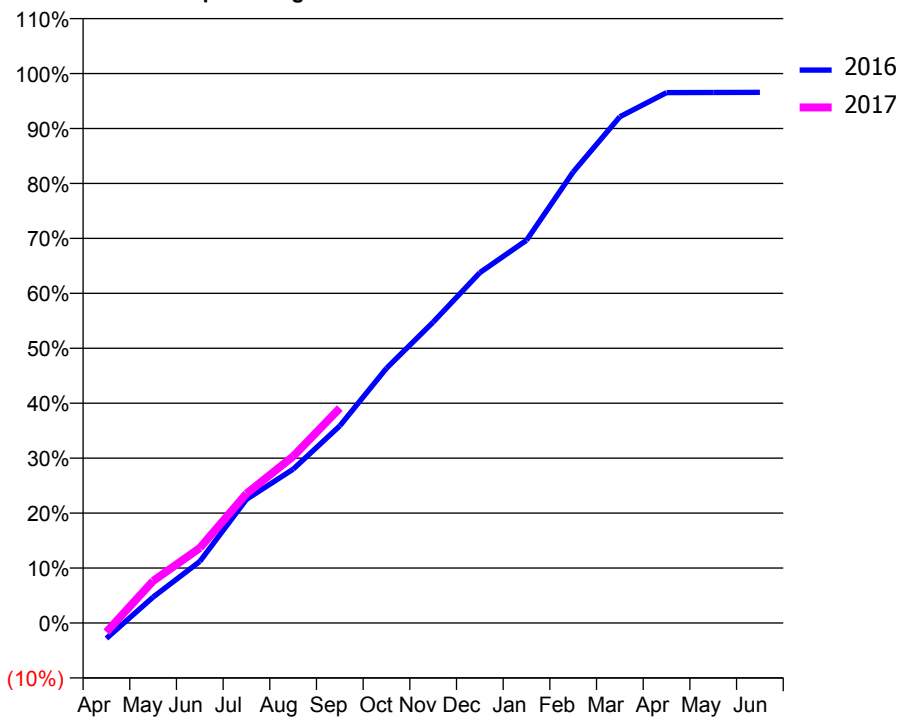
ACCESS*

Patients seen in 24 months	Total	Change since previous quarter
Quarter ending September 2015	4,218	
Quarter ending December 2015	4,295	→
Quarter ending March 2016	4,326	→
Quarter ending June 2016	4,359	→
Quarter ending September 2016	4,355	→
Variance since September 2015	3.2%	↑



ACTIVITY

Cumulative percentage of contracted UDA delivered 2016 & 2017



Month	Adjusted Scheduled Activity (UDA)	
	2016	2017
April	-344	-201
May	573	933
June	1,361	1,662
July	2,739	2,865
August	3,406	3,690
September	4,364	4,757
October	5,641	
November	6,661	
December	7,757	
January	8,474	
February	9,985	
March	11,207	
April	11,743	
May	11,744	
June	11,748	

QUALITY

	Quantity	Base Number	Contract	AT	Region	England
% of FP17s for the same patient ID Re-attending within 3 months - Children	43	686	6.3%	9.9%	12.0%	12.4%
% of FP17s for the same patient ID Re-attending within 3 months - Adults	348	2,760	12.6%	14.7%	15.9%	16.7%
% of FP17s for the same patient ID Re-attending between 3 & 9 months - Children	495	686	72.2%	61.1%	58.6%	57.4%
% of FP17s for the same patient ID Re-attending between 3 & 9 months - Adults	1,811	2,760	65.6%	53.6%	51.6%	50.5%
% of FP17s for Band 1 Urgent Courses	278	3,181	8.7%	7.3%	8.0%	9.1%
% of FP17s Relating to Free Repair or Replacements	9	3,181	0.3%	0.8%	0.8%	0.8%
% of FP17s Relating to Continuations	29	3,181	0.9%	1.3%	1.3%	1.3%
% of Patients satisfied with the dentistry they have received	4	5	N/A	93.2%	93.1%	93.2%
% of Patients satisfied with the time they had to wait for an appointment	4	5	N/A	89.8%	89.1%	89.0%

* This is based on patients treated on this contract for their most recent course of treatment. Figures in italics indicate the base number of FP17s or Patient Questionnaire responses are less than 100. N/A is shown where the base number of responses is less than 10 during the period. % is calculated as Quantity/Base number*100

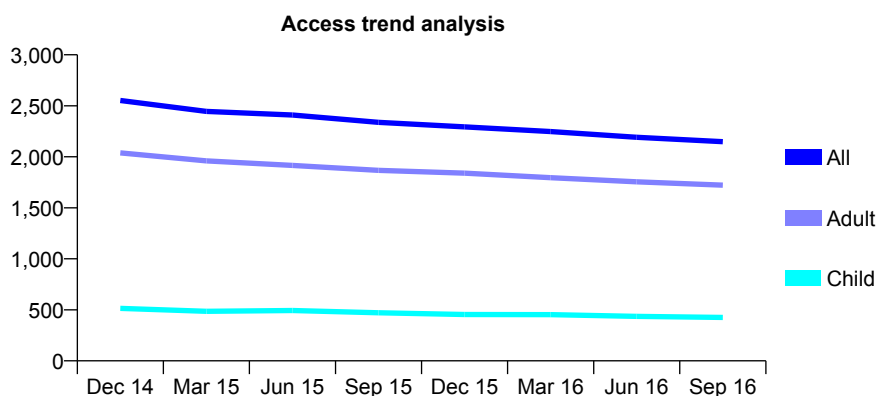
Q59 - Vital Signs At a Glance Contract Report for 187313/0002 - September 2016

Name or company name	J Ahmad, M Hallen, A Persson & A Alfreds
Contract type name	GDS Contract
Purpose of contract	General
Contract start date	01/04/2010
Contract end date	

16/17 Contracted general activity (UDA)	9,152
Carry forward general activity (UDA)	0
16/17 Contracted orthodontic activity (UOA)	0
Carry forward orthodontic activity (UOA)	0
Baseline contract value	£184,211.19

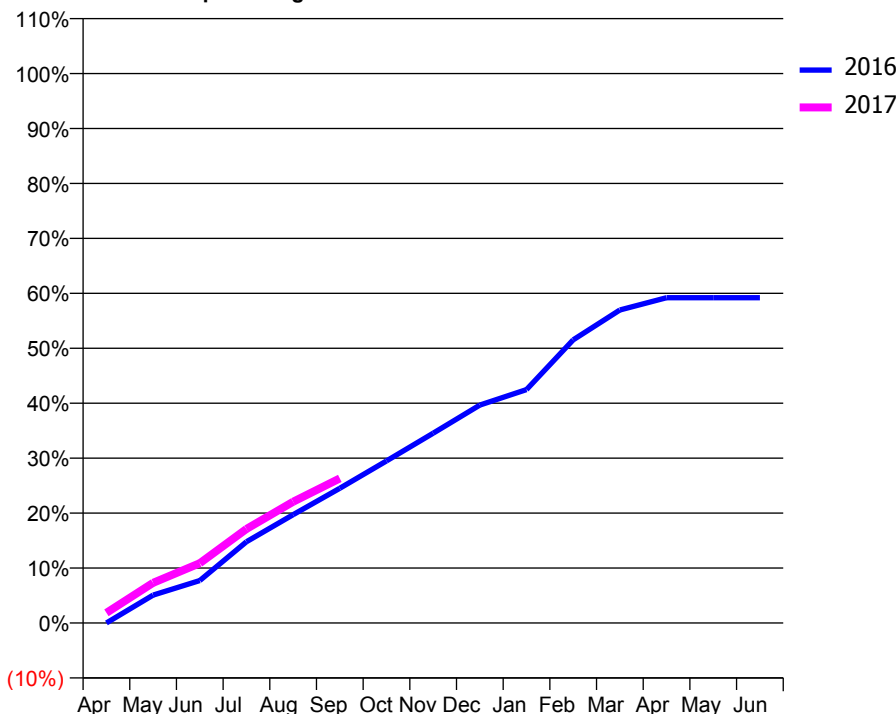
ACCESS*

Patients seen in 24 months	Total	Change since previous quarter
Quarter ending September 2015	2,338	
Quarter ending December 2015	2,294	↓
Quarter ending March 2016	2,248	↓
Quarter ending June 2016	2,191	↓
Quarter ending September 2016	2,148	↓
Variance since September 2015	(8.1%)	↓



ACTIVITY

Cumulative percentage of contracted UDA delivered 2016 & 2017



Month	Adjusted Scheduled Activity (UDA)	
	2016	2017
April	0	169
May	466	670
June	706	996
July	1,354	1,567
August	1,803	2,020
September	2,244	2,408
October	2,699	
November	3,160	
December	3,631	
January	3,888	
February	4,717	
March	5,213	
April	5,419	
May	5,419	
June	5,419	

QUALITY

	Quantity	Base Number	Contract	AT	Region	England
% of FP17s for the same patient ID Re-attending within 3 months - Children	20	280	7.1%	9.9%	12.0%	12.4%
% of FP17s for the same patient ID Re-attending within 3 months - Adults	198	1,272	15.6%	14.7%	15.9%	16.7%
% of FP17s for the same patient ID Re-attending between 3 & 9 months - Children	177	280	63.2%	61.1%	58.6%	57.4%
% of FP17s for the same patient ID Re-attending between 3 & 9 months - Adults	787	1,272	61.9%	53.6%	51.6%	50.5%
% of FP17s for Band 1 Urgent Courses	167	1,427	11.7%	7.3%	8.0%	9.1%
% of FP17s Relating to Free Repair or Replacements	0	1,427	0.0%	0.8%	0.8%	0.8%
% of FP17s Relating to Continuations	3	1,427	0.2%	1.3%	1.3%	1.3%
% of Patients satisfied with the dentistry they have received	2	2	N/A	93.2%	93.1%	93.2%
% of Patients satisfied with the time they had to wait for an appointment	2	2	N/A	89.8%	89.1%	89.0%

* This is based on patients treated on this contract for their most recent course of treatment. Figures in italics indicate the base number of FP17s or Patient Questionnaire responses are less than 100. N/A is shown where the base number of responses is less than 10 during the period. % is calculated as Quantity/Base number*100

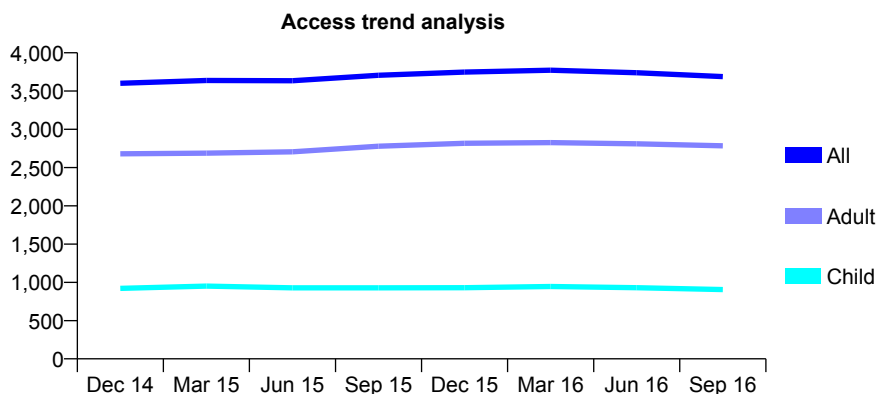
Q59 - Vital Signs At a Glance Contract Report for 188107/0001 - September 2016

Name or company name	Mr J Ratynski & Mrs M Ratynski
Contract type name	GDS Contract
Purpose of contract	General
Contract start date	15/08/2006
Contract end date	

16/17 Contracted general activity (UDA)	11,800
Carry forward general activity (UDA)	83
16/17 Contracted orthodontic activity (UOA)	0
Carry forward orthodontic activity (UOA)	0
Baseline contract value	£260,107.05

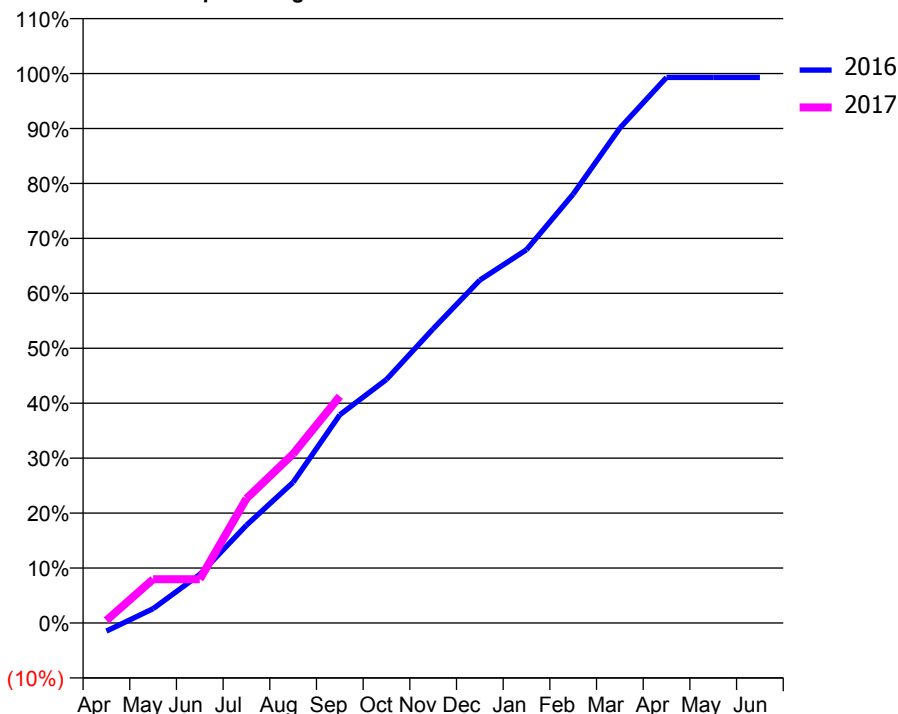
ACCESS*

Patients seen in 24 months	Total	Change since previous quarter
Quarter ending September 2015	3,707	
Quarter ending December 2015	3,748	→
Quarter ending March 2016	3,772	→
Quarter ending June 2016	3,740	→
Quarter ending September 2016	3,689	↓
Variance since September 2015	(0.5%)	→



ACTIVITY

Cumulative percentage of contracted UDA delivered 2016 & 2017



Month	Adjusted Scheduled Activity (UDA)	
	2016	2017
April	-176	55
May	309	940
June	1,043	940
July	2,101	2,672
August	3,023	3,633
September	4,470	4,868
October	5,230	
November	6,317	
December	7,364	
January	8,016	
February	9,210	
March	10,629	
April	11,717	
May	11,717	
June	11,717	

QUALITY

	Quantity	Base Number	Contract	AT	Region	England
% of FP17s for the same patient ID Re-attending within 3 months - Children	57	805	7.1%	9.9%	12.0%	12.4%
% of FP17s for the same patient ID Re-attending within 3 months - Adults	319	2,406	13.3%	14.7%	15.9%	16.7%
% of FP17s for the same patient ID Re-attending between 3 & 9 months - Children	589	805	73.2%	61.1%	58.6%	57.4%
% of FP17s for the same patient ID Re-attending between 3 & 9 months - Adults	1,696	2,406	70.5%	53.6%	51.6%	50.5%
% of FP17s for Band 1 Urgent Courses	60	2,711	2.2%	7.3%	8.0%	9.1%
% of FP17s Relating to Free Repair or Replacements	4	2,711	0.1%	0.8%	0.8%	0.8%
% of FP17s Relating to Continuations	61	2,711	2.3%	1.3%	1.3%	1.3%
% of Patients satisfied with the dentistry they have received	4	4	N/A	93.2%	93.1%	93.2%
% of Patients satisfied with the time they had to wait for an appointment	4	4	N/A	89.8%	89.1%	89.0%

* This is based on patients treated on this contract for their most recent course of treatment. Figures in italics indicate the base number of FP17s or Patient Questionnaire responses are less than 100. N/A is shown where the base number of responses is less than 10 during the period. % is calculated as Quantity/Base number*100

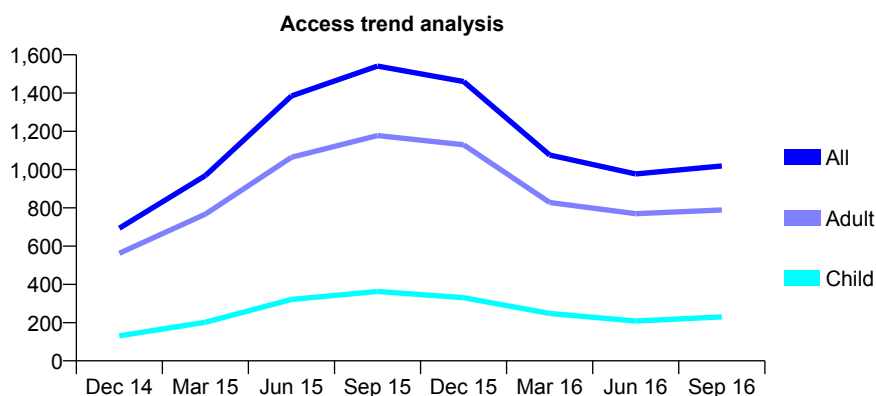
Q59 - Vital Signs At a Glance Contract Report for 188867/0001 - September 2016

Name or company name	Mr Williams, Mr Moroney and Mr Ablett
Contract type name	GDS Contract
Purpose of contract	General
Contract start date	01/10/2013
Contract end date	

16/17 Contracted general activity (UDA)	3,578
Carry forward general activity (UDA)	0
16/17 Contracted orthodontic activity (UOA)	0
Carry forward orthodontic activity (UOA)	0
Baseline contract value	£81,692.82

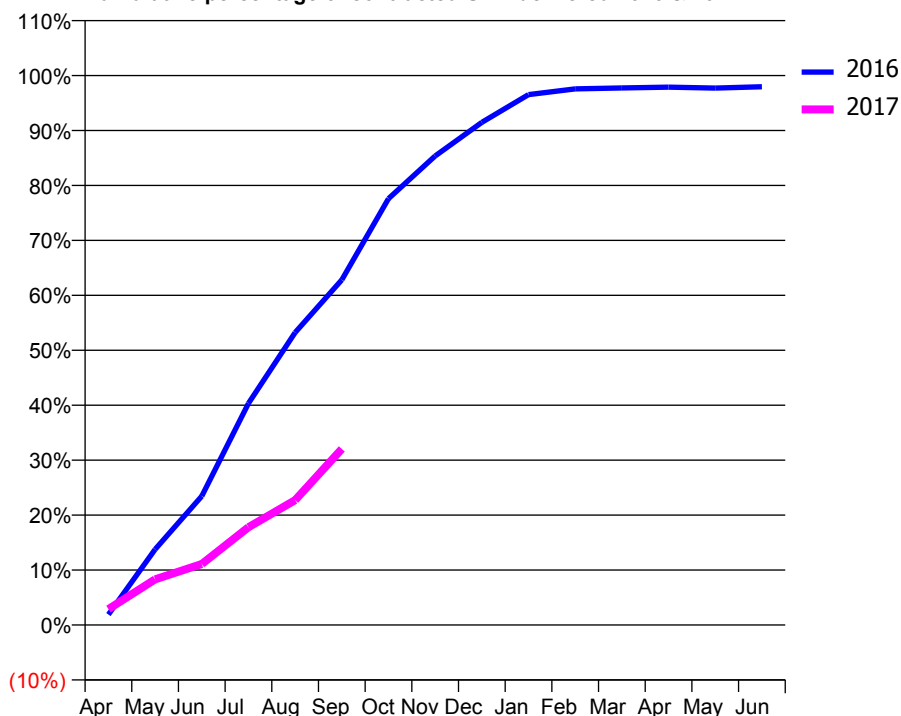
ACCESS*

Patients seen in 24 months	Total	Change since previous quarter
Quarter ending September 2015	1,541	
Quarter ending December 2015	1,460	↓
Quarter ending March 2016	1,076	↓
Quarter ending June 2016	977	↓
Quarter ending September 2016	1,019	↑
Variance since September 2015	(33.9%)	↓



ACTIVITY

Cumulative percentage of contracted UDA delivered 2016 & 2017



Month	Adjusted Scheduled Activity (UDA)	
	2016	2017
April	68	104
May	493	297
June	839	397
July	1,443	637
August	1,905	813
September	2,247	1,146
October	2,777	
November	3,054	
December	3,273	
January	3,454	
February	3,491	
March	3,497	
April	3,502	
May	3,496	
June	3,505	

QUALITY

	Quantity	Base Number	Contract	AT	Region	England
% of FP17s for the same patient ID Re-attending within 3 months - Children	3	122	2.5%	9.9%	12.0%	12.4%
% of FP17s for the same patient ID Re-attending within 3 months - Adults	24	431	5.6%	14.7%	15.9%	16.7%
% of FP17s for the same patient ID Re-attending between 3 & 9 months - Children	28	122	23.0%	61.1%	58.6%	57.4%
% of FP17s for the same patient ID Re-attending between 3 & 9 months - Adults	99	431	23.0%	53.6%	51.6%	50.5%
% of FP17s for Band 1 Urgent Courses	67	546	12.3%	7.3%	8.0%	9.1%
% of FP17s Relating to Free Repair or Replacements	2	546	0.4%	0.8%	0.8%	0.8%
% of FP17s Relating to Continuations	5	546	0.9%	1.3%	1.3%	1.3%
% of Patients satisfied with the dentistry they have received	0	0	N/A	93.2%	93.1%	93.2%
% of Patients satisfied with the time they had to wait for an appointment	0	0	N/A	89.8%	89.1%	89.0%

* This is based on patients treated on this contract for their most recent course of treatment. Figures in italics indicate the base number of FP17s or Patient Questionnaire responses are less than 100. N/A is shown where the base number of responses is less than 10 during the period. % is calculated as Quantity/Base number*100

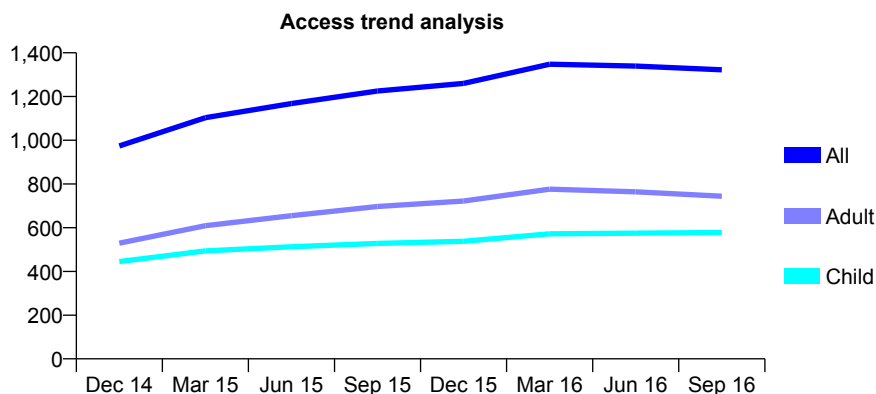
Q59 - Vital Signs At a Glance Contract Report for 189820/0001 - September 2016

Name or company name	J & P Pallipatt T/A Aesthetic Smiles
Contract type name	GDS Contract
Purpose of contract	General
Contract start date	01/12/2010
Contract end date	

16/17 Contracted general activity (UDA)	3,000
Carry forward general activity (UDA)	9
16/17 Contracted orthodontic activity (UOA)	0
Carry forward orthodontic activity (UOA)	0
Baseline contract value	£143,016.51

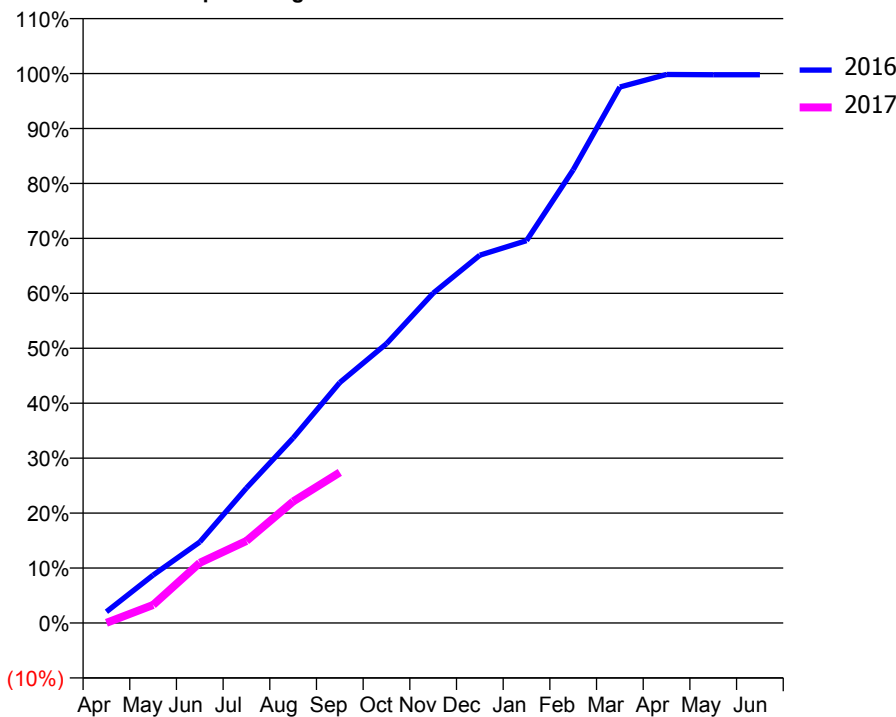
ACCESS*

Patients seen in 24 months	Total	Change since previous quarter
Quarter ending September 2015	1,225	
Quarter ending December 2015	1,260	↑
Quarter ending March 2016	1,348	↑
Quarter ending June 2016	1,339	→
Quarter ending September 2016	1,322	↓
Variance since September 2015	7.9%	↑



ACTIVITY

Cumulative percentage of contracted UDA delivered 2016 & 2017



Adjusted Scheduled Activity (UDA)

Month	2016	2017
April	82	1
May	349	99
June	590	328
July	983	448
August	1,347	664
September	1,750	822
October	2,033	
November	2,401	
December	2,678	
January	2,784	
February	3,299	
March	3,902	
April	3,992	
May	3,991	
June	3,991	

QUALITY

	Quantity	Base Number	Contract	AT	Region	England
% of FP17s for the same patient ID Re-attending within 3 months - Children	17	266	6.4%	9.9%	12.0%	12.4%
% of FP17s for the same patient ID Re-attending within 3 months - Adults	62	288	21.5%	14.7%	15.9%	16.7%
% of FP17s for the same patient ID Re-attending between 3 & 9 months - Children	136	266	51.1%	61.1%	58.6%	57.4%
% of FP17s for the same patient ID Re-attending between 3 & 9 months - Adults	136	288	47.2%	53.6%	51.6%	50.5%
% of FP17s for Band 1 Urgent Courses	75	520	14.4%	7.3%	8.0%	9.1%
% of FP17s Relating to Free Repair or Replacements	1	520	0.2%	0.8%	0.8%	0.8%
% of FP17s Relating to Continuations	0	520	0.0%	1.3%	1.3%	1.3%
% of Patients satisfied with the dentistry they have received	2	2	N/A	93.2%	93.1%	93.2%
% of Patients satisfied with the time they had to wait for an appointment	2	2	N/A	89.8%	89.1%	89.0%

* This is based on patients treated on this contract for their most recent course of treatment. Figures in italics indicate the base number of FP17s or Patient Questionnaire responses are less than 100. N/A is shown where the base number of responses is less than 10 during the period. % is calculated as Quantity/Base number*100

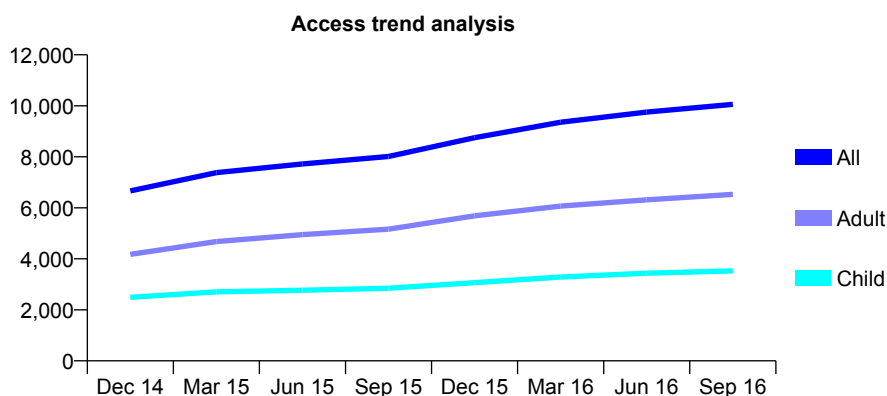
Q59 - Vital Signs At a Glance Contract Report for 189960/0001 - September 2016

Name or company name	Mr Z Kapadia & Mr N F Kapadia
Contract type name	GDS Contract
Purpose of contract	General
Contract start date	01/04/2014
Contract end date	

16/17 Contracted general activity (UDA)	23,121
Carry forward general activity (UDA)	895
16/17 Contracted orthodontic activity (UOA)	0
Carry forward orthodontic activity (UOA)	0
Baseline contract value	£569,616.63

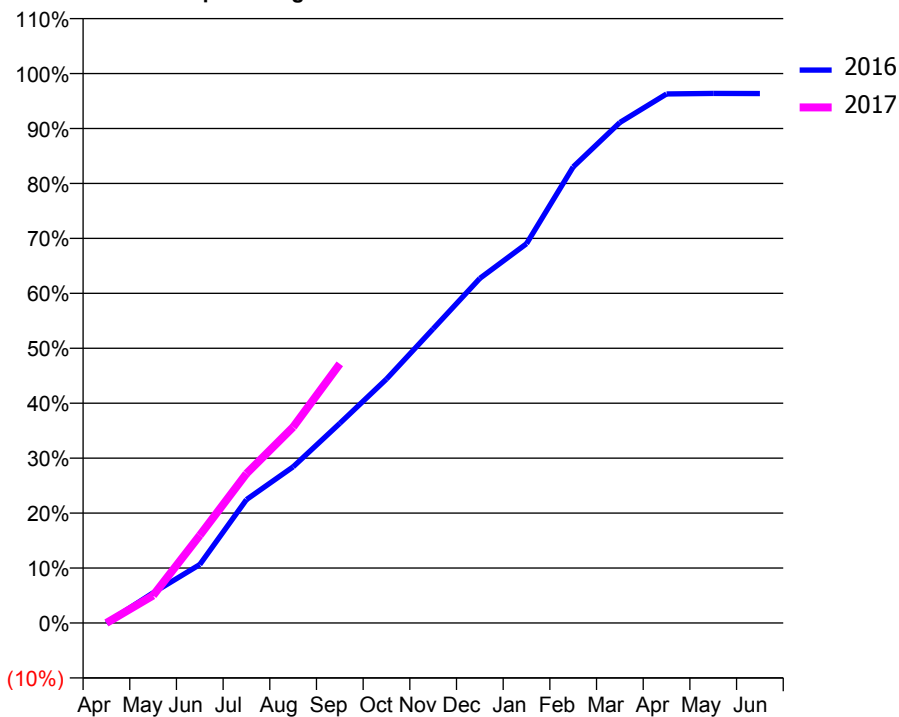
ACCESS*

Patients seen in 24 months	Total	Change since previous quarter
Quarter ending September 2015	8,014	
Quarter ending December 2015	8,751	↑
Quarter ending March 2016	9,357	↑
Quarter ending June 2016	9,754	↑
Quarter ending September 2016	10,058	↑
Variance since September 2015	25.5%	↑



ACTIVITY

Cumulative percentage of contracted UDA delivered 2016 & 2017



Month	Adjusted Scheduled Activity (UDA)	
	2016	2017
April	-1	-5
May	1,350	1,157
June	2,617	3,688
July	5,518	6,285
August	6,987	8,247
September	8,929	10,903
October	10,906	
November	13,157	
December	15,409	
January	16,960	
February	20,397	
March	22,382	
April	23,658	
May	23,679	
June	23,676	

QUALITY

	Quantity	Base Number	Contract	AT	Region	England
% of FP17s for the same patient ID Re-attending within 3 months - Children	148	3,116	4.7%	9.9%	12.0%	12.4%
% of FP17s for the same patient ID Re-attending within 3 months - Adults	480	5,075	9.5%	14.7%	15.9%	16.7%
% of FP17s for the same patient ID Re-attending between 3 & 9 months - Children	2,130	3,116	68.4%	61.1%	58.6%	57.4%
% of FP17s for the same patient ID Re-attending between 3 & 9 months - Adults	3,084	5,075	60.8%	53.6%	51.6%	50.5%
% of FP17s for Band 1 Urgent Courses	288	7,106	4.1%	7.3%	8.0%	9.1%
% of FP17s Relating to Free Repair or Replacements	27	7,106	0.4%	0.8%	0.8%	0.8%
% of FP17s Relating to Continuations	12	7,106	0.2%	1.3%	1.3%	1.3%
% of Patients satisfied with the dentistry they have received	10	13	76.9%	93.2%	93.1%	93.2%
% of Patients satisfied with the time they had to wait for an appointment	9	13	69.2%	89.8%	89.1%	89.0%

* This is based on patients treated on this contract for their most recent course of treatment. Figures in italics indicate the base number of FP17s or Patient Questionnaire responses are less than 100. N/A is shown where the base number of responses is less than 10 during the period. % is calculated as Quantity/Base number*100

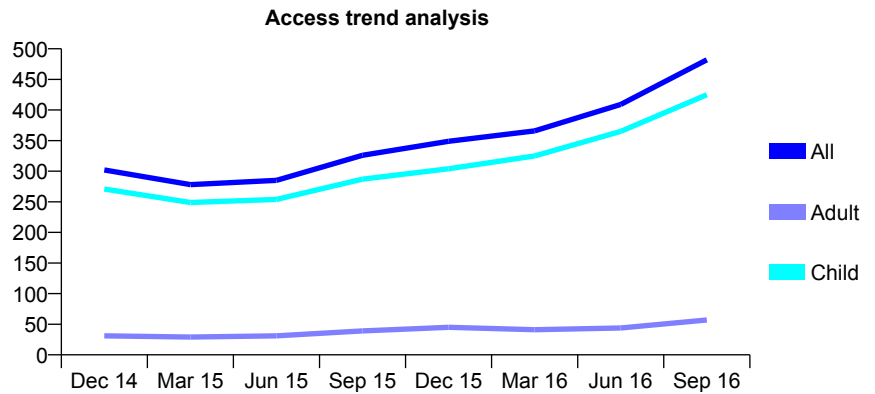
Q59 - Vital Signs At a Glance Contract Report for 191248/0001 - September 2016

Name or company name	Mr K Makwana & Mr P Patel
Contract type name	GDS Contract
Purpose of contract	General
Contract start date	01/02/2012
Contract end date	

16/17 Contracted general activity (UDA)	2,000
Carry forward general activity (UDA)	0
16/17 Contracted orthodontic activity (UOA)	0
Carry forward orthodontic activity (UOA)	0
Baseline contract value	£45,680.43

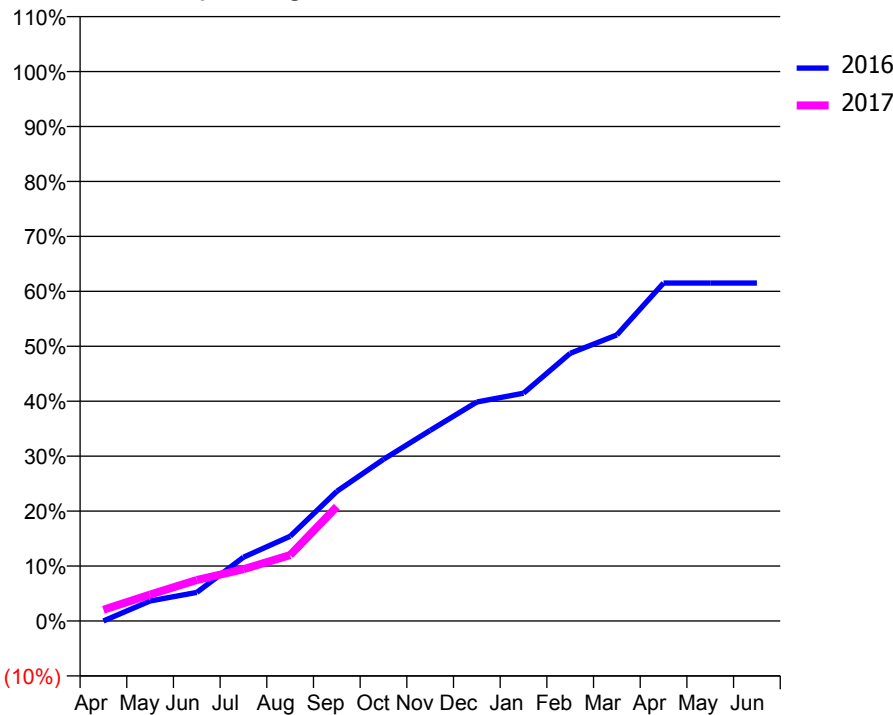
ACCESS*

Patients seen in 24 months	Total	Change since previous quarter
Quarter ending September 2015	326	
Quarter ending December 2015	349	↑
Quarter ending March 2016	366	↑
Quarter ending June 2016	409	↑
Quarter ending September 2016	482	↑
Variance since September 2015	47.9%	↑



ACTIVITY

Cumulative percentage of contracted UDA delivered 2016 & 2017



Month	Adjusted Scheduled Activity (UDA)	
	2016	2017
April	0	41
May	38	96
June	55	149
July	122	189
August	162	240
September	248	416
October	309	
November	364	
December	418	
January	435	
February	512	
March	547	
April	646	
May	646	
June	646	

QUALITY

	Quantity	Base Number	Contract	AT	Region	England
% of FP17s for the same patient ID Re-attending within 3 months - Children	23	414	5.6%	9.9%	12.0%	12.4%
% of FP17s for the same patient ID Re-attending within 3 months - Adults	0	0	N/A	14.7%	15.9%	16.7%
% of FP17s for the same patient ID Re-attending between 3 & 9 months - Children	170	414	41.1%	61.1%	58.6%	57.4%
% of FP17s for the same patient ID Re-attending between 3 & 9 months - Adults	0	0	N/A	53.6%	51.6%	50.5%
% of FP17s for Band 1 Urgent Courses	17	339	5.0%	7.3%	8.0%	9.1%
% of FP17s Relating to Free Repair or Replacements	0	339	0.0%	0.8%	0.8%	0.8%
% of FP17s Relating to Continuations	0	339	0.0%	1.3%	1.3%	1.3%
% of Patients satisfied with the dentistry they have received	1	1	N/A	93.2%	93.1%	93.2%
% of Patients satisfied with the time they had to wait for an appointment	1	1	N/A	89.8%	89.1%	89.0%

* This is based on patients treated on this contract for their most recent course of treatment. Figures in italics indicate the base number of FP17s or Patient Questionnaire responses are less than 100. N/A is shown where the base number of responses is less than 10 during the period. % is calculated as Quantity/Base number*100

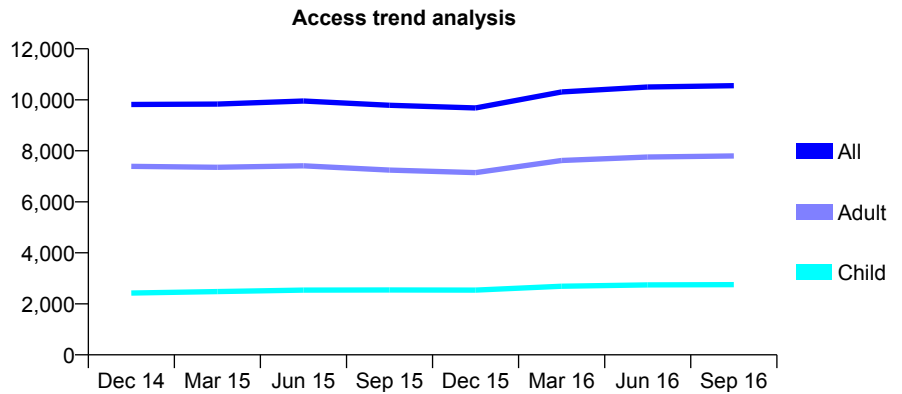
Q59 - Vital Signs At a Glance Contract Report for 191310/0001 - September 2016

Name or company name	East Midlands Community Dental Ass. Ltd.
Contract type name	GDS Contract
Purpose of contract	General
Contract start date	15/11/2006
Contract end date	

16/17 Contracted general activity (UDA)	28,504
Carry forward general activity (UDA)	710
16/17 Contracted orthodontic activity (UOA)	0
Carry forward orthodontic activity (UOA)	0
Baseline contract value	£628,307.05

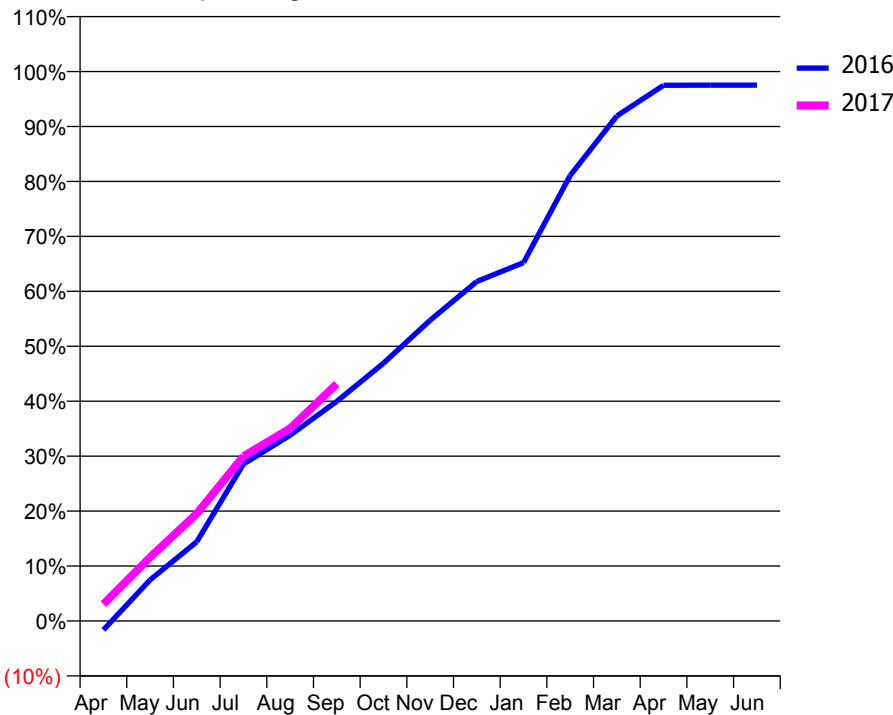
ACCESS*

Patients seen in 24 months	Total	Change since previous quarter
Quarter ending September 2015	9,787	
Quarter ending December 2015	9,682	↓
Quarter ending March 2016	10,311	↑
Quarter ending June 2016	10,502	→
Quarter ending September 2016	10,553	→
Variance since September 2015	7.8%	↑



ACTIVITY

Cumulative percentage of contracted UDA delivered 2016 & 2017



Month	Adjusted Scheduled Activity (UDA)	
	2016	2017
April	-469	875
May	2,131	3,308
June	4,114	5,570
July	8,146	8,547
August	9,639	9,994
September	11,399	12,300
October	13,374	
November	15,598	
December	17,615	
January	18,591	
February	23,115	
March	26,197	
April	27,787	
May	27,793	
June	27,794	

QUALITY

	Quantity	Base Number	Contract	AT	Region	England
% of FP17s for the same patient ID Re-attending within 3 months - Children	133	1,979	6.7%	9.9%	12.0%	12.4%
% of FP17s for the same patient ID Re-attending within 3 months - Adults	686	5,533	12.4%	14.7%	15.9%	16.7%
% of FP17s for the same patient ID Re-attending between 3 & 9 months - Children	1,265	1,979	63.9%	61.1%	58.6%	57.4%
% of FP17s for the same patient ID Re-attending between 3 & 9 months - Adults	2,966	5,533	53.6%	53.6%	51.6%	50.5%
% of FP17s for Band 1 Urgent Courses	615	6,742	9.1%	7.3%	8.0%	9.1%
% of FP17s Relating to Free Repair or Replacements	29	6,742	0.4%	0.8%	0.8%	0.8%
% of FP17s Relating to Continuations	71	6,742	1.1%	1.3%	1.3%	1.3%
% of Patients satisfied with the dentistry they have received	19	19	100.0%	93.2%	93.1%	93.2%
% of Patients satisfied with the time they had to wait for an appointment	18	19	94.7%	89.8%	89.1%	89.0%

* This is based on patients treated on this contract for their most recent course of treatment. Figures in italics indicate the base number of FP17s or Patient Questionnaire responses are less than 100. N/A is shown where the base number of responses is less than 10 during the period. % is calculated as Quantity/Base number*100

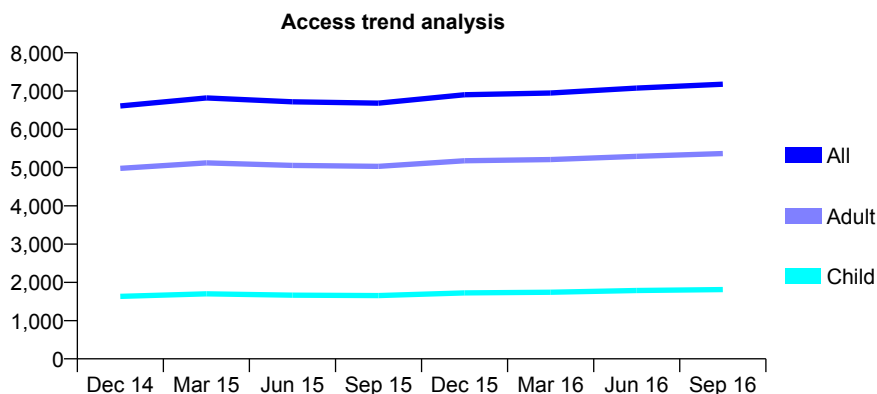
Q59 - Vital Signs At a Glance Contract Report for 191310/0004 - September 2016

Name or company name	East Midlands Community Dental Ass. Ltd.
Contract type name	GDS Contract
Purpose of contract	General
Contract start date	04/04/2008
Contract end date	

16/17 Contracted general activity (UDA)	21,000
Carry forward general activity (UDA)	-223
16/17 Contracted orthodontic activity (UOA)	0
Carry forward orthodontic activity (UOA)	0
Baseline contract value	£462,902.39

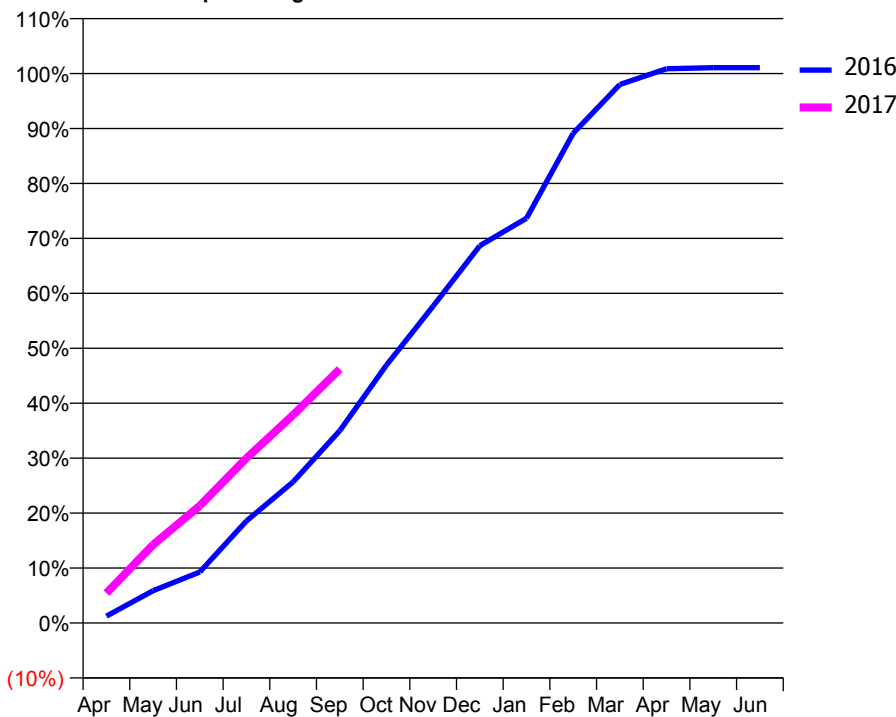
ACCESS*

Patients seen in 24 months	Total	Change since previous quarter
Quarter ending September 2015	6,685	
Quarter ending December 2015	6,902	↑
Quarter ending March 2016	6,950	→
Quarter ending June 2016	7,079	→
Quarter ending September 2016	7,178	→
Variance since September 2015	7.4%	↑



ACTIVITY

Cumulative percentage of contracted UDA delivered 2016 & 2017



Month	Adjusted Scheduled Activity (UDA)	
	2016	2017
April	263	1,145
May	1,238	2,992
June	1,949	4,482
July	3,903	6,304
August	5,396	7,952
September	7,349	9,707
October	9,859	
November	12,112	
December	14,420	
January	15,469	
February	18,713	
March	20,581	
April	21,181	
May	21,223	
June	21,223	

QUALITY

	Quantity	Base Number	Contract	AT	Region	England
% of FP17s for the same patient ID Re-attending within 3 months - Children	76	1,143	6.6%	9.9%	12.0%	12.4%
% of FP17s for the same patient ID Re-attending within 3 months - Adults	409	2,992	13.7%	14.7%	15.9%	16.7%
% of FP17s for the same patient ID Re-attending between 3 & 9 months - Children	640	1,143	56.0%	61.1%	58.6%	57.4%
% of FP17s for the same patient ID Re-attending between 3 & 9 months - Adults	1,428	2,992	47.7%	53.6%	51.6%	50.5%
% of FP17s for Band 1 Urgent Courses	378	3,860	9.8%	7.3%	8.0%	9.1%
% of FP17s Relating to Free Repair or Replacements	22	3,860	0.6%	0.8%	0.8%	0.8%
% of FP17s Relating to Continuations	41	3,860	1.1%	1.3%	1.3%	1.3%
% of Patients satisfied with the dentistry they have received	13	13	100.0%	93.2%	93.1%	93.2%
% of Patients satisfied with the time they had to wait for an appointment	13	13	100.0%	89.8%	89.1%	89.0%

* This is based on patients treated on this contract for their most recent course of treatment. Figures in italics indicate the base number of FP17s or Patient Questionnaire responses are less than 100. N/A is shown where the base number of responses is less than 10 during the period. % is calculated as Quantity/Base number*100

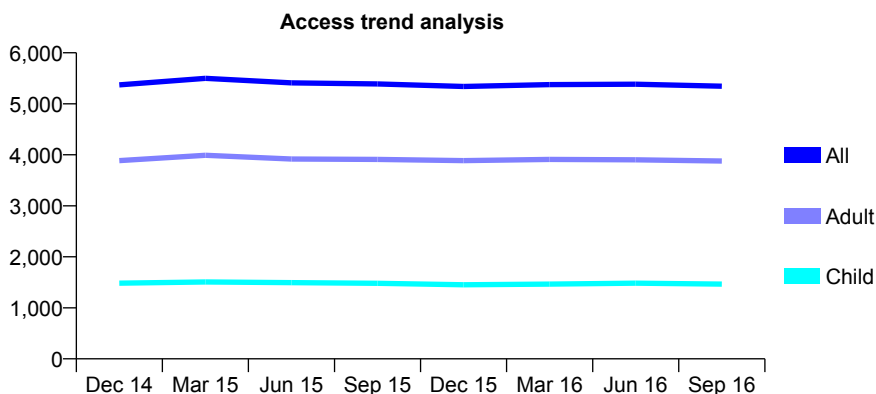
Q59 - Vital Signs At a Glance Contract Report for 191779/0001 - September 2016

Name or company name	Dr H Moti & Dr J Shah
Contract type name	GDS Contract
Purpose of contract	General
Contract start date	01/05/2008
Contract end date	

16/17 Contracted general activity (UDA)	11,711
Carry forward general activity (UDA)	443
16/17 Contracted orthodontic activity (UOA)	0
Carry forward orthodontic activity (UOA)	0
Baseline contract value	£318,940.59

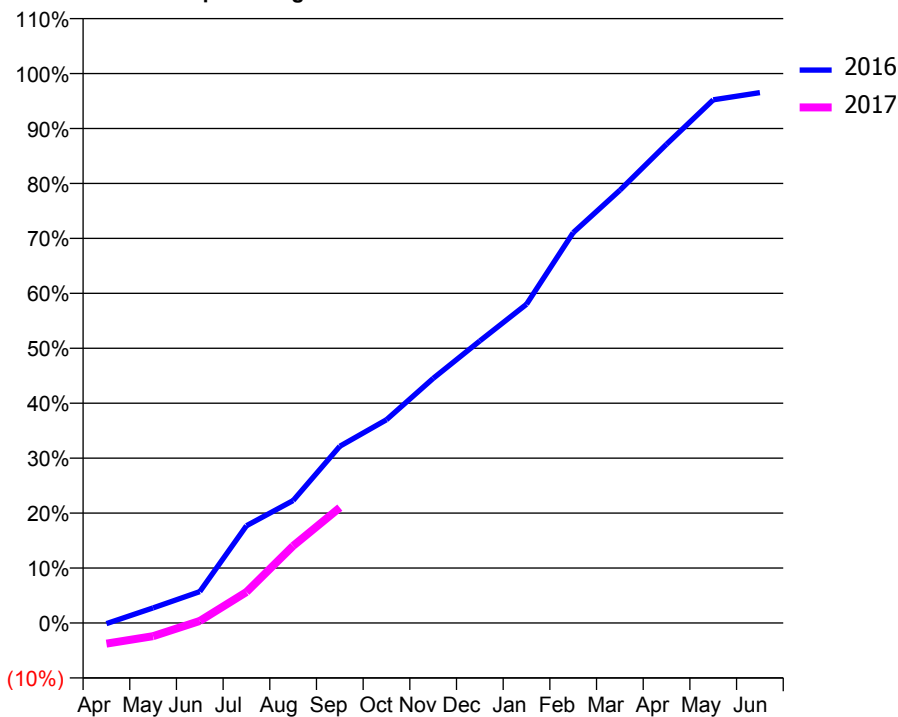
ACCESS*

Patients seen in 24 months	Total	Change since previous quarter
Quarter ending September 2015	5,390	
Quarter ending December 2015	5,340	→
Quarter ending March 2016	5,376	→
Quarter ending June 2016	5,385	→
Quarter ending September 2016	5,345	→
Variance since September 2015	(0.8%)	→



ACTIVITY

Cumulative percentage of contracted UDA delivered 2016 & 2017



Month	Adjusted Scheduled Activity (UDA)	
	2016	2017
April	-18	-443
May	350	-283
June	727	43
July	2,249	660
August	2,834	1,645
September	4,089	2,460
October	4,703	
November	5,657	
December	6,526	
January	7,374	
February	9,029	
March	10,012	
April	11,076	
May	12,102	
June	12,268	

QUALITY

	Quantity	Base Number	Contract	AT	Region	England
% of FP17s for the same patient ID Re-attending within 3 months - Children	79	1,195	6.6%	9.9%	12.0%	12.4%
% of FP17s for the same patient ID Re-attending within 3 months - Adults	266	2,401	11.1%	14.7%	15.9%	16.7%
% of FP17s for the same patient ID Re-attending between 3 & 9 months - Children	786	1,195	65.8%	61.1%	58.6%	57.4%
% of FP17s for the same patient ID Re-attending between 3 & 9 months - Adults	1,340	2,401	55.8%	53.6%	51.6%	50.5%
% of FP17s for Band 1 Urgent Courses	154	1,799	8.6%	7.3%	8.0%	9.1%
% of FP17s Relating to Free Repair or Replacements	14	1,799	0.8%	0.8%	0.8%	0.8%
% of FP17s Relating to Continuations	12	1,799	0.7%	1.3%	1.3%	1.3%
% of Patients satisfied with the dentistry they have received	3	3	N/A	93.2%	93.1%	93.2%
% of Patients satisfied with the time they had to wait for an appointment	3	3	N/A	89.8%	89.1%	89.0%

* This is based on patients treated on this contract for their most recent course of treatment. Figures in italics indicate the base number of FP17s or Patient Questionnaire responses are less than 100. N/A is shown where the base number of responses is less than 10 during the period. % is calculated as Quantity/Base number*100

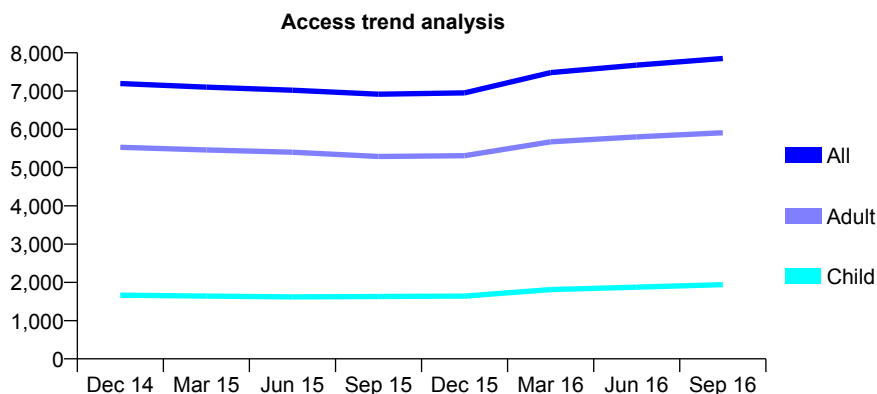
Q59 - Vital Signs At a Glance Contract Report for 193461/0001 - September 2016

Name or company name	Forest House Dental Surgery Limited
Contract type name	GDS Contract
Purpose of contract	General
Contract start date	01/10/2007
Contract end date	

16/17 Contracted general activity (UDA)	23,341
Carry forward general activity (UDA)	695
16/17 Contracted orthodontic activity (UOA)	0
Carry forward orthodontic activity (UOA)	0
Baseline contract value	£535,824.40

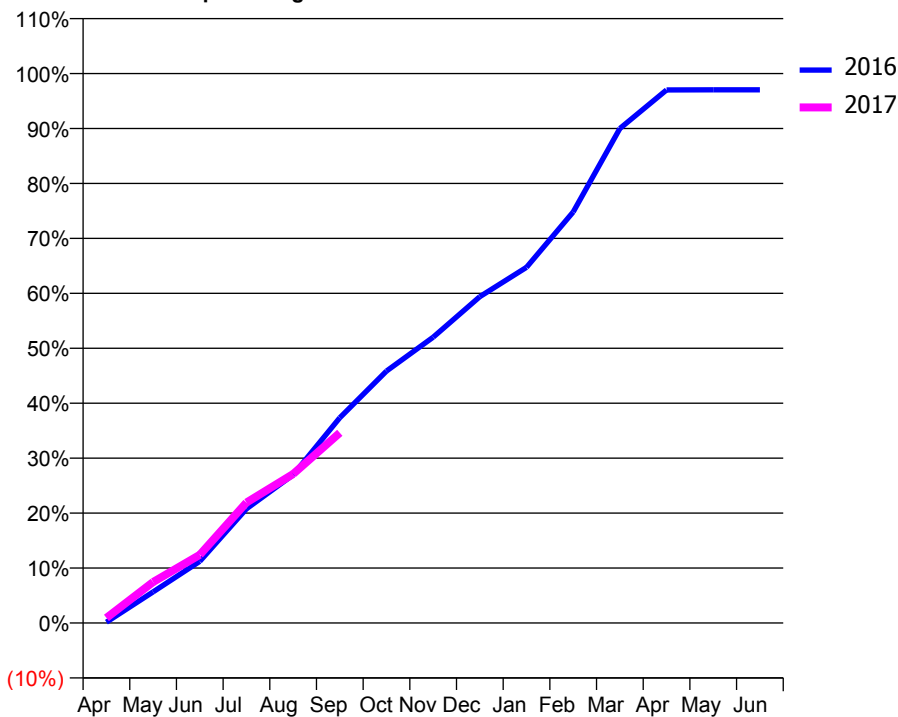
ACCESS*

Patients seen in 24 months	Total	Change since previous quarter
Quarter ending September 2015	6,919	
Quarter ending December 2015	6,952	→
Quarter ending March 2016	7,483	↑
Quarter ending June 2016	7,676	↑
Quarter ending September 2016	7,851	↑
Variance since September 2015	13.5%	↑



ACTIVITY

Cumulative percentage of contracted UDA delivered 2016 & 2017



Month	Adjusted Scheduled Activity (UDA)	
	2016	2017
April	38	215
May	1,321	1,744
June	2,620	2,898
July	4,850	5,120
August	6,296	6,330
September	8,718	8,078
October	10,701	
November	12,142	
December	13,863	
January	15,108	
February	17,458	
March	21,003	
April	22,645	
May	22,649	
June	22,646	

QUALITY

	Quantity	Base Number	Contract	AT	Region	England
% of FP17s for the same patient ID Re-attending within 3 months - Children	116	1,360	8.5%	9.9%	12.0%	12.4%
% of FP17s for the same patient ID Re-attending within 3 months - Adults	671	4,263	15.7%	14.7%	15.9%	16.7%
% of FP17s for the same patient ID Re-attending between 3 & 9 months - Children	769	1,360	56.5%	61.1%	58.6%	57.4%
% of FP17s for the same patient ID Re-attending between 3 & 9 months - Adults	2,302	4,263	54.0%	53.6%	51.6%	50.5%
% of FP17s for Band 1 Urgent Courses	391	4,942	7.9%	7.3%	8.0%	9.1%
% of FP17s Relating to Free Repair or Replacements	33	4,942	0.7%	0.8%	0.8%	0.8%
% of FP17s Relating to Continuations	41	4,942	0.8%	1.3%	1.3%	1.3%
% of Patients satisfied with the dentistry they have received	7	7	N/A	93.2%	93.1%	93.2%
% of Patients satisfied with the time they had to wait for an appointment	7	7	N/A	89.8%	89.1%	89.0%

* This is based on patients treated on this contract for their most recent course of treatment. Figures in italics indicate the base number of FP17s or Patient Questionnaire responses are less than 100. N/A is shown where the base number of responses is less than 10 during the period. % is calculated as Quantity/Base number*100

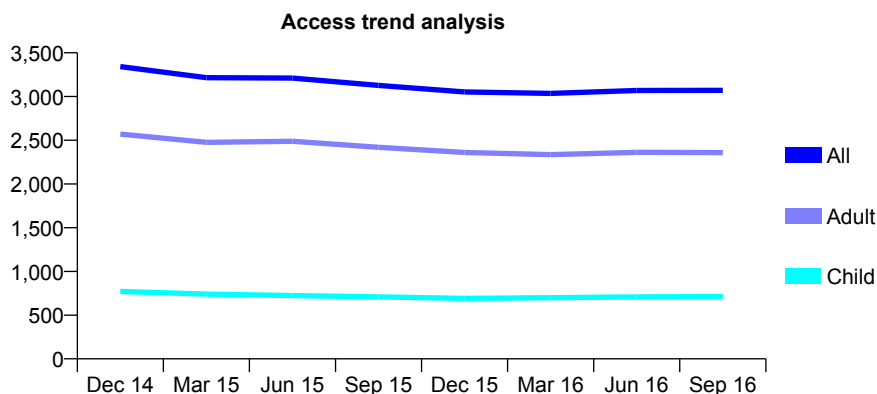
Q59 - Vital Signs At a Glance Contract Report for 193887/0001 - September 2016

Name or company name	Whetstone Dental Surgery Limited
Contract type name	GDS Contract
Purpose of contract	General
Contract start date	01/11/2007
Contract end date	

16/17 Contracted general activity (UDA)	11,270
Carry forward general activity (UDA)	-168
16/17 Contracted orthodontic activity (UOA)	0
Carry forward orthodontic activity (UOA)	0
Baseline contract value	£318,122.91

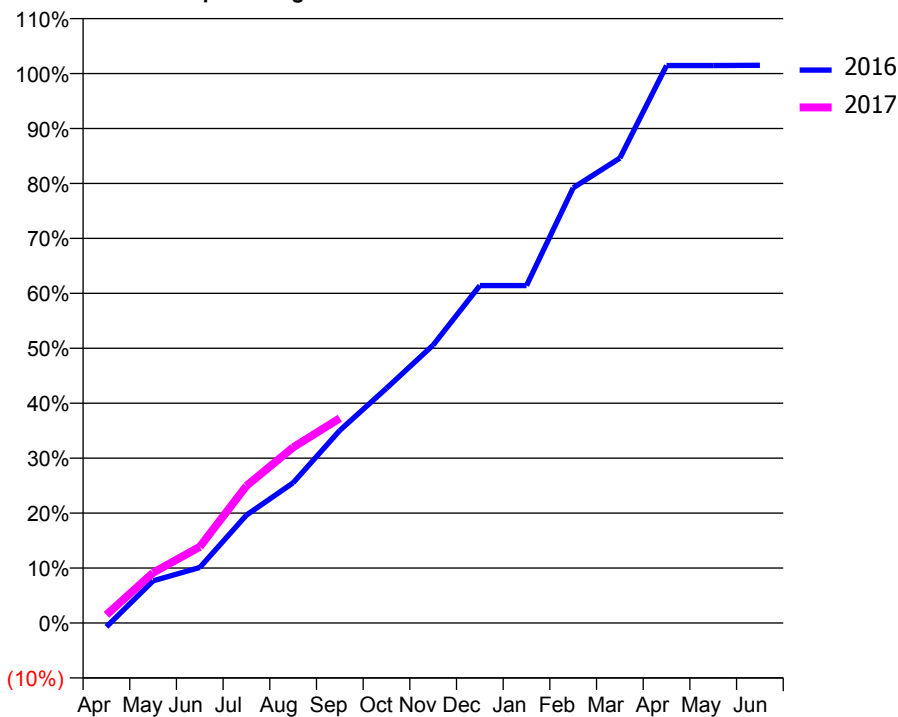
ACCESS*

Patients seen in 24 months	Total	Change since previous quarter
Quarter ending September 2015	3,127	
Quarter ending December 2015	3,052	↓
Quarter ending March 2016	3,035	→
Quarter ending June 2016	3,069	→
Quarter ending September 2016	3,071	→
Variance since September 2015	(1.8%)	↓



ACTIVITY

Cumulative percentage of contracted UDA delivered 2016 & 2017



Month	Adjusted Scheduled Activity (UDA)	
	2016	2017
April	-80	168
May	865	1,032
June	1,140	1,562
July	2,215	2,813
August	2,876	3,603
September	3,950	4,200
October	4,814	
November	5,701	
December	6,919	
January	6,919	
February	8,927	
March	9,536	
April	11,433	
May	11,433	
June	11,438	

QUALITY

	Quantity	Base Number	Contract	AT	Region	England
% of FP17s for the same patient ID Re-attending within 3 months - Children	33	700	4.7%	9.9%	12.0%	12.4%
% of FP17s for the same patient ID Re-attending within 3 months - Adults	90	1,863	4.8%	14.7%	15.9%	16.7%
% of FP17s for the same patient ID Re-attending between 3 & 9 months - Children	498	700	71.1%	61.1%	58.6%	57.4%
% of FP17s for the same patient ID Re-attending between 3 & 9 months - Adults	1,291	1,863	69.3%	53.6%	51.6%	50.5%
% of FP17s for Band 1 Urgent Courses	46	1,895	2.4%	7.3%	8.0%	9.1%
% of FP17s Relating to Free Repair or Replacements	1	1,895	0.1%	0.8%	0.8%	0.8%
% of FP17s Relating to Continuations	1	1,895	0.1%	1.3%	1.3%	1.3%
% of Patients satisfied with the dentistry they have received	6	6	N/A	93.2%	93.1%	93.2%
% of Patients satisfied with the time they had to wait for an appointment	5	6	N/A	89.8%	89.1%	89.0%

* This is based on patients treated on this contract for their most recent course of treatment. Figures in italics indicate the base number of FP17s or Patient Questionnaire responses are less than 100. N/A is shown where the base number of responses is less than 10 during the period. % is calculated as Quantity/Base number*100

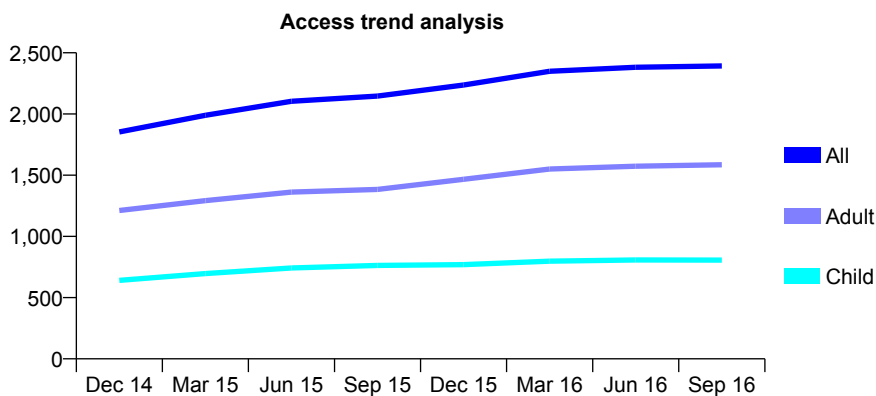
Q59 - Vital Signs At a Glance Contract Report for 194247/0001 - September 2016

Name or company name	V & Y (UK) Limited
Contract type name	GDS Contract
Purpose of contract	General
Contract start date	01/02/2012
Contract end date	

16/17 Contracted general activity (UDA)	7,355
Carry forward general activity (UDA)	254
16/17 Contracted orthodontic activity (UOA)	0
Carry forward orthodontic activity (UOA)	0
Baseline contract value	£163,662.23

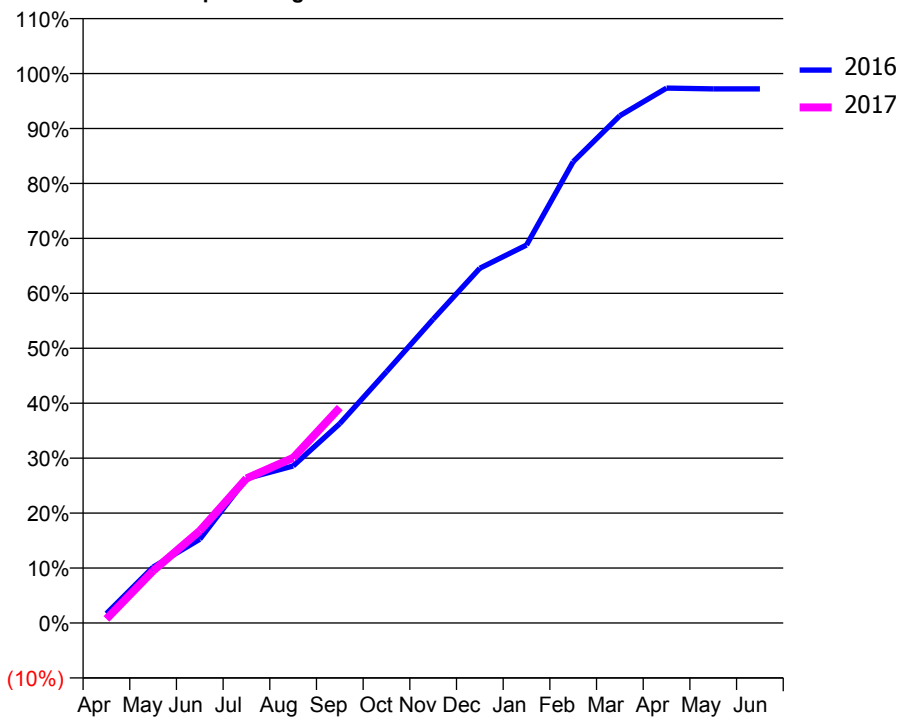
ACCESS*

Patients seen in 24 months	Total	Change since previous quarter
Quarter ending September 2015	2,147	
Quarter ending December 2015	2,237	↑
Quarter ending March 2016	2,349	↑
Quarter ending June 2016	2,382	→
Quarter ending September 2016	2,393	→
Variance since September 2015	11.5%	↑



ACTIVITY

Cumulative percentage of contracted UDA delivered 2016 & 2017



Month	Adjusted Scheduled Activity (UDA)	
	2016	2017
April	155	54
May	927	699
June	1,388	1,235
July	2,393	1,936
August	2,602	2,210
September	3,305	2,884
October	4,163	
November	5,034	
December	5,879	
January	6,263	
February	7,644	
March	8,405	
April	8,864	
May	8,851	
June	8,851	

QUALITY

	Quantity	Base Number	Contract	AT	Region	England
% of FP17s for the same patient ID Re-attending within 3 months - Children	15	478	3.1%	9.9%	12.0%	12.4%
% of FP17s for the same patient ID Re-attending within 3 months - Adults	44	761	5.8%	14.7%	15.9%	16.7%
% of FP17s for the same patient ID Re-attending between 3 & 9 months - Children	248	478	51.9%	61.1%	58.6%	57.4%
% of FP17s for the same patient ID Re-attending between 3 & 9 months - Adults	387	761	50.9%	53.6%	51.6%	50.5%
% of FP17s for Band 1 Urgent Courses	6	1,095	0.5%	7.3%	8.0%	9.1%
% of FP17s Relating to Free Repair or Replacements	2	1,095	0.2%	0.8%	0.8%	0.8%
% of FP17s Relating to Continuations	3	1,095	0.3%	1.3%	1.3%	1.3%
% of Patients satisfied with the dentistry they have received	2	2	N/A	93.2%	93.1%	93.2%
% of Patients satisfied with the time they had to wait for an appointment	2	2	N/A	89.8%	89.1%	89.0%

* This is based on patients treated on this contract for their most recent course of treatment. Figures in italics indicate the base number of FP17s or Patient Questionnaire responses are less than 100. N/A is shown where the base number of responses is less than 10 during the period. % is calculated as Quantity/Base number*100

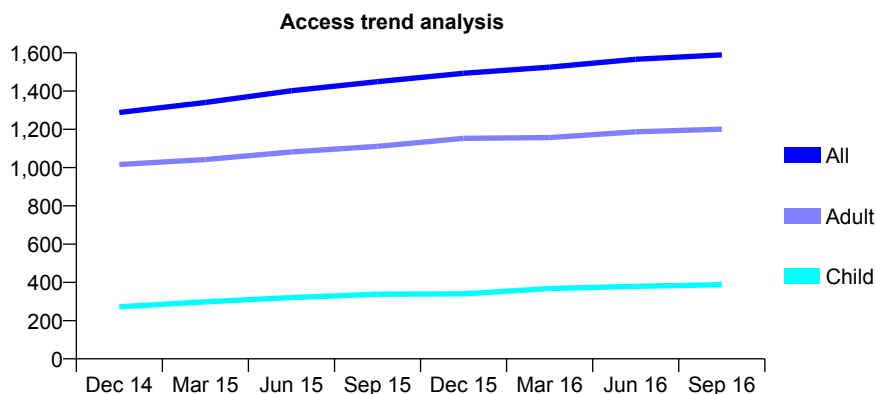
Q59 - Vital Signs At a Glance Contract Report for 194247/0002 - September 2016

Name or company name	V & Y (UK) Limited
Contract type name	GDS Contract
Purpose of contract	General
Contract start date	01/02/2012
Contract end date	

16/17 Contracted general activity (UDA)	5,543
Carry forward general activity (UDA)	25
16/17 Contracted orthodontic activity (UOA)	0
Carry forward orthodontic activity (UOA)	0
Baseline contract value	£195,077.11

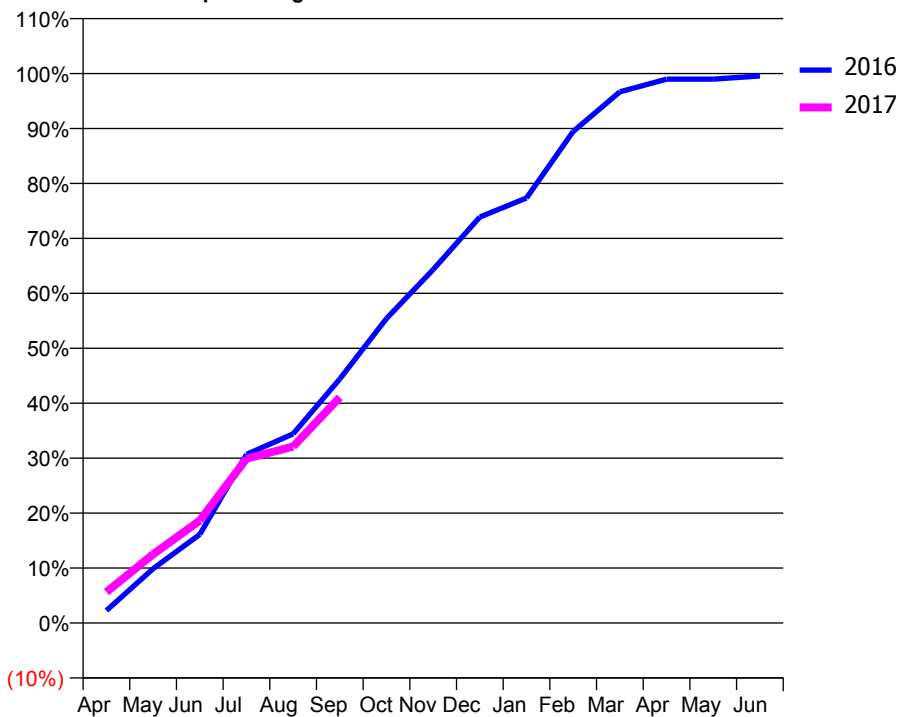
ACCESS*

Patients seen in 24 months	Total	Change since previous quarter
Quarter ending September 2015	1,449	
Quarter ending December 2015	1,493	↑
Quarter ending March 2016	1,525	↑
Quarter ending June 2016	1,566	↑
Quarter ending September 2016	1,589	→
Variance since September 2015	9.7%	↑



ACTIVITY

Cumulative percentage of contracted UDA delivered 2016 & 2017



Month	Adjusted Scheduled Activity (UDA)	
	2016	2017
April	126	313
May	549	693
June	894	1,033
July	1,701	1,658
August	1,908	1,780
September	2,462	2,277
October	3,072	
November	3,565	
December	4,096	
January	4,288	
February	4,959	
March	5,358	
April	5,486	
May	5,486	
June	5,518	

QUALITY

	Quantity	Base Number	Contract	AT	Region	England
% of FP17s for the same patient ID Re-attending within 3 months - Children	5	235	2.1%	9.9%	12.0%	12.4%
% of FP17s for the same patient ID Re-attending within 3 months - Adults	30	707	4.2%	14.7%	15.9%	16.7%
% of FP17s for the same patient ID Re-attending between 3 & 9 months - Children	125	235	53.2%	61.1%	58.6%	57.4%
% of FP17s for the same patient ID Re-attending between 3 & 9 months - Adults	389	707	55.0%	53.6%	51.6%	50.5%
% of FP17s for Band 1 Urgent Courses	1	854	0.1%	7.3%	8.0%	9.1%
% of FP17s Relating to Free Repair or Replacements	7	854	0.8%	0.8%	0.8%	0.8%
% of FP17s Relating to Continuations	3	854	0.4%	1.3%	1.3%	1.3%
% of Patients satisfied with the dentistry they have received	0	1	N/A	93.2%	93.1%	93.2%
% of Patients satisfied with the time they had to wait for an appointment	1	1	N/A	89.8%	89.1%	89.0%

* This is based on patients treated on this contract for their most recent course of treatment. Figures in italics indicate the base number of FP17s or Patient Questionnaire responses are less than 100. N/A is shown where the base number of responses is less than 10 during the period. % is calculated as Quantity/Base number*100

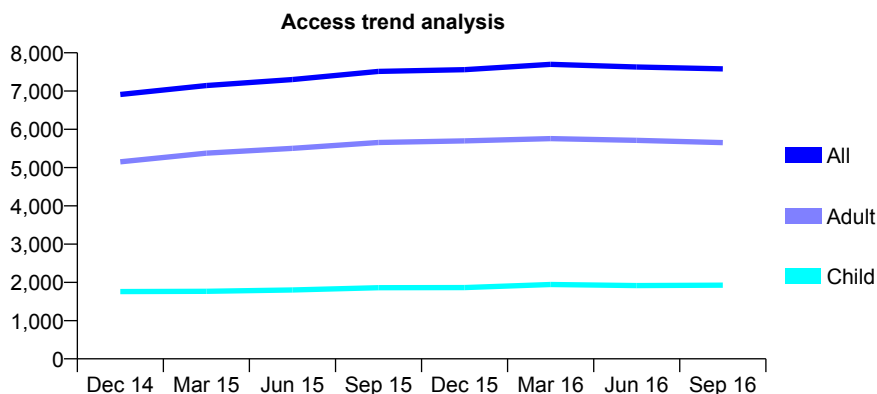
Q59 - Vital Signs At a Glance Contract Report for 194646/0001 - September 2016

Name or company name	Thurmaston Dental Practice Ltd
Contract type name	GDS Contract
Purpose of contract	General
Contract start date	01/11/2013
Contract end date	

16/17 Contracted general activity (UDA)	21,203
Carry forward general activity (UDA)	32
16/17 Contracted orthodontic activity (UOA)	0
Carry forward orthodontic activity (UOA)	0
Baseline contract value	£513,344.87

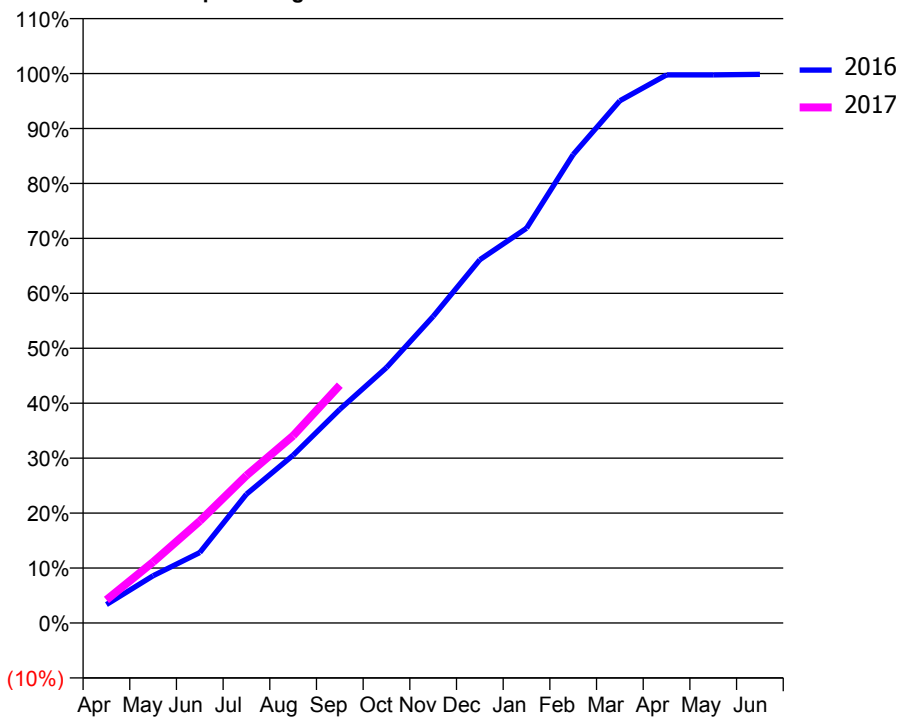
ACCESS*

Patients seen in 24 months	Total	Change since previous quarter
Quarter ending September 2015	7,514	
Quarter ending December 2015	7,560	→
Quarter ending March 2016	7,699	→
Quarter ending June 2016	7,628	→
Quarter ending September 2016	7,581	→
Variance since September 2015	0.9%	→



ACTIVITY

Cumulative percentage of contracted UDA delivered 2016 & 2017



Month	Adjusted Scheduled Activity (UDA)	
	2016	2017
April	713	892
May	1,824	2,356
June	2,721	3,933
July	4,972	5,693
August	6,474	7,225
September	8,243	9,176
October	9,857	
November	11,834	
December	14,020	
January	15,234	
February	18,081	
March	20,152	
April	21,149	
May	21,149	
June	21,171	

QUALITY

	Quantity	Base Number	Contract	AT	Region	England
% of FP17s for the same patient ID Re-attending within 3 months - Children	121	1,520	8.0%	9.9%	12.0%	12.4%
% of FP17s for the same patient ID Re-attending within 3 months - Adults	502	3,971	12.6%	14.7%	15.9%	16.7%
% of FP17s for the same patient ID Re-attending between 3 & 9 months - Children	1,012	1,520	66.6%	61.1%	58.6%	57.4%
% of FP17s for the same patient ID Re-attending between 3 & 9 months - Adults	2,336	3,971	58.8%	53.6%	51.6%	50.5%
% of FP17s for Band 1 Urgent Courses	154	4,960	3.1%	7.3%	8.0%	9.1%
% of FP17s Relating to Free Repair or Replacements	34	4,960	0.7%	0.8%	0.8%	0.8%
% of FP17s Relating to Continuations	66	4,960	1.3%	1.3%	1.3%	1.3%
% of Patients satisfied with the dentistry they have received	6	6	N/A	93.2%	93.1%	93.2%
% of Patients satisfied with the time they had to wait for an appointment	6	6	N/A	89.8%	89.1%	89.0%

* This is based on patients treated on this contract for their most recent course of treatment. Figures in italics indicate the base number of FP17s or Patient Questionnaire responses are less than 100. N/A is shown where the base number of responses is less than 10 during the period. % is calculated as Quantity/Base number*100

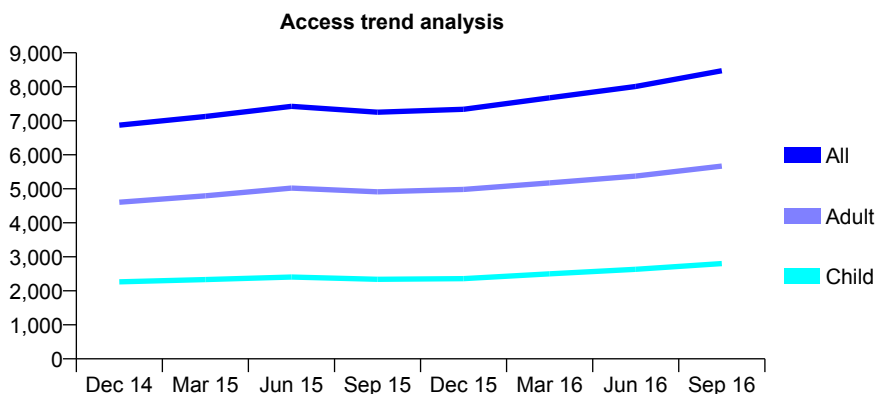
Q59 - Vital Signs At a Glance Contract Report for 195405/0001 - September 2016

Name or company name	Sigma Dental Limited
Contract type name	GDS Contract
Purpose of contract	General
Contract start date	01/11/2006
Contract end date	

16/17 Contracted general activity (UDA)	19,345
Carry forward general activity (UDA)	0
16/17 Contracted orthodontic activity (UOA)	0
Carry forward orthodontic activity (UOA)	0
Baseline contract value	£478,405.63

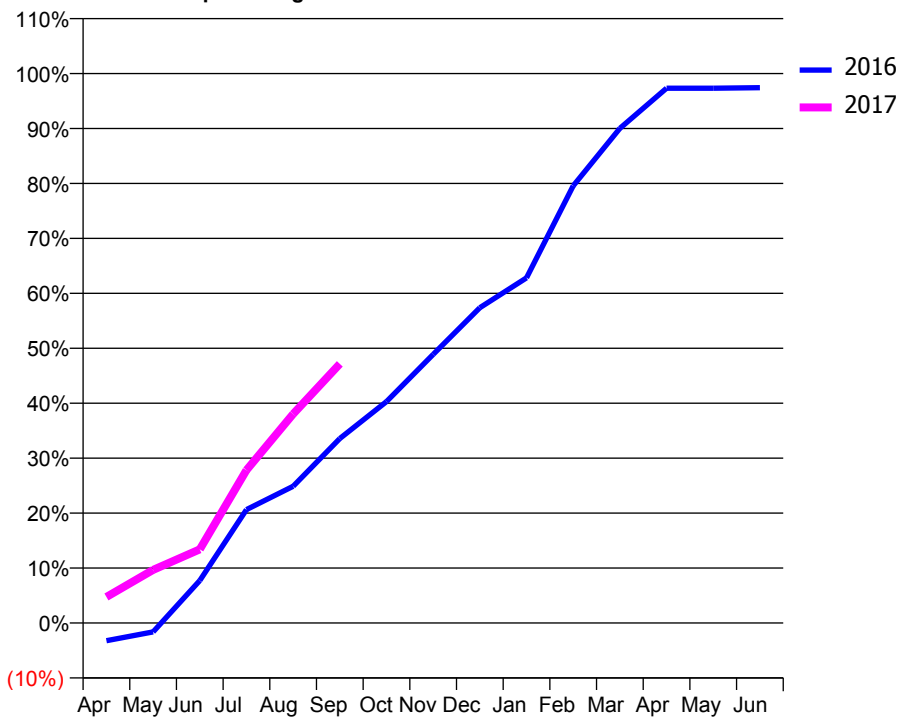
ACCESS*

Patients seen in 24 months	Total	Change since previous quarter
Quarter ending September 2015	7,252	
Quarter ending December 2015	7,341	→
Quarter ending March 2016	7,677	↑
Quarter ending June 2016	8,009	↑
Quarter ending September 2016	8,473	↑
Variance since September 2015	16.8%	↑



ACTIVITY

Cumulative percentage of contracted UDA delivered 2016 & 2017



Month	Adjusted Scheduled Activity (UDA)	
	2016	2017
April	-626	917
May	-315	1,871
June	1,497	2,594
July	3,994	5,381
August	4,812	7,359
September	6,495	9,123
October	7,797	
November	9,456	
December	11,101	
January	12,150	
February	15,391	
March	17,415	
April	18,827	
May	18,827	
June	18,845	

QUALITY

	Quantity	Base Number	Contract	AT	Region	England
% of FP17s for the same patient ID Re-attending within 3 months - Children	98	1,811	5.4%	9.9%	12.0%	12.4%
% of FP17s for the same patient ID Re-attending within 3 months - Adults	323	3,120	10.4%	14.7%	15.9%	16.7%
% of FP17s for the same patient ID Re-attending between 3 & 9 months - Children	760	1,811	42.0%	61.1%	58.6%	57.4%
% of FP17s for the same patient ID Re-attending between 3 & 9 months - Adults	1,189	3,120	38.1%	53.6%	51.6%	50.5%
% of FP17s for Band 1 Urgent Courses	148	4,255	3.5%	7.3%	8.0%	9.1%
% of FP17s Relating to Free Repair or Replacements	15	4,255	0.4%	0.8%	0.8%	0.8%
% of FP17s Relating to Continuations	50	4,255	1.2%	1.3%	1.3%	1.3%
% of Patients satisfied with the dentistry they have received	6	7	N/A	93.2%	93.1%	93.2%
% of Patients satisfied with the time they had to wait for an appointment	3	7	N/A	89.8%	89.1%	89.0%

* This is based on patients treated on this contract for their most recent course of treatment. Figures in italics indicate the base number of FP17s or Patient Questionnaire responses are less than 100. N/A is shown where the base number of responses is less than 10 during the period. % is calculated as Quantity/Base number*100

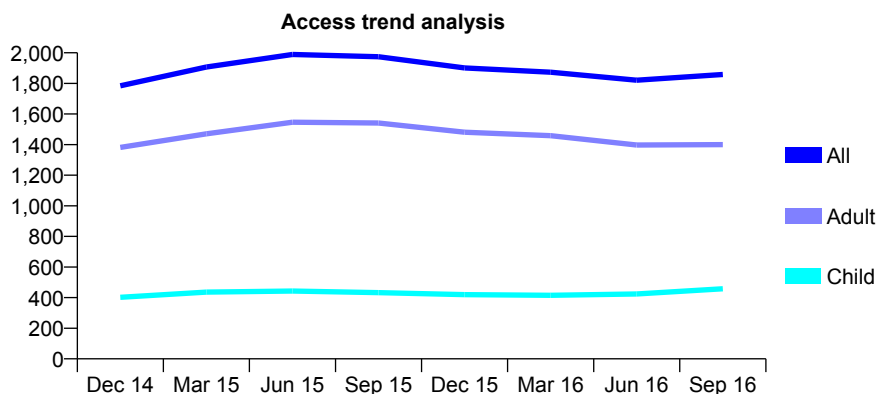
Q59 - Vital Signs At a Glance Contract Report for 198978/0001 - September 2016

Name or company name	Mr H Singh Thiara & Mrs S Kaur
Contract type name	GDS Contract
Purpose of contract	General
Contract start date	01/09/2013
Contract end date	

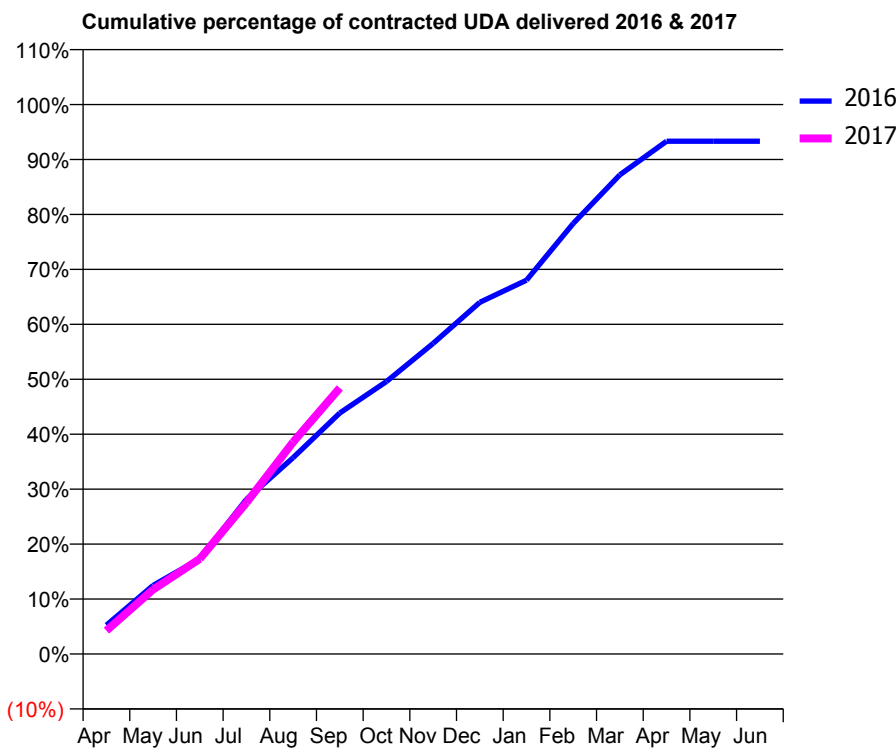
16/17 Contracted general activity (UDA)	7,170
Carry forward general activity (UDA)	0
16/17 Contracted orthodontic activity (UOA)	0
Carry forward orthodontic activity (UOA)	0
Baseline contract value	£157,903.29

ACCESS*

Patients seen in 24 months	Total	Change since previous quarter
Quarter ending September 2015	1,974	
Quarter ending December 2015	1,901	↓
Quarter ending March 2016	1,873	↓
Quarter ending June 2016	1,821	↓
Quarter ending September 2016	1,858	↑
Variance since September 2015	(5.9%)	↓



ACTIVITY



Month	Adjusted Scheduled Activity (UDA)	
	2016	2017
April	414	306
May	982	842
June	1,365	1,242
July	2,216	1,976
August	2,812	2,766
September	3,452	3,472
October	3,903	
November	4,450	
December	5,037	
January	5,353	
February	6,165	
March	6,862	
April	7,345	
May	7,345	
June	7,345	

QUALITY

	Quantity	Base Number	Contract	AT	Region	England
% of FP17s for the same patient ID Re-attending within 3 months - Children	30	352	8.5%	9.9%	12.0%	12.4%
% of FP17s for the same patient ID Re-attending within 3 months - Adults	185	1,064	17.4%	14.7%	15.9%	16.7%
% of FP17s for the same patient ID Re-attending between 3 & 9 months - Children	154	352	43.8%	61.1%	58.6%	57.4%
% of FP17s for the same patient ID Re-attending between 3 & 9 months - Adults	542	1,064	50.9%	53.6%	51.6%	50.5%
% of FP17s for Band 1 Urgent Courses	102	1,289	7.9%	7.3%	8.0%	9.1%
% of FP17s Relating to Free Repair or Replacements	13	1,289	1.0%	0.8%	0.8%	0.8%
% of FP17s Relating to Continuations	54	1,289	4.2%	1.3%	1.3%	1.3%
% of Patients satisfied with the dentistry they have received	2	3	N/A	93.2%	93.1%	93.2%
% of Patients satisfied with the time they had to wait for an appointment	2	3	N/A	89.8%	89.1%	89.0%

* This is based on patients treated on this contract for their most recent course of treatment. Figures in italics indicate the base number of FP17s or Patient Questionnaire responses are less than 100. N/A is shown where the base number of responses is less than 10 during the period. % is calculated as Quantity/Base number*100

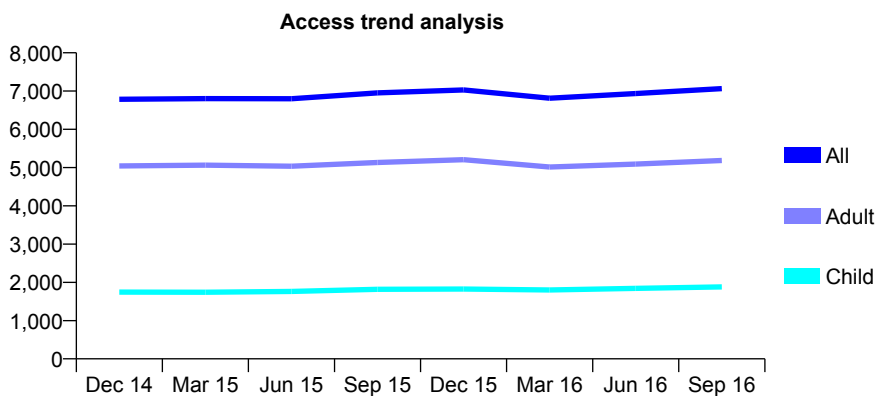
Q59 - Vital Signs At a Glance Contract Report for 199745/0001 - September 2016

Name or company name	Smile Design Centre Limited
Contract type name	GDS Contract
Purpose of contract	General
Contract start date	01/10/2009
Contract end date	

16/17 Contracted general activity (UDA)	17,092
Carry forward general activity (UDA)	0
16/17 Contracted orthodontic activity (UOA)	0
Carry forward orthodontic activity (UOA)	0
Baseline contract value	£473,290.72

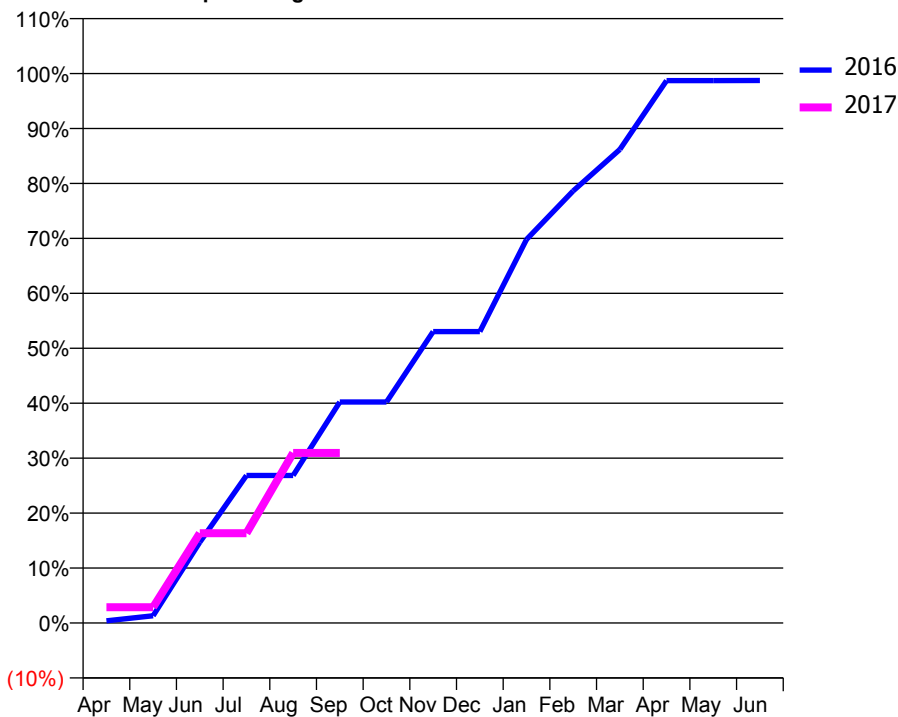
ACCESS*

Patients seen in 24 months	Total	Change since previous quarter
Quarter ending September 2015	6,952	
Quarter ending December 2015	7,030	→
Quarter ending March 2016	6,813	↓
Quarter ending June 2016	6,934	→
Quarter ending September 2016	7,064	→
Variance since September 2015	1.6%	→



ACTIVITY

Cumulative percentage of contracted UDA delivered 2016 & 2017



Month	Adjusted Scheduled Activity (UDA)	
	2016	2017
April	72	491
May	248	491
June	2,732	2,794
July	4,993	2,794
August	4,993	5,289
September	7,477	5,289
October	7,477	
November	9,859	
December	9,859	
January	12,978	
February	14,620	
March	16,022	
April	18,353	
May	18,353	
June	18,356	

QUALITY

	Quantity	Base Number	Contract	AT	Region	England
% of FP17s for the same patient ID Re-attending within 3 months - Children	116	1,219	9.5%	9.9%	12.0%	12.4%
% of FP17s for the same patient ID Re-attending within 3 months - Adults	424	2,626	16.1%	14.7%	15.9%	16.7%
% of FP17s for the same patient ID Re-attending between 3 & 9 months - Children	665	1,219	54.6%	61.1%	58.6%	57.4%
% of FP17s for the same patient ID Re-attending between 3 & 9 months - Adults	873	2,626	33.2%	53.6%	51.6%	50.5%
% of FP17s for Band 1 Urgent Courses	394	2,489	15.8%	7.3%	8.0%	9.1%
% of FP17s Relating to Free Repair or Replacements	21	2,489	0.8%	0.8%	0.8%	0.8%
% of FP17s Relating to Continuations	27	2,489	1.1%	1.3%	1.3%	1.3%
% of Patients satisfied with the dentistry they have received	1	2	N/A	93.2%	93.1%	93.2%
% of Patients satisfied with the time they had to wait for an appointment	1	2	N/A	89.8%	89.1%	89.0%

* This is based on patients treated on this contract for their most recent course of treatment. Figures in italics indicate the base number of FP17s or Patient Questionnaire responses are less than 100. N/A is shown where the base number of responses is less than 10 during the period. % is calculated as Quantity/Base number*100

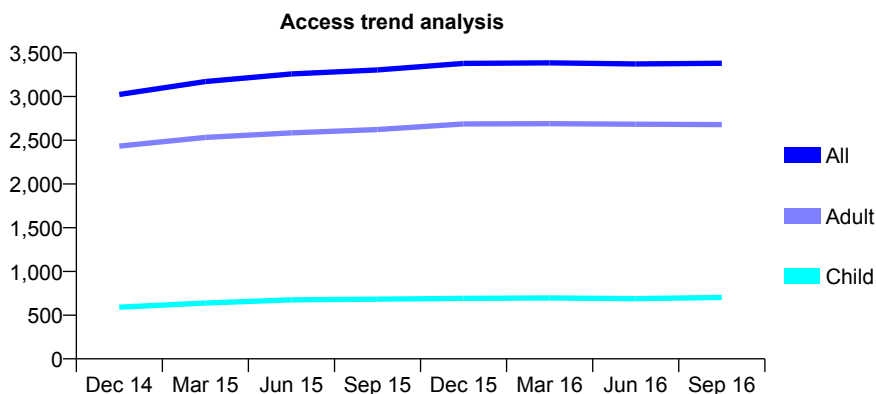
Q59 - Vital Signs At a Glance Contract Report for 199966/0001 - September 2016

Name or company name	Ditchfield Dental Ltd
Contract type name	GDS Contract
Purpose of contract	General
Contract start date	01/12/2007
Contract end date	

16/17 Contracted general activity (UDA)	11,264
Carry forward general activity (UDA)	51
16/17 Contracted orthodontic activity (UOA)	0
Carry forward orthodontic activity (UOA)	0
Baseline contract value	£382,585.15

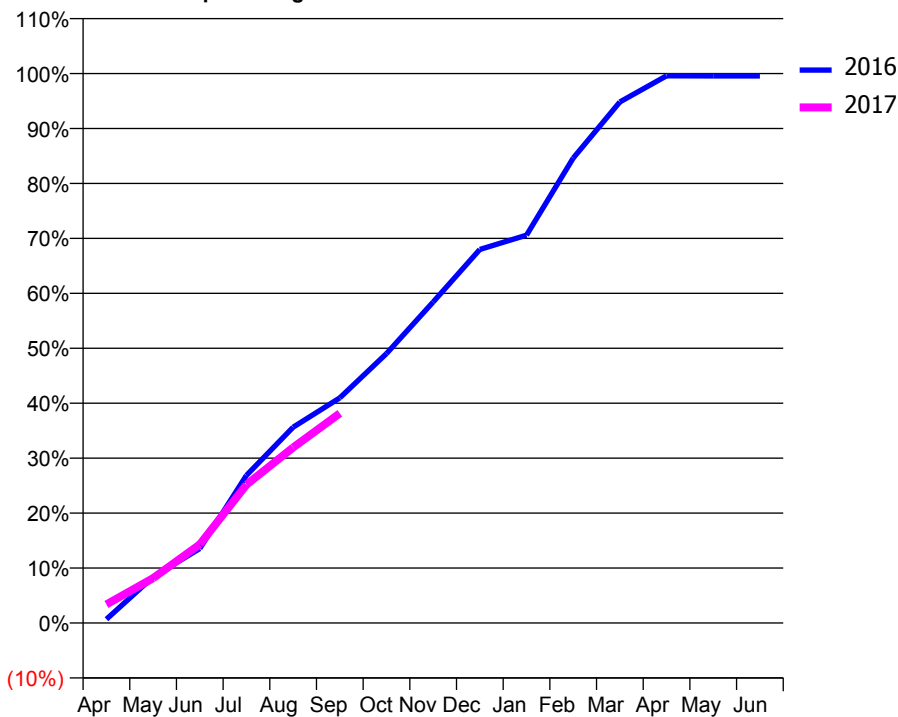
ACCESS*

Patients seen in 24 months	Total	Change since previous quarter
Quarter ending September 2015	3,304	
Quarter ending December 2015	3,378	↑
Quarter ending March 2016	3,385	→
Quarter ending June 2016	3,373	→
Quarter ending September 2016	3,381	→
Variance since September 2015	2.3%	↑



ACTIVITY

Cumulative percentage of contracted UDA delivered 2016 & 2017



Adjusted Scheduled Activity (UDA)

Month	2016	2017
April	78	380
May	945	920
June	1,525	1,610
July	3,027	2,835
August	4,014	3,598
September	4,616	4,297
October	5,522	
November	6,579	
December	7,657	
January	7,950	
February	9,530	
March	10,681	
April	11,216	
May	11,213	
June	11,213	

QUALITY

	Quantity	Base Number	Contract	AT	Region	England
% of FP17s for the same patient ID Re-attending within 3 months - Children	32	524	6.1%	9.9%	12.0%	12.4%
% of FP17s for the same patient ID Re-attending within 3 months - Adults	208	1,669	12.5%	14.7%	15.9%	16.7%
% of FP17s for the same patient ID Re-attending between 3 & 9 months - Children	347	524	66.2%	61.1%	58.6%	57.4%
% of FP17s for the same patient ID Re-attending between 3 & 9 months - Adults	788	1,669	47.2%	53.6%	51.6%	50.5%
% of FP17s for Band 1 Urgent Courses	252	2,000	12.6%	7.3%	8.0%	9.1%
% of FP17s Relating to Free Repair or Replacements	13	2,000	0.7%	0.8%	0.8%	0.8%
% of FP17s Relating to Continuations	9	2,000	0.4%	1.3%	1.3%	1.3%
% of Patients satisfied with the dentistry they have received	9	10	90.0%	93.2%	93.1%	93.2%
% of Patients satisfied with the time they had to wait for an appointment	6	10	60.0%	89.8%	89.1%	89.0%

* This is based on patients treated on this contract for their most recent course of treatment. Figures in italics indicate the base number of FP17s or Patient Questionnaire responses are less than 100. N/A is shown where the base number of responses is less than 10 during the period. % is calculated as Quantity/Base number*100

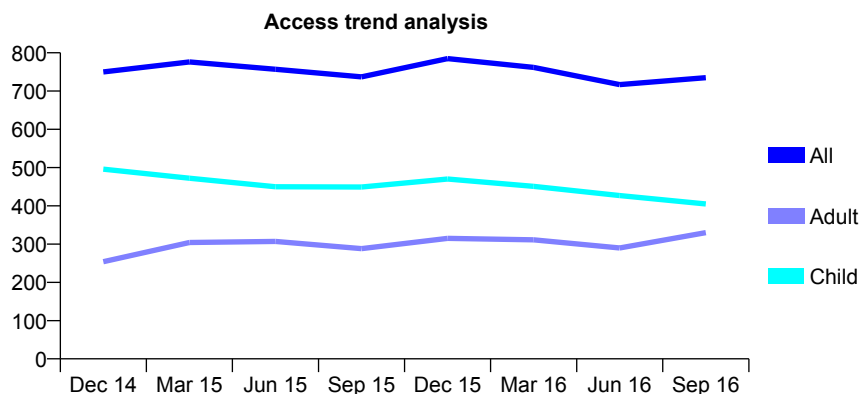
Q59 - Vital Signs At a Glance Contract Report for 208175/0002 - September 2016

Name or company name	Mr N Kilpatrick, Mr M Hamburger & R P Sa
Contract type name	GDS Contract
Purpose of contract	General
Contract start date	27/04/2011
Contract end date	

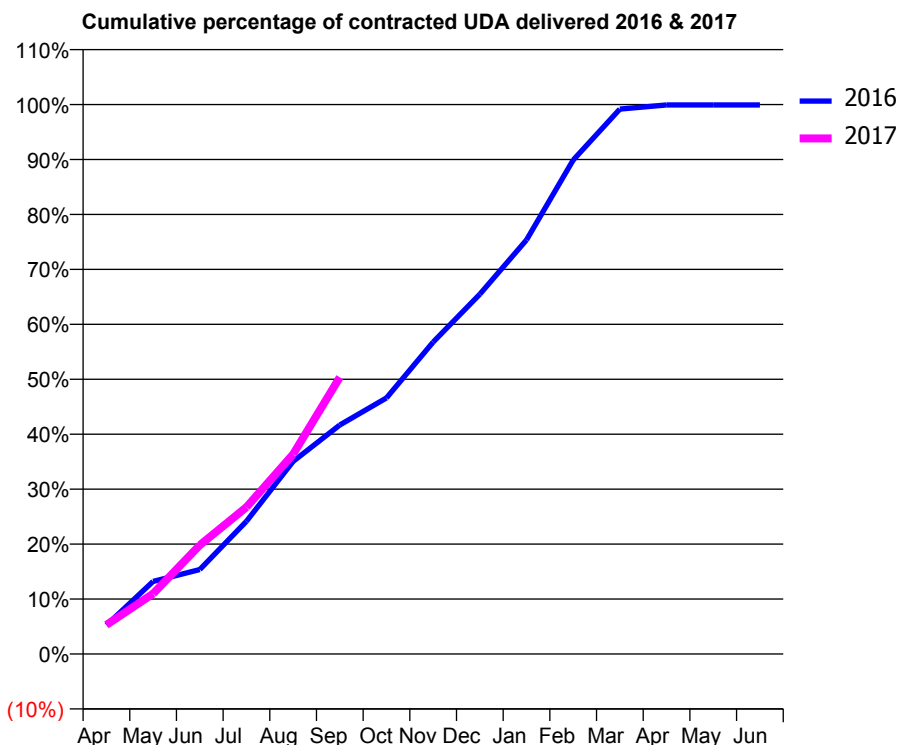
16/17 Contracted general activity (UDA)	1,325
Carry forward general activity (UDA)	1
16/17 Contracted orthodontic activity (UOA)	0
Carry forward orthodontic activity (UOA)	0
Baseline contract value	£30,484.51

ACCESS*

Patients seen in 24 months	Total	Change since previous quarter
Quarter ending September 2015	737	
Quarter ending December 2015	785	↑
Quarter ending March 2016	762	↓
Quarter ending June 2016	717	↓
Quarter ending September 2016	735	↑
Variance since September 2015	(0.3%)	→



ACTIVITY



Month	Adjusted Scheduled Activity (UDA)	
	2016	2017
April	70	70
May	175	146
June	204	263
July	320	354
August	465	482
September	552	667
October	617	
November	752	
December	868	
January	998	
February	1,191	
March	1,314	
April	1,324	
May	1,324	
June	1,324	

QUALITY

	Quantity	Base Number	Contract	AT	Region	England
% of FP17s for the same patient ID Re-attending within 3 months - Children	9	232	3.9%	9.9%	12.0%	12.4%
% of FP17s for the same patient ID Re-attending within 3 months - Adults	6	219	2.7%	14.7%	15.9%	16.7%
% of FP17s for the same patient ID Re-attending between 3 & 9 months - Children	54	232	23.3%	61.1%	58.6%	57.4%
% of FP17s for the same patient ID Re-attending between 3 & 9 months - Adults	50	219	22.8%	53.6%	51.6%	50.5%
% of FP17s for Band 1 Urgent Courses	26	445	5.8%	7.3%	8.0%	9.1%
% of FP17s Relating to Free Repair or Replacements	0	445	0.0%	0.8%	0.8%	0.8%
% of FP17s Relating to Continuations	2	445	0.4%	1.3%	1.3%	1.3%
% of Patients satisfied with the dentistry they have received	0	0	N/A	93.2%	93.1%	93.2%
% of Patients satisfied with the time they had to wait for an appointment	0	0	N/A	89.8%	89.1%	89.0%

* This is based on patients treated on this contract for their most recent course of treatment. Figures in italics indicate the base number of FP17s or Patient Questionnaire responses are less than 100. N/A is shown where the base number of responses is less than 10 during the period. % is calculated as Quantity/Base number*100

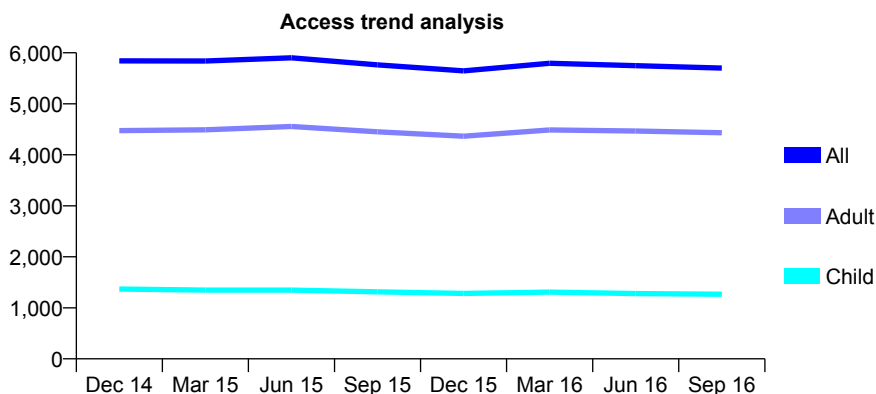
Q59 - Vital Signs At a Glance Contract Report for 220116/0001 - September 2016

Name or company name	MR GK LOO YONG KEE
Contract type name	GDS Contract
Purpose of contract	General
Contract start date	01/04/2006
Contract end date	

16/17 Contracted general activity (UDA)	16,776
Carry forward general activity (UDA)	651
16/17 Contracted orthodontic activity (UOA)	0
Carry forward orthodontic activity (UOA)	0
Baseline contract value	£458,506.05

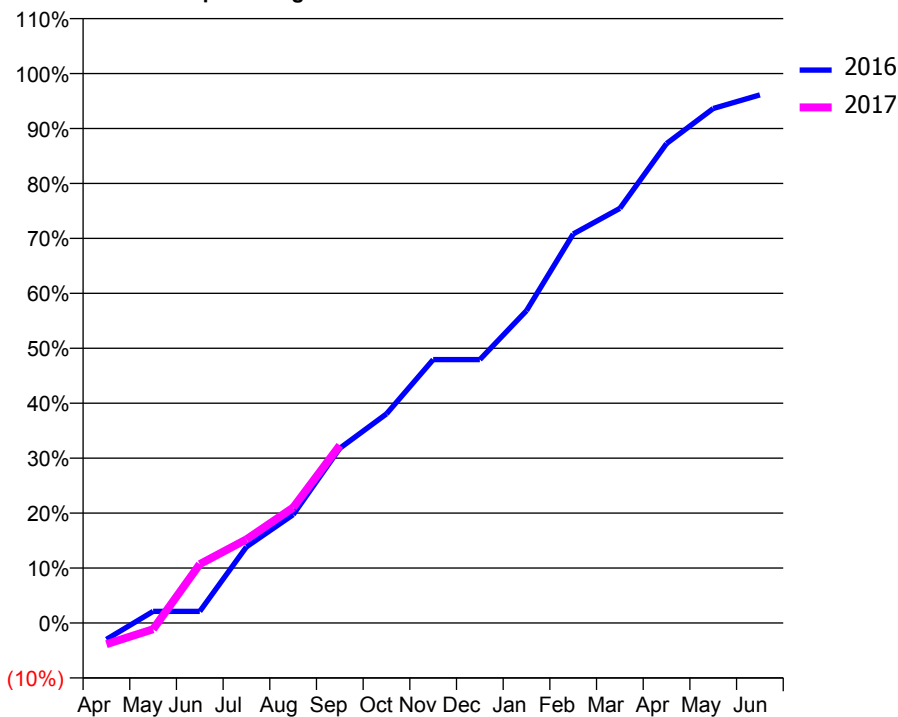
ACCESS*

Patients seen in 24 months	Total	Change since previous quarter
Quarter ending September 2015	5,763	
Quarter ending December 2015	5,646	↓
Quarter ending March 2016	5,796	↑
Quarter ending June 2016	5,747	→
Quarter ending September 2016	5,700	→
Variance since September 2015	(1.1%)	↓



ACTIVITY

Cumulative percentage of contracted UDA delivered 2016 & 2017



Month	Adjusted Scheduled Activity (UDA)	
	2016	2017
April	-505	-651
May	357	-192
June	357	1,798
July	2,326	2,554
August	3,308	3,522
September	5,333	5,424
October	6,387	
November	8,043	
December	8,043	
January	9,537	
February	11,875	
March	12,660	
April	14,639	
May	15,706	
June	16,125	

QUALITY

	Quantity	Base Number	Contract	AT	Region	England
% of FP17s for the same patient ID Re-attending within 3 months - Children	77	1,113	6.9%	9.9%	12.0%	12.4%
% of FP17s for the same patient ID Re-attending within 3 months - Adults	505	4,125	12.2%	14.7%	15.9%	16.7%
% of FP17s for the same patient ID Re-attending between 3 & 9 months - Children	673	1,113	60.5%	61.1%	58.6%	57.4%
% of FP17s for the same patient ID Re-attending between 3 & 9 months - Adults	2,755	4,125	66.8%	53.6%	51.6%	50.5%
% of FP17s for Band 1 Urgent Courses	262	3,614	7.2%	7.3%	8.0%	9.1%
% of FP17s Relating to Free Repair or Replacements	11	3,614	0.3%	0.8%	0.8%	0.8%
% of FP17s Relating to Continuations	20	3,614	0.6%	1.3%	1.3%	1.3%
% of Patients satisfied with the dentistry they have received	8	8	N/A	93.2%	93.1%	93.2%
% of Patients satisfied with the time they had to wait for an appointment	8	8	N/A	89.8%	89.1%	89.0%

* This is based on patients treated on this contract for their most recent course of treatment. Figures in italics indicate the base number of FP17s or Patient Questionnaire responses are less than 100. N/A is shown where the base number of responses is less than 10 during the period. % is calculated as Quantity/Base number*100

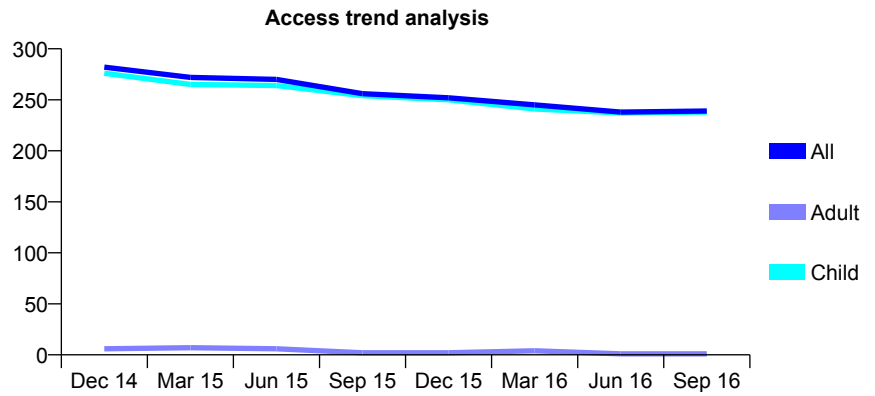
Q59 - Vital Signs At a Glance Contract Report for 220450/0001 - September 2016

Name or company name	MR JD WINSTON
Contract type name	GDS Contract
Purpose of contract	General
Contract start date	01/04/2006
Contract end date	

16/17 Contracted general activity (UDA)	508
Carry forward general activity (UDA)	0
16/17 Contracted orthodontic activity (UOA)	0
Carry forward orthodontic activity (UOA)	0
Baseline contract value	£12,177.47

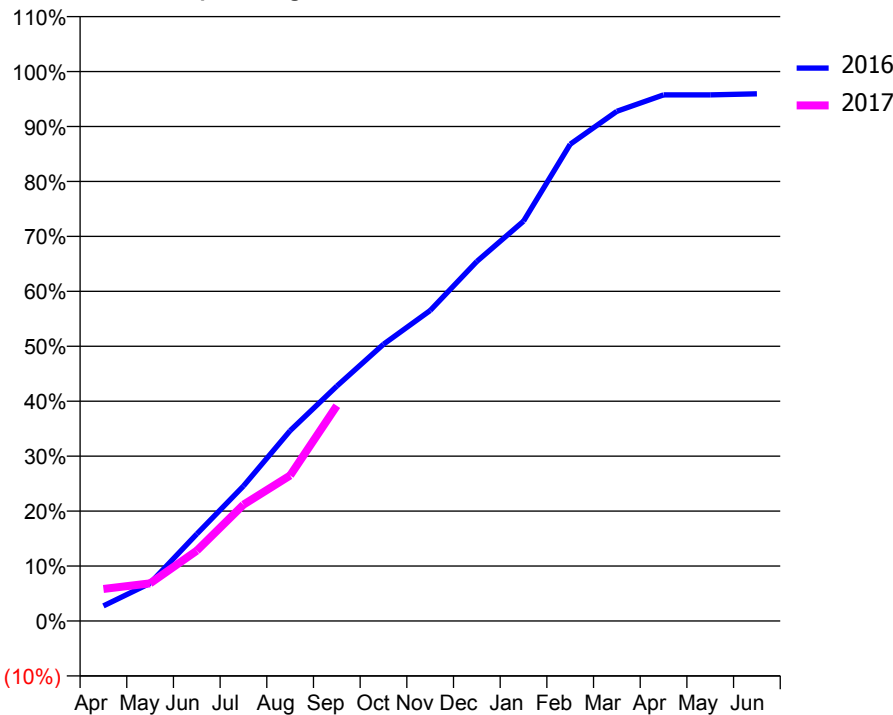
ACCESS*

Patients seen in 24 months	Total	Change since previous quarter
Quarter ending September 2015	256	
Quarter ending December 2015	252	↓
Quarter ending March 2016	245	↓
Quarter ending June 2016	238	↓
Quarter ending September 2016	239	→
Variance since September 2015	(6.6%)	↓



ACTIVITY

Cumulative percentage of contracted UDA delivered 2016 & 2017



Month	Adjusted Scheduled Activity (UDA)	
	2016	2017
April	14	30
May	35	35
June	80	65
July	125	108
August	176	135
September	217	199
October	256	
November	287	
December	332	
January	370	
February	441	
March	471	
April	486	
May	486	
June	487	

QUALITY

	Quantity	Base Number	Contract	AT	Region	England
% of FP17s for the same patient ID Re-attending within 3 months - Children	8	201	4.0%	9.9%	12.0%	12.4%
% of FP17s for the same patient ID Re-attending within 3 months - Adults	0	0	N/A	14.7%	15.9%	16.7%
% of FP17s for the same patient ID Re-attending between 3 & 9 months - Children	168	201	83.6%	61.1%	58.6%	57.4%
% of FP17s for the same patient ID Re-attending between 3 & 9 months - Adults	0	0	N/A	53.6%	51.6%	50.5%
% of FP17s for Band 1 Urgent Courses	10	185	5.4%	7.3%	8.0%	9.1%
% of FP17s Relating to Free Repair or Replacements	0	185	0.0%	0.8%	0.8%	0.8%
% of FP17s Relating to Continuations	0	185	0.0%	1.3%	1.3%	1.3%
% of Patients satisfied with the dentistry they have received	0	0	N/A	93.2%	93.1%	93.2%
% of Patients satisfied with the time they had to wait for an appointment	0	0	N/A	89.8%	89.1%	89.0%

* This is based on patients treated on this contract for their most recent course of treatment. Figures in italics indicate the base number of FP17s or Patient Questionnaire responses are less than 100. N/A is shown where the base number of responses is less than 10 during the period. % is calculated as Quantity/Base number*100

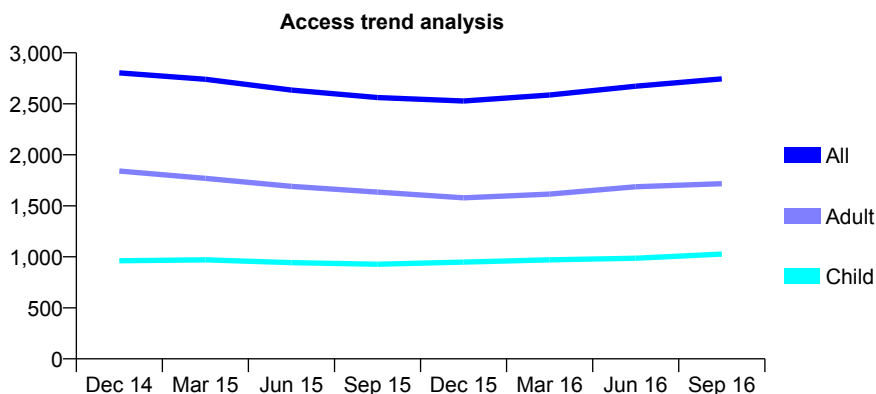
Q59 - Vital Signs At a Glance Contract Report for 229792/0001 - September 2016

Name or company name	MR JJ CLIFFE
Contract type name	GDS Contract
Purpose of contract	General and Orthodontic
Contract start date	01/04/2006
Contract end date	

16/17 Contracted general activity (UDA)	8,300
Carry forward general activity (UDA)	0
16/17 Contracted orthodontic activity (UOA)	308
Carry forward orthodontic activity (UOA)	0
Baseline contract value	£203,363.36

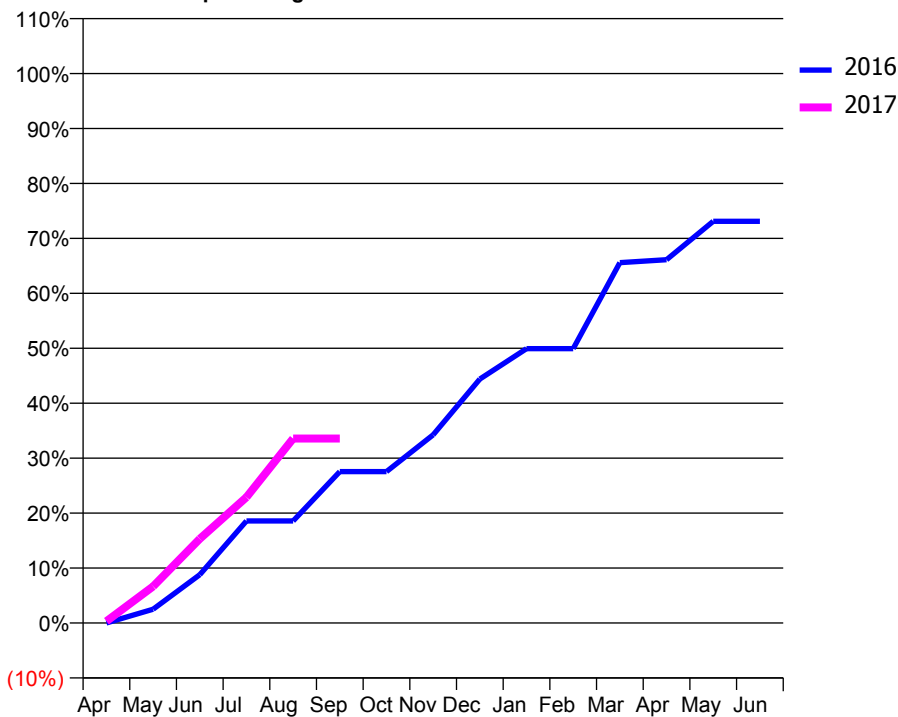
ACCESS*

Patients seen in 24 months	Total	Change since previous quarter
Quarter ending September 2015	2,562	
Quarter ending December 2015	2,528	↓
Quarter ending March 2016	2,586	↑
Quarter ending June 2016	2,673	↑
Quarter ending September 2016	2,744	↑
Variance since September 2015	7.1%	↑



ACTIVITY

Cumulative percentage of contracted UDA delivered 2016 & 2017



Month	Adjusted Scheduled Activity (UDA)	
	2016	2017
April	0	27
May	208	553
June	730	1,272
July	1,543	1,901
August	1,543	2,787
September	2,287	2,787
October	2,287	
November	2,842	
December	3,686	
January	4,145	
February	4,145	
March	5,443	
April	5,488	
May	6,069	
June	6,069	

QUALITY

	Quantity	Base Number	Contract	AT	Region	England
% of FP17s for the same patient ID Re-attending within 3 months - Children	69	719	9.6%	9.9%	12.0%	12.4%
% of FP17s for the same patient ID Re-attending within 3 months - Adults	104	1,041	10.0%	14.7%	15.9%	16.7%
% of FP17s for the same patient ID Re-attending between 3 & 9 months - Children	408	719	56.7%	61.1%	58.6%	57.4%
% of FP17s for the same patient ID Re-attending between 3 & 9 months - Adults	379	1,041	36.4%	53.6%	51.6%	50.5%
% of FP17s for Band 1 Urgent Courses	89	1,443	6.2%	7.3%	8.0%	9.1%
% of FP17s Relating to Free Repair or Replacements	5	1,443	0.3%	0.8%	0.8%	0.8%
% of FP17s Relating to Continuations	19	1,443	1.3%	1.3%	1.3%	1.3%
% of Patients satisfied with the dentistry they have received	5	6	N/A	93.2%	93.1%	93.2%
% of Patients satisfied with the time they had to wait for an appointment	6	6	N/A	89.8%	89.1%	89.0%

* This is based on patients treated on this contract for their most recent course of treatment. Figures in italics indicate the base number of FP17s or Patient Questionnaire responses are less than 100. N/A is shown where the base number of responses is less than 10 during the period. % is calculated as Quantity/Base number*100

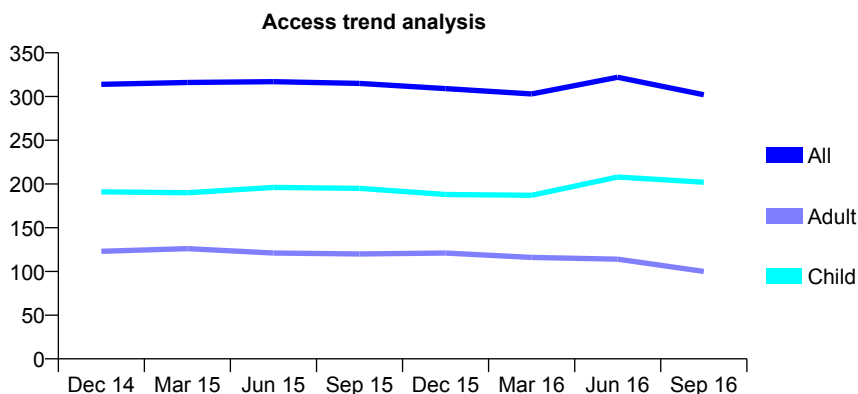
Q59 - Vital Signs At a Glance Contract Report for 232858/0001 - September 2016

Name or company name	MR RD RICHARDSON
Contract type name	GDS Contract
Purpose of contract	General
Contract start date	01/04/2006
Contract end date	

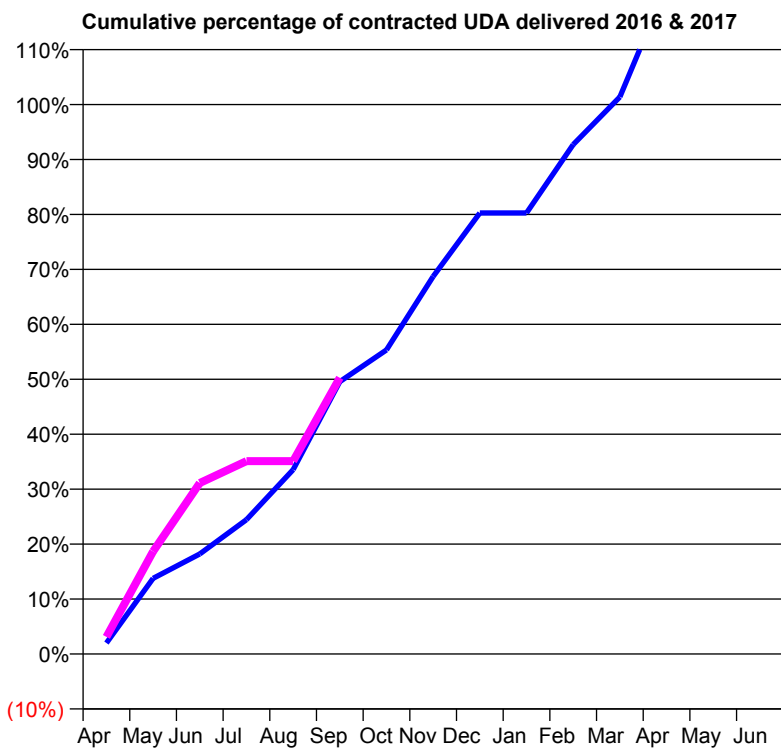
16/17 Contracted general activity (UDA)	450
Carry forward general activity (UDA)	-9
16/17 Contracted orthodontic activity (UOA)	0
Carry forward orthodontic activity (UOA)	0
Baseline contract value	£10,295.76

ACCESS*

Patients seen in 24 months	Total	Change since previous quarter
Quarter ending September 2015	315	
Quarter ending December 2015	309	↓
Quarter ending March 2016	303	↓
Quarter ending June 2016	322	↑
Quarter ending September 2016	302	↓
Variance since September 2015	(4.1%)	↓



ACTIVITY



Month	Adjusted Scheduled Activity (UDA)	
	2016	2017
April	9	14
May	62	84
June	82	140
July	110	158
August	151	158
September	223	226
October	249	
November	309	
December	361	
January	361	
February	417	
March	456	
April	547	
May	551	
June	551	

QUALITY

	Quantity	Base Number	Contract	AT	Region	England
% of FP17s for the same patient ID Re-attending within 3 months - Children	7	154	4.5%	9.9%	12.0%	12.4%
% of FP17s for the same patient ID Re-attending within 3 months - Adults	5	59	8.5%	14.7%	15.9%	16.7%
% of FP17s for the same patient ID Re-attending between 3 & 9 months - Children	91	154	59.1%	61.1%	58.6%	57.4%
% of FP17s for the same patient ID Re-attending between 3 & 9 months - Adults	35	59	59.3%	53.6%	51.6%	50.5%
% of FP17s for Band 1 Urgent Courses	1	151	0.7%	7.3%	8.0%	9.1%
% of FP17s Relating to Free Repair or Replacements	0	151	0.0%	0.8%	0.8%	0.8%
% of FP17s Relating to Continuations	5	151	3.3%	1.3%	1.3%	1.3%
% of Patients satisfied with the dentistry they have received	0	0	N/A	93.2%	93.1%	93.2%
% of Patients satisfied with the time they had to wait for an appointment	0	0	N/A	89.8%	89.1%	89.0%

* This is based on patients treated on this contract for their most recent course of treatment. Figures in italics indicate the base number of FP17s or Patient Questionnaire responses are less than 100. N/A is shown where the base number of responses is less than 10 during the period. % is calculated as Quantity/Base number*100

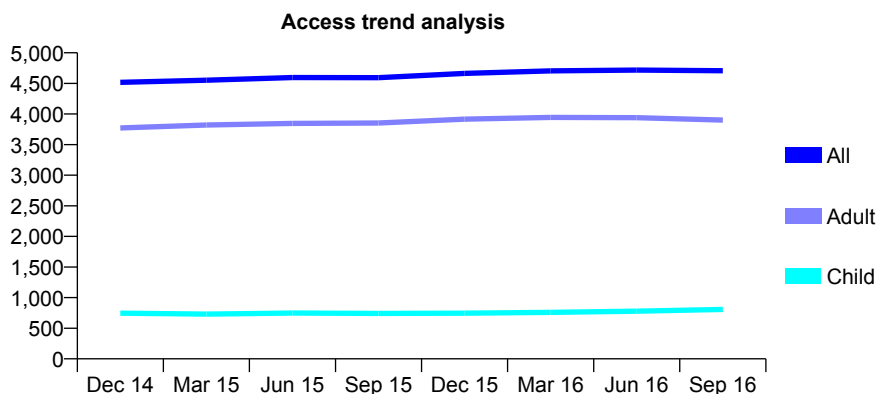
Q59 - Vital Signs At a Glance Contract Report for 237833/0004 - September 2016

Name or company name	Mr M Gokani, RY Janjua & HM Janjua
Contract type name	GDS Contract
Purpose of contract	General
Contract start date	01/04/2009
Contract end date	

16/17 Contracted general activity (UDA)	10,479
Carry forward general activity (UDA)	0
16/17 Contracted orthodontic activity (UOA)	0
Carry forward orthodontic activity (UOA)	0
Baseline contract value	£291,691.69

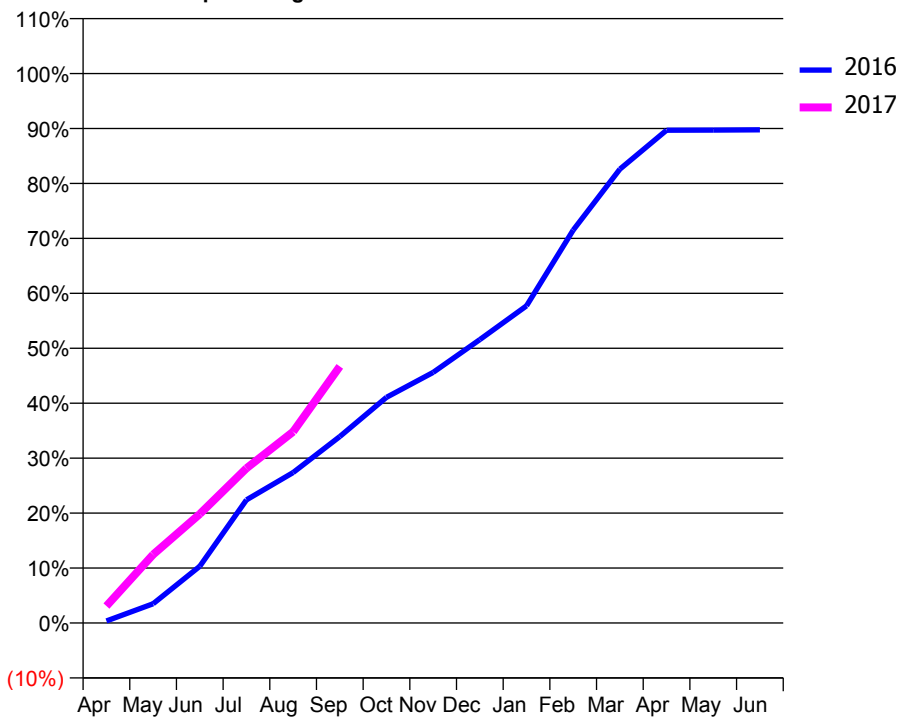
ACCESS*

Patients seen in 24 months	Total	Change since previous quarter
Quarter ending September 2015	4,593	
Quarter ending December 2015	4,664	→
Quarter ending March 2016	4,705	→
Quarter ending June 2016	4,718	→
Quarter ending September 2016	4,708	→
Variance since September 2015	2.5%	↑



ACTIVITY

Cumulative percentage of contracted UDA delivered 2016 & 2017



Month	Adjusted Scheduled Activity (UDA)	
	2016	2017
April	50	323
May	456	1,305
June	1,341	2,078
July	2,910	2,951
August	3,555	3,649
September	4,404	4,893
October	5,330	
November	5,921	
December	6,695	
January	7,491	
February	9,280	
March	10,718	
April	11,640	
May	11,641	
June	11,650	

QUALITY

	Quantity	Base Number	Contract	AT	Region	England
% of FP17s for the same patient ID Re-attending within 3 months - Children	45	503	8.9%	9.9%	12.0%	12.4%
% of FP17s for the same patient ID Re-attending within 3 months - Adults	289	2,062	14.0%	14.7%	15.9%	16.7%
% of FP17s for the same patient ID Re-attending between 3 & 9 months - Children	217	503	43.1%	61.1%	58.6%	57.4%
% of FP17s for the same patient ID Re-attending between 3 & 9 months - Adults	633	2,062	30.7%	53.6%	51.6%	50.5%
% of FP17s for Band 1 Urgent Courses	312	2,173	14.4%	7.3%	8.0%	9.1%
% of FP17s Relating to Free Repair or Replacements	17	2,173	0.8%	0.8%	0.8%	0.8%
% of FP17s Relating to Continuations	2	2,173	0.1%	1.3%	1.3%	1.3%
% of Patients satisfied with the dentistry they have received	7	7	N/A	93.2%	93.1%	93.2%
% of Patients satisfied with the time they had to wait for an appointment	6	7	N/A	89.8%	89.1%	89.0%

* This is based on patients treated on this contract for their most recent course of treatment. Figures in italics indicate the base number of FP17s or Patient Questionnaire responses are less than 100. N/A is shown where the base number of responses is less than 10 during the period. % is calculated as Quantity/Base number*100

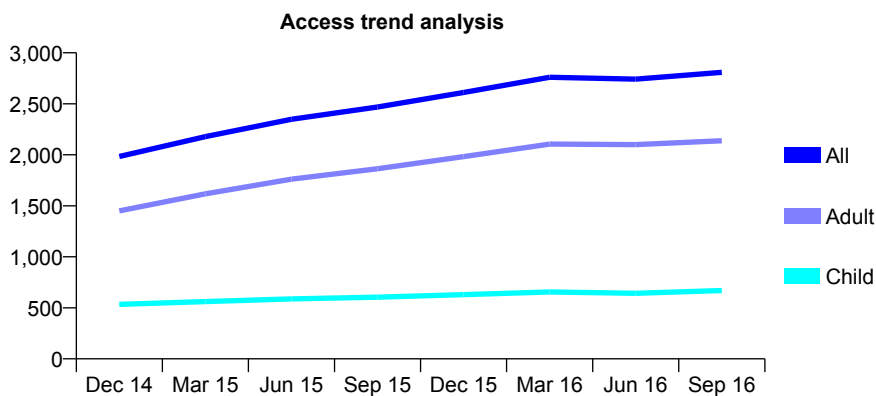
Q59 - Vital Signs At a Glance Contract Report for 244171/0005 - September 2016

Name or company name	MRS GK PALAHEY
Contract type name	GDS Contract
Purpose of contract	General
Contract start date	01/05/2014
Contract end date	

16/17 Contracted general activity (UDA)	6,887
Carry forward general activity (UDA)	1
16/17 Contracted orthodontic activity (UOA)	0
Carry forward orthodontic activity (UOA)	0
Baseline contract value	£156,631.16

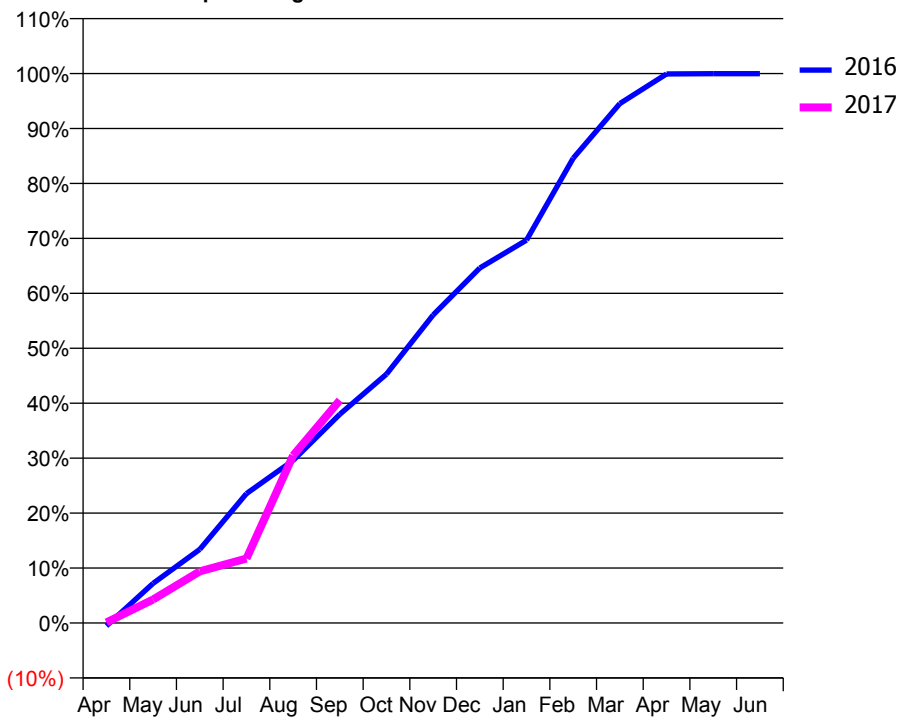
ACCESS*

Patients seen in 24 months	Total	Change since previous quarter
Quarter ending September 2015	2,468	
Quarter ending December 2015	2,611	↑
Quarter ending March 2016	2,760	↑
Quarter ending June 2016	2,742	→
Quarter ending September 2016	2,808	↑
Variance since September 2015	13.8%	↑



ACTIVITY

Cumulative percentage of contracted UDA delivered 2016 & 2017



Month	Adjusted Scheduled Activity (UDA)	
	2016	2017
April	-37	8
May	498	295
June	923	648
July	1,622	808
August	2,038	2,099
September	2,616	2,792
October	3,120	
November	3,862	
December	4,449	
January	4,798	
February	5,825	
March	6,510	
April	6,881	
May	6,886	
June	6,886	

QUALITY

	Quantity	Base Number	Contract	AT	Region	England
% of FP17s for the same patient ID Re-attending within 3 months - Children	19	473	4.0%	9.9%	12.0%	12.4%
% of FP17s for the same patient ID Re-attending within 3 months - Adults	169	1,378	12.3%	14.7%	15.9%	16.7%
% of FP17s for the same patient ID Re-attending between 3 & 9 months - Children	300	473	63.4%	61.1%	58.6%	57.4%
% of FP17s for the same patient ID Re-attending between 3 & 9 months - Adults	865	1,378	62.8%	53.6%	51.6%	50.5%
% of FP17s for Band 1 Urgent Courses	85	1,651	5.1%	7.3%	8.0%	9.1%
% of FP17s Relating to Free Repair or Replacements	15	1,651	0.9%	0.8%	0.8%	0.8%
% of FP17s Relating to Continuations	1	1,651	0.1%	1.3%	1.3%	1.3%
% of Patients satisfied with the dentistry they have received	3	3	N/A	93.2%	93.1%	93.2%
% of Patients satisfied with the time they had to wait for an appointment	3	3	N/A	89.8%	89.1%	89.0%

* This is based on patients treated on this contract for their most recent course of treatment. Figures in italics indicate the base number of FP17s or Patient Questionnaire responses are less than 100. N/A is shown where the base number of responses is less than 10 during the period. % is calculated as Quantity/Base number*100

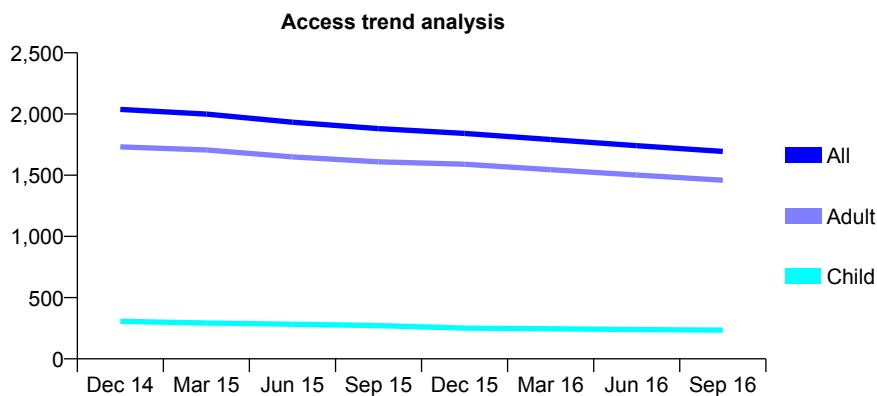
Q59 - Vital Signs At a Glance Contract Report for 245763/0001 - September 2016

Name or company name	MR JR HILL
Contract type name	GDS Contract
Purpose of contract	General
Contract start date	01/04/2006
Contract end date	

16/17 Contracted general activity (UDA)	4,417
Carry forward general activity (UDA)	0
16/17 Contracted orthodontic activity (UOA)	0
Carry forward orthodontic activity (UOA)	0
Baseline contract value	£97,363.81

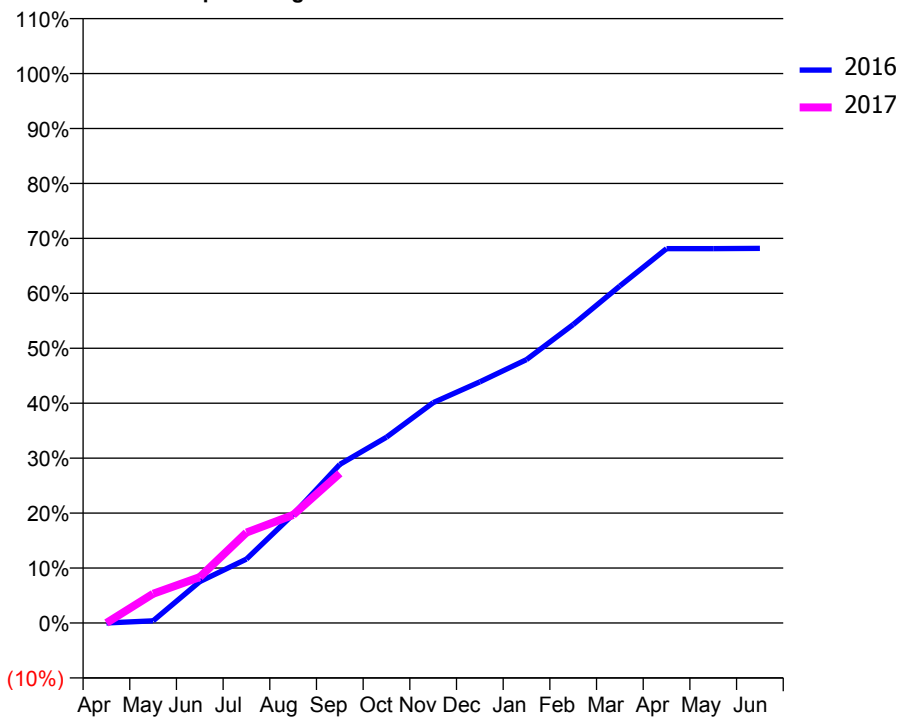
ACCESS*

Patients seen in 24 months	Total	Change since previous quarter
Quarter ending September 2015	1,881	
Quarter ending December 2015	1,841	↓
Quarter ending March 2016	1,791	↓
Quarter ending June 2016	1,741	↓
Quarter ending September 2016	1,694	↓
Variance since September 2015	(9.9%)	↓



ACTIVITY

Cumulative percentage of contracted UDA delivered 2016 & 2017



Adjusted Scheduled Activity (UDA)

Month	2016	2017
April	0	0
May	18	235
June	333	369
July	514	727
August	873	868
September	1,275	1,203
October	1,493	
November	1,772	
December	1,939	
January	2,118	
February	2,400	
March	2,709	
April	3,009	
May	3,010	
June	3,012	

QUALITY

	Quantity	Base Number	Contract	AT	Region	England
% of FP17s for the same patient ID Re-attending within 3 months - Children	8	113	7.1%	9.9%	12.0%	12.4%
% of FP17s for the same patient ID Re-attending within 3 months - Adults	109	741	14.7%	14.7%	15.9%	16.7%
% of FP17s for the same patient ID Re-attending between 3 & 9 months - Children	11	113	9.7%	61.1%	58.6%	57.4%
% of FP17s for the same patient ID Re-attending between 3 & 9 months - Adults	134	741	18.1%	53.6%	51.6%	50.5%
% of FP17s for Band 1 Urgent Courses	80	690	11.6%	7.3%	8.0%	9.1%
% of FP17s Relating to Free Repair or Replacements	32	690	4.6%	0.8%	0.8%	0.8%
% of FP17s Relating to Continuations	19	690	2.8%	1.3%	1.3%	1.3%
% of Patients satisfied with the dentistry they have received	2	2	N/A	93.2%	93.1%	93.2%
% of Patients satisfied with the time they had to wait for an appointment	2	2	N/A	89.8%	89.1%	89.0%

* This is based on patients treated on this contract for their most recent course of treatment. Figures in italics indicate the base number of FP17s or Patient Questionnaire responses are less than 100. N/A is shown where the base number of responses is less than 10 during the period. % is calculated as Quantity/Base number*100

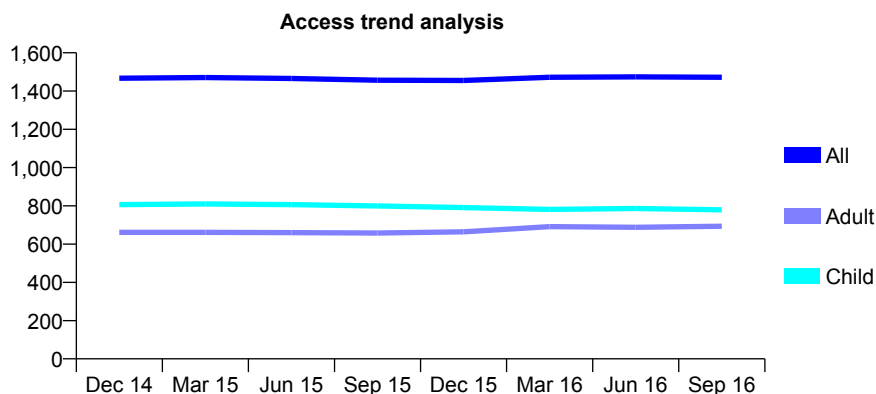
Q59 - Vital Signs At a Glance Contract Report for 257117/0001 - September 2016

Name or company name	MR NG PATEL
Contract type name	GDS Contract
Purpose of contract	General
Contract start date	01/12/2012
Contract end date	

16/17 Contracted general activity (UDA)	6,256
Carry forward general activity (UDA)	0
16/17 Contracted orthodontic activity (UOA)	0
Carry forward orthodontic activity (UOA)	0
Baseline contract value	£160,247.67

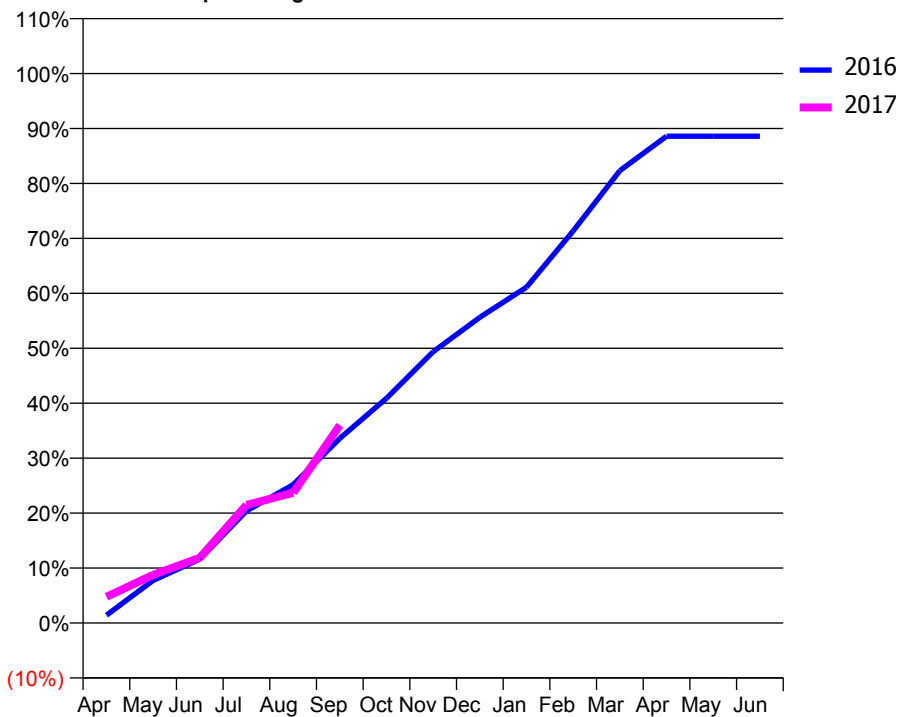
ACCESS*

Patients seen in 24 months	Total	Change since previous quarter
Quarter ending September 2015	1,457	
Quarter ending December 2015	1,455	→
Quarter ending March 2016	1,472	→
Quarter ending June 2016	1,474	→
Quarter ending September 2016	1,472	→
Variance since September 2015	1.0%	→



ACTIVITY

Cumulative percentage of contracted UDA delivered 2016 & 2017



Adjusted Scheduled Activity (UDA)

Month	2016	2017
April	89	299
May	486	549
June	727	743
July	1,276	1,344
August	1,575	1,483
September	2,102	2,252
October	2,558	
November	3,088	
December	3,480	
January	3,823	
February	4,465	
March	5,151	
April	5,542	
May	5,542	
June	5,542	

QUALITY

	Quantity	Base Number	Contract	AT	Region	England
% of FP17s for the same patient ID Re-attending within 3 months - Children	49	711	6.9%	9.9%	12.0%	12.4%
% of FP17s for the same patient ID Re-attending within 3 months - Adults	103	580	17.8%	14.7%	15.9%	16.7%
% of FP17s for the same patient ID Re-attending between 3 & 9 months - Children	539	711	75.8%	61.1%	58.6%	57.4%
% of FP17s for the same patient ID Re-attending between 3 & 9 months - Adults	379	580	65.3%	53.6%	51.6%	50.5%
% of FP17s for Band 1 Urgent Courses	57	1,082	5.3%	7.3%	8.0%	9.1%
% of FP17s Relating to Free Repair or Replacements	4	1,082	0.4%	0.8%	0.8%	0.8%
% of FP17s Relating to Continuations	1	1,082	0.1%	1.3%	1.3%	1.3%
% of Patients satisfied with the dentistry they have received	1	1	N/A	93.2%	93.1%	93.2%
% of Patients satisfied with the time they had to wait for an appointment	1	1	N/A	89.8%	89.1%	89.0%

* This is based on patients treated on this contract for their most recent course of treatment. Figures in italics indicate the base number of FP17s or Patient Questionnaire responses are less than 100. N/A is shown where the base number of responses is less than 10 during the period. % is calculated as Quantity/Base number*100

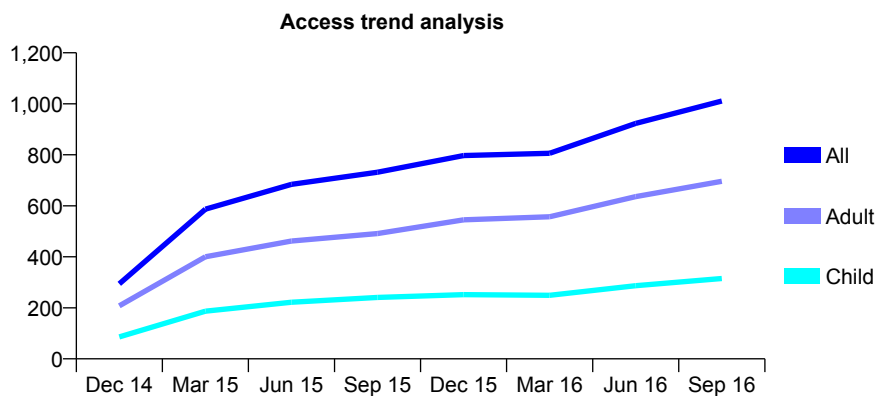
Q59 - Vital Signs At a Glance Contract Report for 264245/0003 - September 2016

Name or company name	MR P PATEL
Contract type name	GDS Contract
Purpose of contract	General
Contract start date	27/08/2014
Contract end date	

16/17 Contracted general activity (UDA)	2,480
Carry forward general activity (UDA)	0
16/17 Contracted orthodontic activity (UOA)	0
Carry forward orthodontic activity (UOA)	0
Baseline contract value	£52,229.81

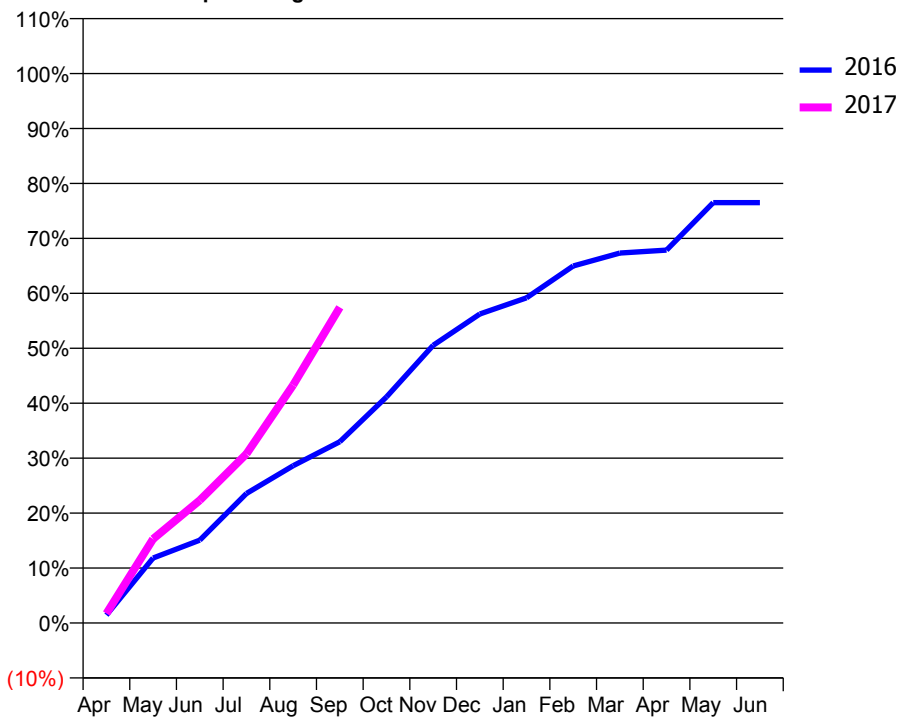
ACCESS*

Patients seen in 24 months	Total	Change since previous quarter
Quarter ending September 2015	732	
Quarter ending December 2015	797	↑
Quarter ending March 2016	806	→
Quarter ending June 2016	923	↑
Quarter ending September 2016	1,011	↑
Variance since September 2015	38.1%	↑



ACTIVITY

Cumulative percentage of contracted UDA delivered 2016 & 2017



Adjusted Scheduled Activity (UDA)

Month	2016	2017
April	50	43
May	412	380
June	525	554
July	821	764
August	996	1,074
September	1,148	1,425
October	1,432	
November	1,758	
December	1,957	
January	2,059	
February	2,261	
March	2,343	
April	2,362	
May	2,662	
June	2,662	

QUALITY

	Quantity	Base Number	Contract	AT	Region	England
% of FP17s for the same patient ID Re-attending within 3 months - Children	34	350	9.7%	9.9%	12.0%	12.4%
% of FP17s for the same patient ID Re-attending within 3 months - Adults	103	653	15.8%	14.7%	15.9%	16.7%
% of FP17s for the same patient ID Re-attending between 3 & 9 months - Children	191	350	54.6%	61.1%	58.6%	57.4%
% of FP17s for the same patient ID Re-attending between 3 & 9 months - Adults	325	653	49.8%	53.6%	51.6%	50.5%
% of FP17s for Band 1 Urgent Courses	54	756	7.1%	7.3%	8.0%	9.1%
% of FP17s Relating to Free Repair or Replacements	18	756	2.4%	0.8%	0.8%	0.8%
% of FP17s Relating to Continuations	8	756	1.1%	1.3%	1.3%	1.3%
% of Patients satisfied with the dentistry they have received	0	0	N/A	93.2%	93.1%	93.2%
% of Patients satisfied with the time they had to wait for an appointment	0	0	N/A	89.8%	89.1%	89.0%

* This is based on patients treated on this contract for their most recent course of treatment. Figures in italics indicate the base number of FP17s or Patient Questionnaire responses are less than 100. N/A is shown where the base number of responses is less than 10 during the period. % is calculated as Quantity/Base number*100

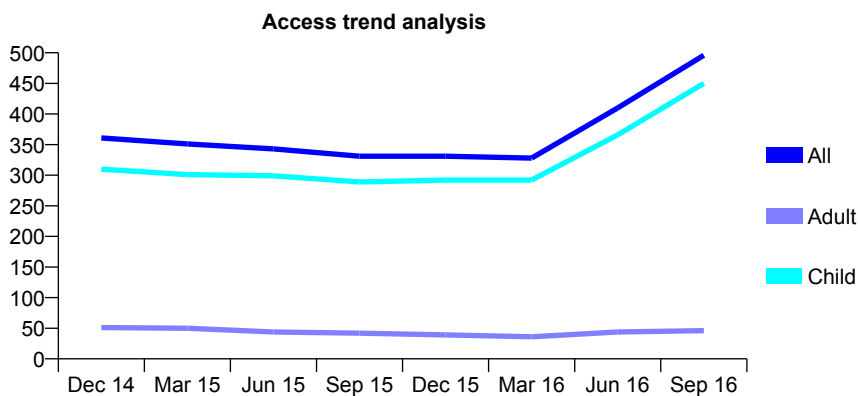
Q59 - Vital Signs At a Glance Contract Report for 299154/0001 - September 2016

Name or company name	MR C KHELA
Contract type name	GDS Contract
Purpose of contract	General
Contract start date	01/05/2011
Contract end date	

16/17 Contracted general activity (UDA)	1,430
Carry forward general activity (UDA)	0
16/17 Contracted orthodontic activity (UOA)	0
Carry forward orthodontic activity (UOA)	0
Baseline contract value	£33,422.62

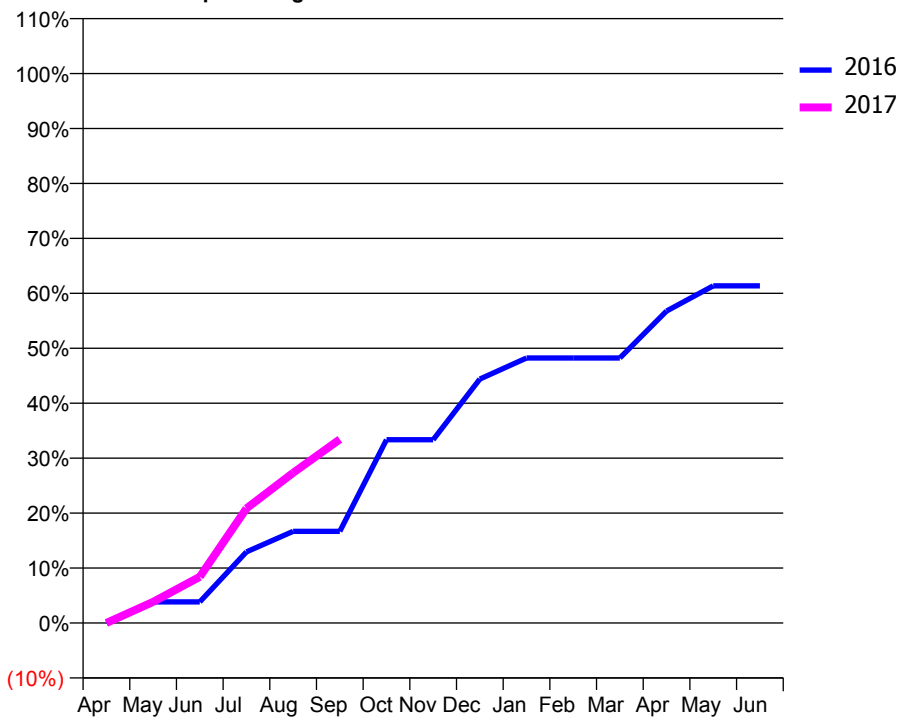
ACCESS*

Patients seen in 24 months	Total	Change since previous quarter
Quarter ending September 2015	331	
Quarter ending December 2015	331	→
Quarter ending March 2016	328	→
Quarter ending June 2016	410	↑
Quarter ending September 2016	496	↑
Variance since September 2015	49.8%	↑



ACTIVITY

Cumulative percentage of contracted UDA delivered 2016 & 2017



Adjusted Scheduled Activity (UDA)

Month	2016	2017
April	0	0
May	32	55
June	32	120
July	107	298
August	138	391
September	138	478
October	277	
November	277	
December	368	
January	400	
February	400	
March	400	
April	471	
May	509	
June	509	

QUALITY

	Quantity	Base Number	Contract	AT	Region	England
% of FP17s for the same patient ID Re-attending within 3 months - Children	12	436	2.8%	9.9%	12.0%	12.4%
% of FP17s for the same patient ID Re-attending within 3 months - Adults	0	0	N/A	14.7%	15.9%	16.7%
% of FP17s for the same patient ID Re-attending between 3 & 9 months - Children	182	436	41.7%	61.1%	58.6%	57.4%
% of FP17s for the same patient ID Re-attending between 3 & 9 months - Adults	0	0	N/A	53.6%	51.6%	50.5%
% of FP17s for Band 1 Urgent Courses	11	338	3.3%	7.3%	8.0%	9.1%
% of FP17s Relating to Free Repair or Replacements	0	338	0.0%	0.8%	0.8%	0.8%
% of FP17s Relating to Continuations	1	338	0.3%	1.3%	1.3%	1.3%
% of Patients satisfied with the dentistry they have received	0	0	N/A	93.2%	93.1%	93.2%
% of Patients satisfied with the time they had to wait for an appointment	0	0	N/A	89.8%	89.1%	89.0%

* This is based on patients treated on this contract for their most recent course of treatment. Figures in italics indicate the base number of FP17s or Patient Questionnaire responses are less than 100. N/A is shown where the base number of responses is less than 10 during the period. % is calculated as Quantity/Base number*100

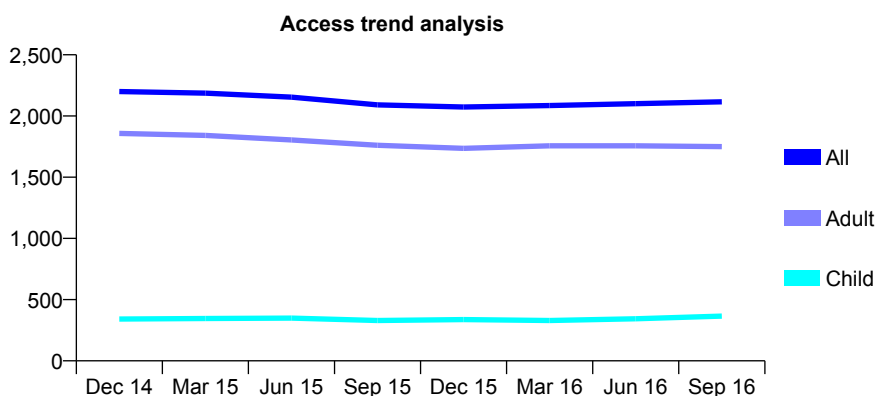
Q59 - Vital Signs At a Glance Contract Report for 306975/0001 - September 2016

Name or company name	MR NA TAYLOR
Contract type name	GDS Contract
Purpose of contract	General
Contract start date	01/04/2006
Contract end date	

16/17 Contracted general activity (UDA)	6,493
Carry forward general activity (UDA)	125
16/17 Contracted orthodontic activity (UOA)	0
Carry forward orthodontic activity (UOA)	0
Baseline contract value	£175,306.44

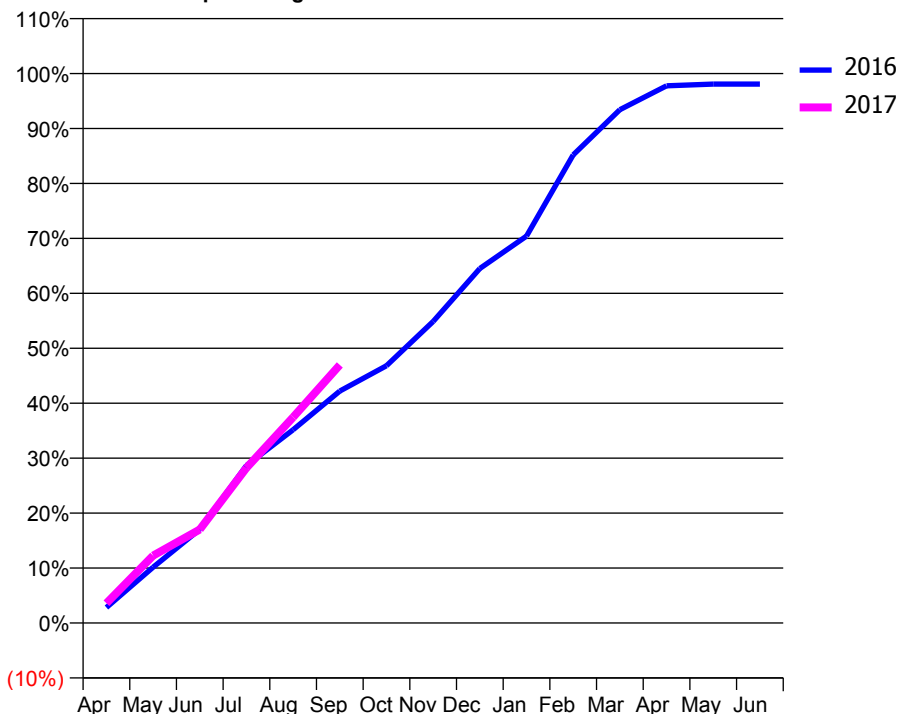
ACCESS*

Patients seen in 24 months	Total	Change since previous quarter
Quarter ending September 2015	2,091	
Quarter ending December 2015	2,073	→
Quarter ending March 2016	2,086	→
Quarter ending June 2016	2,101	→
Quarter ending September 2016	2,116	→
Variance since September 2015	1.2%	→



ACTIVITY

Cumulative percentage of contracted UDA delivered 2016 & 2017



Month	Adjusted Scheduled Activity (UDA)	
	2016	2017
April	183	233
May	659	797
June	1,107	1,105
July	1,862	1,833
August	2,283	2,431
September	2,741	3,049
October	3,041	
November	3,563	
December	4,190	
January	4,571	
February	5,531	
March	6,066	
April	6,347	
May	6,368	
June	6,368	

QUALITY

	Quantity	Base Number	Contract	AT	Region	England
% of FP17s for the same patient ID Re-attending within 3 months - Children	29	311	9.3%	9.9%	12.0%	12.4%
% of FP17s for the same patient ID Re-attending within 3 months - Adults	261	1,434	18.2%	14.7%	15.9%	16.7%
% of FP17s for the same patient ID Re-attending between 3 & 9 months - Children	176	311	56.6%	61.1%	58.6%	57.4%
% of FP17s for the same patient ID Re-attending between 3 & 9 months - Adults	793	1,434	55.3%	53.6%	51.6%	50.5%
% of FP17s for Band 1 Urgent Courses	198	1,621	12.2%	7.3%	8.0%	9.1%
% of FP17s Relating to Free Repair or Replacements	20	1,621	1.2%	0.8%	0.8%	0.8%
% of FP17s Relating to Continuations	62	1,621	3.8%	1.3%	1.3%	1.3%
% of Patients satisfied with the dentistry they have received	3	3	N/A	93.2%	93.1%	93.2%
% of Patients satisfied with the time they had to wait for an appointment	2	3	N/A	89.8%	89.1%	89.0%

* This is based on patients treated on this contract for their most recent course of treatment. Figures in italics indicate the base number of FP17s or Patient Questionnaire responses are less than 100. N/A is shown where the base number of responses is less than 10 during the period. % is calculated as Quantity/Base number*100

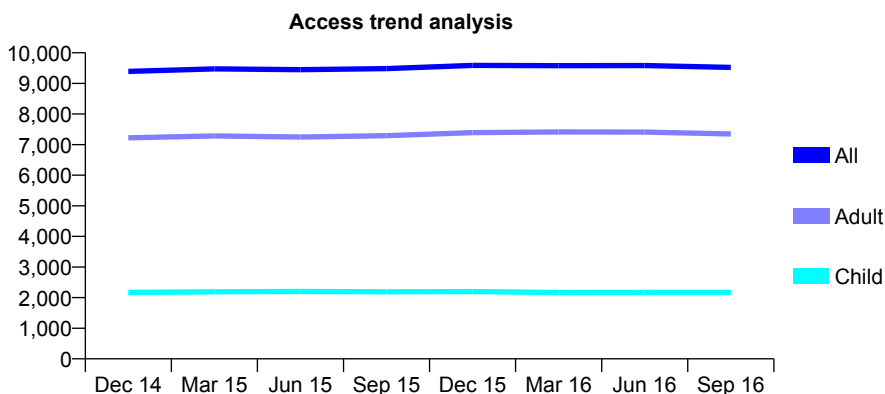
Q59 - Vital Signs At a Glance Contract Report for 320102/0001 - September 2016

Name or company name	MR MK SHAH
Contract type name	GDS Contract
Purpose of contract	General
Contract start date	01/04/2006
Contract end date	

16/17 Contracted general activity (UDA)	22,132
Carry forward general activity (UDA)	0
16/17 Contracted orthodontic activity (UOA)	0
Carry forward orthodontic activity (UOA)	0
Baseline contract value	£521,667.58

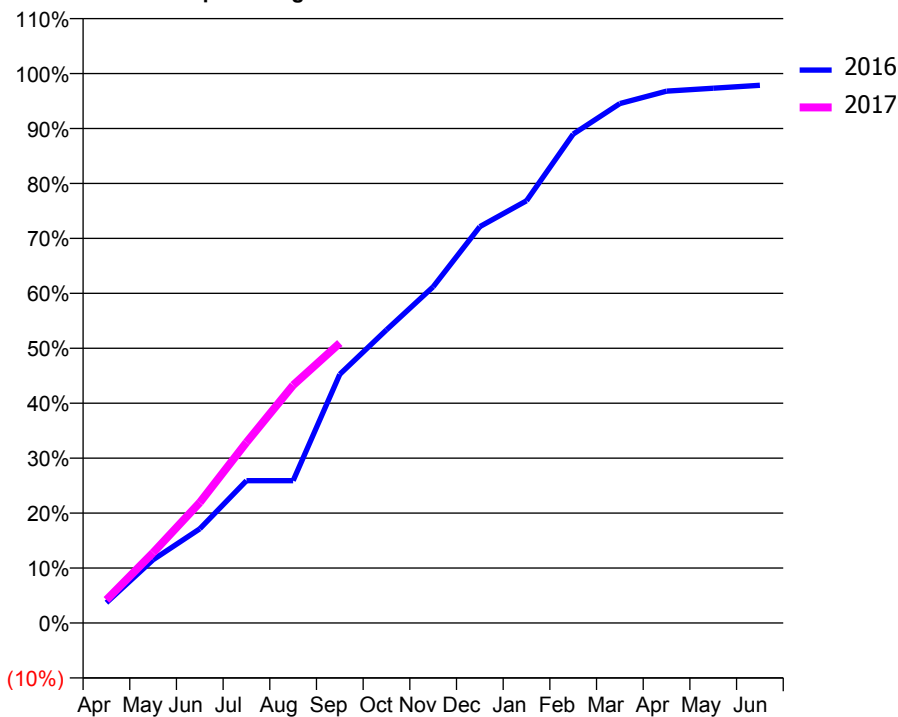
ACCESS*

Patients seen in 24 months	Total	Change since previous quarter
Quarter ending September 2015	9,483	
Quarter ending December 2015	9,590	→
Quarter ending March 2016	9,580	→
Quarter ending June 2016	9,584	→
Quarter ending September 2016	9,522	→
Variance since September 2015	0.4%	→



ACTIVITY

Cumulative percentage of contracted UDA delivered 2016 & 2017



Month	Adjusted Scheduled Activity (UDA)	
	2016	2017
April	837	931
May	2,604	2,831
June	3,883	4,853
July	5,865	7,275
August	5,865	9,578
September	10,247	11,275
October	12,073	
November	13,847	
December	16,327	
January	17,389	
February	20,138	
March	21,393	
April	21,904	
May	22,028	
June	22,145	

QUALITY

	Quantity	Base Number	Contract	AT	Region	England
% of FP17s for the same patient ID Re-attending within 3 months - Children	96	1,712	5.6%	9.9%	12.0%	12.4%
% of FP17s for the same patient ID Re-attending within 3 months - Adults	680	5,407	12.6%	14.7%	15.9%	16.7%
% of FP17s for the same patient ID Re-attending between 3 & 9 months - Children	1,070	1,712	62.5%	61.1%	58.6%	57.4%
% of FP17s for the same patient ID Re-attending between 3 & 9 months - Adults	3,097	5,407	57.3%	53.6%	51.6%	50.5%
% of FP17s for Band 1 Urgent Courses	343	6,671	5.1%	7.3%	8.0%	9.1%
% of FP17s Relating to Free Repair or Replacements	58	6,671	0.9%	0.8%	0.8%	0.8%
% of FP17s Relating to Continuations	48	6,671	0.7%	1.3%	1.3%	1.3%
% of Patients satisfied with the dentistry they have received	13	14	92.9%	93.2%	93.1%	93.2%
% of Patients satisfied with the time they had to wait for an appointment	14	14	100.0%	89.8%	89.1%	89.0%

* This is based on patients treated on this contract for their most recent course of treatment. Figures in italics indicate the base number of FP17s or Patient Questionnaire responses are less than 100. N/A is shown where the base number of responses is less than 10 during the period. % is calculated as Quantity/Base number*100

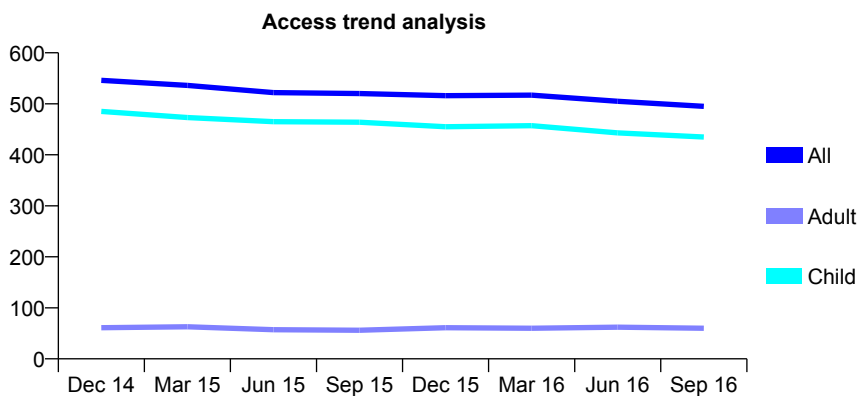
Q59 - Vital Signs At a Glance Contract Report for 324647/0001 - September 2016

Name or company name	MR RD INKLEY
Contract type name	GDS Contract
Purpose of contract	General
Contract start date	01/04/2006
Contract end date	

16/17 Contracted general activity (UDA)	1,329
Carry forward general activity (UDA)	-27
16/17 Contracted orthodontic activity (UOA)	0
Carry forward orthodontic activity (UOA)	0
Baseline contract value	£28,700.41

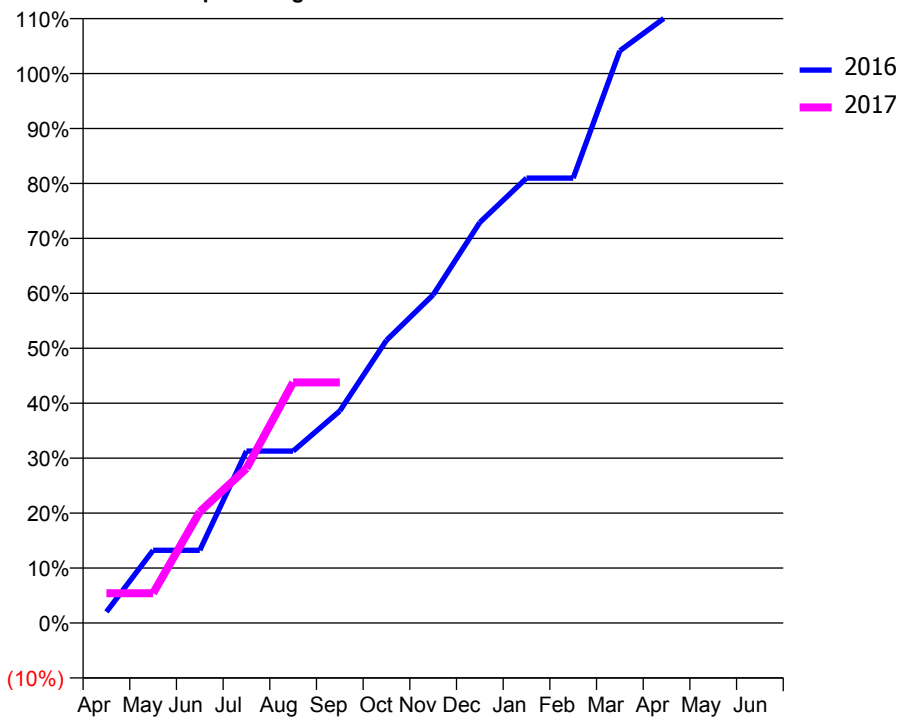
ACCESS*

Patients seen in 24 months	Total	Change since previous quarter
Quarter ending September 2015	520	
Quarter ending December 2015	516	→
Quarter ending March 2016	517	→
Quarter ending June 2016	505	↓
Quarter ending September 2016	495	↓
Variance since September 2015	(4.8%)	↓



ACTIVITY

Cumulative percentage of contracted UDA delivered 2016 & 2017



Adjusted Scheduled Activity (UDA)

Month	2016	2017
April	27	72
May	176	72
June	176	269
July	416	374
August	416	582
September	513	582
October	684	
November	794	
December	969	
January	1,076	
February	1,076	
March	1,384	
April	1,467	
May	1,467	
June	1,467	

QUALITY

	Quantity	Base Number	Contract	AT	Region	England
% of FP17s for the same patient ID Re-attending within 3 months - Children	240	588	40.8%	9.9%	12.0%	12.4%
% of FP17s for the same patient ID Re-attending within 3 months - Adults	0	0	N/A	14.7%	15.9%	16.7%
% of FP17s for the same patient ID Re-attending between 3 & 9 months - Children	310	588	52.7%	61.1%	58.6%	57.4%
% of FP17s for the same patient ID Re-attending between 3 & 9 months - Adults	0	0	N/A	53.6%	51.6%	50.5%
% of FP17s for Band 1 Urgent Courses	0	509	0.0%	7.3%	8.0%	9.1%
% of FP17s Relating to Free Repair or Replacements	0	509	0.0%	0.8%	0.8%	0.8%
% of FP17s Relating to Continuations	68	509	13.4%	1.3%	1.3%	1.3%
% of Patients satisfied with the dentistry they have received	0	0	N/A	93.2%	93.1%	93.2%
% of Patients satisfied with the time they had to wait for an appointment	0	0	N/A	89.8%	89.1%	89.0%

* This is based on patients treated on this contract for their most recent course of treatment. Figures in italics indicate the base number of FP17s or Patient Questionnaire responses are less than 100. N/A is shown where the base number of responses is less than 10 during the period. % is calculated as Quantity/Base number*100

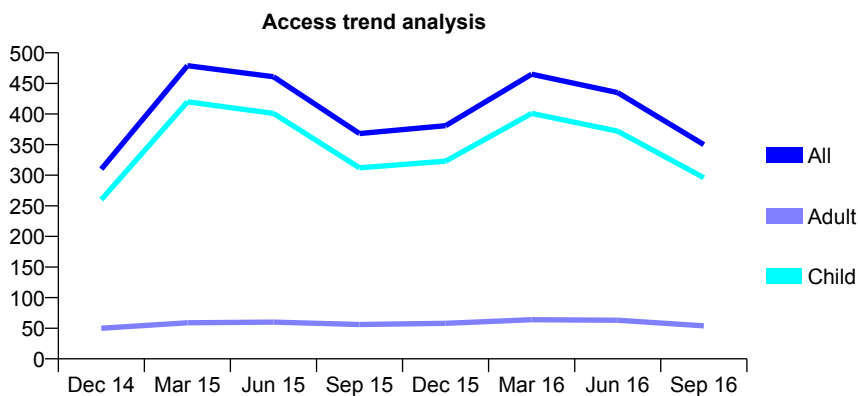
Q59 - Vital Signs At a Glance Contract Report for 326046/0001 - September 2016

Name or company name	MISS PJ HAMPTON
Contract type name	GDS Contract
Purpose of contract	General
Contract start date	01/04/2006
Contract end date	

16/17 Contracted general activity (UDA)	750
Carry forward general activity (UDA)	4
16/17 Contracted orthodontic activity (UOA)	0
Carry forward orthodontic activity (UOA)	0
Baseline contract value	£17,684.46

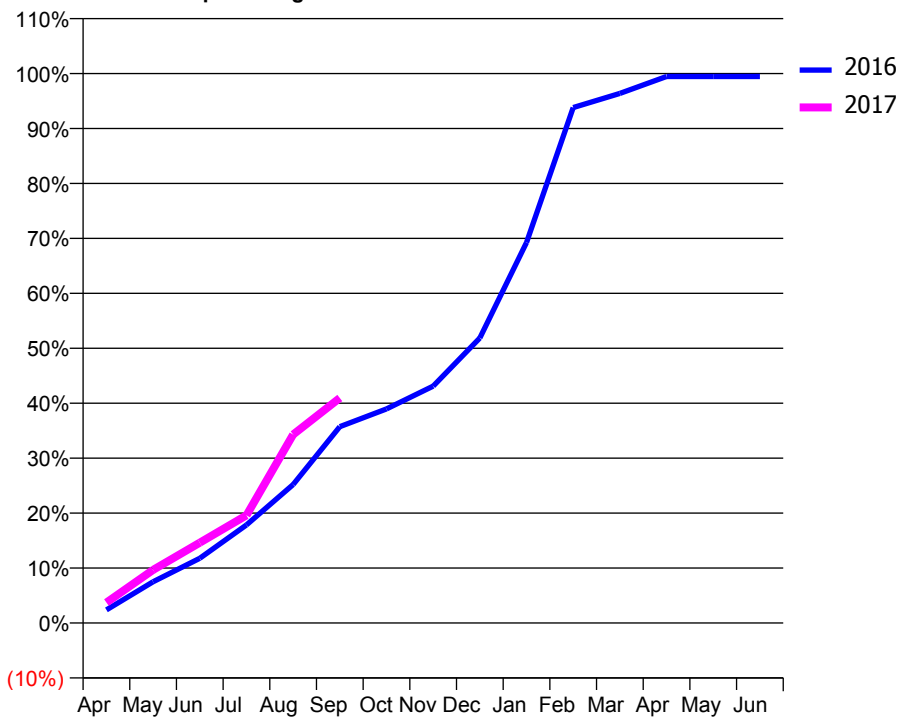
ACCESS*

Patients seen in 24 months	Total	Change since previous quarter
Quarter ending September 2015	368	
Quarter ending December 2015	381	↑
Quarter ending March 2016	465	↑
Quarter ending June 2016	435	↓
Quarter ending September 2016	350	↓
Variance since September 2015	(4.9%)	↓



ACTIVITY

Cumulative percentage of contracted UDA delivered 2016 & 2017



Month	Adjusted Scheduled Activity (UDA)	
	2016	2017
April	18	28
May	56	73
June	88	110
July	134	147
August	189	257
September	268	307
October	292	
November	323	
December	389	
January	519	
February	704	
March	723	
April	746	
May	746	
June	746	

QUALITY

	Quantity	Base Number	Contract	AT	Region	England
% of FP17s for the same patient ID Re-attending within 3 months - Children	15	240	6.3%	9.9%	12.0%	12.4%
% of FP17s for the same patient ID Re-attending within 3 months - Adults	0	6	0.0%	14.7%	15.9%	16.7%
% of FP17s for the same patient ID Re-attending between 3 & 9 months - Children	149	240	62.1%	61.1%	58.6%	57.4%
% of FP17s for the same patient ID Re-attending between 3 & 9 months - Adults	5	6	83.3%	53.6%	51.6%	50.5%
% of FP17s for Band 1 Urgent Courses	11	229	4.8%	7.3%	8.0%	9.1%
% of FP17s Relating to Free Repair or Replacements	0	229	0.0%	0.8%	0.8%	0.8%
% of FP17s Relating to Continuations	0	229	0.0%	1.3%	1.3%	1.3%
% of Patients satisfied with the dentistry they have received	1	1	N/A	93.2%	93.1%	93.2%
% of Patients satisfied with the time they had to wait for an appointment	1	1	N/A	89.8%	89.1%	89.0%

* This is based on patients treated on this contract for their most recent course of treatment. Figures in italics indicate the base number of FP17s or Patient Questionnaire responses are less than 100. N/A is shown where the base number of responses is less than 10 during the period. % is calculated as Quantity/Base number*100

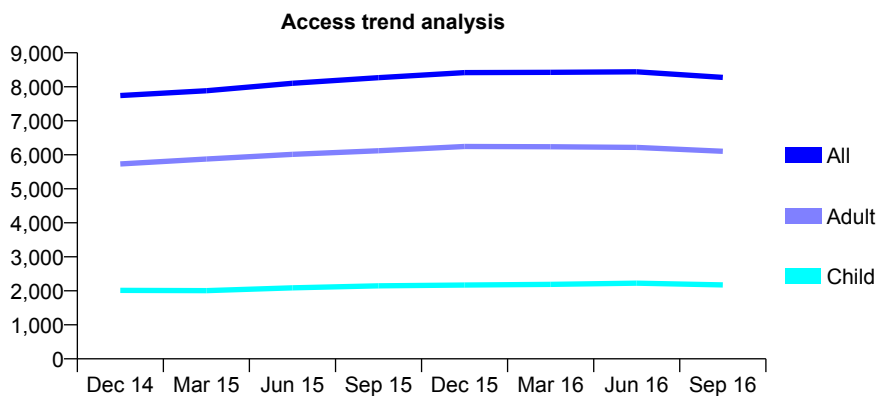
Q59 - Vital Signs At a Glance Contract Report for 332070/0001 - September 2016

Name or company name	MR S VYAS
Contract type name	GDS Contract
Purpose of contract	General
Contract start date	01/04/2006
Contract end date	

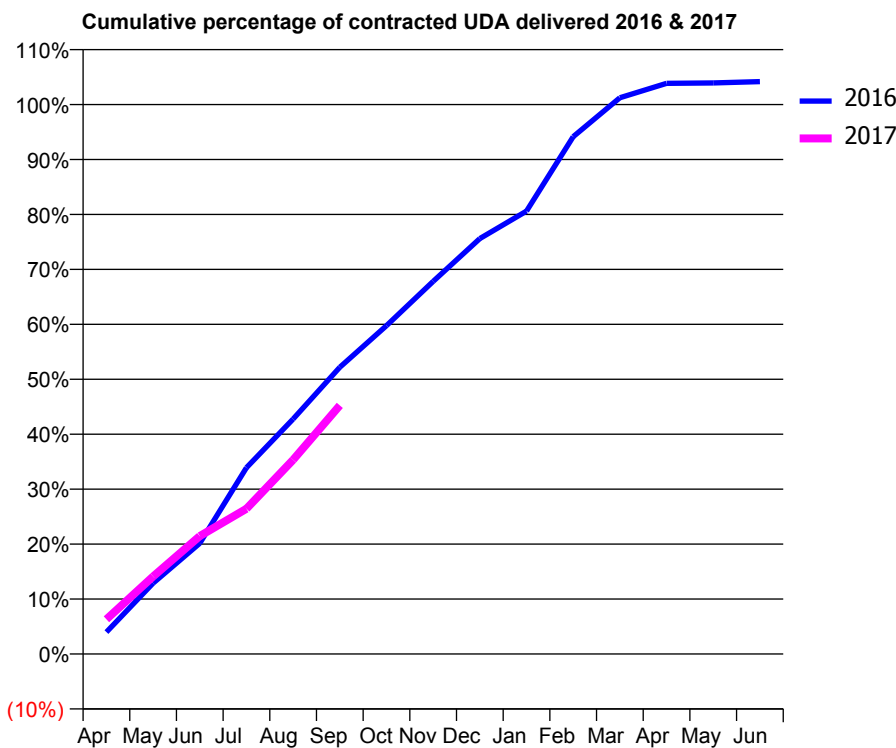
16/17 Contracted general activity (UDA)	19,509
Carry forward general activity (UDA)	-420
16/17 Contracted orthodontic activity (UOA)	0
Carry forward orthodontic activity (UOA)	0
Baseline contract value	£528,864.81

ACCESS*

Patients seen in 24 months	Total	Change since previous quarter
Quarter ending September 2015	8,269	
Quarter ending December 2015	8,416	→
Quarter ending March 2016	8,425	→
Quarter ending June 2016	8,442	→
Quarter ending September 2016	8,278	↓
Variance since September 2015	0.1%	→



ACTIVITY



Month	Adjusted Scheduled Activity (UDA)	
	2016	2017
April	826	1,235
May	2,675	2,751
June	4,186	4,188
July	7,043	5,156
August	8,878	6,895
September	10,836	8,826
October	12,407	
November	14,079	
December	15,698	
January	16,734	
February	19,548	
March	21,015	
April	21,564	
May	21,578	
June	21,629	

QUALITY

	Quantity	Base Number	Contract	AT	Region	England
% of FP17s for the same patient ID Re-attending within 3 months - Children	55	1,513	3.6%	9.9%	12.0%	12.4%
% of FP17s for the same patient ID Re-attending within 3 months - Adults	170	3,098	5.5%	14.7%	15.9%	16.7%
% of FP17s for the same patient ID Re-attending between 3 & 9 months - Children	945	1,513	62.5%	61.1%	58.6%	57.4%
% of FP17s for the same patient ID Re-attending between 3 & 9 months - Adults	1,103	3,098	35.6%	53.6%	51.6%	50.5%
% of FP17s for Band 1 Urgent Courses	130	4,316	3.0%	7.3%	8.0%	9.1%
% of FP17s Relating to Free Repair or Replacements	19	4,316	0.4%	0.8%	0.8%	0.8%
% of FP17s Relating to Continuations	9	4,316	0.2%	1.3%	1.3%	1.3%
% of Patients satisfied with the dentistry they have received	5	6	N/A	93.2%	93.1%	93.2%
% of Patients satisfied with the time they had to wait for an appointment	5	6	N/A	89.8%	89.1%	89.0%

* This is based on patients treated on this contract for their most recent course of treatment. Figures in italics indicate the base number of FP17s or Patient Questionnaire responses are less than 100. N/A is shown where the base number of responses is less than 10 during the period. % is calculated as Quantity/Base number*100

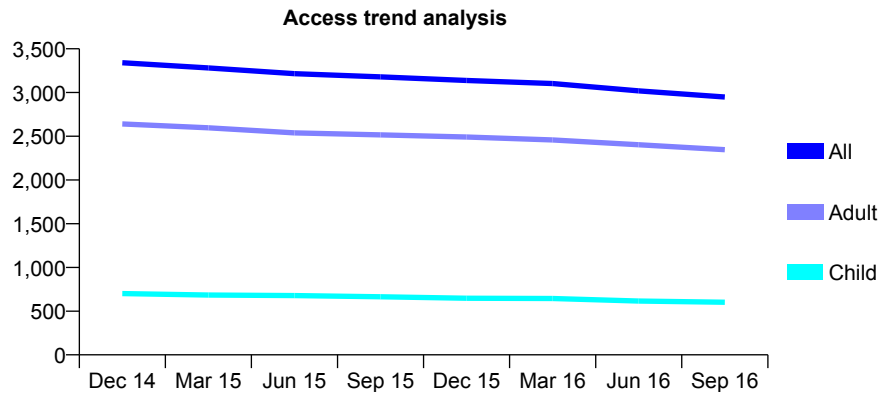
Q59 - Vital Signs At a Glance Contract Report for 335134/0001 - September 2016

Name or company name	MR PJ PATEL
Contract type name	GDS Contract
Purpose of contract	General
Contract start date	01/04/2006
Contract end date	

16/17 Contracted general activity (UDA)	11,623
Carry forward general activity (UDA)	0
16/17 Contracted orthodontic activity (UOA)	0
Carry forward orthodontic activity (UOA)	0
Baseline contract value	£329,893.69

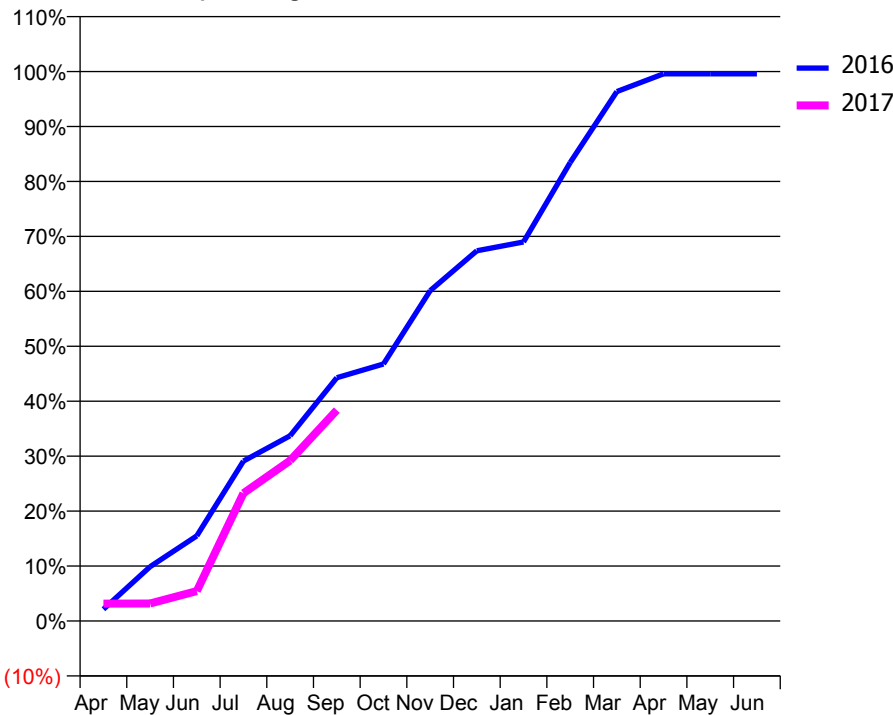
ACCESS*

Patients seen in 24 months	Total	Change since previous quarter
Quarter ending September 2015	3,179	
Quarter ending December 2015	3,138	↓
Quarter ending March 2016	3,103	↓
Quarter ending June 2016	3,019	↓
Quarter ending September 2016	2,948	↓
Variance since September 2015	(7.3%)	↓



ACTIVITY

Cumulative percentage of contracted UDA delivered 2016 & 2017



Month	Adjusted Scheduled Activity (UDA)	
	2016	2017
April	250	369
May	1,149	372
June	1,802	634
July	3,382	2,703
August	3,920	3,394
September	5,146	4,459
October	5,436	
November	6,989	
December	7,833	
January	8,019	
February	9,698	
March	11,198	
April	11,573	
May	11,573	
June	11,573	

QUALITY

	Quantity	Base Number	Contract	AT	Region	England
% of FP17s for the same patient ID Re-attending within 3 months - Children	28	384	7.3%	9.9%	12.0%	12.4%
% of FP17s for the same patient ID Re-attending within 3 months - Adults	343	1,684	20.4%	14.7%	15.9%	16.7%
% of FP17s for the same patient ID Re-attending between 3 & 9 months - Children	291	384	75.8%	61.1%	58.6%	57.4%
% of FP17s for the same patient ID Re-attending between 3 & 9 months - Adults	1,129	1,684	67.0%	53.6%	51.6%	50.5%
% of FP17s for Band 1 Urgent Courses	127	1,893	6.7%	7.3%	8.0%	9.1%
% of FP17s Relating to Free Repair or Replacements	24	1,893	1.3%	0.8%	0.8%	0.8%
% of FP17s Relating to Continuations	65	1,893	3.4%	1.3%	1.3%	1.3%
% of Patients satisfied with the dentistry they have received	4	5	N/A	93.2%	93.1%	93.2%
% of Patients satisfied with the time they had to wait for an appointment	5	5	N/A	89.8%	89.1%	89.0%

* This is based on patients treated on this contract for their most recent course of treatment. Figures in italics indicate the base number of FP17s or Patient Questionnaire responses are less than 100. N/A is shown where the base number of responses is less than 10 during the period. % is calculated as Quantity/Base number*100

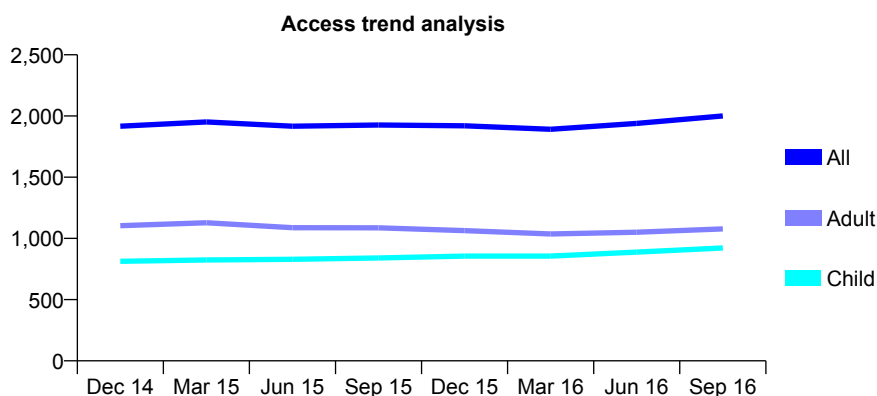
Q59 - Vital Signs At a Glance Contract Report for 342645/0001 - September 2016

Name or company name	MR AM HATHIARI
Contract type name	GDS Contract
Purpose of contract	General
Contract start date	04/02/2011
Contract end date	

16/17 Contracted general activity (UDA)	4,311
Carry forward general activity (UDA)	0
16/17 Contracted orthodontic activity (UOA)	0
Carry forward orthodontic activity (UOA)	0
Baseline contract value	£95,355.19

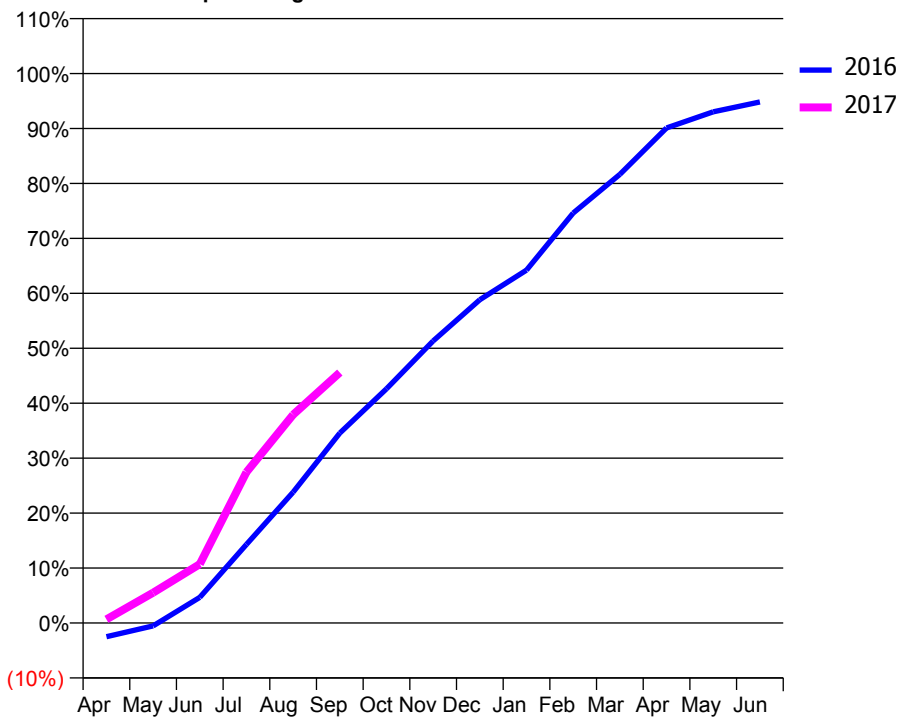
ACCESS*

Patients seen in 24 months	Total	Change since previous quarter
Quarter ending September 2015	1,927	
Quarter ending December 2015	1,920	→
Quarter ending March 2016	1,892	↓
Quarter ending June 2016	1,939	↑
Quarter ending September 2016	2,000	↑
Variance since September 2015	3.8%	↑



ACTIVITY

Cumulative percentage of contracted UDA delivered 2016 & 2017



Adjusted Scheduled Activity (UDA)

Month	2016	2017
April	-118	29
May	-26	238
June	220	462
July	674	1,184
August	1,122	1,635
September	1,629	1,965
October	2,008	
November	2,418	
December	2,772	
January	3,025	
February	3,514	
March	3,847	
April	4,244	
May	4,383	
June	4,468	

QUALITY

	Quantity	Base Number	Contract	AT	Region	England
% of FP17s for the same patient ID Re-attending within 3 months - Children	23	645	3.6%	9.9%	12.0%	12.4%
% of FP17s for the same patient ID Re-attending within 3 months - Adults	66	627	10.5%	14.7%	15.9%	16.7%
% of FP17s for the same patient ID Re-attending between 3 & 9 months - Children	281	645	43.6%	61.1%	58.6%	57.4%
% of FP17s for the same patient ID Re-attending between 3 & 9 months - Adults	246	627	39.2%	53.6%	51.6%	50.5%
% of FP17s for Band 1 Urgent Courses	16	1,030	1.6%	7.3%	8.0%	9.1%
% of FP17s Relating to Free Repair or Replacements	0	1,030	0.0%	0.8%	0.8%	0.8%
% of FP17s Relating to Continuations	2	1,030	0.2%	1.3%	1.3%	1.3%
% of Patients satisfied with the dentistry they have received	2	2	N/A	93.2%	93.1%	93.2%
% of Patients satisfied with the time they had to wait for an appointment	2	2	N/A	89.8%	89.1%	89.0%

* This is based on patients treated on this contract for their most recent course of treatment. Figures in italics indicate the base number of FP17s or Patient Questionnaire responses are less than 100. N/A is shown where the base number of responses is less than 10 during the period. % is calculated as Quantity/Base number*100

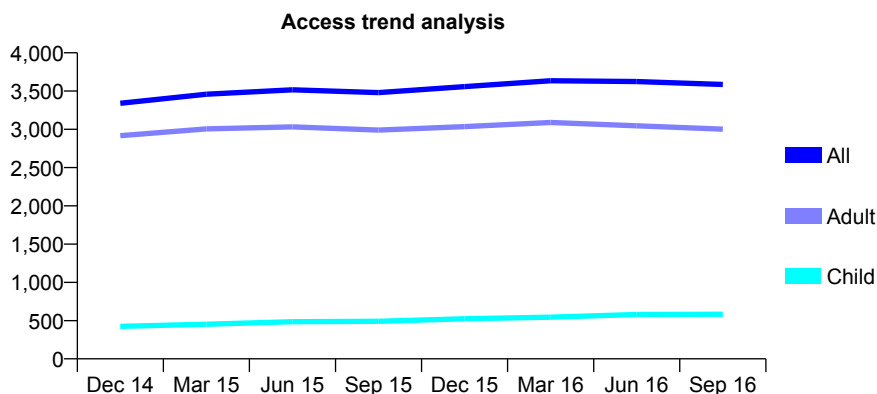
Q59 - Vital Signs At a Glance Contract Report for 363669/0003 - September 2016

Name or company name	MR TG OYEDELE
Contract type name	GDS Contract
Purpose of contract	General
Contract start date	01/02/2012
Contract end date	

16/17 Contracted general activity (UDA)	10,388
Carry forward general activity (UDA)	0
16/17 Contracted orthodontic activity (UOA)	0
Carry forward orthodontic activity (UOA)	0
Baseline contract value	£228,980.93

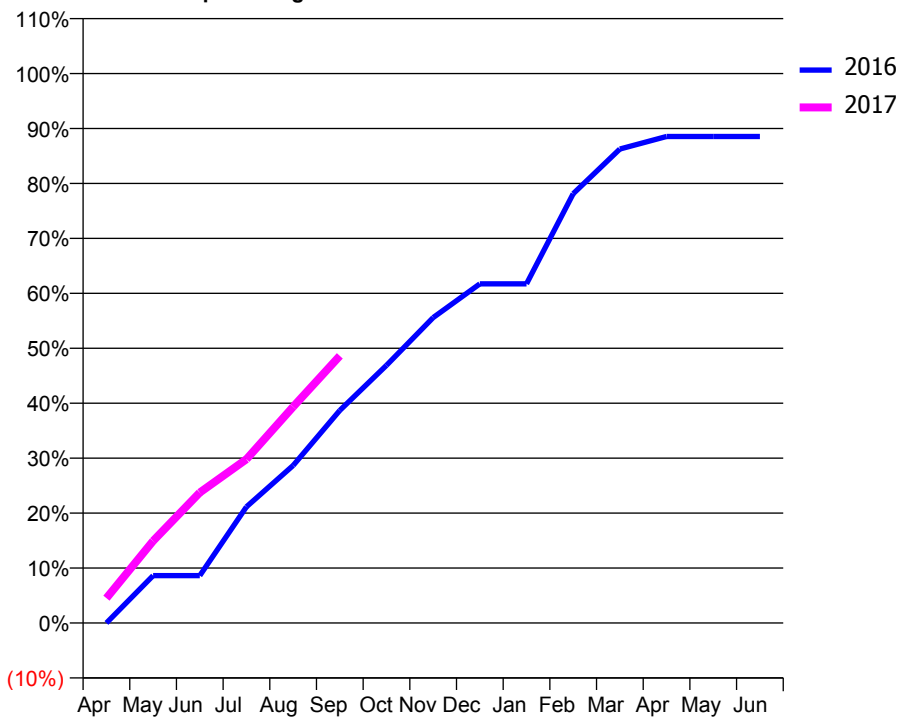
ACCESS*

Patients seen in 24 months	Total	Change since previous quarter
Quarter ending September 2015	3,480	
Quarter ending December 2015	3,559	↑
Quarter ending March 2016	3,635	↑
Quarter ending June 2016	3,624	→
Quarter ending September 2016	3,586	↓
Variance since September 2015	3.0%	↑



ACTIVITY

Cumulative percentage of contracted UDA delivered 2016 & 2017



Month	Adjusted Scheduled Activity (UDA)	
	2016	2017
April	0	470
May	1,153	1,551
June	1,153	2,467
July	2,830	3,097
August	3,838	4,087
September	5,179	5,051
October	6,279	
November	7,442	
December	8,265	
January	8,265	
February	10,459	
March	11,548	
April	11,854	
May	11,854	
June	11,854	

QUALITY

	Quantity	Base Number	Contract	AT	Region	England
% of FP17s for the same patient ID Re-attending within 3 months - Children	11	357	3.1%	9.9%	12.0%	12.4%
% of FP17s for the same patient ID Re-attending within 3 months - Adults	133	1,903	7.0%	14.7%	15.9%	16.7%
% of FP17s for the same patient ID Re-attending between 3 & 9 months - Children	176	357	49.3%	61.1%	58.6%	57.4%
% of FP17s for the same patient ID Re-attending between 3 & 9 months - Adults	1,301	1,903	68.4%	53.6%	51.6%	50.5%
% of FP17s for Band 1 Urgent Courses	36	2,105	1.7%	7.3%	8.0%	9.1%
% of FP17s Relating to Free Repair or Replacements	12	2,105	0.6%	0.8%	0.8%	0.8%
% of FP17s Relating to Continuations	18	2,105	0.9%	1.3%	1.3%	1.3%
% of Patients satisfied with the dentistry they have received	11	11	100.0%	93.2%	93.1%	93.2%
% of Patients satisfied with the time they had to wait for an appointment	9	11	81.8%	89.8%	89.1%	89.0%

* This is based on patients treated on this contract for their most recent course of treatment. Figures in italics indicate the base number of FP17s or Patient Questionnaire responses are less than 100. N/A is shown where the base number of responses is less than 10 during the period. % is calculated as Quantity/Base number*100

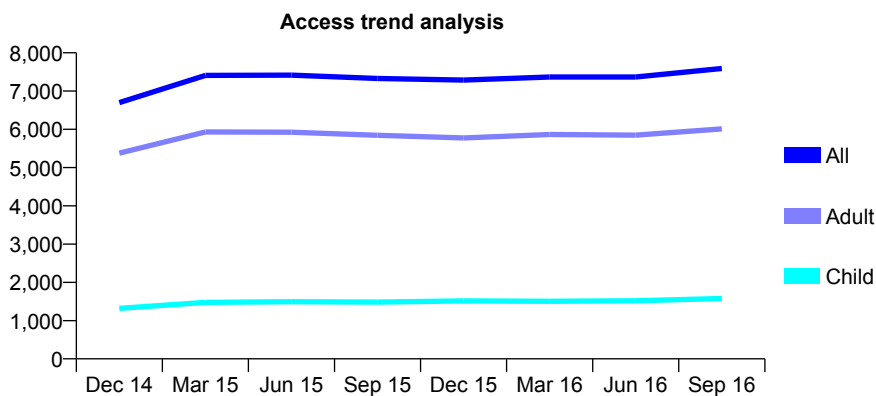
Q59 - Vital Signs At a Glance Contract Report for 363669/0004 - September 2016

Name or company name	MR TG OYEDELE
Contract type name	GDS Contract
Purpose of contract	General
Contract start date	01/04/2013
Contract end date	

16/17 Contracted general activity (UDA)	21,000
Carry forward general activity (UDA)	0
16/17 Contracted orthodontic activity (UOA)	0
Carry forward orthodontic activity (UOA)	0
Baseline contract value	£569,310.15

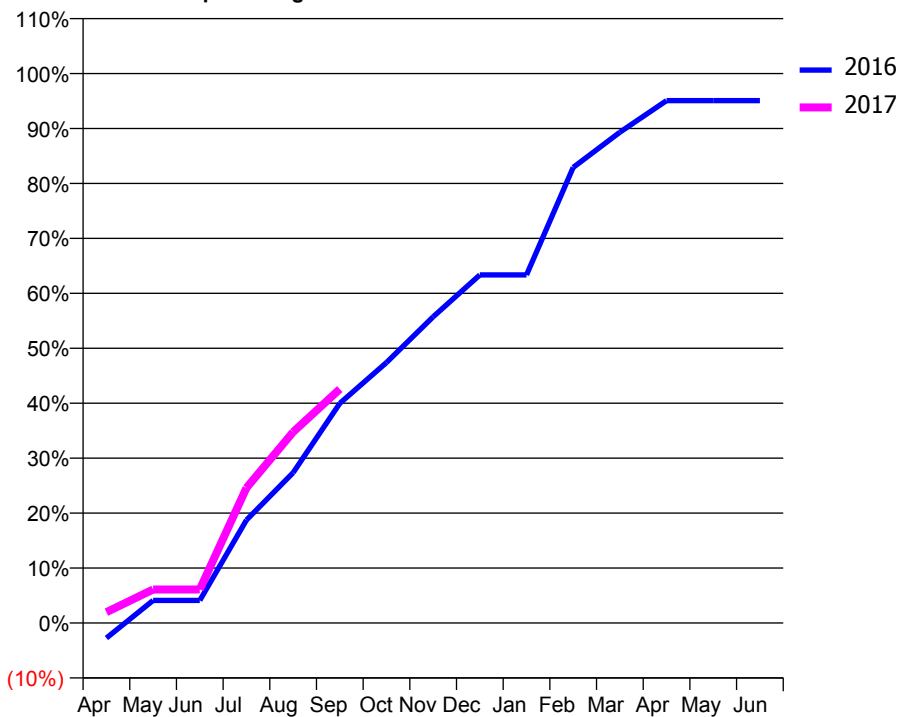
ACCESS*

Patients seen in 24 months	Total	Change since previous quarter
Quarter ending September 2015	7,328	
Quarter ending December 2015	7,287	→
Quarter ending March 2016	7,368	→
Quarter ending June 2016	7,366	→
Quarter ending September 2016	7,590	↑
Variance since September 2015	3.6%	↑



ACTIVITY

Cumulative percentage of contracted UDA delivered 2016 & 2017



Month	Adjusted Scheduled Activity (UDA)	
	2016	2017
April	-663	413
May	990	1,281
June	990	1,281
July	4,499	5,167
August	6,568	7,299
September	9,594	8,939
October	11,377	
November	13,372	
December	15,201	
January	15,201	
February	19,899	
March	21,435	
April	22,817	
May	22,817	
June	22,817	

QUALITY

	Quantity	Base Number	Contract	AT	Region	England
% of FP17s for the same patient ID Re-attending within 3 months - Children	37	900	4.1%	9.9%	12.0%	12.4%
% of FP17s for the same patient ID Re-attending within 3 months - Adults	299	3,465	8.6%	14.7%	15.9%	16.7%
% of FP17s for the same patient ID Re-attending between 3 & 9 months - Children	373	900	41.4%	61.1%	58.6%	57.4%
% of FP17s for the same patient ID Re-attending between 3 & 9 months - Adults	1,281	3,465	37.0%	53.6%	51.6%	50.5%
% of FP17s for Band 1 Urgent Courses	900	3,698	24.3%	7.3%	8.0%	9.1%
% of FP17s Relating to Free Repair or Replacements	13	3,698	0.4%	0.8%	0.8%	0.8%
% of FP17s Relating to Continuations	32	3,698	0.9%	1.3%	1.3%	1.3%
% of Patients satisfied with the dentistry they have received	4	4	N/A	93.2%	93.1%	93.2%
% of Patients satisfied with the time they had to wait for an appointment	4	4	N/A	89.8%	89.1%	89.0%

* This is based on patients treated on this contract for their most recent course of treatment. Figures in italics indicate the base number of FP17s or Patient Questionnaire responses are less than 100. N/A is shown where the base number of responses is less than 10 during the period. % is calculated as Quantity/Base number*100

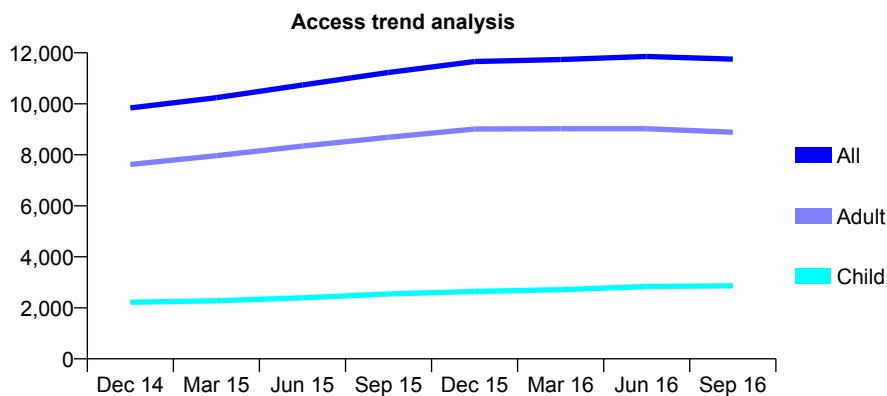
Q59 - Vital Signs At a Glance Contract Report for 366358/0001 - September 2016

Name or company name	MR A BHATT
Contract type name	GDS Contract
Purpose of contract	General
Contract start date	01/10/2010
Contract end date	

16/17 Contracted general activity (UDA)	24,900
Carry forward general activity (UDA)	-11
16/17 Contracted orthodontic activity (UOA)	0
Carry forward orthodontic activity (UOA)	0
Baseline contract value	£530,406.93

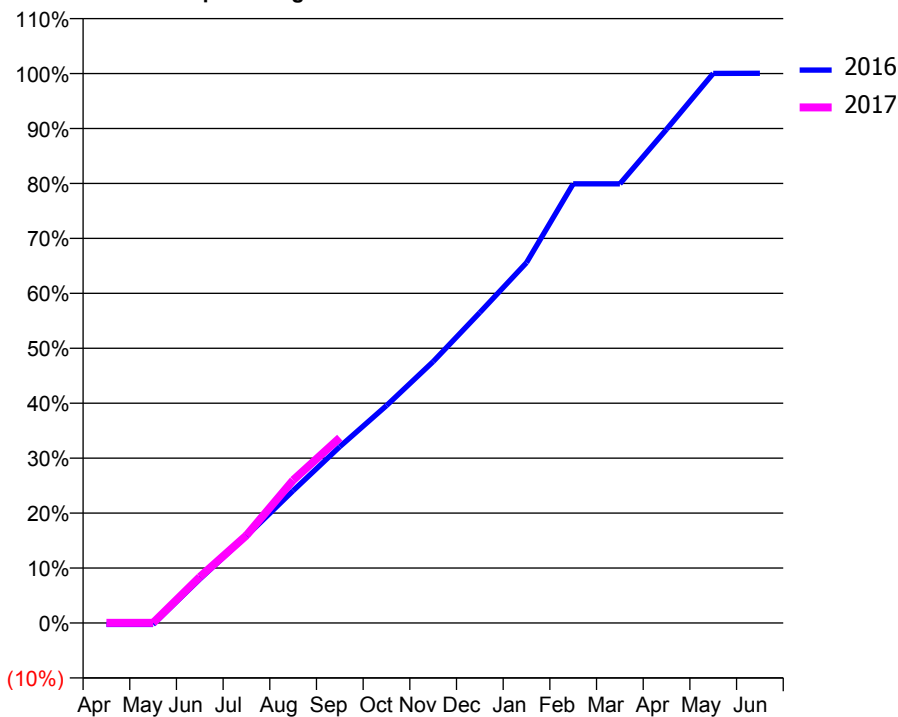
ACCESS*

Patients seen in 24 months	Total	Change since previous quarter
Quarter ending September 2015	11,230	
Quarter ending December 2015	11,655	↑
Quarter ending March 2016	11,735	→
Quarter ending June 2016	11,855	→
Quarter ending September 2016	11,750	→
Variance since September 2015	4.6%	↑



ACTIVITY

Cumulative percentage of contracted UDA delivered 2016 & 2017



Month	Adjusted Scheduled Activity (UDA)	
	2016	2017
April	-74	11
May	-74	11
June	2,189	2,086
July	4,339	3,975
August	6,599	6,475
September	8,795	8,394
October	10,845	
November	13,033	
December	15,481	
January	17,970	
February	21,897	
March	21,897	
April	24,619	
May	27,401	
June	27,411	

QUALITY

	Quantity	Base Number	Contract	AT	Region	England
% of FP17s for the same patient ID Re-attending within 3 months - Children	152	2,156	7.1%	9.9%	12.0%	12.4%
% of FP17s for the same patient ID Re-attending within 3 months - Adults	772	6,292	12.3%	14.7%	15.9%	16.7%
% of FP17s for the same patient ID Re-attending between 3 & 9 months - Children	1,226	2,156	56.9%	61.1%	58.6%	57.4%
% of FP17s for the same patient ID Re-attending between 3 & 9 months - Adults	3,633	6,292	57.7%	53.6%	51.6%	50.5%
% of FP17s for Band 1 Urgent Courses	303	4,901	6.2%	7.3%	8.0%	9.1%
% of FP17s Relating to Free Repair or Replacements	56	4,901	1.1%	0.8%	0.8%	0.8%
% of FP17s Relating to Continuations	33	4,901	0.7%	1.3%	1.3%	1.3%
% of Patients satisfied with the dentistry they have received	21	22	95.5%	93.2%	93.1%	93.2%
% of Patients satisfied with the time they had to wait for an appointment	17	22	77.3%	89.8%	89.1%	89.0%

* This is based on patients treated on this contract for their most recent course of treatment. Figures in italics indicate the base number of FP17s or Patient Questionnaire responses are less than 100. N/A is shown where the base number of responses is less than 10 during the period. % is calculated as Quantity/Base number*100

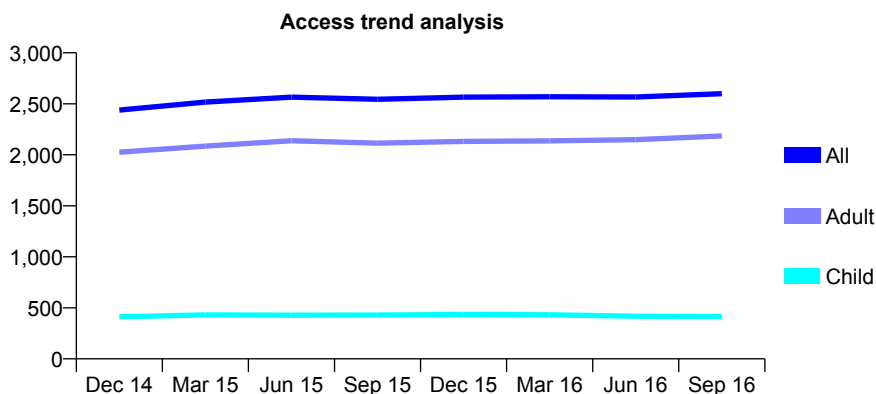
Q59 - Vital Signs At a Glance Contract Report for 367109/0004 - September 2016

Name or company name	MR R CARLISLE-GOTT
Contract type name	GDS Contract
Purpose of contract	General
Contract start date	05/06/2013
Contract end date	

16/17 Contracted general activity (UDA)	8,828
Carry forward general activity (UDA)	0
16/17 Contracted orthodontic activity (UOA)	0
Carry forward orthodontic activity (UOA)	0
Baseline contract value	£194,600.39

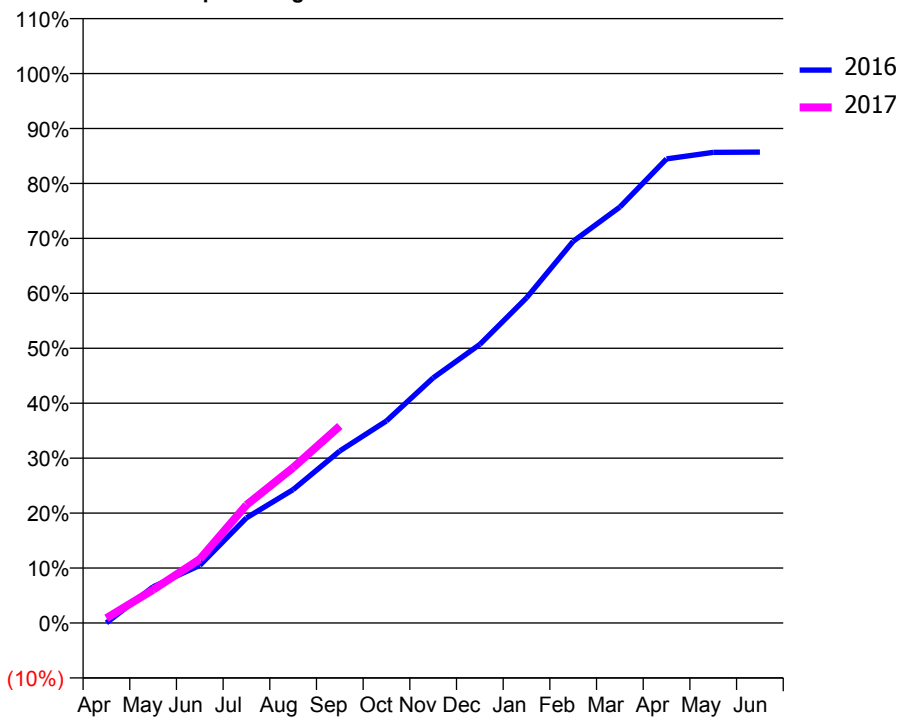
ACCESS*

Patients seen in 24 months	Total	Change since previous quarter
Quarter ending September 2015	2,544	
Quarter ending December 2015	2,566	→
Quarter ending March 2016	2,569	→
Quarter ending June 2016	2,567	→
Quarter ending September 2016	2,599	→
Variance since September 2015	2.2%	↑



ACTIVITY

Cumulative percentage of contracted UDA delivered 2016 & 2017



QUALITY

	Quantity	Base Number	Contract	AT	Region	England
% of FP17s for the same patient ID Re-attending within 3 months - Children	9	262	3.4%	9.9%	12.0%	12.4%
% of FP17s for the same patient ID Re-attending within 3 months - Adults	219	1,443	15.2%	14.7%	15.9%	16.7%
% of FP17s for the same patient ID Re-attending between 3 & 9 months - Children	136	262	51.9%	61.1%	58.6%	57.4%
% of FP17s for the same patient ID Re-attending between 3 & 9 months - Adults	672	1,443	46.6%	53.6%	51.6%	50.5%
% of FP17s for Band 1 Urgent Courses	79	1,368	5.8%	7.3%	8.0%	9.1%
% of FP17s Relating to Free Repair or Replacements	21	1,368	1.5%	0.8%	0.8%	0.8%
% of FP17s Relating to Continuations	27	1,368	2.0%	1.3%	1.3%	1.3%
% of Patients satisfied with the dentistry they have received	8	9	N/A	93.2%	93.1%	93.2%
% of Patients satisfied with the time they had to wait for an appointment	9	9	N/A	89.8%	89.1%	89.0%

* This is based on patients treated on this contract for their most recent course of treatment. Figures in italics indicate the base number of FP17s or Patient Questionnaire responses are less than 100. N/A is shown where the base number of responses is less than 10 during the period. % is calculated as Quantity/Base number*100

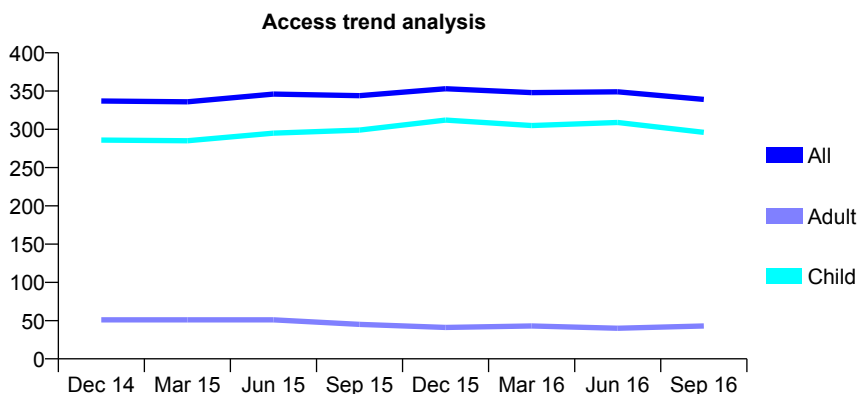
Q59 - Vital Signs At a Glance Contract Report for 563838/0002 - September 2016

Name or company name	Mr G Elias & Mr P R Mapanda
Contract type name	GDS Contract
Purpose of contract	General
Contract start date	06/02/2012
Contract end date	

16/17 Contracted general activity (UDA)	950
Carry forward general activity (UDA)	-19
16/17 Contracted orthodontic activity (UOA)	0
Carry forward orthodontic activity (UOA)	0
Baseline contract value	£21,620.48

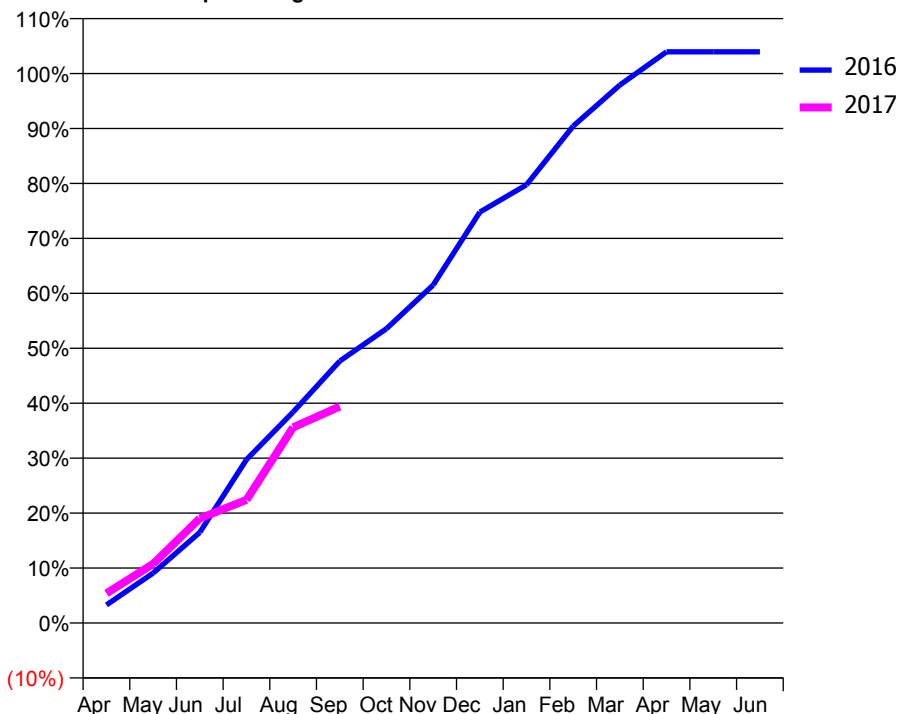
ACCESS*

Patients seen in 24 months	Total	Change since previous quarter
Quarter ending September 2015	344	
Quarter ending December 2015	353	↑
Quarter ending March 2016	348	↓
Quarter ending June 2016	349	→
Quarter ending September 2016	339	↓
Variance since September 2015	(1.5%)	↓



ACTIVITY

Cumulative percentage of contracted UDA delivered 2016 & 2017



Adjusted Scheduled Activity (UDA)

Month	2016	2017
April	31	51
May	86	102
June	157	181
July	283	213
August	365	338
September	453	374
October	509	
November	584	
December	710	
January	758	
February	859	
March	930	
April	987	
May	987	
June	987	

QUALITY

	Quantity	Base Number	Contract	AT	Region	England
% of FP17s for the same patient ID Re-attending within 3 months - Children	62	267	23.2%	9.9%	12.0%	12.4%
% of FP17s for the same patient ID Re-attending within 3 months - Adults	2	6	33.3%	14.7%	15.9%	16.7%
% of FP17s for the same patient ID Re-attending between 3 & 9 months - Children	118	267	44.2%	61.1%	58.6%	57.4%
% of FP17s for the same patient ID Re-attending between 3 & 9 months - Adults	3	6	50.0%	53.6%	51.6%	50.5%
% of FP17s for Band 1 Urgent Courses	6	239	2.5%	7.3%	8.0%	9.1%
% of FP17s Relating to Free Repair or Replacements	0	239	0.0%	0.8%	0.8%	0.8%
% of FP17s Relating to Continuations	20	239	8.4%	1.3%	1.3%	1.3%
% of Patients satisfied with the dentistry they have received	0	0	N/A	93.2%	93.1%	93.2%
% of Patients satisfied with the time they had to wait for an appointment	0	0	N/A	89.8%	89.1%	89.0%

* This is based on patients treated on this contract for their most recent course of treatment. Figures in italics indicate the base number of FP17s or Patient Questionnaire responses are less than 100. N/A is shown where the base number of responses is less than 10 during the period. % is calculated as Quantity/Base number*100

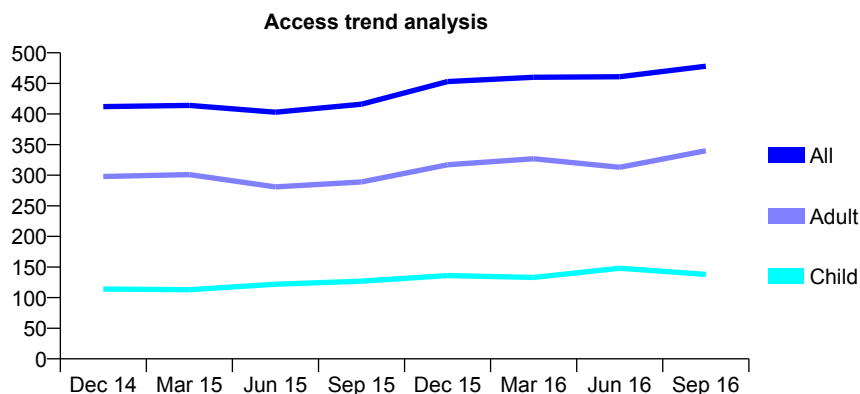
Q59 - Vital Signs At a Glance Contract Report for 566039/0004 - September 2016

Name or company name	MS AR LOCKYER
Contract type name	GDS Contract
Purpose of contract	General
Contract start date	01/04/2006
Contract end date	

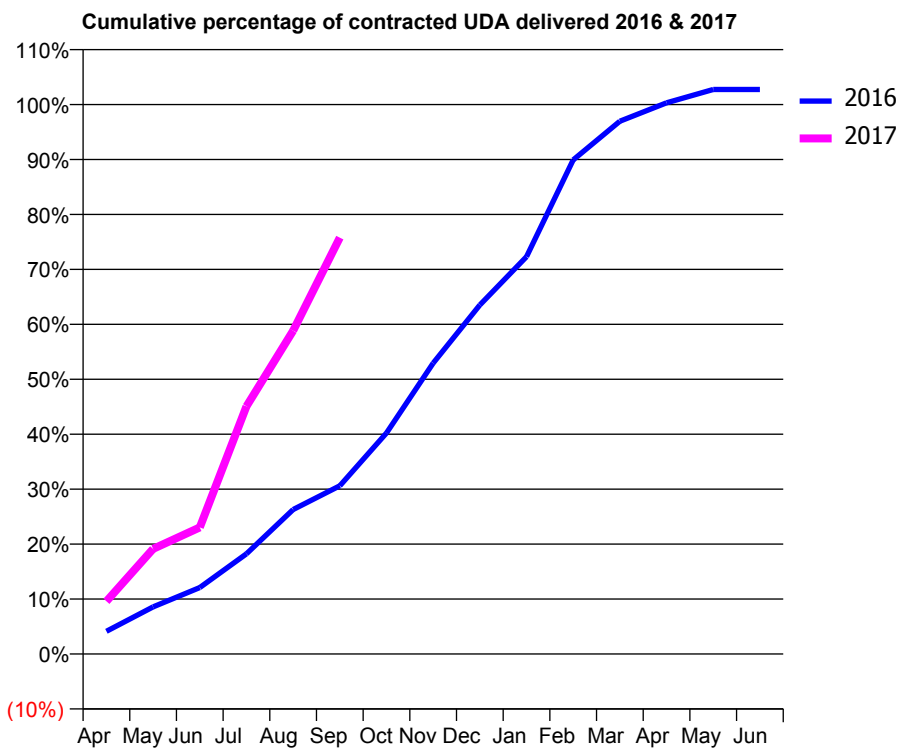
16/17 Contracted general activity (UDA)	1,076
Carry forward general activity (UDA)	-30
16/17 Contracted orthodontic activity (UOA)	0
Carry forward orthodontic activity (UOA)	0
Baseline contract value	£26,033.24

ACCESS*

Patients seen in 24 months	Total	Change since previous quarter
Quarter ending September 2015	416	
Quarter ending December 2015	453	↑
Quarter ending March 2016	460	→
Quarter ending June 2016	461	→
Quarter ending September 2016	478	↑
Variance since September 2015	14.9%	↑



ACTIVITY



Month	Adjusted Scheduled Activity (UDA)	
	2016	2017
April	61	103
May	127	206
June	178	248
July	269	485
August	388	633
September	452	815
October	594	
November	781	
December	938	
January	1,067	
February	1,327	
March	1,431	
April	1,480	
May	1,516	
June	1,516	

QUALITY

	Quantity	Base Number	Contract	AT	Region	England
% of FP17s for the same patient ID Re-attending within 3 months - Children	2	101	2.0%	9.9%	12.0%	12.4%
% of FP17s for the same patient ID Re-attending within 3 months - Adults	53	225	23.6%	14.7%	15.9%	16.7%
% of FP17s for the same patient ID Re-attending between 3 & 9 months - Children	47	101	46.5%	61.1%	58.6%	57.4%
% of FP17s for the same patient ID Re-attending between 3 & 9 months - Adults	50	225	22.2%	53.6%	51.6%	50.5%
% of FP17s for Band 1 Urgent Courses	27	299	9.0%	7.3%	8.0%	9.1%
% of FP17s Relating to Free Repair or Replacements	3	299	1.0%	0.8%	0.8%	0.8%
% of FP17s Relating to Continuations	8	299	2.7%	1.3%	1.3%	1.3%
% of Patients satisfied with the dentistry they have received	2	2	N/A	93.2%	93.1%	93.2%
% of Patients satisfied with the time they had to wait for an appointment	2	2	N/A	89.8%	89.1%	89.0%

* This is based on patients treated on this contract for their most recent course of treatment. Figures in italics indicate the base number of FP17s or Patient Questionnaire responses are less than 100. N/A is shown where the base number of responses is less than 10 during the period. % is calculated as Quantity/Base number*100

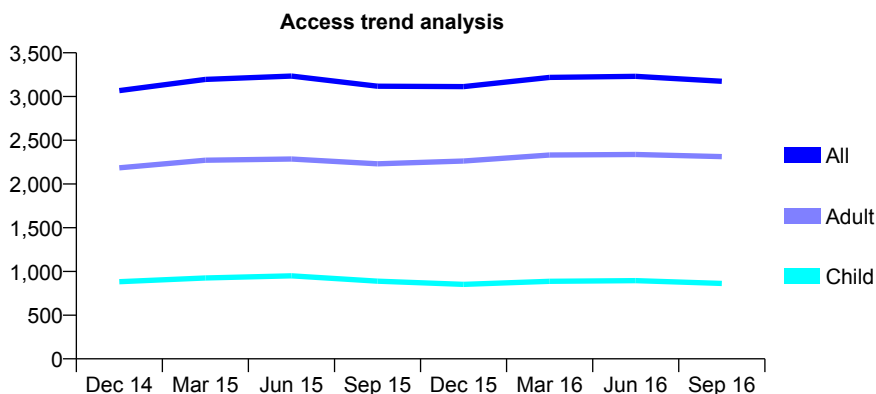
Q59 - Vital Signs At a Glance Contract Report for 570230/0002 - September 2016

Name or company name	MR RM ALLEN
Contract type name	GDS Contract
Purpose of contract	General and Orthodontic
Contract start date	01/04/2006
Contract end date	

16/17 Contracted general activity (UDA)	8,465
Carry forward general activity (UDA)	50
16/17 Contracted orthodontic activity (UOA)	380
Carry forward orthodontic activity (UOA)	2
Baseline contract value	£246,403.66

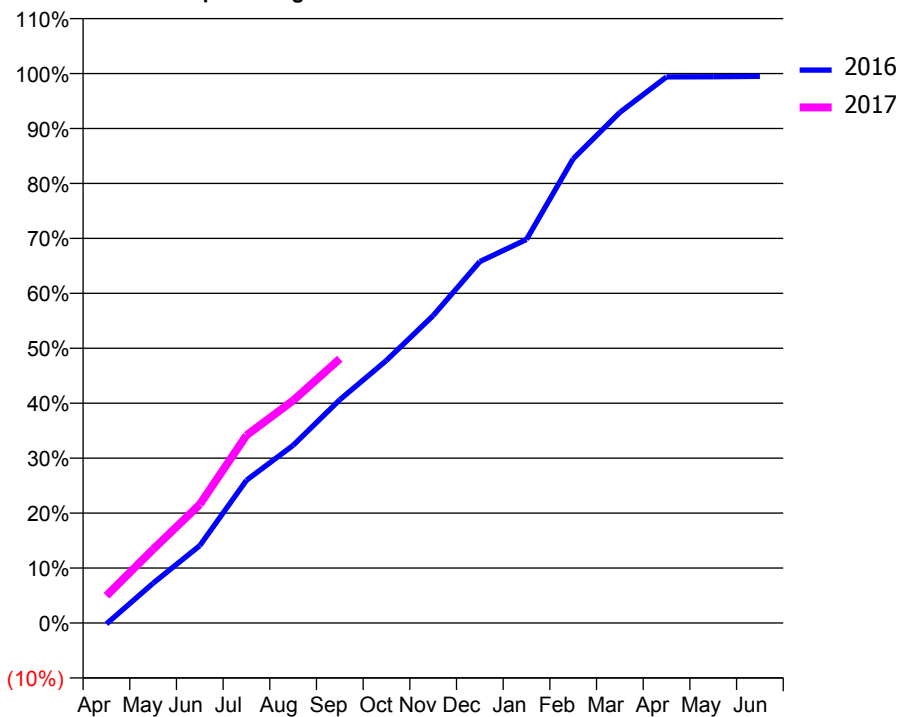
ACCESS*

Patients seen in 24 months	Total	Change since previous quarter
Quarter ending September 2015	3,118	
Quarter ending December 2015	3,113	→
Quarter ending March 2016	3,218	↑
Quarter ending June 2016	3,231	→
Quarter ending September 2016	3,174	↓
Variance since September 2015	1.8%	→



ACTIVITY

Cumulative percentage of contracted UDA delivered 2016 & 2017



Month	Adjusted Scheduled Activity (UDA)	
	2016	2017
April	-16	420
May	686	1,135
June	1,334	1,827
July	2,460	2,891
August	3,061	3,428
September	3,845	4,071
October	4,523	
November	5,295	
December	6,225	
January	6,606	
February	7,996	
March	8,796	
April	9,407	
May	9,410	
June	9,415	

QUALITY

	Quantity	Base Number	Contract	AT	Region	England
% of FP17s for the same patient ID Re-attending within 3 months - Children	105	769	13.7%	9.9%	12.0%	12.4%
% of FP17s for the same patient ID Re-attending within 3 months - Adults	302	1,621	18.6%	14.7%	15.9%	16.7%
% of FP17s for the same patient ID Re-attending between 3 & 9 months - Children	373	769	48.5%	61.1%	58.6%	57.4%
% of FP17s for the same patient ID Re-attending between 3 & 9 months - Adults	647	1,621	39.9%	53.6%	51.6%	50.5%
% of FP17s for Band 1 Urgent Courses	276	2,102	13.1%	7.3%	8.0%	9.1%
% of FP17s Relating to Free Repair or Replacements	54	2,102	2.6%	0.8%	0.8%	0.8%
% of FP17s Relating to Continuations	1	2,102	0.0%	1.3%	1.3%	1.3%
% of Patients satisfied with the dentistry they have received	3	3	N/A	93.2%	93.1%	93.2%
% of Patients satisfied with the time they had to wait for an appointment	3	3	N/A	89.8%	89.1%	89.0%

* This is based on patients treated on this contract for their most recent course of treatment. Figures in italics indicate the base number of FP17s or Patient Questionnaire responses are less than 100. N/A is shown where the base number of responses is less than 10 during the period. % is calculated as Quantity/Base number*100

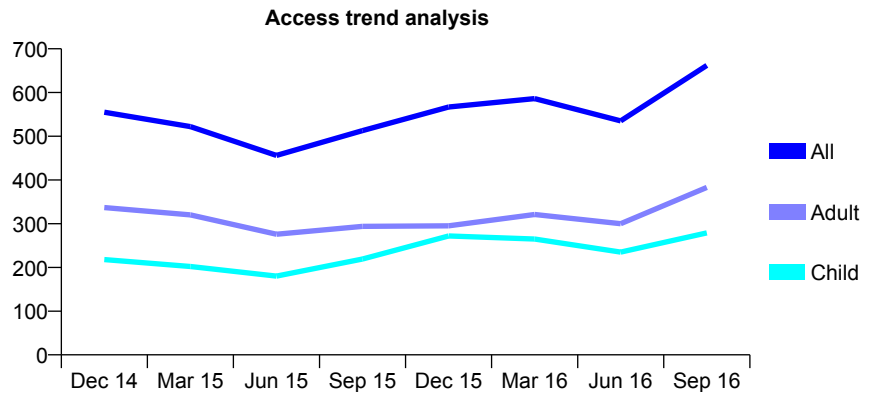
Q59 - Vital Signs At a Glance Contract Report for 570230/0007 - September 2016

Name or company name	MR RM ALLEN
Contract type name	PDS Plus Contract
Purpose of contract	General
Contract start date	01/04/2010
Contract end date	30/11/2016

16/17 Contracted general activity (UDA)	667
Carry forward general activity (UDA)	14
16/17 Contracted orthodontic activity (UOA)	0
Carry forward orthodontic activity (UOA)	0
Baseline contract value	£9,061.60

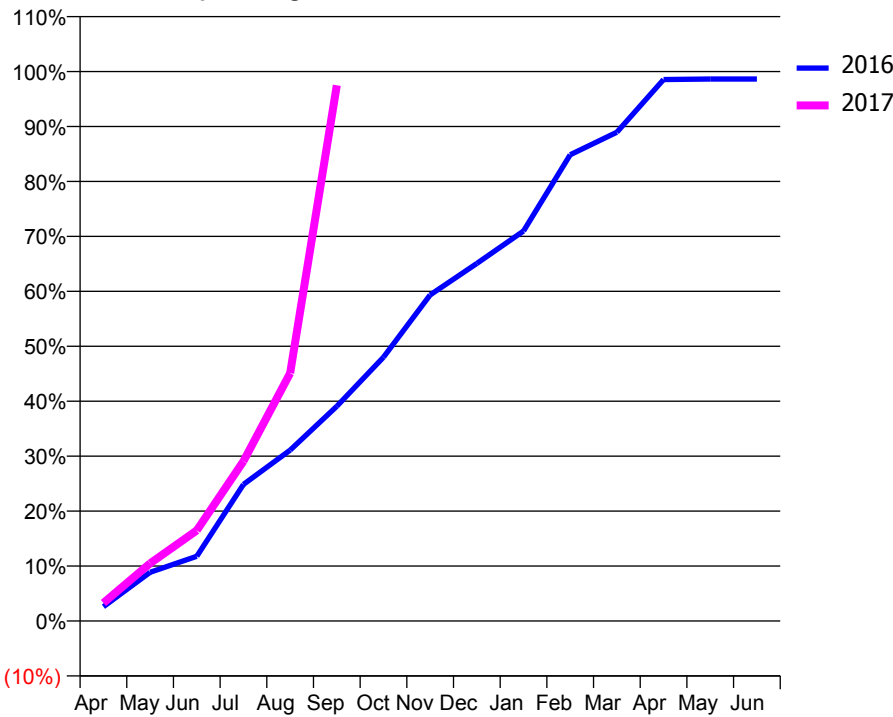
ACCESS*

Patients seen in 24 months	Total	Change since previous quarter
Quarter ending September 2015	513	
Quarter ending December 2015	567	↑
Quarter ending March 2016	586	↑
Quarter ending June 2016	535	↓
Quarter ending September 2016	662	↑
Variance since September 2015	29.0%	↑



ACTIVITY

Cumulative percentage of contracted UDA delivered 2016 & 2017



Month	Adjusted Scheduled Activity (UDA)	
	2016	2017
April	26	22
May	89	70
June	118	110
July	249	194
August	311	301
September	391	650
October	480	
November	593	
December	651	
January	710	
February	848	
March	889	
April	985	
May	986	
June	986	

QUALITY

	Quantity	Base Number	Contract	AT	Region	England
% of FP17s for the same patient ID Re-attending within 3 months - Children	4	234	1.7%	9.9%	12.0%	12.4%
% of FP17s for the same patient ID Re-attending within 3 months - Adults	1	247	0.4%	14.7%	15.9%	16.7%
% of FP17s for the same patient ID Re-attending between 3 & 9 months - Children	35	234	15.0%	61.1%	58.6%	57.4%
% of FP17s for the same patient ID Re-attending between 3 & 9 months - Adults	13	247	5.3%	53.6%	51.6%	50.5%
% of FP17s for Band 1 Urgent Courses	16	412	3.9%	7.3%	8.0%	9.1%
% of FP17s Relating to Free Repair or Replacements	4	412	1.0%	0.8%	0.8%	0.8%
% of FP17s Relating to Continuations	0	412	0.0%	1.3%	1.3%	1.3%
% of Patients satisfied with the dentistry they have received	2	2	N/A	93.2%	93.1%	93.2%
% of Patients satisfied with the time they had to wait for an appointment	2	2	N/A	89.8%	89.1%	89.0%

* This is based on patients treated on this contract for their most recent course of treatment. Figures in italics indicate the base number of FP17s or Patient Questionnaire responses are less than 100. N/A is shown where the base number of responses is less than 10 during the period. % is calculated as Quantity/Base number*100

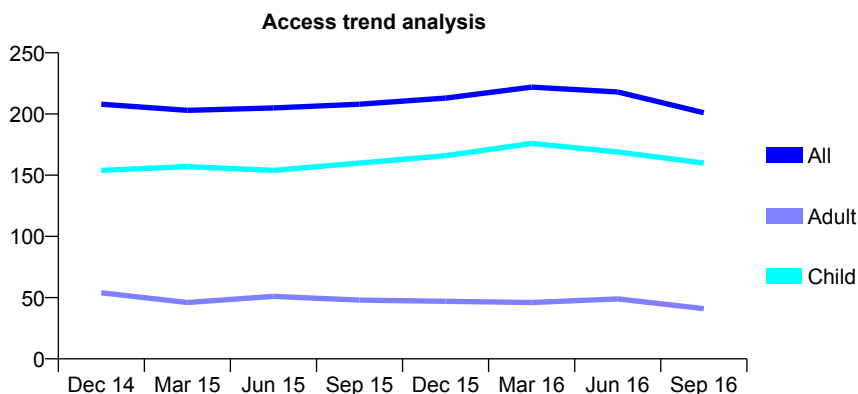
Q59 - Vital Signs At a Glance Contract Report for 572845/0001 - September 2016

Name or company name	MR PH WILLIAMS
Contract type name	GDS Contract
Purpose of contract	General
Contract start date	01/04/2006
Contract end date	

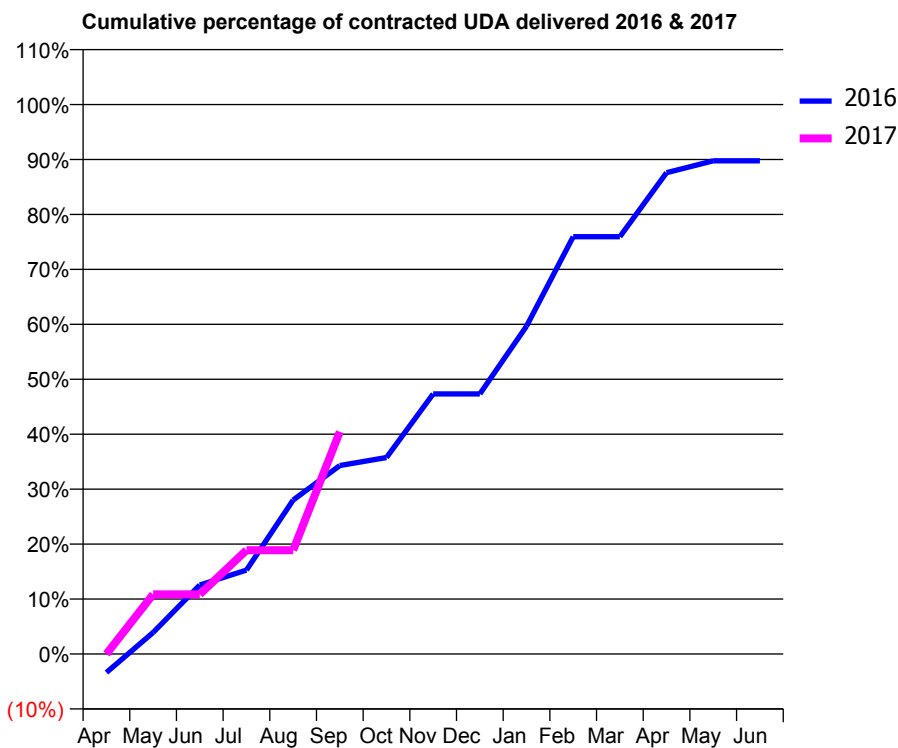
16/17 Contracted general activity (UDA)	414
Carry forward general activity (UDA)	0
16/17 Contracted orthodontic activity (UOA)	0
Carry forward orthodontic activity (UOA)	0
Baseline contract value	£11,090.21

ACCESS*

Patients seen in 24 months	Total	Change since previous quarter
Quarter ending September 2015	208	
Quarter ending December 2015	213	↑
Quarter ending March 2016	222	↑
Quarter ending June 2016	218	↓
Quarter ending September 2016	201	↓
Variance since September 2015	(3.4%)	↓



ACTIVITY



Month	Adjusted Scheduled Activity (UDA)	
	2016	2017
April	-14	0
May	16	45
June	52	45
July	63	78
August	116	78
September	142	167
October	148	
November	196	
December	196	
January	247	
February	314	
March	314	
April	363	
May	372	
June	372	

QUALITY

	Quantity	Base Number	Contract	AT	Region	England
% of FP17s for the same patient ID Re-attending within 3 months - Children	6	138	4.3%	9.9%	12.0%	12.4%
% of FP17s for the same patient ID Re-attending within 3 months - Adults	5	32	15.6%	14.7%	15.9%	16.7%
% of FP17s for the same patient ID Re-attending between 3 & 9 months - Children	99	138	71.7%	61.1%	58.6%	57.4%
% of FP17s for the same patient ID Re-attending between 3 & 9 months - Adults	17	32	53.1%	53.6%	51.6%	50.5%
% of FP17s for Band 1 Urgent Courses	2	133	1.5%	7.3%	8.0%	9.1%
% of FP17s Relating to Free Repair or Replacements	0	133	0.0%	0.8%	0.8%	0.8%
% of FP17s Relating to Continuations	2	133	1.5%	1.3%	1.3%	1.3%
% of Patients satisfied with the dentistry they have received	0	0	N/A	93.2%	93.1%	93.2%
% of Patients satisfied with the time they had to wait for an appointment	0	0	N/A	89.8%	89.1%	89.0%

* This is based on patients treated on this contract for their most recent course of treatment. Figures in italics indicate the base number of FP17s or Patient Questionnaire responses are less than 100. N/A is shown where the base number of responses is less than 10 during the period. % is calculated as Quantity/Base number*100

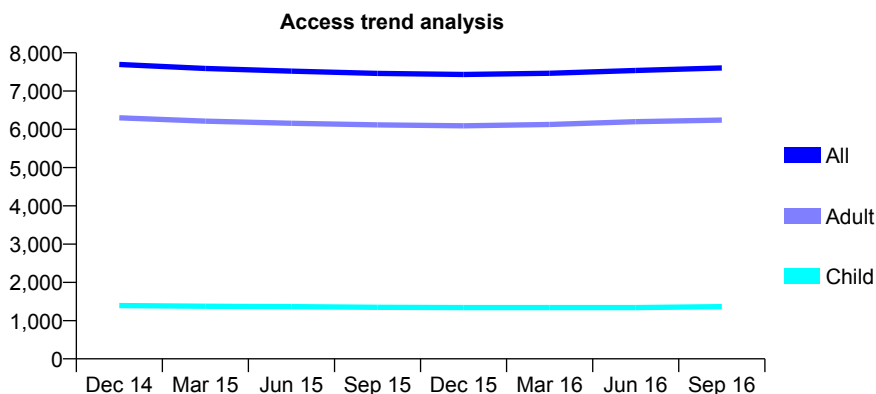
Q59 - Vital Signs At a Glance Contract Report for 573477/0001 - September 2016

Name or company name	MR TW POWELL
Contract type name	GDS Contract
Purpose of contract	General and Orthodontic
Contract start date	01/04/2006
Contract end date	

16/17 Contracted general activity (UDA)	24,487
Carry forward general activity (UDA)	0
16/17 Contracted orthodontic activity (UOA)	210
Carry forward orthodontic activity (UOA)	0
Baseline contract value	£594,621.34

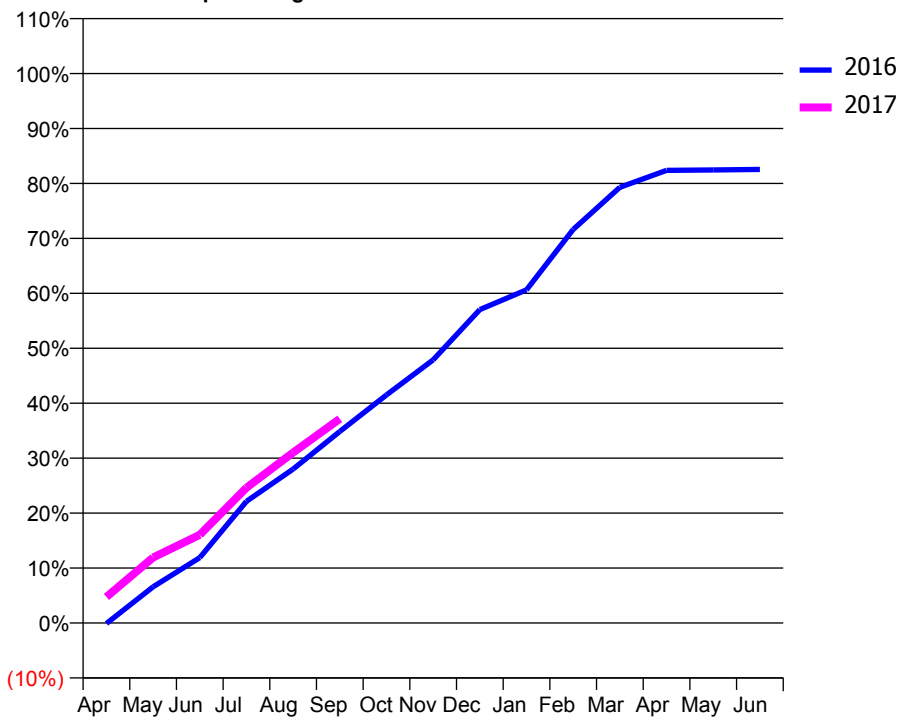
ACCESS*

Patients seen in 24 months	Total	Change since previous quarter
Quarter ending September 2015	7,463	
Quarter ending December 2015	7,432	→
Quarter ending March 2016	7,466	→
Quarter ending June 2016	7,539	→
Quarter ending September 2016	7,606	→
Variance since September 2015	1.9%	→



ACTIVITY

Cumulative percentage of contracted UDA delivered 2016 & 2017



Month	Adjusted Scheduled Activity (UDA)	
	2016	2017
April	-26	1,160
May	1,573	2,921
June	2,850	3,933
July	5,295	6,026
August	6,703	7,594
September	8,337	9,099
October	9,930	
November	11,457	
December	13,647	
January	14,503	
February	17,135	
March	18,969	
April	19,703	
May	19,721	
June	19,749	

QUALITY

	Quantity	Base Number	Contract	AT	Region	England
% of FP17s for the same patient ID Re-attending within 3 months - Children	55	934	5.9%	9.9%	12.0%	12.4%
% of FP17s for the same patient ID Re-attending within 3 months - Adults	963	4,255	22.6%	14.7%	15.9%	16.7%
% of FP17s for the same patient ID Re-attending between 3 & 9 months - Children	439	934	47.0%	61.1%	58.6%	57.4%
% of FP17s for the same patient ID Re-attending between 3 & 9 months - Adults	1,419	4,255	33.3%	53.6%	51.6%	50.5%
% of FP17s for Band 1 Urgent Courses	414	4,772	8.7%	7.3%	8.0%	9.1%
% of FP17s Relating to Free Repair or Replacements	175	4,772	3.7%	0.8%	0.8%	0.8%
% of FP17s Relating to Continuations	149	4,772	3.1%	1.3%	1.3%	1.3%
% of Patients satisfied with the dentistry they have received	8	8	N/A	93.2%	93.1%	93.2%
% of Patients satisfied with the time they had to wait for an appointment	8	8	N/A	89.8%	89.1%	89.0%

* This is based on patients treated on this contract for their most recent course of treatment. Figures in italics indicate the base number of FP17s or Patient Questionnaire responses are less than 100. N/A is shown where the base number of responses is less than 10 during the period. % is calculated as Quantity/Base number*100

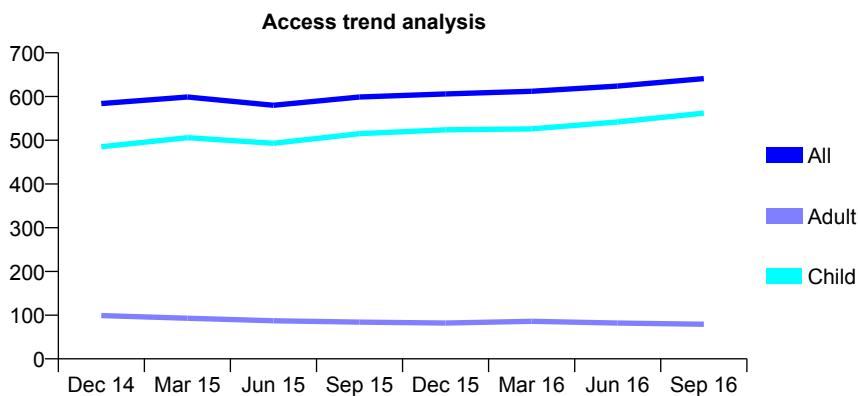
Q59 - Vital Signs At a Glance Contract Report for 575763/0001 - September 2016

Name or company name	MR GF CLARK
Contract type name	GDS Contract
Purpose of contract	General
Contract start date	01/04/2006
Contract end date	

16/17 Contracted general activity (UDA)	1,300
Carry forward general activity (UDA)	0
16/17 Contracted orthodontic activity (UOA)	0
Carry forward orthodontic activity (UOA)	0
Baseline contract value	£29,548.82

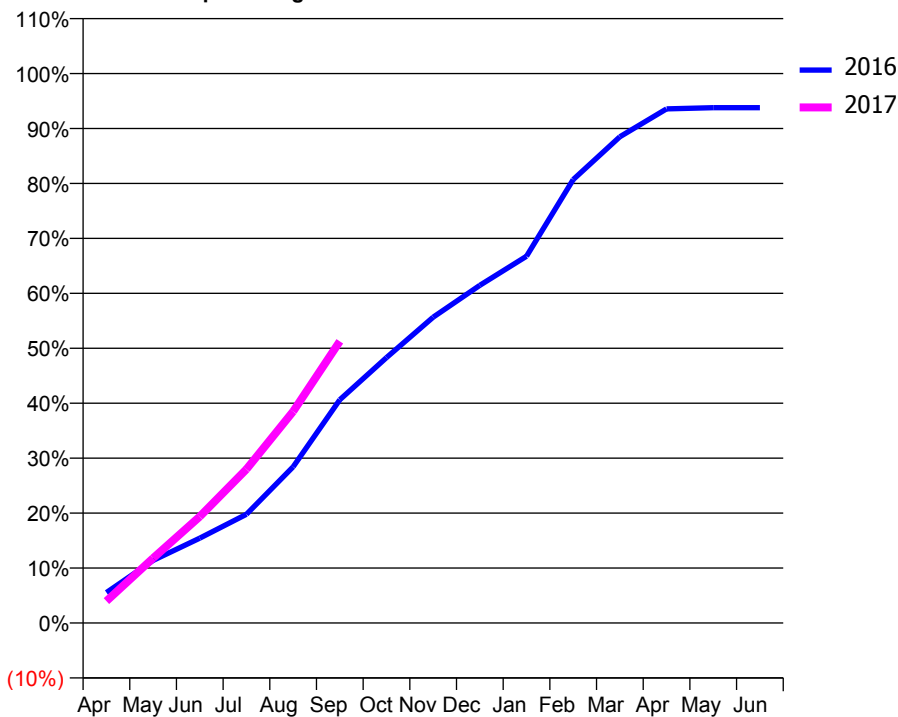
ACCESS*

Patients seen in 24 months	Total	Change since previous quarter
Quarter ending September 2015	599	
Quarter ending December 2015	606	→
Quarter ending March 2016	612	→
Quarter ending June 2016	624	→
Quarter ending September 2016	641	↑
Variance since September 2015	7.0%	↑



ACTIVITY

Cumulative percentage of contracted UDA delivered 2016 & 2017



Adjusted Scheduled Activity (UDA)

Month	2016	2017
April	72	52
May	148	153
June	201	252
July	257	364
August	370	501
September	528	666
October	628	
November	723	
December	799	
January	868	
February	1,049	
March	1,150	
April	1,216	
May	1,219	
June	1,219	

QUALITY

	Quantity	Base Number	Contract	AT	Region	England
% of FP17s for the same patient ID Re-attending within 3 months - Children	30	457	6.6%	9.9%	12.0%	12.4%
% of FP17s for the same patient ID Re-attending within 3 months - Adults	2	32	6.3%	14.7%	15.9%	16.7%
% of FP17s for the same patient ID Re-attending between 3 & 9 months - Children	287	457	62.8%	61.1%	58.6%	57.4%
% of FP17s for the same patient ID Re-attending between 3 & 9 months - Adults	26	32	81.3%	53.6%	51.6%	50.5%
% of FP17s for Band 1 Urgent Courses	17	433	3.9%	7.3%	8.0%	9.1%
% of FP17s Relating to Free Repair or Replacements	0	433	0.0%	0.8%	0.8%	0.8%
% of FP17s Relating to Continuations	1	433	0.2%	1.3%	1.3%	1.3%
% of Patients satisfied with the dentistry they have received	0	0	N/A	93.2%	93.1%	93.2%
% of Patients satisfied with the time they had to wait for an appointment	0	0	N/A	89.8%	89.1%	89.0%

* This is based on patients treated on this contract for their most recent course of treatment. Figures in italics indicate the base number of FP17s or Patient Questionnaire responses are less than 100. N/A is shown where the base number of responses is less than 10 during the period. % is calculated as Quantity/Base number*100

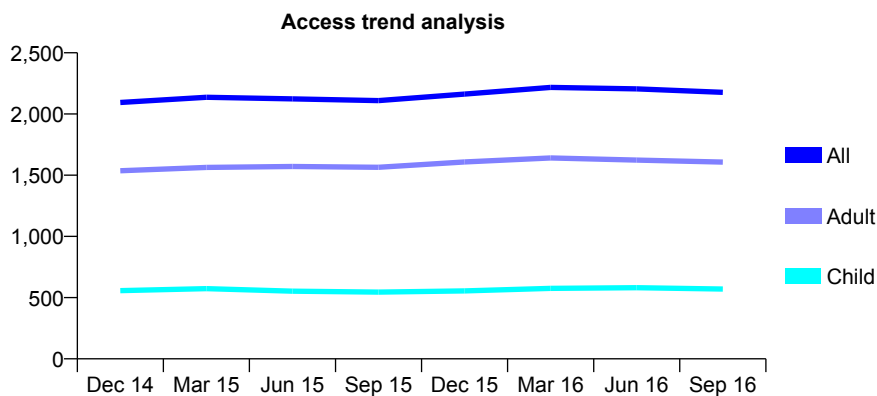
Q59 - Vital Signs At a Glance Contract Report for 620521/0001 - September 2016

Name or company name	MR RJ LAMBERT
Contract type name	GDS Contract
Purpose of contract	General
Contract start date	01/04/2006
Contract end date	

16/17 Contracted general activity (UDA)	5,900
Carry forward general activity (UDA)	-67
16/17 Contracted orthodontic activity (UOA)	0
Carry forward orthodontic activity (UOA)	0
Baseline contract value	£126,587.08

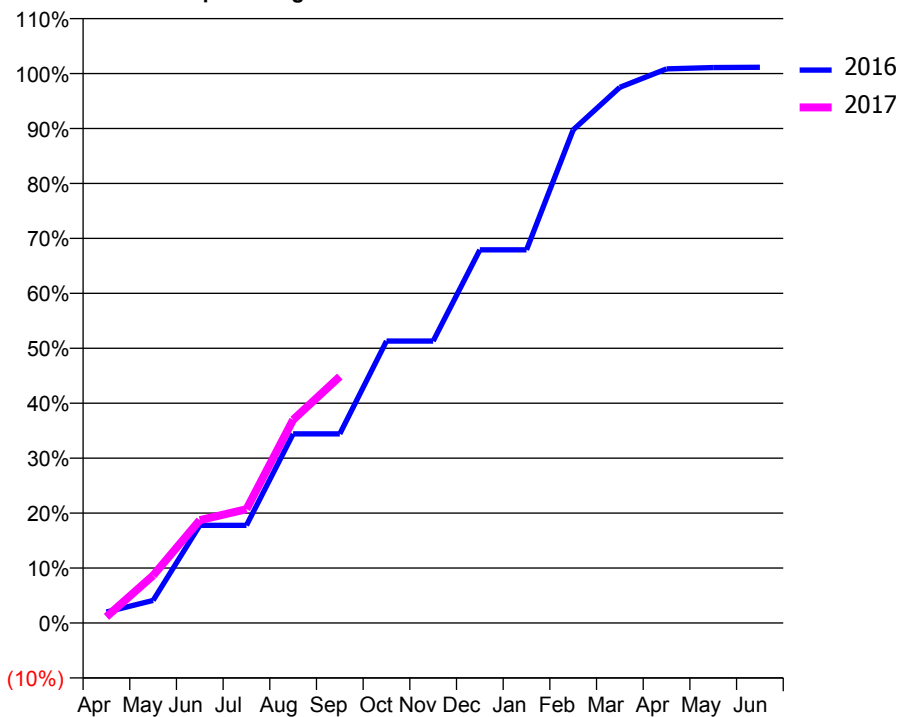
ACCESS*

Patients seen in 24 months	Total	Change since previous quarter
Quarter ending September 2015	2,110	
Quarter ending December 2015	2,163	↑
Quarter ending March 2016	2,217	↑
Quarter ending June 2016	2,205	→
Quarter ending September 2016	2,177	↓
Variance since September 2015	3.2%	↑



ACTIVITY

Cumulative percentage of contracted UDA delivered 2016 & 2017



Month	Adjusted Scheduled Activity (UDA)	
	2016	2017
April	118	67
May	243	511
June	1,049	1,105
July	1,049	1,221
August	2,031	2,183
September	2,031	2,647
October	3,028	
November	3,028	
December	4,006	
January	4,006	
February	5,295	
March	5,752	
April	5,949	
May	5,964	
June	5,967	

QUALITY

	Quantity	Base Number	Contract	AT	Region	England
% of FP17s for the same patient ID Re-attending within 3 months - Children	26	508	5.1%	9.9%	12.0%	12.4%
% of FP17s for the same patient ID Re-attending within 3 months - Adults	143	1,204	11.9%	14.7%	15.9%	16.7%
% of FP17s for the same patient ID Re-attending between 3 & 9 months - Children	392	508	77.2%	61.1%	58.6%	57.4%
% of FP17s for the same patient ID Re-attending between 3 & 9 months - Adults	746	1,204	62.0%	53.6%	51.6%	50.5%
% of FP17s for Band 1 Urgent Courses	56	1,581	3.5%	7.3%	8.0%	9.1%
% of FP17s Relating to Free Repair or Replacements	2	1,581	0.1%	0.8%	0.8%	0.8%
% of FP17s Relating to Continuations	4	1,581	0.3%	1.3%	1.3%	1.3%
% of Patients satisfied with the dentistry they have received	1	1	N/A	93.2%	93.1%	93.2%
% of Patients satisfied with the time they had to wait for an appointment	1	1	N/A	89.8%	89.1%	89.0%

* This is based on patients treated on this contract for their most recent course of treatment. Figures in italics indicate the base number of FP17s or Patient Questionnaire responses are less than 100. N/A is shown where the base number of responses is less than 10 during the period. % is calculated as Quantity/Base number*100

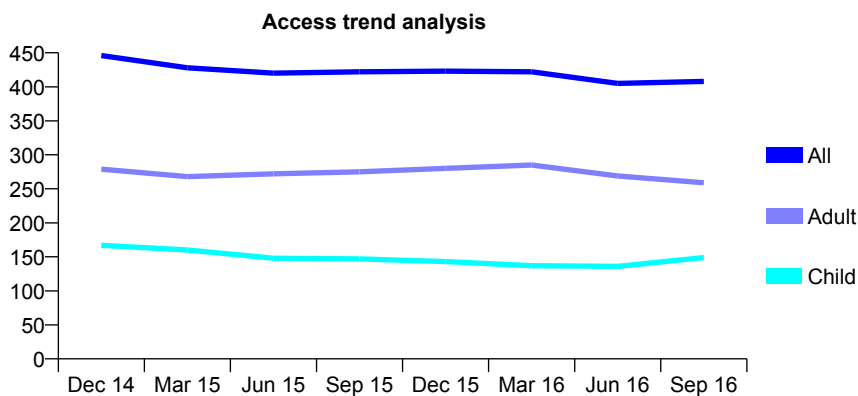
Q59 - Vital Signs At a Glance Contract Report for 628360/0002 - September 2016

Name or company name	Mr R Jethwa & Mr I Lusia
Contract type name	GDS Contract
Purpose of contract	General
Contract start date	03/03/2009
Contract end date	

16/17 Contracted general activity (UDA)	1,072
Carry forward general activity (UDA)	-6
16/17 Contracted orthodontic activity (UOA)	0
Carry forward orthodontic activity (UOA)	0
Baseline contract value	£21,823.81

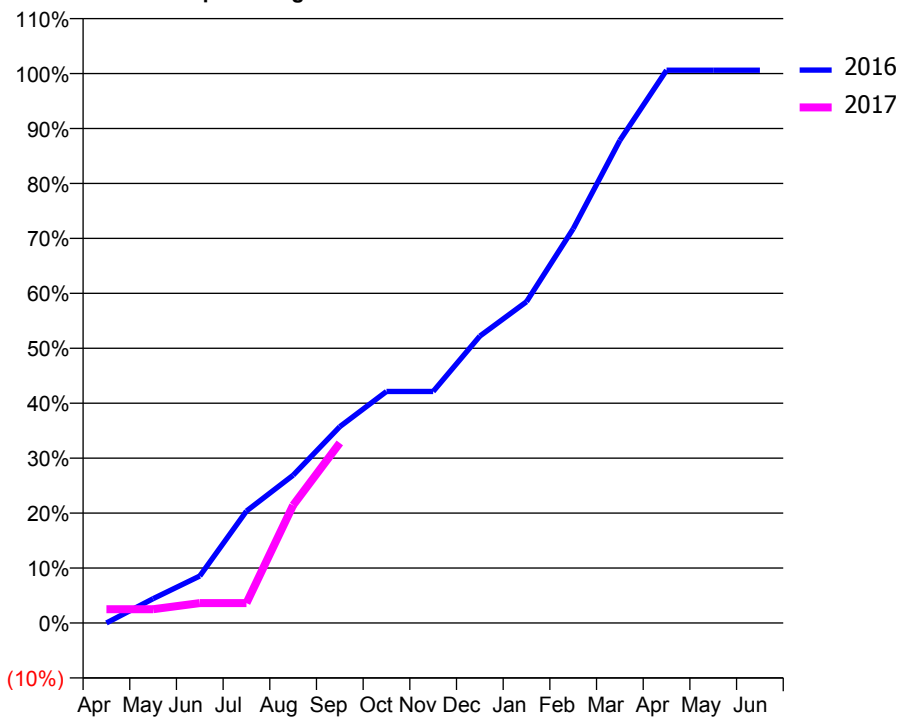
ACCESS*

Patients seen in 24 months	Total	Change since previous quarter
Quarter ending September 2015	422	
Quarter ending December 2015	423	→
Quarter ending March 2016	422	→
Quarter ending June 2016	405	↓
Quarter ending September 2016	408	→
Variance since September 2015	(3.3%)	↓



ACTIVITY

Cumulative percentage of contracted UDA delivered 2016 & 2017



Adjusted Scheduled Activity (UDA)

Month	2016	2017
April	0	27
May	47	27
June	92	39
July	218	39
August	288	230
September	383	351
October	452	
November	452	
December	560	
January	627	
February	769	
March	942	
April	1,078	
May	1,078	
June	1,078	

QUALITY

	Quantity	Base Number	Contract	AT	Region	England
% of FP17s for the same patient ID Re-attending within 3 months - Children	0	90	0.0%	9.9%	12.0%	12.4%
% of FP17s for the same patient ID Re-attending within 3 months - Adults	16	145	11.0%	14.7%	15.9%	16.7%
% of FP17s for the same patient ID Re-attending between 3 & 9 months - Children	55	90	61.1%	61.1%	58.6%	57.4%
% of FP17s for the same patient ID Re-attending between 3 & 9 months - Adults	84	145	57.9%	53.6%	51.6%	50.5%
% of FP17s for Band 1 Urgent Courses	6	176	3.4%	7.3%	8.0%	9.1%
% of FP17s Relating to Free Repair or Replacements	0	176	0.0%	0.8%	0.8%	0.8%
% of FP17s Relating to Continuations	1	176	0.6%	1.3%	1.3%	1.3%
% of Patients satisfied with the dentistry they have received	1	1	N/A	93.2%	93.1%	93.2%
% of Patients satisfied with the time they had to wait for an appointment	1	1	N/A	89.8%	89.1%	89.0%

* This is based on patients treated on this contract for their most recent course of treatment. Figures in italics indicate the base number of FP17s or Patient Questionnaire responses are less than 100. N/A is shown where the base number of responses is less than 10 during the period. % is calculated as Quantity/Base number*100

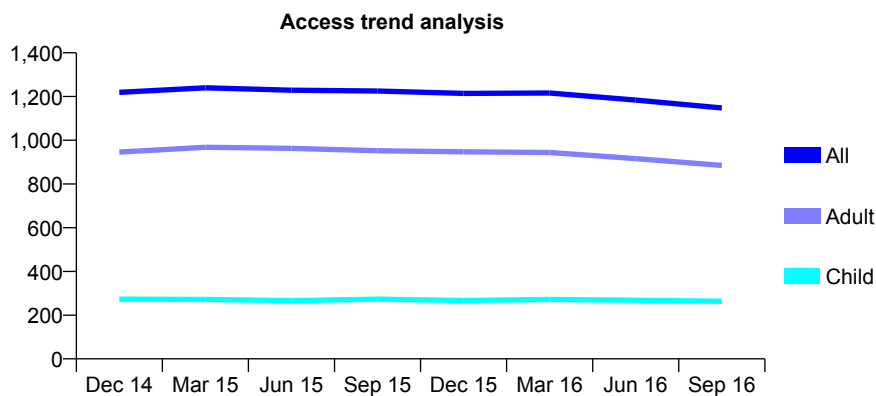
Q59 - Vital Signs At a Glance Contract Report for 628751/0002 - September 2016

Name or company name	MR JS SIAN
Contract type name	GDS Contract
Purpose of contract	General
Contract start date	02/06/2009
Contract end date	

16/17 Contracted general activity (UDA)	2,609
Carry forward general activity (UDA)	-46
16/17 Contracted orthodontic activity (UOA)	0
Carry forward orthodontic activity (UOA)	0
Baseline contract value	£64,760.53

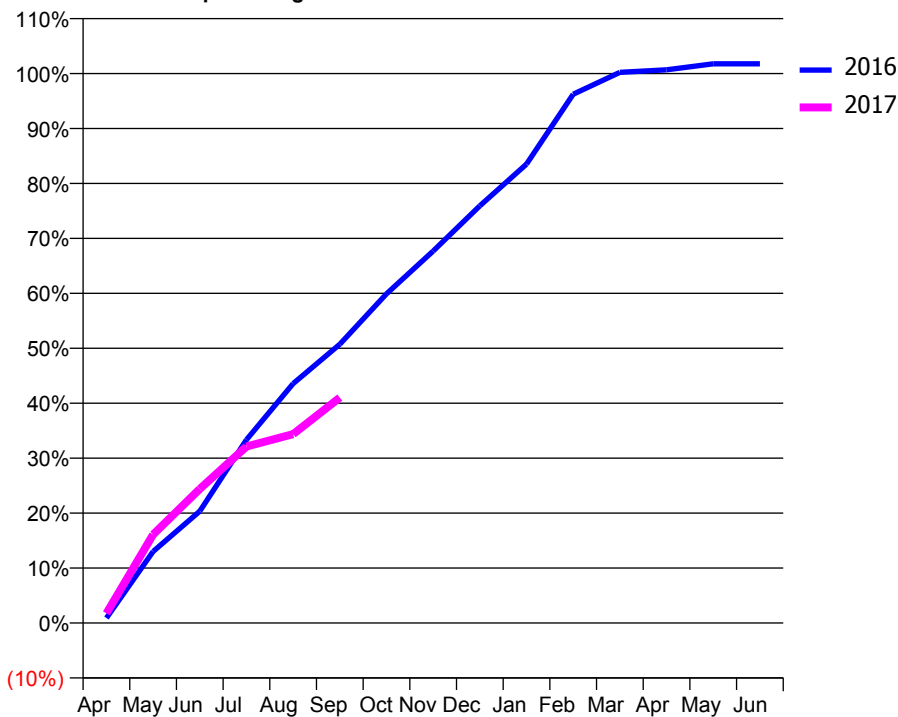
ACCESS*

Patients seen in 24 months	Total	Change since previous quarter
Quarter ending September 2015	1,225	
Quarter ending December 2015	1,214	→
Quarter ending March 2016	1,216	→
Quarter ending June 2016	1,184	↓
Quarter ending September 2016	1,148	↓
Variance since September 2015	(6.3%)	↓



ACTIVITY

Cumulative percentage of contracted UDA delivered 2016 & 2017



Adjusted Scheduled Activity (UDA)

Month	2016	2017
April	24	46
May	339	420
June	531	637
July	870	838
August	1,137	897
September	1,323	1,070
October	1,563	
November	1,766	
December	1,981	
January	2,179	
February	2,511	
March	2,615	
April	2,626	
May	2,655	
June	2,655	

QUALITY

	Quantity	Base Number	Contract	AT	Region	England
% of FP17s for the same patient ID Re-attending within 3 months - Children	1	133	0.8%	9.9%	12.0%	12.4%
% of FP17s for the same patient ID Re-attending within 3 months - Adults	28	383	7.3%	14.7%	15.9%	16.7%
% of FP17s for the same patient ID Re-attending between 3 & 9 months - Children	52	133	39.1%	61.1%	58.6%	57.4%
% of FP17s for the same patient ID Re-attending between 3 & 9 months - Adults	142	383	37.1%	53.6%	51.6%	50.5%
% of FP17s for Band 1 Urgent Courses	17	483	3.5%	7.3%	8.0%	9.1%
% of FP17s Relating to Free Repair or Replacements	1	483	0.2%	0.8%	0.8%	0.8%
% of FP17s Relating to Continuations	3	483	0.6%	1.3%	1.3%	1.3%
% of Patients satisfied with the dentistry they have received	2	2	N/A	93.2%	93.1%	93.2%
% of Patients satisfied with the time they had to wait for an appointment	2	2	N/A	89.8%	89.1%	89.0%

* This is based on patients treated on this contract for their most recent course of treatment. Figures in italics indicate the base number of FP17s or Patient Questionnaire responses are less than 100. N/A is shown where the base number of responses is less than 10 during the period. % is calculated as Quantity/Base number*100

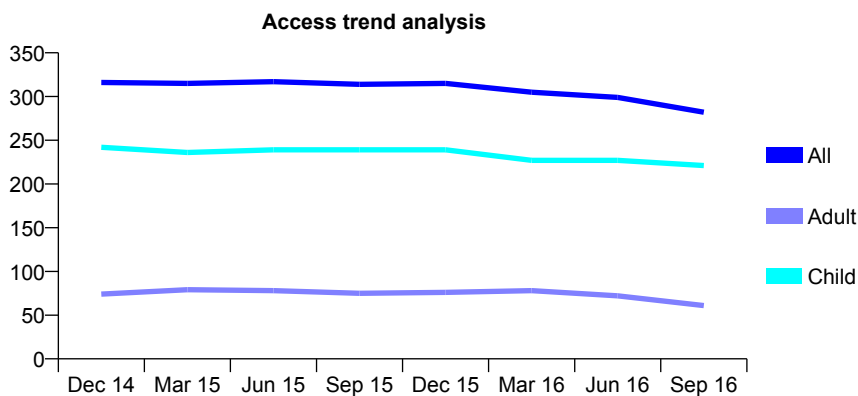
Q59 - Vital Signs At a Glance Contract Report for 630772/0001 - September 2016

Name or company name	MR CJ STORRY
Contract type name	GDS Contract
Purpose of contract	General
Contract start date	01/04/2006
Contract end date	

16/17 Contracted general activity (UDA)	550
Carry forward general activity (UDA)	0
16/17 Contracted orthodontic activity (UOA)	0
Carry forward orthodontic activity (UOA)	0
Baseline contract value	£12,131.24

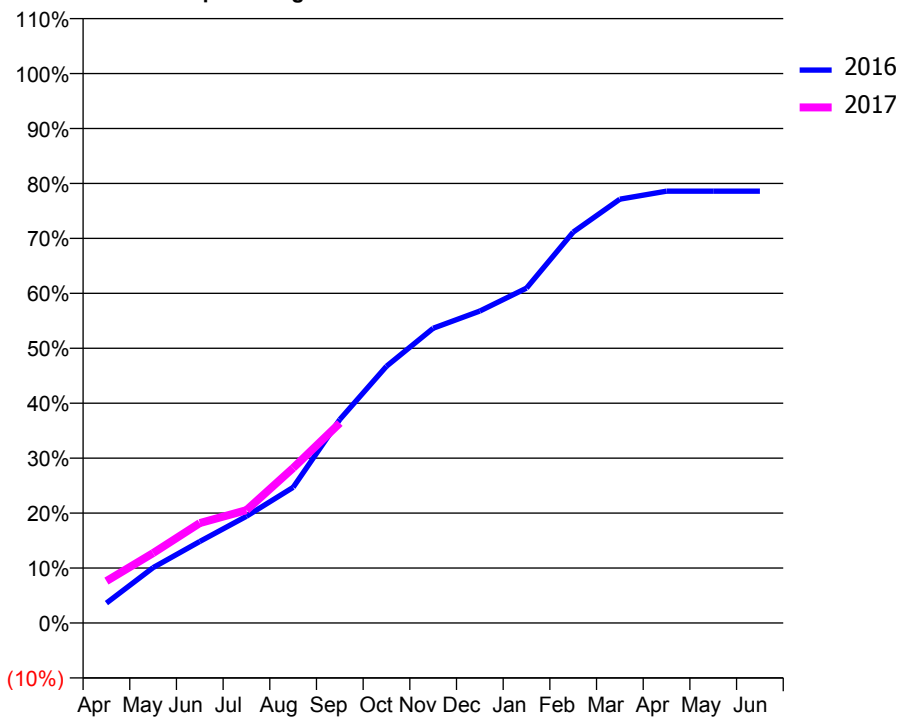
ACCESS*

Patients seen in 24 months	Total	Change since previous quarter
Quarter ending September 2015	314	
Quarter ending December 2015	315	→
Quarter ending March 2016	305	↓
Quarter ending June 2016	299	↓
Quarter ending September 2016	282	↓
Variance since September 2015	(10.2%)	↓



ACTIVITY

Cumulative percentage of contracted UDA delivered 2016 & 2017



Adjusted Scheduled Activity (UDA)

Month	2016	2017
April	20	42
May	55	70
June	82	100
July	107	113
August	136	155
September	204	200
October	257	
November	295	
December	312	
January	335	
February	391	
March	424	
April	432	
May	432	
June	432	

QUALITY

	Quantity	Base Number	Contract	AT	Region	England
% of FP17s for the same patient ID Re-attending within 3 months - Children	0	144	0.0%	9.9%	12.0%	12.4%
% of FP17s for the same patient ID Re-attending within 3 months - Adults	0	21	0.0%	14.7%	15.9%	16.7%
% of FP17s for the same patient ID Re-attending between 3 & 9 months - Children	85	144	59.0%	61.1%	58.6%	57.4%
% of FP17s for the same patient ID Re-attending between 3 & 9 months - Adults	12	21	57.1%	53.6%	51.6%	50.5%
% of FP17s for Band 1 Urgent Courses	1	159	0.6%	7.3%	8.0%	9.1%
% of FP17s Relating to Free Repair or Replacements	0	159	0.0%	0.8%	0.8%	0.8%
% of FP17s Relating to Continuations	0	159	0.0%	1.3%	1.3%	1.3%
% of Patients satisfied with the dentistry they have received	1	1	N/A	93.2%	93.1%	93.2%
% of Patients satisfied with the time they had to wait for an appointment	1	1	N/A	89.8%	89.1%	89.0%

* This is based on patients treated on this contract for their most recent course of treatment. Figures in italics indicate the base number of FP17s or Patient Questionnaire responses are less than 100. N/A is shown where the base number of responses is less than 10 during the period. % is calculated as Quantity/Base number*100

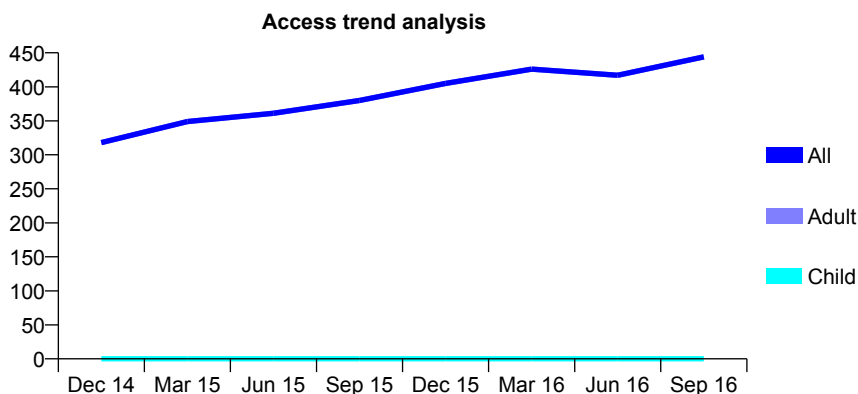
Q59 - Vital Signs At a Glance Contract Report for 647438/0001 - September 2016

Name or company name	MR KG PADMORE
Contract type name	PDS Contract
Purpose of contract	General
Contract start date	01/04/2006
Contract end date	30/11/2016

16/17 Contracted general activity (UDA)	1,271
Carry forward general activity (UDA)	40
16/17 Contracted orthodontic activity (UOA)	0
Carry forward orthodontic activity (UOA)	0
Baseline contract value	£64,453.54

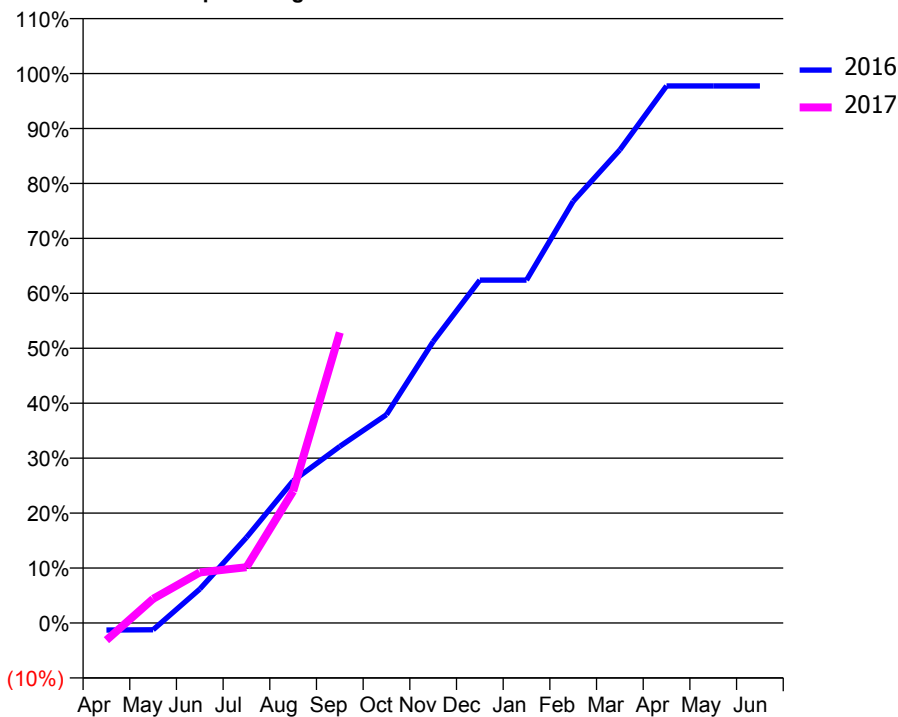
ACCESS*

Patients seen in 24 months	Total	Change since previous quarter
Quarter ending September 2015	380	
Quarter ending December 2015	405	↑
Quarter ending March 2016	426	↑
Quarter ending June 2016	417	↓
Quarter ending September 2016	444	↑
Variance since September 2015	16.8%	↑



ACTIVITY

Cumulative percentage of contracted UDA delivered 2016 & 2017



Month	Adjusted Scheduled Activity (UDA)	
	2016	2017
April	-23	-40
May	-22	56
June	108	117
July	274	129
August	455	305
September	565	672
October	666	
November	900	
December	1,096	
January	1,096	
February	1,349	
March	1,513	
April	1,717	
May	1,717	
June	1,717	

QUALITY

	Quantity	Base Number	Contract	AT	Region	England
% of FP17s for the same patient ID Re-attending within 3 months - Children	0	0	N/A	9.9%	12.0%	12.4%
% of FP17s for the same patient ID Re-attending within 3 months - Adults	2	119	1.7%	14.7%	15.9%	16.7%
% of FP17s for the same patient ID Re-attending between 3 & 9 months - Children	0	0	N/A	61.1%	58.6%	57.4%
% of FP17s for the same patient ID Re-attending between 3 & 9 months - Adults	8	119	6.7%	53.6%	51.6%	50.5%
% of FP17s for Band 1 Urgent Courses	4	91	4.4%	7.3%	8.0%	9.1%
% of FP17s Relating to Free Repair or Replacements	0	91	0.0%	0.8%	0.8%	0.8%
% of FP17s Relating to Continuations	0	91	0.0%	1.3%	1.3%	1.3%
% of Patients satisfied with the dentistry they have received	1	1	N/A	93.2%	93.1%	93.2%
% of Patients satisfied with the time they had to wait for an appointment	1	1	N/A	89.8%	89.1%	89.0%

* This is based on patients treated on this contract for their most recent course of treatment. Figures in italics indicate the base number of FP17s or Patient Questionnaire responses are less than 100. N/A is shown where the base number of responses is less than 10 during the period. % is calculated as Quantity/Base number*100

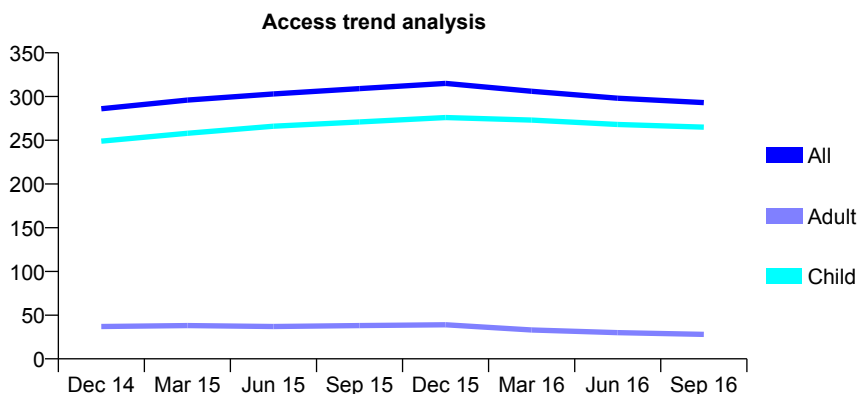
Q59 - Vital Signs At a Glance Contract Report for 651761/0001 - September 2016

Name or company name	MRS J SEJPAL
Contract type name	GDS Contract
Purpose of contract	General
Contract start date	01/04/2006
Contract end date	

16/17 Contracted general activity (UDA)	796
Carry forward general activity (UDA)	-16
16/17 Contracted orthodontic activity (UOA)	0
Carry forward orthodontic activity (UOA)	0
Baseline contract value	£19,716.09

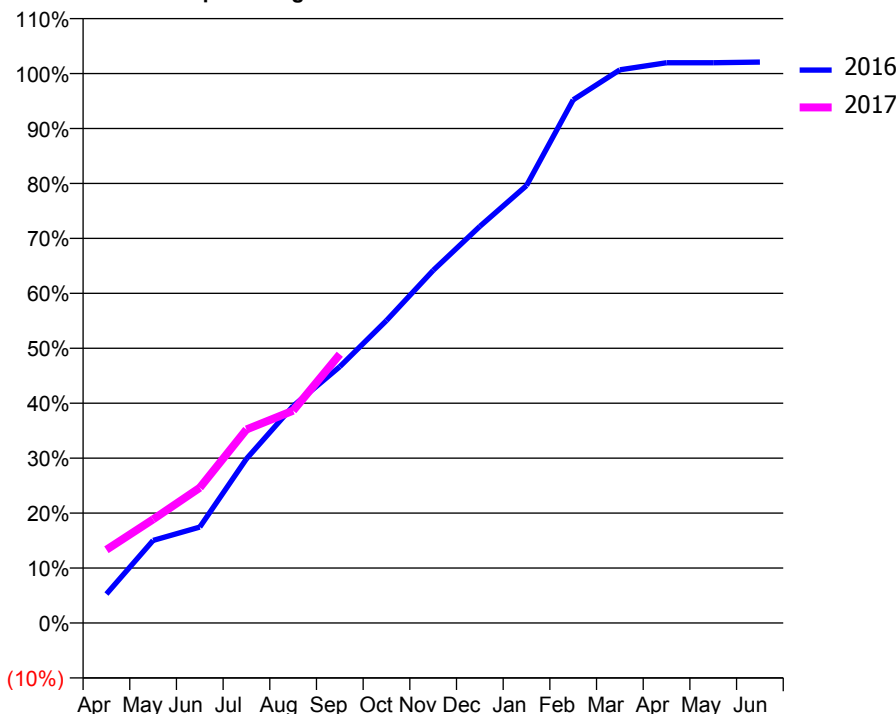
ACCESS*

Patients seen in 24 months	Total	Change since previous quarter
Quarter ending September 2015	309	
Quarter ending December 2015	315	→
Quarter ending March 2016	306	↓
Quarter ending June 2016	298	↓
Quarter ending September 2016	293	↓
Variance since September 2015	(5.2%)	↓



ACTIVITY

Cumulative percentage of contracted UDA delivered 2016 & 2017



Adjusted Scheduled Activity (UDA)

Month	2016	2017
April	42	106
May	120	150
June	139	196
July	238	280
August	314	308
September	371	389
October	438	
November	511	
December	575	
January	634	
February	758	
March	801	
April	812	
May	812	
June	813	

QUALITY

	Quantity	Base Number	Contract	AT	Region	England
% of FP17s for the same patient ID Re-attending within 3 months - Children	26	224	11.6%	9.9%	12.0%	12.4%
% of FP17s for the same patient ID Re-attending within 3 months - Adults	1	9	<i>11.1%</i>	14.7%	15.9%	16.7%
% of FP17s for the same patient ID Re-attending between 3 & 9 months - Children	148	224	66.1%	61.1%	58.6%	57.4%
% of FP17s for the same patient ID Re-attending between 3 & 9 months - Adults	5	9	55.6%	53.6%	51.6%	50.5%
% of FP17s for Band 1 Urgent Courses	12	224	5.4%	7.3%	8.0%	9.1%
% of FP17s Relating to Free Repair or Replacements	0	224	0.0%	0.8%	0.8%	0.8%
% of FP17s Relating to Continuations	0	224	0.0%	1.3%	1.3%	1.3%
% of Patients satisfied with the dentistry they have received	1	1	N/A	93.2%	93.1%	93.2%
% of Patients satisfied with the time they had to wait for an appointment	1	1	N/A	89.8%	89.1%	89.0%

* This is based on patients treated on this contract for their most recent course of treatment. Figures in italics indicate the base number of FP17s or Patient Questionnaire responses are less than 100. N/A is shown where the base number of responses is less than 10 during the period. % is calculated as Quantity/Base number*100

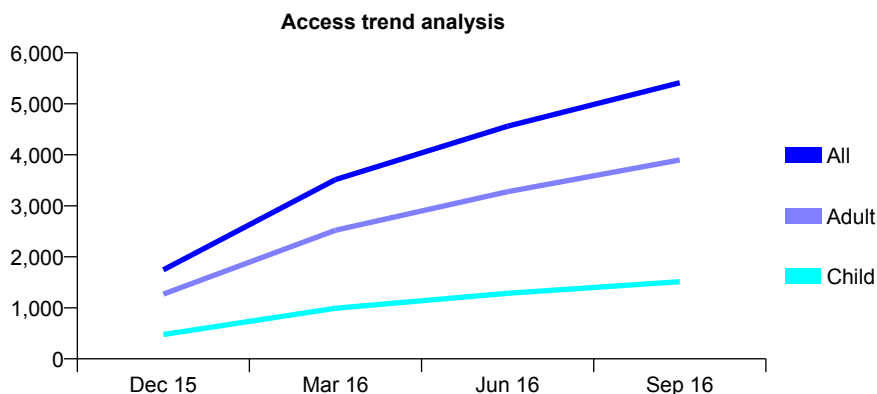
Q59 - Vital Signs At a Glance Contract Report for 654353/0002 - September 2016

Name or company name	MR S CHANDARANA
Contract type name	GDS Contract
Purpose of contract	General
Contract start date	01/10/2015
Contract end date	

16/17 Contracted general activity (UDA)	24,983
Carry forward general activity (UDA)	0
16/17 Contracted orthodontic activity (UOA)	0
Carry forward orthodontic activity (UOA)	0
Baseline contract value	£590,613.17

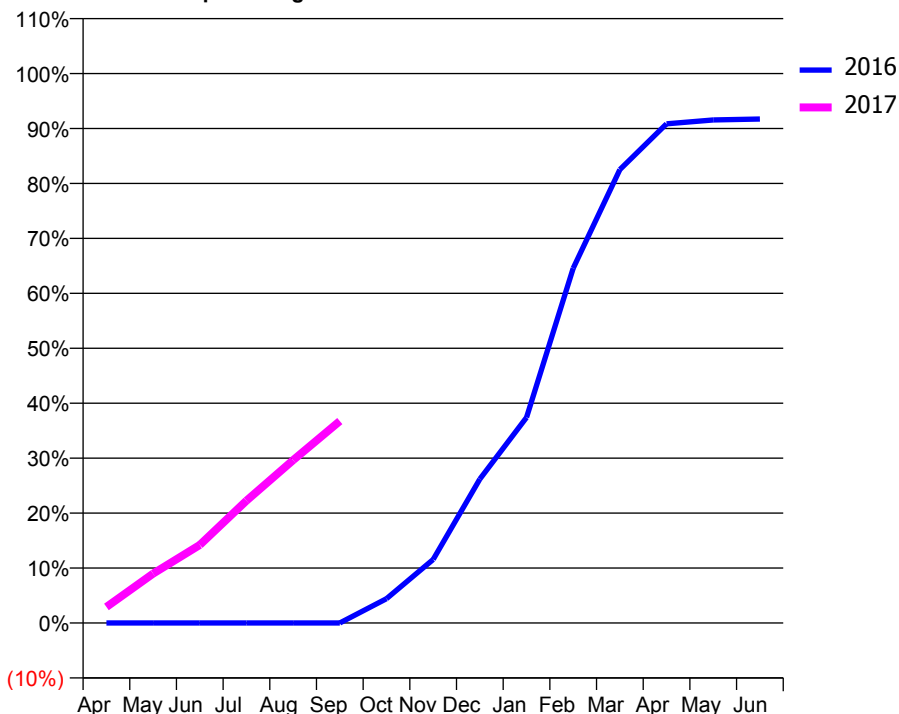
ACCESS*

Patients seen in 24 months	Total	Change since previous quarter
Quarter ending September 2015	0	
Quarter ending December 2015	1,746	↑
Quarter ending March 2016	3,515	↑
Quarter ending June 2016	4,560	↑
Quarter ending September 2016	5,412	↑
Variance since September 2015	N/A	



ACTIVITY

Cumulative percentage of contracted UDA delivered 2016 & 2017



Month	Adjusted Scheduled Activity (UDA)	
	2016	2017
April	0	729
May	0	2,248
June	0	3,550
July	0	5,561
August	0	7,406
September	0	9,183
October	553	
November	1,446	
December	3,271	
January	4,673	
February	8,067	
March	10,307	
April	11,348	
May	11,436	
June	11,457	

QUALITY

	Quantity	Base Number	Contract	AT	Region	England
% of FP17s for the same patient ID Re-attending within 3 months - Children	106	1,166	9.1%	9.9%	12.0%	12.4%
% of FP17s for the same patient ID Re-attending within 3 months - Adults	530	3,252	16.3%	14.7%	15.9%	16.7%
% of FP17s for the same patient ID Re-attending between 3 & 9 months - Children	404	1,166	34.6%	61.1%	58.6%	57.4%
% of FP17s for the same patient ID Re-attending between 3 & 9 months - Adults	1,133	3,252	34.8%	53.6%	51.6%	50.5%
% of FP17s for Band 1 Urgent Courses	410	4,017	10.2%	7.3%	8.0%	9.1%
% of FP17s Relating to Free Repair or Replacements	32	4,017	0.8%	0.8%	0.8%	0.8%
% of FP17s Relating to Continuations	45	4,017	1.1%	1.3%	1.3%	1.3%
% of Patients satisfied with the dentistry they have received	3	5	N/A	93.2%	93.1%	93.2%
% of Patients satisfied with the time they had to wait for an appointment	4	5	N/A	89.8%	89.1%	89.0%

* This is based on patients treated on this contract for their most recent course of treatment. Figures in italics indicate the base number of FP17s or Patient Questionnaire responses are less than 100. N/A is shown where the base number of responses is less than 10 during the period. % is calculated as Quantity/Base number*100

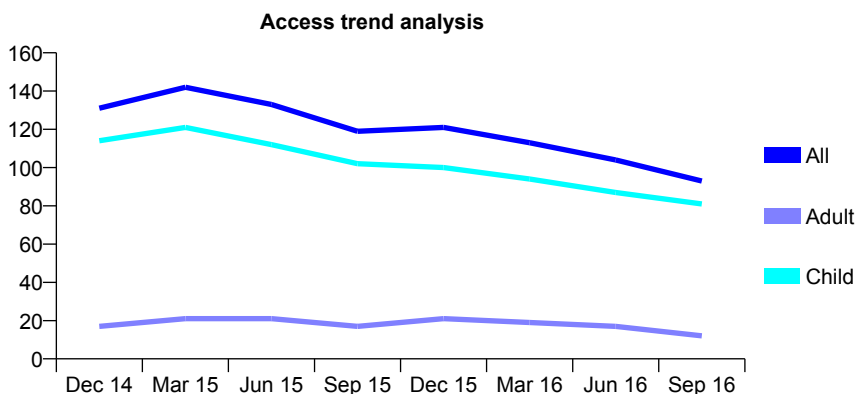
Q59 - Vital Signs At a Glance Contract Report for 657603/0001 - September 2016

Name or company name	MR R SINGH
Contract type name	GDS Contract
Purpose of contract	General
Contract start date	01/04/2010
Contract end date	

16/17 Contracted general activity (UDA)	350
Carry forward general activity (UDA)	0
16/17 Contracted orthodontic activity (UOA)	0
Carry forward orthodontic activity (UOA)	0
Baseline contract value	£8,669.09

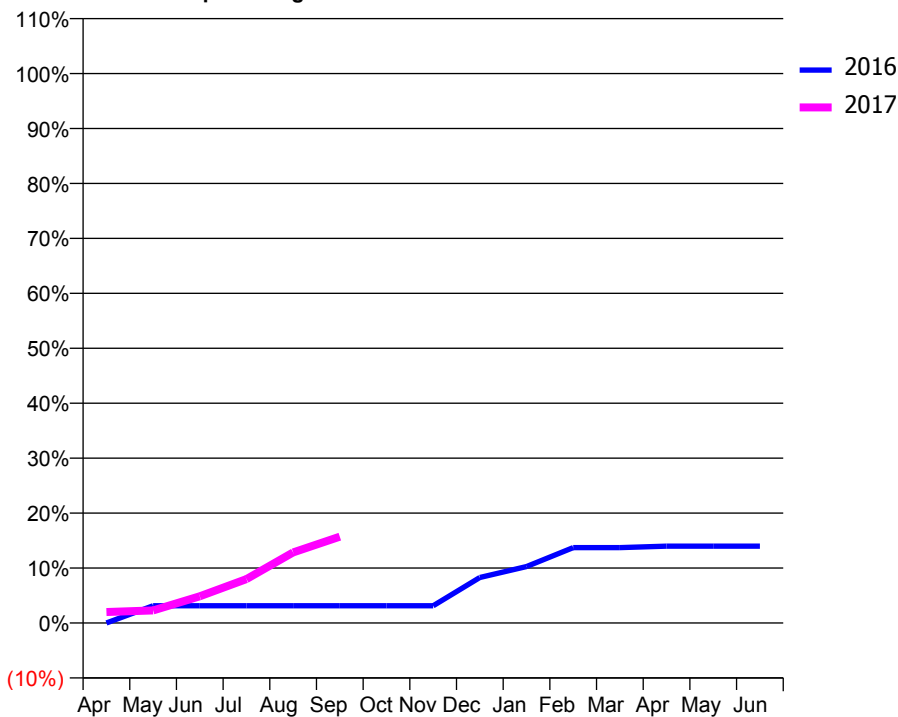
ACCESS*

Patients seen in 24 months	Total	Change since previous quarter
Quarter ending September 2015	119	
Quarter ending December 2015	121	→
Quarter ending March 2016	113	↓
Quarter ending June 2016	104	↓
Quarter ending September 2016	93	↓
Variance since September 2015	(21.8%)	↓



ACTIVITY

Cumulative percentage of contracted UDA delivered 2016 & 2017



Month	Adjusted Scheduled Activity (UDA)	
	2016	2017
April	0	7
May	11	8
June	11	17
July	11	28
August	11	45
September	11	55
October	11	-
November	11	-
December	29	-
January	36	-
February	48	-
March	48	-
April	49	-
May	49	-
June	49	-

QUALITY

	Quantity	Base Number	Contract	AT	Region	England
% of FP17s for the same patient ID Re-attending within 3 months - Children	1	35	2.9%	9.9%	12.0%	12.4%
% of FP17s for the same patient ID Re-attending within 3 months - Adults	0	0	N/A	14.7%	15.9%	16.7%
% of FP17s for the same patient ID Re-attending between 3 & 9 months - Children	13	35	37.1%	61.1%	58.6%	57.4%
% of FP17s for the same patient ID Re-attending between 3 & 9 months - Adults	0	0	N/A	53.6%	51.6%	50.5%
% of FP17s for Band 1 Urgent Courses	0	34	0.0%	7.3%	8.0%	9.1%
% of FP17s Relating to Free Repair or Replacements	0	34	0.0%	0.8%	0.8%	0.8%
% of FP17s Relating to Continuations	0	34	0.0%	1.3%	1.3%	1.3%
% of Patients satisfied with the dentistry they have received	0	0	N/A	93.2%	93.1%	93.2%
% of Patients satisfied with the time they had to wait for an appointment	0	0	N/A	89.8%	89.1%	89.0%

* This is based on patients treated on this contract for their most recent course of treatment. Figures in italics indicate the base number of FP17s or Patient Questionnaire responses are less than 100. N/A is shown where the base number of responses is less than 10 during the period. % is calculated as Quantity/Base number*100

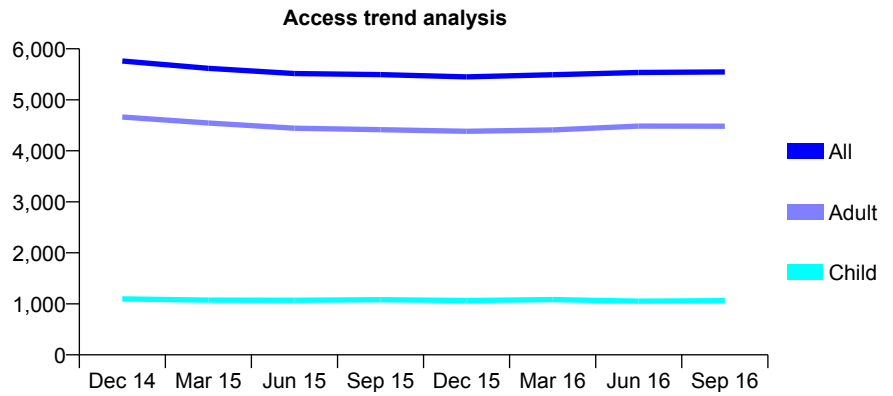
Q59 - Vital Signs At a Glance Contract Report for 678414/0001 - September 2016

Name or company name	MR RN HARTZENBERG
Contract type name	GDS Contract
Purpose of contract	General
Contract start date	01/04/2006
Contract end date	

16/17 Contracted general activity (UDA)	20,000
Carry forward general activity (UDA)	0
16/17 Contracted orthodontic activity (UOA)	0
Carry forward orthodontic activity (UOA)	0
Baseline contract value	£535,864.80

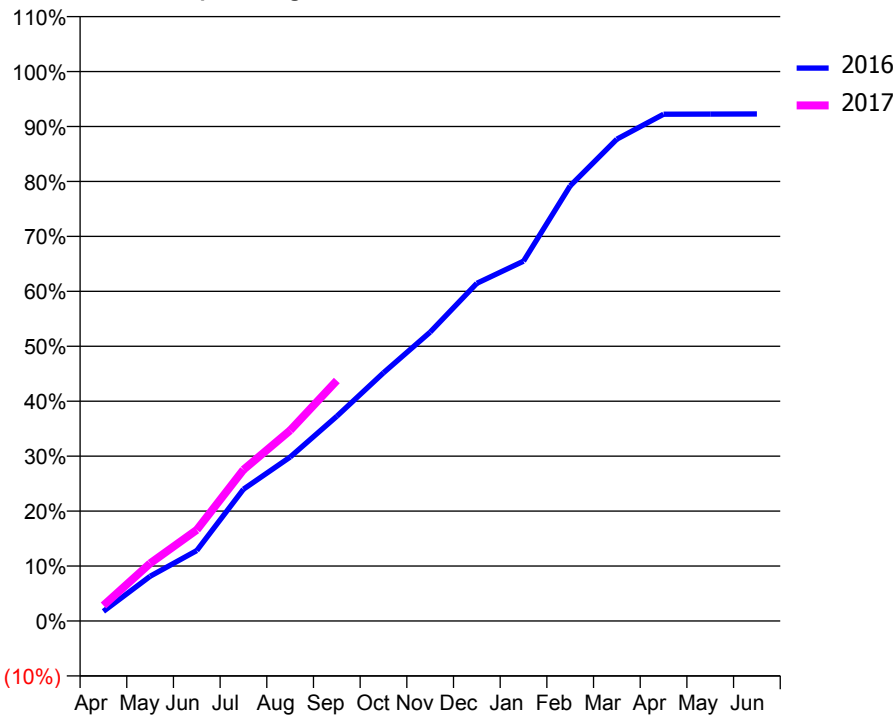
ACCESS*

Patients seen in 24 months	Total	Change since previous quarter
Quarter ending September 2015	5,495	
Quarter ending December 2015	5,449	→
Quarter ending March 2016	5,491	→
Quarter ending June 2016	5,536	→
Quarter ending September 2016	5,546	→
Variance since September 2015	0.9%	→



ACTIVITY

Cumulative percentage of contracted UDA delivered 2016 & 2017



Month	Adjusted Scheduled Activity (UDA)	
	2016	2017
April	371	568
May	1,712	2,099
June	2,695	3,315
July	5,037	5,508
August	6,265	6,938
September	7,824	8,755
October	9,484	
November	11,041	
December	12,905	
January	13,753	
February	16,632	
March	18,414	
April	19,365	
May	19,374	
June	19,377	

QUALITY

	Quantity	Base Number	Contract	AT	Region	England
% of FP17s for the same patient ID Re-attending within 3 months - Children	74	798	9.3%	9.9%	12.0%	12.4%
% of FP17s for the same patient ID Re-attending within 3 months - Adults	728	3,745	19.4%	14.7%	15.9%	16.7%
% of FP17s for the same patient ID Re-attending between 3 & 9 months - Children	509	798	63.8%	61.1%	58.6%	57.4%
% of FP17s for the same patient ID Re-attending between 3 & 9 months - Adults	2,208	3,745	59.0%	53.6%	51.6%	50.5%
% of FP17s for Band 1 Urgent Courses	388	4,172	9.3%	7.3%	8.0%	9.1%
% of FP17s Relating to Free Repair or Replacements	48	4,172	1.2%	0.8%	0.8%	0.8%
% of FP17s Relating to Continuations	184	4,172	4.4%	1.3%	1.3%	1.3%
% of Patients satisfied with the dentistry they have received	16	19	84.2%	93.2%	93.1%	93.2%
% of Patients satisfied with the time they had to wait for an appointment	18	19	94.7%	89.8%	89.1%	89.0%

* This is based on patients treated on this contract for their most recent course of treatment. Figures in italics indicate the base number of FP17s or Patient Questionnaire responses are less than 100. N/A is shown where the base number of responses is less than 10 during the period. % is calculated as Quantity/Base number*100

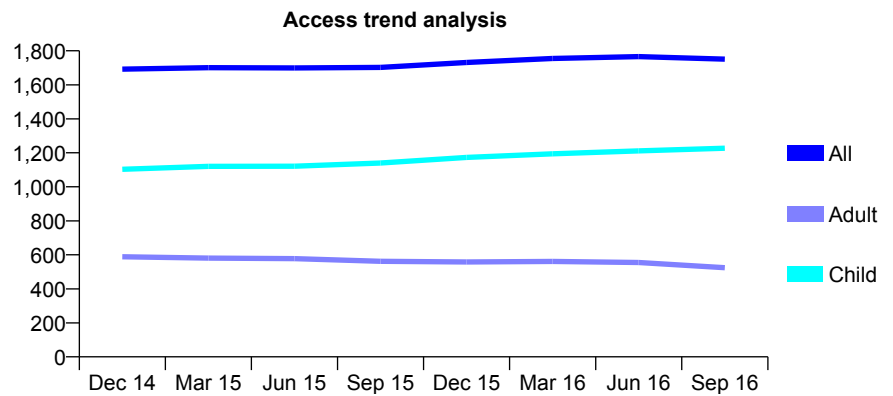
Q59 - Vital Signs At a Glance Contract Report for 684619/0003 - September 2016

Name or company name	MR A CHAMPANERI
Contract type name	GDS Contract
Purpose of contract	General
Contract start date	01/04/2009
Contract end date	

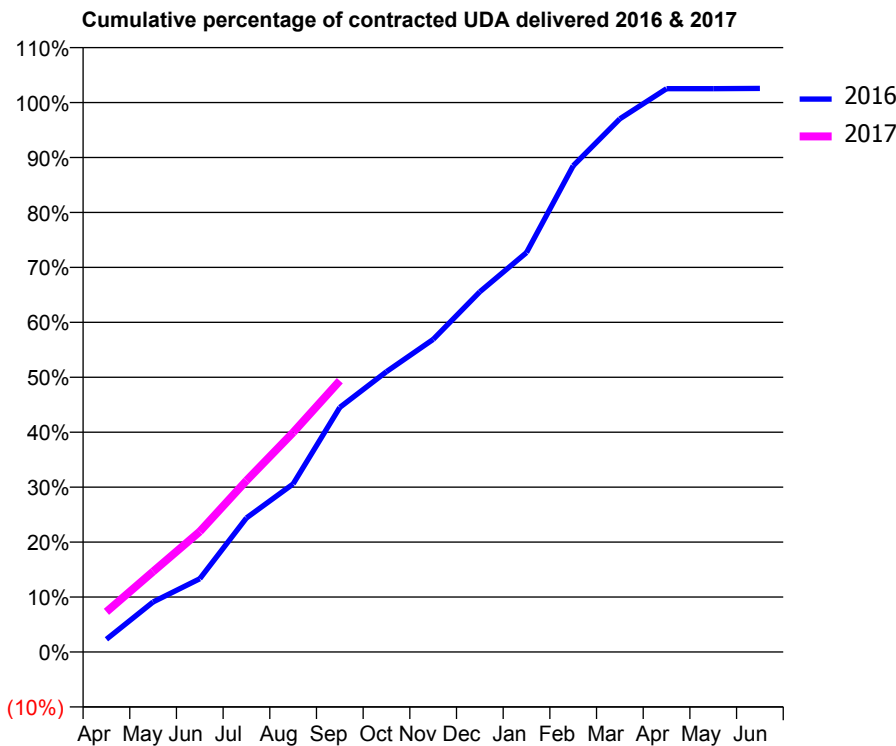
16/17 Contracted general activity (UDA)	3,000
Carry forward general activity (UDA)	-60
16/17 Contracted orthodontic activity (UOA)	0
Carry forward orthodontic activity (UOA)	0
Baseline contract value	£67,998.97

ACCESS*

Patients seen in 24 months	Total	Change since previous quarter
Quarter ending September 2015	1,702	
Quarter ending December 2015	1,731	→
Quarter ending March 2016	1,755	→
Quarter ending June 2016	1,766	→
Quarter ending September 2016	1,751	→
Variance since September 2015	2.9%	↑



ACTIVITY



Month	Adjusted Scheduled Activity (UDA)	
	2016	2017
April	69	220
May	273	440
June	400	658
July	732	936
August	918	1,199
September	1,335	1,481
October	1,530	
November	1,707	
December	1,967	
January	2,181	
February	2,654	
March	2,911	
April	3,076	
May	3,076	
June	3,077	

QUALITY

	Quantity	Base Number	Contract	AT	Region	England
% of FP17s for the same patient ID Re-attending within 3 months - Children	90	995	9.0%	9.9%	12.0%	12.4%
% of FP17s for the same patient ID Re-attending within 3 months - Adults	74	305	24.3%	14.7%	15.9%	16.7%
% of FP17s for the same patient ID Re-attending between 3 & 9 months - Children	674	995	67.7%	61.1%	58.6%	57.4%
% of FP17s for the same patient ID Re-attending between 3 & 9 months - Adults	133	305	43.6%	53.6%	51.6%	50.5%
% of FP17s for Band 1 Urgent Courses	49	828	5.9%	7.3%	8.0%	9.1%
% of FP17s Relating to Free Repair or Replacements	0	828	0.0%	0.8%	0.8%	0.8%
% of FP17s Relating to Continuations	1	828	0.1%	1.3%	1.3%	1.3%
% of Patients satisfied with the dentistry they have received	1	1	N/A	93.2%	93.1%	93.2%
% of Patients satisfied with the time they had to wait for an appointment	1	1	N/A	89.8%	89.1%	89.0%

* This is based on patients treated on this contract for their most recent course of treatment. Figures in italics indicate the base number of FP17s or Patient Questionnaire responses are less than 100. N/A is shown where the base number of responses is less than 10 during the period. % is calculated as Quantity/Base number*100

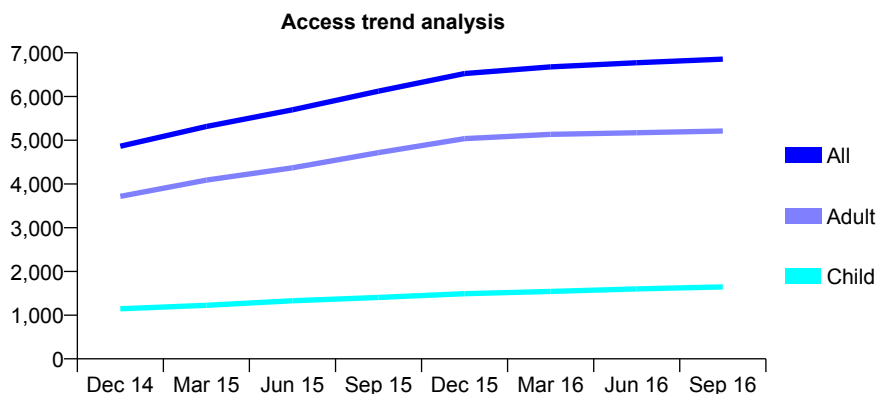
Q59 - Vital Signs At a Glance Contract Report for 690732/0001 - September 2016

Name or company name	MR B PARMAR
Contract type name	GDS Contract
Purpose of contract	General
Contract start date	01/02/2014
Contract end date	

16/17 Contracted general activity (UDA)	18,170
Carry forward general activity (UDA)	602
16/17 Contracted orthodontic activity (UOA)	0
Carry forward orthodontic activity (UOA)	0
Baseline contract value	£395,024.75

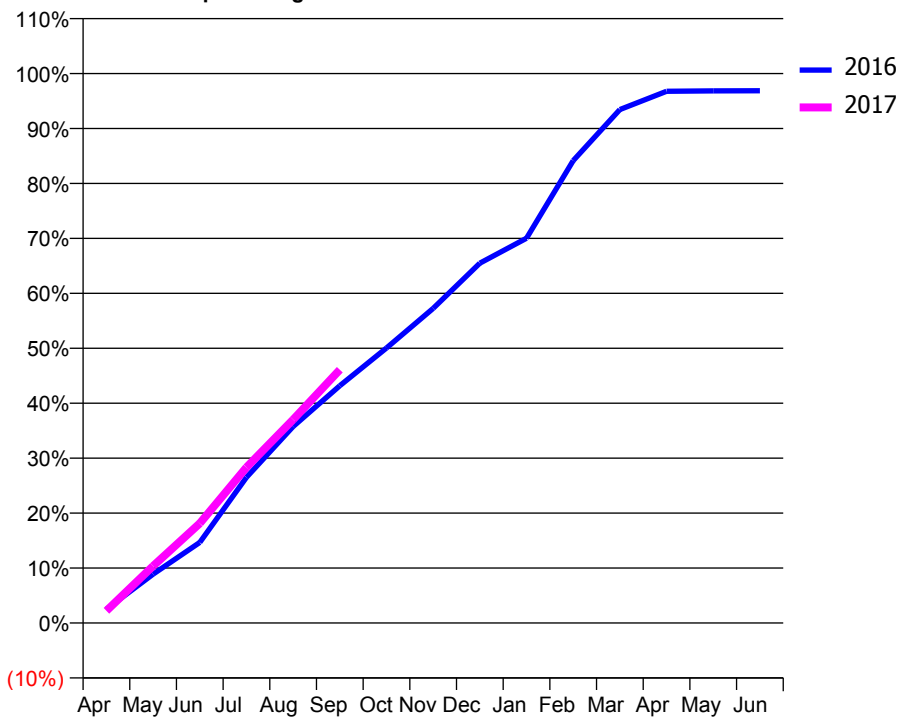
ACCESS*

Patients seen in 24 months	Total	Change since previous quarter
Quarter ending September 2015	6,122	
Quarter ending December 2015	6,525	↑
Quarter ending March 2016	6,677	↑
Quarter ending June 2016	6,772	→
Quarter ending September 2016	6,856	→
Variance since September 2015	12.0%	↑



ACTIVITY

Cumulative percentage of contracted UDA delivered 2016 & 2017



Month	Adjusted Scheduled Activity (UDA)	
	2016	2017
April	482	404
May	1,703	1,886
June	2,811	3,297
July	5,084	5,149
August	6,856	6,728
September	8,279	8,377
October	9,596	
November	10,976	
December	12,554	
January	13,423	
February	16,130	
March	17,913	
April	18,549	
May	18,562	
June	18,568	

QUALITY

	Quantity	Base Number	Contract	AT	Region	England
% of FP17s for the same patient ID Re-attending within 3 months - Children	44	1,026	4.3%	9.9%	12.0%	12.4%
% of FP17s for the same patient ID Re-attending within 3 months - Adults	265	2,899	9.1%	14.7%	15.9%	16.7%
% of FP17s for the same patient ID Re-attending between 3 & 9 months - Children	458	1,026	44.6%	61.1%	58.6%	57.4%
% of FP17s for the same patient ID Re-attending between 3 & 9 months - Adults	1,133	2,899	39.1%	53.6%	51.6%	50.5%
% of FP17s for Band 1 Urgent Courses	158	3,608	4.4%	7.3%	8.0%	9.1%
% of FP17s Relating to Free Repair or Replacements	52	3,608	1.4%	0.8%	0.8%	0.8%
% of FP17s Relating to Continuations	45	3,608	1.2%	1.3%	1.3%	1.3%
% of Patients satisfied with the dentistry they have received	8	9	N/A	93.2%	93.1%	93.2%
% of Patients satisfied with the time they had to wait for an appointment	9	9	N/A	89.8%	89.1%	89.0%

* This is based on patients treated on this contract for their most recent course of treatment. Figures in italics indicate the base number of FP17s or Patient Questionnaire responses are less than 100. N/A is shown where the base number of responses is less than 10 during the period. % is calculated as Quantity/Base number*100

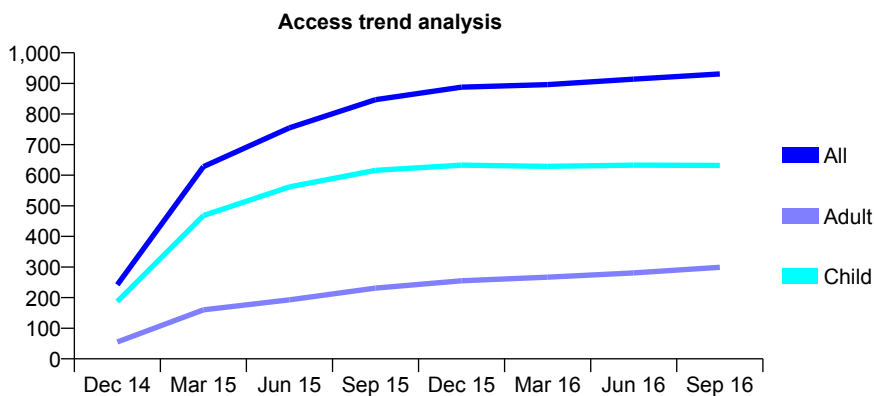
Q59 - Vital Signs At a Glance Contract Report for 690899/0001 - September 2016

Name or company name	MR A MOOSAJEE
Contract type name	GDS Contract
Purpose of contract	General
Contract start date	03/09/2014
Contract end date	

16/17 Contracted general activity (UDA)	2,819
Carry forward general activity (UDA)	-16
16/17 Contracted orthodontic activity (UOA)	0
Carry forward orthodontic activity (UOA)	0
Baseline contract value	£60,684.89

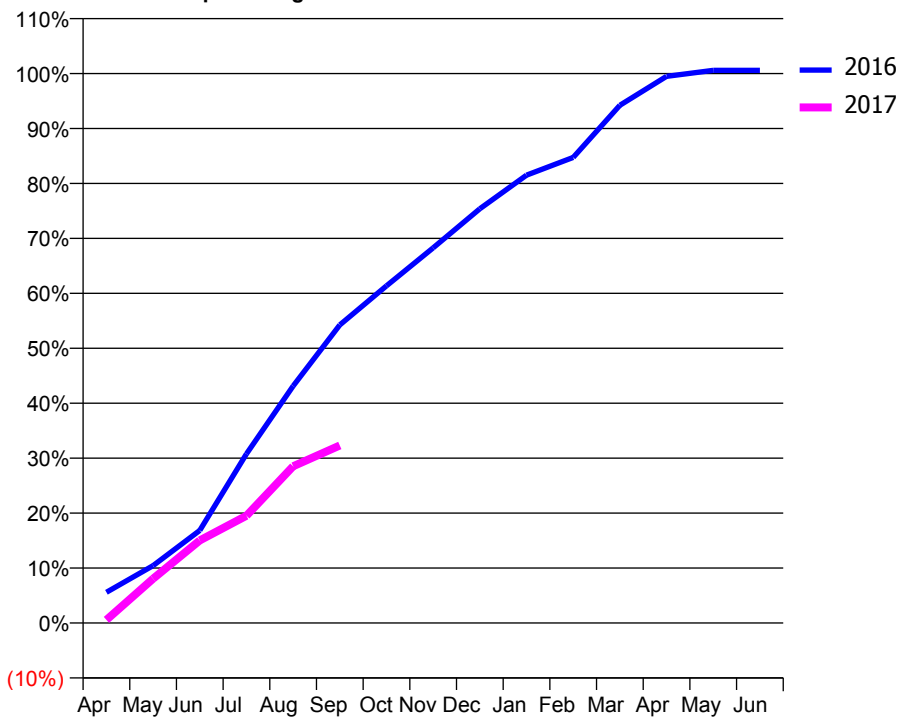
ACCESS*

Patients seen in 24 months	Total	Change since previous quarter
Quarter ending September 2015	847	
Quarter ending December 2015	888	↑
Quarter ending March 2016	896	→
Quarter ending June 2016	914	↑
Quarter ending September 2016	931	→
Variance since September 2015	9.9%	↑



ACTIVITY

Cumulative percentage of contracted UDA delivered 2016 & 2017



Month	Adjusted Scheduled Activity (UDA)	
	2016	2017
April	158	16
May	294	228
June	475	424
July	868	550
August	1,216	804
September	1,529	911
October	1,730	
November	1,925	
December	2,125	
January	2,297	
February	2,389	
March	2,656	
April	2,805	
May	2,835	
June	2,835	

QUALITY

	Quantity	Base Number	Contract	AT	Region	England
% of FP17s for the same patient ID Re-attending within 3 months - Children	34	455	7.5%	9.9%	12.0%	12.4%
% of FP17s for the same patient ID Re-attending within 3 months - Adults	37	177	20.9%	14.7%	15.9%	16.7%
% of FP17s for the same patient ID Re-attending between 3 & 9 months - Children	302	455	66.4%	61.1%	58.6%	57.4%
% of FP17s for the same patient ID Re-attending between 3 & 9 months - Adults	96	177	54.2%	53.6%	51.6%	50.5%
% of FP17s for Band 1 Urgent Courses	30	527	5.7%	7.3%	8.0%	9.1%
% of FP17s Relating to Free Repair or Replacements	0	527	0.0%	0.8%	0.8%	0.8%
% of FP17s Relating to Continuations	0	527	0.0%	1.3%	1.3%	1.3%
% of Patients satisfied with the dentistry they have received	1	1	N/A	93.2%	93.1%	93.2%
% of Patients satisfied with the time they had to wait for an appointment	1	1	N/A	89.8%	89.1%	89.0%

* This is based on patients treated on this contract for their most recent course of treatment. Figures in italics indicate the base number of FP17s or Patient Questionnaire responses are less than 100. N/A is shown where the base number of responses is less than 10 during the period. % is calculated as Quantity/Base number*100

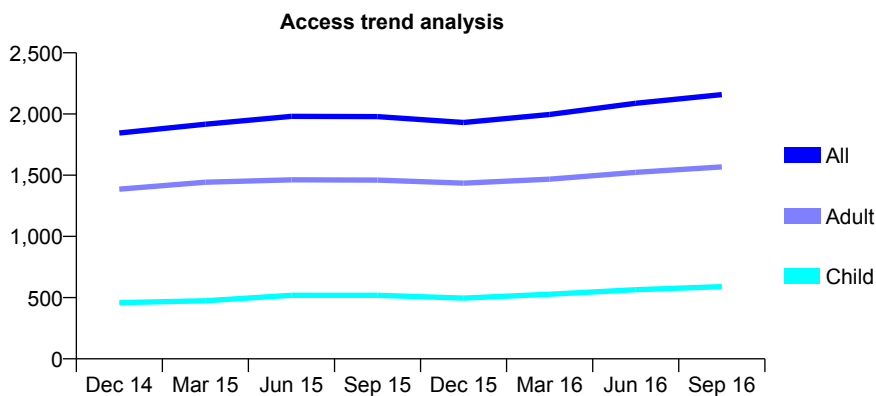
Q59 - Vital Signs At a Glance Contract Report for 704997/0001 - September 2016

Name or company name	Mr M Hamburger and Mrs R P Sadler
Contract type name	GDS Contract
Purpose of contract	General and Orthodontic
Contract start date	29/08/2011
Contract end date	

16/17 Contracted general activity (UDA)	5,896
Carry forward general activity (UDA)	34
16/17 Contracted orthodontic activity (UOA)	0
Carry forward orthodontic activity (UOA)	0
Baseline contract value	£114,888.99

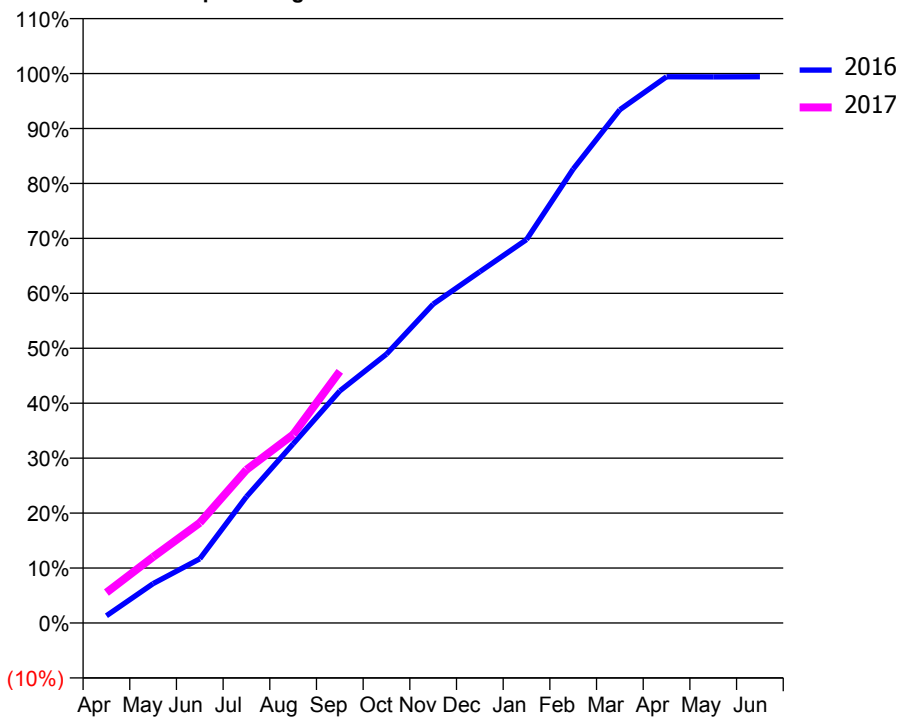
ACCESS*

Patients seen in 24 months	Total	Change since previous quarter
Quarter ending September 2015	1,979	
Quarter ending December 2015	1,931	↓
Quarter ending March 2016	1,996	↑
Quarter ending June 2016	2,088	↑
Quarter ending September 2016	2,158	↑
Variance since September 2015	9.0%	↑



ACTIVITY

Cumulative percentage of contracted UDA delivered 2016 & 2017



Month	Adjusted Scheduled Activity (UDA)	
	2016	2017
April	76	326
May	415	708
June	676	1,075
July	1,330	1,644
August	1,885	2,022
September	2,443	2,700
October	2,831	
November	3,358	
December	3,698	
January	4,037	
February	4,779	
March	5,404	
April	5,751	
May	5,750	
June	5,751	

QUALITY

	Quantity	Base Number	Contract	AT	Region	England
% of FP17s for the same patient ID Re-attending within 3 months - Children	46	483	9.5%	9.9%	12.0%	12.4%
% of FP17s for the same patient ID Re-attending within 3 months - Adults	163	1,149	14.2%	14.7%	15.9%	16.7%
% of FP17s for the same patient ID Re-attending between 3 & 9 months - Children	220	483	45.5%	61.1%	58.6%	57.4%
% of FP17s for the same patient ID Re-attending between 3 & 9 months - Adults	539	1,149	46.9%	53.6%	51.6%	50.5%
% of FP17s for Band 1 Urgent Courses	111	1,458	7.6%	7.3%	8.0%	9.1%
% of FP17s Relating to Free Repair or Replacements	20	1,458	1.4%	0.8%	0.8%	0.8%
% of FP17s Relating to Continuations	10	1,458	0.7%	1.3%	1.3%	1.3%
% of Patients satisfied with the dentistry they have received	2	2	N/A	93.2%	93.1%	93.2%
% of Patients satisfied with the time they had to wait for an appointment	2	2	N/A	89.8%	89.1%	89.0%

* This is based on patients treated on this contract for their most recent course of treatment. Figures in italics indicate the base number of FP17s or Patient Questionnaire responses are less than 100. N/A is shown where the base number of responses is less than 10 during the period. % is calculated as Quantity/Base number*100

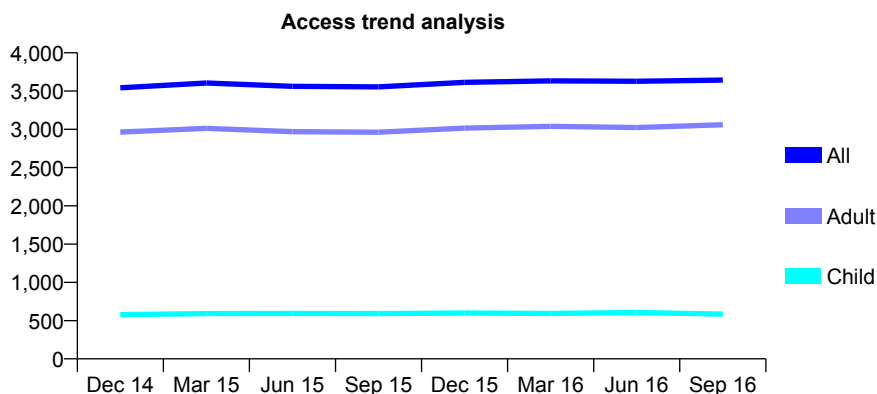
Q59 - Vital Signs At a Glance Contract Report for 724521/0001 - September 2016

Name or company name	MR PM BALDOCK
Contract type name	GDS Contract
Purpose of contract	General
Contract start date	01/04/2006
Contract end date	

16/17 Contracted general activity (UDA)	9,620
Carry forward general activity (UDA)	0
16/17 Contracted orthodontic activity (UOA)	0
Carry forward orthodontic activity (UOA)	0
Baseline contract value	£212,053.38

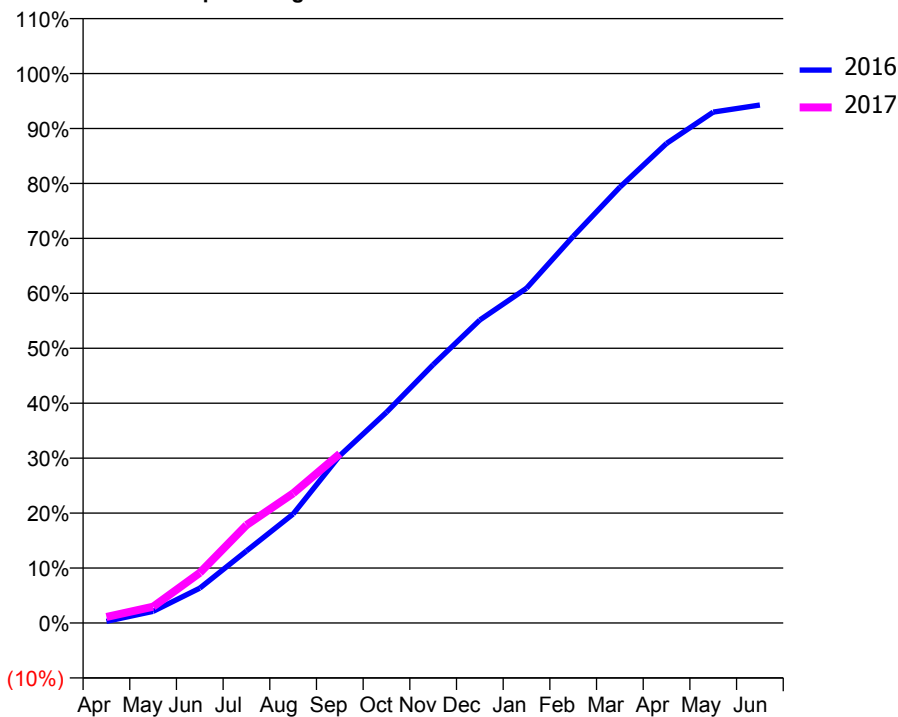
ACCESS*

Patients seen in 24 months	Total	Change since previous quarter
Quarter ending September 2015	3,554	
Quarter ending December 2015	3,614	→
Quarter ending March 2016	3,633	→
Quarter ending June 2016	3,628	→
Quarter ending September 2016	3,644	→
Variance since September 2015	2.5%	↑



ACTIVITY

Cumulative percentage of contracted UDA delivered 2016 & 2017



Month	Adjusted Scheduled Activity (UDA)	
	2016	2017
April	29	107
May	205	286
June	611	880
July	1,261	1,714
August	1,909	2,269
September	2,930	2,963
October	3,690	
November	4,523	
December	5,306	
January	5,861	
February	6,770	
March	7,631	
April	8,396	
May	8,945	
June	9,068	

QUALITY

	Quantity	Base Number	Contract	AT	Region	England
% of FP17s for the same patient ID Re-attending within 3 months - Children	16	456	3.5%	9.9%	12.0%	12.4%
% of FP17s for the same patient ID Re-attending within 3 months - Adults	307	2,410	12.7%	14.7%	15.9%	16.7%
% of FP17s for the same patient ID Re-attending between 3 & 9 months - Children	320	456	70.2%	61.1%	58.6%	57.4%
% of FP17s for the same patient ID Re-attending between 3 & 9 months - Adults	1,568	2,410	65.1%	53.6%	51.6%	50.5%
% of FP17s for Band 1 Urgent Courses	132	1,971	6.7%	7.3%	8.0%	9.1%
% of FP17s Relating to Free Repair or Replacements	14	1,971	0.7%	0.8%	0.8%	0.8%
% of FP17s Relating to Continuations	49	1,971	2.5%	1.3%	1.3%	1.3%
% of Patients satisfied with the dentistry they have received	21	22	95.5%	93.2%	93.1%	93.2%
% of Patients satisfied with the time they had to wait for an appointment	21	22	95.5%	89.8%	89.1%	89.0%

* This is based on patients treated on this contract for their most recent course of treatment. Figures in italics indicate the base number of FP17s or Patient Questionnaire responses are less than 100. N/A is shown where the base number of responses is less than 10 during the period. % is calculated as Quantity/Base number*100

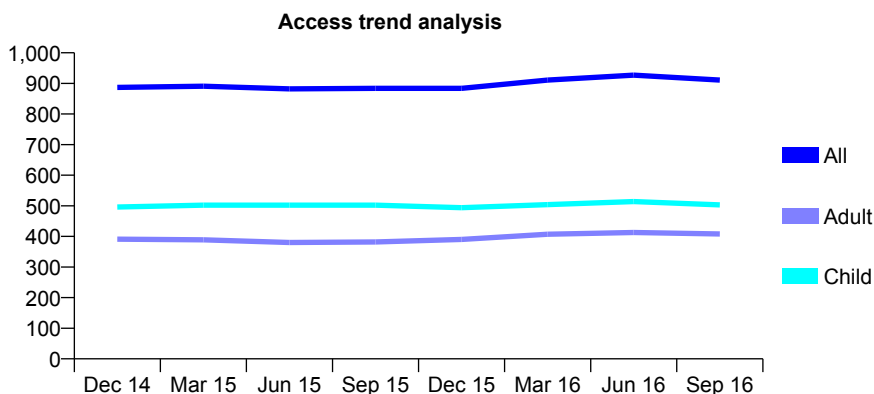
Q59 - Vital Signs At a Glance Contract Report for 736414/0001 - September 2016

Name or company name	MR G FOLDYS
Contract type name	GDS Contract
Purpose of contract	General
Contract start date	01/04/2006
Contract end date	

16/17 Contracted general activity (UDA)	1,900
Carry forward general activity (UDA)	-38
16/17 Contracted orthodontic activity (UOA)	0
Carry forward orthodontic activity (UOA)	0
Baseline contract value	£43,143.04

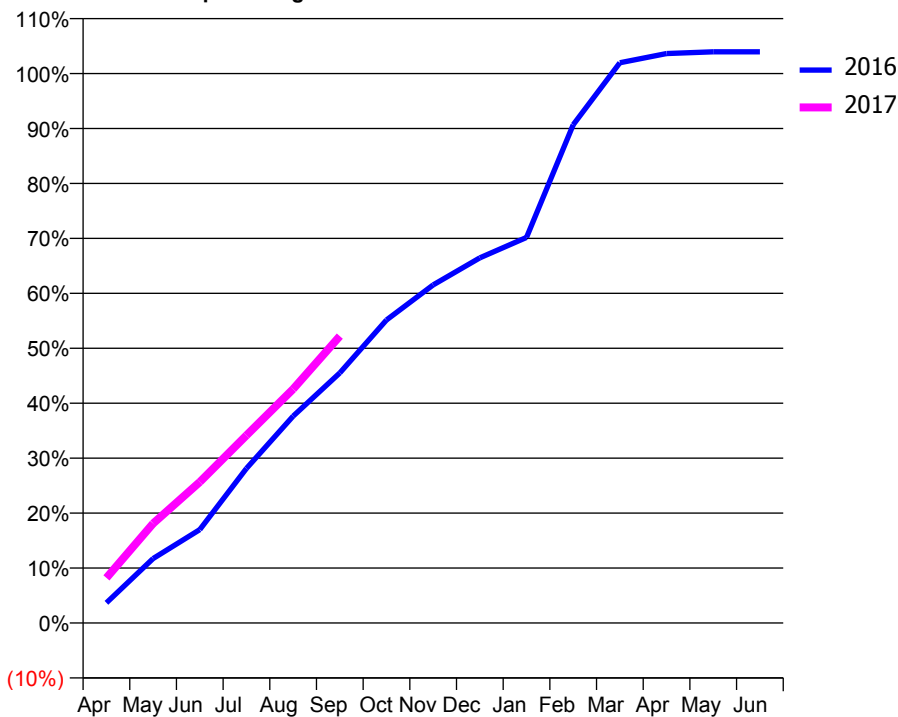
ACCESS*

Patients seen in 24 months	Total	Change since previous quarter
Quarter ending September 2015	884	
Quarter ending December 2015	884	→
Quarter ending March 2016	911	↑
Quarter ending June 2016	927	→
Quarter ending September 2016	911	↓
Variance since September 2015	3.1%	↑



ACTIVITY

Cumulative percentage of contracted UDA delivered 2016 & 2017



Adjusted Scheduled Activity (UDA)

Month	2016	2017
April	70	156
May	223	344
June	323	488
July	535	649
August	715	809
September	865	992
October	1,048	
November	1,169	
December	1,263	
January	1,333	
February	1,723	
March	1,937	
April	1,969	
May	1,975	
June	1,975	

QUALITY

	Quantity	Base Number	Contract	AT	Region	England
% of FP17s for the same patient ID Re-attending within 3 months - Children	23	346	6.6%	9.9%	12.0%	12.4%
% of FP17s for the same patient ID Re-attending within 3 months - Adults	48	240	20.0%	14.7%	15.9%	16.7%
% of FP17s for the same patient ID Re-attending between 3 & 9 months - Children	171	346	49.4%	61.1%	58.6%	57.4%
% of FP17s for the same patient ID Re-attending between 3 & 9 months - Adults	97	240	40.4%	53.6%	51.6%	50.5%
% of FP17s for Band 1 Urgent Courses	45	559	8.1%	7.3%	8.0%	9.1%
% of FP17s Relating to Free Repair or Replacements	0	559	0.0%	0.8%	0.8%	0.8%
% of FP17s Relating to Continuations	1	559	0.2%	1.3%	1.3%	1.3%
% of Patients satisfied with the dentistry they have received	0	0	N/A	93.2%	93.1%	93.2%
% of Patients satisfied with the time they had to wait for an appointment	0	0	N/A	89.8%	89.1%	89.0%

* This is based on patients treated on this contract for their most recent course of treatment. Figures in italics indicate the base number of FP17s or Patient Questionnaire responses are less than 100. N/A is shown where the base number of responses is less than 10 during the period. % is calculated as Quantity/Base number*100

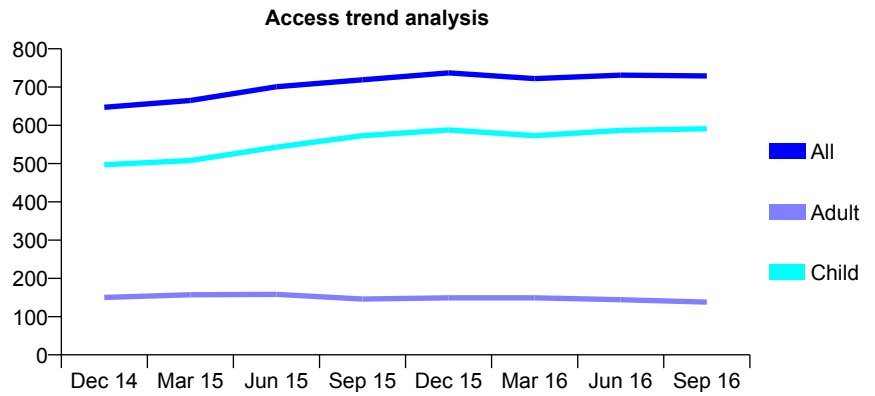
Q59 - Vital Signs At a Glance Contract Report for 746444/0001 - September 2016

Name or company name	MISS ES BUTTERS
Contract type name	GDS Contract
Purpose of contract	General
Contract start date	01/04/2006
Contract end date	

16/17 Contracted general activity (UDA)	1,500
Carry forward general activity (UDA)	-8
16/17 Contracted orthodontic activity (UOA)	0
Carry forward orthodontic activity (UOA)	0
Baseline contract value	£30,374.84

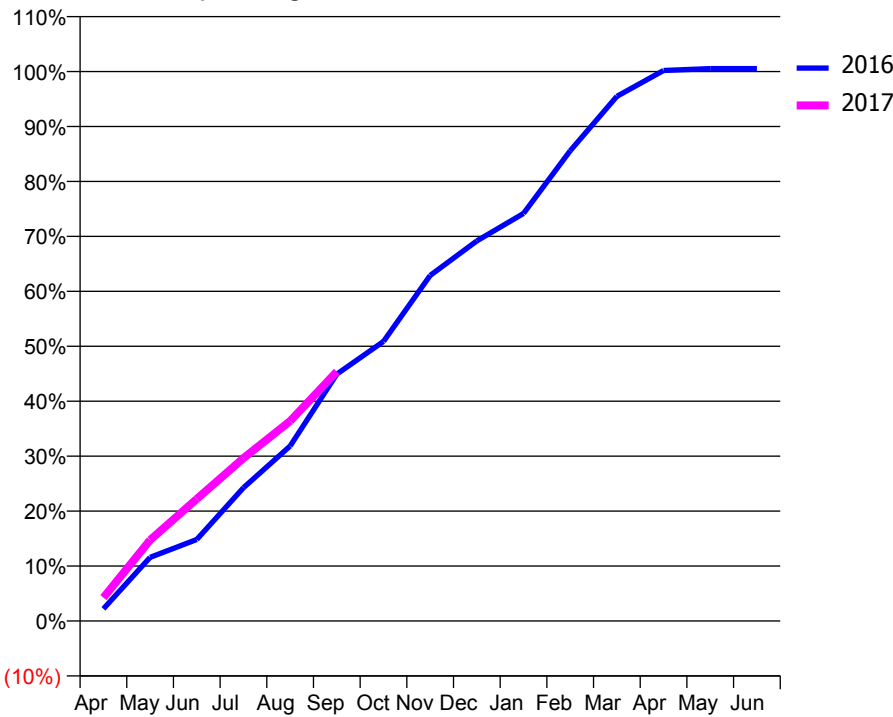
ACCESS*

Patients seen in 24 months	Total	Change since previous quarter
Quarter ending September 2015	719	
Quarter ending December 2015	737	↑
Quarter ending March 2016	722	↓
Quarter ending June 2016	731	→
Quarter ending September 2016	729	→
Variance since September 2015	1.4%	→



ACTIVITY

Cumulative percentage of contracted UDA delivered 2016 & 2017



Month	Adjusted Scheduled Activity (UDA)	
	2016	2017
April	33	64
May	174	221
June	223	333
July	364	445
August	478	546
September	674	681
October	763	
November	943	
December	1,038	
January	1,112	
February	1,284	
March	1,432	
April	1,503	
May	1,508	
June	1,508	

QUALITY

	Quantity	Base Number	Contract	AT	Region	England
% of FP17s for the same patient ID Re-attending within 3 months - Children	24	502	4.8%	9.9%	12.0%	12.4%
% of FP17s for the same patient ID Re-attending within 3 months - Adults	8	69	11.6%	14.7%	15.9%	16.7%
% of FP17s for the same patient ID Re-attending between 3 & 9 months - Children	356	502	70.9%	61.1%	58.6%	57.4%
% of FP17s for the same patient ID Re-attending between 3 & 9 months - Adults	50	69	72.5%	53.6%	51.6%	50.5%
% of FP17s for Band 1 Urgent Courses	19	510	3.7%	7.3%	8.0%	9.1%
% of FP17s Relating to Free Repair or Replacements	0	510	0.0%	0.8%	0.8%	0.8%
% of FP17s Relating to Continuations	1	510	0.2%	1.3%	1.3%	1.3%
% of Patients satisfied with the dentistry they have received	0	0	N/A	93.2%	93.1%	93.2%
% of Patients satisfied with the time they had to wait for an appointment	0	0	N/A	89.8%	89.1%	89.0%

* This is based on patients treated on this contract for their most recent course of treatment. Figures in italics indicate the base number of FP17s or Patient Questionnaire responses are less than 100. N/A is shown where the base number of responses is less than 10 during the period. % is calculated as Quantity/Base number*100

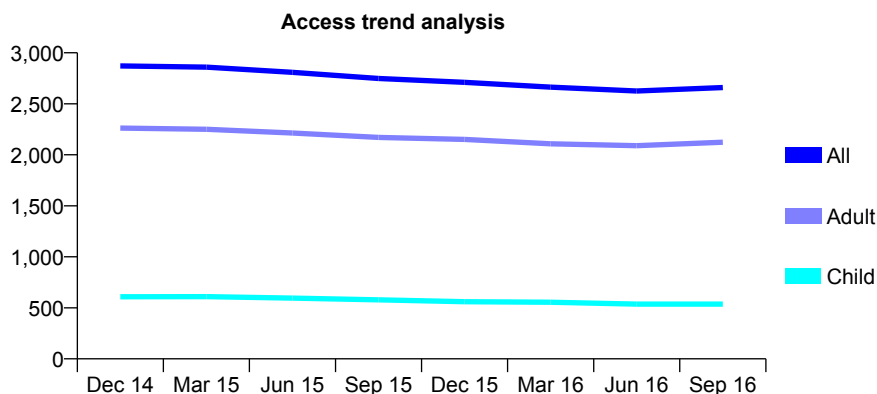
Q59 - Vital Signs At a Glance Contract Report for 749567/0001 - September 2016

Name or company name	MR M PATEL
Contract type name	GDS Contract
Purpose of contract	General
Contract start date	01/04/2006
Contract end date	

16/17 Contracted general activity (UDA)	8,017
Carry forward general activity (UDA)	-150
16/17 Contracted orthodontic activity (UOA)	0
Carry forward orthodontic activity (UOA)	0
Baseline contract value	£200,665.16

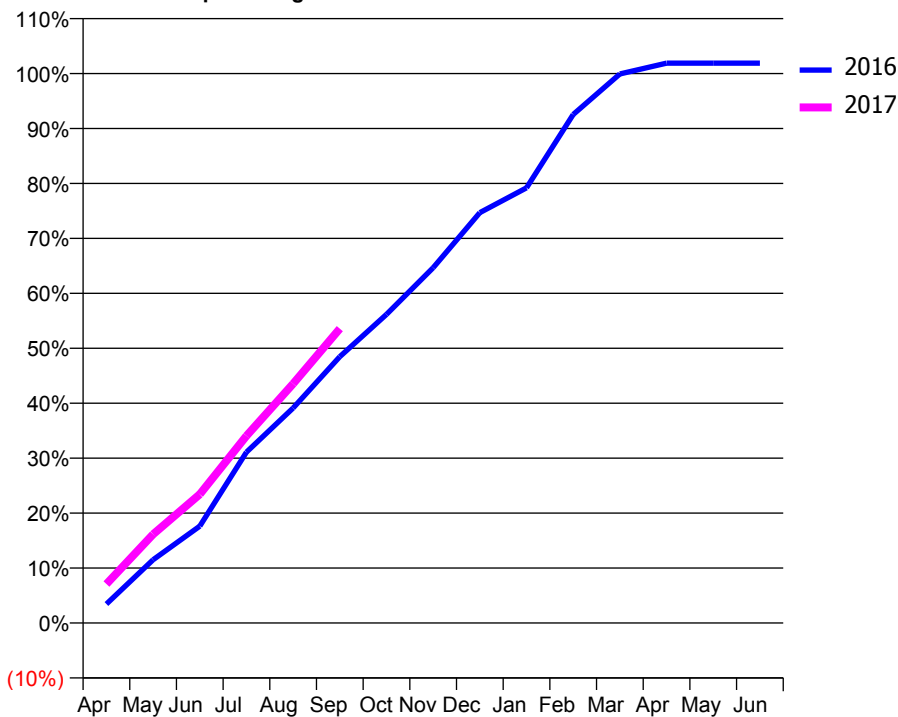
ACCESS*

Patients seen in 24 months	Total	Change since previous quarter
Quarter ending September 2015	2,749	
Quarter ending December 2015	2,711	↓
Quarter ending March 2016	2,663	↓
Quarter ending June 2016	2,626	↓
Quarter ending September 2016	2,659	→
Variance since September 2015	(3.3%)	↓



ACTIVITY

Cumulative percentage of contracted UDA delivered 2016 & 2017



Adjusted Scheduled Activity (UDA)

Month	2016	2017
April	278	568
May	924	1,294
June	1,414	1,878
July	2,492	2,731
August	3,138	3,491
September	3,886	4,295
October	4,503	
November	5,184	
December	5,986	
January	6,348	
February	7,419	
March	8,011	
April	8,167	
May	8,167	
June	8,167	

QUALITY

	Quantity	Base Number	Contract	AT	Region	England
% of FP17s for the same patient ID Re-attending within 3 months - Children	129	641	20.1%	9.9%	12.0%	12.4%
% of FP17s for the same patient ID Re-attending within 3 months - Adults	368	2,106	17.5%	14.7%	15.9%	16.7%
% of FP17s for the same patient ID Re-attending between 3 & 9 months - Children	392	641	61.2%	61.1%	58.6%	57.4%
% of FP17s for the same patient ID Re-attending between 3 & 9 months - Adults	1,437	2,106	68.2%	53.6%	51.6%	50.5%
% of FP17s for Band 1 Urgent Courses	23	2,671	0.9%	7.3%	8.0%	9.1%
% of FP17s Relating to Free Repair or Replacements	6	2,671	0.2%	0.8%	0.8%	0.8%
% of FP17s Relating to Continuations	9	2,671	0.3%	1.3%	1.3%	1.3%
% of Patients satisfied with the dentistry they have received	3	3	N/A	93.2%	93.1%	93.2%
% of Patients satisfied with the time they had to wait for an appointment	3	3	N/A	89.8%	89.1%	89.0%

* This is based on patients treated on this contract for their most recent course of treatment. Figures in italics indicate the base number of FP17s or Patient Questionnaire responses are less than 100. N/A is shown where the base number of responses is less than 10 during the period. % is calculated as Quantity/Base number*100

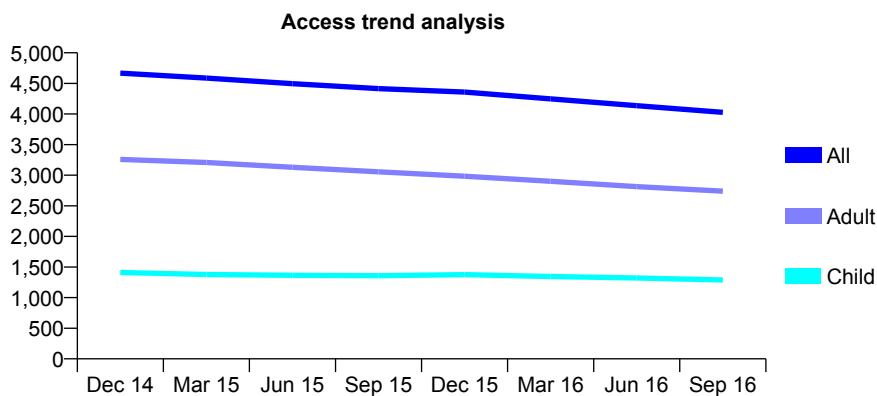
Q59 - Vital Signs At a Glance Contract Report for 750115/0001 - September 2016

Name or company name	MR H CHOTAI
Contract type name	GDS Contract
Purpose of contract	General
Contract start date	01/04/2006
Contract end date	

16/17 Contracted general activity (UDA)	9,039
Carry forward general activity (UDA)	0
16/17 Contracted orthodontic activity (UOA)	0
Carry forward orthodontic activity (UOA)	0
Baseline contract value	£205,993.00

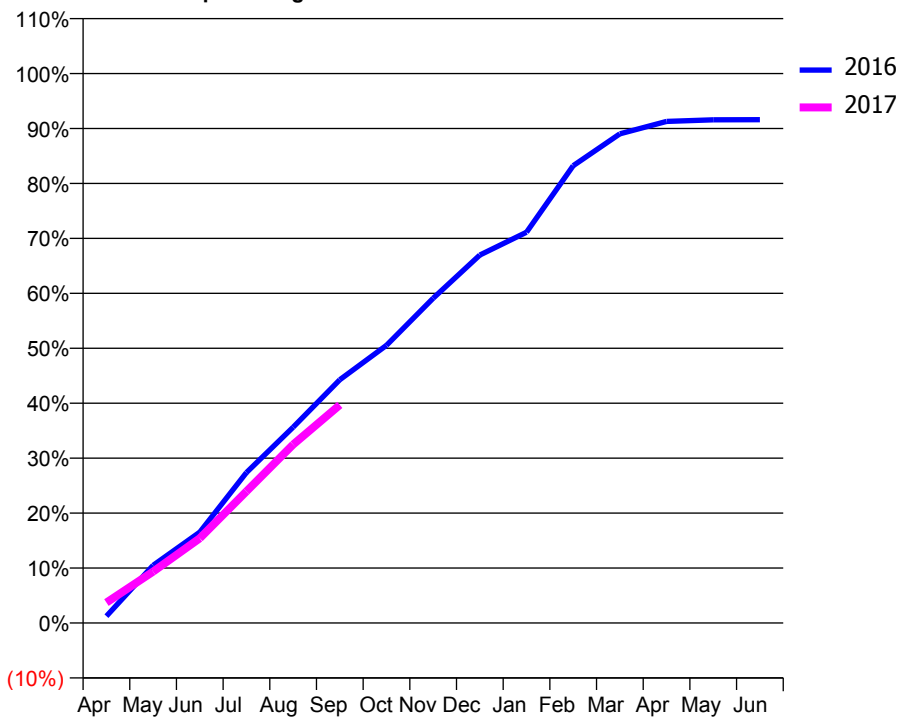
ACCESS*

Patients seen in 24 months	Total	Change since previous quarter
Quarter ending September 2015	4,414	
Quarter ending December 2015	4,359	↓
Quarter ending March 2016	4,247	↓
Quarter ending June 2016	4,136	↓
Quarter ending September 2016	4,028	↓
Variance since September 2015	(8.7%)	↓



ACTIVITY

Cumulative percentage of contracted UDA delivered 2016 & 2017



Month	Adjusted Scheduled Activity (UDA)	
	2016	2017
April	112	336
May	949	845
June	1,494	1,393
July	2,476	2,167
August	3,222	2,936
September	4,002	3,587
October	4,568	
November	5,343	
December	6,052	
January	6,429	
February	7,522	
March	8,046	
April	8,251	
May	8,277	
June	8,278	

QUALITY

	Quantity	Base Number	Contract	AT	Region	England
% of FP17s for the same patient ID Re-attending within 3 months - Children	91	1,005	9.1%	9.9%	12.0%	12.4%
% of FP17s for the same patient ID Re-attending within 3 months - Adults	213	1,852	11.5%	14.7%	15.9%	16.7%
% of FP17s for the same patient ID Re-attending between 3 & 9 months - Children	649	1,005	64.6%	61.1%	58.6%	57.4%
% of FP17s for the same patient ID Re-attending between 3 & 9 months - Adults	1,117	1,852	60.3%	53.6%	51.6%	50.5%
% of FP17s for Band 1 Urgent Courses	136	2,248	6.0%	7.3%	8.0%	9.1%
% of FP17s Relating to Free Repair or Replacements	8	2,248	0.4%	0.8%	0.8%	0.8%
% of FP17s Relating to Continuations	18	2,248	0.8%	1.3%	1.3%	1.3%
% of Patients satisfied with the dentistry they have received	6	6	N/A	93.2%	93.1%	93.2%
% of Patients satisfied with the time they had to wait for an appointment	5	6	N/A	89.8%	89.1%	89.0%

* This is based on patients treated on this contract for their most recent course of treatment. Figures in italics indicate the base number of FP17s or Patient Questionnaire responses are less than 100. N/A is shown where the base number of responses is less than 10 during the period. % is calculated as Quantity/Base number*100

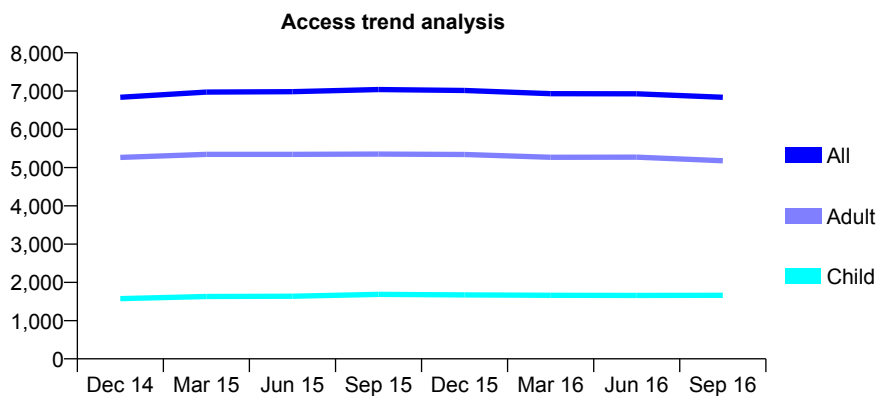
Q59 - Vital Signs At a Glance Contract Report for 751146/0001 - September 2016

Name or company name	MR MB VADHER
Contract type name	GDS Contract
Purpose of contract	General
Contract start date	01/04/2006
Contract end date	

16/17 Contracted general activity (UDA)	17,749
Carry forward general activity (UDA)	0
16/17 Contracted orthodontic activity (UOA)	0
Carry forward orthodontic activity (UOA)	0
Baseline contract value	£446,360.71

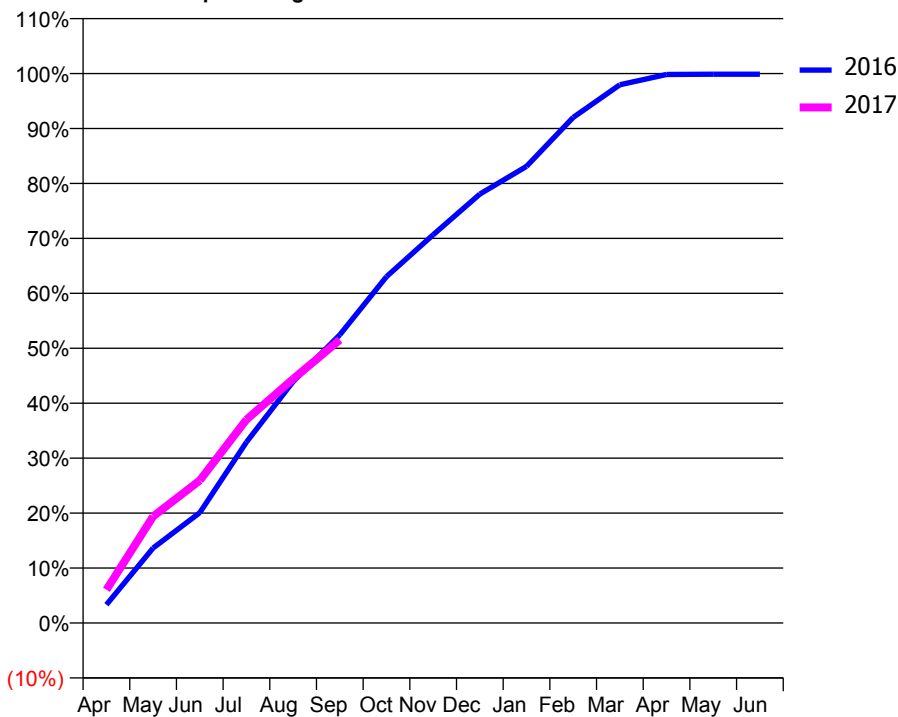
ACCESS*

Patients seen in 24 months	Total	Change since previous quarter
Quarter ending September 2015	7,038	
Quarter ending December 2015	7,014	→
Quarter ending March 2016	6,931	↓
Quarter ending June 2016	6,929	→
Quarter ending September 2016	6,839	↓
Variance since September 2015	(2.8%)	↓



ACTIVITY

Cumulative percentage of contracted UDA delivered 2016 & 2017



Month	Adjusted Scheduled Activity (UDA)	
	2016	2017
April	607	1,074
May	2,493	3,445
June	3,664	4,608
July	6,007	6,573
August	8,016	7,886
September	9,572	9,148
October	11,501	
November	12,892	
December	14,246	
January	15,165	
February	16,793	
March	17,874	
April	18,215	
May	18,225	
June	18,225	

QUALITY

	Quantity	Base Number	Contract	AT	Region	England
% of FP17s for the same patient ID Re-attending within 3 months - Children	33	1,021	3.2%	9.9%	12.0%	12.4%
% of FP17s for the same patient ID Re-attending within 3 months - Adults	214	2,852	7.5%	14.7%	15.9%	16.7%
% of FP17s for the same patient ID Re-attending between 3 & 9 months - Children	538	1,021	52.7%	61.1%	58.6%	57.4%
% of FP17s for the same patient ID Re-attending between 3 & 9 months - Adults	854	2,852	29.9%	53.6%	51.6%	50.5%
% of FP17s for Band 1 Urgent Courses	44	3,699	1.2%	7.3%	8.0%	9.1%
% of FP17s Relating to Free Repair or Replacements	11	3,699	0.3%	0.8%	0.8%	0.8%
% of FP17s Relating to Continuations	40	3,699	1.1%	1.3%	1.3%	1.3%
% of Patients satisfied with the dentistry they have received	5	6	N/A	93.2%	93.1%	93.2%
% of Patients satisfied with the time they had to wait for an appointment	6	6	N/A	89.8%	89.1%	89.0%

* This is based on patients treated on this contract for their most recent course of treatment. Figures in italics indicate the base number of FP17s or Patient Questionnaire responses are less than 100. N/A is shown where the base number of responses is less than 10 during the period. % is calculated as Quantity/Base number*100

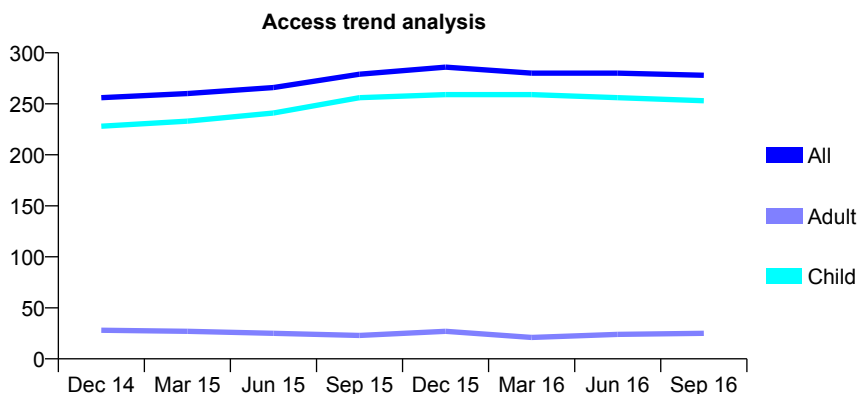
Q59 - Vital Signs At a Glance Contract Report for 752231/0001 - September 2016

Name or company name	MR AN SLEVIN
Contract type name	GDS Contract
Purpose of contract	General
Contract start date	01/04/2006
Contract end date	

16/17 Contracted general activity (UDA)	530
Carry forward general activity (UDA)	0
16/17 Contracted orthodontic activity (UOA)	0
Carry forward orthodontic activity (UOA)	0
Baseline contract value	£11,300.06

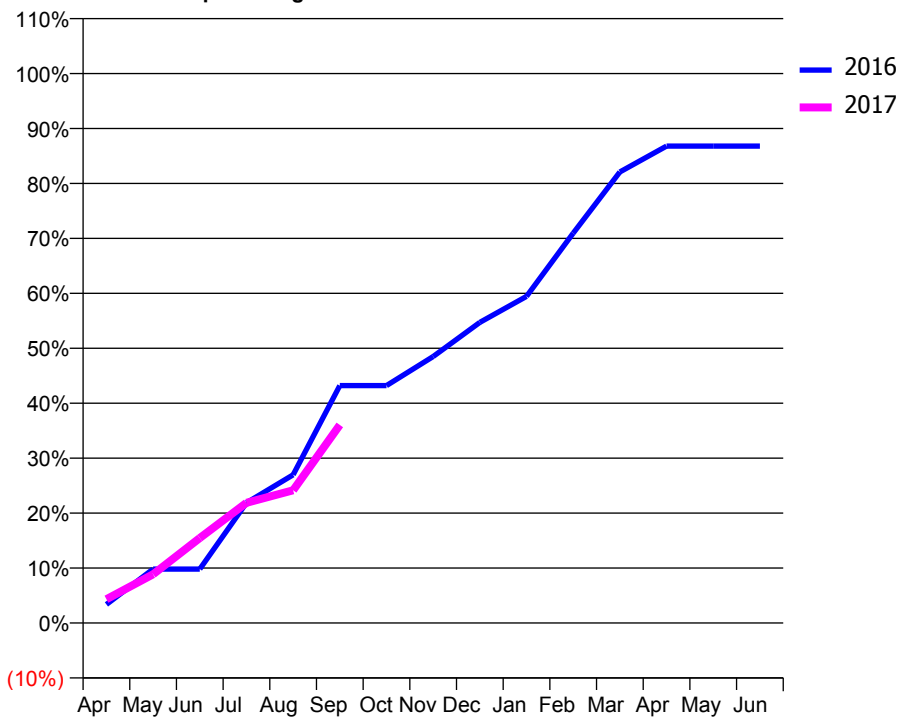
ACCESS*

Patients seen in 24 months	Total	Change since previous quarter
Quarter ending September 2015	279	
Quarter ending December 2015	286	↑
Quarter ending March 2016	280	↓
Quarter ending June 2016	280	→
Quarter ending September 2016	278	→
Variance since September 2015	(0.4%)	→



ACTIVITY

Cumulative percentage of contracted UDA delivered 2016 & 2017



Adjusted Scheduled Activity (UDA)

Month	2016	2017
April	18	23
May	52	47
June	52	82
July	116	116
August	143	128
September	229	191
October	229	
November	257	
December	290	
January	315	
February	376	
March	435	
April	460	
May	460	
June	460	

QUALITY

	Quantity	Base Number	Contract	AT	Region	England
% of FP17s for the same patient ID Re-attending within 3 months - Children	12	181	6.6%	9.9%	12.0%	12.4%
% of FP17s for the same patient ID Re-attending within 3 months - Adults	0	0	N/A	14.7%	15.9%	16.7%
% of FP17s for the same patient ID Re-attending between 3 & 9 months - Children	93	181	51.4%	61.1%	58.6%	57.4%
% of FP17s for the same patient ID Re-attending between 3 & 9 months - Adults	0	0	N/A	53.6%	51.6%	50.5%
% of FP17s for Band 1 Urgent Courses	0	157	0.0%	7.3%	8.0%	9.1%
% of FP17s Relating to Free Repair or Replacements	0	157	0.0%	0.8%	0.8%	0.8%
% of FP17s Relating to Continuations	0	157	0.0%	1.3%	1.3%	1.3%
% of Patients satisfied with the dentistry they have received	0	0	N/A	93.2%	93.1%	93.2%
% of Patients satisfied with the time they had to wait for an appointment	0	0	N/A	89.8%	89.1%	89.0%

* This is based on patients treated on this contract for their most recent course of treatment. Figures in italics indicate the base number of FP17s or Patient Questionnaire responses are less than 100. N/A is shown where the base number of responses is less than 10 during the period. % is calculated as Quantity/Base number*100

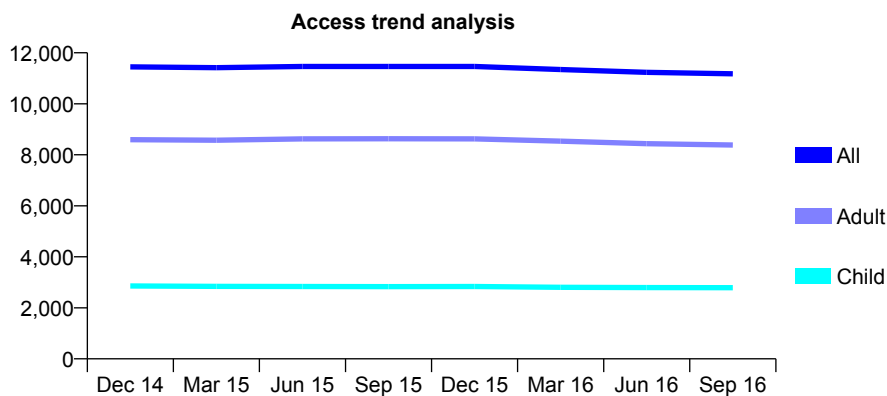
Q59 - Vital Signs At a Glance Contract Report for 763438/0001 - September 2016

Name or company name	MR M SALEEM
Contract type name	GDS Contract
Purpose of contract	General
Contract start date	01/04/2006
Contract end date	

16/17 Contracted general activity (UDA)	34,153
Carry forward general activity (UDA)	0
16/17 Contracted orthodontic activity (UOA)	0
Carry forward orthodontic activity (UOA)	0
Baseline contract value	£752,824.48

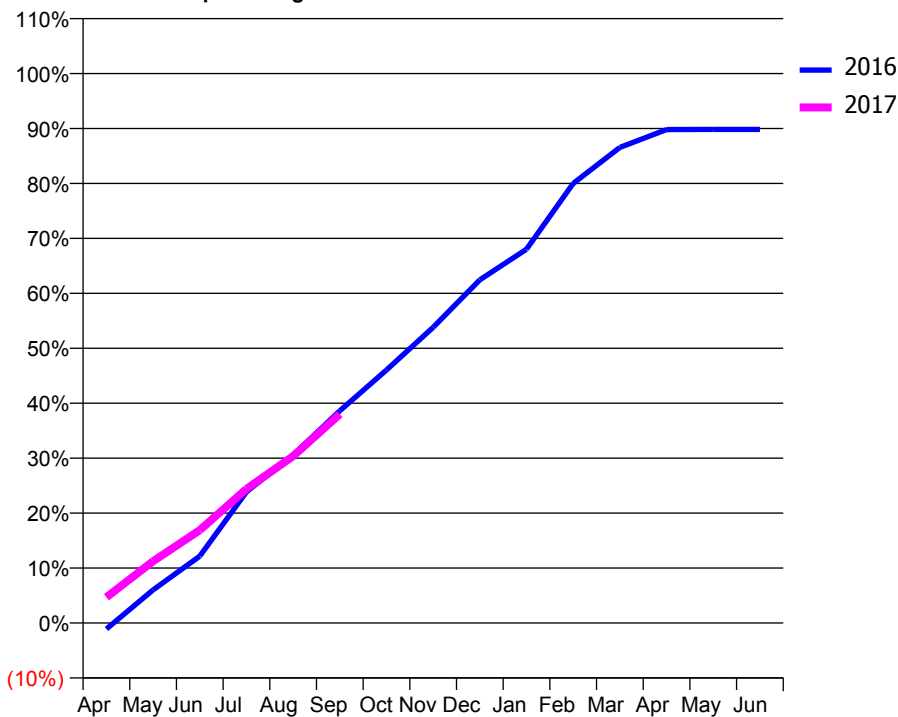
ACCESS*

Patients seen in 24 months	Total	Change since previous quarter
Quarter ending September 2015	11,464	
Quarter ending December 2015	11,465	→
Quarter ending March 2016	11,344	↓
Quarter ending June 2016	11,235	→
Quarter ending September 2016	11,175	→
Variance since September 2015	(2.5%)	↓



ACTIVITY

Cumulative percentage of contracted UDA delivered 2016 & 2017



Adjusted Scheduled Activity (UDA)

Month	2016	2017
April	-376	1,603
May	2,060	3,844
June	4,158	5,773
July	8,151	8,333
August	10,446	10,374
September	13,192	12,983
October	15,729	
November	18,382	
December	21,330	
January	23,236	
February	27,325	
March	29,561	
April	30,665	
May	30,680	
June	30,678	

QUALITY

	Quantity	Base Number	Contract	AT	Region	England
% of FP17s for the same patient ID Re-attending within 3 months - Children	88	1,971	4.5%	9.9%	12.0%	12.4%
% of FP17s for the same patient ID Re-attending within 3 months - Adults	939	6,629	14.2%	14.7%	15.9%	16.7%
% of FP17s for the same patient ID Re-attending between 3 & 9 months - Children	1,259	1,971	63.9%	61.1%	58.6%	57.4%
% of FP17s for the same patient ID Re-attending between 3 & 9 months - Adults	4,270	6,629	64.4%	53.6%	51.6%	50.5%
% of FP17s for Band 1 Urgent Courses	669	7,957	8.4%	7.3%	8.0%	9.1%
% of FP17s Relating to Free Repair or Replacements	82	7,957	1.0%	0.8%	0.8%	0.8%
% of FP17s Relating to Continuations	12	7,957	0.2%	1.3%	1.3%	1.3%
% of Patients satisfied with the dentistry they have received	13	15	86.7%	93.2%	93.1%	93.2%
% of Patients satisfied with the time they had to wait for an appointment	14	15	93.3%	89.8%	89.1%	89.0%

* This is based on patients treated on this contract for their most recent course of treatment. Figures in italics indicate the base number of FP17s or Patient Questionnaire responses are less than 100. N/A is shown where the base number of responses is less than 10 during the period. % is calculated as Quantity/Base number*100

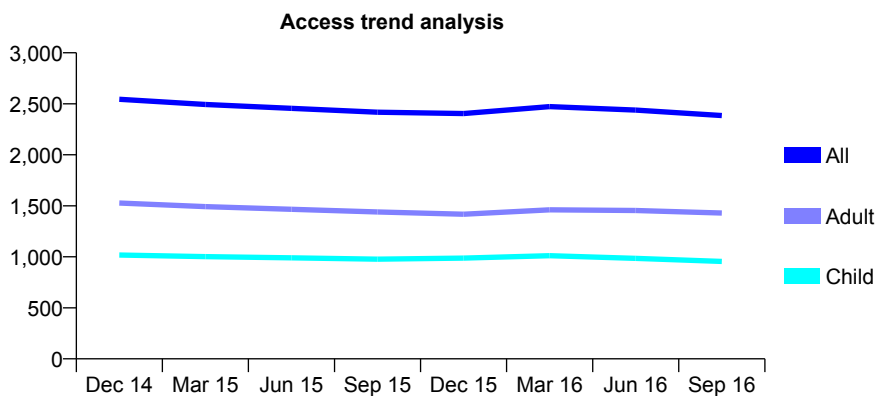
Q59 - Vital Signs At a Glance Contract Report for 764817/0001 - September 2016

Name or company name	MISS A GOHIL
Contract type name	GDS Contract
Purpose of contract	General
Contract start date	01/09/2008
Contract end date	

16/17 Contracted general activity (UDA)	8,985
Carry forward general activity (UDA)	272
16/17 Contracted orthodontic activity (UOA)	0
Carry forward orthodontic activity (UOA)	0
Baseline contract value	£189,054.30

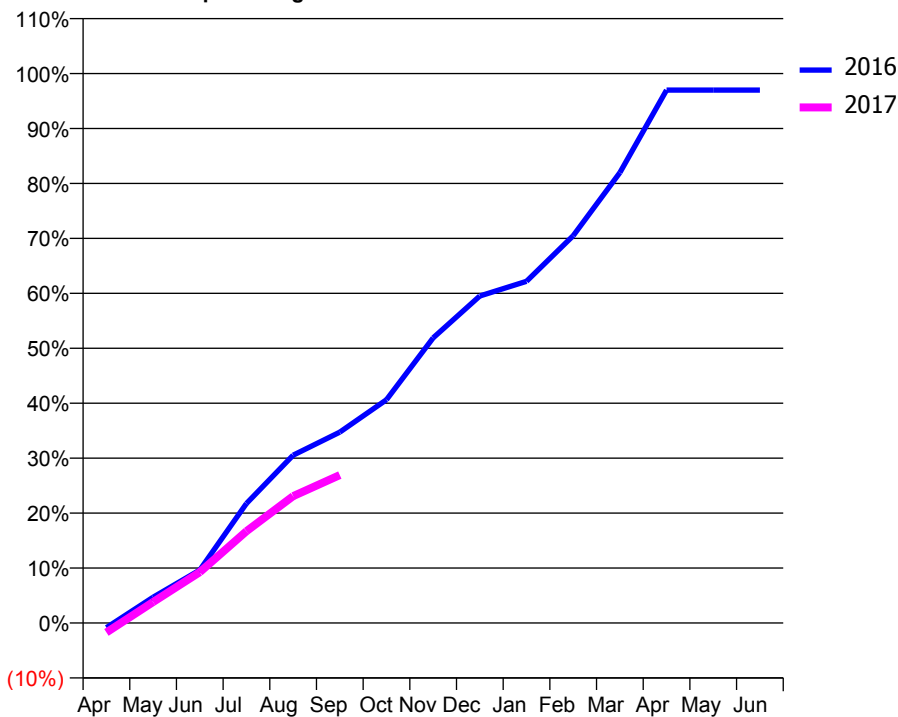
ACCESS*

Patients seen in 24 months	Total	Change since previous quarter
Quarter ending September 2015	2,417	
Quarter ending December 2015	2,404	→
Quarter ending March 2016	2,472	↑
Quarter ending June 2016	2,439	↓
Quarter ending September 2016	2,385	↓
Variance since September 2015	(1.3%)	↓



ACTIVITY

Cumulative percentage of contracted UDA delivered 2016 & 2017



Month	Adjusted Scheduled Activity (UDA)	
	2016	2017
April	-78	-156
May	422	342
June	866	832
July	1,955	1,500
August	2,744	2,074
September	3,121	2,420
October	3,650	
November	4,662	
December	5,348	
January	5,586	
February	6,333	
March	7,364	
April	8,713	
May	8,713	
June	8,713	

QUALITY

	Quantity	Base Number	Contract	AT	Region	England
% of FP17s for the same patient ID Re-attending within 3 months - Children	67	651	10.3%	9.9%	12.0%	12.4%
% of FP17s for the same patient ID Re-attending within 3 months - Adults	203	952	21.3%	14.7%	15.9%	16.7%
% of FP17s for the same patient ID Re-attending between 3 & 9 months - Children	405	651	62.2%	61.1%	58.6%	57.4%
% of FP17s for the same patient ID Re-attending between 3 & 9 months - Adults	459	952	48.2%	53.6%	51.6%	50.5%
% of FP17s for Band 1 Urgent Courses	134	1,235	10.9%	7.3%	8.0%	9.1%
% of FP17s Relating to Free Repair or Replacements	6	1,235	0.5%	0.8%	0.8%	0.8%
% of FP17s Relating to Continuations	5	1,235	0.4%	1.3%	1.3%	1.3%
% of Patients satisfied with the dentistry they have received	5	7	N/A	93.2%	93.1%	93.2%
% of Patients satisfied with the time they had to wait for an appointment	5	7	N/A	89.8%	89.1%	89.0%

* This is based on patients treated on this contract for their most recent course of treatment. Figures in italics indicate the base number of FP17s or Patient Questionnaire responses are less than 100. N/A is shown where the base number of responses is less than 10 during the period. % is calculated as Quantity/Base number*100

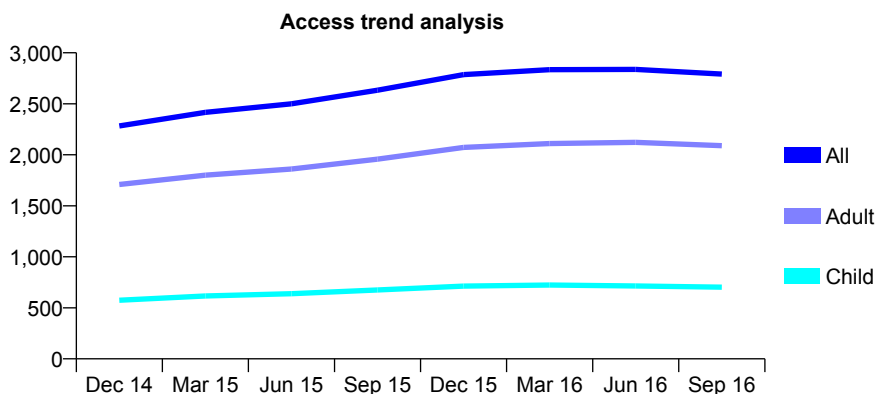
Q59 - Vital Signs At a Glance Contract Report for 766275/0001 - September 2016

Name or company name	MR CV MARU
Contract type name	GDS Contract
Purpose of contract	General
Contract start date	01/04/2006
Contract end date	

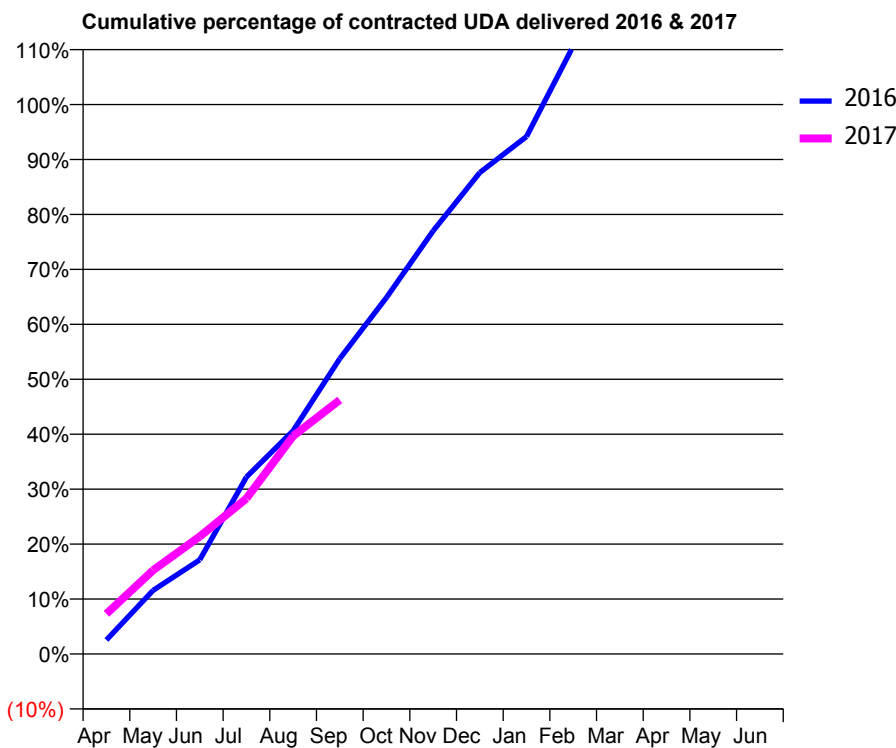
16/17 Contracted general activity (UDA)	5,414
Carry forward general activity (UDA)	-108
16/17 Contracted orthodontic activity (UOA)	0
Carry forward orthodontic activity (UOA)	0
Baseline contract value	£149,556.78

ACCESS*

Patients seen in 24 months	Total	Change since previous quarter
Quarter ending September 2015	2,633	
Quarter ending December 2015	2,786	↑
Quarter ending March 2016	2,835	→
Quarter ending June 2016	2,837	→
Quarter ending September 2016	2,791	↓
Variance since September 2015	6.0%	↑



ACTIVITY



Month	Adjusted Scheduled Activity (UDA)	
	2016	2017
April	138	396
May	628	826
June	929	1,158
July	1,744	1,533
August	2,200	2,148
September	2,911	2,503
October	3,513	
November	4,169	
December	4,743	
January	5,098	
February	5,988	
March	6,559	
April	6,784	
May	6,777	
June	6,777	

QUALITY

	Quantity	Base Number	Contract	AT	Region	England
% of FP17s for the same patient ID Re-attending within 3 months - Children	36	503	7.2%	9.9%	12.0%	12.4%
% of FP17s for the same patient ID Re-attending within 3 months - Adults	160	1,478	10.8%	14.7%	15.9%	16.7%
% of FP17s for the same patient ID Re-attending between 3 & 9 months - Children	316	503	62.8%	61.1%	58.6%	57.4%
% of FP17s for the same patient ID Re-attending between 3 & 9 months - Adults	961	1,478	65.0%	53.6%	51.6%	50.5%
% of FP17s for Band 1 Urgent Courses	80	1,239	6.5%	7.3%	8.0%	9.1%
% of FP17s Relating to Free Repair or Replacements	1	1,239	0.1%	0.8%	0.8%	0.8%
% of FP17s Relating to Continuations	1	1,239	0.1%	1.3%	1.3%	1.3%
% of Patients satisfied with the dentistry they have received	3	3	N/A	93.2%	93.1%	93.2%
% of Patients satisfied with the time they had to wait for an appointment	3	3	N/A	89.8%	89.1%	89.0%

* This is based on patients treated on this contract for their most recent course of treatment. Figures in italics indicate the base number of FP17s or Patient Questionnaire responses are less than 100. N/A is shown where the base number of responses is less than 10 during the period. % is calculated as Quantity/Base number*100

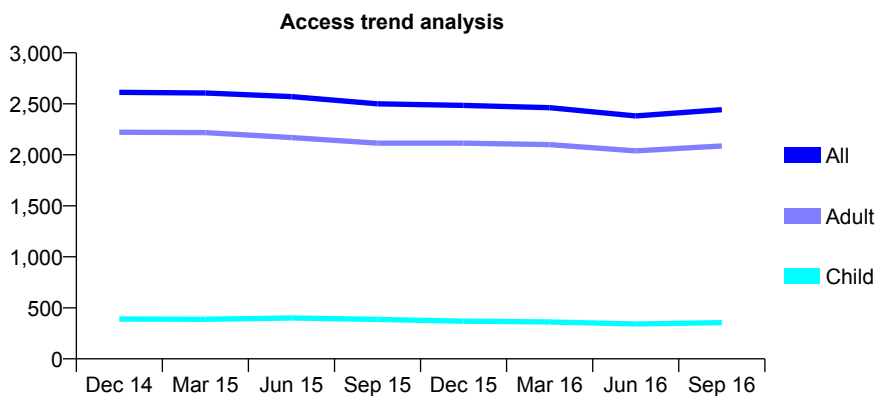
Q59 - Vital Signs At a Glance Contract Report for 774677/0001 - September 2016

Name or company name	Mrs C Patel
Contract type name	GDS Contract
Purpose of contract	General
Contract start date	01/04/2006
Contract end date	

16/17 Contracted general activity (UDA)	7,072
Carry forward general activity (UDA)	164
16/17 Contracted orthodontic activity (UOA)	0
Carry forward orthodontic activity (UOA)	0
Baseline contract value	£125,597.48

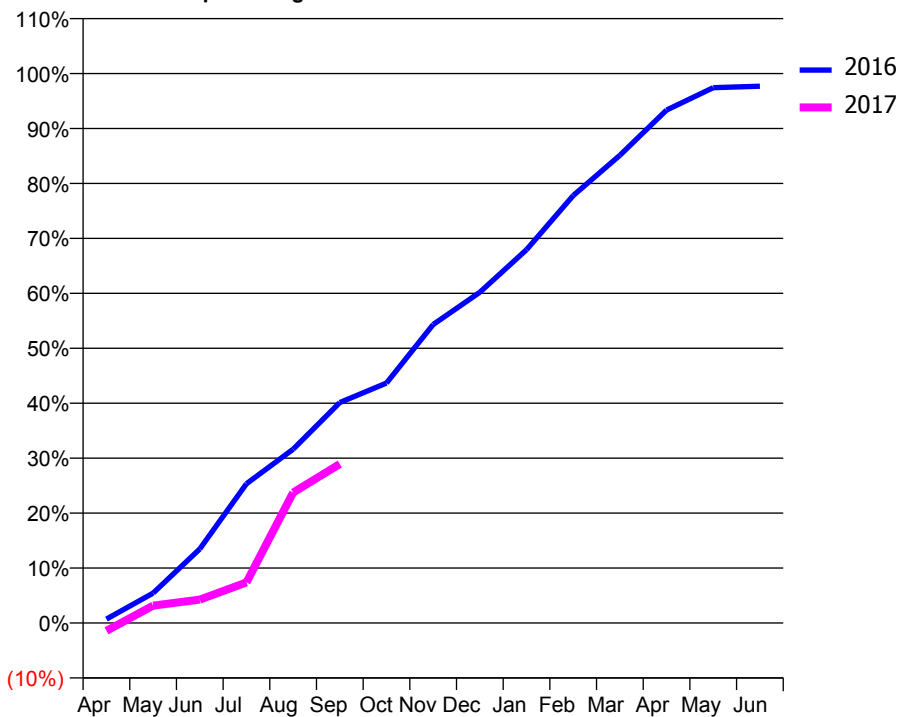
ACCESS*

Patients seen in 24 months	Total	Change since previous quarter
Quarter ending September 2015	2,500	
Quarter ending December 2015	2,484	→
Quarter ending March 2016	2,462	→
Quarter ending June 2016	2,381	↓
Quarter ending September 2016	2,442	↑
Variance since September 2015	(2.3%)	↓



ACTIVITY

Cumulative percentage of contracted UDA delivered 2016 & 2017



Month	Adjusted Scheduled Activity (UDA)	
	2016	2017
April	51	-102
May	385	225
June	954	301
July	1,793	523
August	2,237	1,680
September	2,838	2,047
October	3,088	
November	3,841	
December	4,257	
January	4,804	
February	5,502	
March	6,019	
April	6,601	
May	6,890	
June	6,908	

QUALITY

	Quantity	Base Number	Contract	AT	Region	England
% of FP17s for the same patient ID Re-attending within 3 months - Children	10	171	5.8%	9.9%	12.0%	12.4%
% of FP17s for the same patient ID Re-attending within 3 months - Adults	115	1,019	11.3%	14.7%	15.9%	16.7%
% of FP17s for the same patient ID Re-attending between 3 & 9 months - Children	56	171	32.7%	61.1%	58.6%	57.4%
% of FP17s for the same patient ID Re-attending between 3 & 9 months - Adults	412	1,019	40.4%	53.6%	51.6%	50.5%
% of FP17s for Band 1 Urgent Courses	56	935	6.0%	7.3%	8.0%	9.1%
% of FP17s Relating to Free Repair or Replacements	16	935	1.7%	0.8%	0.8%	0.8%
% of FP17s Relating to Continuations	14	935	1.5%	1.3%	1.3%	1.3%
% of Patients satisfied with the dentistry they have received	0	0	N/A	93.2%	93.1%	93.2%
% of Patients satisfied with the time they had to wait for an appointment	0	0	N/A	89.8%	89.1%	89.0%

* This is based on patients treated on this contract for their most recent course of treatment. Figures in italics indicate the base number of FP17s or Patient Questionnaire responses are less than 100. N/A is shown where the base number of responses is less than 10 during the period. % is calculated as Quantity/Base number*100

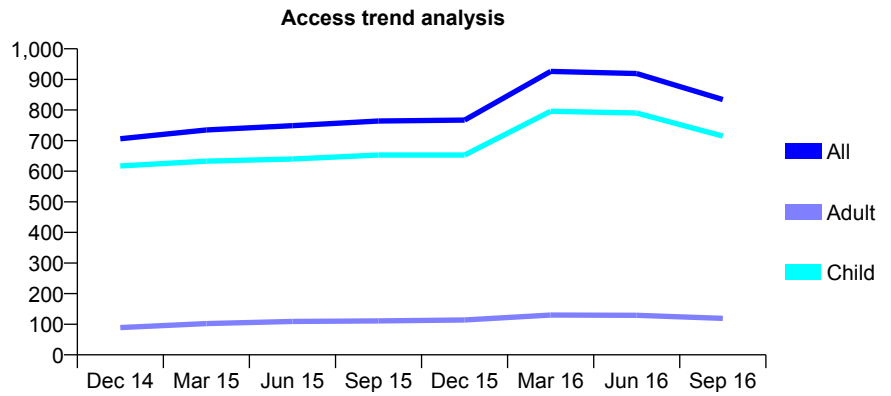
Q59 - Vital Signs At a Glance Contract Report for 787930/0001 - September 2016

Name or company name	MISS G DENTITH
Contract type name	GDS Contract
Purpose of contract	General
Contract start date	02/08/2013
Contract end date	

16/17 Contracted general activity (UDA)	2,400
Carry forward general activity (UDA)	55
16/17 Contracted orthodontic activity (UOA)	0
Carry forward orthodontic activity (UOA)	0
Baseline contract value	£86,843.75

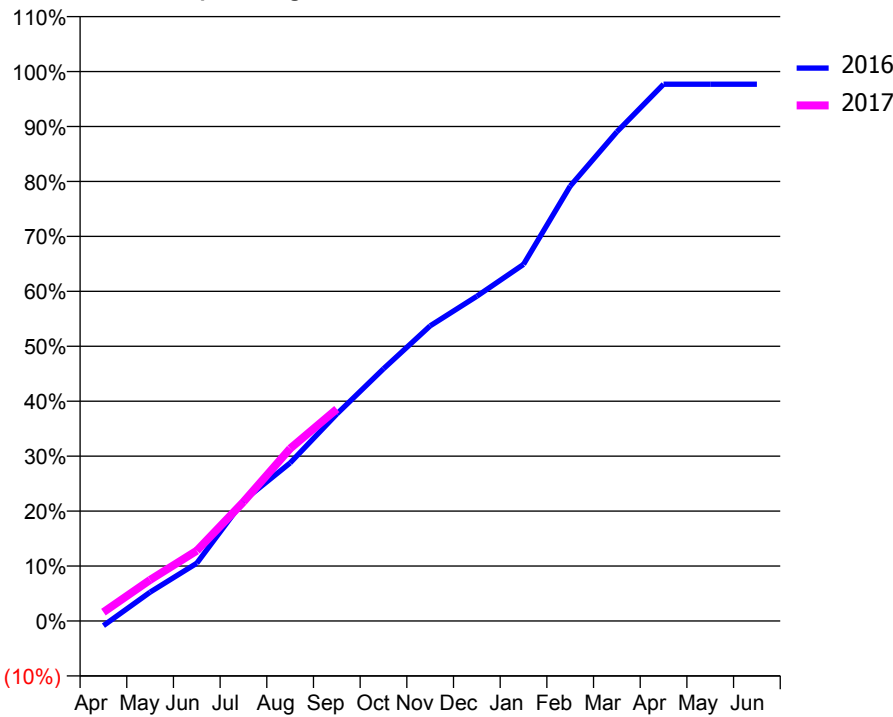
ACCESS*

Patients seen in 24 months	Total	Change since previous quarter
Quarter ending September 2015	764	
Quarter ending December 2015	767	→
Quarter ending March 2016	926	↑
Quarter ending June 2016	919	→
Quarter ending September 2016	834	↓
Variance since September 2015	9.2%	↑



ACTIVITY

Cumulative percentage of contracted UDA delivered 2016 & 2017



Month	Adjusted Scheduled Activity (UDA)	
	2016	2017
April	-21	39
May	126	180
June	253	307
July	526	521
August	690	753
September	904	926
October	1,101	
November	1,289	
December	1,418	
January	1,557	
February	1,900	
March	2,136	
April	2,345	
May	2,345	
June	2,345	

QUALITY

	Quantity	Base Number	Contract	AT	Region	England
% of FP17s for the same patient ID Re-attending within 3 months - Children	32	637	5.0%	9.9%	12.0%	12.4%
% of FP17s for the same patient ID Re-attending within 3 months - Adults	3	48	6.3%	14.7%	15.9%	16.7%
% of FP17s for the same patient ID Re-attending between 3 & 9 months - Children	404	637	63.4%	61.1%	58.6%	57.4%
% of FP17s for the same patient ID Re-attending between 3 & 9 months - Adults	33	48	68.8%	53.6%	51.6%	50.5%
% of FP17s for Band 1 Urgent Courses	29	568	5.1%	7.3%	8.0%	9.1%
% of FP17s Relating to Free Repair or Replacements	0	568	0.0%	0.8%	0.8%	0.8%
% of FP17s Relating to Continuations	0	568	0.0%	1.3%	1.3%	1.3%
% of Patients satisfied with the dentistry they have received	0	0	N/A	93.2%	93.1%	93.2%
% of Patients satisfied with the time they had to wait for an appointment	0	0	N/A	89.8%	89.1%	89.0%

* This is based on patients treated on this contract for their most recent course of treatment. Figures in italics indicate the base number of FP17s or Patient Questionnaire responses are less than 100. N/A is shown where the base number of responses is less than 10 during the period. % is calculated as Quantity/Base number*100

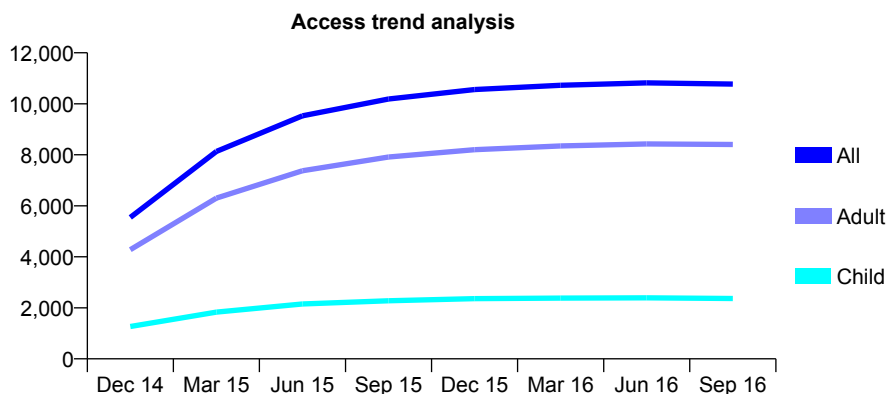
Q59 - Vital Signs At a Glance Contract Report for 796964/0002 - September 2016

Name or company name	MR A SMITH
Contract type name	GDS Contract
Purpose of contract	General and Orthodontic
Contract start date	01/08/2014
Contract end date	

16/17 Contracted general activity (UDA)	33,500
Carry forward general activity (UDA)	-481
16/17 Contracted orthodontic activity (UOA)	707
Carry forward orthodontic activity (UOA)	0
Baseline contract value	£934,794.16

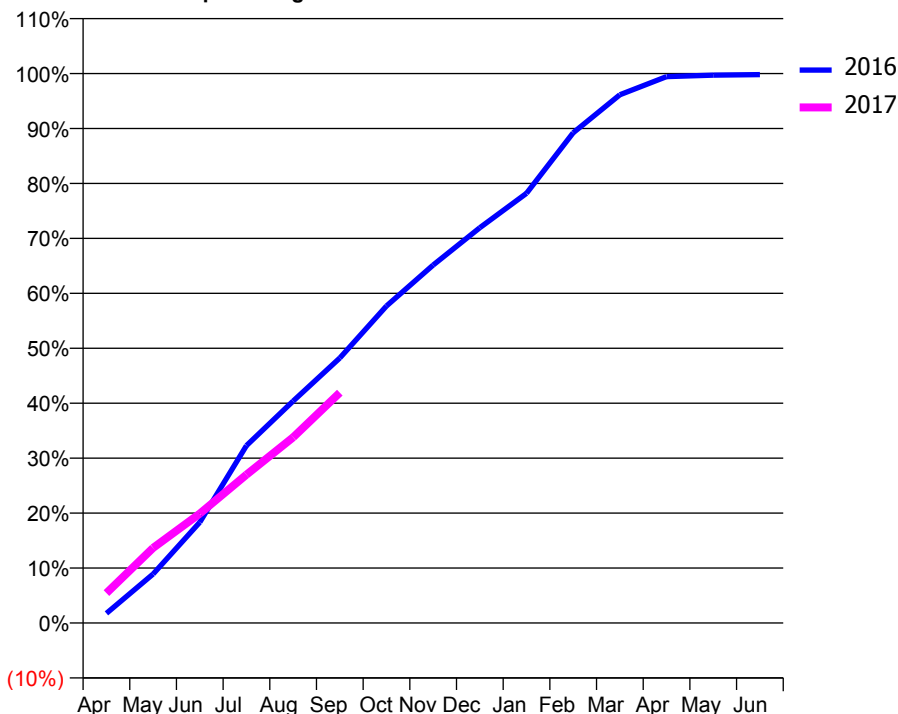
ACCESS*

Patients seen in 24 months	Total	Change since previous quarter
Quarter ending September 2015	10,190	
Quarter ending December 2015	10,560	↑
Quarter ending March 2016	10,729	→
Quarter ending June 2016	10,820	→
Quarter ending September 2016	10,773	→
Variance since September 2015	5.7%	↑



ACTIVITY

Cumulative percentage of contracted UDA delivered 2016 & 2017



Month	Adjusted Scheduled Activity (UDA)	
	2016	2017
April	588	1,821
May	2,987	4,582
June	6,141	6,668
July	10,820	9,043
August	13,530	11,317
September	16,155	14,042
October	19,327	
November	21,823	
December	24,098	
January	26,195	
February	29,887	
March	32,206	
April	33,314	
May	33,403	
June	33,432	

QUALITY

	Quantity	Base Number	Contract	AT	Region	England
% of FP17s for the same patient ID Re-attending within 3 months - Children	137	1,908	7.2%	9.9%	12.0%	12.4%
% of FP17s for the same patient ID Re-attending within 3 months - Adults	961	6,338	15.2%	14.7%	15.9%	16.7%
% of FP17s for the same patient ID Re-attending between 3 & 9 months - Children	1,196	1,908	62.7%	61.1%	58.6%	57.4%
% of FP17s for the same patient ID Re-attending between 3 & 9 months - Adults	3,958	6,338	62.4%	53.6%	51.6%	50.5%
% of FP17s for Band 1 Urgent Courses	434	7,569	5.7%	7.3%	8.0%	9.1%
% of FP17s Relating to Free Repair or Replacements	242	7,569	3.2%	0.8%	0.8%	0.8%
% of FP17s Relating to Continuations	149	7,569	2.0%	1.3%	1.3%	1.3%
% of Patients satisfied with the dentistry they have received	10	10	100.0%	93.2%	93.1%	93.2%
% of Patients satisfied with the time they had to wait for an appointment	8	10	80.0%	89.8%	89.1%	89.0%

* This is based on patients treated on this contract for their most recent course of treatment. Figures in italics indicate the base number of FP17s or Patient Questionnaire responses are less than 100. N/A is shown where the base number of responses is less than 10 during the period. % is calculated as Quantity/Base number*100

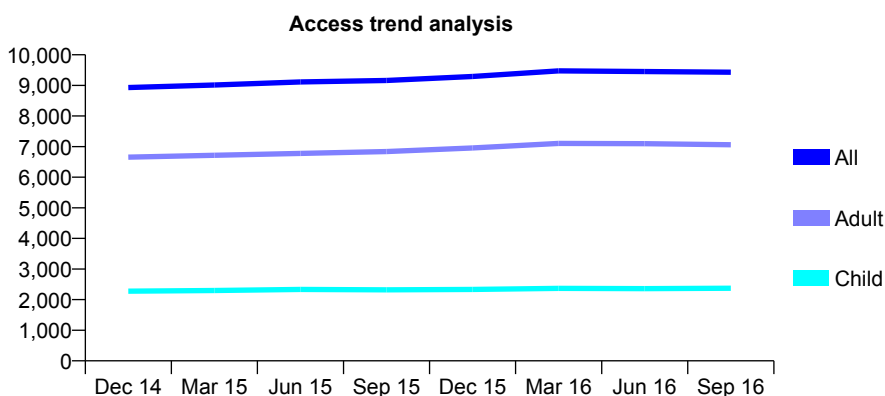
Q59 - Vital Signs At a Glance Contract Report for 810886/0001 - September 2016

Name or company name	MR JF WANSTALL
Contract type name	GDS Contract
Purpose of contract	General
Contract start date	01/04/2006
Contract end date	

16/17 Contracted general activity (UDA)	25,717
Carry forward general activity (UDA)	-3
16/17 Contracted orthodontic activity (UOA)	0
Carry forward orthodontic activity (UOA)	0
Baseline contract value	£556,865.83

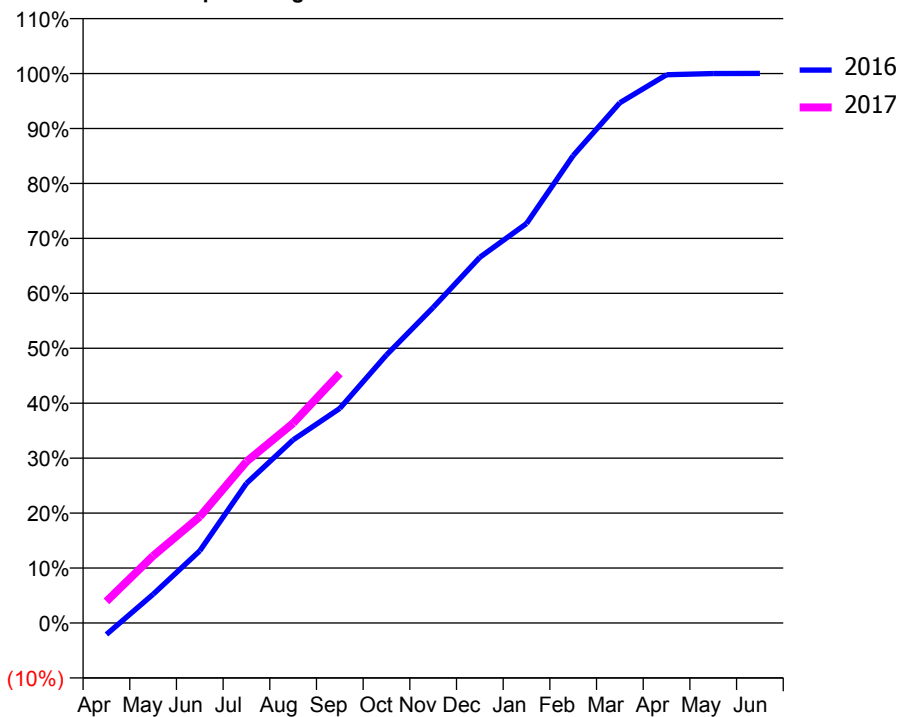
ACCESS*

Patients seen in 24 months	Total	Change since previous quarter
Quarter ending September 2015	9,160	
Quarter ending December 2015	9,292	→
Quarter ending March 2016	9,475	→
Quarter ending June 2016	9,454	→
Quarter ending September 2016	9,432	→
Variance since September 2015	3.0%	↑



ACTIVITY

Cumulative percentage of contracted UDA delivered 2016 & 2017



Month	Adjusted Scheduled Activity (UDA)	
	2016	2017
April	-539	1,013
May	1,344	3,142
June	3,377	4,976
July	6,539	7,554
August	8,571	9,354
September	10,044	11,680
October	12,549	
November	14,771	
December	17,116	
January	18,693	
February	21,877	
March	24,346	
April	25,657	
May	25,715	
June	25,720	

QUALITY

	Quantity	Base Number	Contract	AT	Region	England
% of FP17s for the same patient ID Re-attending within 3 months - Children	113	1,909	5.9%	9.9%	12.0%	12.4%
% of FP17s for the same patient ID Re-attending within 3 months - Adults	744	5,350	13.9%	14.7%	15.9%	16.7%
% of FP17s for the same patient ID Re-attending between 3 & 9 months - Children	1,230	1,909	64.4%	61.1%	58.6%	57.4%
% of FP17s for the same patient ID Re-attending between 3 & 9 months - Adults	3,333	5,350	62.3%	53.6%	51.6%	50.5%
% of FP17s for Band 1 Urgent Courses	407	6,261	6.5%	7.3%	8.0%	9.1%
% of FP17s Relating to Free Repair or Replacements	47	6,261	0.8%	0.8%	0.8%	0.8%
% of FP17s Relating to Continuations	63	6,261	1.0%	1.3%	1.3%	1.3%
% of Patients satisfied with the dentistry they have received	14	16	87.5%	93.2%	93.1%	93.2%
% of Patients satisfied with the time they had to wait for an appointment	15	16	93.8%	89.8%	89.1%	89.0%

* This is based on patients treated on this contract for their most recent course of treatment. Figures in italics indicate the base number of FP17s or Patient Questionnaire responses are less than 100. N/A is shown where the base number of responses is less than 10 during the period. % is calculated as Quantity/Base number*100

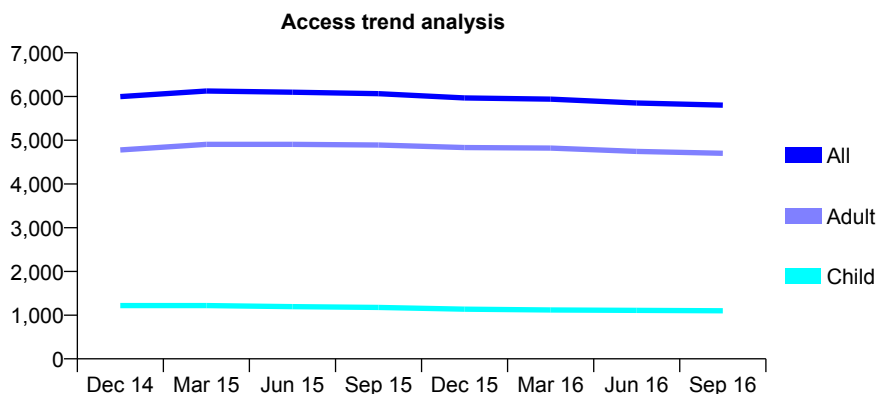
Q59 - Vital Signs At a Glance Contract Report for 812692/0001 - September 2016

Name or company name	MR RD KIDY
Contract type name	GDS Contract
Purpose of contract	General and Orthodontic
Contract start date	01/04/2006
Contract end date	

16/17 Contracted general activity (UDA)	18,737
Carry forward general activity (UDA)	0
16/17 Contracted orthodontic activity (UOA)	467
Carry forward orthodontic activity (UOA)	12
Baseline contract value	£409,736.77

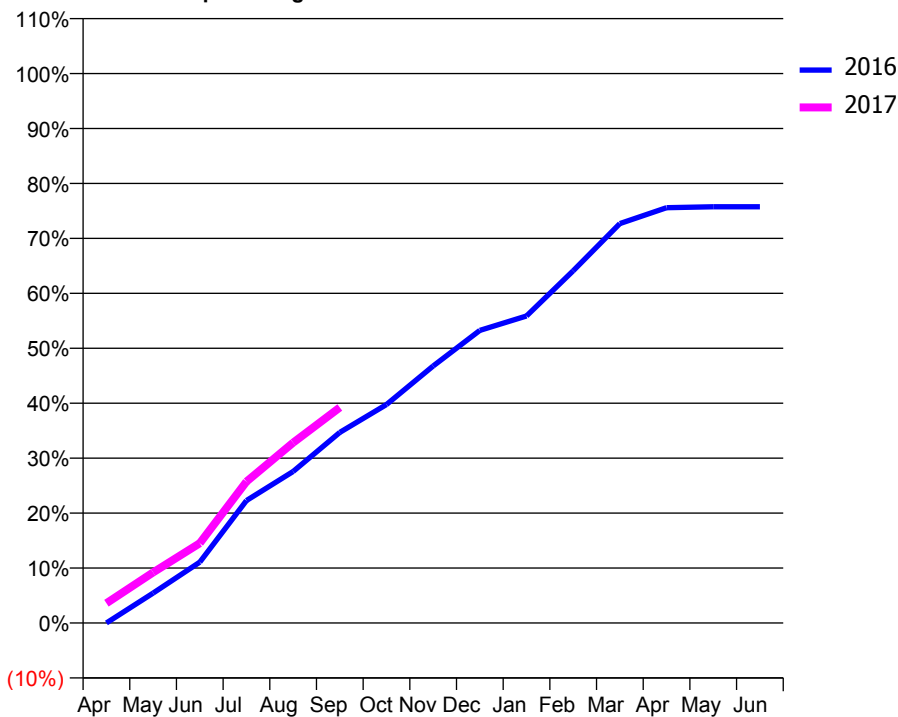
ACCESS*

Patients seen in 24 months	Total	Change since previous quarter
Quarter ending September 2015	6,066	
Quarter ending December 2015	5,969	↓
Quarter ending March 2016	5,939	→
Quarter ending June 2016	5,852	↓
Quarter ending September 2016	5,803	→
Variance since September 2015	(4.3%)	↓



ACTIVITY

Cumulative percentage of contracted UDA delivered 2016 & 2017



Adjusted Scheduled Activity (UDA)

Month	2016	2017
April	0	676
May	1,020	1,726
June	2,077	2,723
July	4,178	4,824
August	5,168	6,148
September	6,501	7,352
October	7,451	
November	8,766	
December	9,979	
January	10,469	
February	12,009	
March	13,619	
April	14,163	
May	14,191	
June	14,193	

QUALITY

	Quantity	Base Number	Contract	AT	Region	England
% of FP17s for the same patient ID Re-attending within 3 months - Children	67	875	7.7%	9.9%	12.0%	12.4%
% of FP17s for the same patient ID Re-attending within 3 months - Adults	426	3,544	12.0%	14.7%	15.9%	16.7%
% of FP17s for the same patient ID Re-attending between 3 & 9 months - Children	445	875	50.9%	61.1%	58.6%	57.4%
% of FP17s for the same patient ID Re-attending between 3 & 9 months - Adults	1,765	3,544	49.8%	53.6%	51.6%	50.5%
% of FP17s for Band 1 Urgent Courses	248	4,078	6.1%	7.3%	8.0%	9.1%
% of FP17s Relating to Free Repair or Replacements	46	4,078	1.1%	0.8%	0.8%	0.8%
% of FP17s Relating to Continuations	19	4,078	0.5%	1.3%	1.3%	1.3%
% of Patients satisfied with the dentistry they have received	8	8	N/A	93.2%	93.1%	93.2%
% of Patients satisfied with the time they had to wait for an appointment	7	8	N/A	89.8%	89.1%	89.0%

* This is based on patients treated on this contract for their most recent course of treatment. Figures in italics indicate the base number of FP17s or Patient Questionnaire responses are less than 100. N/A is shown where the base number of responses is less than 10 during the period. % is calculated as Quantity/Base number*100

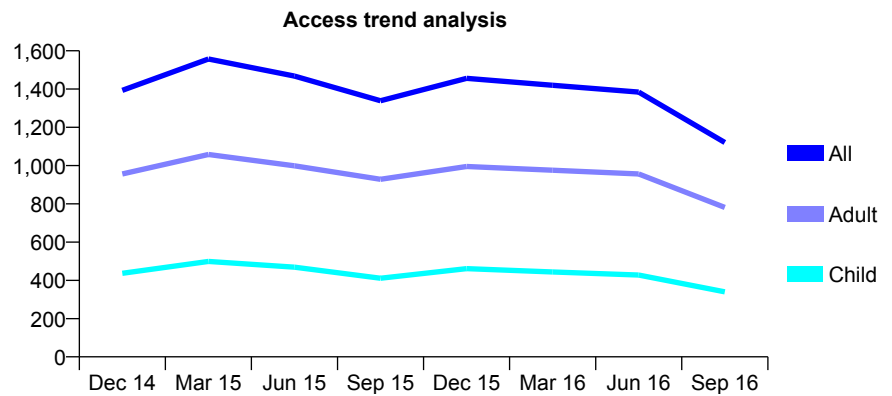
Q59 - Vital Signs At a Glance Contract Report for 812811/0001 - September 2016

Name or company name	MRS S KAUR
Contract type name	GDS Contract
Purpose of contract	General
Contract start date	01/04/2006
Contract end date	

16/17 Contracted general activity (UDA)	3,788
Carry forward general activity (UDA)	10
16/17 Contracted orthodontic activity (UOA)	0
Carry forward orthodontic activity (UOA)	0
Baseline contract value	£91,519.86

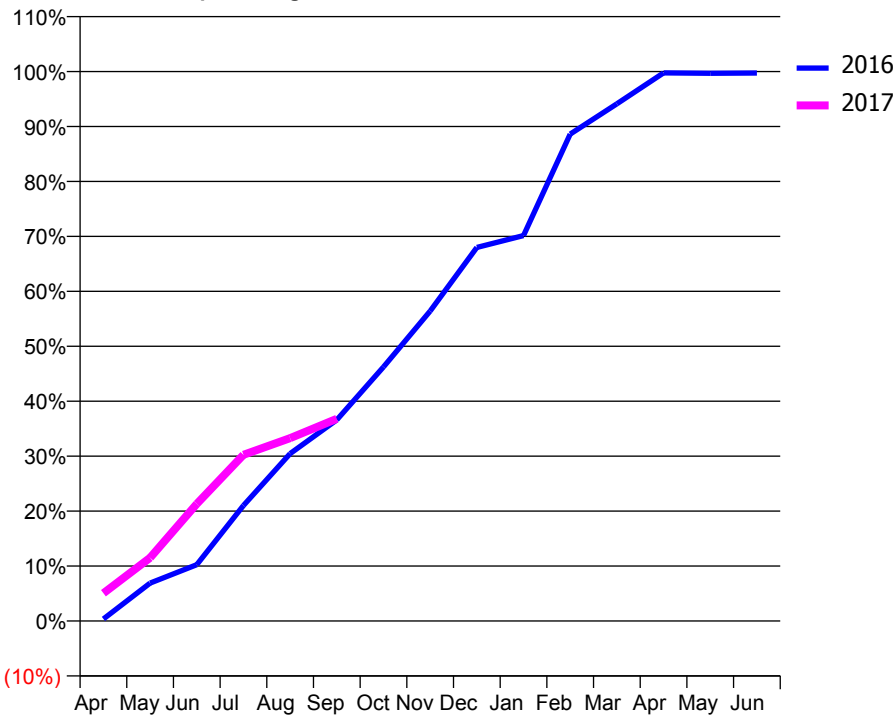
ACCESS*

Patients seen in 24 months	Total	Change since previous quarter
Quarter ending September 2015	1,339	
Quarter ending December 2015	1,456	↑
Quarter ending March 2016	1,420	↓
Quarter ending June 2016	1,384	↓
Quarter ending September 2016	1,121	↓
Variance since September 2015	(16.3%)	↓



ACTIVITY

Cumulative percentage of contracted UDA delivered 2016 & 2017



Month	Adjusted Scheduled Activity (UDA)	
	2016	2017
April	15	192
May	261	436
June	388	808
July	797	1,146
August	1,154	1,260
September	1,387	1,394
October	1,751	
November	2,137	
December	2,575	
January	2,657	
February	3,357	
March	3,566	
April	3,779	
May	3,776	
June	3,778	

QUALITY

	Quantity	Base Number	Contract	AT	Region	England
% of FP17s for the same patient ID Re-attending within 3 months - Children	5	268	1.9%	9.9%	12.0%	12.4%
% of FP17s for the same patient ID Re-attending within 3 months - Adults	28	406	6.9%	14.7%	15.9%	16.7%
% of FP17s for the same patient ID Re-attending between 3 & 9 months - Children	114	268	42.5%	61.1%	58.6%	57.4%
% of FP17s for the same patient ID Re-attending between 3 & 9 months - Adults	91	406	22.4%	53.6%	51.6%	50.5%
% of FP17s for Band 1 Urgent Courses	57	586	9.7%	7.3%	8.0%	9.1%
% of FP17s Relating to Free Repair or Replacements	3	586	0.5%	0.8%	0.8%	0.8%
% of FP17s Relating to Continuations	3	586	0.5%	1.3%	1.3%	1.3%
% of Patients satisfied with the dentistry they have received	0	0	N/A	93.2%	93.1%	93.2%
% of Patients satisfied with the time they had to wait for an appointment	0	0	N/A	89.8%	89.1%	89.0%

* This is based on patients treated on this contract for their most recent course of treatment. Figures in italics indicate the base number of FP17s or Patient Questionnaire responses are less than 100. N/A is shown where the base number of responses is less than 10 during the period. % is calculated as Quantity/Base number*100

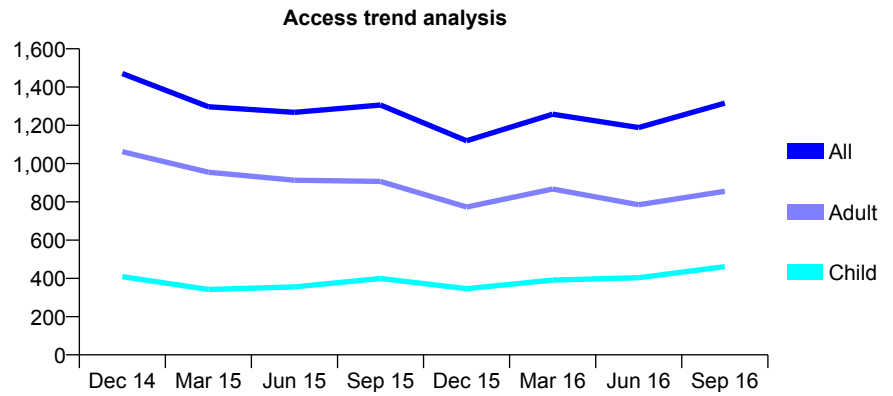
Q59 - Vital Signs At a Glance Contract Report for 812811/0004 - September 2016

Name or company name	MRS S KAUR
Contract type name	PDS Plus Contract
Purpose of contract	General
Contract start date	16/06/2010
Contract end date	30/11/2016

16/17 Contracted general activity (UDA)	2,500
Carry forward general activity (UDA)	-1
16/17 Contracted orthodontic activity (UOA)	0
Carry forward orthodontic activity (UOA)	0
Baseline contract value	£32,525.48

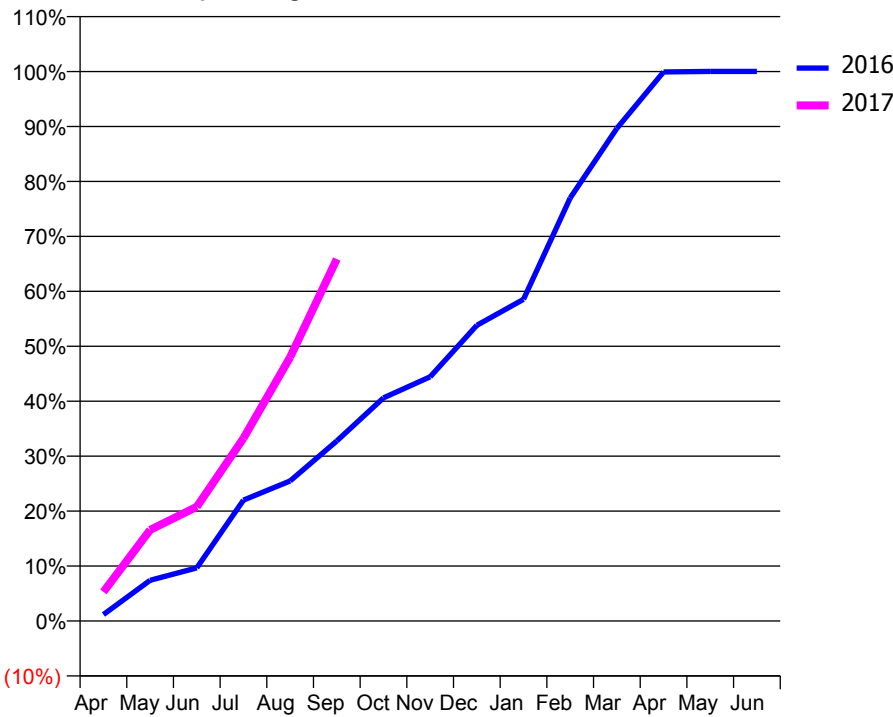
ACCESS*

Patients seen in 24 months	Total	Change since previous quarter
Quarter ending September 2015	1,306	
Quarter ending December 2015	1,119	↓
Quarter ending March 2016	1,258	↑
Quarter ending June 2016	1,188	↓
Quarter ending September 2016	1,316	↑
Variance since September 2015	0.8%	→



ACTIVITY

Cumulative percentage of contracted UDA delivered 2016 & 2017



Month	Adjusted Scheduled Activity (UDA)	
	2016	2017
April	44	133
May	278	415
June	362	519
July	825	831
August	956	1,200
September	1,229	1,647
October	1,523	
November	1,667	
December	2,018	
January	2,196	
February	2,887	
March	3,362	
April	3,747	
May	3,751	
June	3,751	

QUALITY

	Quantity	Base Number	Contract	AT	Region	England
% of FP17s for the same patient ID Re-attending within 3 months - Children	16	319	5.0%	9.9%	12.0%	12.4%
% of FP17s for the same patient ID Re-attending within 3 months - Adults	61	565	10.8%	14.7%	15.9%	16.7%
% of FP17s for the same patient ID Re-attending between 3 & 9 months - Children	113	319	35.4%	61.1%	58.6%	57.4%
% of FP17s for the same patient ID Re-attending between 3 & 9 months - Adults	113	565	20.0%	53.6%	51.6%	50.5%
% of FP17s for Band 1 Urgent Courses	94	747	12.6%	7.3%	8.0%	9.1%
% of FP17s Relating to Free Repair or Replacements	1	747	0.1%	0.8%	0.8%	0.8%
% of FP17s Relating to Continuations	6	747	0.8%	1.3%	1.3%	1.3%
% of Patients satisfied with the dentistry they have received	15	15	100.0%	93.2%	93.1%	93.2%
% of Patients satisfied with the time they had to wait for an appointment	15	15	100.0%	89.8%	89.1%	89.0%

* This is based on patients treated on this contract for their most recent course of treatment. Figures in italics indicate the base number of FP17s or Patient Questionnaire responses are less than 100. N/A is shown where the base number of responses is less than 10 during the period. % is calculated as Quantity/Base number*100

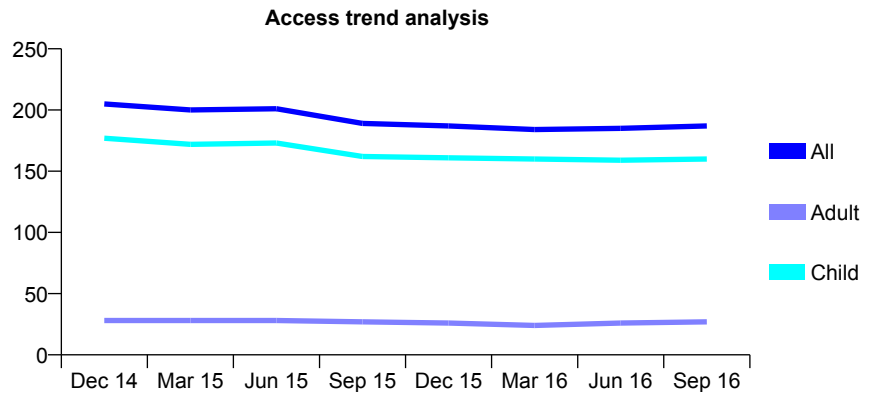
Q59 - Vital Signs At a Glance Contract Report for 813907/0001 - September 2016

Name or company name	MR PJ BOTTOM
Contract type name	GDS Contract
Purpose of contract	General
Contract start date	01/04/2006
Contract end date	

16/17 Contracted general activity (UDA)	400
Carry forward general activity (UDA)	0
16/17 Contracted orthodontic activity (UOA)	0
Carry forward orthodontic activity (UOA)	0
Baseline contract value	£9,043.92

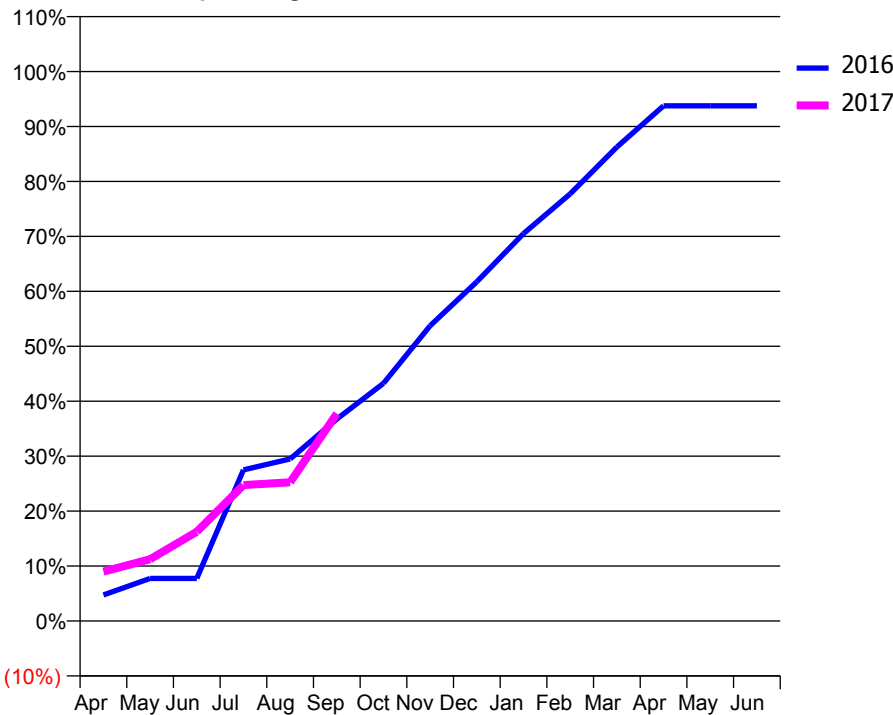
ACCESS*

Patients seen in 24 months	Total	Change since previous quarter
Quarter ending September 2015	189	
Quarter ending December 2015	187	↓
Quarter ending March 2016	184	↓
Quarter ending June 2016	185	→
Quarter ending September 2016	187	→
Variance since September 2015	(1.1%)	↓



ACTIVITY

Cumulative percentage of contracted UDA delivered 2016 & 2017



Adjusted Scheduled Activity (UDA)		
Month	2016	2017
April	19	36
May	31	45
June	31	65
July	110	99
August	118	101
September	147	151
October	173	
November	215	
December	247	
January	282	
February	311	
March	345	
April	375	
May	375	
June	375	

QUALITY

	Quantity	Base Number	Contract	AT	Region	England
% of FP17s for the same patient ID Re-attending within 3 months - Children	3	137	2.2%	9.9%	12.0%	12.4%
% of FP17s for the same patient ID Re-attending within 3 months - Adults	0	0	N/A	14.7%	15.9%	16.7%
% of FP17s for the same patient ID Re-attending between 3 & 9 months - Children	104	137	75.9%	61.1%	58.6%	57.4%
% of FP17s for the same patient ID Re-attending between 3 & 9 months - Adults	0	0	N/A	53.6%	51.6%	50.5%
% of FP17s for Band 1 Urgent Courses	0	115	0.0%	7.3%	8.0%	9.1%
% of FP17s Relating to Free Repair or Replacements	0	115	0.0%	0.8%	0.8%	0.8%
% of FP17s Relating to Continuations	0	115	0.0%	1.3%	1.3%	1.3%
% of Patients satisfied with the dentistry they have received	0	0	N/A	93.2%	93.1%	93.2%
% of Patients satisfied with the time they had to wait for an appointment	0	0	N/A	89.8%	89.1%	89.0%

* This is based on patients treated on this contract for their most recent course of treatment. Figures in italics indicate the base number of FP17s or Patient Questionnaire responses are less than 100. N/A is shown where the base number of responses is less than 10 during the period. % is calculated as Quantity/Base number*100

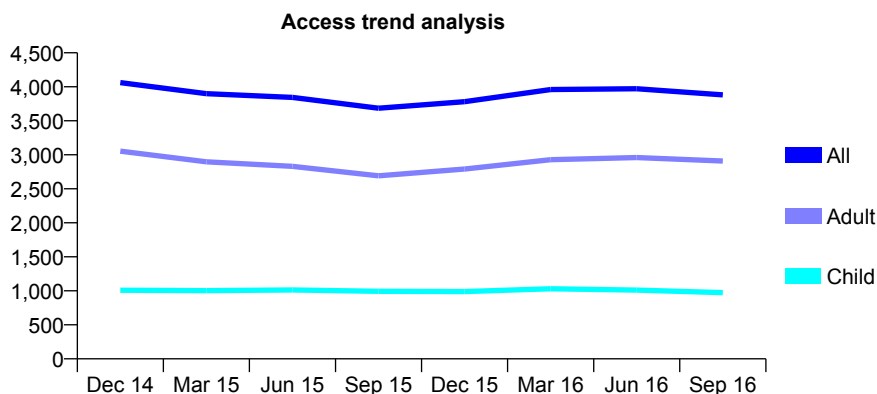
Q59 - Vital Signs At a Glance Contract Report for 818909/0004 - September 2016

Name or company name	MR P PATEL
Contract type name	GDS Contract
Purpose of contract	General
Contract start date	01/06/2009
Contract end date	

16/17 Contracted general activity (UDA)	13,397
Carry forward general activity (UDA)	-278
16/17 Contracted orthodontic activity (UOA)	0
Carry forward orthodontic activity (UOA)	0
Baseline contract value	£384,871.39

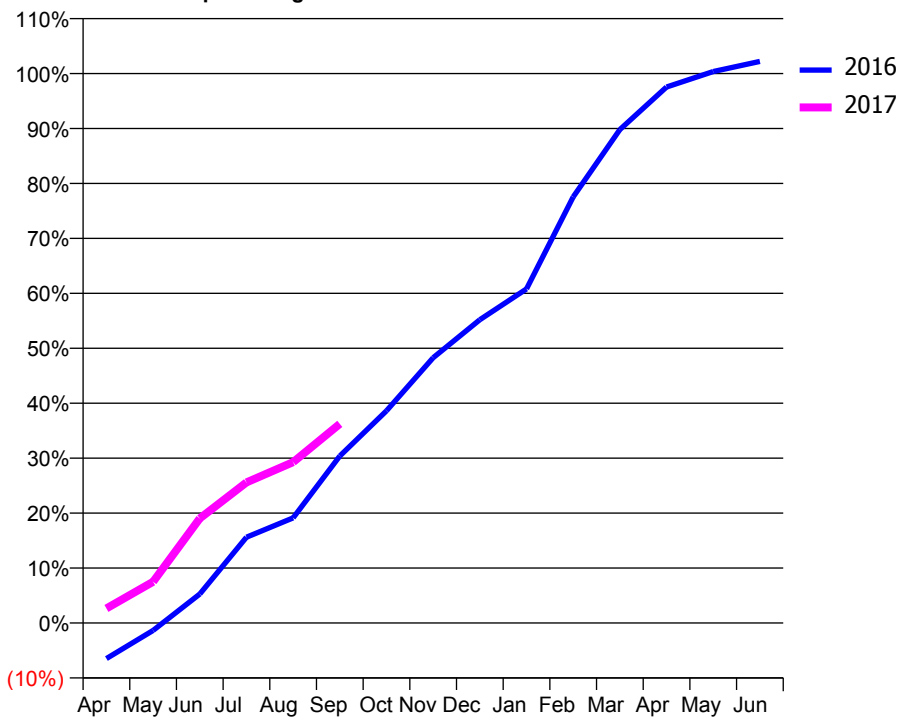
ACCESS*

Patients seen in 24 months	Total	Change since previous quarter
Quarter ending September 2015	3,685	
Quarter ending December 2015	3,781	↑
Quarter ending March 2016	3,959	↑
Quarter ending June 2016	3,971	→
Quarter ending September 2016	3,882	↓
Variance since September 2015	5.3%	↑



ACTIVITY

Cumulative percentage of contracted UDA delivered 2016 & 2017



Adjusted Scheduled Activity (UDA)

Month	2016	2017
April	-901	357
May	-192	1,005
June	734	2,549
July	2,169	3,428
August	2,660	3,923
September	4,225	4,856
October	5,367	
November	6,708	
December	7,671	
January	8,448	
February	10,775	
March	12,479	
April	13,554	
May	13,945	
June	14,203	

QUALITY

	Quantity	Base Number	Contract	AT	Region	England
% of FP17s for the same patient ID Re-attending within 3 months - Children	27	454	5.9%	9.9%	12.0%	12.4%
% of FP17s for the same patient ID Re-attending within 3 months - Adults	264	1,568	16.8%	14.7%	15.9%	16.7%
% of FP17s for the same patient ID Re-attending between 3 & 9 months - Children	209	454	46.0%	61.1%	58.6%	57.4%
% of FP17s for the same patient ID Re-attending between 3 & 9 months - Adults	609	1,568	38.8%	53.6%	51.6%	50.5%
% of FP17s for Band 1 Urgent Courses	282	1,603	17.6%	7.3%	8.0%	9.1%
% of FP17s Relating to Free Repair or Replacements	0	1,603	0.0%	0.8%	0.8%	0.8%
% of FP17s Relating to Continuations	0	1,603	0.0%	1.3%	1.3%	1.3%
% of Patients satisfied with the dentistry they have received	3	4	N/A	93.2%	93.1%	93.2%
% of Patients satisfied with the time they had to wait for an appointment	3	4	N/A	89.8%	89.1%	89.0%

* This is based on patients treated on this contract for their most recent course of treatment. Figures in italics indicate the base number of FP17s or Patient Questionnaire responses are less than 100. N/A is shown where the base number of responses is less than 10 during the period. % is calculated as Quantity/Base number*100

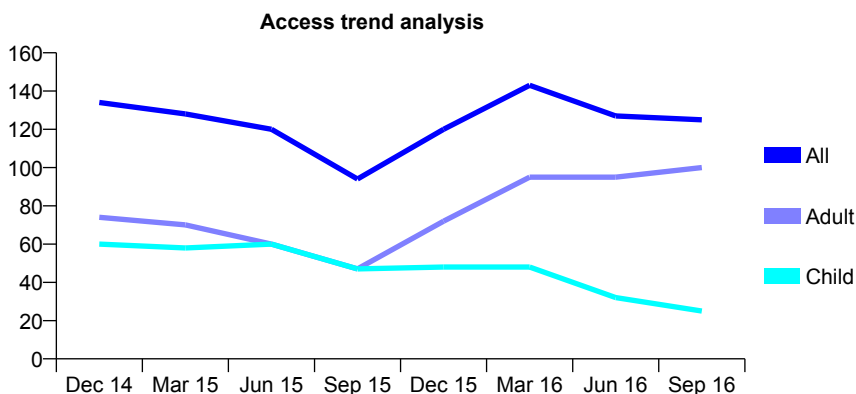
Q59 - Vital Signs At a Glance Contract Report for 818909/0006 - September 2016

Name or company name	MR P PATEL
Contract type name	GDS Contract
Purpose of contract	General
Contract start date	02/06/2009
Contract end date	

16/17 Contracted general activity (UDA)	302
Carry forward general activity (UDA)	0
16/17 Contracted orthodontic activity (UOA)	0
Carry forward orthodontic activity (UOA)	0
Baseline contract value	£8,800.14

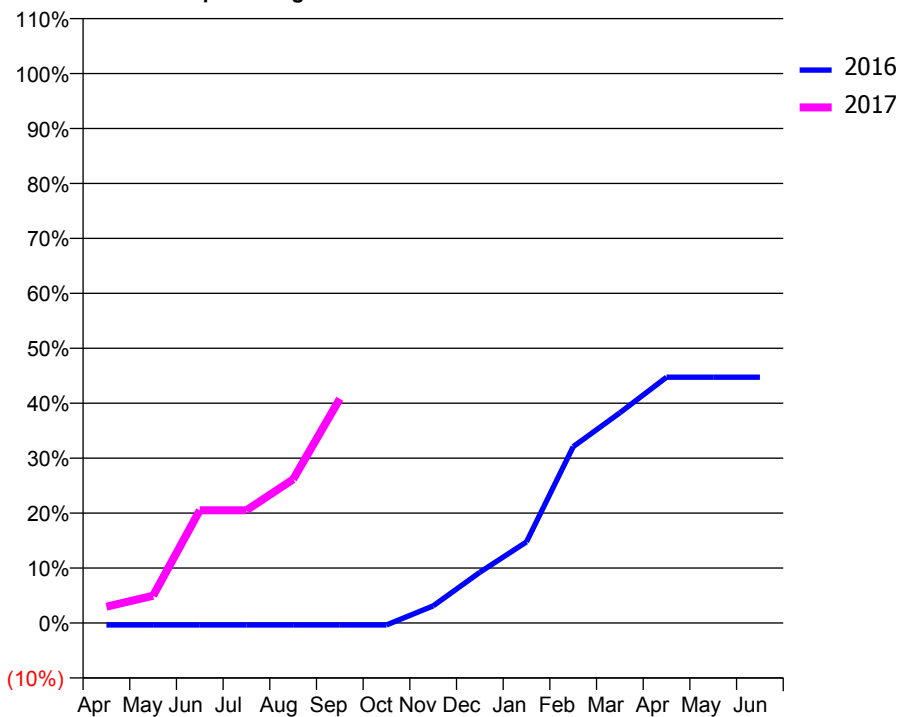
ACCESS*

Patients seen in 24 months	Total	Change since previous quarter
Quarter ending September 2015	94	
Quarter ending December 2015	120	↑
Quarter ending March 2016	143	↑
Quarter ending June 2016	127	↓
Quarter ending September 2016	125	↓
Variance since September 2015	33.0%	↑



ACTIVITY

Cumulative percentage of contracted UDA delivered 2016 & 2017



Adjusted Scheduled Activity (UDA)

Month	2016	2017
April	-3	9
May	-3	15
June	-3	62
July	-3	62
August	-3	79
September	-3	123
October	-3	
November	25	
December	74	
January	118	
February	257	
March	307	
April	359	
May	359	
June	359	

QUALITY

	Quantity	Base Number	Contract	AT	Region	England
% of FP17s for the same patient ID Re-attending within 3 months - Children	0	2	0.0%	9.9%	12.0%	12.4%
% of FP17s for the same patient ID Re-attending within 3 months - Adults	6	47	12.8%	14.7%	15.9%	16.7%
% of FP17s for the same patient ID Re-attending between 3 & 9 months - Children	1	2	50.0%	61.1%	58.6%	57.4%
% of FP17s for the same patient ID Re-attending between 3 & 9 months - Adults	12	47	25.5%	53.6%	51.6%	50.5%
% of FP17s for Band 1 Urgent Courses	1	40	2.5%	7.3%	8.0%	9.1%
% of FP17s Relating to Free Repair or Replacements	0	40	0.0%	0.8%	0.8%	0.8%
% of FP17s Relating to Continuations	0	40	0.0%	1.3%	1.3%	1.3%
% of Patients satisfied with the dentistry they have received	0	0	N/A	93.2%	93.1%	93.2%
% of Patients satisfied with the time they had to wait for an appointment	0	0	N/A	89.8%	89.1%	89.0%

* This is based on patients treated on this contract for their most recent course of treatment. Figures in italics indicate the base number of FP17s or Patient Questionnaire responses are less than 100. N/A is shown where the base number of responses is less than 10 during the period. % is calculated as Quantity/Base number*100

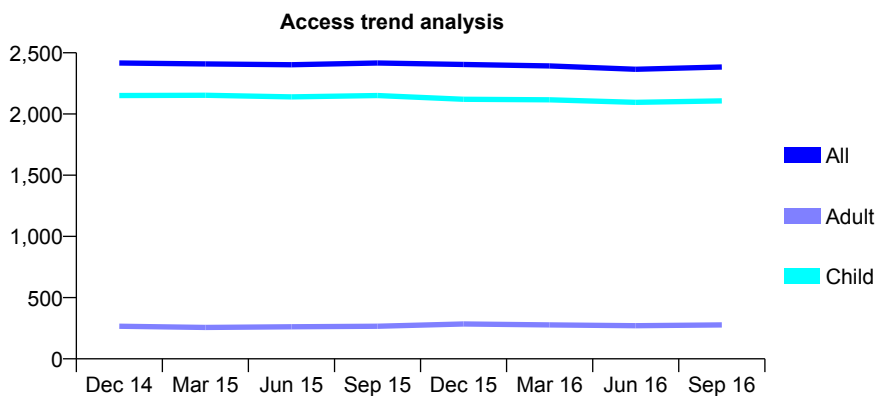
Q59 - Vital Signs At a Glance Contract Report for 820873/0001 - September 2016

Name or company name	MR ST KACZMARCZYK
Contract type name	GDS Contract
Purpose of contract	General
Contract start date	01/04/2006
Contract end date	

16/17 Contracted general activity (UDA)	6,000
Carry forward general activity (UDA)	0
16/17 Contracted orthodontic activity (UOA)	0
Carry forward orthodontic activity (UOA)	0
Baseline contract value	£123,709.49

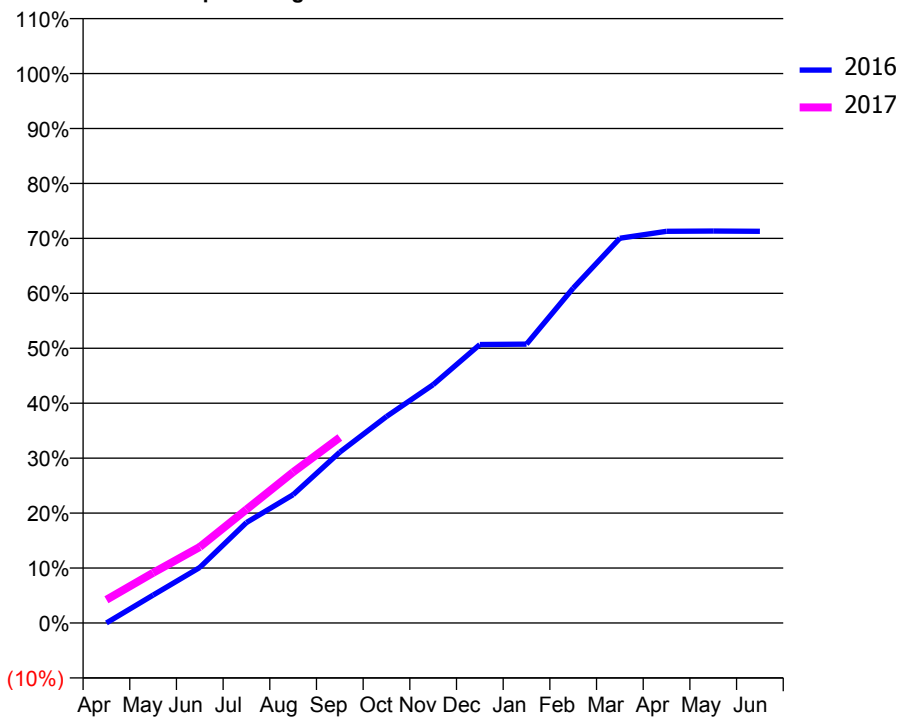
ACCESS*

Patients seen in 24 months	Total	Change since previous quarter
Quarter ending September 2015	2,417	
Quarter ending December 2015	2,405	→
Quarter ending March 2016	2,393	→
Quarter ending June 2016	2,366	↓
Quarter ending September 2016	2,384	→
Variance since September 2015	(1.4%)	↓



ACTIVITY

Cumulative percentage of contracted UDA delivered 2016 & 2017



Month	Adjusted Scheduled Activity (UDA)	
	2016	2017
April	0	254
May	305	549
June	606	831
July	1,097	1,239
August	1,402	1,647
September	1,865	2,026
October	2,255	
November	2,602	
December	3,042	
January	3,046	
February	3,657	
March	4,201	
April	4,278	
May	4,280	
June	4,278	

QUALITY

	Quantity	Base Number	Contract	AT	Region	England
% of FP17s for the same patient ID Re-attending within 3 months - Children	83	1,711	4.9%	9.9%	12.0%	12.4%
% of FP17s for the same patient ID Re-attending within 3 months - Adults	0	0	N/A	14.7%	15.9%	16.7%
% of FP17s for the same patient ID Re-attending between 3 & 9 months - Children	1,199	1,711	70.1%	61.1%	58.6%	57.4%
% of FP17s for the same patient ID Re-attending between 3 & 9 months - Adults	0	0	N/A	53.6%	51.6%	50.5%
% of FP17s for Band 1 Urgent Courses	56	1,649	3.4%	7.3%	8.0%	9.1%
% of FP17s Relating to Free Repair or Replacements	0	1,649	0.0%	0.8%	0.8%	0.8%
% of FP17s Relating to Continuations	0	1,649	0.0%	1.3%	1.3%	1.3%
% of Patients satisfied with the dentistry they have received	2	2	N/A	93.2%	93.1%	93.2%
% of Patients satisfied with the time they had to wait for an appointment	2	2	N/A	89.8%	89.1%	89.0%

* This is based on patients treated on this contract for their most recent course of treatment. Figures in italics indicate the base number of FP17s or Patient Questionnaire responses are less than 100. N/A is shown where the base number of responses is less than 10 during the period. % is calculated as Quantity/Base number*100

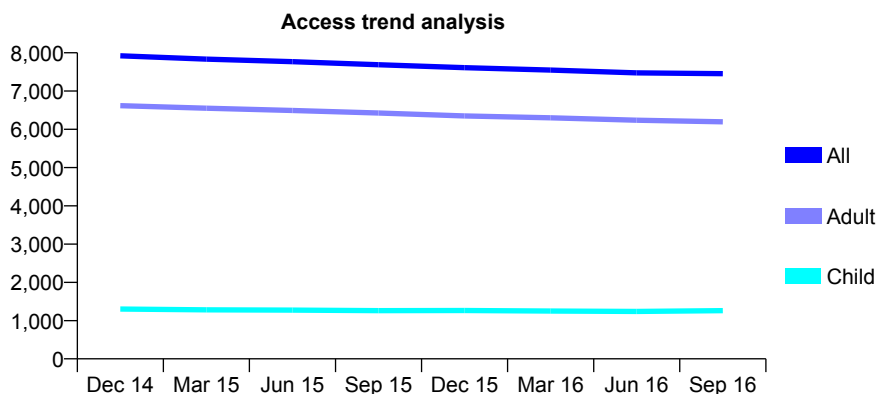
Q59 - Vital Signs At a Glance Contract Report for 840386/0002 - September 2016

Name or company name	MR AW GEMMELL
Contract type name	GDS Contract
Purpose of contract	General and Orthodontic
Contract start date	01/08/2009
Contract end date	

16/17 Contracted general activity (UDA)	21,500
Carry forward general activity (UDA)	0
16/17 Contracted orthodontic activity (UOA)	660
Carry forward orthodontic activity (UOA)	62
Baseline contract value	£517,676.99

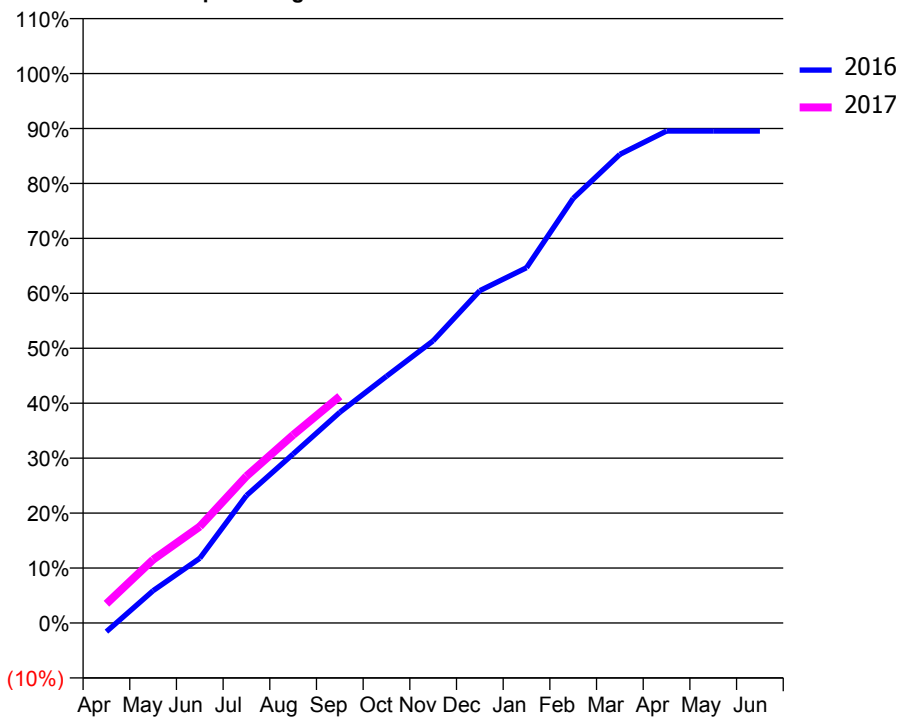
ACCESS*

Patients seen in 24 months	Total	Change since previous quarter
Quarter ending September 2015	7,687	
Quarter ending December 2015	7,613	→
Quarter ending March 2016	7,548	→
Quarter ending June 2016	7,477	→
Quarter ending September 2016	7,454	→
Variance since September 2015	(3.0%)	↓



ACTIVITY

Cumulative percentage of contracted UDA delivered 2016 & 2017



Month	Adjusted Scheduled Activity (UDA)	
	2016	2017
April	-343	756
May	1,267	2,479
June	2,534	3,777
July	4,992	5,748
August	6,611	7,358
September	8,244	8,871
October	9,653	
November	11,040	
December	13,005	
January	13,900	
February	16,615	
March	18,335	
April	19,249	
May	19,249	
June	19,250	

QUALITY

	Quantity	Base Number	Contract	AT	Region	England
% of FP17s for the same patient ID Re-attending within 3 months - Children	67	1,133	5.9%	9.9%	12.0%	12.4%
% of FP17s for the same patient ID Re-attending within 3 months - Adults	559	4,940	11.3%	14.7%	15.9%	16.7%
% of FP17s for the same patient ID Re-attending between 3 & 9 months - Children	844	1,133	74.5%	61.1%	58.6%	57.4%
% of FP17s for the same patient ID Re-attending between 3 & 9 months - Adults	3,354	4,940	67.9%	53.6%	51.6%	50.5%
% of FP17s for Band 1 Urgent Courses	121	5,104	2.4%	7.3%	8.0%	9.1%
% of FP17s Relating to Free Repair or Replacements	63	5,104	1.2%	0.8%	0.8%	0.8%
% of FP17s Relating to Continuations	93	5,104	1.8%	1.3%	1.3%	1.3%
% of Patients satisfied with the dentistry they have received	14	14	100.0%	93.2%	93.1%	93.2%
% of Patients satisfied with the time they had to wait for an appointment	14	14	100.0%	89.8%	89.1%	89.0%

* This is based on patients treated on this contract for their most recent course of treatment. Figures in italics indicate the base number of FP17s or Patient Questionnaire responses are less than 100. N/A is shown where the base number of responses is less than 10 during the period. % is calculated as Quantity/Base number*100

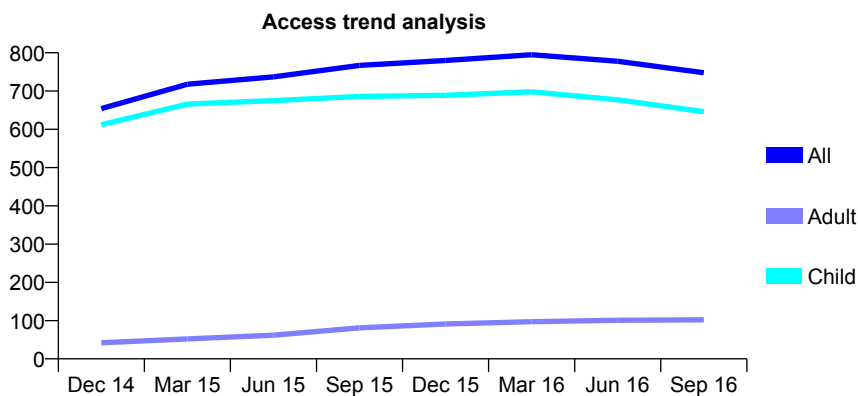
Q59 - Vital Signs At a Glance Contract Report for 867861/0001 - September 2016

Name or company name	MR DM AUNIANU
Contract type name	GDS Contract
Purpose of contract	General
Contract start date	01/05/2014
Contract end date	

16/17 Contracted general activity (UDA)	2,219
Carry forward general activity (UDA)	-14
16/17 Contracted orthodontic activity (UOA)	0
Carry forward orthodontic activity (UOA)	0
Baseline contract value	£59,225.17

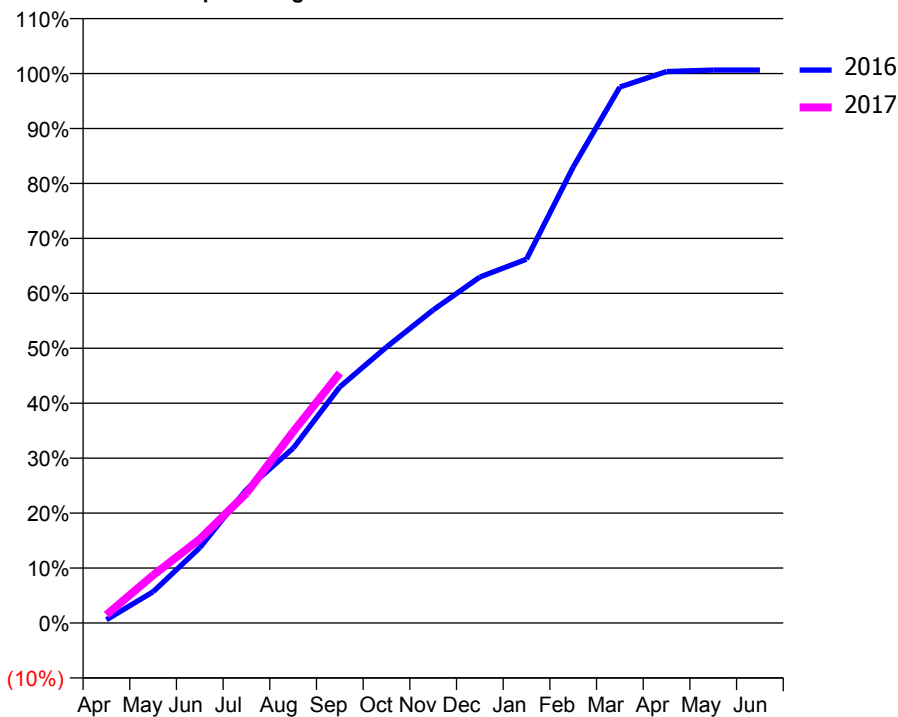
ACCESS*

Patients seen in 24 months	Total	Change since previous quarter
Quarter ending September 2015	767	
Quarter ending December 2015	780	→
Quarter ending March 2016	795	→
Quarter ending June 2016	778	↓
Quarter ending September 2016	748	↓
Variance since September 2015	(2.5%)	↓



ACTIVITY

Cumulative percentage of contracted UDA delivered 2016 & 2017



Month	Adjusted Scheduled Activity (UDA)	
	2016	2017
April	13	33
May	126	193
June	304	339
July	539	524
August	706	773
September	953	1,010
October	1,115	
November	1,264	
December	1,397	
January	1,469	
February	1,842	
March	2,165	
April	2,227	
May	2,233	
June	2,233	

QUALITY

	Quantity	Base Number	Contract	AT	Region	England
% of FP17s for the same patient ID Re-attending within 3 months - Children	42	524	8.0%	9.9%	12.0%	12.4%
% of FP17s for the same patient ID Re-attending within 3 months - Adults	1	29	3.4%	14.7%	15.9%	16.7%
% of FP17s for the same patient ID Re-attending between 3 & 9 months - Children	367	524	70.0%	61.1%	58.6%	57.4%
% of FP17s for the same patient ID Re-attending between 3 & 9 months - Adults	26	29	89.7%	53.6%	51.6%	50.5%
% of FP17s for Band 1 Urgent Courses	3	501	0.6%	7.3%	8.0%	9.1%
% of FP17s Relating to Free Repair or Replacements	0	501	0.0%	0.8%	0.8%	0.8%
% of FP17s Relating to Continuations	13	501	2.6%	1.3%	1.3%	1.3%
% of Patients satisfied with the dentistry they have received	0	0	N/A	93.2%	93.1%	93.2%
% of Patients satisfied with the time they had to wait for an appointment	0	0	N/A	89.8%	89.1%	89.0%

* This is based on patients treated on this contract for their most recent course of treatment. Figures in italics indicate the base number of FP17s or Patient Questionnaire responses are less than 100. N/A is shown where the base number of responses is less than 10 during the period. % is calculated as Quantity/Base number*100

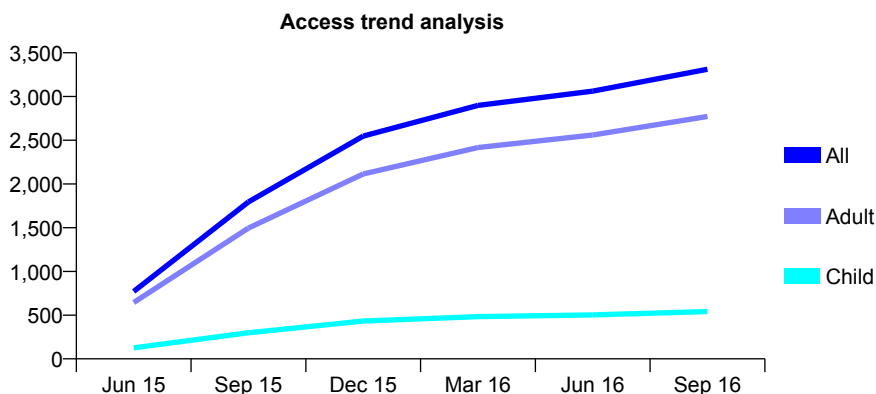
Q59 - Vital Signs At a Glance Contract Report for 877530/0001 - September 2016

Name or company name	MR S RAO PORUMAMILLA
Contract type name	GDS Contract
Purpose of contract	General
Contract start date	01/05/2015
Contract end date	

16/17 Contracted general activity (UDA)	10,054
Carry forward general activity (UDA)	0
16/17 Contracted orthodontic activity (UOA)	0
Carry forward orthodontic activity (UOA)	0
Baseline contract value	£198,159.23

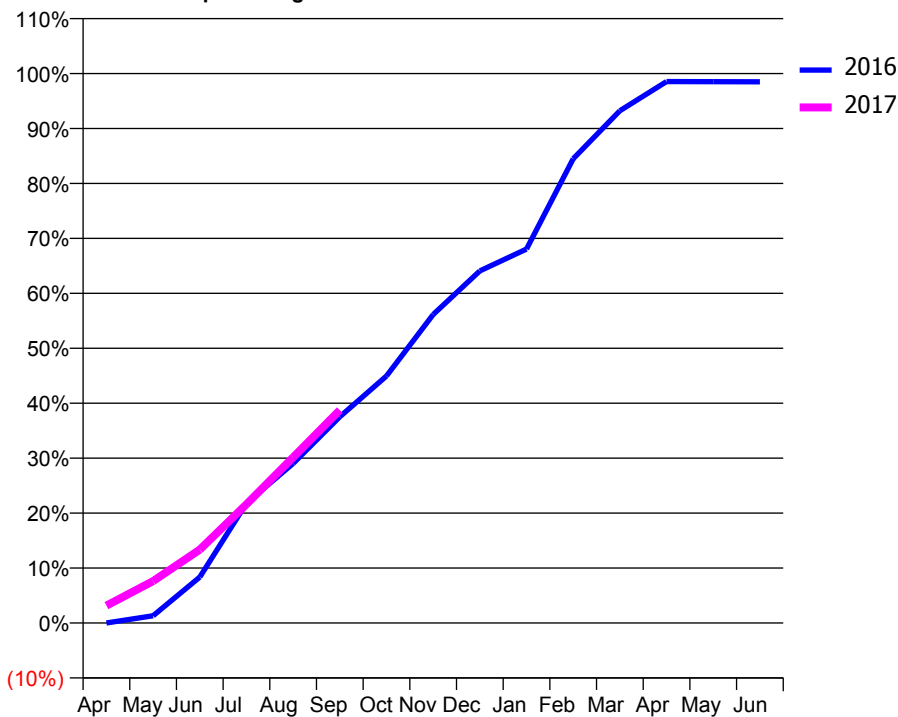
ACCESS*

Patients seen in 24 months	Total	Change since previous quarter
Quarter ending September 2015	1,794	
Quarter ending December 2015	2,547	↑
Quarter ending March 2016	2,899	↑
Quarter ending June 2016	3,062	↑
Quarter ending September 2016	3,312	↑
Variance since September 2015	84.6%	↑



ACTIVITY

Cumulative percentage of contracted UDA delivered 2016 & 2017



Month	Adjusted Scheduled Activity (UDA)	
	2016	2017
April	0	319
May	122	768
June	771	1,344
July	2,010	2,172
August	2,676	3,032
September	3,460	3,895
October	4,143	
November	5,174	
December	5,906	
January	6,271	
February	7,787	
March	8,591	
April	9,080	
May	9,079	
June	9,076	

QUALITY

	Quantity	Base Number	Contract	AT	Region	England
% of FP17s for the same patient ID Re-attending within 3 months - Children	23	397	5.8%	9.9%	12.0%	12.4%
% of FP17s for the same patient ID Re-attending within 3 months - Adults	206	2,142	9.6%	14.7%	15.9%	16.7%
% of FP17s for the same patient ID Re-attending between 3 & 9 months - Children	260	397	65.5%	61.1%	58.6%	57.4%
% of FP17s for the same patient ID Re-attending between 3 & 9 months - Adults	1,341	2,142	62.6%	53.6%	51.6%	50.5%
% of FP17s for Band 1 Urgent Courses	151	2,288	6.6%	7.3%	8.0%	9.1%
% of FP17s Relating to Free Repair or Replacements	11	2,288	0.5%	0.8%	0.8%	0.8%
% of FP17s Relating to Continuations	8	2,288	0.3%	1.3%	1.3%	1.3%
% of Patients satisfied with the dentistry they have received	6	7	N/A	93.2%	93.1%	93.2%
% of Patients satisfied with the time they had to wait for an appointment	7	7	N/A	89.8%	89.1%	89.0%

* This is based on patients treated on this contract for their most recent course of treatment. Figures in italics indicate the base number of FP17s or Patient Questionnaire responses are less than 100. N/A is shown where the base number of responses is less than 10 during the period. % is calculated as Quantity/Base number*100

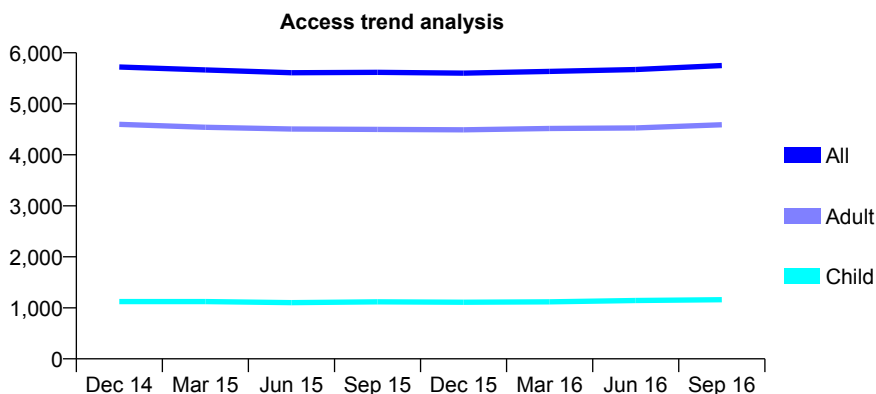
Q59 - Vital Signs At a Glance Contract Report for 884286/0001 - September 2016

Name or company name	MISS R MANDALIA
Contract type name	GDS Contract
Purpose of contract	General
Contract start date	01/04/2008
Contract end date	

16/17 Contracted general activity (UDA)	17,732
Carry forward general activity (UDA)	0
16/17 Contracted orthodontic activity (UOA)	0
Carry forward orthodontic activity (UOA)	0
Baseline contract value	£423,741.70

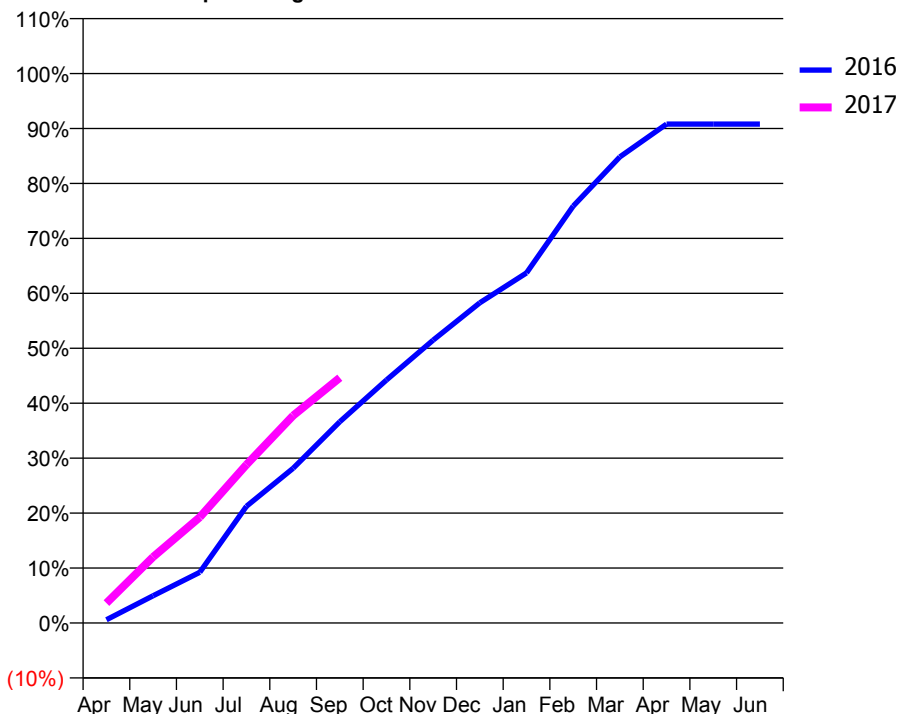
ACCESS*

Patients seen in 24 months	Total	Change since previous quarter
Quarter ending September 2015	5,616	
Quarter ending December 2015	5,600	→
Quarter ending March 2016	5,634	→
Quarter ending June 2016	5,673	→
Quarter ending September 2016	5,750	→
Variance since September 2015	2.4%	↑



ACTIVITY

Cumulative percentage of contracted UDA delivered 2016 & 2017



Month	Adjusted Scheduled Activity (UDA)	
	2016	2017
April	108	645
May	922	2,132
June	1,709	3,416
July	3,937	5,109
August	5,219	6,693
September	6,787	7,913
October	8,194	
November	9,540	
December	10,802	
January	11,808	
February	14,061	
March	15,720	
April	16,826	
May	16,825	
June	16,825	

QUALITY

	Quantity	Base Number	Contract	AT	Region	England
% of FP17s for the same patient ID Re-attending within 3 months - Children	59	971	6.1%	9.9%	12.0%	12.4%
% of FP17s for the same patient ID Re-attending within 3 months - Adults	586	3,950	14.8%	14.7%	15.9%	16.7%
% of FP17s for the same patient ID Re-attending between 3 & 9 months - Children	599	971	61.7%	61.1%	58.6%	57.4%
% of FP17s for the same patient ID Re-attending between 3 & 9 months - Adults	2,296	3,950	58.1%	53.6%	51.6%	50.5%
% of FP17s for Band 1 Urgent Courses	347	4,404	7.9%	7.3%	8.0%	9.1%
% of FP17s Relating to Free Repair or Replacements	28	4,404	0.6%	0.8%	0.8%	0.8%
% of FP17s Relating to Continuations	76	4,404	1.7%	1.3%	1.3%	1.3%
% of Patients satisfied with the dentistry they have received	8	8	N/A	93.2%	93.1%	93.2%
% of Patients satisfied with the time they had to wait for an appointment	8	8	N/A	89.8%	89.1%	89.0%

* This is based on patients treated on this contract for their most recent course of treatment. Figures in italics indicate the base number of FP17s or Patient Questionnaire responses are less than 100. N/A is shown where the base number of responses is less than 10 during the period. % is calculated as Quantity/Base number*100

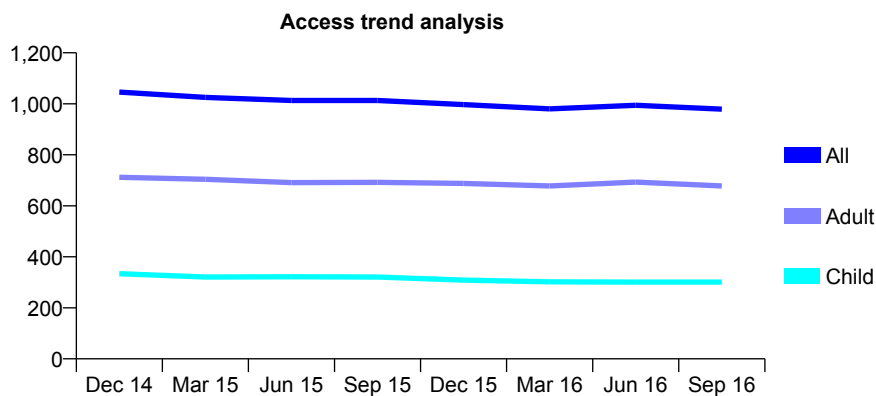
Q59 - Vital Signs At a Glance Contract Report for 888761/0001 - September 2016

Name or company name	MR JF HAWKINS
Contract type name	GDS Contract
Purpose of contract	General and Orthodontic
Contract start date	01/04/2006
Contract end date	

16/17 Contracted general activity (UDA)	2,400
Carry forward general activity (UDA)	0
16/17 Contracted orthodontic activity (UOA)	197
Carry forward orthodontic activity (UOA)	4
Baseline contract value	£65,954.88

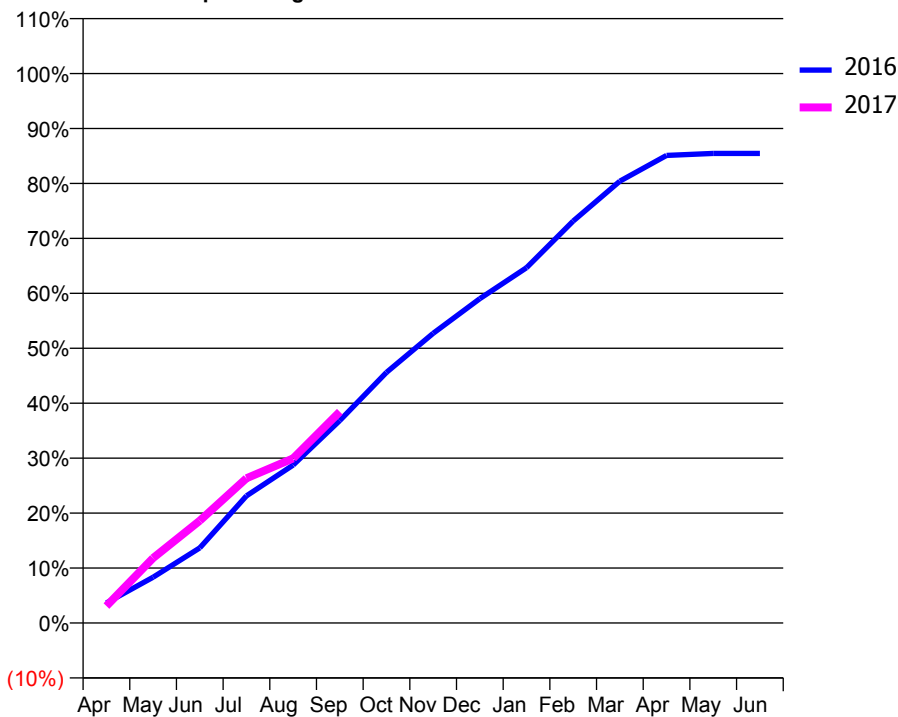
ACCESS*

Patients seen in 24 months	Total	Change since previous quarter
Quarter ending September 2015	1,013	
Quarter ending December 2015	997	↓
Quarter ending March 2016	980	↓
Quarter ending June 2016	994	→
Quarter ending September 2016	979	↓
Variance since September 2015	(3.4%)	↓



ACTIVITY

Cumulative percentage of contracted UDA delivered 2016 & 2017



Adjusted Scheduled Activity (UDA)

Month	2016	2017
April	87	74
May	200	284
June	328	447
July	556	632
August	690	719
September	884	923
October	1,095	
November	1,265	
December	1,417	
January	1,552	
February	1,756	
March	1,930	
April	2,042	
May	2,051	
June	2,051	

QUALITY

	Quantity	Base Number	Contract	AT	Region	England
% of FP17s for the same patient ID Re-attending within 3 months - Children	11	218	5.0%	9.9%	12.0%	12.4%
% of FP17s for the same patient ID Re-attending within 3 months - Adults	47	492	9.6%	14.7%	15.9%	16.7%
% of FP17s for the same patient ID Re-attending between 3 & 9 months - Children	120	218	55.0%	61.1%	58.6%	57.4%
% of FP17s for the same patient ID Re-attending between 3 & 9 months - Adults	332	492	67.5%	53.6%	51.6%	50.5%
% of FP17s for Band 1 Urgent Courses	15	612	2.5%	7.3%	8.0%	9.1%
% of FP17s Relating to Free Repair or Replacements	0	612	0.0%	0.8%	0.8%	0.8%
% of FP17s Relating to Continuations	9	612	1.5%	1.3%	1.3%	1.3%
% of Patients satisfied with the dentistry they have received	2	2	N/A	93.2%	93.1%	93.2%
% of Patients satisfied with the time they had to wait for an appointment	2	2	N/A	89.8%	89.1%	89.0%

* This is based on patients treated on this contract for their most recent course of treatment. Figures in italics indicate the base number of FP17s or Patient Questionnaire responses are less than 100. N/A is shown where the base number of responses is less than 10 during the period. % is calculated as Quantity/Base number*100

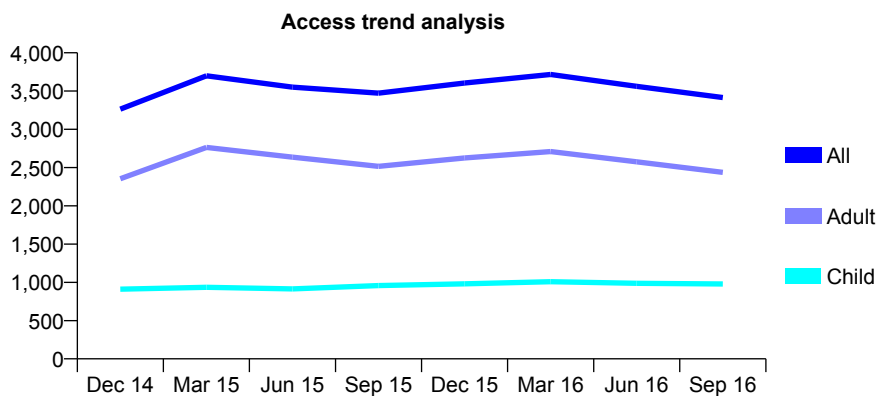
Q59 - Vital Signs At a Glance Contract Report for 906018/0001 - September 2016

Name or company name	MR P MARTIN
Contract type name	GDS Contract
Purpose of contract	General and Orthodontic
Contract start date	01/04/2006
Contract end date	

16/17 Contracted general activity (UDA)	10,000
Carry forward general activity (UDA)	208
16/17 Contracted orthodontic activity (UOA)	314
Carry forward orthodontic activity (UOA)	0
Baseline contract value	£211,163.66

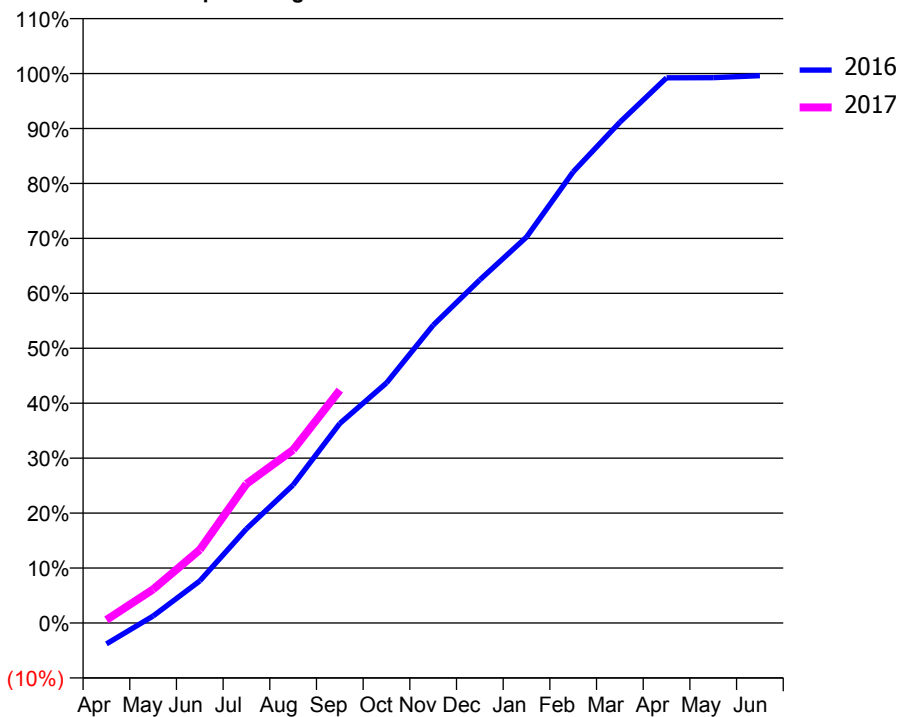
ACCESS*

Patients seen in 24 months	Total	Change since previous quarter
Quarter ending September 2015	3,473	
Quarter ending December 2015	3,606	↑
Quarter ending March 2016	3,717	↑
Quarter ending June 2016	3,562	↓
Quarter ending September 2016	3,416	↓
Variance since September 2015	(1.6%)	↓



ACTIVITY

Cumulative percentage of contracted UDA delivered 2016 & 2017



Month	Adjusted Scheduled Activity (UDA)	
	2016	2017
April	-406	57
May	135	614
June	811	1,334
July	1,817	2,533
August	2,663	3,152
September	3,850	4,239
October	4,633	
November	5,746	
December	6,620	
January	7,444	
February	8,705	
March	9,660	
April	10,518	
May	10,520	
June	10,559	

QUALITY

	Quantity	Base Number	Contract	AT	Region	England
% of FP17s for the same patient ID Re-attending within 3 months - Children	53	682	7.8%	9.9%	12.0%	12.4%
% of FP17s for the same patient ID Re-attending within 3 months - Adults	161	1,236	13.0%	14.7%	15.9%	16.7%
% of FP17s for the same patient ID Re-attending between 3 & 9 months - Children	393	682	57.6%	61.1%	58.6%	57.4%
% of FP17s for the same patient ID Re-attending between 3 & 9 months - Adults	481	1,236	38.9%	53.6%	51.6%	50.5%
% of FP17s for Band 1 Urgent Courses	121	1,591	7.6%	7.3%	8.0%	9.1%
% of FP17s Relating to Free Repair or Replacements	14	1,591	0.9%	0.8%	0.8%	0.8%
% of FP17s Relating to Continuations	17	1,591	1.1%	1.3%	1.3%	1.3%
% of Patients satisfied with the dentistry they have received	19	20	95.0%	93.2%	93.1%	93.2%
% of Patients satisfied with the time they had to wait for an appointment	19	20	95.0%	89.8%	89.1%	89.0%

* This is based on patients treated on this contract for their most recent course of treatment. Figures in italics indicate the base number of FP17s or Patient Questionnaire responses are less than 100. N/A is shown where the base number of responses is less than 10 during the period. % is calculated as Quantity/Base number*100

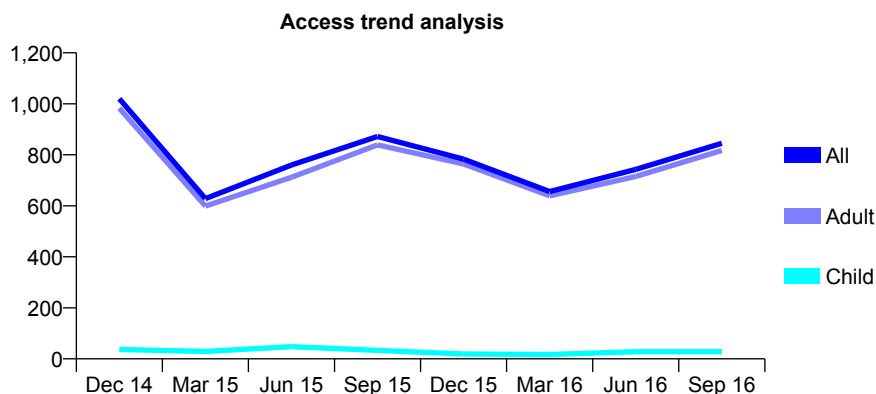
Q59 - Vital Signs At a Glance Contract Report for 906018/0004 - September 2016

Name or company name	MR P MARTIN
Contract type name	PDS Plus Contract
Purpose of contract	General
Contract start date	22/06/2010
Contract end date	30/11/2016

16/17 Contracted general activity (UDA)	1,667
Carry forward general activity (UDA)	84
16/17 Contracted orthodontic activity (UOA)	0
Carry forward orthodontic activity (UOA)	0
Baseline contract value	£20,780.17

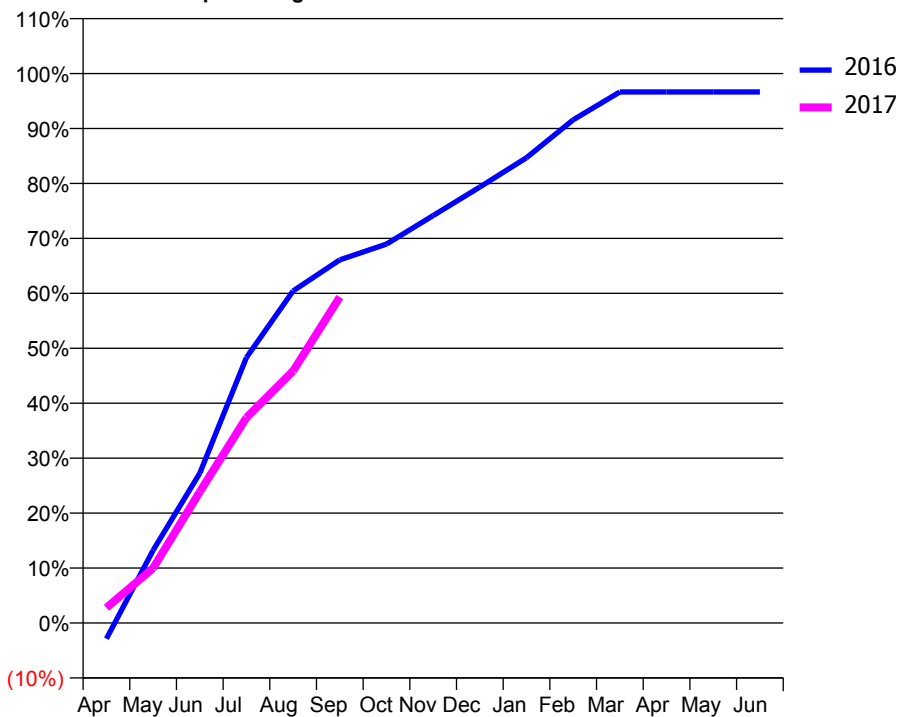
ACCESS*

Patients seen in 24 months	Total	Change since previous quarter
Quarter ending September 2015	872	
Quarter ending December 2015	783	↓
Quarter ending March 2016	656	↓
Quarter ending June 2016	743	↑
Quarter ending September 2016	845	↑
Variance since September 2015	(3.1%)	↓



ACTIVITY

Cumulative percentage of contracted UDA delivered 2016 & 2017



Adjusted Scheduled Activity (UDA)

Month	2016	2017
April	-72	46
May	331	166
June	682	398
July	1,208	623
August	1,511	765
September	1,652	989
October	1,724	
November	1,854	
December	1,984	
January	2,117	
February	2,289	
March	2,416	
April	2,416	
May	2,416	
June	2,416	

QUALITY

	Quantity	Base Number	Contract	AT	Region	England
% of FP17s for the same patient ID Re-attending within 3 months - Children	0	23	0.0%	9.9%	12.0%	12.4%
% of FP17s for the same patient ID Re-attending within 3 months - Adults	7	583	1.2%	14.7%	15.9%	16.7%
% of FP17s for the same patient ID Re-attending between 3 & 9 months - Children	0	23	0.0%	61.1%	58.6%	57.4%
% of FP17s for the same patient ID Re-attending between 3 & 9 months - Adults	63	583	10.8%	53.6%	51.6%	50.5%
% of FP17s for Band 1 Urgent Courses	13	606	2.1%	7.3%	8.0%	9.1%
% of FP17s Relating to Free Repair or Replacements	0	606	0.0%	0.8%	0.8%	0.8%
% of FP17s Relating to Continuations	3	606	0.5%	1.3%	1.3%	1.3%
% of Patients satisfied with the dentistry they have received	19	19	100.0%	93.2%	93.1%	93.2%
% of Patients satisfied with the time they had to wait for an appointment	19	19	100.0%	89.8%	89.1%	89.0%

* This is based on patients treated on this contract for their most recent course of treatment. Figures in italics indicate the base number of FP17s or Patient Questionnaire responses are less than 100. N/A is shown where the base number of responses is less than 10 during the period. % is calculated as Quantity/Base number*100

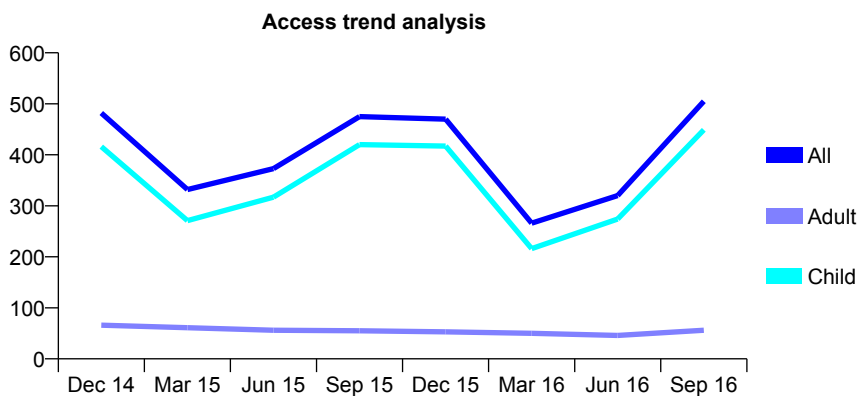
Q59 - Vital Signs At a Glance Contract Report for 906794/0001 - September 2016

Name or company name	MR RW BOWS
Contract type name	GDS Contract
Purpose of contract	General
Contract start date	01/04/2006
Contract end date	

16/17 Contracted general activity (UDA)	750
Carry forward general activity (UDA)	-9
16/17 Contracted orthodontic activity (UOA)	0
Carry forward orthodontic activity (UOA)	0
Baseline contract value	£18,797.43

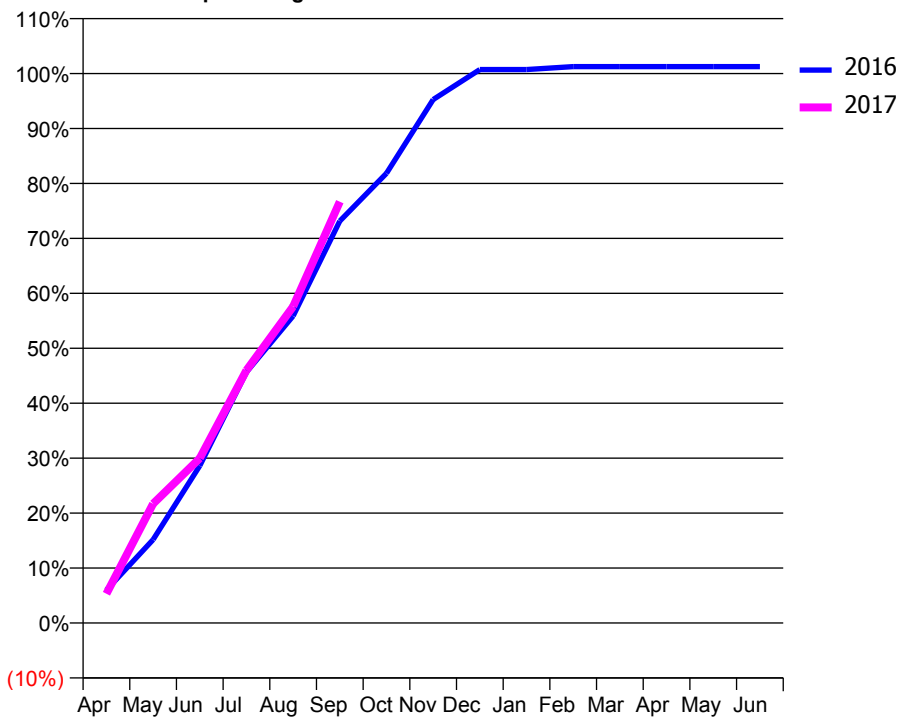
ACCESS*

Patients seen in 24 months	Total	Change since previous quarter
Quarter ending September 2015	475	
Quarter ending December 2015	470	↓
Quarter ending March 2016	266	↓
Quarter ending June 2016	320	↑
Quarter ending September 2016	505	↑
Variance since September 2015	6.3%	↑



ACTIVITY

Cumulative percentage of contracted UDA delivered 2016 & 2017



Month	Adjusted Scheduled Activity (UDA)	
	2016	2017
April	45	40
May	114	163
June	215	225
July	342	345
August	419	432
September	549	575
October	614	
November	714	
December	755	
January	755	
February	759	
March	759	
April	759	
May	759	
June	759	

QUALITY

	Quantity	Base Number	Contract	AT	Region	England
% of FP17s for the same patient ID Re-attending within 3 months - Children	12	424	2.8%	9.9%	12.0%	12.4%
% of FP17s for the same patient ID Re-attending within 3 months - Adults	1	27	3.7%	14.7%	15.9%	16.7%
% of FP17s for the same patient ID Re-attending between 3 & 9 months - Children	109	424	25.7%	61.1%	58.6%	57.4%
% of FP17s for the same patient ID Re-attending between 3 & 9 months - Adults	6	27	22.2%	53.6%	51.6%	50.5%
% of FP17s for Band 1 Urgent Courses	25	451	5.5%	7.3%	8.0%	9.1%
% of FP17s Relating to Free Repair or Replacements	0	451	0.0%	0.8%	0.8%	0.8%
% of FP17s Relating to Continuations	0	451	0.0%	1.3%	1.3%	1.3%
% of Patients satisfied with the dentistry they have received	0	0	N/A	93.2%	93.1%	93.2%
% of Patients satisfied with the time they had to wait for an appointment	0	0	N/A	89.8%	89.1%	89.0%

* This is based on patients treated on this contract for their most recent course of treatment. Figures in italics indicate the base number of FP17s or Patient Questionnaire responses are less than 100. N/A is shown where the base number of responses is less than 10 during the period. % is calculated as Quantity/Base number*100

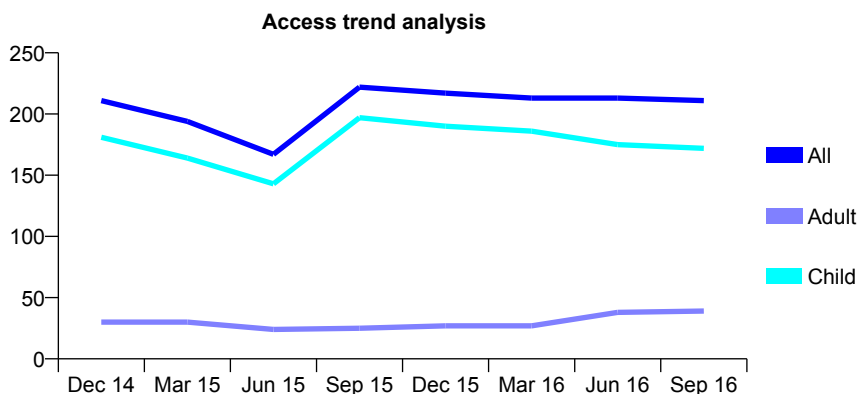
Q59 - Vital Signs At a Glance Contract Report for 911666/0001 - September 2016

Name or company name	MR LT FITZPATRICK
Contract type name	GDS Contract
Purpose of contract	General
Contract start date	01/04/2006
Contract end date	

16/17 Contracted general activity (UDA)	450
Carry forward general activity (UDA)	0
16/17 Contracted orthodontic activity (UOA)	0
Carry forward orthodontic activity (UOA)	0
Baseline contract value	£10,135.03

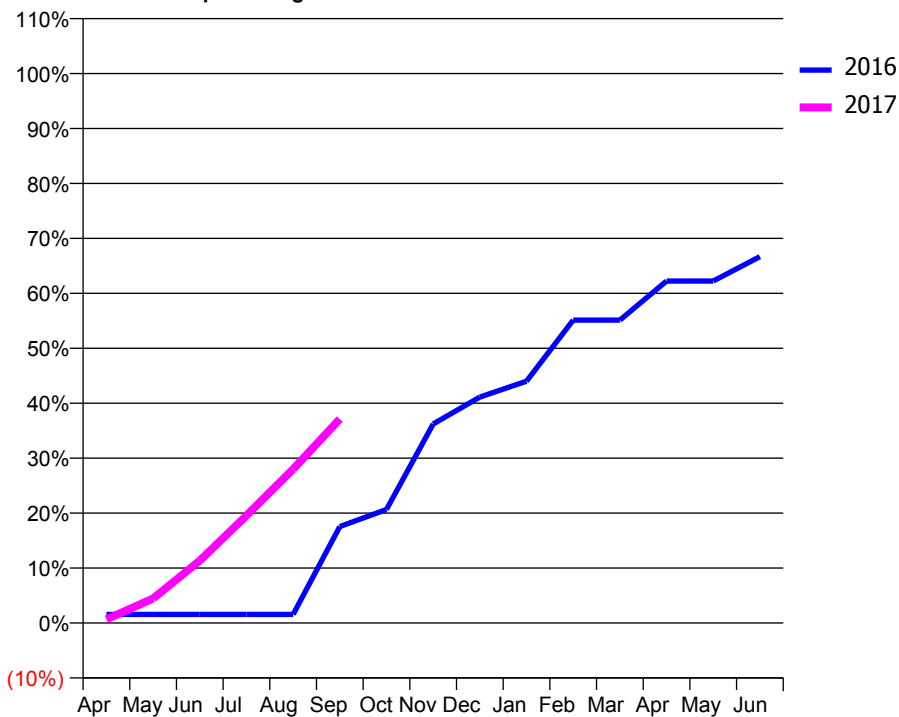
ACCESS*

Patients seen in 24 months	Total	Change since previous quarter
Quarter ending September 2015	222	
Quarter ending December 2015	217	↓
Quarter ending March 2016	213	↓
Quarter ending June 2016	213	→
Quarter ending September 2016	211	→
Variance since September 2015	(5.0%)	↓



ACTIVITY

Cumulative percentage of contracted UDA delivered 2016 & 2017



Month	Adjusted Scheduled Activity (UDA)	
	2016	2017
April	7	3
May	7	20
June	7	51
July	7	88
August	7	126
September	79	167
October	93	
November	163	
December	185	
January	198	
February	248	
March	248	
April	280	
May	280	
June	300	

QUALITY

	Quantity	Base Number	Contract	AT	Region	England
% of FP17s for the same patient ID Re-attending within 3 months - Children	8	148	5.4%	9.9%	12.0%	12.4%
% of FP17s for the same patient ID Re-attending within 3 months - Adults	0	1	0.0%	14.7%	15.9%	16.7%
% of FP17s for the same patient ID Re-attending between 3 & 9 months - Children	111	148	75.0%	61.1%	58.6%	57.4%
% of FP17s for the same patient ID Re-attending between 3 & 9 months - Adults	1	1	100.0%	53.6%	51.6%	50.5%
% of FP17s for Band 1 Urgent Courses	0	107	0.0%	7.3%	8.0%	9.1%
% of FP17s Relating to Free Repair or Replacements	0	107	0.0%	0.8%	0.8%	0.8%
% of FP17s Relating to Continuations	3	107	2.8%	1.3%	1.3%	1.3%
% of Patients satisfied with the dentistry they have received	0	1	N/A	93.2%	93.1%	93.2%
% of Patients satisfied with the time they had to wait for an appointment	0	1	N/A	89.8%	89.1%	89.0%

* This is based on patients treated on this contract for their most recent course of treatment. Figures in italics indicate the base number of FP17s or Patient Questionnaire responses are less than 100. N/A is shown where the base number of responses is less than 10 during the period. % is calculated as Quantity/Base number*100

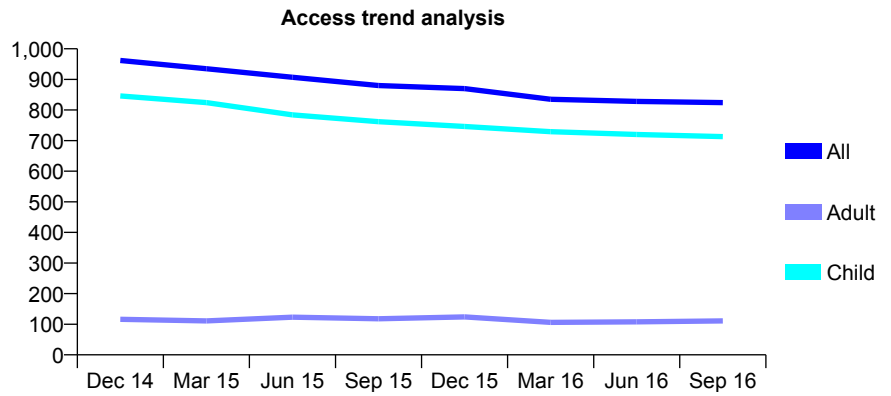
Q59 - Vital Signs At a Glance Contract Report for 914975/0001 - September 2016

Name or company name	MR CR SUTTON
Contract type name	GDS Contract
Purpose of contract	General and Orthodontic
Contract start date	01/04/2006
Contract end date	

16/17 Contracted general activity (UDA)	2,050
Carry forward general activity (UDA)	0
16/17 Contracted orthodontic activity (UOA)	1,346
Carry forward orthodontic activity (UOA)	0
Baseline contract value	£142,318.06

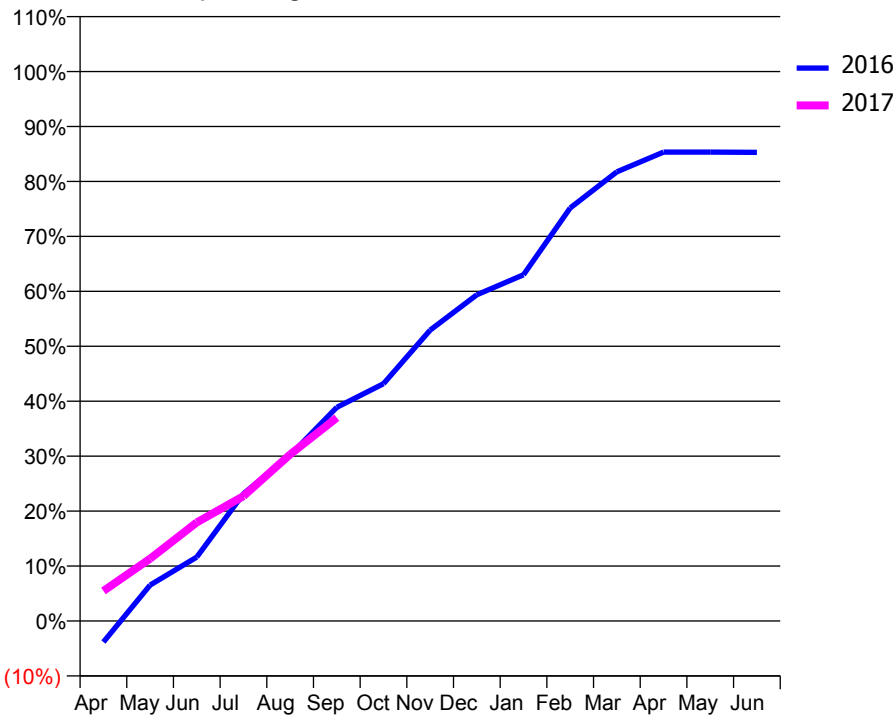
ACCESS*

Patients seen in 24 months	Total	Change since previous quarter
Quarter ending September 2015	880	
Quarter ending December 2015	870	↓
Quarter ending March 2016	835	↓
Quarter ending June 2016	828	→
Quarter ending September 2016	824	→
Variance since September 2015	(6.4%)	↓



ACTIVITY

Cumulative percentage of contracted UDA delivered 2016 & 2017



Month	Adjusted Scheduled Activity (UDA)	
	2016	2017
April	-79	112
May	134	233
June	239	368
July	475	466
August	618	622
September	797	758
October	885	
November	1,085	
December	1,217	
January	1,292	
February	1,541	
March	1,676	
April	1,750	
May	1,750	
June	1,749	

QUALITY

	Quantity	Base Number	Contract	AT	Region	England
% of FP17s for the same patient ID Re-attending within 3 months - Children	69	774	8.9%	9.9%	12.0%	12.4%
% of FP17s for the same patient ID Re-attending within 3 months - Adults	1	6	16.7%	14.7%	15.9%	16.7%
% of FP17s for the same patient ID Re-attending between 3 & 9 months - Children	492	774	63.6%	61.1%	58.6%	57.4%
% of FP17s for the same patient ID Re-attending between 3 & 9 months - Adults	2	6	33.3%	53.6%	51.6%	50.5%
% of FP17s for Band 1 Urgent Courses	16	580	2.8%	7.3%	8.0%	9.1%
% of FP17s Relating to Free Repair or Replacements	0	580	0.0%	0.8%	0.8%	0.8%
% of FP17s Relating to Continuations	0	580	0.0%	1.3%	1.3%	1.3%
% of Patients satisfied with the dentistry they have received	0	0	N/A	93.2%	93.1%	93.2%
% of Patients satisfied with the time they had to wait for an appointment	0	0	N/A	89.8%	89.1%	89.0%

* This is based on patients treated on this contract for their most recent course of treatment. Figures in italics indicate the base number of FP17s or Patient Questionnaire responses are less than 100. N/A is shown where the base number of responses is less than 10 during the period. % is calculated as Quantity/Base number*100

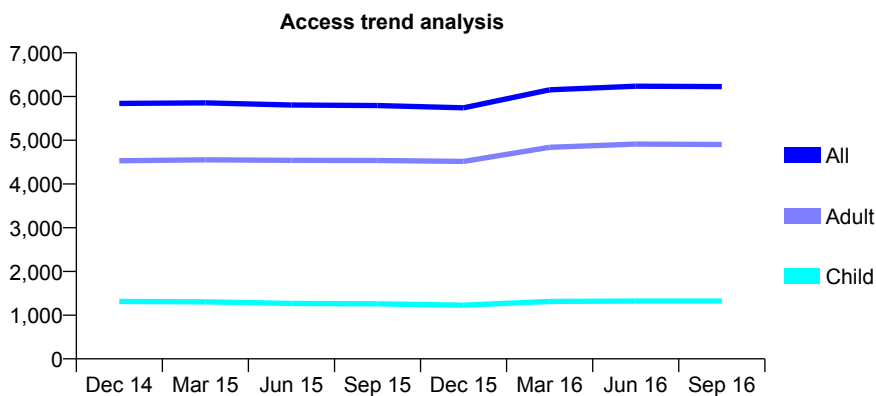
Q59 - Vital Signs At a Glance Contract Report for 917753/0001 - September 2016

Name or company name	MISS LM JAMIESON
Contract type name	GDS Contract
Purpose of contract	General
Contract start date	01/04/2006
Contract end date	

16/17 Contracted general activity (UDA)	18,000
Carry forward general activity (UDA)	0
16/17 Contracted orthodontic activity (UOA)	0
Carry forward orthodontic activity (UOA)	0
Baseline contract value	£433,928.13

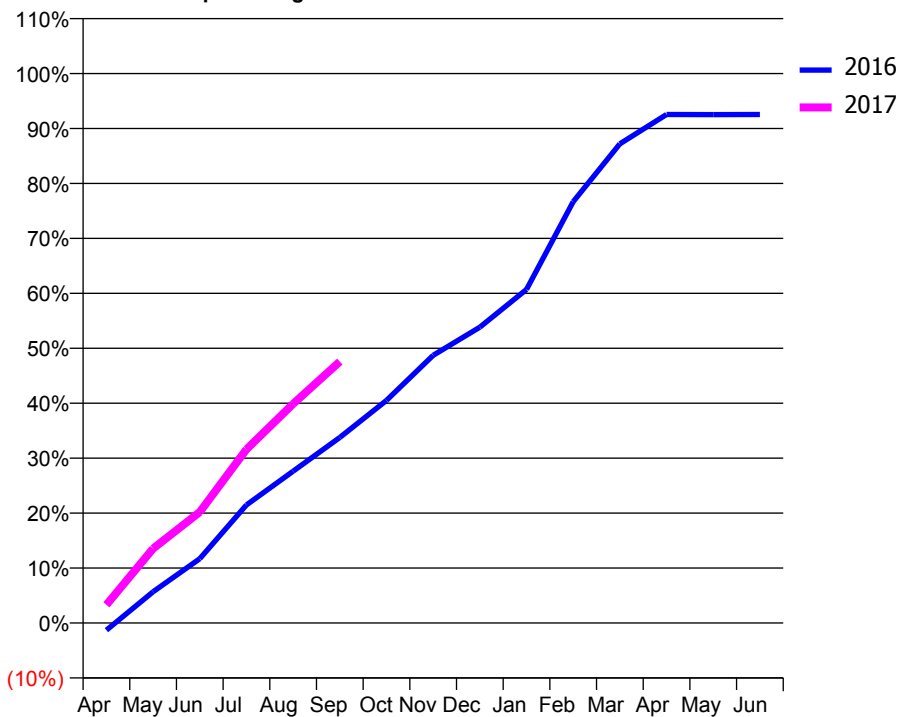
ACCESS*

Patients seen in 24 months	Total	Change since previous quarter
Quarter ending September 2015	5,795	
Quarter ending December 2015	5,742	→
Quarter ending March 2016	6,154	↑
Quarter ending June 2016	6,235	→
Quarter ending September 2016	6,226	→
Variance since September 2015	7.4%	↑



ACTIVITY

Cumulative percentage of contracted UDA delivered 2016 & 2017



Month	Adjusted Scheduled Activity (UDA)	
	2016	2017
April	-245	598
May	1,055	2,439
June	2,166	3,637
July	3,975	5,688
August	5,112	7,181
September	6,249	8,564
October	7,497	
November	9,011	
December	9,960	
January	11,228	
February	14,186	
March	16,134	
April	17,120	
May	17,117	
June	17,122	

QUALITY

	Quantity	Base Number	Contract	AT	Region	England
% of FP17s for the same patient ID Re-attending within 3 months - Children	60	1,036	5.8%	9.9%	12.0%	12.4%
% of FP17s for the same patient ID Re-attending within 3 months - Adults	450	3,539	12.7%	14.7%	15.9%	16.7%
% of FP17s for the same patient ID Re-attending between 3 & 9 months - Children	653	1,036	63.0%	61.1%	58.6%	57.4%
% of FP17s for the same patient ID Re-attending between 3 & 9 months - Adults	2,330	3,539	65.8%	53.6%	51.6%	50.5%
% of FP17s for Band 1 Urgent Courses	260	4,111	6.3%	7.3%	8.0%	9.1%
% of FP17s Relating to Free Repair or Replacements	23	4,111	0.6%	0.8%	0.8%	0.8%
% of FP17s Relating to Continuations	24	4,111	0.6%	1.3%	1.3%	1.3%
% of Patients satisfied with the dentistry they have received	13	13	100.0%	93.2%	93.1%	93.2%
% of Patients satisfied with the time they had to wait for an appointment	13	13	100.0%	89.8%	89.1%	89.0%

* This is based on patients treated on this contract for their most recent course of treatment. Figures in italics indicate the base number of FP17s or Patient Questionnaire responses are less than 100. N/A is shown where the base number of responses is less than 10 during the period. % is calculated as Quantity/Base number*100

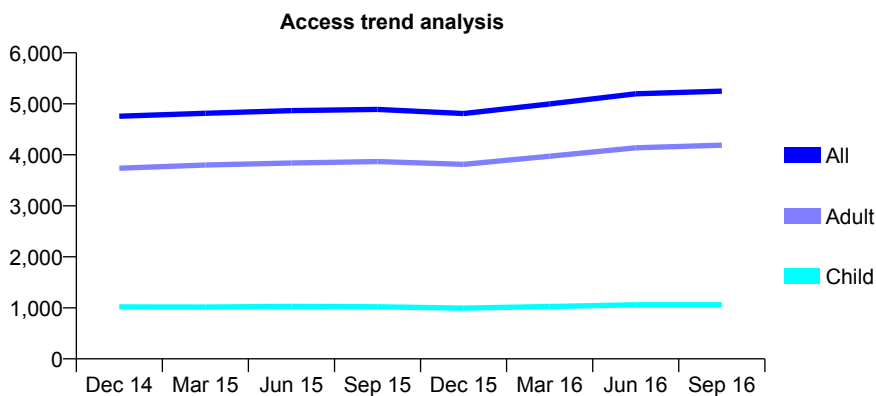
Q59 - Vital Signs At a Glance Contract Report for 917753/0002 - September 2016

Name or company name	MISS LM JAMIESON
Contract type name	GDS Contract
Purpose of contract	General
Contract start date	29/08/2006
Contract end date	

16/17 Contracted general activity (UDA)	18,000
Carry forward general activity (UDA)	0
16/17 Contracted orthodontic activity (UOA)	0
Carry forward orthodontic activity (UOA)	0
Baseline contract value	£433,928.13

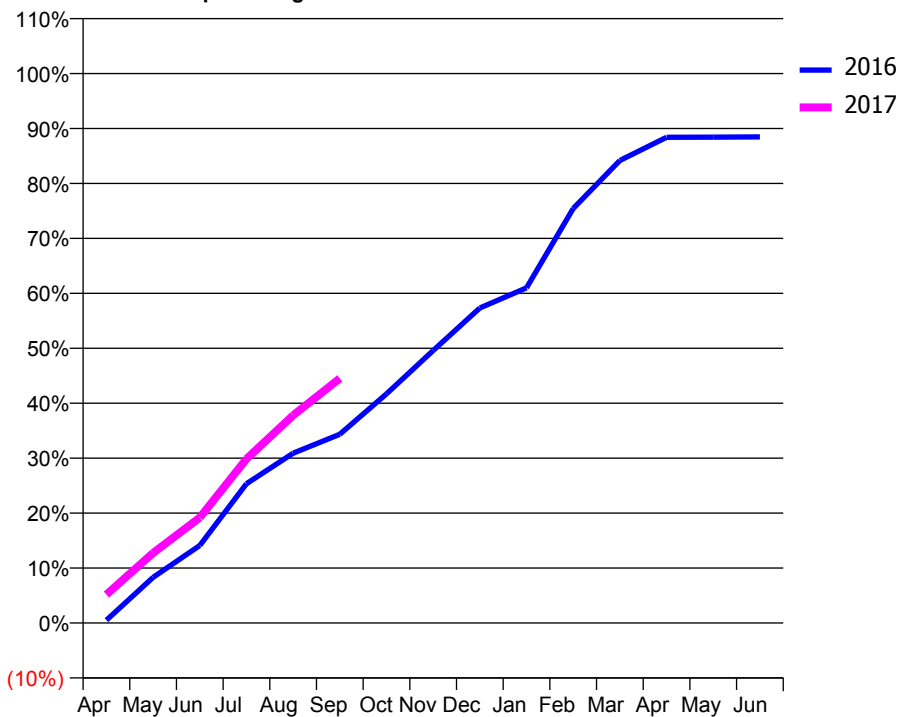
ACCESS*

Patients seen in 24 months	Total	Change since previous quarter
Quarter ending September 2015	4,889	
Quarter ending December 2015	4,809	↓
Quarter ending March 2016	4,998	↑
Quarter ending June 2016	5,196	↑
Quarter ending September 2016	5,248	→
Variance since September 2015	7.3%	↑



ACTIVITY

Cumulative percentage of contracted UDA delivered 2016 & 2017



Month	Adjusted Scheduled Activity (UDA)	
	2016	2017
April	96	933
May	1,539	2,297
June	2,610	3,451
July	4,689	5,376
August	5,719	6,803
September	6,357	8,012
October	7,713	
November	9,175	
December	10,608	
January	11,283	
February	13,955	
March	15,571	
April	16,353	
May	16,358	
June	16,367	

QUALITY

	Quantity	Base Number	Contract	AT	Region	England
% of FP17s for the same patient ID Re-attending within 3 months - Children	49	832	5.9%	9.9%	12.0%	12.4%
% of FP17s for the same patient ID Re-attending within 3 months - Adults	259	3,046	8.5%	14.7%	15.9%	16.7%
% of FP17s for the same patient ID Re-attending between 3 & 9 months - Children	536	832	64.4%	61.1%	58.6%	57.4%
% of FP17s for the same patient ID Re-attending between 3 & 9 months - Adults	1,950	3,046	64.0%	53.6%	51.6%	50.5%
% of FP17s for Band 1 Urgent Courses	154	3,592	4.3%	7.3%	8.0%	9.1%
% of FP17s Relating to Free Repair or Replacements	11	3,592	0.3%	0.8%	0.8%	0.8%
% of FP17s Relating to Continuations	23	3,592	0.6%	1.3%	1.3%	1.3%
% of Patients satisfied with the dentistry they have received	11	11	100.0%	93.2%	93.1%	93.2%
% of Patients satisfied with the time they had to wait for an appointment	10	11	90.9%	89.8%	89.1%	89.0%

* This is based on patients treated on this contract for their most recent course of treatment. Figures in italics indicate the base number of FP17s or Patient Questionnaire responses are less than 100. N/A is shown where the base number of responses is less than 10 during the period. % is calculated as Quantity/Base number*100

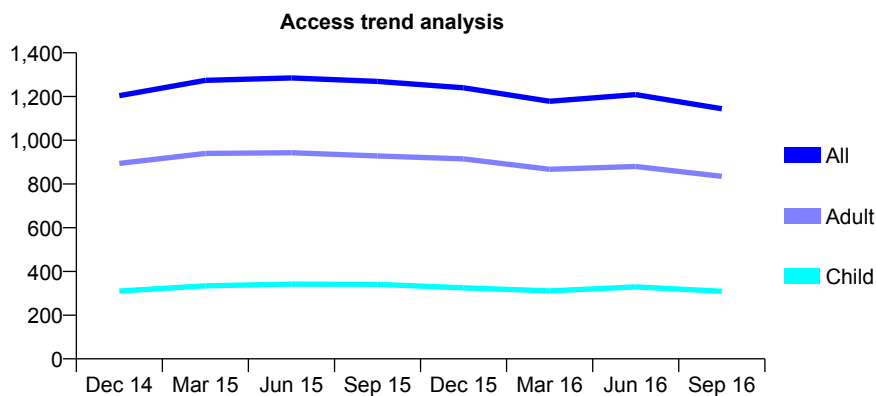
Q59 - Vital Signs At a Glance Contract Report for 919632/0001 - September 2016

Name or company name	MRS D SOLANKI
Contract type name	GDS Contract
Purpose of contract	General
Contract start date	01/04/2006
Contract end date	

16/17 Contracted general activity (UDA)	3,046
Carry forward general activity (UDA)	-55
16/17 Contracted orthodontic activity (UOA)	0
Carry forward orthodontic activity (UOA)	0
Baseline contract value	£53,419.29

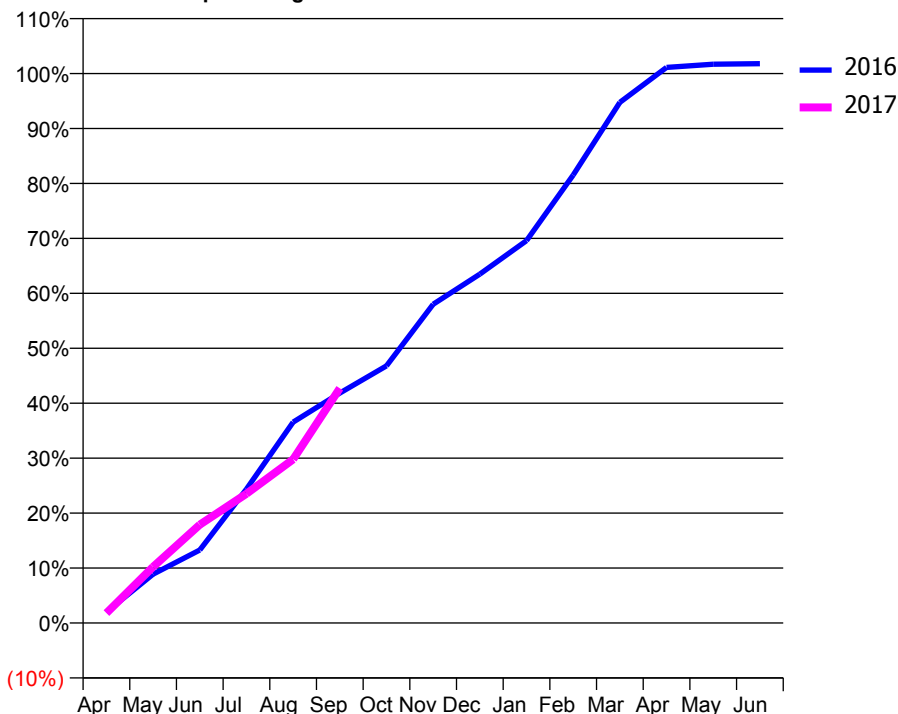
ACCESS*

Patients seen in 24 months	Total	Change since previous quarter
Quarter ending September 2015	1,269	
Quarter ending December 2015	1,240	↓
Quarter ending March 2016	1,178	↓
Quarter ending June 2016	1,209	↑
Quarter ending September 2016	1,144	↓
Variance since September 2015	(9.9%)	↓



ACTIVITY

Cumulative percentage of contracted UDA delivered 2016 & 2017



Month	Adjusted Scheduled Activity (UDA)	
	2016	2017
April	61	55
May	271	311
June	405	545
July	743	717
August	1,114	907
September	1,274	1,301
October	1,425	
November	1,767	
December	1,934	
January	2,120	
February	2,483	
March	2,886	
April	3,080	
May	3,098	
June	3,101	

QUALITY

	Quantity	Base Number	Contract	AT	Region	England
% of FP17s for the same patient ID Re-attending within 3 months - Children	24	246	9.8%	9.9%	12.0%	12.4%
% of FP17s for the same patient ID Re-attending within 3 months - Adults	65	580	11.2%	14.7%	15.9%	16.7%
% of FP17s for the same patient ID Re-attending between 3 & 9 months - Children	68	246	27.6%	61.1%	58.6%	57.4%
% of FP17s for the same patient ID Re-attending between 3 & 9 months - Adults	263	580	45.3%	53.6%	51.6%	50.5%
% of FP17s for Band 1 Urgent Courses	56	688	8.1%	7.3%	8.0%	9.1%
% of FP17s Relating to Free Repair or Replacements	4	688	0.6%	0.8%	0.8%	0.8%
% of FP17s Relating to Continuations	3	688	0.4%	1.3%	1.3%	1.3%
% of Patients satisfied with the dentistry they have received	1	1	N/A	93.2%	93.1%	93.2%
% of Patients satisfied with the time they had to wait for an appointment	1	1	N/A	89.8%	89.1%	89.0%

* This is based on patients treated on this contract for their most recent course of treatment. Figures in italics indicate the base number of FP17s or Patient Questionnaire responses are less than 100. N/A is shown where the base number of responses is less than 10 during the period. % is calculated as Quantity/Base number*100

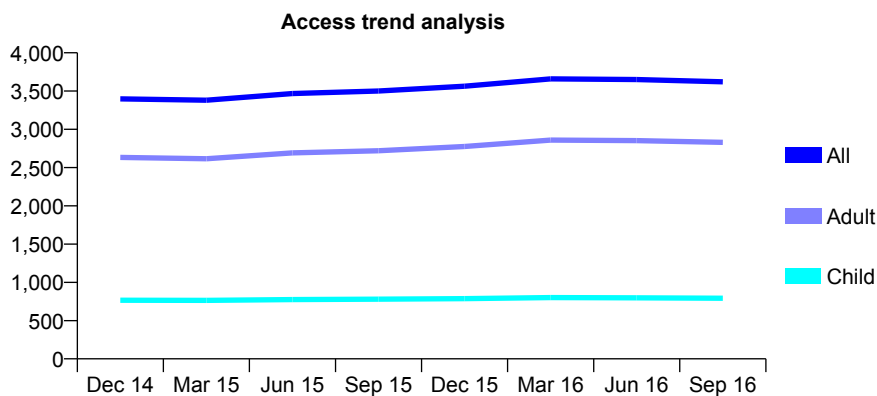
Q59 - Vital Signs At a Glance Contract Report for 919845/0001 - September 2016

Name or company name	MISS H BURNIKELL
Contract type name	GDS Contract
Purpose of contract	General
Contract start date	01/04/2006
Contract end date	

16/17 Contracted general activity (UDA)	8,630
Carry forward general activity (UDA)	70
16/17 Contracted orthodontic activity (UOA)	0
Carry forward orthodontic activity (UOA)	0
Baseline contract value	£225,524.20

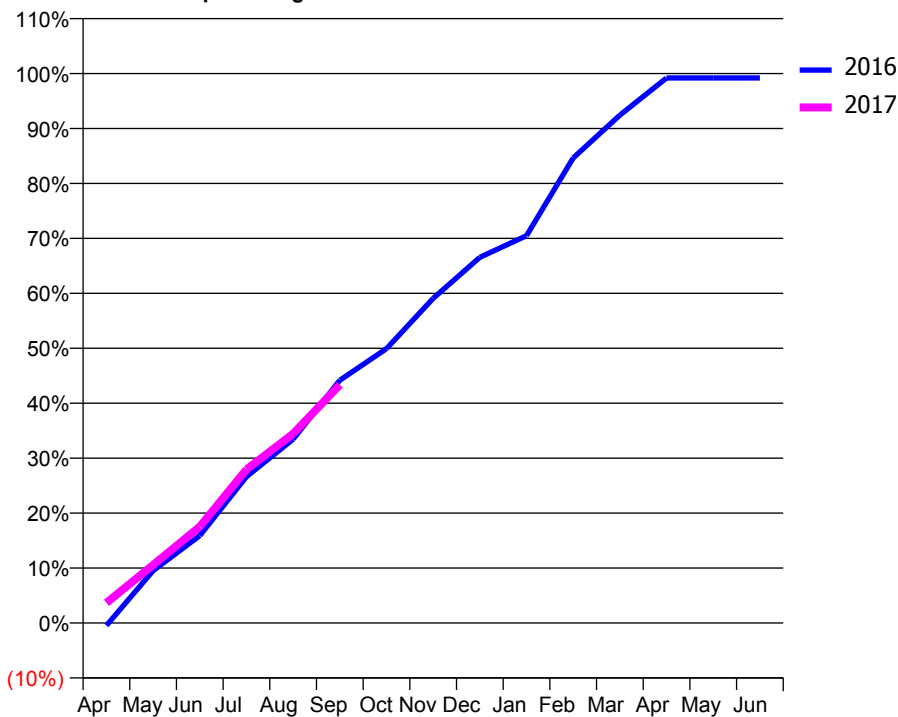
ACCESS*

Patients seen in 24 months	Total	Change since previous quarter
Quarter ending September 2015	3,500	
Quarter ending December 2015	3,563	→
Quarter ending March 2016	3,660	↑
Quarter ending June 2016	3,650	→
Quarter ending September 2016	3,621	→
Variance since September 2015	3.5%	↑



ACTIVITY

Cumulative percentage of contracted UDA delivered 2016 & 2017



Month	Adjusted Scheduled Activity (UDA)	
	2016	2017
April	-40	317
May	822	912
June	1,374	1,513
July	2,299	2,411
August	2,888	2,972
September	3,812	3,742
October	4,309	
November	5,097	
December	5,743	
January	6,083	
February	7,304	
March	7,976	
April	8,561	
May	8,560	
June	8,560	

QUALITY

	Quantity	Base Number	Contract	AT	Region	England
% of FP17s for the same patient ID Re-attending within 3 months - Children	75	578	13.0%	9.9%	12.0%	12.4%
% of FP17s for the same patient ID Re-attending within 3 months - Adults	478	2,227	21.5%	14.7%	15.9%	16.7%
% of FP17s for the same patient ID Re-attending between 3 & 9 months - Children	295	578	51.0%	61.1%	58.6%	57.4%
% of FP17s for the same patient ID Re-attending between 3 & 9 months - Adults	1,189	2,227	53.4%	53.6%	51.6%	50.5%
% of FP17s for Band 1 Urgent Courses	170	2,484	6.8%	7.3%	8.0%	9.1%
% of FP17s Relating to Free Repair or Replacements	21	2,484	0.8%	0.8%	0.8%	0.8%
% of FP17s Relating to Continuations	21	2,484	0.8%	1.3%	1.3%	1.3%
% of Patients satisfied with the dentistry they have received	2	2	N/A	93.2%	93.1%	93.2%
% of Patients satisfied with the time they had to wait for an appointment	1	2	N/A	89.8%	89.1%	89.0%

* This is based on patients treated on this contract for their most recent course of treatment. Figures in italics indicate the base number of FP17s or Patient Questionnaire responses are less than 100. N/A is shown where the base number of responses is less than 10 during the period. % is calculated as Quantity/Base number*100

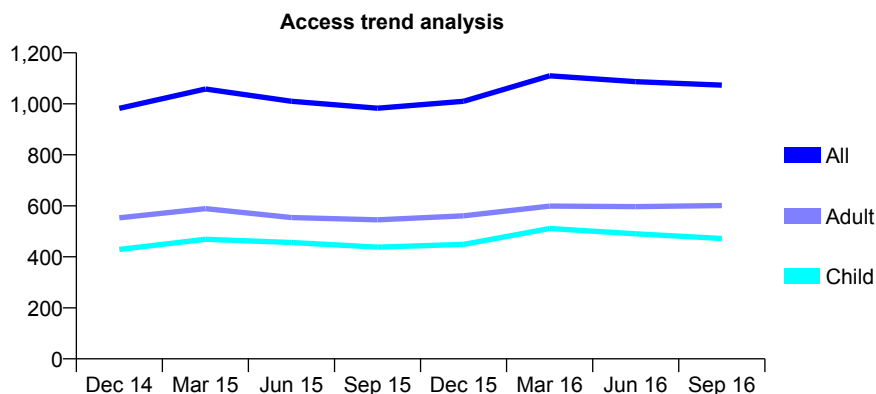
Q59 - Vital Signs At a Glance Contract Report for 925322/0001 - September 2016

Name or company name	MRS F OSMAN
Contract type name	GDS Contract
Purpose of contract	General
Contract start date	01/04/2006
Contract end date	

16/17 Contracted general activity (UDA)	2,723
Carry forward general activity (UDA)	0
16/17 Contracted orthodontic activity (UOA)	0
Carry forward orthodontic activity (UOA)	0
Baseline contract value	£69,481.86

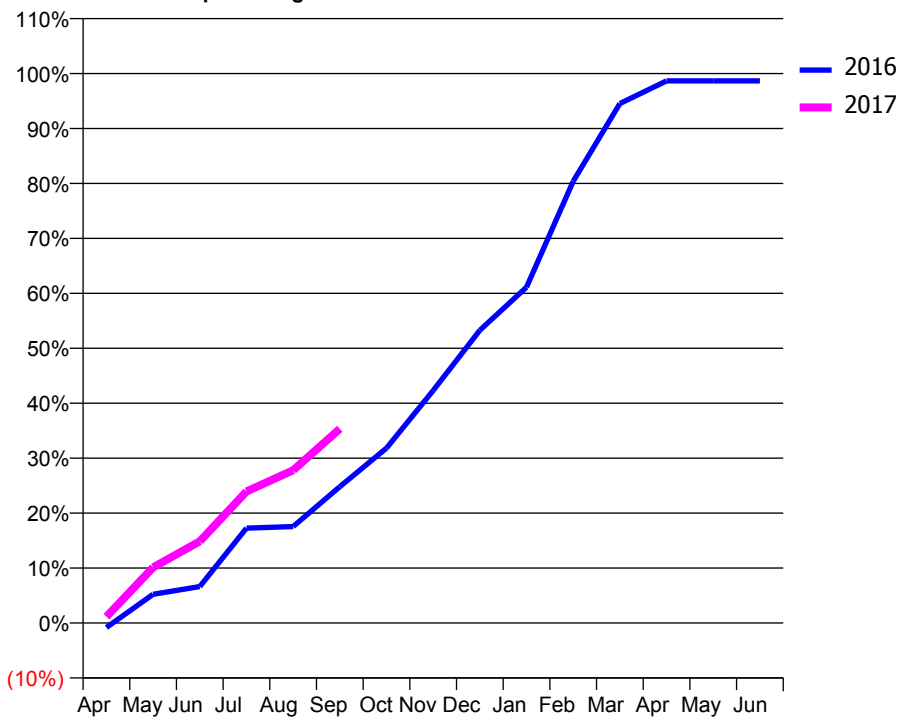
ACCESS*

Patients seen in 24 months	Total	Change since previous quarter
Quarter ending September 2015	983	
Quarter ending December 2015	1,010	↑
Quarter ending March 2016	1,110	↑
Quarter ending June 2016	1,087	↓
Quarter ending September 2016	1,073	↓
Variance since September 2015	9.2%	↑



ACTIVITY

Cumulative percentage of contracted UDA delivered 2016 & 2017



Adjusted Scheduled Activity (UDA)

Month	2016	2017
April	-29	31
May	179	276
June	227	405
July	591	652
August	601	757
September	850	963
October	1,089	
November	1,449	
December	1,824	
January	2,092	
February	2,751	
March	3,236	
April	3,377	
May	3,377	
June	3,377	

QUALITY

	Quantity	Base Number	Contract	AT	Region	England
% of FP17s for the same patient ID Re-attending within 3 months - Children	14	264	5.3%	9.9%	12.0%	12.4%
% of FP17s for the same patient ID Re-attending within 3 months - Adults	33	322	10.2%	14.7%	15.9%	16.7%
% of FP17s for the same patient ID Re-attending between 3 & 9 months - Children	167	264	63.3%	61.1%	58.6%	57.4%
% of FP17s for the same patient ID Re-attending between 3 & 9 months - Adults	214	322	66.5%	53.6%	51.6%	50.5%
% of FP17s for Band 1 Urgent Courses	28	534	5.2%	7.3%	8.0%	9.1%
% of FP17s Relating to Free Repair or Replacements	2	534	0.4%	0.8%	0.8%	0.8%
% of FP17s Relating to Continuations	0	534	0.0%	1.3%	1.3%	1.3%
% of Patients satisfied with the dentistry they have received	0	0	N/A	93.2%	93.1%	93.2%
% of Patients satisfied with the time they had to wait for an appointment	0	0	N/A	89.8%	89.1%	89.0%

* This is based on patients treated on this contract for their most recent course of treatment. Figures in italics indicate the base number of FP17s or Patient Questionnaire responses are less than 100. N/A is shown where the base number of responses is less than 10 during the period. % is calculated as Quantity/Base number*100

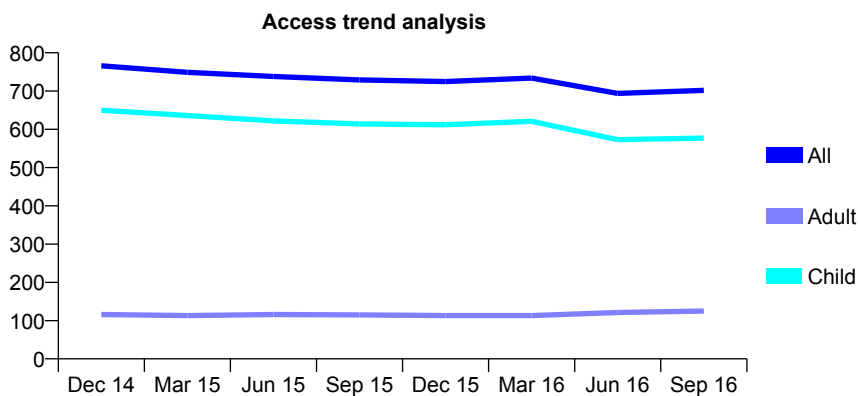
Q59 - Vital Signs At a Glance Contract Report for 927244/0001 - September 2016

Name or company name	MR TE VISSER
Contract type name	GDS Contract
Purpose of contract	General
Contract start date	01/04/2006
Contract end date	

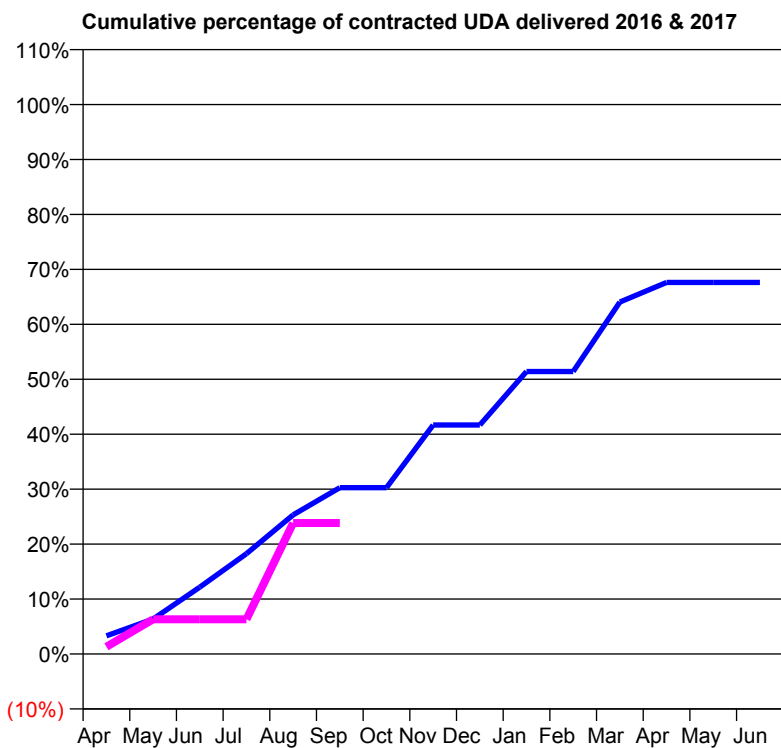
16/17 Contracted general activity (UDA)	1,900
Carry forward general activity (UDA)	0
16/17 Contracted orthodontic activity (UOA)	0
Carry forward orthodontic activity (UOA)	0
Baseline contract value	£41,882.15

ACCESS*

Patients seen in 24 months	Total	Change since previous quarter
Quarter ending September 2015	729	
Quarter ending December 2015	725	→
Quarter ending March 2016	734	→
Quarter ending June 2016	694	↓
Quarter ending September 2016	702	→
Variance since September 2015	(3.7%)	↓



ACTIVITY



Month	Adjusted Scheduled Activity (UDA)	
	2016	2017
April	63	25
May	121	120
June	231	120
July	347	120
August	481	453
September	575	453
October	575	
November	792	
December	792	
January	977	
February	977	
March	1,217	
April	1,285	
May	1,285	
June	1,285	

QUALITY

	Quantity	Base Number	Contract	AT	Region	England
% of FP17s for the same patient ID Re-attending within 3 months - Children	25	420	6.0%	9.9%	12.0%	12.4%
% of FP17s for the same patient ID Re-attending within 3 months - Adults	1	21	4.8%	14.7%	15.9%	16.7%
% of FP17s for the same patient ID Re-attending between 3 & 9 months - Children	319	420	76.0%	61.1%	58.6%	57.4%
% of FP17s for the same patient ID Re-attending between 3 & 9 months - Adults	17	21	81.0%	53.6%	51.6%	50.5%
% of FP17s for Band 1 Urgent Courses	0	389	0.0%	7.3%	8.0%	9.1%
% of FP17s Relating to Free Repair or Replacements	0	389	0.0%	0.8%	0.8%	0.8%
% of FP17s Relating to Continuations	9	389	2.3%	1.3%	1.3%	1.3%
% of Patients satisfied with the dentistry they have received	0	0	N/A	93.2%	93.1%	93.2%
% of Patients satisfied with the time they had to wait for an appointment	0	0	N/A	89.8%	89.1%	89.0%

* This is based on patients treated on this contract for their most recent course of treatment. Figures in italics indicate the base number of FP17s or Patient Questionnaire responses are less than 100. N/A is shown where the base number of responses is less than 10 during the period. % is calculated as Quantity/Base number*100

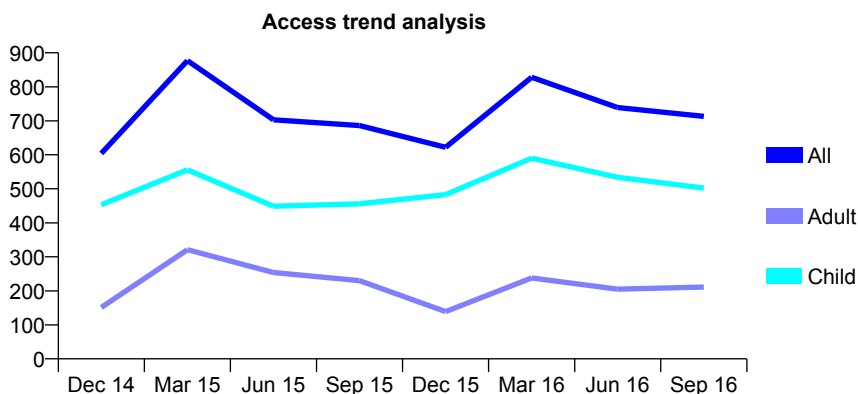
Q59 - Vital Signs At a Glance Contract Report for 929328/0001 - September 2016

Name or company name	MR VH PEART
Contract type name	GDS Contract
Purpose of contract	General and Orthodontic
Contract start date	01/04/2006
Contract end date	

16/17 Contracted general activity (UDA)	1,775
Carry forward general activity (UDA)	22
16/17 Contracted orthodontic activity (UOA)	31
Carry forward orthodontic activity (UOA)	0
Baseline contract value	£50,896.62

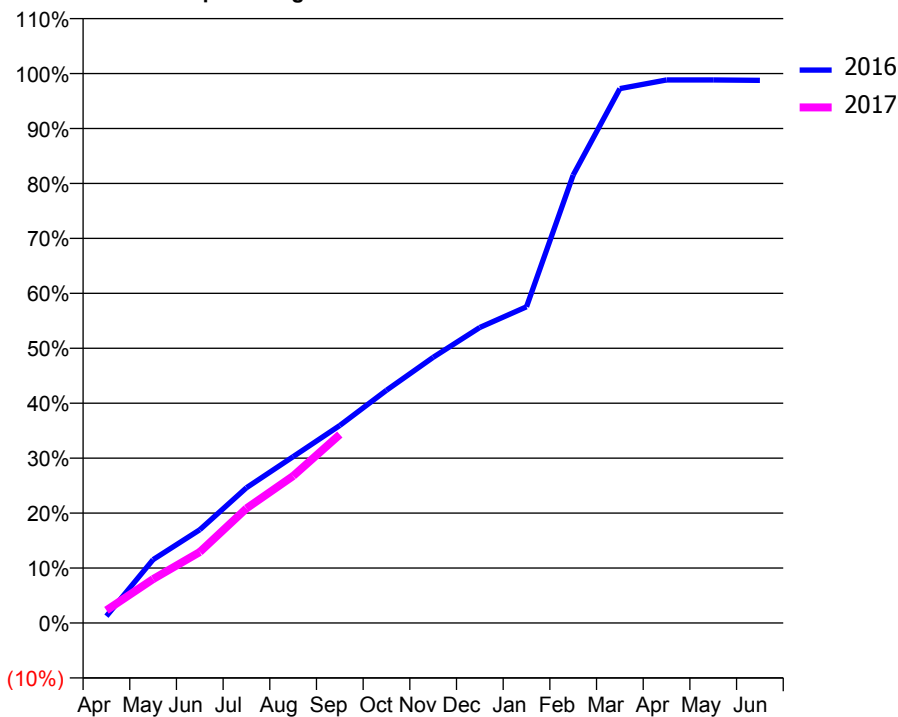
ACCESS*

Patients seen in 24 months	Total	Change since previous quarter
Quarter ending September 2015	686	
Quarter ending December 2015	622	↓
Quarter ending March 2016	828	↑
Quarter ending June 2016	739	↓
Quarter ending September 2016	713	↓
Variance since September 2015	3.9%	↑



ACTIVITY

Cumulative percentage of contracted UDA delivered 2016 & 2017



Adjusted Scheduled Activity (UDA)

Month	2016	2017
April	22	41
May	205	142
June	301	229
July	437	370
August	537	475
September	638	609
October	752	
November	858	
December	955	
January	1,022	
February	1,447	
March	1,726	
April	1,754	
May	1,754	
June	1,753	

QUALITY

	Quantity	Base Number	Contract	AT	Region	England
% of FP17s for the same patient ID Re-attending within 3 months - Children	38	437	8.7%	9.9%	12.0%	12.4%
% of FP17s for the same patient ID Re-attending within 3 months - Adults	2	45	4.4%	14.7%	15.9%	16.7%
% of FP17s for the same patient ID Re-attending between 3 & 9 months - Children	275	437	62.9%	61.1%	58.6%	57.4%
% of FP17s for the same patient ID Re-attending between 3 & 9 months - Adults	17	45	37.8%	53.6%	51.6%	50.5%
% of FP17s for Band 1 Urgent Courses	10	456	2.2%	7.3%	8.0%	9.1%
% of FP17s Relating to Free Repair or Replacements	1	456	0.2%	0.8%	0.8%	0.8%
% of FP17s Relating to Continuations	0	456	0.0%	1.3%	1.3%	1.3%
% of Patients satisfied with the dentistry they have received	0	0	N/A	93.2%	93.1%	93.2%
% of Patients satisfied with the time they had to wait for an appointment	0	0	N/A	89.8%	89.1%	89.0%

* This is based on patients treated on this contract for their most recent course of treatment. Figures in italics indicate the base number of FP17s or Patient Questionnaire responses are less than 100. N/A is shown where the base number of responses is less than 10 during the period. % is calculated as Quantity/Base number*100

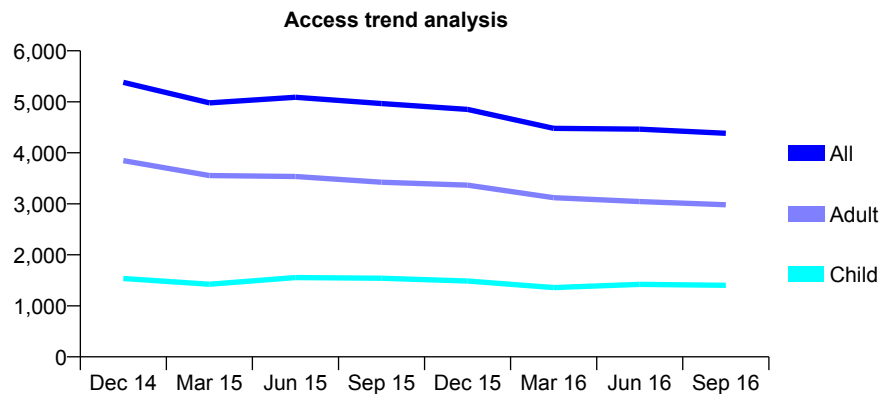
Q59 - Vital Signs At a Glance Contract Report for 929328/0004 - September 2016

Name or company name	MR VH PEART
Contract type name	PDS Plus Contract
Purpose of contract	General
Contract start date	01/04/2010
Contract end date	30/11/2016

16/17 Contracted general activity (UDA)	10,000
Carry forward general activity (UDA)	0
16/17 Contracted orthodontic activity (UOA)	0
Carry forward orthodontic activity (UOA)	0
Baseline contract value	£136,742.51

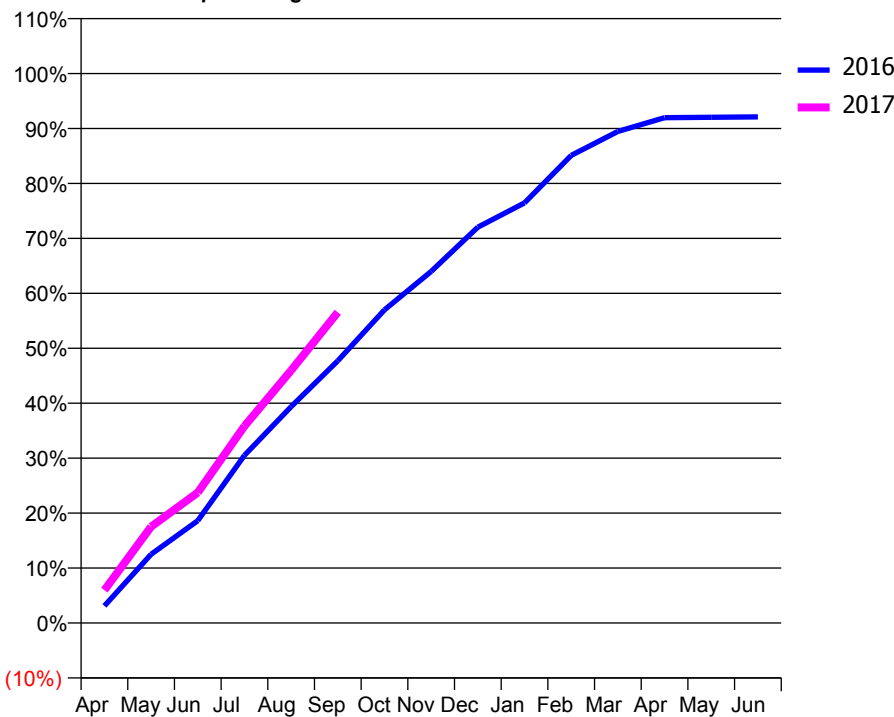
ACCESS*

Patients seen in 24 months	Total	Change since previous quarter
Quarter ending September 2015	4,966	
Quarter ending December 2015	4,851	↓
Quarter ending March 2016	4,479	↓
Quarter ending June 2016	4,464	→
Quarter ending September 2016	4,384	↓
Variance since September 2015	(11.7%)	↓



ACTIVITY

Cumulative percentage of contracted UDA delivered 2016 & 2017



Month	Adjusted Scheduled Activity (UDA)	
	2016	2017
April	468	599
May	1,876	1,753
June	2,794	2,375
July	4,577	3,583
August	5,906	4,597
September	7,160	5,655
October	8,547	
November	9,596	
December	10,805	
January	11,468	
February	12,764	
March	13,419	
April	13,793	
May	13,806	
June	13,814	

QUALITY

	Quantity	Base Number	Contract	AT	Region	England
% of FP17s for the same patient ID Re-attending within 3 months - Children	165	1,522	10.8%	9.9%	12.0%	12.4%
% of FP17s for the same patient ID Re-attending within 3 months - Adults	237	2,108	11.2%	14.7%	15.9%	16.7%
% of FP17s for the same patient ID Re-attending between 3 & 9 months - Children	976	1,522	64.1%	61.1%	58.6%	57.4%
% of FP17s for the same patient ID Re-attending between 3 & 9 months - Adults	679	2,108	32.2%	53.6%	51.6%	50.5%
% of FP17s for Band 1 Urgent Courses	176	3,384	5.2%	7.3%	8.0%	9.1%
% of FP17s Relating to Free Repair or Replacements	21	3,384	0.6%	0.8%	0.8%	0.8%
% of FP17s Relating to Continuations	16	3,384	0.5%	1.3%	1.3%	1.3%
% of Patients satisfied with the dentistry they have received	12	12	100.0%	93.2%	93.1%	93.2%
% of Patients satisfied with the time they had to wait for an appointment	12	12	100.0%	89.8%	89.1%	89.0%

* This is based on patients treated on this contract for their most recent course of treatment. Figures in italics indicate the base number of FP17s or Patient Questionnaire responses are less than 100. N/A is shown where the base number of responses is less than 10 during the period. % is calculated as Quantity/Base number*100

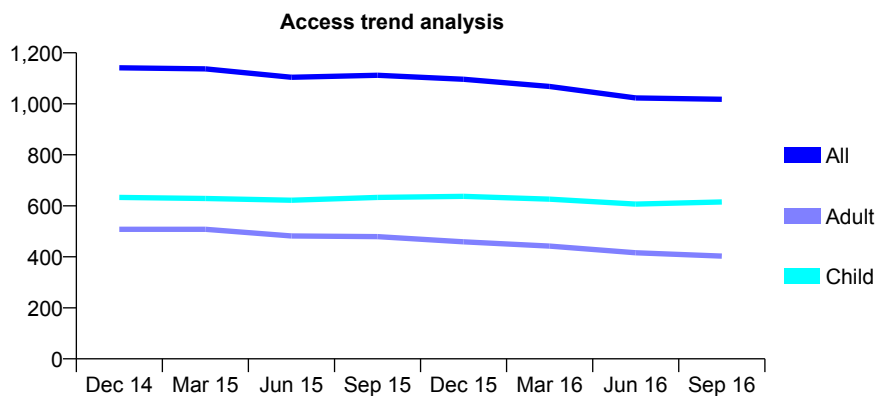
Q59 - Vital Signs At a Glance Contract Report for 931756/0001 - September 2016

Name or company name	MR RD CASEY
Contract type name	GDS Contract
Purpose of contract	General
Contract start date	01/04/2006
Contract end date	

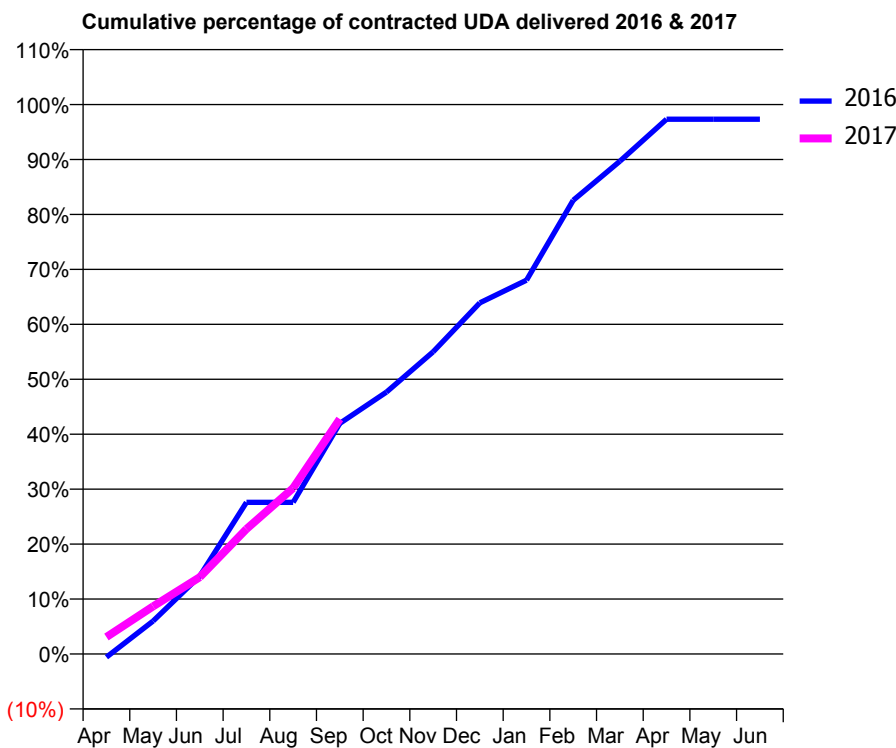
16/17 Contracted general activity (UDA)	3,968
Carry forward general activity (UDA)	0
16/17 Contracted orthodontic activity (UOA)	0
Carry forward orthodontic activity (UOA)	0
Baseline contract value	£106,409.31

ACCESS*

Patients seen in 24 months	Total	Change since previous quarter
Quarter ending September 2015	1,112	
Quarter ending December 2015	1,096	↓
Quarter ending March 2016	1,068	↓
Quarter ending June 2016	1,023	↓
Quarter ending September 2016	1,018	→
Variance since September 2015	(8.5%)	↓



ACTIVITY



Month	Adjusted Scheduled Activity (UDA)	
	2016	2017
April	-24	123
May	238	345
June	563	555
July	1,095	903
August	1,095	1,198
September	1,665	1,698
October	1,891	
November	2,183	
December	2,536	
January	2,700	
February	3,276	
March	3,558	
April	3,861	
May	3,861	
June	3,861	

QUALITY

	Quantity	Base Number	Contract	AT	Region	England
% of FP17s for the same patient ID Re-attending within 3 months - Children	21	498	4.2%	9.9%	12.0%	12.4%
% of FP17s for the same patient ID Re-attending within 3 months - Adults	70	289	24.2%	14.7%	15.9%	16.7%
% of FP17s for the same patient ID Re-attending between 3 & 9 months - Children	313	498	62.9%	61.1%	58.6%	57.4%
% of FP17s for the same patient ID Re-attending between 3 & 9 months - Adults	148	289	51.2%	53.6%	51.6%	50.5%
% of FP17s for Band 1 Urgent Courses	8	707	1.1%	7.3%	8.0%	9.1%
% of FP17s Relating to Free Repair or Replacements	1	707	0.1%	0.8%	0.8%	0.8%
% of FP17s Relating to Continuations	0	707	0.0%	1.3%	1.3%	1.3%
% of Patients satisfied with the dentistry they have received	2	2	N/A	93.2%	93.1%	93.2%
% of Patients satisfied with the time they had to wait for an appointment	2	2	N/A	89.8%	89.1%	89.0%

* This is based on patients treated on this contract for their most recent course of treatment. Figures in italics indicate the base number of FP17s or Patient Questionnaire responses are less than 100. N/A is shown where the base number of responses is less than 10 during the period. % is calculated as Quantity/Base number*100

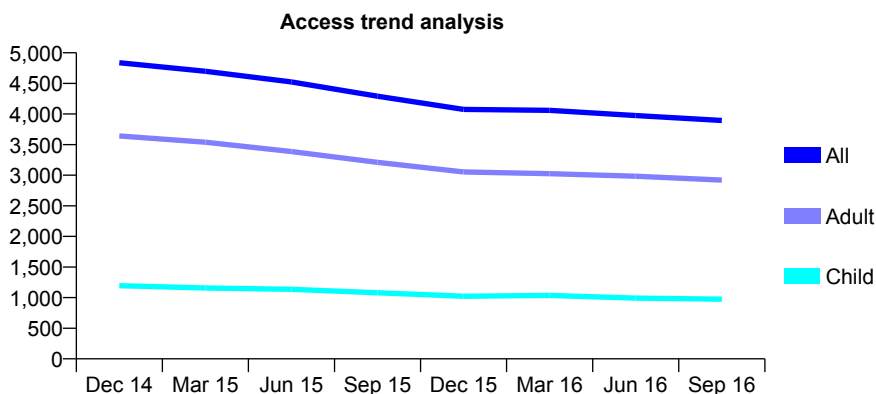
Q59 - Vital Signs At a Glance Contract Report for 939838/0003 - September 2016

Name or company name	MISS Z ISHAK
Contract type name	GDS Contract
Purpose of contract	General
Contract start date	01/04/2008
Contract end date	

16/17 Contracted general activity (UDA)	15,328
Carry forward general activity (UDA)	0
16/17 Contracted orthodontic activity (UOA)	0
Carry forward orthodontic activity (UOA)	0
Baseline contract value	£332,257.24

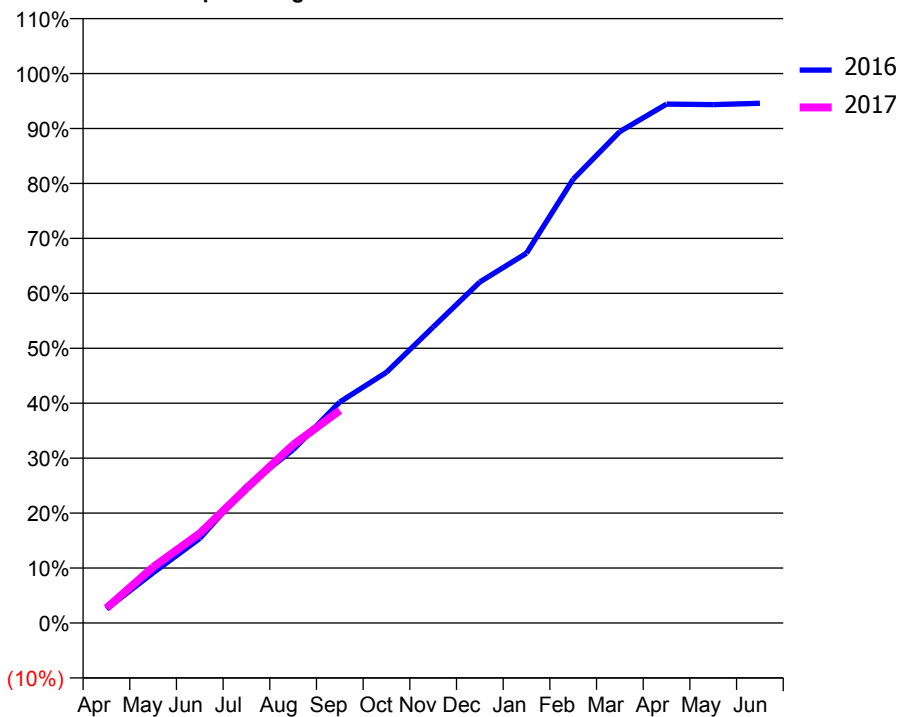
ACCESS*

Patients seen in 24 months	Total	Change since previous quarter
Quarter ending September 2015	4,291	
Quarter ending December 2015	4,076	↓
Quarter ending March 2016	4,060	→
Quarter ending June 2016	3,975	↓
Quarter ending September 2016	3,895	↓
Variance since September 2015	(9.2%)	↓



ACTIVITY

Cumulative percentage of contracted UDA delivered 2016 & 2017



Month	Adjusted Scheduled Activity (UDA)	
	2016	2017
April	392	415
May	1,399	1,561
June	2,361	2,503
July	3,810	3,760
August	4,832	4,970
September	6,165	5,930
October	6,996	
November	8,255	
December	9,514	
January	10,318	
February	12,381	
March	13,709	
April	14,475	
May	14,460	
June	14,498	

QUALITY

	Quantity	Base Number	Contract	AT	Region	England
% of FP17s for the same patient ID Re-attending within 3 months - Children	98	923	10.6%	9.9%	12.0%	12.4%
% of FP17s for the same patient ID Re-attending within 3 months - Adults	454	2,346	19.4%	14.7%	15.9%	16.7%
% of FP17s for the same patient ID Re-attending between 3 & 9 months - Children	690	923	74.8%	61.1%	58.6%	57.4%
% of FP17s for the same patient ID Re-attending between 3 & 9 months - Adults	1,316	2,346	56.1%	53.6%	51.6%	50.5%
% of FP17s for Band 1 Urgent Courses	182	2,920	6.2%	7.3%	8.0%	9.1%
% of FP17s Relating to Free Repair or Replacements	12	2,920	0.4%	0.8%	0.8%	0.8%
% of FP17s Relating to Continuations	81	2,920	2.8%	1.3%	1.3%	1.3%
% of Patients satisfied with the dentistry they have received	5	6	N/A	93.2%	93.1%	93.2%
% of Patients satisfied with the time they had to wait for an appointment	4	6	N/A	89.8%	89.1%	89.0%

* This is based on patients treated on this contract for their most recent course of treatment. Figures in italics indicate the base number of FP17s or Patient Questionnaire responses are less than 100. N/A is shown where the base number of responses is less than 10 during the period. % is calculated as Quantity/Base number*100

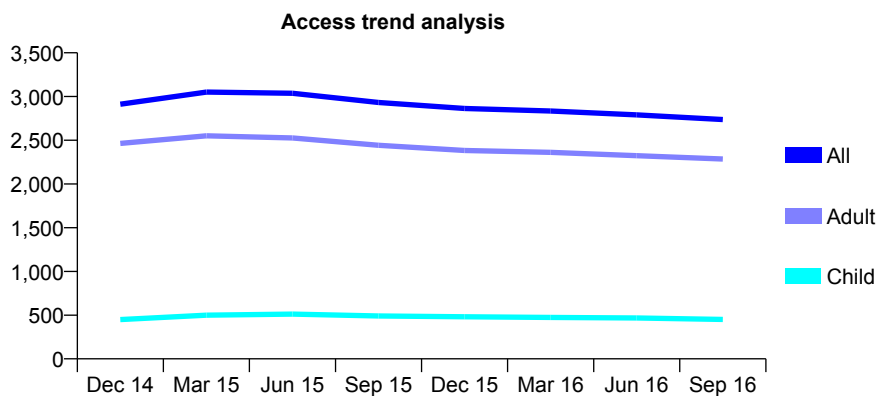
Q59 - Vital Signs At a Glance Contract Report for 939838/0008 - September 2016

Name or company name	MISS Z ISHAK
Contract type name	GDS Contract
Purpose of contract	General
Contract start date	01/02/2013
Contract end date	

16/17 Contracted general activity (UDA)	10,144
Carry forward general activity (UDA)	0
16/17 Contracted orthodontic activity (UOA)	0
Carry forward orthodontic activity (UOA)	0
Baseline contract value	£268,755.28

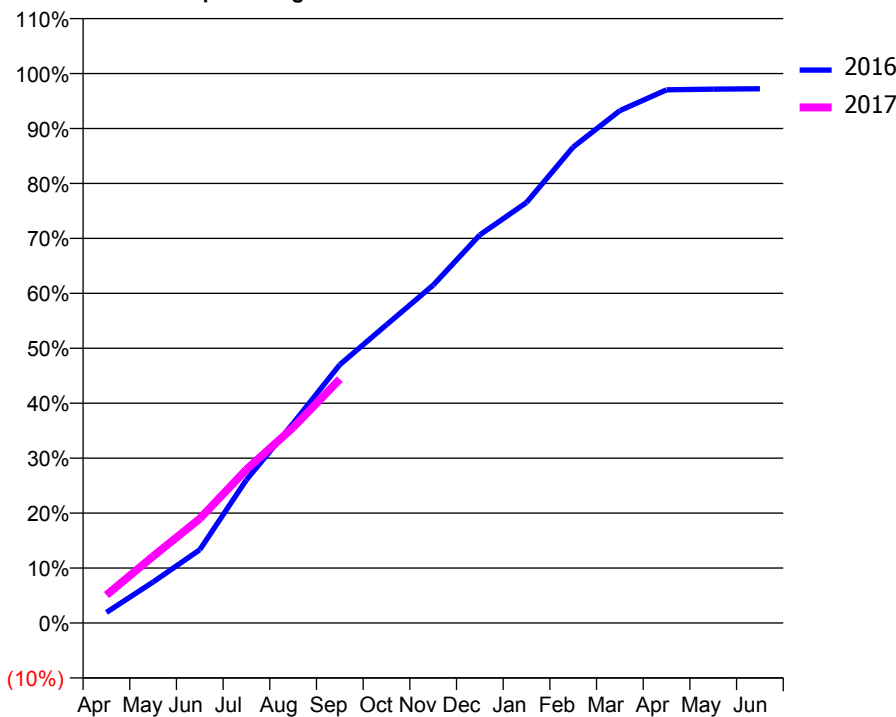
ACCESS*

Patients seen in 24 months	Total	Change since previous quarter
Quarter ending September 2015	2,932	
Quarter ending December 2015	2,864	↓
Quarter ending March 2016	2,835	↓
Quarter ending June 2016	2,790	↓
Quarter ending September 2016	2,736	↓
Variance since September 2015	(6.7%)	↓



ACTIVITY

Cumulative percentage of contracted UDA delivered 2016 & 2017



Adjusted Scheduled Activity (UDA)

Month	2016	2017
April	195	516
May	756	1,231
June	1,352	1,927
July	2,646	2,833
August	3,686	3,610
September	4,768	4,500
October	5,505	
November	6,236	
December	7,163	
January	7,762	
February	8,787	
March	9,459	
April	9,843	
May	9,856	
June	9,863	

QUALITY

	Quantity	Base Number	Contract	AT	Region	England
% of FP17s for the same patient ID Re-attending within 3 months - Children	29	578	5.0%	9.9%	12.0%	12.4%
% of FP17s for the same patient ID Re-attending within 3 months - Adults	221	2,046	10.8%	14.7%	15.9%	16.7%
% of FP17s for the same patient ID Re-attending between 3 & 9 months - Children	488	578	84.4%	61.1%	58.6%	57.4%
% of FP17s for the same patient ID Re-attending between 3 & 9 months - Adults	1,530	2,046	74.8%	53.6%	51.6%	50.5%
% of FP17s for Band 1 Urgent Courses	46	2,279	2.0%	7.3%	8.0%	9.1%
% of FP17s Relating to Free Repair or Replacements	25	2,279	1.1%	0.8%	0.8%	0.8%
% of FP17s Relating to Continuations	61	2,279	2.7%	1.3%	1.3%	1.3%
% of Patients satisfied with the dentistry they have received	5	5	N/A	93.2%	93.1%	93.2%
% of Patients satisfied with the time they had to wait for an appointment	5	5	N/A	89.8%	89.1%	89.0%

* This is based on patients treated on this contract for their most recent course of treatment. Figures in italics indicate the base number of FP17s or Patient Questionnaire responses are less than 100. N/A is shown where the base number of responses is less than 10 during the period. % is calculated as Quantity/Base number*100

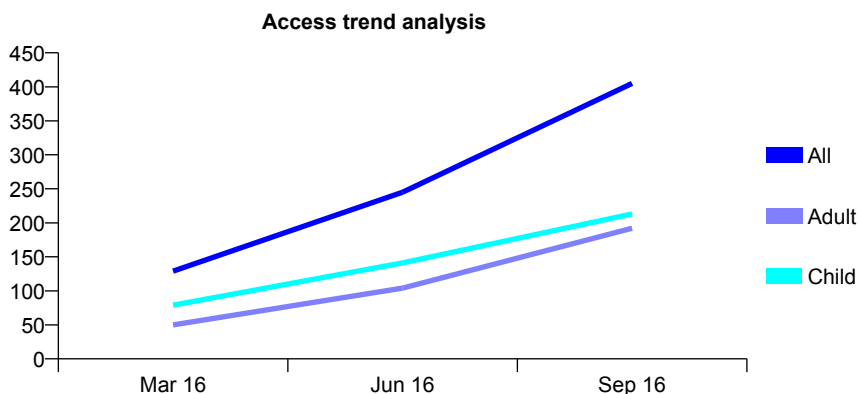
Q59 - Vital Signs At a Glance Contract Report for 962198/0001 - September 2016

Name or company name	MRS S HINDOCHA
Contract type name	GDS Contract
Purpose of contract	General
Contract start date	06/02/2016
Contract end date	

16/17 Contracted general activity (UDA)	2,502
Carry forward general activity (UDA)	0
16/17 Contracted orthodontic activity (UOA)	0
Carry forward orthodontic activity (UOA)	0
Baseline contract value	£54,704.58

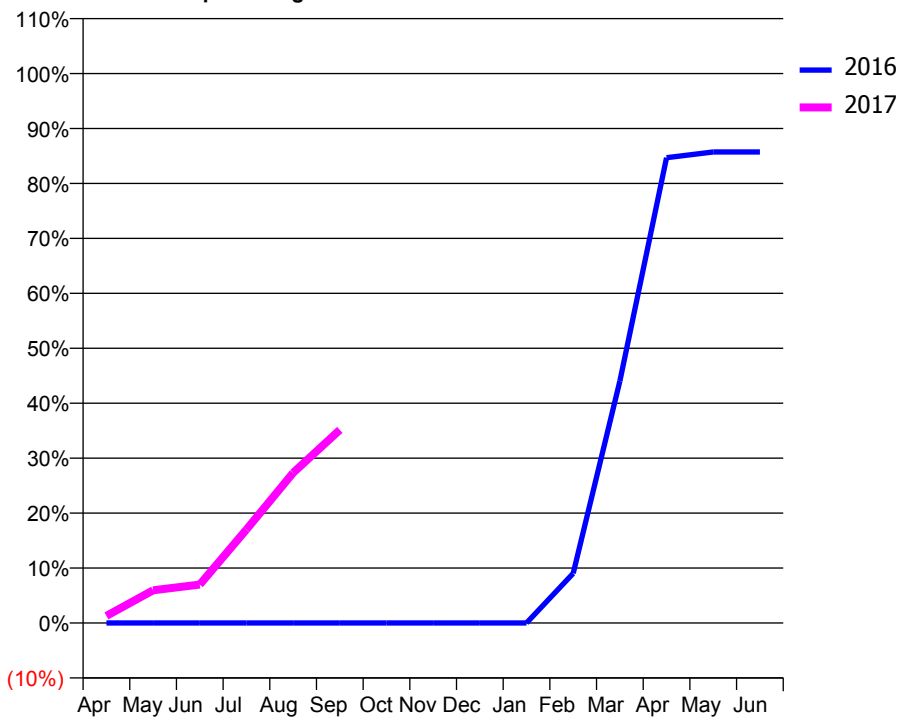
ACCESS*

Patients seen in 24 months	Total	Change since previous quarter
Quarter ending September 2015	0	
Quarter ending December 2015	0	
Quarter ending March 2016	129	
Quarter ending June 2016	245	↑
Quarter ending September 2016	405	↑
Variance since September 2015	N/A	



ACTIVITY

Cumulative percentage of contracted UDA delivered 2016 & 2017



Month	Adjusted Scheduled Activity (UDA)	
	2016	2017
April	0	32
May	0	149
June	0	175
July	0	426
August	0	684
September	0	879
October	0	
November	0	
December	0	
January	0	
February	34	
March	168	
April	323	
May	327	
June	327	

QUALITY

	Quantity	Base Number	Contract	AT	Region	England
% of FP17s for the same patient ID Re-attending within 3 months - Children	9	189	4.8%	9.9%	12.0%	12.4%
% of FP17s for the same patient ID Re-attending within 3 months - Adults	40	204	19.6%	14.7%	15.9%	16.7%
% of FP17s for the same patient ID Re-attending between 3 & 9 months - Children	14	189	7.4%	61.1%	58.6%	57.4%
% of FP17s for the same patient ID Re-attending between 3 & 9 months - Adults	8	204	3.9%	53.6%	51.6%	50.5%
% of FP17s for Band 1 Urgent Courses	27	329	8.2%	7.3%	8.0%	9.1%
% of FP17s Relating to Free Repair or Replacements	0	329	0.0%	0.8%	0.8%	0.8%
% of FP17s Relating to Continuations	0	329	0.0%	1.3%	1.3%	1.3%
% of Patients satisfied with the dentistry they have received	0	0	N/A	93.2%	93.1%	93.2%
% of Patients satisfied with the time they had to wait for an appointment	0	0	N/A	89.8%	89.1%	89.0%

* This is based on patients treated on this contract for their most recent course of treatment. Figures in italics indicate the base number of FP17s or Patient Questionnaire responses are less than 100. N/A is shown where the base number of responses is less than 10 during the period. % is calculated as Quantity/Base number*100

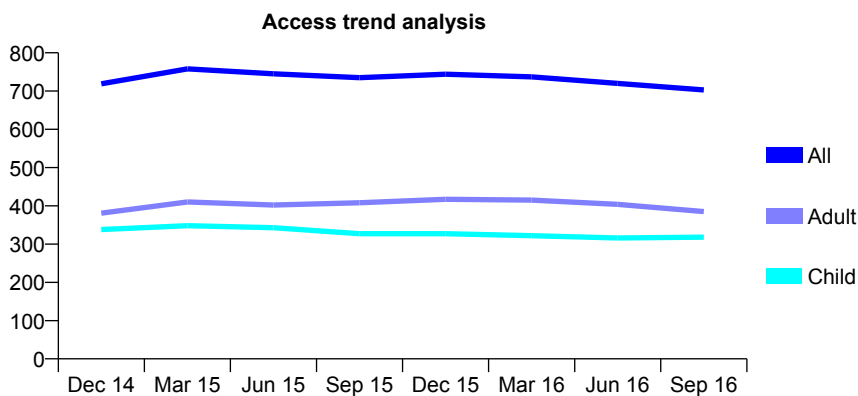
Q59 - Vital Signs At a Glance Contract Report for 967432/0001 - September 2016

Name or company name	MS AD PATEL
Contract type name	GDS Contract
Purpose of contract	General
Contract start date	01/12/2007
Contract end date	

16/17 Contracted general activity (UDA)	3,344
Carry forward general activity (UDA)	0
16/17 Contracted orthodontic activity (UOA)	0
Carry forward orthodontic activity (UOA)	0
Baseline contract value	£61,978.06

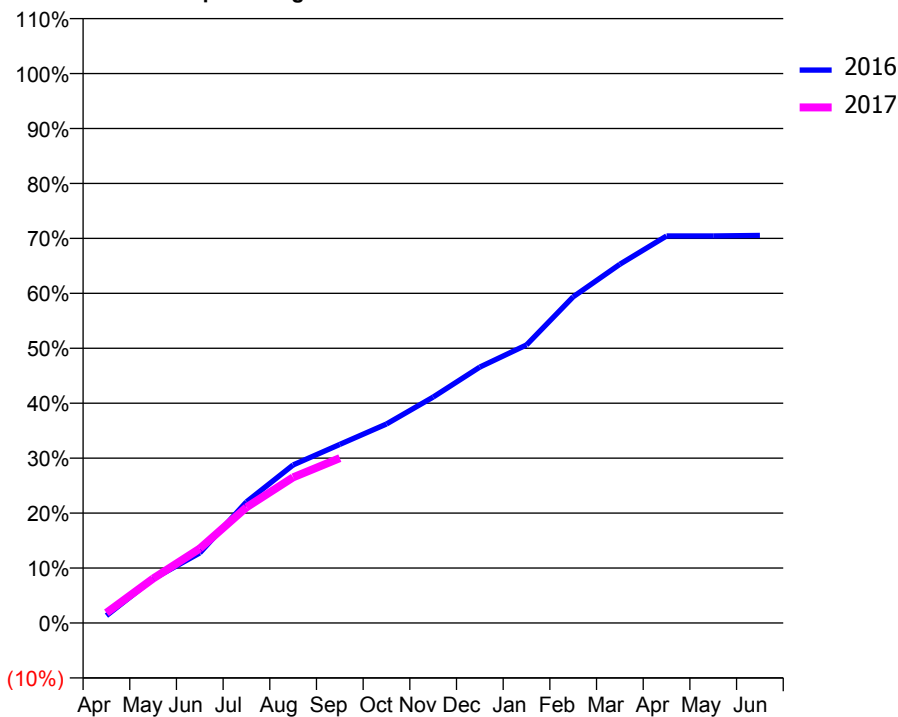
ACCESS*

Patients seen in 24 months	Total	Change since previous quarter
Quarter ending September 2015	735	
Quarter ending December 2015	744	→
Quarter ending March 2016	737	→
Quarter ending June 2016	720	↓
Quarter ending September 2016	703	↓
Variance since September 2015	(4.4%)	↓



ACTIVITY

Cumulative percentage of contracted UDA delivered 2016 & 2017



Month	Adjusted Scheduled Activity (UDA)	
	2016	2017
April	45	62
May	268	271
June	426	453
July	737	704
August	962	886
September	1,087	1,004
October	1,211	
November	1,375	
December	1,558	
January	1,693	
February	1,985	
March	2,183	
April	2,355	
May	2,355	
June	2,358	

QUALITY

	Quantity	Base Number	Contract	AT	Region	England
% of FP17s for the same patient ID Re-attending within 3 months - Children	29	240	12.1%	9.9%	12.0%	12.4%
% of FP17s for the same patient ID Re-attending within 3 months - Adults	42	247	17.0%	14.7%	15.9%	16.7%
% of FP17s for the same patient ID Re-attending between 3 & 9 months - Children	149	240	62.1%	61.1%	58.6%	57.4%
% of FP17s for the same patient ID Re-attending between 3 & 9 months - Adults	154	247	62.3%	53.6%	51.6%	50.5%
% of FP17s for Band 1 Urgent Courses	18	428	4.2%	7.3%	8.0%	9.1%
% of FP17s Relating to Free Repair or Replacements	1	428	0.2%	0.8%	0.8%	0.8%
% of FP17s Relating to Continuations	18	428	4.2%	1.3%	1.3%	1.3%
% of Patients satisfied with the dentistry they have received	2	2	N/A	93.2%	93.1%	93.2%
% of Patients satisfied with the time they had to wait for an appointment	2	2	N/A	89.8%	89.1%	89.0%

* This is based on patients treated on this contract for their most recent course of treatment. Figures in italics indicate the base number of FP17s or Patient Questionnaire responses are less than 100. N/A is shown where the base number of responses is less than 10 during the period. % is calculated as Quantity/Base number*100

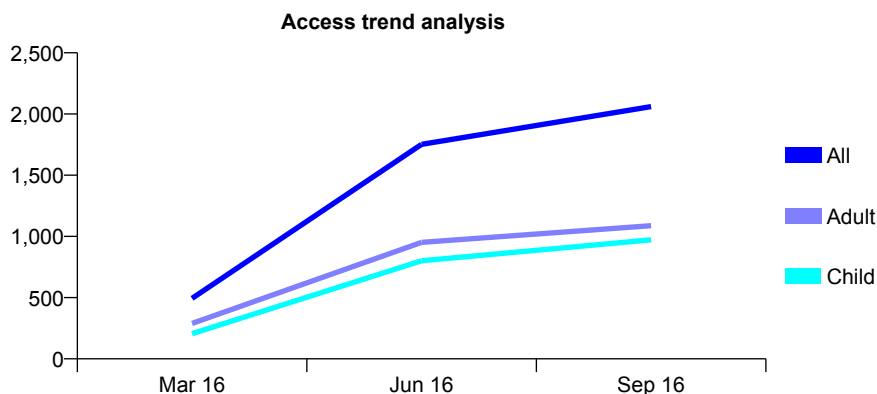
Q59 - Vital Signs At a Glance Contract Report for 995584/0001 - September 2016

Name or company name	Mr B Khaseria & Mrs M K Dhariwal
Contract type name	GDS Contract
Purpose of contract	General
Contract start date	01/01/2016
Contract end date	

16/17 Contracted general activity (UDA)	5,032
Carry forward general activity (UDA)	22
16/17 Contracted orthodontic activity (UOA)	0
Carry forward orthodontic activity (UOA)	0
Baseline contract value	£125,242.13

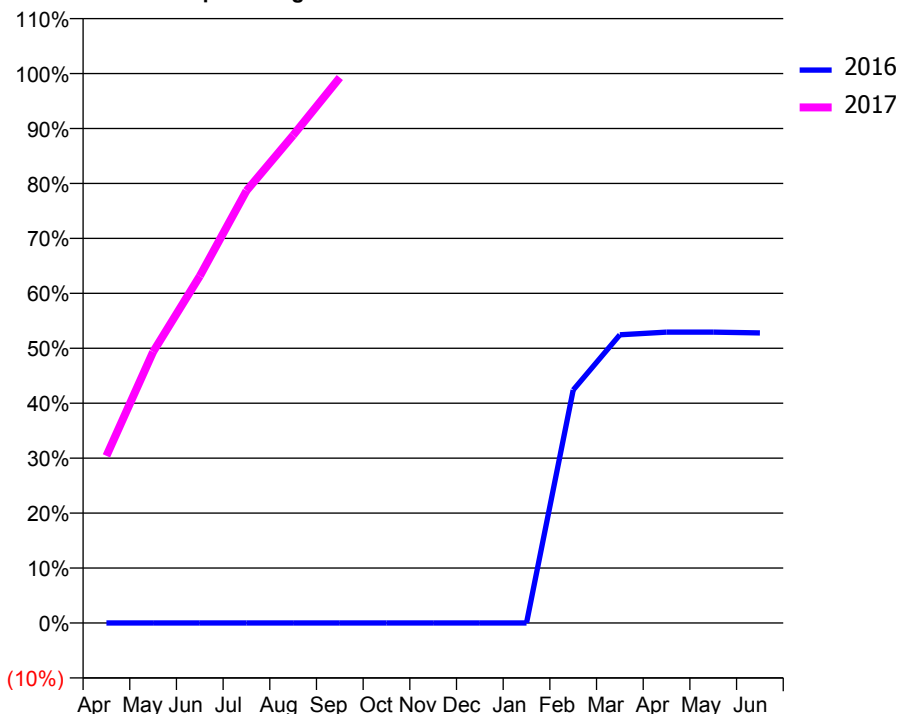
ACCESS*

Patients seen in 24 months	Total	Change since previous quarter
Quarter ending September 2015	0	
Quarter ending December 2015	0	
Quarter ending March 2016	494	
Quarter ending June 2016	1,752	↑
Quarter ending September 2016	2,060	↑
Variance since September 2015	N/A	



ACTIVITY

Cumulative percentage of contracted UDA delivered 2016 & 2017



Adjusted Scheduled Activity (UDA)

Month	2016	2017
April	0	1,530
May	0	2,483
June	0	3,177
July	0	3,959
August	0	4,466
September	0	4,995
October	0	
November	0	
December	0	
January	0	
February	927	
March	1,147	
April	1,157	
May	1,157	
June	1,154	

QUALITY

	Quantity	Base Number	Contract	AT	Region	England
% of FP17s for the same patient ID Re-attending within 3 months - Children	56	1,020	5.5%	9.9%	12.0%	12.4%
% of FP17s for the same patient ID Re-attending within 3 months - Adults	80	1,013	7.9%	14.7%	15.9%	16.7%
% of FP17s for the same patient ID Re-attending between 3 & 9 months - Children	149	1,020	14.6%	61.1%	58.6%	57.4%
% of FP17s for the same patient ID Re-attending between 3 & 9 months - Adults	122	1,013	12.0%	53.6%	51.6%	50.5%
% of FP17s for Band 1 Urgent Courses	81	2,026	4.0%	7.3%	8.0%	9.1%
% of FP17s Relating to Free Repair or Replacements	2	2,026	0.1%	0.8%	0.8%	0.8%
% of FP17s Relating to Continuations	1	2,026	0.0%	1.3%	1.3%	1.3%
% of Patients satisfied with the dentistry they have received	1	2	N/A	93.2%	93.1%	93.2%
% of Patients satisfied with the time they had to wait for an appointment	2	2	N/A	89.8%	89.1%	89.0%

* This is based on patients treated on this contract for their most recent course of treatment. Figures in italics indicate the base number of FP17s or Patient Questionnaire responses are less than 100. N/A is shown where the base number of responses is less than 10 during the period. % is calculated as Quantity/Base number*100

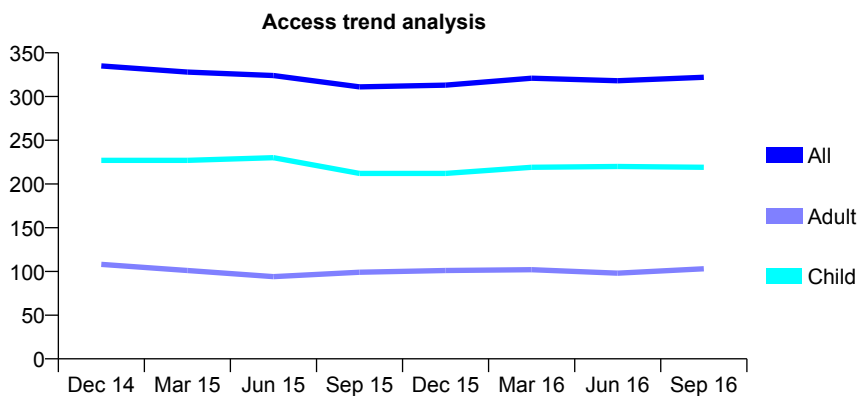
Q59 - Vital Signs At a Glance Contract Report for 998133/0001 - September 2016

Name or company name	MR MR LECHKI
Contract type name	GDS Contract
Purpose of contract	General
Contract start date	01/04/2006
Contract end date	

16/17 Contracted general activity (UDA)	800
Carry forward general activity (UDA)	0
16/17 Contracted orthodontic activity (UOA)	0
Carry forward orthodontic activity (UOA)	0
Baseline contract value	£17,135.70

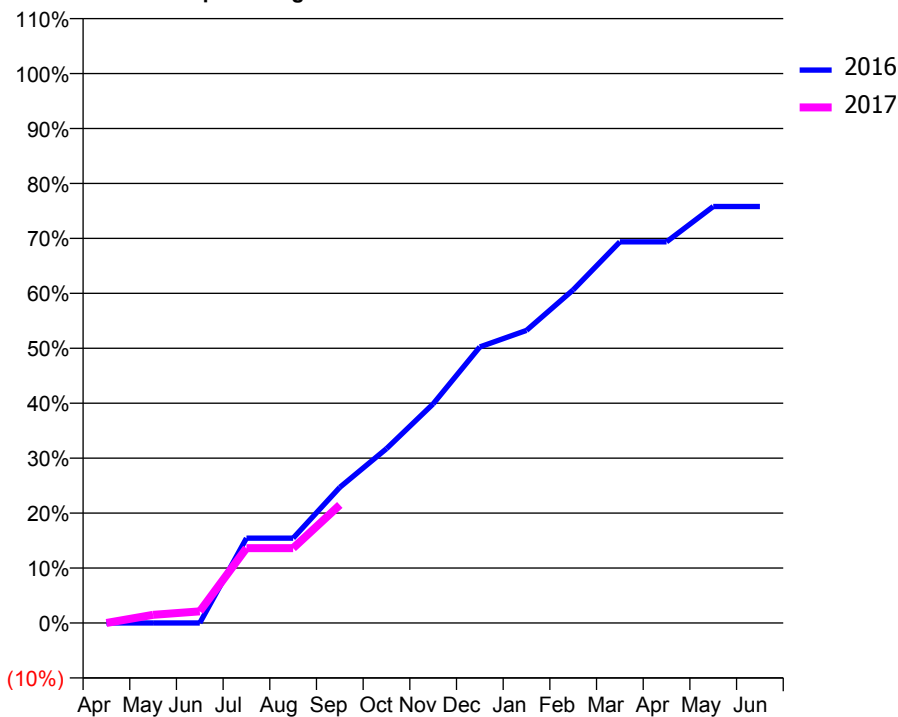
ACCESS*

Patients seen in 24 months	Total	Change since previous quarter
Quarter ending September 2015	311	
Quarter ending December 2015	313	→
Quarter ending March 2016	321	↑
Quarter ending June 2016	318	→
Quarter ending September 2016	322	→
Variance since September 2015	3.5%	↑



ACTIVITY

Cumulative percentage of contracted UDA delivered 2016 & 2017



Adjusted Scheduled Activity (UDA)

Month	2016	2017
April	0	0
May	0	12
June	0	17
July	124	109
August	124	109
September	198	172
October	254	
November	319	
December	402	
January	426	
February	485	
March	555	
April	555	
May	606	
June	606	

QUALITY

	Quantity	Base Number	Contract	AT	Region	England
% of FP17s for the same patient ID Re-attending within 3 months - Children	1	101	1.0%	9.9%	12.0%	12.4%
% of FP17s for the same patient ID Re-attending within 3 months - Adults	2	35	5.7%	14.7%	15.9%	16.7%
% of FP17s for the same patient ID Re-attending between 3 & 9 months - Children	46	101	45.5%	61.1%	58.6%	57.4%
% of FP17s for the same patient ID Re-attending between 3 & 9 months - Adults	15	35	42.9%	53.6%	51.6%	50.5%
% of FP17s for Band 1 Urgent Courses	0	102	0.0%	7.3%	8.0%	9.1%
% of FP17s Relating to Free Repair or Replacements	0	102	0.0%	0.8%	0.8%	0.8%
% of FP17s Relating to Continuations	0	102	0.0%	1.3%	1.3%	1.3%
% of Patients satisfied with the dentistry they have received	0	0	N/A	93.2%	93.1%	93.2%
% of Patients satisfied with the time they had to wait for an appointment	0	0	N/A	89.8%	89.1%	89.0%

* This is based on patients treated on this contract for their most recent course of treatment. Figures in italics indicate the base number of FP17s or Patient Questionnaire responses are less than 100. N/A is shown where the base number of responses is less than 10 during the period. % is calculated as Quantity/Base number*100

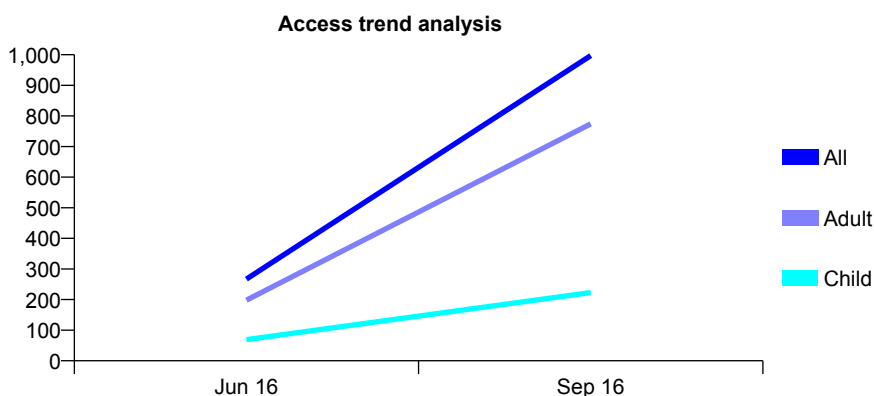
Q60 - Vital Signs At a Glance Contract Report for 100034/0000 - September 2016

Name or company name	Whitecross Dental Care Limited
Contract type name	PDS Contract
Purpose of contract	General
Contract start date	01/04/2016
Contract end date	31/03/2026

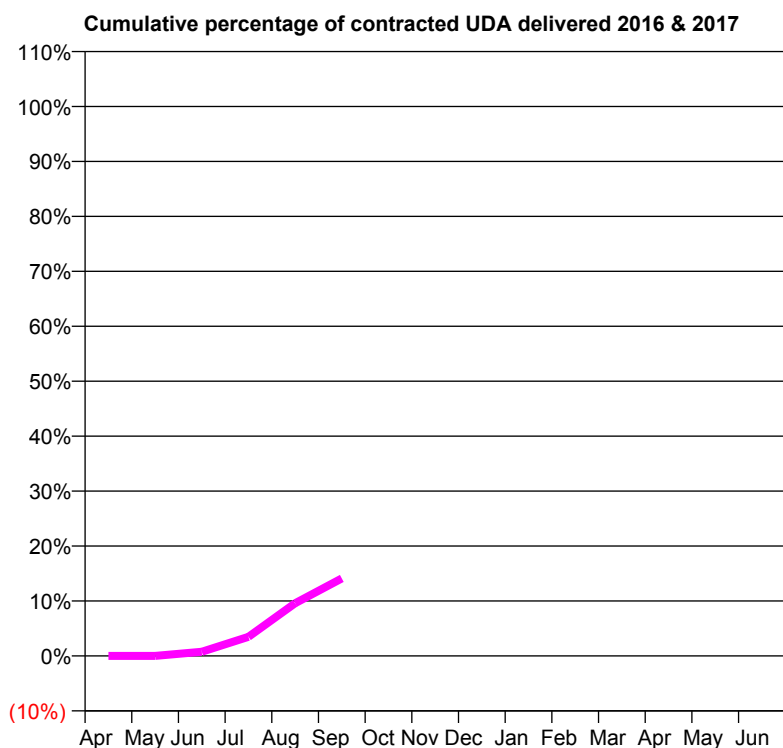
16/17 Contracted general activity (UDA)	16,000
Carry forward general activity (UDA)	0
16/17 Contracted orthodontic activity (UOA)	0
Carry forward orthodontic activity (UOA)	0
Baseline contract value	£392,971.68

ACCESS*

Patients seen in 24 months	Total	Change since previous quarter
Quarter ending September 2015	0	
Quarter ending December 2015	0	
Quarter ending March 2016	0	
Quarter ending June 2016	267	↑
Quarter ending September 2016	997	↑
Variance since September 2015	N/A	



ACTIVITY



Month	Adjusted Scheduled Activity (UDA)	
	2016	2017
April	0	0
May	0	0
June	0	121
July	0	557
August	0	1,534
September	0	2,257
October	0	
November	0	
December	0	
January	0	
February	0	
March	0	
April	0	
May	0	
June	0	

QUALITY

	Quantity	Base Number	Contract	AT	Region	England
% of FP17s for the same patient ID Re-attending within 3 months - Children	5	243	2.1%	10.4%	12.0%	12.4%
% of FP17s for the same patient ID Re-attending within 3 months - Adults	56	881	6.4%	14.2%	15.9%	16.7%
% of FP17s for the same patient ID Re-attending between 3 & 9 months - Children	5	243	2.1%	59.3%	58.6%	57.4%
% of FP17s for the same patient ID Re-attending between 3 & 9 months - Adults	8	881	0.9%	54.4%	51.6%	50.5%
% of FP17s for Band 1 Urgent Courses	187	1,124	16.6%	6.9%	8.0%	9.1%
% of FP17s Relating to Free Repair or Replacements	2	1,124	0.2%	0.9%	0.8%	0.8%
% of FP17s Relating to Continuations	12	1,124	1.1%	1.4%	1.3%	1.3%
% of Patients satisfied with the dentistry they have received	0	0	N/A	93.2%	93.1%	93.2%
% of Patients satisfied with the time they had to wait for an appointment	0	0	N/A	89.3%	89.1%	89.0%

* This is based on patients treated on this contract for their most recent course of treatment. Figures in italics indicate the base number of FP17s or Patient Questionnaire responses are less than 100. N/A is shown where the base number of responses is less than 10 during the period. % is calculated as Quantity/Base number*100

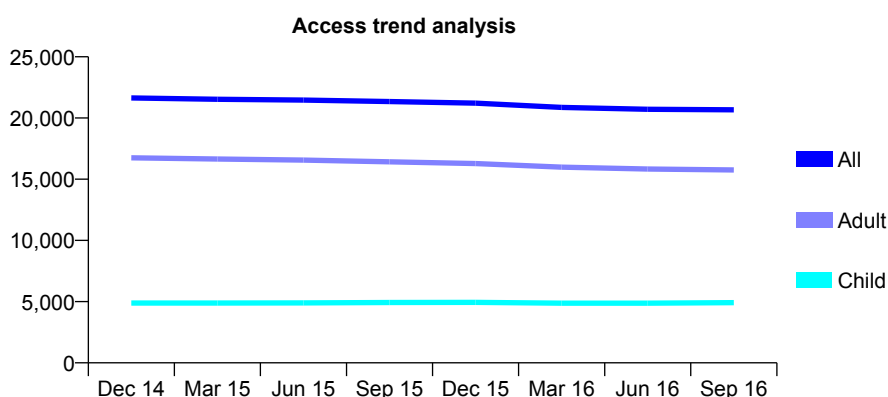
Q60 - Vital Signs At a Glance Contract Report for 101281/0063 - September 2016

Name or company name	OASIS DENTAL CARE LTD
Contract type name	GDS Contract
Purpose of contract	General and Orthodontic
Contract start date	01/04/2006
Contract end date	

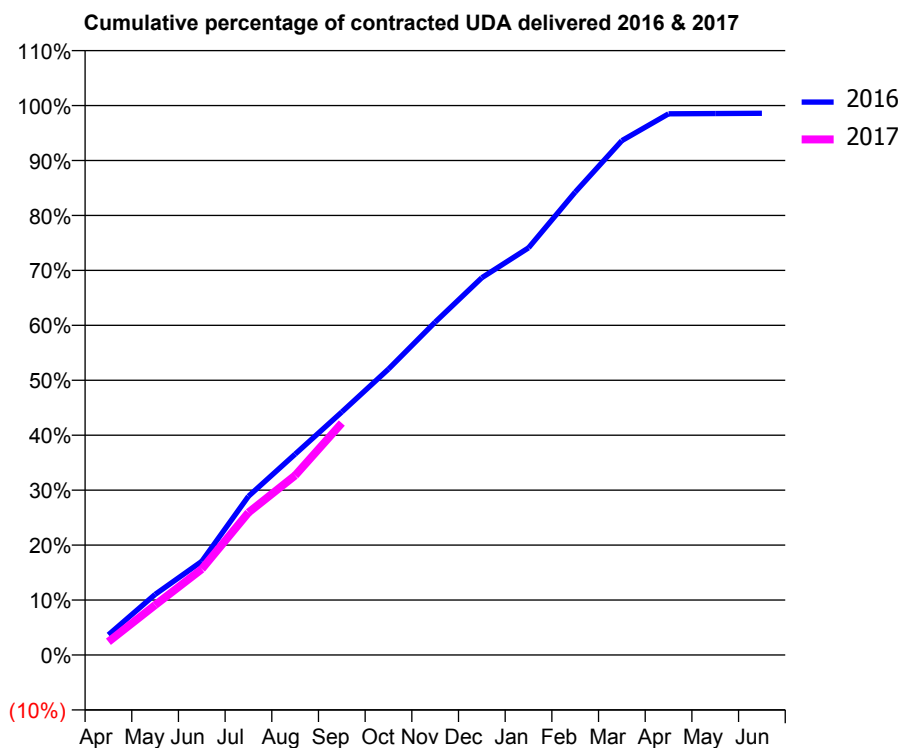
16/17 Contracted general activity (UDA)	67,013
Carry forward general activity (UDA)	0
16/17 Contracted orthodontic activity (UOA)	648
Carry forward orthodontic activity (UOA)	0
Baseline contract value	£1,692,324.57

ACCESS*

Patients seen in 24 months	Total	Change since previous quarter
Quarter ending September 2015	21,346	
Quarter ending December 2015	21,220	→
Quarter ending March 2016	20,861	↓
Quarter ending June 2016	20,716	→
Quarter ending September 2016	20,674	→
Variance since September 2015	(3.1%)	↓



ACTIVITY



Month	Adjusted Scheduled Activity (UDA)	
	2016	2017
April	2,467	1,619
May	7,384	6,090
June	11,431	10,475
July	19,352	17,371
August	24,504	21,892
September	29,642	28,289
October	34,869	
November	40,604	
December	46,012	
January	49,660	
February	56,455	
March	62,728	
April	66,007	
May	66,033	
June	66,063	

QUALITY

	Quantity	Base Number	Contract	AT	Region	England
% of FP17s for the same patient ID Re-attending within 3 months - Children	213	3,631	5.9%	10.4%	12.0%	12.4%
% of FP17s for the same patient ID Re-attending within 3 months - Adults	1,666	11,526	14.5%	14.2%	15.9%	16.7%
% of FP17s for the same patient ID Re-attending between 3 & 9 months - Children	2,174	3,631	59.9%	59.3%	58.6%	57.4%
% of FP17s for the same patient ID Re-attending between 3 & 9 months - Adults	7,087	11,526	61.5%	54.4%	51.6%	50.5%
% of FP17s for Band 1 Urgent Courses	942	13,738	6.9%	6.9%	8.0%	9.1%
% of FP17s Relating to Free Repair or Replacements	203	13,738	1.5%	0.9%	0.8%	0.8%
% of FP17s Relating to Continuations	85	13,738	0.6%	1.4%	1.3%	1.3%
% of Patients satisfied with the dentistry they have received	21	22	95.5%	93.2%	93.1%	93.2%
% of Patients satisfied with the time they had to wait for an appointment	16	22	72.7%	89.3%	89.1%	89.0%

* This is based on patients treated on this contract for their most recent course of treatment. Figures in italics indicate the base number of FP17s or Patient Questionnaire responses are less than 100. N/A is shown where the base number of responses is less than 10 during the period. % is calculated as Quantity/Base number*100

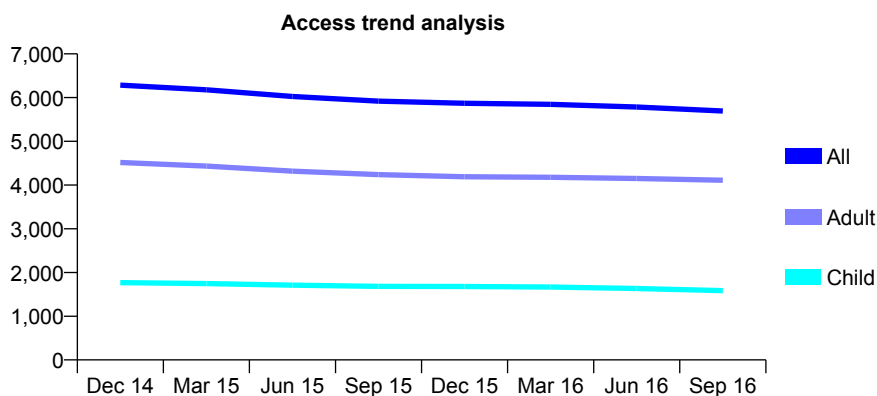
Q60 - Vital Signs At a Glance Contract Report for 101281/0071 - September 2016

Name or company name	OASIS DENTAL CARE LTD
Contract type name	GDS Contract
Purpose of contract	General
Contract start date	01/04/2006
Contract end date	

16/17 Contracted general activity (UDA)	19,322
Carry forward general activity (UDA)	0
16/17 Contracted orthodontic activity (UOA)	0
Carry forward orthodontic activity (UOA)	0
Baseline contract value	£400,129.84

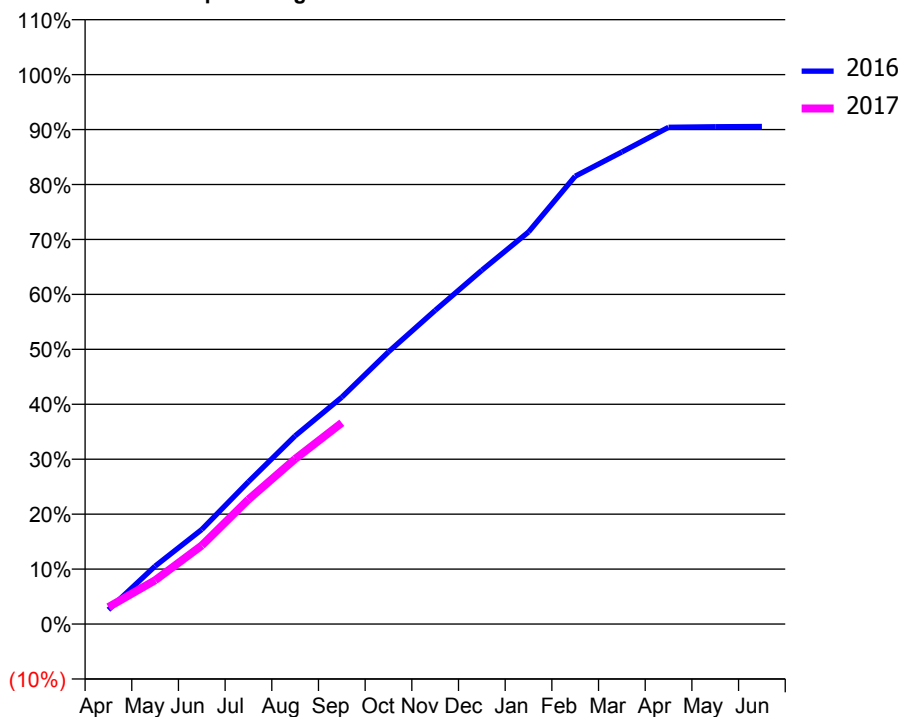
ACCESS*

Patients seen in 24 months	Total	Change since previous quarter
Quarter ending September 2015	5,920	
Quarter ending December 2015	5,869	→
Quarter ending March 2016	5,845	→
Quarter ending June 2016	5,785	↓
Quarter ending September 2016	5,694	↓
Variance since September 2015	(3.8%)	↓



ACTIVITY

Cumulative percentage of contracted UDA delivered 2016 & 2017



Month	Adjusted Scheduled Activity (UDA)	
	2016	2017
April	502	596
May	2,035	1,543
June	3,325	2,764
July	5,005	4,380
August	6,618	5,806
September	7,980	7,077
October	9,574	
November	11,029	
December	12,443	
January	13,789	
February	15,749	
March	16,602	
April	17,468	
May	17,487	
June	17,499	

QUALITY

	Quantity	Base Number	Contract	AT	Region	England
% of FP17s for the same patient ID Re-attending within 3 months - Children	83	1,026	8.1%	10.4%	12.0%	12.4%
% of FP17s for the same patient ID Re-attending within 3 months - Adults	521	2,739	19.0%	14.2%	15.9%	16.7%
% of FP17s for the same patient ID Re-attending between 3 & 9 months - Children	507	1,026	49.4%	59.3%	58.6%	57.4%
% of FP17s for the same patient ID Re-attending between 3 & 9 months - Adults	1,219	2,739	44.5%	54.4%	51.6%	50.5%
% of FP17s for Band 1 Urgent Courses	188	3,347	5.6%	6.9%	8.0%	9.1%
% of FP17s Relating to Free Repair or Replacements	58	3,347	1.7%	0.9%	0.8%	0.8%
% of FP17s Relating to Continuations	151	3,347	4.5%	1.4%	1.3%	1.3%
% of Patients satisfied with the dentistry they have received	8	8	N/A	93.2%	93.1%	93.2%
% of Patients satisfied with the time they had to wait for an appointment	7	8	N/A	89.3%	89.1%	89.0%

* This is based on patients treated on this contract for their most recent course of treatment. Figures in italics indicate the base number of FP17s or Patient Questionnaire responses are less than 100. N/A is shown where the base number of responses is less than 10 during the period. % is calculated as Quantity/Base number*100

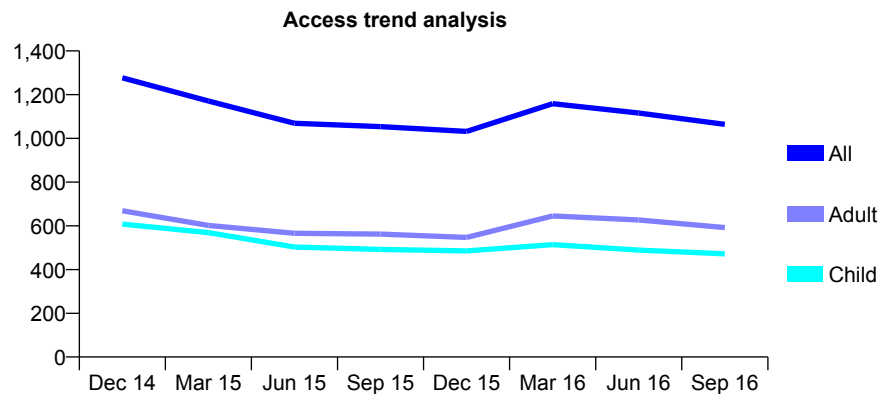
Q60 - Vital Signs At a Glance Contract Report for 101281/0097 - September 2016

Name or company name	OASIS DENTAL CARE LTD
Contract type name	GDS Contract
Purpose of contract	General
Contract start date	01/04/2006
Contract end date	

16/17 Contracted general activity (UDA)	3,320
Carry forward general activity (UDA)	0
16/17 Contracted orthodontic activity (UOA)	0
Carry forward orthodontic activity (UOA)	0
Baseline contract value	£76,082.14

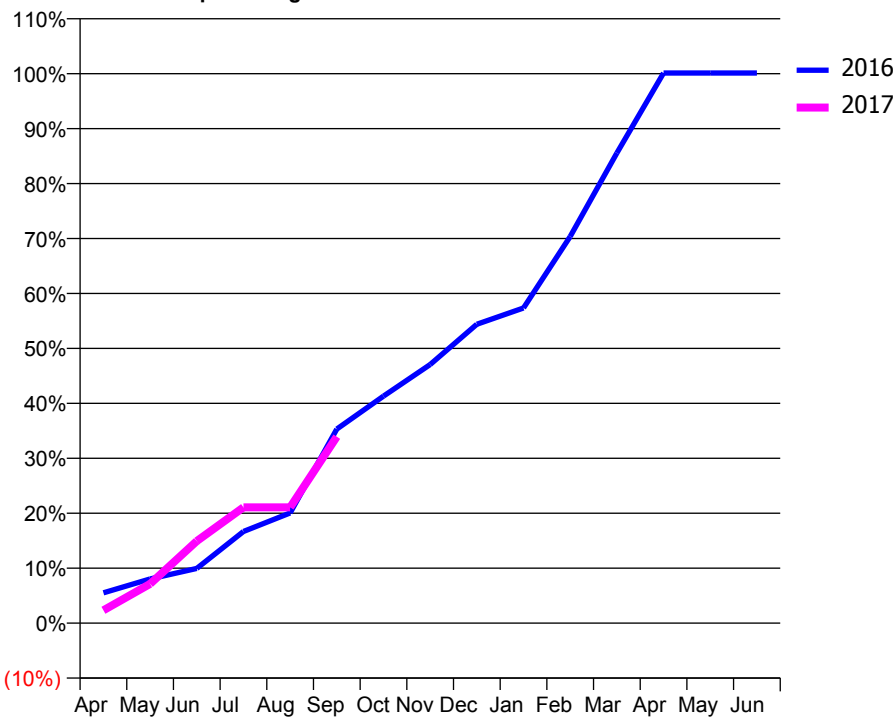
ACCESS*

Patients seen in 24 months	Total	Change since previous quarter
Quarter ending September 2015	1,054	
Quarter ending December 2015	1,032	↓
Quarter ending March 2016	1,159	↑
Quarter ending June 2016	1,116	↓
Quarter ending September 2016	1,064	↓
Variance since September 2015	0.9%	→



ACTIVITY

Cumulative percentage of contracted UDA delivered 2016 & 2017



Month	Adjusted Scheduled Activity (UDA)	
	2016	2017
April	184	78
May	267	237
June	331	496
July	554	700
August	666	700
September	1,173	1,127
October	1,371	
November	1,563	
December	1,806	
January	1,904	
February	2,336	
March	2,841	
April	3,323	
May	3,323	
June	3,323	

QUALITY

	Quantity	Base Number	Contract	AT	Region	England
% of FP17s for the same patient ID Re-attending within 3 months - Children	17	369	4.6%	10.4%	12.0%	12.4%
% of FP17s for the same patient ID Re-attending within 3 months - Adults	55	418	13.2%	14.2%	15.9%	16.7%
% of FP17s for the same patient ID Re-attending between 3 & 9 months - Children	247	369	66.9%	59.3%	58.6%	57.4%
% of FP17s for the same patient ID Re-attending between 3 & 9 months - Adults	232	418	55.5%	54.4%	51.6%	50.5%
% of FP17s for Band 1 Urgent Courses	33	613	5.4%	6.9%	8.0%	9.1%
% of FP17s Relating to Free Repair or Replacements	9	613	1.5%	0.9%	0.8%	0.8%
% of FP17s Relating to Continuations	2	613	0.3%	1.4%	1.3%	1.3%
% of Patients satisfied with the dentistry they have received	0	0	N/A	93.2%	93.1%	93.2%
% of Patients satisfied with the time they had to wait for an appointment	0	0	N/A	89.3%	89.1%	89.0%

* This is based on patients treated on this contract for their most recent course of treatment. Figures in italics indicate the base number of FP17s or Patient Questionnaire responses are less than 100. N/A is shown where the base number of responses is less than 10 during the period. % is calculated as Quantity/Base number*100

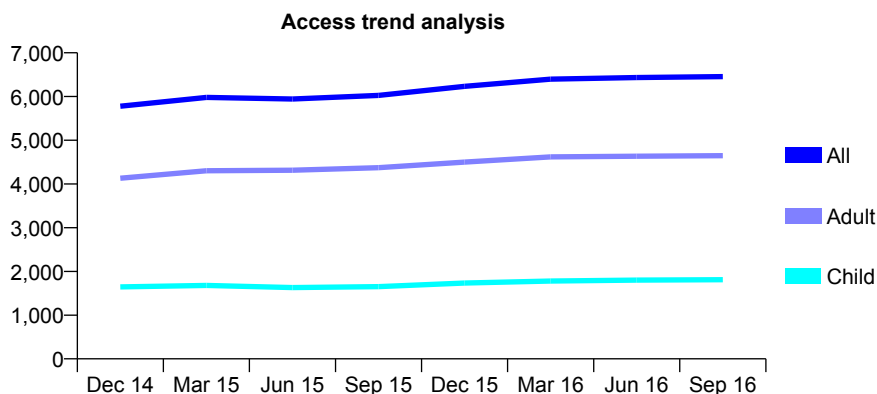
Q60 - Vital Signs At a Glance Contract Report for 101281/0127 - September 2016

Name or company name	OASIS DENTAL CARE LTD
Contract type name	GDS Contract
Purpose of contract	General and Orthodontic
Contract start date	01/04/2006
Contract end date	

16/17 Contracted general activity (UDA)	19,147
Carry forward general activity (UDA)	300
16/17 Contracted orthodontic activity (UOA)	272
Carry forward orthodontic activity (UOA)	0
Baseline contract value	£442,361.73

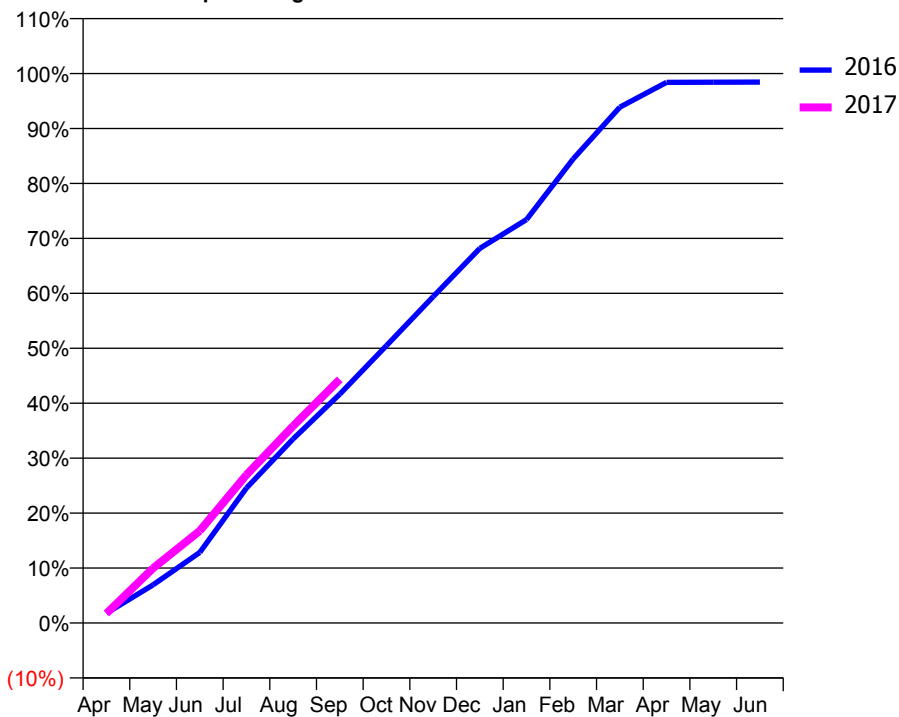
ACCESS*

Patients seen in 24 months	Total	Change since previous quarter
Quarter ending September 2015	6,025	
Quarter ending December 2015	6,234	↑
Quarter ending March 2016	6,397	↑
Quarter ending June 2016	6,435	→
Quarter ending September 2016	6,456	→
Variance since September 2015	7.2%	↑



ACTIVITY

Cumulative percentage of contracted UDA delivered 2016 & 2017



Month	Adjusted Scheduled Activity (UDA)	
	2016	2017
April	341	334
May	1,333	1,910
June	2,459	3,214
July	4,704	5,162
August	6,414	6,866
September	7,975	8,493
October	9,668	
November	11,373	
December	13,054	
January	14,056	
February	16,173	
March	17,977	
April	18,839	
May	18,844	
June	18,847	

QUALITY

	Quantity	Base Number	Contract	AT	Region	England
% of FP17s for the same patient ID Re-attending within 3 months - Children	123	1,295	9.5%	10.4%	12.0%	12.4%
% of FP17s for the same patient ID Re-attending within 3 months - Adults	622	3,104	20.0%	14.2%	15.9%	16.7%
% of FP17s for the same patient ID Re-attending between 3 & 9 months - Children	648	1,295	50.0%	59.3%	58.6%	57.4%
% of FP17s for the same patient ID Re-attending between 3 & 9 months - Adults	1,383	3,104	44.6%	54.4%	51.6%	50.5%
% of FP17s for Band 1 Urgent Courses	275	3,982	6.9%	6.9%	8.0%	9.1%
% of FP17s Relating to Free Repair or Replacements	83	3,982	2.1%	0.9%	0.8%	0.8%
% of FP17s Relating to Continuations	155	3,982	3.9%	1.4%	1.3%	1.3%
% of Patients satisfied with the dentistry they have received	5	5	N/A	93.2%	93.1%	93.2%
% of Patients satisfied with the time they had to wait for an appointment	5	5	N/A	89.3%	89.1%	89.0%

* This is based on patients treated on this contract for their most recent course of treatment. Figures in italics indicate the base number of FP17s or Patient Questionnaire responses are less than 100. N/A is shown where the base number of responses is less than 10 during the period. % is calculated as Quantity/Base number*100

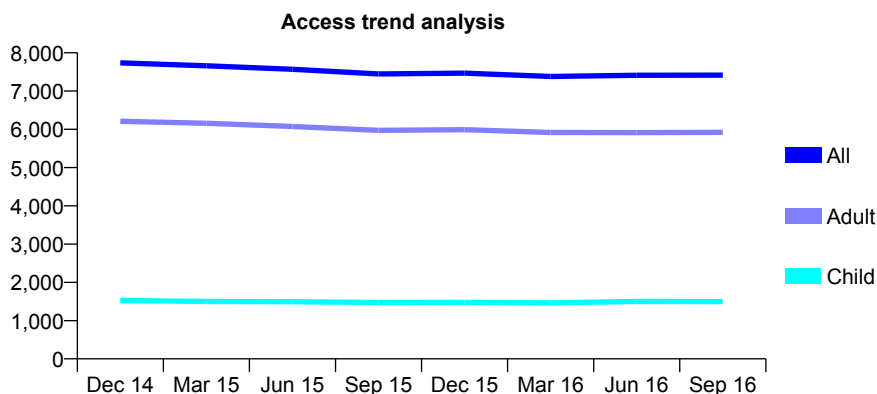
Q60 - Vital Signs At a Glance Contract Report for 101338/0007 - September 2016

Name or company name	Whitecross Dental Care Limited
Contract type name	GDS Contract
Purpose of contract	General
Contract start date	01/04/2006
Contract end date	

16/17 Contracted general activity (UDA)	24,220
Carry forward general activity (UDA)	0
16/17 Contracted orthodontic activity (UOA)	0
Carry forward orthodontic activity (UOA)	0
Baseline contract value	£587,538.81

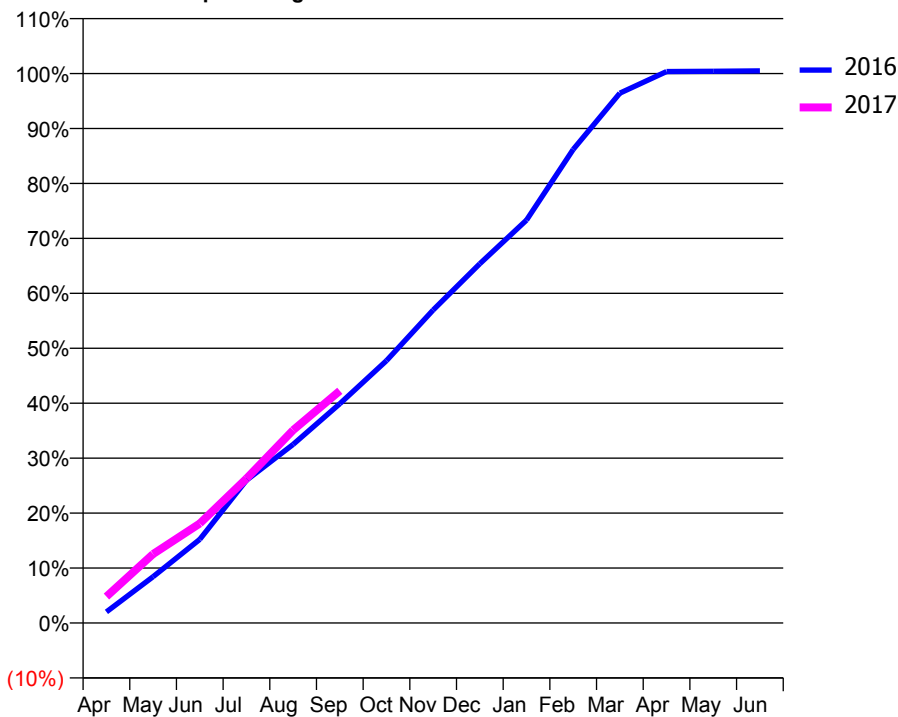
ACCESS*

Patients seen in 24 months	Total	Change since previous quarter
Quarter ending September 2015	7,446	
Quarter ending December 2015	7,467	→
Quarter ending March 2016	7,380	↓
Quarter ending June 2016	7,412	→
Quarter ending September 2016	7,415	→
Variance since September 2015	(0.4%)	→



ACTIVITY

Cumulative percentage of contracted UDA delivered 2016 & 2017



QUALITY

	Quantity	Base Number	Contract	AT	Region	England
% of FP17s for the same patient ID Re-attending within 3 months - Children	47	854	5.5%	10.4%	12.0%	12.4%
% of FP17s for the same patient ID Re-attending within 3 months - Adults	489	3,597	13.6%	14.2%	15.9%	16.7%
% of FP17s for the same patient ID Re-attending between 3 & 9 months - Children	399	854	46.7%	59.3%	58.6%	57.4%
% of FP17s for the same patient ID Re-attending between 3 & 9 months - Adults	1,662	3,597	46.2%	54.4%	51.6%	50.5%
% of FP17s for Band 1 Urgent Courses	70	4,108	1.7%	6.9%	8.0%	9.1%
% of FP17s Relating to Free Repair or Replacements	31	4,108	0.8%	0.9%	0.8%	0.8%
% of FP17s Relating to Continuations	135	4,108	3.3%	1.4%	1.3%	1.3%
% of Patients satisfied with the dentistry they have received	14	14	100.0%	93.2%	93.1%	93.2%
% of Patients satisfied with the time they had to wait for an appointment	11	14	78.6%	89.3%	89.1%	89.0%

* This is based on patients treated on this contract for their most recent course of treatment. Figures in italics indicate the base number of FP17s or Patient Questionnaire responses are less than 100. N/A is shown where the base number of responses is less than 10 during the period. % is calculated as Quantity/Base number*100

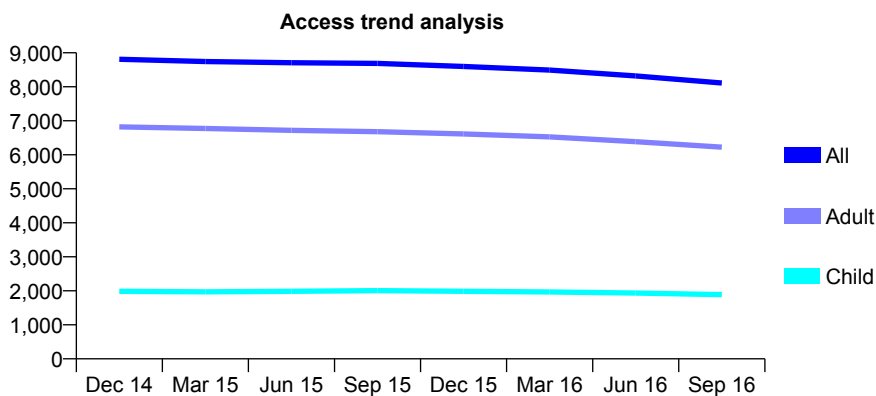
Q60 - Vital Signs At a Glance Contract Report for 101338/0010 - September 2016

Name or company name	Whitecross Dental Care Limited
Contract type name	GDS Contract
Purpose of contract	General
Contract start date	01/04/2006
Contract end date	

16/17 Contracted general activity (UDA)	25,000
Carry forward general activity (UDA)	0
16/17 Contracted orthodontic activity (UOA)	0
Carry forward orthodontic activity (UOA)	0
Baseline contract value	£682,667.82

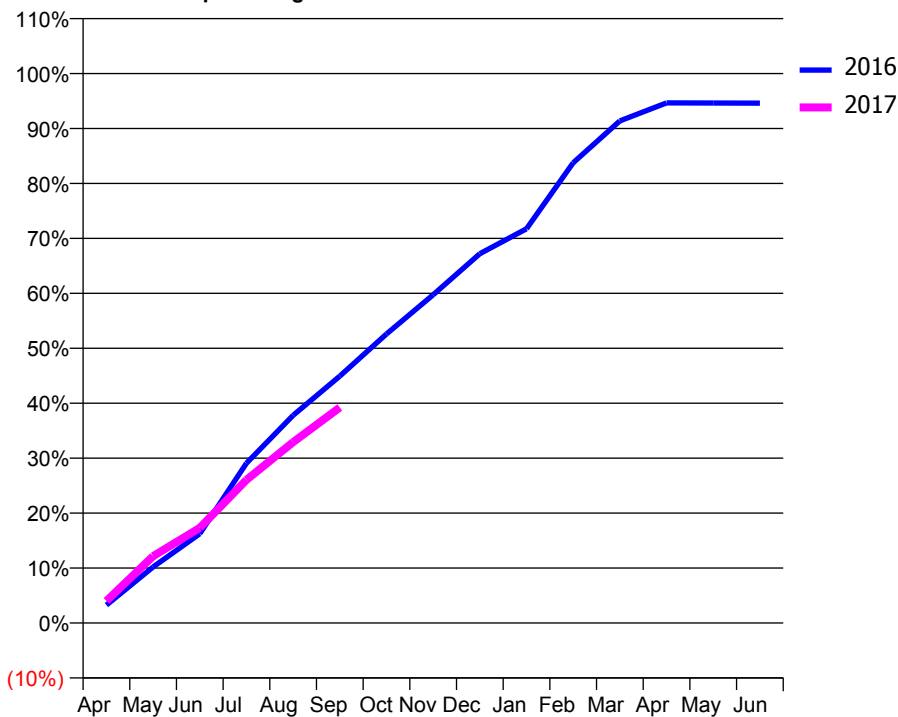
ACCESS*

Patients seen in 24 months	Total	Change since previous quarter
Quarter ending September 2015	8,687	
Quarter ending December 2015	8,598	↓
Quarter ending March 2016	8,492	↓
Quarter ending June 2016	8,321	↓
Quarter ending September 2016	8,113	↓
Variance since September 2015	(6.6%)	↓



ACTIVITY

Cumulative percentage of contracted UDA delivered 2016 & 2017



Month	Adjusted Scheduled Activity (UDA)	
	2016	2017
April	785	1,004
May	2,449	3,045
June	3,898	4,327
July	6,982	6,515
August	9,070	8,229
September	10,783	9,809
October	12,622	
November	14,336	
December	16,129	
January	17,221	
February	20,102	
March	21,929	
April	22,718	
May	22,710	
June	22,703	

QUALITY

	Quantity	Base Number	Contract	AT	Region	England
% of FP17s for the same patient ID Re-attending within 3 months - Children	85	1,242	6.8%	10.4%	12.0%	12.4%
% of FP17s for the same patient ID Re-attending within 3 months - Adults	524	4,040	13.0%	14.2%	15.9%	16.7%
% of FP17s for the same patient ID Re-attending between 3 & 9 months - Children	647	1,242	52.1%	59.3%	58.6%	57.4%
% of FP17s for the same patient ID Re-attending between 3 & 9 months - Adults	2,146	4,040	53.1%	54.4%	51.6%	50.5%
% of FP17s for Band 1 Urgent Courses	340	4,963	6.9%	6.9%	8.0%	9.1%
% of FP17s Relating to Free Repair or Replacements	46	4,963	0.9%	0.9%	0.8%	0.8%
% of FP17s Relating to Continuations	82	4,963	1.7%	1.4%	1.3%	1.3%
% of Patients satisfied with the dentistry they have received	11	13	84.6%	93.2%	93.1%	93.2%
% of Patients satisfied with the time they had to wait for an appointment	10	13	76.9%	89.3%	89.1%	89.0%

* This is based on patients treated on this contract for their most recent course of treatment. Figures in italics indicate the base number of FP17s or Patient Questionnaire responses are less than 100. N/A is shown where the base number of responses is less than 10 during the period. % is calculated as Quantity/Base number*100

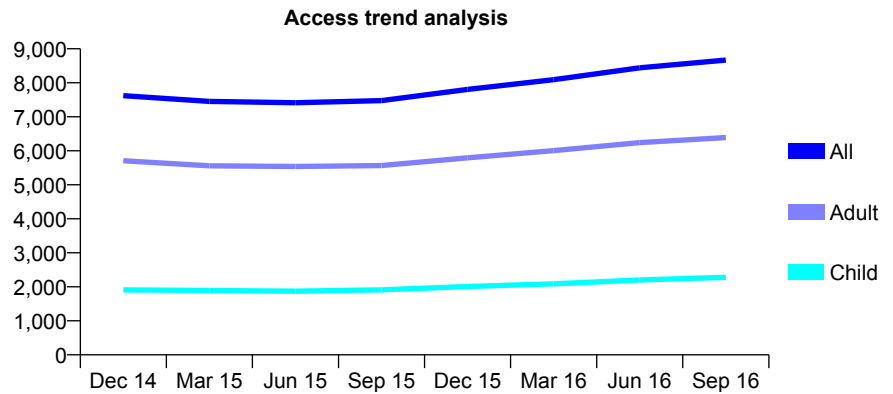
Q60 - Vital Signs At a Glance Contract Report for 101338/0011 - September 2016

Name or company name	Whitecross Dental Care Limited
Contract type name	Pilot Contract
Purpose of contract	General
Contract start date	01/04/2006
Contract end date	

16/17 Contracted general activity (UDA)	27,000
Carry forward general activity (UDA)	0
16/17 Contracted orthodontic activity (UOA)	0
Carry forward orthodontic activity (UOA)	0
Baseline contract value	£735,994.00

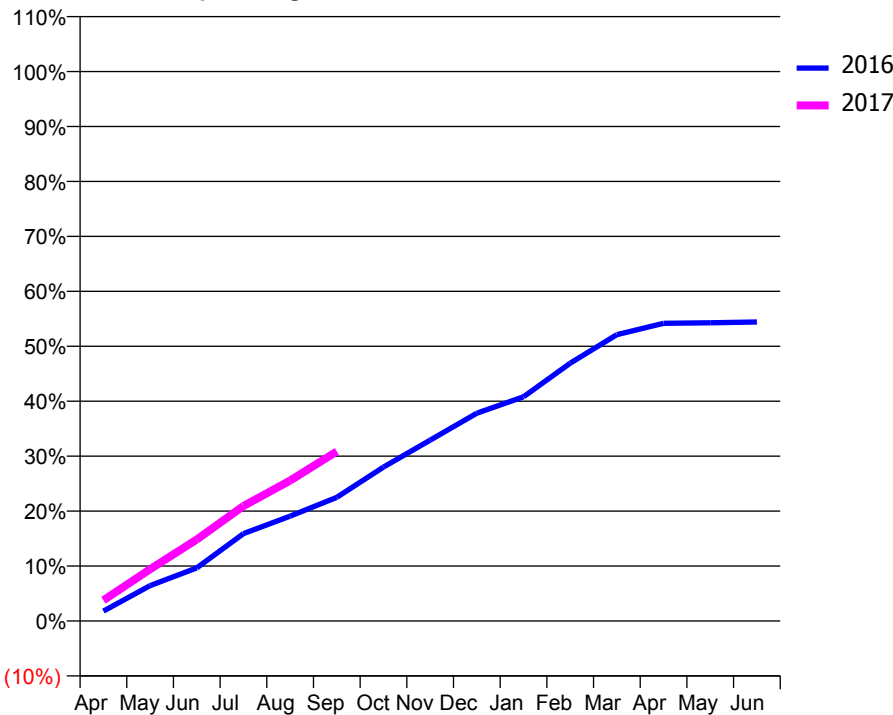
ACCESS*

Patients seen in 24 months	Total	Change since previous quarter
Quarter ending September 2015	7,478	
Quarter ending December 2015	7,804	↑
Quarter ending March 2016	8,092	↑
Quarter ending June 2016	8,442	↑
Quarter ending September 2016	8,668	↑
Variance since September 2015	15.9%	↑



ACTIVITY

Cumulative percentage of contracted UDA delivered 2016 & 2017



Month	Adjusted Scheduled Activity (UDA)	
	2016	2017
April	487	1,021
May	1,738	2,549
June	2,612	4,005
July	4,292	5,649
August	5,155	6,902
September	6,077	8,329
October	7,562	
November	8,885	
December	10,209	
January	11,018	
February	12,667	
March	14,073	
April	14,630	
May	14,655	
June	14,692	

QUALITY

	Quantity	Base Number	Contract	AT	Region	England
% of FP17s for the same patient ID Re-attending within 3 months - Children	53	1,184	4.5%	10.4%	12.0%	12.4%
% of FP17s for the same patient ID Re-attending within 3 months - Adults	284	3,040	9.3%	14.2%	15.9%	16.7%
% of FP17s for the same patient ID Re-attending between 3 & 9 months - Children	171	1,184	14.4%	59.3%	58.6%	57.4%
% of FP17s for the same patient ID Re-attending between 3 & 9 months - Adults	432	3,040	14.2%	54.4%	51.6%	50.5%
% of FP17s for Band 1 Urgent Courses	423	3,861	11.0%	6.9%	8.0%	9.1%
% of FP17s Relating to Free Repair or Replacements	3	3,861	0.1%	0.9%	0.8%	0.8%
% of FP17s Relating to Continuations	15	3,861	0.4%	1.4%	1.3%	1.3%
% of Patients satisfied with the dentistry they have received	5	5	N/A	93.2%	93.1%	93.2%
% of Patients satisfied with the time they had to wait for an appointment	4	5	N/A	89.3%	89.1%	89.0%

* This is based on patients treated on this contract for their most recent course of treatment. Figures in italics indicate the base number of FP17s or Patient Questionnaire responses are less than 100. N/A is shown where the base number of responses is less than 10 during the period. % is calculated as Quantity/Base number*100

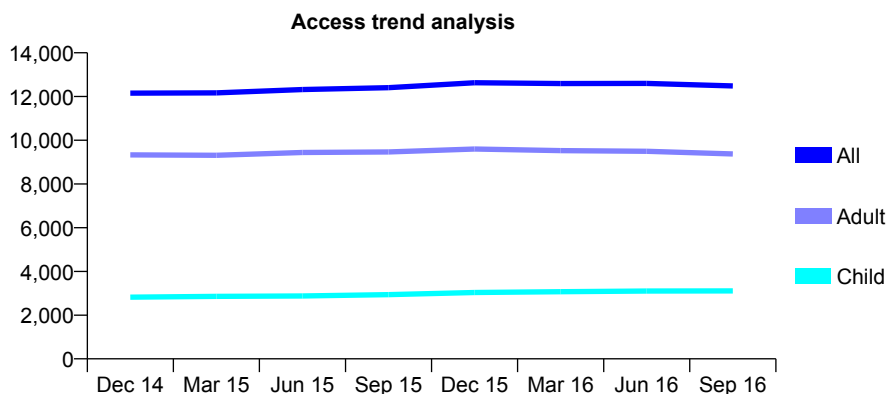
Q60 - Vital Signs At a Glance Contract Report for 101338/0014 - September 2016

Name or company name	Whitecross Dental Care Limited
Contract type name	GDS Contract
Purpose of contract	General
Contract start date	01/04/2006
Contract end date	

16/17 Contracted general activity (UDA)	30,302
Carry forward general activity (UDA)	668
16/17 Contracted orthodontic activity (UOA)	0
Carry forward orthodontic activity (UOA)	0
Baseline contract value	£813,547.39

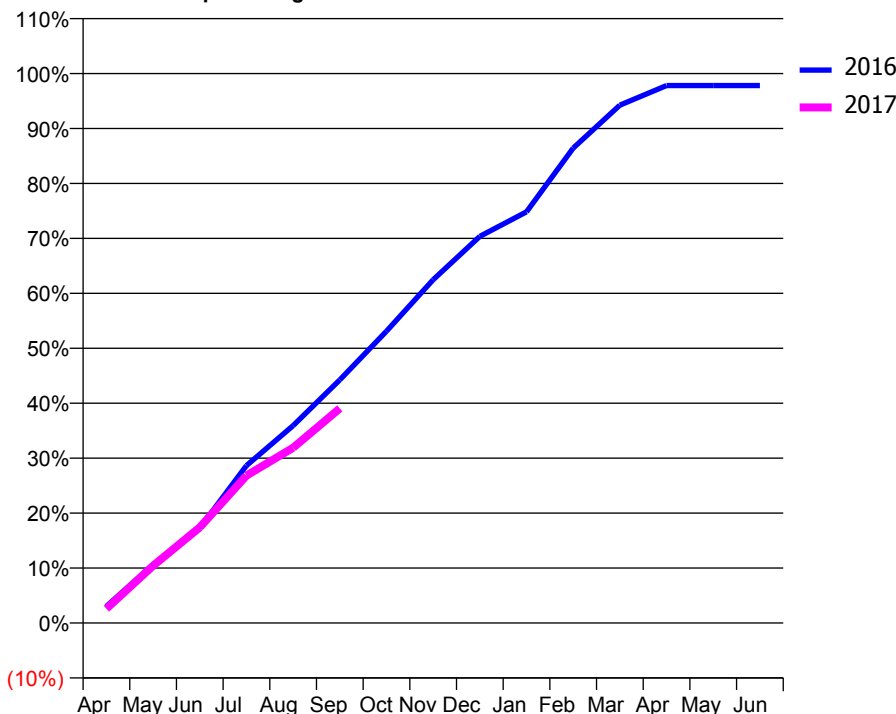
ACCESS*

Patients seen in 24 months	Total	Change since previous quarter
Quarter ending September 2015	12,403	
Quarter ending December 2015	12,631	→
Quarter ending March 2016	12,594	→
Quarter ending June 2016	12,597	→
Quarter ending September 2016	12,482	→
Variance since September 2015	0.6%	→



ACTIVITY

Cumulative percentage of contracted UDA delivered 2016 & 2017



Month	Adjusted Scheduled Activity (UDA)	
	2016	2017
April	920	792
May	3,216	3,156
June	5,242	5,278
July	8,679	8,130
August	10,890	9,664
September	13,405	11,832
October	16,094	
November	18,935	
December	21,319	
January	22,674	
February	26,190	
March	28,557	
April	29,634	
May	29,634	
June	29,634	

QUALITY

	Quantity	Base Number	Contract	AT	Region	England
% of FP17s for the same patient ID Re-attending within 3 months - Children	163	1,995	8.2%	10.4%	12.0%	12.4%
% of FP17s for the same patient ID Re-attending within 3 months - Adults	689	4,882	14.1%	14.2%	15.9%	16.7%
% of FP17s for the same patient ID Re-attending between 3 & 9 months - Children	947	1,995	47.5%	59.3%	58.6%	57.4%
% of FP17s for the same patient ID Re-attending between 3 & 9 months - Adults	1,971	4,882	40.4%	54.4%	51.6%	50.5%
% of FP17s for Band 1 Urgent Courses	497	6,377	7.8%	6.9%	8.0%	9.1%
% of FP17s Relating to Free Repair or Replacements	37	6,377	0.6%	0.9%	0.8%	0.8%
% of FP17s Relating to Continuations	129	6,377	2.0%	1.4%	1.3%	1.3%
% of Patients satisfied with the dentistry they have received	11	11	100.0%	93.2%	93.1%	93.2%
% of Patients satisfied with the time they had to wait for an appointment	8	11	72.7%	89.3%	89.1%	89.0%

* This is based on patients treated on this contract for their most recent course of treatment. Figures in italics indicate the base number of FP17s or Patient Questionnaire responses are less than 100. N/A is shown where the base number of responses is less than 10 during the period. % is calculated as Quantity/Base number*100

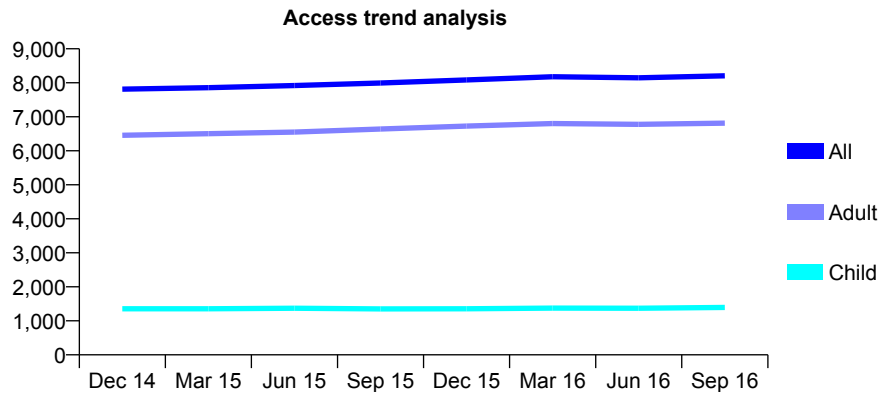
Q60 - Vital Signs At a Glance Contract Report for 101338/0016 - September 2016

Name or company name	Whitecross Dental Care Limited
Contract type name	GDS Contract
Purpose of contract	General
Contract start date	01/04/2006
Contract end date	

16/17 Contracted general activity (UDA)	26,093
Carry forward general activity (UDA)	0
16/17 Contracted orthodontic activity (UOA)	0
Carry forward orthodontic activity (UOA)	0
Baseline contract value	£721,578.38

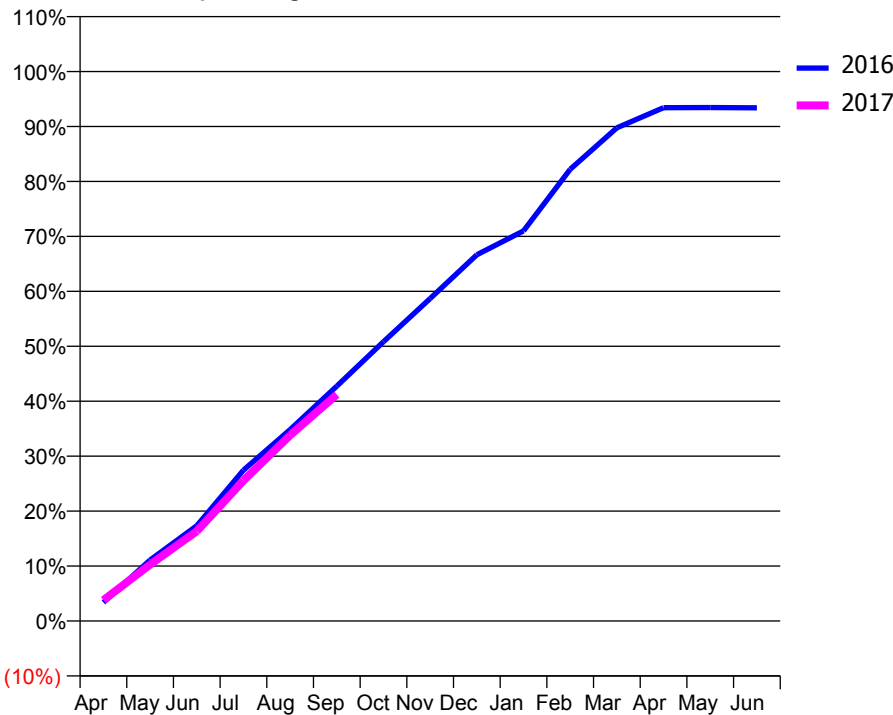
ACCESS*

Patients seen in 24 months	Total	Change since previous quarter
Quarter ending September 2015	7,994	
Quarter ending December 2015	8,083	→
Quarter ending March 2016	8,177	→
Quarter ending June 2016	8,149	→
Quarter ending September 2016	8,206	→
Variance since September 2015	2.7%	↑



ACTIVITY

Cumulative percentage of contracted UDA delivered 2016 & 2017



Month	Adjusted Scheduled Activity (UDA)	
	2016	2017
April	885	992
May	2,899	2,682
June	4,522	4,265
July	7,162	6,669
August	9,088	8,824
September	11,154	10,757
October	13,265	
November	15,312	
December	17,393	
January	18,527	
February	21,452	
March	23,416	
April	24,376	
May	24,379	
June	24,370	

QUALITY

	Quantity	Base Number	Contract	AT	Region	England
% of FP17s for the same patient ID Re-attending within 3 months - Children	83	994	8.4%	10.4%	12.0%	12.4%
% of FP17s for the same patient ID Re-attending within 3 months - Adults	596	4,564	13.1%	14.2%	15.9%	16.7%
% of FP17s for the same patient ID Re-attending between 3 & 9 months - Children	478	994	48.1%	59.3%	58.6%	57.4%
% of FP17s for the same patient ID Re-attending between 3 & 9 months - Adults	2,218	4,564	48.6%	54.4%	51.6%	50.5%
% of FP17s for Band 1 Urgent Courses	237	5,087	4.7%	6.9%	8.0%	9.1%
% of FP17s Relating to Free Repair or Replacements	36	5,087	0.7%	0.9%	0.8%	0.8%
% of FP17s Relating to Continuations	124	5,087	2.4%	1.4%	1.3%	1.3%
% of Patients satisfied with the dentistry they have received	16	16	100.0%	93.2%	93.1%	93.2%
% of Patients satisfied with the time they had to wait for an appointment	15	16	93.8%	89.3%	89.1%	89.0%

* This is based on patients treated on this contract for their most recent course of treatment. Figures in italics indicate the base number of FP17s or Patient Questionnaire responses are less than 100. N/A is shown where the base number of responses is less than 10 during the period. % is calculated as Quantity/Base number*100

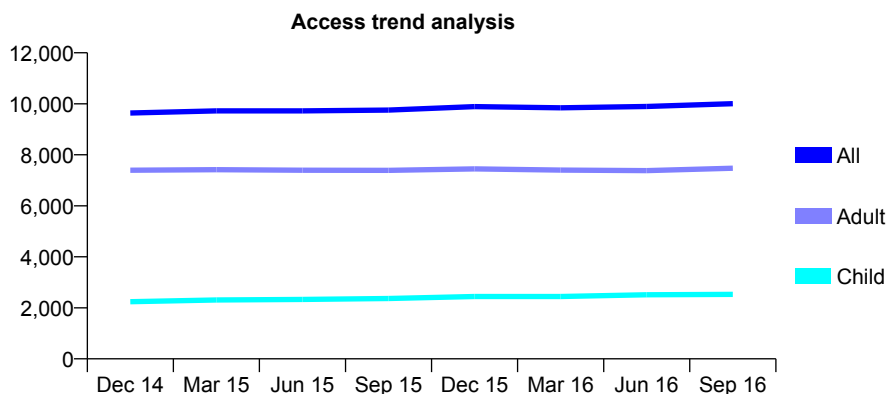
Q60 - Vital Signs At a Glance Contract Report for 101338/0020 - September 2016

Name or company name	Whitecross Dental Care Limited
Contract type name	GDS Contract
Purpose of contract	General
Contract start date	01/04/2006
Contract end date	

16/17 Contracted general activity (UDA)	31,250
Carry forward general activity (UDA)	0
16/17 Contracted orthodontic activity (UOA)	0
Carry forward orthodontic activity (UOA)	0
Baseline contract value	£853,334.76

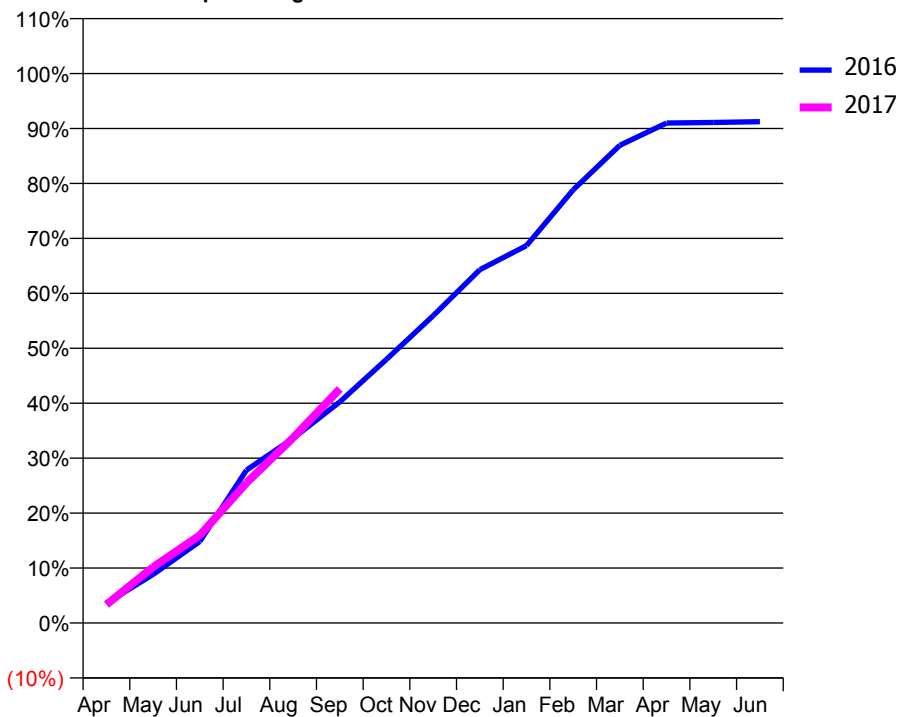
ACCESS*

Patients seen in 24 months	Total	Change since previous quarter
Quarter ending September 2015	9,754	
Quarter ending December 2015	9,888	→
Quarter ending March 2016	9,841	→
Quarter ending June 2016	9,894	→
Quarter ending September 2016	10,003	→
Variance since September 2015	2.6%	↑



ACTIVITY

Cumulative percentage of contracted UDA delivered 2016 & 2017



Month	Adjusted Scheduled Activity (UDA)	
	2016	2017
April	1,124	1,052
May	2,762	3,179
June	4,641	4,984
July	8,692	7,976
August	10,507	10,540
September	12,575	13,315
October	14,999	
November	17,478	
December	20,091	
January	21,464	
February	24,633	
March	27,170	
April	28,433	
May	28,465	
June	28,511	

QUALITY

	Quantity	Base Number	Contract	AT	Region	England
% of FP17s for the same patient ID Re-attending within 3 months - Children	122	1,685	7.2%	10.4%	12.0%	12.4%
% of FP17s for the same patient ID Re-attending within 3 months - Adults	633	4,668	13.6%	14.2%	15.9%	16.7%
% of FP17s for the same patient ID Re-attending between 3 & 9 months - Children	884	1,685	52.5%	59.3%	58.6%	57.4%
% of FP17s for the same patient ID Re-attending between 3 & 9 months - Adults	2,179	4,668	46.7%	54.4%	51.6%	50.5%
% of FP17s for Band 1 Urgent Courses	532	5,919	9.0%	6.9%	8.0%	9.1%
% of FP17s Relating to Free Repair or Replacements	38	5,919	0.6%	0.9%	0.8%	0.8%
% of FP17s Relating to Continuations	86	5,919	1.5%	1.4%	1.3%	1.3%
% of Patients satisfied with the dentistry they have received	8	8	N/A	93.2%	93.1%	93.2%
% of Patients satisfied with the time they had to wait for an appointment	7	8	N/A	89.3%	89.1%	89.0%

* This is based on patients treated on this contract for their most recent course of treatment. Figures in italics indicate the base number of FP17s or Patient Questionnaire responses are less than 100. N/A is shown where the base number of responses is less than 10 during the period. % is calculated as Quantity/Base number*100

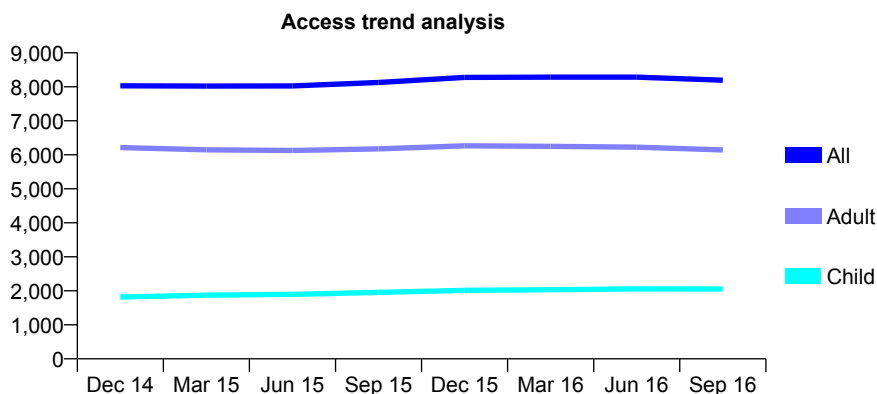
Q60 - Vital Signs At a Glance Contract Report for 101338/0021 - September 2016

Name or company name	Whitecross Dental Care Limited
Contract type name	GDS Contract
Purpose of contract	General
Contract start date	01/04/2006
Contract end date	

16/17 Contracted general activity (UDA)	25,000
Carry forward general activity (UDA)	0
16/17 Contracted orthodontic activity (UOA)	0
Carry forward orthodontic activity (UOA)	0
Baseline contract value	£682,667.82

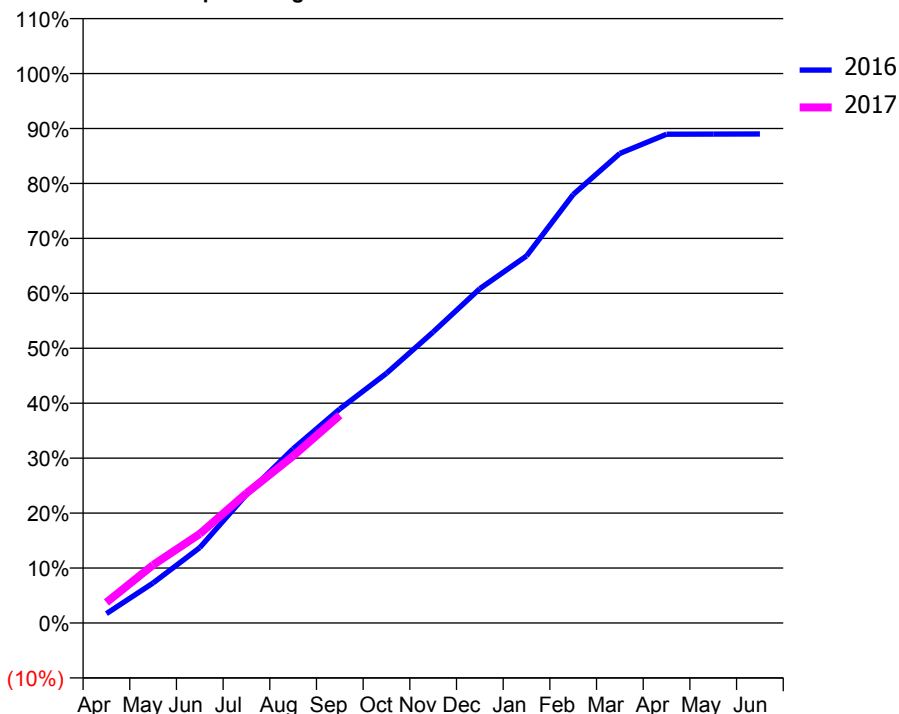
ACCESS*

Patients seen in 24 months	Total	Change since previous quarter
Quarter ending September 2015	8,127	
Quarter ending December 2015	8,275	→
Quarter ending March 2016	8,284	→
Quarter ending June 2016	8,283	→
Quarter ending September 2016	8,194	↓
Variance since September 2015	0.8%	→



ACTIVITY

Cumulative percentage of contracted UDA delivered 2016 & 2017



Month	Adjusted Scheduled Activity (UDA)	
	2016	2017
April	425	940
May	1,825	2,643
June	3,432	4,054
July	5,846	5,908
August	7,927	7,597
September	9,742	9,447
October	11,361	
November	13,242	
December	15,211	
January	16,701	
February	19,494	
March	21,366	
April	22,241	
May	22,244	
June	22,252	

QUALITY

	Quantity	Base Number	Contract	AT	Region	England
% of FP17s for the same patient ID Re-attending within 3 months - Children	72	1,386	5.2%	10.4%	12.0%	12.4%
% of FP17s for the same patient ID Re-attending within 3 months - Adults	438	3,863	11.3%	14.2%	15.9%	16.7%
% of FP17s for the same patient ID Re-attending between 3 & 9 months - Children	808	1,386	58.3%	59.3%	58.6%	57.4%
% of FP17s for the same patient ID Re-attending between 3 & 9 months - Adults	1,842	3,863	47.7%	54.4%	51.6%	50.5%
% of FP17s for Band 1 Urgent Courses	375	4,856	7.7%	6.9%	8.0%	9.1%
% of FP17s Relating to Free Repair or Replacements	20	4,856	0.4%	0.9%	0.8%	0.8%
% of FP17s Relating to Continuations	75	4,856	1.5%	1.4%	1.3%	1.3%
% of Patients satisfied with the dentistry they have received	14	15	93.3%	93.2%	93.1%	93.2%
% of Patients satisfied with the time they had to wait for an appointment	15	15	100.0%	89.3%	89.1%	89.0%

* This is based on patients treated on this contract for their most recent course of treatment. Figures in italics indicate the base number of FP17s or Patient Questionnaire responses are less than 100. N/A is shown where the base number of responses is less than 10 during the period. % is calculated as Quantity/Base number*100

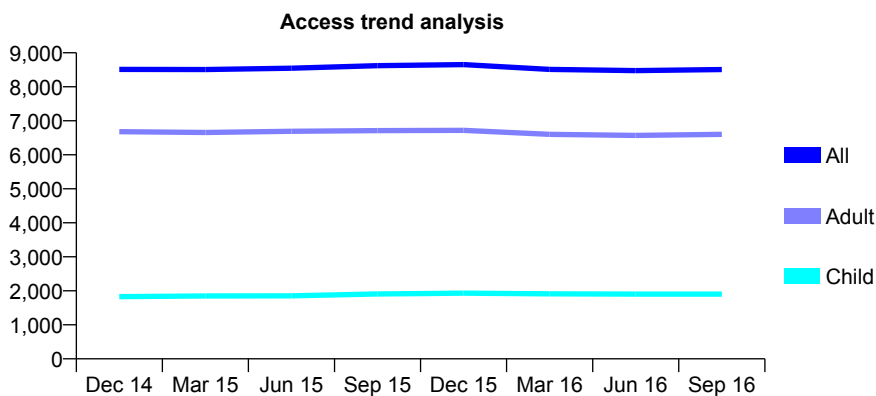
Q60 - Vital Signs At a Glance Contract Report for 101338/0033 - September 2016

Name or company name	Whitecross Dental Care Limited
Contract type name	GDS Contract
Purpose of contract	General
Contract start date	01/04/2006
Contract end date	

16/17 Contracted general activity (UDA)	23,788
Carry forward general activity (UDA)	0
16/17 Contracted orthodontic activity (UOA)	0
Carry forward orthodontic activity (UOA)	0
Baseline contract value	£652,822.55

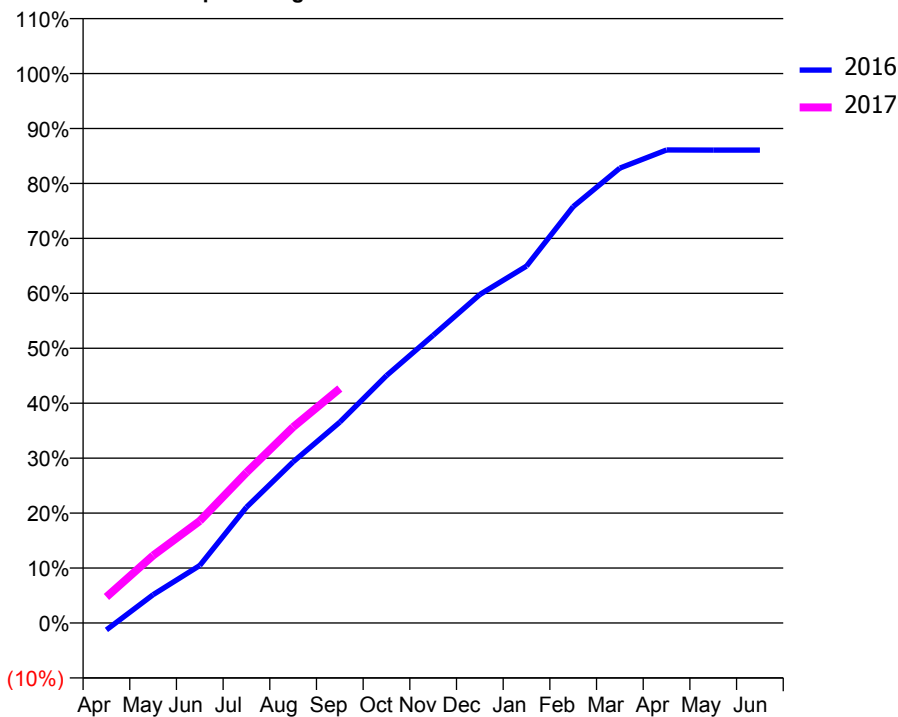
ACCESS*

Patients seen in 24 months	Total	Change since previous quarter
Quarter ending September 2015	8,621	
Quarter ending December 2015	8,653	→
Quarter ending March 2016	8,513	↓
Quarter ending June 2016	8,477	→
Quarter ending September 2016	8,508	→
Variance since September 2015	(1.3%)	↓



ACTIVITY

Cumulative percentage of contracted UDA delivered 2016 & 2017



Month	Adjusted Scheduled Activity (UDA)	
	2016	2017
April	-304	1,131
May	1,225	2,922
June	2,488	4,419
July	5,014	6,514
August	6,976	8,481
September	8,694	10,149
October	10,709	
November	12,456	
December	14,221	
January	15,449	
February	18,026	
March	19,693	
April	20,476	
May	20,475	
June	20,473	

QUALITY

	Quantity	Base Number	Contract	AT	Region	England
% of FP17s for the same patient ID Re-attending within 3 months - Children	74	1,376	5.4%	10.4%	12.0%	12.4%
% of FP17s for the same patient ID Re-attending within 3 months - Adults	516	4,074	12.7%	14.2%	15.9%	16.7%
% of FP17s for the same patient ID Re-attending between 3 & 9 months - Children	785	1,376	57.0%	59.3%	58.6%	57.4%
% of FP17s for the same patient ID Re-attending between 3 & 9 months - Adults	1,858	4,074	45.6%	54.4%	51.6%	50.5%
% of FP17s for Band 1 Urgent Courses	311	5,037	6.2%	6.9%	8.0%	9.1%
% of FP17s Relating to Free Repair or Replacements	32	5,037	0.6%	0.9%	0.8%	0.8%
% of FP17s Relating to Continuations	101	5,037	2.0%	1.4%	1.3%	1.3%
% of Patients satisfied with the dentistry they have received	8	11	72.7%	93.2%	93.1%	93.2%
% of Patients satisfied with the time they had to wait for an appointment	8	11	72.7%	89.3%	89.1%	89.0%

* This is based on patients treated on this contract for their most recent course of treatment. Figures in italics indicate the base number of FP17s or Patient Questionnaire responses are less than 100. N/A is shown where the base number of responses is less than 10 during the period. % is calculated as Quantity/Base number*100

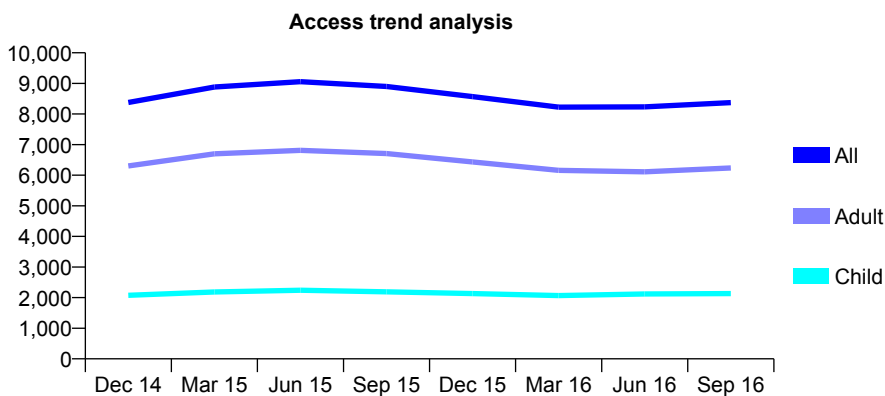
Q60 - Vital Signs At a Glance Contract Report for 101362/0010 - September 2016

Name or company name	Rodericks Dental Limited
Contract type name	GDS Contract
Purpose of contract	General
Contract start date	01/09/2008
Contract end date	

16/17 Contracted general activity (UDA)	23,798
Carry forward general activity (UDA)	0
16/17 Contracted orthodontic activity (UOA)	0
Carry forward orthodontic activity (UOA)	0
Baseline contract value	£544,802.20

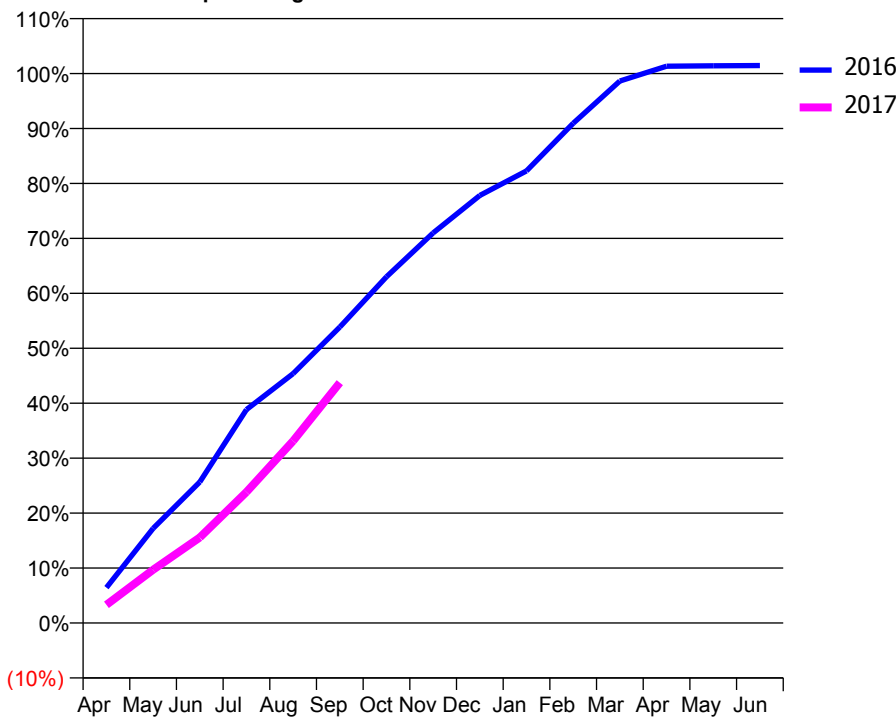
ACCESS*

Patients seen in 24 months	Total	Change since previous quarter
Quarter ending September 2015	8,898	
Quarter ending December 2015	8,568	↓
Quarter ending March 2016	8,225	↓
Quarter ending June 2016	8,233	→
Quarter ending September 2016	8,372	→
Variance since September 2015	(5.9%)	↓



ACTIVITY

Cumulative percentage of contracted UDA delivered 2016 & 2017



Month	Adjusted Scheduled Activity (UDA)	
	2016	2017
April	1,343	790
May	3,584	2,306
June	5,339	3,704
July	8,083	5,673
August	9,444	7,887
September	11,210	10,408
October	13,110	
November	14,771	
December	16,194	
January	17,123	
February	18,924	
March	20,524	
April	21,084	
May	21,103	
June	21,111	

QUALITY

	Quantity	Base Number	Contract	AT	Region	England
% of FP17s for the same patient ID Re-attending within 3 months - Children	134	1,632	8.2%	10.4%	12.0%	12.4%
% of FP17s for the same patient ID Re-attending within 3 months - Adults	706	4,395	16.1%	14.2%	15.9%	16.7%
% of FP17s for the same patient ID Re-attending between 3 & 9 months - Children	828	1,632	50.7%	59.3%	58.6%	57.4%
% of FP17s for the same patient ID Re-attending between 3 & 9 months - Adults	2,138	4,395	48.6%	54.4%	51.6%	50.5%
% of FP17s for Band 1 Urgent Courses	503	5,287	9.5%	6.9%	8.0%	9.1%
% of FP17s Relating to Free Repair or Replacements	77	5,287	1.5%	0.9%	0.8%	0.8%
% of FP17s Relating to Continuations	22	5,287	0.4%	1.4%	1.3%	1.3%
% of Patients satisfied with the dentistry they have received	9	9	N/A	93.2%	93.1%	93.2%
% of Patients satisfied with the time they had to wait for an appointment	8	9	N/A	89.3%	89.1%	89.0%

* This is based on patients treated on this contract for their most recent course of treatment. Figures in italics indicate the base number of FP17s or Patient Questionnaire responses are less than 100. N/A is shown where the base number of responses is less than 10 during the period. % is calculated as Quantity/Base number*100

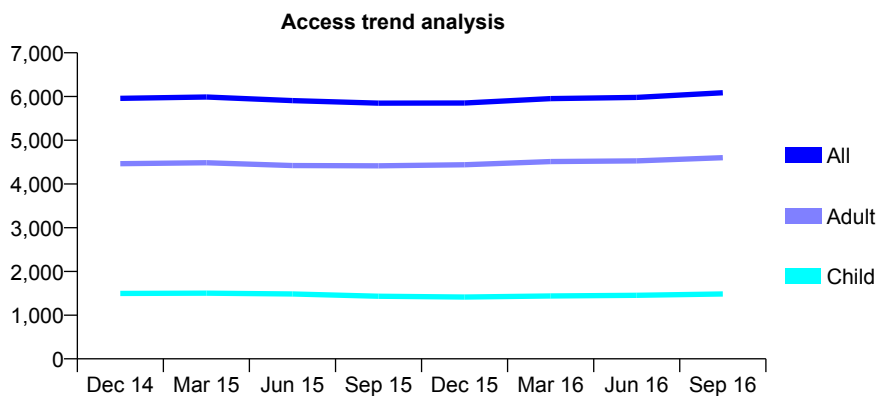
Q60 - Vital Signs At a Glance Contract Report for 101362/0012 - September 2016

Name or company name	Rodericks Dental Limited
Contract type name	GDS Contract
Purpose of contract	General
Contract start date	01/11/2008
Contract end date	

16/17 Contracted general activity (UDA)	16,586
Carry forward general activity (UDA)	0
16/17 Contracted orthodontic activity (UOA)	0
Carry forward orthodontic activity (UOA)	0
Baseline contract value	£377,836.51

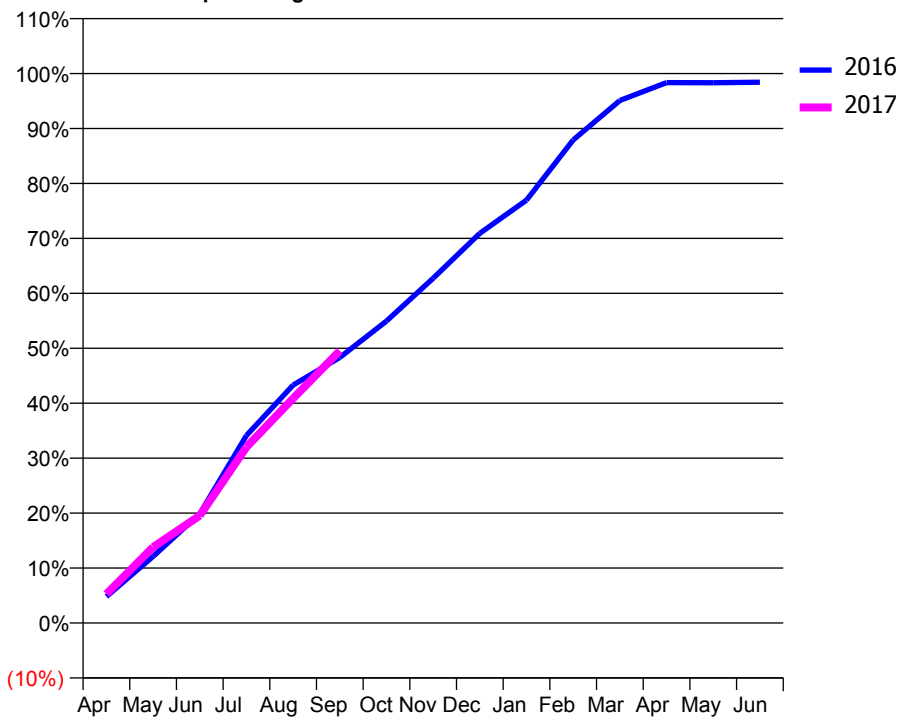
ACCESS*

Patients seen in 24 months	Total	Change since previous quarter
Quarter ending September 2015	5,848	
Quarter ending December 2015	5,853	→
Quarter ending March 2016	5,952	→
Quarter ending June 2016	5,979	→
Quarter ending September 2016	6,086	→
Variance since September 2015	4.1%	↑



ACTIVITY

Cumulative percentage of contracted UDA delivered 2016 & 2017



Month	Adjusted Scheduled Activity (UDA)	
	2016	2017
April	797	876
May	2,012	2,291
June	3,300	3,244
July	5,661	5,311
August	7,184	6,781
September	8,017	8,217
October	9,116	
November	10,405	
December	11,761	
January	12,765	
February	14,579	
March	15,771	
April	16,312	
May	16,306	
June	16,324	

QUALITY

	Quantity	Base Number	Contract	AT	Region	England
% of FP17s for the same patient ID Re-attending within 3 months - Children	54	980	5.5%	10.4%	12.0%	12.4%
% of FP17s for the same patient ID Re-attending within 3 months - Adults	446	3,235	13.8%	14.2%	15.9%	16.7%
% of FP17s for the same patient ID Re-attending between 3 & 9 months - Children	535	980	54.6%	59.3%	58.6%	57.4%
% of FP17s for the same patient ID Re-attending between 3 & 9 months - Adults	1,697	3,235	52.5%	54.4%	51.6%	50.5%
% of FP17s for Band 1 Urgent Courses	305	3,974	7.7%	6.9%	8.0%	9.1%
% of FP17s Relating to Free Repair or Replacements	59	3,974	1.5%	0.9%	0.8%	0.8%
% of FP17s Relating to Continuations	21	3,974	0.5%	1.4%	1.3%	1.3%
% of Patients satisfied with the dentistry they have received	2	2	N/A	93.2%	93.1%	93.2%
% of Patients satisfied with the time they had to wait for an appointment	2	2	N/A	89.3%	89.1%	89.0%

* This is based on patients treated on this contract for their most recent course of treatment. Figures in italics indicate the base number of FP17s or Patient Questionnaire responses are less than 100. N/A is shown where the base number of responses is less than 10 during the period. % is calculated as Quantity/Base number*100

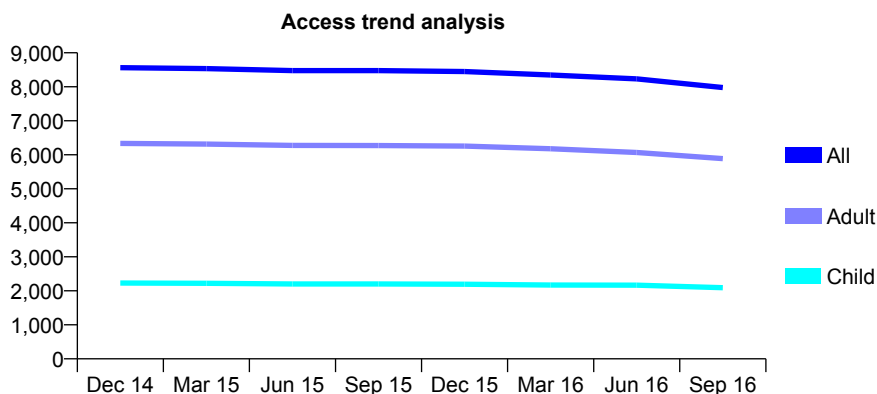
Q60 - Vital Signs At a Glance Contract Report for 101370/0016 - September 2016

Name or company name	Petrie Tucker & Partners Ltd
Contract type name	GDS Contract
Purpose of contract	General
Contract start date	01/04/2006
Contract end date	

16/17 Contracted general activity (UDA)	22,134
Carry forward general activity (UDA)	0
16/17 Contracted orthodontic activity (UOA)	0
Carry forward orthodontic activity (UOA)	0
Baseline contract value	£470,519.48

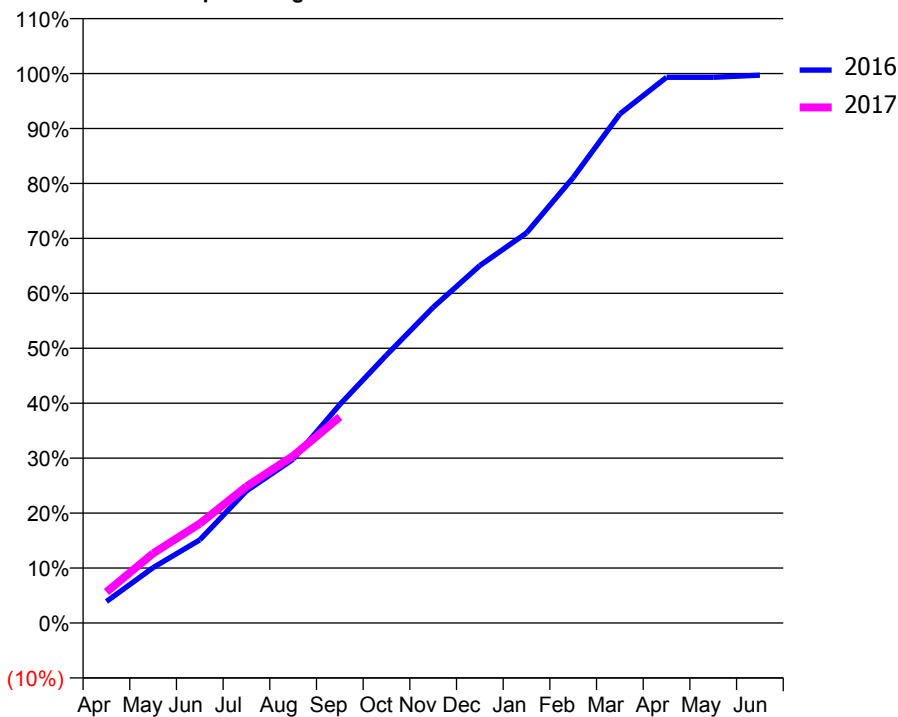
ACCESS*

Patients seen in 24 months	Total	Change since previous quarter
Quarter ending September 2015	8,476	
Quarter ending December 2015	8,449	→
Quarter ending March 2016	8,348	↓
Quarter ending June 2016	8,233	↓
Quarter ending September 2016	7,979	↓
Variance since September 2015	(5.9%)	↓



ACTIVITY

Cumulative percentage of contracted UDA delivered 2016 & 2017



Adjusted Scheduled Activity (UDA)

Month	2016	2017
April	805	1,247
May	2,069	2,806
June	3,102	4,006
July	4,929	5,505
August	6,116	6,730
September	8,157	8,301
October	10,003	
November	11,787	
December	13,346	
January	14,563	
February	16,630	
March	19,004	
April	20,371	
May	20,371	
June	20,451	

QUALITY

	Quantity	Base Number	Contract	AT	Region	England
% of FP17s for the same patient ID Re-attending within 3 months - Children	57	1,135	5.0%	10.4%	12.0%	12.4%
% of FP17s for the same patient ID Re-attending within 3 months - Adults	315	2,943	10.7%	14.2%	15.9%	16.7%
% of FP17s for the same patient ID Re-attending between 3 & 9 months - Children	481	1,135	42.4%	59.3%	58.6%	57.4%
% of FP17s for the same patient ID Re-attending between 3 & 9 months - Adults	1,166	2,943	39.6%	54.4%	51.6%	50.5%
% of FP17s for Band 1 Urgent Courses	137	3,528	3.9%	6.9%	8.0%	9.1%
% of FP17s Relating to Free Repair or Replacements	13	3,528	0.4%	0.9%	0.8%	0.8%
% of FP17s Relating to Continuations	50	3,528	1.4%	1.4%	1.3%	1.3%
% of Patients satisfied with the dentistry they have received	1	1	N/A	93.2%	93.1%	93.2%
% of Patients satisfied with the time they had to wait for an appointment	1	1	N/A	89.3%	89.1%	89.0%

* This is based on patients treated on this contract for their most recent course of treatment. Figures in italics indicate the base number of FP17s or Patient Questionnaire responses are less than 100. N/A is shown where the base number of responses is less than 10 during the period. % is calculated as Quantity/Base number*100

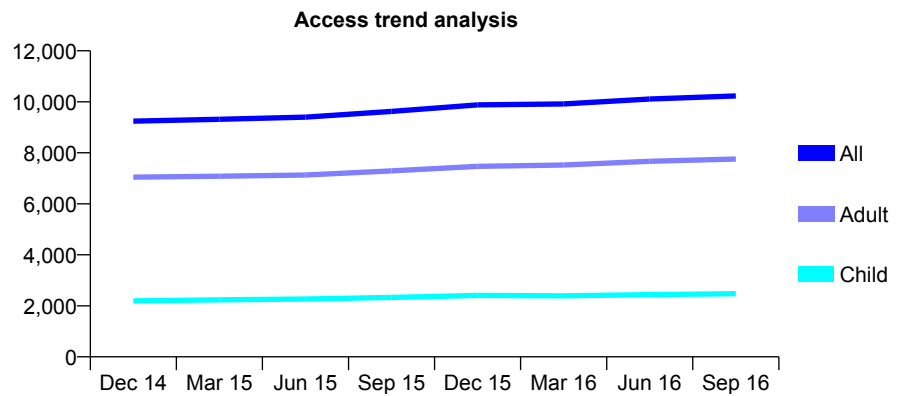
Q60 - Vital Signs At a Glance Contract Report for 101370/0017 - September 2016

Name or company name	Petrie Tucker & Partners Ltd
Contract type name	GDS Contract
Purpose of contract	General
Contract start date	01/04/2006
Contract end date	

16/17 Contracted general activity (UDA)	25,778
Carry forward general activity (UDA)	0
16/17 Contracted orthodontic activity (UOA)	0
Carry forward orthodontic activity (UOA)	0
Baseline contract value	£573,439.08

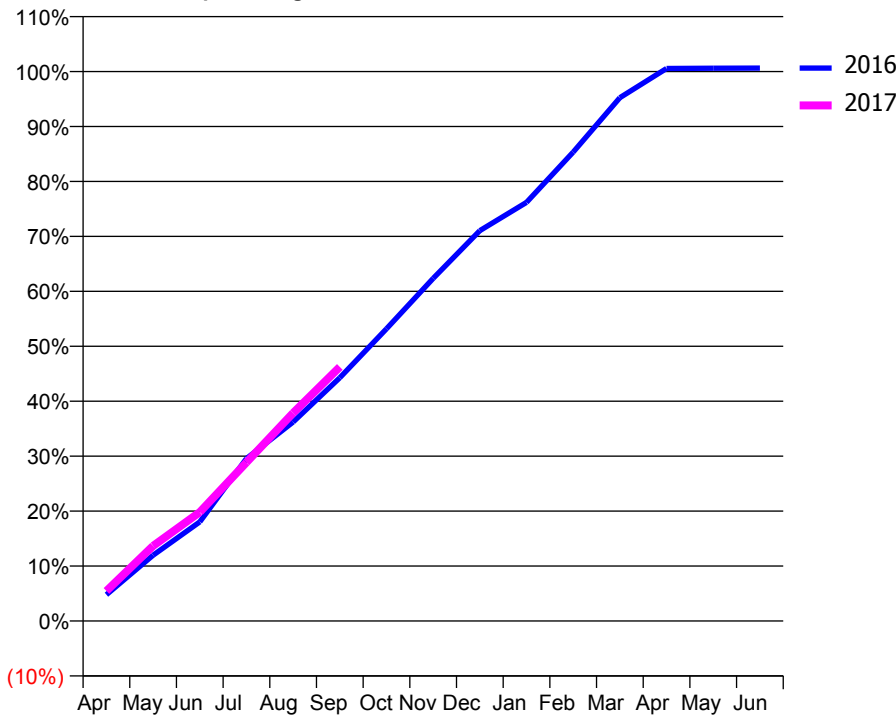
ACCESS*

Patients seen in 24 months	Total	Change since previous quarter
Quarter ending September 2015	9,624	
Quarter ending December 2015	9,881	↑
Quarter ending March 2016	9,917	→
Quarter ending June 2016	10,108	→
Quarter ending September 2016	10,230	→
Variance since September 2015	6.3%	↑



ACTIVITY

Cumulative percentage of contracted UDA delivered 2016 & 2017



Month	Adjusted Scheduled Activity (UDA)	
	2016	2017
April	1,234	1,408
May	3,086	3,526
June	4,652	5,110
July	7,621	7,442
August	9,338	9,759
September	11,414	11,920
October	13,710	
November	16,074	
December	18,312	
January	19,642	
February	21,997	
March	24,551	
April	25,923	
May	25,934	
June	25,941	

QUALITY

	Quantity	Base Number	Contract	AT	Region	England
% of FP17s for the same patient ID Re-attending within 3 months - Children	90	1,660	5.4%	10.4%	12.0%	12.4%
% of FP17s for the same patient ID Re-attending within 3 months - Adults	421	5,181	8.1%	14.2%	15.9%	16.7%
% of FP17s for the same patient ID Re-attending between 3 & 9 months - Children	799	1,660	48.1%	59.3%	58.6%	57.4%
% of FP17s for the same patient ID Re-attending between 3 & 9 months - Adults	2,863	5,181	55.3%	54.4%	51.6%	50.5%
% of FP17s for Band 1 Urgent Courses	265	6,109	4.3%	6.9%	8.0%	9.1%
% of FP17s Relating to Free Repair or Replacements	36	6,109	0.6%	0.9%	0.8%	0.8%
% of FP17s Relating to Continuations	58	6,109	0.9%	1.4%	1.3%	1.3%
% of Patients satisfied with the dentistry they have received	7	7	N/A	93.2%	93.1%	93.2%
% of Patients satisfied with the time they had to wait for an appointment	7	7	N/A	89.3%	89.1%	89.0%

* This is based on patients treated on this contract for their most recent course of treatment. Figures in italics indicate the base number of FP17s or Patient Questionnaire responses are less than 100. N/A is shown where the base number of responses is less than 10 during the period. % is calculated as Quantity/Base number*100

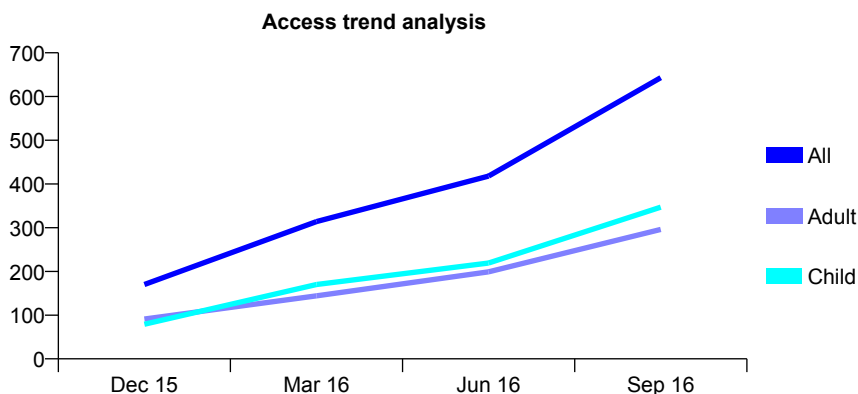
Q60 - Vital Signs At a Glance Contract Report for 101605/0001 - September 2016

Name or company name	Thomas Dental Practice
Contract type name	GDS Contract
Purpose of contract	General
Contract start date	01/10/2015
Contract end date	

16/17 Contracted general activity (UDA)	2,559
Carry forward general activity (UDA)	0
16/17 Contracted orthodontic activity (UOA)	0
Carry forward orthodontic activity (UOA)	0
Baseline contract value	£56,338.00

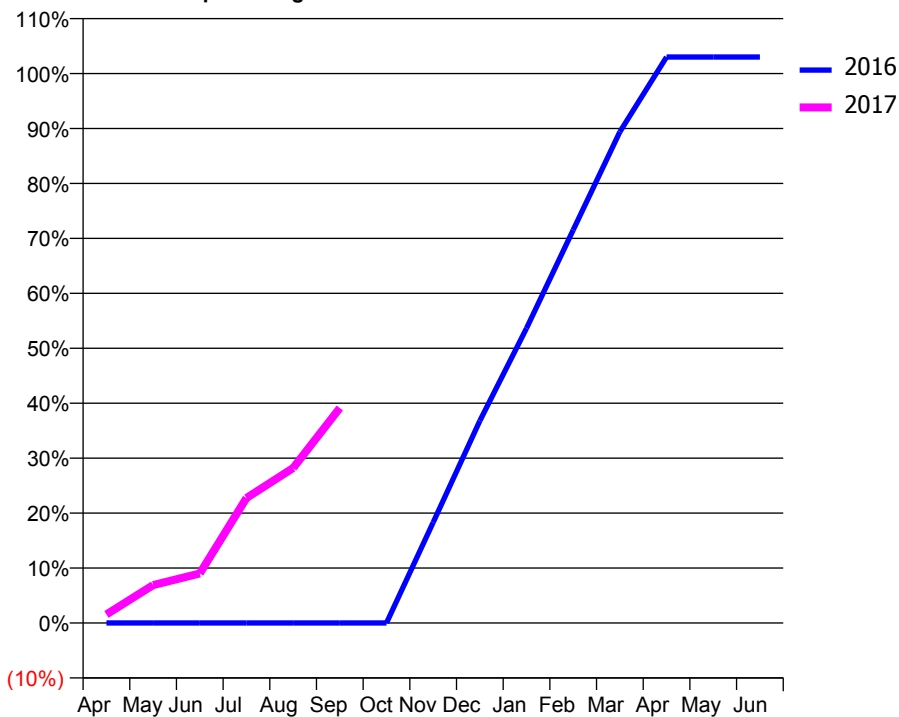
ACCESS*

Patients seen in 24 months	Total	Change since previous quarter
Quarter ending September 2015	0	
Quarter ending December 2015	170	↑
Quarter ending March 2016	314	↑
Quarter ending June 2016	418	↑
Quarter ending September 2016	643	↑
Variance since September 2015	N/A	



ACTIVITY

Cumulative percentage of contracted UDA delivered 2016 & 2017



Month	Adjusted Scheduled Activity (UDA)	
	2016	2017
April	0	40
May	0	176
June	0	230
July	0	582
August	0	722
September	0	1,002
October	0	
November	143	
December	287	
January	418	
February	558	
March	697	
April	803	
May	803	
June	803	

QUALITY

	Quantity	Base Number	Contract	AT	Region	England
% of FP17s for the same patient ID Re-attending within 3 months - Children	21	333	6.3%	10.4%	12.0%	12.4%
% of FP17s for the same patient ID Re-attending within 3 months - Adults	60	292	20.5%	14.2%	15.9%	16.7%
% of FP17s for the same patient ID Re-attending between 3 & 9 months - Children	117	333	35.1%	59.3%	58.6%	57.4%
% of FP17s for the same patient ID Re-attending between 3 & 9 months - Adults	89	292	30.5%	54.4%	51.6%	50.5%
% of FP17s for Band 1 Urgent Courses	13	571	2.3%	6.9%	8.0%	9.1%
% of FP17s Relating to Free Repair or Replacements	8	571	1.4%	0.9%	0.8%	0.8%
% of FP17s Relating to Continuations	8	571	1.4%	1.4%	1.3%	1.3%
% of Patients satisfied with the dentistry they have received	1	1	N/A	93.2%	93.1%	93.2%
% of Patients satisfied with the time they had to wait for an appointment	1	1	N/A	89.3%	89.1%	89.0%

* This is based on patients treated on this contract for their most recent course of treatment. Figures in italics indicate the base number of FP17s or Patient Questionnaire responses are less than 100. N/A is shown where the base number of responses is less than 10 during the period. % is calculated as Quantity/Base number*100

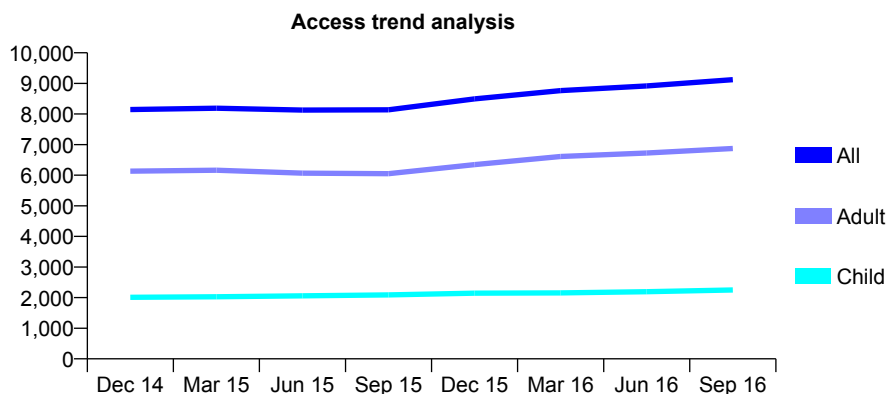
Q60 - Vital Signs At a Glance Contract Report for 103713/0001 - September 2016

Name or company name	Rodericks Ltd
Contract type name	GDS Contract
Purpose of contract	General
Contract start date	09/11/2009
Contract end date	

16/17 Contracted general activity (UDA)	26,418
Carry forward general activity (UDA)	0
16/17 Contracted orthodontic activity (UOA)	0
Carry forward orthodontic activity (UOA)	0
Baseline contract value	£634,766.82

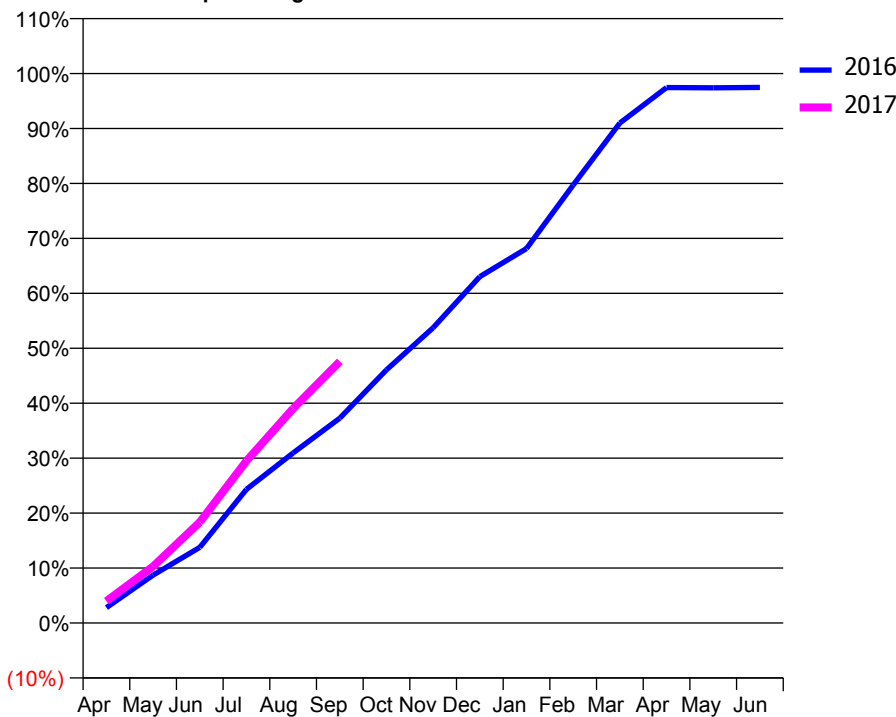
ACCESS*

Patients seen in 24 months	Total	Change since previous quarter
Quarter ending September 2015	8,137	
Quarter ending December 2015	8,495	↑
Quarter ending March 2016	8,766	↑
Quarter ending June 2016	8,917	→
Quarter ending September 2016	9,122	↑
Variance since September 2015	12.1%	↑



ACTIVITY

Cumulative percentage of contracted UDA delivered 2016 & 2017



Month	Adjusted Scheduled Activity (UDA)	
	2016	2017
April	742	1,056
May	2,306	2,722
June	3,638	4,848
July	6,428	7,794
August	8,179	10,309
September	9,852	12,573
October	12,169	
November	14,196	
December	16,655	
January	18,004	
February	21,056	
March	24,040	
April	25,743	
May	25,732	
June	25,749	

QUALITY

	Quantity	Base Number	Contract	AT	Region	England
% of FP17s for the same patient ID Re-attending within 3 months - Children	178	1,780	10.0%	10.4%	12.0%	12.4%
% of FP17s for the same patient ID Re-attending within 3 months - Adults	845	5,001	16.9%	14.2%	15.9%	16.7%
% of FP17s for the same patient ID Re-attending between 3 & 9 months - Children	978	1,780	54.9%	59.3%	58.6%	57.4%
% of FP17s for the same patient ID Re-attending between 3 & 9 months - Adults	2,753	5,001	55.0%	54.4%	51.6%	50.5%
% of FP17s for Band 1 Urgent Courses	635	5,669	11.2%	6.9%	8.0%	9.1%
% of FP17s Relating to Free Repair or Replacements	57	5,669	1.0%	0.9%	0.8%	0.8%
% of FP17s Relating to Continuations	32	5,669	0.6%	1.4%	1.3%	1.3%
% of Patients satisfied with the dentistry they have received	4	5	N/A	93.2%	93.1%	93.2%
% of Patients satisfied with the time they had to wait for an appointment	4	5	N/A	89.3%	89.1%	89.0%

* This is based on patients treated on this contract for their most recent course of treatment. Figures in italics indicate the base number of FP17s or Patient Questionnaire responses are less than 100. N/A is shown where the base number of responses is less than 10 during the period. % is calculated as Quantity/Base number*100

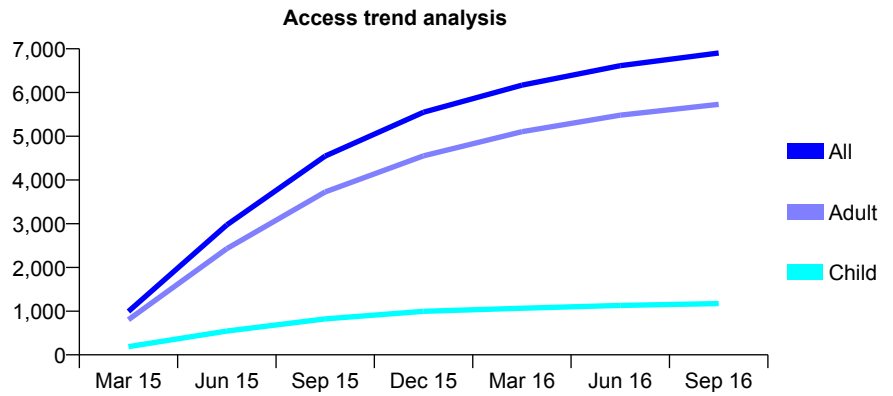
Q60 - Vital Signs At a Glance Contract Report for 105481/0001 - September 2016

Name or company name	Simpson, Goodwin and Hanji
Contract type name	GDS Contract
Purpose of contract	General
Contract start date	16/02/2015
Contract end date	

16/17 Contracted general activity (UDA)	19,930
Carry forward general activity (UDA)	-399
16/17 Contracted orthodontic activity (UOA)	0
Carry forward orthodontic activity (UOA)	0
Baseline contract value	£573,161.92

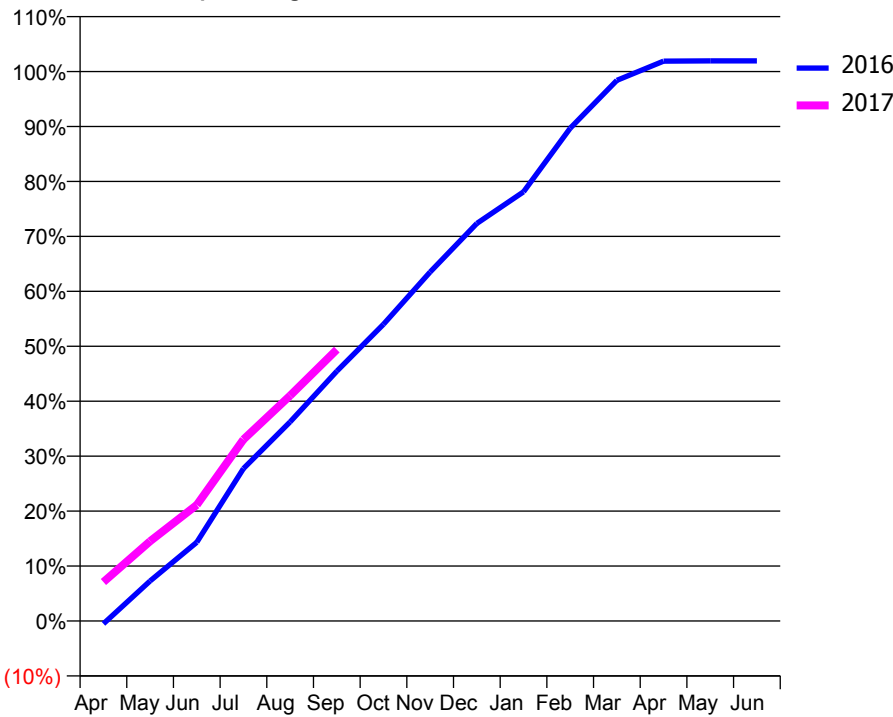
ACCESS*

Patients seen in 24 months	Total	Change since previous quarter
Quarter ending September 2015	4,547	
Quarter ending December 2015	5,550	↑
Quarter ending March 2016	6,169	↑
Quarter ending June 2016	6,613	↑
Quarter ending September 2016	6,903	↑
Variance since September 2015	51.8%	↑



ACTIVITY

Cumulative percentage of contracted UDA delivered 2016 & 2017



Month	Adjusted Scheduled Activity (UDA)	
	2016	2017
April	-104	1,415
May	1,452	2,895
June	2,855	4,209
July	5,530	6,585
August	7,224	8,174
September	9,059	9,844
October	10,766	
November	12,660	
December	14,420	
January	15,566	
February	17,872	
March	19,609	
April	20,305	
May	20,314	
June	20,314	

QUALITY

	Quantity	Base Number	Contract	AT	Region	England
% of FP17s for the same patient ID Re-attending within 3 months - Children	73	855	8.5%	10.4%	12.0%	12.4%
% of FP17s for the same patient ID Re-attending within 3 months - Adults	916	4,337	21.1%	14.2%	15.9%	16.7%
% of FP17s for the same patient ID Re-attending between 3 & 9 months - Children	337	855	39.4%	59.3%	58.6%	57.4%
% of FP17s for the same patient ID Re-attending between 3 & 9 months - Adults	1,879	4,337	43.3%	54.4%	51.6%	50.5%
% of FP17s for Band 1 Urgent Courses	464	4,818	9.6%	6.9%	8.0%	9.1%
% of FP17s Relating to Free Repair or Replacements	98	4,818	2.0%	0.9%	0.8%	0.8%
% of FP17s Relating to Continuations	169	4,818	3.5%	1.4%	1.3%	1.3%
% of Patients satisfied with the dentistry they have received	16	16	100.0%	93.2%	93.1%	93.2%
% of Patients satisfied with the time they had to wait for an appointment	13	16	81.3%	89.3%	89.1%	89.0%

* This is based on patients treated on this contract for their most recent course of treatment. Figures in italics indicate the base number of FP17s or Patient Questionnaire responses are less than 100. N/A is shown where the base number of responses is less than 10 during the period. % is calculated as Quantity/Base number*100

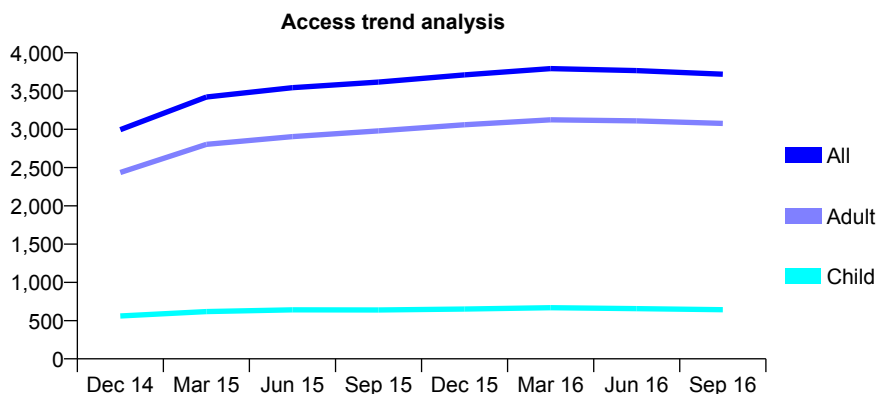
Q60 - Vital Signs At a Glance Contract Report for 106313/0001 - September 2016

Name or company name	Butler and Finnigan Dental Practice (BC) Lt
Contract type name	GDS Contract
Purpose of contract	General and Orthodontic
Contract start date	01/04/2014
Contract end date	

16/17 Contracted general activity (UDA)	12,509
Carry forward general activity (UDA)	0
16/17 Contracted orthodontic activity (UOA)	249
Carry forward orthodontic activity (UOA)	0
Baseline contract value	£309,353.90

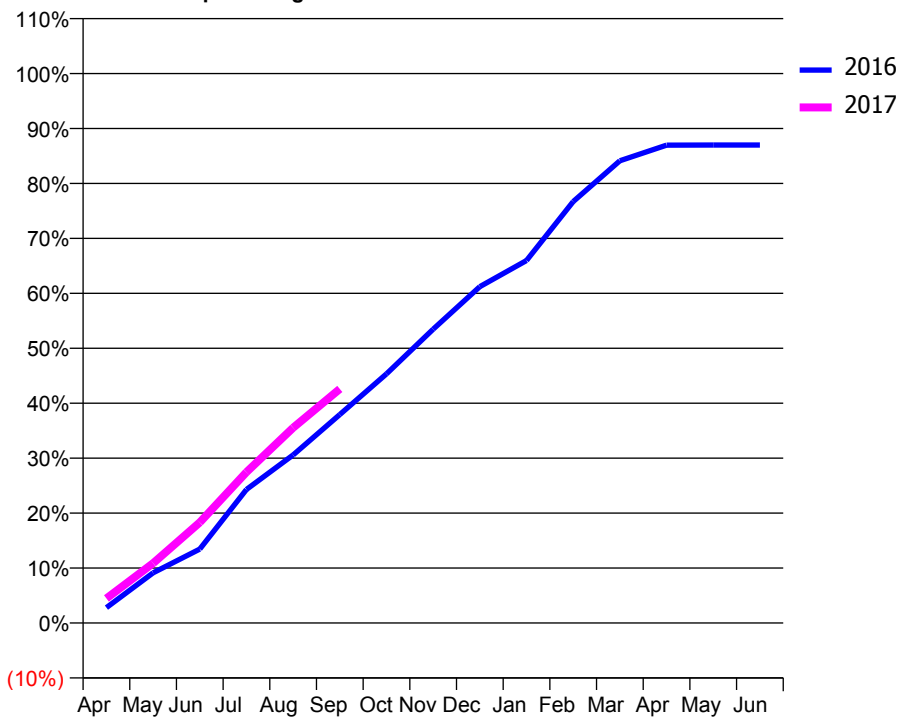
ACCESS*

Patients seen in 24 months	Total	Change since previous quarter
Quarter ending September 2015	3,617	
Quarter ending December 2015	3,711	↑
Quarter ending March 2016	3,793	↑
Quarter ending June 2016	3,767	→
Quarter ending September 2016	3,720	↓
Variance since September 2015	2.8%	↑



ACTIVITY

Cumulative percentage of contracted UDA delivered 2016 & 2017



Month	Adjusted Scheduled Activity (UDA)	
	2016	2017
April	352	561
May	1,141	1,362
June	1,682	2,291
July	3,041	3,435
August	3,826	4,446
September	4,745	5,327
October	5,671	
November	6,688	
December	7,658	
January	8,253	
February	9,593	
March	10,523	
April	10,877	
May	10,881	
June	10,881	

QUALITY

	Quantity	Base Number	Contract	AT	Region	England
% of FP17s for the same patient ID Re-attending within 3 months - Children	76	575	13.2%	10.4%	12.0%	12.4%
% of FP17s for the same patient ID Re-attending within 3 months - Adults	495	2,504	19.8%	14.2%	15.9%	16.7%
% of FP17s for the same patient ID Re-attending between 3 & 9 months - Children	363	575	63.1%	59.3%	58.6%	57.4%
% of FP17s for the same patient ID Re-attending between 3 & 9 months - Adults	1,318	2,504	52.6%	54.4%	51.6%	50.5%
% of FP17s for Band 1 Urgent Courses	402	2,863	14.0%	6.9%	8.0%	9.1%
% of FP17s Relating to Free Repair or Replacements	8	2,863	0.3%	0.9%	0.8%	0.8%
% of FP17s Relating to Continuations	35	2,863	1.2%	1.4%	1.3%	1.3%
% of Patients satisfied with the dentistry they have received	10	10	100.0%	93.2%	93.1%	93.2%
% of Patients satisfied with the time they had to wait for an appointment	10	10	100.0%	89.3%	89.1%	89.0%

* This is based on patients treated on this contract for their most recent course of treatment. Figures in italics indicate the base number of FP17s or Patient Questionnaire responses are less than 100. N/A is shown where the base number of responses is less than 10 during the period. % is calculated as Quantity/Base number*100

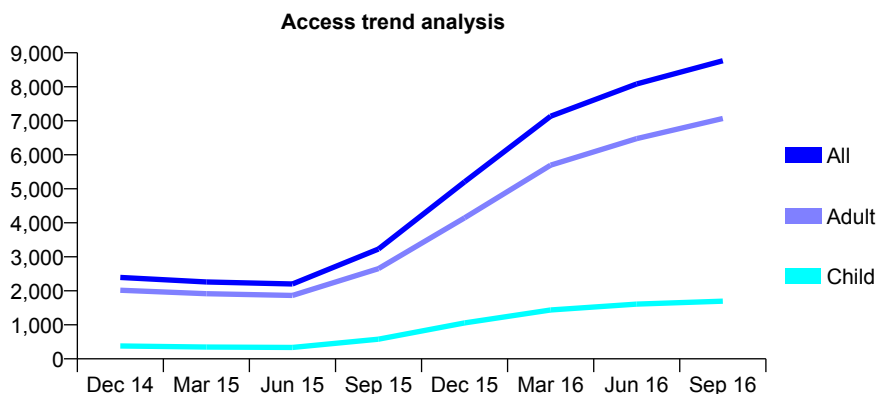
Q60 - Vital Signs At a Glance Contract Report for 107182/0001 - September 2016

Name or company name	Mr Holgate - Green End Dental Practice
Contract type name	GDS Contract
Purpose of contract	General and Orthodontic
Contract start date	01/04/2013
Contract end date	

16/17 Contracted general activity (UDA)	28,717
Carry forward general activity (UDA)	0
16/17 Contracted orthodontic activity (UOA)	160
Carry forward orthodontic activity (UOA)	0
Baseline contract value	£790,478.78

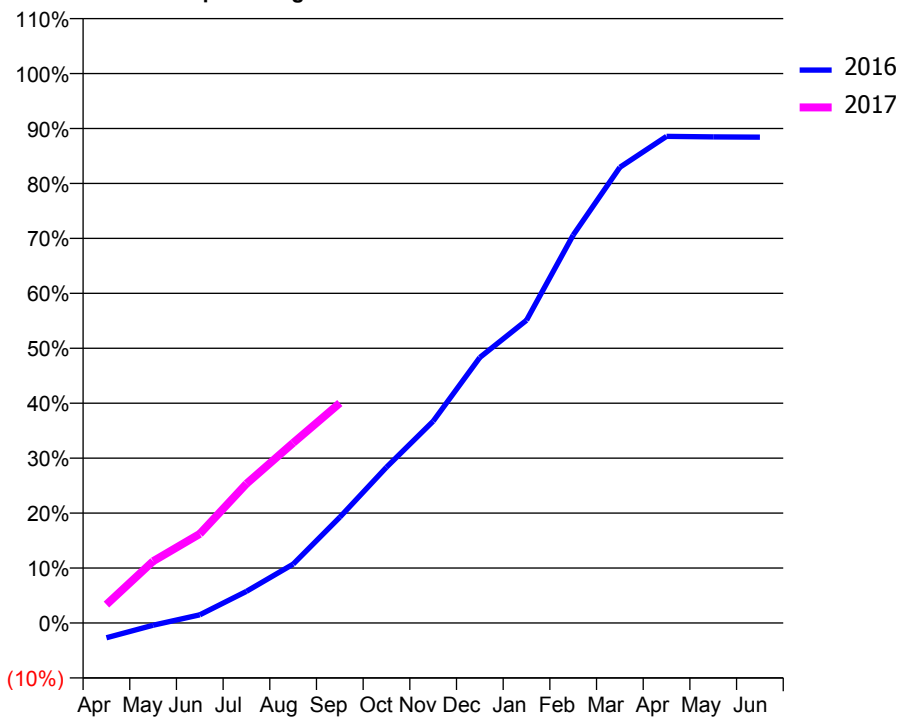
ACCESS*

Patients seen in 24 months	Total	Change since previous quarter
Quarter ending September 2015	3,231	
Quarter ending December 2015	5,206	↑
Quarter ending March 2016	7,135	↑
Quarter ending June 2016	8,084	↑
Quarter ending September 2016	8,765	↑
Variance since September 2015	171.3%	↑



ACTIVITY

Cumulative percentage of contracted UDA delivered 2016 & 2017



Month	Adjusted Scheduled Activity (UDA)	
	2016	2017
April	-591	966
May	-92	3,228
June	326	4,660
July	1,253	7,278
August	2,333	9,410
September	4,194	11,496
October	6,175	
November	8,000	
December	10,527	
January	12,001	
February	15,377	
March	18,063	
April	19,288	
May	19,266	
June	19,256	

QUALITY

	Quantity	Base Number	Contract	AT	Region	England
% of FP17s for the same patient ID Re-attending within 3 months - Children	69	1,352	5.1%	10.4%	12.0%	12.4%
% of FP17s for the same patient ID Re-attending within 3 months - Adults	522	4,932	10.6%	14.2%	15.9%	16.7%
% of FP17s for the same patient ID Re-attending between 3 & 9 months - Children	719	1,352	53.2%	59.3%	58.6%	57.4%
% of FP17s for the same patient ID Re-attending between 3 & 9 months - Adults	2,331	4,932	47.3%	54.4%	51.6%	50.5%
% of FP17s for Band 1 Urgent Courses	571	5,800	9.8%	6.9%	8.0%	9.1%
% of FP17s Relating to Free Repair or Replacements	38	5,800	0.7%	0.9%	0.8%	0.8%
% of FP17s Relating to Continuations	48	5,800	0.8%	1.4%	1.3%	1.3%
% of Patients satisfied with the dentistry they have received	12	12	100.0%	93.2%	93.1%	93.2%
% of Patients satisfied with the time they had to wait for an appointment	8	12	66.7%	89.3%	89.1%	89.0%

* This is based on patients treated on this contract for their most recent course of treatment. Figures in italics indicate the base number of FP17s or Patient Questionnaire responses are less than 100. N/A is shown where the base number of responses is less than 10 during the period. % is calculated as Quantity/Base number*100

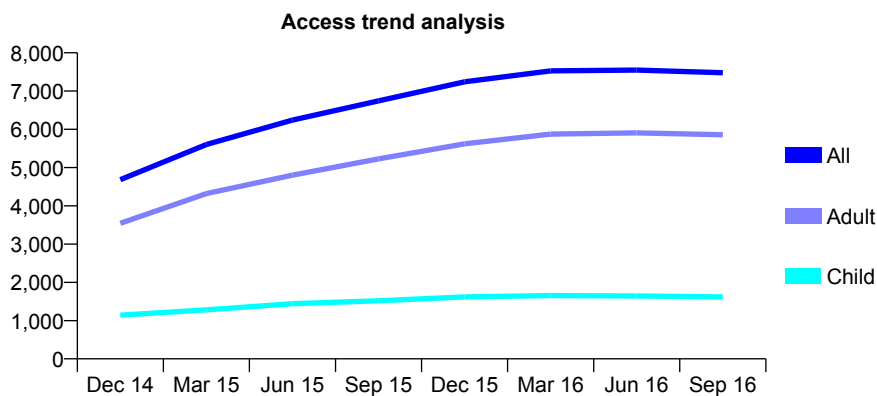
Q60 - Vital Signs At a Glance Contract Report for 107220/0001 - September 2016

Name or company name	Castle View House Dental Practice
Contract type name	GDS Contract
Purpose of contract	General and Orthodontic
Contract start date	01/04/2014
Contract end date	

16/17 Contracted general activity (UDA)	22,776
Carry forward general activity (UDA)	0
16/17 Contracted orthodontic activity (UOA)	630
Carry forward orthodontic activity (UOA)	0
Baseline contract value	£737,338.86

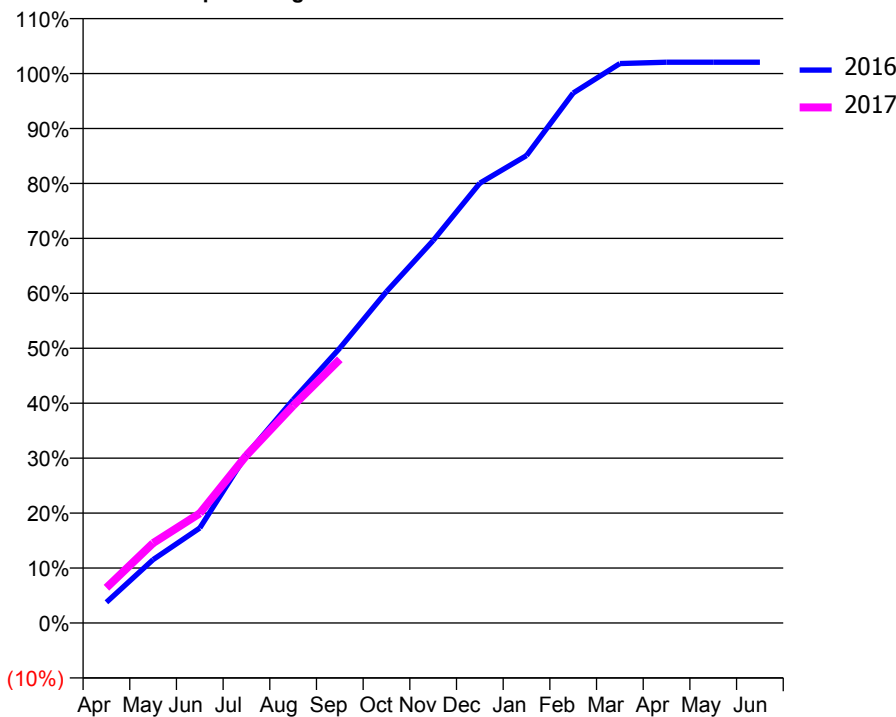
ACCESS*

Patients seen in 24 months	Total	Change since previous quarter
Quarter ending September 2015	6,744	
Quarter ending December 2015	7,242	↑
Quarter ending March 2016	7,528	↑
Quarter ending June 2016	7,550	→
Quarter ending September 2016	7,478	→
Variance since September 2015	10.9%	↑



ACTIVITY

Cumulative percentage of contracted UDA delivered 2016 & 2017



Month	Adjusted Scheduled Activity (UDA)	
	2016	2017
April	862	1,461
May	2,629	3,312
June	3,939	4,546
July	6,980	6,950
August	9,256	9,008
September	11,394	10,928
October	13,738	
November	15,855	
December	18,231	
January	19,373	
February	21,968	
March	23,190	
April	23,245	
May	23,245	
June	23,245	

QUALITY

	Quantity	Base Number	Contract	AT	Region	England
% of FP17s for the same patient ID Re-attending within 3 months - Children	111	1,153	9.6%	10.4%	12.0%	12.4%
% of FP17s for the same patient ID Re-attending within 3 months - Adults	383	3,581	10.7%	14.2%	15.9%	16.7%
% of FP17s for the same patient ID Re-attending between 3 & 9 months - Children	655	1,153	56.8%	59.3%	58.6%	57.4%
% of FP17s for the same patient ID Re-attending between 3 & 9 months - Adults	1,931	3,581	53.9%	54.4%	51.6%	50.5%
% of FP17s for Band 1 Urgent Courses	271	4,691	5.8%	6.9%	8.0%	9.1%
% of FP17s Relating to Free Repair or Replacements	25	4,691	0.5%	0.9%	0.8%	0.8%
% of FP17s Relating to Continuations	60	4,691	1.3%	1.4%	1.3%	1.3%
% of Patients satisfied with the dentistry they have received	13	13	100.0%	93.2%	93.1%	93.2%
% of Patients satisfied with the time they had to wait for an appointment	11	13	84.6%	89.3%	89.1%	89.0%

* This is based on patients treated on this contract for their most recent course of treatment. Figures in italics indicate the base number of FP17s or Patient Questionnaire responses are less than 100. N/A is shown where the base number of responses is less than 10 during the period. % is calculated as Quantity/Base number*100

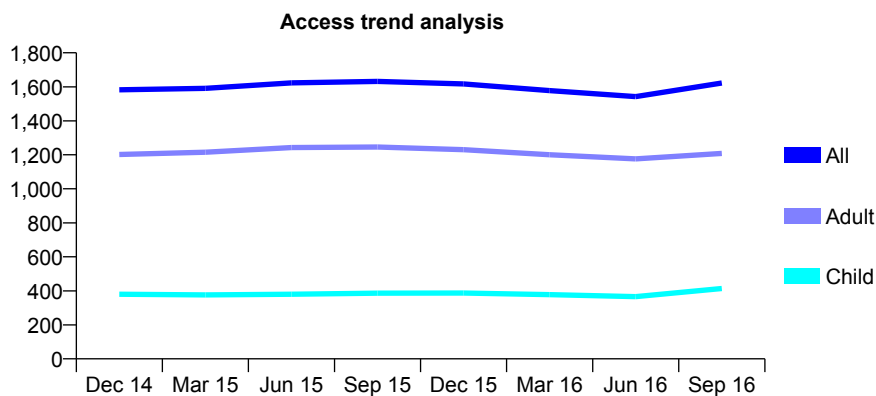
Q60 - Vital Signs At a Glance Contract Report for 108383/0001 - September 2016

Name or company name	Hadley Dental Practice
Contract type name	GDS Contract
Purpose of contract	General
Contract start date	13/06/2011
Contract end date	

16/17 Contracted general activity (UDA)	10,550
Carry forward general activity (UDA)	0
16/17 Contracted orthodontic activity (UOA)	0
Carry forward orthodontic activity (UOA)	0
Baseline contract value	£256,047.36

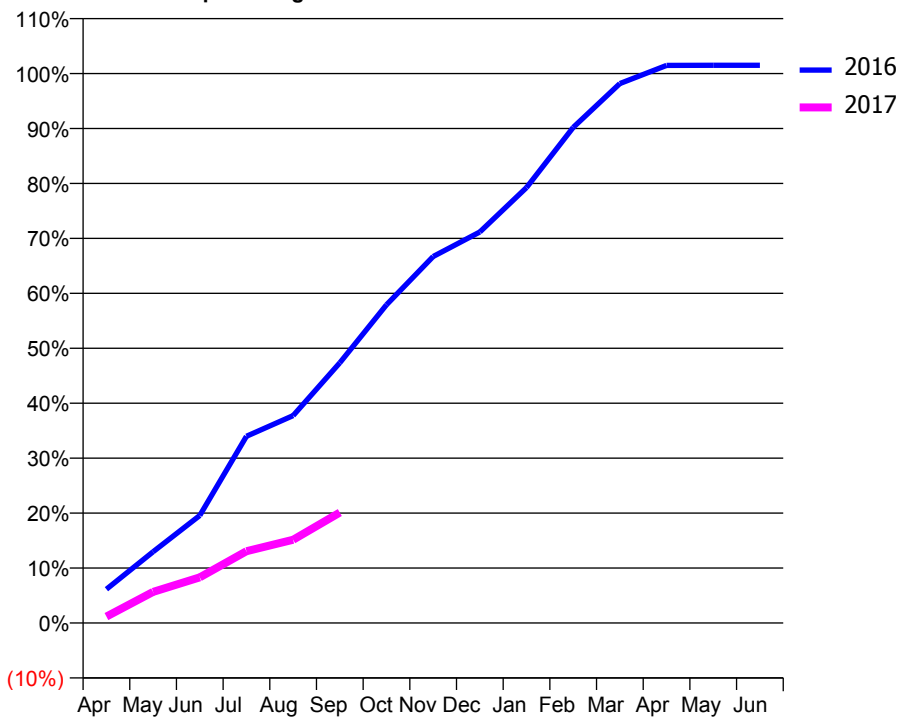
ACCESS*

Patients seen in 24 months	Total	Change since previous quarter
Quarter ending September 2015	1,632	
Quarter ending December 2015	1,617	→
Quarter ending March 2016	1,578	↓
Quarter ending June 2016	1,542	↓
Quarter ending September 2016	1,622	↑
Variance since September 2015	(0.6%)	→



ACTIVITY

Cumulative percentage of contracted UDA delivered 2016 & 2017



Month	Adjusted Scheduled Activity (UDA)	
	2016	2017
April	280	125
May	590	597
June	890	876
July	1,546	1,377
August	1,718	1,598
September	2,154	2,121
October	2,635	
November	3,034	
December	3,237	
January	3,606	
February	4,104	
March	4,466	
April	4,617	
May	4,619	
June	4,619	

QUALITY

	Quantity	Base Number	Contract	AT	Region	England
% of FP17s for the same patient ID Re-attending within 3 months - Children	17	306	5.6%	10.4%	12.0%	12.4%
% of FP17s for the same patient ID Re-attending within 3 months - Adults	159	848	18.8%	14.2%	15.9%	16.7%
% of FP17s for the same patient ID Re-attending between 3 & 9 months - Children	166	306	54.2%	59.3%	58.6%	57.4%
% of FP17s for the same patient ID Re-attending between 3 & 9 months - Adults	433	848	51.1%	54.4%	51.6%	50.5%
% of FP17s for Band 1 Urgent Courses	117	1,093	10.7%	6.9%	8.0%	9.1%
% of FP17s Relating to Free Repair or Replacements	8	1,093	0.7%	0.9%	0.8%	0.8%
% of FP17s Relating to Continuations	21	1,093	1.9%	1.4%	1.3%	1.3%
% of Patients satisfied with the dentistry they have received	3	3	N/A	93.2%	93.1%	93.2%
% of Patients satisfied with the time they had to wait for an appointment	2	3	N/A	89.3%	89.1%	89.0%

* This is based on patients treated on this contract for their most recent course of treatment. Figures in italics indicate the base number of FP17s or Patient Questionnaire responses are less than 100. N/A is shown where the base number of responses is less than 10 during the period. % is calculated as Quantity/Base number*100

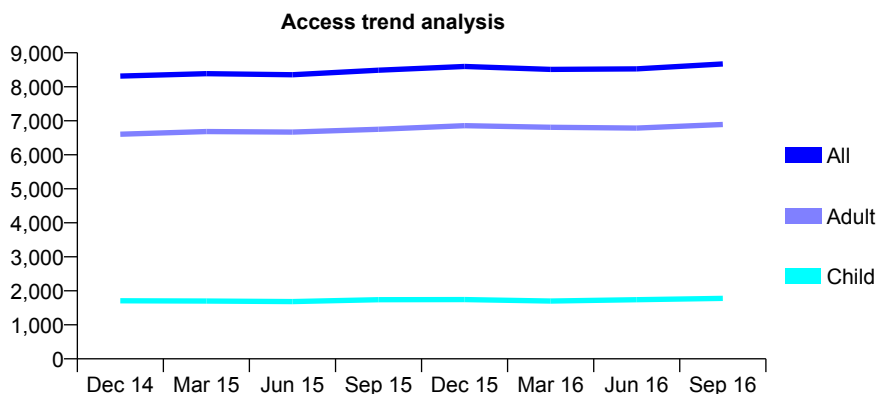
Q60 - Vital Signs At a Glance Contract Report for 110000/0001 - September 2016

Name or company name	Cannock Dental Care
Contract type name	GDS Contract
Purpose of contract	General
Contract start date	01/02/2012
Contract end date	

16/17 Contracted general activity (UDA)	25,702
Carry forward general activity (UDA)	-514
16/17 Contracted orthodontic activity (UOA)	0
Carry forward orthodontic activity (UOA)	0
Baseline contract value	£696,961.60

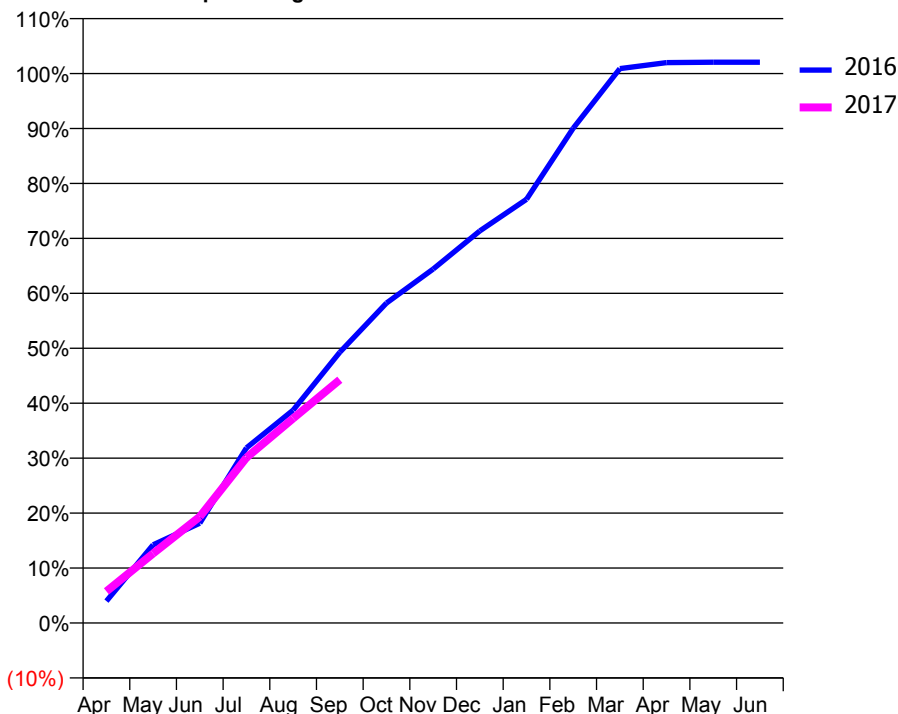
ACCESS*

Patients seen in 24 months	Total	Change since previous quarter
Quarter ending September 2015	8,489	
Quarter ending December 2015	8,597	→
Quarter ending March 2016	8,511	↓
Quarter ending June 2016	8,528	→
Quarter ending September 2016	8,672	→
Variance since September 2015	2.2%	↑



ACTIVITY

Cumulative percentage of contracted UDA delivered 2016 & 2017



Month	Adjusted Scheduled Activity (UDA)	
	2016	2017
April	1,025	1,482
May	3,657	3,250
June	4,667	4,976
July	8,193	7,737
August	9,956	9,572
September	12,666	11,380
October	14,964	
November	16,557	
December	18,342	
January	19,818	
February	23,141	
March	25,929	
April	26,212	
May	26,230	
June	26,230	

QUALITY

	Quantity	Base Number	Contract	AT	Region	England
% of FP17s for the same patient ID Re-attending within 3 months - Children	46	1,027	4.5%	10.4%	12.0%	12.4%
% of FP17s for the same patient ID Re-attending within 3 months - Adults	533	3,758	14.2%	14.2%	15.9%	16.7%
% of FP17s for the same patient ID Re-attending between 3 & 9 months - Children	473	1,027	46.1%	59.3%	58.6%	57.4%
% of FP17s for the same patient ID Re-attending between 3 & 9 months - Adults	1,381	3,758	36.7%	54.4%	51.6%	50.5%
% of FP17s for Band 1 Urgent Courses	521	4,619	11.3%	6.9%	8.0%	9.1%
% of FP17s Relating to Free Repair or Replacements	71	4,619	1.5%	0.9%	0.8%	0.8%
% of FP17s Relating to Continuations	23	4,619	0.5%	1.4%	1.3%	1.3%
% of Patients satisfied with the dentistry they have received	11	11	100.0%	93.2%	93.1%	93.2%
% of Patients satisfied with the time they had to wait for an appointment	11	11	100.0%	89.3%	89.1%	89.0%

* This is based on patients treated on this contract for their most recent course of treatment. Figures in italics indicate the base number of FP17s or Patient Questionnaire responses are less than 100. N/A is shown where the base number of responses is less than 10 during the period. % is calculated as Quantity/Base number*100

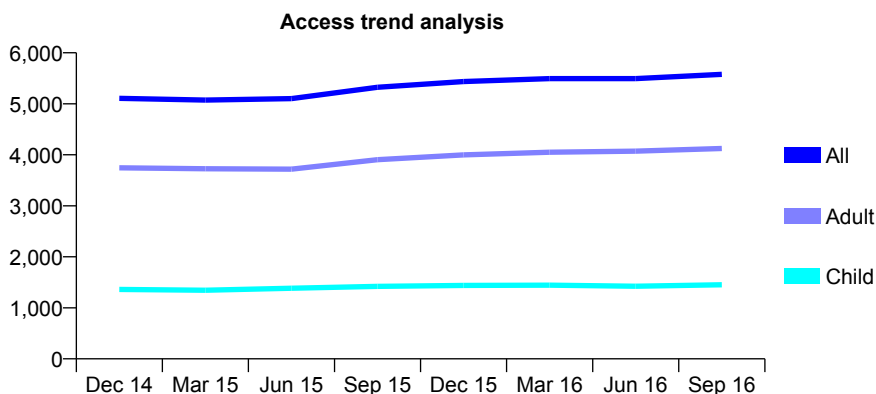
Q60 - Vital Signs At a Glance Contract Report for 116459/0001 - September 2016

Name or company name	High Street Dental Practice
Contract type name	GDS Contract
Purpose of contract	General
Contract start date	15/02/2010
Contract end date	

16/17 Contracted general activity (UDA)	15,250
Carry forward general activity (UDA)	-226
16/17 Contracted orthodontic activity (UOA)	0
Carry forward orthodontic activity (UOA)	0
Baseline contract value	£367,871.84

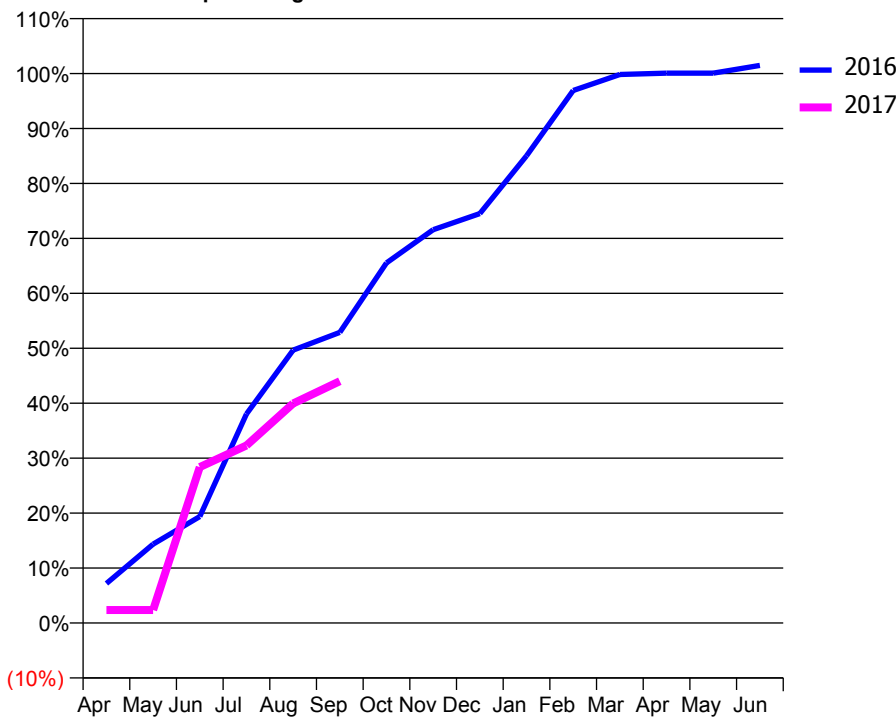
ACCESS*

Patients seen in 24 months	Total	Change since previous quarter
Quarter ending September 2015	5,325	
Quarter ending December 2015	5,436	↑
Quarter ending March 2016	5,495	→
Quarter ending June 2016	5,494	→
Quarter ending September 2016	5,577	→
Variance since September 2015	4.7%	↑



ACTIVITY

Cumulative percentage of contracted UDA delivered 2016 & 2017



Month	Adjusted Scheduled Activity (UDA)	
	2016	2017
April	1,096	359
May	2,191	359
June	2,954	4,330
July	5,801	4,928
August	7,573	6,092
September	8,065	6,712
October	9,995	
November	10,913	
December	11,363	
January	12,966	
February	14,779	
March	15,223	
April	15,262	
May	15,262	
June	15,476	

QUALITY

	Quantity	Base Number	Contract	AT	Region	England
% of FP17s for the same patient ID Re-attending within 3 months - Children	32	877	3.6%	10.4%	12.0%	12.4%
% of FP17s for the same patient ID Re-attending within 3 months - Adults	168	2,206	7.6%	14.2%	15.9%	16.7%
% of FP17s for the same patient ID Re-attending between 3 & 9 months - Children	594	877	67.7%	59.3%	58.6%	57.4%
% of FP17s for the same patient ID Re-attending between 3 & 9 months - Adults	942	2,206	42.7%	54.4%	51.6%	50.5%
% of FP17s for Band 1 Urgent Courses	104	2,861	3.6%	6.9%	8.0%	9.1%
% of FP17s Relating to Free Repair or Replacements	19	2,861	0.7%	0.9%	0.8%	0.8%
% of FP17s Relating to Continuations	9	2,861	0.3%	1.4%	1.3%	1.3%
% of Patients satisfied with the dentistry they have received	7	7	N/A	93.2%	93.1%	93.2%
% of Patients satisfied with the time they had to wait for an appointment	7	7	N/A	89.3%	89.1%	89.0%

* This is based on patients treated on this contract for their most recent course of treatment. Figures in italics indicate the base number of FP17s or Patient Questionnaire responses are less than 100. N/A is shown where the base number of responses is less than 10 during the period. % is calculated as Quantity/Base number*100

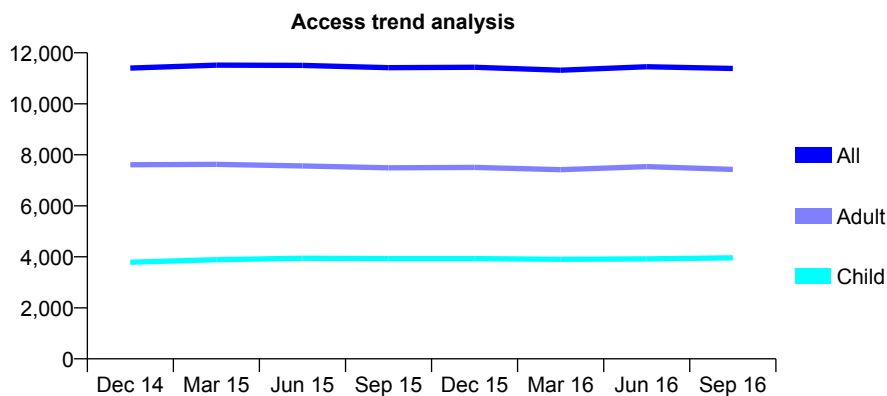
Q60 - Vital Signs At a Glance Contract Report for 116777/0002 - September 2016

Name or company name	Alchemy Dental Practice
Contract type name	GDS Contract
Purpose of contract	General
Contract start date	10/11/2008
Contract end date	

16/17 Contracted general activity (UDA)	30,952
Carry forward general activity (UDA)	0
16/17 Contracted orthodontic activity (UOA)	0
Carry forward orthodontic activity (UOA)	0
Baseline contract value	£722,325.90

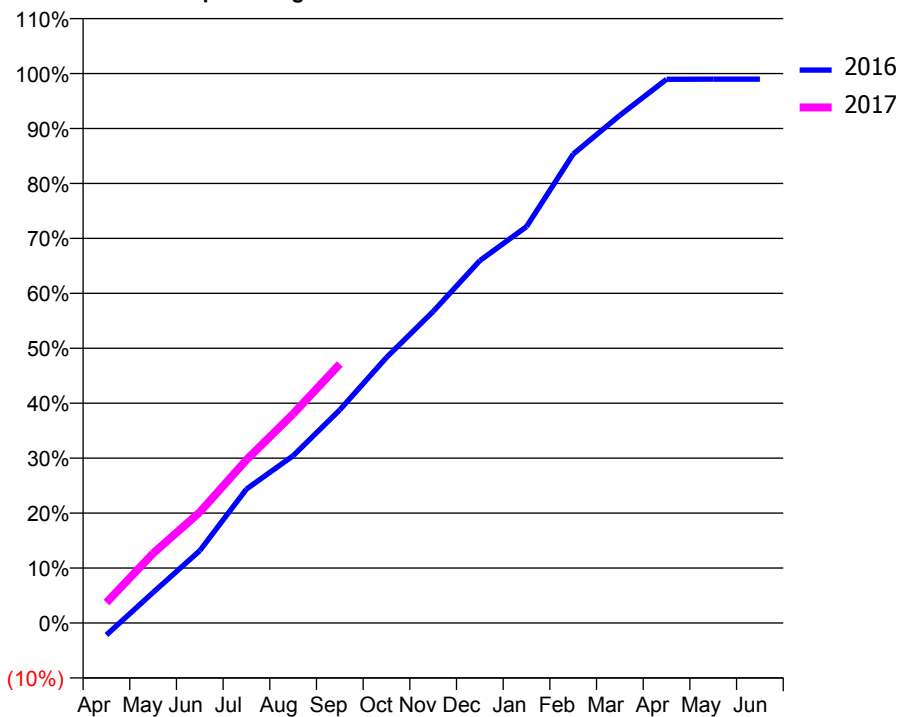
ACCESS*

Patients seen in 24 months	Total	Change since previous quarter
Quarter ending September 2015	11,417	
Quarter ending December 2015	11,433	→
Quarter ending March 2016	11,318	↓
Quarter ending June 2016	11,455	→
Quarter ending September 2016	11,388	→
Variance since September 2015	(0.3%)	→



ACTIVITY

Cumulative percentage of contracted UDA delivered 2016 & 2017



Adjusted Scheduled Activity (UDA)

Month	2016	2017
April	-681	1,154
May	1,725	3,927
June	4,078	6,248
July	7,542	9,188
August	9,420	11,783
September	12,005	14,594
October	14,957	
November	17,551	
December	20,410	
January	22,329	
February	26,414	
March	28,597	
April	30,628	
May	30,631	
June	30,631	

QUALITY

	Quantity	Base Number	Contract	AT	Region	England
% of FP17s for the same patient ID Re-attending within 3 months - Children	261	3,049	8.6%	10.4%	12.0%	12.4%
% of FP17s for the same patient ID Re-attending within 3 months - Adults	722	4,600	15.7%	14.2%	15.9%	16.7%
% of FP17s for the same patient ID Re-attending between 3 & 9 months - Children	1,723	3,049	56.5%	59.3%	58.6%	57.4%
% of FP17s for the same patient ID Re-attending between 3 & 9 months - Adults	2,103	4,600	45.7%	54.4%	51.6%	50.5%
% of FP17s for Band 1 Urgent Courses	714	6,752	10.6%	6.9%	8.0%	9.1%
% of FP17s Relating to Free Repair or Replacements	79	6,752	1.2%	0.9%	0.8%	0.8%
% of FP17s Relating to Continuations	72	6,752	1.1%	1.4%	1.3%	1.3%
% of Patients satisfied with the dentistry they have received	22	25	88.0%	93.2%	93.1%	93.2%
% of Patients satisfied with the time they had to wait for an appointment	22	25	88.0%	89.3%	89.1%	89.0%

* This is based on patients treated on this contract for their most recent course of treatment. Figures in italics indicate the base number of FP17s or Patient Questionnaire responses are less than 100. N/A is shown where the base number of responses is less than 10 during the period. % is calculated as Quantity/Base number*100

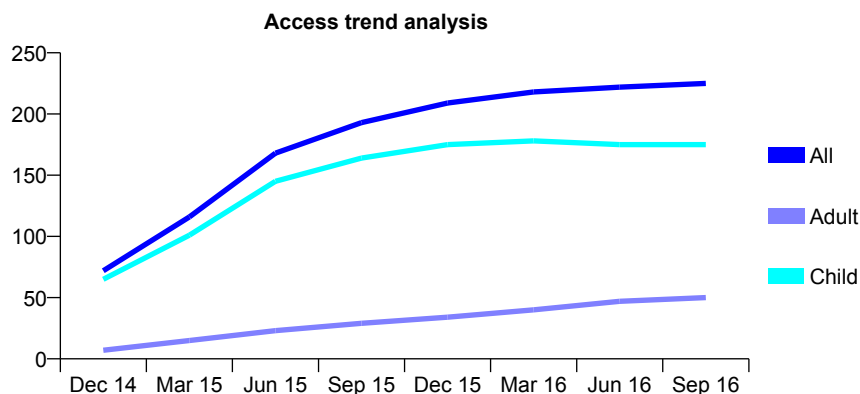
Q60 - Vital Signs At a Glance Contract Report for 117943/0001 - September 2016

Name or company name	The Staffordshire Clinic NHS Contract Part
Contract type name	GDS Contract
Purpose of contract	General
Contract start date	04/09/2014
Contract end date	

16/17 Contracted general activity (UDA)	450
Carry forward general activity (UDA)	0
16/17 Contracted orthodontic activity (UOA)	0
Carry forward orthodontic activity (UOA)	0
Baseline contract value	£11,341.60

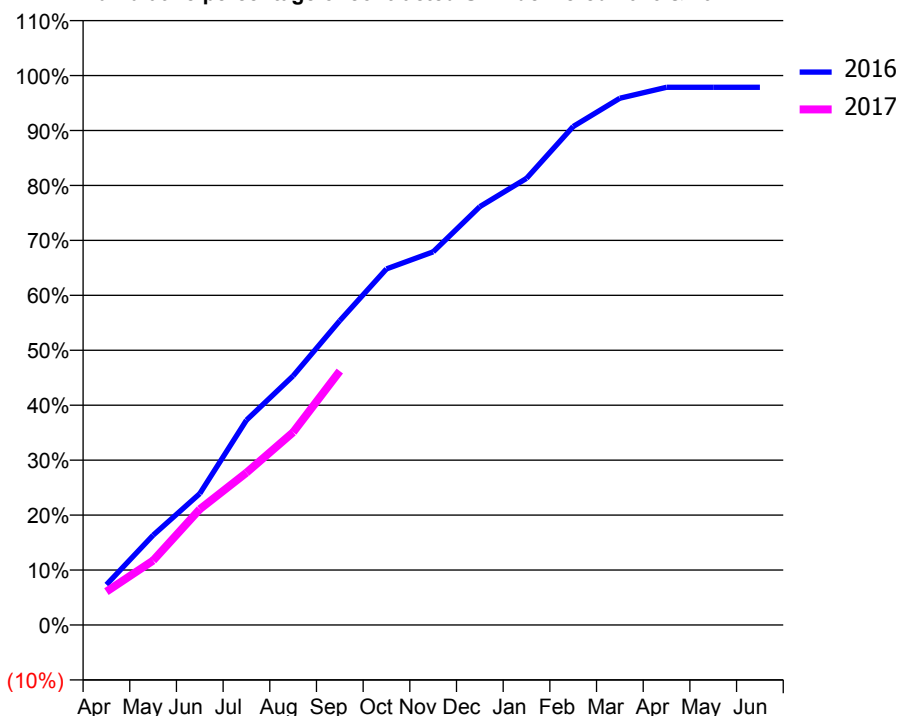
ACCESS*

Patients seen in 24 months	Total	Change since previous quarter
Quarter ending September 2015	193	
Quarter ending December 2015	209	↑
Quarter ending March 2016	218	↑
Quarter ending June 2016	222	→
Quarter ending September 2016	225	→
Variance since September 2015	16.6%	↑



ACTIVITY

Cumulative percentage of contracted UDA delivered 2016 & 2017



Month	Adjusted Scheduled Activity (UDA)	
	2016	2017
April	33	27
May	74	53
June	108	95
July	168	125
August	204	158
September	249	208
October	292	
November	306	
December	343	
January	366	
February	408	
March	431	
April	440	
May	440	
June	440	

QUALITY

	Quantity	Base Number	Contract	AT	Region	England
% of FP17s for the same patient ID Re-attending within 3 months - Children	6	130	4.6%	10.4%	12.0%	12.4%
% of FP17s for the same patient ID Re-attending within 3 months - Adults	0	18	0.0%	14.2%	15.9%	16.7%
% of FP17s for the same patient ID Re-attending between 3 & 9 months - Children	84	130	64.6%	59.3%	58.6%	57.4%
% of FP17s for the same patient ID Re-attending between 3 & 9 months - Adults	8	18	44.4%	54.4%	51.6%	50.5%
% of FP17s for Band 1 Urgent Courses	5	136	3.7%	6.9%	8.0%	9.1%
% of FP17s Relating to Free Repair or Replacements	0	136	0.0%	0.9%	0.8%	0.8%
% of FP17s Relating to Continuations	0	136	0.0%	1.4%	1.3%	1.3%
% of Patients satisfied with the dentistry they have received	1	1	N/A	93.2%	93.1%	93.2%
% of Patients satisfied with the time they had to wait for an appointment	1	1	N/A	89.3%	89.1%	89.0%

* This is based on patients treated on this contract for their most recent course of treatment. Figures in italics indicate the base number of FP17s or Patient Questionnaire responses are less than 100. N/A is shown where the base number of responses is less than 10 during the period. % is calculated as Quantity/Base number*100

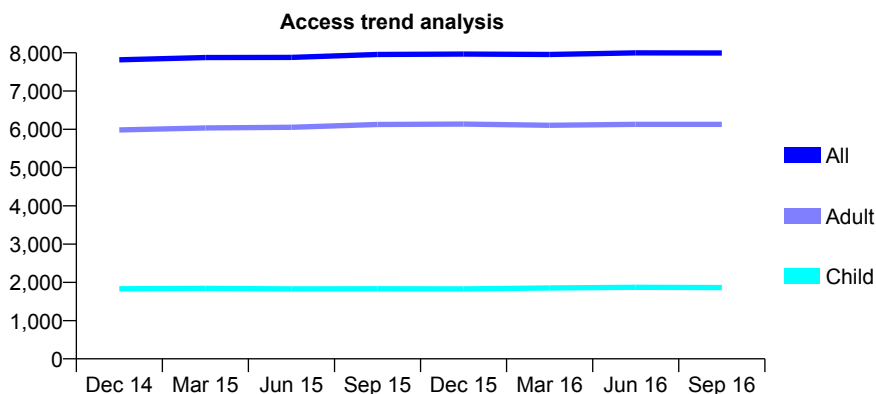
Q60 - Vital Signs At a Glance Contract Report for 119091/0001 - September 2016

Name or company name	TLC 4 Smiles Ltd.
Contract type name	GDS Contract
Purpose of contract	General
Contract start date	01/05/2007
Contract end date	

16/17 Contracted general activity (UDA)	22,000
Carry forward general activity (UDA)	0
16/17 Contracted orthodontic activity (UOA)	0
Carry forward orthodontic activity (UOA)	0
Baseline contract value	£609,721.90

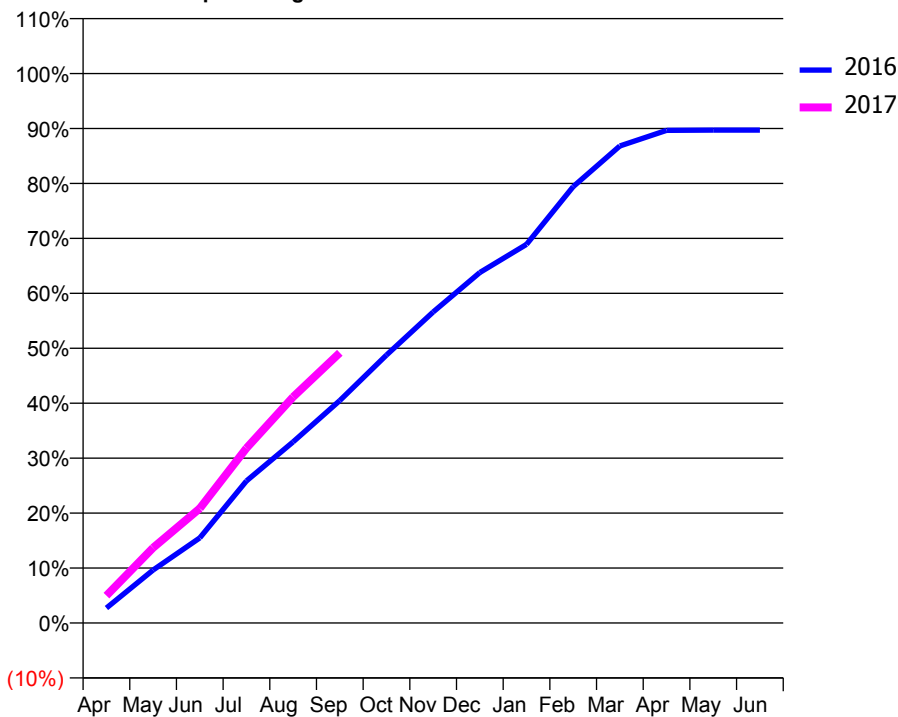
ACCESS*

Patients seen in 24 months	Total	Change since previous quarter
Quarter ending September 2015	7,958	
Quarter ending December 2015	7,966	→
Quarter ending March 2016	7,956	→
Quarter ending June 2016	7,999	→
Quarter ending September 2016	7,995	→
Variance since September 2015	0.5%	→



ACTIVITY

Cumulative percentage of contracted UDA delivered 2016 & 2017



Month	Adjusted Scheduled Activity (UDA)	
	2016	2017
April	721	1,097
May	2,551	3,012
June	4,094	4,589
July	6,828	7,000
August	8,710	9,051
September	10,698	10,818
October	12,880	
November	14,954	
December	16,846	
January	18,198	
February	20,975	
March	22,929	
April	23,680	
May	23,693	
June	23,695	

QUALITY

	Quantity	Base Number	Contract	AT	Region	England
% of FP17s for the same patient ID Re-attending within 3 months - Children	46	1,519	3.0%	10.4%	12.0%	12.4%
% of FP17s for the same patient ID Re-attending within 3 months - Adults	230	4,153	5.5%	14.2%	15.9%	16.7%
% of FP17s for the same patient ID Re-attending between 3 & 9 months - Children	1,044	1,519	68.7%	59.3%	58.6%	57.4%
% of FP17s for the same patient ID Re-attending between 3 & 9 months - Adults	2,820	4,153	67.9%	54.4%	51.6%	50.5%
% of FP17s for Band 1 Urgent Courses	13	5,255	0.2%	6.9%	8.0%	9.1%
% of FP17s Relating to Free Repair or Replacements	26	5,255	0.5%	0.9%	0.8%	0.8%
% of FP17s Relating to Continuations	51	5,255	1.0%	1.4%	1.3%	1.3%
% of Patients satisfied with the dentistry they have received	7	8	N/A	93.2%	93.1%	93.2%
% of Patients satisfied with the time they had to wait for an appointment	7	8	N/A	89.3%	89.1%	89.0%

* This is based on patients treated on this contract for their most recent course of treatment. Figures in italics indicate the base number of FP17s or Patient Questionnaire responses are less than 100. N/A is shown where the base number of responses is less than 10 during the period. % is calculated as Quantity/Base number*100

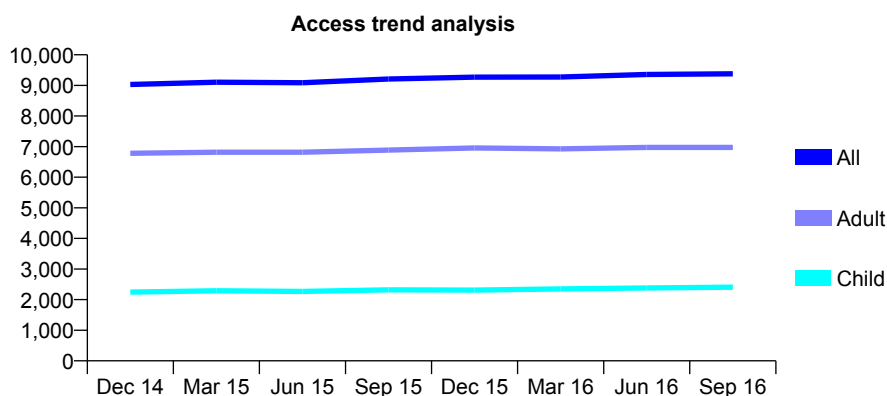
Q60 - Vital Signs At a Glance Contract Report for 120049/0001 - September 2016

Name or company name	Sneyd Green Dental Practice
Contract type name	GDS Contract
Purpose of contract	General
Contract start date	01/06/2010
Contract end date	

16/17 Contracted general activity (UDA)	26,893
Carry forward general activity (UDA)	0
16/17 Contracted orthodontic activity (UOA)	0
Carry forward orthodontic activity (UOA)	0
Baseline contract value	£754,441.49

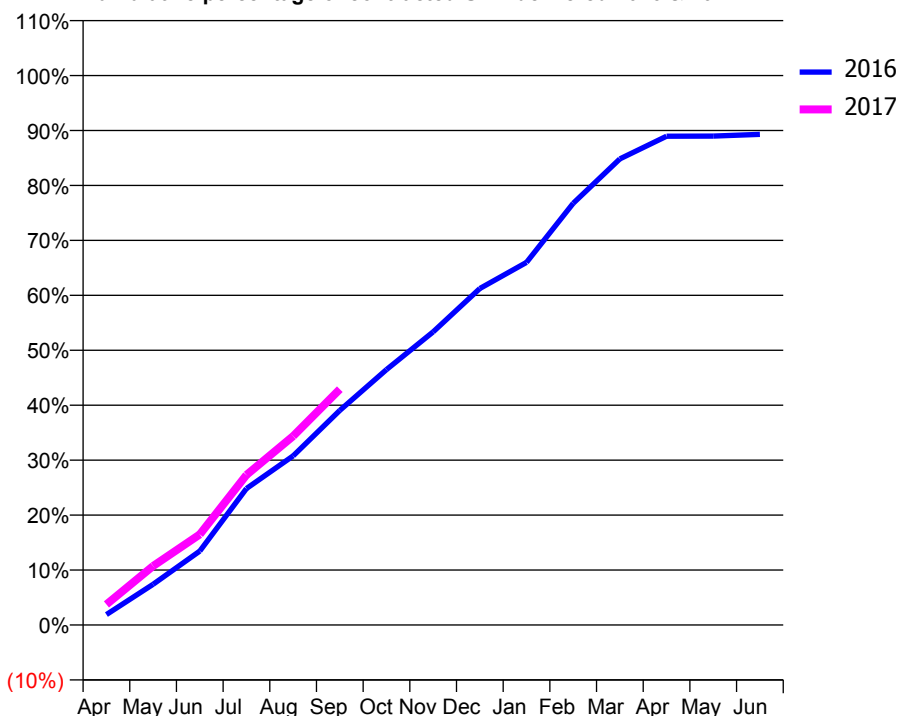
ACCESS*

Patients seen in 24 months	Total	Change since previous quarter
Quarter ending September 2015	9,207	
Quarter ending December 2015	9,268	→
Quarter ending March 2016	9,276	→
Quarter ending June 2016	9,357	→
Quarter ending September 2016	9,380	→
Variance since September 2015	1.9%	→



ACTIVITY

Cumulative percentage of contracted UDA delivered 2016 & 2017



QUALITY

	Quantity	Base Number	Contract	AT	Region	England
% of FP17s for the same patient ID Re-attending within 3 months - Children	114	1,725	6.6%	10.4%	12.0%	12.4%
% of FP17s for the same patient ID Re-attending within 3 months - Adults	484	4,539	10.7%	14.2%	15.9%	16.7%
% of FP17s for the same patient ID Re-attending between 3 & 9 months - Children	905	1,725	52.5%	59.3%	58.6%	57.4%
% of FP17s for the same patient ID Re-attending between 3 & 9 months - Adults	2,408	4,539	53.1%	54.4%	51.6%	50.5%
% of FP17s for Band 1 Urgent Courses	222	5,728	3.9%	6.9%	8.0%	9.1%
% of FP17s Relating to Free Repair or Replacements	75	5,728	1.3%	0.9%	0.8%	0.8%
% of FP17s Relating to Continuations	131	5,728	2.3%	1.4%	1.3%	1.3%
% of Patients satisfied with the dentistry they have received	10	11	90.9%	93.2%	93.1%	93.2%
% of Patients satisfied with the time they had to wait for an appointment	7	11	63.6%	89.3%	89.1%	89.0%

* This is based on patients treated on this contract for their most recent course of treatment. Figures in italics indicate the base number of FP17s or Patient Questionnaire responses are less than 100. N/A is shown where the base number of responses is less than 10 during the period. % is calculated as Quantity/Base number*100

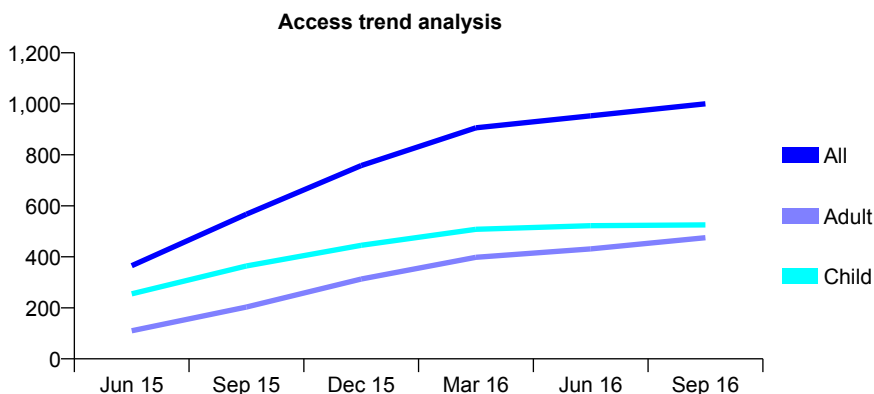
Q60 - Vital Signs At a Glance Contract Report for 120227/0001 - September 2016

Name or company name	SpaDental Wem LLP
Contract type name	GDS Contract
Purpose of contract	General
Contract start date	01/04/2015
Contract end date	

16/17 Contracted general activity (UDA)	2,870
Carry forward general activity (UDA)	0
16/17 Contracted orthodontic activity (UOA)	0
Carry forward orthodontic activity (UOA)	0
Baseline contract value	£72,505.17

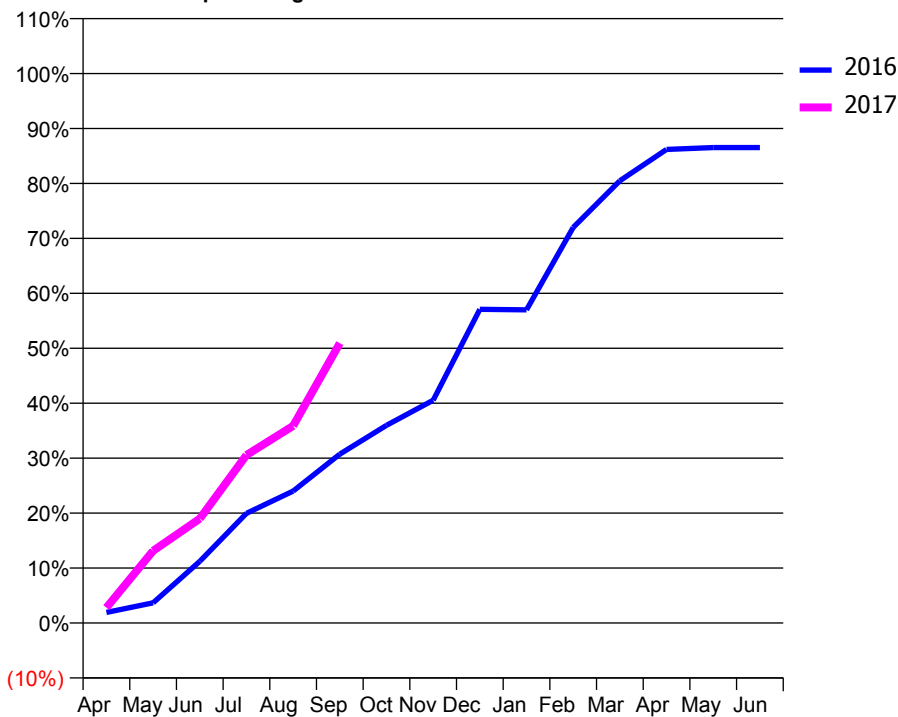
ACCESS*

Patients seen in 24 months	Total	Change since previous quarter
Quarter ending September 2015	567	
Quarter ending December 2015	758	↑
Quarter ending March 2016	906	↑
Quarter ending June 2016	953	↑
Quarter ending September 2016	1,000	↑
Variance since September 2015	76.4%	↑



ACTIVITY

Cumulative percentage of contracted UDA delivered 2016 & 2017



Adjusted Scheduled Activity (UDA)

Month	2016	2017
April	63	80
May	120	377
June	367	545
July	653	877
August	785	1,030
September	1,005	1,462
October	1,177	
November	1,325	
December	1,866	
January	1,863	
February	2,354	
March	2,631	
April	2,818	
May	2,830	
June	2,830	

QUALITY

	Quantity	Base Number	Contract	AT	Region	England
% of FP17s for the same patient ID Re-attending within 3 months - Children	79	633	12.5%	10.4%	12.0%	12.4%
% of FP17s for the same patient ID Re-attending within 3 months - Adults	79	448	17.6%	14.2%	15.9%	16.7%
% of FP17s for the same patient ID Re-attending between 3 & 9 months - Children	449	633	70.9%	59.3%	58.6%	57.4%
% of FP17s for the same patient ID Re-attending between 3 & 9 months - Adults	257	448	57.4%	54.4%	51.6%	50.5%
% of FP17s for Band 1 Urgent Courses	54	939	5.8%	6.9%	8.0%	9.1%
% of FP17s Relating to Free Repair or Replacements	0	939	0.0%	0.9%	0.8%	0.8%
% of FP17s Relating to Continuations	12	939	1.3%	1.4%	1.3%	1.3%
% of Patients satisfied with the dentistry they have received	1	2	N/A	93.2%	93.1%	93.2%
% of Patients satisfied with the time they had to wait for an appointment	1	2	N/A	89.3%	89.1%	89.0%

* This is based on patients treated on this contract for their most recent course of treatment. Figures in italics indicate the base number of FP17s or Patient Questionnaire responses are less than 100. N/A is shown where the base number of responses is less than 10 during the period. % is calculated as Quantity/Base number*100

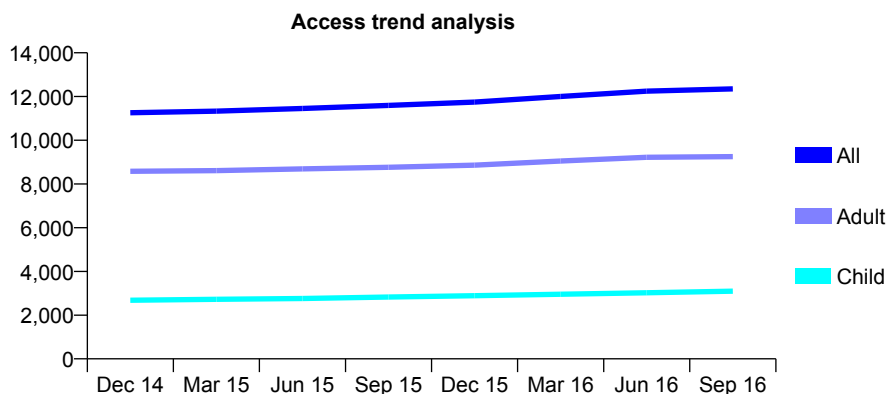
Q60 - Vital Signs At a Glance Contract Report for 121363/0001 - September 2016

Name or company name	Boulevard Dental Practice
Contract type name	GDS Contract
Purpose of contract	General
Contract start date	01/12/2010
Contract end date	

16/17 Contracted general activity (UDA)	30,024
Carry forward general activity (UDA)	0
16/17 Contracted orthodontic activity (UOA)	0
Carry forward orthodontic activity (UOA)	0
Baseline contract value	£823,973.83

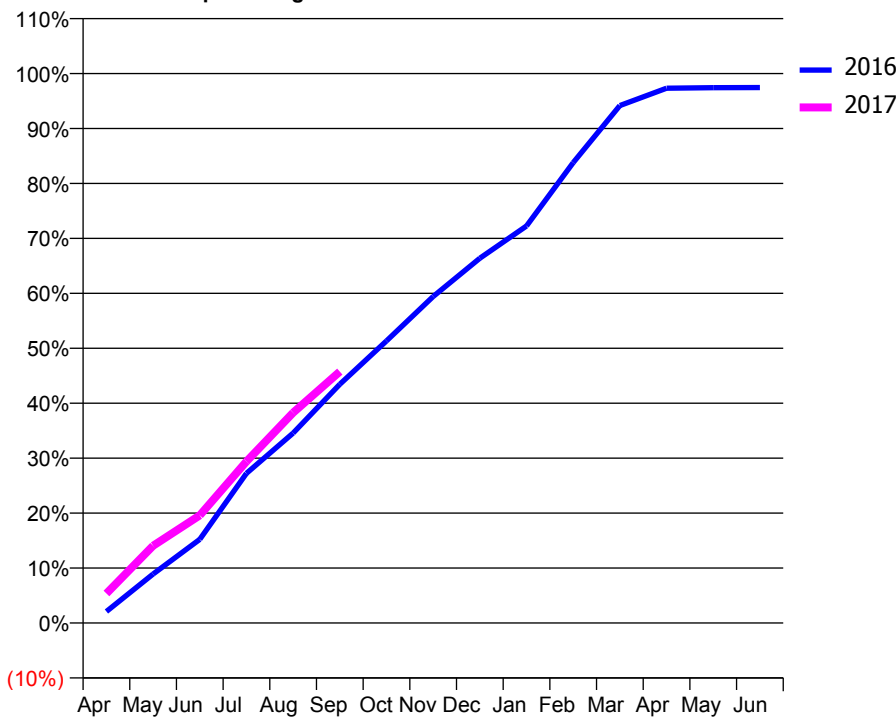
ACCESS*

Patients seen in 24 months	Total	Change since previous quarter
Quarter ending September 2015	11,592	
Quarter ending December 2015	11,746	→
Quarter ending March 2016	12,005	↑
Quarter ending June 2016	12,247	↑
Quarter ending September 2016	12,348	→
Variance since September 2015	6.5%	↑



ACTIVITY

Cumulative percentage of contracted UDA delivered 2016 & 2017



Adjusted Scheduled Activity (UDA)

Month	2016	2017
April	629	1,615
May	2,677	4,223
June	4,570	5,884
July	8,182	8,825
August	10,381	11,492
September	13,045	13,738
October	15,412	
November	17,838	
December	19,934	
January	21,693	
February	25,157	
March	28,273	
April	29,219	
May	29,250	
June	29,257	

QUALITY

	Quantity	Base Number	Contract	AT	Region	England
% of FP17s for the same patient ID Re-attending within 3 months - Children	80	2,257	3.5%	10.4%	12.0%	12.4%
% of FP17s for the same patient ID Re-attending within 3 months - Adults	424	5,252	8.1%	14.2%	15.9%	16.7%
% of FP17s for the same patient ID Re-attending between 3 & 9 months - Children	1,372	2,257	60.8%	59.3%	58.6%	57.4%
% of FP17s for the same patient ID Re-attending between 3 & 9 months - Adults	1,873	5,252	35.7%	54.4%	51.6%	50.5%
% of FP17s for Band 1 Urgent Courses	278	6,966	4.0%	6.9%	8.0%	9.1%
% of FP17s Relating to Free Repair or Replacements	10	6,966	0.1%	0.9%	0.8%	0.8%
% of FP17s Relating to Continuations	75	6,966	1.1%	1.4%	1.3%	1.3%
% of Patients satisfied with the dentistry they have received	9	11	81.8%	93.2%	93.1%	93.2%
% of Patients satisfied with the time they had to wait for an appointment	10	11	90.9%	89.3%	89.1%	89.0%

* This is based on patients treated on this contract for their most recent course of treatment. Figures in italics indicate the base number of FP17s or Patient Questionnaire responses are less than 100. N/A is shown where the base number of responses is less than 10 during the period. % is calculated as Quantity/Base number*100

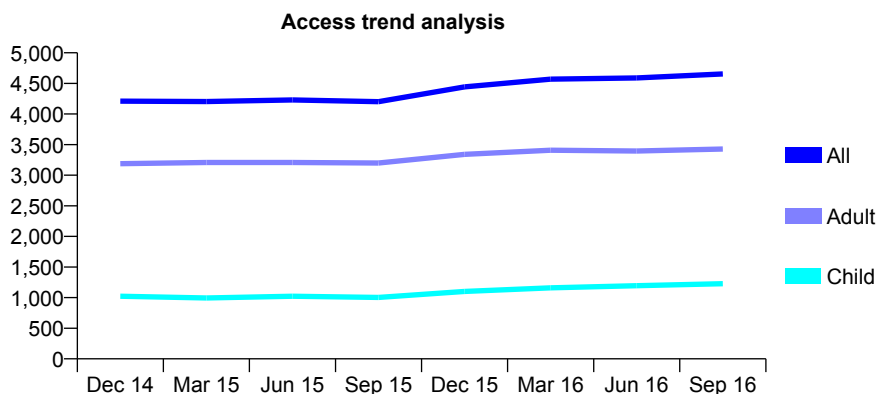
Q60 - Vital Signs At a Glance Contract Report for 121495/0001 - September 2016

Name or company name	The Smileworks Ltd
Contract type name	GDS Contract
Purpose of contract	General
Contract start date	01/12/2009
Contract end date	

16/17 Contracted general activity (UDA)	18,313
Carry forward general activity (UDA)	0
16/17 Contracted orthodontic activity (UOA)	0
Carry forward orthodontic activity (UOA)	0
Baseline contract value	£510,509.38

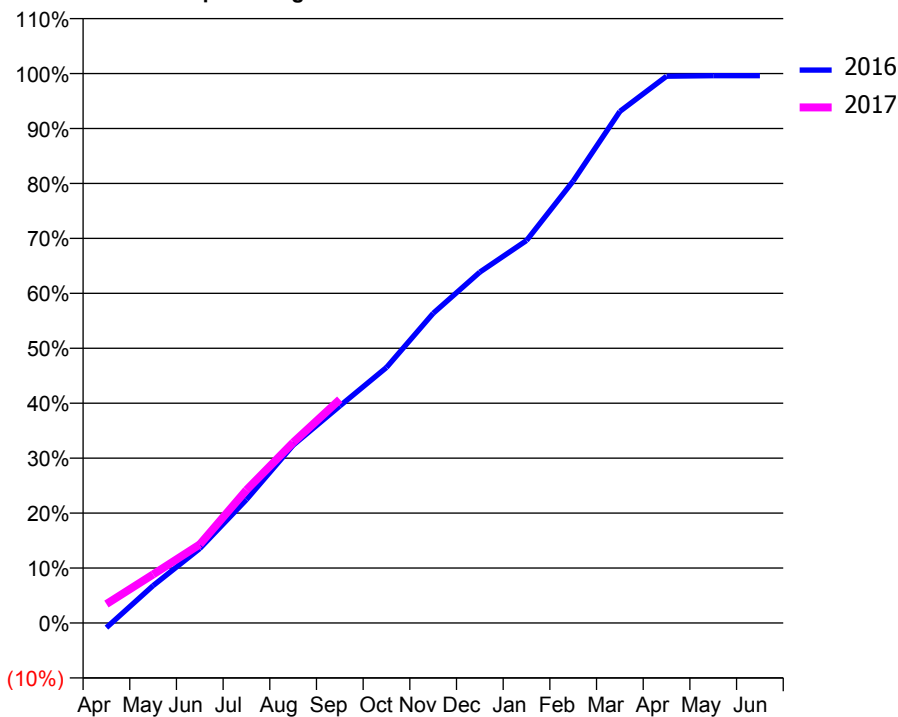
ACCESS*

Patients seen in 24 months	Total	Change since previous quarter
Quarter ending September 2015	4,202	
Quarter ending December 2015	4,444	↑
Quarter ending March 2016	4,569	↑
Quarter ending June 2016	4,590	→
Quarter ending September 2016	4,655	→
Variance since September 2015	10.8%	↑



ACTIVITY

Cumulative percentage of contracted UDA delivered 2016 & 2017



Month	Adjusted Scheduled Activity (UDA)	
	2016	2017
April	-156	633
May	1,247	1,620
June	2,480	2,619
July	4,113	4,434
August	5,925	6,015
September	7,231	7,449
October	8,518	
November	10,321	
December	11,694	
January	12,749	
February	14,731	
March	17,049	
April	18,221	
May	18,240	
June	18,240	

QUALITY

	Quantity	Base Number	Contract	AT	Region	England
% of FP17s for the same patient ID Re-attending within 3 months - Children	81	957	8.5%	10.4%	12.0%	12.4%
% of FP17s for the same patient ID Re-attending within 3 months - Adults	319	2,382	13.4%	14.2%	15.9%	16.7%
% of FP17s for the same patient ID Re-attending between 3 & 9 months - Children	552	957	57.7%	59.3%	58.6%	57.4%
% of FP17s for the same patient ID Re-attending between 3 & 9 months - Adults	1,270	2,382	53.3%	54.4%	51.6%	50.5%
% of FP17s for Band 1 Urgent Courses	244	2,954	8.3%	6.9%	8.0%	9.1%
% of FP17s Relating to Free Repair or Replacements	15	2,954	0.5%	0.9%	0.8%	0.8%
% of FP17s Relating to Continuations	66	2,954	2.2%	1.4%	1.3%	1.3%
% of Patients satisfied with the dentistry they have received	9	10	90.0%	93.2%	93.1%	93.2%
% of Patients satisfied with the time they had to wait for an appointment	9	10	90.0%	89.3%	89.1%	89.0%

* This is based on patients treated on this contract for their most recent course of treatment. Figures in italics indicate the base number of FP17s or Patient Questionnaire responses are less than 100. N/A is shown where the base number of responses is less than 10 during the period. % is calculated as Quantity/Base number*100

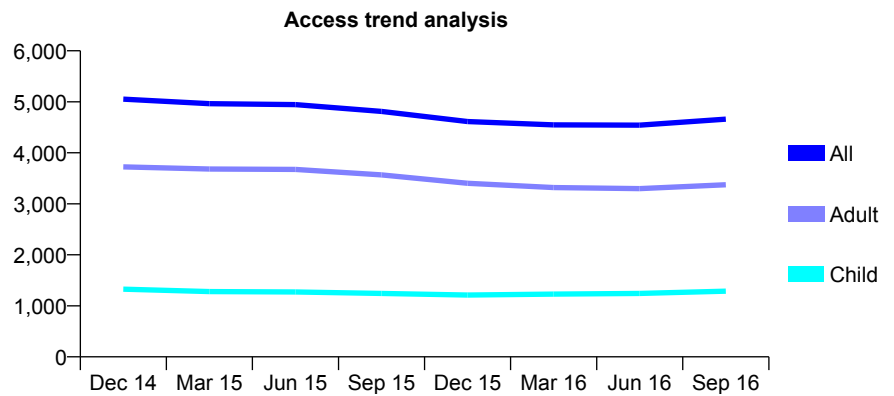
Q60 - Vital Signs At a Glance Contract Report for 121495/0002 - September 2016

Name or company name	The Smileworks Ltd
Contract type name	GDS Contract
Purpose of contract	General and Orthodontic
Contract start date	01/12/2009
Contract end date	

16/17 Contracted general activity (UDA)	10,000
Carry forward general activity (UDA)	0
16/17 Contracted orthodontic activity (UOA)	932
Carry forward orthodontic activity (UOA)	0
Baseline contract value	£313,299.24

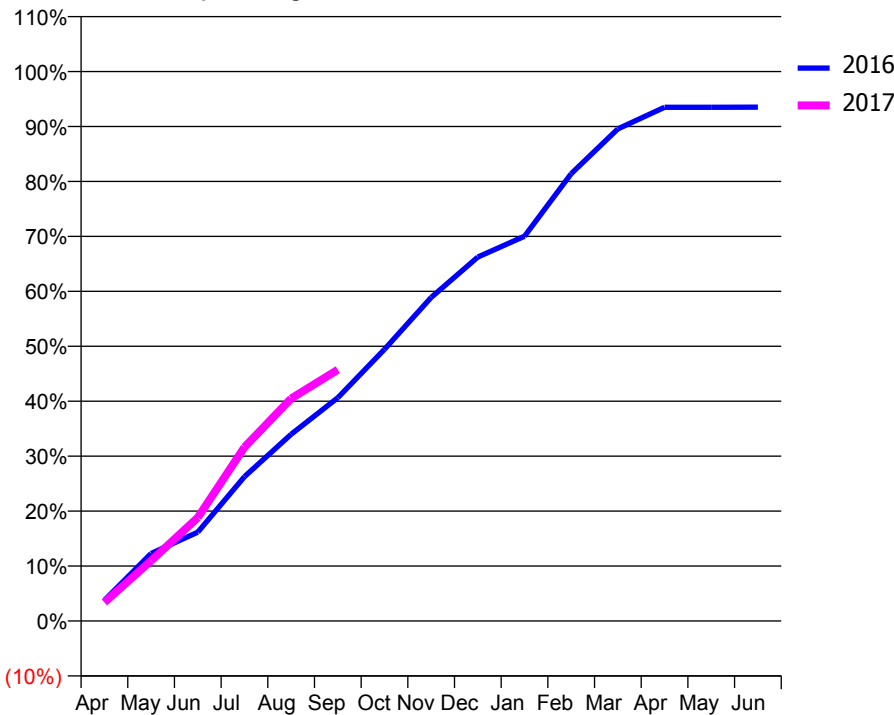
ACCESS*

Patients seen in 24 months	Total	Change since previous quarter
Quarter ending September 2015	4,811	
Quarter ending December 2015	4,614	↓
Quarter ending March 2016	4,548	↓
Quarter ending June 2016	4,542	→
Quarter ending September 2016	4,661	↑
Variance since September 2015	(3.1%)	↓



ACTIVITY

Cumulative percentage of contracted UDA delivered 2016 & 2017



Month	Adjusted Scheduled Activity (UDA)	
	2016	2017
April	377	339
May	1,229	1,098
June	1,617	1,881
July	2,626	3,163
August	3,398	4,049
September	4,063	4,573
October	4,945	
November	5,887	
December	6,624	
January	7,002	
February	8,141	
March	8,956	
April	9,349	
May	9,349	
June	9,351	

QUALITY

	Quantity	Base Number	Contract	AT	Region	England
% of FP17s for the same patient ID Re-attending within 3 months - Children	80	1,060	7.5%	10.4%	12.0%	12.4%
% of FP17s for the same patient ID Re-attending within 3 months - Adults	331	2,554	13.0%	14.2%	15.9%	16.7%
% of FP17s for the same patient ID Re-attending between 3 & 9 months - Children	469	1,060	44.2%	59.3%	58.6%	57.4%
% of FP17s for the same patient ID Re-attending between 3 & 9 months - Adults	991	2,554	38.8%	54.4%	51.6%	50.5%
% of FP17s for Band 1 Urgent Courses	296	2,693	11.0%	6.9%	8.0%	9.1%
% of FP17s Relating to Free Repair or Replacements	7	2,693	0.3%	0.9%	0.8%	0.8%
% of FP17s Relating to Continuations	27	2,693	1.0%	1.4%	1.3%	1.3%
% of Patients satisfied with the dentistry they have received	3	5	N/A	93.2%	93.1%	93.2%
% of Patients satisfied with the time they had to wait for an appointment	4	5	N/A	89.3%	89.1%	89.0%

* This is based on patients treated on this contract for their most recent course of treatment. Figures in italics indicate the base number of FP17s or Patient Questionnaire responses are less than 100. N/A is shown where the base number of responses is less than 10 during the period. % is calculated as Quantity/Base number*100

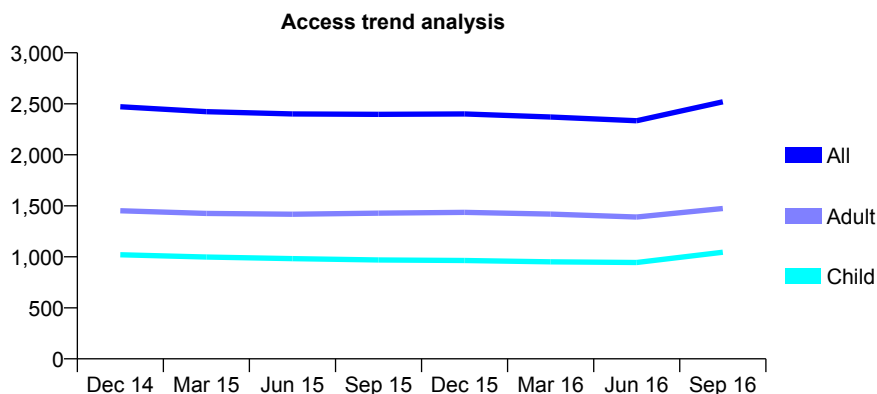
Q60 - Vital Signs At a Glance Contract Report for 123153/0001 - September 2016

Name or company name	MAF Dentistry Ltd
Contract type name	GDS Contract
Purpose of contract	General
Contract start date	01/04/2010
Contract end date	

16/17 Contracted general activity (UDA)	7,997
Carry forward general activity (UDA)	0
16/17 Contracted orthodontic activity (UOA)	0
Carry forward orthodontic activity (UOA)	0
Baseline contract value	£182,704.84

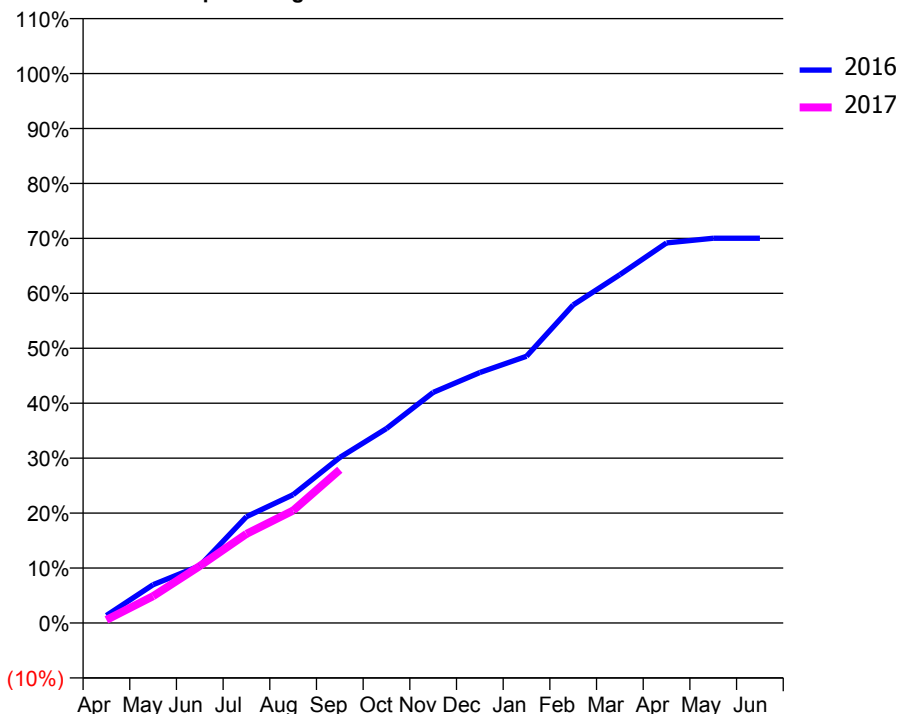
ACCESS*

Patients seen in 24 months	Total	Change since previous quarter
Quarter ending September 2015	2,397	
Quarter ending December 2015	2,400	→
Quarter ending March 2016	2,370	↓
Quarter ending June 2016	2,334	↓
Quarter ending September 2016	2,519	↑
Variance since September 2015	5.1%	↑



ACTIVITY

Cumulative percentage of contracted UDA delivered 2016 & 2017



Adjusted Scheduled Activity (UDA)

Month	2016	2017
April	109	46
May	559	390
June	833	829
July	1,547	1,297
August	1,867	1,637
September	2,410	2,231
October	2,831	
November	3,356	
December	3,645	
January	3,883	
February	4,629	
March	5,071	
April	5,531	
May	5,601	
June	5,601	

QUALITY

	Quantity	Base Number	Contract	AT	Region	England
% of FP17s for the same patient ID Re-attending within 3 months - Children	35	754	4.6%	10.4%	12.0%	12.4%
% of FP17s for the same patient ID Re-attending within 3 months - Adults	122	1,000	12.2%	14.2%	15.9%	16.7%
% of FP17s for the same patient ID Re-attending between 3 & 9 months - Children	407	754	54.0%	59.3%	58.6%	57.4%
% of FP17s for the same patient ID Re-attending between 3 & 9 months - Adults	549	1,000	54.9%	54.4%	51.6%	50.5%
% of FP17s for Band 1 Urgent Courses	40	1,484	2.7%	6.9%	8.0%	9.1%
% of FP17s Relating to Free Repair or Replacements	5	1,484	0.3%	0.9%	0.8%	0.8%
% of FP17s Relating to Continuations	7	1,484	0.5%	1.4%	1.3%	1.3%
% of Patients satisfied with the dentistry they have received	1	1	N/A	93.2%	93.1%	93.2%
% of Patients satisfied with the time they had to wait for an appointment	1	1	N/A	89.3%	89.1%	89.0%

* This is based on patients treated on this contract for their most recent course of treatment. Figures in italics indicate the base number of FP17s or Patient Questionnaire responses are less than 100. N/A is shown where the base number of responses is less than 10 during the period. % is calculated as Quantity/Base number*100

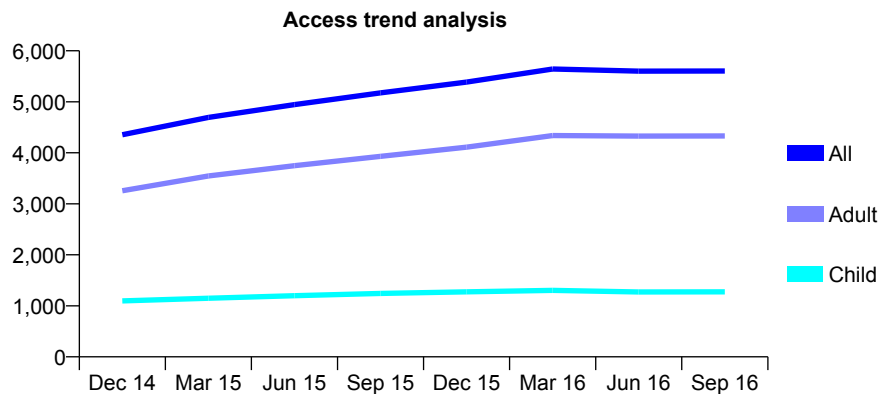
Q60 - Vital Signs At a Glance Contract Report for 124540/0001 - September 2016

Name or company name	Campbell Dental Practice Limited
Contract type name	GDS Contract
Purpose of contract	General
Contract start date	01/04/2014
Contract end date	

16/17 Contracted general activity (UDA)	23,388
Carry forward general activity (UDA)	0
16/17 Contracted orthodontic activity (UOA)	0
Carry forward orthodontic activity (UOA)	0
Baseline contract value	£530,877.34

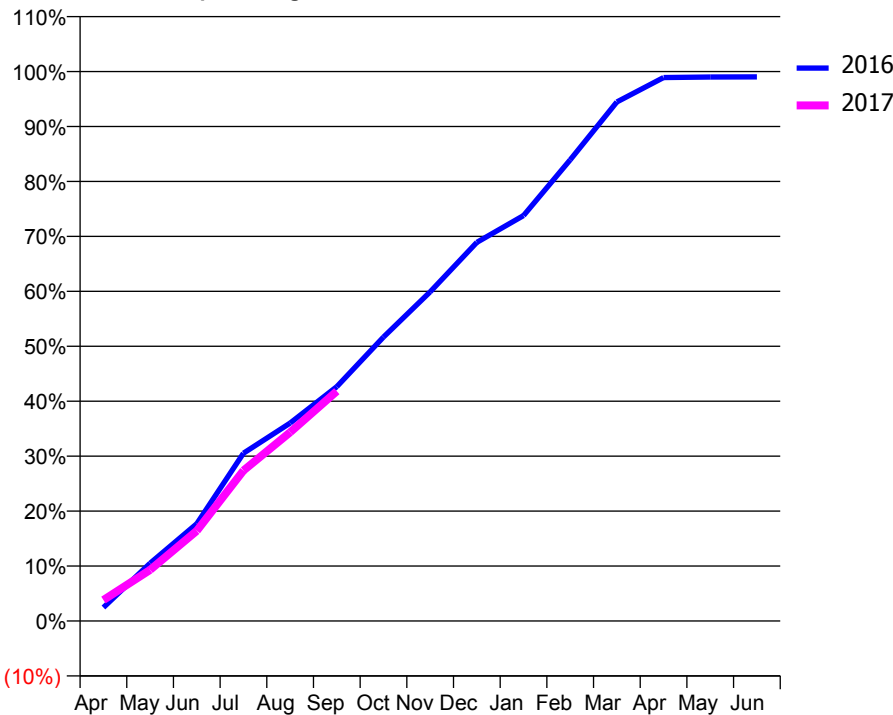
ACCESS*

Patients seen in 24 months	Total	Change since previous quarter
Quarter ending September 2015	5,174	
Quarter ending December 2015	5,386	↑
Quarter ending March 2016	5,642	↑
Quarter ending June 2016	5,602	→
Quarter ending September 2016	5,605	→
Variance since September 2015	8.3%	↑



ACTIVITY

Cumulative percentage of contracted UDA delivered 2016 & 2017



Month	Adjusted Scheduled Activity (UDA)	
	2016	2017
April	579	891
May	2,460	2,175
June	4,138	3,838
July	7,143	6,402
August	8,426	8,031
September	9,977	9,780
October	12,086	
November	14,013	
December	16,118	
January	17,254	
February	19,628	
March	22,090	
April	23,132	
May	23,154	
June	23,158	

QUALITY

	Quantity	Base Number	Contract	AT	Region	England
% of FP17s for the same patient ID Re-attending within 3 months - Children	115	1,076	10.7%	10.4%	12.0%	12.4%
% of FP17s for the same patient ID Re-attending within 3 months - Adults	523	3,361	15.6%	14.2%	15.9%	16.7%
% of FP17s for the same patient ID Re-attending between 3 & 9 months - Children	679	1,076	63.1%	59.3%	58.6%	57.4%
% of FP17s for the same patient ID Re-attending between 3 & 9 months - Adults	2,129	3,361	63.3%	54.4%	51.6%	50.5%
% of FP17s for Band 1 Urgent Courses	272	4,056	6.7%	6.9%	8.0%	9.1%
% of FP17s Relating to Free Repair or Replacements	62	4,056	1.5%	0.9%	0.8%	0.8%
% of FP17s Relating to Continuations	31	4,056	0.8%	1.4%	1.3%	1.3%
% of Patients satisfied with the dentistry they have received	11	11	100.0%	93.2%	93.1%	93.2%
% of Patients satisfied with the time they had to wait for an appointment	11	11	100.0%	89.3%	89.1%	89.0%

* This is based on patients treated on this contract for their most recent course of treatment. Figures in italics indicate the base number of FP17s or Patient Questionnaire responses are less than 100. N/A is shown where the base number of responses is less than 10 during the period. % is calculated as Quantity/Base number*100

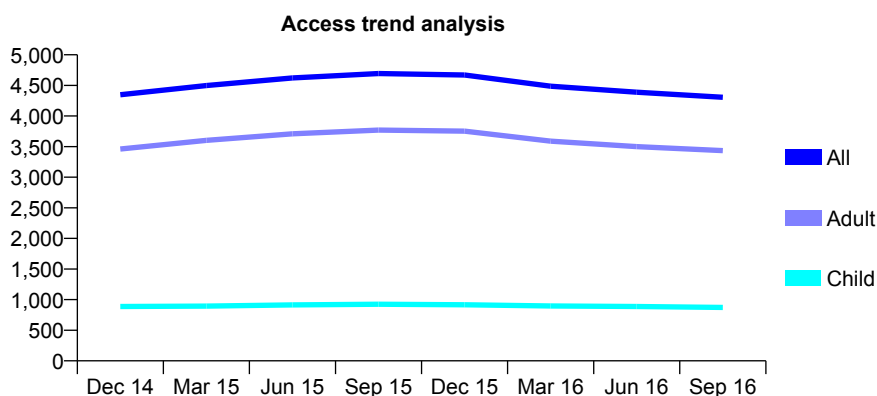
Q60 - Vital Signs At a Glance Contract Report for 126950/0001 - September 2016

Name or company name	Monkmoor Dental Practice
Contract type name	GDS Contract
Purpose of contract	General
Contract start date	01/12/2013
Contract end date	

16/17 Contracted general activity (UDA)	14,051
Carry forward general activity (UDA)	0
16/17 Contracted orthodontic activity (UOA)	0
Carry forward orthodontic activity (UOA)	0
Baseline contract value	£331,240.69

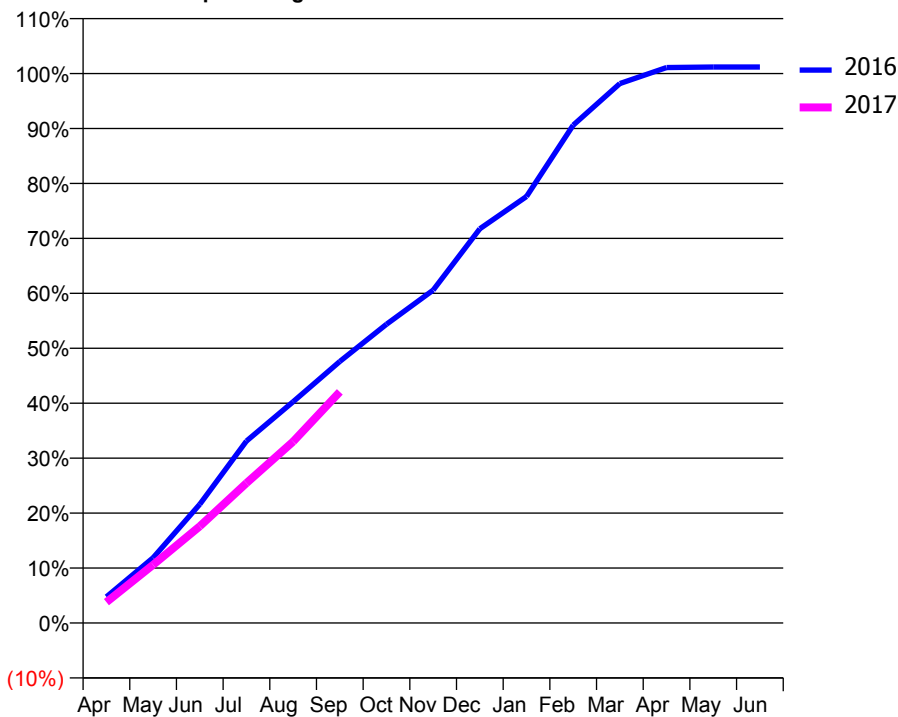
ACCESS*

Patients seen in 24 months	Total	Change since previous quarter
Quarter ending September 2015	4,694	
Quarter ending December 2015	4,669	→
Quarter ending March 2016	4,486	↓
Quarter ending June 2016	4,388	↓
Quarter ending September 2016	4,307	↓
Variance since September 2015	(8.2%)	↓



ACTIVITY

Cumulative percentage of contracted UDA delivered 2016 & 2017



Adjusted Scheduled Activity (UDA)

Month	2016	2017
April	669	534
May	1,667	1,488
June	3,036	2,473
July	4,652	3,577
August	5,660	4,640
September	6,687	5,909
October	7,639	
November	8,514	
December	10,080	
January	10,905	
February	12,732	
March	13,795	
April	14,203	
May	14,217	
June	14,216	

QUALITY

	Quantity	Base Number	Contract	AT	Region	England
% of FP17s for the same patient ID Re-attending within 3 months - Children	47	729	6.4%	10.4%	12.0%	12.4%
% of FP17s for the same patient ID Re-attending within 3 months - Adults	337	2,647	12.7%	14.2%	15.9%	16.7%
% of FP17s for the same patient ID Re-attending between 3 & 9 months - Children	487	729	66.8%	59.3%	58.6%	57.4%
% of FP17s for the same patient ID Re-attending between 3 & 9 months - Adults	1,648	2,647	62.3%	54.4%	51.6%	50.5%
% of FP17s for Band 1 Urgent Courses	302	3,162	9.6%	6.9%	8.0%	9.1%
% of FP17s Relating to Free Repair or Replacements	20	3,162	0.6%	0.9%	0.8%	0.8%
% of FP17s Relating to Continuations	3	3,162	0.1%	1.4%	1.3%	1.3%
% of Patients satisfied with the dentistry they have received	10	10	100.0%	93.2%	93.1%	93.2%
% of Patients satisfied with the time they had to wait for an appointment	10	10	100.0%	89.3%	89.1%	89.0%

* This is based on patients treated on this contract for their most recent course of treatment. Figures in italics indicate the base number of FP17s or Patient Questionnaire responses are less than 100. N/A is shown where the base number of responses is less than 10 during the period. % is calculated as Quantity/Base number*100

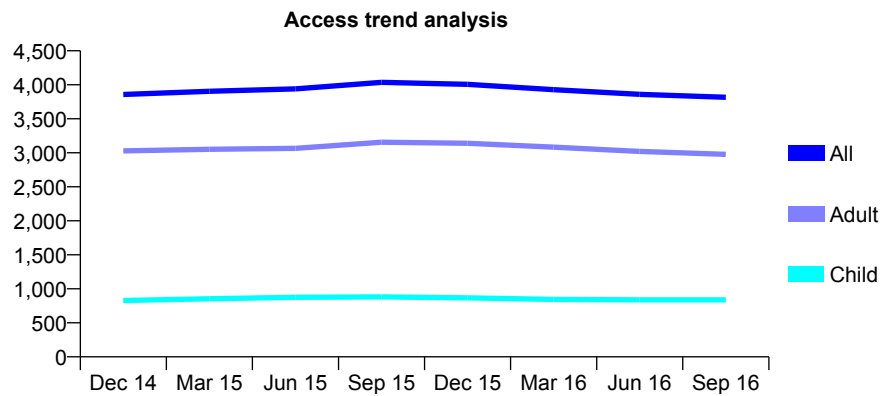
Q60 - Vital Signs At a Glance Contract Report for 127779/0001 - September 2016

Name or company name	Brookhouse Dental Practice
Contract type name	GDS Contract
Purpose of contract	General
Contract start date	29/01/2010
Contract end date	

16/17 Contracted general activity (UDA)	13,000
Carry forward general activity (UDA)	0
16/17 Contracted orthodontic activity (UOA)	0
Carry forward orthodontic activity (UOA)	0
Baseline contract value	£313,292.71

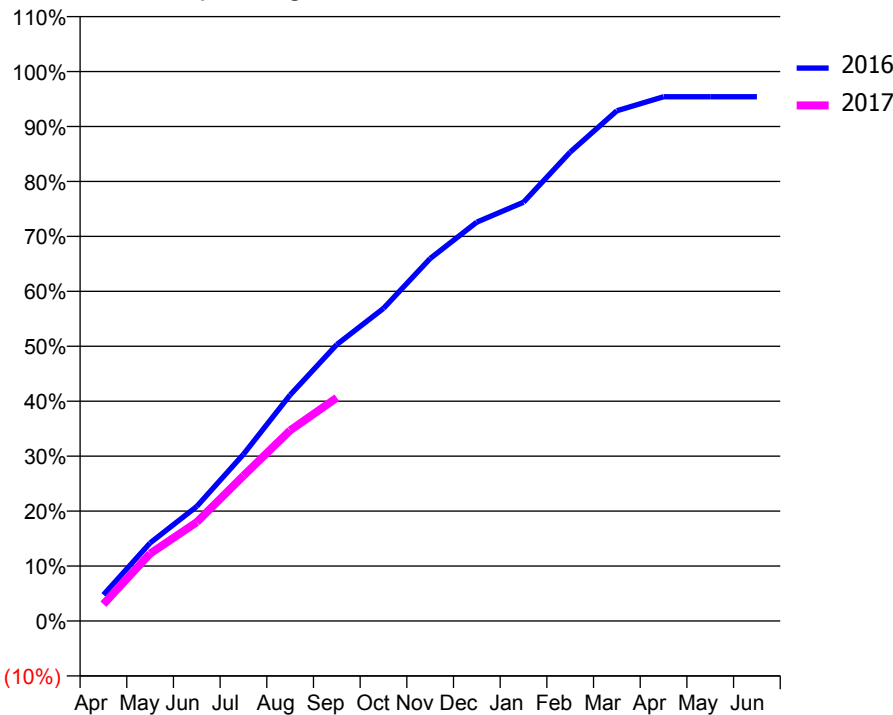
ACCESS*

Patients seen in 24 months	Total	Change since previous quarter
Quarter ending September 2015	4,037	
Quarter ending December 2015	4,007	→
Quarter ending March 2016	3,928	↓
Quarter ending June 2016	3,860	↓
Quarter ending September 2016	3,817	↓
Variance since September 2015	(5.4%)	↓



ACTIVITY

Cumulative percentage of contracted UDA delivered 2016 & 2017



Month	Adjusted Scheduled Activity (UDA)	
	2016	2017
April	620	400
May	1,846	1,594
June	2,712	2,338
July	3,945	3,438
August	5,349	4,510
September	6,542	5,283
October	7,396	
November	8,575	
December	9,438	
January	9,908	
February	11,092	
March	12,070	
April	12,404	
May	12,404	
June	12,404	

QUALITY

	Quantity	Base Number	Contract	AT	Region	England
% of FP17s for the same patient ID Re-attending within 3 months - Children	42	595	7.1%	10.4%	12.0%	12.4%
% of FP17s for the same patient ID Re-attending within 3 months - Adults	229	1,806	12.7%	14.2%	15.9%	16.7%
% of FP17s for the same patient ID Re-attending between 3 & 9 months - Children	312	595	52.4%	59.3%	58.6%	57.4%
% of FP17s for the same patient ID Re-attending between 3 & 9 months - Adults	1,081	1,806	59.9%	54.4%	51.6%	50.5%
% of FP17s for Band 1 Urgent Courses	187	2,264	8.3%	6.9%	8.0%	9.1%
% of FP17s Relating to Free Repair or Replacements	17	2,264	0.8%	0.9%	0.8%	0.8%
% of FP17s Relating to Continuations	23	2,264	1.0%	1.4%	1.3%	1.3%
% of Patients satisfied with the dentistry they have received	5	6	N/A	93.2%	93.1%	93.2%
% of Patients satisfied with the time they had to wait for an appointment	6	6	N/A	89.3%	89.1%	89.0%

* This is based on patients treated on this contract for their most recent course of treatment. Figures in italics indicate the base number of FP17s or Patient Questionnaire responses are less than 100. N/A is shown where the base number of responses is less than 10 during the period. % is calculated as Quantity/Base number*100

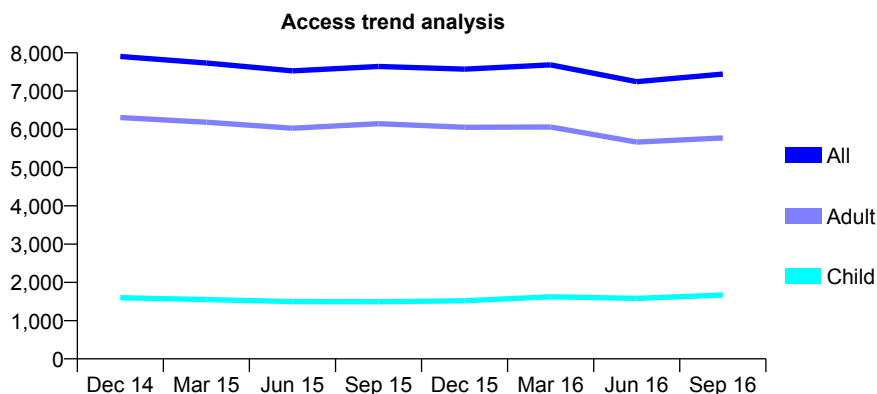
Q60 - Vital Signs At a Glance Contract Report for 130354/0001 - September 2016

Name or company name	NHS Trust
Contract type name	PDS Contract
Purpose of contract	General
Contract start date	01/09/2011
Contract end date	

16/17 Contracted general activity (UDA)	17,358
Carry forward general activity (UDA)	0
16/17 Contracted orthodontic activity (UOA)	0
Carry forward orthodontic activity (UOA)	0
Baseline contract value	£0.00

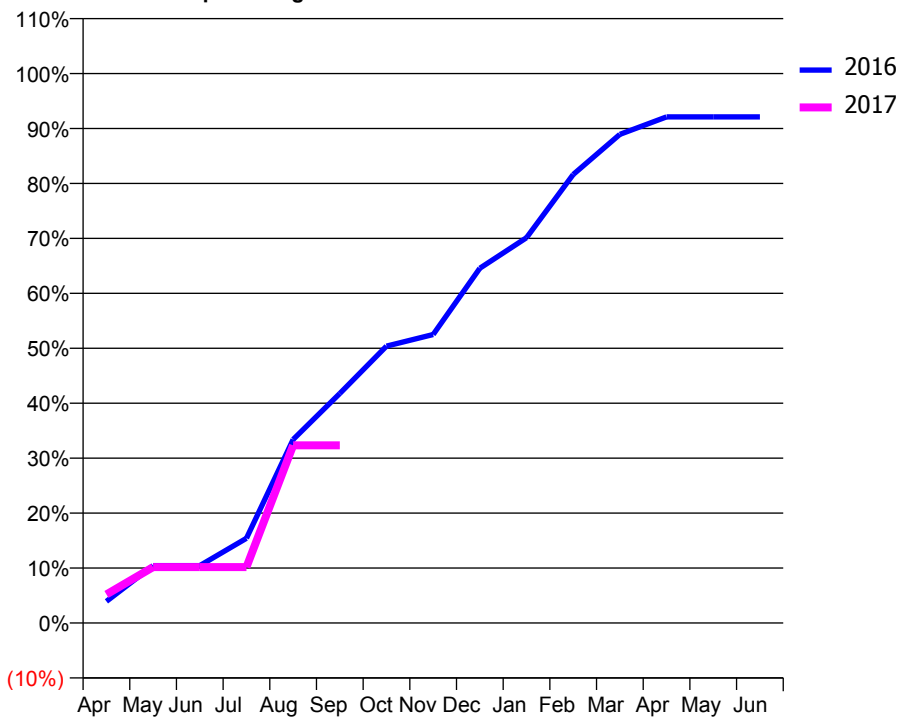
ACCESS*

Patients seen in 24 months	Total	Change since previous quarter
Quarter ending September 2015	7,641	
Quarter ending December 2015	7,572	→
Quarter ending March 2016	7,684	→
Quarter ending June 2016	7,245	↓
Quarter ending September 2016	7,443	↑
Variance since September 2015	(2.6%)	↓



ACTIVITY

Cumulative percentage of contracted UDA delivered 2016 & 2017



Month	Adjusted Scheduled Activity (UDA)	
	2016	2017
April	683	905
May	1,813	1,766
June	1,813	1,766
July	2,678	1,766
August	5,799	5,612
September	7,252	5,612
October	8,746	
November	9,112	
December	11,207	
January	12,173	
February	14,170	
March	15,434	
April	15,986	
May	15,989	
June	15,989	

QUALITY

	Quantity	Base Number	Contract	AT	Region	England
% of FP17s for the same patient ID Re-attending within 3 months - Children	154	1,232	12.5%	10.4%	12.0%	12.4%
% of FP17s for the same patient ID Re-attending within 3 months - Adults	254	2,489	10.2%	14.2%	15.9%	16.7%
% of FP17s for the same patient ID Re-attending between 3 & 9 months - Children	377	1,232	30.6%	59.3%	58.6%	57.4%
% of FP17s for the same patient ID Re-attending between 3 & 9 months - Adults	479	2,489	19.2%	54.4%	51.6%	50.5%
% of FP17s for Band 1 Urgent Courses	1,609	3,343	48.1%	6.9%	8.0%	9.1%
% of FP17s Relating to Free Repair or Replacements	2	3,343	0.1%	0.9%	0.8%	0.8%
% of FP17s Relating to Continuations	30	3,343	0.9%	1.4%	1.3%	1.3%
% of Patients satisfied with the dentistry they have received	3	3	N/A	93.2%	93.1%	93.2%
% of Patients satisfied with the time they had to wait for an appointment	3	3	N/A	89.3%	89.1%	89.0%

* This is based on patients treated on this contract for their most recent course of treatment. Figures in italics indicate the base number of FP17s or Patient Questionnaire responses are less than 100. N/A is shown where the base number of responses is less than 10 during the period. % is calculated as Quantity/Base number*100

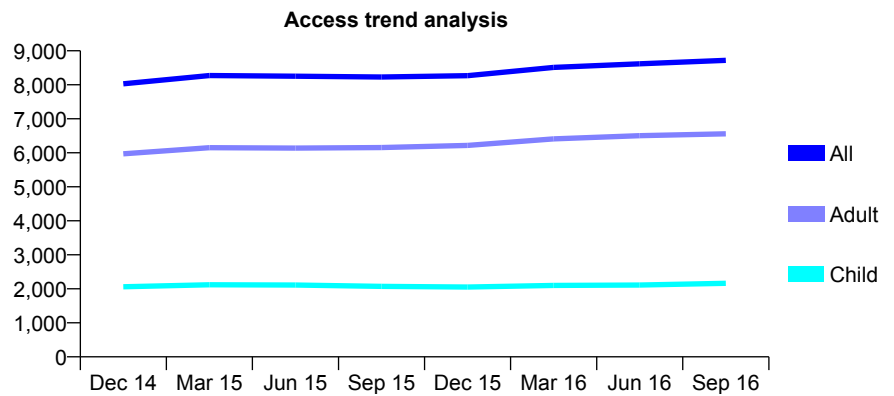
Q60 - Vital Signs At a Glance Contract Report for 131407/0001 - September 2016

Name or company name	Tamworth House Dental Practice
Contract type name	GDS Contract
Purpose of contract	General
Contract start date	14/01/2010
Contract end date	

16/17 Contracted general activity (UDA)	20,000
Carry forward general activity (UDA)	-171
16/17 Contracted orthodontic activity (UOA)	0
Carry forward orthodontic activity (UOA)	0
Baseline contract value	£492,647.77

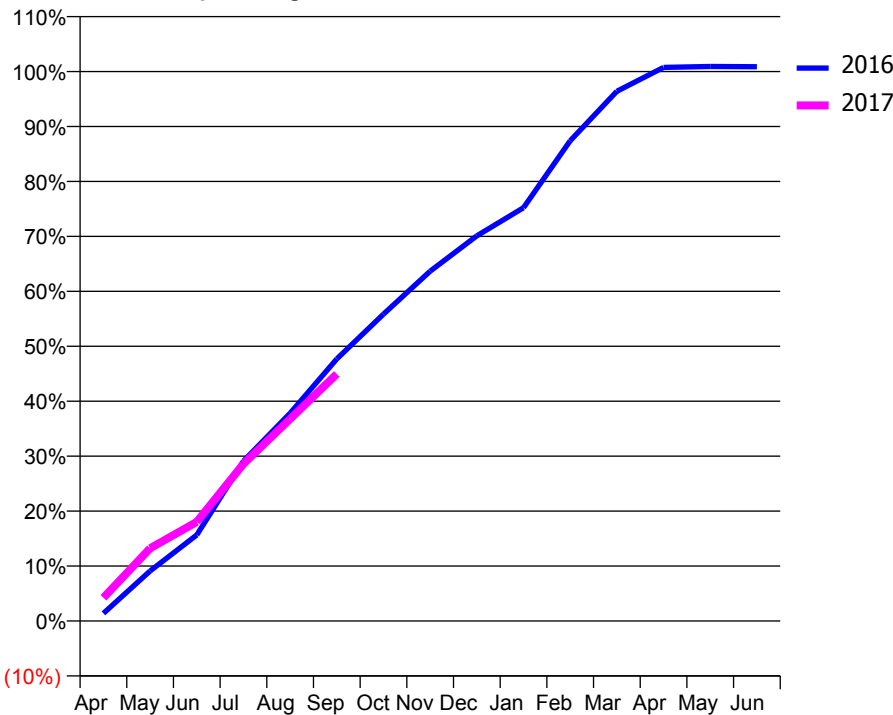
ACCESS*

Patients seen in 24 months	Total	Change since previous quarter
Quarter ending September 2015	8,229	
Quarter ending December 2015	8,268	→
Quarter ending March 2016	8,511	↑
Quarter ending June 2016	8,616	→
Quarter ending September 2016	8,721	→
Variance since September 2015	6.0%	↑



ACTIVITY

Cumulative percentage of contracted UDA delivered 2016 & 2017



Month	Adjusted Scheduled Activity (UDA)	
	2016	2017
April	279	847
May	1,822	2,646
June	3,134	3,609
July	5,821	5,721
August	7,565	7,357
September	9,541	8,992
October	11,171	
November	12,735	
December	14,019	
January	15,044	
February	17,479	
March	19,278	
April	20,148	
May	20,183	
June	20,171	

QUALITY

	Quantity	Base Number	Contract	AT	Region	England
% of FP17s for the same patient ID Re-attending within 3 months - Children	106	1,400	7.6%	10.4%	12.0%	12.4%
% of FP17s for the same patient ID Re-attending within 3 months - Adults	620	4,147	15.0%	14.2%	15.9%	16.7%
% of FP17s for the same patient ID Re-attending between 3 & 9 months - Children	792	1,400	56.6%	59.3%	58.6%	57.4%
% of FP17s for the same patient ID Re-attending between 3 & 9 months - Adults	2,050	4,147	49.4%	54.4%	51.6%	50.5%
% of FP17s for Band 1 Urgent Courses	386	4,587	8.4%	6.9%	8.0%	9.1%
% of FP17s Relating to Free Repair or Replacements	29	4,587	0.6%	0.9%	0.8%	0.8%
% of FP17s Relating to Continuations	28	4,587	0.6%	1.4%	1.3%	1.3%
% of Patients satisfied with the dentistry they have received	6	7	N/A	93.2%	93.1%	93.2%
% of Patients satisfied with the time they had to wait for an appointment	4	7	N/A	89.3%	89.1%	89.0%

* This is based on patients treated on this contract for their most recent course of treatment. Figures in italics indicate the base number of FP17s or Patient Questionnaire responses are less than 100. N/A is shown where the base number of responses is less than 10 during the period. % is calculated as Quantity/Base number*100

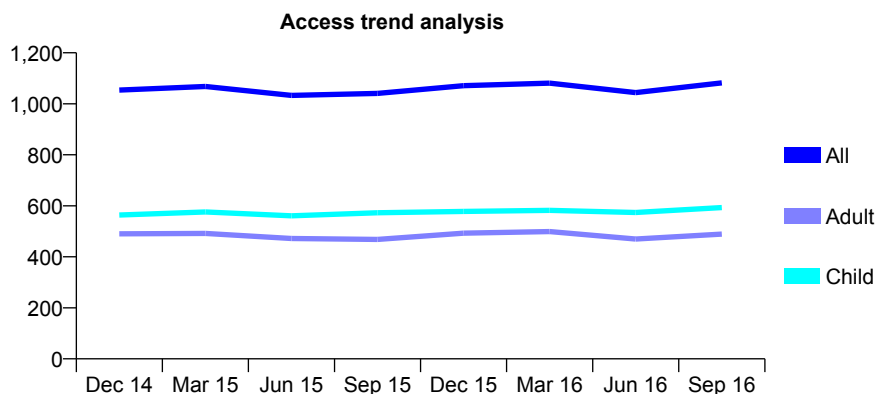
Q60 - Vital Signs At a Glance Contract Report for 131512/0001 - September 2016

Name or company name	Bridge Dental Practice Ltd
Contract type name	GDS Contract
Purpose of contract	General
Contract start date	01/08/2009
Contract end date	

16/17 Contracted general activity (UDA)	2,882
Carry forward general activity (UDA)	0
16/17 Contracted orthodontic activity (UOA)	0
Carry forward orthodontic activity (UOA)	0
Baseline contract value	£64,940.38

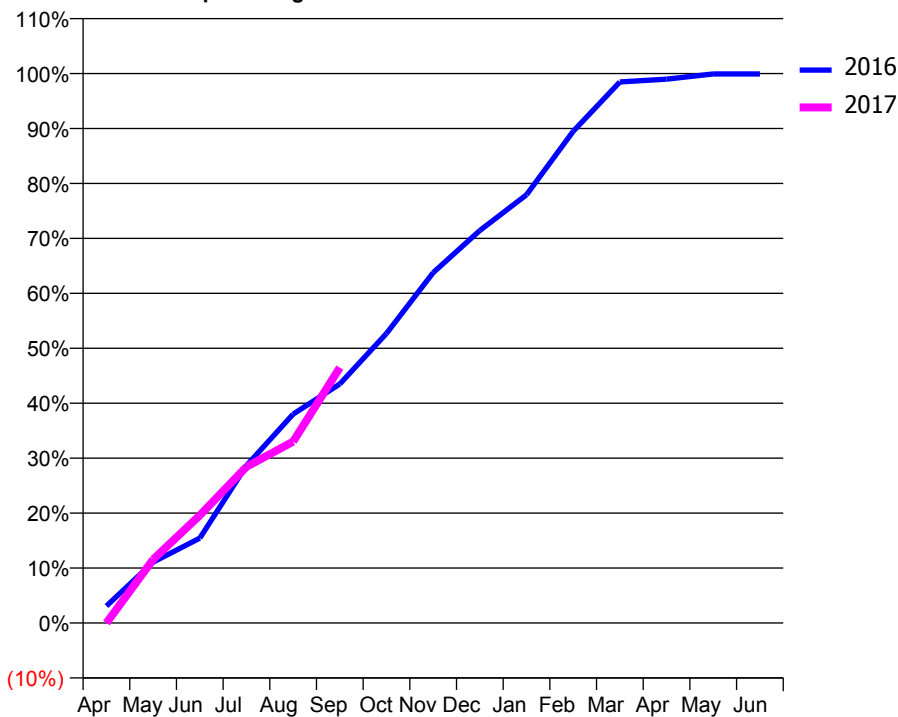
ACCESS*

Patients seen in 24 months	Total	Change since previous quarter
Quarter ending September 2015	1,041	
Quarter ending December 2015	1,071	↑
Quarter ending March 2016	1,081	→
Quarter ending June 2016	1,044	↓
Quarter ending September 2016	1,082	↑
Variance since September 2015	3.9%	↑



ACTIVITY

Cumulative percentage of contracted UDA delivered 2016 & 2017



Month	Adjusted Scheduled Activity (UDA)	
	2016	2017
April	89	0
May	319	333
June	445	565
July	825	819
August	1,096	951
September	1,254	1,340
October	1,518	
November	1,837	
December	2,059	
January	2,246	
February	2,579	
March	2,838	
April	2,853	
May	2,880	
June	2,880	

QUALITY

	Quantity	Base Number	Contract	AT	Region	England
% of FP17s for the same patient ID Re-attending within 3 months - Children	48	517	9.3%	10.4%	12.0%	12.4%
% of FP17s for the same patient ID Re-attending within 3 months - Adults	55	344	16.0%	14.2%	15.9%	16.7%
% of FP17s for the same patient ID Re-attending between 3 & 9 months - Children	316	517	61.1%	59.3%	58.6%	57.4%
% of FP17s for the same patient ID Re-attending between 3 & 9 months - Adults	216	344	62.8%	54.4%	51.6%	50.5%
% of FP17s for Band 1 Urgent Courses	48	843	5.7%	6.9%	8.0%	9.1%
% of FP17s Relating to Free Repair or Replacements	0	843	0.0%	0.9%	0.8%	0.8%
% of FP17s Relating to Continuations	0	843	0.0%	1.4%	1.3%	1.3%
% of Patients satisfied with the dentistry they have received	0	0	N/A	93.2%	93.1%	93.2%
% of Patients satisfied with the time they had to wait for an appointment	0	0	N/A	89.3%	89.1%	89.0%

* This is based on patients treated on this contract for their most recent course of treatment. Figures in italics indicate the base number of FP17s or Patient Questionnaire responses are less than 100. N/A is shown where the base number of responses is less than 10 during the period. % is calculated as Quantity/Base number*100

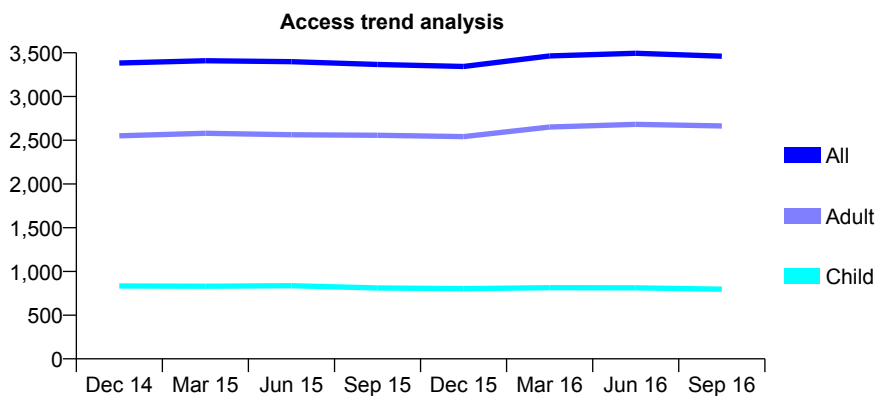
Q60 - Vital Signs At a Glance Contract Report for 133272/0001 - September 2016

Name or company name	Pall Mall Dental Limited
Contract type name	GDS Contract
Purpose of contract	General
Contract start date	01/07/2008
Contract end date	

16/17 Contracted general activity (UDA)	12,793
Carry forward general activity (UDA)	0
16/17 Contracted orthodontic activity (UOA)	0
Carry forward orthodontic activity (UOA)	0
Baseline contract value	£346,615.65

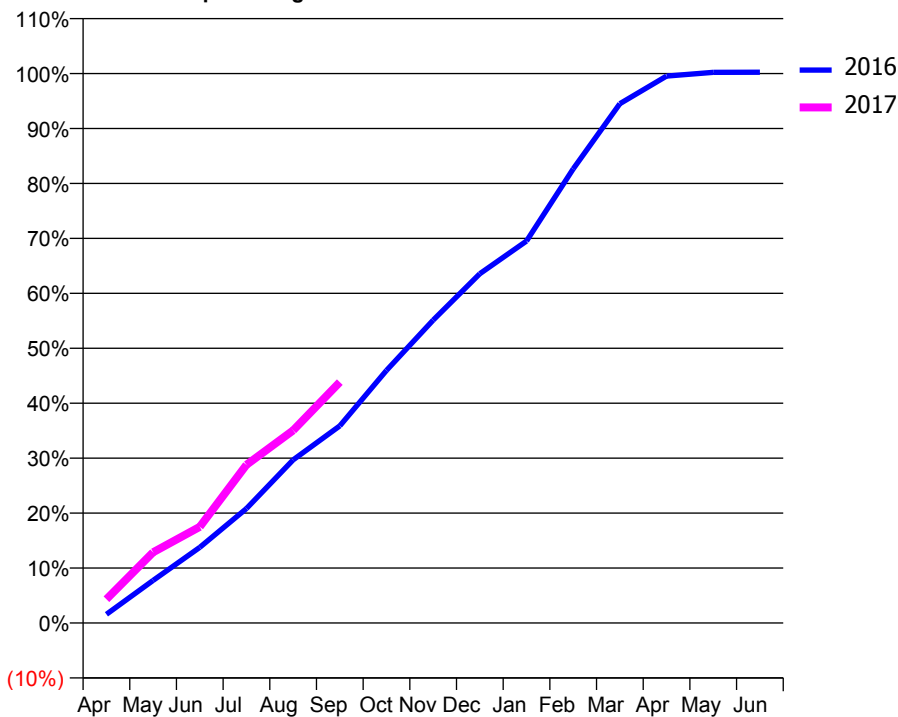
ACCESS*

Patients seen in 24 months	Total	Change since previous quarter
Quarter ending September 2015	3,367	
Quarter ending December 2015	3,344	→
Quarter ending March 2016	3,464	↑
Quarter ending June 2016	3,494	→
Quarter ending September 2016	3,461	→
Variance since September 2015	2.8%	↑



ACTIVITY

Cumulative percentage of contracted UDA delivered 2016 & 2017



Month	Adjusted Scheduled Activity (UDA)	
	2016	2017
April	204	554
May	992	1,648
June	1,763	2,241
July	2,666	3,684
August	3,798	4,483
September	4,591	5,607
October	5,882	
November	7,051	
December	8,132	
January	8,893	
February	10,572	
March	12,090	
April	12,732	
May	12,821	
June	12,824	

QUALITY

	Quantity	Base Number	Contract	AT	Region	England
% of FP17s for the same patient ID Re-attending within 3 months - Children	69	715	9.7%	10.4%	12.0%	12.4%
% of FP17s for the same patient ID Re-attending within 3 months - Adults	354	2,064	17.2%	14.2%	15.9%	16.7%
% of FP17s for the same patient ID Re-attending between 3 & 9 months - Children	461	715	64.5%	59.3%	58.6%	57.4%
% of FP17s for the same patient ID Re-attending between 3 & 9 months - Adults	1,156	2,064	56.0%	54.4%	51.6%	50.5%
% of FP17s for Band 1 Urgent Courses	336	2,498	13.5%	6.9%	8.0%	9.1%
% of FP17s Relating to Free Repair or Replacements	19	2,498	0.8%	0.9%	0.8%	0.8%
% of FP17s Relating to Continuations	33	2,498	1.3%	1.4%	1.3%	1.3%
% of Patients satisfied with the dentistry they have received	3	3	N/A	93.2%	93.1%	93.2%
% of Patients satisfied with the time they had to wait for an appointment	3	3	N/A	89.3%	89.1%	89.0%

* This is based on patients treated on this contract for their most recent course of treatment. Figures in italics indicate the base number of FP17s or Patient Questionnaire responses are less than 100. N/A is shown where the base number of responses is less than 10 during the period. % is calculated as Quantity/Base number*100

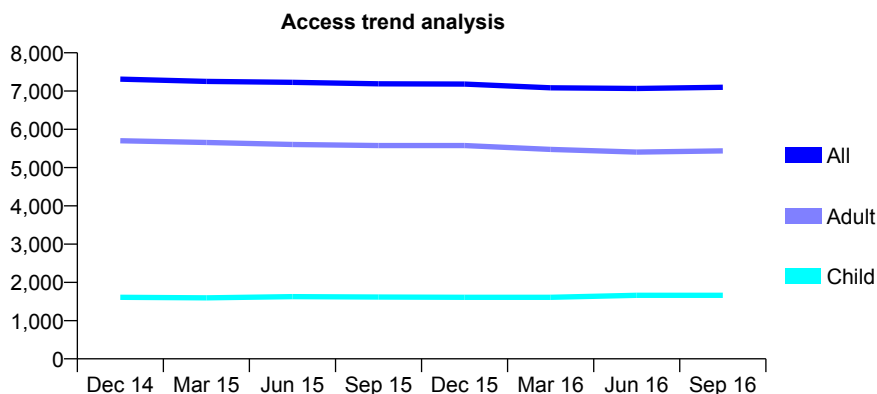
Q60 - Vital Signs At a Glance Contract Report for 133574/0001 - September 2016

Name or company name	The Dividy Road Dental Practice Partnersh
Contract type name	GDS Contract
Purpose of contract	General
Contract start date	22/12/2011
Contract end date	

16/17 Contracted general activity (UDA)	20,205
Carry forward general activity (UDA)	0
16/17 Contracted orthodontic activity (UOA)	0
Carry forward orthodontic activity (UOA)	0
Baseline contract value	£495,434.44

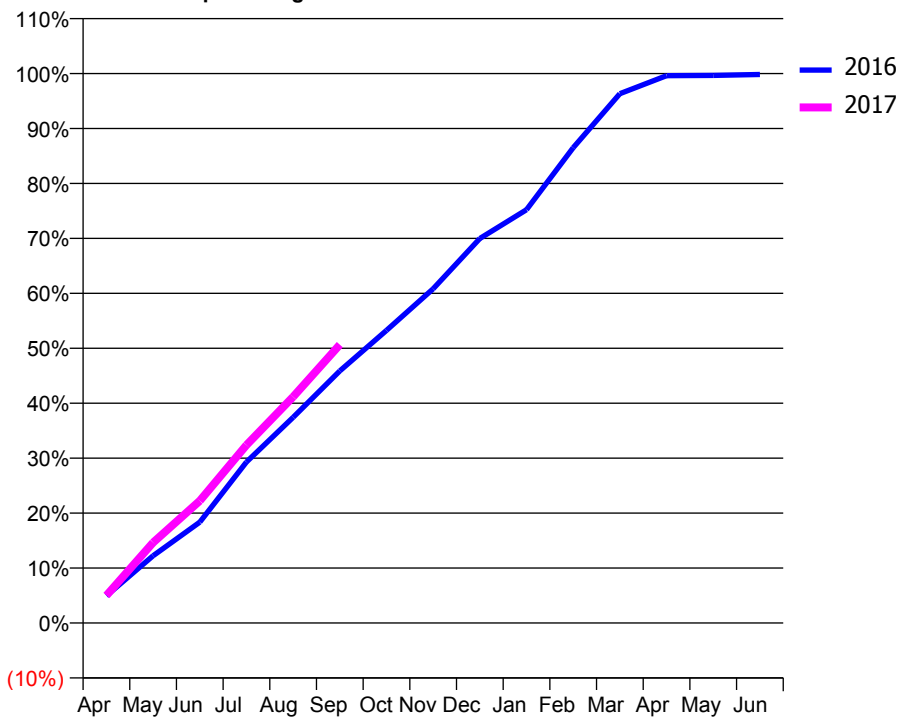
ACCESS*

Patients seen in 24 months	Total	Change since previous quarter
Quarter ending September 2015	7,189	
Quarter ending December 2015	7,183	→
Quarter ending March 2016	7,086	↓
Quarter ending June 2016	7,066	→
Quarter ending September 2016	7,099	→
Variance since September 2015	(1.3%)	↓



ACTIVITY

Cumulative percentage of contracted UDA delivered 2016 & 2017



Month	Adjusted Scheduled Activity (UDA)	
	2016	2017
April	1,005	1,012
May	2,475	2,961
June	3,709	4,495
July	5,919	6,546
August	7,564	8,318
September	9,269	10,234
October	10,758	
November	12,291	
December	14,137	
January	15,198	
February	17,477	
March	19,462	
April	20,124	
May	20,135	
June	20,170	

QUALITY

	Quantity	Base Number	Contract	AT	Region	England
% of FP17s for the same patient ID Re-attending within 3 months - Children	106	1,299	8.2%	10.4%	12.0%	12.4%
% of FP17s for the same patient ID Re-attending within 3 months - Adults	557	3,766	14.8%	14.2%	15.9%	16.7%
% of FP17s for the same patient ID Re-attending between 3 & 9 months - Children	706	1,299	54.3%	59.3%	58.6%	57.4%
% of FP17s for the same patient ID Re-attending between 3 & 9 months - Adults	1,800	3,766	47.8%	54.4%	51.6%	50.5%
% of FP17s for Band 1 Urgent Courses	377	4,761	7.9%	6.9%	8.0%	9.1%
% of FP17s Relating to Free Repair or Replacements	36	4,761	0.8%	0.9%	0.8%	0.8%
% of FP17s Relating to Continuations	93	4,761	2.0%	1.4%	1.3%	1.3%
% of Patients satisfied with the dentistry they have received	21	23	91.3%	93.2%	93.1%	93.2%
% of Patients satisfied with the time they had to wait for an appointment	19	23	82.6%	89.3%	89.1%	89.0%

* This is based on patients treated on this contract for their most recent course of treatment. Figures in italics indicate the base number of FP17s or Patient Questionnaire responses are less than 100. N/A is shown where the base number of responses is less than 10 during the period. % is calculated as Quantity/Base number*100

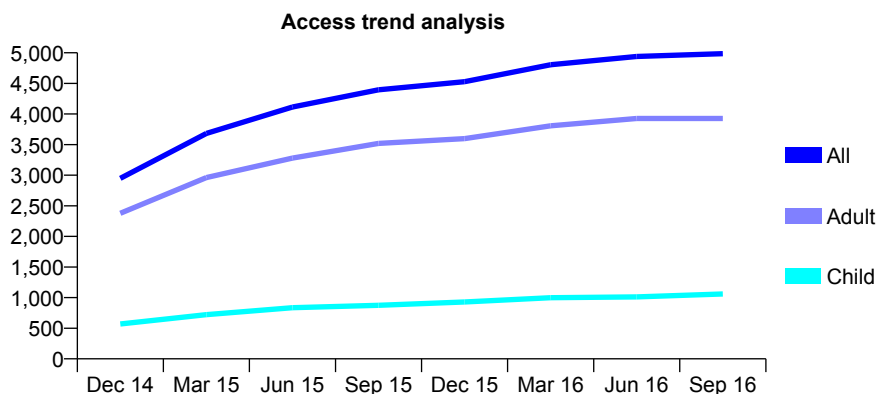
Q60 - Vital Signs At a Glance Contract Report for 136220/0001 - September 2016

Name or company name	Abbey House Dental Practice Limited
Contract type name	GDS Contract
Purpose of contract	General
Contract start date	01/06/2009
Contract end date	

16/17 Contracted general activity (UDA)	12,854
Carry forward general activity (UDA)	20
16/17 Contracted orthodontic activity (UOA)	0
Carry forward orthodontic activity (UOA)	0
Baseline contract value	£300,922.98

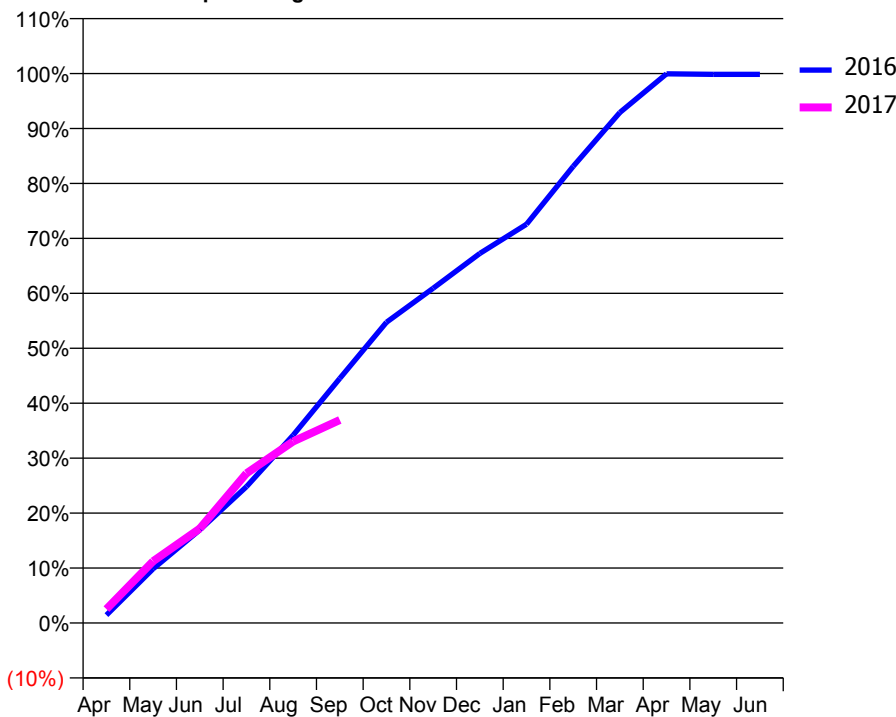
ACCESS*

Patients seen in 24 months	Total	Change since previous quarter
Quarter ending September 2015	4,395	
Quarter ending December 2015	4,528	↑
Quarter ending March 2016	4,806	↑
Quarter ending June 2016	4,941	↑
Quarter ending September 2016	4,986	→
Variance since September 2015	13.4%	↑



ACTIVITY

Cumulative percentage of contracted UDA delivered 2016 & 2017



Adjusted Scheduled Activity (UDA)

Month	2016	2017
April	185	325
May	1,267	1,447
June	2,180	2,211
July	3,190	3,502
August	4,394	4,247
September	5,723	4,750
October	7,036	
November	7,832	
December	8,646	
January	9,327	
February	10,683	
March	11,943	
April	12,847	
May	12,836	
June	12,834	

QUALITY

	Quantity	Base Number	Contract	AT	Region	England
% of FP17s for the same patient ID Re-attending within 3 months - Children	37	689	5.4%	10.4%	12.0%	12.4%
% of FP17s for the same patient ID Re-attending within 3 months - Adults	212	1,786	11.9%	14.2%	15.9%	16.7%
% of FP17s for the same patient ID Re-attending between 3 & 9 months - Children	391	689	56.7%	59.3%	58.6%	57.4%
% of FP17s for the same patient ID Re-attending between 3 & 9 months - Adults	703	1,786	39.4%	54.4%	51.6%	50.5%
% of FP17s for Band 1 Urgent Courses	135	2,119	6.4%	6.9%	8.0%	9.1%
% of FP17s Relating to Free Repair or Replacements	13	2,119	0.6%	0.9%	0.8%	0.8%
% of FP17s Relating to Continuations	12	2,119	0.6%	1.4%	1.3%	1.3%
% of Patients satisfied with the dentistry they have received	6	6	N/A	93.2%	93.1%	93.2%
% of Patients satisfied with the time they had to wait for an appointment	5	6	N/A	89.3%	89.1%	89.0%

* This is based on patients treated on this contract for their most recent course of treatment. Figures in italics indicate the base number of FP17s or Patient Questionnaire responses are less than 100. N/A is shown where the base number of responses is less than 10 during the period. % is calculated as Quantity/Base number*100

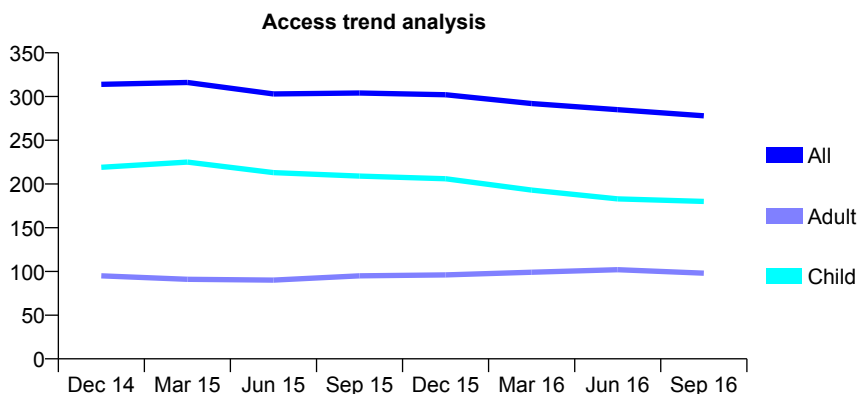
Q60 - Vital Signs At a Glance Contract Report for 136298/0001 - September 2016

Name or company name	MTM Dentistry Ltd
Contract type name	GDS Contract
Purpose of contract	General
Contract start date	01/04/2010
Contract end date	

16/17 Contracted general activity (UDA)	800
Carry forward general activity (UDA)	0
16/17 Contracted orthodontic activity (UOA)	0
Carry forward orthodontic activity (UOA)	0
Baseline contract value	£20,897.79

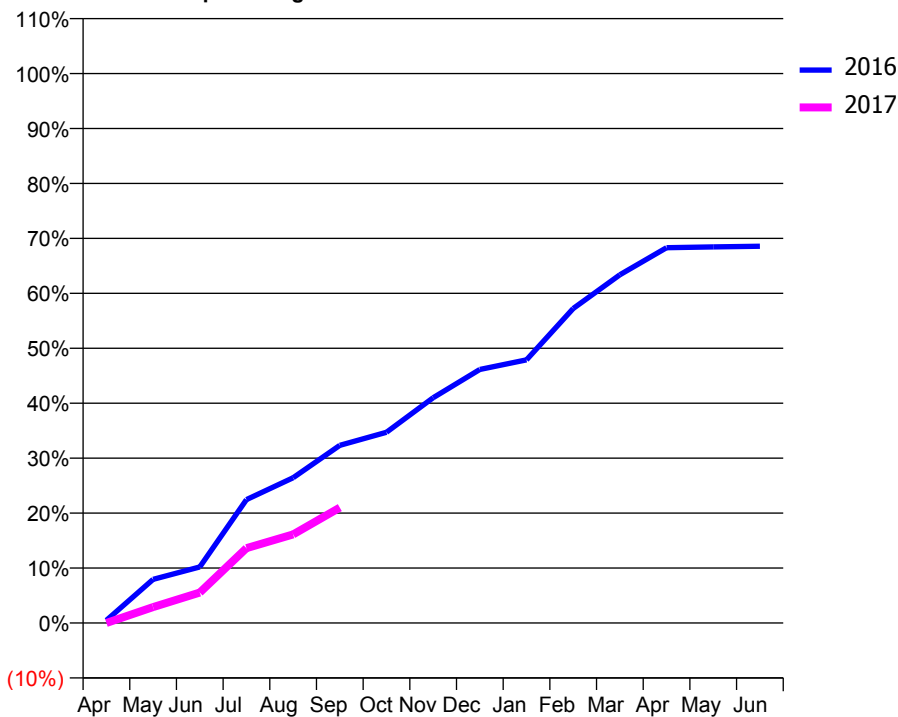
ACCESS*

Patients seen in 24 months	Total	Change since previous quarter
Quarter ending September 2015	304	
Quarter ending December 2015	302	→
Quarter ending March 2016	292	↓
Quarter ending June 2016	285	↓
Quarter ending September 2016	278	↓
Variance since September 2015	(8.6%)	↓



ACTIVITY

Cumulative percentage of contracted UDA delivered 2016 & 2017



Adjusted Scheduled Activity (UDA)

Month	2016	2017
April	4	0
May	64	23
June	82	44
July	180	109
August	212	129
September	259	168
October	278	
November	328	
December	369	
January	383	
February	458	
March	507	
April	546	
May	548	
June	549	

QUALITY

	Quantity	Base Number	Contract	AT	Region	England
% of FP17s for the same patient ID Re-attending within 3 months - Children	6	123	4.9%	10.4%	12.0%	12.4%
% of FP17s for the same patient ID Re-attending within 3 months - Adults	2	49	4.1%	14.2%	15.9%	16.7%
% of FP17s for the same patient ID Re-attending between 3 & 9 months - Children	94	123	76.4%	59.3%	58.6%	57.4%
% of FP17s for the same patient ID Re-attending between 3 & 9 months - Adults	29	49	59.2%	54.4%	51.6%	50.5%
% of FP17s for Band 1 Urgent Courses	5	139	3.6%	6.9%	8.0%	9.1%
% of FP17s Relating to Free Repair or Replacements	0	139	0.0%	0.9%	0.8%	0.8%
% of FP17s Relating to Continuations	0	139	0.0%	1.4%	1.3%	1.3%
% of Patients satisfied with the dentistry they have received	0	0	N/A	93.2%	93.1%	93.2%
% of Patients satisfied with the time they had to wait for an appointment	0	0	N/A	89.3%	89.1%	89.0%

* This is based on patients treated on this contract for their most recent course of treatment. Figures in italics indicate the base number of FP17s or Patient Questionnaire responses are less than 100. N/A is shown where the base number of responses is less than 10 during the period. % is calculated as Quantity/Base number*100

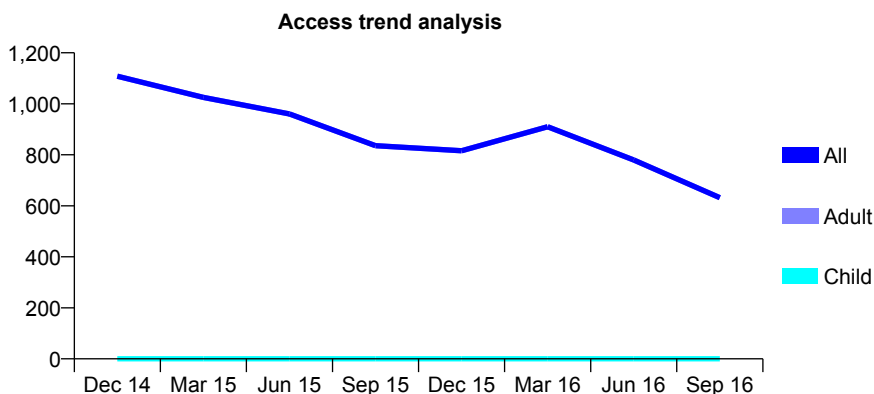
Q60 - Vital Signs At a Glance Contract Report for 137464/0001 - September 2016

Name or company name	Worcestershire Health & Care Trust
Contract type name	PDS Contract
Purpose of contract	General
Contract start date	09/05/2012
Contract end date	

16/17 Contracted general activity (UDA)	4,946
Carry forward general activity (UDA)	0
16/17 Contracted orthodontic activity (UOA)	0
Carry forward orthodontic activity (UOA)	0
Baseline contract value	£0.00

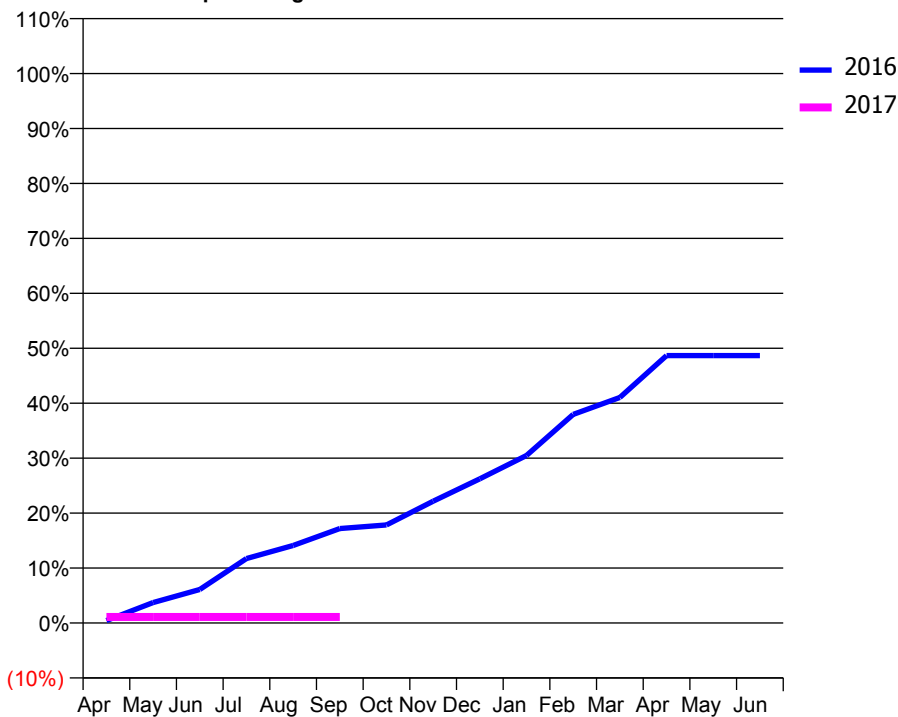
ACCESS*

Patients seen in 24 months	Total	Change since previous quarter
Quarter ending September 2015	836	
Quarter ending December 2015	816	↓
Quarter ending March 2016	910	↑
Quarter ending June 2016	780	↓
Quarter ending September 2016	632	↓
Variance since September 2015	(24.4%)	↓



ACTIVITY

Cumulative percentage of contracted UDA delivered 2016 & 2017



Month	Adjusted Scheduled Activity (UDA)	
	2016	2017
April	22	55
May	185	55
June	302	55
July	581	55
August	698	55
September	850	55
October	882	
November	1,097	
December	1,298	
January	1,508	
February	1,878	
March	2,030	
April	2,407	
May	2,407	
June	2,407	

QUALITY

	Quantity	Base Number	Contract	AT	Region	England
% of FP17s for the same patient ID Re-attending within 3 months - Children	0	0	N/A	10.4%	12.0%	12.4%
% of FP17s for the same patient ID Re-attending within 3 months - Adults	3	100	3.0%	14.2%	15.9%	16.7%
% of FP17s for the same patient ID Re-attending between 3 & 9 months - Children	0	0	N/A	59.3%	58.6%	57.4%
% of FP17s for the same patient ID Re-attending between 3 & 9 months - Adults	3	100	3.0%	54.4%	51.6%	50.5%
% of FP17s for Band 1 Urgent Courses	0	7	0.0%	6.9%	8.0%	9.1%
% of FP17s Relating to Free Repair or Replacements	0	7	0.0%	0.9%	0.8%	0.8%
% of FP17s Relating to Continuations	0	7	0.0%	1.4%	1.3%	1.3%
% of Patients satisfied with the dentistry they have received	0	0	N/A	93.2%	93.1%	93.2%
% of Patients satisfied with the time they had to wait for an appointment	0	0	N/A	89.3%	89.1%	89.0%

* This is based on patients treated on this contract for their most recent course of treatment. Figures in italics indicate the base number of FP17s or Patient Questionnaire responses are less than 100. N/A is shown where the base number of responses is less than 10 during the period. % is calculated as Quantity/Base number*100

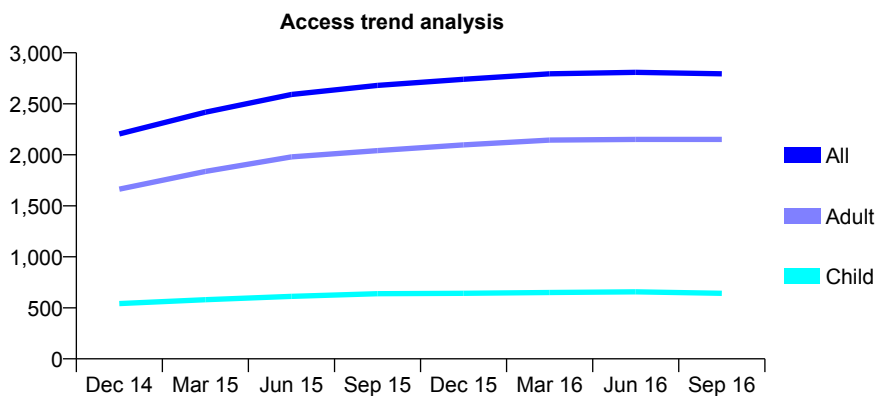
Q60 - Vital Signs At a Glance Contract Report for 138584/0001 - September 2016

Name or company name	SM Dental Care
Contract type name	GDS Contract
Purpose of contract	General
Contract start date	01/04/2014
Contract end date	

16/17 Contracted general activity (UDA)	6,567
Carry forward general activity (UDA)	-105
16/17 Contracted orthodontic activity (UOA)	0
Carry forward orthodontic activity (UOA)	0
Baseline contract value	£135,977.21

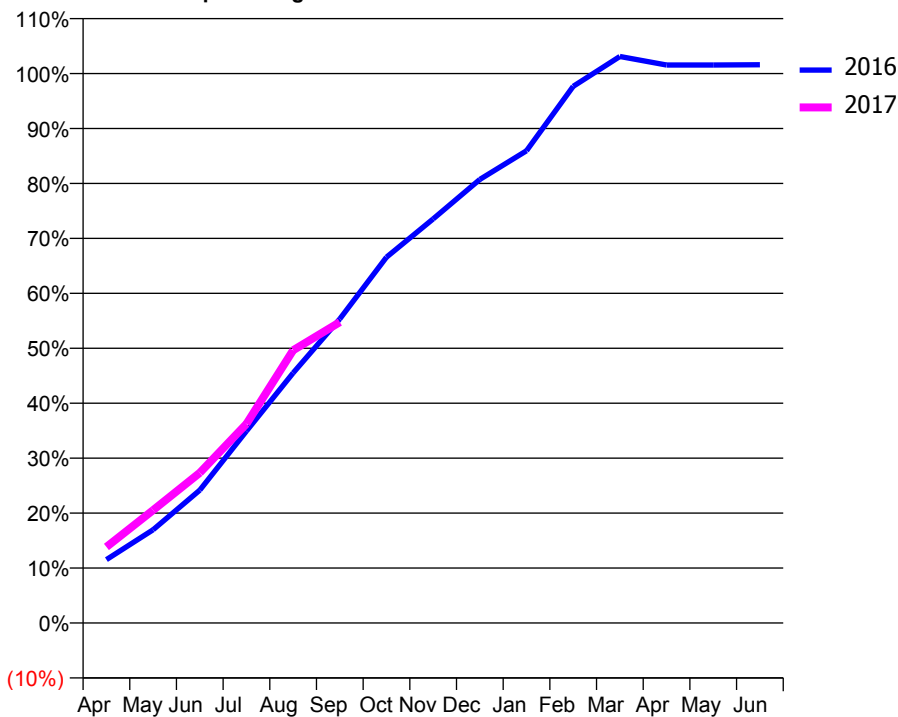
ACCESS*

Patients seen in 24 months	Total	Change since previous quarter
Quarter ending September 2015	2,680	
Quarter ending December 2015	2,741	↑
Quarter ending March 2016	2,794	→
Quarter ending June 2016	2,808	→
Quarter ending September 2016	2,794	→
Variance since September 2015	4.3%	↑



ACTIVITY

Cumulative percentage of contracted UDA delivered 2016 & 2017



Month	Adjusted Scheduled Activity (UDA)	
	2016	2017
April	757	909
May	1,115	1,350
June	1,587	1,795
July	2,294	2,381
August	2,989	3,259
September	3,634	3,596
October	4,371	
November	4,829	
December	5,300	
January	5,644	
February	6,413	
March	6,770	
April	6,668	
May	6,668	
June	6,672	

QUALITY

	Quantity	Base Number	Contract	AT	Region	England
% of FP17s for the same patient ID Re-attending within 3 months - Children	35	514	6.8%	10.4%	12.0%	12.4%
% of FP17s for the same patient ID Re-attending within 3 months - Adults	212	1,682	12.6%	14.2%	15.9%	16.7%
% of FP17s for the same patient ID Re-attending between 3 & 9 months - Children	341	514	66.3%	59.3%	58.6%	57.4%
% of FP17s for the same patient ID Re-attending between 3 & 9 months - Adults	1,041	1,682	61.9%	54.4%	51.6%	50.5%
% of FP17s for Band 1 Urgent Courses	56	1,764	3.2%	6.9%	8.0%	9.1%
% of FP17s Relating to Free Repair or Replacements	5	1,764	0.3%	0.9%	0.8%	0.8%
% of FP17s Relating to Continuations	66	1,764	3.7%	1.4%	1.3%	1.3%
% of Patients satisfied with the dentistry they have received	5	6	N/A	93.2%	93.1%	93.2%
% of Patients satisfied with the time they had to wait for an appointment	6	6	N/A	89.3%	89.1%	89.0%

* This is based on patients treated on this contract for their most recent course of treatment. Figures in italics indicate the base number of FP17s or Patient Questionnaire responses are less than 100. N/A is shown where the base number of responses is less than 10 during the period. % is calculated as Quantity/Base number*100

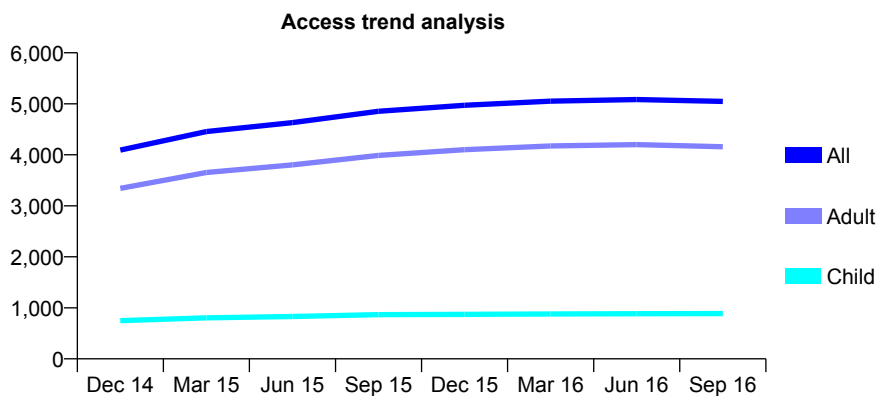
Q60 - Vital Signs At a Glance Contract Report for 138584/0002 - September 2016

Name or company name	SM Dental Care
Contract type name	GDS Contract
Purpose of contract	General
Contract start date	01/04/2014
Contract end date	

16/17 Contracted general activity (UDA)	16,106
Carry forward general activity (UDA)	-44
16/17 Contracted orthodontic activity (UOA)	0
Carry forward orthodontic activity (UOA)	0
Baseline contract value	£301,559.16

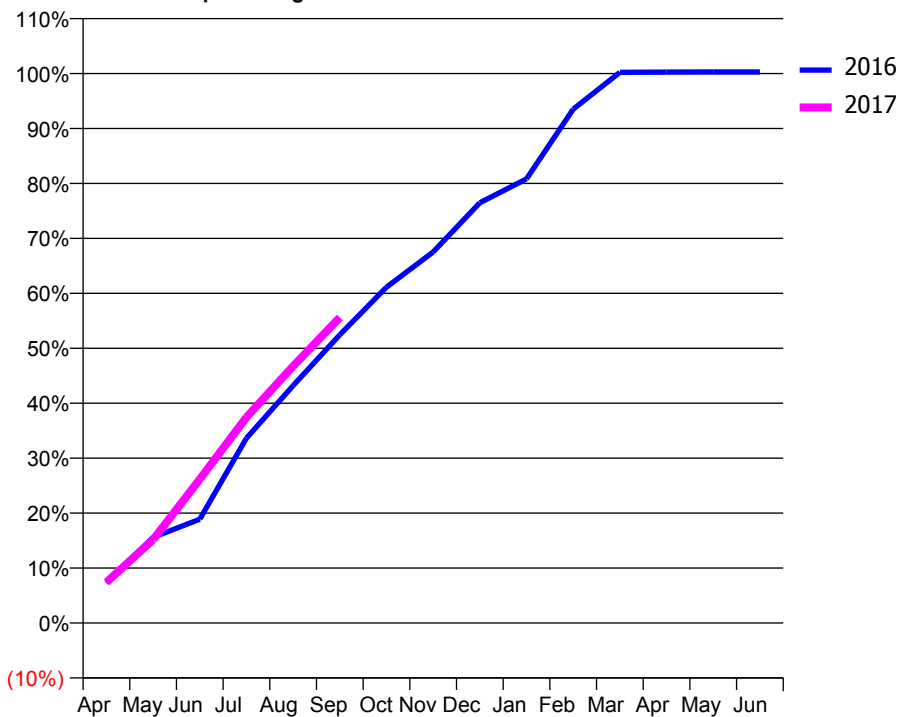
ACCESS*

Patients seen in 24 months	Total	Change since previous quarter
Quarter ending September 2015	4,854	
Quarter ending December 2015	4,972	↑
Quarter ending March 2016	5,052	→
Quarter ending June 2016	5,083	→
Quarter ending September 2016	5,046	→
Variance since September 2015	4.0%	↑



ACTIVITY

Cumulative percentage of contracted UDA delivered 2016 & 2017



Month	Adjusted Scheduled Activity (UDA)	
	2016	2017
April	1,172	1,195
May	2,505	2,446
June	3,034	4,216
July	5,405	6,032
August	6,942	7,528
September	8,429	8,957
October	9,820	
November	10,851	
December	12,292	
January	12,989	
February	15,026	
March	16,103	
April	16,112	
May	16,114	
June	16,114	

QUALITY

	Quantity	Base Number	Contract	AT	Region	England
% of FP17s for the same patient ID Re-attending within 3 months - Children	51	772	6.6%	10.4%	12.0%	12.4%
% of FP17s for the same patient ID Re-attending within 3 months - Adults	506	3,457	14.6%	14.2%	15.9%	16.7%
% of FP17s for the same patient ID Re-attending between 3 & 9 months - Children	550	772	71.2%	59.3%	58.6%	57.4%
% of FP17s for the same patient ID Re-attending between 3 & 9 months - Adults	2,202	3,457	63.7%	54.4%	51.6%	50.5%
% of FP17s for Band 1 Urgent Courses	139	4,224	3.3%	6.9%	8.0%	9.1%
% of FP17s Relating to Free Repair or Replacements	30	4,224	0.7%	0.9%	0.8%	0.8%
% of FP17s Relating to Continuations	176	4,224	4.2%	1.4%	1.3%	1.3%
% of Patients satisfied with the dentistry they have received	6	6	N/A	93.2%	93.1%	93.2%
% of Patients satisfied with the time they had to wait for an appointment	6	6	N/A	89.3%	89.1%	89.0%

* This is based on patients treated on this contract for their most recent course of treatment. Figures in italics indicate the base number of FP17s or Patient Questionnaire responses are less than 100. N/A is shown where the base number of responses is less than 10 during the period. % is calculated as Quantity/Base number*100

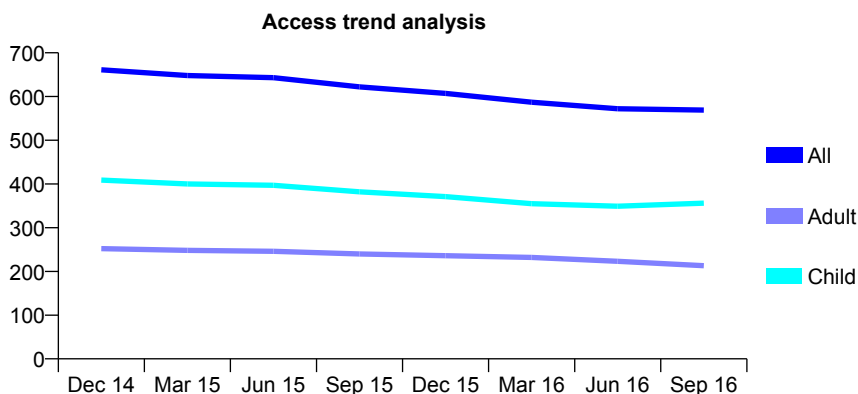
Q60 - Vital Signs At a Glance Contract Report for 139769/0001 - September 2016

Name or company name	Winchester House Dental Practice
Contract type name	GDS Contract
Purpose of contract	General
Contract start date	01/01/2009
Contract end date	

16/17 Contracted general activity (UDA)	1,800
Carry forward general activity (UDA)	0
16/17 Contracted orthodontic activity (UOA)	0
Carry forward orthodontic activity (UOA)	0
Baseline contract value	£41,672.97

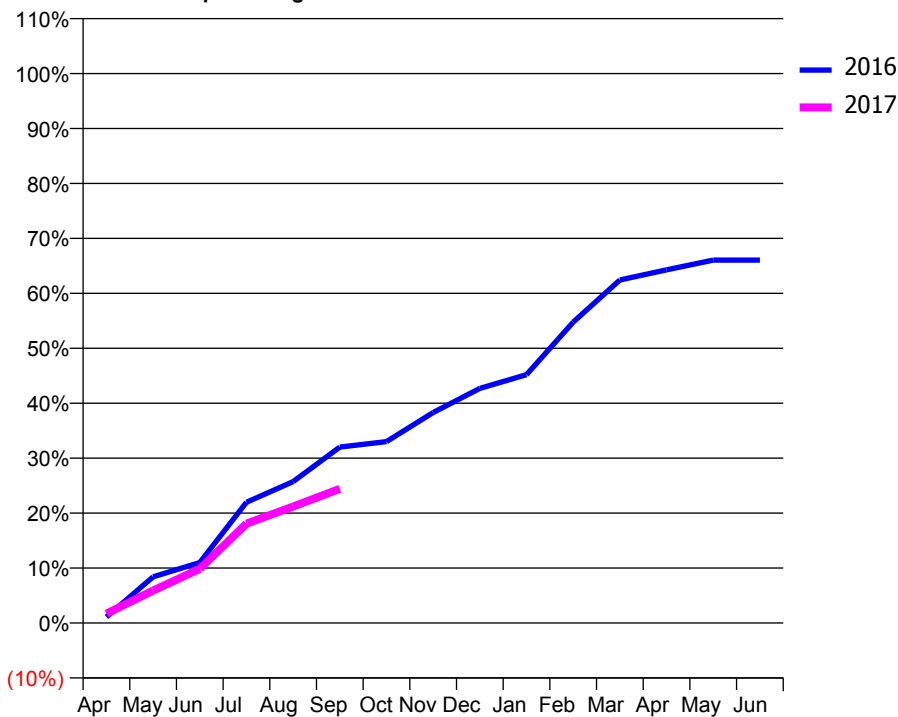
ACCESS*

Patients seen in 24 months	Total	Change since previous quarter
Quarter ending September 2015	622	
Quarter ending December 2015	607	↓
Quarter ending March 2016	587	↓
Quarter ending June 2016	572	↓
Quarter ending September 2016	569	→
Variance since September 2015	(8.5%)	↓



ACTIVITY

Cumulative percentage of contracted UDA delivered 2016 & 2017



Adjusted Scheduled Activity (UDA)

Month	2016	2017
April	20	31
May	151	106
June	198	177
July	396	326
August	463	382
September	576	440
October	594	
November	689	
December	769	
January	814	
February	986	
March	1,124	
April	1,157	
May	1,189	
June	1,189	

QUALITY

	Quantity	Base Number	Contract	AT	Region	England
% of FP17s for the same patient ID Re-attending within 3 months - Children	27	272	9.9%	10.4%	12.0%	12.4%
% of FP17s for the same patient ID Re-attending within 3 months - Adults	18	112	16.1%	14.2%	15.9%	16.7%
% of FP17s for the same patient ID Re-attending between 3 & 9 months - Children	161	272	59.2%	59.3%	58.6%	57.4%
% of FP17s for the same patient ID Re-attending between 3 & 9 months - Adults	42	112	37.5%	54.4%	51.6%	50.5%
% of FP17s for Band 1 Urgent Courses	3	331	0.9%	6.9%	8.0%	9.1%
% of FP17s Relating to Free Repair or Replacements	0	331	0.0%	0.9%	0.8%	0.8%
% of FP17s Relating to Continuations	11	331	3.3%	1.4%	1.3%	1.3%
% of Patients satisfied with the dentistry they have received	4	5	N/A	93.2%	93.1%	93.2%
% of Patients satisfied with the time they had to wait for an appointment	5	5	N/A	89.3%	89.1%	89.0%

* This is based on patients treated on this contract for their most recent course of treatment. Figures in italics indicate the base number of FP17s or Patient Questionnaire responses are less than 100. N/A is shown where the base number of responses is less than 10 during the period. % is calculated as Quantity/Base number*100

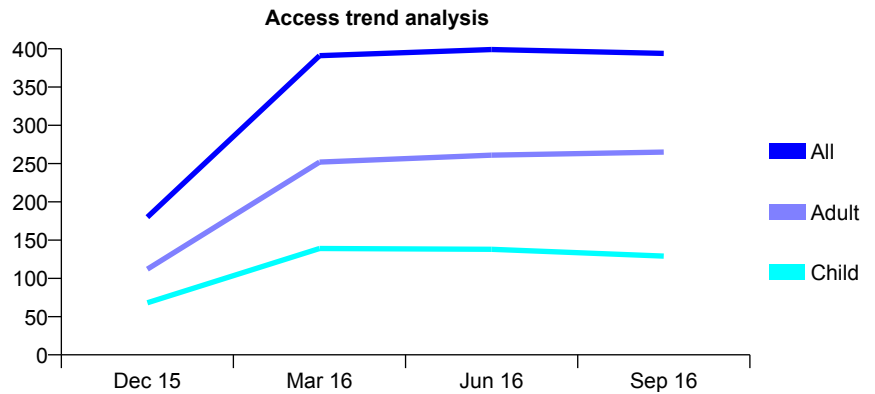
Q60 - Vital Signs At a Glance Contract Report for 139858/0001 - September 2016

Name or company name	SpaDental Whitchurch LLP
Contract type name	GDS Contract
Purpose of contract	General
Contract start date	01/10/2015
Contract end date	

16/17 Contracted general activity (UDA)	2,300
Carry forward general activity (UDA)	0
16/17 Contracted orthodontic activity (UOA)	0
Carry forward orthodontic activity (UOA)	0
Baseline contract value	£48,312.40

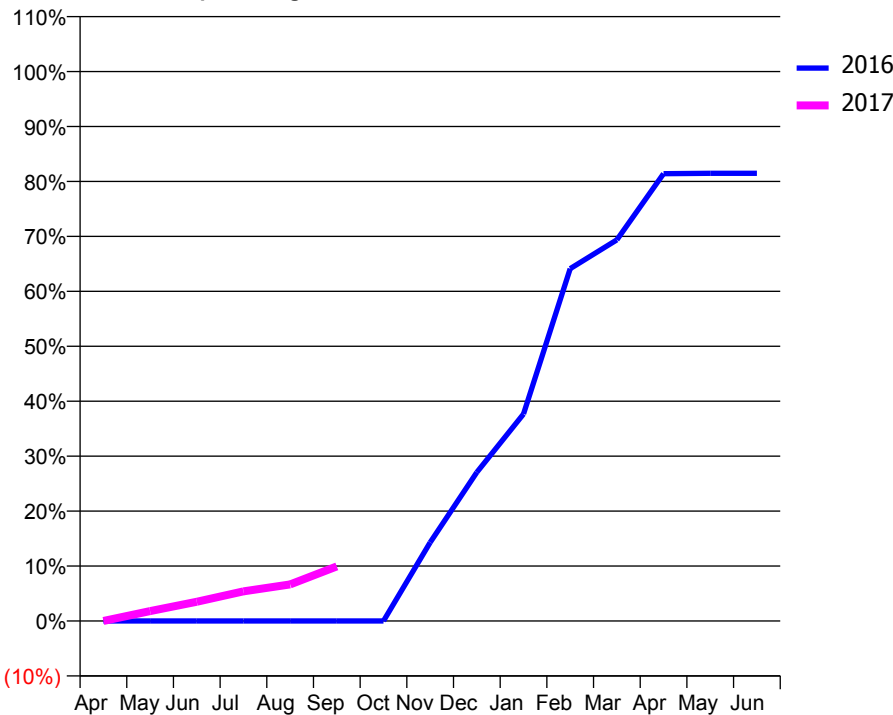
ACCESS*

Patients seen in 24 months	Total	Change since previous quarter
Quarter ending September 2015	0	
Quarter ending December 2015	180	↑
Quarter ending March 2016	391	↑
Quarter ending June 2016	399	↑
Quarter ending September 2016	394	↓
Variance since September 2015	N/A	



ACTIVITY

Cumulative percentage of contracted UDA delivered 2016 & 2017



Month	Adjusted Scheduled Activity (UDA)	
	2016	2017
April	0	0
May	0	41
June	0	80
July	0	124
August	0	153
September	0	229
October	0	
November	162	
December	306	
January	426	
February	725	
March	784	
April	920	
May	921	
June	921	

QUALITY

	Quantity	Base Number	Contract	AT	Region	England
% of FP17s for the same patient ID Re-attending within 3 months - Children	6	53	11.3%	10.4%	12.0%	12.4%
% of FP17s for the same patient ID Re-attending within 3 months - Adults	27	142	19.0%	14.2%	15.9%	16.7%
% of FP17s for the same patient ID Re-attending between 3 & 9 months - Children	30	53	56.6%	59.3%	58.6%	57.4%
% of FP17s for the same patient ID Re-attending between 3 & 9 months - Adults	50	142	35.2%	54.4%	51.6%	50.5%
% of FP17s for Band 1 Urgent Courses	33	108	30.6%	6.9%	8.0%	9.1%
% of FP17s Relating to Free Repair or Replacements	0	108	0.0%	0.9%	0.8%	0.8%
% of FP17s Relating to Continuations	0	108	0.0%	1.4%	1.3%	1.3%
% of Patients satisfied with the dentistry they have received	0	0	N/A	93.2%	93.1%	93.2%
% of Patients satisfied with the time they had to wait for an appointment	0	0	N/A	89.3%	89.1%	89.0%

* This is based on patients treated on this contract for their most recent course of treatment. Figures in italics indicate the base number of FP17s or Patient Questionnaire responses are less than 100. N/A is shown where the base number of responses is less than 10 during the period. % is calculated as Quantity/Base number*100

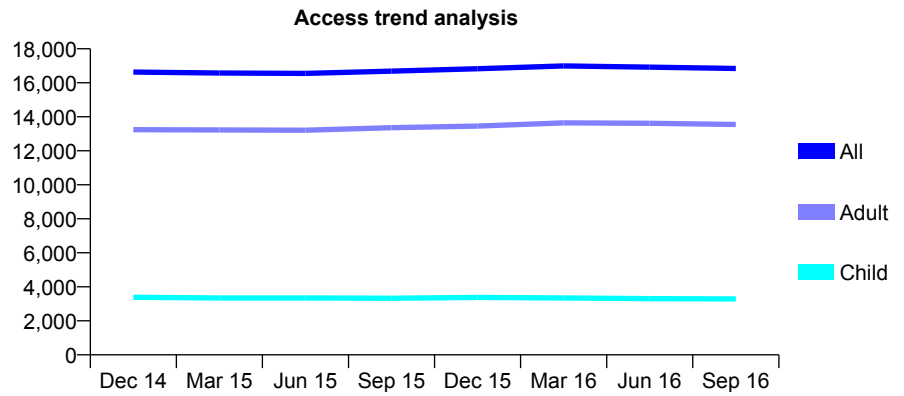
Q60 - Vital Signs At a Glance Contract Report for 139920/0001 - September 2016

Name or company name	Shelton Dental Centre
Contract type name	GDS Contract
Purpose of contract	General and Orthodontic
Contract start date	01/04/2012
Contract end date	

16/17 Contracted general activity (UDA)	47,905
Carry forward general activity (UDA)	0
16/17 Contracted orthodontic activity (UOA)	937
Carry forward orthodontic activity (UOA)	0
Baseline contract value	£1,139,216.87

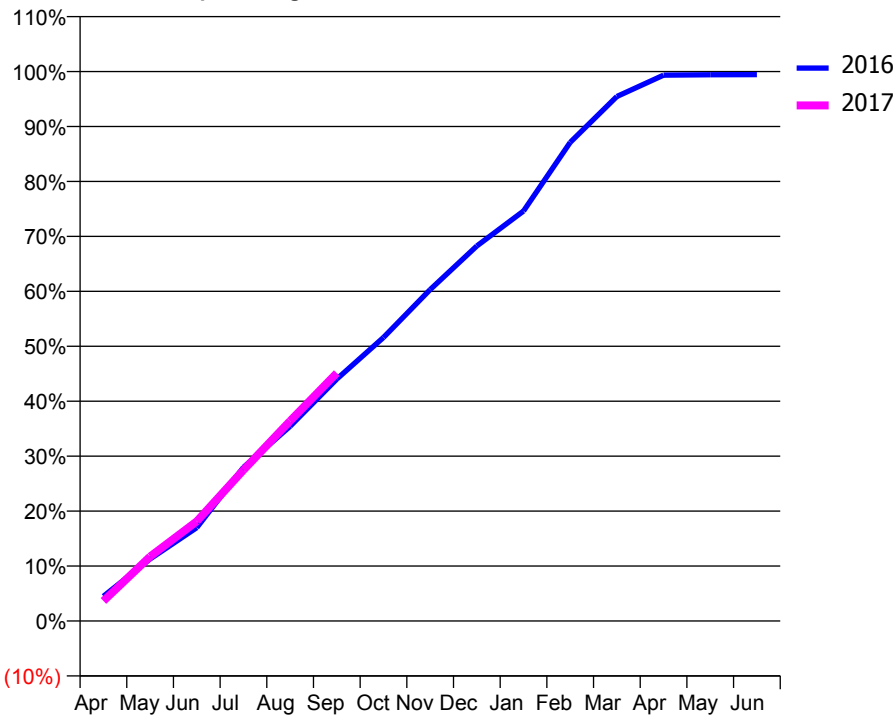
ACCESS*

Patients seen in 24 months	Total	Change since previous quarter
Quarter ending September 2015	16,685	
Quarter ending December 2015	16,830	→
Quarter ending March 2016	16,989	→
Quarter ending June 2016	16,924	→
Quarter ending September 2016	16,840	→
Variance since September 2015	0.9%	→



ACTIVITY

Cumulative percentage of contracted UDA delivered 2016 & 2017



Month	Adjusted Scheduled Activity (UDA)	
	2016	2017
April	2,160	1,753
May	5,407	5,615
June	8,149	8,686
July	13,392	13,162
August	16,979	17,438
September	21,088	21,620
October	24,718	
November	28,896	
December	32,701	
January	35,744	
February	41,734	
March	45,724	
April	47,588	
May	47,625	
June	47,631	

QUALITY

	Quantity	Base Number	Contract	AT	Region	England
% of FP17s for the same patient ID Re-attending within 3 months - Children	264	2,812	9.4%	10.4%	12.0%	12.4%
% of FP17s for the same patient ID Re-attending within 3 months - Adults	1,277	10,738	11.9%	14.2%	15.9%	16.7%
% of FP17s for the same patient ID Re-attending between 3 & 9 months - Children	1,818	2,812	64.7%	59.3%	58.6%	57.4%
% of FP17s for the same patient ID Re-attending between 3 & 9 months - Adults	7,292	10,738	67.9%	54.4%	51.6%	50.5%
% of FP17s for Band 1 Urgent Courses	676	12,421	5.4%	6.9%	8.0%	9.1%
% of FP17s Relating to Free Repair or Replacements	83	12,421	0.7%	0.9%	0.8%	0.8%
% of FP17s Relating to Continuations	272	12,421	2.2%	1.4%	1.3%	1.3%
% of Patients satisfied with the dentistry they have received	17	20	85.0%	93.2%	93.1%	93.2%
% of Patients satisfied with the time they had to wait for an appointment	18	20	90.0%	89.3%	89.1%	89.0%

* This is based on patients treated on this contract for their most recent course of treatment. Figures in italics indicate the base number of FP17s or Patient Questionnaire responses are less than 100. N/A is shown where the base number of responses is less than 10 during the period. % is calculated as Quantity/Base number*100

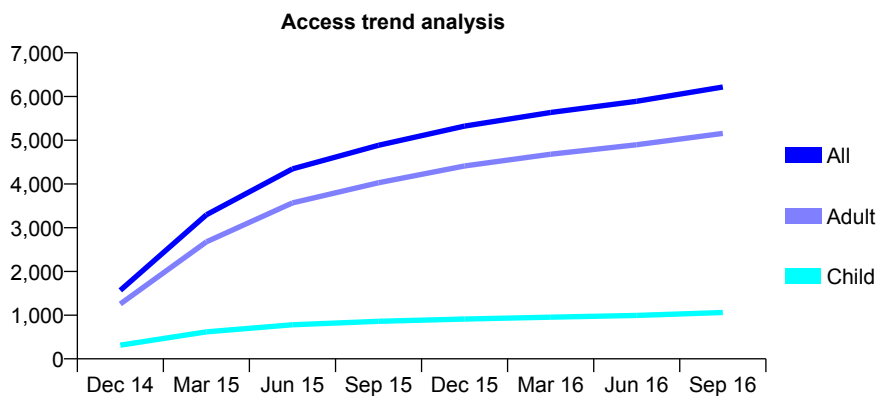
Q60 - Vital Signs At a Glance Contract Report for 140015/0001 - September 2016

Name or company name	Shropshire Dental Limited
Contract type name	GDS Contract
Purpose of contract	General and Orthodontic
Contract start date	01/10/2014
Contract end date	

16/17 Contracted general activity (UDA)	15,278
Carry forward general activity (UDA)	0
16/17 Contracted orthodontic activity (UOA)	981
Carry forward orthodontic activity (UOA)	0
Baseline contract value	£435,219.80

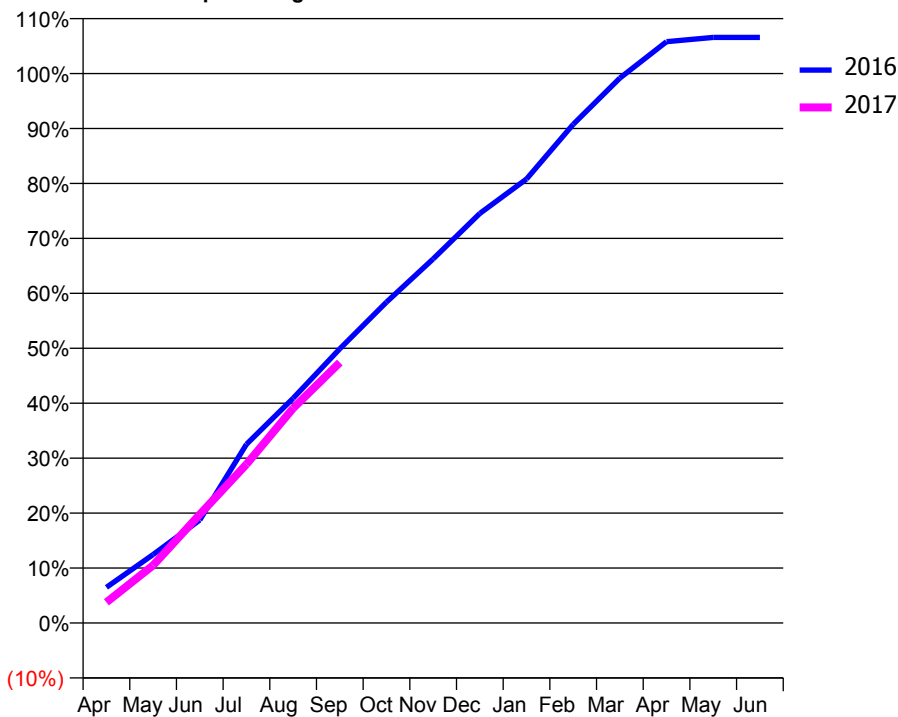
ACCESS*

Patients seen in 24 months	Total	Change since previous quarter
Quarter ending September 2015	4,885	
Quarter ending December 2015	5,323	↑
Quarter ending March 2016	5,634	↑
Quarter ending June 2016	5,890	↑
Quarter ending September 2016	6,217	↑
Variance since September 2015	27.3%	↑



ACTIVITY

Cumulative percentage of contracted UDA delivered 2016 & 2017



Adjusted Scheduled Activity (UDA)

Month	2016	2017
April	990	578
May	1,905	1,602
June	2,864	3,020
July	4,971	4,413
August	6,250	5,972
September	7,626	7,241
October	8,921	
November	10,124	
December	11,387	
January	12,346	
February	13,863	
March	15,151	
April	16,163	
May	16,283	
June	16,283	

QUALITY

	Quantity	Base Number	Contract	AT	Region	England
% of FP17s for the same patient ID Re-attending within 3 months - Children	52	910	5.7%	10.4%	12.0%	12.4%
% of FP17s for the same patient ID Re-attending within 3 months - Adults	156	3,631	4.3%	14.2%	15.9%	16.7%
% of FP17s for the same patient ID Re-attending between 3 & 9 months - Children	546	910	60.0%	59.3%	58.6%	57.4%
% of FP17s for the same patient ID Re-attending between 3 & 9 months - Adults	2,237	3,631	61.6%	54.4%	51.6%	50.5%
% of FP17s for Band 1 Urgent Courses	85	3,941	2.2%	6.9%	8.0%	9.1%
% of FP17s Relating to Free Repair or Replacements	2	3,941	0.1%	0.9%	0.8%	0.8%
% of FP17s Relating to Continuations	0	3,941	0.0%	1.4%	1.3%	1.3%
% of Patients satisfied with the dentistry they have received	61	63	96.8%	93.2%	93.1%	93.2%
% of Patients satisfied with the time they had to wait for an appointment	61	63	96.8%	89.3%	89.1%	89.0%

* This is based on patients treated on this contract for their most recent course of treatment. Figures in italics indicate the base number of FP17s or Patient Questionnaire responses are less than 100. N/A is shown where the base number of responses is less than 10 during the period. % is calculated as Quantity/Base number*100

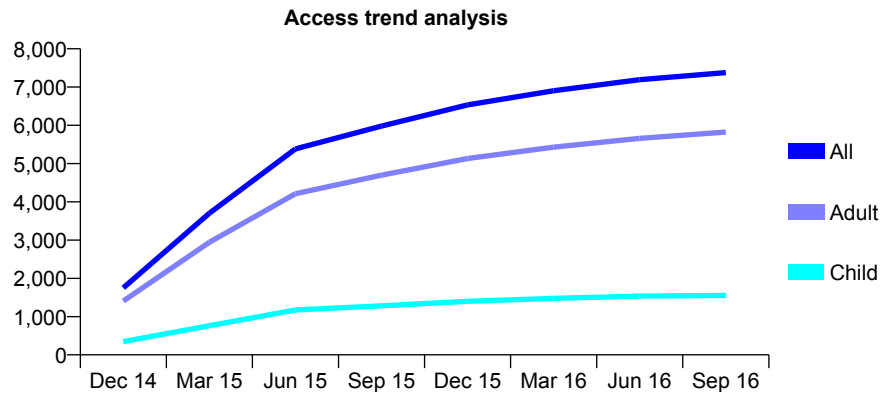
Q60 - Vital Signs At a Glance Contract Report for 140015/0002 - September 2016

Name or company name	Shropshire Dental Limited
Contract type name	GDS Contract
Purpose of contract	General
Contract start date	01/10/2014
Contract end date	

16/17 Contracted general activity (UDA)	18,421
Carry forward general activity (UDA)	0
16/17 Contracted orthodontic activity (UOA)	0
Carry forward orthodontic activity (UOA)	0
Baseline contract value	£560,257.36

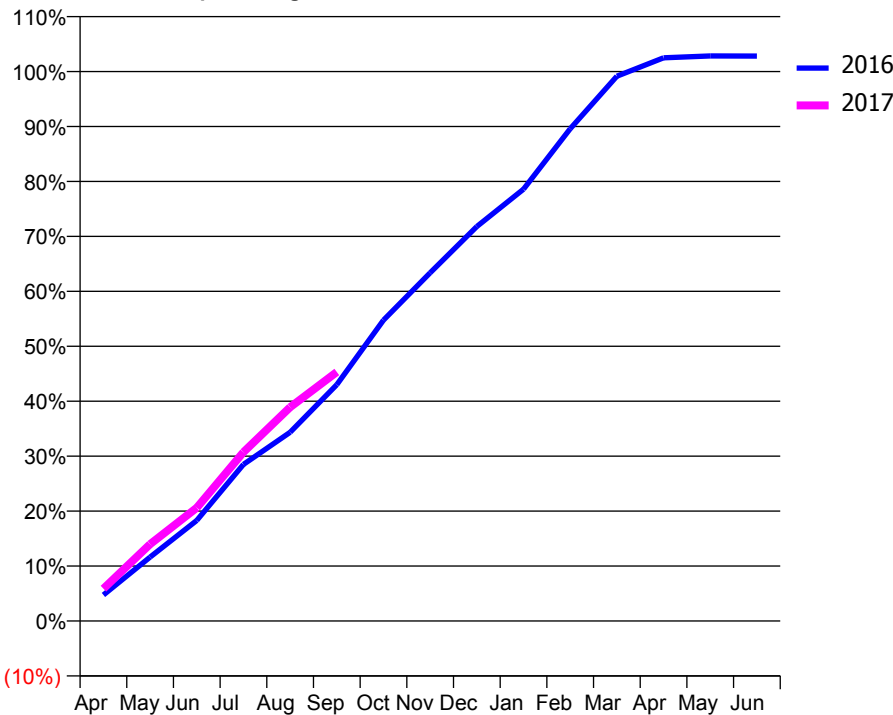
ACCESS*

Patients seen in 24 months	Total	Change since previous quarter
Quarter ending September 2015	5,979	
Quarter ending December 2015	6,533	↑
Quarter ending March 2016	6,904	↑
Quarter ending June 2016	7,193	↑
Quarter ending September 2016	7,377	↑
Variance since September 2015	23.4%	↑



ACTIVITY

Cumulative percentage of contracted UDA delivered 2016 & 2017



Month	Adjusted Scheduled Activity (UDA)	
	2016	2017
April	826	1,082
May	2,028	2,575
June	3,191	3,797
July	4,965	5,663
August	5,986	7,170
September	7,493	8,348
October	9,541	
November	11,042	
December	12,505	
January	13,689	
February	15,605	
March	17,272	
April	17,855	
May	17,913	
June	17,911	

QUALITY

	Quantity	Base Number	Contract	AT	Region	England
% of FP17s for the same patient ID Re-attending within 3 months - Children	25	1,155	2.2%	10.4%	12.0%	12.4%
% of FP17s for the same patient ID Re-attending within 3 months - Adults	171	4,089	4.2%	14.2%	15.9%	16.7%
% of FP17s for the same patient ID Re-attending between 3 & 9 months - Children	746	1,155	64.6%	59.3%	58.6%	57.4%
% of FP17s for the same patient ID Re-attending between 3 & 9 months - Adults	2,840	4,089	69.5%	54.4%	51.6%	50.5%
% of FP17s for Band 1 Urgent Courses	91	4,761	1.9%	6.9%	8.0%	9.1%
% of FP17s Relating to Free Repair or Replacements	4	4,761	0.1%	0.9%	0.8%	0.8%
% of FP17s Relating to Continuations	5	4,761	0.1%	1.4%	1.3%	1.3%
% of Patients satisfied with the dentistry they have received	12	13	92.3%	93.2%	93.1%	93.2%
% of Patients satisfied with the time they had to wait for an appointment	11	13	84.6%	89.3%	89.1%	89.0%

* This is based on patients treated on this contract for their most recent course of treatment. Figures in italics indicate the base number of FP17s or Patient Questionnaire responses are less than 100. N/A is shown where the base number of responses is less than 10 during the period. % is calculated as Quantity/Base number*100

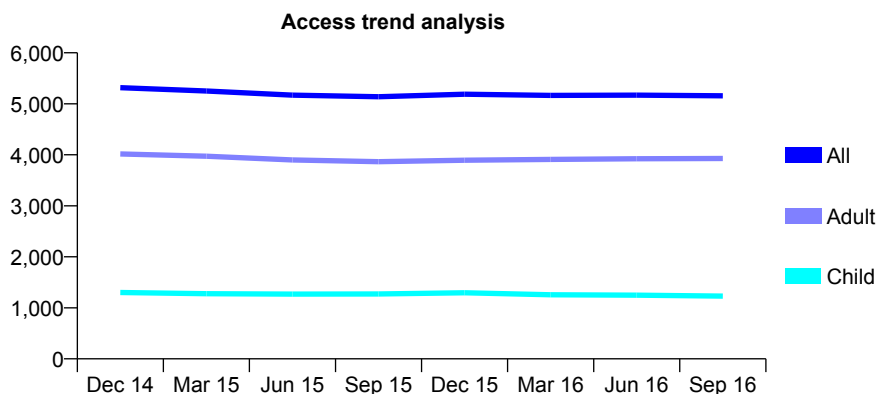
Q60 - Vital Signs At a Glance Contract Report for 140392/0001 - September 2016

Name or company name	Regency House Dental Practice Ltd
Contract type name	GDS Contract
Purpose of contract	General and Orthodontic
Contract start date	01/04/2008
Contract end date	

16/17 Contracted general activity (UDA)	14,694
Carry forward general activity (UDA)	155
16/17 Contracted orthodontic activity (UOA)	1,001
Carry forward orthodontic activity (UOA)	0
Baseline contract value	£449,957.61

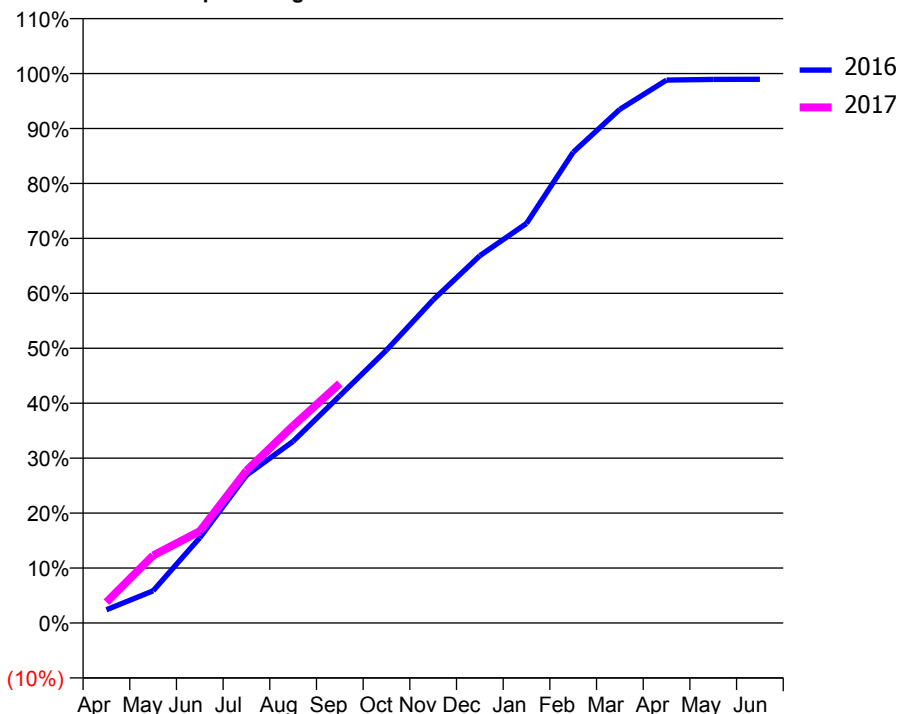
ACCESS*

Patients seen in 24 months	Total	Change since previous quarter
Quarter ending September 2015	5,139	
Quarter ending December 2015	5,188	→
Quarter ending March 2016	5,166	→
Quarter ending June 2016	5,170	→
Quarter ending September 2016	5,158	→
Variance since September 2015	0.4%	→



ACTIVITY

Cumulative percentage of contracted UDA delivered 2016 & 2017



Month	Adjusted Scheduled Activity (UDA)	
	2016	2017
April	354	559
May	862	1,807
June	2,282	2,456
July	3,952	4,075
August	4,860	5,276
September	6,077	6,404
October	7,298	
November	8,641	
December	9,823	
January	10,685	
February	12,590	
March	13,739	
April	14,520	
May	14,536	
June	14,539	

QUALITY

	Quantity	Base Number	Contract	AT	Region	England
% of FP17s for the same patient ID Re-attending within 3 months - Children	166	1,236	13.4%	10.4%	12.0%	12.4%
% of FP17s for the same patient ID Re-attending within 3 months - Adults	528	2,821	18.7%	14.2%	15.9%	16.7%
% of FP17s for the same patient ID Re-attending between 3 & 9 months - Children	709	1,236	57.4%	59.3%	58.6%	57.4%
% of FP17s for the same patient ID Re-attending between 3 & 9 months - Adults	1,340	2,821	47.5%	54.4%	51.6%	50.5%
% of FP17s for Band 1 Urgent Courses	361	3,546	10.2%	6.9%	8.0%	9.1%
% of FP17s Relating to Free Repair or Replacements	63	3,546	1.8%	0.9%	0.8%	0.8%
% of FP17s Relating to Continuations	31	3,546	0.9%	1.4%	1.3%	1.3%
% of Patients satisfied with the dentistry they have received	4	4	N/A	93.2%	93.1%	93.2%
% of Patients satisfied with the time they had to wait for an appointment	4	4	N/A	89.3%	89.1%	89.0%

* This is based on patients treated on this contract for their most recent course of treatment. Figures in italics indicate the base number of FP17s or Patient Questionnaire responses are less than 100. N/A is shown where the base number of responses is less than 10 during the period. % is calculated as Quantity/Base number*100

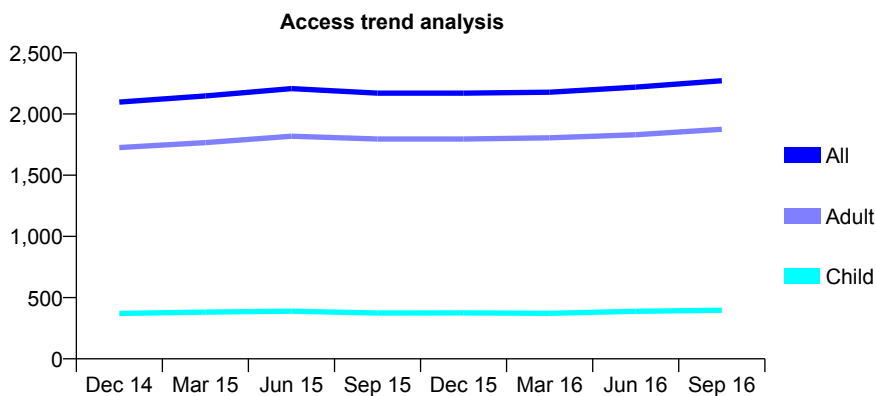
Q60 - Vital Signs At a Glance Contract Report for 140953/0001 - September 2016

Name or company name	Bayston Hill Dental Practice
Contract type name	GDS Contract
Purpose of contract	General
Contract start date	01/07/2013
Contract end date	

16/17 Contracted general activity (UDA)	6,550
Carry forward general activity (UDA)	0
16/17 Contracted orthodontic activity (UOA)	0
Carry forward orthodontic activity (UOA)	0
Baseline contract value	£213,924.14

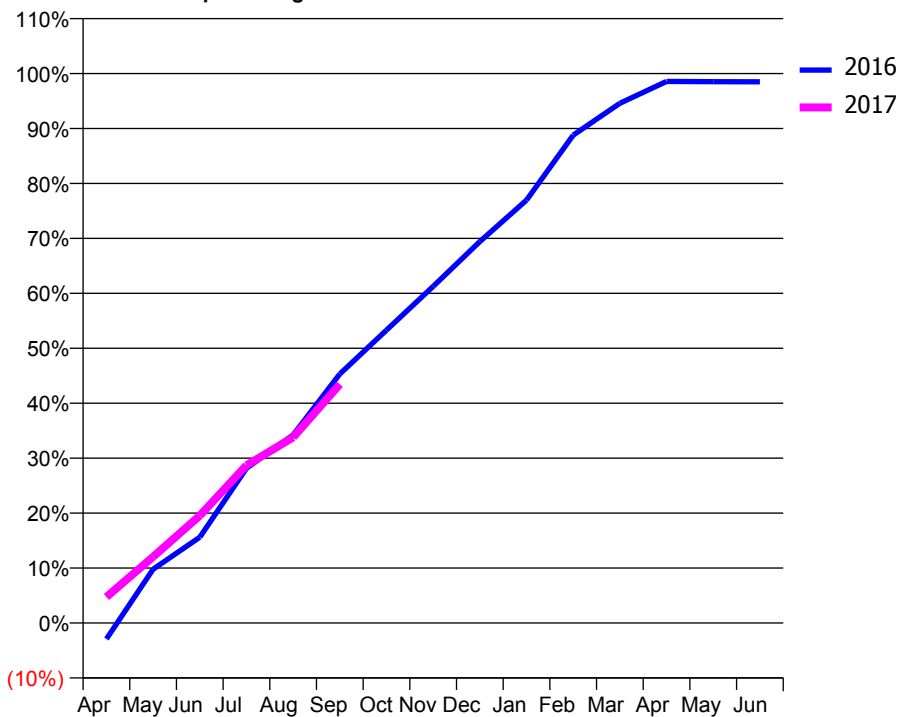
ACCESS*

Patients seen in 24 months	Total	Change since previous quarter
Quarter ending September 2015	2,170	
Quarter ending December 2015	2,171	→
Quarter ending March 2016	2,178	→
Quarter ending June 2016	2,219	→
Quarter ending September 2016	2,272	↑
Variance since September 2015	4.7%	↑



ACTIVITY

Cumulative percentage of contracted UDA delivered 2016 & 2017



Adjusted Scheduled Activity (UDA)

Month	2016	2017
April	-175	311
May	586	790
June	934	1,281
July	1,684	1,880
August	2,047	2,213
September	2,709	2,845
October	3,187	
November	3,663	
December	4,150	
January	4,602	
February	5,308	
March	5,655	
April	5,892	
May	5,890	
June	5,888	

QUALITY

	Quantity	Base Number	Contract	AT	Region	England
% of FP17s for the same patient ID Re-attending within 3 months - Children	23	382	6.0%	10.4%	12.0%	12.4%
% of FP17s for the same patient ID Re-attending within 3 months - Adults	122	1,493	8.2%	14.2%	15.9%	16.7%
% of FP17s for the same patient ID Re-attending between 3 & 9 months - Children	261	382	68.3%	59.3%	58.6%	57.4%
% of FP17s for the same patient ID Re-attending between 3 & 9 months - Adults	955	1,493	64.0%	54.4%	51.6%	50.5%
% of FP17s for Band 1 Urgent Courses	37	1,747	2.1%	6.9%	8.0%	9.1%
% of FP17s Relating to Free Repair or Replacements	10	1,747	0.6%	0.9%	0.8%	0.8%
% of FP17s Relating to Continuations	12	1,747	0.7%	1.4%	1.3%	1.3%
% of Patients satisfied with the dentistry they have received	5	5	N/A	93.2%	93.1%	93.2%
% of Patients satisfied with the time they had to wait for an appointment	5	5	N/A	89.3%	89.1%	89.0%

* This is based on patients treated on this contract for their most recent course of treatment. Figures in italics indicate the base number of FP17s or Patient Questionnaire responses are less than 100. N/A is shown where the base number of responses is less than 10 during the period. % is calculated as Quantity/Base number*100

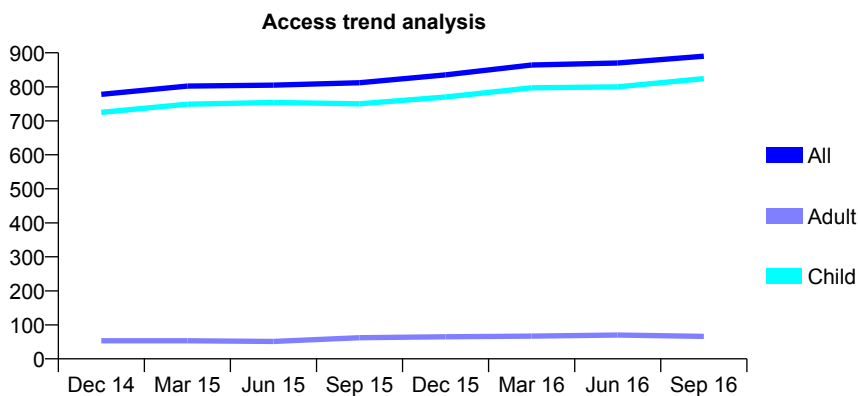
Q60 - Vital Signs At a Glance Contract Report for 141585/0001 - September 2016

Name or company name	Shifnal Dental Practice
Contract type name	GDS Contract
Purpose of contract	General
Contract start date	01/06/2008
Contract end date	

16/17 Contracted general activity (UDA)	2,010
Carry forward general activity (UDA)	0
16/17 Contracted orthodontic activity (UOA)	0
Carry forward orthodontic activity (UOA)	0
Baseline contract value	£41,734.64

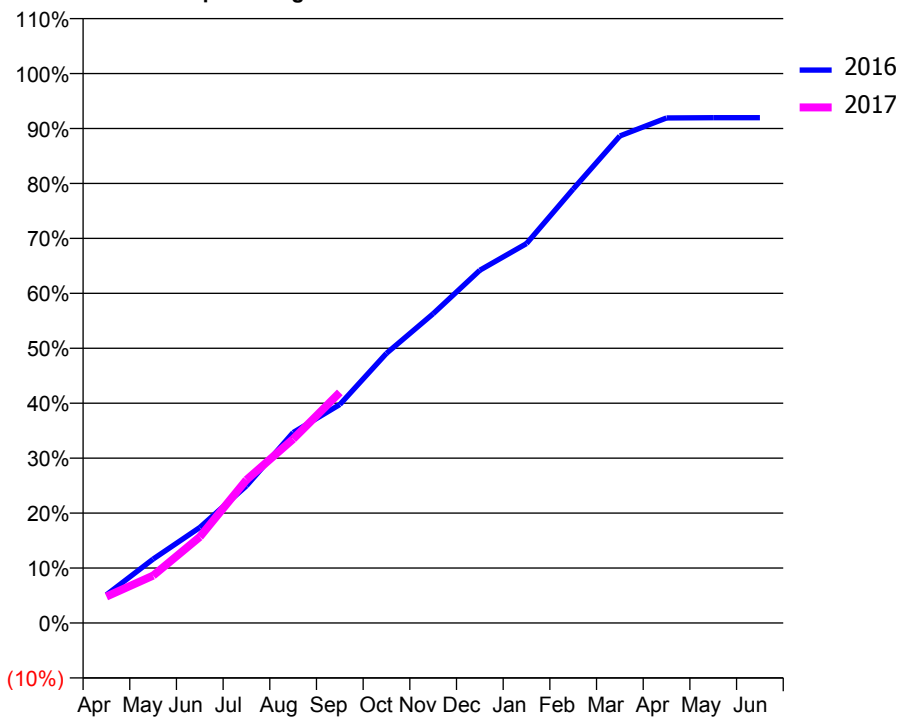
ACCESS*

Patients seen in 24 months	Total	Change since previous quarter
Quarter ending September 2015	812	
Quarter ending December 2015	835	↑
Quarter ending March 2016	864	↑
Quarter ending June 2016	870	→
Quarter ending September 2016	890	↑
Variance since September 2015	9.6%	↑



ACTIVITY

Cumulative percentage of contracted UDA delivered 2016 & 2017



Adjusted Scheduled Activity (UDA)

Month	2016	2017
April	103	97
May	234	173
June	349	315
July	502	524
August	697	673
September	799	844
October	986	
November	1,131	
December	1,291	
January	1,388	
February	1,587	
March	1,782	
April	1,847	
May	1,848	
June	1,848	

QUALITY

	Quantity	Base Number	Contract	AT	Region	England
% of FP17s for the same patient ID Re-attending within 3 months - Children	81	690	11.7%	10.4%	12.0%	12.4%
% of FP17s for the same patient ID Re-attending within 3 months - Adults	0	0	N/A	14.2%	15.9%	16.7%
% of FP17s for the same patient ID Re-attending between 3 & 9 months - Children	431	690	62.5%	59.3%	58.6%	57.4%
% of FP17s for the same patient ID Re-attending between 3 & 9 months - Adults	0	0	N/A	54.4%	51.6%	50.5%
% of FP17s for Band 1 Urgent Courses	19	637	3.0%	6.9%	8.0%	9.1%
% of FP17s Relating to Free Repair or Replacements	1	637	0.2%	0.9%	0.8%	0.8%
% of FP17s Relating to Continuations	0	637	0.0%	1.4%	1.3%	1.3%
% of Patients satisfied with the dentistry they have received	0	0	N/A	93.2%	93.1%	93.2%
% of Patients satisfied with the time they had to wait for an appointment	0	0	N/A	89.3%	89.1%	89.0%

* This is based on patients treated on this contract for their most recent course of treatment. Figures in italics indicate the base number of FP17s or Patient Questionnaire responses are less than 100. N/A is shown where the base number of responses is less than 10 during the period. % is calculated as Quantity/Base number*100

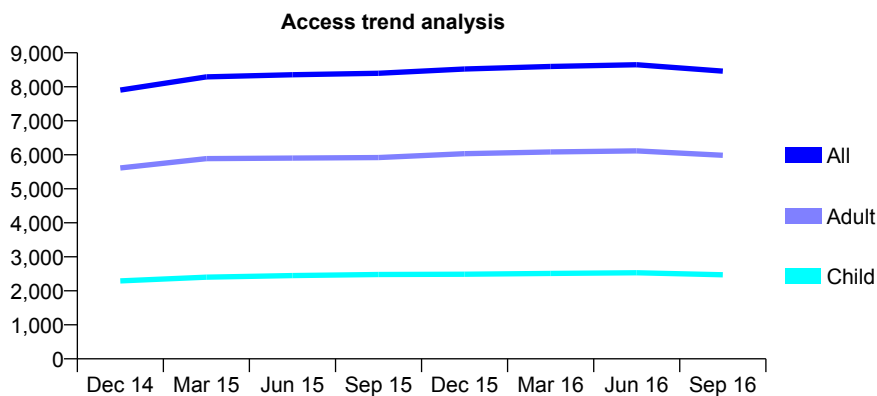
Q60 - Vital Signs At a Glance Contract Report for 142425/0001 - September 2016

Name or company name	Waterloo Dental Practice
Contract type name	GDS Contract
Purpose of contract	General
Contract start date	01/04/2013
Contract end date	

16/17 Contracted general activity (UDA)	25,316
Carry forward general activity (UDA)	0
16/17 Contracted orthodontic activity (UOA)	0
Carry forward orthodontic activity (UOA)	0
Baseline contract value	£694,953.62

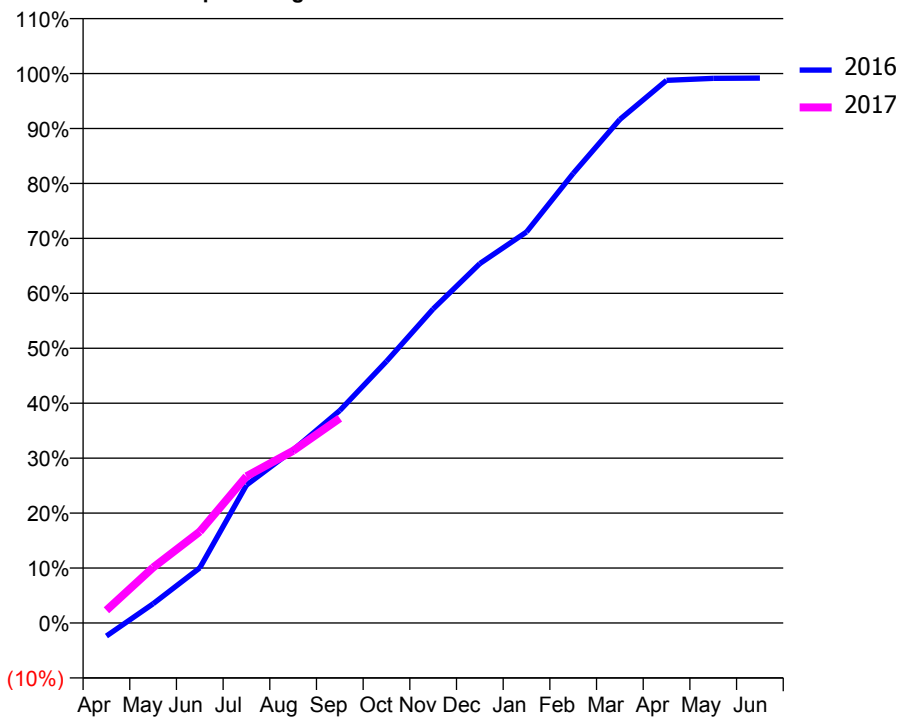
ACCESS*

Patients seen in 24 months	Total	Change since previous quarter
Quarter ending September 2015	8,397	
Quarter ending December 2015	8,524	→
Quarter ending March 2016	8,598	→
Quarter ending June 2016	8,648	→
Quarter ending September 2016	8,460	↓
Variance since September 2015	0.8%	→



ACTIVITY

Cumulative percentage of contracted UDA delivered 2016 & 2017



Month	Adjusted Scheduled Activity (UDA)	
	2016	2017
April	-602	588
May	888	2,557
June	2,543	4,213
July	6,353	6,758
August	7,971	7,935
September	9,788	9,433
October	12,054	
November	14,472	
December	16,557	
January	18,015	
February	20,713	
March	23,200	
April	25,003	
May	25,092	
June	25,107	

QUALITY

	Quantity	Base Number	Contract	AT	Region	England
% of FP17s for the same patient ID Re-attending within 3 months - Children	97	1,548	6.3%	10.4%	12.0%	12.4%
% of FP17s for the same patient ID Re-attending within 3 months - Adults	540	3,877	13.9%	14.2%	15.9%	16.7%
% of FP17s for the same patient ID Re-attending between 3 & 9 months - Children	880	1,548	56.8%	59.3%	58.6%	57.4%
% of FP17s for the same patient ID Re-attending between 3 & 9 months - Adults	2,380	3,877	61.4%	54.4%	51.6%	50.5%
% of FP17s for Band 1 Urgent Courses	140	4,676	3.0%	6.9%	8.0%	9.1%
% of FP17s Relating to Free Repair or Replacements	47	4,676	1.0%	0.9%	0.8%	0.8%
% of FP17s Relating to Continuations	107	4,676	2.3%	1.4%	1.3%	1.3%
% of Patients satisfied with the dentistry they have received	3	4	N/A	93.2%	93.1%	93.2%
% of Patients satisfied with the time they had to wait for an appointment	4	4	N/A	89.3%	89.1%	89.0%

* This is based on patients treated on this contract for their most recent course of treatment. Figures in italics indicate the base number of FP17s or Patient Questionnaire responses are less than 100. N/A is shown where the base number of responses is less than 10 during the period. % is calculated as Quantity/Base number*100

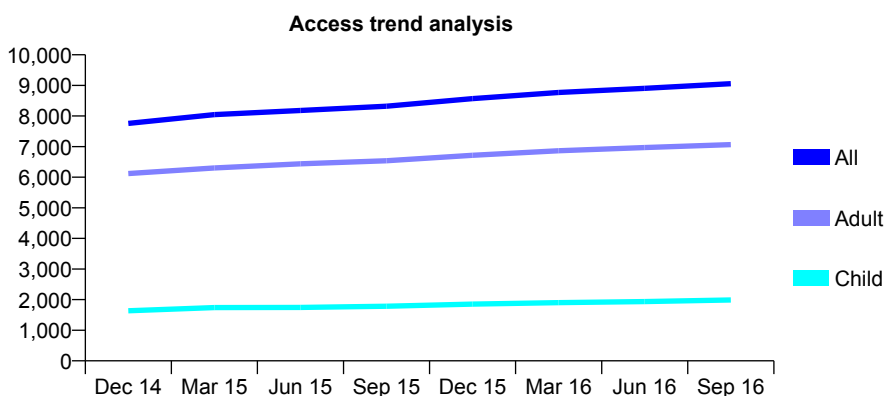
Q60 - Vital Signs At a Glance Contract Report for 143049/0001 - September 2016

Name or company name	Stirchley Dental Practice
Contract type name	GDS Contract
Purpose of contract	General
Contract start date	01/04/2008
Contract end date	

16/17 Contracted general activity (UDA)	44,082
Carry forward general activity (UDA)	0
16/17 Contracted orthodontic activity (UOA)	0
Carry forward orthodontic activity (UOA)	0
Baseline contract value	£1,152,315.40

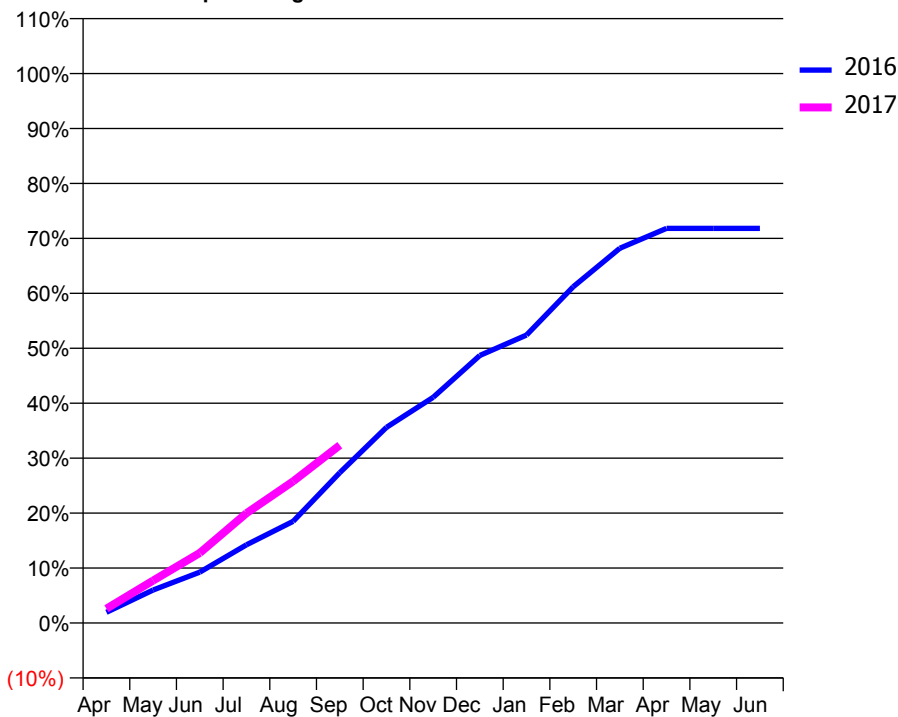
ACCESS*

Patients seen in 24 months	Total	Change since previous quarter
Quarter ending September 2015	8,322	
Quarter ending December 2015	8,569	↑
Quarter ending March 2016	8,769	↑
Quarter ending June 2016	8,904	→
Quarter ending September 2016	9,056	→
Variance since September 2015	8.8%	↑



ACTIVITY

Cumulative percentage of contracted UDA delivered 2016 & 2017



Adjusted Scheduled Activity (UDA)

Month	2016	2017
April	804	1,149
May	2,463	3,412
June	3,804	5,622
July	5,843	8,805
August	7,598	11,361
September	11,240	14,265
October	14,631	
November	16,864	
December	19,995	
January	21,523	
February	25,134	
March	28,012	
April	29,498	
May	29,492	
June	29,492	

QUALITY

	Quantity	Base Number	Contract	AT	Region	England
% of FP17s for the same patient ID Re-attending within 3 months - Children	119	1,715	6.9%	10.4%	12.0%	12.4%
% of FP17s for the same patient ID Re-attending within 3 months - Adults	1,041	5,985	17.4%	14.2%	15.9%	16.7%
% of FP17s for the same patient ID Re-attending between 3 & 9 months - Children	986	1,715	57.5%	59.3%	58.6%	57.4%
% of FP17s for the same patient ID Re-attending between 3 & 9 months - Adults	3,556	5,985	59.4%	54.4%	51.6%	50.5%
% of FP17s for Band 1 Urgent Courses	454	7,059	6.4%	6.9%	8.0%	9.1%
% of FP17s Relating to Free Repair or Replacements	191	7,059	2.7%	0.9%	0.8%	0.8%
% of FP17s Relating to Continuations	164	7,059	2.3%	1.4%	1.3%	1.3%
% of Patients satisfied with the dentistry they have received	8	8	N/A	93.2%	93.1%	93.2%
% of Patients satisfied with the time they had to wait for an appointment	7	8	N/A	89.3%	89.1%	89.0%

* This is based on patients treated on this contract for their most recent course of treatment. Figures in italics indicate the base number of FP17s or Patient Questionnaire responses are less than 100. N/A is shown where the base number of responses is less than 10 during the period. % is calculated as Quantity/Base number*100

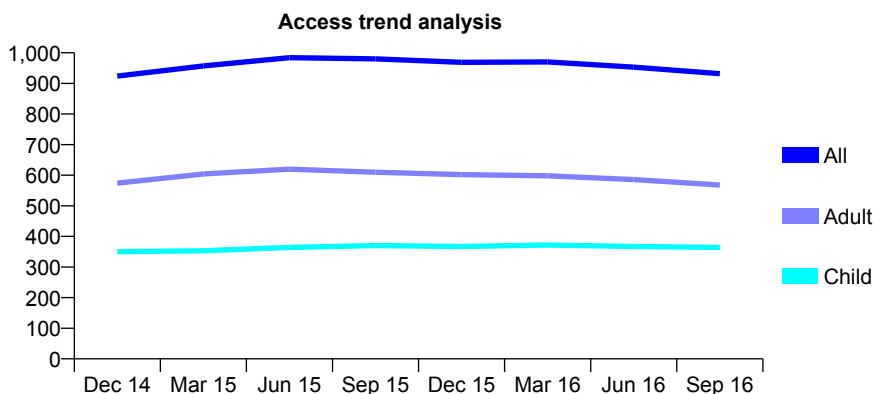
Q60 - Vital Signs At a Glance Contract Report for 144991/0001 - September 2016

Name or company name	Sue Meredith / Aquil Rajabali
Contract type name	GDS Contract
Purpose of contract	General
Contract start date	01/04/2013
Contract end date	

16/17 Contracted general activity (UDA)	2,731
Carry forward general activity (UDA)	0
16/17 Contracted orthodontic activity (UOA)	0
Carry forward orthodontic activity (UOA)	0
Baseline contract value	£62,352.38

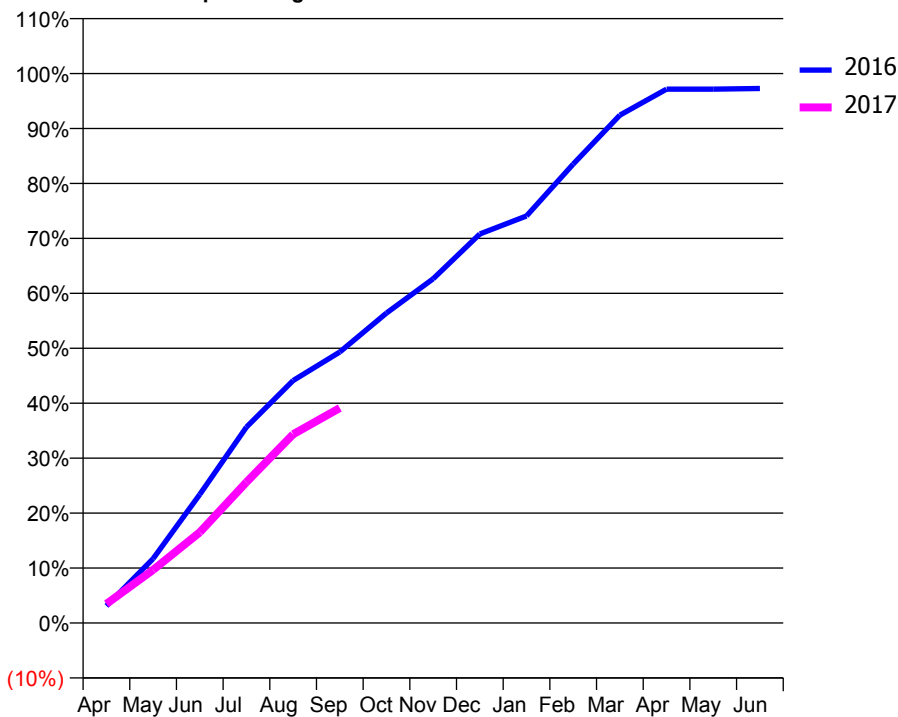
ACCESS*

Patients seen in 24 months	Total	Change since previous quarter
Quarter ending September 2015	980	
Quarter ending December 2015	969	↓
Quarter ending March 2016	970	→
Quarter ending June 2016	953	↓
Quarter ending September 2016	932	↓
Variance since September 2015	(4.9%)	↓



ACTIVITY

Cumulative percentage of contracted UDA delivered 2016 & 2017



Adjusted Scheduled Activity (UDA)

Month	2016	2017
April	85	95
May	320	264
June	639	451
July	974	700
August	1,205	938
September	1,347	1,069
October	1,540	
November	1,711	
December	1,934	
January	2,023	
February	2,281	
March	2,524	
April	2,653	
May	2,653	
June	2,656	

QUALITY

	Quantity	Base Number	Contract	AT	Region	England
% of FP17s for the same patient ID Re-attending within 3 months - Children	13	247	5.3%	10.4%	12.0%	12.4%
% of FP17s for the same patient ID Re-attending within 3 months - Adults	29	299	9.7%	14.2%	15.9%	16.7%
% of FP17s for the same patient ID Re-attending between 3 & 9 months - Children	134	247	54.3%	59.3%	58.6%	57.4%
% of FP17s for the same patient ID Re-attending between 3 & 9 months - Adults	161	299	53.8%	54.4%	51.6%	50.5%
% of FP17s for Band 1 Urgent Courses	13	478	2.7%	6.9%	8.0%	9.1%
% of FP17s Relating to Free Repair or Replacements	1	478	0.2%	0.9%	0.8%	0.8%
% of FP17s Relating to Continuations	2	478	0.4%	1.4%	1.3%	1.3%
% of Patients satisfied with the dentistry they have received	0	0	N/A	93.2%	93.1%	93.2%
% of Patients satisfied with the time they had to wait for an appointment	0	0	N/A	89.3%	89.1%	89.0%

* This is based on patients treated on this contract for their most recent course of treatment. Figures in italics indicate the base number of FP17s or Patient Questionnaire responses are less than 100. N/A is shown where the base number of responses is less than 10 during the period. % is calculated as Quantity/Base number*100

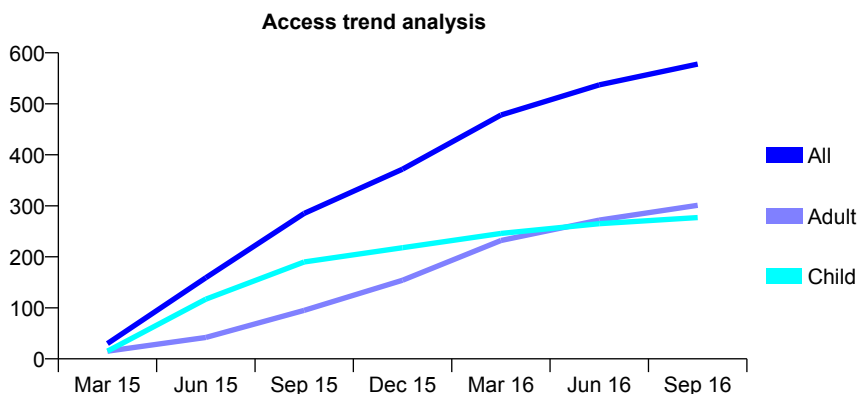
Q60 - Vital Signs At a Glance Contract Report for 145947/0001 - September 2016

Name or company name	Eccleshall Dental Clinic
Contract type name	GDS Contract
Purpose of contract	General
Contract start date	08/01/2015
Contract end date	

16/17 Contracted general activity (UDA)	2,058
Carry forward general activity (UDA)	0
16/17 Contracted orthodontic activity (UOA)	0
Carry forward orthodontic activity (UOA)	0
Baseline contract value	£45,774.49

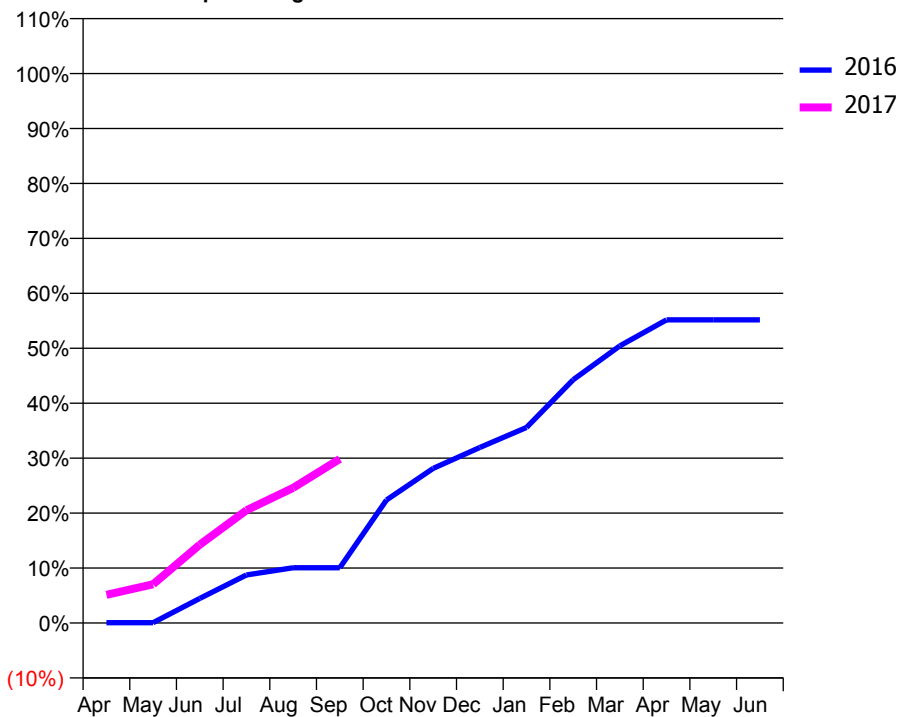
ACCESS*

Patients seen in 24 months	Total	Change since previous quarter
Quarter ending September 2015	285	
Quarter ending December 2015	372	↑
Quarter ending March 2016	478	↑
Quarter ending June 2016	537	↑
Quarter ending September 2016	578	↑
Variance since September 2015	102.8%	↑



ACTIVITY

Cumulative percentage of contracted UDA delivered 2016 & 2017



Adjusted Scheduled Activity (UDA)

Month	2016	2017
April	1	106
May	1	145
June	92	293
July	180	422
August	207	506
September	207	614
October	461	
November	579	
December	658	
January	732	
February	911	
March	1,038	
April	1,135	
May	1,135	
June	1,135	

QUALITY

	Quantity	Base Number	Contract	AT	Region	England
% of FP17s for the same patient ID Re-attending within 3 months - Children	23	218	10.6%	10.4%	12.0%	12.4%
% of FP17s for the same patient ID Re-attending within 3 months - Adults	32	199	16.1%	14.2%	15.9%	16.7%
% of FP17s for the same patient ID Re-attending between 3 & 9 months - Children	114	218	52.3%	59.3%	58.6%	57.4%
% of FP17s for the same patient ID Re-attending between 3 & 9 months - Adults	75	199	37.7%	54.4%	51.6%	50.5%
% of FP17s for Band 1 Urgent Courses	32	360	8.9%	6.9%	8.0%	9.1%
% of FP17s Relating to Free Repair or Replacements	0	360	0.0%	0.9%	0.8%	0.8%
% of FP17s Relating to Continuations	0	360	0.0%	1.4%	1.3%	1.3%
% of Patients satisfied with the dentistry they have received	0	0	N/A	93.2%	93.1%	93.2%
% of Patients satisfied with the time they had to wait for an appointment	0	0	N/A	89.3%	89.1%	89.0%

* This is based on patients treated on this contract for their most recent course of treatment. Figures in italics indicate the base number of FP17s or Patient Questionnaire responses are less than 100. N/A is shown where the base number of responses is less than 10 during the period. % is calculated as Quantity/Base number*100

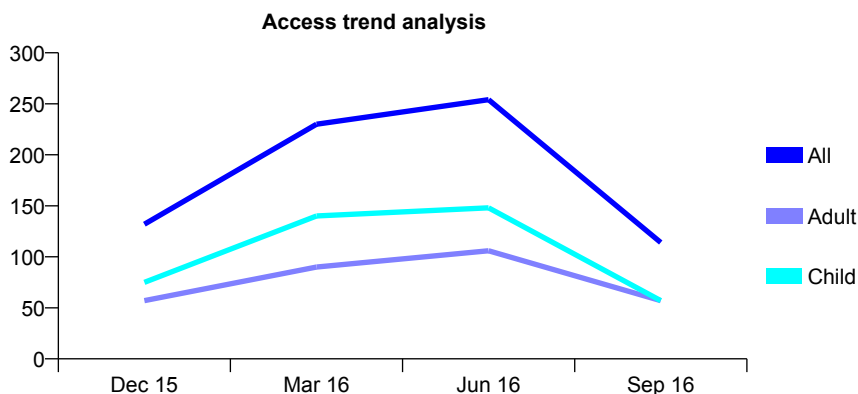
Q60 - Vital Signs At a Glance Contract Report for 146242/0001 - September 2016

Name or company name	Thomas Dental Practice
Contract type name	GDS Contract
Purpose of contract	General
Contract start date	01/10/2015
Contract end date	31/05/2016

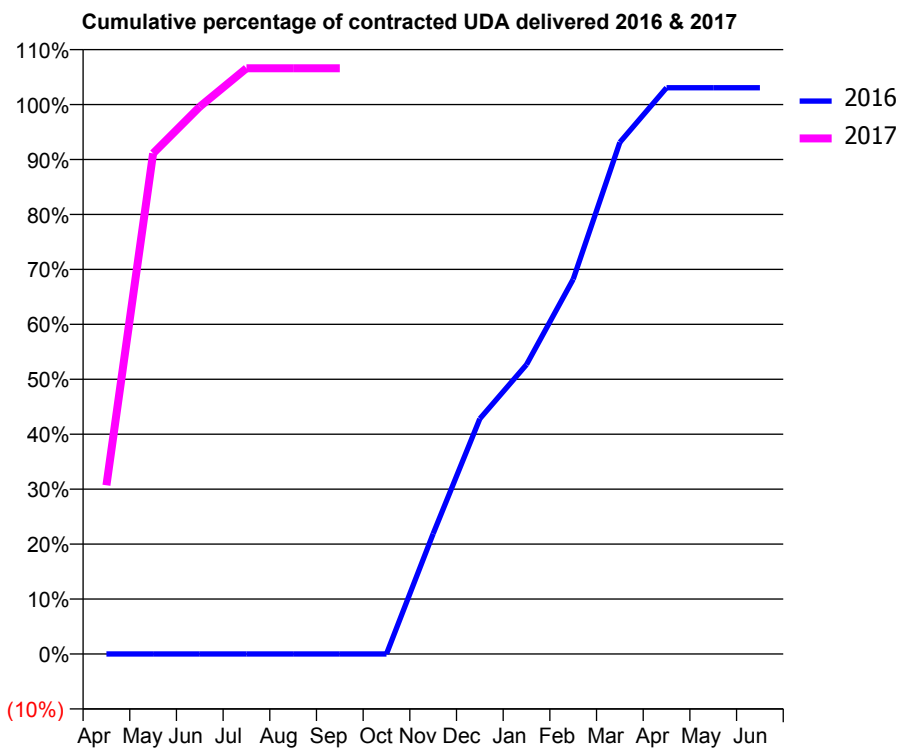
16/17 Contracted general activity (UDA)	200
Carry forward general activity (UDA)	0
16/17 Contracted orthodontic activity (UOA)	0
Carry forward orthodontic activity (UOA)	0
Baseline contract value	£4,597.19

ACCESS*

Patients seen in 24 months	Total	Change since previous quarter
Quarter ending September 2015	0	
Quarter ending December 2015	132	↑
Quarter ending March 2016	230	↑
Quarter ending June 2016	254	↑
Quarter ending September 2016	114	↓
Variance since September 2015	N/A	



ACTIVITY



Month	Adjusted Scheduled Activity (UDA)	
	2016	2017
April	0	61
May	0	182
June	0	199
July	0	213
August	0	213
September	0	213
October	0	
November	126	
December	247	
January	303	
February	393	
March	536	
April	594	
May	594	
June	594	

QUALITY

	Quantity	Base Number	Contract	AT	Region	England
% of FP17s for the same patient ID Re-attending within 3 months - Children	11	58	19.0%	10.4%	12.0%	12.4%
% of FP17s for the same patient ID Re-attending within 3 months - Adults	13	49	26.5%	14.2%	15.9%	16.7%
% of FP17s for the same patient ID Re-attending between 3 & 9 months - Children	21	58	36.2%	59.3%	58.6%	57.4%
% of FP17s for the same patient ID Re-attending between 3 & 9 months - Adults	16	49	32.7%	54.4%	51.6%	50.5%
% of FP17s for Band 1 Urgent Courses	6	85	7.1%	6.9%	8.0%	9.1%
% of FP17s Relating to Free Repair or Replacements	2	85	2.4%	0.9%	0.8%	0.8%
% of FP17s Relating to Continuations	0	85	0.0%	1.4%	1.3%	1.3%
% of Patients satisfied with the dentistry they have received	0	0	N/A	93.2%	93.1%	93.2%
% of Patients satisfied with the time they had to wait for an appointment	0	0	N/A	89.3%	89.1%	89.0%

* This is based on patients treated on this contract for their most recent course of treatment. Figures in italics indicate the base number of FP17s or Patient Questionnaire responses are less than 100. N/A is shown where the base number of responses is less than 10 during the period. % is calculated as Quantity/Base number*100

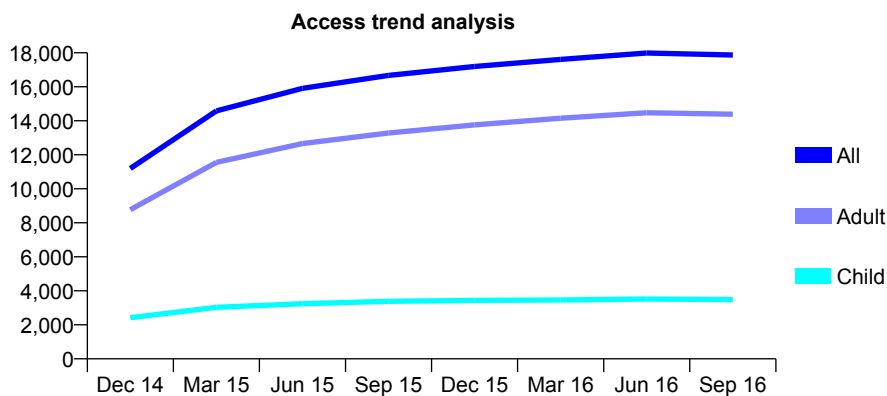
Q60 - Vital Signs At a Glance Contract Report for 148326/0001 - September 2016

Name or company name	Bore Street Dental Practice Limited
Contract type name	GDS Contract
Purpose of contract	General
Contract start date	01/07/2014
Contract end date	

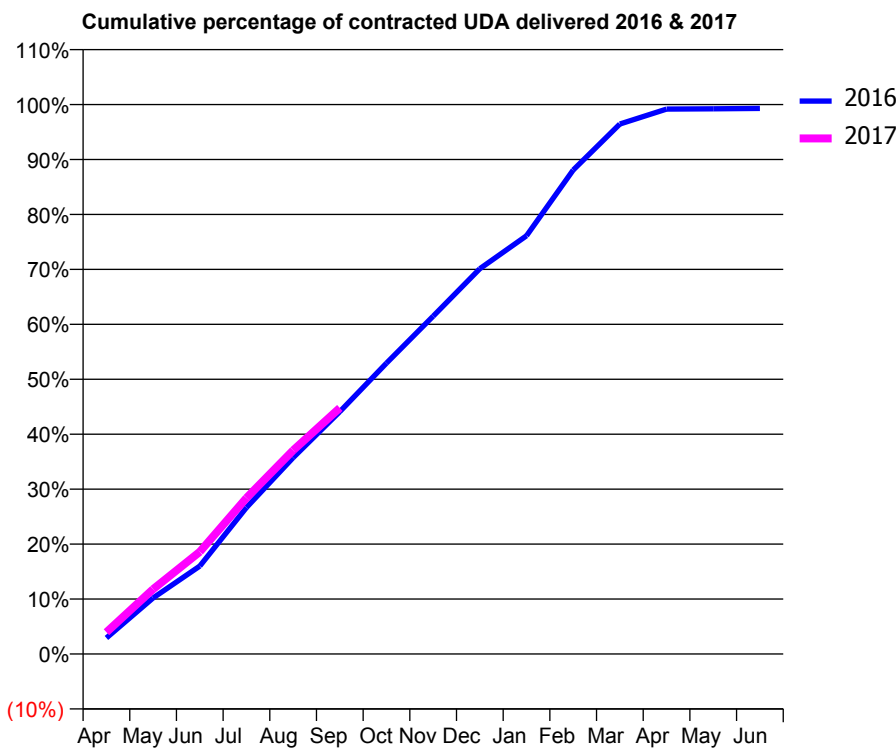
16/17 Contracted general activity (UDA)	49,250
Carry forward general activity (UDA)	352
16/17 Contracted orthodontic activity (UOA)	0
Carry forward orthodontic activity (UOA)	0
Baseline contract value	£1,115,497.80

ACCESS*

Patients seen in 24 months	Total	Change since previous quarter
Quarter ending September 2015	16,668	
Quarter ending December 2015	17,199	↑
Quarter ending March 2016	17,613	↑
Quarter ending June 2016	17,986	↑
Quarter ending September 2016	17,872	→
Variance since September 2015	7.2%	↑



ACTIVITY



Month	Adjusted Scheduled Activity (UDA)	
	2016	2017
April	1,440	1,954
May	5,030	5,816
June	7,880	9,159
July	13,128	13,987
August	17,603	18,253
September	21,718	22,053
October	26,076	
November	30,283	
December	34,539	
January	37,482	
February	43,378	
March	47,505	
April	48,841	
May	48,867	
June	48,898	

QUALITY

	Quantity	Base Number	Contract	AT	Region	England
% of FP17s for the same patient ID Re-attending within 3 months - Children	138	2,781	5.0%	10.4%	12.0%	12.4%
% of FP17s for the same patient ID Re-attending within 3 months - Adults	1,426	10,741	13.3%	14.2%	15.9%	16.7%
% of FP17s for the same patient ID Re-attending between 3 & 9 months - Children	1,867	2,781	67.1%	59.3%	58.6%	57.4%
% of FP17s for the same patient ID Re-attending between 3 & 9 months - Adults	6,504	10,741	60.6%	54.4%	51.6%	50.5%
% of FP17s for Band 1 Urgent Courses	344	12,740	2.7%	6.9%	8.0%	9.1%
% of FP17s Relating to Free Repair or Replacements	103	12,740	0.8%	0.9%	0.8%	0.8%
% of FP17s Relating to Continuations	345	12,740	2.7%	1.4%	1.3%	1.3%
% of Patients satisfied with the dentistry they have received	27	27	100.0%	93.2%	93.1%	93.2%
% of Patients satisfied with the time they had to wait for an appointment	25	27	92.6%	89.3%	89.1%	89.0%

* This is based on patients treated on this contract for their most recent course of treatment. Figures in italics indicate the base number of FP17s or Patient Questionnaire responses are less than 100. N/A is shown where the base number of responses is less than 10 during the period. % is calculated as Quantity/Base number*100

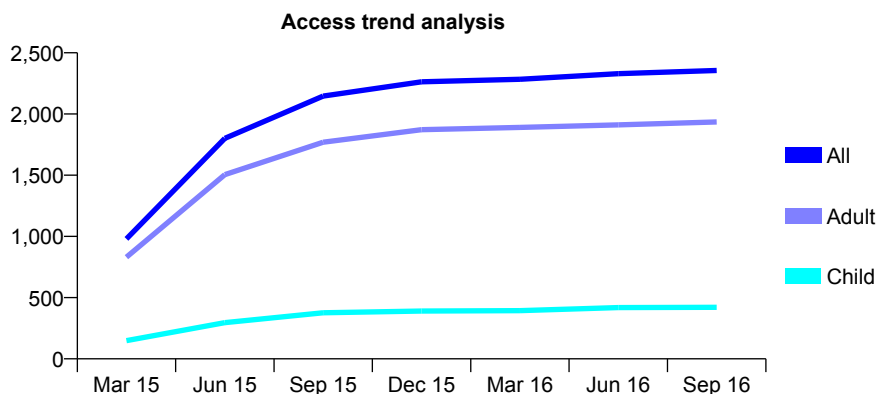
Q60 - Vital Signs At a Glance Contract Report for 148423/0001 - September 2016

Name or company name	Kinver Dental and Implant Surgery
Contract type name	GDS Contract
Purpose of contract	General and Orthodontic
Contract start date	05/01/2015
Contract end date	

16/17 Contracted general activity (UDA)	7,076
Carry forward general activity (UDA)	-15
16/17 Contracted orthodontic activity (UOA)	506
Carry forward orthodontic activity (UOA)	0
Baseline contract value	£185,856.87

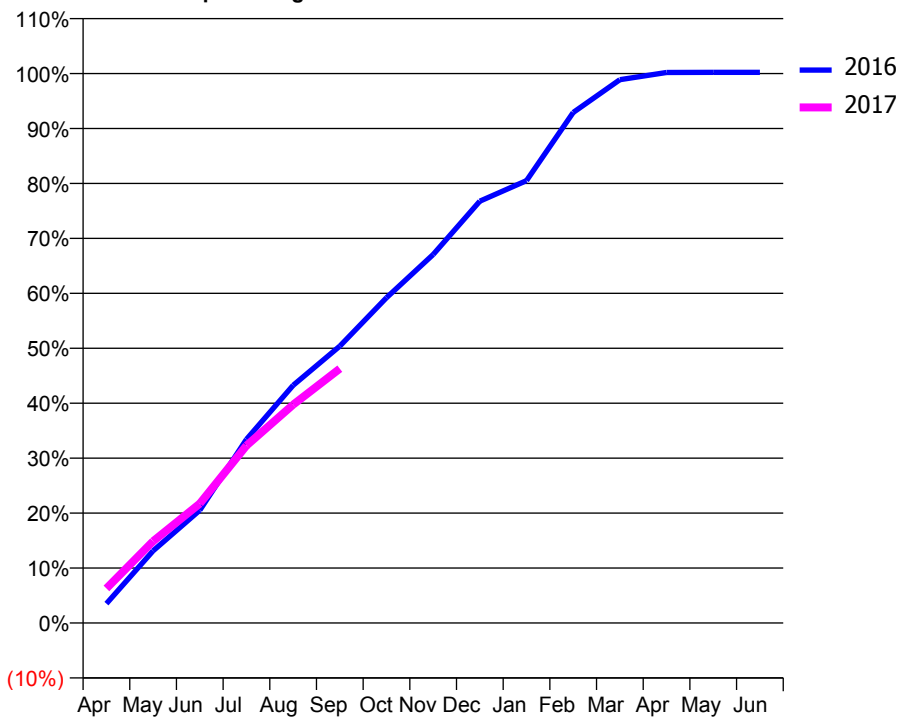
ACCESS*

Patients seen in 24 months	Total	Change since previous quarter
Quarter ending September 2015	2,146	
Quarter ending December 2015	2,263	↑
Quarter ending March 2016	2,284	→
Quarter ending June 2016	2,330	↑
Quarter ending September 2016	2,356	→
Variance since September 2015	9.8%	↑



ACTIVITY

Cumulative percentage of contracted UDA delivered 2016 & 2017



Month	Adjusted Scheduled Activity (UDA)	
	2016	2017
April	250	445
May	929	1,053
June	1,452	1,537
July	2,365	2,284
August	3,061	2,813
September	3,565	3,276
October	4,189	
November	4,746	
December	5,432	
January	5,697	
February	6,574	
March	6,996	
April	7,090	
May	7,091	
June	7,091	

QUALITY

	Quantity	Base Number	Contract	AT	Region	England
% of FP17s for the same patient ID Re-attending within 3 months - Children	33	382	8.6%	10.4%	12.0%	12.4%
% of FP17s for the same patient ID Re-attending within 3 months - Adults	226	1,515	14.9%	14.2%	15.9%	16.7%
% of FP17s for the same patient ID Re-attending between 3 & 9 months - Children	230	382	60.2%	59.3%	58.6%	57.4%
% of FP17s for the same patient ID Re-attending between 3 & 9 months - Adults	1,050	1,515	69.3%	54.4%	51.6%	50.5%
% of FP17s for Band 1 Urgent Courses	104	1,784	5.8%	6.9%	8.0%	9.1%
% of FP17s Relating to Free Repair or Replacements	10	1,784	0.6%	0.9%	0.8%	0.8%
% of FP17s Relating to Continuations	21	1,784	1.2%	1.4%	1.3%	1.3%
% of Patients satisfied with the dentistry they have received	0	0	N/A	93.2%	93.1%	93.2%
% of Patients satisfied with the time they had to wait for an appointment	0	0	N/A	89.3%	89.1%	89.0%

* This is based on patients treated on this contract for their most recent course of treatment. Figures in italics indicate the base number of FP17s or Patient Questionnaire responses are less than 100. N/A is shown where the base number of responses is less than 10 during the period. % is calculated as Quantity/Base number*100

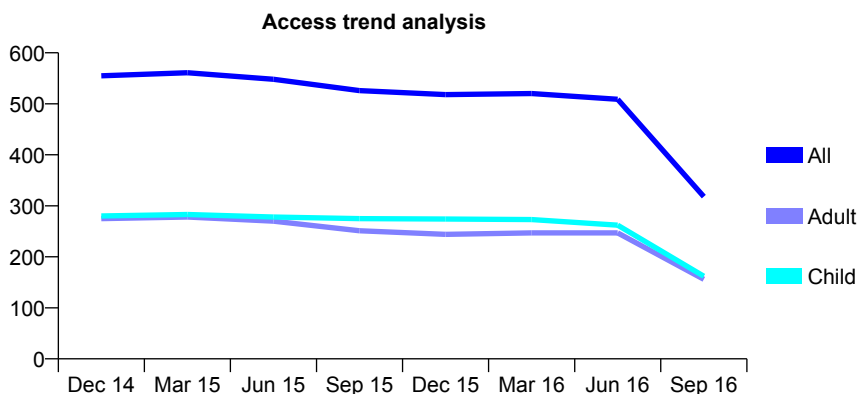
Q60 - Vital Signs At a Glance Contract Report for 148563/0001 - September 2016

Name or company name	A D Deane Dentistry Ltd
Contract type name	GDS Contract
Purpose of contract	General
Contract start date	01/04/2010
Contract end date	30/04/2016

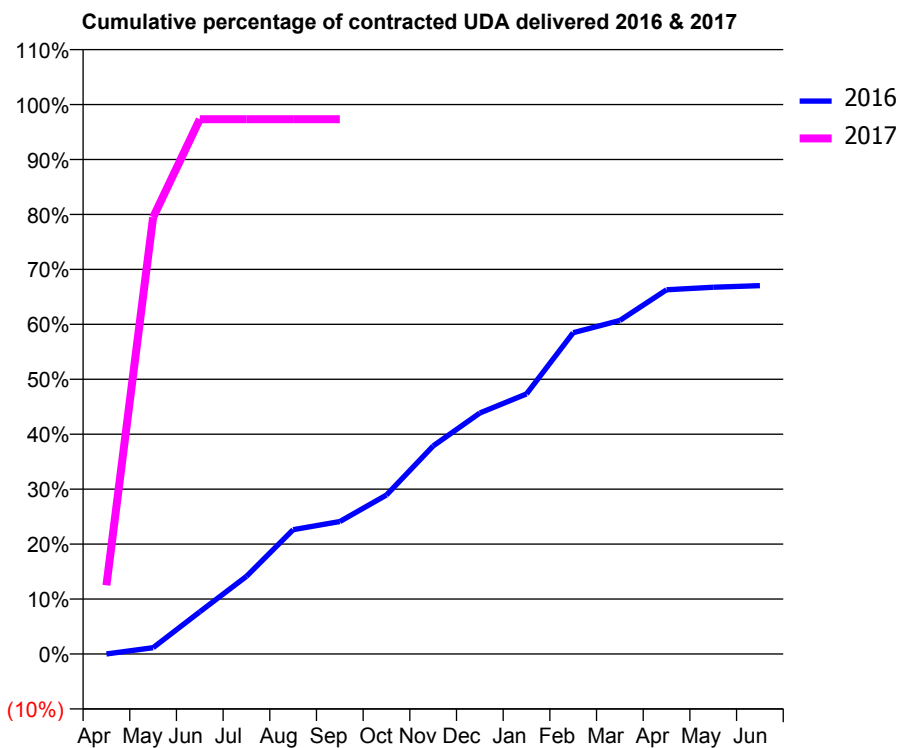
16/17 Contracted general activity (UDA)	112
Carry forward general activity (UDA)	0
16/17 Contracted orthodontic activity (UOA)	0
Carry forward orthodontic activity (UOA)	0
Baseline contract value	£2,569.00

ACCESS*

Patients seen in 24 months	Total	Change since previous quarter
Quarter ending September 2015	526	
Quarter ending December 2015	518	↓
Quarter ending March 2016	520	→
Quarter ending June 2016	509	↓
Quarter ending September 2016	318	↓
Variance since September 2015	(39.5%)	↓



ACTIVITY



Month	Adjusted Scheduled Activity (UDA)	
	2016	2017
April	0	14
May	15	89
June	103	109
July	191	109
August	305	109
September	325	109
October	390	
November	510	
December	591	
January	638	
February	788	
March	818	
April	894	
May	900	
June	904	

QUALITY

	Quantity	Base Number	Contract	AT	Region	England
% of FP17s for the same patient ID Re-attending within 3 months - Children	4	79	5.1%	10.4%	12.0%	12.4%
% of FP17s for the same patient ID Re-attending within 3 months - Adults	5	53	9.4%	14.2%	15.9%	16.7%
% of FP17s for the same patient ID Re-attending between 3 & 9 months - Children	48	79	60.8%	59.3%	58.6%	57.4%
% of FP17s for the same patient ID Re-attending between 3 & 9 months - Adults	25	53	47.2%	54.4%	51.6%	50.5%
% of FP17s for Band 1 Urgent Courses	0	77	0.0%	6.9%	8.0%	9.1%
% of FP17s Relating to Free Repair or Replacements	1	77	1.3%	0.9%	0.8%	0.8%
% of FP17s Relating to Continuations	1	77	1.3%	1.4%	1.3%	1.3%
% of Patients satisfied with the dentistry they have received	0	0	N/A	93.2%	93.1%	93.2%
% of Patients satisfied with the time they had to wait for an appointment	0	0	N/A	89.3%	89.1%	89.0%

* This is based on patients treated on this contract for their most recent course of treatment. Figures in italics indicate the base number of FP17s or Patient Questionnaire responses are less than 100. N/A is shown where the base number of responses is less than 10 during the period. % is calculated as Quantity/Base number*100

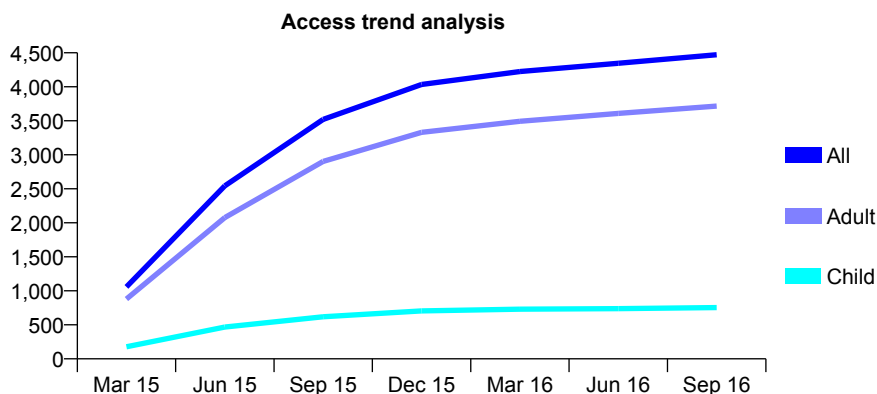
Q60 - Vital Signs At a Glance Contract Report for 148911/0001 - September 2016

Name or company name	Bowdlers House Dental Practice
Contract type name	GDS Contract
Purpose of contract	General
Contract start date	16/01/2015
Contract end date	

16/17 Contracted general activity (UDA)	13,360
Carry forward general activity (UDA)	0
16/17 Contracted orthodontic activity (UOA)	0
Carry forward orthodontic activity (UOA)	0
Baseline contract value	£306,760.44

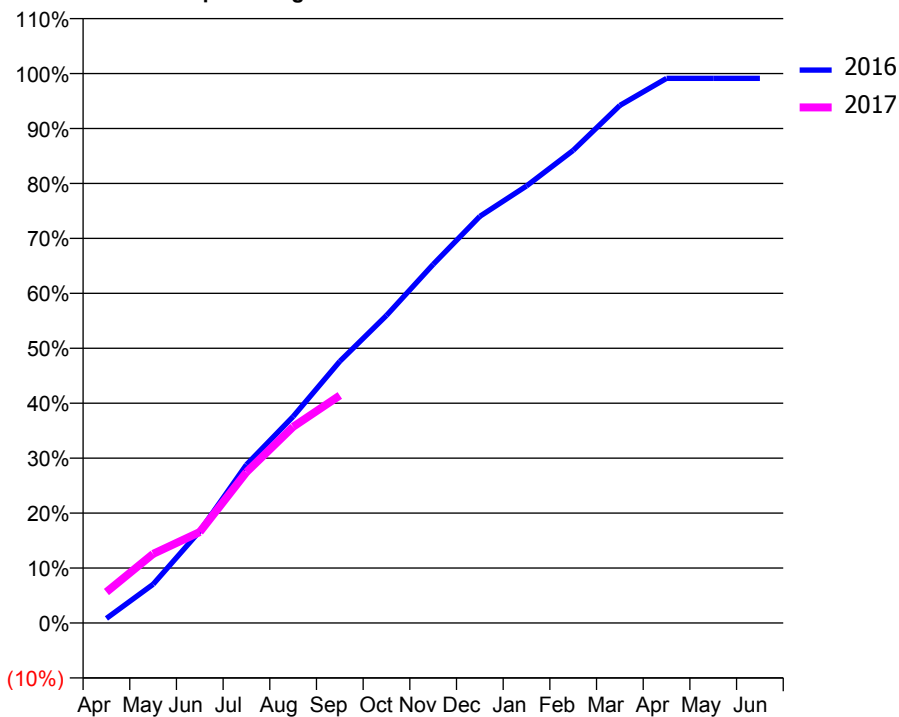
ACCESS*

Patients seen in 24 months	Total	Change since previous quarter
Quarter ending September 2015	3,520	
Quarter ending December 2015	4,035	↑
Quarter ending March 2016	4,224	↑
Quarter ending June 2016	4,347	↑
Quarter ending September 2016	4,471	↑
Variance since September 2015	27.0%	↑



ACTIVITY

Cumulative percentage of contracted UDA delivered 2016 & 2017



Month	Adjusted Scheduled Activity (UDA)	
	2016	2017
April	113	754
May	941	1,679
June	2,237	2,214
July	3,849	3,668
August	5,021	4,772
September	6,362	5,532
October	7,477	
November	8,718	
December	9,887	
January	10,627	
February	11,491	
March	12,583	
April	13,241	
May	13,241	
June	13,241	

QUALITY

	Quantity	Base Number	Contract	AT	Region	England
% of FP17s for the same patient ID Re-attending within 3 months - Children	33	583	5.7%	10.4%	12.0%	12.4%
% of FP17s for the same patient ID Re-attending within 3 months - Adults	293	2,752	10.6%	14.2%	15.9%	16.7%
% of FP17s for the same patient ID Re-attending between 3 & 9 months - Children	363	583	62.3%	59.3%	58.6%	57.4%
% of FP17s for the same patient ID Re-attending between 3 & 9 months - Adults	1,664	2,752	60.5%	54.4%	51.6%	50.5%
% of FP17s for Band 1 Urgent Courses	114	3,033	3.8%	6.9%	8.0%	9.1%
% of FP17s Relating to Free Repair or Replacements	38	3,033	1.3%	0.9%	0.8%	0.8%
% of FP17s Relating to Continuations	10	3,033	0.3%	1.4%	1.3%	1.3%
% of Patients satisfied with the dentistry they have received	7	8	N/A	93.2%	93.1%	93.2%
% of Patients satisfied with the time they had to wait for an appointment	8	8	N/A	89.3%	89.1%	89.0%

* This is based on patients treated on this contract for their most recent course of treatment. Figures in italics indicate the base number of FP17s or Patient Questionnaire responses are less than 100. N/A is shown where the base number of responses is less than 10 during the period. % is calculated as Quantity/Base number*100

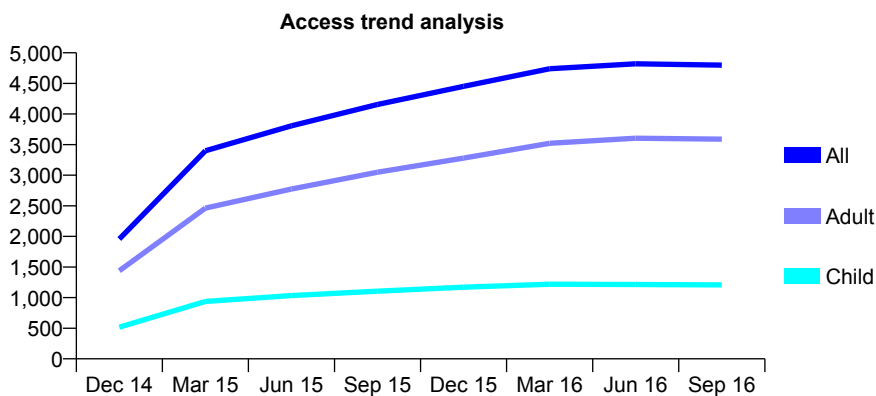
Q60 - Vital Signs At a Glance Contract Report for 149683/0001 - September 2016

Name or company name	Avenue Road Partnership
Contract type name	GDS Contract
Purpose of contract	General
Contract start date	01/09/2014
Contract end date	

16/17 Contracted general activity (UDA)	13,790
Carry forward general activity (UDA)	0
16/17 Contracted orthodontic activity (UOA)	0
Carry forward orthodontic activity (UOA)	0
Baseline contract value	£392,261.21

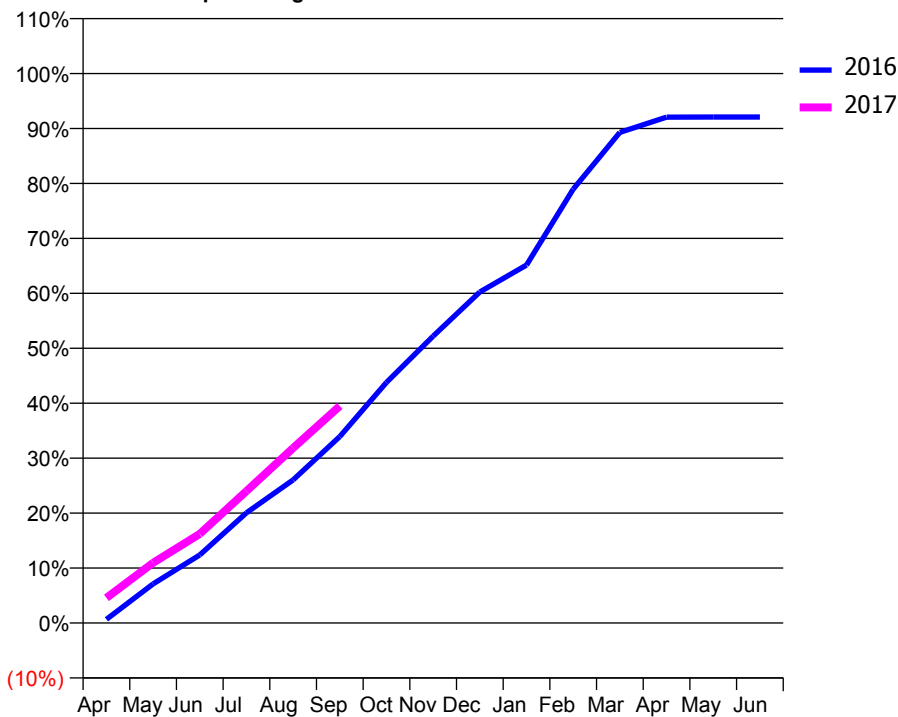
ACCESS*

Patients seen in 24 months	Total	Change since previous quarter
Quarter ending September 2015	4,155	
Quarter ending December 2015	4,452	↑
Quarter ending March 2016	4,740	↑
Quarter ending June 2016	4,820	→
Quarter ending September 2016	4,799	→
Variance since September 2015	15.5%	↑



ACTIVITY

Cumulative percentage of contracted UDA delivered 2016 & 2017



Month	Adjusted Scheduled Activity (UDA)	
	2016	2017
April	94	631
May	982	1,512
June	1,708	2,237
July	2,766	3,312
August	3,594	4,392
September	4,678	5,445
October	6,040	
November	7,201	
December	8,306	
January	8,985	
February	10,888	
March	12,312	
April	12,695	
May	12,698	
June	12,698	

QUALITY

	Quantity	Base Number	Contract	AT	Region	England
% of FP17s for the same patient ID Re-attending within 3 months - Children	60	901	6.7%	10.4%	12.0%	12.4%
% of FP17s for the same patient ID Re-attending within 3 months - Adults	230	2,277	10.1%	14.2%	15.9%	16.7%
% of FP17s for the same patient ID Re-attending between 3 & 9 months - Children	563	901	62.5%	59.3%	58.6%	57.4%
% of FP17s for the same patient ID Re-attending between 3 & 9 months - Adults	1,466	2,277	64.4%	54.4%	51.6%	50.5%
% of FP17s for Band 1 Urgent Courses	216	3,021	7.1%	6.9%	8.0%	9.1%
% of FP17s Relating to Free Repair or Replacements	28	3,021	0.9%	0.9%	0.8%	0.8%
% of FP17s Relating to Continuations	2	3,021	0.1%	1.4%	1.3%	1.3%
% of Patients satisfied with the dentistry they have received	9	13	69.2%	93.2%	93.1%	93.2%
% of Patients satisfied with the time they had to wait for an appointment	8	13	61.5%	89.3%	89.1%	89.0%

* This is based on patients treated on this contract for their most recent course of treatment. Figures in italics indicate the base number of FP17s or Patient Questionnaire responses are less than 100. N/A is shown where the base number of responses is less than 10 during the period. % is calculated as Quantity/Base number*100

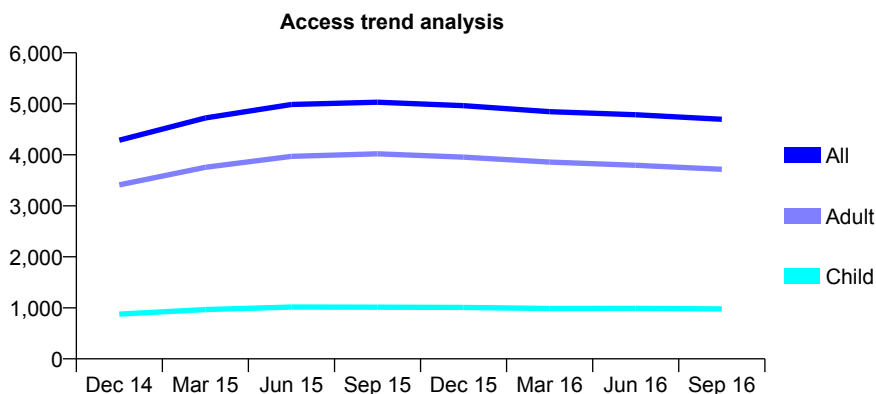
Q60 - Vital Signs At a Glance Contract Report for 152773/0001 - September 2016

Name or company name	Pontesbury Dental Practice
Contract type name	GDS Contract
Purpose of contract	General
Contract start date	01/04/2012
Contract end date	

16/17 Contracted general activity (UDA)	13,142
Carry forward general activity (UDA)	0
16/17 Contracted orthodontic activity (UOA)	0
Carry forward orthodontic activity (UOA)	0
Baseline contract value	£354,558.50

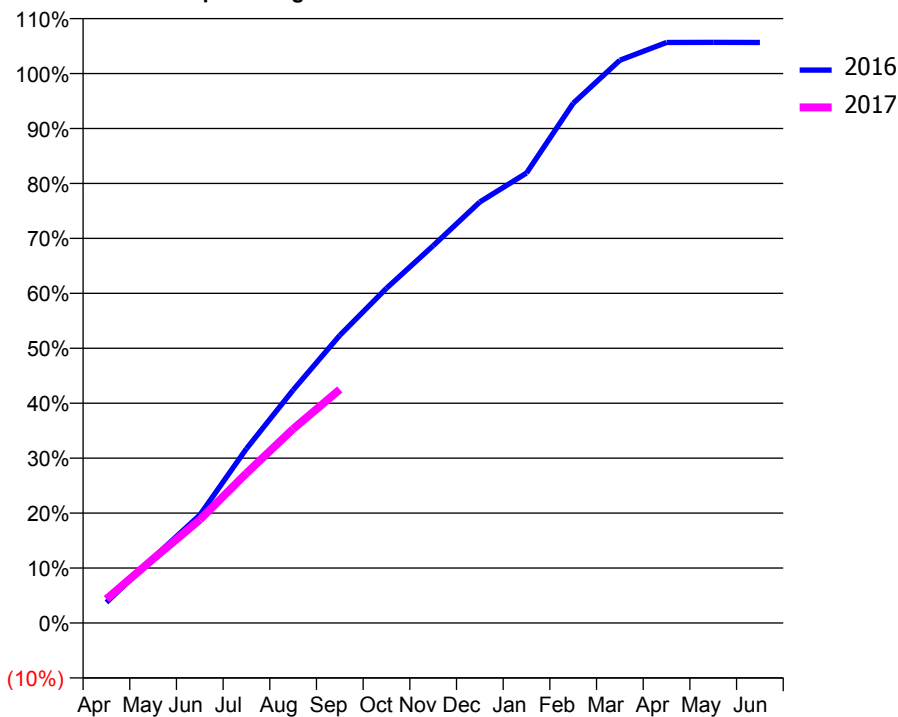
ACCESS*

Patients seen in 24 months	Total	Change since previous quarter
Quarter ending September 2015	5,031	
Quarter ending December 2015	4,963	↓
Quarter ending March 2016	4,845	↓
Quarter ending June 2016	4,786	↓
Quarter ending September 2016	4,696	↓
Variance since September 2015	(6.7%)	↓



ACTIVITY

Cumulative percentage of contracted UDA delivered 2016 & 2017



QUALITY

	Quantity	Base Number	Contract	AT	Region	England
% of FP17s for the same patient ID Re-attending within 3 months - Children	42	760	5.5%	10.4%	12.0%	12.4%
% of FP17s for the same patient ID Re-attending within 3 months - Adults	267	2,572	10.4%	14.2%	15.9%	16.7%
% of FP17s for the same patient ID Re-attending between 3 & 9 months - Children	481	760	63.3%	59.3%	58.6%	57.4%
% of FP17s for the same patient ID Re-attending between 3 & 9 months - Adults	1,459	2,572	56.7%	54.4%	51.6%	50.5%
% of FP17s for Band 1 Urgent Courses	196	3,102	6.3%	6.9%	8.0%	9.1%
% of FP17s Relating to Free Repair or Replacements	8	3,102	0.3%	0.9%	0.8%	0.8%
% of FP17s Relating to Continuations	26	3,102	0.8%	1.4%	1.3%	1.3%
% of Patients satisfied with the dentistry they have received	8	8	N/A	93.2%	93.1%	93.2%
% of Patients satisfied with the time they had to wait for an appointment	8	8	N/A	89.3%	89.1%	89.0%

* This is based on patients treated on this contract for their most recent course of treatment. Figures in italics indicate the base number of FP17s or Patient Questionnaire responses are less than 100. N/A is shown where the base number of responses is less than 10 during the period. % is calculated as Quantity/Base number*100

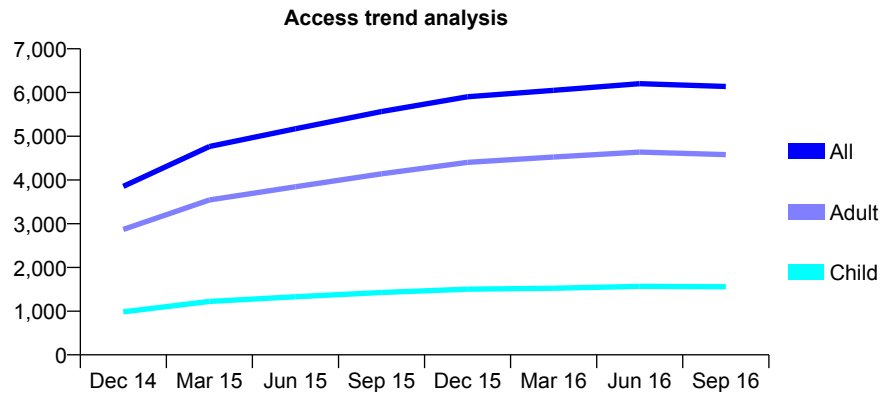
Q60 - Vital Signs At a Glance Contract Report for 153842/0001 - September 2016

Name or company name	P Najran Limited
Contract type name	GDS Contract
Purpose of contract	General
Contract start date	01/07/2014
Contract end date	

16/17 Contracted general activity (UDA)	19,157
Carry forward general activity (UDA)	0
16/17 Contracted orthodontic activity (UOA)	0
Carry forward orthodontic activity (UOA)	0
Baseline contract value	£453,584.36

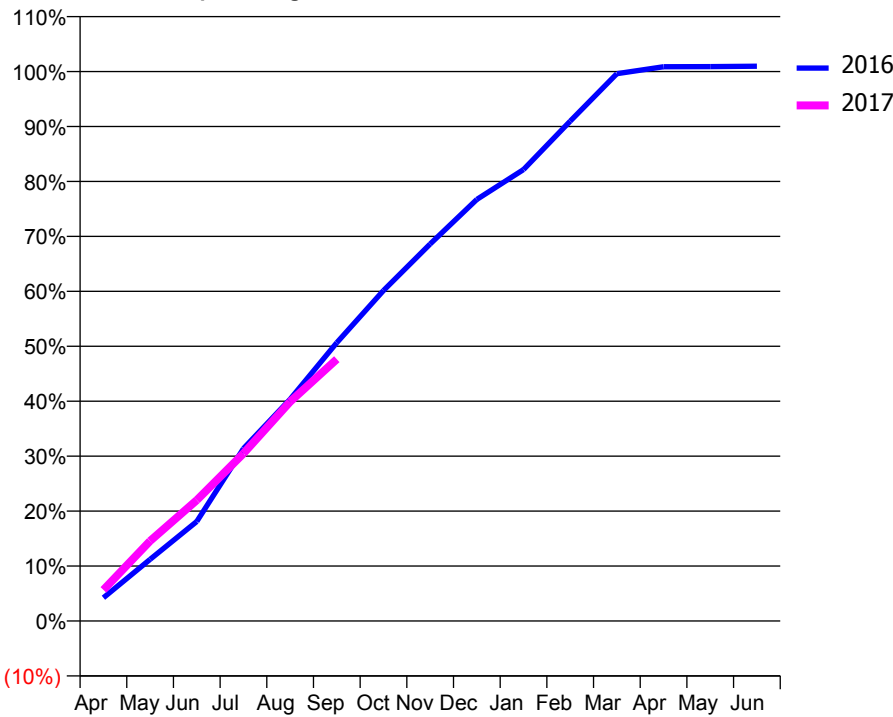
ACCESS*

Patients seen in 24 months	Total	Change since previous quarter
Quarter ending September 2015	5,566	
Quarter ending December 2015	5,905	↑
Quarter ending March 2016	6,049	↑
Quarter ending June 2016	6,203	↑
Quarter ending September 2016	6,139	↓
Variance since September 2015	10.3%	↑



ACTIVITY

Cumulative percentage of contracted UDA delivered 2016 & 2017



Month	Adjusted Scheduled Activity (UDA)	
	2016	2017
April	813	1,085
May	2,152	2,790
June	3,471	4,213
July	6,012	5,842
August	7,733	7,647
September	9,706	9,130
October	11,521	
November	13,145	
December	14,699	
January	15,740	
February	17,425	
March	19,083	
April	19,322	
May	19,328	
June	19,343	

QUALITY

	Quantity	Base Number	Contract	AT	Region	England
% of FP17s for the same patient ID Re-attending within 3 months - Children	129	1,269	10.2%	10.4%	12.0%	12.4%
% of FP17s for the same patient ID Re-attending within 3 months - Adults	352	3,136	11.2%	14.2%	15.9%	16.7%
% of FP17s for the same patient ID Re-attending between 3 & 9 months - Children	713	1,269	56.2%	59.3%	58.6%	57.4%
% of FP17s for the same patient ID Re-attending between 3 & 9 months - Adults	1,839	3,136	58.6%	54.4%	51.6%	50.5%
% of FP17s for Band 1 Urgent Courses	278	4,219	6.6%	6.9%	8.0%	9.1%
% of FP17s Relating to Free Repair or Replacements	53	4,219	1.3%	0.9%	0.8%	0.8%
% of FP17s Relating to Continuations	52	4,219	1.2%	1.4%	1.3%	1.3%
% of Patients satisfied with the dentistry they have received	4	4	N/A	93.2%	93.1%	93.2%
% of Patients satisfied with the time they had to wait for an appointment	4	4	N/A	89.3%	89.1%	89.0%

* This is based on patients treated on this contract for their most recent course of treatment. Figures in italics indicate the base number of FP17s or Patient Questionnaire responses are less than 100. N/A is shown where the base number of responses is less than 10 during the period. % is calculated as Quantity/Base number*100

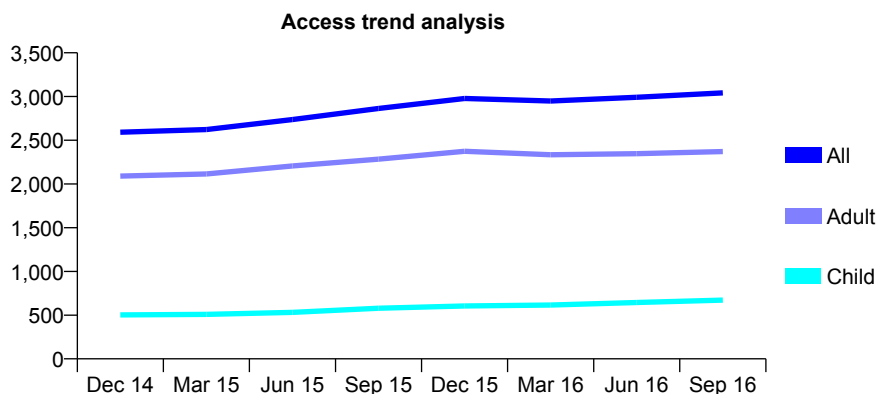
Q60 - Vital Signs At a Glance Contract Report for 154490/0001 - September 2016

Name or company name	Drs Handa and Handa
Contract type name	GDS Contract
Purpose of contract	General
Contract start date	01/08/2013
Contract end date	

16/17 Contracted general activity (UDA)	7,006
Carry forward general activity (UDA)	-17
16/17 Contracted orthodontic activity (UOA)	0
Carry forward orthodontic activity (UOA)	0
Baseline contract value	£133,571.22

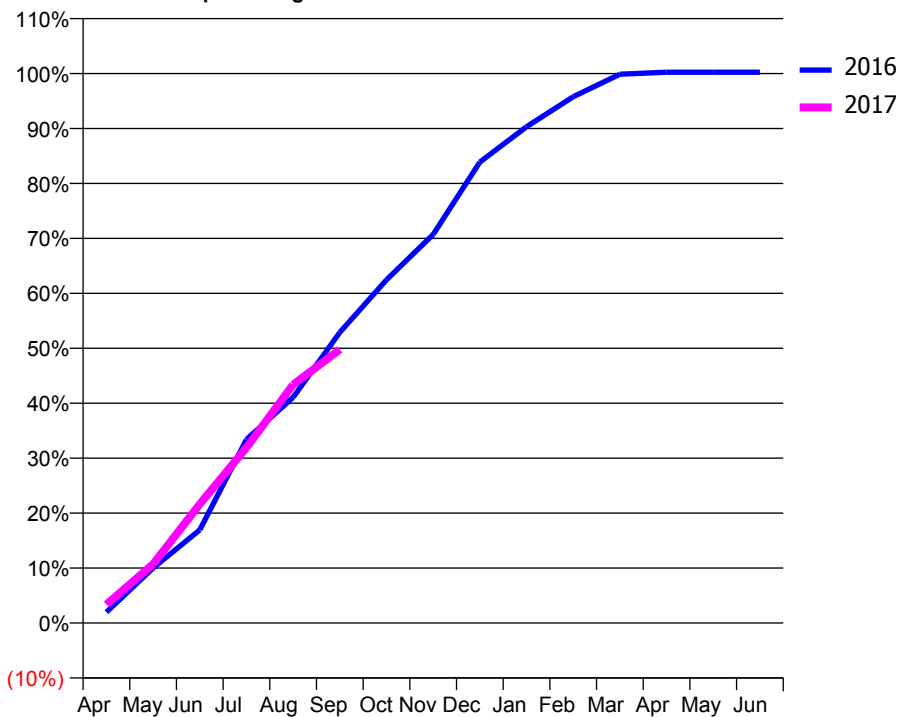
ACCESS*

Patients seen in 24 months	Total	Change since previous quarter
Quarter ending September 2015	2,863	
Quarter ending December 2015	2,978	↑
Quarter ending March 2016	2,949	→
Quarter ending June 2016	2,991	→
Quarter ending September 2016	3,042	→
Variance since September 2015	6.3%	↑



ACTIVITY

Cumulative percentage of contracted UDA delivered 2016 & 2017



Month	Adjusted Scheduled Activity (UDA)	
	2016	2017
April	138	235
May	701	751
June	1,188	1,516
July	2,341	2,237
August	2,878	3,040
September	3,705	3,488
October	4,375	
November	4,953	
December	5,876	
January	6,327	
February	6,710	
March	6,997	
April	7,023	
May	7,023	
June	7,023	

QUALITY

	Quantity	Base Number	Contract	AT	Region	England
% of FP17s for the same patient ID Re-attending within 3 months - Children	32	508	6.3%	10.4%	12.0%	12.4%
% of FP17s for the same patient ID Re-attending within 3 months - Adults	156	1,621	9.6%	14.2%	15.9%	16.7%
% of FP17s for the same patient ID Re-attending between 3 & 9 months - Children	297	508	58.5%	59.3%	58.6%	57.4%
% of FP17s for the same patient ID Re-attending between 3 & 9 months - Adults	851	1,621	52.5%	54.4%	51.6%	50.5%
% of FP17s for Band 1 Urgent Courses	155	2,111	7.3%	6.9%	8.0%	9.1%
% of FP17s Relating to Free Repair or Replacements	32	2,111	1.5%	0.9%	0.8%	0.8%
% of FP17s Relating to Continuations	36	2,111	1.7%	1.4%	1.3%	1.3%
% of Patients satisfied with the dentistry they have received	6	6	N/A	93.2%	93.1%	93.2%
% of Patients satisfied with the time they had to wait for an appointment	5	6	N/A	89.3%	89.1%	89.0%

* This is based on patients treated on this contract for their most recent course of treatment. Figures in italics indicate the base number of FP17s or Patient Questionnaire responses are less than 100. N/A is shown where the base number of responses is less than 10 during the period. % is calculated as Quantity/Base number*100

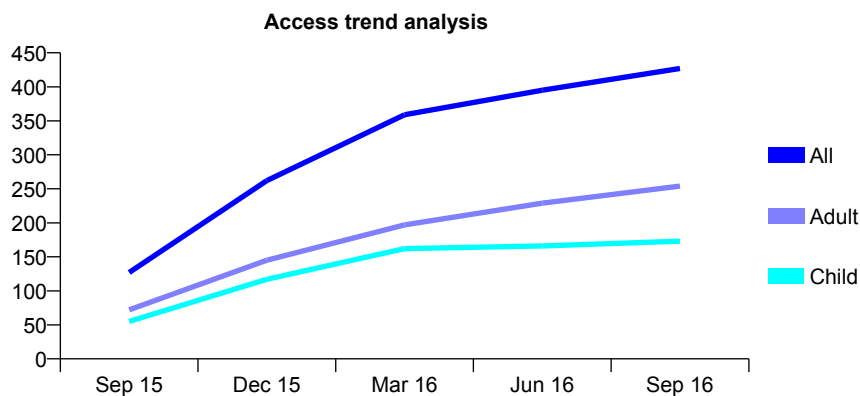
Q60 - Vital Signs At a Glance Contract Report for 155330/0001 - September 2016

Name or company name	NTW-Oasis
Contract type name	GDS Contract
Purpose of contract	General
Contract start date	01/08/2015
Contract end date	

16/17 Contracted general activity (UDA)	1,636
Carry forward general activity (UDA)	0
16/17 Contracted orthodontic activity (UOA)	0
Carry forward orthodontic activity (UOA)	0
Baseline contract value	£39,527.70

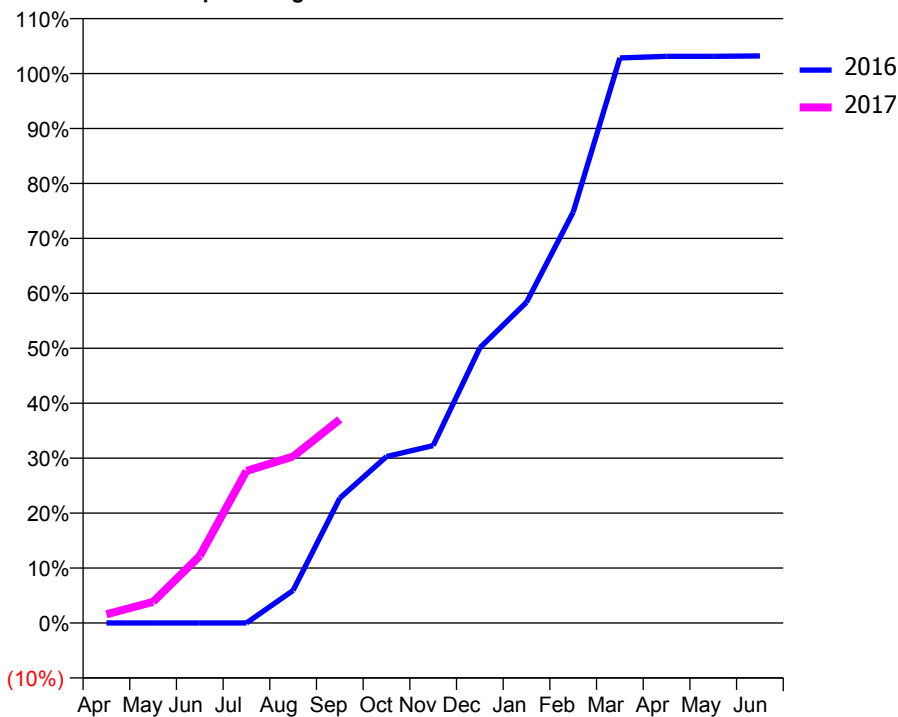
ACCESS*

Patients seen in 24 months	Total	Change since previous quarter
Quarter ending September 2015	127	
Quarter ending December 2015	262	↑
Quarter ending March 2016	359	↑
Quarter ending June 2016	395	↑
Quarter ending September 2016	427	↑
Variance since September 2015	236.2%	↑



ACTIVITY

Cumulative percentage of contracted UDA delivered 2016 & 2017



Adjusted Scheduled Activity (UDA)

Month	2016	2017
April	0	26
May	0	63
June	0	200
July	0	453
August	63	496
September	242	606
October	323	
November	344	
December	534	
January	623	
February	798	
March	1,097	
April	1,100	
May	1,100	
June	1,101	

QUALITY

	Quantity	Base Number	Contract	AT	Region	England
% of FP17s for the same patient ID Re-attending within 3 months - Children	7	119	5.9%	10.4%	12.0%	12.4%
% of FP17s for the same patient ID Re-attending within 3 months - Adults	12	159	7.5%	14.2%	15.9%	16.7%
% of FP17s for the same patient ID Re-attending between 3 & 9 months - Children	87	119	73.1%	59.3%	58.6%	57.4%
% of FP17s for the same patient ID Re-attending between 3 & 9 months - Adults	88	159	55.3%	54.4%	51.6%	50.5%
% of FP17s for Band 1 Urgent Courses	6	276	2.2%	6.9%	8.0%	9.1%
% of FP17s Relating to Free Repair or Replacements	0	276	0.0%	0.9%	0.8%	0.8%
% of FP17s Relating to Continuations	2	276	0.7%	1.4%	1.3%	1.3%
% of Patients satisfied with the dentistry they have received	1	1	N/A	93.2%	93.1%	93.2%
% of Patients satisfied with the time they had to wait for an appointment	1	1	N/A	89.3%	89.1%	89.0%

* This is based on patients treated on this contract for their most recent course of treatment. Figures in italics indicate the base number of FP17s or Patient Questionnaire responses are less than 100. N/A is shown where the base number of responses is less than 10 during the period. % is calculated as Quantity/Base number*100

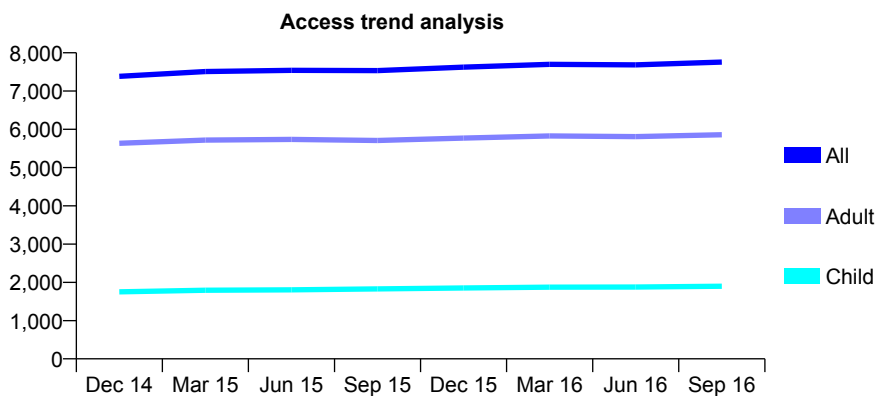
Q60 - Vital Signs At a Glance Contract Report for 157147/0001 - September 2016

Name or company name	Stop the Clock Dental Care Ltd
Contract type name	GDS Contract
Purpose of contract	General
Contract start date	01/02/2010
Contract end date	

16/17 Contracted general activity (UDA)	26,070
Carry forward general activity (UDA)	0
16/17 Contracted orthodontic activity (UOA)	0
Carry forward orthodontic activity (UOA)	0
Baseline contract value	£633,401.44

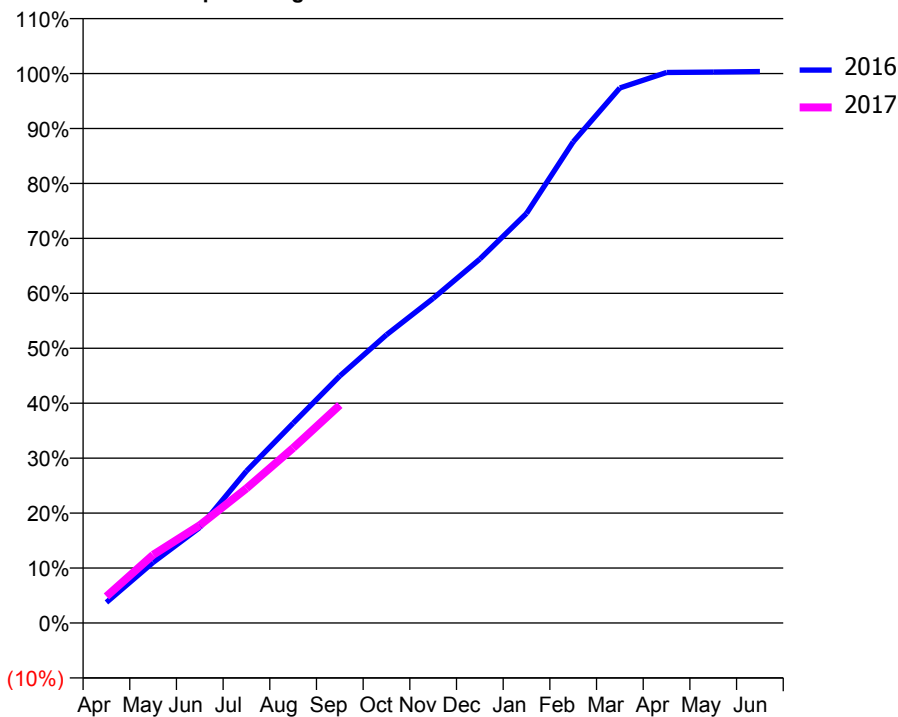
ACCESS*

Patients seen in 24 months	Total	Change since previous quarter
Quarter ending September 2015	7,536	
Quarter ending December 2015	7,624	→
Quarter ending March 2016	7,699	→
Quarter ending June 2016	7,686	→
Quarter ending September 2016	7,757	→
Variance since September 2015	2.9%	↑



ACTIVITY

Cumulative percentage of contracted UDA delivered 2016 & 2017



Month	Adjusted Scheduled Activity (UDA)	
	2016	2017
April	844	1,262
May	2,491	3,236
June	3,926	4,640
July	6,242	6,384
August	8,207	8,304
September	10,149	10,339
October	11,837	
November	13,336	
December	14,947	
January	16,823	
February	19,762	
March	21,975	
April	22,614	
May	22,628	
June	22,648	

QUALITY

	Quantity	Base Number	Contract	AT	Region	England
% of FP17s for the same patient ID Re-attending within 3 months - Children	135	1,682	8.0%	10.4%	12.0%	12.4%
% of FP17s for the same patient ID Re-attending within 3 months - Adults	812	4,952	16.4%	14.2%	15.9%	16.7%
% of FP17s for the same patient ID Re-attending between 3 & 9 months - Children	1,167	1,682	69.4%	59.3%	58.6%	57.4%
% of FP17s for the same patient ID Re-attending between 3 & 9 months - Adults	3,300	4,952	66.6%	54.4%	51.6%	50.5%
% of FP17s for Band 1 Urgent Courses	448	6,217	7.2%	6.9%	8.0%	9.1%
% of FP17s Relating to Free Repair or Replacements	99	6,217	1.6%	0.9%	0.8%	0.8%
% of FP17s Relating to Continuations	84	6,217	1.4%	1.4%	1.3%	1.3%
% of Patients satisfied with the dentistry they have received	8	9	N/A	93.2%	93.1%	93.2%
% of Patients satisfied with the time they had to wait for an appointment	7	9	N/A	89.3%	89.1%	89.0%

* This is based on patients treated on this contract for their most recent course of treatment. Figures in italics indicate the base number of FP17s or Patient Questionnaire responses are less than 100. N/A is shown where the base number of responses is less than 10 during the period. % is calculated as Quantity/Base number*100

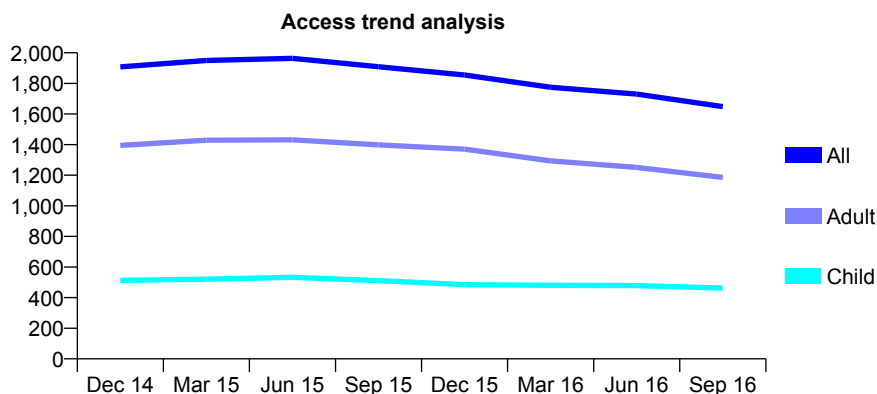
Q60 - Vital Signs At a Glance Contract Report for 159263/0002 - September 2016

Name or company name	Smile Design Shropshire Ltd
Contract type name	GDS Contract
Purpose of contract	General
Contract start date	01/07/2009
Contract end date	

16/17 Contracted general activity (UDA)	5,619
Carry forward general activity (UDA)	0
16/17 Contracted orthodontic activity (UOA)	0
Carry forward orthodontic activity (UOA)	0
Baseline contract value	£147,509.54

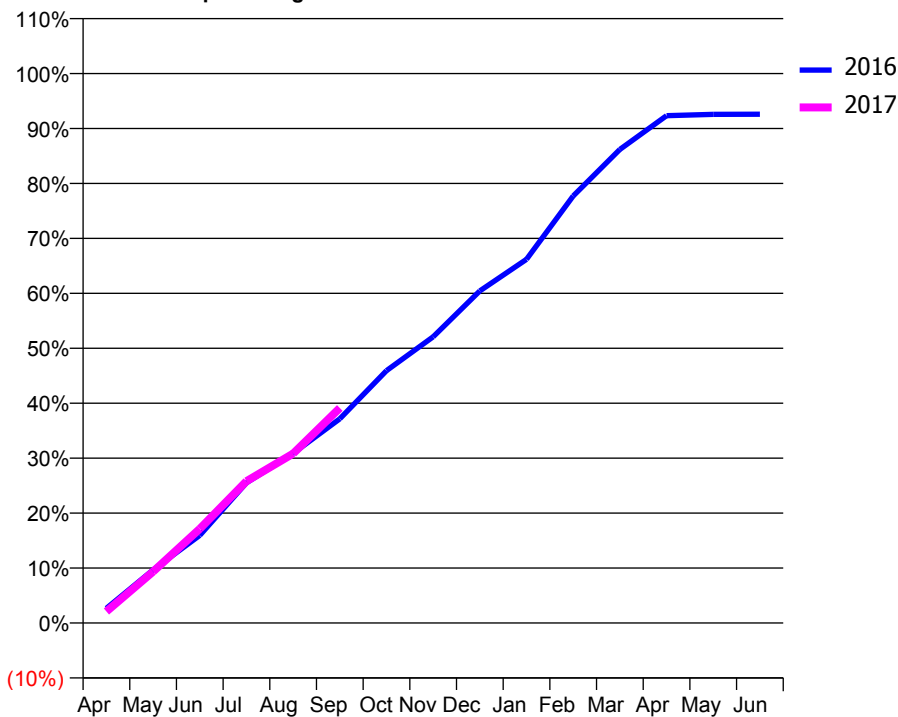
ACCESS*

Patients seen in 24 months	Total	Change since previous quarter
Quarter ending September 2015	1,909	
Quarter ending December 2015	1,855	↓
Quarter ending March 2016	1,775	↓
Quarter ending June 2016	1,730	↓
Quarter ending September 2016	1,648	↓
Variance since September 2015	(13.7%)	↓



ACTIVITY

Cumulative percentage of contracted UDA delivered 2016 & 2017



Adjusted Scheduled Activity (UDA)

Month	2016	2017
April	150	118
May	544	526
June	896	963
July	1,433	1,450
August	1,735	1,732
September	2,088	2,199
October	2,580	
November	2,926	
December	3,396	
January	3,720	
February	4,367	
March	4,843	
April	5,188	
May	5,202	
June	5,203	

QUALITY

	Quantity	Base Number	Contract	AT	Region	England
% of FP17s for the same patient ID Re-attending within 3 months - Children	46	408	11.3%	10.4%	12.0%	12.4%
% of FP17s for the same patient ID Re-attending within 3 months - Adults	114	887	12.9%	14.2%	15.9%	16.7%
% of FP17s for the same patient ID Re-attending between 3 & 9 months - Children	281	408	68.9%	59.3%	58.6%	57.4%
% of FP17s for the same patient ID Re-attending between 3 & 9 months - Adults	610	887	68.8%	54.4%	51.6%	50.5%
% of FP17s for Band 1 Urgent Courses	98	1,159	8.5%	6.9%	8.0%	9.1%
% of FP17s Relating to Free Repair or Replacements	6	1,159	0.5%	0.9%	0.8%	0.8%
% of FP17s Relating to Continuations	7	1,159	0.6%	1.4%	1.3%	1.3%
% of Patients satisfied with the dentistry they have received	1	1	N/A	93.2%	93.1%	93.2%
% of Patients satisfied with the time they had to wait for an appointment	1	1	N/A	89.3%	89.1%	89.0%

* This is based on patients treated on this contract for their most recent course of treatment. Figures in italics indicate the base number of FP17s or Patient Questionnaire responses are less than 100. N/A is shown where the base number of responses is less than 10 during the period. % is calculated as Quantity/Base number*100

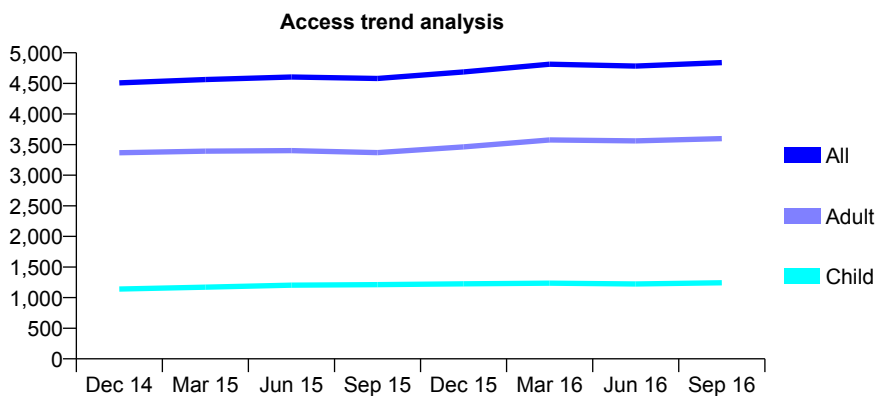
Q60 - Vital Signs At a Glance Contract Report for 159441/0001 - September 2016

Name or company name	DentalPerfection@Branston
Contract type name	GDS Contract
Purpose of contract	General
Contract start date	28/01/2011
Contract end date	

16/17 Contracted general activity (UDA)	15,786
Carry forward general activity (UDA)	0
16/17 Contracted orthodontic activity (UOA)	0
Carry forward orthodontic activity (UOA)	0
Baseline contract value	£365,370.21

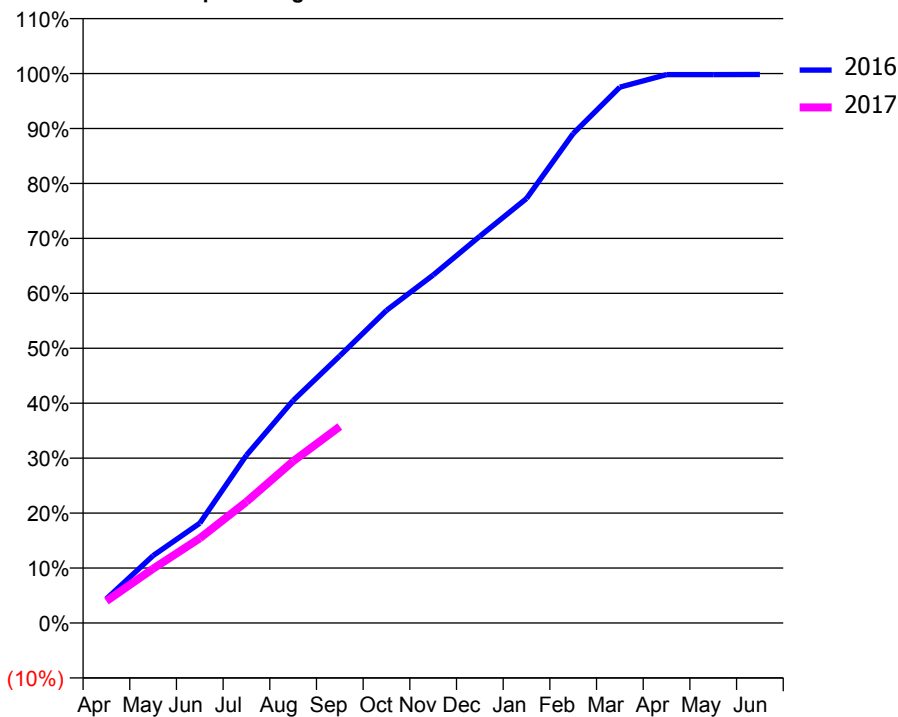
ACCESS*

Patients seen in 24 months	Total	Change since previous quarter
Quarter ending September 2015	4,581	
Quarter ending December 2015	4,688	↑
Quarter ending March 2016	4,813	↑
Quarter ending June 2016	4,784	→
Quarter ending September 2016	4,839	→
Variance since September 2015	5.6%	↑



ACTIVITY

Cumulative percentage of contracted UDA delivered 2016 & 2017



Month	Adjusted Scheduled Activity (UDA)	
	2016	2017
April	557	630
May	1,555	1,562
June	2,303	2,434
July	3,871	3,486
August	5,131	4,648
September	6,162	5,645
October	7,212	
November	8,028	
December	8,923	
January	9,792	
February	11,292	
March	12,360	
April	12,649	
May	12,649	
June	12,652	

QUALITY

	Quantity	Base Number	Contract	AT	Region	England
% of FP17s for the same patient ID Re-attending within 3 months - Children	35	816	4.3%	10.4%	12.0%	12.4%
% of FP17s for the same patient ID Re-attending within 3 months - Adults	237	2,073	11.4%	14.2%	15.9%	16.7%
% of FP17s for the same patient ID Re-attending between 3 & 9 months - Children	408	816	50.0%	59.3%	58.6%	57.4%
% of FP17s for the same patient ID Re-attending between 3 & 9 months - Adults	957	2,073	46.2%	54.4%	51.6%	50.5%
% of FP17s for Band 1 Urgent Courses	94	2,748	3.4%	6.9%	8.0%	9.1%
% of FP17s Relating to Free Repair or Replacements	3	2,748	0.1%	0.9%	0.8%	0.8%
% of FP17s Relating to Continuations	57	2,748	2.1%	1.4%	1.3%	1.3%
% of Patients satisfied with the dentistry they have received	4	4	N/A	93.2%	93.1%	93.2%
% of Patients satisfied with the time they had to wait for an appointment	3	4	N/A	89.3%	89.1%	89.0%

* This is based on patients treated on this contract for their most recent course of treatment. Figures in italics indicate the base number of FP17s or Patient Questionnaire responses are less than 100. N/A is shown where the base number of responses is less than 10 during the period. % is calculated as Quantity/Base number*100

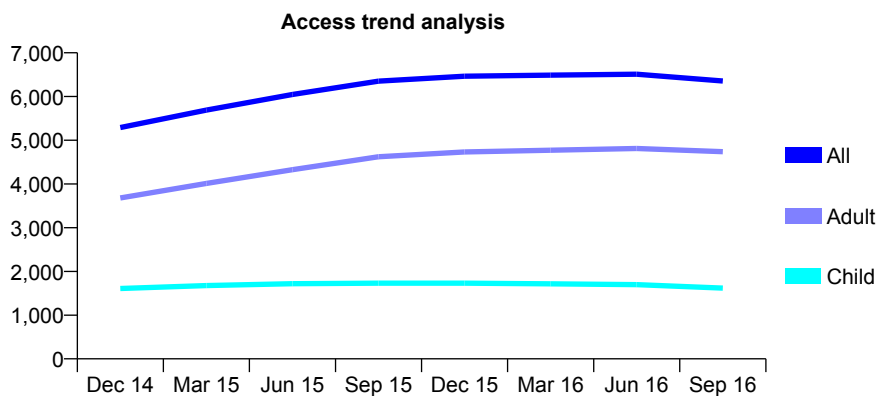
Q60 - Vital Signs At a Glance Contract Report for 161799/0001 - September 2016

Name or company name	Lyme Dental Practice
Contract type name	GDS Contract
Purpose of contract	General
Contract start date	21/10/2013
Contract end date	

16/17 Contracted general activity (UDA)	19,000
Carry forward general activity (UDA)	0
16/17 Contracted orthodontic activity (UOA)	0
Carry forward orthodontic activity (UOA)	0
Baseline contract value	£430,085.13

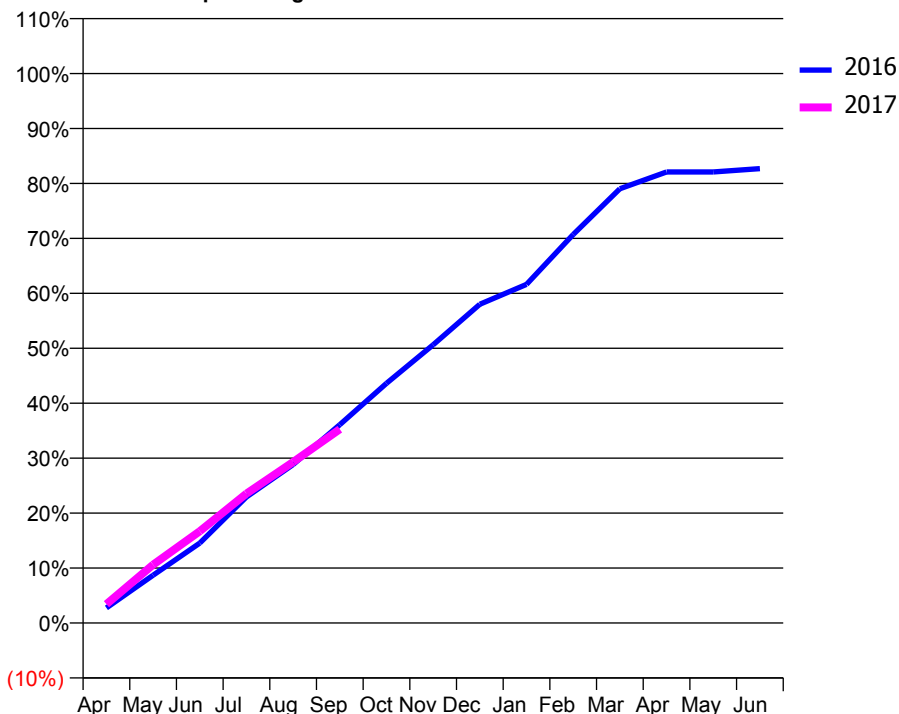
ACCESS*

Patients seen in 24 months	Total	Change since previous quarter
Quarter ending September 2015	6,353	
Quarter ending December 2015	6,464	→
Quarter ending March 2016	6,488	→
Quarter ending June 2016	6,511	→
Quarter ending September 2016	6,356	↓
Variance since September 2015	0.0%	→



ACTIVITY

Cumulative percentage of contracted UDA delivered 2016 & 2017



Month	Adjusted Scheduled Activity (UDA)	
	2016	2017
April	525	655
May	1,652	2,018
June	2,765	3,176
July	4,360	4,475
August	5,482	5,569
September	6,856	6,704
October	8,288	
November	9,618	
December	11,024	
January	11,711	
February	13,435	
March	15,014	
April	15,594	
May	15,595	
June	15,712	

QUALITY

	Quantity	Base Number	Contract	AT	Region	England
% of FP17s for the same patient ID Re-attending within 3 months - Children	74	1,136	6.5%	10.4%	12.0%	12.4%
% of FP17s for the same patient ID Re-attending within 3 months - Adults	412	3,187	12.9%	14.2%	15.9%	16.7%
% of FP17s for the same patient ID Re-attending between 3 & 9 months - Children	712	1,136	62.7%	59.3%	58.6%	57.4%
% of FP17s for the same patient ID Re-attending between 3 & 9 months - Adults	1,900	3,187	59.6%	54.4%	51.6%	50.5%
% of FP17s for Band 1 Urgent Courses	124	3,928	3.2%	6.9%	8.0%	9.1%
% of FP17s Relating to Free Repair or Replacements	5	3,928	0.1%	0.9%	0.8%	0.8%
% of FP17s Relating to Continuations	103	3,928	2.6%	1.4%	1.3%	1.3%
% of Patients satisfied with the dentistry they have received	10	10	100.0%	93.2%	93.1%	93.2%
% of Patients satisfied with the time they had to wait for an appointment	10	10	100.0%	89.3%	89.1%	89.0%

* This is based on patients treated on this contract for their most recent course of treatment. Figures in italics indicate the base number of FP17s or Patient Questionnaire responses are less than 100. N/A is shown where the base number of responses is less than 10 during the period. % is calculated as Quantity/Base number*100

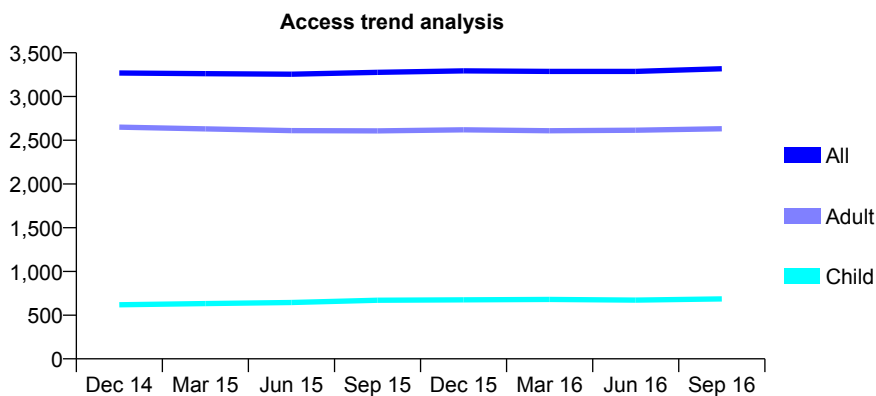
Q60 - Vital Signs At a Glance Contract Report for 162094/0001 - September 2016

Name or company name	The Dental Surgery
Contract type name	GDS Contract
Purpose of contract	General
Contract start date	01/10/2009
Contract end date	

16/17 Contracted general activity (UDA)	10,964
Carry forward general activity (UDA)	-54
16/17 Contracted orthodontic activity (UOA)	0
Carry forward orthodontic activity (UOA)	0
Baseline contract value	£184,364.72

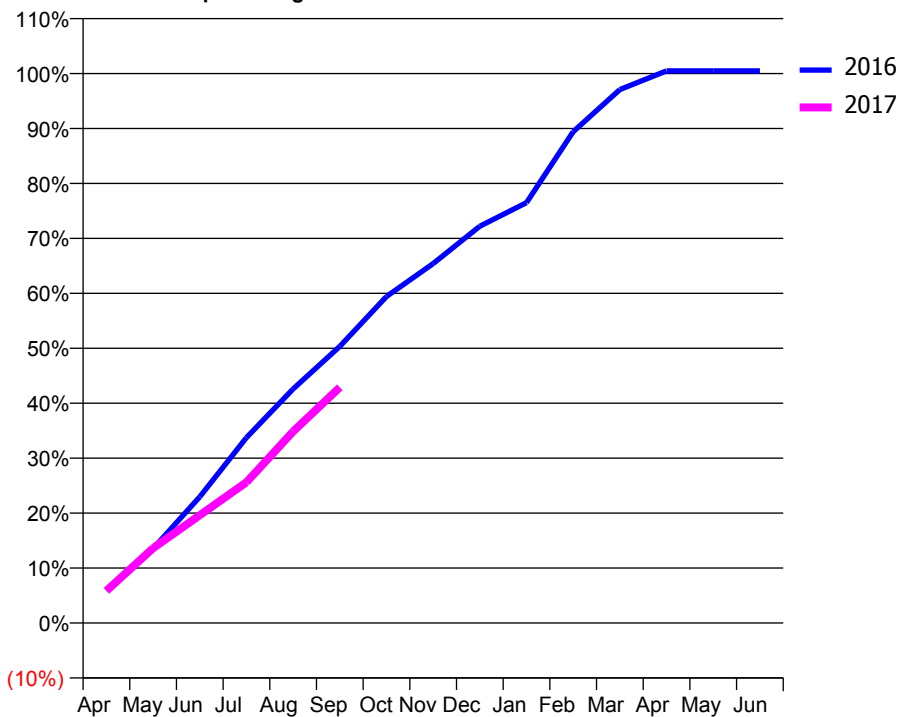
ACCESS*

Patients seen in 24 months	Total	Change since previous quarter
Quarter ending September 2015	3,277	
Quarter ending December 2015	3,294	→
Quarter ending March 2016	3,288	→
Quarter ending June 2016	3,287	→
Quarter ending September 2016	3,317	→
Variance since September 2015	1.2%	→



ACTIVITY

Cumulative percentage of contracted UDA delivered 2016 & 2017



Adjusted Scheduled Activity (UDA)

Month	2016	2017
April	649	642
May	1,485	1,494
June	2,517	2,150
July	3,700	2,807
August	4,671	3,823
September	5,521	4,702
October	6,514	
November	7,171	
December	7,918	
January	8,388	
February	9,802	
March	10,645	
April	11,018	
May	11,018	
June	11,018	

QUALITY

	Quantity	Base Number	Contract	AT	Region	England
% of FP17s for the same patient ID Re-attending within 3 months - Children	7	395	1.8%	10.4%	12.0%	12.4%
% of FP17s for the same patient ID Re-attending within 3 months - Adults	111	1,484	7.5%	14.2%	15.9%	16.7%
% of FP17s for the same patient ID Re-attending between 3 & 9 months - Children	144	395	36.5%	59.3%	58.6%	57.4%
% of FP17s for the same patient ID Re-attending between 3 & 9 months - Adults	712	1,484	48.0%	54.4%	51.6%	50.5%
% of FP17s for Band 1 Urgent Courses	67	1,734	3.9%	6.9%	8.0%	9.1%
% of FP17s Relating to Free Repair or Replacements	38	1,734	2.2%	0.9%	0.8%	0.8%
% of FP17s Relating to Continuations	10	1,734	0.6%	1.4%	1.3%	1.3%
% of Patients satisfied with the dentistry they have received	11	11	100.0%	93.2%	93.1%	93.2%
% of Patients satisfied with the time they had to wait for an appointment	9	11	81.8%	89.3%	89.1%	89.0%

* This is based on patients treated on this contract for their most recent course of treatment. Figures in italics indicate the base number of FP17s or Patient Questionnaire responses are less than 100. N/A is shown where the base number of responses is less than 10 during the period. % is calculated as Quantity/Base number*100

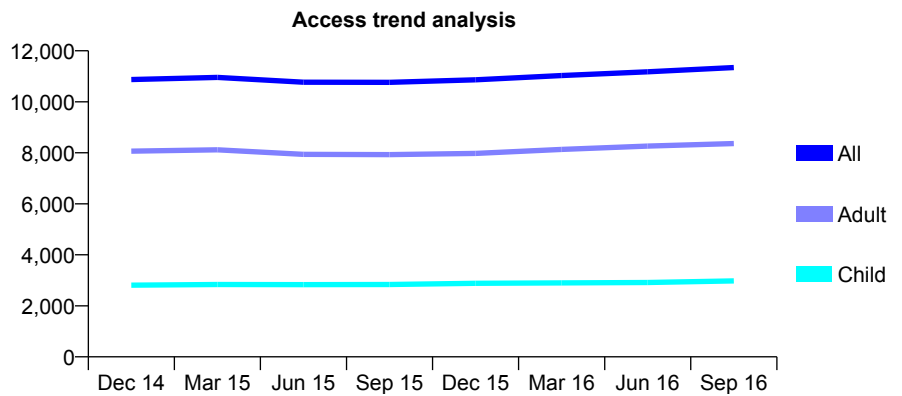
Q60 - Vital Signs At a Glance Contract Report for 162671/0001 - September 2016

Name or company name	Smallthorne Family Dental Centre
Contract type name	GDS Contract
Purpose of contract	General
Contract start date	01/04/2012
Contract end date	

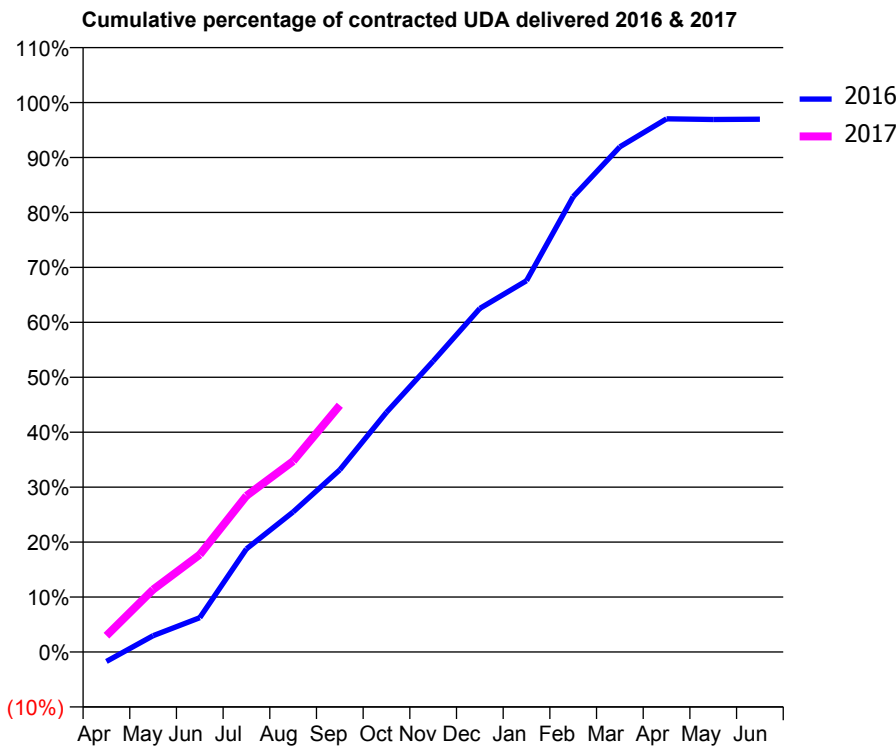
16/17 Contracted general activity (UDA)	31,552
Carry forward general activity (UDA)	0
16/17 Contracted orthodontic activity (UOA)	0
Carry forward orthodontic activity (UOA)	0
Baseline contract value	£907,601.28

ACCESS*

Patients seen in 24 months	Total	Change since previous quarter
Quarter ending September 2015	10,766	
Quarter ending December 2015	10,861	→
Quarter ending March 2016	11,032	→
Quarter ending June 2016	11,177	→
Quarter ending September 2016	11,343	→
Variance since September 2015	5.4%	↑



ACTIVITY



Month	Adjusted Scheduled Activity (UDA)	
	2016	2017
April	-516	941
May	883	3,585
June	1,860	5,596
July	5,583	8,971
August	7,582	10,958
September	9,865	14,172
October	12,978	
November	15,751	
December	18,600	
January	20,103	
February	24,649	
March	27,349	
April	28,866	
May	28,832	
June	28,846	

QUALITY

	Quantity	Base Number	Contract	AT	Region	England
% of FP17s for the same patient ID Re-attending within 3 months - Children	158	2,134	7.4%	10.4%	12.0%	12.4%
% of FP17s for the same patient ID Re-attending within 3 months - Adults	671	5,399	12.4%	14.2%	15.9%	16.7%
% of FP17s for the same patient ID Re-attending between 3 & 9 months - Children	1,090	2,134	51.1%	59.3%	58.6%	57.4%
% of FP17s for the same patient ID Re-attending between 3 & 9 months - Adults	2,501	5,399	46.3%	54.4%	51.6%	50.5%
% of FP17s for Band 1 Urgent Courses	297	6,858	4.3%	6.9%	8.0%	9.1%
% of FP17s Relating to Free Repair or Replacements	81	6,858	1.2%	0.9%	0.8%	0.8%
% of FP17s Relating to Continuations	50	6,858	0.7%	1.4%	1.3%	1.3%
% of Patients satisfied with the dentistry they have received	13	13	100.0%	93.2%	93.1%	93.2%
% of Patients satisfied with the time they had to wait for an appointment	13	13	100.0%	89.3%	89.1%	89.0%

* This is based on patients treated on this contract for their most recent course of treatment. Figures in italics indicate the base number of FP17s or Patient Questionnaire responses are less than 100. N/A is shown where the base number of responses is less than 10 during the period. % is calculated as Quantity/Base number*100

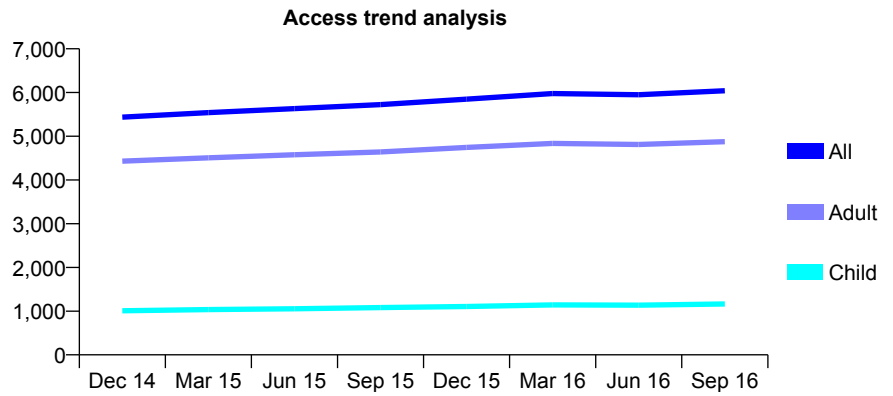
Q60 - Vital Signs At a Glance Contract Report for 165581/0001 - September 2016

Name or company name	Meir Health Dental Surgery
Contract type name	GDS Contract
Purpose of contract	General
Contract start date	01/04/2010
Contract end date	

16/17 Contracted general activity (UDA)	17,250
Carry forward general activity (UDA)	361
16/17 Contracted orthodontic activity (UOA)	0
Carry forward orthodontic activity (UOA)	0
Baseline contract value	£452,088.05

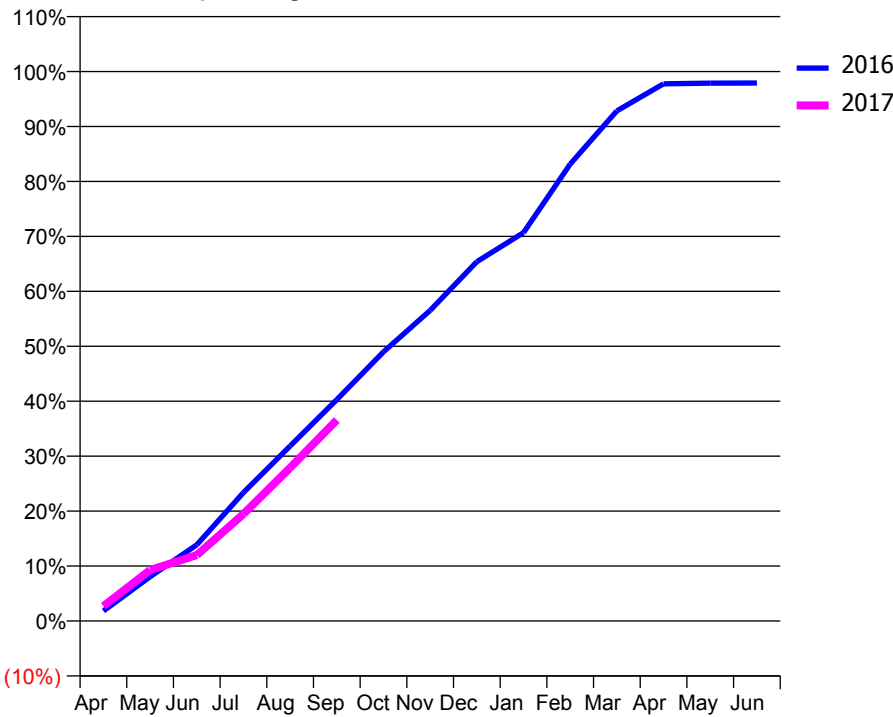
ACCESS*

Patients seen in 24 months	Total	Change since previous quarter
Quarter ending September 2015	5,723	
Quarter ending December 2015	5,848	↑
Quarter ending March 2016	5,978	↑
Quarter ending June 2016	5,948	→
Quarter ending September 2016	6,040	→
Variance since September 2015	5.5%	↑



ACTIVITY

Cumulative percentage of contracted UDA delivered 2016 & 2017



Month	Adjusted Scheduled Activity (UDA)	
	2016	2017
April	317	465
May	1,391	1,601
June	2,391	2,072
July	4,034	3,358
August	5,496	4,812
September	6,952	6,309
October	8,448	
November	9,753	
December	11,281	
January	12,190	
February	14,342	
March	16,013	
April	16,863	
May	16,885	
June	16,889	

QUALITY

	Quantity	Base Number	Contract	AT	Region	England
% of FP17s for the same patient ID Re-attending within 3 months - Children	46	841	5.5%	10.4%	12.0%	12.4%
% of FP17s for the same patient ID Re-attending within 3 months - Adults	391	3,374	11.6%	14.2%	15.9%	16.7%
% of FP17s for the same patient ID Re-attending between 3 & 9 months - Children	465	841	55.3%	59.3%	58.6%	57.4%
% of FP17s for the same patient ID Re-attending between 3 & 9 months - Adults	2,132	3,374	63.2%	54.4%	51.6%	50.5%
% of FP17s for Band 1 Urgent Courses	236	3,794	6.2%	6.9%	8.0%	9.1%
% of FP17s Relating to Free Repair or Replacements	23	3,794	0.6%	0.9%	0.8%	0.8%
% of FP17s Relating to Continuations	25	3,794	0.7%	1.4%	1.3%	1.3%
% of Patients satisfied with the dentistry they have received	7	9	N/A	93.2%	93.1%	93.2%
% of Patients satisfied with the time they had to wait for an appointment	8	9	N/A	89.3%	89.1%	89.0%

* This is based on patients treated on this contract for their most recent course of treatment. Figures in italics indicate the base number of FP17s or Patient Questionnaire responses are less than 100. N/A is shown where the base number of responses is less than 10 during the period. % is calculated as Quantity/Base number*100

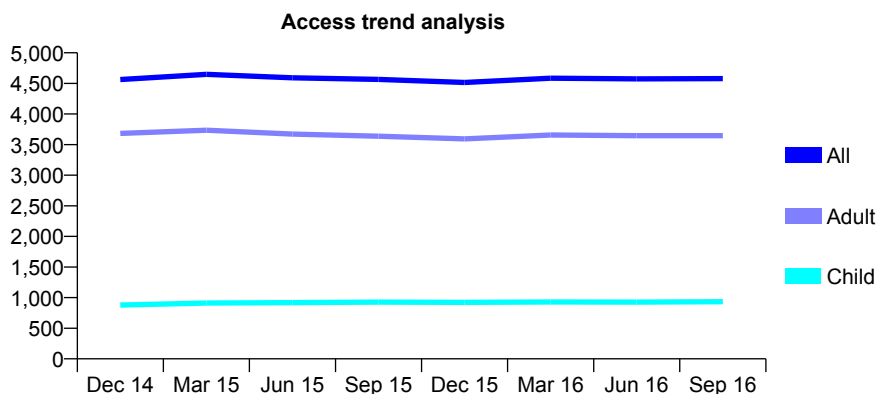
Q60 - Vital Signs At a Glance Contract Report for 165832/0001 - September 2016

Name or company name	Dam Street Dental Practice
Contract type name	GDS Contract
Purpose of contract	General
Contract start date	16/05/2012
Contract end date	

16/17 Contracted general activity (UDA)	12,210
Carry forward general activity (UDA)	0
16/17 Contracted orthodontic activity (UOA)	0
Carry forward orthodontic activity (UOA)	0
Baseline contract value	£311,248.78

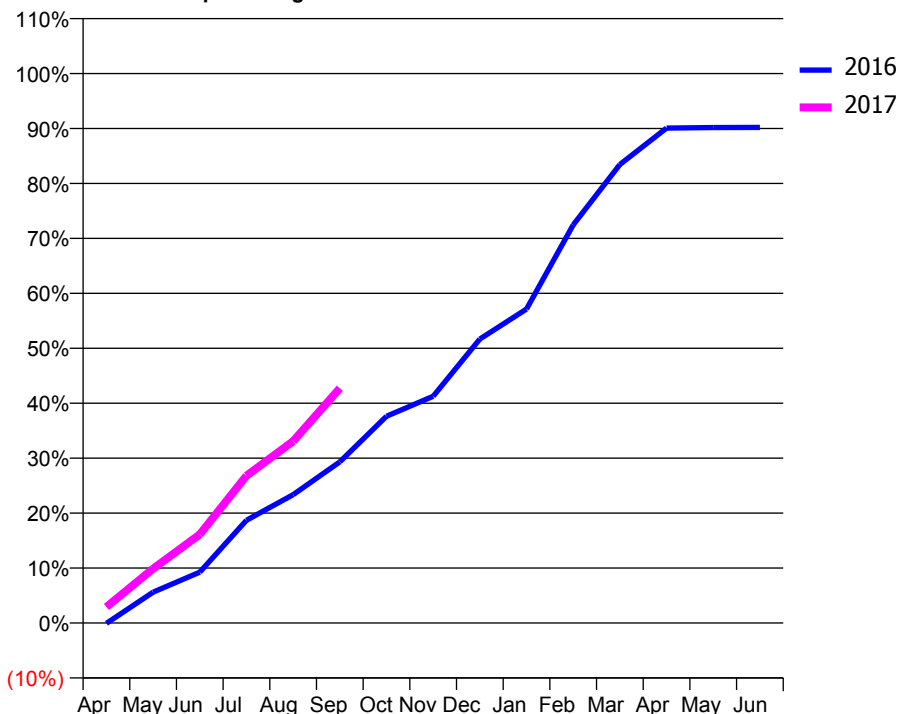
ACCESS*

Patients seen in 24 months	Total	Change since previous quarter
Quarter ending September 2015	4,565	
Quarter ending December 2015	4,516	↓
Quarter ending March 2016	4,585	→
Quarter ending June 2016	4,574	→
Quarter ending September 2016	4,579	→
Variance since September 2015	0.3%	→



ACTIVITY

Cumulative percentage of contracted UDA delivered 2016 & 2017



Month	Adjusted Scheduled Activity (UDA)	
	2016	2017
April	-10	358
May	685	1,206
June	1,132	1,969
July	2,282	3,273
August	2,853	4,040
September	3,582	5,216
October	4,593	
November	5,039	
December	6,311	
January	6,978	
February	8,847	
March	10,188	
April	10,998	
May	11,009	
June	11,011	

QUALITY

	Quantity	Base Number	Contract	AT	Region	England
% of FP17s for the same patient ID Re-attending within 3 months - Children	69	607	11.4%	10.4%	12.0%	12.4%
% of FP17s for the same patient ID Re-attending within 3 months - Adults	543	2,443	22.2%	14.2%	15.9%	16.7%
% of FP17s for the same patient ID Re-attending between 3 & 9 months - Children	244	607	40.2%	59.3%	58.6%	57.4%
% of FP17s for the same patient ID Re-attending between 3 & 9 months - Adults	1,014	2,443	41.5%	54.4%	51.6%	50.5%
% of FP17s for Band 1 Urgent Courses	244	2,468	9.9%	6.9%	8.0%	9.1%
% of FP17s Relating to Free Repair or Replacements	42	2,468	1.7%	0.9%	0.8%	0.8%
% of FP17s Relating to Continuations	43	2,468	1.7%	1.4%	1.3%	1.3%
% of Patients satisfied with the dentistry they have received	9	10	90.0%	93.2%	93.1%	93.2%
% of Patients satisfied with the time they had to wait for an appointment	9	10	90.0%	89.3%	89.1%	89.0%

* This is based on patients treated on this contract for their most recent course of treatment. Figures in italics indicate the base number of FP17s or Patient Questionnaire responses are less than 100. N/A is shown where the base number of responses is less than 10 during the period. % is calculated as Quantity/Base number*100

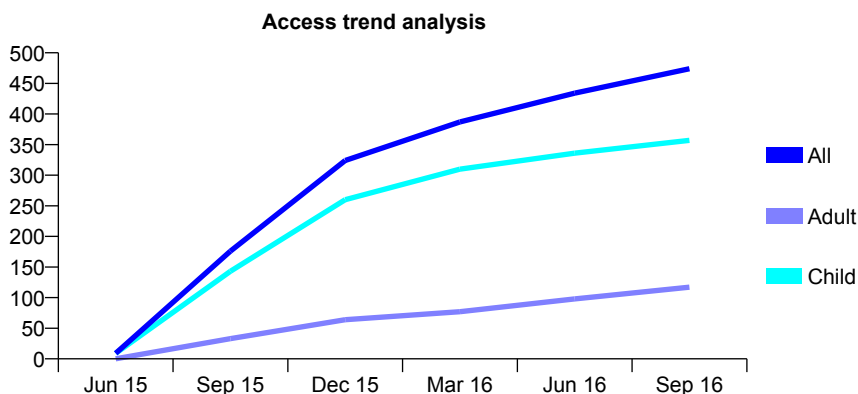
Q60 - Vital Signs At a Glance Contract Report for 166219/0001 - September 2016

Name or company name	Grocott and Vlok
Contract type name	GDS Contract
Purpose of contract	General
Contract start date	18/05/2015
Contract end date	

16/17 Contracted general activity (UDA)	1,471
Carry forward general activity (UDA)	0
16/17 Contracted orthodontic activity (UOA)	0
Carry forward orthodontic activity (UOA)	0
Baseline contract value	£39,350.50

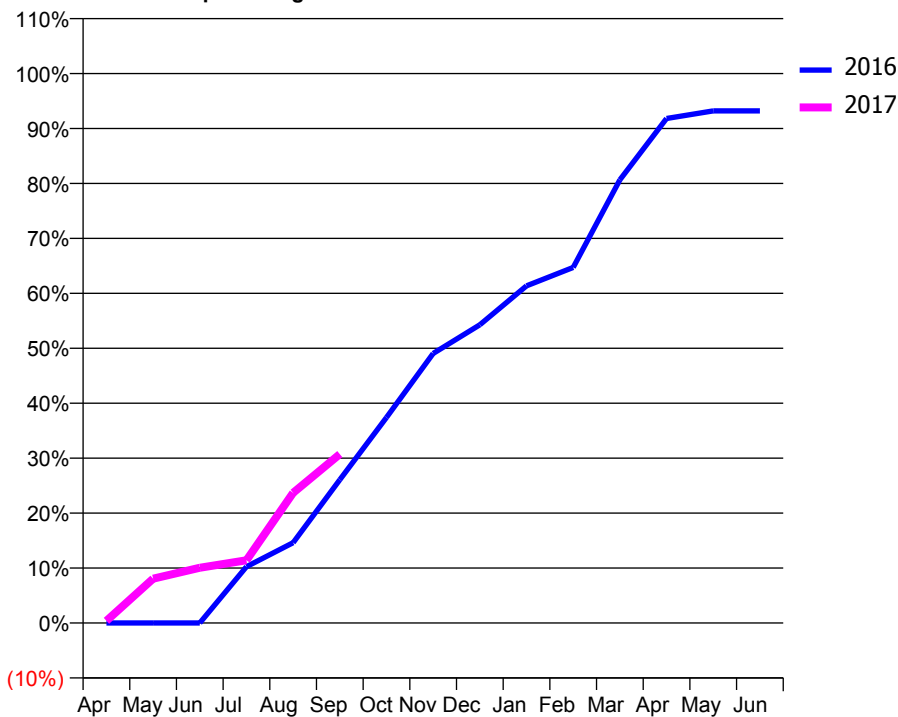
ACCESS*

Patients seen in 24 months	Total	Change since previous quarter
Quarter ending September 2015	176	
Quarter ending December 2015	324	↑
Quarter ending March 2016	387	↑
Quarter ending June 2016	434	↑
Quarter ending September 2016	474	↑
Variance since September 2015	169.3%	↑



ACTIVITY

Cumulative percentage of contracted UDA delivered 2016 & 2017



Adjusted Scheduled Activity (UDA)

Month	2016	2017
April	0	6
May	0	119
June	0	148
July	134	168
August	191	349
September	340	452
October	489	
November	641	
December	709	
January	801	
February	845	
March	1,053	
April	1,199	
May	1,217	
June	1,217	

QUALITY

	Quantity	Base Number	Contract	AT	Region	England
% of FP17s for the same patient ID Re-attending within 3 months - Children	16	246	6.5%	10.4%	12.0%	12.4%
% of FP17s for the same patient ID Re-attending within 3 months - Adults	15	70	21.4%	14.2%	15.9%	16.7%
% of FP17s for the same patient ID Re-attending between 3 & 9 months - Children	125	246	50.8%	59.3%	58.6%	57.4%
% of FP17s for the same patient ID Re-attending between 3 & 9 months - Adults	26	70	37.1%	54.4%	51.6%	50.5%
% of FP17s for Band 1 Urgent Courses	10	248	4.0%	6.9%	8.0%	9.1%
% of FP17s Relating to Free Repair or Replacements	0	248	0.0%	0.9%	0.8%	0.8%
% of FP17s Relating to Continuations	0	248	0.0%	1.4%	1.3%	1.3%
% of Patients satisfied with the dentistry they have received	0	0	N/A	93.2%	93.1%	93.2%
% of Patients satisfied with the time they had to wait for an appointment	0	0	N/A	89.3%	89.1%	89.0%

* This is based on patients treated on this contract for their most recent course of treatment. Figures in italics indicate the base number of FP17s or Patient Questionnaire responses are less than 100. N/A is shown where the base number of responses is less than 10 during the period. % is calculated as Quantity/Base number*100

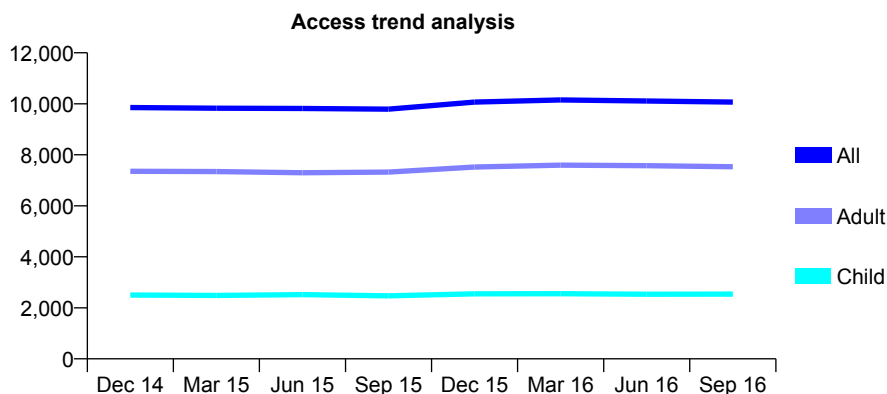
Q60 - Vital Signs At a Glance Contract Report for 168971/0001 - September 2016

Name or company name	Blurton Dental Centre
Contract type name	GDS Contract
Purpose of contract	General
Contract start date	01/04/2012
Contract end date	

16/17 Contracted general activity (UDA)	28,918
Carry forward general activity (UDA)	0
16/17 Contracted orthodontic activity (UOA)	0
Carry forward orthodontic activity (UOA)	0
Baseline contract value	£739,738.29

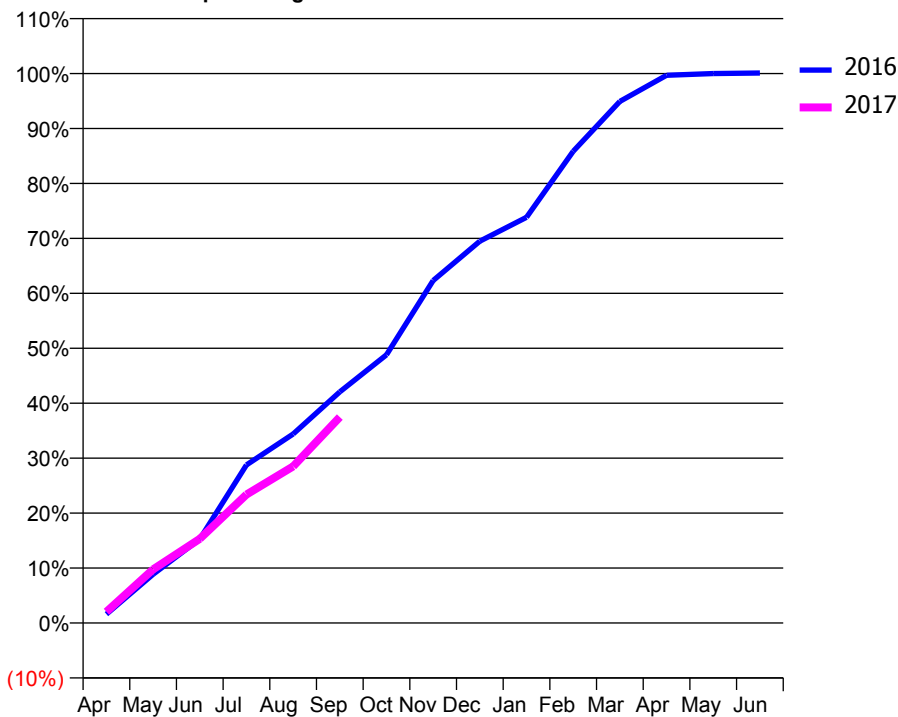
ACCESS*

Patients seen in 24 months	Total	Change since previous quarter
Quarter ending September 2015	9,791	
Quarter ending December 2015	10,070	↑
Quarter ending March 2016	10,150	→
Quarter ending June 2016	10,111	→
Quarter ending September 2016	10,066	→
Variance since September 2015	2.8%	↑



ACTIVITY

Cumulative percentage of contracted UDA delivered 2016 & 2017



Month	Adjusted Scheduled Activity (UDA)	
	2016	2017
April	466	594
May	2,563	2,827
June	4,416	4,432
July	8,319	6,764
August	9,947	8,245
September	12,165	10,837
October	14,114	
November	18,022	
December	20,092	
January	21,352	
February	24,828	
March	27,450	
April	28,821	
May	28,915	
June	28,943	

QUALITY

	Quantity	Base Number	Contract	AT	Region	England
% of FP17s for the same patient ID Re-attending within 3 months - Children	105	1,462	7.2%	10.4%	12.0%	12.4%
% of FP17s for the same patient ID Re-attending within 3 months - Adults	542	4,312	12.6%	14.2%	15.9%	16.7%
% of FP17s for the same patient ID Re-attending between 3 & 9 months - Children	789	1,462	54.0%	59.3%	58.6%	57.4%
% of FP17s for the same patient ID Re-attending between 3 & 9 months - Adults	2,407	4,312	55.8%	54.4%	51.6%	50.5%
% of FP17s for Band 1 Urgent Courses	234	5,024	4.7%	6.9%	8.0%	9.1%
% of FP17s Relating to Free Repair or Replacements	48	5,024	1.0%	0.9%	0.8%	0.8%
% of FP17s Relating to Continuations	38	5,024	0.8%	1.4%	1.3%	1.3%
% of Patients satisfied with the dentistry they have received	13	14	92.9%	93.2%	93.1%	93.2%
% of Patients satisfied with the time they had to wait for an appointment	12	14	85.7%	89.3%	89.1%	89.0%

* This is based on patients treated on this contract for their most recent course of treatment. Figures in italics indicate the base number of FP17s or Patient Questionnaire responses are less than 100. N/A is shown where the base number of responses is less than 10 during the period. % is calculated as Quantity/Base number*100

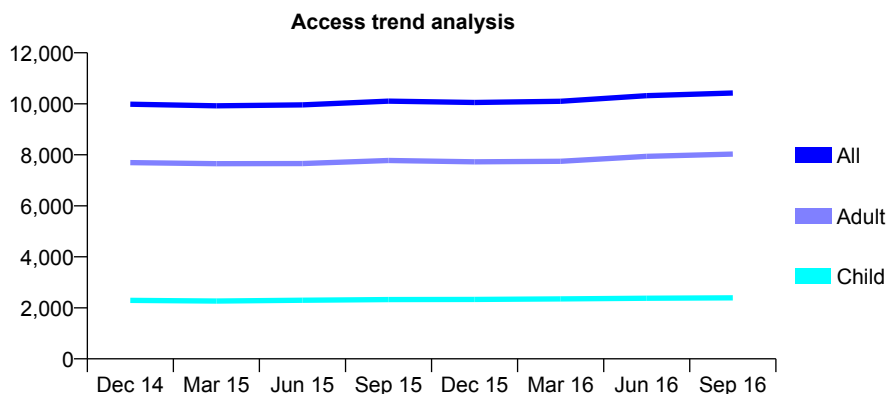
Q60 - Vital Signs At a Glance Contract Report for 171077/0001 - September 2016

Name or company name	Avondale House Surgery Ltd
Contract type name	GDS Contract
Purpose of contract	General
Contract start date	04/09/2009
Contract end date	

16/17 Contracted general activity (UDA)	30,210
Carry forward general activity (UDA)	-574
16/17 Contracted orthodontic activity (UOA)	0
Carry forward orthodontic activity (UOA)	0
Baseline contract value	£795,256.57

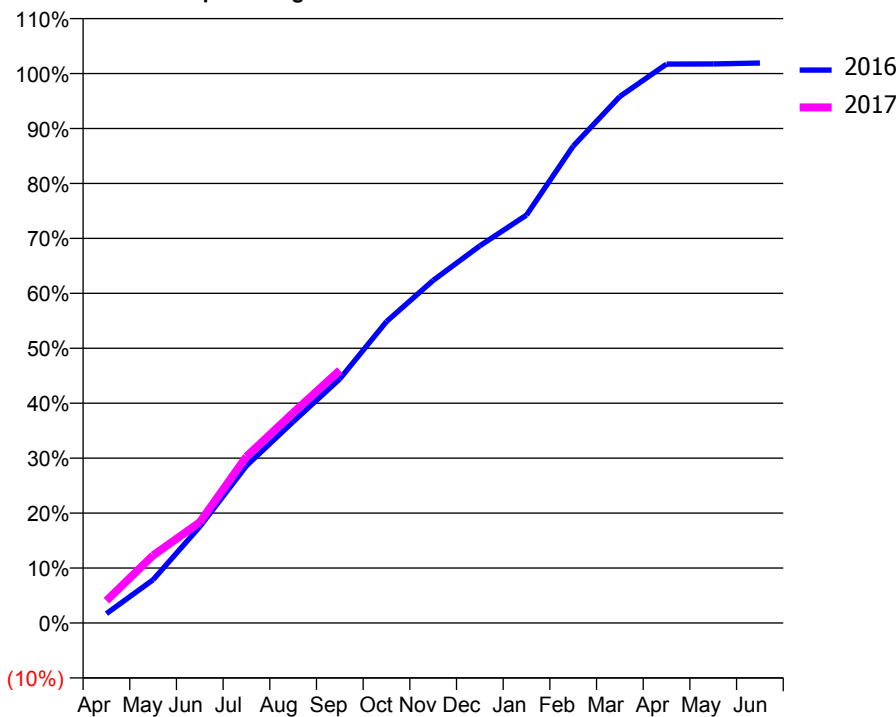
ACCESS*

Patients seen in 24 months	Total	Change since previous quarter
Quarter ending September 2015	10,104	
Quarter ending December 2015	10,054	→
Quarter ending March 2016	10,097	→
Quarter ending June 2016	10,317	↑
Quarter ending September 2016	10,421	→
Variance since September 2015	3.1%	↑



ACTIVITY

Cumulative percentage of contracted UDA delivered 2016 & 2017



Month	Adjusted Scheduled Activity (UDA)	
	2016	2017
April	518	1,230
May	2,380	3,720
June	5,297	5,540
July	8,647	9,155
August	11,063	11,561
September	13,420	13,893
October	16,570	
November	18,837	
December	20,735	
January	22,431	
February	26,216	
March	28,946	
April	30,727	
May	30,736	
June	30,784	

QUALITY

	Quantity	Base Number	Contract	AT	Region	England
% of FP17s for the same patient ID Re-attending within 3 months - Children	83	1,347	6.2%	10.4%	12.0%	12.4%
% of FP17s for the same patient ID Re-attending within 3 months - Adults	783	4,732	16.5%	14.2%	15.9%	16.7%
% of FP17s for the same patient ID Re-attending between 3 & 9 months - Children	537	1,347	39.9%	59.3%	58.6%	57.4%
% of FP17s for the same patient ID Re-attending between 3 & 9 months - Adults	1,812	4,732	38.3%	54.4%	51.6%	50.5%
% of FP17s for Band 1 Urgent Courses	728	5,326	13.7%	6.9%	8.0%	9.1%
% of FP17s Relating to Free Repair or Replacements	38	5,326	0.7%	0.9%	0.8%	0.8%
% of FP17s Relating to Continuations	47	5,326	0.9%	1.4%	1.3%	1.3%
% of Patients satisfied with the dentistry they have received	10	10	100.0%	93.2%	93.1%	93.2%
% of Patients satisfied with the time they had to wait for an appointment	10	10	100.0%	89.3%	89.1%	89.0%

* This is based on patients treated on this contract for their most recent course of treatment. Figures in italics indicate the base number of FP17s or Patient Questionnaire responses are less than 100. N/A is shown where the base number of responses is less than 10 during the period. % is calculated as Quantity/Base number*100

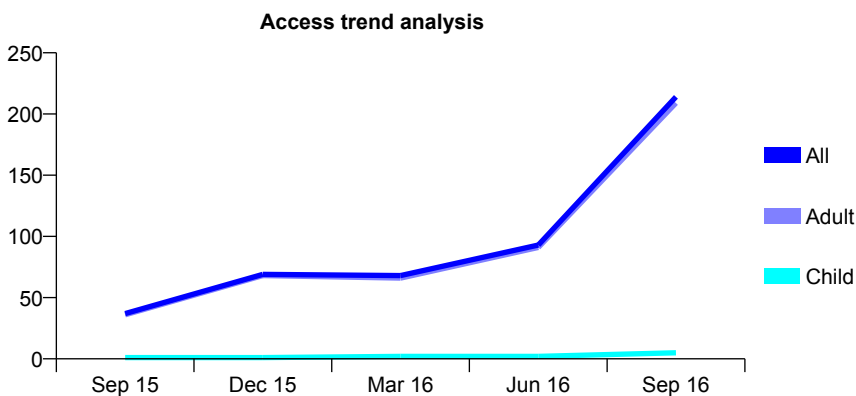
Q60 - Vital Signs At a Glance Contract Report for 175293/0001 - September 2016

Name or company name	Stirchley Dental Practice
Contract type name	PDS Contract
Purpose of contract	General
Contract start date	01/07/2015
Contract end date	31/03/2020

16/17 Contracted general activity (UDA)	1,800
Carry forward general activity (UDA)	0
16/17 Contracted orthodontic activity (UOA)	0
Carry forward orthodontic activity (UOA)	0
Baseline contract value	£72,557.11

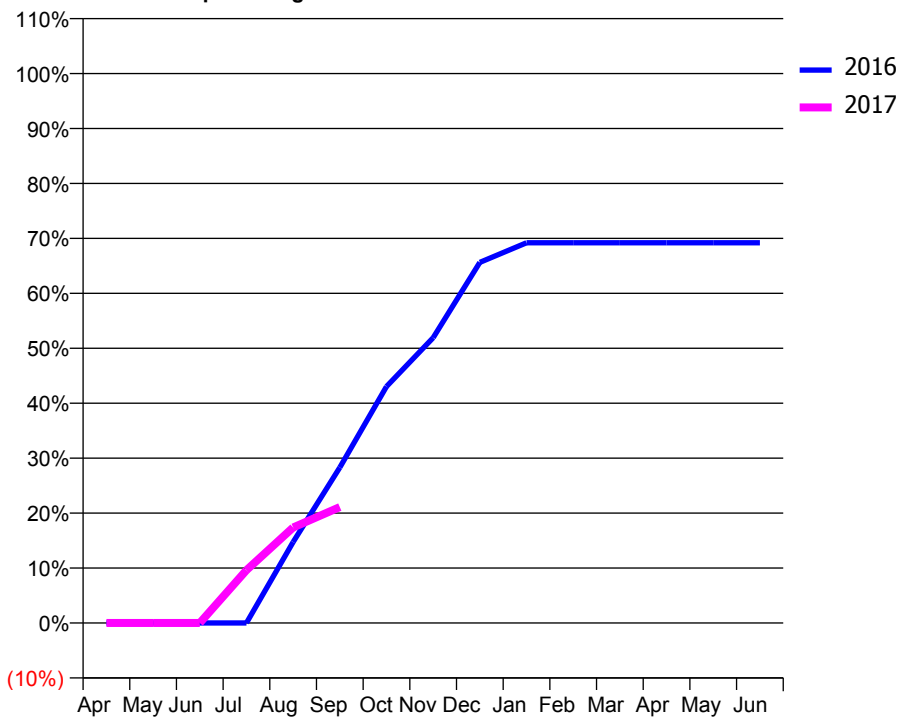
ACCESS*

Patients seen in 24 months	Total	Change since previous quarter
Quarter ending September 2015	37	
Quarter ending December 2015	69	↑
Quarter ending March 2016	68	↓
Quarter ending June 2016	93	↑
Quarter ending September 2016	214	↑
Variance since September 2015	478.4%	↑



ACTIVITY

Cumulative percentage of contracted UDA delivered 2016 & 2017



Month	Adjusted Scheduled Activity (UDA)	
	2016	2017
April	0	0
May	0	0
June	0	0
July	0	173
August	199	313
September	382	380
October	581	
November	701	
December	886	
January	934	
February	934	
March	934	
April	934	
May	934	
June	934	

QUALITY

	Quantity	Base Number	Contract	AT	Region	England
% of FP17s for the same patient ID Re-attending within 3 months - Children	0	1	0.0%	10.4%	12.0%	12.4%
% of FP17s for the same patient ID Re-attending within 3 months - Adults	0	135	0.0%	14.2%	15.9%	16.7%
% of FP17s for the same patient ID Re-attending between 3 & 9 months - Children	0	1	0.0%	59.3%	58.6%	57.4%
% of FP17s for the same patient ID Re-attending between 3 & 9 months - Adults	0	135	0.0%	54.4%	51.6%	50.5%
% of FP17s for Band 1 Urgent Courses	0	136	0.0%	6.9%	8.0%	9.1%
% of FP17s Relating to Free Repair or Replacements	0	136	0.0%	0.9%	0.8%	0.8%
% of FP17s Relating to Continuations	0	136	0.0%	1.4%	1.3%	1.3%
% of Patients satisfied with the dentistry they have received	0	0	N/A	93.2%	93.1%	93.2%
% of Patients satisfied with the time they had to wait for an appointment	0	0	N/A	89.3%	89.1%	89.0%

* This is based on patients treated on this contract for their most recent course of treatment. Figures in italics indicate the base number of FP17s or Patient Questionnaire responses are less than 100. N/A is shown where the base number of responses is less than 10 during the period. % is calculated as Quantity/Base number*100

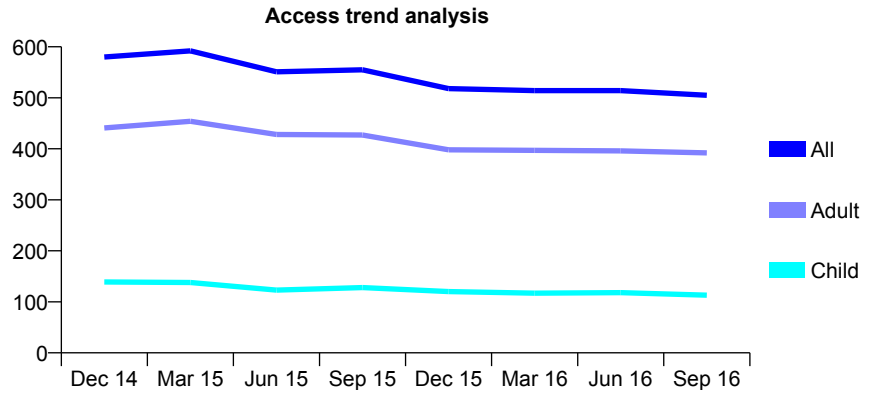
Q60 - Vital Signs At a Glance Contract Report for 17552/0001 - September 2016

Name or company name	Keith Borrett Ltd
Contract type name	GDS Contract
Purpose of contract	General
Contract start date	01/12/2009
Contract end date	

16/17 Contracted general activity (UDA)	1,438
Carry forward general activity (UDA)	0
16/17 Contracted orthodontic activity (UOA)	0
Carry forward orthodontic activity (UOA)	0
Baseline contract value	£36,683.63

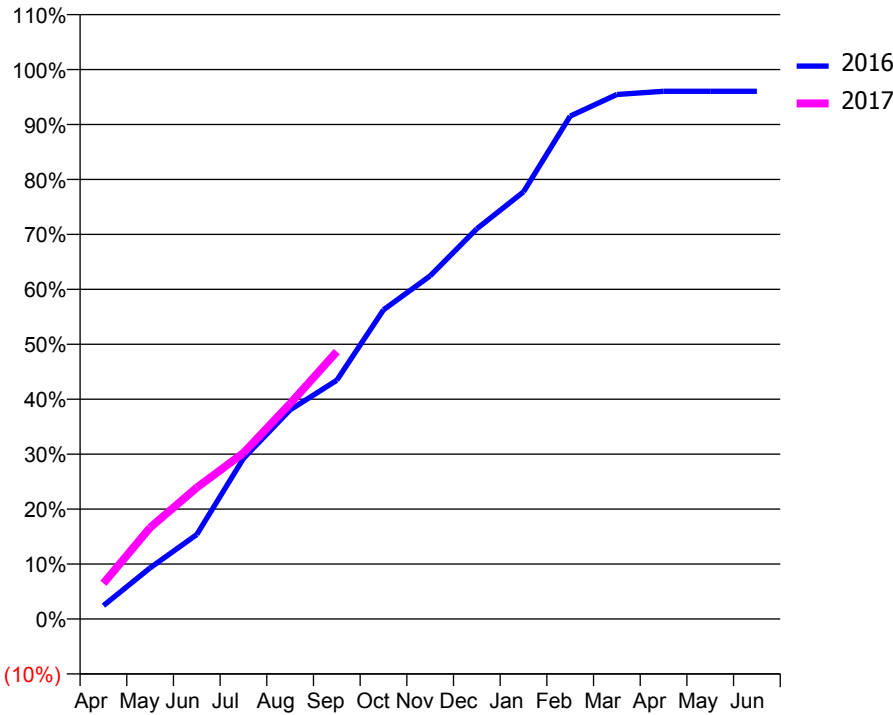
ACCESS*

Patients seen in 24 months	Total	Change since previous quarter
Quarter ending September 2015	555	
Quarter ending December 2015	518	↓
Quarter ending March 2016	514	→
Quarter ending June 2016	514	→
Quarter ending September 2016	505	↓
Variance since September 2015	(9.0%)	↓



ACTIVITY

Cumulative percentage of contracted UDA delivered 2016 & 2017



Month	Adjusted Scheduled Activity (UDA)	
	2016	2017
April	35	93
May	134	239
June	221	344
July	420	435
August	547	564
September	625	700
October	809	
November	898	
December	1,021	
January	1,118	
February	1,316	
March	1,373	
April	1,381	
May	1,381	
June	1,381	

QUALITY

	Quantity	Base Number	Contract	AT	Region	England
% of FP17s for the same patient ID Re-attending within 3 months - Children	2	87	2.3%	10.4%	12.0%	12.4%
% of FP17s for the same patient ID Re-attending within 3 months - Adults	27	301	9.0%	14.2%	15.9%	16.7%
% of FP17s for the same patient ID Re-attending between 3 & 9 months - Children	65	87	74.7%	59.3%	58.6%	57.4%
% of FP17s for the same patient ID Re-attending between 3 & 9 months - Adults	225	301	74.8%	54.4%	51.6%	50.5%
% of FP17s for Band 1 Urgent Courses	25	382	6.5%	6.9%	8.0%	9.1%
% of FP17s Relating to Free Repair or Replacements	0	382	0.0%	0.9%	0.8%	0.8%
% of FP17s Relating to Continuations	1	382	0.3%	1.4%	1.3%	1.3%
% of Patients satisfied with the dentistry they have received	0	1	N/A	93.2%	93.1%	93.2%
% of Patients satisfied with the time they had to wait for an appointment	0	1	N/A	89.3%	89.1%	89.0%

* This is based on patients treated on this contract for their most recent course of treatment. Figures in italics indicate the base number of FP17s or Patient Questionnaire responses are less than 100. N/A is shown where the base number of responses is less than 10 during the period. % is calculated as Quantity/Base number*100

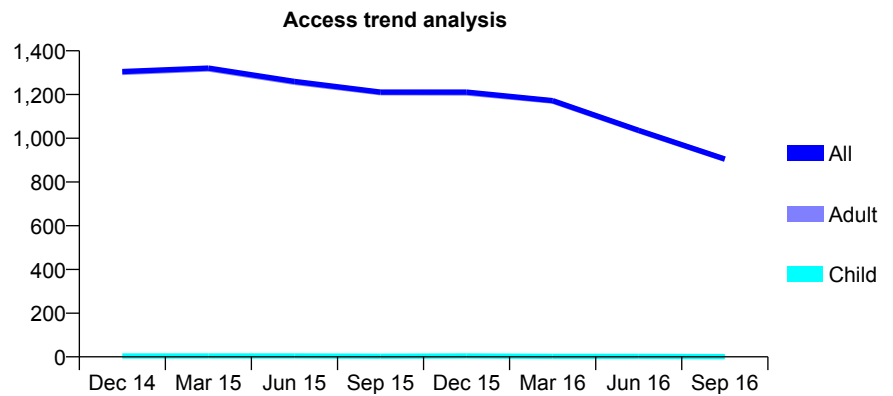
Q60 - Vital Signs At a Glance Contract Report for 175854/0002 - September 2016

Name or company name	South Staffs PCT Provider Services
Contract type name	PDS Contract
Purpose of contract	General
Contract start date	01/04/2011
Contract end date	

16/17 Contracted general activity (UDA)	3,500
Carry forward general activity (UDA)	0
16/17 Contracted orthodontic activity (UOA)	0
Carry forward orthodontic activity (UOA)	0
Baseline contract value	£0.00

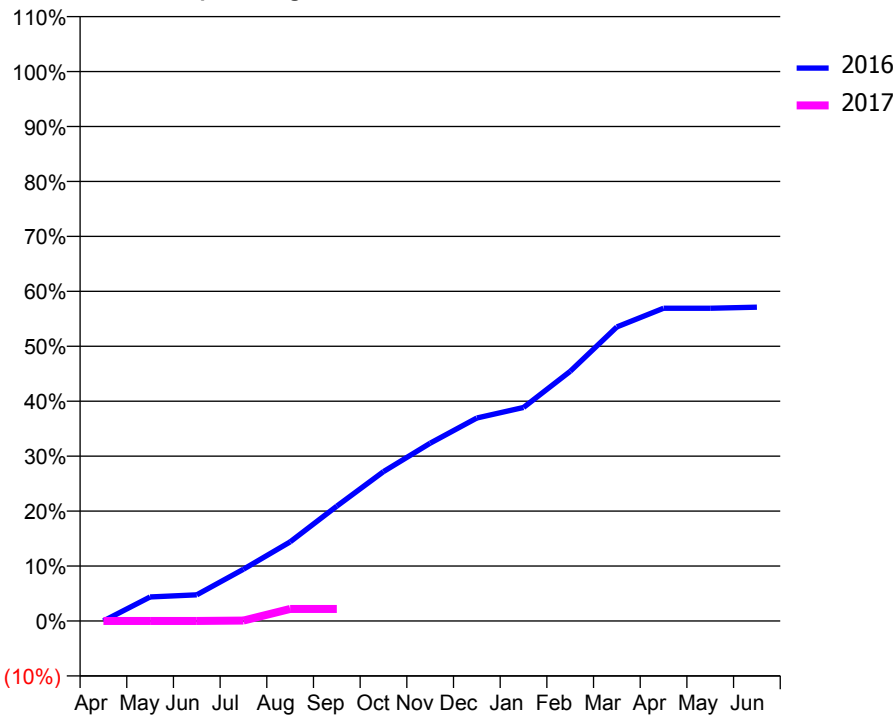
ACCESS*

Patients seen in 24 months	Total	Change since previous quarter
Quarter ending September 2015	1,211	
Quarter ending December 2015	1,211	→
Quarter ending March 2016	1,172	↓
Quarter ending June 2016	1,036	↓
Quarter ending September 2016	905	↓
Variance since September 2015	(25.3%)	↓



ACTIVITY

Cumulative percentage of contracted UDA delivered 2016 & 2017



Month	Adjusted Scheduled Activity (UDA)	
	2016	2017
April	0	0
May	154	0
June	167	0
July	330	3
August	504	77
September	731	77
October	951	
November	1,133	
December	1,293	
January	1,360	
February	1,591	
March	1,874	
April	1,992	
May	1,992	
June	1,999	

QUALITY

	Quantity	Base Number	Contract	AT	Region	England
% of FP17s for the same patient ID Re-attending within 3 months - Children	0	1	0.0%	10.4%	12.0%	12.4%
% of FP17s for the same patient ID Re-attending within 3 months - Adults	17	119	14.3%	14.2%	15.9%	16.7%
% of FP17s for the same patient ID Re-attending between 3 & 9 months - Children	0	1	0.0%	59.3%	58.6%	57.4%
% of FP17s for the same patient ID Re-attending between 3 & 9 months - Adults	10	119	8.4%	54.4%	51.6%	50.5%
% of FP17s for Band 1 Urgent Courses	0	28	0.0%	6.9%	8.0%	9.1%
% of FP17s Relating to Free Repair or Replacements	0	28	0.0%	0.9%	0.8%	0.8%
% of FP17s Relating to Continuations	0	28	0.0%	1.4%	1.3%	1.3%
% of Patients satisfied with the dentistry they have received	0	0	N/A	93.2%	93.1%	93.2%
% of Patients satisfied with the time they had to wait for an appointment	0	0	N/A	89.3%	89.1%	89.0%

* This is based on patients treated on this contract for their most recent course of treatment. Figures in italics indicate the base number of FP17s or Patient Questionnaire responses are less than 100. N/A is shown where the base number of responses is less than 10 during the period. % is calculated as Quantity/Base number*100

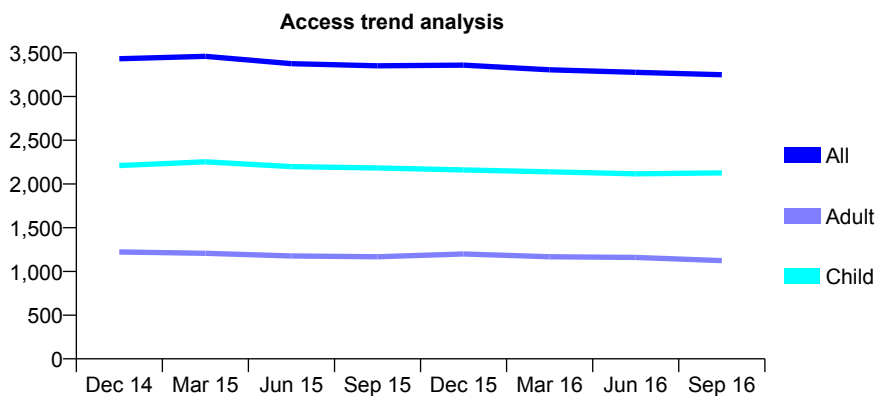
Q60 - Vital Signs At a Glance Contract Report for 176907/0001 - September 2016

Name or company name	The Tutbury Dental Practice Ltd
Contract type name	GDS Contract
Purpose of contract	General
Contract start date	01/09/2009
Contract end date	

16/17 Contracted general activity (UDA)	9,200
Carry forward general activity (UDA)	0
16/17 Contracted orthodontic activity (UOA)	0
Carry forward orthodontic activity (UOA)	0
Baseline contract value	£203,694.52

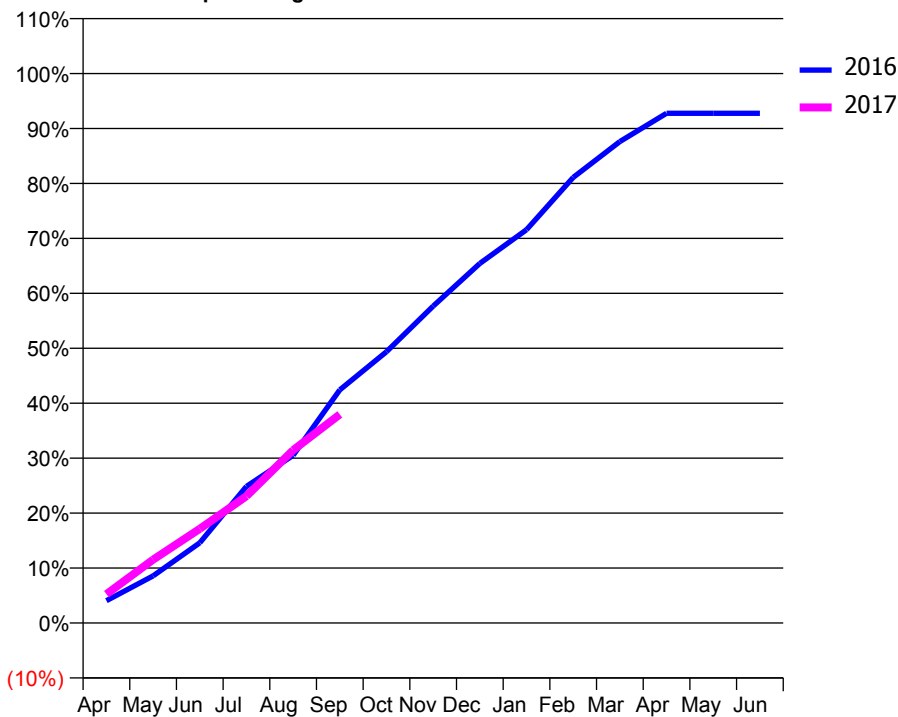
ACCESS*

Patients seen in 24 months	Total	Change since previous quarter
Quarter ending September 2015	3,351	
Quarter ending December 2015	3,359	→
Quarter ending March 2016	3,306	↓
Quarter ending June 2016	3,276	→
Quarter ending September 2016	3,249	→
Variance since September 2015	(3.0%)	↓



ACTIVITY

Cumulative percentage of contracted UDA delivered 2016 & 2017



Adjusted Scheduled Activity (UDA)

Month	2016	2017
April	374	483
May	789	1,062
June	1,343	1,577
July	2,287	2,123
August	2,808	2,895
September	3,904	3,494
October	4,543	
November	5,306	
December	6,020	
January	6,585	
February	7,461	
March	8,060	
April	8,533	
May	8,533	
June	8,533	

QUALITY

	Quantity	Base Number	Contract	AT	Region	England
% of FP17s for the same patient ID Re-attending within 3 months - Children	118	1,881	6.3%	10.4%	12.0%	12.4%
% of FP17s for the same patient ID Re-attending within 3 months - Adults	119	627	19.0%	14.2%	15.9%	16.7%
% of FP17s for the same patient ID Re-attending between 3 & 9 months - Children	1,412	1,881	75.1%	59.3%	58.6%	57.4%
% of FP17s for the same patient ID Re-attending between 3 & 9 months - Adults	360	627	57.4%	54.4%	51.6%	50.5%
% of FP17s for Band 1 Urgent Courses	114	2,223	5.1%	6.9%	8.0%	9.1%
% of FP17s Relating to Free Repair or Replacements	0	2,223	0.0%	0.9%	0.8%	0.8%
% of FP17s Relating to Continuations	3	2,223	0.1%	1.4%	1.3%	1.3%
% of Patients satisfied with the dentistry they have received	0	0	N/A	93.2%	93.1%	93.2%
% of Patients satisfied with the time they had to wait for an appointment	0	0	N/A	89.3%	89.1%	89.0%

* This is based on patients treated on this contract for their most recent course of treatment. Figures in italics indicate the base number of FP17s or Patient Questionnaire responses are less than 100. N/A is shown where the base number of responses is less than 10 during the period. % is calculated as Quantity/Base number*100

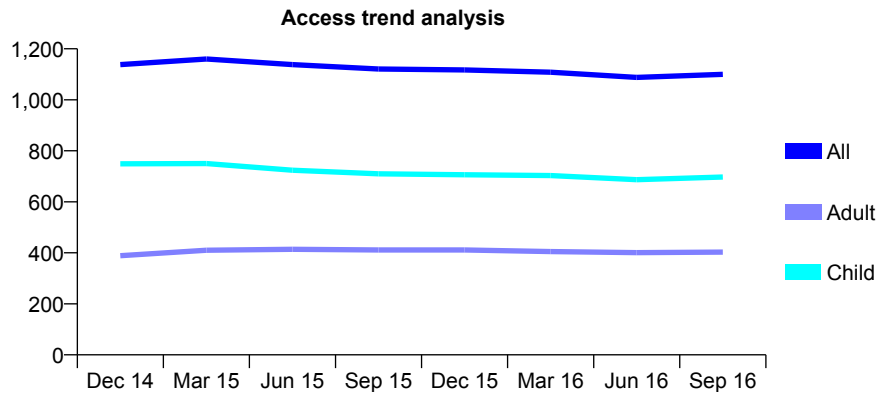
Q60 - Vital Signs At a Glance Contract Report for 178160/0001 - September 2016

Name or company name	Diana Dental
Contract type name	GDS Contract
Purpose of contract	General
Contract start date	01/04/2013
Contract end date	

16/17 Contracted general activity (UDA)	3,000
Carry forward general activity (UDA)	0
16/17 Contracted orthodontic activity (UOA)	0
Carry forward orthodontic activity (UOA)	0
Baseline contract value	£72,510.23

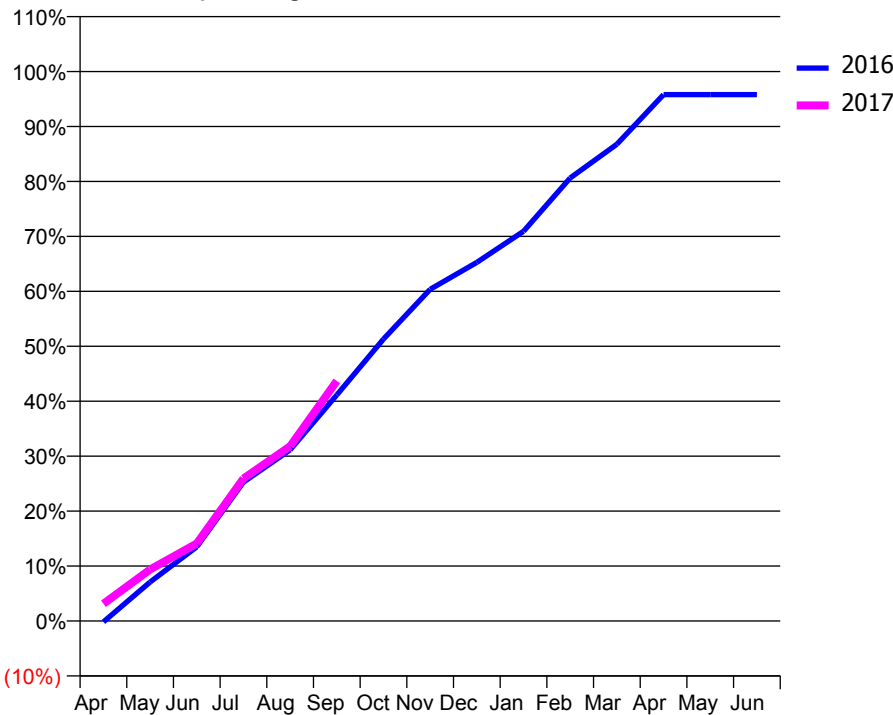
ACCESS*

Patients seen in 24 months	Total	Change since previous quarter
Quarter ending September 2015	1,121	
Quarter ending December 2015	1,117	→
Quarter ending March 2016	1,108	→
Quarter ending June 2016	1,088	↓
Quarter ending September 2016	1,100	→
Variance since September 2015	(1.9%)	↓



ACTIVITY

Cumulative percentage of contracted UDA delivered 2016 & 2017



Month	Adjusted Scheduled Activity (UDA)	
	2016	2017
April	-6	94
May	213	281
June	405	423
July	758	778
August	934	954
September	1,235	1,311
October	1,540	
November	1,811	
December	1,958	
January	2,128	
February	2,419	
March	2,603	
April	2,874	
May	2,874	
June	2,874	

QUALITY

	Quantity	Base Number	Contract	AT	Region	England
% of FP17s for the same patient ID Re-attending within 3 months - Children	39	653	6.0%	10.4%	12.0%	12.4%
% of FP17s for the same patient ID Re-attending within 3 months - Adults	38	313	12.1%	14.2%	15.9%	16.7%
% of FP17s for the same patient ID Re-attending between 3 & 9 months - Children	452	653	69.2%	59.3%	58.6%	57.4%
% of FP17s for the same patient ID Re-attending between 3 & 9 months - Adults	202	313	64.5%	54.4%	51.6%	50.5%
% of FP17s for Band 1 Urgent Courses	15	832	1.8%	6.9%	8.0%	9.1%
% of FP17s Relating to Free Repair or Replacements	1	832	0.1%	0.9%	0.8%	0.8%
% of FP17s Relating to Continuations	17	832	2.0%	1.4%	1.3%	1.3%
% of Patients satisfied with the dentistry they have received	0	0	N/A	93.2%	93.1%	93.2%
% of Patients satisfied with the time they had to wait for an appointment	0	0	N/A	89.3%	89.1%	89.0%

* This is based on patients treated on this contract for their most recent course of treatment. Figures in italics indicate the base number of FP17s or Patient Questionnaire responses are less than 100. N/A is shown where the base number of responses is less than 10 during the period. % is calculated as Quantity/Base number*100

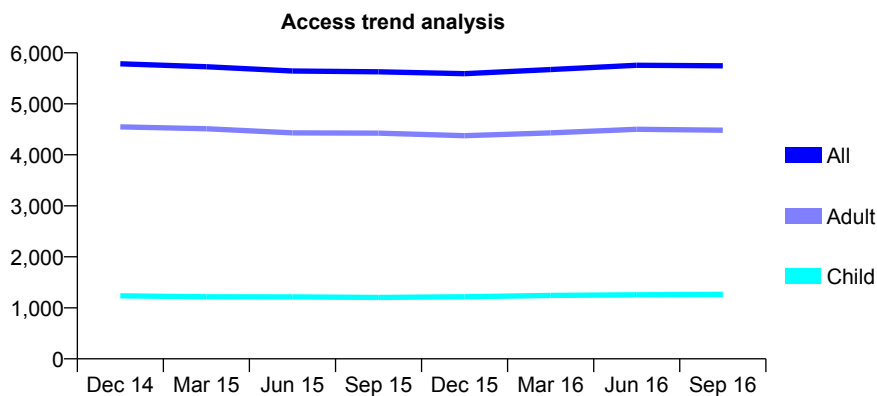
Q60 - Vital Signs At a Glance Contract Report for 181110/0003 - September 2016

Name or company name	IDH Limited
Contract type name	GDS Contract
Purpose of contract	General
Contract start date	01/06/2008
Contract end date	

16/17 Contracted general activity (UDA)	18,451
Carry forward general activity (UDA)	0
16/17 Contracted orthodontic activity (UOA)	0
Carry forward orthodontic activity (UOA)	0
Baseline contract value	£421,358.24

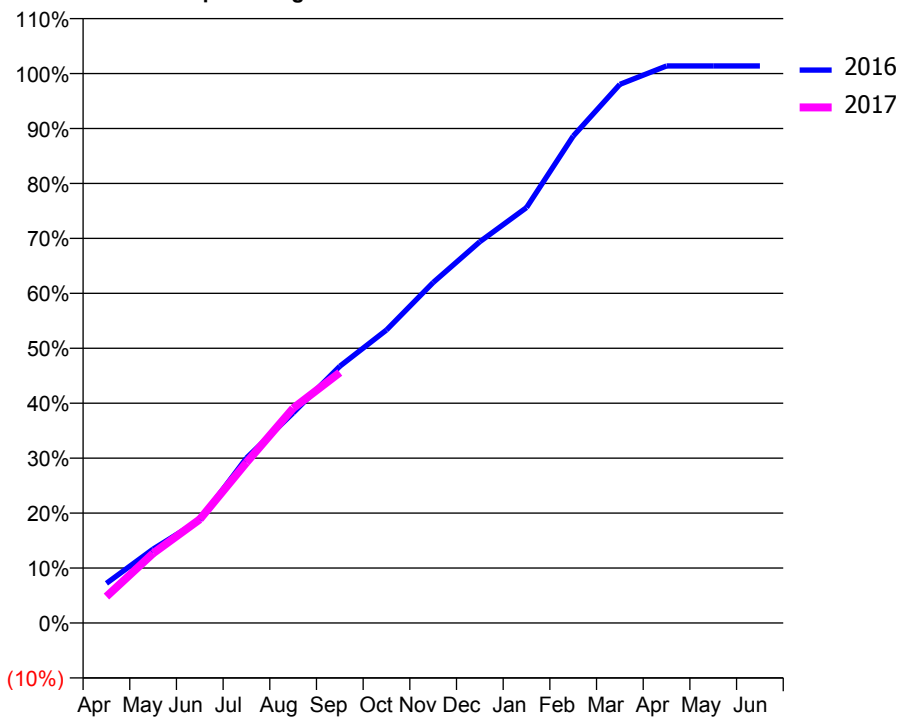
ACCESS*

Patients seen in 24 months	Total	Change since previous quarter
Quarter ending September 2015	5,628	
Quarter ending December 2015	5,592	→
Quarter ending March 2016	5,672	→
Quarter ending June 2016	5,756	→
Quarter ending September 2016	5,745	→
Variance since September 2015	2.1%	↑



ACTIVITY

Cumulative percentage of contracted UDA delivered 2016 & 2017



Adjusted Scheduled Activity (UDA)

Month	2016	2017
April	1,334	890
May	2,482	2,339
June	3,457	3,479
July	5,542	5,391
August	7,053	7,211
September	8,623	8,412
October	9,838	
November	11,435	
December	12,806	
January	13,948	
February	16,350	
March	18,087	
April	18,704	
May	18,706	
June	18,706	

QUALITY

	Quantity	Base Number	Contract	AT	Region	England
% of FP17s for the same patient ID Re-attending within 3 months - Children	53	800	6.6%	10.4%	12.0%	12.4%
% of FP17s for the same patient ID Re-attending within 3 months - Adults	356	2,648	13.4%	14.2%	15.9%	16.7%
% of FP17s for the same patient ID Re-attending between 3 & 9 months - Children	432	800	54.0%	59.3%	58.6%	57.4%
% of FP17s for the same patient ID Re-attending between 3 & 9 months - Adults	1,265	2,648	47.8%	54.4%	51.6%	50.5%
% of FP17s for Band 1 Urgent Courses	217	3,212	6.8%	6.9%	8.0%	9.1%
% of FP17s Relating to Free Repair or Replacements	18	3,212	0.6%	0.9%	0.8%	0.8%
% of FP17s Relating to Continuations	75	3,212	2.3%	1.4%	1.3%	1.3%
% of Patients satisfied with the dentistry they have received	11	11	100.0%	93.2%	93.1%	93.2%
% of Patients satisfied with the time they had to wait for an appointment	10	11	90.9%	89.3%	89.1%	89.0%

* This is based on patients treated on this contract for their most recent course of treatment. Figures in italics indicate the base number of FP17s or Patient Questionnaire responses are less than 100. N/A is shown where the base number of responses is less than 10 during the period. % is calculated as Quantity/Base number*100

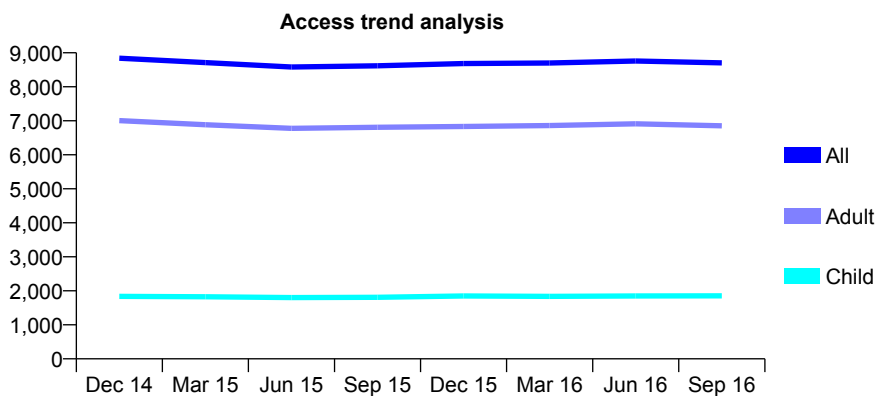
Q60 - Vital Signs At a Glance Contract Report for 181110/0004 - September 2016

Name or company name	IDH Limited
Contract type name	GDS Contract
Purpose of contract	General and Orthodontic
Contract start date	01/08/2008
Contract end date	

16/17 Contracted general activity (UDA)	28,040
Carry forward general activity (UDA)	-351
16/17 Contracted orthodontic activity (UOA)	2,792
Carry forward orthodontic activity (UOA)	0
Baseline contract value	£850,352.31

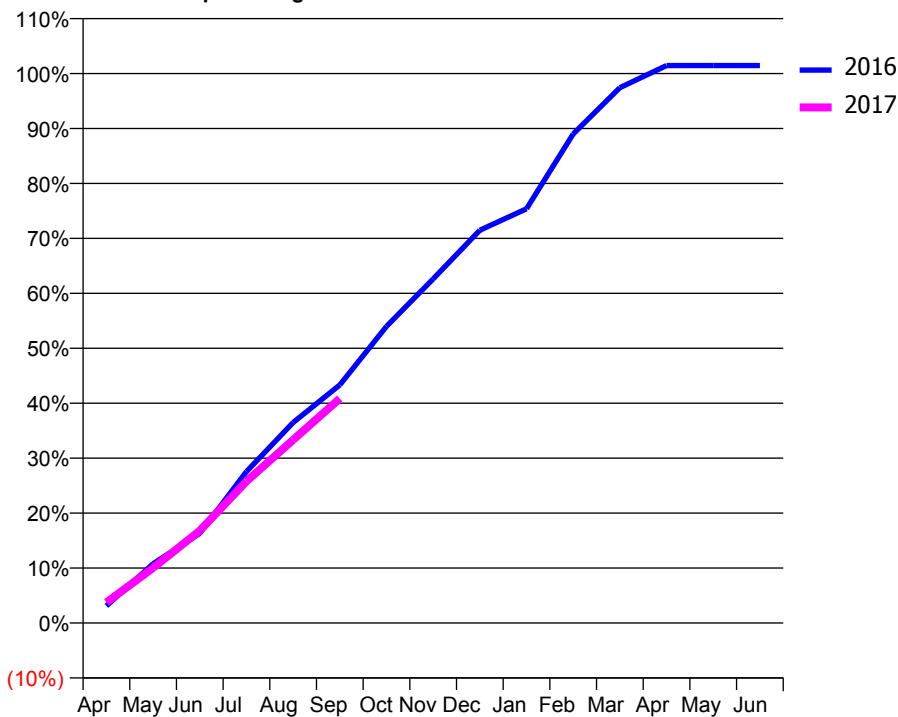
ACCESS*

Patients seen in 24 months	Total	Change since previous quarter
Quarter ending September 2015	8,618	
Quarter ending December 2015	8,683	→
Quarter ending March 2016	8,701	→
Quarter ending June 2016	8,758	→
Quarter ending September 2016	8,703	→
Variance since September 2015	1.0%	→



ACTIVITY

Cumulative percentage of contracted UDA delivered 2016 & 2017



Month	Adjusted Scheduled Activity (UDA)	
	2016	2017
April	757	1,050
May	2,623	2,811
June	3,964	4,714
July	6,698	7,228
August	8,868	9,345
September	10,530	11,456
October	13,119	
November	15,218	
December	17,368	
January	18,321	
February	21,629	
March	23,671	
April	24,650	
May	24,650	
June	24,651	

QUALITY

	Quantity	Base Number	Contract	AT	Region	England
% of FP17s for the same patient ID Re-attending within 3 months - Children	121	1,504	8.0%	10.4%	12.0%	12.4%
% of FP17s for the same patient ID Re-attending within 3 months - Adults	650	4,651	14.0%	14.2%	15.9%	16.7%
% of FP17s for the same patient ID Re-attending between 3 & 9 months - Children	832	1,504	55.3%	59.3%	58.6%	57.4%
% of FP17s for the same patient ID Re-attending between 3 & 9 months - Adults	2,522	4,651	54.2%	54.4%	51.6%	50.5%
% of FP17s for Band 1 Urgent Courses	265	5,441	4.9%	6.9%	8.0%	9.1%
% of FP17s Relating to Free Repair or Replacements	51	5,441	0.9%	0.9%	0.8%	0.8%
% of FP17s Relating to Continuations	196	5,441	3.6%	1.4%	1.3%	1.3%
% of Patients satisfied with the dentistry they have received	6	7	N/A	93.2%	93.1%	93.2%
% of Patients satisfied with the time they had to wait for an appointment	7	7	N/A	89.3%	89.1%	89.0%

* This is based on patients treated on this contract for their most recent course of treatment. Figures in italics indicate the base number of FP17s or Patient Questionnaire responses are less than 100. N/A is shown where the base number of responses is less than 10 during the period. % is calculated as Quantity/Base number*100

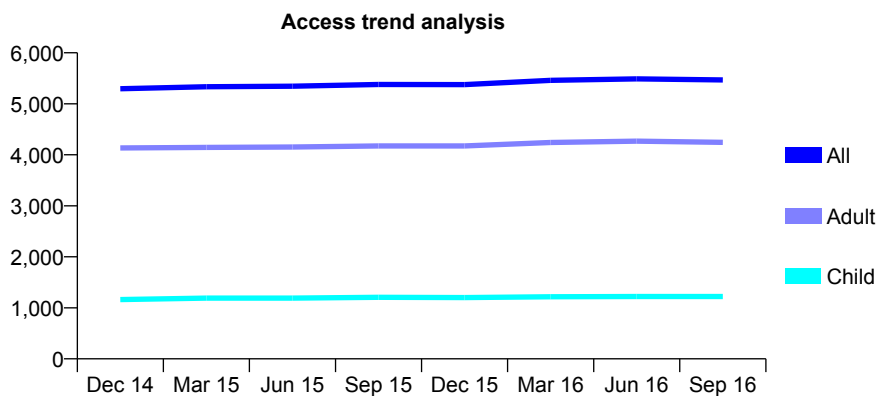
Q60 - Vital Signs At a Glance Contract Report for 182141/0001 - September 2016

Name or company name	Audley Dental Practice Partnership
Contract type name	GDS Contract
Purpose of contract	General
Contract start date	01/04/2012
Contract end date	

16/17 Contracted general activity (UDA)	16,106
Carry forward general activity (UDA)	0
16/17 Contracted orthodontic activity (UOA)	0
Carry forward orthodontic activity (UOA)	0
Baseline contract value	£394,305.03

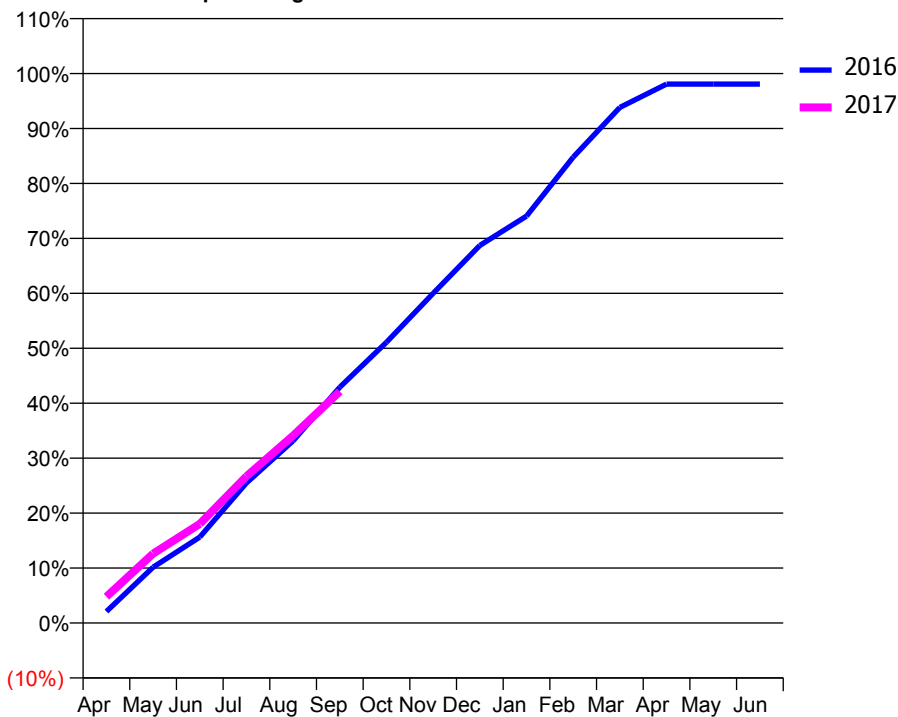
ACCESS*

Patients seen in 24 months	Total	Change since previous quarter
Quarter ending September 2015	5,380	
Quarter ending December 2015	5,376	→
Quarter ending March 2016	5,461	→
Quarter ending June 2016	5,490	→
Quarter ending September 2016	5,467	→
Variance since September 2015	1.6%	→



ACTIVITY

Cumulative percentage of contracted UDA delivered 2016 & 2017



Month	Adjusted Scheduled Activity (UDA)	
	2016	2017
April	340	774
May	1,634	2,034
June	2,520	2,907
July	4,104	4,300
August	5,341	5,495
September	6,911	6,788
October	8,229	
November	9,664	
December	11,068	
January	11,927	
February	13,655	
March	15,112	
April	15,795	
May	15,796	
June	15,796	

QUALITY

	Quantity	Base Number	Contract	AT	Region	England
% of FP17s for the same patient ID Re-attending within 3 months - Children	45	1,098	4.1%	10.4%	12.0%	12.4%
% of FP17s for the same patient ID Re-attending within 3 months - Adults	328	3,274	10.0%	14.2%	15.9%	16.7%
% of FP17s for the same patient ID Re-attending between 3 & 9 months - Children	842	1,098	76.7%	59.3%	58.6%	57.4%
% of FP17s for the same patient ID Re-attending between 3 & 9 months - Adults	2,119	3,274	64.7%	54.4%	51.6%	50.5%
% of FP17s for Band 1 Urgent Courses	177	4,058	4.4%	6.9%	8.0%	9.1%
% of FP17s Relating to Free Repair or Replacements	7	4,058	0.2%	0.9%	0.8%	0.8%
% of FP17s Relating to Continuations	60	4,058	1.5%	1.4%	1.3%	1.3%
% of Patients satisfied with the dentistry they have received	17	17	100.0%	93.2%	93.1%	93.2%
% of Patients satisfied with the time they had to wait for an appointment	17	17	100.0%	89.3%	89.1%	89.0%

* This is based on patients treated on this contract for their most recent course of treatment. Figures in italics indicate the base number of FP17s or Patient Questionnaire responses are less than 100. N/A is shown where the base number of responses is less than 10 during the period. % is calculated as Quantity/Base number*100

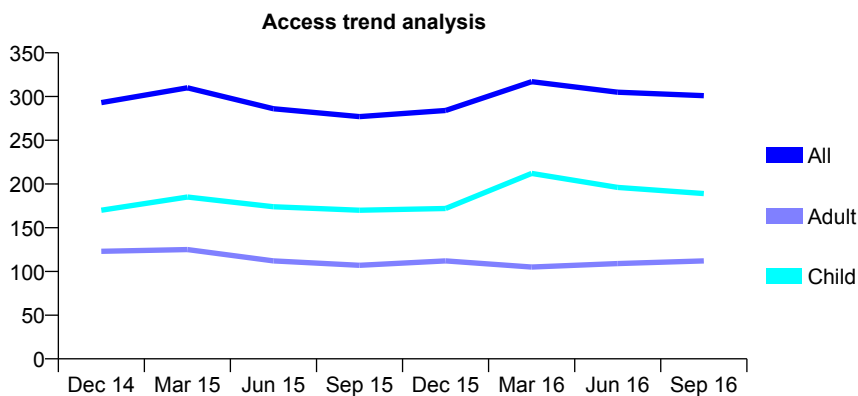
Q60 - Vital Signs At a Glance Contract Report for 182389/0001 - September 2016

Name or company name	Mr W Herath
Contract type name	GDS Contract
Purpose of contract	General
Contract start date	04/01/2013
Contract end date	

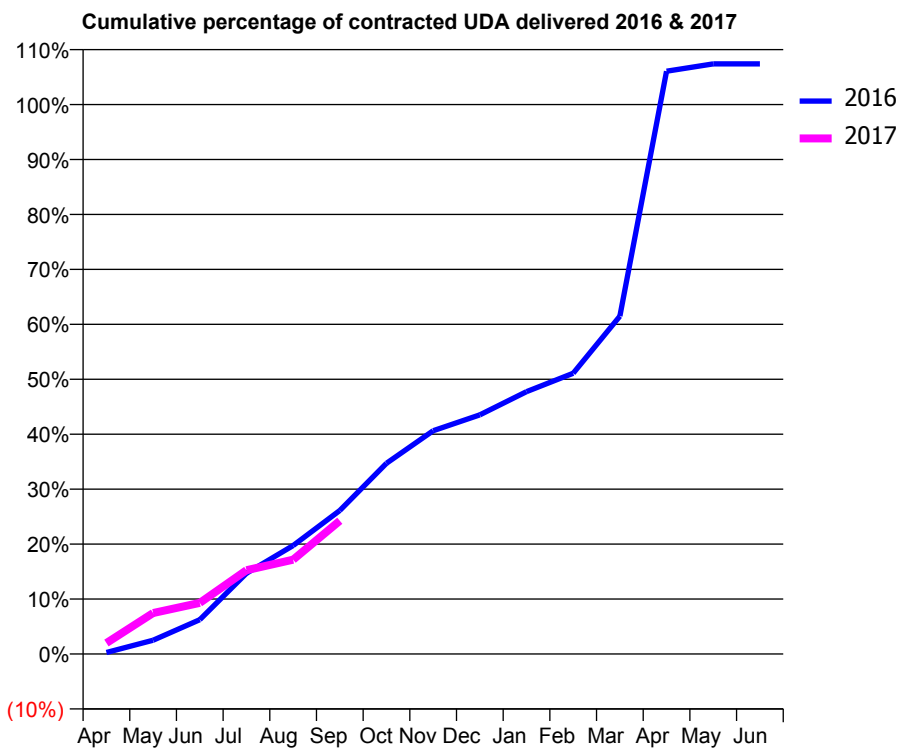
16/17 Contracted general activity (UDA)	1,050
Carry forward general activity (UDA)	-21
16/17 Contracted orthodontic activity (UOA)	0
Carry forward orthodontic activity (UOA)	0
Baseline contract value	£23,545.68

ACCESS*

Patients seen in 24 months	Total	Change since previous quarter
Quarter ending September 2015	277	
Quarter ending December 2015	284	↑
Quarter ending March 2016	317	↑
Quarter ending June 2016	305	↓
Quarter ending September 2016	301	↓
Variance since September 2015	8.7%	↑



ACTIVITY



Adjusted Scheduled Activity (UDA)		
Month	2016	2017
April	3	21
May	26	78
June	66	98
July	154	160
August	207	180
September	274	255
October	365	
November	427	
December	457	
January	501	
February	536	
March	646	
April	1,114	
May	1,128	
June	1,128	

QUALITY

	Quantity	Base Number	Contract	AT	Region	England
% of FP17s for the same patient ID Re-attending within 3 months - Children	7	159	4.4%	10.4%	12.0%	12.4%
% of FP17s for the same patient ID Re-attending within 3 months - Adults	9	49	18.4%	14.2%	15.9%	16.7%
% of FP17s for the same patient ID Re-attending between 3 & 9 months - Children	78	159	49.1%	59.3%	58.6%	57.4%
% of FP17s for the same patient ID Re-attending between 3 & 9 months - Adults	20	49	40.8%	54.4%	51.6%	50.5%
% of FP17s for Band 1 Urgent Courses	8	149	5.4%	6.9%	8.0%	9.1%
% of FP17s Relating to Free Repair or Replacements	0	149	0.0%	0.9%	0.8%	0.8%
% of FP17s Relating to Continuations	3	149	2.0%	1.4%	1.3%	1.3%
% of Patients satisfied with the dentistry they have received	0	0	N/A	93.2%	93.1%	93.2%
% of Patients satisfied with the time they had to wait for an appointment	0	0	N/A	89.3%	89.1%	89.0%

* This is based on patients treated on this contract for their most recent course of treatment. Figures in italics indicate the base number of FP17s or Patient Questionnaire responses are less than 100. N/A is shown where the base number of responses is less than 10 during the period. % is calculated as Quantity/Base number*100

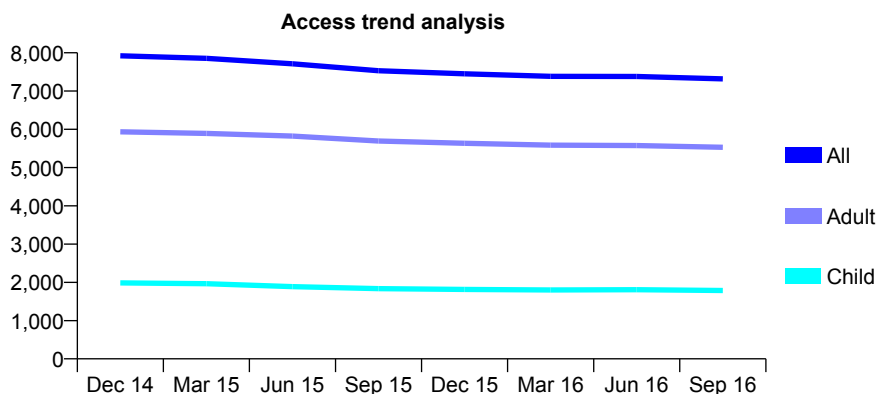
Q60 - Vital Signs At a Glance Contract Report for 184411/0001 - September 2016

Name or company name	Mroke Limited
Contract type name	GDS Contract
Purpose of contract	General
Contract start date	01/04/2009
Contract end date	

16/17 Contracted general activity (UDA)	21,512
Carry forward general activity (UDA)	0
16/17 Contracted orthodontic activity (UOA)	0
Carry forward orthodontic activity (UOA)	0
Baseline contract value	£548,659.12

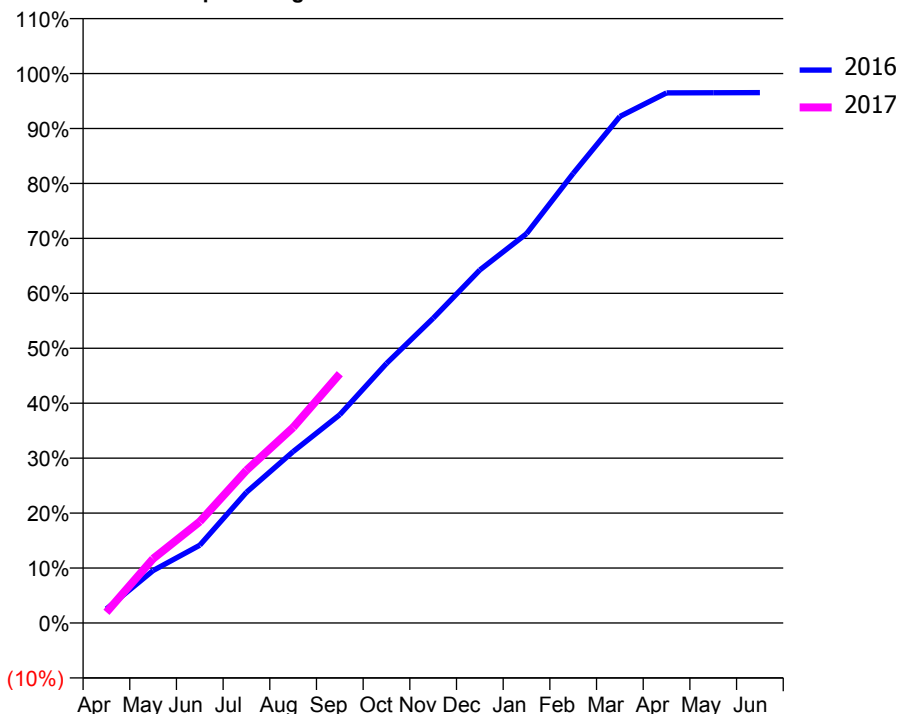
ACCESS*

Patients seen in 24 months	Total	Change since previous quarter
Quarter ending September 2015	7,530	
Quarter ending December 2015	7,452	↓
Quarter ending March 2016	7,385	→
Quarter ending June 2016	7,383	→
Quarter ending September 2016	7,318	→
Variance since September 2015	(2.8%)	↓



ACTIVITY

Cumulative percentage of contracted UDA delivered 2016 & 2017



Adjusted Scheduled Activity (UDA)

Month	2016	2017
April	553	422
May	2,054	2,517
June	3,047	3,970
July	5,117	5,982
August	6,713	7,654
September	8,156	9,760
October	10,160	
November	11,934	
December	13,820	
January	15,239	
February	17,600	
March	19,830	
April	20,754	
May	20,760	
June	20,763	

QUALITY

	Quantity	Base Number	Contract	AT	Region	England
% of FP17s for the same patient ID Re-attending within 3 months - Children	131	1,411	9.3%	10.4%	12.0%	12.4%
% of FP17s for the same patient ID Re-attending within 3 months - Adults	451	3,811	11.8%	14.2%	15.9%	16.7%
% of FP17s for the same patient ID Re-attending between 3 & 9 months - Children	864	1,411	61.2%	59.3%	58.6%	57.4%
% of FP17s for the same patient ID Re-attending between 3 & 9 months - Adults	2,119	3,811	55.6%	54.4%	51.6%	50.5%
% of FP17s for Band 1 Urgent Courses	359	4,750	7.6%	6.9%	8.0%	9.1%
% of FP17s Relating to Free Repair or Replacements	26	4,750	0.5%	0.9%	0.8%	0.8%
% of FP17s Relating to Continuations	46	4,750	1.0%	1.4%	1.3%	1.3%
% of Patients satisfied with the dentistry they have received	9	9	N/A	93.2%	93.1%	93.2%
% of Patients satisfied with the time they had to wait for an appointment	8	9	N/A	89.3%	89.1%	89.0%

* This is based on patients treated on this contract for their most recent course of treatment. Figures in italics indicate the base number of FP17s or Patient Questionnaire responses are less than 100. N/A is shown where the base number of responses is less than 10 during the period. % is calculated as Quantity/Base number*100

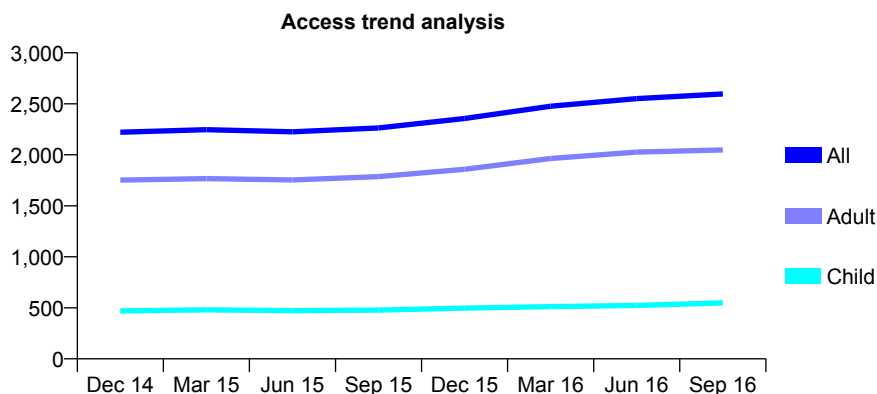
Q60 - Vital Signs At a Glance Contract Report for 184411/0002 - September 2016

Name or company name	Mroke Limited
Contract type name	GDS Contract
Purpose of contract	General
Contract start date	01/04/2009
Contract end date	

16/17 Contracted general activity (UDA)	7,698
Carry forward general activity (UDA)	0
16/17 Contracted orthodontic activity (UOA)	0
Carry forward orthodontic activity (UOA)	0
Baseline contract value	£194,882.36

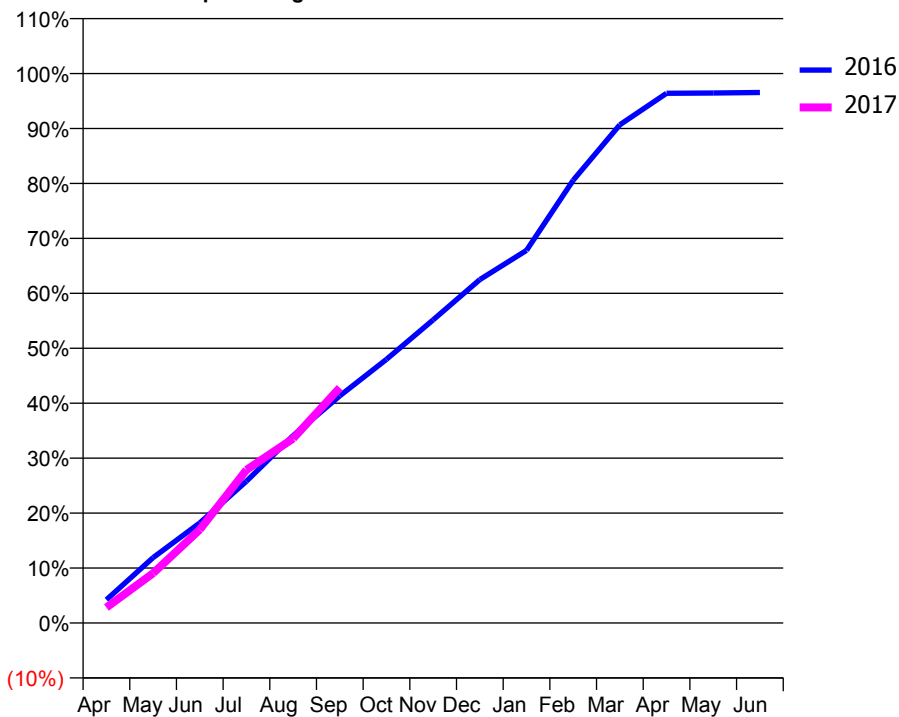
ACCESS*

Patients seen in 24 months	Total	Change since previous quarter
Quarter ending September 2015	2,264	
Quarter ending December 2015	2,356	↑
Quarter ending March 2016	2,476	↑
Quarter ending June 2016	2,551	↑
Quarter ending September 2016	2,597	→
Variance since September 2015	14.7%	↑



ACTIVITY

Cumulative percentage of contracted UDA delivered 2016 & 2017



Month	Adjusted Scheduled Activity (UDA)	
	2016	2017
April	325	217
May	917	697
June	1,401	1,309
July	1,987	2,146
August	2,626	2,584
September	3,183	3,295
October	3,693	
November	4,247	
December	4,812	
January	5,220	
February	6,203	
March	6,980	
April	7,421	
May	7,424	
June	7,432	

QUALITY

	Quantity	Base Number	Contract	AT	Region	England
% of FP17s for the same patient ID Re-attending within 3 months - Children	57	457	12.5%	10.4%	12.0%	12.4%
% of FP17s for the same patient ID Re-attending within 3 months - Adults	243	1,527	15.9%	14.2%	15.9%	16.7%
% of FP17s for the same patient ID Re-attending between 3 & 9 months - Children	255	457	55.8%	59.3%	58.6%	57.4%
% of FP17s for the same patient ID Re-attending between 3 & 9 months - Adults	819	1,527	53.6%	54.4%	51.6%	50.5%
% of FP17s for Band 1 Urgent Courses	122	1,803	6.8%	6.9%	8.0%	9.1%
% of FP17s Relating to Free Repair or Replacements	24	1,803	1.3%	0.9%	0.8%	0.8%
% of FP17s Relating to Continuations	30	1,803	1.7%	1.4%	1.3%	1.3%
% of Patients satisfied with the dentistry they have received	2	2	N/A	93.2%	93.1%	93.2%
% of Patients satisfied with the time they had to wait for an appointment	2	2	N/A	89.3%	89.1%	89.0%

* This is based on patients treated on this contract for their most recent course of treatment. Figures in italics indicate the base number of FP17s or Patient Questionnaire responses are less than 100. N/A is shown where the base number of responses is less than 10 during the period. % is calculated as Quantity/Base number*100

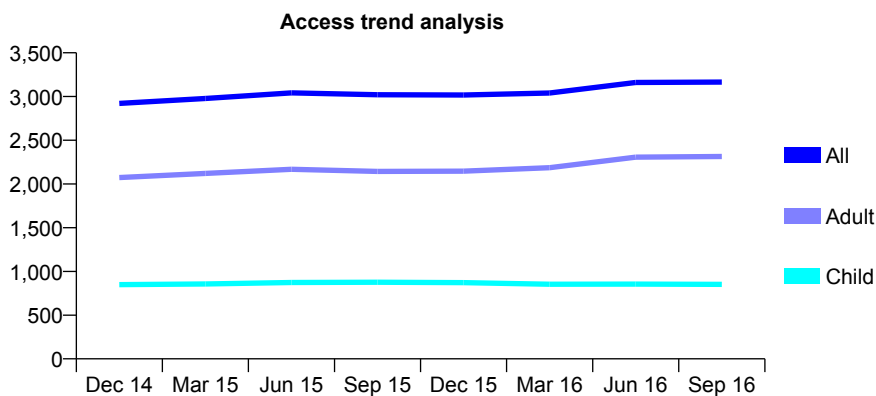
Q60 - Vital Signs At a Glance Contract Report for 186058/0001 - September 2016

Name or company name	J. F. Scannell & Associates
Contract type name	GDS Contract
Purpose of contract	General
Contract start date	01/07/2013
Contract end date	

16/17 Contracted general activity (UDA)	9,504
Carry forward general activity (UDA)	0
16/17 Contracted orthodontic activity (UOA)	0
Carry forward orthodontic activity (UOA)	0
Baseline contract value	£264,024.49

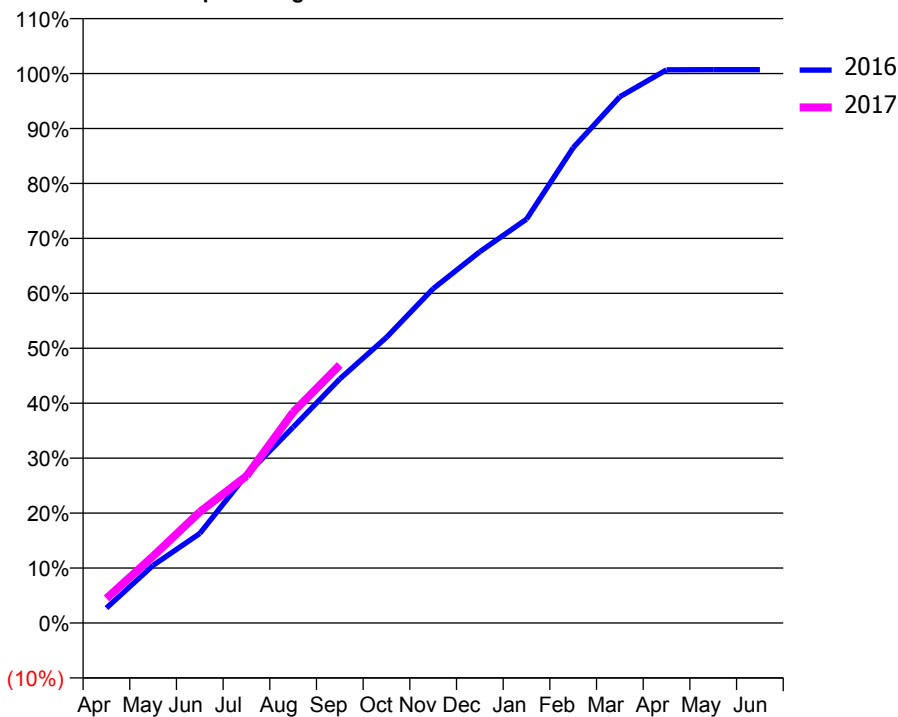
ACCESS*

Patients seen in 24 months	Total	Change since previous quarter
Quarter ending September 2015	3,020	
Quarter ending December 2015	3,018	→
Quarter ending March 2016	3,040	→
Quarter ending June 2016	3,161	↑
Quarter ending September 2016	3,166	→
Variance since September 2015	4.8%	↑



ACTIVITY

Cumulative percentage of contracted UDA delivered 2016 & 2017



Month	Adjusted Scheduled Activity (UDA)	
	2016	2017
April	260	425
May	998	1,157
June	1,549	1,923
July	2,563	2,542
August	3,387	3,648
September	4,221	4,464
October	4,942	
November	5,783	
December	6,422	
January	6,985	
February	8,220	
March	9,101	
April	9,569	
May	9,570	
June	9,570	

QUALITY

	Quantity	Base Number	Contract	AT	Region	England
% of FP17s for the same patient ID Re-attending within 3 months - Children	54	693	7.8%	10.4%	12.0%	12.4%
% of FP17s for the same patient ID Re-attending within 3 months - Adults	315	1,745	18.1%	14.2%	15.9%	16.7%
% of FP17s for the same patient ID Re-attending between 3 & 9 months - Children	425	693	61.3%	59.3%	58.6%	57.4%
% of FP17s for the same patient ID Re-attending between 3 & 9 months - Adults	647	1,745	37.1%	54.4%	51.6%	50.5%
% of FP17s for Band 1 Urgent Courses	112	2,215	5.1%	6.9%	8.0%	9.1%
% of FP17s Relating to Free Repair or Replacements	72	2,215	3.3%	0.9%	0.8%	0.8%
% of FP17s Relating to Continuations	51	2,215	2.3%	1.4%	1.3%	1.3%
% of Patients satisfied with the dentistry they have received	2	3	N/A	93.2%	93.1%	93.2%
% of Patients satisfied with the time they had to wait for an appointment	3	3	N/A	89.3%	89.1%	89.0%

* This is based on patients treated on this contract for their most recent course of treatment. Figures in italics indicate the base number of FP17s or Patient Questionnaire responses are less than 100. N/A is shown where the base number of responses is less than 10 during the period. % is calculated as Quantity/Base number*100

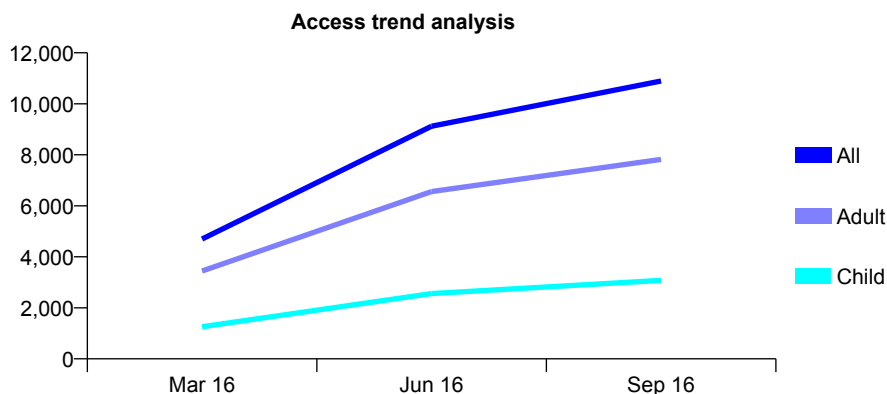
Q60 - Vital Signs At a Glance Contract Report for 186597/0001 - September 2016

Name or company name	Dosthill Valley Dental Practice
Contract type name	GDS Contract
Purpose of contract	General
Contract start date	01/01/2016
Contract end date	

16/17 Contracted general activity (UDA)	39,000
Carry forward general activity (UDA)	-45
16/17 Contracted orthodontic activity (UOA)	0
Carry forward orthodontic activity (UOA)	0
Baseline contract value	£989,145.42

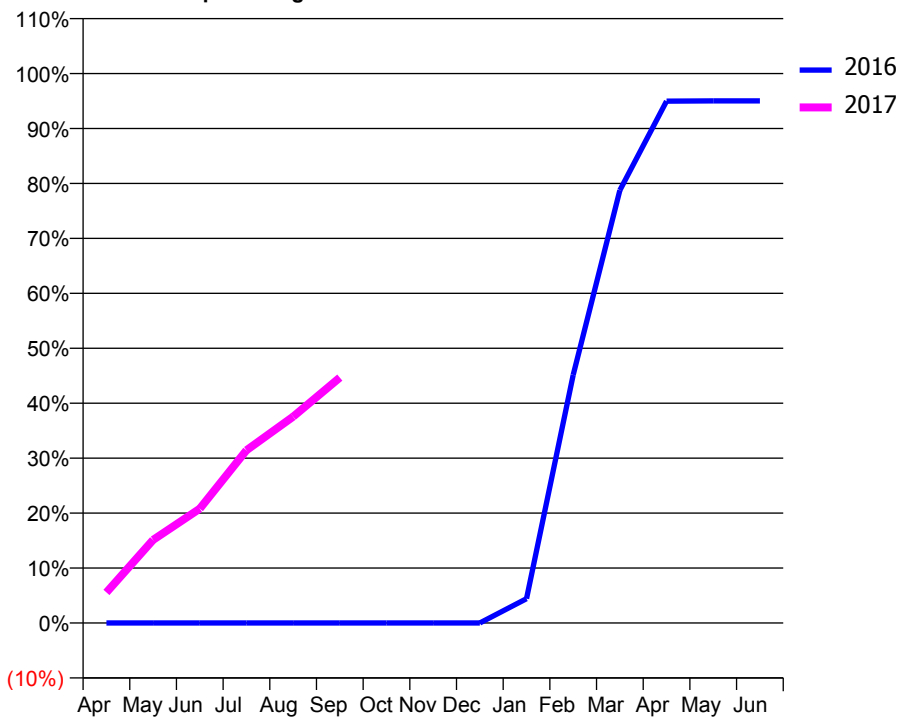
ACCESS*

Patients seen in 24 months	Total	Change since previous quarter
Quarter ending September 2015	0	
Quarter ending December 2015	0	
Quarter ending March 2016	4,700	
Quarter ending June 2016	9,120	↑
Quarter ending September 2016	10,896	↑
Variance since September 2015	N/A	



ACTIVITY

Cumulative percentage of contracted UDA delivered 2016 & 2017



Adjusted Scheduled Activity (UDA)

Month	2016	2017
April	0	2,168
May	0	5,905
June	0	8,114
July	0	12,264
August	0	14,645
September	0	17,420
October	0	
November	0	
December	0	
January	433	
February	4,401	
March	7,680	
April	9,259	
May	9,265	
June	9,265	

QUALITY

	Quantity	Base Number	Contract	AT	Region	England
% of FP17s for the same patient ID Re-attending within 3 months - Children	125	2,739	4.6%	10.4%	12.0%	12.4%
% of FP17s for the same patient ID Re-attending within 3 months - Adults	661	6,950	9.5%	14.2%	15.9%	16.7%
% of FP17s for the same patient ID Re-attending between 3 & 9 months - Children	499	2,739	18.2%	59.3%	58.6%	57.4%
% of FP17s for the same patient ID Re-attending between 3 & 9 months - Adults	1,472	6,950	21.2%	54.4%	51.6%	50.5%
% of FP17s for Band 1 Urgent Courses	202	8,929	2.3%	6.9%	8.0%	9.1%
% of FP17s Relating to Free Repair or Replacements	69	8,929	0.8%	0.9%	0.8%	0.8%
% of FP17s Relating to Continuations	87	8,929	1.0%	1.4%	1.3%	1.3%
% of Patients satisfied with the dentistry they have received	7	7	N/A	93.2%	93.1%	93.2%
% of Patients satisfied with the time they had to wait for an appointment	6	7	N/A	89.3%	89.1%	89.0%

* This is based on patients treated on this contract for their most recent course of treatment. Figures in italics indicate the base number of FP17s or Patient Questionnaire responses are less than 100. N/A is shown where the base number of responses is less than 10 during the period. % is calculated as Quantity/Base number*100

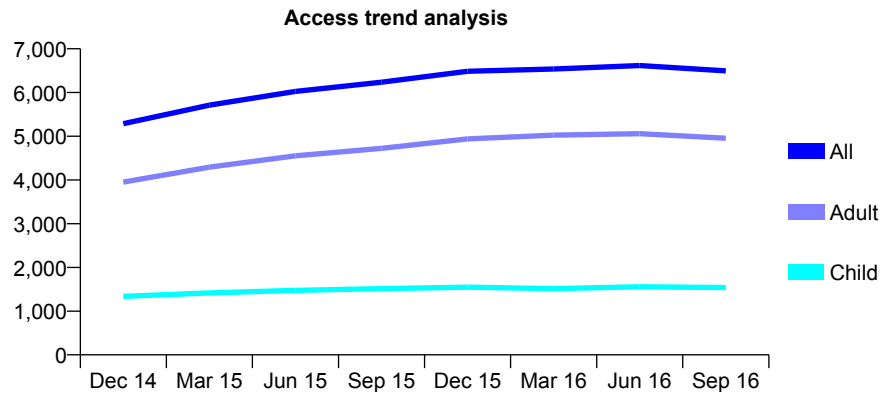
Q60 - Vital Signs At a Glance Contract Report for 186988/0001 - September 2016

Name or company name	The Westbury Park Dental Practice Partner
Contract type name	GDS Contract
Purpose of contract	General
Contract start date	05/12/2013
Contract end date	

16/17 Contracted general activity (UDA)	18,842
Carry forward general activity (UDA)	0
16/17 Contracted orthodontic activity (UOA)	0
Carry forward orthodontic activity (UOA)	0
Baseline contract value	£512,655.70

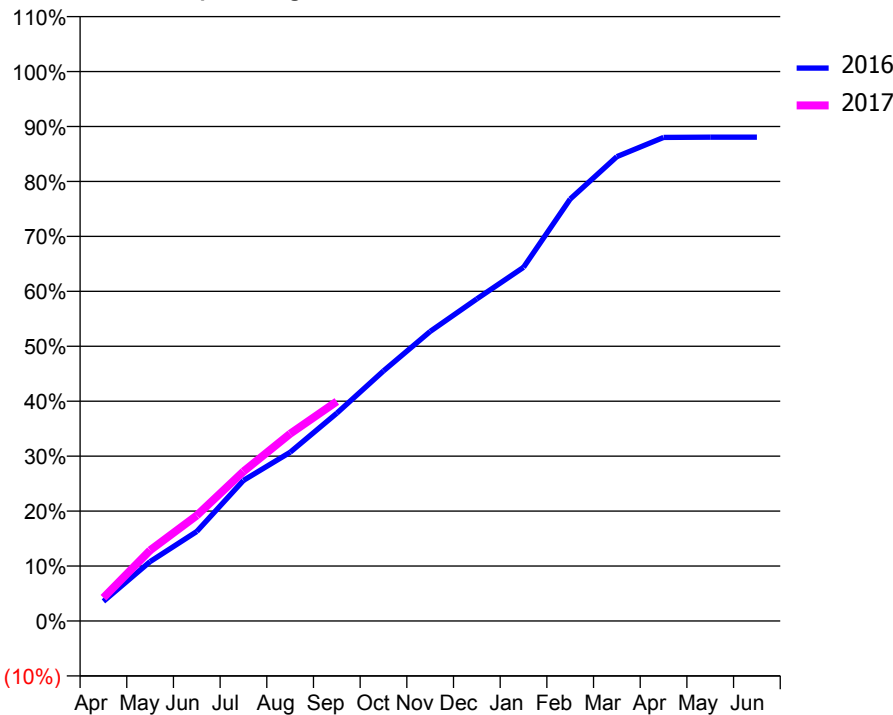
ACCESS*

Patients seen in 24 months	Total	Change since previous quarter
Quarter ending September 2015	6,235	
Quarter ending December 2015	6,486	↑
Quarter ending March 2016	6,538	→
Quarter ending June 2016	6,616	→
Quarter ending September 2016	6,494	↓
Variance since September 2015	4.2%	↑



ACTIVITY

Cumulative percentage of contracted UDA delivered 2016 & 2017



Month	Adjusted Scheduled Activity (UDA)	
	2016	2017
April	675	796
May	2,035	2,426
June	3,069	3,618
July	4,820	5,126
August	5,786	6,420
September	7,127	7,527
October	8,574	
November	9,931	
December	11,043	
January	12,129	
February	14,467	
March	15,924	
April	16,583	
May	16,589	
June	16,591	

QUALITY

	Quantity	Base Number	Contract	AT	Region	England
% of FP17s for the same patient ID Re-attending within 3 months - Children	58	1,058	5.5%	10.4%	12.0%	12.4%
% of FP17s for the same patient ID Re-attending within 3 months - Adults	258	2,809	9.2%	14.2%	15.9%	16.7%
% of FP17s for the same patient ID Re-attending between 3 & 9 months - Children	609	1,058	57.6%	59.3%	58.6%	57.4%
% of FP17s for the same patient ID Re-attending between 3 & 9 months - Adults	1,507	2,809	53.6%	54.4%	51.6%	50.5%
% of FP17s for Band 1 Urgent Courses	142	3,581	4.0%	6.9%	8.0%	9.1%
% of FP17s Relating to Free Repair or Replacements	25	3,581	0.7%	0.9%	0.8%	0.8%
% of FP17s Relating to Continuations	73	3,581	2.0%	1.4%	1.3%	1.3%
% of Patients satisfied with the dentistry they have received	10	10	100.0%	93.2%	93.1%	93.2%
% of Patients satisfied with the time they had to wait for an appointment	8	10	80.0%	89.3%	89.1%	89.0%

* This is based on patients treated on this contract for their most recent course of treatment. Figures in italics indicate the base number of FP17s or Patient Questionnaire responses are less than 100. N/A is shown where the base number of responses is less than 10 during the period. % is calculated as Quantity/Base number*100

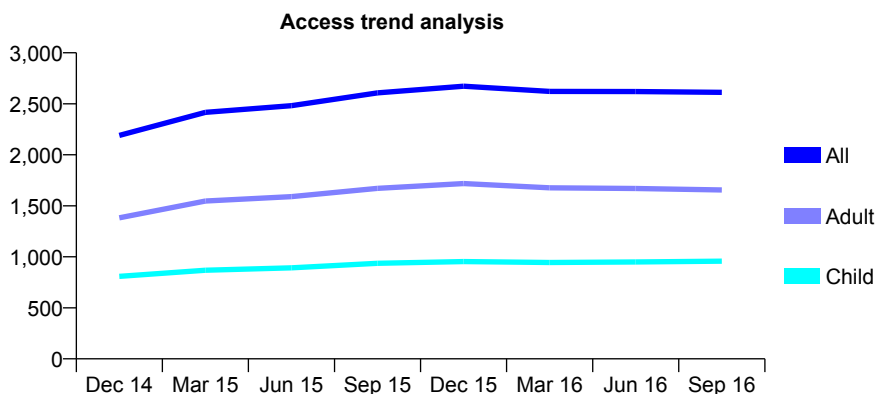
Q60 - Vital Signs At a Glance Contract Report for 188239/0001 - September 2016

Name or company name	Dr J S Jandu and Ms K K Bhambra
Contract type name	GDS Contract
Purpose of contract	General and Orthodontic
Contract start date	01/12/2009
Contract end date	

16/17 Contracted general activity (UDA)	6,309
Carry forward general activity (UDA)	0
16/17 Contracted orthodontic activity (UOA)	274
Carry forward orthodontic activity (UOA)	0
Baseline contract value	£170,767.20

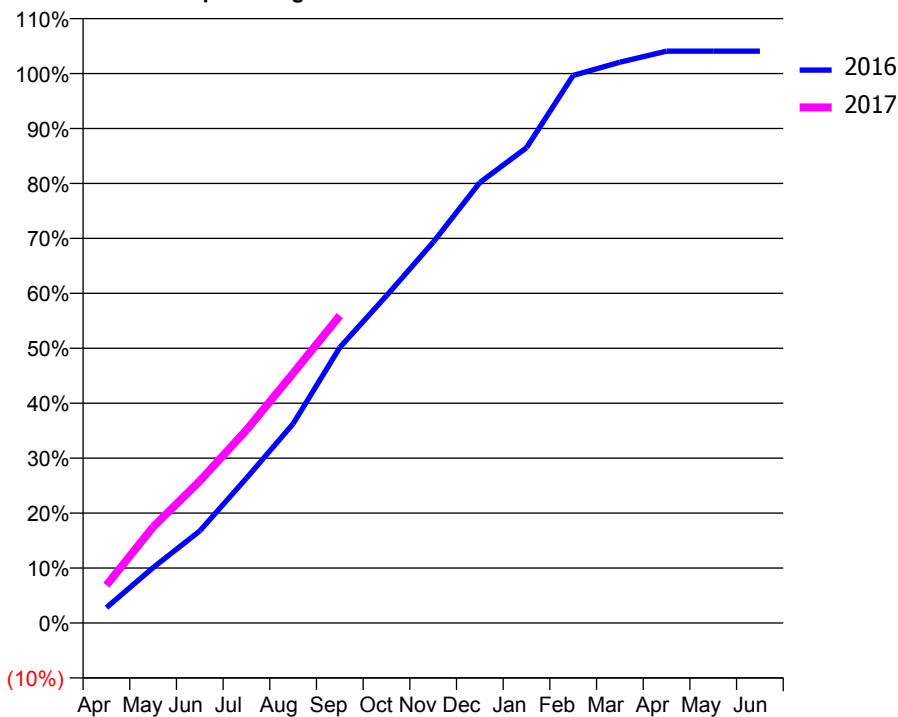
ACCESS*

Patients seen in 24 months	Total	Change since previous quarter
Quarter ending September 2015	2,607	
Quarter ending December 2015	2,672	↑
Quarter ending March 2016	2,622	↓
Quarter ending June 2016	2,620	→
Quarter ending September 2016	2,612	→
Variance since September 2015	0.2%	→



ACTIVITY

Cumulative percentage of contracted UDA delivered 2016 & 2017



Month	Adjusted Scheduled Activity (UDA)	
	2016	2017
April	177	434
May	635	1,104
June	1,057	1,631
July	1,664	2,217
August	2,289	2,869
September	3,164	3,529
October	3,758	
November	4,372	
December	5,058	
January	5,457	
February	6,287	
March	6,439	
April	6,565	
May	6,566	
June	6,566	

QUALITY

	Quantity	Base Number	Contract	AT	Region	England
% of FP17s for the same patient ID Re-attending within 3 months - Children	84	827	10.2%	10.4%	12.0%	12.4%
% of FP17s for the same patient ID Re-attending within 3 months - Adults	135	1,095	12.3%	14.2%	15.9%	16.7%
% of FP17s for the same patient ID Re-attending between 3 & 9 months - Children	548	827	66.3%	59.3%	58.6%	57.4%
% of FP17s for the same patient ID Re-attending between 3 & 9 months - Adults	670	1,095	61.2%	54.4%	51.6%	50.5%
% of FP17s for Band 1 Urgent Courses	126	1,808	7.0%	6.9%	8.0%	9.1%
% of FP17s Relating to Free Repair or Replacements	6	1,808	0.3%	0.9%	0.8%	0.8%
% of FP17s Relating to Continuations	26	1,808	1.4%	1.4%	1.3%	1.3%
% of Patients satisfied with the dentistry they have received	2	3	N/A	93.2%	93.1%	93.2%
% of Patients satisfied with the time they had to wait for an appointment	3	3	N/A	89.3%	89.1%	89.0%

* This is based on patients treated on this contract for their most recent course of treatment. Figures in italics indicate the base number of FP17s or Patient Questionnaire responses are less than 100. N/A is shown where the base number of responses is less than 10 during the period. % is calculated as Quantity/Base number*100

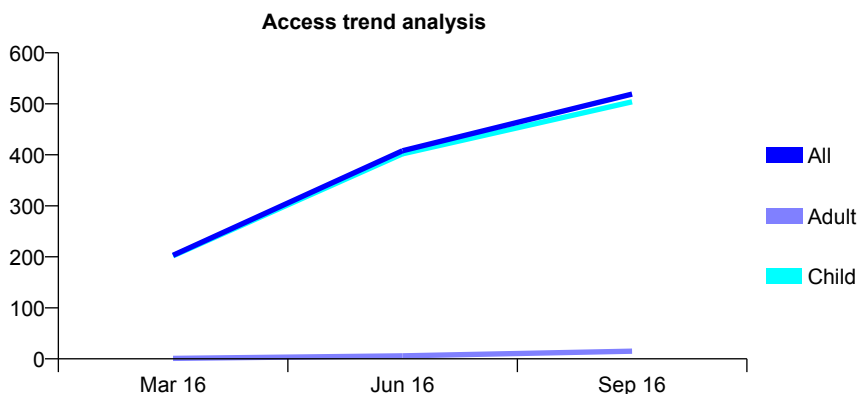
Q60 - Vital Signs At a Glance Contract Report for 188646/0001 - September 2016

Name or company name	Grosvenor Dental Practice
Contract type name	GDS Contract
Purpose of contract	General
Contract start date	01/02/2016
Contract end date	

16/17 Contracted general activity (UDA)	2,455
Carry forward general activity (UDA)	0
16/17 Contracted orthodontic activity (UOA)	0
Carry forward orthodontic activity (UOA)	0
Baseline contract value	£61,779.64

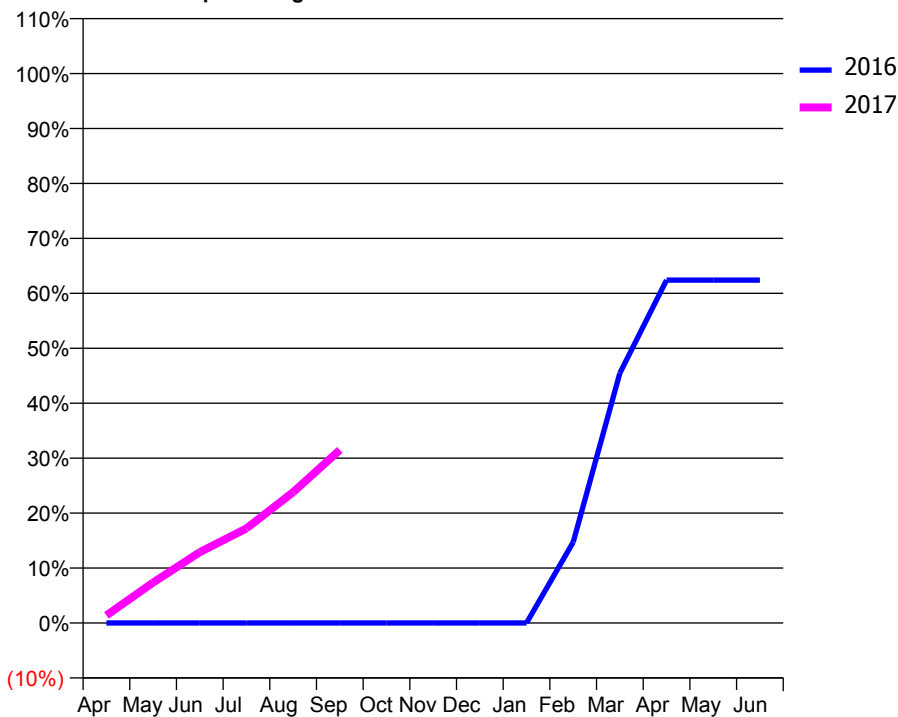
ACCESS*

Patients seen in 24 months	Total	Change since previous quarter
Quarter ending September 2015	0	
Quarter ending December 2015	0	
Quarter ending March 2016	203	
Quarter ending June 2016	408	↑
Quarter ending September 2016	519	↑
Variance since September 2015	N/A	



ACTIVITY

Cumulative percentage of contracted UDA delivered 2016 & 2017



Month	Adjusted Scheduled Activity (UDA)	
	2016	2017
April	0	34
May	0	181
June	0	317
July	0	422
August	0	585
September	0	773
October	0	
November	0	
December	0	
January	0	
February	60	
March	186	
April	255	
May	255	
June	255	

QUALITY

	Quantity	Base Number	Contract	AT	Region	England
% of FP17s for the same patient ID Re-attending within 3 months - Children	87	657	13.2%	10.4%	12.0%	12.4%
% of FP17s for the same patient ID Re-attending within 3 months - Adults	0	0	N/A	14.2%	15.9%	16.7%
% of FP17s for the same patient ID Re-attending between 3 & 9 months - Children	184	657	28.0%	59.3%	58.6%	57.4%
% of FP17s for the same patient ID Re-attending between 3 & 9 months - Adults	0	0	N/A	54.4%	51.6%	50.5%
% of FP17s for Band 1 Urgent Courses	11	603	1.8%	6.9%	8.0%	9.1%
% of FP17s Relating to Free Repair or Replacements	0	603	0.0%	0.9%	0.8%	0.8%
% of FP17s Relating to Continuations	0	603	0.0%	1.4%	1.3%	1.3%
% of Patients satisfied with the dentistry they have received	0	0	N/A	93.2%	93.1%	93.2%
% of Patients satisfied with the time they had to wait for an appointment	0	0	N/A	89.3%	89.1%	89.0%

* This is based on patients treated on this contract for their most recent course of treatment. Figures in italics indicate the base number of FP17s or Patient Questionnaire responses are less than 100. N/A is shown where the base number of responses is less than 10 during the period. % is calculated as Quantity/Base number*100

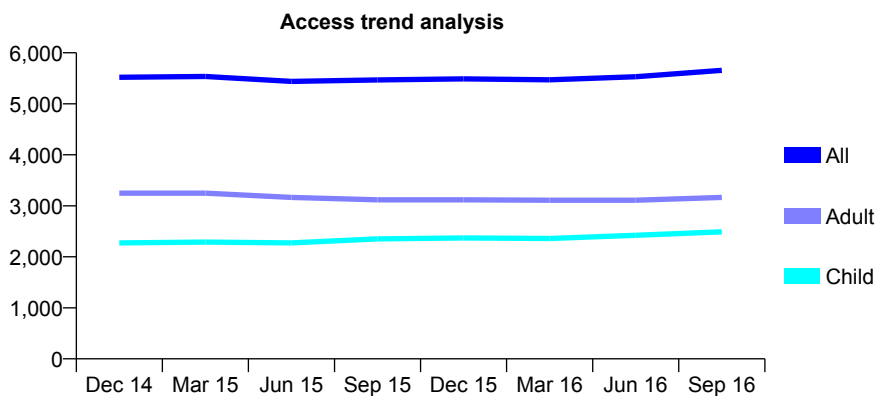
Q60 - Vital Signs At a Glance Contract Report for 190608/0001 - September 2016

Name or company name	Dawley Dental Practice
Contract type name	GDS Contract
Purpose of contract	General
Contract start date	23/09/2009
Contract end date	

16/17 Contracted general activity (UDA)	17,919
Carry forward general activity (UDA)	0
16/17 Contracted orthodontic activity (UOA)	0
Carry forward orthodontic activity (UOA)	0
Baseline contract value	£445,879.43

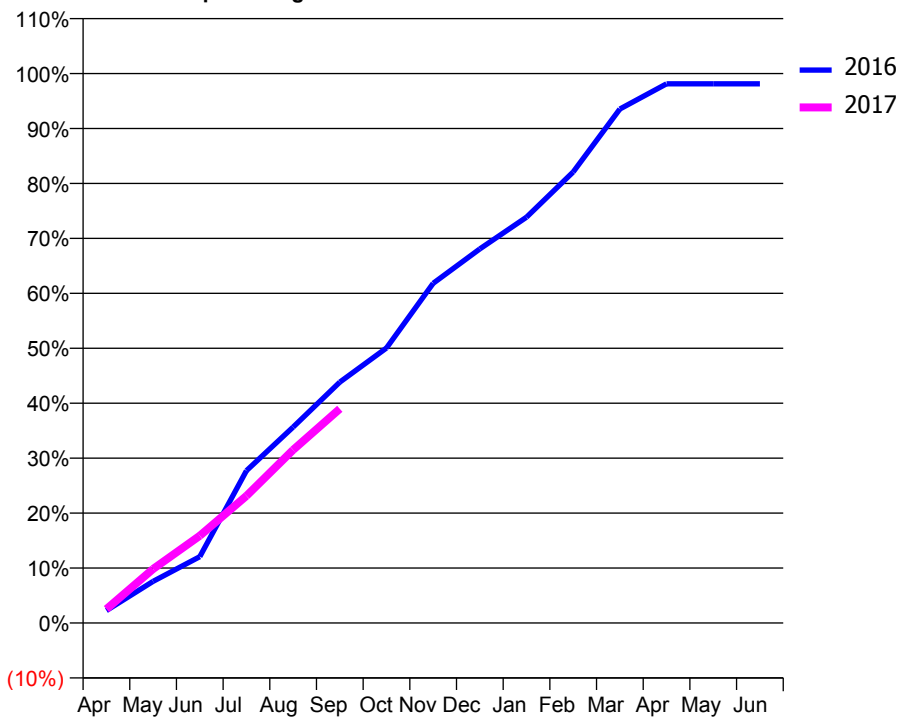
ACCESS*

Patients seen in 24 months	Total	Change since previous quarter
Quarter ending September 2015	5,468	
Quarter ending December 2015	5,488	→
Quarter ending March 2016	5,470	→
Quarter ending June 2016	5,532	→
Quarter ending September 2016	5,656	↑
Variance since September 2015	3.4%	↑



ACTIVITY

Cumulative percentage of contracted UDA delivered 2016 & 2017



Adjusted Scheduled Activity (UDA)

Month	2016	2017
April	407	454
May	1,361	1,763
June	2,165	2,848
July	4,969	4,145
August	6,388	5,644
September	7,855	6,985
October	8,970	
November	11,077	
December	12,197	
January	13,235	
February	14,709	
March	16,761	
April	17,585	
May	17,583	
June	17,583	

QUALITY

	Quantity	Base Number	Contract	AT	Region	England
% of FP17s for the same patient ID Re-attending within 3 months - Children	215	2,217	9.7%	10.4%	12.0%	12.4%
% of FP17s for the same patient ID Re-attending within 3 months - Adults	397	2,332	17.0%	14.2%	15.9%	16.7%
% of FP17s for the same patient ID Re-attending between 3 & 9 months - Children	1,300	2,217	58.6%	59.3%	58.6%	57.4%
% of FP17s for the same patient ID Re-attending between 3 & 9 months - Adults	1,286	2,332	55.1%	54.4%	51.6%	50.5%
% of FP17s for Band 1 Urgent Courses	206	3,814	5.4%	6.9%	8.0%	9.1%
% of FP17s Relating to Free Repair or Replacements	12	3,814	0.3%	0.9%	0.8%	0.8%
% of FP17s Relating to Continuations	18	3,814	0.5%	1.4%	1.3%	1.3%
% of Patients satisfied with the dentistry they have received	1	1	N/A	93.2%	93.1%	93.2%
% of Patients satisfied with the time they had to wait for an appointment	1	1	N/A	89.3%	89.1%	89.0%

* This is based on patients treated on this contract for their most recent course of treatment. Figures in italics indicate the base number of FP17s or Patient Questionnaire responses are less than 100. N/A is shown where the base number of responses is less than 10 during the period. % is calculated as Quantity/Base number*100

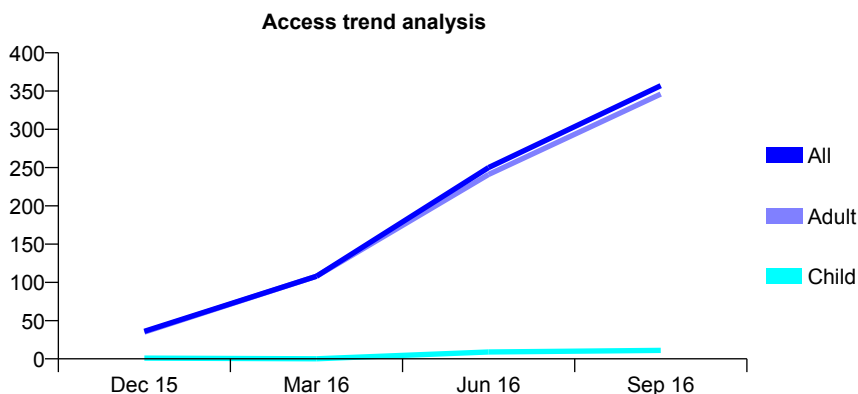
Q60 - Vital Signs At a Glance Contract Report for 192538/0001 - September 2016

Name or company name	The Smile Works Ltd
Contract type name	PDS Contract
Purpose of contract	General
Contract start date	01/07/2015
Contract end date	31/03/2020

16/17 Contracted general activity (UDA)	1,800
Carry forward general activity (UDA)	0
16/17 Contracted orthodontic activity (UOA)	0
Carry forward orthodontic activity (UOA)	0
Baseline contract value	£72,557.11

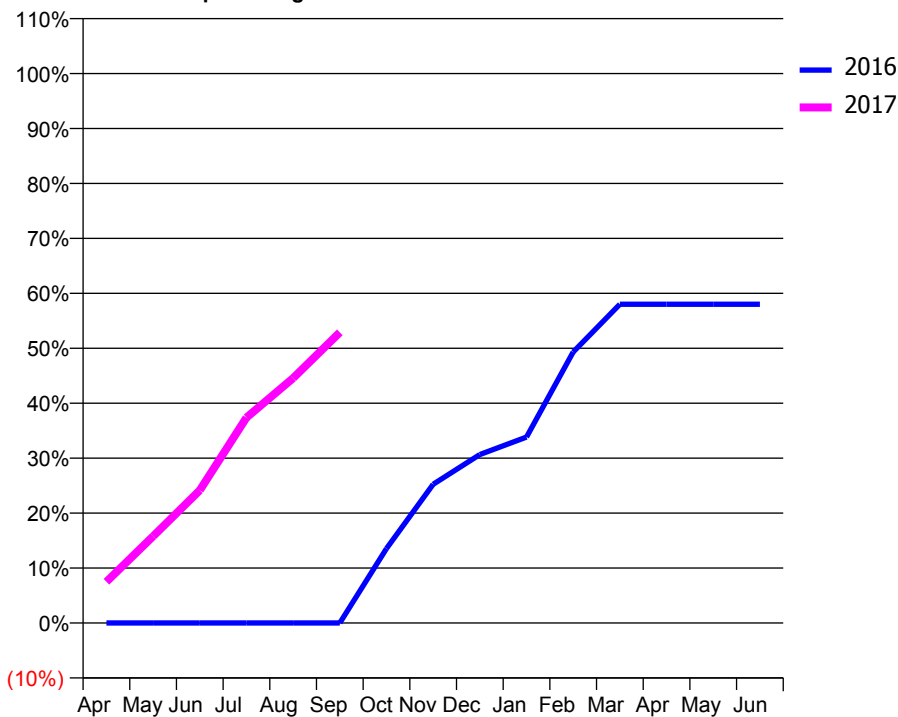
ACCESS*

Patients seen in 24 months	Total	Change since previous quarter
Quarter ending September 2015	0	
Quarter ending December 2015	36	↑
Quarter ending March 2016	108	↑
Quarter ending June 2016	250	↑
Quarter ending September 2016	357	↑
Variance since September 2015	N/A	



ACTIVITY

Cumulative percentage of contracted UDA delivered 2016 & 2017



Month	Adjusted Scheduled Activity (UDA)	
	2016	2017
April	0	135
May	0	284
June	0	435
July	0	673
August	0	802
September	0	952
October	183	
November	341	
December	414	
January	457	
February	666	
March	783	
April	783	
May	783	
June	783	

QUALITY

	Quantity	Base Number	Contract	AT	Region	England
% of FP17s for the same patient ID Re-attending within 3 months - Children	0	15	0.0%	10.4%	12.0%	12.4%
% of FP17s for the same patient ID Re-attending within 3 months - Adults	1	333	0.3%	14.2%	15.9%	16.7%
% of FP17s for the same patient ID Re-attending between 3 & 9 months - Children	0	15	0.0%	59.3%	58.6%	57.4%
% of FP17s for the same patient ID Re-attending between 3 & 9 months - Adults	0	333	0.0%	54.4%	51.6%	50.5%
% of FP17s for Band 1 Urgent Courses	0	348	0.0%	6.9%	8.0%	9.1%
% of FP17s Relating to Free Repair or Replacements	0	348	0.0%	0.9%	0.8%	0.8%
% of FP17s Relating to Continuations	0	348	0.0%	1.4%	1.3%	1.3%
% of Patients satisfied with the dentistry they have received	1	1	N/A	93.2%	93.1%	93.2%
% of Patients satisfied with the time they had to wait for an appointment	0	1	N/A	89.3%	89.1%	89.0%

* This is based on patients treated on this contract for their most recent course of treatment. Figures in italics indicate the base number of FP17s or Patient Questionnaire responses are less than 100. N/A is shown where the base number of responses is less than 10 during the period. % is calculated as Quantity/Base number*100

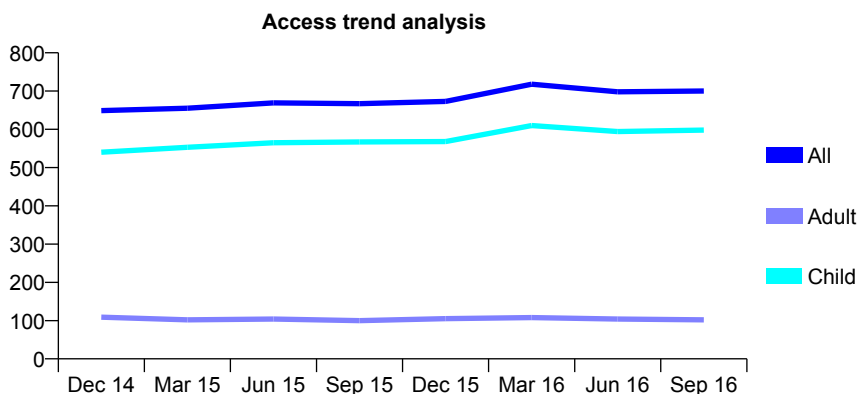
Q60 - Vital Signs At a Glance Contract Report for 193623/0001 - September 2016

Name or company name	Beaufort Dental Health Centre Ltd
Contract type name	GDS Contract
Purpose of contract	General
Contract start date	01/07/2009
Contract end date	

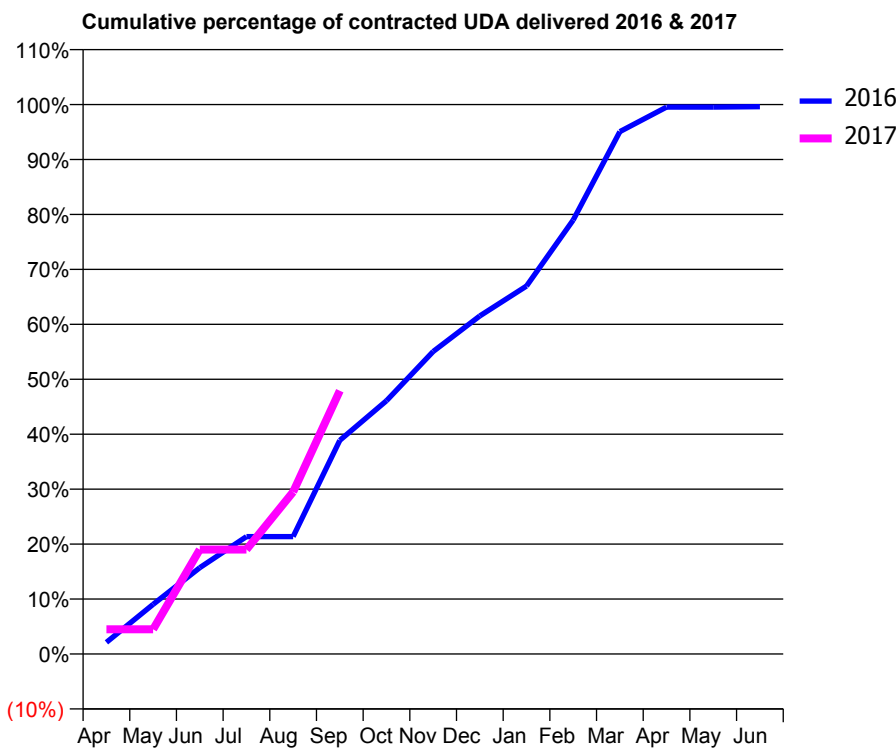
16/17 Contracted general activity (UDA)	1,380
Carry forward general activity (UDA)	0
16/17 Contracted orthodontic activity (UOA)	0
Carry forward orthodontic activity (UOA)	0
Baseline contract value	£30,186.20

ACCESS*

Patients seen in 24 months	Total	Change since previous quarter
Quarter ending September 2015	667	
Quarter ending December 2015	673	→
Quarter ending March 2016	718	↑
Quarter ending June 2016	698	↓
Quarter ending September 2016	700	→
Variance since September 2015	4.9%	↑



ACTIVITY



Month	Adjusted Scheduled Activity (UDA)	
	2016	2017
April	29	62
May	125	62
June	217	262
July	295	262
August	295	407
September	537	661
October	636	
November	760	
December	849	
January	924	
February	1,090	
March	1,312	
April	1,374	
May	1,374	
June	1,375	

QUALITY

	Quantity	Base Number	Contract	AT	Region	England
% of FP17s for the same patient ID Re-attending within 3 months - Children	51	533	9.6%	10.4%	12.0%	12.4%
% of FP17s for the same patient ID Re-attending within 3 months - Adults	4	29	13.8%	14.2%	15.9%	16.7%
% of FP17s for the same patient ID Re-attending between 3 & 9 months - Children	359	533	67.4%	59.3%	58.6%	57.4%
% of FP17s for the same patient ID Re-attending between 3 & 9 months - Adults	24	29	82.8%	54.4%	51.6%	50.5%
% of FP17s for Band 1 Urgent Courses	16	513	3.1%	6.9%	8.0%	9.1%
% of FP17s Relating to Free Repair or Replacements	0	513	0.0%	0.9%	0.8%	0.8%
% of FP17s Relating to Continuations	0	513	0.0%	1.4%	1.3%	1.3%
% of Patients satisfied with the dentistry they have received	0	0	N/A	93.2%	93.1%	93.2%
% of Patients satisfied with the time they had to wait for an appointment	0	0	N/A	89.3%	89.1%	89.0%

* This is based on patients treated on this contract for their most recent course of treatment. Figures in italics indicate the base number of FP17s or Patient Questionnaire responses are less than 100. N/A is shown where the base number of responses is less than 10 during the period. % is calculated as Quantity/Base number*100

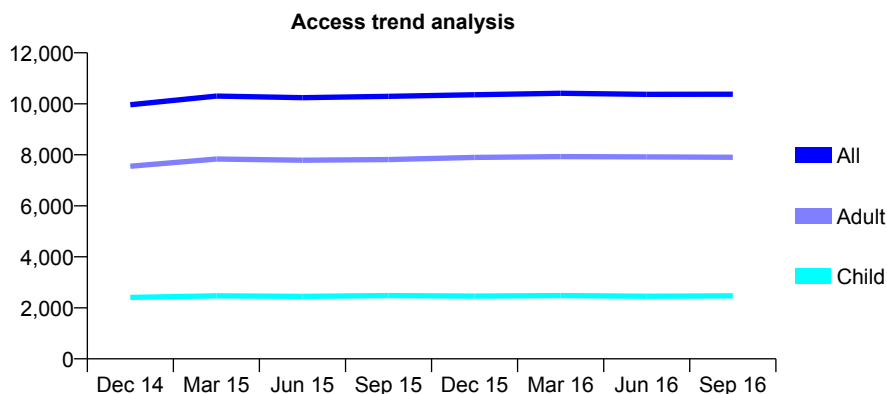
Q60 - Vital Signs At a Glance Contract Report for 195170/0001 - September 2016

Name or company name	Station House Dental Practice (Telford) Ltd
Contract type name	Pilot Contract
Purpose of contract	General and Orthodontic
Contract start date	01/12/2009
Contract end date	

16/17 Contracted general activity (UDA)	39,000
Carry forward general activity (UDA)	0
16/17 Contracted orthodontic activity (UOA)	995
Carry forward orthodontic activity (UOA)	0
Baseline contract value	£1,117,539.57

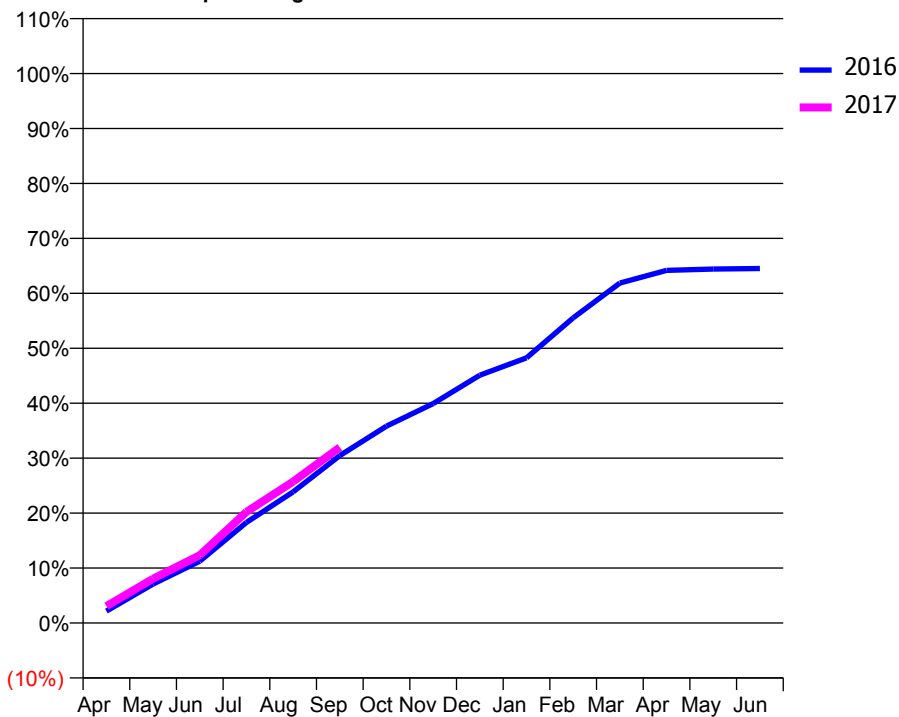
ACCESS*

Patients seen in 24 months	Total	Change since previous quarter
Quarter ending September 2015	10,294	
Quarter ending December 2015	10,356	→
Quarter ending March 2016	10,411	→
Quarter ending June 2016	10,371	→
Quarter ending September 2016	10,374	→
Variance since September 2015	0.8%	→



ACTIVITY

Cumulative percentage of contracted UDA delivered 2016 & 2017



Month	Adjusted Scheduled Activity (UDA)	
	2016	2017
April	828	1,198
May	2,710	3,149
June	4,301	4,817
July	6,991	7,884
August	9,116	10,040
September	11,641	12,473
October	13,687	
November	15,256	
December	17,229	
January	18,436	
February	21,218	
March	23,638	
April	24,518	
May	24,613	
June	24,651	

QUALITY

	Quantity	Base Number	Contract	AT	Region	England
% of FP17s for the same patient ID Re-attending within 3 months - Children	100	1,826	5.5%	10.4%	12.0%	12.4%
% of FP17s for the same patient ID Re-attending within 3 months - Adults	555	5,288	10.5%	14.2%	15.9%	16.7%
% of FP17s for the same patient ID Re-attending between 3 & 9 months - Children	1,174	1,826	64.3%	59.3%	58.6%	57.4%
% of FP17s for the same patient ID Re-attending between 3 & 9 months - Adults	3,055	5,288	57.8%	54.4%	51.6%	50.5%
% of FP17s for Band 1 Urgent Courses	319	6,249	5.1%	6.9%	8.0%	9.1%
% of FP17s Relating to Free Repair or Replacements	41	6,249	0.7%	0.9%	0.8%	0.8%
% of FP17s Relating to Continuations	115	6,249	1.8%	1.4%	1.3%	1.3%
% of Patients satisfied with the dentistry they have received	9	11	81.8%	93.2%	93.1%	93.2%
% of Patients satisfied with the time they had to wait for an appointment	10	11	90.9%	89.3%	89.1%	89.0%

* This is based on patients treated on this contract for their most recent course of treatment. Figures in italics indicate the base number of FP17s or Patient Questionnaire responses are less than 100. N/A is shown where the base number of responses is less than 10 during the period. % is calculated as Quantity/Base number*100

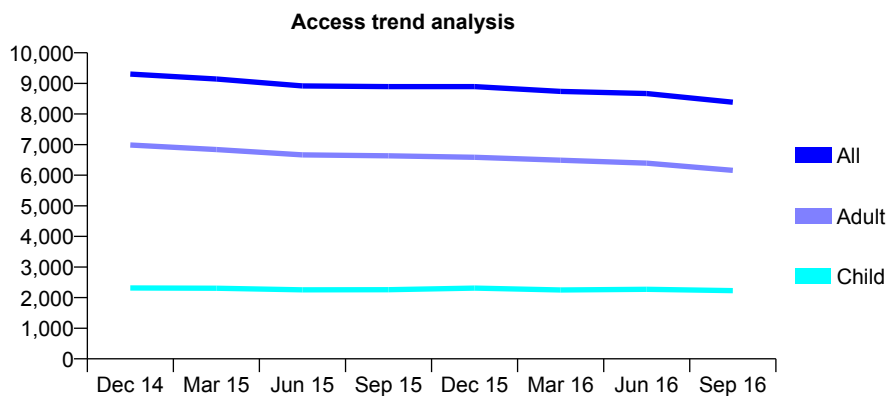
Q60 - Vital Signs At a Glance Contract Report for 195464/0001 - September 2016

Name or company name	Keen Dental Care
Contract type name	GDS Contract
Purpose of contract	General
Contract start date	01/04/2012
Contract end date	

16/17 Contracted general activity (UDA)	23,030
Carry forward general activity (UDA)	0
16/17 Contracted orthodontic activity (UOA)	0
Carry forward orthodontic activity (UOA)	0
Baseline contract value	£569,241.97

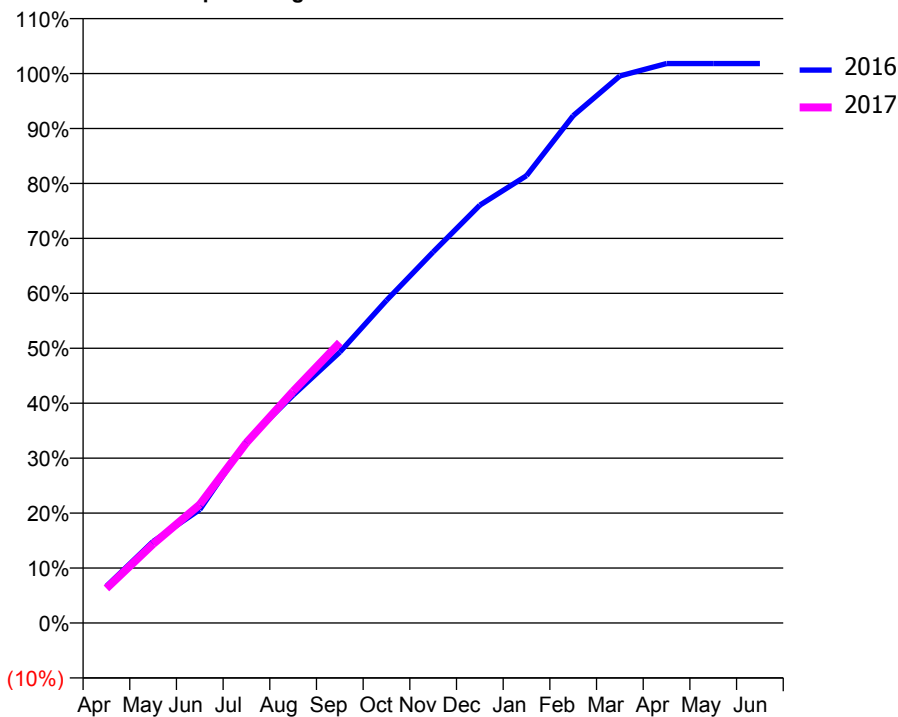
ACCESS*

Patients seen in 24 months	Total	Change since previous quarter
Quarter ending September 2015	8,895	
Quarter ending December 2015	8,895	→
Quarter ending March 2016	8,740	↓
Quarter ending June 2016	8,669	→
Quarter ending September 2016	8,387	↓
Variance since September 2015	(5.7%)	↓



ACTIVITY

Cumulative percentage of contracted UDA delivered 2016 & 2017



Month	Adjusted Scheduled Activity (UDA)	
	2016	2017
April	1,542	1,449
May	3,419	3,309
June	4,755	4,968
July	7,615	7,559
August	9,551	9,712
September	11,356	11,756
October	13,524	
November	15,549	
December	17,509	
January	18,746	
February	21,263	
March	22,927	
April	23,449	
May	23,450	
June	23,450	

QUALITY

	Quantity	Base Number	Contract	AT	Region	England
% of FP17s for the same patient ID Re-attending within 3 months - Children	134	1,801	7.4%	10.4%	12.0%	12.4%
% of FP17s for the same patient ID Re-attending within 3 months - Adults	682	4,839	14.1%	14.2%	15.9%	16.7%
% of FP17s for the same patient ID Re-attending between 3 & 9 months - Children	1,114	1,801	61.9%	59.3%	58.6%	57.4%
% of FP17s for the same patient ID Re-attending between 3 & 9 months - Adults	2,958	4,839	61.1%	54.4%	51.6%	50.5%
% of FP17s for Band 1 Urgent Courses	293	6,332	4.6%	6.9%	8.0%	9.1%
% of FP17s Relating to Free Repair or Replacements	49	6,332	0.8%	0.9%	0.8%	0.8%
% of FP17s Relating to Continuations	207	6,332	3.3%	1.4%	1.3%	1.3%
% of Patients satisfied with the dentistry they have received	12	12	100.0%	93.2%	93.1%	93.2%
% of Patients satisfied with the time they had to wait for an appointment	11	12	91.7%	89.3%	89.1%	89.0%

* This is based on patients treated on this contract for their most recent course of treatment. Figures in italics indicate the base number of FP17s or Patient Questionnaire responses are less than 100. N/A is shown where the base number of responses is less than 10 during the period. % is calculated as Quantity/Base number*100

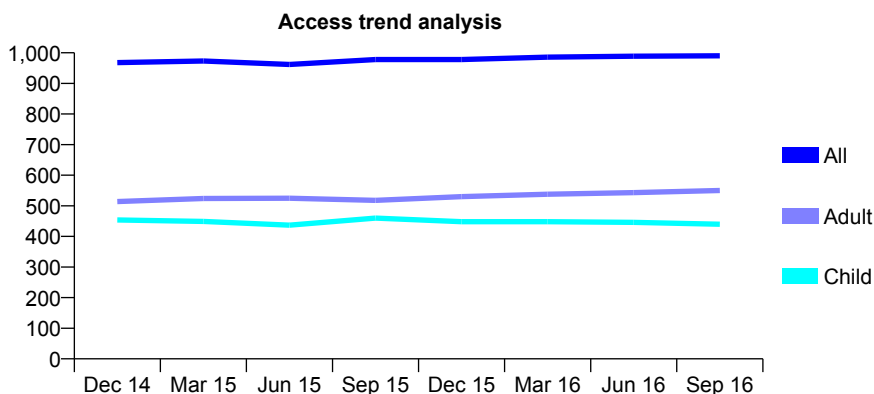
Q60 - Vital Signs At a Glance Contract Report for 198048/0001 - September 2016

Name or company name	The Cherry Orchard Dental Practice Partne
Contract type name	GDS Contract
Purpose of contract	General
Contract start date	05/03/2013
Contract end date	

16/17 Contracted general activity (UDA)	2,200
Carry forward general activity (UDA)	0
16/17 Contracted orthodontic activity (UOA)	0
Carry forward orthodontic activity (UOA)	0
Baseline contract value	£47,826.65

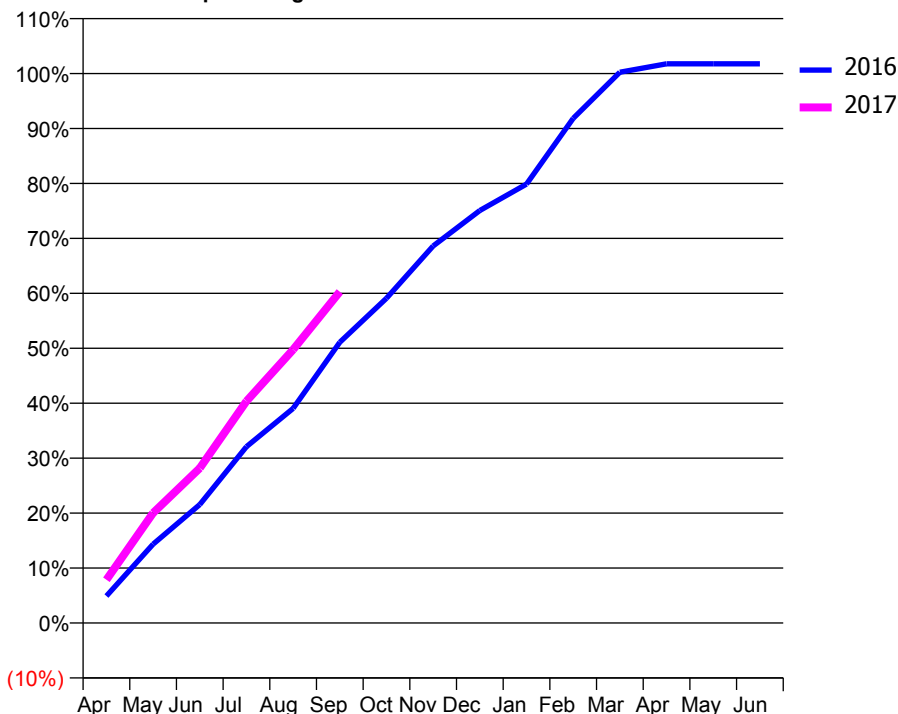
ACCESS*

Patients seen in 24 months	Total	Change since previous quarter
Quarter ending September 2015	978	
Quarter ending December 2015	978	→
Quarter ending March 2016	986	→
Quarter ending June 2016	989	→
Quarter ending September 2016	990	→
Variance since September 2015	1.2%	→



ACTIVITY

Cumulative percentage of contracted UDA delivered 2016 & 2017



Adjusted Scheduled Activity (UDA)

Month	2016	2017
April	108	173
May	316	441
June	474	620
July	706	888
August	859	1,095
September	1,124	1,327
October	1,300	
November	1,510	
December	1,651	
January	1,757	
February	2,021	
March	2,205	
April	2,239	
May	2,239	
June	2,239	

QUALITY

	Quantity	Base Number	Contract	AT	Region	England
% of FP17s for the same patient ID Re-attending within 3 months - Children	33	418	7.9%	10.4%	12.0%	12.4%
% of FP17s for the same patient ID Re-attending within 3 months - Adults	64	455	14.1%	14.2%	15.9%	16.7%
% of FP17s for the same patient ID Re-attending between 3 & 9 months - Children	312	418	74.6%	59.3%	58.6%	57.4%
% of FP17s for the same patient ID Re-attending between 3 & 9 months - Adults	313	455	68.8%	54.4%	51.6%	50.5%
% of FP17s for Band 1 Urgent Courses	33	841	3.9%	6.9%	8.0%	9.1%
% of FP17s Relating to Free Repair or Replacements	0	841	0.0%	0.9%	0.8%	0.8%
% of FP17s Relating to Continuations	21	841	2.5%	1.4%	1.3%	1.3%
% of Patients satisfied with the dentistry they have received	0	0	N/A	93.2%	93.1%	93.2%
% of Patients satisfied with the time they had to wait for an appointment	0	0	N/A	89.3%	89.1%	89.0%

* This is based on patients treated on this contract for their most recent course of treatment. Figures in italics indicate the base number of FP17s or Patient Questionnaire responses are less than 100. N/A is shown where the base number of responses is less than 10 during the period. % is calculated as Quantity/Base number*100

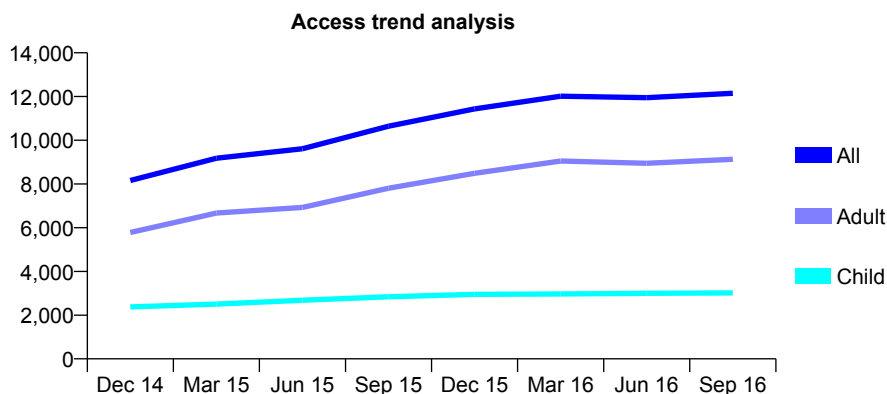
Q60 - Vital Signs At a Glance Contract Report for 198404/0001 - September 2016

Name or company name	Tamworth Dental Practice Partnership
Contract type name	GDS Contract
Purpose of contract	General
Contract start date	01/04/2014
Contract end date	

16/17 Contracted general activity (UDA)	30,297
Carry forward general activity (UDA)	-32
16/17 Contracted orthodontic activity (UOA)	0
Carry forward orthodontic activity (UOA)	0
Baseline contract value	£767,654.23

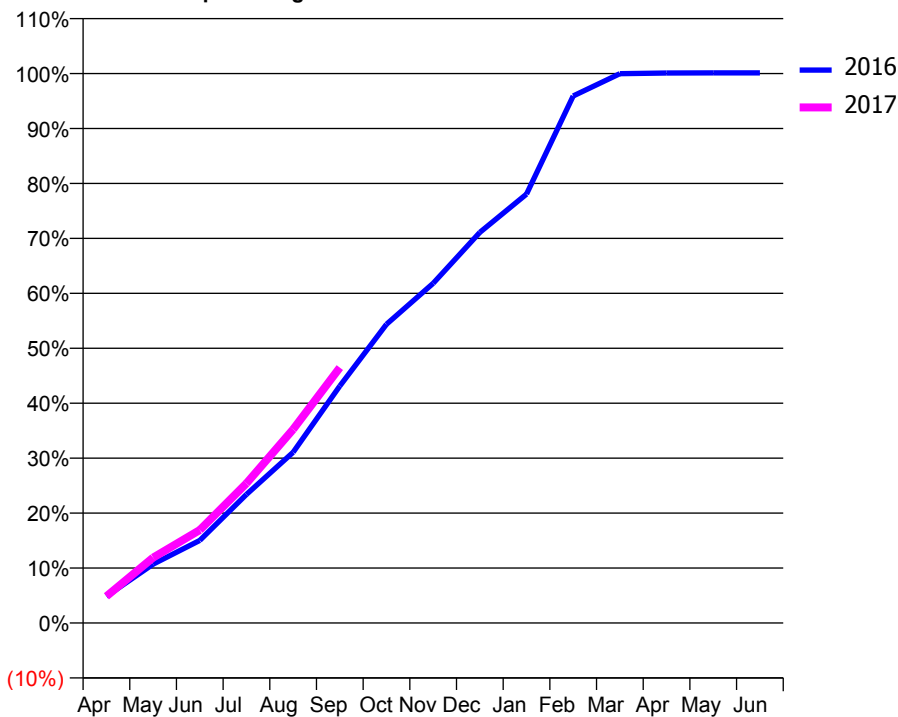
ACCESS*

Patients seen in 24 months	Total	Change since previous quarter
Quarter ending September 2015	10,644	
Quarter ending December 2015	11,433	↑
Quarter ending March 2016	12,015	↑
Quarter ending June 2016	11,945	→
Quarter ending September 2016	12,146	→
Variance since September 2015	14.1%	↑



ACTIVITY

Cumulative percentage of contracted UDA delivered 2016 & 2017



Month	Adjusted Scheduled Activity (UDA)	
	2016	2017
April	1,478	1,473
May	3,245	3,609
June	4,552	5,131
July	7,091	7,702
August	9,416	10,678
September	13,069	14,082
October	16,475	
November	18,730	
December	21,541	
January	23,649	
February	29,058	
March	30,285	
April	30,323	
May	30,328	
June	30,329	

QUALITY

	Quantity	Base Number	Contract	AT	Region	England
% of FP17s for the same patient ID Re-attending within 3 months - Children	76	2,248	3.4%	10.4%	12.0%	12.4%
% of FP17s for the same patient ID Re-attending within 3 months - Adults	410	4,090	10.0%	14.2%	15.9%	16.7%
% of FP17s for the same patient ID Re-attending between 3 & 9 months - Children	1,472	2,248	65.5%	59.3%	58.6%	57.4%
% of FP17s for the same patient ID Re-attending between 3 & 9 months - Adults	1,813	4,090	44.3%	54.4%	51.6%	50.5%
% of FP17s for Band 1 Urgent Courses	558	6,303	8.9%	6.9%	8.0%	9.1%
% of FP17s Relating to Free Repair or Replacements	23	6,303	0.4%	0.9%	0.8%	0.8%
% of FP17s Relating to Continuations	41	6,303	0.7%	1.4%	1.3%	1.3%
% of Patients satisfied with the dentistry they have received	5	5	N/A	93.2%	93.1%	93.2%
% of Patients satisfied with the time they had to wait for an appointment	5	5	N/A	89.3%	89.1%	89.0%

* This is based on patients treated on this contract for their most recent course of treatment. Figures in italics indicate the base number of FP17s or Patient Questionnaire responses are less than 100. N/A is shown where the base number of responses is less than 10 during the period. % is calculated as Quantity/Base number*100

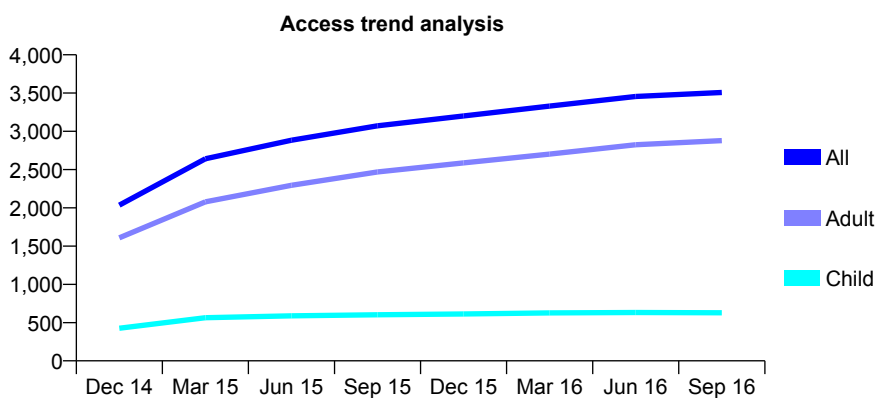
Q60 - Vital Signs At a Glance Contract Report for 198595/0001 - September 2016

Name or company name	Khanna Dental Limited
Contract type name	GDS Contract
Purpose of contract	General and Orthodontic
Contract start date	01/07/2014
Contract end date	

16/17 Contracted general activity (UDA)	12,412
Carry forward general activity (UDA)	0
16/17 Contracted orthodontic activity (UOA)	280
Carry forward orthodontic activity (UOA)	0
Baseline contract value	£359,226.03

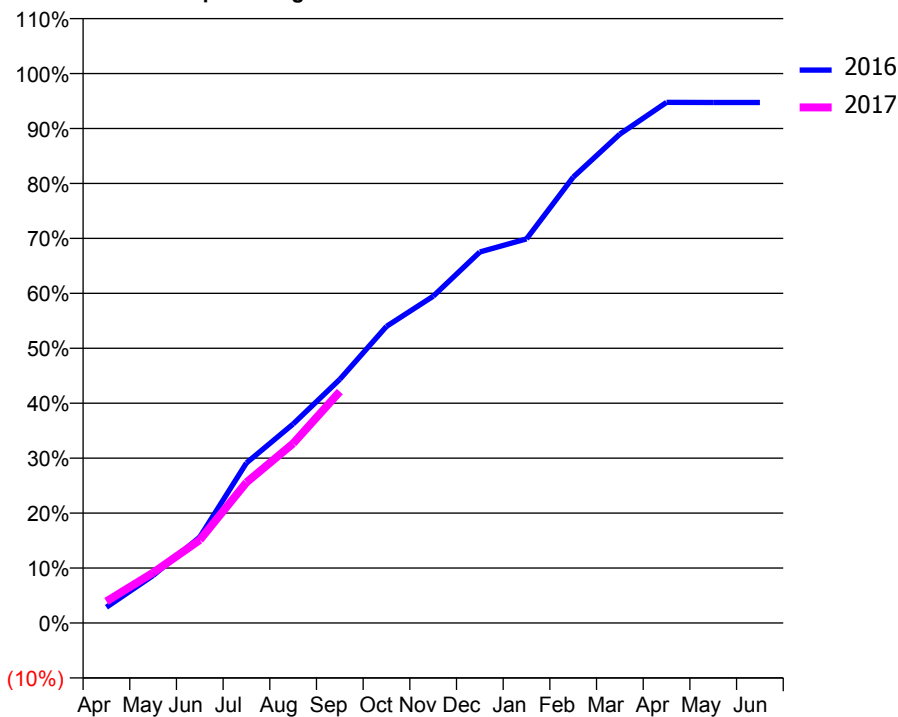
ACCESS*

Patients seen in 24 months	Total	Change since previous quarter
Quarter ending September 2015	3,072	
Quarter ending December 2015	3,200	↑
Quarter ending March 2016	3,329	↑
Quarter ending June 2016	3,456	↑
Quarter ending September 2016	3,508	→
Variance since September 2015	14.2%	↑



ACTIVITY

Cumulative percentage of contracted UDA delivered 2016 & 2017



Adjusted Scheduled Activity (UDA)

Month	2016	2017
April	358	490
May	1,075	1,136
June	1,941	1,876
July	3,616	3,177
August	4,495	4,055
September	5,505	5,228
October	6,699	
November	7,382	
December	8,381	
January	8,676	
February	10,069	
March	11,044	
April	11,761	
May	11,758	
June	11,759	

QUALITY

	Quantity	Base Number	Contract	AT	Region	England
% of FP17s for the same patient ID Re-attending within 3 months - Children	45	466	9.7%	10.4%	12.0%	12.4%
% of FP17s for the same patient ID Re-attending within 3 months - Adults	341	2,180	15.6%	14.2%	15.9%	16.7%
% of FP17s for the same patient ID Re-attending between 3 & 9 months - Children	281	466	60.3%	59.3%	58.6%	57.4%
% of FP17s for the same patient ID Re-attending between 3 & 9 months - Adults	1,199	2,180	55.0%	54.4%	51.6%	50.5%
% of FP17s for Band 1 Urgent Courses	237	2,350	10.1%	6.9%	8.0%	9.1%
% of FP17s Relating to Free Repair or Replacements	6	2,350	0.3%	0.9%	0.8%	0.8%
% of FP17s Relating to Continuations	10	2,350	0.4%	1.4%	1.3%	1.3%
% of Patients satisfied with the dentistry they have received	14	15	93.3%	93.2%	93.1%	93.2%
% of Patients satisfied with the time they had to wait for an appointment	15	15	100.0%	89.3%	89.1%	89.0%

* This is based on patients treated on this contract for their most recent course of treatment. Figures in italics indicate the base number of FP17s or Patient Questionnaire responses are less than 100. N/A is shown where the base number of responses is less than 10 during the period. % is calculated as Quantity/Base number*100

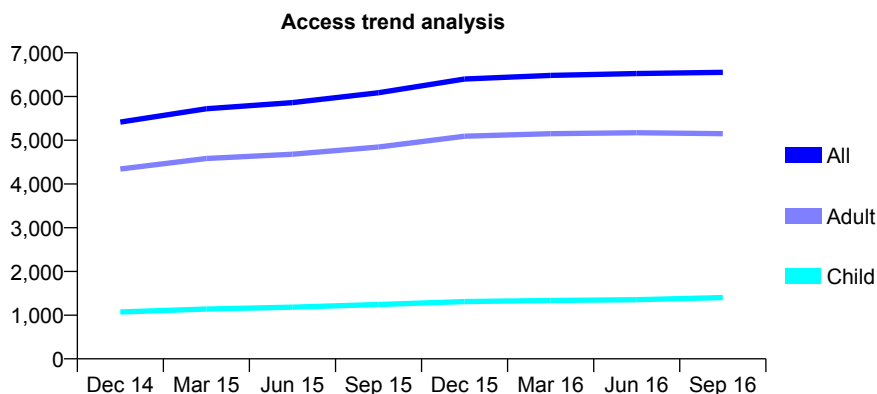
Q60 - Vital Signs At a Glance Contract Report for 199591/0001 - September 2016

Name or company name	Primecare Oral
Contract type name	PDS Plus Contract
Purpose of contract	General
Contract start date	01/04/2011
Contract end date	31/03/2021

16/17 Contracted general activity (UDA)	26,000
Carry forward general activity (UDA)	0
16/17 Contracted orthodontic activity (UOA)	0
Carry forward orthodontic activity (UOA)	0
Baseline contract value	£495,357.39

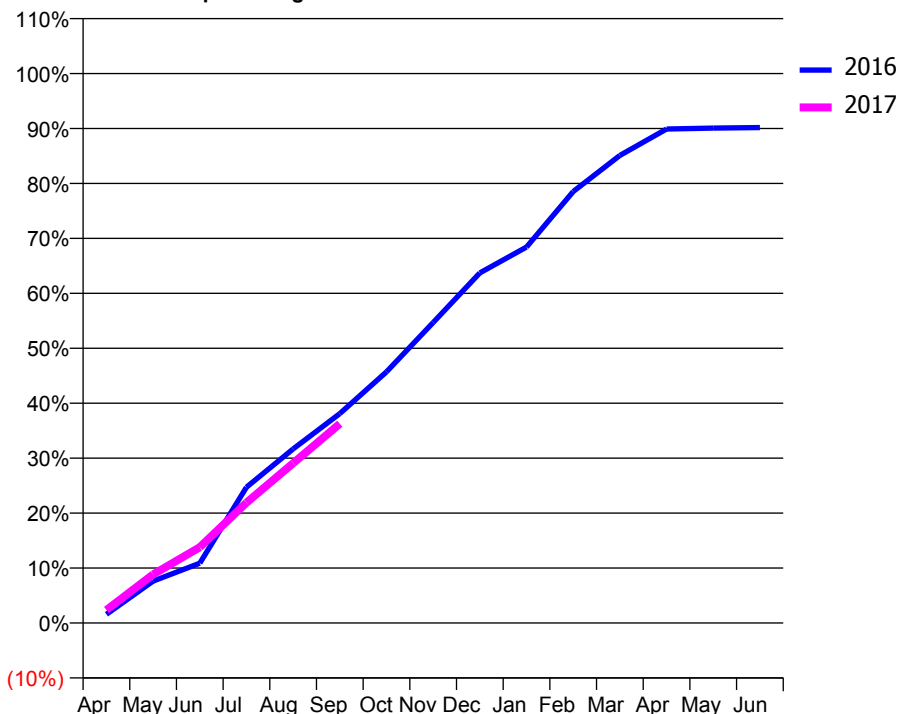
ACCESS*

Patients seen in 24 months	Total	Change since previous quarter
Quarter ending September 2015	6,087	
Quarter ending December 2015	6,402	↑
Quarter ending March 2016	6,483	→
Quarter ending June 2016	6,525	→
Quarter ending September 2016	6,552	→
Variance since September 2015	7.6%	↑



ACTIVITY

Cumulative percentage of contracted UDA delivered 2016 & 2017



Month	Adjusted Scheduled Activity (UDA)	
	2016	2017
April	396	613
May	1,910	2,300
June	2,723	3,589
July	6,176	5,696
August	7,921	7,562
September	9,525	9,432
October	11,426	
November	13,671	
December	15,927	
January	17,104	
February	19,630	
March	21,271	
April	22,472	
May	22,518	
June	22,543	

QUALITY

	Quantity	Base Number	Contract	AT	Region	England
% of FP17s for the same patient ID Re-attending within 3 months - Children	59	784	7.5%	10.4%	12.0%	12.4%
% of FP17s for the same patient ID Re-attending within 3 months - Adults	472	2,830	16.7%	14.2%	15.9%	16.7%
% of FP17s for the same patient ID Re-attending between 3 & 9 months - Children	271	784	34.6%	59.3%	58.6%	57.4%
% of FP17s for the same patient ID Re-attending between 3 & 9 months - Adults	1,225	2,830	43.3%	54.4%	51.6%	50.5%
% of FP17s for Band 1 Urgent Courses	201	3,312	6.1%	6.9%	8.0%	9.1%
% of FP17s Relating to Free Repair or Replacements	38	3,312	1.1%	0.9%	0.8%	0.8%
% of FP17s Relating to Continuations	107	3,312	3.2%	1.4%	1.3%	1.3%
% of Patients satisfied with the dentistry they have received	11	11	100.0%	93.2%	93.1%	93.2%
% of Patients satisfied with the time they had to wait for an appointment	9	11	81.8%	89.3%	89.1%	89.0%

* This is based on patients treated on this contract for their most recent course of treatment. Figures in italics indicate the base number of FP17s or Patient Questionnaire responses are less than 100. N/A is shown where the base number of responses is less than 10 during the period. % is calculated as Quantity/Base number*100

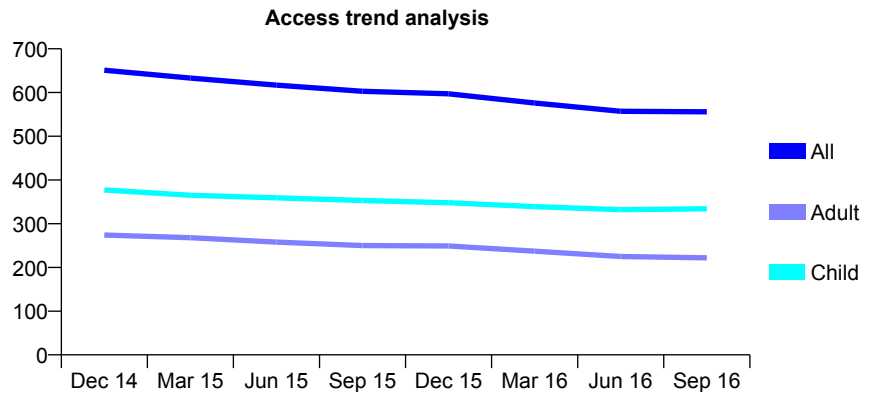
Q60 - Vital Signs At a Glance Contract Report for 208698/0001 - September 2016

Name or company name	MR C BIRD
Contract type name	GDS Contract
Purpose of contract	General
Contract start date	01/04/2006
Contract end date	

16/17 Contracted general activity (UDA)	2,000
Carry forward general activity (UDA)	-6
16/17 Contracted orthodontic activity (UOA)	0
Carry forward orthodontic activity (UOA)	0
Baseline contract value	£44,685.45

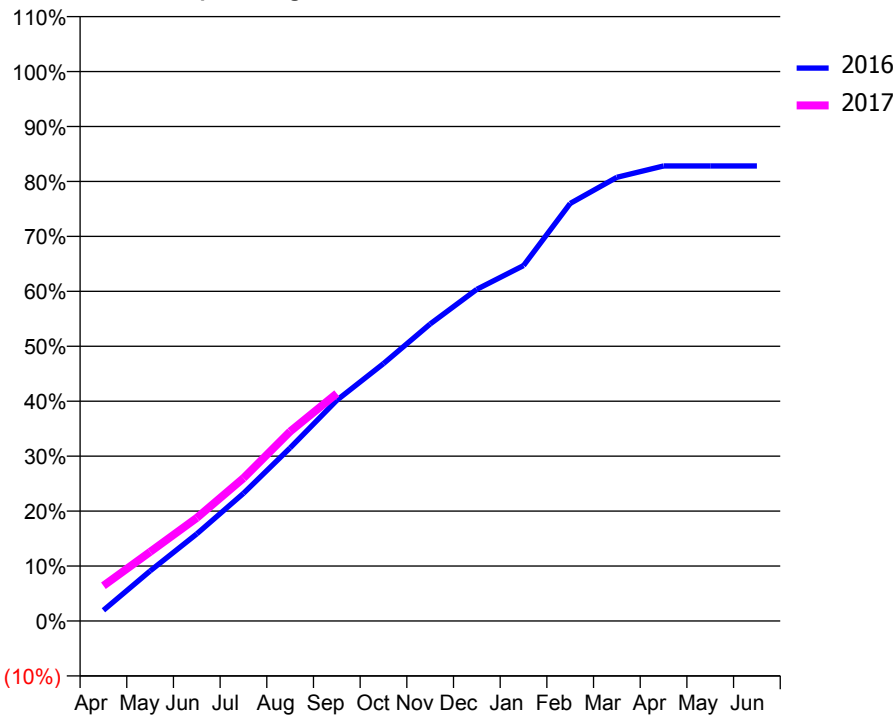
ACCESS*

Patients seen in 24 months	Total	Change since previous quarter
Quarter ending September 2015	603	
Quarter ending December 2015	597	→
Quarter ending March 2016	576	↓
Quarter ending June 2016	557	↓
Quarter ending September 2016	556	→
Variance since September 2015	(7.8%)	↓



ACTIVITY

Cumulative percentage of contracted UDA delivered 2016 & 2017



Month	Adjusted Scheduled Activity (UDA)	
	2016	2017
April	39	129
May	182	252
June	317	375
July	465	520
August	630	690
September	804	828
October	937	
November	1,081	
December	1,207	
January	1,294	
February	1,520	
March	1,615	
April	1,656	
May	1,656	
June	1,656	

QUALITY

	Quantity	Base Number	Contract	AT	Region	England
% of FP17s for the same patient ID Re-attending within 3 months - Children	8	291	2.7%	10.4%	12.0%	12.4%
% of FP17s for the same patient ID Re-attending within 3 months - Adults	35	169	20.7%	14.2%	15.9%	16.7%
% of FP17s for the same patient ID Re-attending between 3 & 9 months - Children	211	291	72.5%	59.3%	58.6%	57.4%
% of FP17s for the same patient ID Re-attending between 3 & 9 months - Adults	103	169	60.9%	54.4%	51.6%	50.5%
% of FP17s for Band 1 Urgent Courses	25	443	5.6%	6.9%	8.0%	9.1%
% of FP17s Relating to Free Repair or Replacements	0	443	0.0%	0.9%	0.8%	0.8%
% of FP17s Relating to Continuations	0	443	0.0%	1.4%	1.3%	1.3%
% of Patients satisfied with the dentistry they have received	0	0	N/A	93.2%	93.1%	93.2%
% of Patients satisfied with the time they had to wait for an appointment	0	0	N/A	89.3%	89.1%	89.0%

* This is based on patients treated on this contract for their most recent course of treatment. Figures in italics indicate the base number of FP17s or Patient Questionnaire responses are less than 100. N/A is shown where the base number of responses is less than 10 during the period. % is calculated as Quantity/Base number*100

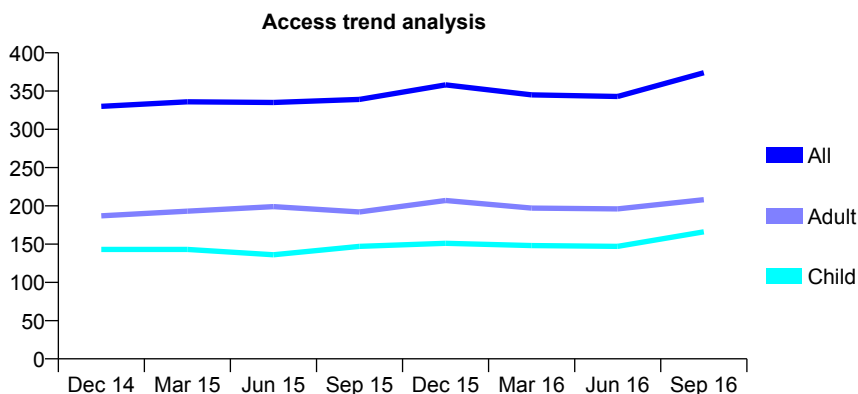
Q60 - Vital Signs At a Glance Contract Report for 209554/0001 - September 2016

Name or company name	Church Lane Dental Practice
Contract type name	GDS Contract
Purpose of contract	General
Contract start date	01/04/2006
Contract end date	

16/17 Contracted general activity (UDA)	1,136
Carry forward general activity (UDA)	-23
16/17 Contracted orthodontic activity (UOA)	0
Carry forward orthodontic activity (UOA)	0
Baseline contract value	£24,014.26

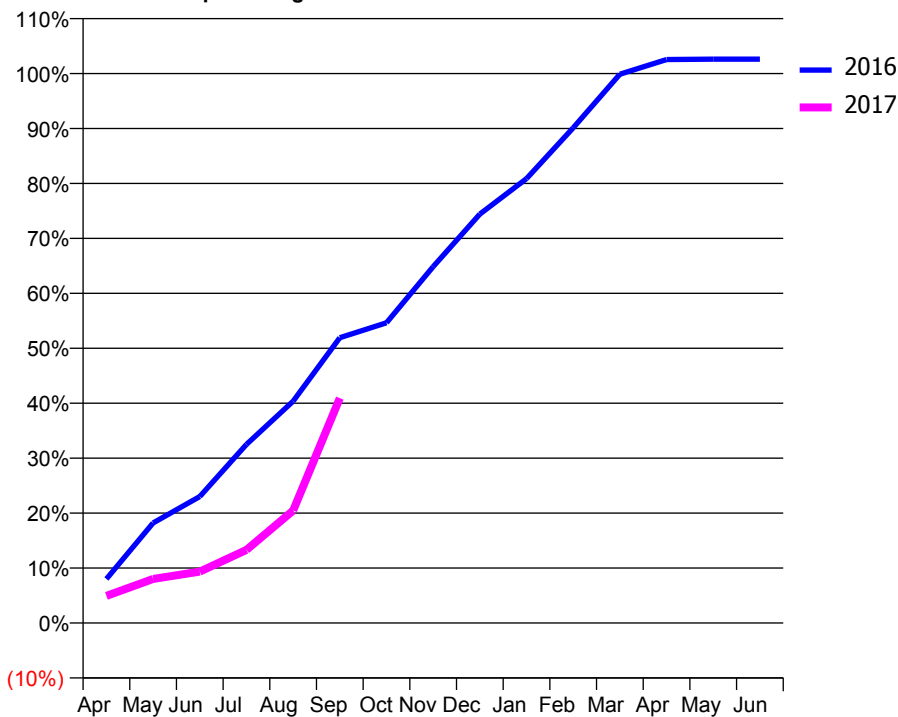
ACCESS*

Patients seen in 24 months	Total	Change since previous quarter
Quarter ending September 2015	339	
Quarter ending December 2015	358	↑
Quarter ending March 2016	345	↓
Quarter ending June 2016	343	→
Quarter ending September 2016	374	↑
Variance since September 2015	10.3%	↑



ACTIVITY

Cumulative percentage of contracted UDA delivered 2016 & 2017



Month	Adjusted Scheduled Activity (UDA)	
	2016	2017
April	91	56
May	207	91
June	261	106
July	369	151
August	459	232
September	590	465
October	621	
November	737	
December	845	
January	919	
February	1,024	
March	1,135	
April	1,165	
May	1,166	
June	1,166	

QUALITY

	Quantity	Base Number	Contract	AT	Region	England
% of FP17s for the same patient ID Re-attending within 3 months - Children	6	89	6.7%	10.4%	12.0%	12.4%
% of FP17s for the same patient ID Re-attending within 3 months - Adults	8	94	8.5%	14.2%	15.9%	16.7%
% of FP17s for the same patient ID Re-attending between 3 & 9 months - Children	31	89	34.8%	59.3%	58.6%	57.4%
% of FP17s for the same patient ID Re-attending between 3 & 9 months - Adults	41	94	43.6%	54.4%	51.6%	50.5%
% of FP17s for Band 1 Urgent Courses	4	169	2.4%	6.9%	8.0%	9.1%
% of FP17s Relating to Free Repair or Replacements	0	169	0.0%	0.9%	0.8%	0.8%
% of FP17s Relating to Continuations	0	169	0.0%	1.4%	1.3%	1.3%
% of Patients satisfied with the dentistry they have received	0	0	N/A	93.2%	93.1%	93.2%
% of Patients satisfied with the time they had to wait for an appointment	0	0	N/A	89.3%	89.1%	89.0%

* This is based on patients treated on this contract for their most recent course of treatment. Figures in italics indicate the base number of FP17s or Patient Questionnaire responses are less than 100. N/A is shown where the base number of responses is less than 10 during the period. % is calculated as Quantity/Base number*100

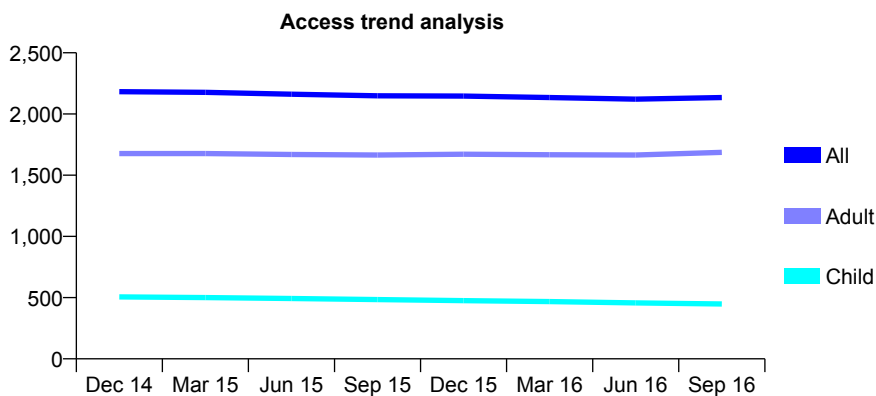
Q60 - Vital Signs At a Glance Contract Report for 215708/0001 - September 2016

Name or company name	MR R GRIFFITHS
Contract type name	GDS Contract
Purpose of contract	General and Orthodontic
Contract start date	01/04/2006
Contract end date	

16/17 Contracted general activity (UDA)	8,628
Carry forward general activity (UDA)	-128
16/17 Contracted orthodontic activity (UOA)	575
Carry forward orthodontic activity (UOA)	0
Baseline contract value	£278,953.69

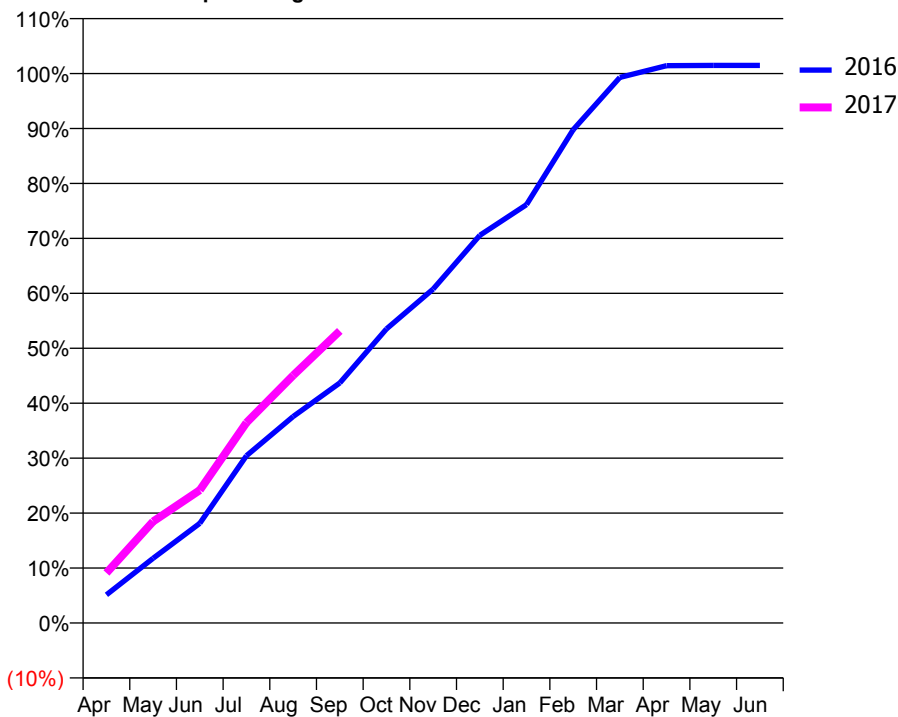
ACCESS*

Patients seen in 24 months	Total	Change since previous quarter
Quarter ending September 2015	2,149	
Quarter ending December 2015	2,147	→
Quarter ending March 2016	2,135	→
Quarter ending June 2016	2,122	→
Quarter ending September 2016	2,135	→
Variance since September 2015	(0.7%)	→



ACTIVITY

Cumulative percentage of contracted UDA delivered 2016 & 2017



Adjusted Scheduled Activity (UDA)

Month	2016	2017
April	444	787
May	1,016	1,595
June	1,565	2,087
July	2,627	3,145
August	3,242	3,887
September	3,770	4,586
October	4,617	
November	5,244	
December	6,087	
January	6,570	
February	7,746	
March	8,566	
April	8,751	
May	8,756	
June	8,756	

QUALITY

	Quantity	Base Number	Contract	AT	Region	England
% of FP17s for the same patient ID Re-attending within 3 months - Children	205	640	32.0%	10.4%	12.0%	12.4%
% of FP17s for the same patient ID Re-attending within 3 months - Adults	260	1,658	15.7%	14.2%	15.9%	16.7%
% of FP17s for the same patient ID Re-attending between 3 & 9 months - Children	343	640	53.6%	59.3%	58.6%	57.4%
% of FP17s for the same patient ID Re-attending between 3 & 9 months - Adults	1,093	1,658	65.9%	54.4%	51.6%	50.5%
% of FP17s for Band 1 Urgent Courses	126	2,105	6.0%	6.9%	8.0%	9.1%
% of FP17s Relating to Free Repair or Replacements	13	2,105	0.6%	0.9%	0.8%	0.8%
% of FP17s Relating to Continuations	40	2,105	1.9%	1.4%	1.3%	1.3%
% of Patients satisfied with the dentistry they have received	2	2	N/A	93.2%	93.1%	93.2%
% of Patients satisfied with the time they had to wait for an appointment	2	2	N/A	89.3%	89.1%	89.0%

* This is based on patients treated on this contract for their most recent course of treatment. Figures in italics indicate the base number of FP17s or Patient Questionnaire responses are less than 100. N/A is shown where the base number of responses is less than 10 during the period. % is calculated as Quantity/Base number*100

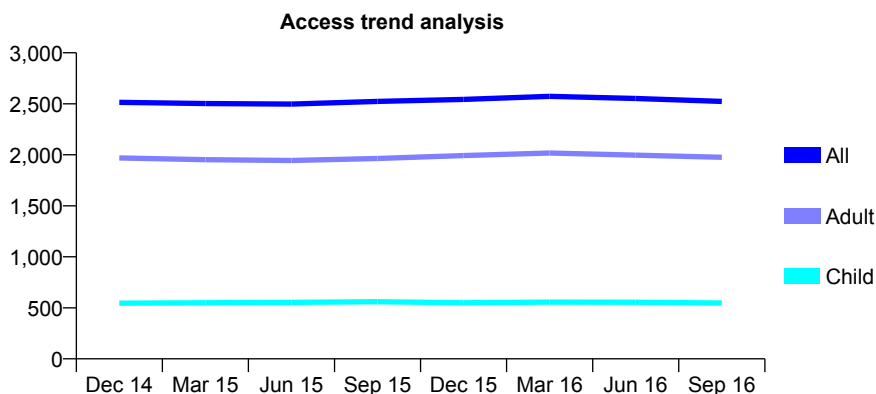
Q60 - Vital Signs At a Glance Contract Report for 216070/0001 - September 2016

Name or company name	MR B PATEL
Contract type name	GDS Contract
Purpose of contract	General
Contract start date	21/12/2011
Contract end date	

16/17 Contracted general activity (UDA)	6,487
Carry forward general activity (UDA)	-130
16/17 Contracted orthodontic activity (UOA)	0
Carry forward orthodontic activity (UOA)	0
Baseline contract value	£145,994.74

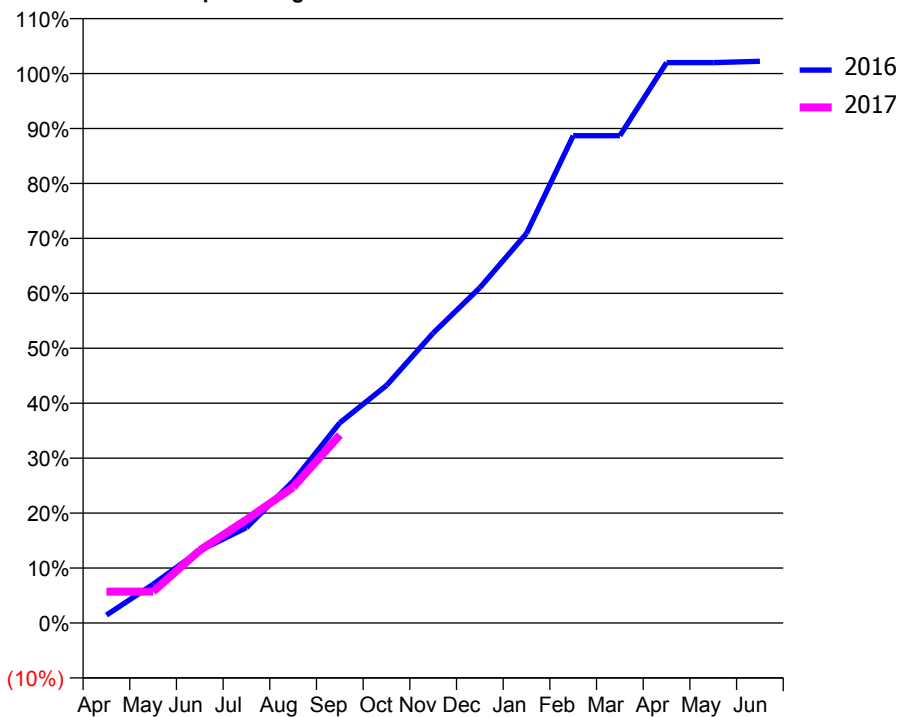
ACCESS*

Patients seen in 24 months	Total	Change since previous quarter
Quarter ending September 2015	2,524	
Quarter ending December 2015	2,543	→
Quarter ending March 2016	2,573	→
Quarter ending June 2016	2,552	→
Quarter ending September 2016	2,523	↓
Variance since September 2015	(0.0%)	→



ACTIVITY

Cumulative percentage of contracted UDA delivered 2016 & 2017



Month	Adjusted Scheduled Activity (UDA)	
	2016	2017
April	94	371
May	457	371
June	855	858
July	1,126	1,220
August	1,674	1,603
September	2,364	2,219
October	2,804	
November	3,423	
December	3,958	
January	4,600	
February	5,752	
March	5,752	
April	6,615	
May	6,615	
June	6,631	

QUALITY

	Quantity	Base Number	Contract	AT	Region	England
% of FP17s for the same patient ID Re-attending within 3 months - Children	13	392	3.3%	10.4%	12.0%	12.4%
% of FP17s for the same patient ID Re-attending within 3 months - Adults	122	1,418	8.6%	14.2%	15.9%	16.7%
% of FP17s for the same patient ID Re-attending between 3 & 9 months - Children	275	392	70.2%	59.3%	58.6%	57.4%
% of FP17s for the same patient ID Re-attending between 3 & 9 months - Adults	1,013	1,418	71.4%	54.4%	51.6%	50.5%
% of FP17s for Band 1 Urgent Courses	69	1,326	5.2%	6.9%	8.0%	9.1%
% of FP17s Relating to Free Repair or Replacements	5	1,326	0.4%	0.9%	0.8%	0.8%
% of FP17s Relating to Continuations	3	1,326	0.2%	1.4%	1.3%	1.3%
% of Patients satisfied with the dentistry they have received	1	1	N/A	93.2%	93.1%	93.2%
% of Patients satisfied with the time they had to wait for an appointment	1	1	N/A	89.3%	89.1%	89.0%

* This is based on patients treated on this contract for their most recent course of treatment. Figures in italics indicate the base number of FP17s or Patient Questionnaire responses are less than 100. N/A is shown where the base number of responses is less than 10 during the period. % is calculated as Quantity/Base number*100

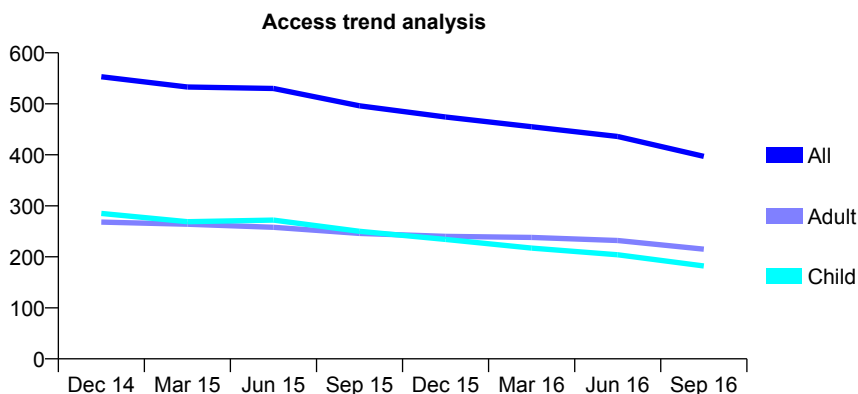
Q60 - Vital Signs At a Glance Contract Report for 222682/0001 - September 2016

Name or company name	MISS CL VINEY
Contract type name	GDS Contract
Purpose of contract	General
Contract start date	01/04/2006
Contract end date	31/07/2016

16/17 Contracted general activity (UDA)	538
Carry forward general activity (UDA)	0
16/17 Contracted orthodontic activity (UOA)	0
Carry forward orthodontic activity (UOA)	0
Baseline contract value	£11,523.21

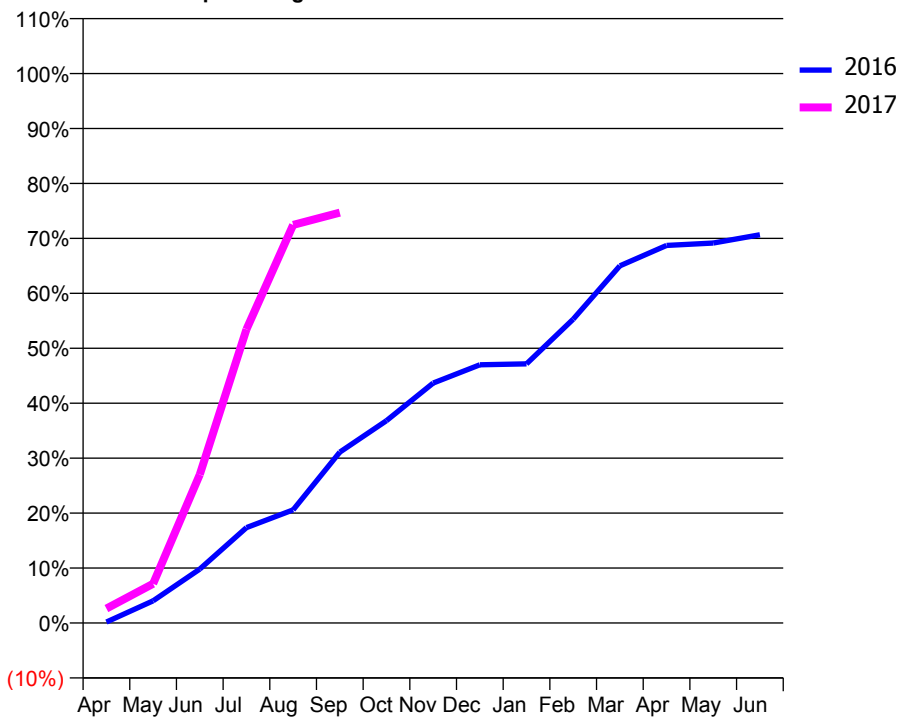
ACCESS*

Patients seen in 24 months	Total	Change since previous quarter
Quarter ending September 2015	496	
Quarter ending December 2015	474	↓
Quarter ending March 2016	455	↓
Quarter ending June 2016	436	↓
Quarter ending September 2016	397	↓
Variance since September 2015	(20.0%)	↓



ACTIVITY

Cumulative percentage of contracted UDA delivered 2016 & 2017



Adjusted Scheduled Activity (UDA)

Month	2016	2017
April	3	14
May	65	38
June	159	145
July	280	288
August	332	390
September	502	402
October	594	
November	705	
December	758	
January	761	
February	892	
March	1,049	
April	1,109	
May	1,116	
June	1,140	

QUALITY

	Quantity	Base Number	Contract	AT	Region	England
% of FP17s for the same patient ID Re-attending within 3 months - Children	5	120	4.2%	10.4%	12.0%	12.4%
% of FP17s for the same patient ID Re-attending within 3 months - Adults	21	131	16.0%	14.2%	15.9%	16.7%
% of FP17s for the same patient ID Re-attending between 3 & 9 months - Children	64	120	53.3%	59.3%	58.6%	57.4%
% of FP17s for the same patient ID Re-attending between 3 & 9 months - Adults	62	131	47.3%	54.4%	51.6%	50.5%
% of FP17s for Band 1 Urgent Courses	4	205	2.0%	6.9%	8.0%	9.1%
% of FP17s Relating to Free Repair or Replacements	1	205	0.5%	0.9%	0.8%	0.8%
% of FP17s Relating to Continuations	2	205	1.0%	1.4%	1.3%	1.3%
% of Patients satisfied with the dentistry they have received	1	1	N/A	93.2%	93.1%	93.2%
% of Patients satisfied with the time they had to wait for an appointment	0	1	N/A	89.3%	89.1%	89.0%

* This is based on patients treated on this contract for their most recent course of treatment. Figures in italics indicate the base number of FP17s or Patient Questionnaire responses are less than 100. N/A is shown where the base number of responses is less than 10 during the period. % is calculated as Quantity/Base number*100

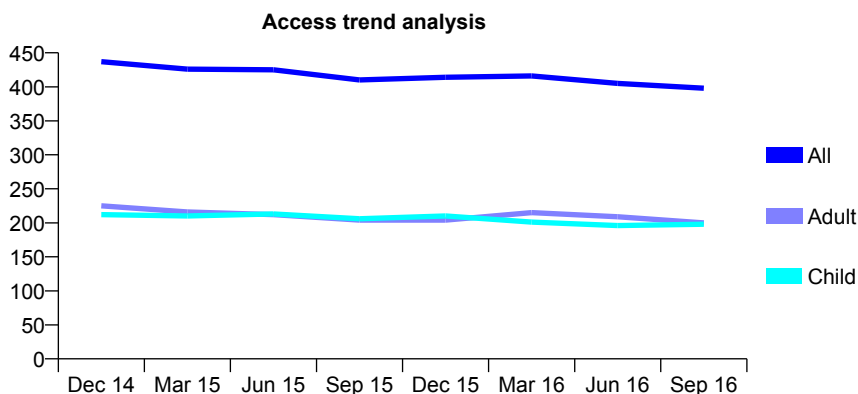
Q60 - Vital Signs At a Glance Contract Report for 224081/0001 - September 2016

Name or company name	MR GA EVANS
Contract type name	GDS Contract
Purpose of contract	General
Contract start date	01/04/2006
Contract end date	

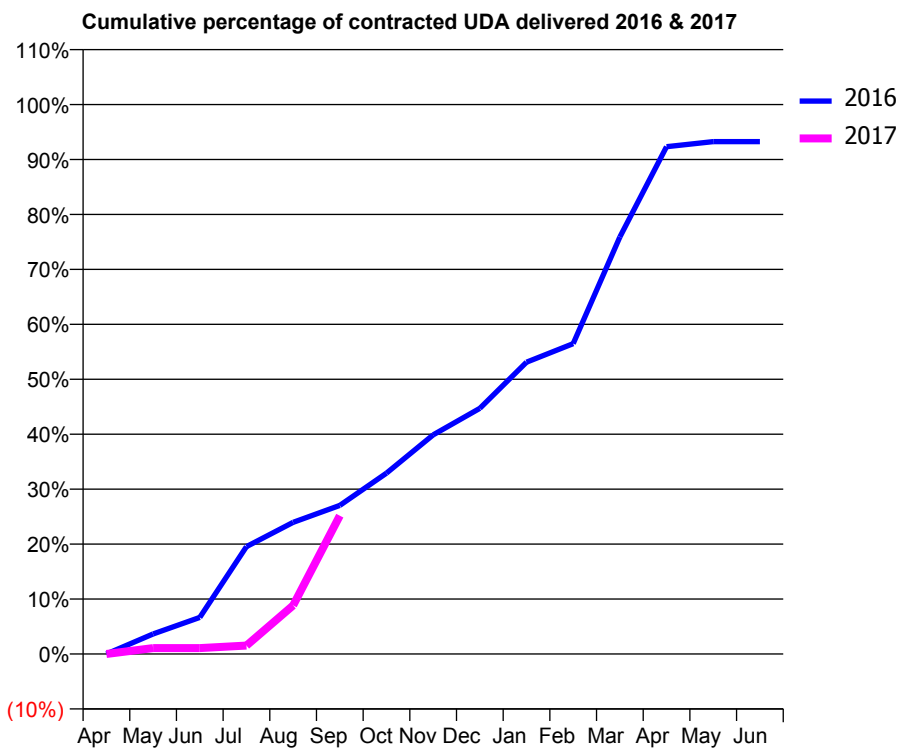
16/17 Contracted general activity (UDA)	1,300
Carry forward general activity (UDA)	0
16/17 Contracted orthodontic activity (UOA)	0
Carry forward orthodontic activity (UOA)	0
Baseline contract value	£29,022.75

ACCESS*

Patients seen in 24 months	Total	Change since previous quarter
Quarter ending September 2015	410	
Quarter ending December 2015	414	→
Quarter ending March 2016	416	→
Quarter ending June 2016	405	↓
Quarter ending September 2016	398	↓
Variance since September 2015	(2.9%)	↓



ACTIVITY



Month	Adjusted Scheduled Activity (UDA)	
	2016	2017
April	0	0
May	48	14
June	87	14
July	254	20
August	312	115
September	352	327
October	428	
November	518	
December	581	
January	690	
February	734	
March	987	
April	1,200	
May	1,212	
June	1,212	

QUALITY

	Quantity	Base Number	Contract	AT	Region	England
% of FP17s for the same patient ID Re-attending within 3 months - Children	10	153	6.5%	10.4%	12.0%	12.4%
% of FP17s for the same patient ID Re-attending within 3 months - Adults	12	110	10.9%	14.2%	15.9%	16.7%
% of FP17s for the same patient ID Re-attending between 3 & 9 months - Children	112	153	73.2%	59.3%	58.6%	57.4%
% of FP17s for the same patient ID Re-attending between 3 & 9 months - Adults	67	110	60.9%	54.4%	51.6%	50.5%
% of FP17s for Band 1 Urgent Courses	1	188	0.5%	6.9%	8.0%	9.1%
% of FP17s Relating to Free Repair or Replacements	2	188	1.1%	0.9%	0.8%	0.8%
% of FP17s Relating to Continuations	0	188	0.0%	1.4%	1.3%	1.3%
% of Patients satisfied with the dentistry they have received	0	0	N/A	93.2%	93.1%	93.2%
% of Patients satisfied with the time they had to wait for an appointment	0	0	N/A	89.3%	89.1%	89.0%

* This is based on patients treated on this contract for their most recent course of treatment. Figures in italics indicate the base number of FP17s or Patient Questionnaire responses are less than 100. N/A is shown where the base number of responses is less than 10 during the period. % is calculated as Quantity/Base number*100

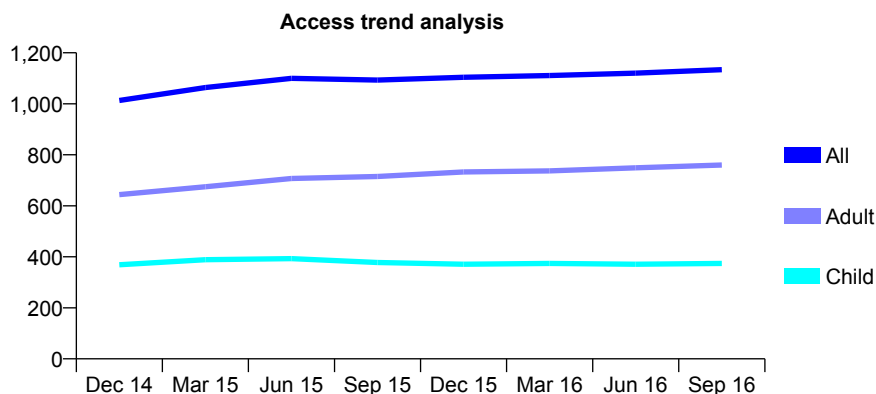
Q60 - Vital Signs At a Glance Contract Report for 230081/0001 - September 2016

Name or company name	MR P CASWELL
Contract type name	GDS Contract
Purpose of contract	General and Orthodontic
Contract start date	01/04/2006
Contract end date	

16/17 Contracted general activity (UDA)	2,900
Carry forward general activity (UDA)	0
16/17 Contracted orthodontic activity (UOA)	0
Carry forward orthodontic activity (UOA)	0
Baseline contract value	£140,885.49

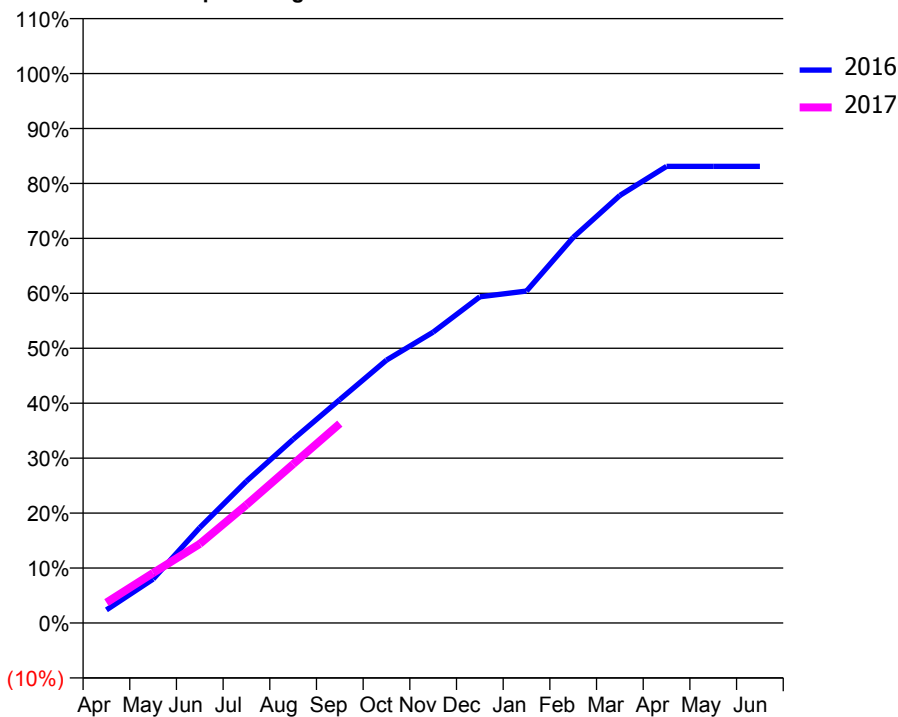
ACCESS*

Patients seen in 24 months	Total	Change since previous quarter
Quarter ending September 2015	1,093	
Quarter ending December 2015	1,104	→
Quarter ending March 2016	1,111	→
Quarter ending June 2016	1,120	→
Quarter ending September 2016	1,134	→
Variance since September 2015	3.8%	↑



ACTIVITY

Cumulative percentage of contracted UDA delivered 2016 & 2017



Adjusted Scheduled Activity (UDA)

Month	2016	2017
April	69	108
May	232	264
June	503	418
July	749	624
August	970	838
September	1,179	1,053
October	1,387	
November	1,535	
December	1,722	
January	1,752	
February	2,035	
March	2,256	
April	2,410	
May	2,410	
June	2,410	

QUALITY

	Quantity	Base Number	Contract	AT	Region	England
% of FP17s for the same patient ID Re-attending within 3 months - Children	6	286	2.1%	10.4%	12.0%	12.4%
% of FP17s for the same patient ID Re-attending within 3 months - Adults	23	445	5.2%	14.2%	15.9%	16.7%
% of FP17s for the same patient ID Re-attending between 3 & 9 months - Children	84	286	29.4%	59.3%	58.6%	57.4%
% of FP17s for the same patient ID Re-attending between 3 & 9 months - Adults	165	445	37.1%	54.4%	51.6%	50.5%
% of FP17s for Band 1 Urgent Courses	3	618	0.5%	6.9%	8.0%	9.1%
% of FP17s Relating to Free Repair or Replacements	0	618	0.0%	0.9%	0.8%	0.8%
% of FP17s Relating to Continuations	5	618	0.8%	1.4%	1.3%	1.3%
% of Patients satisfied with the dentistry they have received	1	1	N/A	93.2%	93.1%	93.2%
% of Patients satisfied with the time they had to wait for an appointment	1	1	N/A	89.3%	89.1%	89.0%

* This is based on patients treated on this contract for their most recent course of treatment. Figures in italics indicate the base number of FP17s or Patient Questionnaire responses are less than 100. N/A is shown where the base number of responses is less than 10 during the period. % is calculated as Quantity/Base number*100

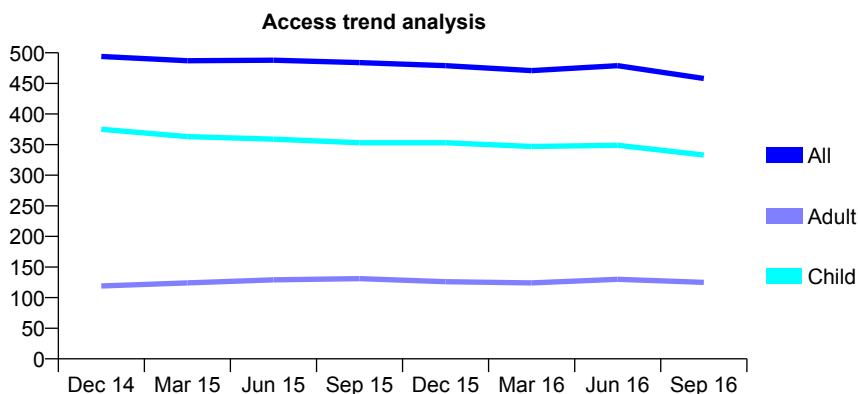
Q60 - Vital Signs At a Glance Contract Report for 232513/0001 - September 2016

Name or company name	MR AF SINGLETON
Contract type name	GDS Contract
Purpose of contract	General
Contract start date	01/04/2006
Contract end date	

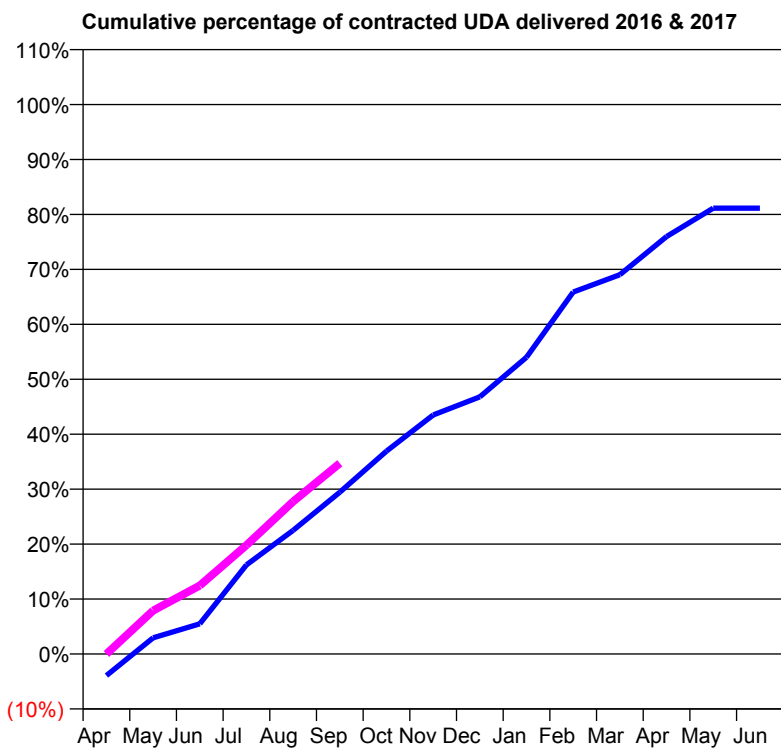
16/17 Contracted general activity (UDA)	860
Carry forward general activity (UDA)	0
16/17 Contracted orthodontic activity (UOA)	0
Carry forward orthodontic activity (UOA)	0
Baseline contract value	£20,125.76

ACCESS*

Patients seen in 24 months	Total	Change since previous quarter
Quarter ending September 2015	484	
Quarter ending December 2015	479	↓
Quarter ending March 2016	471	↓
Quarter ending June 2016	479	→
Quarter ending September 2016	458	↓
Variance since September 2015	(5.4%)	↓



ACTIVITY



Month	Adjusted Scheduled Activity (UDA)	
	2016	2017
April	-34	0
May	25	68
June	47	107
July	140	170
August	194	239
September	253	299
October	318	
November	374	
December	402	
January	464	
February	567	
March	594	
April	653	
May	698	
June	698	

QUALITY

	Quantity	Base Number	Contract	AT	Region	England
% of FP17s for the same patient ID Re-attending within 3 months - Children	7	191	3.7%	10.4%	12.0%	12.4%
% of FP17s for the same patient ID Re-attending within 3 months - Adults	0	44	0.0%	14.2%	15.9%	16.7%
% of FP17s for the same patient ID Re-attending between 3 & 9 months - Children	88	191	46.1%	59.3%	58.6%	57.4%
% of FP17s for the same patient ID Re-attending between 3 & 9 months - Adults	14	44	31.8%	54.4%	51.6%	50.5%
% of FP17s for Band 1 Urgent Courses	3	174	1.7%	6.9%	8.0%	9.1%
% of FP17s Relating to Free Repair or Replacements	0	174	0.0%	0.9%	0.8%	0.8%
% of FP17s Relating to Continuations	0	174	0.0%	1.4%	1.3%	1.3%
% of Patients satisfied with the dentistry they have received	0	0	N/A	93.2%	93.1%	93.2%
% of Patients satisfied with the time they had to wait for an appointment	0	0	N/A	89.3%	89.1%	89.0%

* This is based on patients treated on this contract for their most recent course of treatment. Figures in italics indicate the base number of FP17s or Patient Questionnaire responses are less than 100. N/A is shown where the base number of responses is less than 10 during the period. % is calculated as Quantity/Base number*100

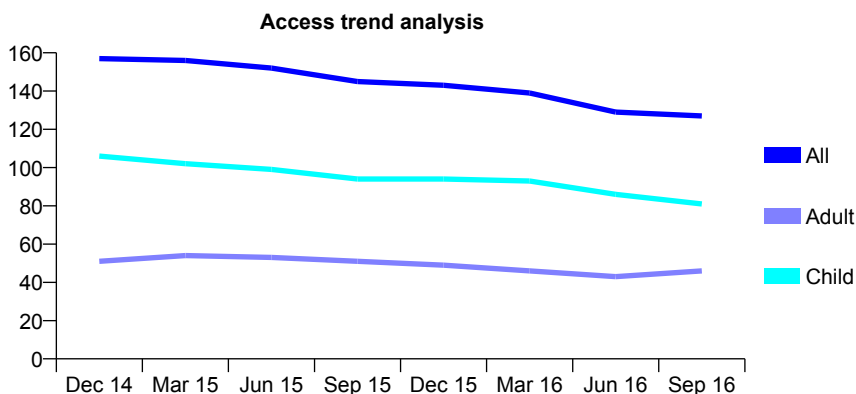
Q60 - Vital Signs At a Glance Contract Report for 237841/0001 - September 2016

Name or company name	MR NJ HAMMOND
Contract type name	GDS Contract
Purpose of contract	General
Contract start date	01/04/2006
Contract end date	

16/17 Contracted general activity (UDA)	350
Carry forward general activity (UDA)	0
16/17 Contracted orthodontic activity (UOA)	0
Carry forward orthodontic activity (UOA)	0
Baseline contract value	£7,714.91

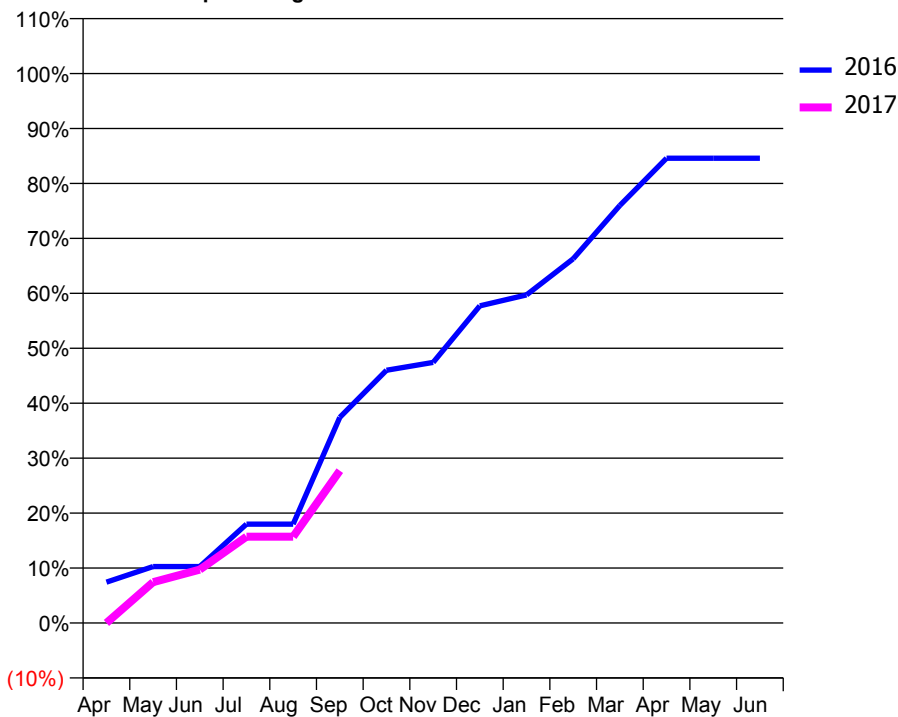
ACCESS*

Patients seen in 24 months	Total	Change since previous quarter
Quarter ending September 2015	145	
Quarter ending December 2015	143	↓
Quarter ending March 2016	139	↓
Quarter ending June 2016	129	↓
Quarter ending September 2016	127	↓
Variance since September 2015	(12.4%)	↓



ACTIVITY

Cumulative percentage of contracted UDA delivered 2016 & 2017



Adjusted Scheduled Activity (UDA)

Month	2016	2017
April	26	0
May	36	26
June	36	34
July	63	55
August	63	55
September	131	97
October	161	
November	166	
December	202	
January	209	
February	232	
March	266	
April	296	
May	296	
June	296	

QUALITY

	Quantity	Base Number	Contract	AT	Region	England
% of FP17s for the same patient ID Re-attending within 3 months - Children	2	76	2.6%	10.4%	12.0%	12.4%
% of FP17s for the same patient ID Re-attending within 3 months - Adults	6	26	23.1%	14.2%	15.9%	16.7%
% of FP17s for the same patient ID Re-attending between 3 & 9 months - Children	59	76	77.6%	59.3%	58.6%	57.4%
% of FP17s for the same patient ID Re-attending between 3 & 9 months - Adults	13	26	50.0%	54.4%	51.6%	50.5%
% of FP17s for Band 1 Urgent Courses	0	77	0.0%	6.9%	8.0%	9.1%
% of FP17s Relating to Free Repair or Replacements	0	77	0.0%	0.9%	0.8%	0.8%
% of FP17s Relating to Continuations	0	77	0.0%	1.4%	1.3%	1.3%
% of Patients satisfied with the dentistry they have received	0	0	N/A	93.2%	93.1%	93.2%
% of Patients satisfied with the time they had to wait for an appointment	0	0	N/A	89.3%	89.1%	89.0%

* This is based on patients treated on this contract for their most recent course of treatment. Figures in italics indicate the base number of FP17s or Patient Questionnaire responses are less than 100. N/A is shown where the base number of responses is less than 10 during the period. % is calculated as Quantity/Base number*100

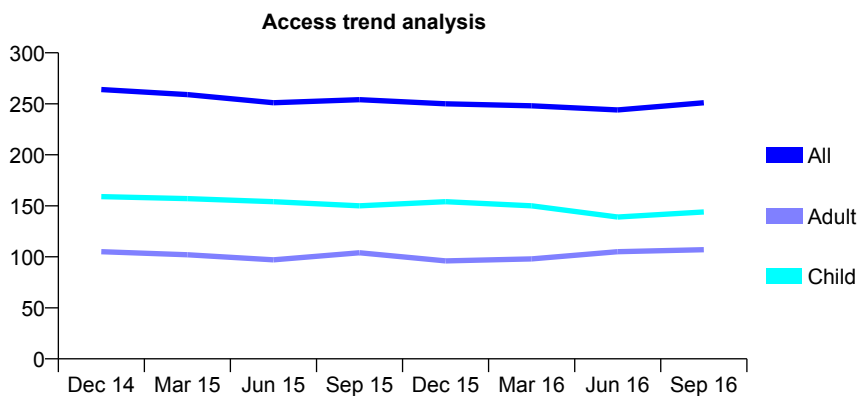
Q60 - Vital Signs At a Glance Contract Report for 238120/0001 - September 2016

Name or company name	DR AS SADHRA
Contract type name	GDS Contract
Purpose of contract	General and Orthodontic
Contract start date	01/04/2006
Contract end date	

16/17 Contracted general activity (UDA)	783
Carry forward general activity (UDA)	0
16/17 Contracted orthodontic activity (UOA)	377
Carry forward orthodontic activity (UOA)	0
Baseline contract value	£36,700.16

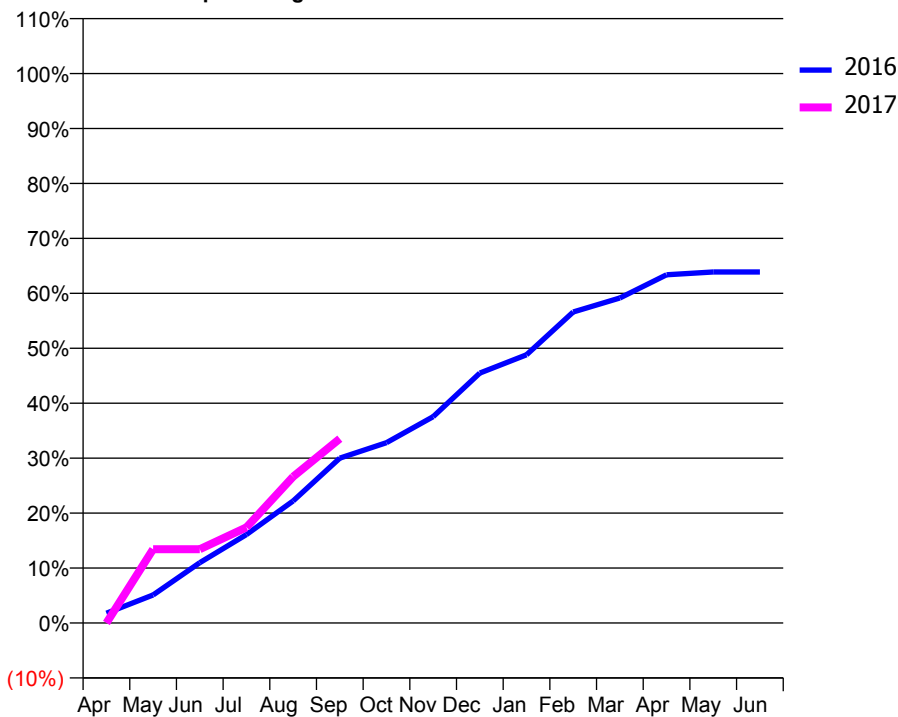
ACCESS*

Patients seen in 24 months	Total	Change since previous quarter
Quarter ending September 2015	254	
Quarter ending December 2015	250	↓
Quarter ending March 2016	248	→
Quarter ending June 2016	244	↓
Quarter ending September 2016	251	↑
Variance since September 2015	(1.2%)	↓



ACTIVITY

Cumulative percentage of contracted UDA delivered 2016 & 2017



Month	Adjusted Scheduled Activity (UDA)	
	2016	2017
April	14	0
May	40	105
June	86	105
July	126	136
August	174	209
September	235	263
October	257	
November	294	
December	356	
January	382	
February	443	
March	463	
April	496	
May	500	
June	500	

QUALITY

	Quantity	Base Number	Contract	AT	Region	England
% of FP17s for the same patient ID Re-attending within 3 months - Children	7	130	5.4%	10.4%	12.0%	12.4%
% of FP17s for the same patient ID Re-attending within 3 months - Adults	10	62	16.1%	14.2%	15.9%	16.7%
% of FP17s for the same patient ID Re-attending between 3 & 9 months - Children	64	130	49.2%	59.3%	58.6%	57.4%
% of FP17s for the same patient ID Re-attending between 3 & 9 months - Adults	24	62	38.7%	54.4%	51.6%	50.5%
% of FP17s for Band 1 Urgent Courses	3	137	2.2%	6.9%	8.0%	9.1%
% of FP17s Relating to Free Repair or Replacements	0	137	0.0%	0.9%	0.8%	0.8%
% of FP17s Relating to Continuations	0	137	0.0%	1.4%	1.3%	1.3%
% of Patients satisfied with the dentistry they have received	0	0	N/A	93.2%	93.1%	93.2%
% of Patients satisfied with the time they had to wait for an appointment	0	0	N/A	89.3%	89.1%	89.0%

* This is based on patients treated on this contract for their most recent course of treatment. Figures in italics indicate the base number of FP17s or Patient Questionnaire responses are less than 100. N/A is shown where the base number of responses is less than 10 during the period. % is calculated as Quantity/Base number*100

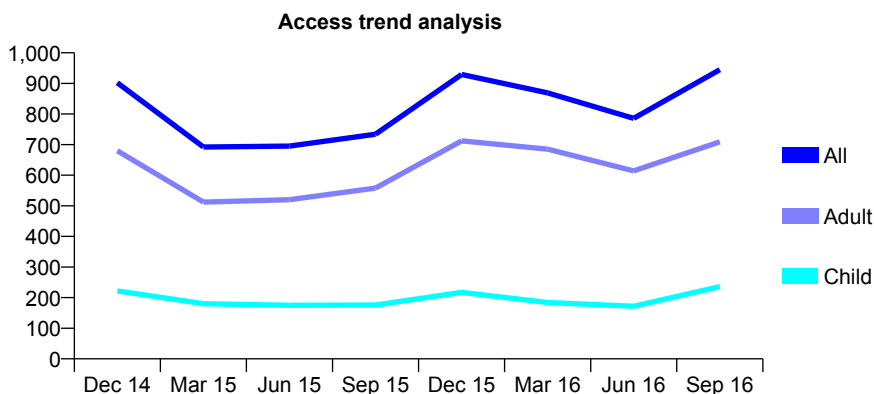
Q60 - Vital Signs At a Glance Contract Report for 245429/0001 - September 2016

Name or company name	MISS SC DUNCAN
Contract type name	GDS Contract
Purpose of contract	General
Contract start date	01/11/2007
Contract end date	

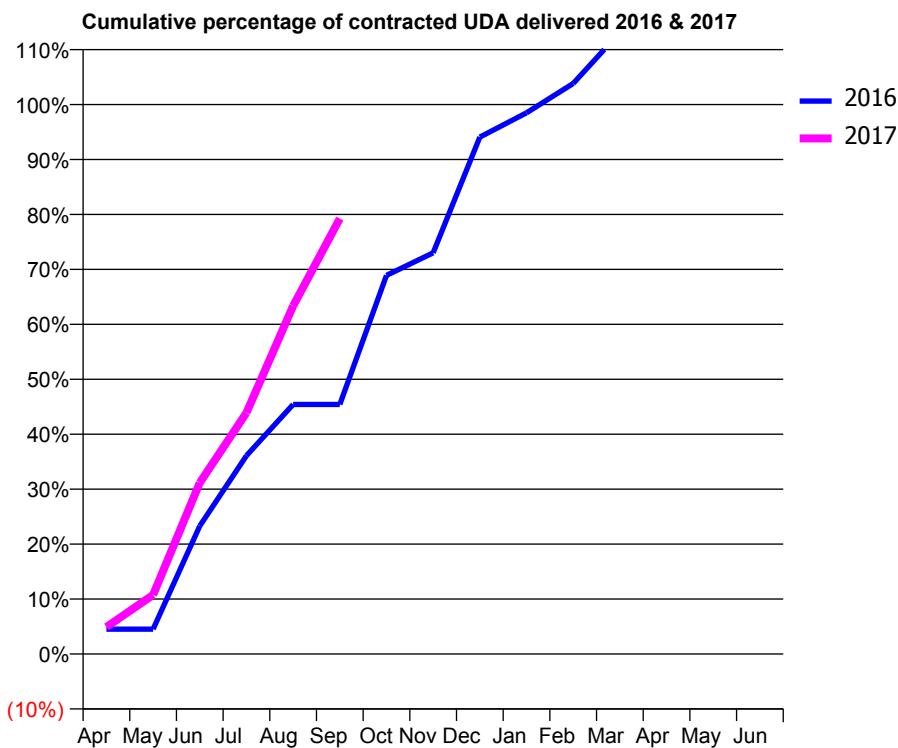
16/17 Contracted general activity (UDA)	1,750
Carry forward general activity (UDA)	0
16/17 Contracted orthodontic activity (UOA)	0
Carry forward orthodontic activity (UOA)	0
Baseline contract value	£45,233.65

ACCESS*

Patients seen in 24 months	Total	Change since previous quarter
Quarter ending September 2015	734	
Quarter ending December 2015	929	↑
Quarter ending March 2016	869	↓
Quarter ending June 2016	786	↓
Quarter ending September 2016	945	↑
Variance since September 2015	28.7%	↑



ACTIVITY



Adjusted Scheduled Activity (UDA)		
Month	2016	2017
April	79	86
May	79	188
June	408	546
July	632	768
August	795	1,109
September	795	1,387
October	1,206	
November	1,278	
December	1,646	
January	1,724	
February	1,817	
March	1,979	
April	1,996	
May	1,998	
June	2,012	

QUALITY

	Quantity	Base Number	Contract	AT	Region	England
% of FP17s for the same patient ID Re-attending within 3 months - Children	6	197	3.0%	10.4%	12.0%	12.4%
% of FP17s for the same patient ID Re-attending within 3 months - Adults	78	656	11.9%	14.2%	15.9%	16.7%
% of FP17s for the same patient ID Re-attending between 3 & 9 months - Children	71	197	36.0%	59.3%	58.6%	57.4%
% of FP17s for the same patient ID Re-attending between 3 & 9 months - Adults	279	656	42.5%	54.4%	51.6%	50.5%
% of FP17s for Band 1 Urgent Courses	69	832	8.3%	6.9%	8.0%	9.1%
% of FP17s Relating to Free Repair or Replacements	7	832	0.8%	0.9%	0.8%	0.8%
% of FP17s Relating to Continuations	3	832	0.4%	1.4%	1.3%	1.3%
% of Patients satisfied with the dentistry they have received	0	0	N/A	93.2%	93.1%	93.2%
% of Patients satisfied with the time they had to wait for an appointment	0	0	N/A	89.3%	89.1%	89.0%

* This is based on patients treated on this contract for their most recent course of treatment. Figures in italics indicate the base number of FP17s or Patient Questionnaire responses are less than 100. N/A is shown where the base number of responses is less than 10 during the period. % is calculated as Quantity/Base number*100

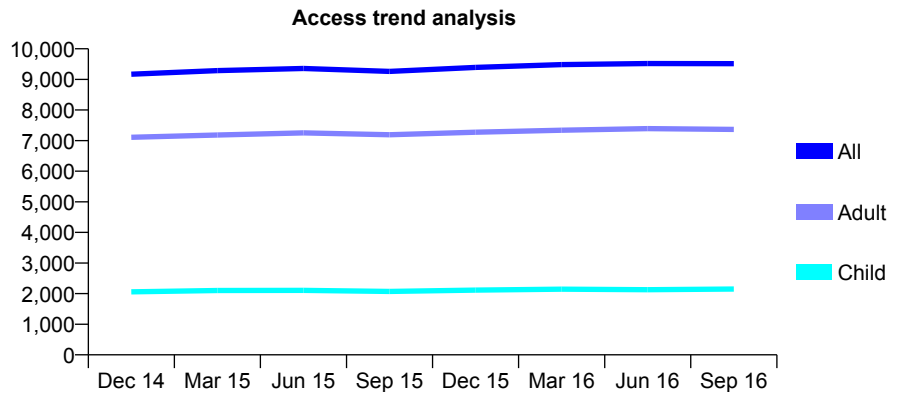
Q60 - Vital Signs At a Glance Contract Report for 249726/0001 - September 2016

Name or company name	MR AA DUGGAL
Contract type name	GDS Contract
Purpose of contract	General
Contract start date	01/04/2006
Contract end date	

16/17 Contracted general activity (UDA)	27,030
Carry forward general activity (UDA)	997
16/17 Contracted orthodontic activity (UOA)	0
Carry forward orthodontic activity (UOA)	0
Baseline contract value	£723,761.15

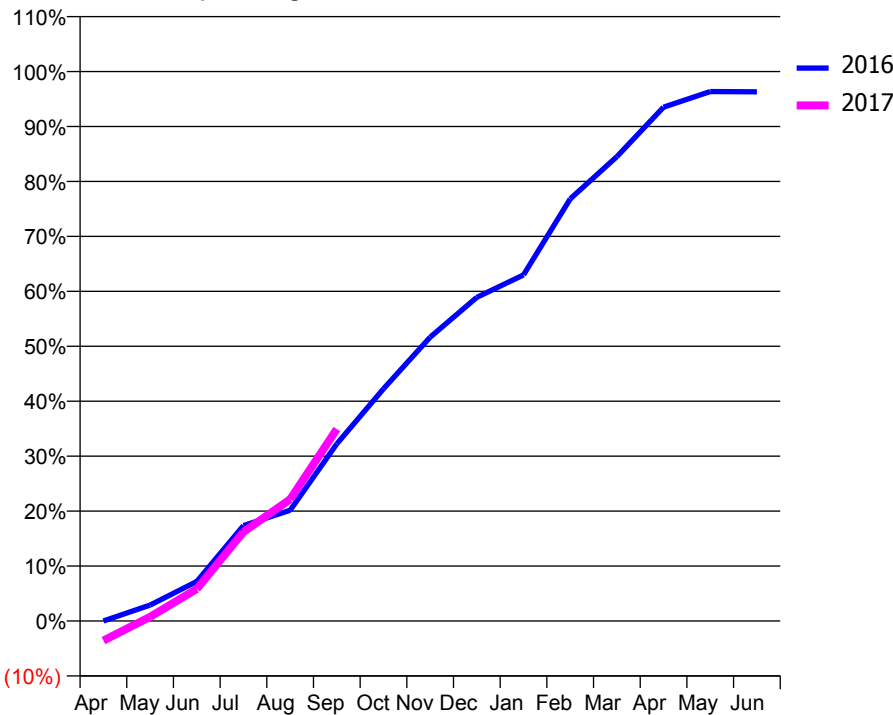
ACCESS*

Patients seen in 24 months	Total	Change since previous quarter
Quarter ending September 2015	9,260	
Quarter ending December 2015	9,391	→
Quarter ending March 2016	9,485	→
Quarter ending June 2016	9,520	→
Quarter ending September 2016	9,516	→
Variance since September 2015	2.8%	↑



ACTIVITY

Cumulative percentage of contracted UDA delivered 2016 & 2017



Month	Adjusted Scheduled Activity (UDA)	
	2016	2017
April	4	-969
May	781	206
June	1,948	1,578
July	4,696	4,385
August	5,445	5,985
September	8,714	9,442
October	11,424	
November	13,961	
December	15,923	
January	17,028	
February	20,760	
March	22,844	
April	25,278	
May	26,046	
June	26,033	

QUALITY

	Quantity	Base Number	Contract	AT	Region	England
% of FP17s for the same patient ID Re-attending within 3 months - Children	65	1,554	4.2%	10.4%	12.0%	12.4%
% of FP17s for the same patient ID Re-attending within 3 months - Adults	420	5,007	8.4%	14.2%	15.9%	16.7%
% of FP17s for the same patient ID Re-attending between 3 & 9 months - Children	961	1,554	61.8%	59.3%	58.6%	57.4%
% of FP17s for the same patient ID Re-attending between 3 & 9 months - Adults	3,179	5,007	63.5%	54.4%	51.6%	50.5%
% of FP17s for Band 1 Urgent Courses	97	5,181	1.9%	6.9%	8.0%	9.1%
% of FP17s Relating to Free Repair or Replacements	66	5,181	1.3%	0.9%	0.8%	0.8%
% of FP17s Relating to Continuations	27	5,181	0.5%	1.4%	1.3%	1.3%
% of Patients satisfied with the dentistry they have received	39	43	90.7%	93.2%	93.1%	93.2%
% of Patients satisfied with the time they had to wait for an appointment	41	43	95.3%	89.3%	89.1%	89.0%

* This is based on patients treated on this contract for their most recent course of treatment. Figures in italics indicate the base number of FP17s or Patient Questionnaire responses are less than 100. N/A is shown where the base number of responses is less than 10 during the period. % is calculated as Quantity/Base number*100

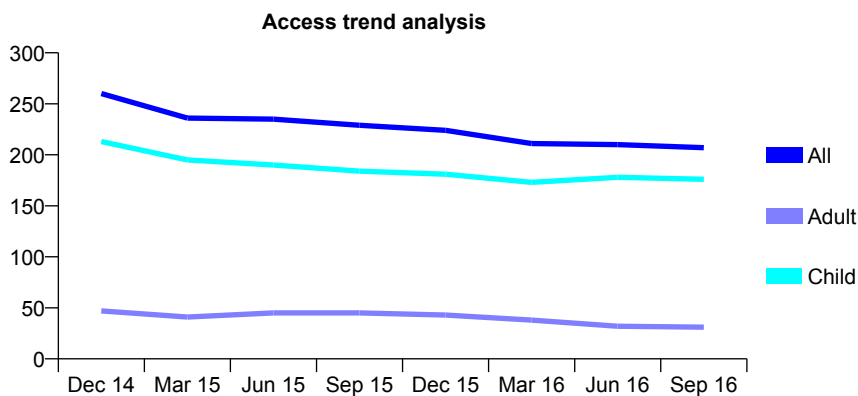
Q60 - Vital Signs At a Glance Contract Report for 251607/0001 - September 2016

Name or company name	MRS JA DAVIES
Contract type name	GDS Contract
Purpose of contract	General
Contract start date	01/04/2006
Contract end date	

16/17 Contracted general activity (UDA)	570
Carry forward general activity (UDA)	0
16/17 Contracted orthodontic activity (UOA)	0
Carry forward orthodontic activity (UOA)	0
Baseline contract value	£10,850.52

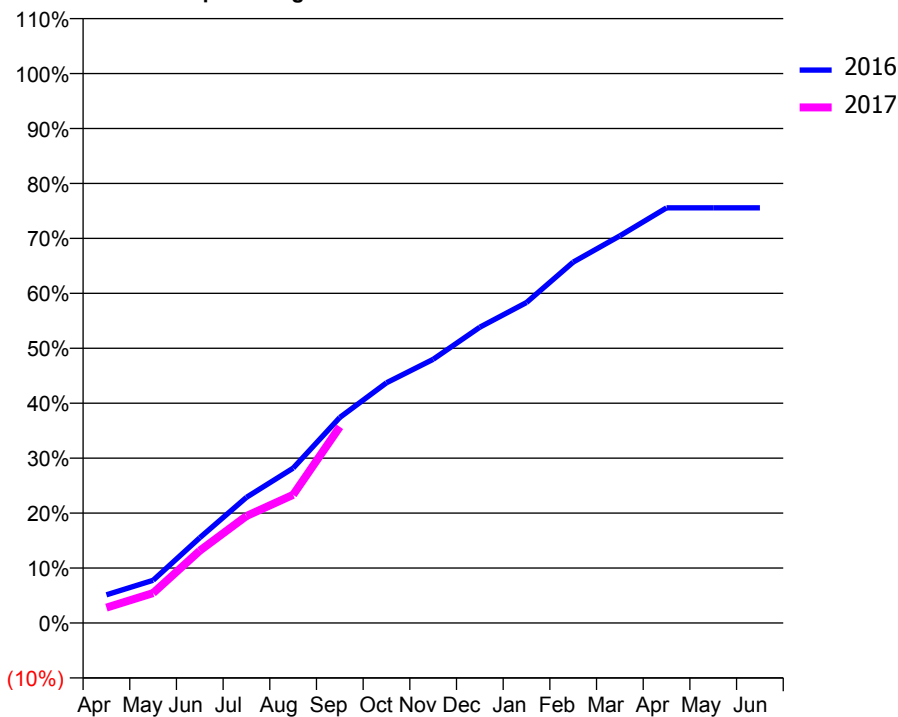
ACCESS*

Patients seen in 24 months	Total	Change since previous quarter
Quarter ending September 2015	229	
Quarter ending December 2015	224	↓
Quarter ending March 2016	211	↓
Quarter ending June 2016	210	→
Quarter ending September 2016	207	↓
Variance since September 2015	(9.6%)	↓



ACTIVITY

Cumulative percentage of contracted UDA delivered 2016 & 2017



Adjusted Scheduled Activity (UDA)

Month	2016	2017
April	29	16
May	44	31
June	88	75
July	130	111
August	161	133
September	213	204
October	249	
November	274	
December	307	
January	332	
February	374	
March	402	
April	431	
May	431	
June	431	

QUALITY

	Quantity	Base Number	Contract	AT	Region	England
% of FP17s for the same patient ID Re-attending within 3 months - Children	8	180	4.4%	10.4%	12.0%	12.4%
% of FP17s for the same patient ID Re-attending within 3 months - Adults	0	0	N/A	14.2%	15.9%	16.7%
% of FP17s for the same patient ID Re-attending between 3 & 9 months - Children	126	180	70.0%	59.3%	58.6%	57.4%
% of FP17s for the same patient ID Re-attending between 3 & 9 months - Adults	0	0	N/A	54.4%	51.6%	50.5%
% of FP17s for Band 1 Urgent Courses	3	154	1.9%	6.9%	8.0%	9.1%
% of FP17s Relating to Free Repair or Replacements	0	154	0.0%	0.9%	0.8%	0.8%
% of FP17s Relating to Continuations	0	154	0.0%	1.4%	1.3%	1.3%
% of Patients satisfied with the dentistry they have received	0	0	N/A	93.2%	93.1%	93.2%
% of Patients satisfied with the time they had to wait for an appointment	0	0	N/A	89.3%	89.1%	89.0%

* This is based on patients treated on this contract for their most recent course of treatment. Figures in italics indicate the base number of FP17s or Patient Questionnaire responses are less than 100. N/A is shown where the base number of responses is less than 10 during the period. % is calculated as Quantity/Base number*100

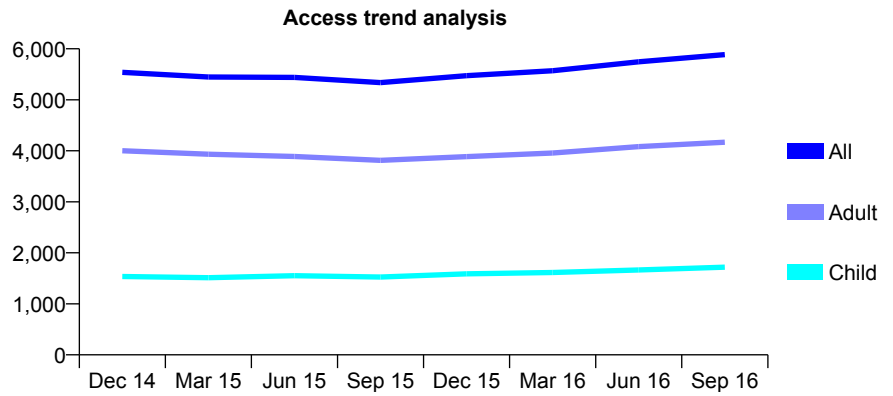
Q60 - Vital Signs At a Glance Contract Report for 257907/0001 - September 2016

Name or company name	MR CC CHUNG
Contract type name	GDS Contract
Purpose of contract	General
Contract start date	01/04/2006
Contract end date	

16/17 Contracted general activity (UDA)	18,443
Carry forward general activity (UDA)	0
16/17 Contracted orthodontic activity (UOA)	0
Carry forward orthodontic activity (UOA)	0
Baseline contract value	£498,570.76

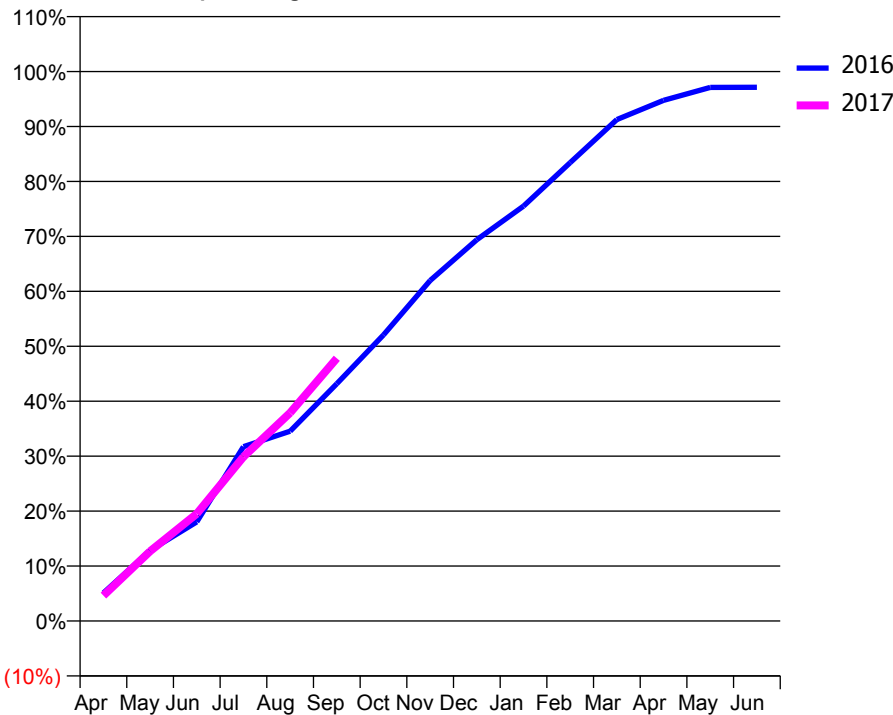
ACCESS*

Patients seen in 24 months	Total	Change since previous quarter
Quarter ending September 2015	5,338	
Quarter ending December 2015	5,473	↑
Quarter ending March 2016	5,571	→
Quarter ending June 2016	5,745	↑
Quarter ending September 2016	5,887	↑
Variance since September 2015	10.3%	↑



ACTIVITY

Cumulative percentage of contracted UDA delivered 2016 & 2017



Month	Adjusted Scheduled Activity (UDA)	
	2016	2017
April	942	852
May	2,371	2,345
June	3,327	3,600
July	5,851	5,513
August	6,371	6,990
September	7,964	8,821
October	9,604	
November	11,429	
December	12,799	
January	13,924	
February	15,385	
March	16,830	
April	17,476	
May	17,908	
June	17,913	

QUALITY

	Quantity	Base Number	Contract	AT	Region	England
% of FP17s for the same patient ID Re-attending within 3 months - Children	94	1,570	6.0%	10.4%	12.0%	12.4%
% of FP17s for the same patient ID Re-attending within 3 months - Adults	452	3,802	11.9%	14.2%	15.9%	16.7%
% of FP17s for the same patient ID Re-attending between 3 & 9 months - Children	1,029	1,570	65.5%	59.3%	58.6%	57.4%
% of FP17s for the same patient ID Re-attending between 3 & 9 months - Adults	2,473	3,802	65.0%	54.4%	51.6%	50.5%
% of FP17s for Band 1 Urgent Courses	201	4,714	4.3%	6.9%	8.0%	9.1%
% of FP17s Relating to Free Repair or Replacements	46	4,714	1.0%	0.9%	0.8%	0.8%
% of FP17s Relating to Continuations	117	4,714	2.5%	1.4%	1.3%	1.3%
% of Patients satisfied with the dentistry they have received	7	7	N/A	93.2%	93.1%	93.2%
% of Patients satisfied with the time they had to wait for an appointment	7	7	N/A	89.3%	89.1%	89.0%

* This is based on patients treated on this contract for their most recent course of treatment. Figures in italics indicate the base number of FP17s or Patient Questionnaire responses are less than 100. N/A is shown where the base number of responses is less than 10 during the period. % is calculated as Quantity/Base number*100

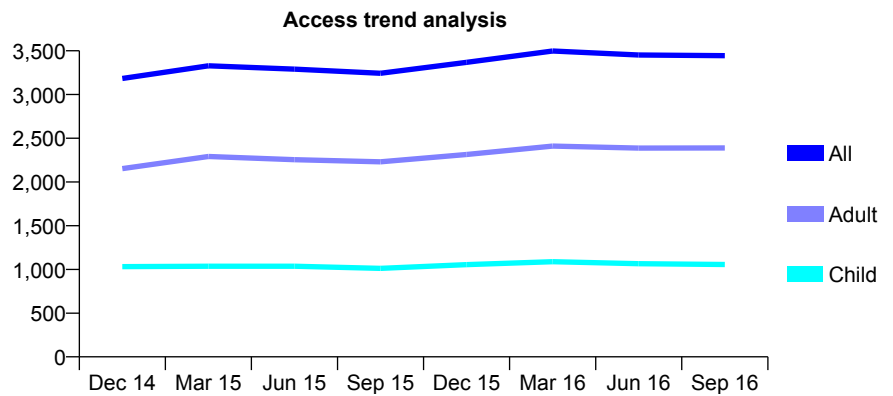
Q60 - Vital Signs At a Glance Contract Report for 270016/0001 - September 2016

Name or company name	MISS S KHAN
Contract type name	GDS Contract
Purpose of contract	General
Contract start date	01/01/2013
Contract end date	

16/17 Contracted general activity (UDA)	11,407
Carry forward general activity (UDA)	105
16/17 Contracted orthodontic activity (UOA)	0
Carry forward orthodontic activity (UOA)	0
Baseline contract value	£305,830.11

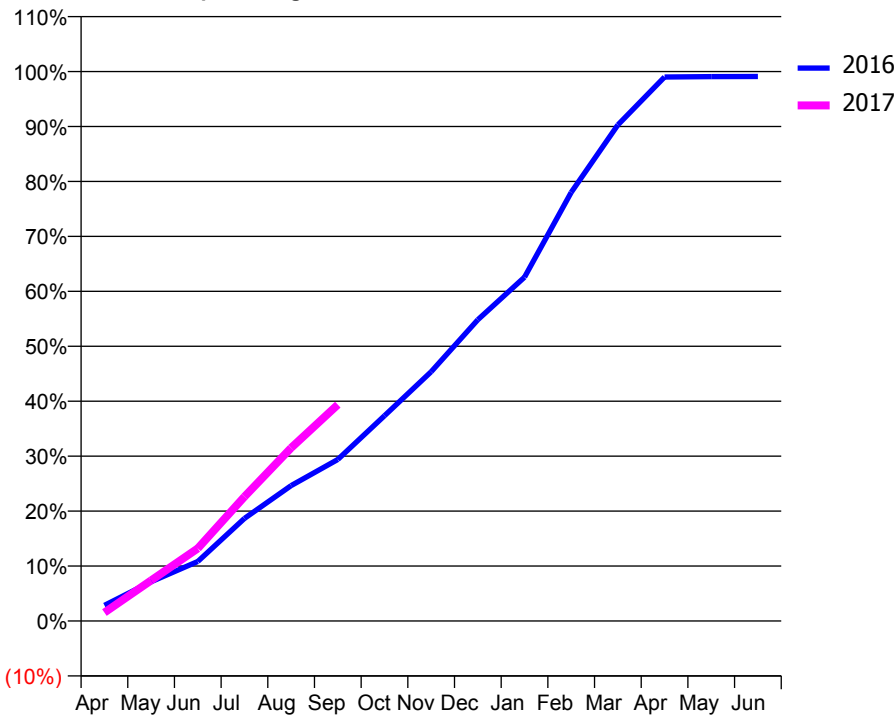
ACCESS*

Patients seen in 24 months	Total	Change since previous quarter
Quarter ending September 2015	3,243	
Quarter ending December 2015	3,368	↑
Quarter ending March 2016	3,498	↑
Quarter ending June 2016	3,452	↓
Quarter ending September 2016	3,445	→
Variance since September 2015	6.2%	↑



ACTIVITY

Cumulative percentage of contracted UDA delivered 2016 & 2017



Month	Adjusted Scheduled Activity (UDA)	
	2016	2017
April	326	175
May	814	844
June	1,235	1,507
July	2,129	2,581
August	2,811	3,596
September	3,354	4,490
October	4,260	
November	5,175	
December	6,254	
January	7,138	
February	8,899	
March	10,299	
April	11,293	
May	11,301	
June	11,302	

QUALITY

	Quantity	Base Number	Contract	AT	Region	England
% of FP17s for the same patient ID Re-attending within 3 months - Children	36	653	5.5%	10.4%	12.0%	12.4%
% of FP17s for the same patient ID Re-attending within 3 months - Adults	249	1,589	15.7%	14.2%	15.9%	16.7%
% of FP17s for the same patient ID Re-attending between 3 & 9 months - Children	393	653	60.2%	59.3%	58.6%	57.4%
% of FP17s for the same patient ID Re-attending between 3 & 9 months - Adults	856	1,589	53.9%	54.4%	51.6%	50.5%
% of FP17s for Band 1 Urgent Courses	156	1,990	7.8%	6.9%	8.0%	9.1%
% of FP17s Relating to Free Repair or Replacements	31	1,990	1.6%	0.9%	0.8%	0.8%
% of FP17s Relating to Continuations	13	1,990	0.7%	1.4%	1.3%	1.3%
% of Patients satisfied with the dentistry they have received	7	7	N/A	93.2%	93.1%	93.2%
% of Patients satisfied with the time they had to wait for an appointment	7	7	N/A	89.3%	89.1%	89.0%

* This is based on patients treated on this contract for their most recent course of treatment. Figures in italics indicate the base number of FP17s or Patient Questionnaire responses are less than 100. N/A is shown where the base number of responses is less than 10 during the period. % is calculated as Quantity/Base number*100

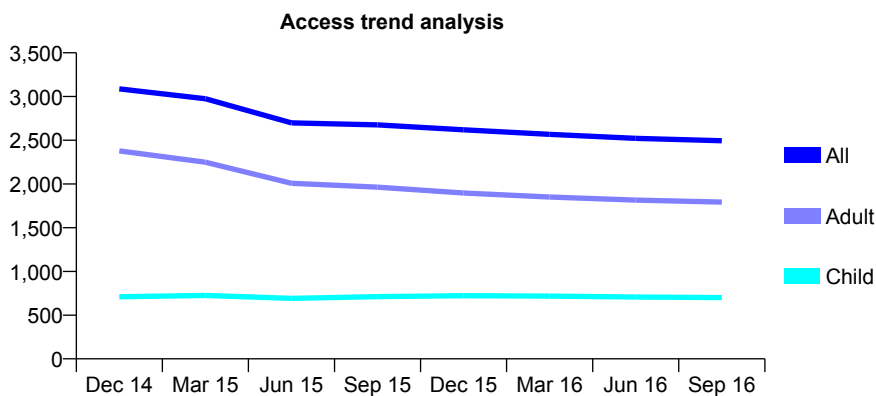
Q60 - Vital Signs At a Glance Contract Report for 274011/0003 - September 2016

Name or company name	MR JW WILLIS
Contract type name	GDS Contract
Purpose of contract	General
Contract start date	01/05/2008
Contract end date	

16/17 Contracted general activity (UDA)	10,500
Carry forward general activity (UDA)	0
16/17 Contracted orthodontic activity (UOA)	0
Carry forward orthodontic activity (UOA)	0
Baseline contract value	£295,833.46

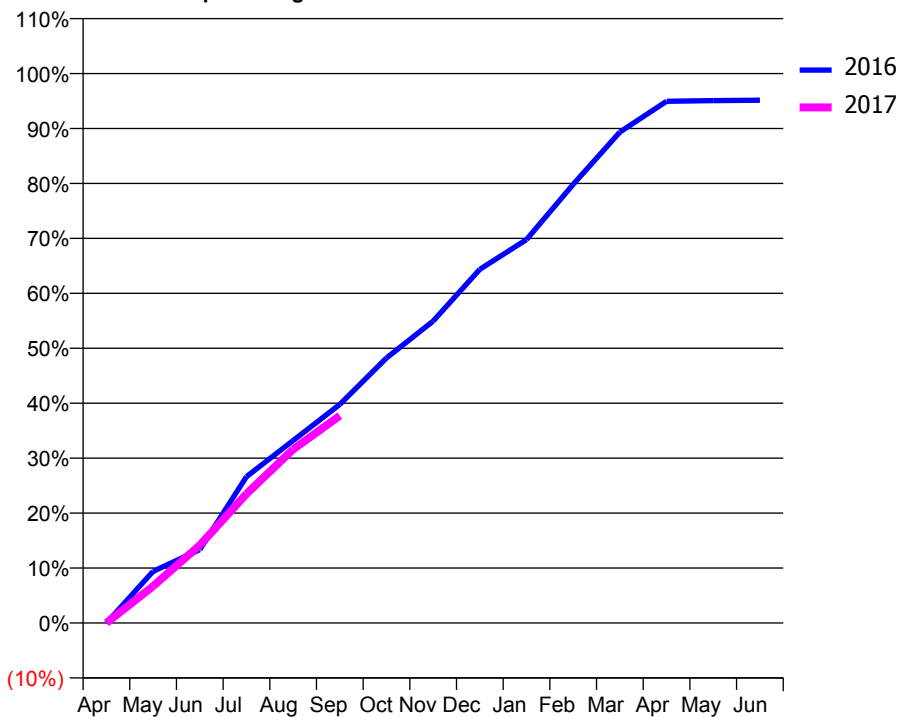
ACCESS*

Patients seen in 24 months	Total	Change since previous quarter
Quarter ending September 2015	2,676	
Quarter ending December 2015	2,619	↓
Quarter ending March 2016	2,568	↓
Quarter ending June 2016	2,522	↓
Quarter ending September 2016	2,494	↓
Variance since September 2015	(6.8%)	↓



ACTIVITY

Cumulative percentage of contracted UDA delivered 2016 & 2017



Month	Adjusted Scheduled Activity (UDA)	
	2016	2017
April	0	0
May	988	705
June	1,403	1,488
July	2,796	2,469
August	3,486	3,320
September	4,177	3,961
October	5,064	
November	5,770	
December	6,760	
January	7,327	
February	8,381	
March	9,381	
April	9,970	
May	9,981	
June	9,989	

QUALITY

	Quantity	Base Number	Contract	AT	Region	England
% of FP17s for the same patient ID Re-attending within 3 months - Children	67	533	12.6%	10.4%	12.0%	12.4%
% of FP17s for the same patient ID Re-attending within 3 months - Adults	205	1,258	16.3%	14.2%	15.9%	16.7%
% of FP17s for the same patient ID Re-attending between 3 & 9 months - Children	288	533	54.0%	59.3%	58.6%	57.4%
% of FP17s for the same patient ID Re-attending between 3 & 9 months - Adults	724	1,258	57.6%	54.4%	51.6%	50.5%
% of FP17s for Band 1 Urgent Courses	104	1,567	6.6%	6.9%	8.0%	9.1%
% of FP17s Relating to Free Repair or Replacements	19	1,567	1.2%	0.9%	0.8%	0.8%
% of FP17s Relating to Continuations	12	1,567	0.8%	1.4%	1.3%	1.3%
% of Patients satisfied with the dentistry they have received	8	9	N/A	93.2%	93.1%	93.2%
% of Patients satisfied with the time they had to wait for an appointment	7	9	N/A	89.3%	89.1%	89.0%

* This is based on patients treated on this contract for their most recent course of treatment. Figures in italics indicate the base number of FP17s or Patient Questionnaire responses are less than 100. N/A is shown where the base number of responses is less than 10 during the period. % is calculated as Quantity/Base number*100

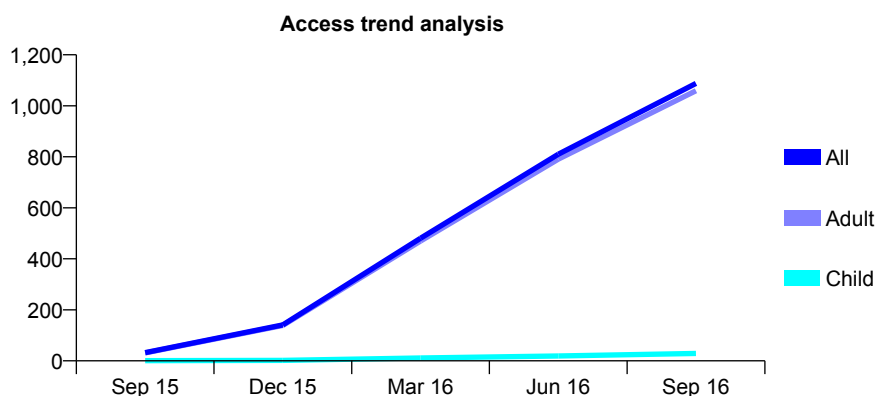
Q60 - Vital Signs At a Glance Contract Report for 274798/0003 - September 2016

Name or company name	MRS R SREENIVASAN
Contract type name	PDS Contract
Purpose of contract	General
Contract start date	01/07/2015
Contract end date	31/03/2020

16/17 Contracted general activity (UDA)	3,600
Carry forward general activity (UDA)	0
16/17 Contracted orthodontic activity (UOA)	0
Carry forward orthodontic activity (UOA)	0
Baseline contract value	£145,114.22

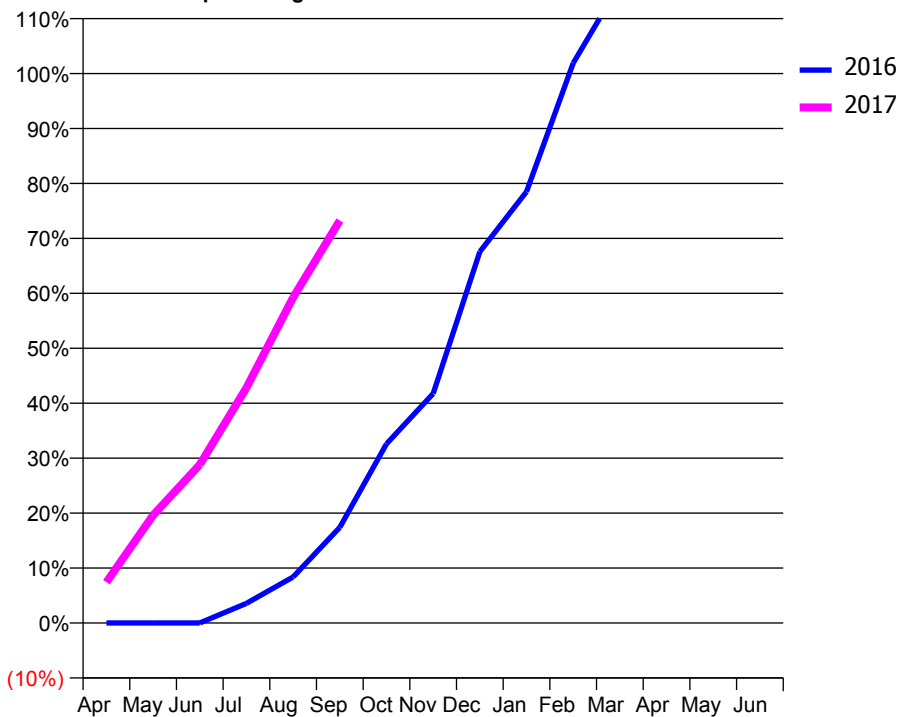
ACCESS*

Patients seen in 24 months	Total	Change since previous quarter
Quarter ending September 2015	32	
Quarter ending December 2015	141	↑
Quarter ending March 2016	481	↑
Quarter ending June 2016	810	↑
Quarter ending September 2016	1,088	↑
Variance since September 2015	3300.0%	↑



ACTIVITY

Cumulative percentage of contracted UDA delivered 2016 & 2017



Month	Adjusted Scheduled Activity (UDA)	
	2016	2017
April	0	268
May	0	706
June	0	1,037
July	87	1,541
August	204	2,133
September	424	2,637
October	794	
November	1,017	
December	1,646	
January	1,912	
February	2,482	
March	2,831	
April	3,097	
May	3,097	
June	3,097	

QUALITY

	Quantity	Base Number	Contract	AT	Region	England
% of FP17s for the same patient ID Re-attending within 3 months - Children	0	35	0.0%	10.4%	12.0%	12.4%
% of FP17s for the same patient ID Re-attending within 3 months - Adults	39	992	3.9%	14.2%	15.9%	16.7%
% of FP17s for the same patient ID Re-attending between 3 & 9 months - Children	0	35	0.0%	59.3%	58.6%	57.4%
% of FP17s for the same patient ID Re-attending between 3 & 9 months - Adults	9	992	0.9%	54.4%	51.6%	50.5%
% of FP17s for Band 1 Urgent Courses	0	931	0.0%	6.9%	8.0%	9.1%
% of FP17s Relating to Free Repair or Replacements	0	931	0.0%	0.9%	0.8%	0.8%
% of FP17s Relating to Continuations	0	931	0.0%	1.4%	1.3%	1.3%
% of Patients satisfied with the dentistry they have received	3	3	N/A	93.2%	93.1%	93.2%
% of Patients satisfied with the time they had to wait for an appointment	1	3	N/A	89.3%	89.1%	89.0%

* This is based on patients treated on this contract for their most recent course of treatment. Figures in italics indicate the base number of FP17s or Patient Questionnaire responses are less than 100. N/A is shown where the base number of responses is less than 10 during the period. % is calculated as Quantity/Base number*100

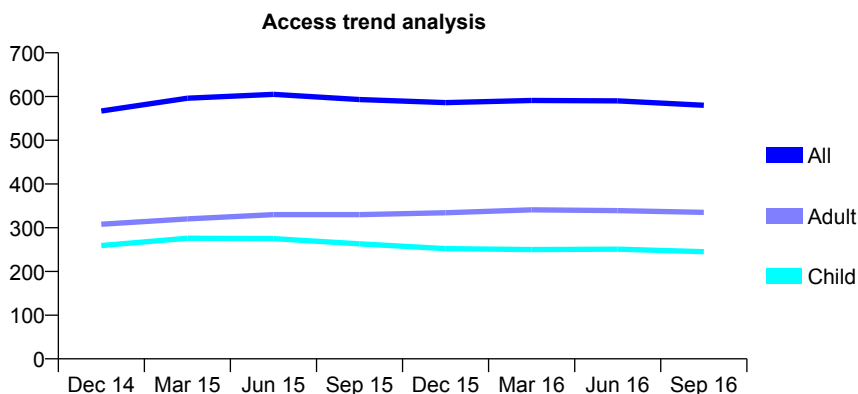
Q60 - Vital Signs At a Glance Contract Report for 287822/0001 - September 2016

Name or company name	MR SA SAMUEL
Contract type name	GDS Contract
Purpose of contract	General
Contract start date	16/08/2013
Contract end date	

16/17 Contracted general activity (UDA)	2,700
Carry forward general activity (UDA)	0
16/17 Contracted orthodontic activity (UOA)	0
Carry forward orthodontic activity (UOA)	0
Baseline contract value	£52,971.22

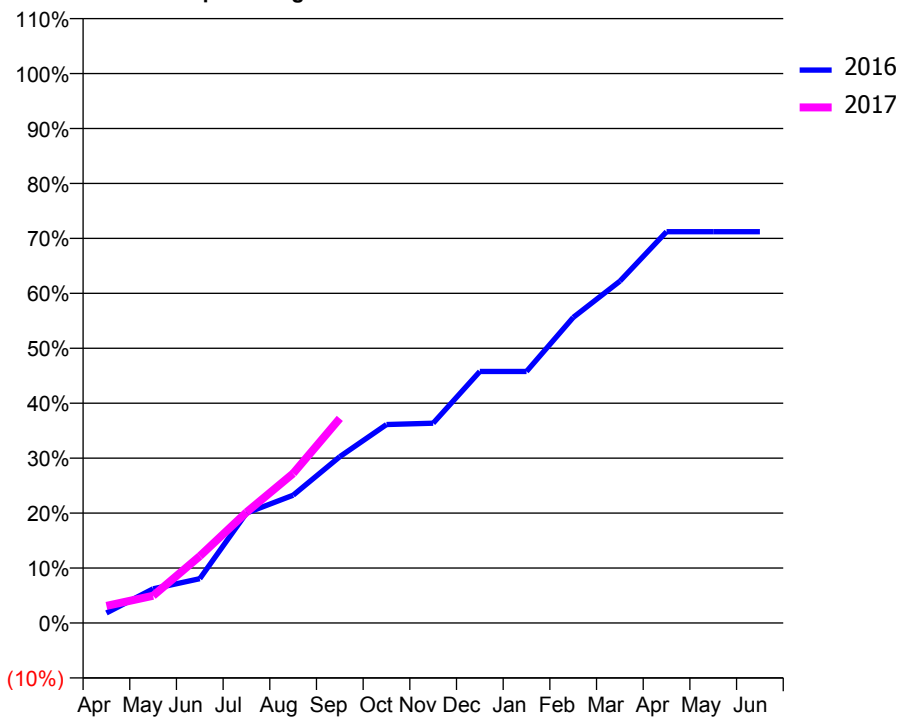
ACCESS*

Patients seen in 24 months	Total	Change since previous quarter
Quarter ending September 2015	593	
Quarter ending December 2015	586	↓
Quarter ending March 2016	591	→
Quarter ending June 2016	590	→
Quarter ending September 2016	580	↓
Variance since September 2015	(2.2%)	↓



ACTIVITY

Cumulative percentage of contracted UDA delivered 2016 & 2017



Adjusted Scheduled Activity (UDA)

Month	2016	2017
April	49	84
May	168	134
June	218	328
July	540	544
August	628	735
September	818	1,005
October	975	
November	982	
December	1,236	
January	1,236	
February	1,501	
March	1,679	
April	1,923	
May	1,923	
June	1,923	

QUALITY

	Quantity	Base Number	Contract	AT	Region	England
% of FP17s for the same patient ID Re-attending within 3 months - Children	14	217	6.5%	10.4%	12.0%	12.4%
% of FP17s for the same patient ID Re-attending within 3 months - Adults	25	257	9.7%	14.2%	15.9%	16.7%
% of FP17s for the same patient ID Re-attending between 3 & 9 months - Children	127	217	58.5%	59.3%	58.6%	57.4%
% of FP17s for the same patient ID Re-attending between 3 & 9 months - Adults	137	257	53.3%	54.4%	51.6%	50.5%
% of FP17s for Band 1 Urgent Courses	6	409	1.5%	6.9%	8.0%	9.1%
% of FP17s Relating to Free Repair or Replacements	0	409	0.0%	0.9%	0.8%	0.8%
% of FP17s Relating to Continuations	8	409	2.0%	1.4%	1.3%	1.3%
% of Patients satisfied with the dentistry they have received	3	3	N/A	93.2%	93.1%	93.2%
% of Patients satisfied with the time they had to wait for an appointment	3	3	N/A	89.3%	89.1%	89.0%

* This is based on patients treated on this contract for their most recent course of treatment. Figures in italics indicate the base number of FP17s or Patient Questionnaire responses are less than 100. N/A is shown where the base number of responses is less than 10 during the period. % is calculated as Quantity/Base number*100

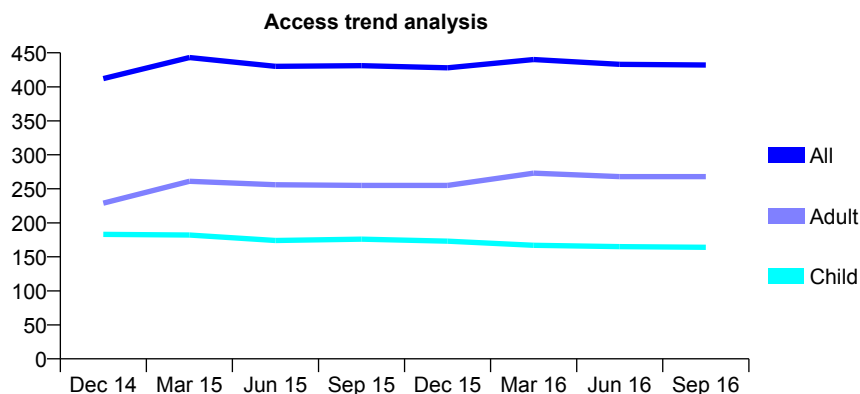
Q60 - Vital Signs At a Glance Contract Report for 303496/0002 - September 2016

Name or company name	MR AR FEE
Contract type name	GDS Contract
Purpose of contract	General and Orthodontic
Contract start date	13/09/2010
Contract end date	

16/17 Contracted general activity (UDA)	1,774
Carry forward general activity (UDA)	0
16/17 Contracted orthodontic activity (UOA)	208
Carry forward orthodontic activity (UOA)	0
Baseline contract value	£59,977.46

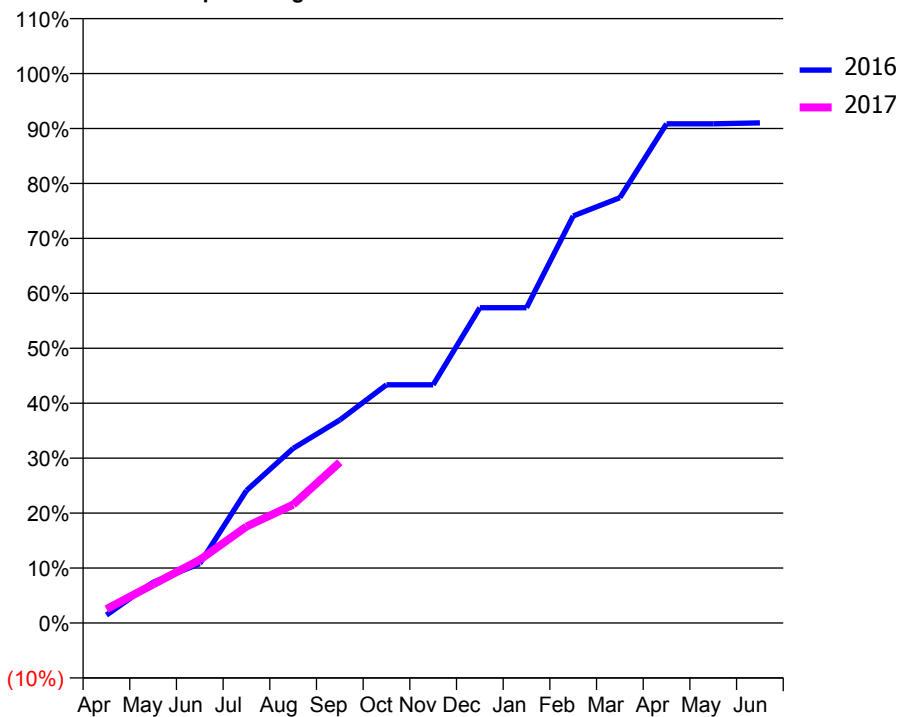
ACCESS*

Patients seen in 24 months	Total	Change since previous quarter
Quarter ending September 2015	431	
Quarter ending December 2015	428	→
Quarter ending March 2016	440	↑
Quarter ending June 2016	433	↓
Quarter ending September 2016	432	→
Variance since September 2015	0.2%	→



ACTIVITY

Cumulative percentage of contracted UDA delivered 2016 & 2017



Month	Adjusted Scheduled Activity (UDA)	
	2016	2017
April	25	45
May	132	125
June	192	204
July	428	311
August	564	382
September	656	519
October	769	
November	769	
December	1,018	
January	1,018	
February	1,314	
March	1,373	
April	1,611	
May	1,611	
June	1,614	

QUALITY

	Quantity	Base Number	Contract	AT	Region	England
% of FP17s for the same patient ID Re-attending within 3 months - Children	21	137	15.3%	10.4%	12.0%	12.4%
% of FP17s for the same patient ID Re-attending within 3 months - Adults	26	196	13.3%	14.2%	15.9%	16.7%
% of FP17s for the same patient ID Re-attending between 3 & 9 months - Children	103	137	75.2%	59.3%	58.6%	57.4%
% of FP17s for the same patient ID Re-attending between 3 & 9 months - Adults	103	196	52.6%	54.4%	51.6%	50.5%
% of FP17s for Band 1 Urgent Courses	19	207	9.2%	6.9%	8.0%	9.1%
% of FP17s Relating to Free Repair or Replacements	0	207	0.0%	0.9%	0.8%	0.8%
% of FP17s Relating to Continuations	3	207	1.4%	1.4%	1.3%	1.3%
% of Patients satisfied with the dentistry they have received	1	1	N/A	93.2%	93.1%	93.2%
% of Patients satisfied with the time they had to wait for an appointment	1	1	N/A	89.3%	89.1%	89.0%

* This is based on patients treated on this contract for their most recent course of treatment. Figures in italics indicate the base number of FP17s or Patient Questionnaire responses are less than 100. N/A is shown where the base number of responses is less than 10 during the period. % is calculated as Quantity/Base number*100

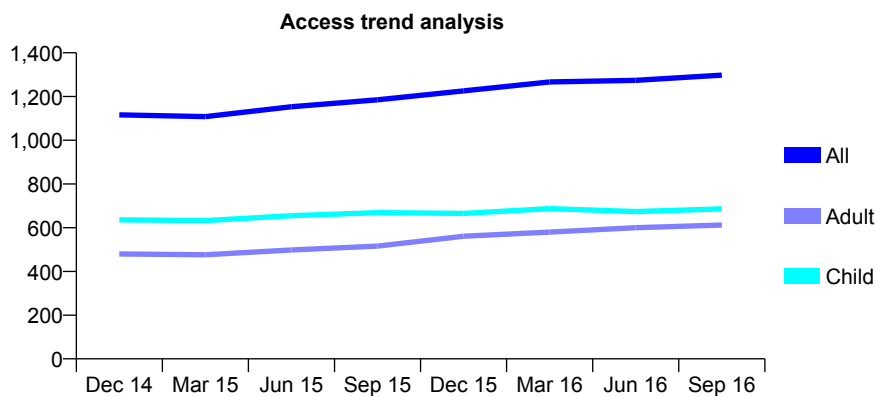
Q60 - Vital Signs At a Glance Contract Report for 305006/0001 - September 2016

Name or company name	MR TM PARSONS
Contract type name	GDS Contract
Purpose of contract	General
Contract start date	01/04/2006
Contract end date	

16/17 Contracted general activity (UDA)	2,977
Carry forward general activity (UDA)	0
16/17 Contracted orthodontic activity (UOA)	0
Carry forward orthodontic activity (UOA)	0
Baseline contract value	£74,838.34

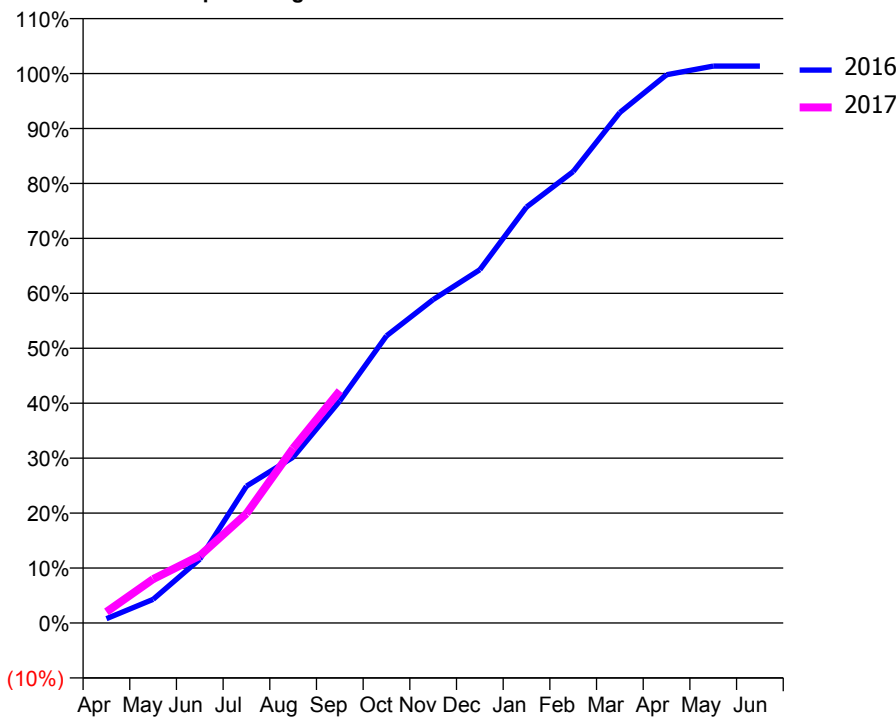
ACCESS*

Patients seen in 24 months	Total	Change since previous quarter
Quarter ending September 2015	1,185	
Quarter ending December 2015	1,226	↑
Quarter ending March 2016	1,267	↑
Quarter ending June 2016	1,274	→
Quarter ending September 2016	1,298	→
Variance since September 2015	9.5%	↑



ACTIVITY

Cumulative percentage of contracted UDA delivered 2016 & 2017



Month	Adjusted Scheduled Activity (UDA)	
	2016	2017
April	23	60
May	128	238
June	346	365
July	742	592
August	899	946
September	1,203	1,258
October	1,556	
November	1,753	
December	1,914	
January	2,254	
February	2,446	
March	2,766	
April	2,970	
May	3,017	
June	3,017	

QUALITY

	Quantity	Base Number	Contract	AT	Region	England
% of FP17s for the same patient ID Re-attending within 3 months - Children	32	540	5.9%	10.4%	12.0%	12.4%
% of FP17s for the same patient ID Re-attending within 3 months - Adults	39	376	10.4%	14.2%	15.9%	16.7%
% of FP17s for the same patient ID Re-attending between 3 & 9 months - Children	318	540	58.9%	59.3%	58.6%	57.4%
% of FP17s for the same patient ID Re-attending between 3 & 9 months - Adults	182	376	48.4%	54.4%	51.6%	50.5%
% of FP17s for Band 1 Urgent Courses	23	754	3.1%	6.9%	8.0%	9.1%
% of FP17s Relating to Free Repair or Replacements	3	754	0.4%	0.9%	0.8%	0.8%
% of FP17s Relating to Continuations	6	754	0.8%	1.4%	1.3%	1.3%
% of Patients satisfied with the dentistry they have received	0	0	N/A	93.2%	93.1%	93.2%
% of Patients satisfied with the time they had to wait for an appointment	0	0	N/A	89.3%	89.1%	89.0%

* This is based on patients treated on this contract for their most recent course of treatment. Figures in italics indicate the base number of FP17s or Patient Questionnaire responses are less than 100. N/A is shown where the base number of responses is less than 10 during the period. % is calculated as Quantity/Base number*100

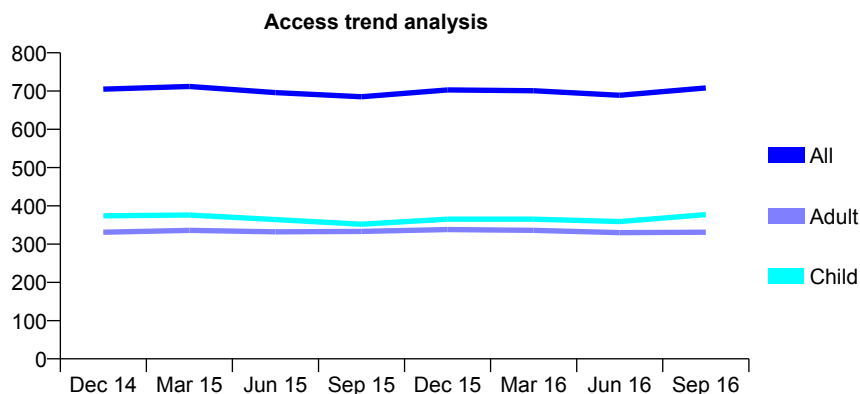
Q60 - Vital Signs At a Glance Contract Report for 319163/0001 - September 2016

Name or company name	MRS UF PENCAVEL
Contract type name	GDS Contract
Purpose of contract	General and Orthodontic
Contract start date	01/04/2006
Contract end date	

16/17 Contracted general activity (UDA)	2,276
Carry forward general activity (UDA)	0
16/17 Contracted orthodontic activity (UOA)	0
Carry forward orthodontic activity (UOA)	0
Baseline contract value	£61,889.69

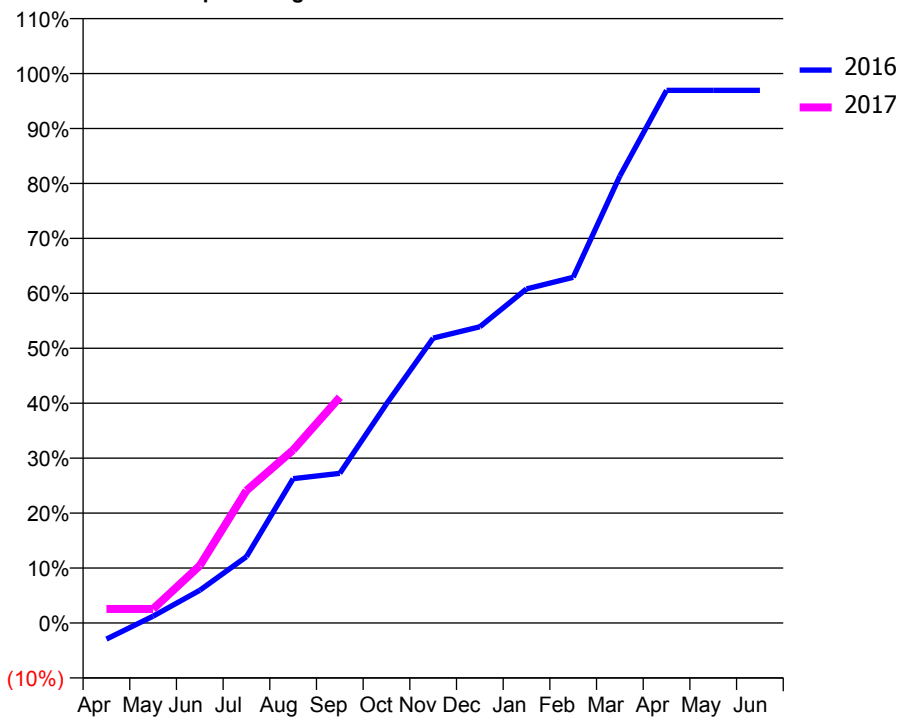
ACCESS*

Patients seen in 24 months	Total	Change since previous quarter
Quarter ending September 2015	685	
Quarter ending December 2015	703	↑
Quarter ending March 2016	701	→
Quarter ending June 2016	689	↓
Quarter ending September 2016	708	↑
Variance since September 2015	3.4%	↑



ACTIVITY

Cumulative percentage of contracted UDA delivered 2016 & 2017



Adjusted Scheduled Activity (UDA)

Month	2016	2017
April	-67	58
May	28	58
June	136	238
July	275	549
August	598	716
September	620	936
October	908	
November	1,180	
December	1,227	
January	1,384	
February	1,432	
March	1,851	
April	2,206	
May	2,206	
June	2,206	

QUALITY

	Quantity	Base Number	Contract	AT	Region	England
% of FP17s for the same patient ID Re-attending within 3 months - Children	32	390	8.2%	10.4%	12.0%	12.4%
% of FP17s for the same patient ID Re-attending within 3 months - Adults	47	274	17.2%	14.2%	15.9%	16.7%
% of FP17s for the same patient ID Re-attending between 3 & 9 months - Children	281	390	72.1%	59.3%	58.6%	57.4%
% of FP17s for the same patient ID Re-attending between 3 & 9 months - Adults	129	274	47.1%	54.4%	51.6%	50.5%
% of FP17s for Band 1 Urgent Courses	43	513	8.4%	6.9%	8.0%	9.1%
% of FP17s Relating to Free Repair or Replacements	0	513	0.0%	0.9%	0.8%	0.8%
% of FP17s Relating to Continuations	0	513	0.0%	1.4%	1.3%	1.3%
% of Patients satisfied with the dentistry they have received	1	1	N/A	93.2%	93.1%	93.2%
% of Patients satisfied with the time they had to wait for an appointment	1	1	N/A	89.3%	89.1%	89.0%

* This is based on patients treated on this contract for their most recent course of treatment. Figures in italics indicate the base number of FP17s or Patient Questionnaire responses are less than 100. N/A is shown where the base number of responses is less than 10 during the period. % is calculated as Quantity/Base number*100

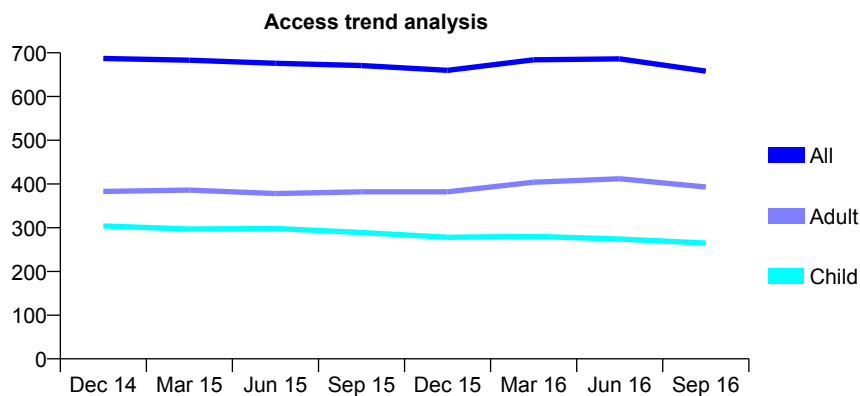
Q60 - Vital Signs At a Glance Contract Report for 320137/0001 - September 2016

Name or company name	MR LS BARNES
Contract type name	GDS Contract
Purpose of contract	General
Contract start date	01/04/2006
Contract end date	

16/17 Contracted general activity (UDA)	2,000
Carry forward general activity (UDA)	0
16/17 Contracted orthodontic activity (UOA)	0
Carry forward orthodontic activity (UOA)	0
Baseline contract value	£37,073.73

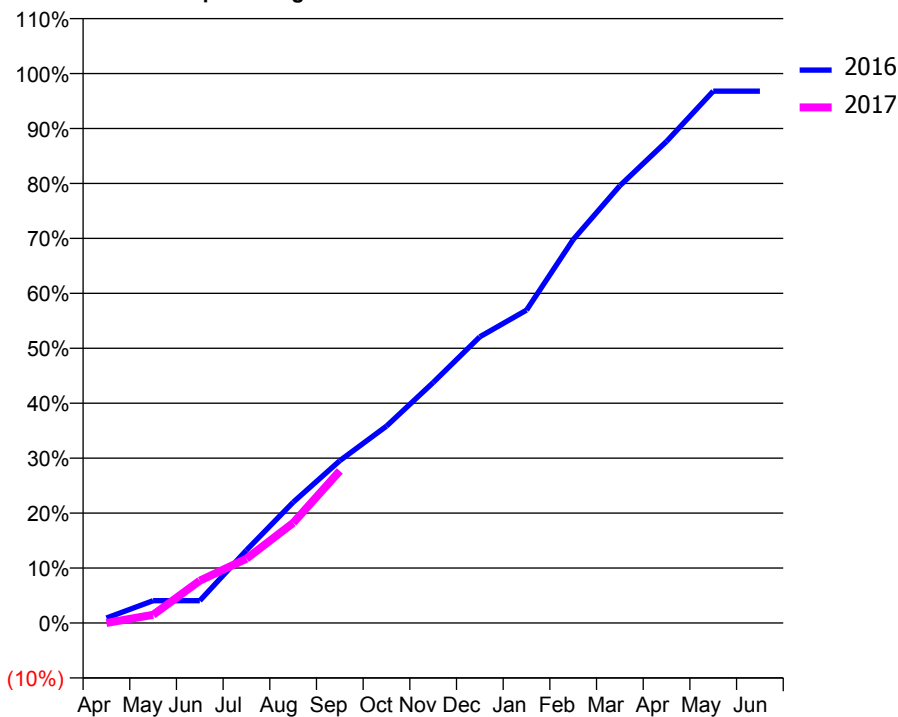
ACCESS*

Patients seen in 24 months	Total	Change since previous quarter
Quarter ending September 2015	671	
Quarter ending December 2015	660	↓
Quarter ending March 2016	684	↑
Quarter ending June 2016	686	→
Quarter ending September 2016	658	↓
Variance since September 2015	(1.9%)	↓



ACTIVITY

Cumulative percentage of contracted UDA delivered 2016 & 2017



Adjusted Scheduled Activity (UDA)

Month	2016	2017
April	18	0
May	81	30
June	81	154
July	265	234
August	440	364
September	591	553
October	716	
November	875	
December	1,042	
January	1,139	
February	1,395	
March	1,592	
April	1,753	
May	1,936	
June	1,936	

QUALITY

	Quantity	Base Number	Contract	AT	Region	England
% of FP17s for the same patient ID Re-attending within 3 months - Children	8	166	4.8%	10.4%	12.0%	12.4%
% of FP17s for the same patient ID Re-attending within 3 months - Adults	49	275	17.8%	14.2%	15.9%	16.7%
% of FP17s for the same patient ID Re-attending between 3 & 9 months - Children	95	166	57.2%	59.3%	58.6%	57.4%
% of FP17s for the same patient ID Re-attending between 3 & 9 months - Adults	154	275	56.0%	54.4%	51.6%	50.5%
% of FP17s for Band 1 Urgent Courses	7	287	2.4%	6.9%	8.0%	9.1%
% of FP17s Relating to Free Repair or Replacements	7	287	2.4%	0.9%	0.8%	0.8%
% of FP17s Relating to Continuations	0	287	0.0%	1.4%	1.3%	1.3%
% of Patients satisfied with the dentistry they have received	2	2	N/A	93.2%	93.1%	93.2%
% of Patients satisfied with the time they had to wait for an appointment	2	2	N/A	89.3%	89.1%	89.0%

* This is based on patients treated on this contract for their most recent course of treatment. Figures in italics indicate the base number of FP17s or Patient Questionnaire responses are less than 100. N/A is shown where the base number of responses is less than 10 during the period. % is calculated as Quantity/Base number*100

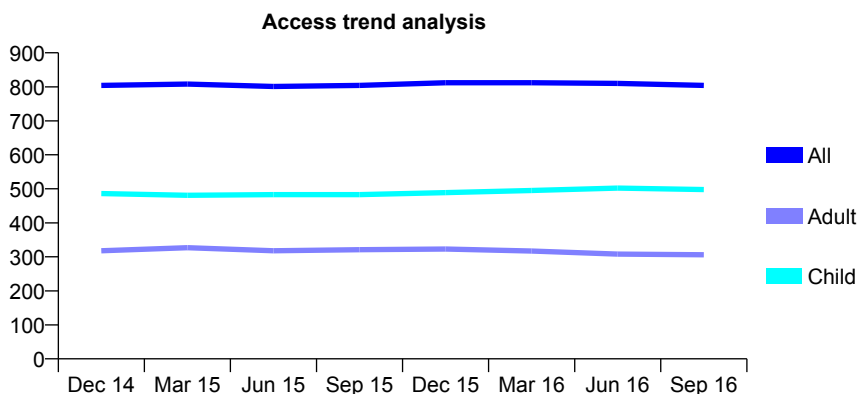
Q60 - Vital Signs At a Glance Contract Report for 323853/0001 - September 2016

Name or company name	MR PB GARBUTT
Contract type name	GDS Contract
Purpose of contract	General
Contract start date	01/04/2006
Contract end date	

16/17 Contracted general activity (UDA)	2,000
Carry forward general activity (UDA)	0
16/17 Contracted orthodontic activity (UOA)	0
Carry forward orthodontic activity (UOA)	0
Baseline contract value	£40,245.77

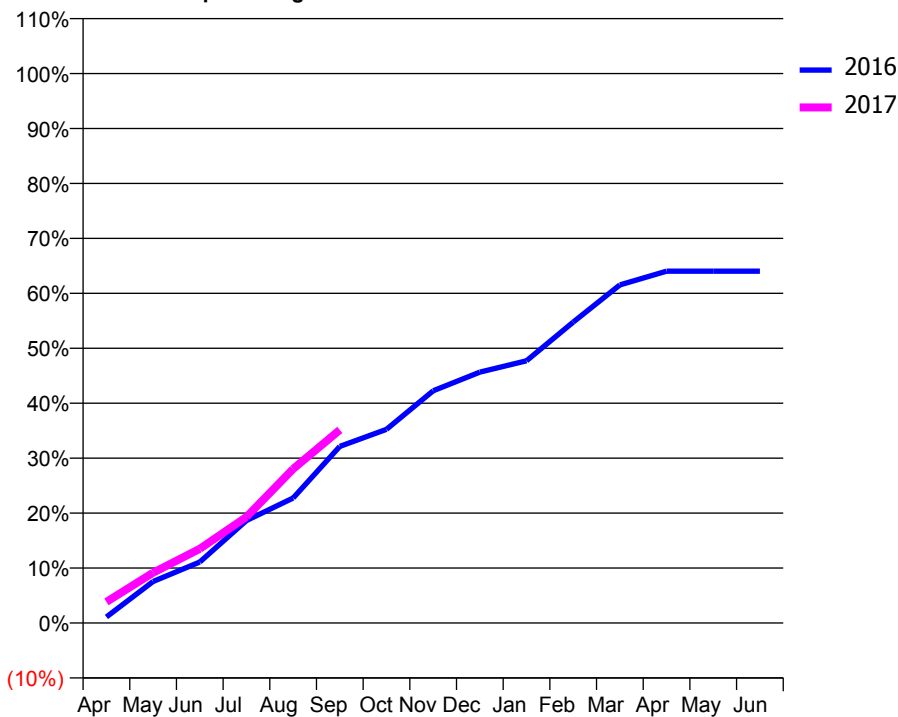
ACCESS*

Patients seen in 24 months	Total	Change since previous quarter
Quarter ending September 2015	804	
Quarter ending December 2015	812	→
Quarter ending March 2016	812	→
Quarter ending June 2016	810	→
Quarter ending September 2016	804	→
Variance since September 2015	0.0%	→



ACTIVITY

Cumulative percentage of contracted UDA delivered 2016 & 2017



Adjusted Scheduled Activity (UDA)

Month	2016	2017
April	22	77
May	151	183
June	222	270
July	373	386
August	455	561
September	643	703
October	705	
November	845	
December	913	
January	954	
February	1,095	
March	1,230	
April	1,280	
May	1,280	
June	1,280	

QUALITY

	Quantity	Base Number	Contract	AT	Region	England
% of FP17s for the same patient ID Re-attending within 3 months - Children	16	397	4.0%	10.4%	12.0%	12.4%
% of FP17s for the same patient ID Re-attending within 3 months - Adults	16	179	8.9%	14.2%	15.9%	16.7%
% of FP17s for the same patient ID Re-attending between 3 & 9 months - Children	223	397	56.2%	59.3%	58.6%	57.4%
% of FP17s for the same patient ID Re-attending between 3 & 9 months - Adults	91	179	50.8%	54.4%	51.6%	50.5%
% of FP17s for Band 1 Urgent Courses	0	529	0.0%	6.9%	8.0%	9.1%
% of FP17s Relating to Free Repair or Replacements	0	529	0.0%	0.9%	0.8%	0.8%
% of FP17s Relating to Continuations	0	529	0.0%	1.4%	1.3%	1.3%
% of Patients satisfied with the dentistry they have received	0	0	N/A	93.2%	93.1%	93.2%
% of Patients satisfied with the time they had to wait for an appointment	0	0	N/A	89.3%	89.1%	89.0%

* This is based on patients treated on this contract for their most recent course of treatment. Figures in italics indicate the base number of FP17s or Patient Questionnaire responses are less than 100. N/A is shown where the base number of responses is less than 10 during the period. % is calculated as Quantity/Base number*100

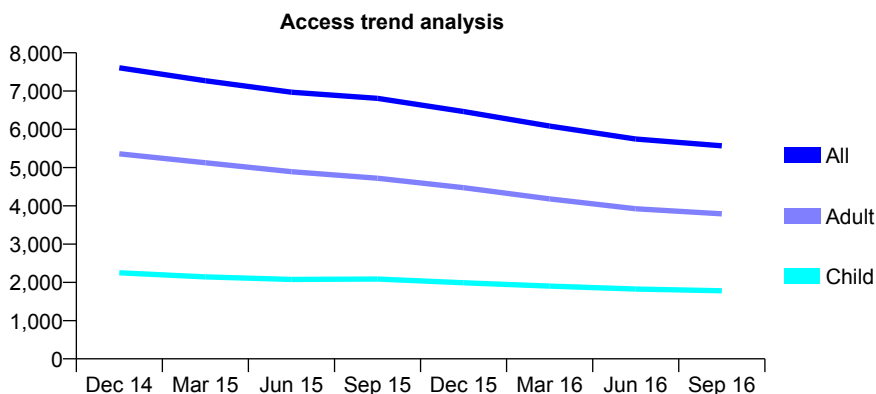
Q60 - Vital Signs At a Glance Contract Report for 326372/0001 - September 2016

Name or company name	MISS RB HOLMES
Contract type name	GDS Contract
Purpose of contract	General
Contract start date	01/04/2006
Contract end date	

16/17 Contracted general activity (UDA)	19,726
Carry forward general activity (UDA)	0
16/17 Contracted orthodontic activity (UOA)	0
Carry forward orthodontic activity (UOA)	0
Baseline contract value	£558,393.39

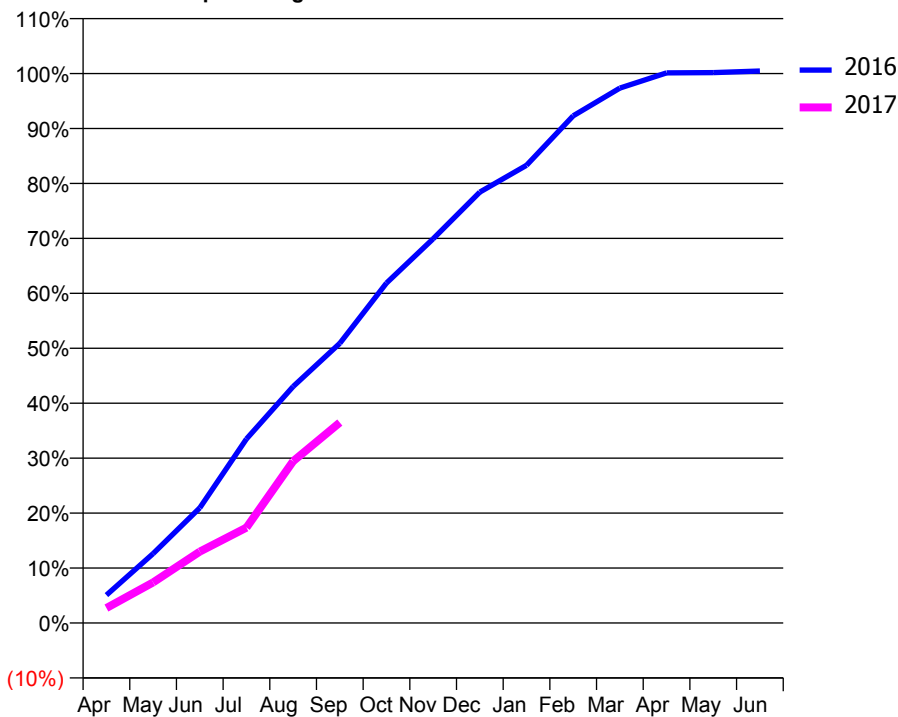
ACCESS*

Patients seen in 24 months	Total	Change since previous quarter
Quarter ending September 2015	6,809	
Quarter ending December 2015	6,463	↓
Quarter ending March 2016	6,083	↓
Quarter ending June 2016	5,748	↓
Quarter ending September 2016	5,568	↓
Variance since September 2015	(18.2%)	↓



ACTIVITY

Cumulative percentage of contracted UDA delivered 2016 & 2017



Month	Adjusted Scheduled Activity (UDA)	
	2016	2017
April	775	538
May	1,926	1,457
June	3,198	2,564
July	5,112	3,427
August	6,567	5,807
September	7,769	7,198
October	9,441	
November	10,672	
December	11,969	
January	12,714	
February	14,086	
March	14,856	
April	15,280	
May	15,288	
June	15,331	

QUALITY

	Quantity	Base Number	Contract	AT	Region	England
% of FP17s for the same patient ID Re-attending within 3 months - Children	97	1,258	7.7%	10.4%	12.0%	12.4%
% of FP17s for the same patient ID Re-attending within 3 months - Adults	422	2,314	18.2%	14.2%	15.9%	16.7%
% of FP17s for the same patient ID Re-attending between 3 & 9 months - Children	497	1,258	39.5%	59.3%	58.6%	57.4%
% of FP17s for the same patient ID Re-attending between 3 & 9 months - Adults	886	2,314	38.3%	54.4%	51.6%	50.5%
% of FP17s for Band 1 Urgent Courses	310	3,343	9.3%	6.9%	8.0%	9.1%
% of FP17s Relating to Free Repair or Replacements	18	3,343	0.5%	0.9%	0.8%	0.8%
% of FP17s Relating to Continuations	112	3,343	3.4%	1.4%	1.3%	1.3%
% of Patients satisfied with the dentistry they have received	3	4	N/A	93.2%	93.1%	93.2%
% of Patients satisfied with the time they had to wait for an appointment	3	4	N/A	89.3%	89.1%	89.0%

* This is based on patients treated on this contract for their most recent course of treatment. Figures in italics indicate the base number of FP17s or Patient Questionnaire responses are less than 100. N/A is shown where the base number of responses is less than 10 during the period. % is calculated as Quantity/Base number*100

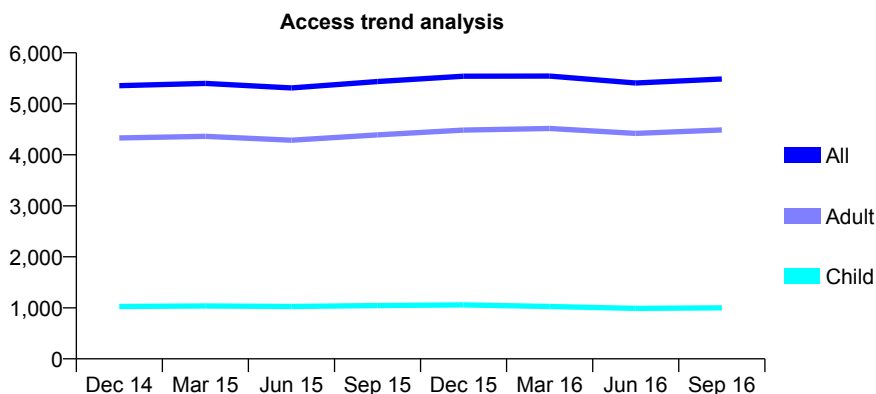
Q60 - Vital Signs At a Glance Contract Report for 335770/0001 - September 2016

Name or company name	MR PJ MCELHONE
Contract type name	GDS Contract
Purpose of contract	General
Contract start date	01/04/2006
Contract end date	

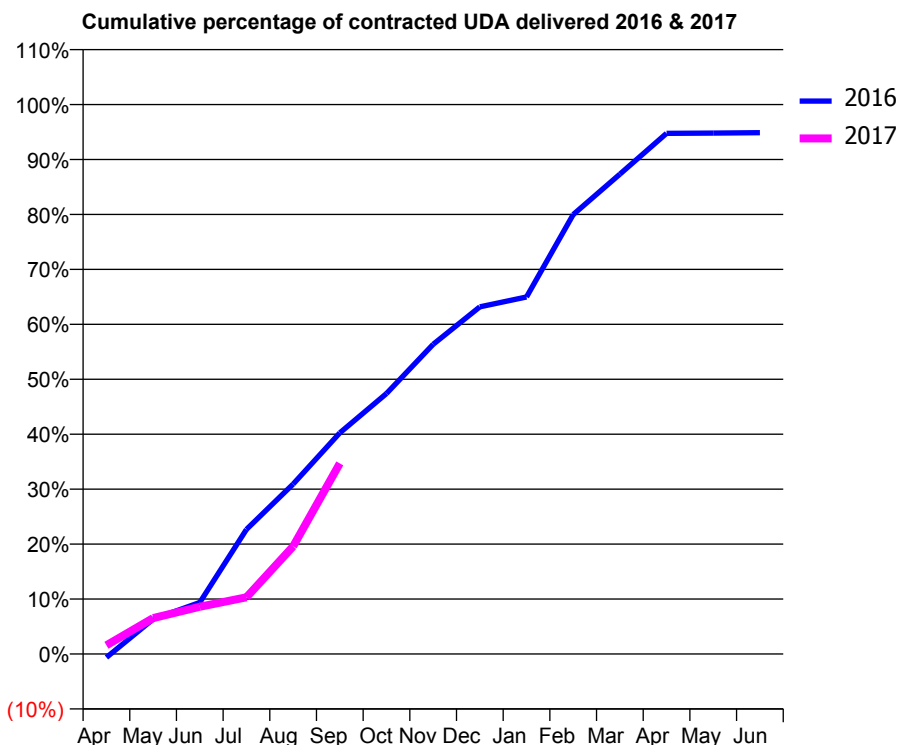
16/17 Contracted general activity (UDA)	13,159
Carry forward general activity (UDA)	0
16/17 Contracted orthodontic activity (UOA)	0
Carry forward orthodontic activity (UOA)	0
Baseline contract value	£362,743.73

ACCESS*

Patients seen in 24 months	Total	Change since previous quarter
Quarter ending September 2015	5,437	
Quarter ending December 2015	5,542	→
Quarter ending March 2016	5,544	→
Quarter ending June 2016	5,409	↓
Quarter ending September 2016	5,487	→
Variance since September 2015	0.9%	→



ACTIVITY



Month	Adjusted Scheduled Activity (UDA)	
	2016	2017
April	-85	208
May	836	859
June	1,234	1,132
July	2,984	1,357
August	4,069	2,578
September	5,295	4,565
October	6,238	
November	7,417	
December	8,314	
January	8,551	
February	10,524	
March	11,492	
April	12,468	
May	12,476	
June	12,483	

QUALITY

	Quantity	Base Number	Contract	AT	Region	England
% of FP17s for the same patient ID Re-attending within 3 months - Children	19	471	4.0%	10.4%	12.0%	12.4%
% of FP17s for the same patient ID Re-attending within 3 months - Adults	272	2,092	13.0%	14.2%	15.9%	16.7%
% of FP17s for the same patient ID Re-attending between 3 & 9 months - Children	157	471	33.3%	59.3%	58.6%	57.4%
% of FP17s for the same patient ID Re-attending between 3 & 9 months - Adults	690	2,092	33.0%	54.4%	51.6%	50.5%
% of FP17s for Band 1 Urgent Courses	141	2,064	6.8%	6.9%	8.0%	9.1%
% of FP17s Relating to Free Repair or Replacements	56	2,064	2.7%	0.9%	0.8%	0.8%
% of FP17s Relating to Continuations	23	2,064	1.1%	1.4%	1.3%	1.3%
% of Patients satisfied with the dentistry they have received	3	3	N/A	93.2%	93.1%	93.2%
% of Patients satisfied with the time they had to wait for an appointment	3	3	N/A	89.3%	89.1%	89.0%

* This is based on patients treated on this contract for their most recent course of treatment. Figures in italics indicate the base number of FP17s or Patient Questionnaire responses are less than 100. N/A is shown where the base number of responses is less than 10 during the period. % is calculated as Quantity/Base number*100

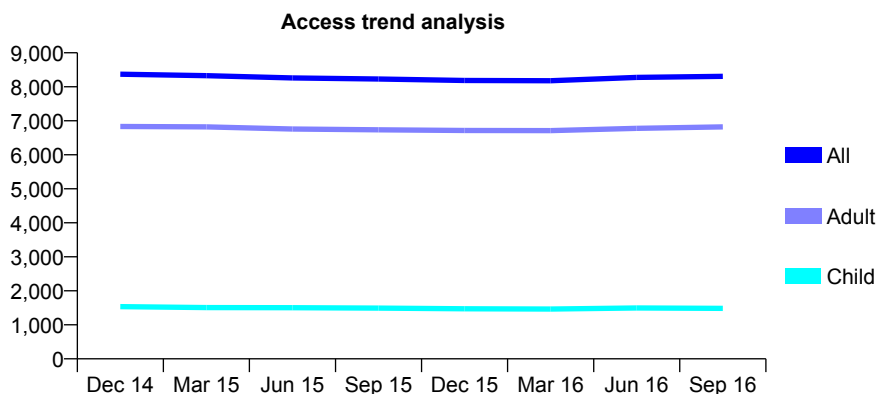
Q60 - Vital Signs At a Glance Contract Report for 336289/0001 - September 2016

Name or company name	MR AJ GRIFFITHS
Contract type name	GDS Contract
Purpose of contract	General
Contract start date	01/04/2006
Contract end date	

16/17 Contracted general activity (UDA)	22,233
Carry forward general activity (UDA)	0
16/17 Contracted orthodontic activity (UOA)	0
Carry forward orthodontic activity (UOA)	0
Baseline contract value	£606,820.97

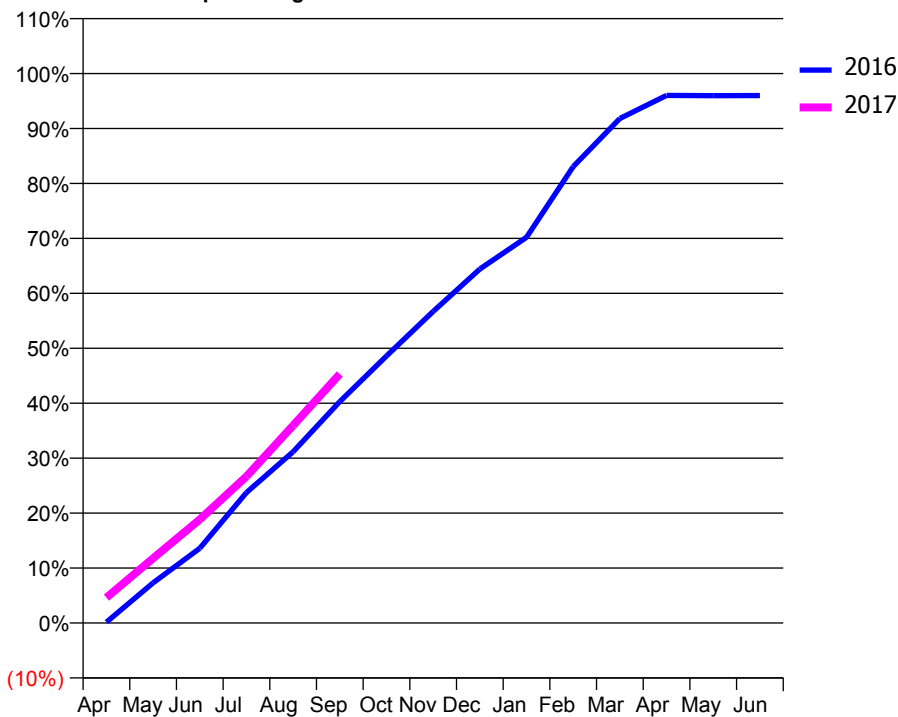
ACCESS*

Patients seen in 24 months	Total	Change since previous quarter
Quarter ending September 2015	8,229	
Quarter ending December 2015	8,187	→
Quarter ending March 2016	8,177	→
Quarter ending June 2016	8,275	→
Quarter ending September 2016	8,306	→
Variance since September 2015	0.9%	→



ACTIVITY

Cumulative percentage of contracted UDA delivered 2016 & 2017



Month	Adjusted Scheduled Activity (UDA)	
	2016	2017
April	34	1,025
May	1,626	2,622
June	3,022	4,192
July	5,281	5,933
August	6,928	7,992
September	8,957	10,076
October	10,805	
November	12,608	
December	14,321	
January	15,608	
February	18,467	
March	20,413	
April	21,344	
May	21,338	
June	21,342	

QUALITY

	Quantity	Base Number	Contract	AT	Region	England
% of FP17s for the same patient ID Re-attending within 3 months - Children	74	1,391	5.3%	10.4%	12.0%	12.4%
% of FP17s for the same patient ID Re-attending within 3 months - Adults	740	5,152	14.4%	14.2%	15.9%	16.7%
% of FP17s for the same patient ID Re-attending between 3 & 9 months - Children	985	1,391	70.8%	59.3%	58.6%	57.4%
% of FP17s for the same patient ID Re-attending between 3 & 9 months - Adults	2,177	5,152	42.3%	54.4%	51.6%	50.5%
% of FP17s for Band 1 Urgent Courses	341	5,511	6.2%	6.9%	8.0%	9.1%
% of FP17s Relating to Free Repair or Replacements	170	5,511	3.1%	0.9%	0.8%	0.8%
% of FP17s Relating to Continuations	79	5,511	1.4%	1.4%	1.3%	1.3%
% of Patients satisfied with the dentistry they have received	10	11	90.9%	93.2%	93.1%	93.2%
% of Patients satisfied with the time they had to wait for an appointment	9	11	81.8%	89.3%	89.1%	89.0%

* This is based on patients treated on this contract for their most recent course of treatment. Figures in italics indicate the base number of FP17s or Patient Questionnaire responses are less than 100. N/A is shown where the base number of responses is less than 10 during the period. % is calculated as Quantity/Base number*100

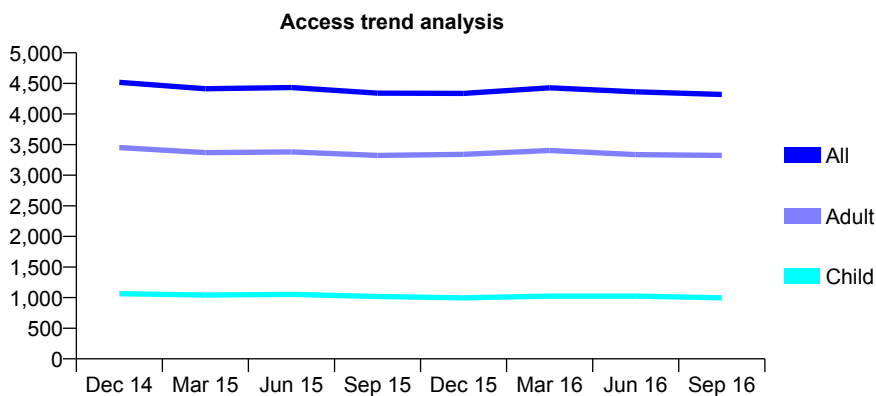
Q60 - Vital Signs At a Glance Contract Report for 338524/0001 - September 2016

Name or company name	MR M SEGAL
Contract type name	GDS Contract
Purpose of contract	General
Contract start date	01/04/2006
Contract end date	

16/17 Contracted general activity (UDA)	15,000
Carry forward general activity (UDA)	0
16/17 Contracted orthodontic activity (UOA)	0
Carry forward orthodontic activity (UOA)	0
Baseline contract value	£371,651.41

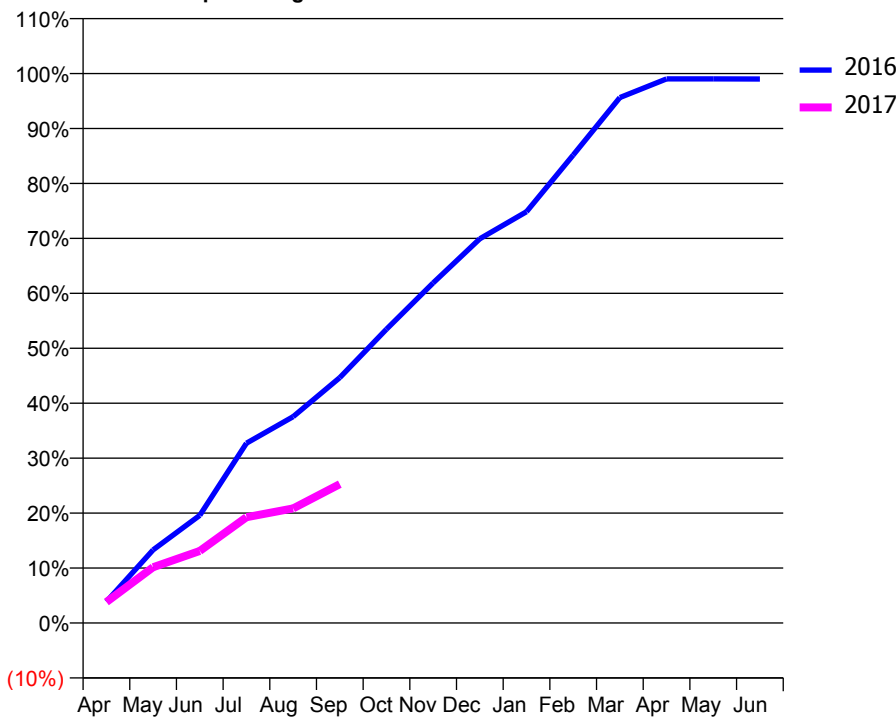
ACCESS*

Patients seen in 24 months	Total	Change since previous quarter
Quarter ending September 2015	4,341	
Quarter ending December 2015	4,336	→
Quarter ending March 2016	4,428	↑
Quarter ending June 2016	4,363	↓
Quarter ending September 2016	4,320	→
Variance since September 2015	(0.5%)	→



ACTIVITY

Cumulative percentage of contracted UDA delivered 2016 & 2017



Month	Adjusted Scheduled Activity (UDA)	
	2016	2017
April	585	575
May	1,995	1,522
June	2,941	1,967
July	4,909	2,890
August	5,634	3,128
September	6,700	3,792
October	8,020	
November	9,284	
December	10,487	
January	11,228	
February	12,776	
March	14,342	
April	14,854	
May	14,852	
June	14,849	

QUALITY

	Quantity	Base Number	Contract	AT	Region	England
% of FP17s for the same patient ID Re-attending within 3 months - Children	41	381	10.8%	10.4%	12.0%	12.4%
% of FP17s for the same patient ID Re-attending within 3 months - Adults	230	1,375	16.7%	14.2%	15.9%	16.7%
% of FP17s for the same patient ID Re-attending between 3 & 9 months - Children	196	381	51.4%	59.3%	58.6%	57.4%
% of FP17s for the same patient ID Re-attending between 3 & 9 months - Adults	612	1,375	44.5%	54.4%	51.6%	50.5%
% of FP17s for Band 1 Urgent Courses	144	1,530	9.4%	6.9%	8.0%	9.1%
% of FP17s Relating to Free Repair or Replacements	58	1,530	3.8%	0.9%	0.8%	0.8%
% of FP17s Relating to Continuations	21	1,530	1.4%	1.4%	1.3%	1.3%
% of Patients satisfied with the dentistry they have received	3	3	N/A	93.2%	93.1%	93.2%
% of Patients satisfied with the time they had to wait for an appointment	2	3	N/A	89.3%	89.1%	89.0%

* This is based on patients treated on this contract for their most recent course of treatment. Figures in italics indicate the base number of FP17s or Patient Questionnaire responses are less than 100. N/A is shown where the base number of responses is less than 10 during the period. % is calculated as Quantity/Base number*100

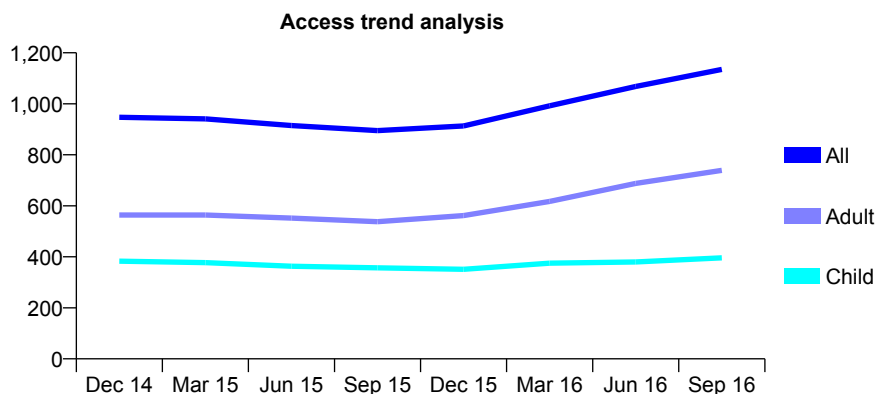
Q60 - Vital Signs At a Glance Contract Report for 353736/0001 - September 2016

Name or company name	MRS S SINGH
Contract type name	GDS Contract
Purpose of contract	General
Contract start date	05/05/2009
Contract end date	

16/17 Contracted general activity (UDA)	3,544
Carry forward general activity (UDA)	0
16/17 Contracted orthodontic activity (UOA)	0
Carry forward orthodontic activity (UOA)	0
Baseline contract value	£80,765.31

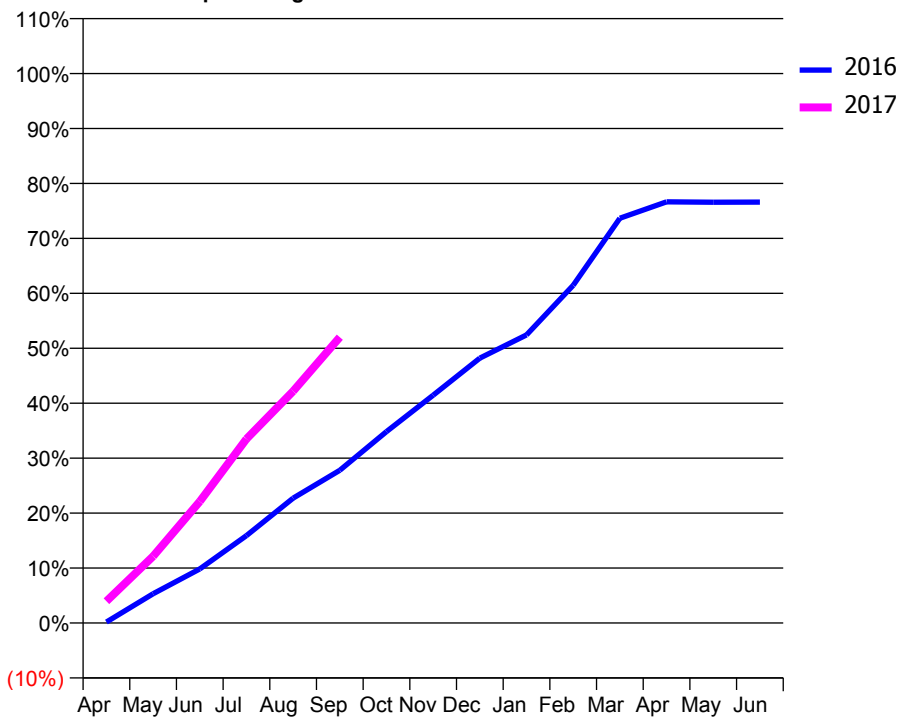
ACCESS*

Patients seen in 24 months	Total	Change since previous quarter
Quarter ending September 2015	895	
Quarter ending December 2015	913	↑
Quarter ending March 2016	992	↑
Quarter ending June 2016	1,068	↑
Quarter ending September 2016	1,135	↑
Variance since September 2015	26.8%	↑



ACTIVITY

Cumulative percentage of contracted UDA delivered 2016 & 2017



Adjusted Scheduled Activity (UDA)

Month	2016	2017
April	6	141
May	189	431
June	349	784
July	564	1,187
August	806	1,495
September	985	1,843
October	1,235	
November	1,469	
December	1,709	
January	1,858	
February	2,178	
March	2,610	
April	2,716	
May	2,714	
June	2,715	

QUALITY

	Quantity	Base Number	Contract	AT	Region	England
% of FP17s for the same patient ID Re-attending within 3 months - Children	47	439	10.7%	10.4%	12.0%	12.4%
% of FP17s for the same patient ID Re-attending within 3 months - Adults	84	680	12.4%	14.2%	15.9%	16.7%
% of FP17s for the same patient ID Re-attending between 3 & 9 months - Children	302	439	68.8%	59.3%	58.6%	57.4%
% of FP17s for the same patient ID Re-attending between 3 & 9 months - Adults	362	680	53.2%	54.4%	51.6%	50.5%
% of FP17s for Band 1 Urgent Courses	27	1,052	2.6%	6.9%	8.0%	9.1%
% of FP17s Relating to Free Repair or Replacements	14	1,052	1.3%	0.9%	0.8%	0.8%
% of FP17s Relating to Continuations	6	1,052	0.6%	1.4%	1.3%	1.3%
% of Patients satisfied with the dentistry they have received	2	2	N/A	93.2%	93.1%	93.2%
% of Patients satisfied with the time they had to wait for an appointment	1	2	N/A	89.3%	89.1%	89.0%

* This is based on patients treated on this contract for their most recent course of treatment. Figures in italics indicate the base number of FP17s or Patient Questionnaire responses are less than 100. N/A is shown where the base number of responses is less than 10 during the period. % is calculated as Quantity/Base number*100

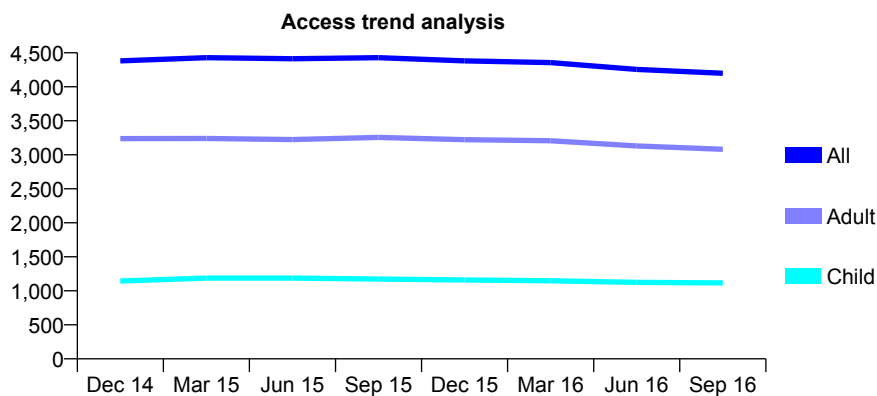
Q60 - Vital Signs At a Glance Contract Report for 359920/0002 - September 2016

Name or company name	MR TJ RATLABYANE
Contract type name	GDS Contract
Purpose of contract	General
Contract start date	01/12/2006
Contract end date	

16/17 Contracted general activity (UDA)	15,516
Carry forward general activity (UDA)	0
16/17 Contracted orthodontic activity (UOA)	0
Carry forward orthodontic activity (UOA)	0
Baseline contract value	£394,195.72

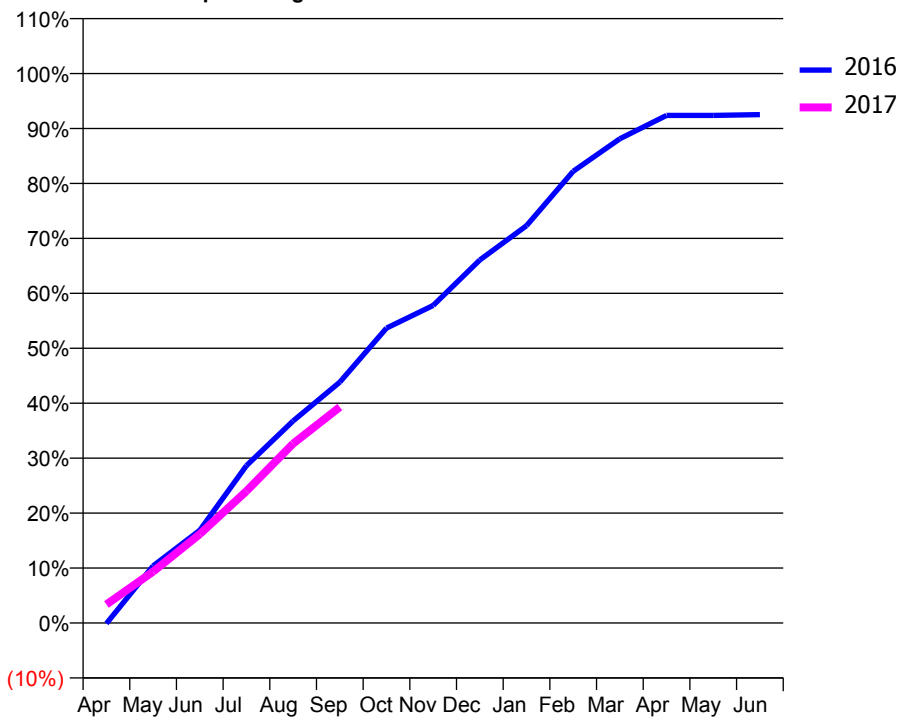
ACCESS*

Patients seen in 24 months	Total	Change since previous quarter
Quarter ending September 2015	4,429	
Quarter ending December 2015	4,382	↓
Quarter ending March 2016	4,355	→
Quarter ending June 2016	4,255	↓
Quarter ending September 2016	4,199	↓
Variance since September 2015	(5.2%)	↓



ACTIVITY

Cumulative percentage of contracted UDA delivered 2016 & 2017



Month	Adjusted Scheduled Activity (UDA)	
	2016	2017
April	-16	524
May	1,613	1,451
June	2,618	2,508
July	4,444	3,725
August	5,706	5,066
September	6,802	6,096
October	8,327	
November	8,966	
December	10,249	
January	11,218	
February	12,754	
March	13,675	
April	14,333	
May	14,333	
June	14,357	

QUALITY

	Quantity	Base Number	Contract	AT	Region	England
% of FP17s for the same patient ID Re-attending within 3 months - Children	72	730	9.9%	10.4%	12.0%	12.4%
% of FP17s for the same patient ID Re-attending within 3 months - Adults	313	1,995	15.7%	14.2%	15.9%	16.7%
% of FP17s for the same patient ID Re-attending between 3 & 9 months - Children	375	730	51.4%	59.3%	58.6%	57.4%
% of FP17s for the same patient ID Re-attending between 3 & 9 months - Adults	1,063	1,995	53.3%	54.4%	51.6%	50.5%
% of FP17s for Band 1 Urgent Courses	167	2,423	6.9%	6.9%	8.0%	9.1%
% of FP17s Relating to Free Repair or Replacements	27	2,423	1.1%	0.9%	0.8%	0.8%
% of FP17s Relating to Continuations	29	2,423	1.2%	1.4%	1.3%	1.3%
% of Patients satisfied with the dentistry they have received	3	4	N/A	93.2%	93.1%	93.2%
% of Patients satisfied with the time they had to wait for an appointment	3	4	N/A	89.3%	89.1%	89.0%

* This is based on patients treated on this contract for their most recent course of treatment. Figures in italics indicate the base number of FP17s or Patient Questionnaire responses are less than 100. N/A is shown where the base number of responses is less than 10 during the period. % is calculated as Quantity/Base number*100

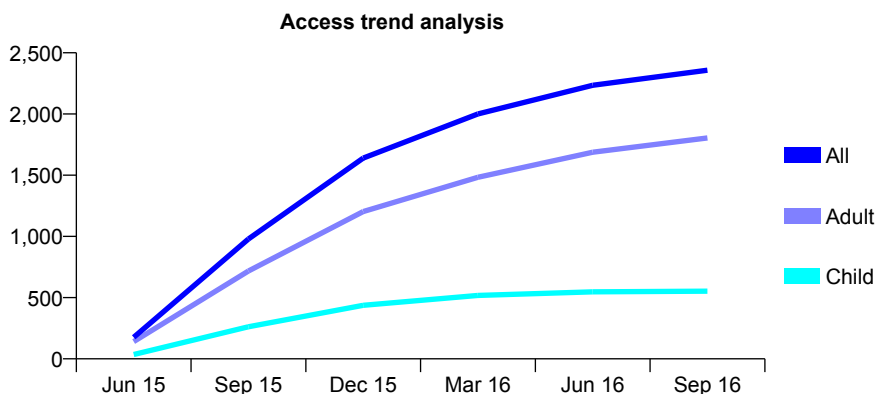
Q60 - Vital Signs At a Glance Contract Report for 361747/0001 - September 2016

Name or company name	MRS NK SUNNER
Contract type name	GDS Contract
Purpose of contract	General and Orthodontic
Contract start date	01/06/2015
Contract end date	

16/17 Contracted general activity (UDA)	6,987
Carry forward general activity (UDA)	84
16/17 Contracted orthodontic activity (UOA)	214
Carry forward orthodontic activity (UOA)	0
Baseline contract value	£184,397.34

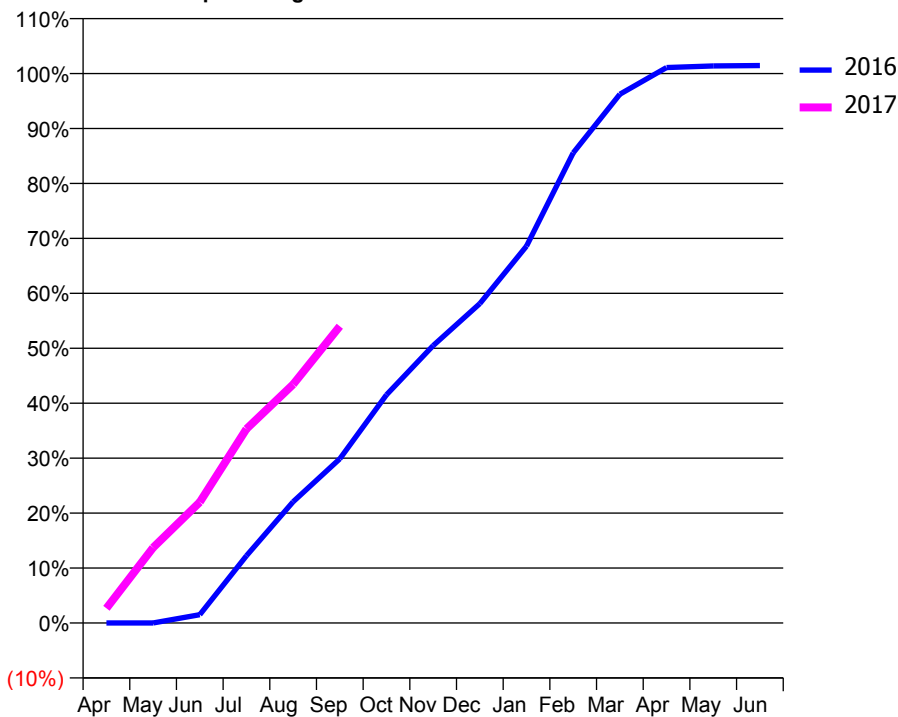
ACCESS*

Patients seen in 24 months	Total	Change since previous quarter
Quarter ending September 2015	979	
Quarter ending December 2015	1,640	↑
Quarter ending March 2016	2,001	↑
Quarter ending June 2016	2,235	↑
Quarter ending September 2016	2,358	↑
Variance since September 2015	140.9%	↑



ACTIVITY

Cumulative percentage of contracted UDA delivered 2016 & 2017



Adjusted Scheduled Activity (UDA)

Month	2016	2017
April	0	187
May	0	959
June	89	1,537
July	712	2,467
August	1,286	3,035
September	1,740	3,774
October	2,418	
November	2,940	
December	3,385	
January	3,994	
February	4,982	
March	5,604	
April	5,886	
May	5,902	
June	5,907	

QUALITY

	Quantity	Base Number	Contract	AT	Region	England
% of FP17s for the same patient ID Re-attending within 3 months - Children	53	511	10.4%	10.4%	12.0%	12.4%
% of FP17s for the same patient ID Re-attending within 3 months - Adults	259	1,554	16.7%	14.2%	15.9%	16.7%
% of FP17s for the same patient ID Re-attending between 3 & 9 months - Children	330	511	64.6%	59.3%	58.6%	57.4%
% of FP17s for the same patient ID Re-attending between 3 & 9 months - Adults	814	1,554	52.4%	54.4%	51.6%	50.5%
% of FP17s for Band 1 Urgent Courses	174	1,877	9.3%	6.9%	8.0%	9.1%
% of FP17s Relating to Free Repair or Replacements	21	1,877	1.1%	0.9%	0.8%	0.8%
% of FP17s Relating to Continuations	12	1,877	0.6%	1.4%	1.3%	1.3%
% of Patients satisfied with the dentistry they have received	4	4	N/A	93.2%	93.1%	93.2%
% of Patients satisfied with the time they had to wait for an appointment	4	4	N/A	89.3%	89.1%	89.0%

* This is based on patients treated on this contract for their most recent course of treatment. Figures in italics indicate the base number of FP17s or Patient Questionnaire responses are less than 100. N/A is shown where the base number of responses is less than 10 during the period. % is calculated as Quantity/Base number*100

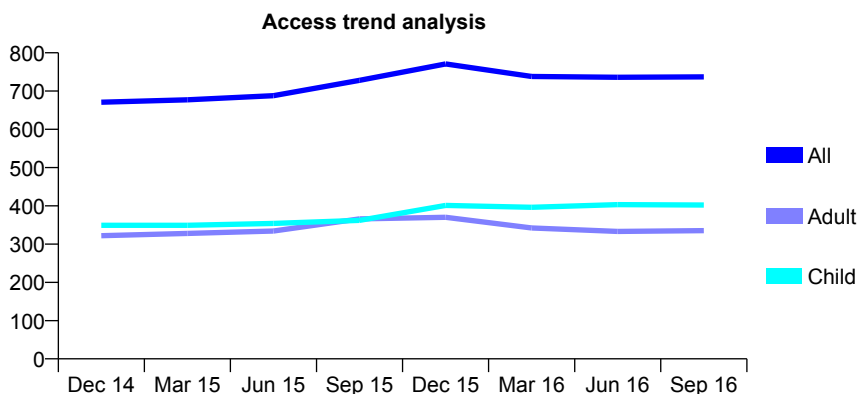
Q60 - Vital Signs At a Glance Contract Report for 532312/0001 - September 2016

Name or company name	MR GG WU
Contract type name	GDS Contract
Purpose of contract	General
Contract start date	01/08/2013
Contract end date	

16/17 Contracted general activity (UDA)	2,326
Carry forward general activity (UDA)	0
16/17 Contracted orthodontic activity (UOA)	0
Carry forward orthodontic activity (UOA)	0
Baseline contract value	£52,096.90

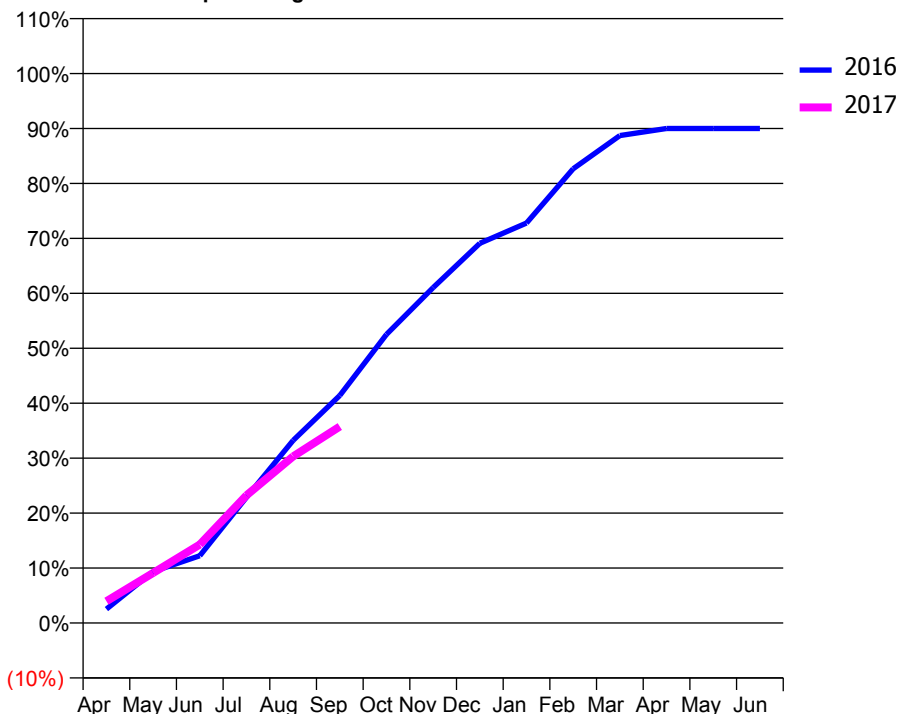
ACCESS*

Patients seen in 24 months	Total	Change since previous quarter
Quarter ending September 2015	728	
Quarter ending December 2015	771	↑
Quarter ending March 2016	738	↓
Quarter ending June 2016	736	→
Quarter ending September 2016	737	→
Variance since September 2015	1.2%	→



ACTIVITY

Cumulative percentage of contracted UDA delivered 2016 & 2017



Month	Adjusted Scheduled Activity (UDA)	
	2016	2017
April	59	92
May	218	212
June	285	332
July	532	540
August	773	705
September	963	832
October	1,222	
November	1,420	
December	1,607	
January	1,693	
February	1,923	
March	2,063	
April	2,093	
May	2,093	
June	2,093	

QUALITY

	Quantity	Base Number	Contract	AT	Region	England
% of FP17s for the same patient ID Re-attending within 3 months - Children	12	286	4.2%	10.4%	12.0%	12.4%
% of FP17s for the same patient ID Re-attending within 3 months - Adults	22	234	9.4%	14.2%	15.9%	16.7%
% of FP17s for the same patient ID Re-attending between 3 & 9 months - Children	195	286	68.2%	59.3%	58.6%	57.4%
% of FP17s for the same patient ID Re-attending between 3 & 9 months - Adults	173	234	73.9%	54.4%	51.6%	50.5%
% of FP17s for Band 1 Urgent Courses	18	504	3.6%	6.9%	8.0%	9.1%
% of FP17s Relating to Free Repair or Replacements	1	504	0.2%	0.9%	0.8%	0.8%
% of FP17s Relating to Continuations	1	504	0.2%	1.4%	1.3%	1.3%
% of Patients satisfied with the dentistry they have received	1	1	N/A	93.2%	93.1%	93.2%
% of Patients satisfied with the time they had to wait for an appointment	1	1	N/A	89.3%	89.1%	89.0%

* This is based on patients treated on this contract for their most recent course of treatment. Figures in italics indicate the base number of FP17s or Patient Questionnaire responses are less than 100. N/A is shown where the base number of responses is less than 10 during the period. % is calculated as Quantity/Base number*100

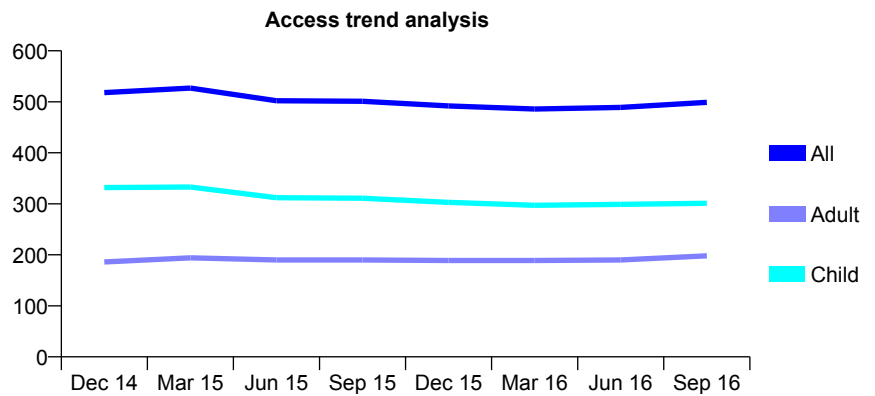
Q60 - Vital Signs At a Glance Contract Report for 566888/0003 - September 2016

Name or company name	MR RE LIVER
Contract type name	GDS Contract
Purpose of contract	General and Orthodontic
Contract start date	21/09/2009
Contract end date	

16/17 Contracted general activity (UDA)	1,233
Carry forward general activity (UDA)	0
16/17 Contracted orthodontic activity (UOA)	233
Carry forward orthodontic activity (UOA)	0
Baseline contract value	£47,862.56

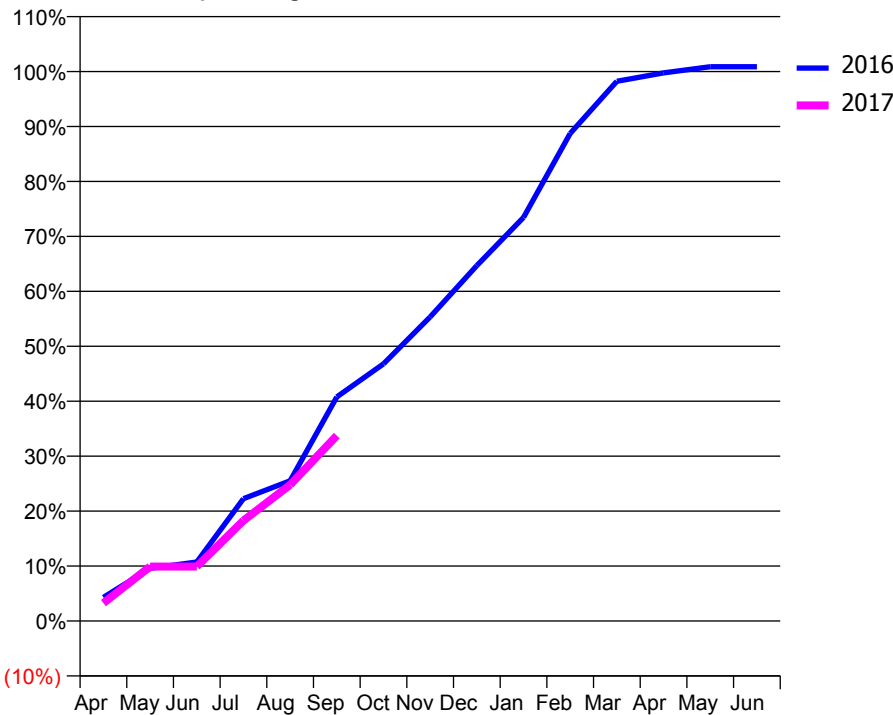
ACCESS*

Patients seen in 24 months	Total	Change since previous quarter
Quarter ending September 2015	501	
Quarter ending December 2015	492	↓
Quarter ending March 2016	486	↓
Quarter ending June 2016	489	→
Quarter ending September 2016	499	↑
Variance since September 2015	(0.4%)	→



ACTIVITY

Cumulative percentage of contracted UDA delivered 2016 & 2017



Month	Adjusted Scheduled Activity (UDA)	
	2016	2017
April	34	40
May	77	122
June	86	122
July	178	225
August	204	306
September	326	416
October	374	
November	443	
December	517	
January	588	
February	710	
March	786	
April	798	
May	807	
June	807	

QUALITY

	Quantity	Base Number	Contract	AT	Region	England
% of FP17s for the same patient ID Re-attending within 3 months - Children	8	262	3.1%	10.4%	12.0%	12.4%
% of FP17s for the same patient ID Re-attending within 3 months - Adults	4	91	4.4%	14.2%	15.9%	16.7%
% of FP17s for the same patient ID Re-attending between 3 & 9 months - Children	121	262	46.2%	59.3%	58.6%	57.4%
% of FP17s for the same patient ID Re-attending between 3 & 9 months - Adults	15	91	16.5%	54.4%	51.6%	50.5%
% of FP17s for Band 1 Urgent Courses	5	318	1.6%	6.9%	8.0%	9.1%
% of FP17s Relating to Free Repair or Replacements	0	318	0.0%	0.9%	0.8%	0.8%
% of FP17s Relating to Continuations	0	318	0.0%	1.4%	1.3%	1.3%
% of Patients satisfied with the dentistry they have received	1	1	N/A	93.2%	93.1%	93.2%
% of Patients satisfied with the time they had to wait for an appointment	1	1	N/A	89.3%	89.1%	89.0%

* This is based on patients treated on this contract for their most recent course of treatment. Figures in italics indicate the base number of FP17s or Patient Questionnaire responses are less than 100. N/A is shown where the base number of responses is less than 10 during the period. % is calculated as Quantity/Base number*100

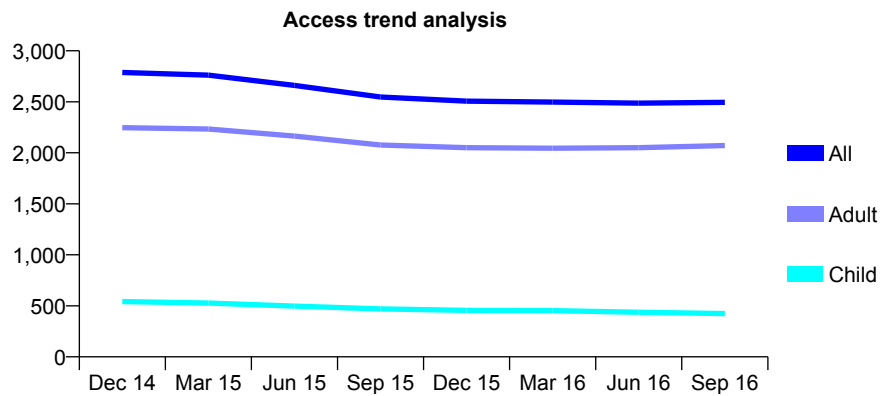
Q60 - Vital Signs At a Glance Contract Report for 567477/0001 - September 2016

Name or company name	Grundy Dental Practice Partnership
Contract type name	GDS Contract
Purpose of contract	General
Contract start date	01/04/2006
Contract end date	

16/17 Contracted general activity (UDA)	8,500
Carry forward general activity (UDA)	0
16/17 Contracted orthodontic activity (UOA)	0
Carry forward orthodontic activity (UOA)	0
Baseline contract value	£185,418.51

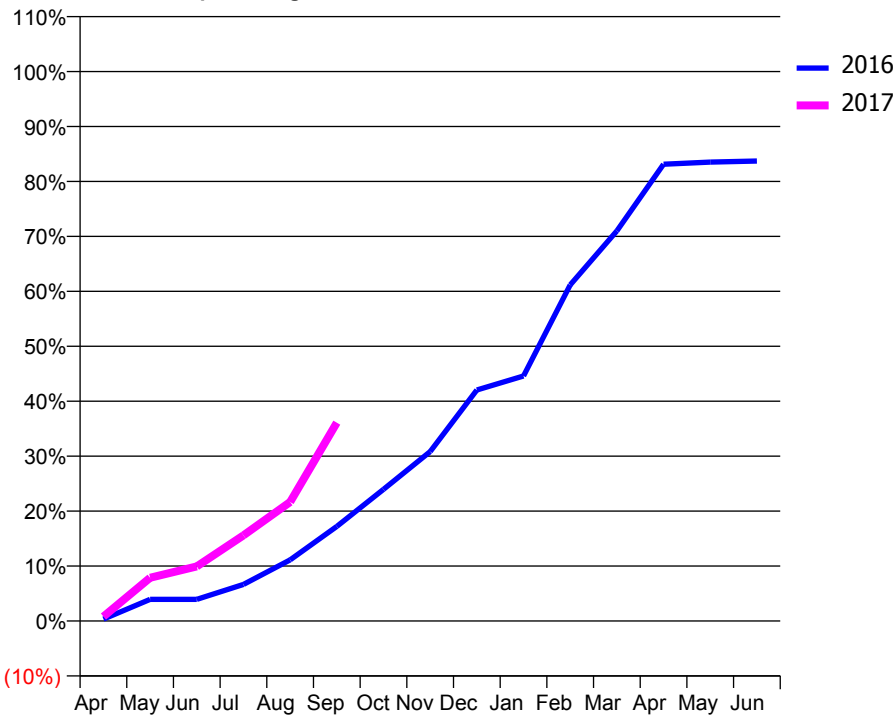
ACCESS*

Patients seen in 24 months	Total	Change since previous quarter
Quarter ending September 2015	2,547	
Quarter ending December 2015	2,506	↓
Quarter ending March 2016	2,498	→
Quarter ending June 2016	2,487	→
Quarter ending September 2016	2,495	→
Variance since September 2015	(2.0%)	↓



ACTIVITY

Cumulative percentage of contracted UDA delivered 2016 & 2017



Month	Adjusted Scheduled Activity (UDA)	
	2016	2017
April	25	68
May	275	669
June	276	845
July	466	1,325
August	780	1,840
September	1,206	3,068
October	1,678	
November	2,159	
December	2,943	
January	3,122	
February	4,282	
March	4,969	
April	5,819	
May	5,846	
June	5,860	

QUALITY

	Quantity	Base Number	Contract	AT	Region	England
% of FP17s for the same patient ID Re-attending within 3 months - Children	20	244	8.2%	10.4%	12.0%	12.4%
% of FP17s for the same patient ID Re-attending within 3 months - Adults	331	1,409	23.5%	14.2%	15.9%	16.7%
% of FP17s for the same patient ID Re-attending between 3 & 9 months - Children	90	244	36.9%	59.3%	58.6%	57.4%
% of FP17s for the same patient ID Re-attending between 3 & 9 months - Adults	497	1,409	35.3%	54.4%	51.6%	50.5%
% of FP17s for Band 1 Urgent Courses	171	1,302	13.1%	6.9%	8.0%	9.1%
% of FP17s Relating to Free Repair or Replacements	28	1,302	2.2%	0.9%	0.8%	0.8%
% of FP17s Relating to Continuations	16	1,302	1.2%	1.4%	1.3%	1.3%
% of Patients satisfied with the dentistry they have received	1	1	N/A	93.2%	93.1%	93.2%
% of Patients satisfied with the time they had to wait for an appointment	1	1	N/A	89.3%	89.1%	89.0%

* This is based on patients treated on this contract for their most recent course of treatment. Figures in italics indicate the base number of FP17s or Patient Questionnaire responses are less than 100. N/A is shown where the base number of responses is less than 10 during the period. % is calculated as Quantity/Base number*100

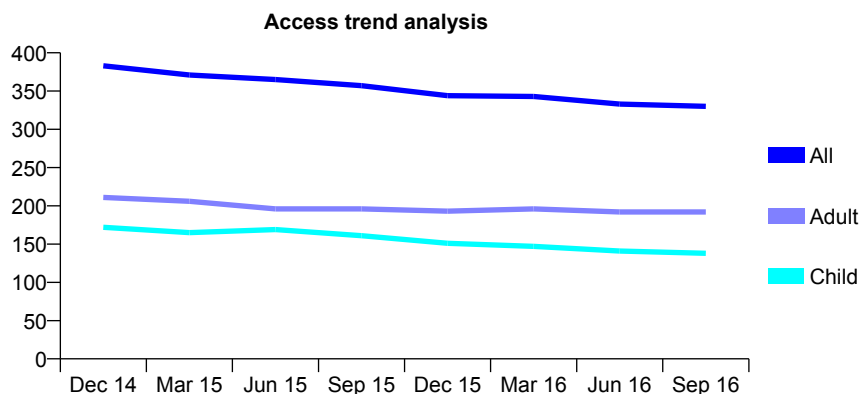
Q60 - Vital Signs At a Glance Contract Report for 571504/0001 - September 2016

Name or company name	MR IG HUTCHINGS
Contract type name	GDS Contract
Purpose of contract	General
Contract start date	01/04/2006
Contract end date	

16/17 Contracted general activity (UDA)	600
Carry forward general activity (UDA)	0
16/17 Contracted orthodontic activity (UOA)	0
Carry forward orthodontic activity (UOA)	0
Baseline contract value	£12,561.02

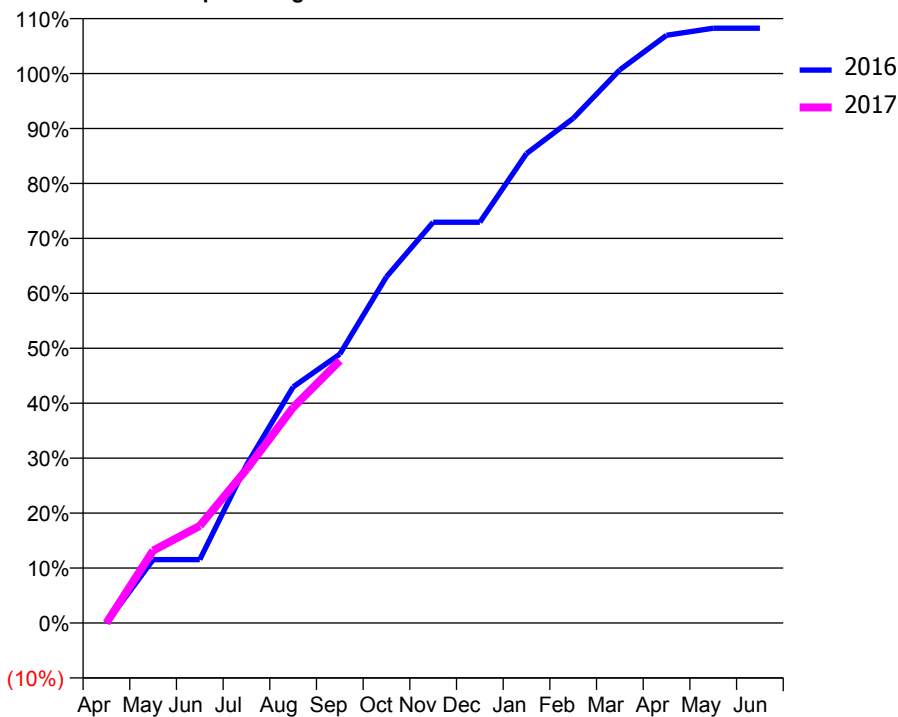
ACCESS*

Patients seen in 24 months	Total	Change since previous quarter
Quarter ending September 2015	357	
Quarter ending December 2015	344	↓
Quarter ending March 2016	343	→
Quarter ending June 2016	333	↓
Quarter ending September 2016	330	→
Variance since September 2015	(7.6%)	↓



ACTIVITY

Cumulative percentage of contracted UDA delivered 2016 & 2017



Adjusted Scheduled Activity (UDA)

Month	2016	2017
April	0	0
May	69	79
June	69	106
July	172	168
August	258	235
September	294	286
October	378	
November	438	
December	438	
January	513	
February	551	
March	604	
April	642	
May	649	
June	649	

QUALITY

	Quantity	Base Number	Contract	AT	Region	England
% of FP17s for the same patient ID Re-attending within 3 months - Children	4	89	4.5%	10.4%	12.0%	12.4%
% of FP17s for the same patient ID Re-attending within 3 months - Adults	17	115	14.8%	14.2%	15.9%	16.7%
% of FP17s for the same patient ID Re-attending between 3 & 9 months - Children	55	89	61.8%	59.3%	58.6%	57.4%
% of FP17s for the same patient ID Re-attending between 3 & 9 months - Adults	55	115	47.8%	54.4%	51.6%	50.5%
% of FP17s for Band 1 Urgent Courses	32	178	18.0%	6.9%	8.0%	9.1%
% of FP17s Relating to Free Repair or Replacements	0	178	0.0%	0.9%	0.8%	0.8%
% of FP17s Relating to Continuations	0	178	0.0%	1.4%	1.3%	1.3%
% of Patients satisfied with the dentistry they have received	0	0	N/A	93.2%	93.1%	93.2%
% of Patients satisfied with the time they had to wait for an appointment	0	0	N/A	89.3%	89.1%	89.0%

* This is based on patients treated on this contract for their most recent course of treatment. Figures in italics indicate the base number of FP17s or Patient Questionnaire responses are less than 100. N/A is shown where the base number of responses is less than 10 during the period. % is calculated as Quantity/Base number*100

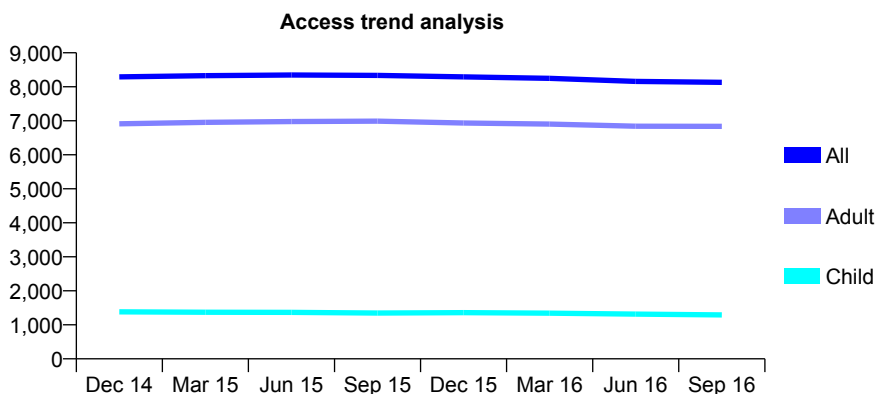
Q60 - Vital Signs At a Glance Contract Report for 572187/0002 - September 2016

Name or company name	MR PJ PHILLIPS
Contract type name	GDS Contract
Purpose of contract	General
Contract start date	01/05/2013
Contract end date	

16/17 Contracted general activity (UDA)	25,619
Carry forward general activity (UDA)	0
16/17 Contracted orthodontic activity (UOA)	0
Carry forward orthodontic activity (UOA)	0
Baseline contract value	£613,443.80

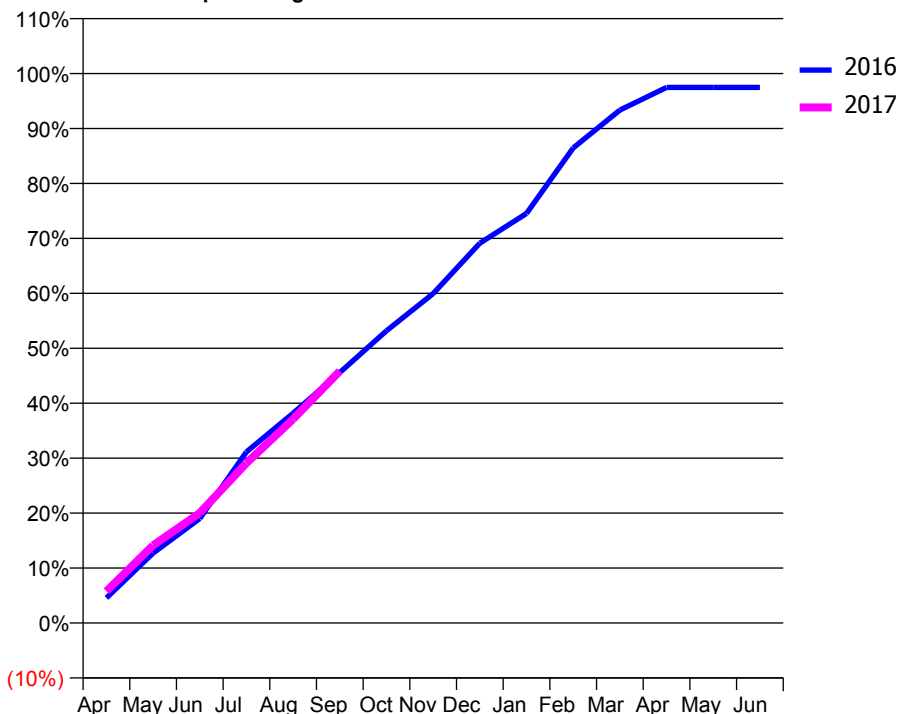
ACCESS*

Patients seen in 24 months	Total	Change since previous quarter
Quarter ending September 2015	8,337	
Quarter ending December 2015	8,294	→
Quarter ending March 2016	8,248	→
Quarter ending June 2016	8,157	↓
Quarter ending September 2016	8,132	→
Variance since September 2015	(2.5%)	↓



ACTIVITY

Cumulative percentage of contracted UDA delivered 2016 & 2017



Month	Adjusted Scheduled Activity (UDA)	
	2016	2017
April	1,174	1,482
May	3,263	3,620
June	4,868	5,133
July	7,980	7,457
August	9,783	9,507
September	11,677	11,750
October	13,626	
November	15,356	
December	17,712	
January	19,094	
February	22,150	
March	23,916	
April	24,972	
May	24,972	
June	24,969	

QUALITY

	Quantity	Base Number	Contract	AT	Region	England
% of FP17s for the same patient ID Re-attending within 3 months - Children	333	1,761	18.9%	10.4%	12.0%	12.4%
% of FP17s for the same patient ID Re-attending within 3 months - Adults	1,091	6,426	17.0%	14.2%	15.9%	16.7%
% of FP17s for the same patient ID Re-attending between 3 & 9 months - Children	1,266	1,761	71.9%	59.3%	58.6%	57.4%
% of FP17s for the same patient ID Re-attending between 3 & 9 months - Adults	4,367	6,426	68.0%	54.4%	51.6%	50.5%
% of FP17s for Band 1 Urgent Courses	494	7,550	6.5%	6.9%	8.0%	9.1%
% of FP17s Relating to Free Repair or Replacements	79	7,550	1.0%	0.9%	0.8%	0.8%
% of FP17s Relating to Continuations	162	7,550	2.1%	1.4%	1.3%	1.3%
% of Patients satisfied with the dentistry they have received	6	6	N/A	93.2%	93.1%	93.2%
% of Patients satisfied with the time they had to wait for an appointment	5	6	N/A	89.3%	89.1%	89.0%

* This is based on patients treated on this contract for their most recent course of treatment. Figures in italics indicate the base number of FP17s or Patient Questionnaire responses are less than 100. N/A is shown where the base number of responses is less than 10 during the period. % is calculated as Quantity/Base number*100

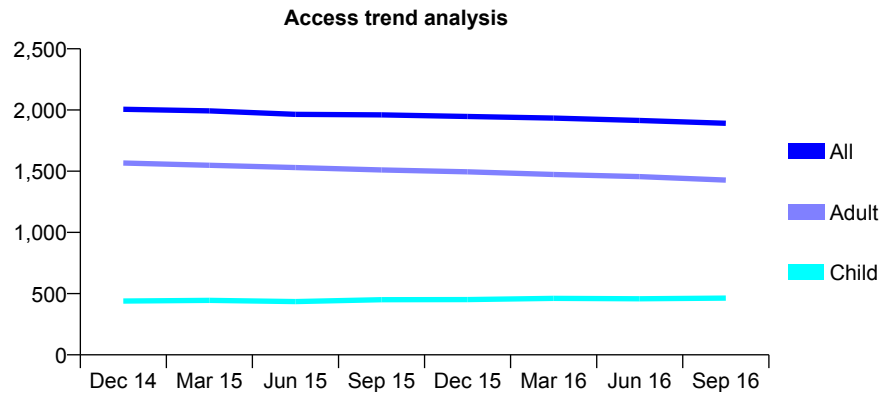
Q60 - Vital Signs At a Glance Contract Report for 574880/0001 - September 2016

Name or company name	MR MB WARAICH
Contract type name	GDS Contract
Purpose of contract	General and Orthodontic
Contract start date	01/04/2006
Contract end date	

16/17 Contracted general activity (UDA)	6,462
Carry forward general activity (UDA)	0
16/17 Contracted orthodontic activity (UOA)	1,462
Carry forward orthodontic activity (UOA)	0
Baseline contract value	£208,991.02

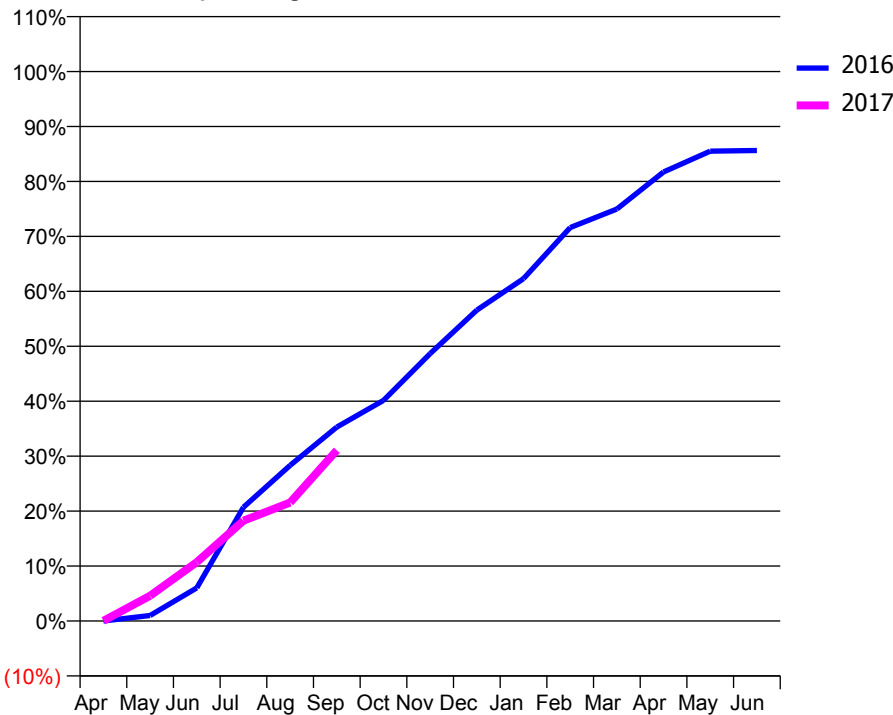
ACCESS*

Patients seen in 24 months	Total	Change since previous quarter
Quarter ending September 2015	1,960	
Quarter ending December 2015	1,947	→
Quarter ending March 2016	1,934	→
Quarter ending June 2016	1,914	↓
Quarter ending September 2016	1,892	↓
Variance since September 2015	(3.5%)	↓



ACTIVITY

Cumulative percentage of contracted UDA delivered 2016 & 2017



Month	Adjusted Scheduled Activity (UDA)	
	2016	2017
April	0	3
May	66	298
June	390	692
July	1,338	1,180
August	1,831	1,394
September	2,281	2,008
October	2,595	
November	3,145	
December	3,657	
January	4,026	
February	4,626	
March	4,845	
April	5,280	
May	5,525	
June	5,533	

QUALITY

	Quantity	Base Number	Contract	AT	Region	England
% of FP17s for the same patient ID Re-attending within 3 months - Children	13	377	3.4%	10.4%	12.0%	12.4%
% of FP17s for the same patient ID Re-attending within 3 months - Adults	132	1,042	12.7%	14.2%	15.9%	16.7%
% of FP17s for the same patient ID Re-attending between 3 & 9 months - Children	191	377	50.7%	59.3%	58.6%	57.4%
% of FP17s for the same patient ID Re-attending between 3 & 9 months - Adults	687	1,042	65.9%	54.4%	51.6%	50.5%
% of FP17s for Band 1 Urgent Courses	41	999	4.1%	6.9%	8.0%	9.1%
% of FP17s Relating to Free Repair or Replacements	3	999	0.3%	0.9%	0.8%	0.8%
% of FP17s Relating to Continuations	4	999	0.4%	1.4%	1.3%	1.3%
% of Patients satisfied with the dentistry they have received	7	7	N/A	93.2%	93.1%	93.2%
% of Patients satisfied with the time they had to wait for an appointment	7	7	N/A	89.3%	89.1%	89.0%

* This is based on patients treated on this contract for their most recent course of treatment. Figures in italics indicate the base number of FP17s or Patient Questionnaire responses are less than 100. N/A is shown where the base number of responses is less than 10 during the period. % is calculated as Quantity/Base number*100

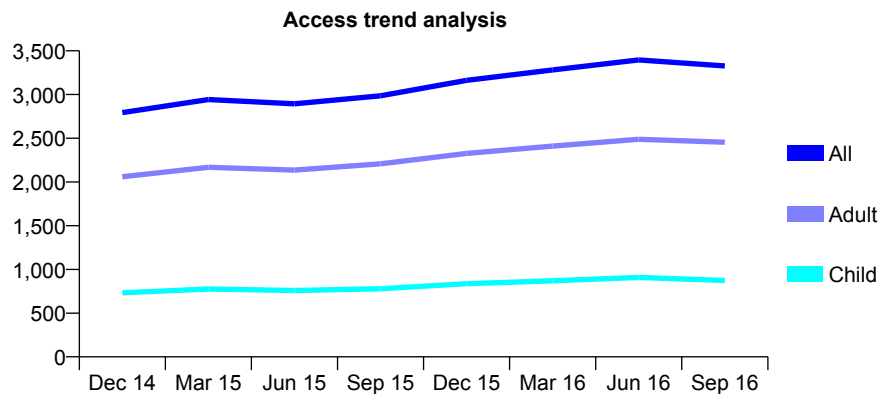
Q60 - Vital Signs At a Glance Contract Report for 575917/0001 - September 2016

Name or company name	MR DN BARKE
Contract type name	GDS Contract
Purpose of contract	General
Contract start date	01/04/2006
Contract end date	

16/17 Contracted general activity (UDA)	11,628
Carry forward general activity (UDA)	0
16/17 Contracted orthodontic activity (UOA)	0
Carry forward orthodontic activity (UOA)	0
Baseline contract value	£427,539.81

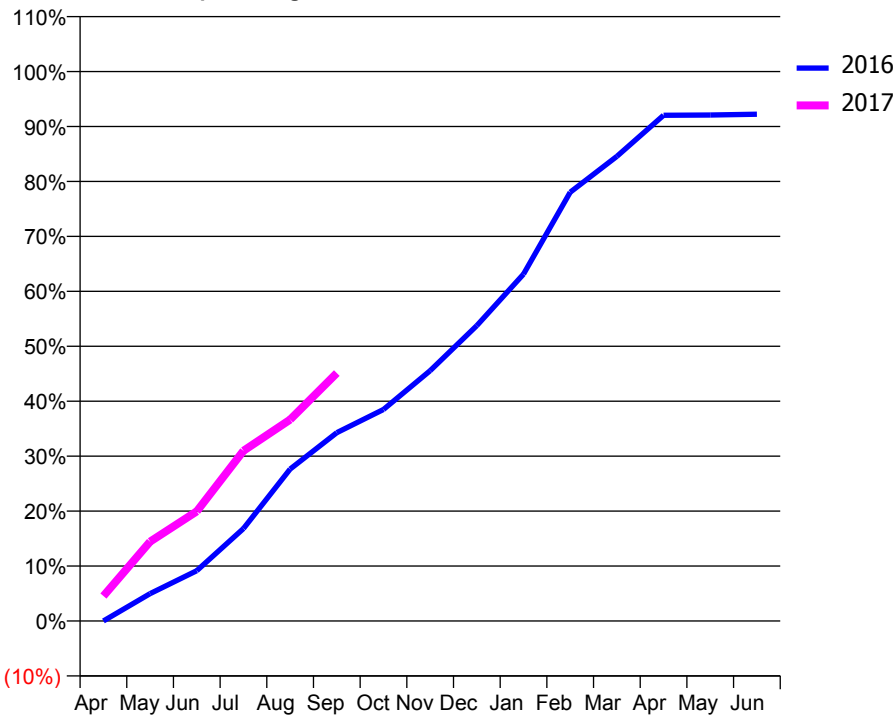
ACCESS*

Patients seen in 24 months	Total	Change since previous quarter
Quarter ending September 2015	2,985	
Quarter ending December 2015	3,162	↑
Quarter ending March 2016	3,281	↑
Quarter ending June 2016	3,396	↑
Quarter ending September 2016	3,327	↓
Variance since September 2015	11.5%	↑



ACTIVITY

Cumulative percentage of contracted UDA delivered 2016 & 2017



Month	Adjusted Scheduled Activity (UDA)	
	2016	2017
April	0	528
May	580	1,681
June	1,065	2,321
July	1,957	3,602
August	3,217	4,261
September	3,987	5,246
October	4,477	
November	5,297	
December	6,253	
January	7,340	
February	9,073	
March	9,831	
April	10,703	
May	10,708	
June	10,724	

QUALITY

	Quantity	Base Number	Contract	AT	Region	England
% of FP17s for the same patient ID Re-attending within 3 months - Children	61	656	9.3%	10.4%	12.0%	12.4%
% of FP17s for the same patient ID Re-attending within 3 months - Adults	363	1,932	18.8%	14.2%	15.9%	16.7%
% of FP17s for the same patient ID Re-attending between 3 & 9 months - Children	329	656	50.2%	59.3%	58.6%	57.4%
% of FP17s for the same patient ID Re-attending between 3 & 9 months - Adults	949	1,932	49.1%	54.4%	51.6%	50.5%
% of FP17s for Band 1 Urgent Courses	114	2,165	5.3%	6.9%	8.0%	9.1%
% of FP17s Relating to Free Repair or Replacements	61	2,165	2.8%	0.9%	0.8%	0.8%
% of FP17s Relating to Continuations	17	2,165	0.8%	1.4%	1.3%	1.3%
% of Patients satisfied with the dentistry they have received	2	2	N/A	93.2%	93.1%	93.2%
% of Patients satisfied with the time they had to wait for an appointment	2	2	N/A	89.3%	89.1%	89.0%

* This is based on patients treated on this contract for their most recent course of treatment. Figures in italics indicate the base number of FP17s or Patient Questionnaire responses are less than 100. N/A is shown where the base number of responses is less than 10 during the period. % is calculated as Quantity/Base number*100

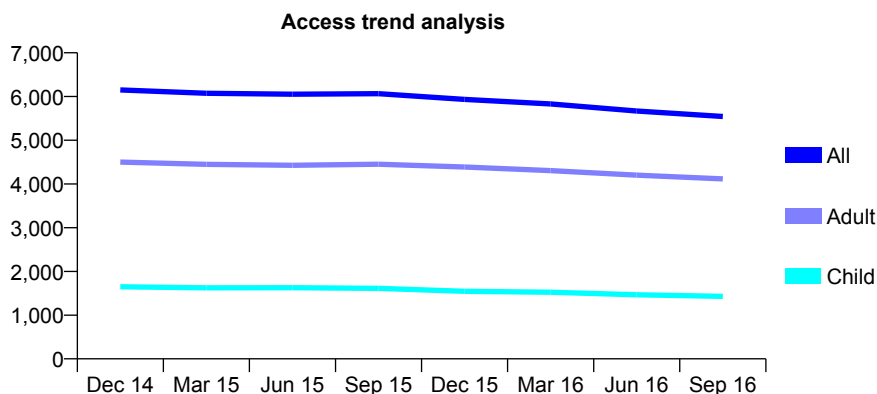
Q60 - Vital Signs At a Glance Contract Report for 577391/0001 - September 2016

Name or company name	MR KW MYERS
Contract type name	GDS Contract
Purpose of contract	General
Contract start date	01/04/2006
Contract end date	

16/17 Contracted general activity (UDA)	14,335
Carry forward general activity (UDA)	0
16/17 Contracted orthodontic activity (UOA)	0
Carry forward orthodontic activity (UOA)	0
Baseline contract value	£397,663.28

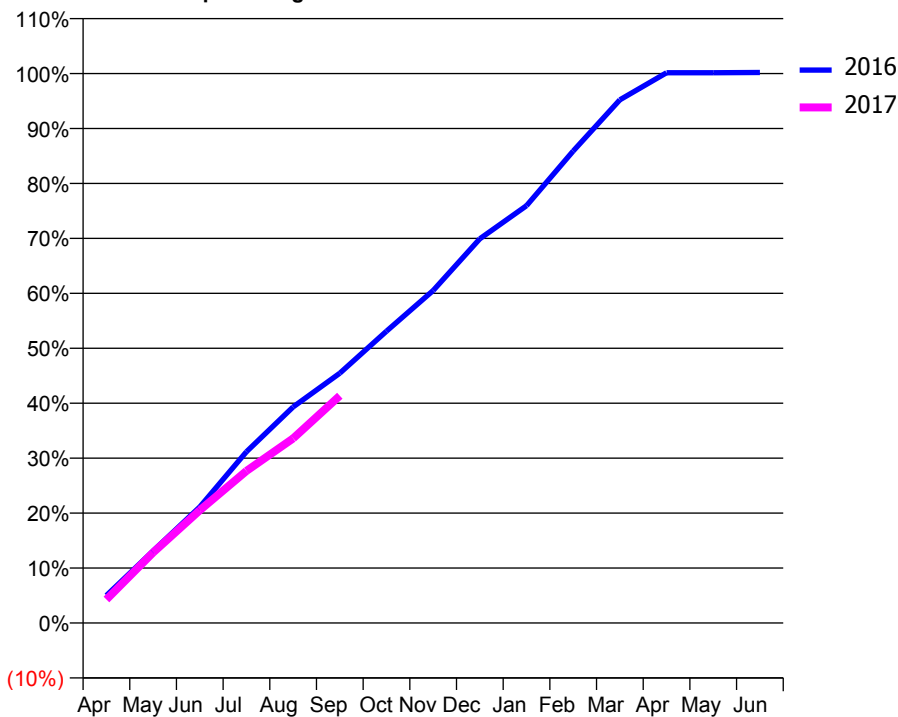
ACCESS*

Patients seen in 24 months	Total	Change since previous quarter
Quarter ending September 2015	6,064	
Quarter ending December 2015	5,934	↓
Quarter ending March 2016	5,829	↓
Quarter ending June 2016	5,668	↓
Quarter ending September 2016	5,545	↓
Variance since September 2015	(8.6%)	↓



ACTIVITY

Cumulative percentage of contracted UDA delivered 2016 & 2017



Month	Adjusted Scheduled Activity (UDA)	
	2016	2017
April	718	614
May	1,880	1,837
June	3,027	2,940
July	4,468	3,969
August	5,637	4,817
September	6,516	5,929
October	7,611	
November	8,675	
December	10,025	
January	10,888	
February	12,312	
March	13,648	
April	14,353	
May	14,356	
June	14,360	

QUALITY

	Quantity	Base Number	Contract	AT	Region	England
% of FP17s for the same patient ID Re-attending within 3 months - Children	107	1,362	7.9%	10.4%	12.0%	12.4%
% of FP17s for the same patient ID Re-attending within 3 months - Adults	512	2,819	18.2%	14.2%	15.9%	16.7%
% of FP17s for the same patient ID Re-attending between 3 & 9 months - Children	1,043	1,362	76.6%	59.3%	58.6%	57.4%
% of FP17s for the same patient ID Re-attending between 3 & 9 months - Adults	904	2,819	32.1%	54.4%	51.6%	50.5%
% of FP17s for Band 1 Urgent Courses	246	3,782	6.5%	6.9%	8.0%	9.1%
% of FP17s Relating to Free Repair or Replacements	0	3,782	0.0%	0.9%	0.8%	0.8%
% of FP17s Relating to Continuations	107	3,782	2.8%	1.4%	1.3%	1.3%
% of Patients satisfied with the dentistry they have received	12	12	100.0%	93.2%	93.1%	93.2%
% of Patients satisfied with the time they had to wait for an appointment	10	12	83.3%	89.3%	89.1%	89.0%

* This is based on patients treated on this contract for their most recent course of treatment. Figures in italics indicate the base number of FP17s or Patient Questionnaire responses are less than 100. N/A is shown where the base number of responses is less than 10 during the period. % is calculated as Quantity/Base number*100

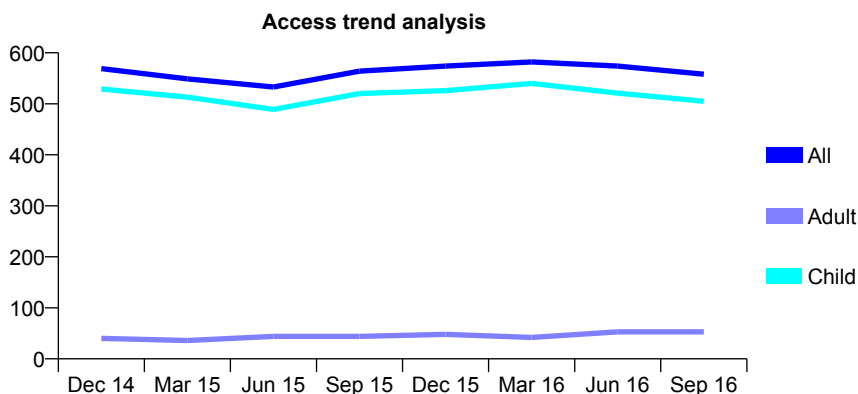
Q60 - Vital Signs At a Glance Contract Report for 577952/0001 - September 2016

Name or company name	MRS CM ARCHER
Contract type name	GDS Contract
Purpose of contract	General
Contract start date	01/04/2006
Contract end date	

16/17 Contracted general activity (UDA)	1,200
Carry forward general activity (UDA)	0
16/17 Contracted orthodontic activity (UOA)	0
Carry forward orthodontic activity (UOA)	0
Baseline contract value	£25,093.66

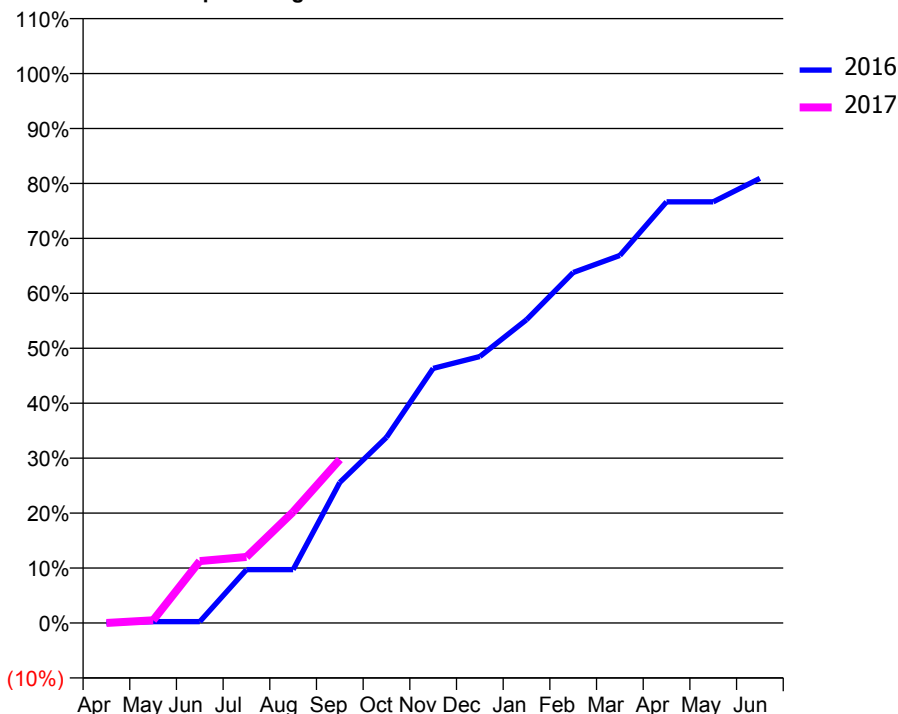
ACCESS*

Patients seen in 24 months	Total	Change since previous quarter
Quarter ending September 2015	564	
Quarter ending December 2015	574	→
Quarter ending March 2016	582	→
Quarter ending June 2016	574	↓
Quarter ending September 2016	558	↓
Variance since September 2015	(1.1%)	↓



ACTIVITY

Cumulative percentage of contracted UDA delivered 2016 & 2017



Adjusted Scheduled Activity (UDA)

Month	2016	2017
April	0	0
May	3	6
June	3	135
July	117	144
August	117	243
September	307	357
October	405	
November	556	
December	582	
January	662	
February	765	
March	803	
April	920	
May	920	
June	971	

QUALITY

	Quantity	Base Number	Contract	AT	Region	England
% of FP17s for the same patient ID Re-attending within 3 months - Children	21	398	5.3%	10.4%	12.0%	12.4%
% of FP17s for the same patient ID Re-attending within 3 months - Adults	0	0	N/A	14.2%	15.9%	16.7%
% of FP17s for the same patient ID Re-attending between 3 & 9 months - Children	223	398	56.0%	59.3%	58.6%	57.4%
% of FP17s for the same patient ID Re-attending between 3 & 9 months - Adults	0	0	N/A	54.4%	51.6%	50.5%
% of FP17s for Band 1 Urgent Courses	6	276	2.2%	6.9%	8.0%	9.1%
% of FP17s Relating to Free Repair or Replacements	0	276	0.0%	0.9%	0.8%	0.8%
% of FP17s Relating to Continuations	0	276	0.0%	1.4%	1.3%	1.3%
% of Patients satisfied with the dentistry they have received	0	0	N/A	93.2%	93.1%	93.2%
% of Patients satisfied with the time they had to wait for an appointment	0	0	N/A	89.3%	89.1%	89.0%

* This is based on patients treated on this contract for their most recent course of treatment. Figures in italics indicate the base number of FP17s or Patient Questionnaire responses are less than 100. N/A is shown where the base number of responses is less than 10 during the period. % is calculated as Quantity/Base number*100

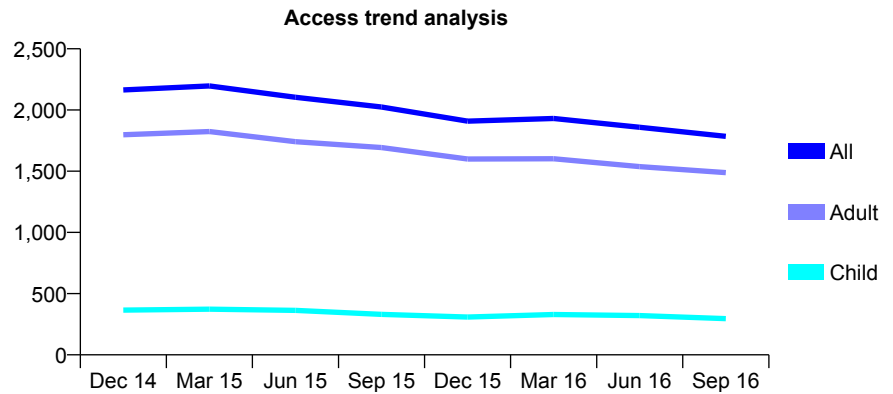
Q60 - Vital Signs At a Glance Contract Report for 604771/0001 - September 2016

Name or company name	MRS AK Chohan
Contract type name	GDS Contract
Purpose of contract	General
Contract start date	09/03/2013
Contract end date	

16/17 Contracted general activity (UDA)	7,664
Carry forward general activity (UDA)	0
16/17 Contracted orthodontic activity (UOA)	0
Carry forward orthodontic activity (UOA)	0
Baseline contract value	£168,377.42

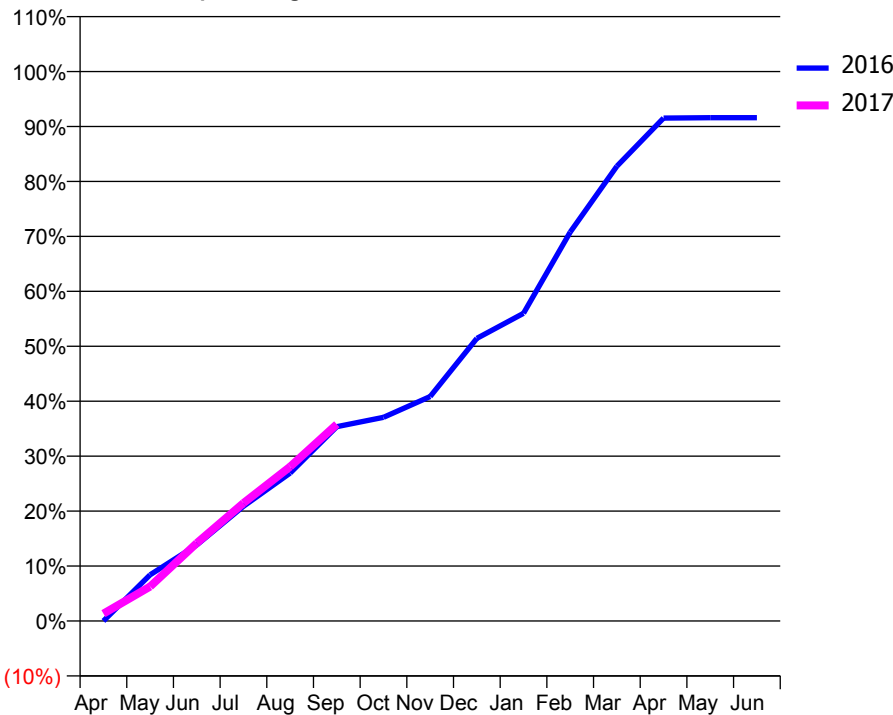
ACCESS*

Patients seen in 24 months	Total	Change since previous quarter
Quarter ending September 2015	2,024	
Quarter ending December 2015	1,909	↓
Quarter ending March 2016	1,931	→
Quarter ending June 2016	1,859	↓
Quarter ending September 2016	1,785	↓
Variance since September 2015	(11.8%)	↓



ACTIVITY

Cumulative percentage of contracted UDA delivered 2016 & 2017



Month	Adjusted Scheduled Activity (UDA)	
	2016	2017
April	0	102
May	644	481
June	1,061	1,086
July	1,600	1,645
August	2,064	2,154
September	2,710	2,744
October	2,841	
November	3,132	
December	3,941	
January	4,291	
February	5,425	
March	6,344	
April	7,014	
May	7,020	
June	7,020	

QUALITY

	Quantity	Base Number	Contract	AT	Region	England
% of FP17s for the same patient ID Re-attending within 3 months - Children	20	196	10.2%	10.4%	12.0%	12.4%
% of FP17s for the same patient ID Re-attending within 3 months - Adults	216	1,074	20.1%	14.2%	15.9%	16.7%
% of FP17s for the same patient ID Re-attending between 3 & 9 months - Children	107	196	54.6%	59.3%	58.6%	57.4%
% of FP17s for the same patient ID Re-attending between 3 & 9 months - Adults	564	1,074	52.5%	54.4%	51.6%	50.5%
% of FP17s for Band 1 Urgent Courses	70	1,063	6.6%	6.9%	8.0%	9.1%
% of FP17s Relating to Free Repair or Replacements	14	1,063	1.3%	0.9%	0.8%	0.8%
% of FP17s Relating to Continuations	18	1,063	1.7%	1.4%	1.3%	1.3%
% of Patients satisfied with the dentistry they have received	4	4	N/A	93.2%	93.1%	93.2%
% of Patients satisfied with the time they had to wait for an appointment	3	4	N/A	89.3%	89.1%	89.0%

* This is based on patients treated on this contract for their most recent course of treatment. Figures in italics indicate the base number of FP17s or Patient Questionnaire responses are less than 100. N/A is shown where the base number of responses is less than 10 during the period. % is calculated as Quantity/Base number*100

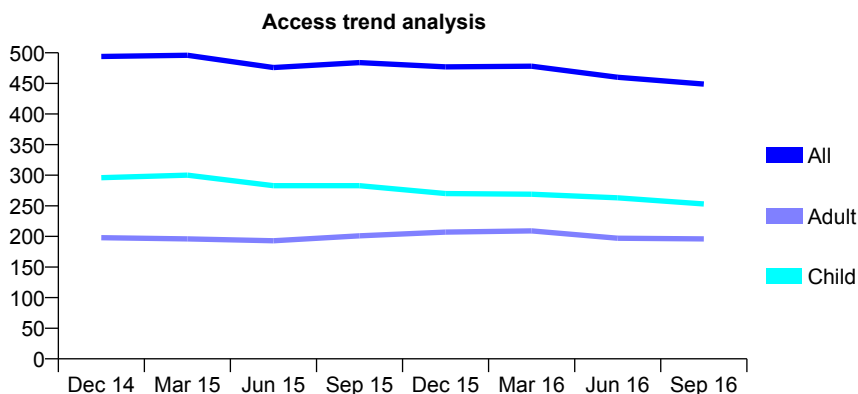
Q60 - Vital Signs At a Glance Contract Report for 623008/0002 - September 2016

Name or company name	MR H RAVAL
Contract type name	GDS Contract
Purpose of contract	General
Contract start date	12/02/2013
Contract end date	

16/17 Contracted general activity (UDA)	1,882
Carry forward general activity (UDA)	0
16/17 Contracted orthodontic activity (UOA)	0
Carry forward orthodontic activity (UOA)	0
Baseline contract value	£48,035.75

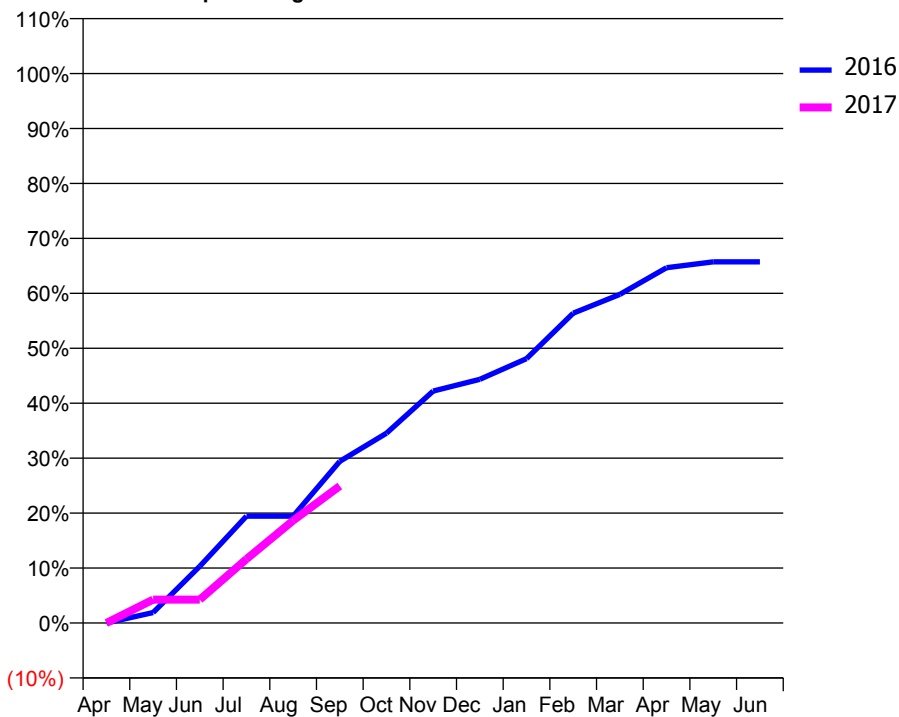
ACCESS*

Patients seen in 24 months	Total	Change since previous quarter
Quarter ending September 2015	484	
Quarter ending December 2015	477	↓
Quarter ending March 2016	478	→
Quarter ending June 2016	460	↓
Quarter ending September 2016	449	↓
Variance since September 2015	(7.2%)	↓



ACTIVITY

Cumulative percentage of contracted UDA delivered 2016 & 2017



Adjusted Scheduled Activity (UDA)

Month	2016	2017
April	0	0
May	36	80
June	194	80
July	366	219
August	366	351
September	554	469
October	650	
November	794	
December	834	
January	905	
February	1,061	
March	1,125	
April	1,217	
May	1,237	
June	1,237	

QUALITY

	Quantity	Base Number	Contract	AT	Region	England
% of FP17s for the same patient ID Re-attending within 3 months - Children	37	246	15.0%	10.4%	12.0%	12.4%
% of FP17s for the same patient ID Re-attending within 3 months - Adults	25	126	19.8%	14.2%	15.9%	16.7%
% of FP17s for the same patient ID Re-attending between 3 & 9 months - Children	157	246	63.8%	59.3%	58.6%	57.4%
% of FP17s for the same patient ID Re-attending between 3 & 9 months - Adults	66	126	52.4%	54.4%	51.6%	50.5%
% of FP17s for Band 1 Urgent Courses	6	304	2.0%	6.9%	8.0%	9.1%
% of FP17s Relating to Free Repair or Replacements	0	304	0.0%	0.9%	0.8%	0.8%
% of FP17s Relating to Continuations	0	304	0.0%	1.4%	1.3%	1.3%
% of Patients satisfied with the dentistry they have received	2	2	N/A	93.2%	93.1%	93.2%
% of Patients satisfied with the time they had to wait for an appointment	2	2	N/A	89.3%	89.1%	89.0%

* This is based on patients treated on this contract for their most recent course of treatment. Figures in italics indicate the base number of FP17s or Patient Questionnaire responses are less than 100. N/A is shown where the base number of responses is less than 10 during the period. % is calculated as Quantity/Base number*100

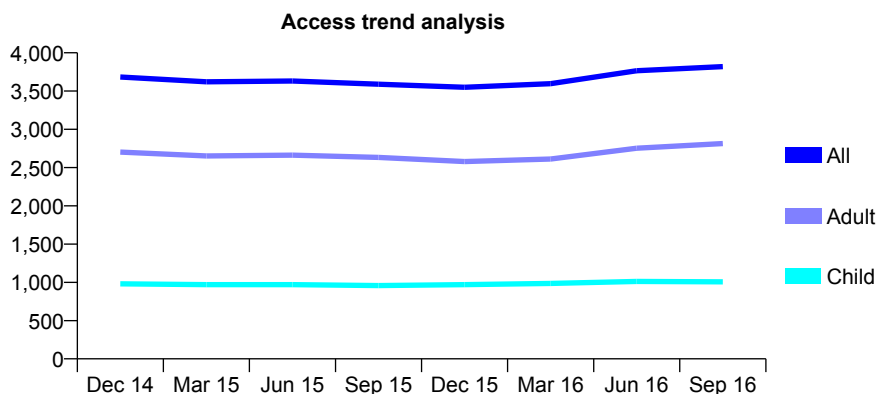
Q60 - Vital Signs At a Glance Contract Report for 623083/0002 - September 2016

Name or company name	MR DN WOODHOUSE
Contract type name	GDS Contract
Purpose of contract	General
Contract start date	05/08/2010
Contract end date	

16/17 Contracted general activity (UDA)	13,902
Carry forward general activity (UDA)	0
16/17 Contracted orthodontic activity (UOA)	0
Carry forward orthodontic activity (UOA)	0
Baseline contract value	£378,342.44

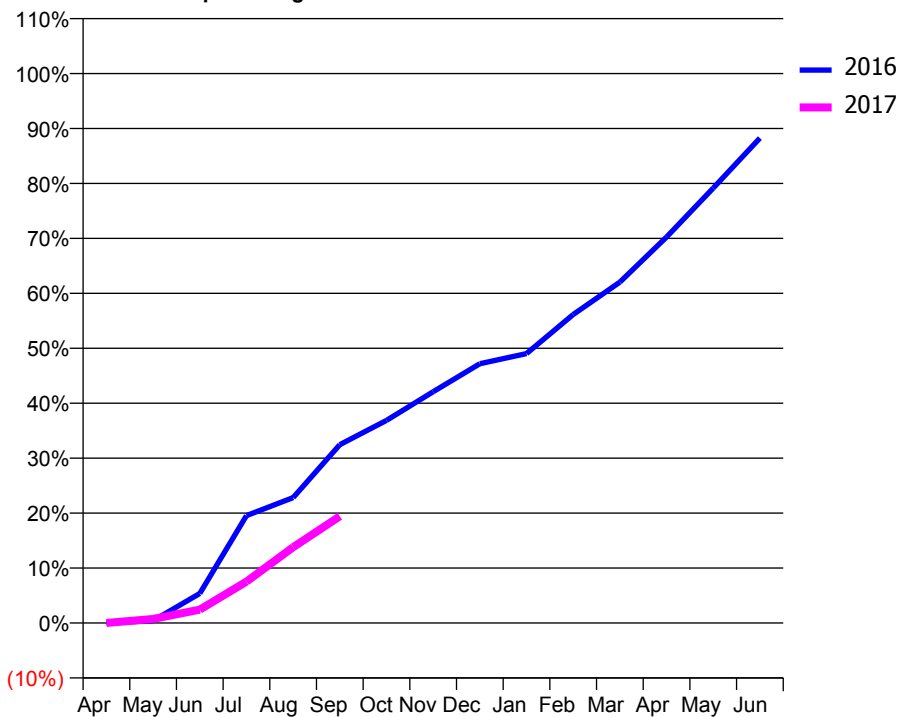
ACCESS*

Patients seen in 24 months	Total	Change since previous quarter
Quarter ending September 2015	3,590	
Quarter ending December 2015	3,549	↓
Quarter ending March 2016	3,597	→
Quarter ending June 2016	3,765	↑
Quarter ending September 2016	3,820	→
Variance since September 2015	6.4%	↑



ACTIVITY

Cumulative percentage of contracted UDA delivered 2016 & 2017



Month	Adjusted Scheduled Activity (UDA)	
	2016	2017
April	0	1
May	58	102
June	746	339
July	2,719	1,047
August	3,172	1,917
September	4,512	2,699
October	5,128	
November	5,851	
December	6,561	
January	6,815	
February	7,805	
March	8,624	
April	9,766	
May	11,002	
June	12,268	

QUALITY

	Quantity	Base Number	Contract	AT	Region	England
% of FP17s for the same patient ID Re-attending within 3 months - Children	88	858	10.3%	10.4%	12.0%	12.4%
% of FP17s for the same patient ID Re-attending within 3 months - Adults	298	2,371	12.6%	14.2%	15.9%	16.7%
% of FP17s for the same patient ID Re-attending between 3 & 9 months - Children	550	858	64.1%	59.3%	58.6%	57.4%
% of FP17s for the same patient ID Re-attending between 3 & 9 months - Adults	1,084	2,371	45.7%	54.4%	51.6%	50.5%
% of FP17s for Band 1 Urgent Courses	50	1,507	3.3%	6.9%	8.0%	9.1%
% of FP17s Relating to Free Repair or Replacements	28	1,507	1.9%	0.9%	0.8%	0.8%
% of FP17s Relating to Continuations	8	1,507	0.5%	1.4%	1.3%	1.3%
% of Patients satisfied with the dentistry they have received	9	9	N/A	93.2%	93.1%	93.2%
% of Patients satisfied with the time they had to wait for an appointment	9	9	N/A	89.3%	89.1%	89.0%

* This is based on patients treated on this contract for their most recent course of treatment. Figures in italics indicate the base number of FP17s or Patient Questionnaire responses are less than 100. N/A is shown where the base number of responses is less than 10 during the period. % is calculated as Quantity/Base number*100

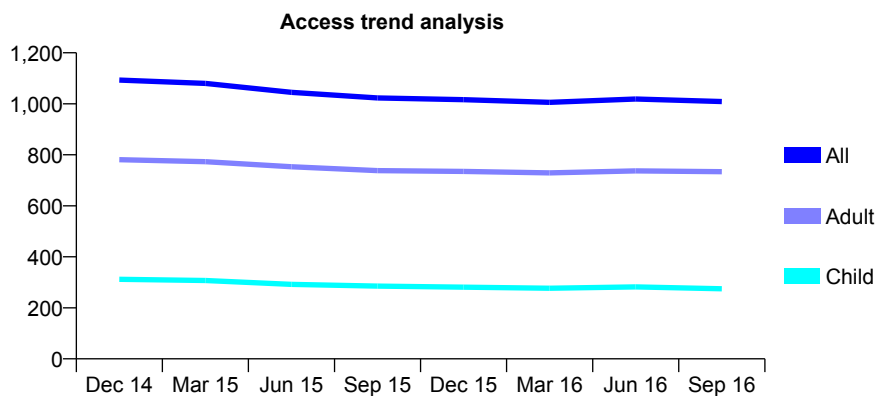
Q60 - Vital Signs At a Glance Contract Report for 634549/0001 - September 2016

Name or company name	MR JP HEALY
Contract type name	GDS Contract
Purpose of contract	General
Contract start date	01/04/2006
Contract end date	

16/17 Contracted general activity (UDA)	3,427
Carry forward general activity (UDA)	-6
16/17 Contracted orthodontic activity (UOA)	0
Carry forward orthodontic activity (UOA)	0
Baseline contract value	£82,578.66

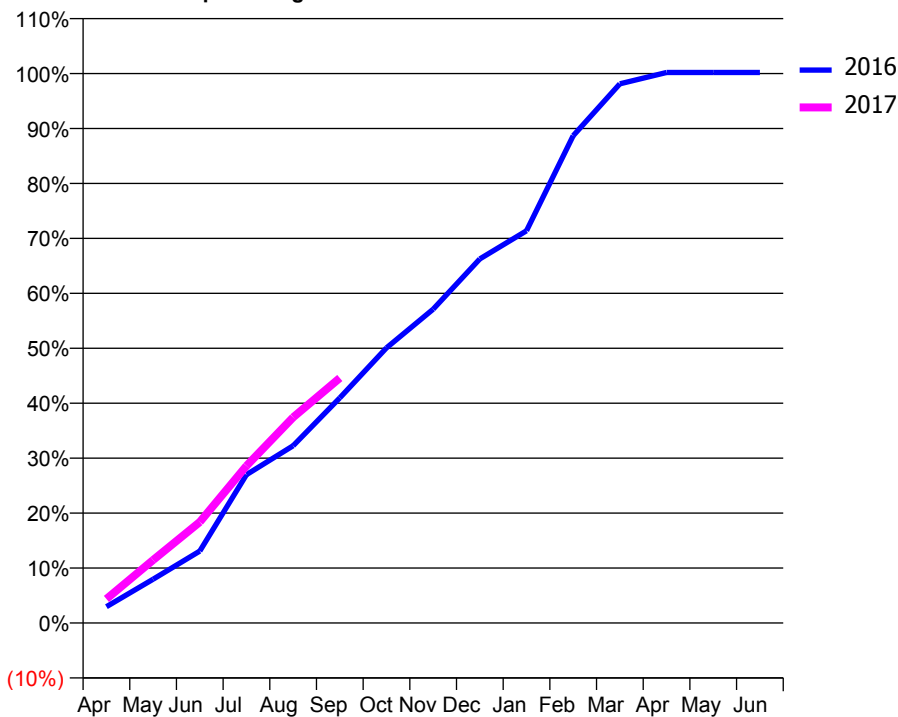
ACCESS*

Patients seen in 24 months	Total	Change since previous quarter
Quarter ending September 2015	1,023	
Quarter ending December 2015	1,016	→
Quarter ending March 2016	1,006	→
Quarter ending June 2016	1,019	→
Quarter ending September 2016	1,009	→
Variance since September 2015	(1.4%)	↓



ACTIVITY

Cumulative percentage of contracted UDA delivered 2016 & 2017



Month	Adjusted Scheduled Activity (UDA)	
	2016	2017
April	102	150
May	273	393
June	449	630
July	925	980
August	1,106	1,283
September	1,404	1,528
October	1,716	
November	1,957	
December	2,271	
January	2,446	
February	3,039	
March	3,363	
April	3,433	
May	3,433	
June	3,433	

QUALITY

	Quantity	Base Number	Contract	AT	Region	England
% of FP17s for the same patient ID Re-attending within 3 months - Children	12	219	5.5%	10.4%	12.0%	12.4%
% of FP17s for the same patient ID Re-attending within 3 months - Adults	128	638	20.1%	14.2%	15.9%	16.7%
% of FP17s for the same patient ID Re-attending between 3 & 9 months - Children	141	219	64.4%	59.3%	58.6%	57.4%
% of FP17s for the same patient ID Re-attending between 3 & 9 months - Adults	384	638	60.2%	54.4%	51.6%	50.5%
% of FP17s for Band 1 Urgent Courses	55	805	6.8%	6.9%	8.0%	9.1%
% of FP17s Relating to Free Repair or Replacements	4	805	0.5%	0.9%	0.8%	0.8%
% of FP17s Relating to Continuations	30	805	3.7%	1.4%	1.3%	1.3%
% of Patients satisfied with the dentistry they have received	2	2	N/A	93.2%	93.1%	93.2%
% of Patients satisfied with the time they had to wait for an appointment	2	2	N/A	89.3%	89.1%	89.0%

* This is based on patients treated on this contract for their most recent course of treatment. Figures in italics indicate the base number of FP17s or Patient Questionnaire responses are less than 100. N/A is shown where the base number of responses is less than 10 during the period. % is calculated as Quantity/Base number*100

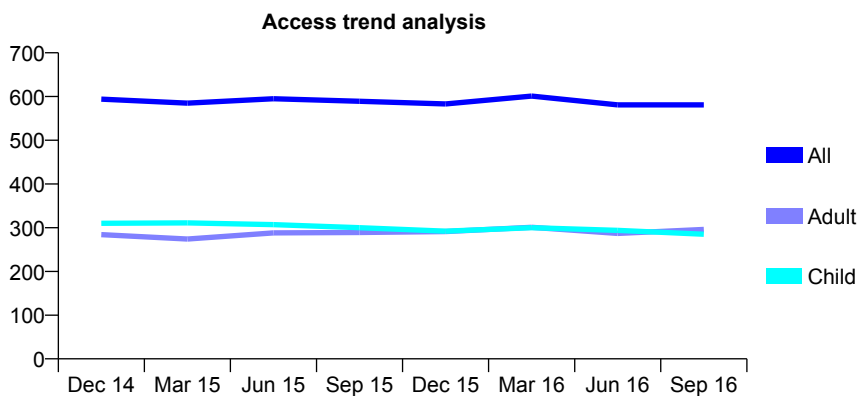
Q60 - Vital Signs At a Glance Contract Report for 643203/0001 - September 2016

Name or company name	MR GP MANZIE
Contract type name	GDS Contract
Purpose of contract	General and Orthodontic
Contract start date	01/04/2006
Contract end date	

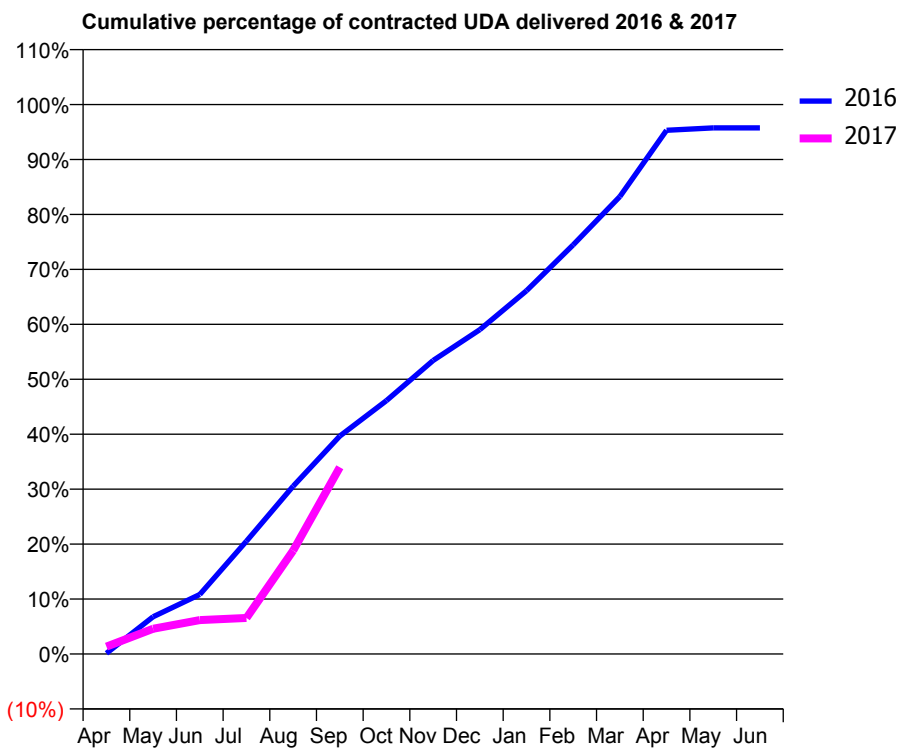
16/17 Contracted general activity (UDA)	1,646
Carry forward general activity (UDA)	0
16/17 Contracted orthodontic activity (UOA)	492
Carry forward orthodontic activity (UOA)	0
Baseline contract value	£79,699.21

ACCESS*

Patients seen in 24 months	Total	Change since previous quarter
Quarter ending September 2015	589	
Quarter ending December 2015	583	↓
Quarter ending March 2016	601	↑
Quarter ending June 2016	581	↓
Quarter ending September 2016	581	→
Variance since September 2015	(1.4%)	↓



ACTIVITY



Month	Adjusted Scheduled Activity (UDA)	
	2016	2017
April	2	22
May	110	76
June	176	102
July	333	108
August	495	310
September	643	559
October	748	
November	866	
December	958	
January	1,072	
February	1,208	
March	1,350	
April	1,546	
May	1,553	
June	1,553	

QUALITY

	Quantity	Base Number	Contract	AT	Region	England
% of FP17s for the same patient ID Re-attending within 3 months - Children	8	195	4.1%	10.4%	12.0%	12.4%
% of FP17s for the same patient ID Re-attending within 3 months - Adults	29	176	16.5%	14.2%	15.9%	16.7%
% of FP17s for the same patient ID Re-attending between 3 & 9 months - Children	101	195	51.8%	59.3%	58.6%	57.4%
% of FP17s for the same patient ID Re-attending between 3 & 9 months - Adults	76	176	43.2%	54.4%	51.6%	50.5%
% of FP17s for Band 1 Urgent Courses	22	265	8.3%	6.9%	8.0%	9.1%
% of FP17s Relating to Free Repair or Replacements	1	265	0.4%	0.9%	0.8%	0.8%
% of FP17s Relating to Continuations	0	265	0.0%	1.4%	1.3%	1.3%
% of Patients satisfied with the dentistry they have received	0	0	N/A	93.2%	93.1%	93.2%
% of Patients satisfied with the time they had to wait for an appointment	0	0	N/A	89.3%	89.1%	89.0%

* This is based on patients treated on this contract for their most recent course of treatment. Figures in italics indicate the base number of FP17s or Patient Questionnaire responses are less than 100. N/A is shown where the base number of responses is less than 10 during the period. % is calculated as Quantity/Base number*100

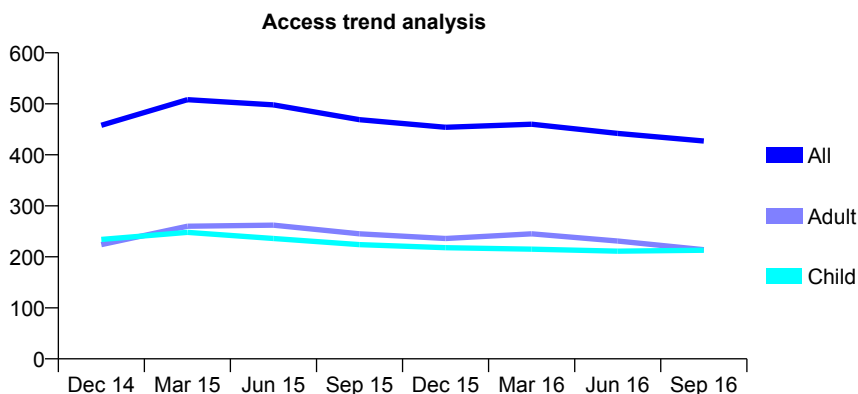
Q60 - Vital Signs At a Glance Contract Report for 652768/0002 - September 2016

Name or company name	MRS NC LAVELLE
Contract type name	GDS Contract
Purpose of contract	General
Contract start date	01/08/2011
Contract end date	

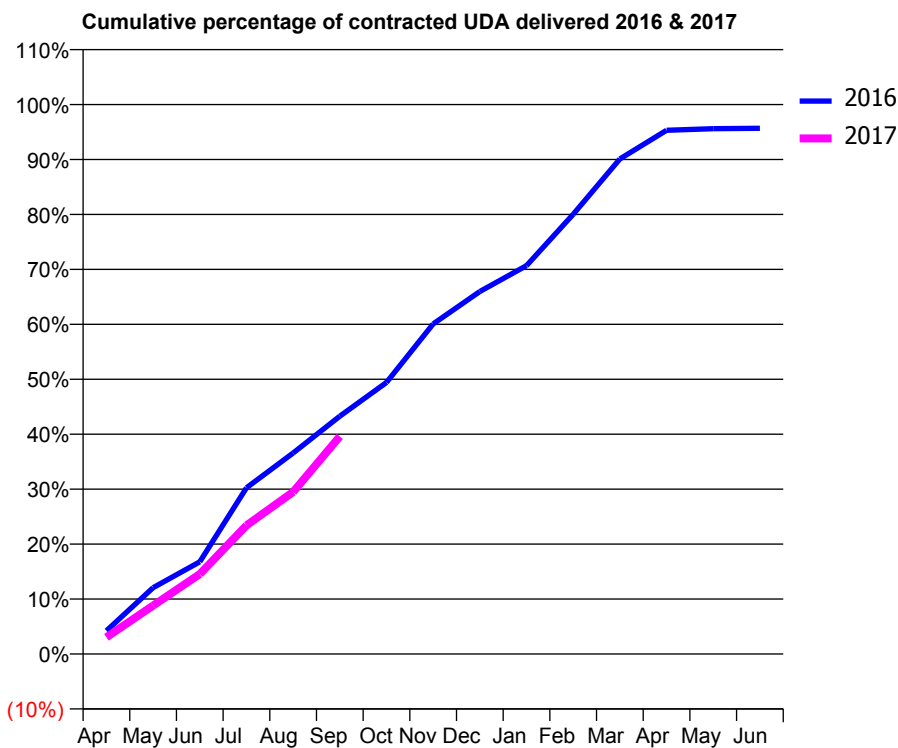
16/17 Contracted general activity (UDA)	1,349
Carry forward general activity (UDA)	0
16/17 Contracted orthodontic activity (UOA)	0
Carry forward orthodontic activity (UOA)	0
Baseline contract value	£28,019.70

ACCESS*

Patients seen in 24 months	Total	Change since previous quarter
Quarter ending September 2015	469	
Quarter ending December 2015	454	↓
Quarter ending March 2016	460	→
Quarter ending June 2016	442	↓
Quarter ending September 2016	427	↓
Variance since September 2015	(9.0%)	↓



ACTIVITY



Month	Adjusted Scheduled Activity (UDA)	
	2016	2017
April	57	41
May	163	119
June	226	196
July	408	316
August	493	398
September	584	534
October	667	
November	810	
December	890	
January	953	
February	1,079	
March	1,215	
April	1,286	
May	1,290	
June	1,291	

QUALITY

	Quantity	Base Number	Contract	AT	Region	England
% of FP17s for the same patient ID Re-attending within 3 months - Children	23	184	12.5%	10.4%	12.0%	12.4%
% of FP17s for the same patient ID Re-attending within 3 months - Adults	23	128	18.0%	14.2%	15.9%	16.7%
% of FP17s for the same patient ID Re-attending between 3 & 9 months - Children	139	184	75.5%	59.3%	58.6%	57.4%
% of FP17s for the same patient ID Re-attending between 3 & 9 months - Adults	83	128	64.8%	54.4%	51.6%	50.5%
% of FP17s for Band 1 Urgent Courses	25	278	9.0%	6.9%	8.0%	9.1%
% of FP17s Relating to Free Repair or Replacements	1	278	0.4%	0.9%	0.8%	0.8%
% of FP17s Relating to Continuations	3	278	1.1%	1.4%	1.3%	1.3%
% of Patients satisfied with the dentistry they have received	1	1	N/A	93.2%	93.1%	93.2%
% of Patients satisfied with the time they had to wait for an appointment	1	1	N/A	89.3%	89.1%	89.0%

* This is based on patients treated on this contract for their most recent course of treatment. Figures in italics indicate the base number of FP17s or Patient Questionnaire responses are less than 100. N/A is shown where the base number of responses is less than 10 during the period. % is calculated as Quantity/Base number*100

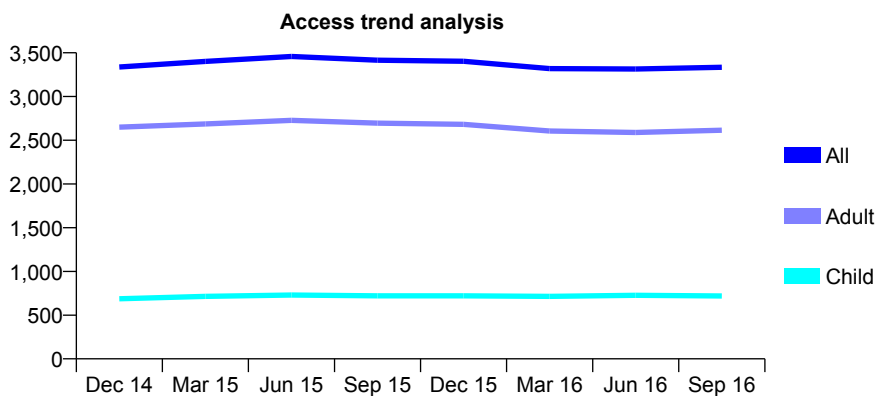
Q60 - Vital Signs At a Glance Contract Report for 653071/0001 - September 2016

Name or company name	MISS SS KHAIRA
Contract type name	GDS Contract
Purpose of contract	General
Contract start date	01/05/2011
Contract end date	

16/17 Contracted general activity (UDA)	9,851
Carry forward general activity (UDA)	-180
16/17 Contracted orthodontic activity (UOA)	0
Carry forward orthodontic activity (UOA)	0
Baseline contract value	£193,125.58

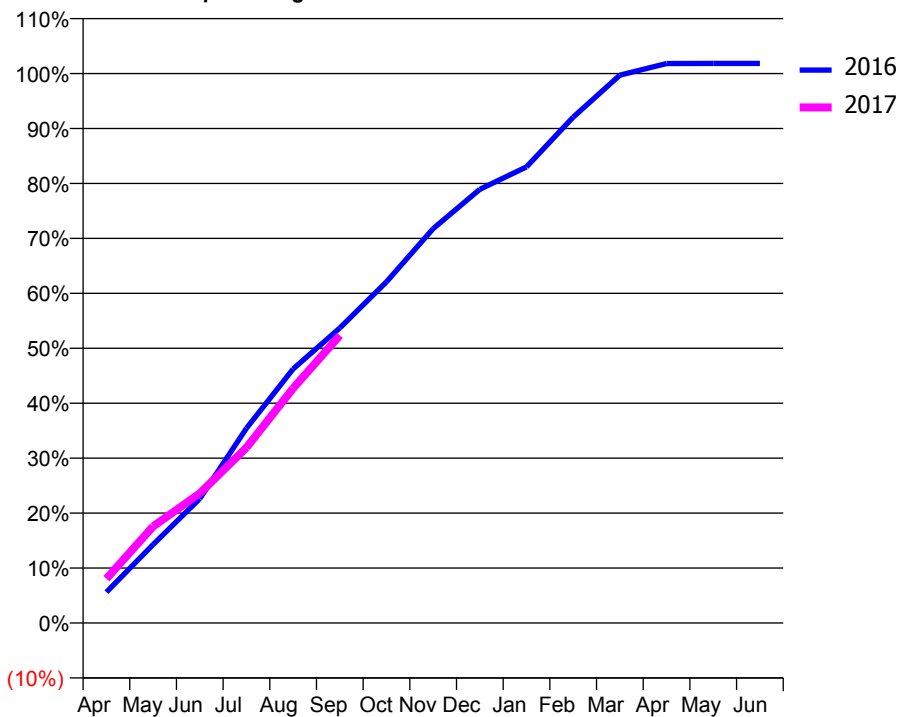
ACCESS*

Patients seen in 24 months	Total	Change since previous quarter
Quarter ending September 2015	3,416	
Quarter ending December 2015	3,403	→
Quarter ending March 2016	3,319	↓
Quarter ending June 2016	3,315	→
Quarter ending September 2016	3,334	→
Variance since September 2015	(2.4%)	↓



ACTIVITY

Cumulative percentage of contracted UDA delivered 2016 & 2017



Adjusted Scheduled Activity (UDA)

Month	2016	2017
April	553	795
May	1,407	1,731
June	2,230	2,324
July	3,490	3,146
August	4,556	4,208
September	5,289	5,155
October	6,116	
November	7,071	
December	7,775	
January	8,176	
February	9,068	
March	9,821	
April	10,030	
May	10,031	
June	10,031	

QUALITY

	Quantity	Base Number	Contract	AT	Region	England
% of FP17s for the same patient ID Re-attending within 3 months - Children	51	583	8.7%	10.4%	12.0%	12.4%
% of FP17s for the same patient ID Re-attending within 3 months - Adults	189	1,732	10.9%	14.2%	15.9%	16.7%
% of FP17s for the same patient ID Re-attending between 3 & 9 months - Children	340	583	58.3%	59.3%	58.6%	57.4%
% of FP17s for the same patient ID Re-attending between 3 & 9 months - Adults	1,020	1,732	58.9%	54.4%	51.6%	50.5%
% of FP17s for Band 1 Urgent Courses	51	2,191	2.3%	6.9%	8.0%	9.1%
% of FP17s Relating to Free Repair or Replacements	29	2,191	1.3%	0.9%	0.8%	0.8%
% of FP17s Relating to Continuations	17	2,191	0.8%	1.4%	1.3%	1.3%
% of Patients satisfied with the dentistry they have received	4	4	N/A	93.2%	93.1%	93.2%
% of Patients satisfied with the time they had to wait for an appointment	4	4	N/A	89.3%	89.1%	89.0%

* This is based on patients treated on this contract for their most recent course of treatment. Figures in italics indicate the base number of FP17s or Patient Questionnaire responses are less than 100. N/A is shown where the base number of responses is less than 10 during the period. % is calculated as Quantity/Base number*100

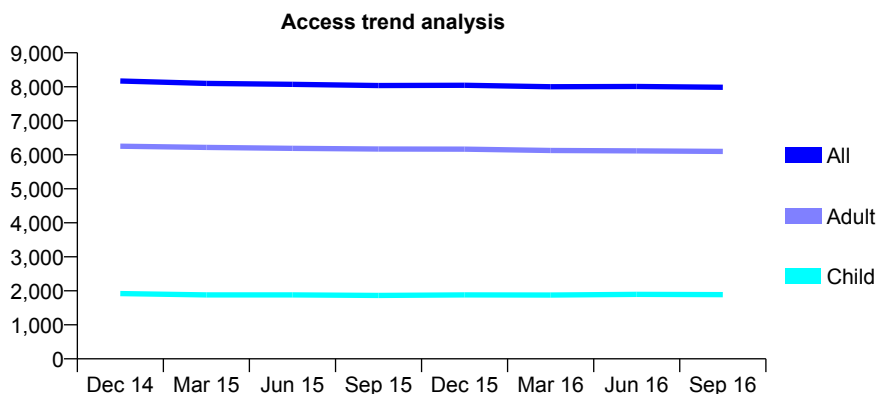
Q60 - Vital Signs At a Glance Contract Report for 655813/0001 - September 2016

Name or company name	MR PR BASON
Contract type name	GDS Contract
Purpose of contract	General and Orthodontic
Contract start date	01/04/2006
Contract end date	

16/17 Contracted general activity (UDA)	23,040
Carry forward general activity (UDA)	0
16/17 Contracted orthodontic activity (UOA)	0
Carry forward orthodontic activity (UOA)	0
Baseline contract value	£658,451.93

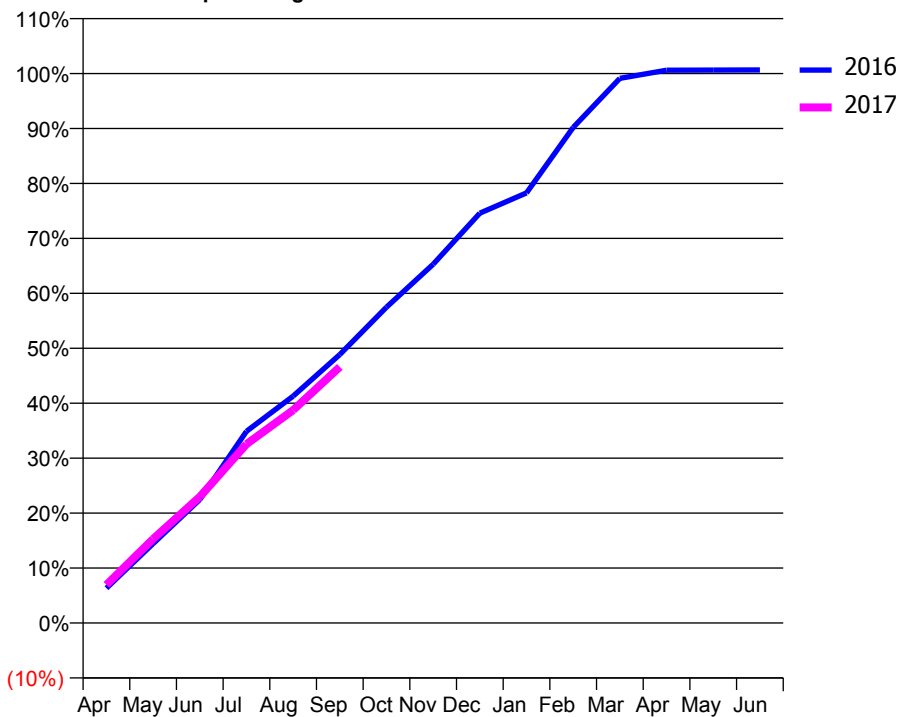
ACCESS*

Patients seen in 24 months	Total	Change since previous quarter
Quarter ending September 2015	8,038	
Quarter ending December 2015	8,046	→
Quarter ending March 2016	8,003	→
Quarter ending June 2016	8,010	→
Quarter ending September 2016	7,987	→
Variance since September 2015	(0.6%)	→



ACTIVITY

Cumulative percentage of contracted UDA delivered 2016 & 2017



Month	Adjusted Scheduled Activity (UDA)	
	2016	2017
April	1,464	1,603
May	3,331	3,524
June	5,174	5,291
July	8,039	7,503
August	9,516	8,928
September	11,256	10,740
October	13,243	
November	15,043	
December	17,186	
January	18,032	
February	20,778	
March	22,838	
April	23,178	
May	23,185	
June	23,188	

QUALITY

	Quantity	Base Number	Contract	AT	Region	England
% of FP17s for the same patient ID Re-attending within 3 months - Children	70	1,512	4.6%	10.4%	12.0%	12.4%
% of FP17s for the same patient ID Re-attending within 3 months - Adults	641	5,208	12.3%	14.2%	15.9%	16.7%
% of FP17s for the same patient ID Re-attending between 3 & 9 months - Children	1,056	1,512	69.8%	59.3%	58.6%	57.4%
% of FP17s for the same patient ID Re-attending between 3 & 9 months - Adults	3,844	5,208	73.8%	54.4%	51.6%	50.5%
% of FP17s for Band 1 Urgent Courses	177	6,553	2.7%	6.9%	8.0%	9.1%
% of FP17s Relating to Free Repair or Replacements	16	6,553	0.2%	0.9%	0.8%	0.8%
% of FP17s Relating to Continuations	196	6,553	3.0%	1.4%	1.3%	1.3%
% of Patients satisfied with the dentistry they have received	12	12	100.0%	93.2%	93.1%	93.2%
% of Patients satisfied with the time they had to wait for an appointment	12	12	100.0%	89.3%	89.1%	89.0%

* This is based on patients treated on this contract for their most recent course of treatment. Figures in italics indicate the base number of FP17s or Patient Questionnaire responses are less than 100. N/A is shown where the base number of responses is less than 10 during the period. % is calculated as Quantity/Base number*100

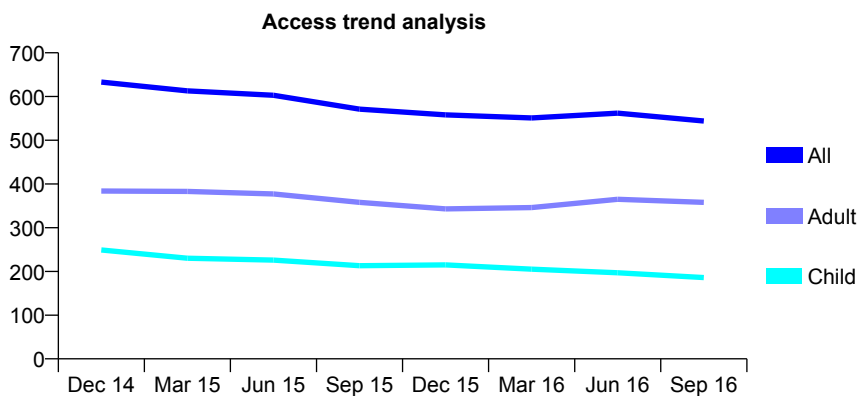
Q60 - Vital Signs At a Glance Contract Report for 659398/0001 - September 2016

Name or company name	MR FD HARRINGTON
Contract type name	GDS Contract
Purpose of contract	General
Contract start date	01/04/2006
Contract end date	

16/17 Contracted general activity (UDA)	1,282
Carry forward general activity (UDA)	0
16/17 Contracted orthodontic activity (UOA)	0
Carry forward orthodontic activity (UOA)	0
Baseline contract value	£35,607.10

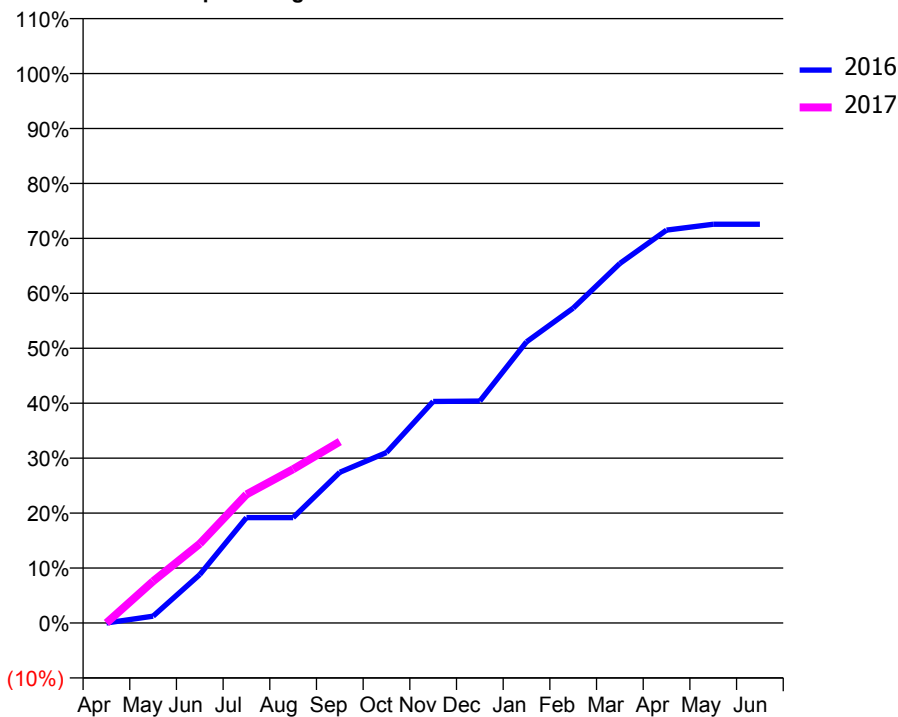
ACCESS*

Patients seen in 24 months	Total	Change since previous quarter
Quarter ending September 2015	571	
Quarter ending December 2015	558	↓
Quarter ending March 2016	551	↓
Quarter ending June 2016	562	→
Quarter ending September 2016	544	↓
Variance since September 2015	(4.7%)	↓



ACTIVITY

Cumulative percentage of contracted UDA delivered 2016 & 2017



Adjusted Scheduled Activity (UDA)

Month	2016	2017
April	0	0
May	16	98
June	113	185
July	246	300
August	246	359
September	352	423
October	398	
November	517	
December	518	
January	656	
February	735	
March	839	
April	917	
May	930	
June	930	

QUALITY

	Quantity	Base Number	Contract	AT	Region	England
% of FP17s for the same patient ID Re-attending within 3 months - Children	2	93	2.2%	10.4%	12.0%	12.4%
% of FP17s for the same patient ID Re-attending within 3 months - Adults	22	176	12.5%	14.2%	15.9%	16.7%
% of FP17s for the same patient ID Re-attending between 3 & 9 months - Children	48	93	51.6%	59.3%	58.6%	57.4%
% of FP17s for the same patient ID Re-attending between 3 & 9 months - Adults	46	176	26.1%	54.4%	51.6%	50.5%
% of FP17s for Band 1 Urgent Courses	36	221	16.3%	6.9%	8.0%	9.1%
% of FP17s Relating to Free Repair or Replacements	0	221	0.0%	0.9%	0.8%	0.8%
% of FP17s Relating to Continuations	0	221	0.0%	1.4%	1.3%	1.3%
% of Patients satisfied with the dentistry they have received	2	2	N/A	93.2%	93.1%	93.2%
% of Patients satisfied with the time they had to wait for an appointment	2	2	N/A	89.3%	89.1%	89.0%

* This is based on patients treated on this contract for their most recent course of treatment. Figures in italics indicate the base number of FP17s or Patient Questionnaire responses are less than 100. N/A is shown where the base number of responses is less than 10 during the period. % is calculated as Quantity/Base number*100

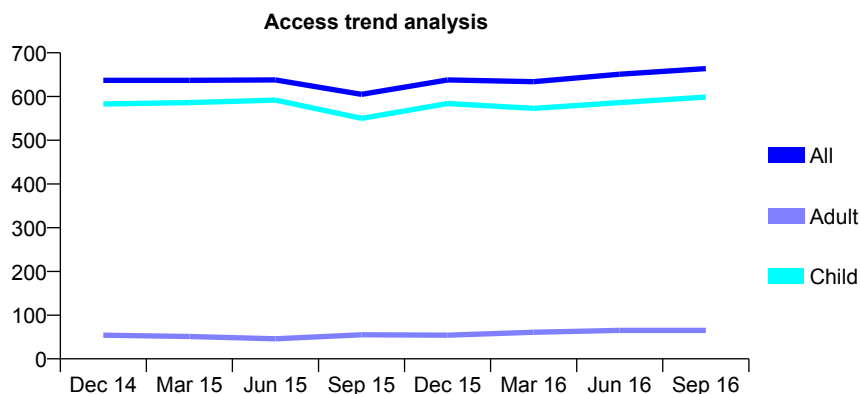
Q60 - Vital Signs At a Glance Contract Report for 659908/0001 - September 2016

Name or company name	MRS JD ROBSON
Contract type name	GDS Contract
Purpose of contract	General
Contract start date	01/04/2006
Contract end date	

16/17 Contracted general activity (UDA)	1,200
Carry forward general activity (UDA)	0
16/17 Contracted orthodontic activity (UOA)	0
Carry forward orthodontic activity (UOA)	0
Baseline contract value	£25,484.67

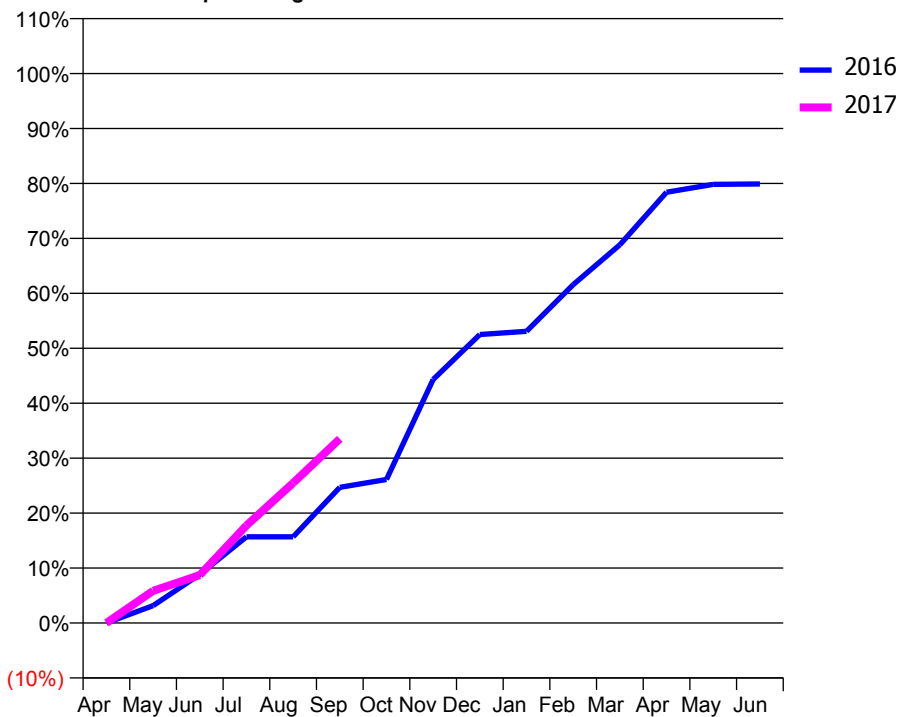
ACCESS*

Patients seen in 24 months	Total	Change since previous quarter
Quarter ending September 2015	605	
Quarter ending December 2015	638	↑
Quarter ending March 2016	634	→
Quarter ending June 2016	651	↑
Quarter ending September 2016	664	→
Variance since September 2015	9.8%	↑



ACTIVITY

Cumulative percentage of contracted UDA delivered 2016 & 2017



Month	Adjusted Scheduled Activity (UDA)	
	2016	2017
April	0	0
May	38	70
June	106	105
July	188	213
August	188	306
September	296	402
October	313	
November	532	
December	630	
January	637	
February	739	
March	826	
April	941	
May	958	
June	959	

QUALITY

	Quantity	Base Number	Contract	AT	Region	England
% of FP17s for the same patient ID Re-attending within 3 months - Children	19	434	4.4%	10.4%	12.0%	12.4%
% of FP17s for the same patient ID Re-attending within 3 months - Adults	0	0	N/A	14.2%	15.9%	16.7%
% of FP17s for the same patient ID Re-attending between 3 & 9 months - Children	210	434	48.4%	59.3%	58.6%	57.4%
% of FP17s for the same patient ID Re-attending between 3 & 9 months - Adults	0	0	N/A	54.4%	51.6%	50.5%
% of FP17s for Band 1 Urgent Courses	11	324	3.4%	6.9%	8.0%	9.1%
% of FP17s Relating to Free Repair or Replacements	0	324	0.0%	0.9%	0.8%	0.8%
% of FP17s Relating to Continuations	0	324	0.0%	1.4%	1.3%	1.3%
% of Patients satisfied with the dentistry they have received	0	0	N/A	93.2%	93.1%	93.2%
% of Patients satisfied with the time they had to wait for an appointment	0	0	N/A	89.3%	89.1%	89.0%

* This is based on patients treated on this contract for their most recent course of treatment. Figures in italics indicate the base number of FP17s or Patient Questionnaire responses are less than 100. N/A is shown where the base number of responses is less than 10 during the period. % is calculated as Quantity/Base number*100

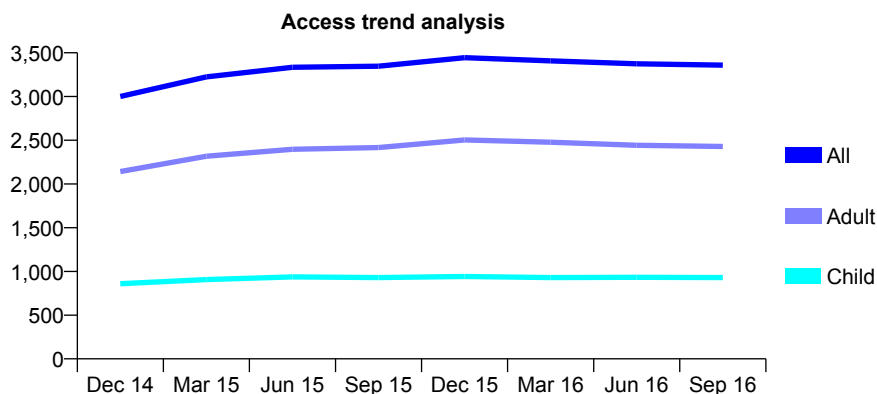
Q60 - Vital Signs At a Glance Contract Report for 661708/0002 - September 2016

Name or company name	MR HS BASRA
Contract type name	GDS Contract
Purpose of contract	General
Contract start date	01/12/2013
Contract end date	

16/17 Contracted general activity (UDA)	9,034
Carry forward general activity (UDA)	0
16/17 Contracted orthodontic activity (UOA)	0
Carry forward orthodontic activity (UOA)	0
Baseline contract value	£189,395.46

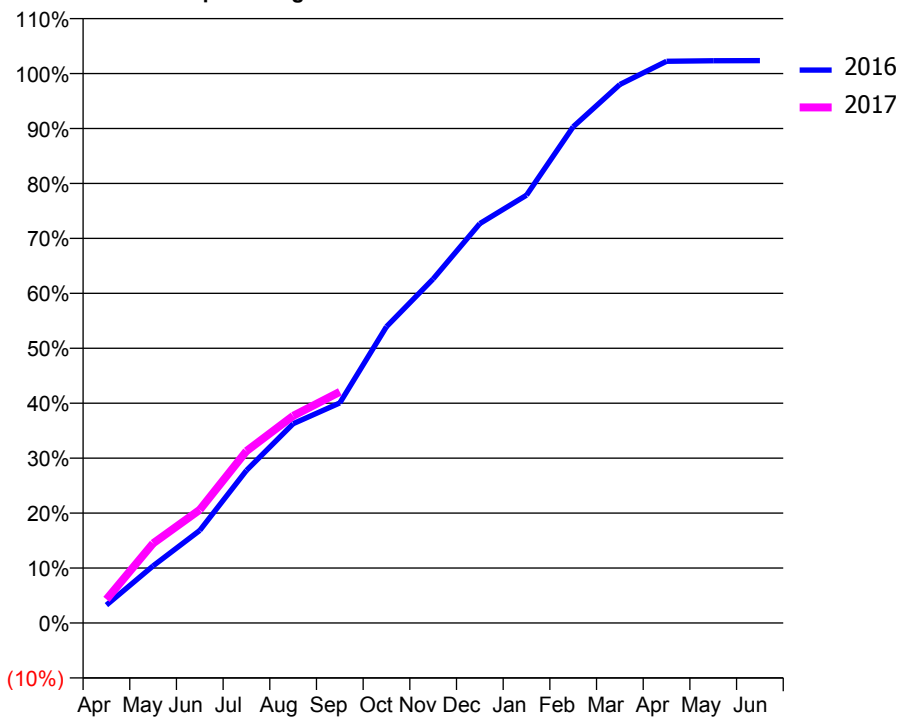
ACCESS*

Patients seen in 24 months	Total	Change since previous quarter
Quarter ending September 2015	3,346	
Quarter ending December 2015	3,444	↑
Quarter ending March 2016	3,407	↓
Quarter ending June 2016	3,374	→
Quarter ending September 2016	3,359	→
Variance since September 2015	0.4%	→



ACTIVITY

Cumulative percentage of contracted UDA delivered 2016 & 2017



Month	Adjusted Scheduled Activity (UDA)	
	2016	2017
April	295	389
May	939	1,309
June	1,524	1,863
July	2,510	2,827
August	3,275	3,405
September	3,619	3,801
October	4,872	
November	5,657	
December	6,568	
January	7,034	
February	8,158	
March	8,854	
April	9,235	
May	9,243	
June	9,246	

QUALITY

	Quantity	Base Number	Contract	AT	Region	England
% of FP17s for the same patient ID Re-attending within 3 months - Children	49	758	6.5%	10.4%	12.0%	12.4%
% of FP17s for the same patient ID Re-attending within 3 months - Adults	319	1,972	16.2%	14.2%	15.9%	16.7%
% of FP17s for the same patient ID Re-attending between 3 & 9 months - Children	536	758	70.7%	59.3%	58.6%	57.4%
% of FP17s for the same patient ID Re-attending between 3 & 9 months - Adults	1,355	1,972	68.7%	54.4%	51.6%	50.5%
% of FP17s for Band 1 Urgent Courses	173	2,458	7.0%	6.9%	8.0%	9.1%
% of FP17s Relating to Free Repair or Replacements	18	2,458	0.7%	0.9%	0.8%	0.8%
% of FP17s Relating to Continuations	58	2,458	2.4%	1.4%	1.3%	1.3%
% of Patients satisfied with the dentistry they have received	7	7	N/A	93.2%	93.1%	93.2%
% of Patients satisfied with the time they had to wait for an appointment	7	7	N/A	89.3%	89.1%	89.0%

* This is based on patients treated on this contract for their most recent course of treatment. Figures in italics indicate the base number of FP17s or Patient Questionnaire responses are less than 100. N/A is shown where the base number of responses is less than 10 during the period. % is calculated as Quantity/Base number*100

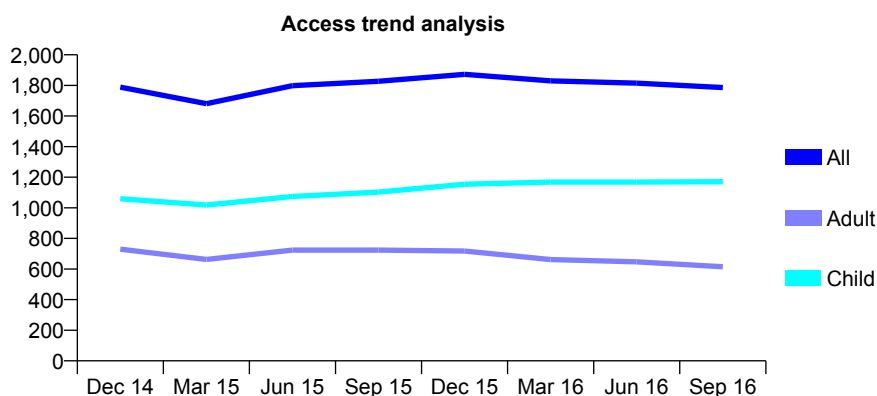
Q60 - Vital Signs At a Glance Contract Report for 670340/0002 - September 2016

Name or company name	MR LR SUMMERFIELD
Contract type name	GDS Contract
Purpose of contract	General
Contract start date	23/03/2009
Contract end date	

16/17 Contracted general activity (UDA)	6,000
Carry forward general activity (UDA)	0
16/17 Contracted orthodontic activity (UOA)	0
Carry forward orthodontic activity (UOA)	0
Baseline contract value	£160,035.00

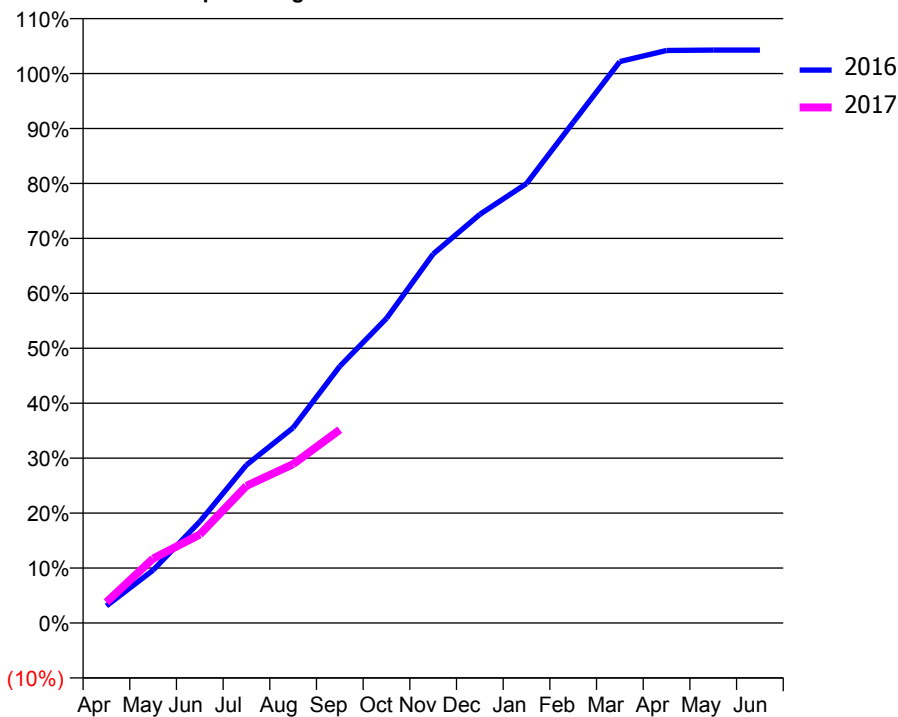
ACCESS*

Patients seen in 24 months	Total	Change since previous quarter
Quarter ending September 2015	1,827	
Quarter ending December 2015	1,872	↑
Quarter ending March 2016	1,830	↓
Quarter ending June 2016	1,815	→
Quarter ending September 2016	1,786	↓
Variance since September 2015	(2.2%)	↓



ACTIVITY

Cumulative percentage of contracted UDA delivered 2016 & 2017



Adjusted Scheduled Activity (UDA)

Month	2016	2017
April	156	228
May	481	704
June	923	965
July	1,438	1,497
August	1,777	1,735
September	2,337	2,111
October	2,772	
November	3,358	
December	3,718	
January	3,998	
February	4,556	
March	5,108	
April	5,209	
May	5,213	
June	5,213	

QUALITY

	Quantity	Base Number	Contract	AT	Region	England
% of FP17s for the same patient ID Re-attending within 3 months - Children	65	710	9.2%	10.4%	12.0%	12.4%
% of FP17s for the same patient ID Re-attending within 3 months - Adults	22	220	10.0%	14.2%	15.9%	16.7%
% of FP17s for the same patient ID Re-attending between 3 & 9 months - Children	351	710	49.4%	59.3%	58.6%	57.4%
% of FP17s for the same patient ID Re-attending between 3 & 9 months - Adults	117	220	53.2%	54.4%	51.6%	50.5%
% of FP17s for Band 1 Urgent Courses	11	867	1.3%	6.9%	8.0%	9.1%
% of FP17s Relating to Free Repair or Replacements	0	867	0.0%	0.9%	0.8%	0.8%
% of FP17s Relating to Continuations	0	867	0.0%	1.4%	1.3%	1.3%
% of Patients satisfied with the dentistry they have received	3	3	N/A	93.2%	93.1%	93.2%
% of Patients satisfied with the time they had to wait for an appointment	3	3	N/A	89.3%	89.1%	89.0%

* This is based on patients treated on this contract for their most recent course of treatment. Figures in italics indicate the base number of FP17s or Patient Questionnaire responses are less than 100. N/A is shown where the base number of responses is less than 10 during the period. % is calculated as Quantity/Base number*100

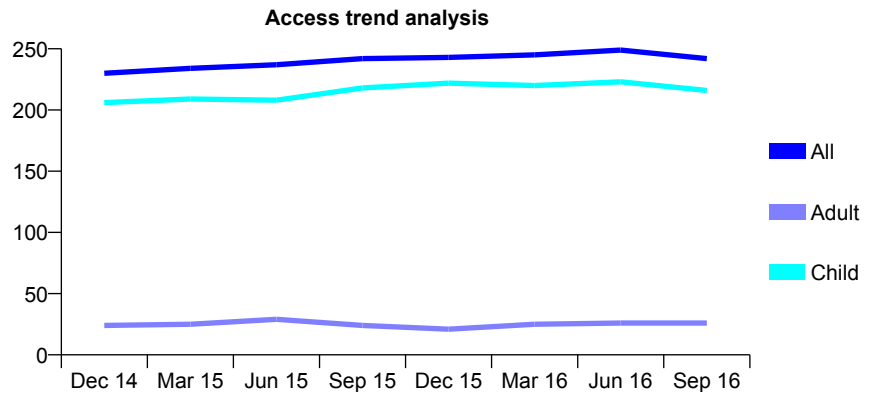
Q60 - Vital Signs At a Glance Contract Report for 676195/0001 - September 2016

Name or company name	MR PN RICHARDS
Contract type name	GDS Contract
Purpose of contract	General
Contract start date	01/04/2013
Contract end date	

16/17 Contracted general activity (UDA)	570
Carry forward general activity (UDA)	0
16/17 Contracted orthodontic activity (UOA)	0
Carry forward orthodontic activity (UOA)	0
Baseline contract value	£12,447.40

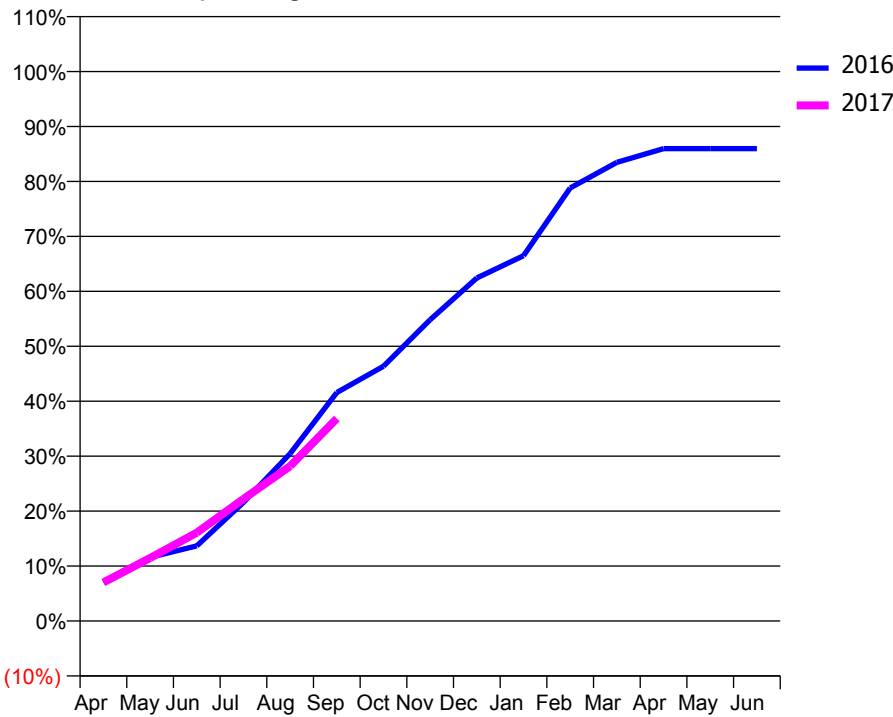
ACCESS*

Patients seen in 24 months	Total	Change since previous quarter
Quarter ending September 2015	242	
Quarter ending December 2015	243	→
Quarter ending March 2016	245	→
Quarter ending June 2016	249	→
Quarter ending September 2016	242	↓
Variance since September 2015	0.0%	→



ACTIVITY

Cumulative percentage of contracted UDA delivered 2016 & 2017



Month	Adjusted Scheduled Activity (UDA)	
	2016	2017
April	40	40
May	66	65
June	78	92
July	123	127
August	174	161
September	237	210
October	264	
November	313	
December	356	
January	379	
February	449	
March	476	
April	490	
May	490	
June	490	

QUALITY

	Quantity	Base Number	Contract	AT	Region	England
% of FP17s for the same patient ID Re-attending within 3 months - Children	6	205	2.9%	10.4%	12.0%	12.4%
% of FP17s for the same patient ID Re-attending within 3 months - Adults	0	0	N/A	14.2%	15.9%	16.7%
% of FP17s for the same patient ID Re-attending between 3 & 9 months - Children	156	205	76.1%	59.3%	58.6%	57.4%
% of FP17s for the same patient ID Re-attending between 3 & 9 months - Adults	0	0	N/A	54.4%	51.6%	50.5%
% of FP17s for Band 1 Urgent Courses	5	191	2.6%	6.9%	8.0%	9.1%
% of FP17s Relating to Free Repair or Replacements	0	191	0.0%	0.9%	0.8%	0.8%
% of FP17s Relating to Continuations	0	191	0.0%	1.4%	1.3%	1.3%
% of Patients satisfied with the dentistry they have received	0	0	N/A	93.2%	93.1%	93.2%
% of Patients satisfied with the time they had to wait for an appointment	0	0	N/A	89.3%	89.1%	89.0%

* This is based on patients treated on this contract for their most recent course of treatment. Figures in italics indicate the base number of FP17s or Patient Questionnaire responses are less than 100. N/A is shown where the base number of responses is less than 10 during the period. % is calculated as Quantity/Base number*100

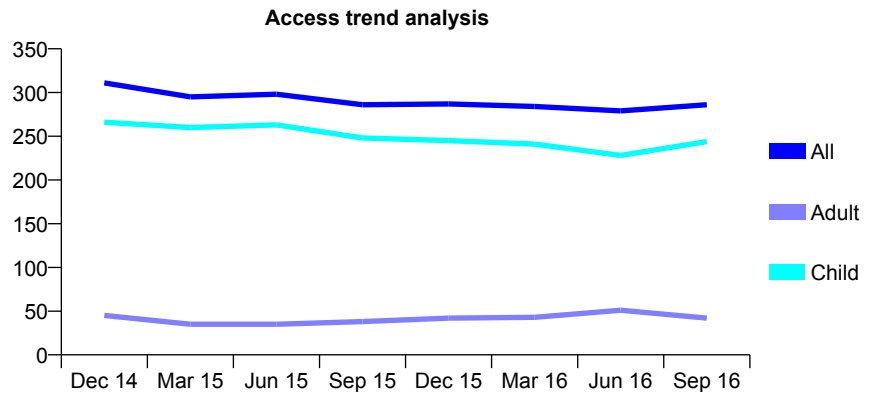
Q60 - Vital Signs At a Glance Contract Report for 676233/0001 - September 2016

Name or company name	MR NT JENKINS
Contract type name	GDS Contract
Purpose of contract	General
Contract start date	15/09/2006
Contract end date	

16/17 Contracted general activity (UDA)	829
Carry forward general activity (UDA)	0
16/17 Contracted orthodontic activity (UOA)	0
Carry forward orthodontic activity (UOA)	0
Baseline contract value	£18,937.83

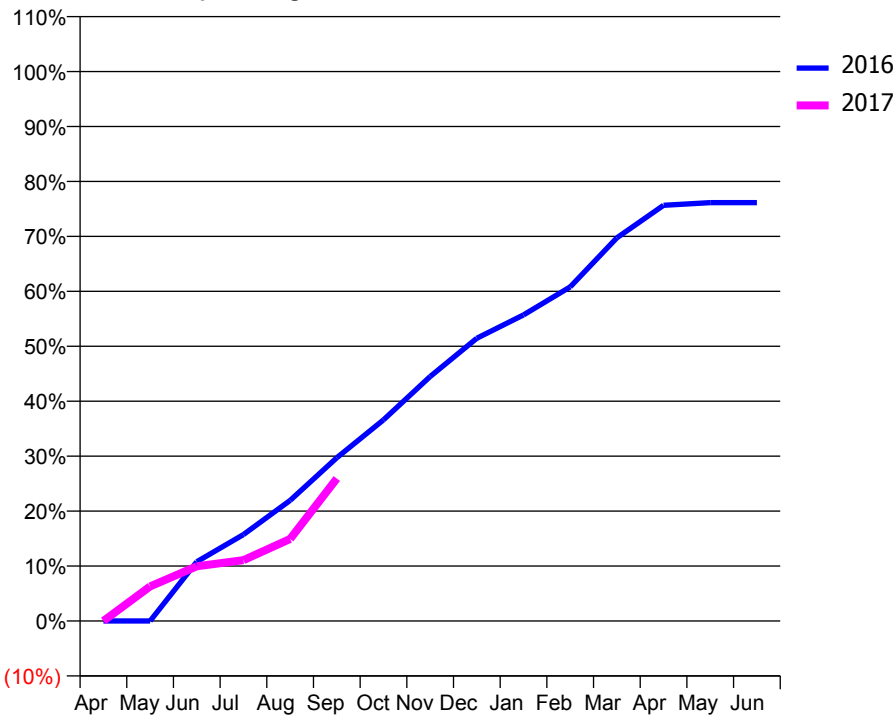
ACCESS*

Patients seen in 24 months	Total	Change since previous quarter
Quarter ending September 2015	286	
Quarter ending December 2015	287	→
Quarter ending March 2016	284	↓
Quarter ending June 2016	279	↓
Quarter ending September 2016	286	↑
Variance since September 2015	0.0%	→



ACTIVITY

Cumulative percentage of contracted UDA delivered 2016 & 2017



Month	Adjusted Scheduled Activity (UDA)	
	2016	2017
April	0	0
May	0	52
June	89	83
July	130	92
August	182	124
September	246	215
October	303	
November	369	
December	427	
January	462	
February	504	
March	578	
April	627	
May	631	
June	631	

QUALITY

	Quantity	Base Number	Contract	AT	Region	England
% of FP17s for the same patient ID Re-attending within 3 months - Children	12	206	5.8%	10.4%	12.0%	12.4%
% of FP17s for the same patient ID Re-attending within 3 months - Adults	0	0	N/A	14.2%	15.9%	16.7%
% of FP17s for the same patient ID Re-attending between 3 & 9 months - Children	153	206	74.3%	59.3%	58.6%	57.4%
% of FP17s for the same patient ID Re-attending between 3 & 9 months - Adults	0	0	N/A	54.4%	51.6%	50.5%
% of FP17s for Band 1 Urgent Courses	5	172	2.9%	6.9%	8.0%	9.1%
% of FP17s Relating to Free Repair or Replacements	0	172	0.0%	0.9%	0.8%	0.8%
% of FP17s Relating to Continuations	0	172	0.0%	1.4%	1.3%	1.3%
% of Patients satisfied with the dentistry they have received	0	0	N/A	93.2%	93.1%	93.2%
% of Patients satisfied with the time they had to wait for an appointment	0	0	N/A	89.3%	89.1%	89.0%

* This is based on patients treated on this contract for their most recent course of treatment. Figures in italics indicate the base number of FP17s or Patient Questionnaire responses are less than 100. N/A is shown where the base number of responses is less than 10 during the period. % is calculated as Quantity/Base number*100

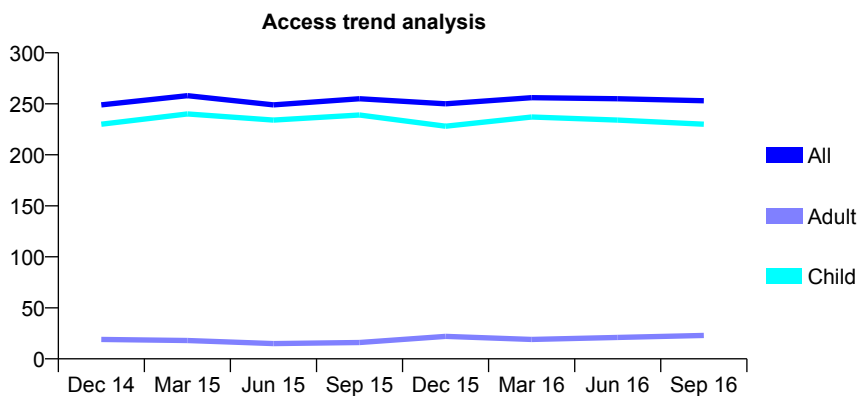
Q60 - Vital Signs At a Glance Contract Report for 679933/0001 - September 2016

Name or company name	MR CE BROOME
Contract type name	GDS Contract
Purpose of contract	General
Contract start date	01/04/2006
Contract end date	

16/17 Contracted general activity (UDA)	315
Carry forward general activity (UDA)	0
16/17 Contracted orthodontic activity (UOA)	0
Carry forward orthodontic activity (UOA)	0
Baseline contract value	£7,848.38

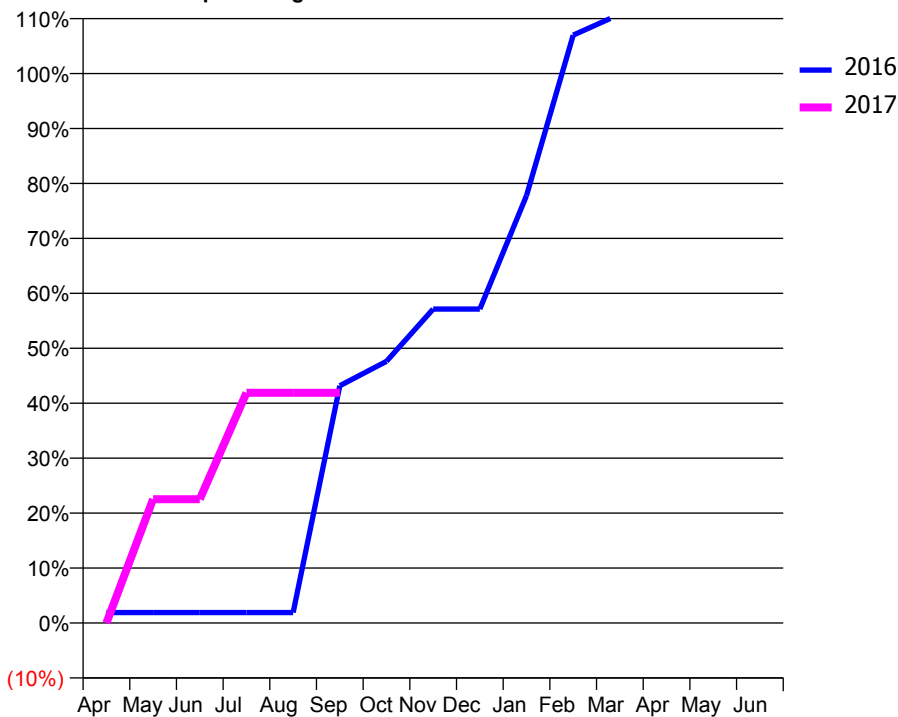
ACCESS*

Patients seen in 24 months	Total	Change since previous quarter
Quarter ending September 2015	255	
Quarter ending December 2015	250	↓
Quarter ending March 2016	256	↑
Quarter ending June 2016	255	→
Quarter ending September 2016	253	→
Variance since September 2015	(0.8%)	→



ACTIVITY

Cumulative percentage of contracted UDA delivered 2016 & 2017



Month	Adjusted Scheduled Activity (UDA)	
	2016	2017
April	6	0
May	6	71
June	6	71
July	6	132
August	6	132
September	136	132
October	150	
November	180	
December	180	
January	245	
February	337	
March	349	
April	382	
May	393	
June	393	

QUALITY

	Quantity	Base Number	Contract	AT	Region	England
% of FP17s for the same patient ID Re-attending within 3 months - Children	10	138	7.2%	10.4%	12.0%	12.4%
% of FP17s for the same patient ID Re-attending within 3 months - Adults	0	0	N/A	14.2%	15.9%	16.7%
% of FP17s for the same patient ID Re-attending between 3 & 9 months - Children	87	138	63.0%	59.3%	58.6%	57.4%
% of FP17s for the same patient ID Re-attending between 3 & 9 months - Adults	0	0	N/A	54.4%	51.6%	50.5%
% of FP17s for Band 1 Urgent Courses	0	100	0.0%	6.9%	8.0%	9.1%
% of FP17s Relating to Free Repair or Replacements	0	100	0.0%	0.9%	0.8%	0.8%
% of FP17s Relating to Continuations	0	100	0.0%	1.4%	1.3%	1.3%
% of Patients satisfied with the dentistry they have received	0	0	N/A	93.2%	93.1%	93.2%
% of Patients satisfied with the time they had to wait for an appointment	0	0	N/A	89.3%	89.1%	89.0%

* This is based on patients treated on this contract for their most recent course of treatment. Figures in italics indicate the base number of FP17s or Patient Questionnaire responses are less than 100. N/A is shown where the base number of responses is less than 10 during the period. % is calculated as Quantity/Base number*100

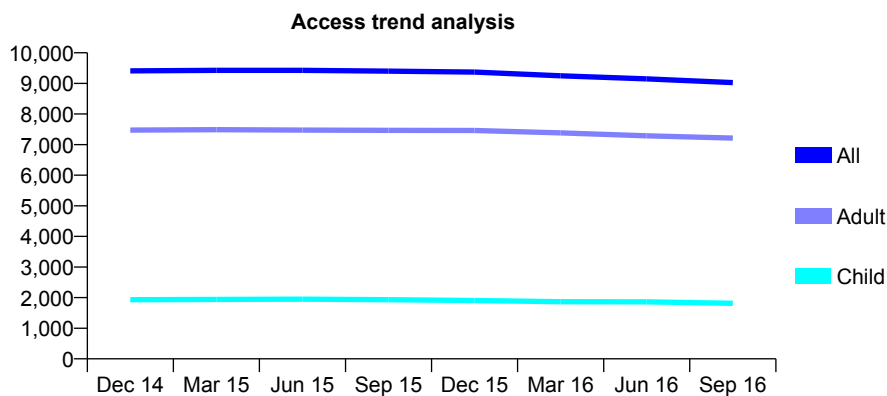
Q60 - Vital Signs At a Glance Contract Report for 680311/0001 - September 2016

Name or company name	MR D SINGH
Contract type name	GDS Contract
Purpose of contract	General
Contract start date	01/04/2006
Contract end date	

16/17 Contracted general activity (UDA)	25,500
Carry forward general activity (UDA)	0
16/17 Contracted orthodontic activity (UOA)	0
Carry forward orthodontic activity (UOA)	0
Baseline contract value	£615,341.36

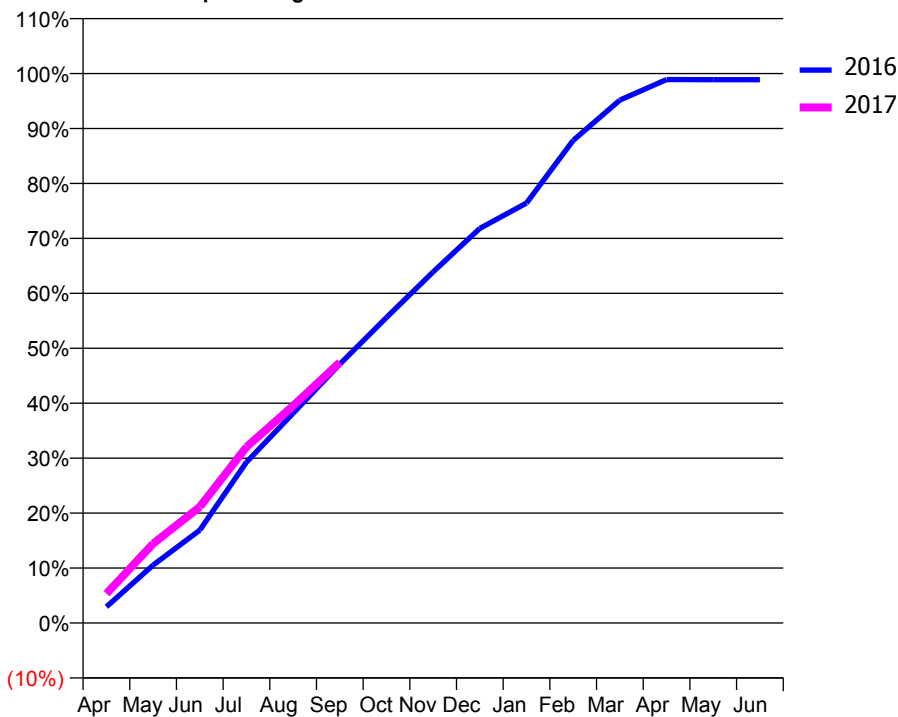
ACCESS*

Patients seen in 24 months	Total	Change since previous quarter
Quarter ending September 2015	9,401	
Quarter ending December 2015	9,370	→
Quarter ending March 2016	9,250	↓
Quarter ending June 2016	9,150	↓
Quarter ending September 2016	9,028	↓
Variance since September 2015	(4.0%)	↓



ACTIVITY

Cumulative percentage of contracted UDA delivered 2016 & 2017



QUALITY

	Quantity	Base Number	Contract	AT	Region	England
% of FP17s for the same patient ID Re-attending within 3 months - Children	141	1,455	9.7%	10.4%	12.0%	12.4%
% of FP17s for the same patient ID Re-attending within 3 months - Adults	752	5,455	13.8%	14.2%	15.9%	16.7%
% of FP17s for the same patient ID Re-attending between 3 & 9 months - Children	960	1,455	66.0%	59.3%	58.6%	57.4%
% of FP17s for the same patient ID Re-attending between 3 & 9 months - Adults	3,439	5,455	63.0%	54.4%	51.6%	50.5%
% of FP17s for Band 1 Urgent Courses	416	5,907	7.0%	6.9%	8.0%	9.1%
% of FP17s Relating to Free Repair or Replacements	89	5,907	1.5%	0.9%	0.8%	0.8%
% of FP17s Relating to Continuations	14	5,907	0.2%	1.4%	1.3%	1.3%
% of Patients satisfied with the dentistry they have received	7	9	N/A	93.2%	93.1%	93.2%
% of Patients satisfied with the time they had to wait for an appointment	9	9	N/A	89.3%	89.1%	89.0%

* This is based on patients treated on this contract for their most recent course of treatment. Figures in italics indicate the base number of FP17s or Patient Questionnaire responses are less than 100. N/A is shown where the base number of responses is less than 10 during the period. % is calculated as Quantity/Base number*100

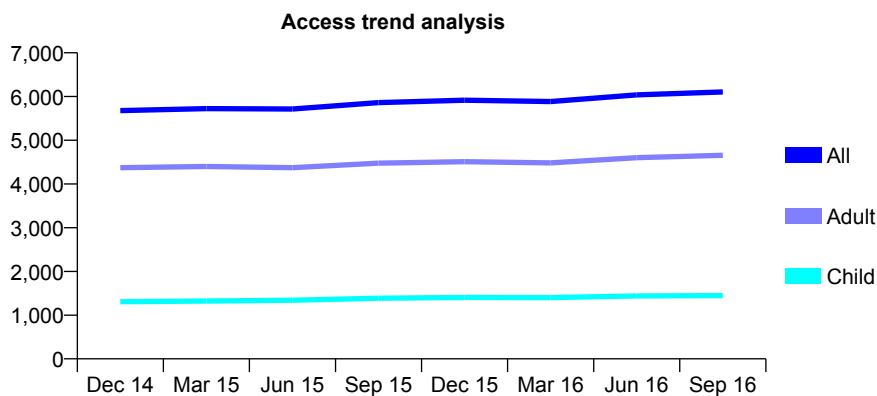
Q60 - Vital Signs At a Glance Contract Report for 680311/0002 - September 2016

Name or company name	MR D SINGH
Contract type name	PDS Plus Contract
Purpose of contract	General
Contract start date	01/10/2010
Contract end date	30/09/2020

16/17 Contracted general activity (UDA)	23,867
Carry forward general activity (UDA)	0
16/17 Contracted orthodontic activity (UOA)	0
Carry forward orthodontic activity (UOA)	0
Baseline contract value	£591,807.94

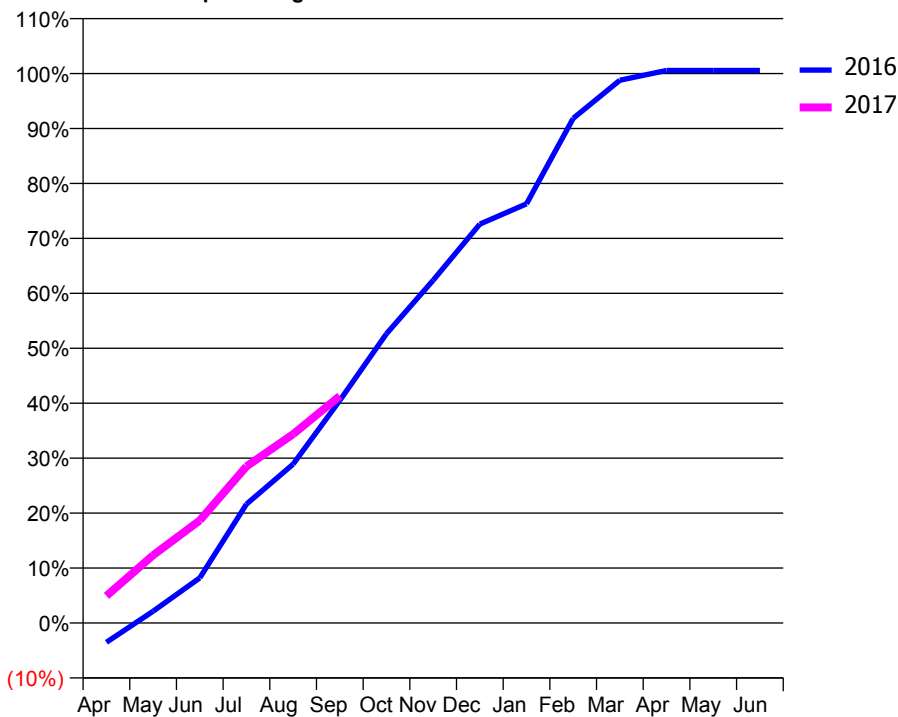
ACCESS*

Patients seen in 24 months	Total	Change since previous quarter
Quarter ending September 2015	5,862	
Quarter ending December 2015	5,917	→
Quarter ending March 2016	5,884	→
Quarter ending June 2016	6,038	↑
Quarter ending September 2016	6,105	→
Variance since September 2015	4.1%	↑



ACTIVITY

Cumulative percentage of contracted UDA delivered 2016 & 2017



Month	Adjusted Scheduled Activity (UDA)	
	2016	2017
April	-592	1,177
May	358	2,944
June	1,373	4,460
July	3,615	6,801
August	4,835	8,201
September	6,771	9,860
October	8,803	
November	10,426	
December	12,135	
January	12,753	
February	15,354	
March	16,514	
April	16,809	
May	16,807	
June	16,807	

QUALITY

	Quantity	Base Number	Contract	AT	Region	England
% of FP17s for the same patient ID Re-attending within 3 months - Children	175	1,581	11.1%	10.4%	12.0%	12.4%
% of FP17s for the same patient ID Re-attending within 3 months - Adults	351	3,566	9.8%	14.2%	15.9%	16.7%
% of FP17s for the same patient ID Re-attending between 3 & 9 months - Children	1,108	1,581	70.1%	59.3%	58.6%	57.4%
% of FP17s for the same patient ID Re-attending between 3 & 9 months - Adults	2,267	3,566	63.6%	54.4%	51.6%	50.5%
% of FP17s for Band 1 Urgent Courses	68	4,940	1.4%	6.9%	8.0%	9.1%
% of FP17s Relating to Free Repair or Replacements	92	4,940	1.9%	0.9%	0.8%	0.8%
% of FP17s Relating to Continuations	60	4,940	1.2%	1.4%	1.3%	1.3%
% of Patients satisfied with the dentistry they have received	27	30	90.0%	93.2%	93.1%	93.2%
% of Patients satisfied with the time they had to wait for an appointment	30	30	100.0%	89.3%	89.1%	89.0%

* This is based on patients treated on this contract for their most recent course of treatment. Figures in italics indicate the base number of FP17s or Patient Questionnaire responses are less than 100. N/A is shown where the base number of responses is less than 10 during the period. % is calculated as Quantity/Base number*100

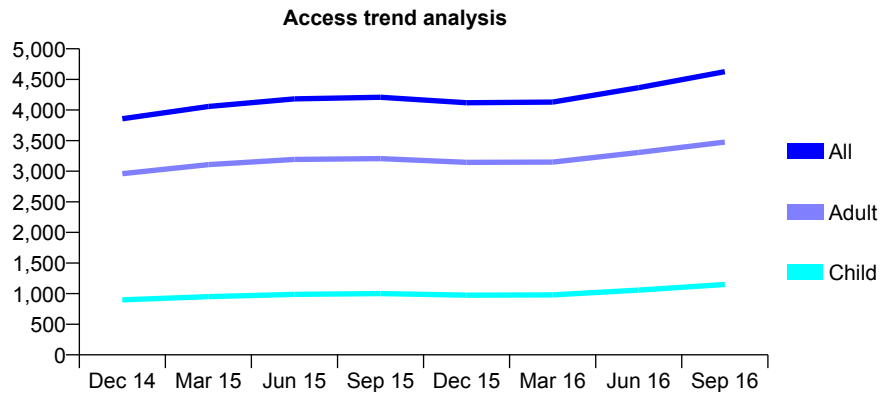
Q60 - Vital Signs At a Glance Contract Report for 682365/0010 - September 2016

Name or company name	MR QM JAFFRI
Contract type name	GDS Contract
Purpose of contract	General
Contract start date	01/03/2011
Contract end date	

16/17 Contracted general activity (UDA)	15,480
Carry forward general activity (UDA)	0
16/17 Contracted orthodontic activity (UOA)	0
Carry forward orthodontic activity (UOA)	0
Baseline contract value	£412,554.46

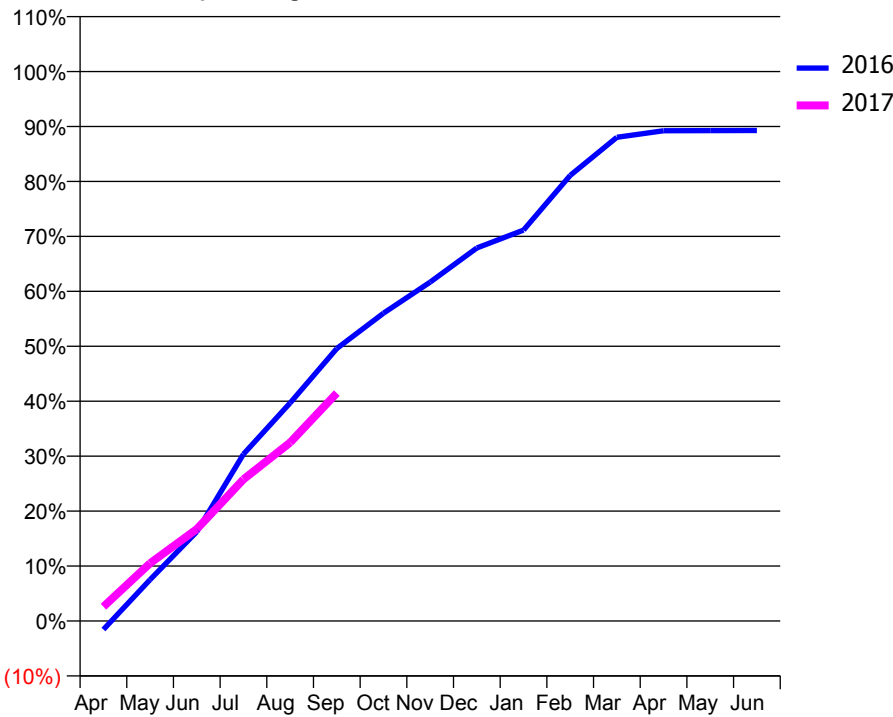
ACCESS*

Patients seen in 24 months	Total	Change since previous quarter
Quarter ending September 2015	4,207	
Quarter ending December 2015	4,119	↓
Quarter ending March 2016	4,130	→
Quarter ending June 2016	4,364	↑
Quarter ending September 2016	4,626	↑
Variance since September 2015	10.0%	↑



ACTIVITY

Cumulative percentage of contracted UDA delivered 2016 & 2017



Month	Adjusted Scheduled Activity (UDA)	
	2016	2017
April	-189	404
May	904	1,630
June	1,948	2,590
July	3,646	3,992
August	4,763	5,030
September	5,951	6,422
October	6,723	
November	7,400	
December	8,146	
January	8,537	
February	9,730	
March	10,565	
April	10,706	
May	10,709	
June	10,711	

QUALITY

	Quantity	Base Number	Contract	AT	Region	England
% of FP17s for the same patient ID Re-attending within 3 months - Children	53	885	6.0%	10.4%	12.0%	12.4%
% of FP17s for the same patient ID Re-attending within 3 months - Adults	325	2,486	13.1%	14.2%	15.9%	16.7%
% of FP17s for the same patient ID Re-attending between 3 & 9 months - Children	372	885	42.0%	59.3%	58.6%	57.4%
% of FP17s for the same patient ID Re-attending between 3 & 9 months - Adults	1,056	2,486	42.5%	54.4%	51.6%	50.5%
% of FP17s for Band 1 Urgent Courses	227	3,297	6.9%	6.9%	8.0%	9.1%
% of FP17s Relating to Free Repair or Replacements	23	3,297	0.7%	0.9%	0.8%	0.8%
% of FP17s Relating to Continuations	46	3,297	1.4%	1.4%	1.3%	1.3%
% of Patients satisfied with the dentistry they have received	4	4	N/A	93.2%	93.1%	93.2%
% of Patients satisfied with the time they had to wait for an appointment	4	4	N/A	89.3%	89.1%	89.0%

* This is based on patients treated on this contract for their most recent course of treatment. Figures in italics indicate the base number of FP17s or Patient Questionnaire responses are less than 100. N/A is shown where the base number of responses is less than 10 during the period. % is calculated as Quantity/Base number*100

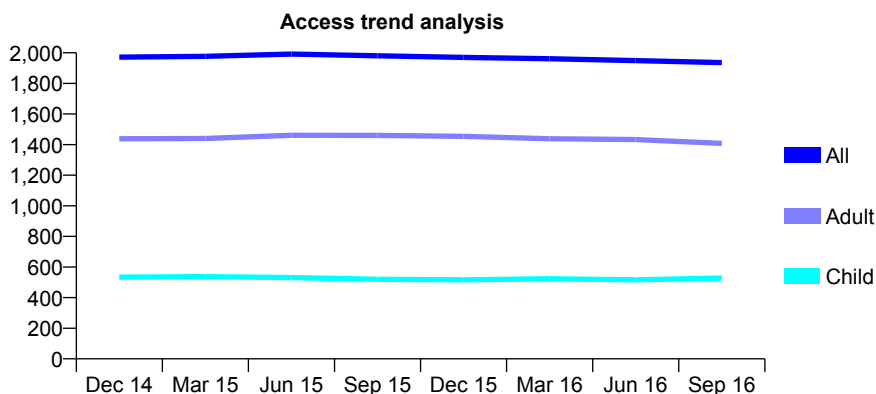
Q60 - Vital Signs At a Glance Contract Report for 690872/0001 - September 2016

Name or company name	MR NS RAI
Contract type name	GDS Contract
Purpose of contract	General
Contract start date	04/09/2006
Contract end date	

16/17 Contracted general activity (UDA)	7,200
Carry forward general activity (UDA)	0
16/17 Contracted orthodontic activity (UOA)	0
Carry forward orthodontic activity (UOA)	0
Baseline contract value	£175,543.16

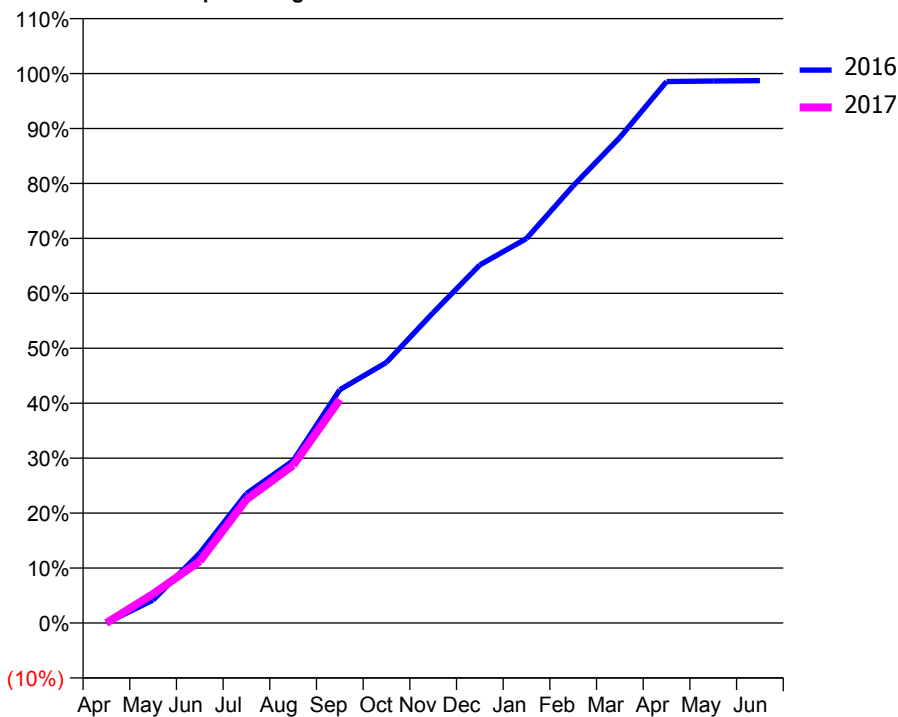
ACCESS*

Patients seen in 24 months	Total	Change since previous quarter
Quarter ending September 2015	1,980	
Quarter ending December 2015	1,970	→
Quarter ending March 2016	1,961	→
Quarter ending June 2016	1,949	→
Quarter ending September 2016	1,936	→
Variance since September 2015	(2.2%)	↓



ACTIVITY

Cumulative percentage of contracted UDA delivered 2016 & 2017



Adjusted Scheduled Activity (UDA)

Month	2016	2017
April	-0	0
May	301	381
June	916	810
July	1,696	1,619
August	2,127	2,067
September	3,057	2,928
October	3,415	
November	4,067	
December	4,691	
January	5,038	
February	5,728	
March	6,363	
April	7,095	
May	7,101	
June	7,107	

QUALITY

	Quantity	Base Number	Contract	AT	Region	England
% of FP17s for the same patient ID Re-attending within 3 months - Children	36	444	8.1%	10.4%	12.0%	12.4%
% of FP17s for the same patient ID Re-attending within 3 months - Adults	145	1,001	14.5%	14.2%	15.9%	16.7%
% of FP17s for the same patient ID Re-attending between 3 & 9 months - Children	266	444	59.9%	59.3%	58.6%	57.4%
% of FP17s for the same patient ID Re-attending between 3 & 9 months - Adults	540	1,001	53.9%	54.4%	51.6%	50.5%
% of FP17s for Band 1 Urgent Courses	91	1,151	7.9%	6.9%	8.0%	9.1%
% of FP17s Relating to Free Repair or Replacements	13	1,151	1.1%	0.9%	0.8%	0.8%
% of FP17s Relating to Continuations	19	1,151	1.7%	1.4%	1.3%	1.3%
% of Patients satisfied with the dentistry they have received	2	2	N/A	93.2%	93.1%	93.2%
% of Patients satisfied with the time they had to wait for an appointment	2	2	N/A	89.3%	89.1%	89.0%

* This is based on patients treated on this contract for their most recent course of treatment. Figures in italics indicate the base number of FP17s or Patient Questionnaire responses are less than 100. N/A is shown where the base number of responses is less than 10 during the period. % is calculated as Quantity/Base number*100

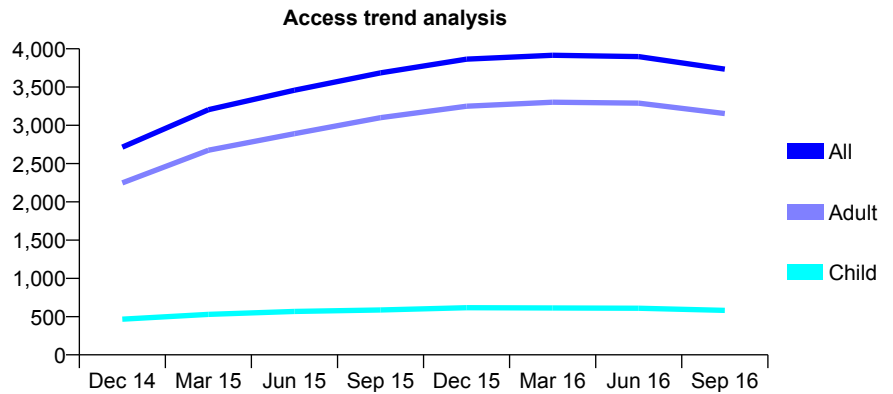
Q60 - Vital Signs At a Glance Contract Report for 713864/0001 - September 2016

Name or company name	MR VK TOORAY
Contract type name	GDS Contract
Purpose of contract	General
Contract start date	01/06/2014
Contract end date	

16/17 Contracted general activity (UDA)	12,058
Carry forward general activity (UDA)	-241
16/17 Contracted orthodontic activity (UOA)	0
Carry forward orthodontic activity (UOA)	0
Baseline contract value	£224,730.70

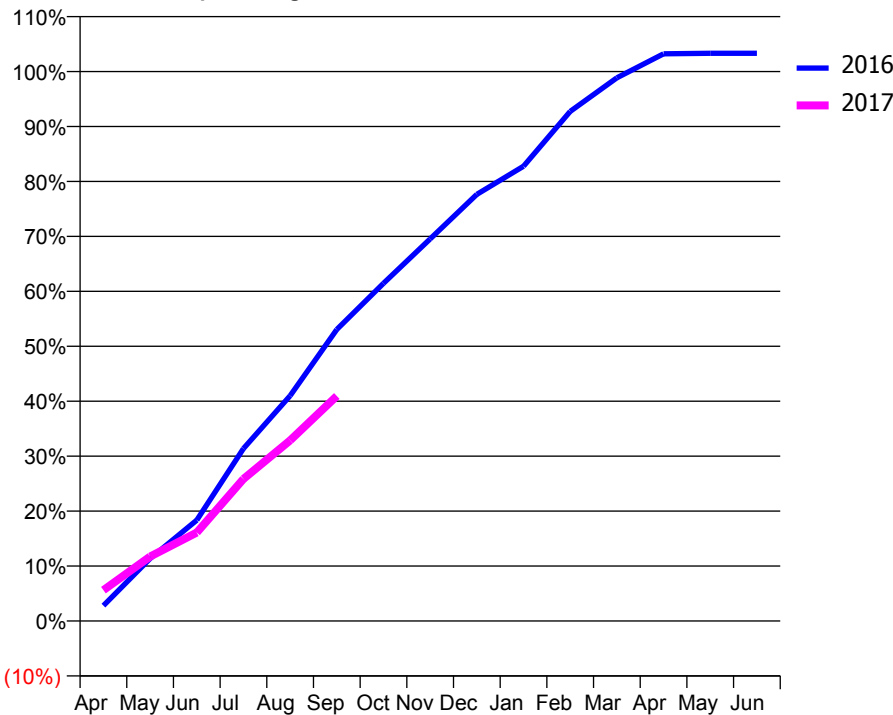
ACCESS*

Patients seen in 24 months	Total	Change since previous quarter
Quarter ending September 2015	3,685	
Quarter ending December 2015	3,865	↑
Quarter ending March 2016	3,915	→
Quarter ending June 2016	3,898	→
Quarter ending September 2016	3,735	↓
Variance since September 2015	1.4%	→



ACTIVITY

Cumulative percentage of contracted UDA delivered 2016 & 2017



Month	Adjusted Scheduled Activity (UDA)	
	2016	2017
April	338	677
May	1,371	1,415
June	2,213	1,941
July	3,786	3,118
August	4,944	3,962
September	6,397	4,939
October	7,411	
November	8,384	
December	9,362	
January	9,979	
February	11,182	
March	11,918	
April	12,446	
May	12,458	
June	12,458	

QUALITY

	Quantity	Base Number	Contract	AT	Region	England
% of FP17s for the same patient ID Re-attending within 3 months - Children	19	385	4.9%	10.4%	12.0%	12.4%
% of FP17s for the same patient ID Re-attending within 3 months - Adults	232	2,105	11.0%	14.2%	15.9%	16.7%
% of FP17s for the same patient ID Re-attending between 3 & 9 months - Children	253	385	65.7%	59.3%	58.6%	57.4%
% of FP17s for the same patient ID Re-attending between 3 & 9 months - Adults	1,369	2,105	65.0%	54.4%	51.6%	50.5%
% of FP17s for Band 1 Urgent Courses	156	2,211	7.1%	6.9%	8.0%	9.1%
% of FP17s Relating to Free Repair or Replacements	2	2,211	0.1%	0.9%	0.8%	0.8%
% of FP17s Relating to Continuations	23	2,211	1.0%	1.4%	1.3%	1.3%
% of Patients satisfied with the dentistry they have received	4	4	N/A	93.2%	93.1%	93.2%
% of Patients satisfied with the time they had to wait for an appointment	3	4	N/A	89.3%	89.1%	89.0%

* This is based on patients treated on this contract for their most recent course of treatment. Figures in italics indicate the base number of FP17s or Patient Questionnaire responses are less than 100. N/A is shown where the base number of responses is less than 10 during the period. % is calculated as Quantity/Base number*100

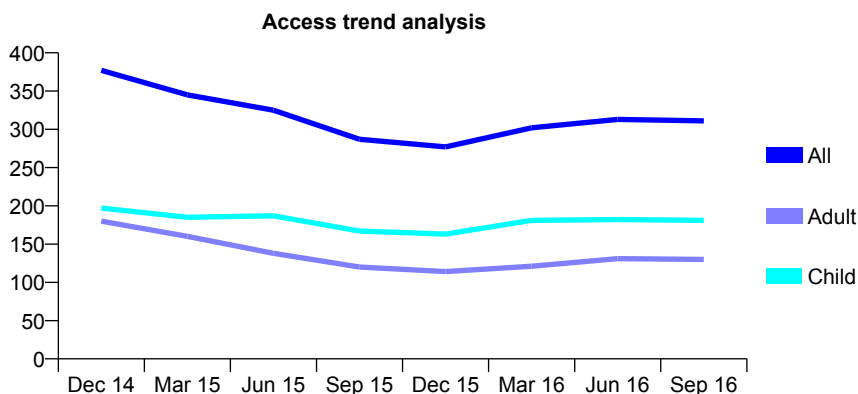
Q60 - Vital Signs At a Glance Contract Report for 724149/0003 - September 2016

Name or company name	MR RJ GATENBY
Contract type name	GDS Contract
Purpose of contract	General and Orthodontic
Contract start date	21/09/2009
Contract end date	

16/17 Contracted general activity (UDA)	1,662
Carry forward general activity (UDA)	0
16/17 Contracted orthodontic activity (UOA)	330
Carry forward orthodontic activity (UOA)	0
Baseline contract value	£69,887.57

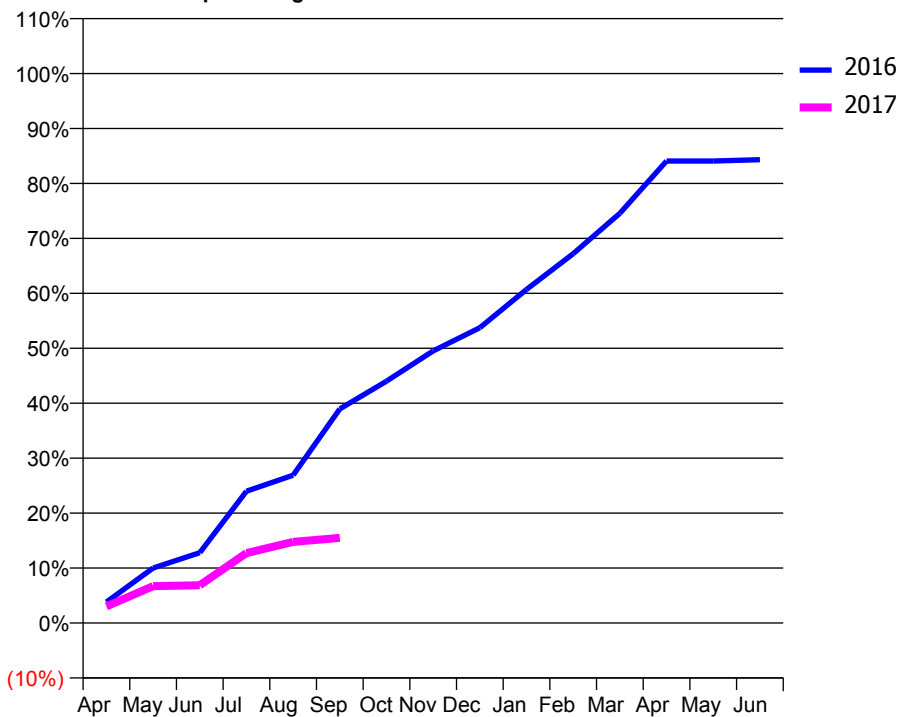
ACCESS*

Patients seen in 24 months	Total	Change since previous quarter
Quarter ending September 2015	287	
Quarter ending December 2015	277	↓
Quarter ending March 2016	302	↑
Quarter ending June 2016	313	↑
Quarter ending September 2016	311	→
Variance since September 2015	8.4%	↑



ACTIVITY

Cumulative percentage of contracted UDA delivered 2016 & 2017



Adjusted Scheduled Activity (UDA)

Month	2016	2017
April	33	50
May	86	111
June	110	114
July	207	211
August	232	245
September	336	257
October	379	
November	427	
December	463	
January	523	
February	579	
March	643	
April	725	
May	725	
June	727	

QUALITY

	Quantity	Base Number	Contract	AT	Region	England
% of FP17s for the same patient ID Re-attending within 3 months - Children	39	181	21.5%	10.4%	12.0%	12.4%
% of FP17s for the same patient ID Re-attending within 3 months - Adults	5	78	6.4%	14.2%	15.9%	16.7%
% of FP17s for the same patient ID Re-attending between 3 & 9 months - Children	65	181	35.9%	59.3%	58.6%	57.4%
% of FP17s for the same patient ID Re-attending between 3 & 9 months - Adults	21	78	26.9%	54.4%	51.6%	50.5%
% of FP17s for Band 1 Urgent Courses	2	146	1.4%	6.9%	8.0%	9.1%
% of FP17s Relating to Free Repair or Replacements	0	146	0.0%	0.9%	0.8%	0.8%
% of FP17s Relating to Continuations	1	146	0.7%	1.4%	1.3%	1.3%
% of Patients satisfied with the dentistry they have received	1	1	N/A	93.2%	93.1%	93.2%
% of Patients satisfied with the time they had to wait for an appointment	1	1	N/A	89.3%	89.1%	89.0%

* This is based on patients treated on this contract for their most recent course of treatment. Figures in italics indicate the base number of FP17s or Patient Questionnaire responses are less than 100. N/A is shown where the base number of responses is less than 10 during the period. % is calculated as Quantity/Base number*100

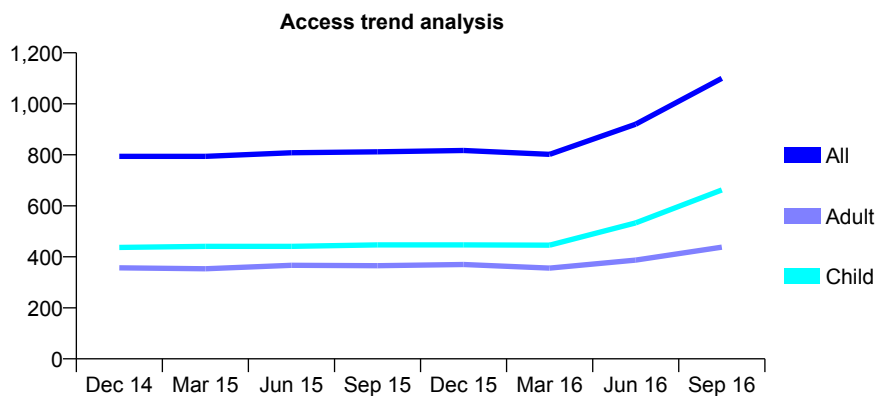
Q60 - Vital Signs At a Glance Contract Report for 725315/0001 - September 2016

Name or company name	MR IK JARRETT
Contract type name	GDS Contract
Purpose of contract	General
Contract start date	01/04/2006
Contract end date	

16/17 Contracted general activity (UDA)	4,451
Carry forward general activity (UDA)	0
16/17 Contracted orthodontic activity (UOA)	0
Carry forward orthodontic activity (UOA)	0
Baseline contract value	£93,818.48

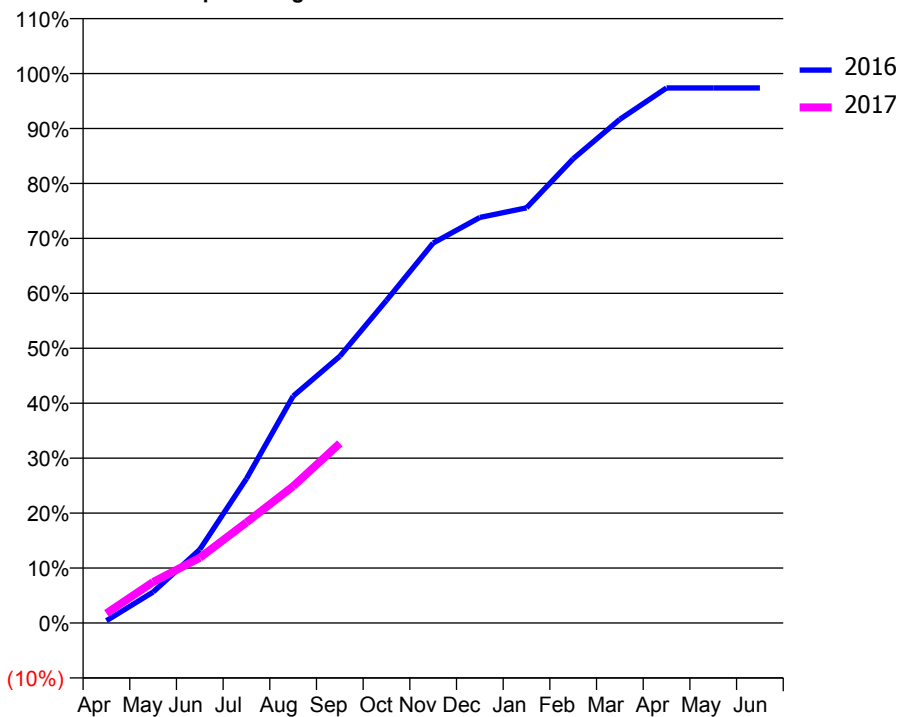
ACCESS*

Patients seen in 24 months	Total	Change since previous quarter
Quarter ending September 2015	812	
Quarter ending December 2015	817	→
Quarter ending March 2016	802	↓
Quarter ending June 2016	920	↑
Quarter ending September 2016	1,100	↑
Variance since September 2015	35.5%	↑



ACTIVITY

Cumulative percentage of contracted UDA delivered 2016 & 2017



Month	Adjusted Scheduled Activity (UDA)	
	2016	2017
April	10	78
May	130	332
June	309	528
July	605	815
August	952	1,108
September	1,119	1,456
October	1,354	
November	1,594	
December	1,701	
January	1,741	
February	1,948	
March	2,113	
April	2,245	
May	2,245	
June	2,245	

QUALITY

	Quantity	Base Number	Contract	AT	Region	England
% of FP17s for the same patient ID Re-attending within 3 months - Children	30	584	5.1%	10.4%	12.0%	12.4%
% of FP17s for the same patient ID Re-attending within 3 months - Adults	34	301	11.3%	14.2%	15.9%	16.7%
% of FP17s for the same patient ID Re-attending between 3 & 9 months - Children	198	584	33.9%	59.3%	58.6%	57.4%
% of FP17s for the same patient ID Re-attending between 3 & 9 months - Adults	123	301	40.9%	54.4%	51.6%	50.5%
% of FP17s for Band 1 Urgent Courses	33	824	4.0%	6.9%	8.0%	9.1%
% of FP17s Relating to Free Repair or Replacements	0	824	0.0%	0.9%	0.8%	0.8%
% of FP17s Relating to Continuations	0	824	0.0%	1.4%	1.3%	1.3%
% of Patients satisfied with the dentistry they have received	0	0	N/A	93.2%	93.1%	93.2%
% of Patients satisfied with the time they had to wait for an appointment	0	0	N/A	89.3%	89.1%	89.0%

* This is based on patients treated on this contract for their most recent course of treatment. Figures in italics indicate the base number of FP17s or Patient Questionnaire responses are less than 100. N/A is shown where the base number of responses is less than 10 during the period. % is calculated as Quantity/Base number*100

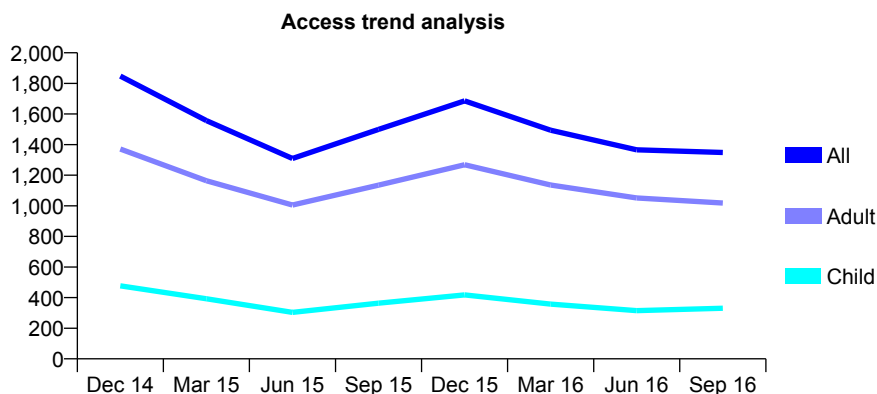
Q60 - Vital Signs At a Glance Contract Report for 725447/0001 - September 2016

Name or company name	MR PJ MIDDLETON
Contract type name	GDS Contract
Purpose of contract	General
Contract start date	01/04/2006
Contract end date	

16/17 Contracted general activity (UDA)	3,956
Carry forward general activity (UDA)	0
16/17 Contracted orthodontic activity (UOA)	0
Carry forward orthodontic activity (UOA)	0
Baseline contract value	£96,138.69

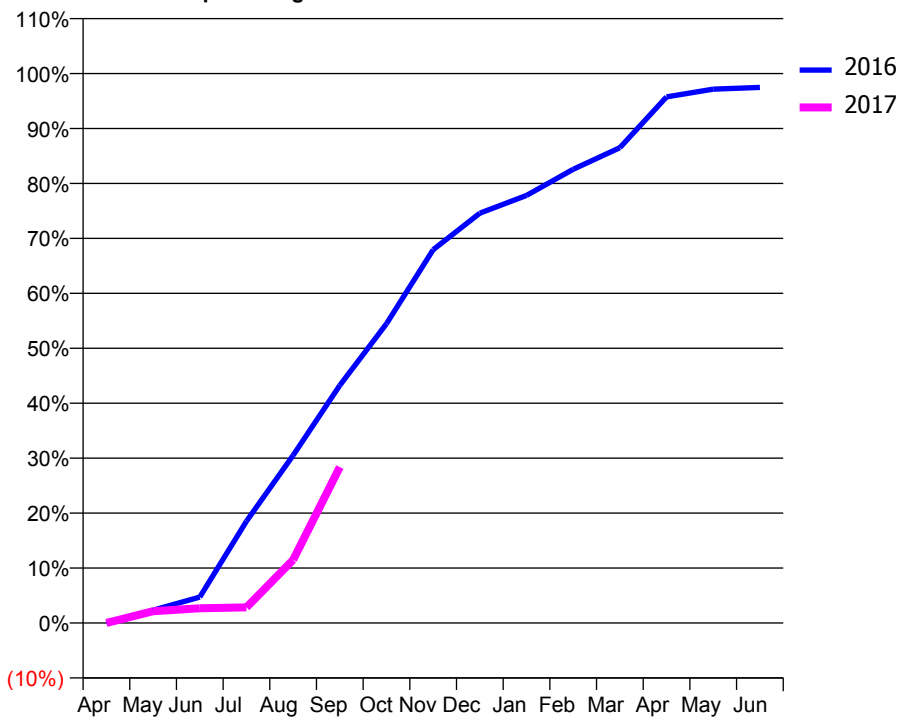
ACCESS*

Patients seen in 24 months	Total	Change since previous quarter
Quarter ending September 2015	1,499	
Quarter ending December 2015	1,686	↑
Quarter ending March 2016	1,494	↓
Quarter ending June 2016	1,366	↓
Quarter ending September 2016	1,349	↓
Variance since September 2015	(10.0%)	↓



ACTIVITY

Cumulative percentage of contracted UDA delivered 2016 & 2017



Month	Adjusted Scheduled Activity (UDA)	
	2016	2017
April	0	0
May	93	85
June	187	106
July	733	113
August	1,207	454
September	1,711	1,123
October	2,155	
November	2,688	
December	2,951	
January	3,078	
February	3,266	
March	3,422	
April	3,788	
May	3,844	
June	3,856	

QUALITY

	Quantity	Base Number	Contract	AT	Region	England
% of FP17s for the same patient ID Re-attending within 3 months - Children	3	204	1.5%	10.4%	12.0%	12.4%
% of FP17s for the same patient ID Re-attending within 3 months - Adults	33	580	5.7%	14.2%	15.9%	16.7%
% of FP17s for the same patient ID Re-attending between 3 & 9 months - Children	56	204	27.5%	59.3%	58.6%	57.4%
% of FP17s for the same patient ID Re-attending between 3 & 9 months - Adults	232	580	40.0%	54.4%	51.6%	50.5%
% of FP17s for Band 1 Urgent Courses	23	595	3.9%	6.9%	8.0%	9.1%
% of FP17s Relating to Free Repair or Replacements	3	595	0.5%	0.9%	0.8%	0.8%
% of FP17s Relating to Continuations	0	595	0.0%	1.4%	1.3%	1.3%
% of Patients satisfied with the dentistry they have received	1	2	N/A	93.2%	93.1%	93.2%
% of Patients satisfied with the time they had to wait for an appointment	2	2	N/A	89.3%	89.1%	89.0%

* This is based on patients treated on this contract for their most recent course of treatment. Figures in italics indicate the base number of FP17s or Patient Questionnaire responses are less than 100. N/A is shown where the base number of responses is less than 10 during the period. % is calculated as Quantity/Base number*100

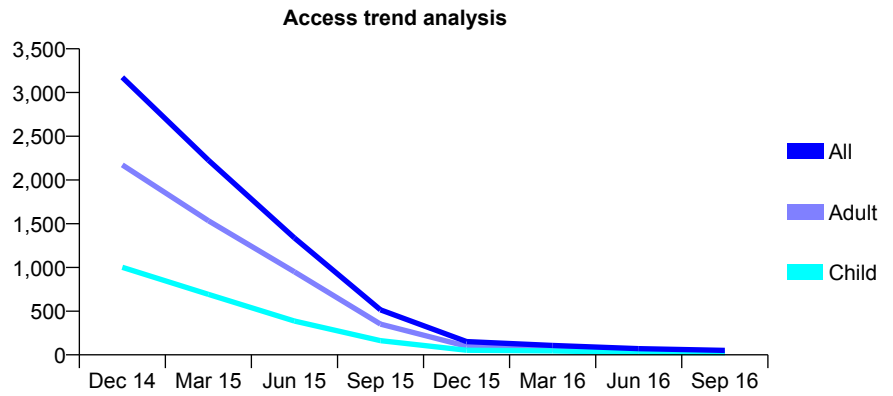
Q60 - Vital Signs At a Glance Contract Report for 732133/0002 - September 2016

Name or company name	MRS J PADEN
Contract type name	PDS Contract
Purpose of contract	General
Contract start date	01/04/2006
Contract end date	

16/17 Contracted general activity (UDA)	18,386
Carry forward general activity (UDA)	0
16/17 Contracted orthodontic activity (UOA)	0
Carry forward orthodontic activity (UOA)	0
Baseline contract value	£0.00

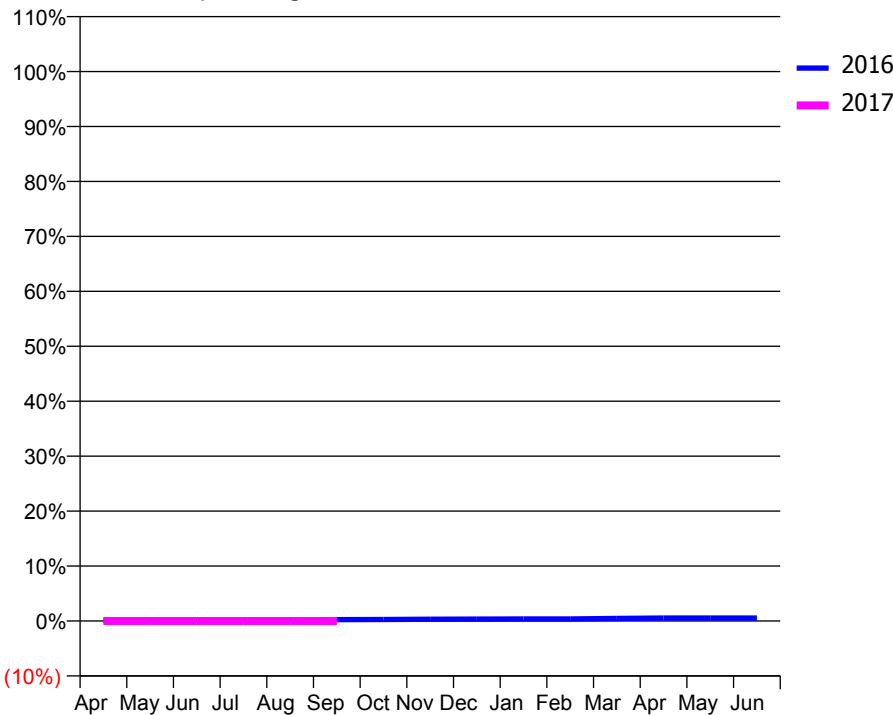
ACCESS*

Patients seen in 24 months	Total	Change since previous quarter
Quarter ending September 2015	514	
Quarter ending December 2015	152	↓
Quarter ending March 2016	108	↓
Quarter ending June 2016	71	↓
Quarter ending September 2016	51	↓
Variance since September 2015	(90.1%)	↓



ACTIVITY

Cumulative percentage of contracted UDA delivered 2016 & 2017



Month	Adjusted Scheduled Activity (UDA)	
	2016	2017
April	21	0
May	27	0
June	30	1
July	35	1
August	43	2
September	46	2
October	49	
November	58	
December	65	
January	69	
February	69	
March	89	
April	101	
May	101	
June	101	

QUALITY

	Quantity	Base Number	Contract	AT	Region	England
% of FP17s for the same patient ID Re-attending within 3 months - Children	0	7	0.0%	10.4%	12.0%	12.4%
% of FP17s for the same patient ID Re-attending within 3 months - Adults	1	4	25.0%	14.2%	15.9%	16.7%
% of FP17s for the same patient ID Re-attending between 3 & 9 months - Children	1	7	14.3%	59.3%	58.6%	57.4%
% of FP17s for the same patient ID Re-attending between 3 & 9 months - Adults	1	4	25.0%	54.4%	51.6%	50.5%
% of FP17s for Band 1 Urgent Courses	2	2	100.0%	6.9%	8.0%	9.1%
% of FP17s Relating to Free Repair or Replacements	0	2	0.0%	0.9%	0.8%	0.8%
% of FP17s Relating to Continuations	0	2	0.0%	1.4%	1.3%	1.3%
% of Patients satisfied with the dentistry they have received	0	0	N/A	93.2%	93.1%	93.2%
% of Patients satisfied with the time they had to wait for an appointment	0	0	N/A	89.3%	89.1%	89.0%

* This is based on patients treated on this contract for their most recent course of treatment. Figures in italics indicate the base number of FP17s or Patient Questionnaire responses are less than 100. N/A is shown where the base number of responses is less than 10 during the period. % is calculated as Quantity/Base number*100

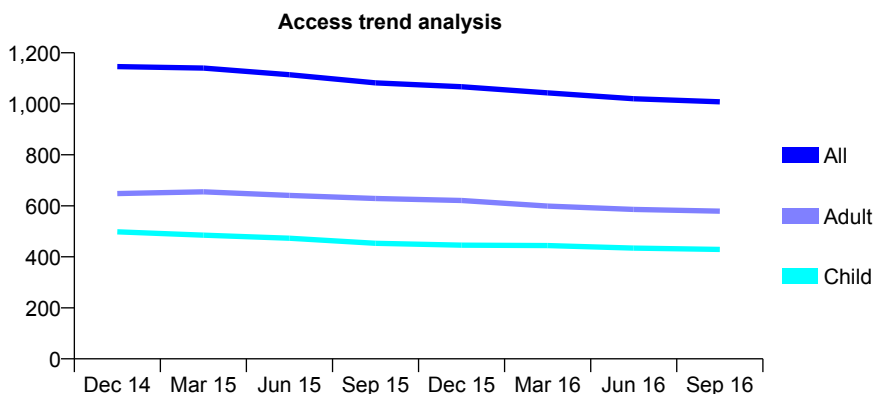
Q60 - Vital Signs At a Glance Contract Report for 732370/0001 - September 2016

Name or company name	MR AE WOODCOCK
Contract type name	GDS Contract
Purpose of contract	General
Contract start date	01/04/2006
Contract end date	

16/17 Contracted general activity (UDA)	2,550
Carry forward general activity (UDA)	0
16/17 Contracted orthodontic activity (UOA)	0
Carry forward orthodontic activity (UOA)	0
Baseline contract value	£68,202.10

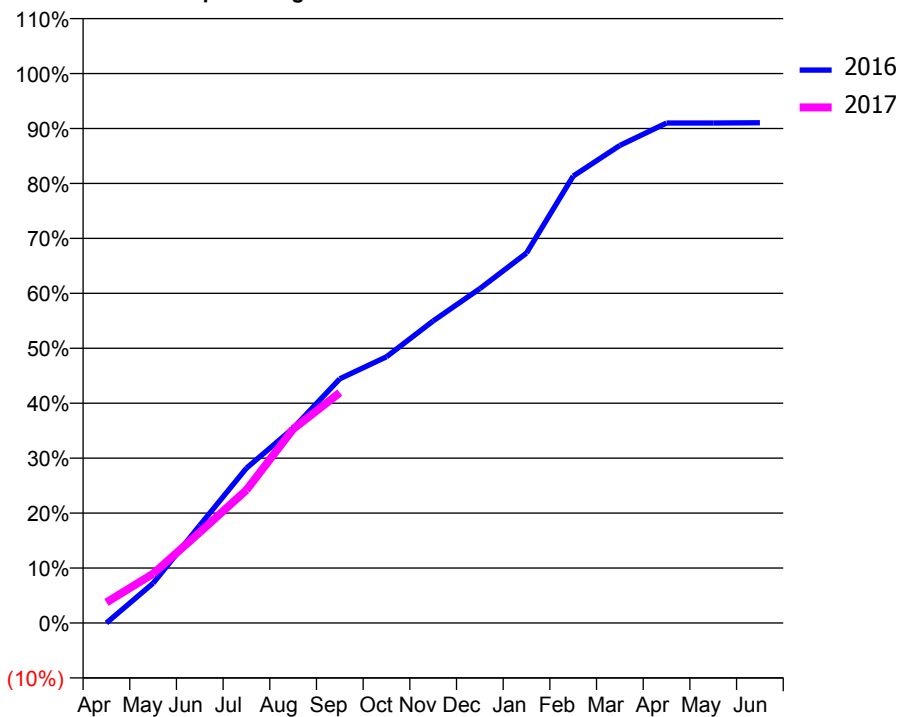
ACCESS*

Patients seen in 24 months	Total	Change since previous quarter
Quarter ending September 2015	1,082	
Quarter ending December 2015	1,067	↓
Quarter ending March 2016	1,043	↓
Quarter ending June 2016	1,020	↓
Quarter ending September 2016	1,008	↓
Variance since September 2015	(6.8%)	↓



ACTIVITY

Cumulative percentage of contracted UDA delivered 2016 & 2017



Adjusted Scheduled Activity (UDA)

Month	2016	2017
April	0	95
May	185	229
June	453	421
July	719	617
August	904	900
September	1,133	1,069
October	1,236	
November	1,402	
December	1,551	
January	1,717	
February	2,074	
March	2,216	
April	2,320	
May	2,320	
June	2,321	

QUALITY

	Quantity	Base Number	Contract	AT	Region	England
% of FP17s for the same patient ID Re-attending within 3 months - Children	10	253	4.0%	10.4%	12.0%	12.4%
% of FP17s for the same patient ID Re-attending within 3 months - Adults	50	306	16.3%	14.2%	15.9%	16.7%
% of FP17s for the same patient ID Re-attending between 3 & 9 months - Children	43	253	17.0%	59.3%	58.6%	57.4%
% of FP17s for the same patient ID Re-attending between 3 & 9 months - Adults	62	306	20.3%	54.4%	51.6%	50.5%
% of FP17s for Band 1 Urgent Courses	19	497	3.8%	6.9%	8.0%	9.1%
% of FP17s Relating to Free Repair or Replacements	0	497	0.0%	0.9%	0.8%	0.8%
% of FP17s Relating to Continuations	16	497	3.2%	1.4%	1.3%	1.3%
% of Patients satisfied with the dentistry they have received	1	1	N/A	93.2%	93.1%	93.2%
% of Patients satisfied with the time they had to wait for an appointment	1	1	N/A	89.3%	89.1%	89.0%

* This is based on patients treated on this contract for their most recent course of treatment. Figures in italics indicate the base number of FP17s or Patient Questionnaire responses are less than 100. N/A is shown where the base number of responses is less than 10 during the period. % is calculated as Quantity/Base number*100

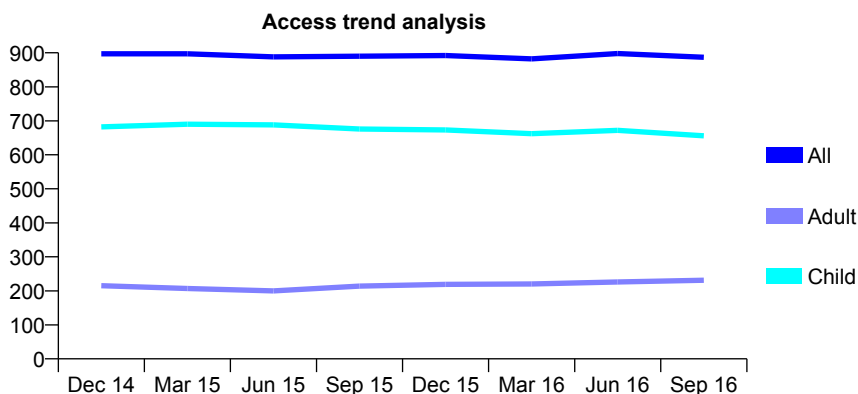
Q60 - Vital Signs At a Glance Contract Report for 739618/0001 - September 2016

Name or company name	MR J LAMPARD
Contract type name	GDS Contract
Purpose of contract	General and Orthodontic
Contract start date	01/04/2006
Contract end date	

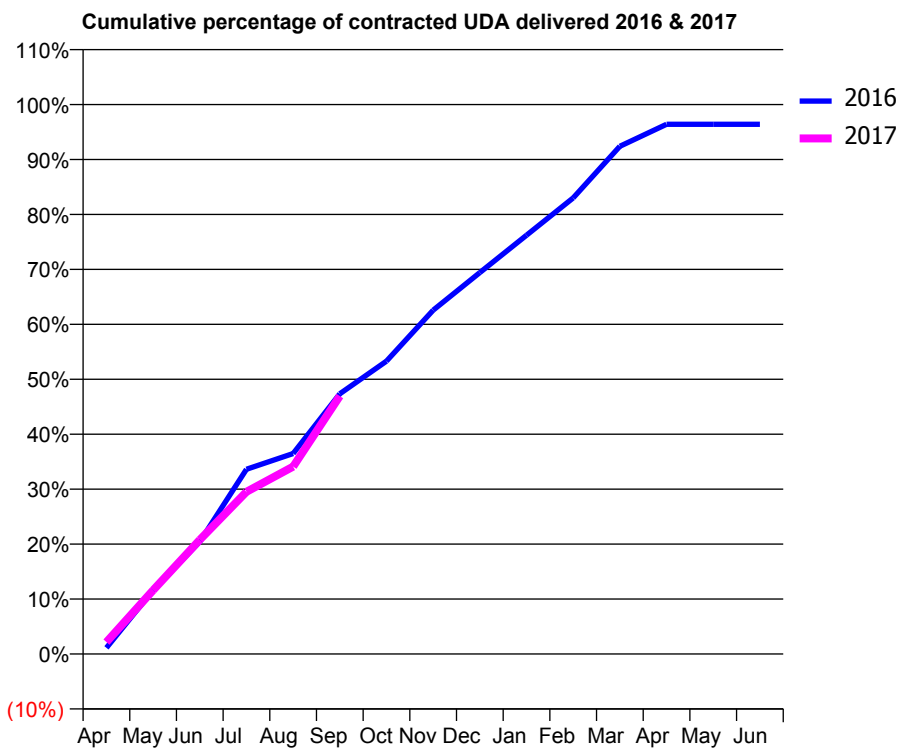
16/17 Contracted general activity (UDA)	1,850
Carry forward general activity (UDA)	0
16/17 Contracted orthodontic activity (UOA)	38
Carry forward orthodontic activity (UOA)	0
Baseline contract value	£49,514.20

ACCESS*

Patients seen in 24 months	Total	Change since previous quarter
Quarter ending September 2015	890	
Quarter ending December 2015	892	→
Quarter ending March 2016	882	↓
Quarter ending June 2016	898	→
Quarter ending September 2016	887	↓
Variance since September 2015	(0.3%)	→



ACTIVITY



Month	Adjusted Scheduled Activity (UDA)	
	2016	2017
April	21	40
May	215	215
June	378	385
July	622	546
August	675	631
September	876	869
October	986	
November	1,157	
December	1,284	
January	1,410	
February	1,535	
March	1,709	
April	1,784	
May	1,784	
June	1,784	

QUALITY

	Quantity	Base Number	Contract	AT	Region	England
% of FP17s for the same patient ID Re-attending within 3 months - Children	31	606	5.1%	10.4%	12.0%	12.4%
% of FP17s for the same patient ID Re-attending within 3 months - Adults	7	123	5.7%	14.2%	15.9%	16.7%
% of FP17s for the same patient ID Re-attending between 3 & 9 months - Children	438	606	72.3%	59.3%	58.6%	57.4%
% of FP17s for the same patient ID Re-attending between 3 & 9 months - Adults	65	123	52.8%	54.4%	51.6%	50.5%
% of FP17s for Band 1 Urgent Courses	18	667	2.7%	6.9%	8.0%	9.1%
% of FP17s Relating to Free Repair or Replacements	0	667	0.0%	0.9%	0.8%	0.8%
% of FP17s Relating to Continuations	0	667	0.0%	1.4%	1.3%	1.3%
% of Patients satisfied with the dentistry they have received	2	2	N/A	93.2%	93.1%	93.2%
% of Patients satisfied with the time they had to wait for an appointment	2	2	N/A	89.3%	89.1%	89.0%

* This is based on patients treated on this contract for their most recent course of treatment. Figures in italics indicate the base number of FP17s or Patient Questionnaire responses are less than 100. N/A is shown where the base number of responses is less than 10 during the period. % is calculated as Quantity/Base number*100

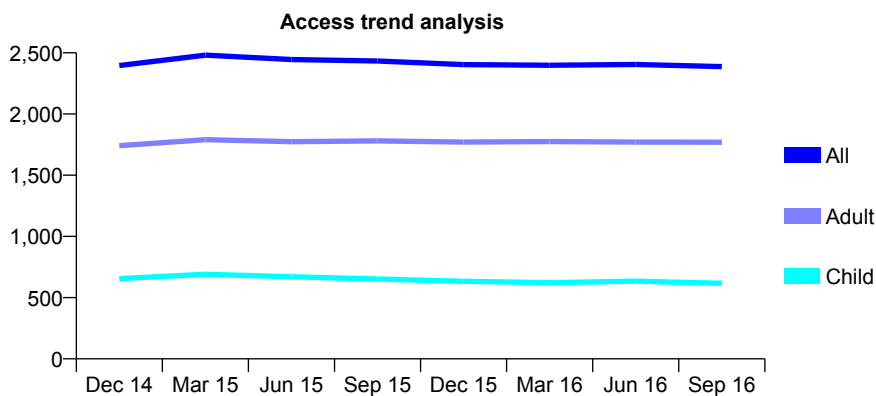
Q60 - Vital Signs At a Glance Contract Report for 740993/0001 - September 2016

Name or company name	MR JC WONG
Contract type name	GDS Contract
Purpose of contract	General
Contract start date	01/04/2006
Contract end date	

16/17 Contracted general activity (UDA)	8,120
Carry forward general activity (UDA)	0
16/17 Contracted orthodontic activity (UOA)	0
Carry forward orthodontic activity (UOA)	0
Baseline contract value	£232,228.98

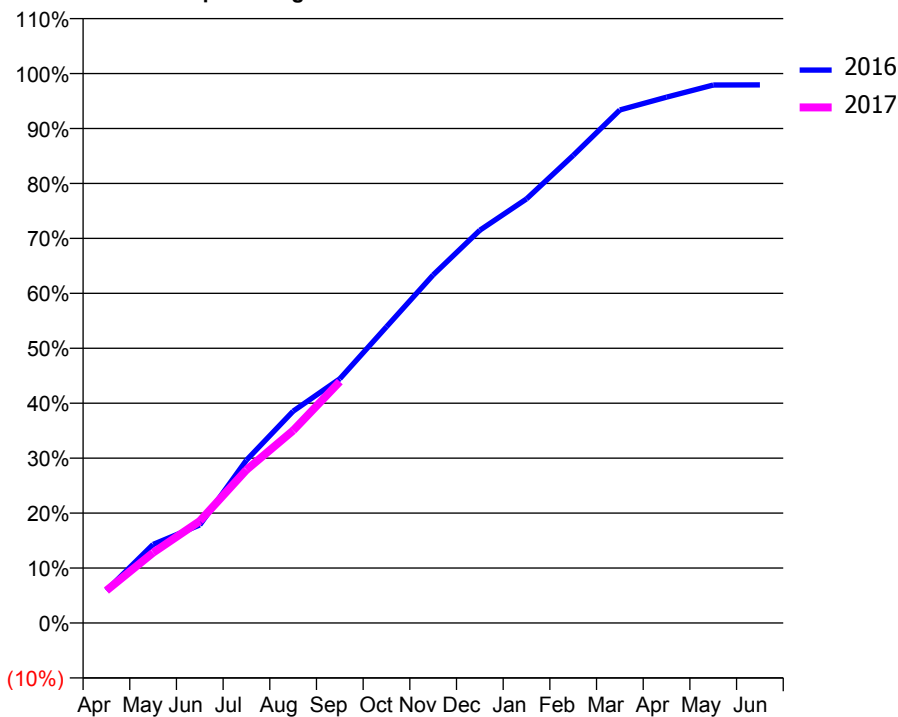
ACCESS*

Patients seen in 24 months	Total	Change since previous quarter
Quarter ending September 2015	2,433	
Quarter ending December 2015	2,404	↓
Quarter ending March 2016	2,398	→
Quarter ending June 2016	2,405	→
Quarter ending September 2016	2,387	→
Variance since September 2015	(1.9%)	↓



ACTIVITY

Cumulative percentage of contracted UDA delivered 2016 & 2017



Month	Adjusted Scheduled Activity (UDA)	
	2016	2017
April	481	479
May	1,161	1,040
June	1,449	1,506
July	2,406	2,263
August	3,129	2,843
September	3,609	3,568
October	4,378	
November	5,144	
December	5,805	
January	6,268	
February	6,909	
March	7,582	
April	7,771	
May	7,950	
June	7,953	

QUALITY

	Quantity	Base Number	Contract	AT	Region	England
% of FP17s for the same patient ID Re-attending within 3 months - Children	33	544	6.1%	10.4%	12.0%	12.4%
% of FP17s for the same patient ID Re-attending within 3 months - Adults	237	1,500	15.8%	14.2%	15.9%	16.7%
% of FP17s for the same patient ID Re-attending between 3 & 9 months - Children	356	544	65.4%	59.3%	58.6%	57.4%
% of FP17s for the same patient ID Re-attending between 3 & 9 months - Adults	915	1,500	61.0%	54.4%	51.6%	50.5%
% of FP17s for Band 1 Urgent Courses	143	1,821	7.9%	6.9%	8.0%	9.1%
% of FP17s Relating to Free Repair or Replacements	12	1,821	0.7%	0.9%	0.8%	0.8%
% of FP17s Relating to Continuations	45	1,821	2.5%	1.4%	1.3%	1.3%
% of Patients satisfied with the dentistry they have received	4	4	N/A	93.2%	93.1%	93.2%
% of Patients satisfied with the time they had to wait for an appointment	4	4	N/A	89.3%	89.1%	89.0%

* This is based on patients treated on this contract for their most recent course of treatment. Figures in italics indicate the base number of FP17s or Patient Questionnaire responses are less than 100. N/A is shown where the base number of responses is less than 10 during the period. % is calculated as Quantity/Base number*100

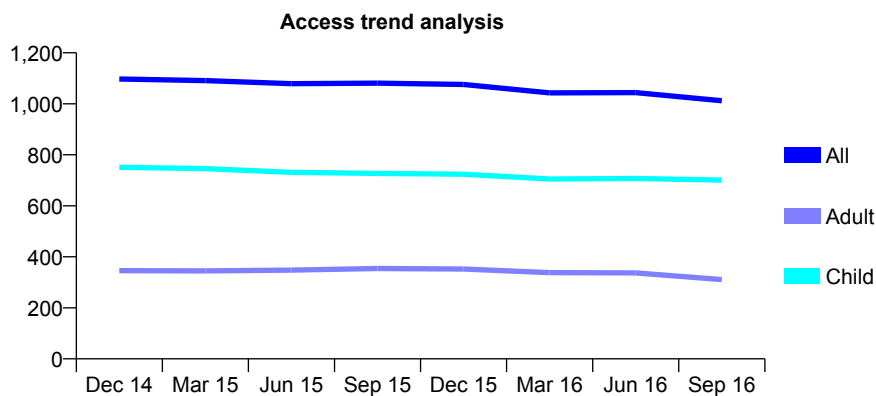
Q60 - Vital Signs At a Glance Contract Report for 741361/0001 - September 2016

Name or company name	MISS SM BATHO
Contract type name	GDS Contract
Purpose of contract	General
Contract start date	01/04/2006
Contract end date	

16/17 Contracted general activity (UDA)	2,500
Carry forward general activity (UDA)	0
16/17 Contracted orthodontic activity (UOA)	0
Carry forward orthodontic activity (UOA)	0
Baseline contract value	£55,564.19

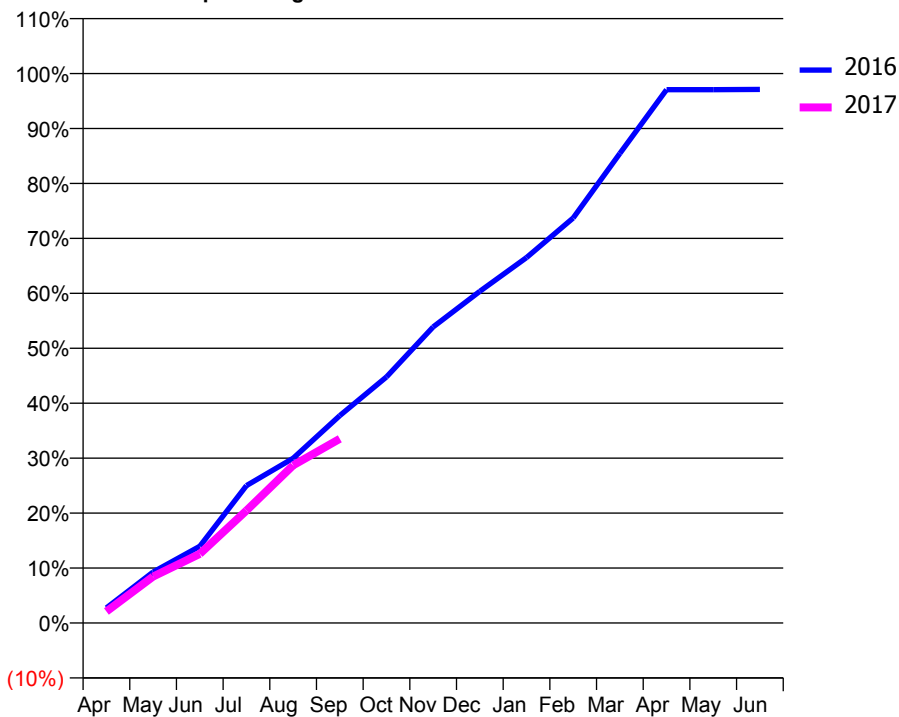
ACCESS*

Patients seen in 24 months	Total	Change since previous quarter
Quarter ending September 2015	1,081	
Quarter ending December 2015	1,076	→
Quarter ending March 2016	1,043	↓
Quarter ending June 2016	1,044	→
Quarter ending September 2016	1,012	↓
Variance since September 2015	(6.4%)	↓



ACTIVITY

Cumulative percentage of contracted UDA delivered 2016 & 2017



Month	Adjusted Scheduled Activity (UDA)	
	2016	2017
April	69	53
May	232	212
June	349	315
July	625	512
August	749	717
September	944	838
October	1,120	
November	1,347	
December	1,509	
January	1,663	
February	1,843	
March	2,136	
April	2,426	
May	2,426	
June	2,427	

QUALITY

	Quantity	Base Number	Contract	AT	Region	England
% of FP17s for the same patient ID Re-attending within 3 months - Children	46	539	8.5%	10.4%	12.0%	12.4%
% of FP17s for the same patient ID Re-attending within 3 months - Adults	30	155	19.4%	14.2%	15.9%	16.7%
% of FP17s for the same patient ID Re-attending between 3 & 9 months - Children	291	539	54.0%	59.3%	58.6%	57.4%
% of FP17s for the same patient ID Re-attending between 3 & 9 months - Adults	78	155	50.3%	54.4%	51.6%	50.5%
% of FP17s for Band 1 Urgent Courses	32	515	6.2%	6.9%	8.0%	9.1%
% of FP17s Relating to Free Repair or Replacements	0	515	0.0%	0.9%	0.8%	0.8%
% of FP17s Relating to Continuations	0	515	0.0%	1.4%	1.3%	1.3%
% of Patients satisfied with the dentistry they have received	0	0	N/A	93.2%	93.1%	93.2%
% of Patients satisfied with the time they had to wait for an appointment	0	0	N/A	89.3%	89.1%	89.0%

* This is based on patients treated on this contract for their most recent course of treatment. Figures in italics indicate the base number of FP17s or Patient Questionnaire responses are less than 100. N/A is shown where the base number of responses is less than 10 during the period. % is calculated as Quantity/Base number*100

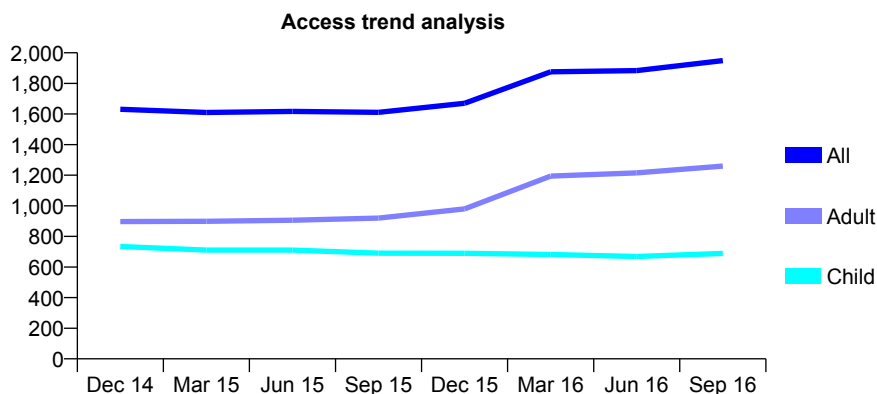
Q60 - Vital Signs At a Glance Contract Report for 741396/0001 - September 2016

Name or company name	MR D CHILCOTT
Contract type name	GDS Contract
Purpose of contract	General
Contract start date	01/04/2006
Contract end date	

16/17 Contracted general activity (UDA)	5,679
Carry forward general activity (UDA)	0
16/17 Contracted orthodontic activity (UOA)	0
Carry forward orthodontic activity (UOA)	0
Baseline contract value	£147,232.44

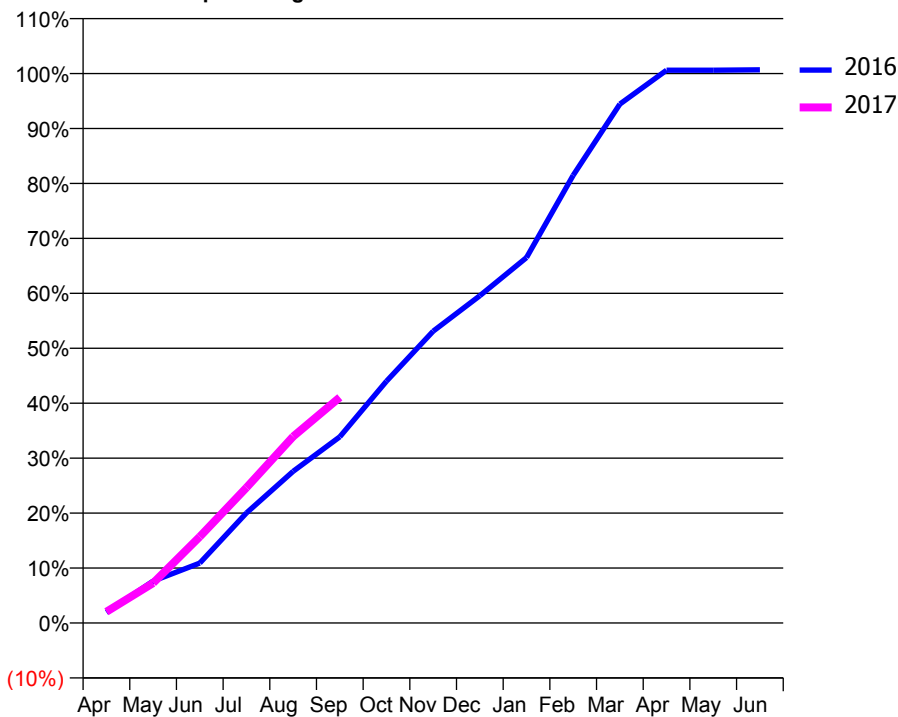
ACCESS*

Patients seen in 24 months	Total	Change since previous quarter
Quarter ending September 2015	1,611	
Quarter ending December 2015	1,670	↑
Quarter ending March 2016	1,876	↑
Quarter ending June 2016	1,884	→
Quarter ending September 2016	1,949	↑
Variance since September 2015	21.0%	↑



ACTIVITY

Cumulative percentage of contracted UDA delivered 2016 & 2017



Adjusted Scheduled Activity (UDA)

Month	2016	2017
April	109	117
May	433	413
June	619	893
July	1,138	1,399
August	1,568	1,928
September	1,925	2,333
October	2,499	
November	3,016	
December	3,383	
January	3,776	
February	4,626	
March	5,363	
April	5,713	
May	5,713	
June	5,717	

QUALITY

	Quantity	Base Number	Contract	AT	Region	England
% of FP17s for the same patient ID Re-attending within 3 months - Children	42	582	7.2%	10.4%	12.0%	12.4%
% of FP17s for the same patient ID Re-attending within 3 months - Adults	98	816	12.0%	14.2%	15.9%	16.7%
% of FP17s for the same patient ID Re-attending between 3 & 9 months - Children	394	582	67.7%	59.3%	58.6%	57.4%
% of FP17s for the same patient ID Re-attending between 3 & 9 months - Adults	492	816	60.3%	54.4%	51.6%	50.5%
% of FP17s for Band 1 Urgent Courses	9	1,255	0.7%	6.9%	8.0%	9.1%
% of FP17s Relating to Free Repair or Replacements	1	1,255	0.1%	0.9%	0.8%	0.8%
% of FP17s Relating to Continuations	11	1,255	0.9%	1.4%	1.3%	1.3%
% of Patients satisfied with the dentistry they have received	2	2	N/A	93.2%	93.1%	93.2%
% of Patients satisfied with the time they had to wait for an appointment	2	2	N/A	89.3%	89.1%	89.0%

* This is based on patients treated on this contract for their most recent course of treatment. Figures in italics indicate the base number of FP17s or Patient Questionnaire responses are less than 100. N/A is shown where the base number of responses is less than 10 during the period. % is calculated as Quantity/Base number*100

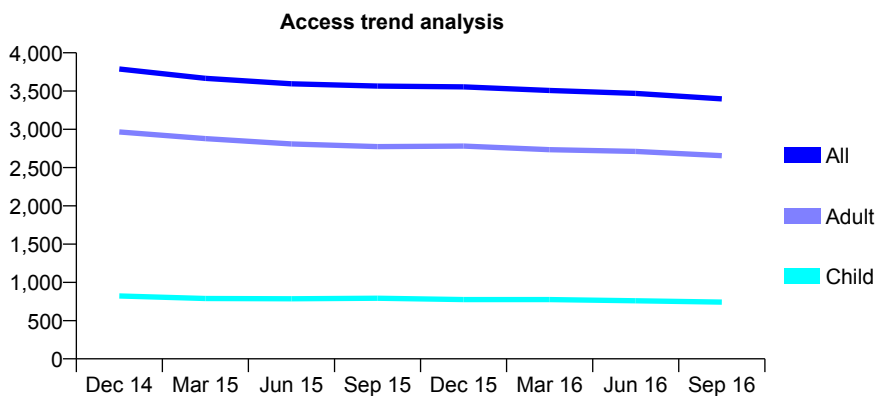
Q60 - Vital Signs At a Glance Contract Report for 745804/0001 - September 2016

Name or company name	MR YM TSO
Contract type name	GDS Contract
Purpose of contract	General
Contract start date	01/04/2006
Contract end date	

16/17 Contracted general activity (UDA)	8,200
Carry forward general activity (UDA)	0
16/17 Contracted orthodontic activity (UOA)	0
Carry forward orthodontic activity (UOA)	0
Baseline contract value	£236,413.29

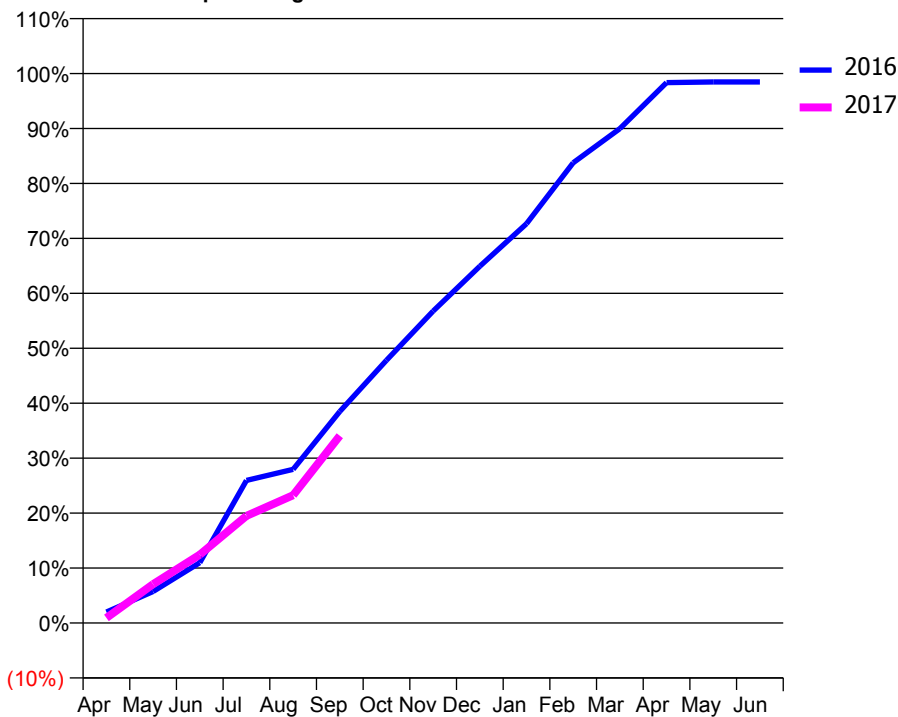
ACCESS*

Patients seen in 24 months	Total	Change since previous quarter
Quarter ending September 2015	3,566	
Quarter ending December 2015	3,555	→
Quarter ending March 2016	3,508	↓
Quarter ending June 2016	3,470	↓
Quarter ending September 2016	3,398	↓
Variance since September 2015	(4.7%)	↓



ACTIVITY

Cumulative percentage of contracted UDA delivered 2016 & 2017



Month	Adjusted Scheduled Activity (UDA)	
	2016	2017
April	164	77
May	470	580
June	901	1,020
July	2,128	1,599
August	2,293	1,908
September	3,156	2,795
October	3,921	
November	4,656	
December	5,323	
January	5,958	
February	6,868	
March	7,378	
April	8,063	
May	8,075	
June	8,075	

QUALITY

	Quantity	Base Number	Contract	AT	Region	England
% of FP17s for the same patient ID Re-attending within 3 months - Children	21	367	5.7%	10.4%	12.0%	12.4%
% of FP17s for the same patient ID Re-attending within 3 months - Adults	155	1,295	12.0%	14.2%	15.9%	16.7%
% of FP17s for the same patient ID Re-attending between 3 & 9 months - Children	85	367	23.2%	59.3%	58.6%	57.4%
% of FP17s for the same patient ID Re-attending between 3 & 9 months - Adults	278	1,295	21.5%	54.4%	51.6%	50.5%
% of FP17s for Band 1 Urgent Courses	153	1,351	11.3%	6.9%	8.0%	9.1%
% of FP17s Relating to Free Repair or Replacements	28	1,351	2.1%	0.9%	0.8%	0.8%
% of FP17s Relating to Continuations	23	1,351	1.7%	1.4%	1.3%	1.3%
% of Patients satisfied with the dentistry they have received	6	8	N/A	93.2%	93.1%	93.2%
% of Patients satisfied with the time they had to wait for an appointment	6	8	N/A	89.3%	89.1%	89.0%

* This is based on patients treated on this contract for their most recent course of treatment. Figures in italics indicate the base number of FP17s or Patient Questionnaire responses are less than 100. N/A is shown where the base number of responses is less than 10 during the period. % is calculated as Quantity/Base number*100

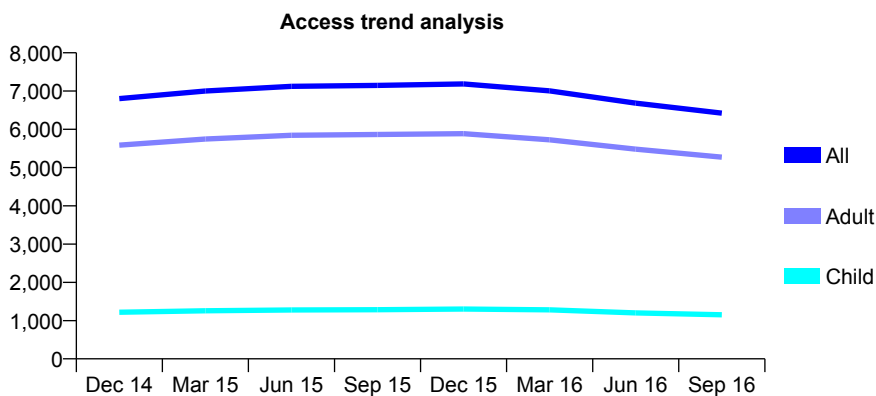
Q60 - Vital Signs At a Glance Contract Report for 749559/0001 - September 2016

Name or company name	MR JC PREECE
Contract type name	GDS Contract
Purpose of contract	General
Contract start date	01/04/2006
Contract end date	

16/17 Contracted general activity (UDA)	19,778
Carry forward general activity (UDA)	0
16/17 Contracted orthodontic activity (UOA)	0
Carry forward orthodontic activity (UOA)	0
Baseline contract value	£561,052.18

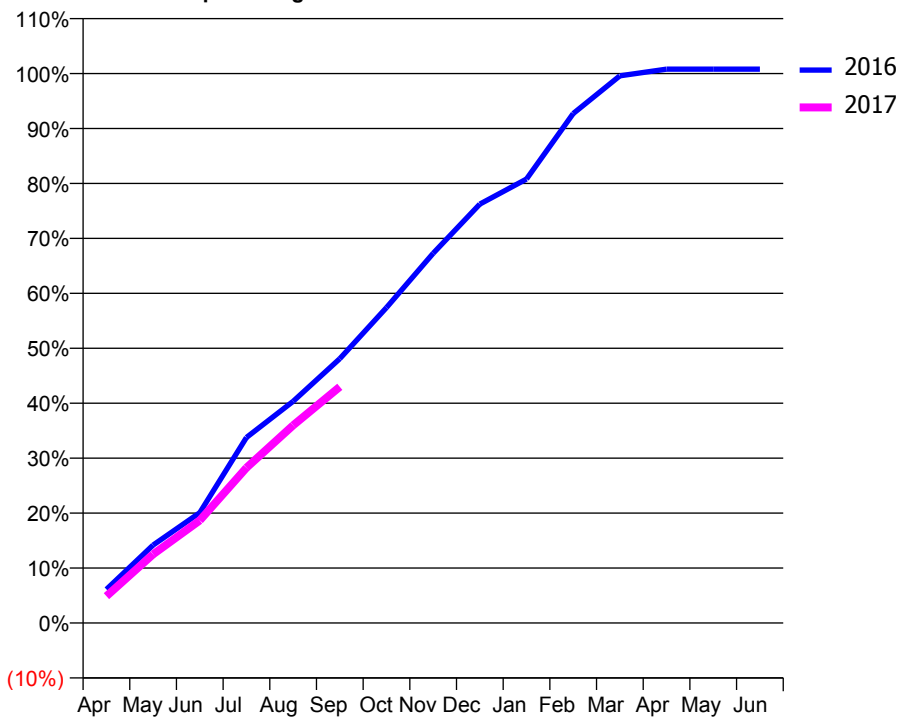
ACCESS*

Patients seen in 24 months	Total	Change since previous quarter
Quarter ending September 2015	7,148	
Quarter ending December 2015	7,186	→
Quarter ending March 2016	7,006	↓
Quarter ending June 2016	6,684	↓
Quarter ending September 2016	6,424	↓
Variance since September 2015	(10.1%)	↓



ACTIVITY

Cumulative percentage of contracted UDA delivered 2016 & 2017



Month	Adjusted Scheduled Activity (UDA)	
	2016	2017
April	1,214	968
May	2,805	2,474
June	3,969	3,694
July	6,679	5,588
August	7,980	7,113
September	9,517	8,502
October	11,351	
November	13,305	
December	15,078	
January	15,982	
February	18,336	
March	19,696	
April	19,935	
May	19,933	
June	19,936	

QUALITY

	Quantity	Base Number	Contract	AT	Region	England
% of FP17s for the same patient ID Re-attending within 3 months - Children	50	930	5.4%	10.4%	12.0%	12.4%
% of FP17s for the same patient ID Re-attending within 3 months - Adults	599	4,221	14.2%	14.2%	15.9%	16.7%
% of FP17s for the same patient ID Re-attending between 3 & 9 months - Children	683	930	73.4%	59.3%	58.6%	57.4%
% of FP17s for the same patient ID Re-attending between 3 & 9 months - Adults	3,002	4,221	71.1%	54.4%	51.6%	50.5%
% of FP17s for Band 1 Urgent Courses	352	5,050	7.0%	6.9%	8.0%	9.1%
% of FP17s Relating to Free Repair or Replacements	38	5,050	0.8%	0.9%	0.8%	0.8%
% of FP17s Relating to Continuations	59	5,050	1.2%	1.4%	1.3%	1.3%
% of Patients satisfied with the dentistry they have received	8	8	N/A	93.2%	93.1%	93.2%
% of Patients satisfied with the time they had to wait for an appointment	7	8	N/A	89.3%	89.1%	89.0%

* This is based on patients treated on this contract for their most recent course of treatment. Figures in italics indicate the base number of FP17s or Patient Questionnaire responses are less than 100. N/A is shown where the base number of responses is less than 10 during the period. % is calculated as Quantity/Base number*100

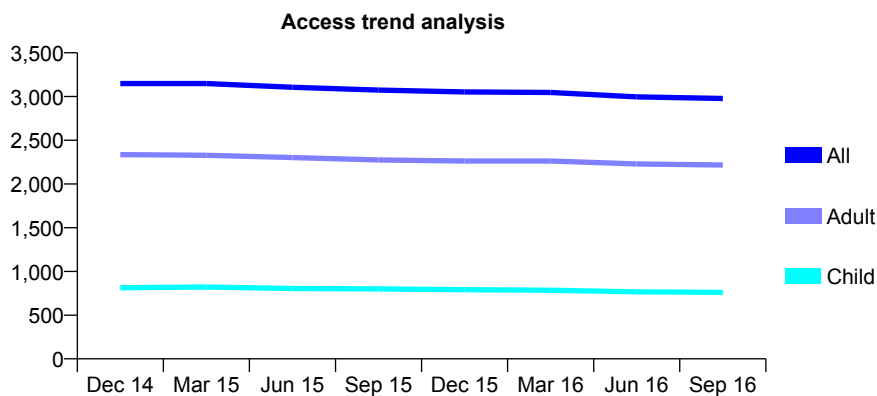
Q60 - Vital Signs At a Glance Contract Report for 755362/0001 - September 2016

Name or company name	MR KS HUGHES
Contract type name	GDS Contract
Purpose of contract	General
Contract start date	01/04/2006
Contract end date	

16/17 Contracted general activity (UDA)	9,315
Carry forward general activity (UDA)	0
16/17 Contracted orthodontic activity (UOA)	0
Carry forward orthodontic activity (UOA)	0
Baseline contract value	£248,125.83

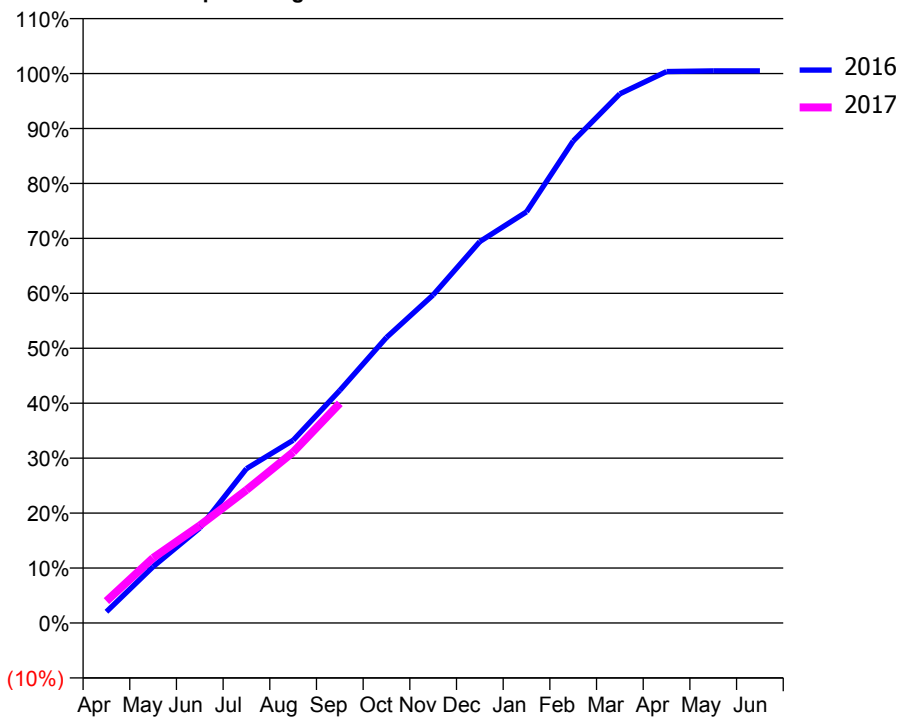
ACCESS*

Patients seen in 24 months	Total	Change since previous quarter
Quarter ending September 2015	3,074	
Quarter ending December 2015	3,053	→
Quarter ending March 2016	3,047	→
Quarter ending June 2016	2,996	↓
Quarter ending September 2016	2,978	→
Variance since September 2015	(3.1%)	↓



ACTIVITY

Cumulative percentage of contracted UDA delivered 2016 & 2017



Adjusted Scheduled Activity (UDA)

Month	2016	2017
April	192	371
May	954	1,104
June	1,610	1,653
July	2,615	2,254
August	3,099	2,897
September	3,942	3,724
October	4,841	
November	5,561	
December	6,465	
January	6,969	
February	8,171	
March	8,971	
April	9,349	
May	9,360	
June	9,360	

QUALITY

	Quantity	Base Number	Contract	AT	Region	England
% of FP17s for the same patient ID Re-attending within 3 months - Children	51	739	6.9%	10.4%	12.0%	12.4%
% of FP17s for the same patient ID Re-attending within 3 months - Adults	237	1,679	14.1%	14.2%	15.9%	16.7%
% of FP17s for the same patient ID Re-attending between 3 & 9 months - Children	572	739	77.4%	59.3%	58.6%	57.4%
% of FP17s for the same patient ID Re-attending between 3 & 9 months - Adults	1,072	1,679	63.8%	54.4%	51.6%	50.5%
% of FP17s for Band 1 Urgent Courses	140	2,216	6.3%	6.9%	8.0%	9.1%
% of FP17s Relating to Free Repair or Replacements	28	2,216	1.3%	0.9%	0.8%	0.8%
% of FP17s Relating to Continuations	18	2,216	0.8%	1.4%	1.3%	1.3%
% of Patients satisfied with the dentistry they have received	5	5	N/A	93.2%	93.1%	93.2%
% of Patients satisfied with the time they had to wait for an appointment	5	5	N/A	89.3%	89.1%	89.0%

* This is based on patients treated on this contract for their most recent course of treatment. Figures in italics indicate the base number of FP17s or Patient Questionnaire responses are less than 100. N/A is shown where the base number of responses is less than 10 during the period. % is calculated as Quantity/Base number*100

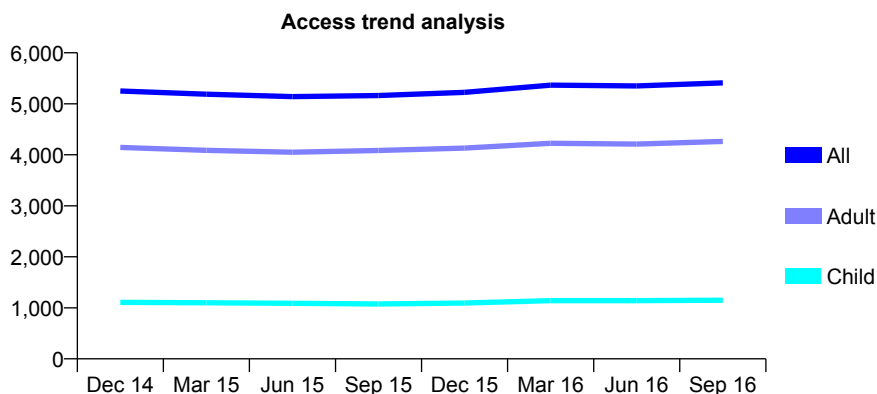
Q60 - Vital Signs At a Glance Contract Report for 762571/0001 - September 2016

Name or company name	MRS A BARD
Contract type name	GDS Contract
Purpose of contract	General
Contract start date	01/12/2011
Contract end date	

16/17 Contracted general activity (UDA)	15,000
Carry forward general activity (UDA)	0
16/17 Contracted orthodontic activity (UOA)	0
Carry forward orthodontic activity (UOA)	0
Baseline contract value	£386,906.61

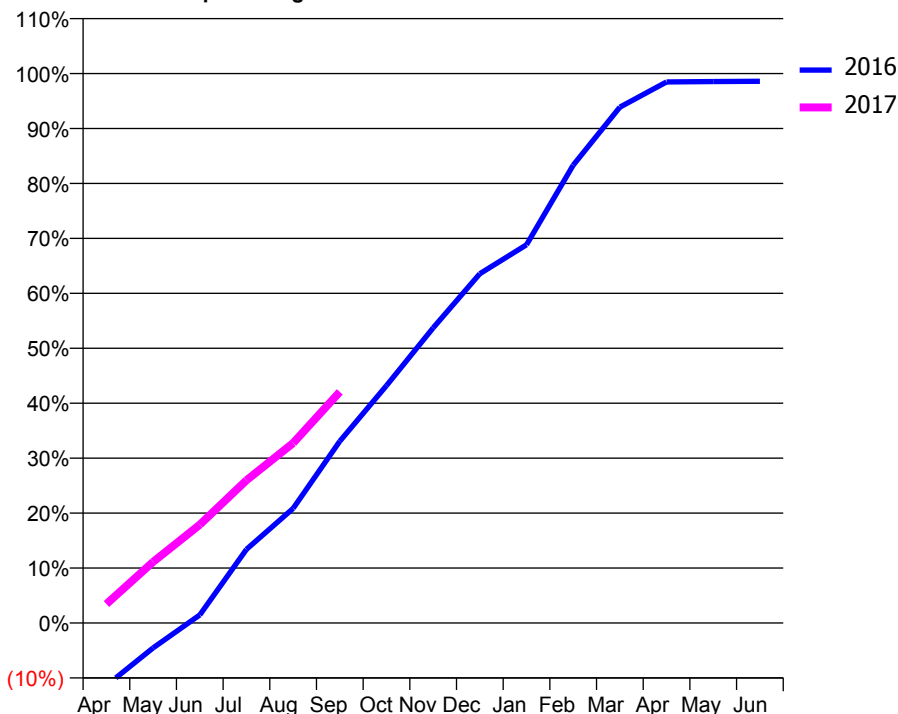
ACCESS*

Patients seen in 24 months	Total	Change since previous quarter
Quarter ending September 2015	5,162	
Quarter ending December 2015	5,226	→
Quarter ending March 2016	5,365	↑
Quarter ending June 2016	5,350	→
Quarter ending September 2016	5,410	→
Variance since September 2015	4.8%	↑



ACTIVITY

Cumulative percentage of contracted UDA delivered 2016 & 2017



Month	Adjusted Scheduled Activity (UDA)	
	2016	2017
April	-1,652	520
May	-659	1,668
June	212	2,684
July	1,945	3,897
August	3,026	4,911
September	4,799	6,310
October	6,267	
November	7,788	
December	9,218	
January	9,980	
February	12,082	
March	13,612	
April	14,278	
May	14,286	
June	14,293	

QUALITY

	Quantity	Base Number	Contract	AT	Region	England
% of FP17s for the same patient ID Re-attending within 3 months - Children	98	1,052	9.3%	10.4%	12.0%	12.4%
% of FP17s for the same patient ID Re-attending within 3 months - Adults	477	3,305	14.4%	14.2%	15.9%	16.7%
% of FP17s for the same patient ID Re-attending between 3 & 9 months - Children	766	1,052	72.8%	59.3%	58.6%	57.4%
% of FP17s for the same patient ID Re-attending between 3 & 9 months - Adults	2,071	3,305	62.7%	54.4%	51.6%	50.5%
% of FP17s for Band 1 Urgent Courses	196	3,644	5.4%	6.9%	8.0%	9.1%
% of FP17s Relating to Free Repair or Replacements	17	3,644	0.5%	0.9%	0.8%	0.8%
% of FP17s Relating to Continuations	26	3,644	0.7%	1.4%	1.3%	1.3%
% of Patients satisfied with the dentistry they have received	12	12	100.0%	93.2%	93.1%	93.2%
% of Patients satisfied with the time they had to wait for an appointment	12	12	100.0%	89.3%	89.1%	89.0%

* This is based on patients treated on this contract for their most recent course of treatment. Figures in italics indicate the base number of FP17s or Patient Questionnaire responses are less than 100. N/A is shown where the base number of responses is less than 10 during the period. % is calculated as Quantity/Base number*100

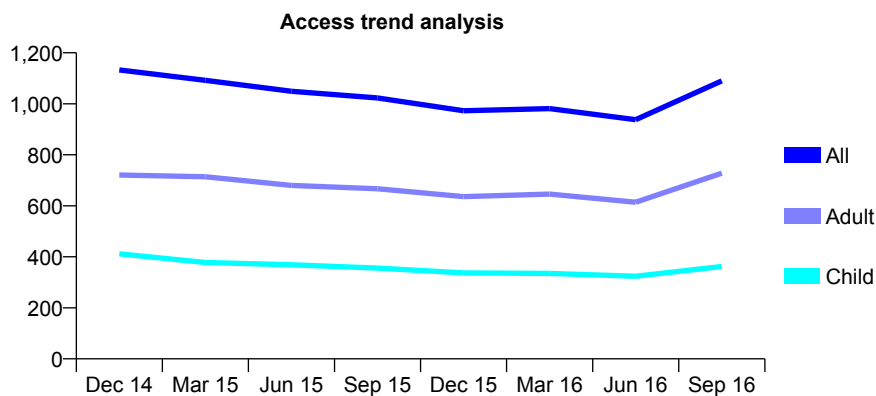
Q60 - Vital Signs At a Glance Contract Report for 762776/0001 - September 2016

Name or company name	MR A SHAMSI
Contract type name	GDS Contract
Purpose of contract	General
Contract start date	01/04/2006
Contract end date	

16/17 Contracted general activity (UDA)	6,178
Carry forward general activity (UDA)	0
16/17 Contracted orthodontic activity (UOA)	0
Carry forward orthodontic activity (UOA)	0
Baseline contract value	£158,651.32

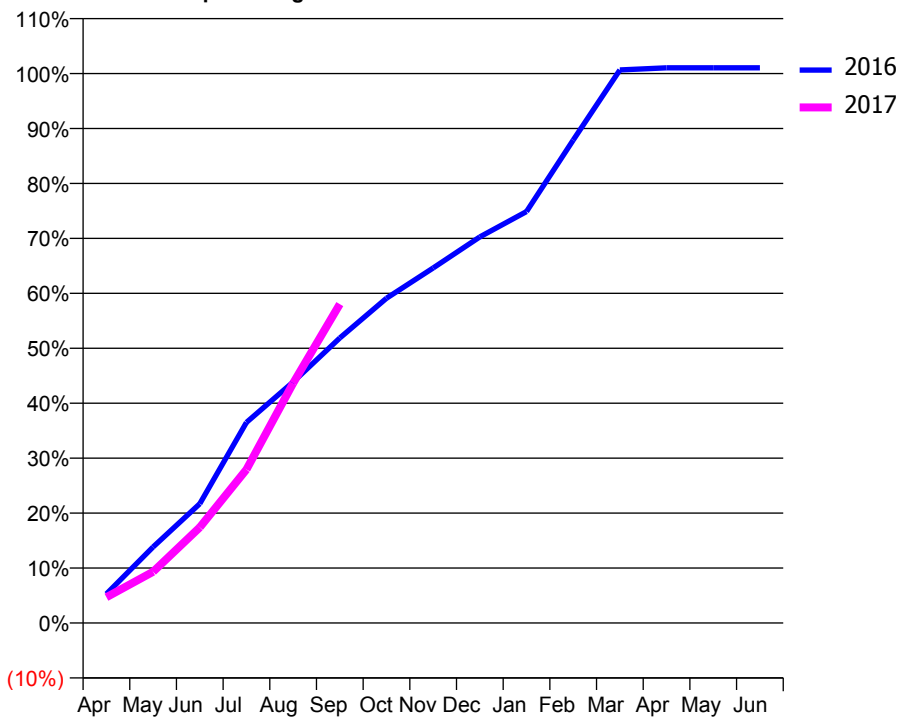
ACCESS*

Patients seen in 24 months	Total	Change since previous quarter
Quarter ending September 2015	1,023	
Quarter ending December 2015	973	↓
Quarter ending March 2016	981	→
Quarter ending June 2016	938	↓
Quarter ending September 2016	1,090	↑
Variance since September 2015	6.5%	↑



ACTIVITY

Cumulative percentage of contracted UDA delivered 2016 & 2017



Adjusted Scheduled Activity (UDA)

Month	2016	2017
April	248	290
May	648	576
June	1,016	1,076
July	1,708	1,726
August	2,051	2,697
September	2,427	3,586
October	2,765	
November	3,022	
December	3,287	
January	3,503	
February	4,111	
March	4,708	
April	4,727	
May	4,727	
June	4,727	

QUALITY

	Quantity	Base Number	Contract	AT	Region	England
% of FP17s for the same patient ID Re-attending within 3 months - Children	18	271	6.6%	10.4%	12.0%	12.4%
% of FP17s for the same patient ID Re-attending within 3 months - Adults	68	529	12.9%	14.2%	15.9%	16.7%
% of FP17s for the same patient ID Re-attending between 3 & 9 months - Children	124	271	45.8%	59.3%	58.6%	57.4%
% of FP17s for the same patient ID Re-attending between 3 & 9 months - Adults	225	529	42.5%	54.4%	51.6%	50.5%
% of FP17s for Band 1 Urgent Courses	4	794	0.5%	6.9%	8.0%	9.1%
% of FP17s Relating to Free Repair or Replacements	0	794	0.0%	0.9%	0.8%	0.8%
% of FP17s Relating to Continuations	3	794	0.4%	1.4%	1.3%	1.3%
% of Patients satisfied with the dentistry they have received	0	0	N/A	93.2%	93.1%	93.2%
% of Patients satisfied with the time they had to wait for an appointment	0	0	N/A	89.3%	89.1%	89.0%

* This is based on patients treated on this contract for their most recent course of treatment. Figures in italics indicate the base number of FP17s or Patient Questionnaire responses are less than 100. N/A is shown where the base number of responses is less than 10 during the period. % is calculated as Quantity/Base number*100

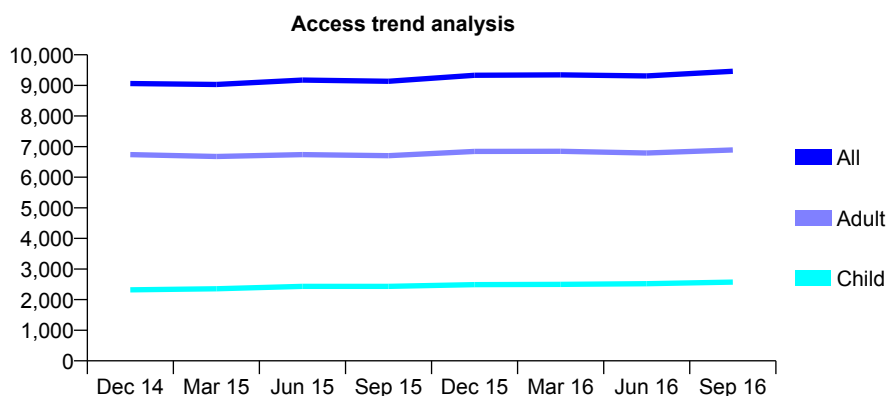
Q60 - Vital Signs At a Glance Contract Report for 762776/0002 - September 2016

Name or company name	MR A SHAMSI
Contract type name	PDS Plus Contract
Purpose of contract	General
Contract start date	01/02/2011
Contract end date	31/03/2021

16/17 Contracted general activity (UDA)	33,500
Carry forward general activity (UDA)	0
16/17 Contracted orthodontic activity (UOA)	0
Carry forward orthodontic activity (UOA)	0
Baseline contract value	£627,688.27

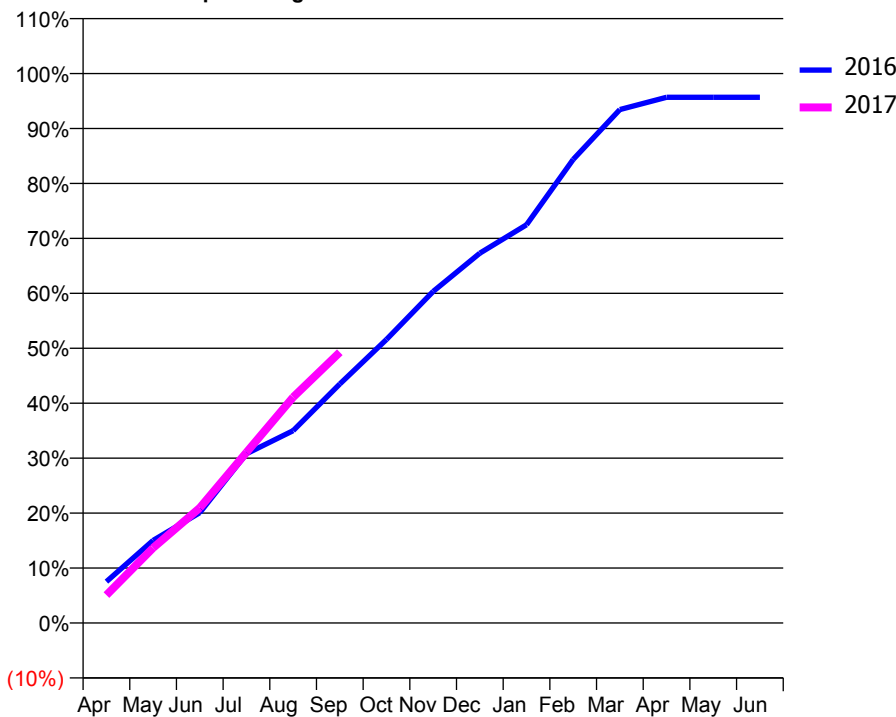
ACCESS*

Patients seen in 24 months	Total	Change since previous quarter
Quarter ending September 2015	9,136	
Quarter ending December 2015	9,331	↑
Quarter ending March 2016	9,344	→
Quarter ending June 2016	9,311	→
Quarter ending September 2016	9,462	→
Variance since September 2015	3.6%	↑



ACTIVITY

Cumulative percentage of contracted UDA delivered 2016 & 2017



Month	Adjusted Scheduled Activity (UDA)	
	2016	2017
April	2,521	1,700
May	5,034	4,584
June	6,726	7,021
July	10,322	10,404
August	11,729	13,764
September	14,571	16,511
October	17,289	
November	20,213	
December	22,544	
January	24,276	
February	28,259	
March	31,306	
April	32,052	
May	32,052	
June	32,052	

QUALITY

	Quantity	Base Number	Contract	AT	Region	England
% of FP17s for the same patient ID Re-attending within 3 months - Children	49	1,505	3.3%	10.4%	12.0%	12.4%
% of FP17s for the same patient ID Re-attending within 3 months - Adults	108	3,363	3.2%	14.2%	15.9%	16.7%
% of FP17s for the same patient ID Re-attending between 3 & 9 months - Children	539	1,505	35.8%	59.3%	58.6%	57.4%
% of FP17s for the same patient ID Re-attending between 3 & 9 months - Adults	1,284	3,363	38.2%	54.4%	51.6%	50.5%
% of FP17s for Band 1 Urgent Courses	173	4,689	3.7%	6.9%	8.0%	9.1%
% of FP17s Relating to Free Repair or Replacements	13	4,689	0.3%	0.9%	0.8%	0.8%
% of FP17s Relating to Continuations	2	4,689	0.0%	1.4%	1.3%	1.3%
% of Patients satisfied with the dentistry they have received	23	23	100.0%	93.2%	93.1%	93.2%
% of Patients satisfied with the time they had to wait for an appointment	22	23	95.7%	89.3%	89.1%	89.0%

* This is based on patients treated on this contract for their most recent course of treatment. Figures in italics indicate the base number of FP17s or Patient Questionnaire responses are less than 100. N/A is shown where the base number of responses is less than 10 during the period. % is calculated as Quantity/Base number*100

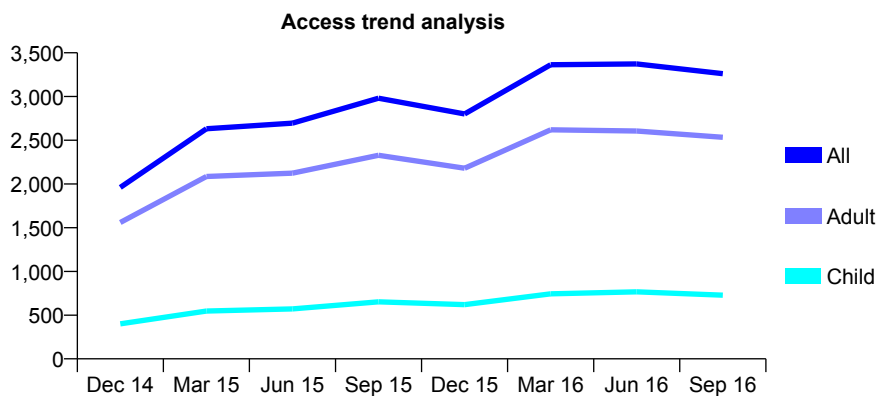
Q60 - Vital Signs At a Glance Contract Report for 764442/0003 - September 2016

Name or company name	MR KS GAKHAL
Contract type name	GDS Contract
Purpose of contract	General
Contract start date	01/01/2012
Contract end date	

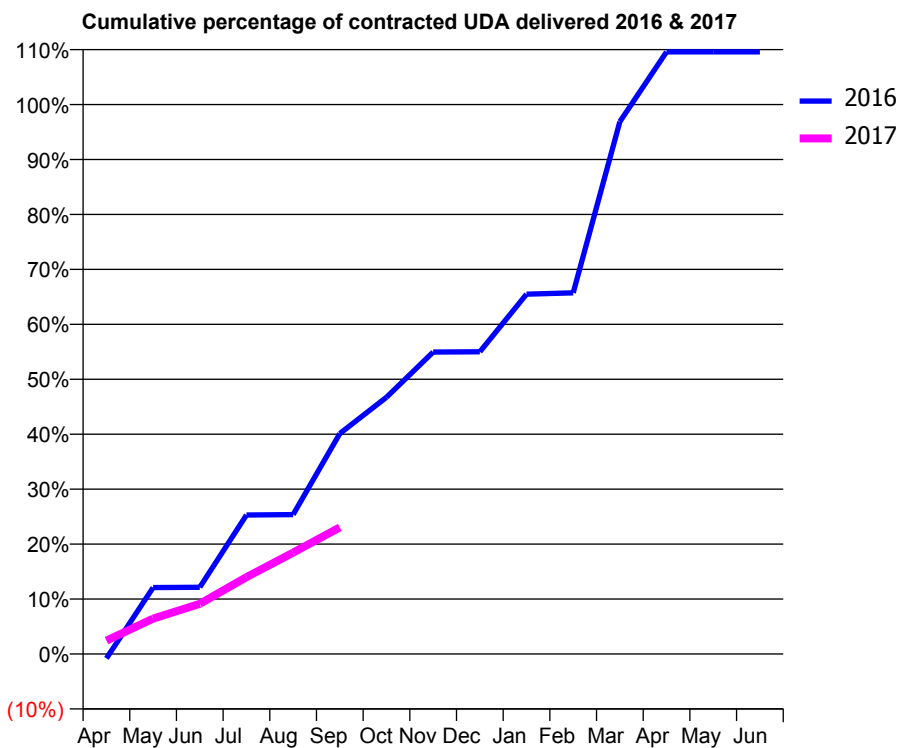
16/17 Contracted general activity (UDA)	9,882
Carry forward general activity (UDA)	0
16/17 Contracted orthodontic activity (UOA)	0
Carry forward orthodontic activity (UOA)	0
Baseline contract value	£263,404.91

ACCESS*

Patients seen in 24 months	Total	Change since previous quarter
Quarter ending September 2015	2,980	
Quarter ending December 2015	2,800	↓
Quarter ending March 2016	3,363	↑
Quarter ending June 2016	3,372	→
Quarter ending September 2016	3,262	↓
Variance since September 2015	9.5%	↑



ACTIVITY



Month	Adjusted Scheduled Activity (UDA)	
	2016	2017
April	-56	242
May	832	636
June	835	903
July	1,742	1,381
August	1,746	1,824
September	2,762	2,277
October	3,216	
November	3,783	
December	3,786	
January	4,507	
February	4,523	
March	6,667	
April	7,541	
May	7,541	
June	7,541	

QUALITY

	Quantity	Base Number	Contract	AT	Region	England
% of FP17s for the same patient ID Re-attending within 3 months - Children	41	429	9.6%	10.4%	12.0%	12.4%
% of FP17s for the same patient ID Re-attending within 3 months - Adults	174	1,274	13.7%	14.2%	15.9%	16.7%
% of FP17s for the same patient ID Re-attending between 3 & 9 months - Children	160	429	37.3%	59.3%	58.6%	57.4%
% of FP17s for the same patient ID Re-attending between 3 & 9 months - Adults	333	1,274	26.1%	54.4%	51.6%	50.5%
% of FP17s for Band 1 Urgent Courses	610	1,356	45.0%	6.9%	8.0%	9.1%
% of FP17s Relating to Free Repair or Replacements	14	1,356	1.0%	0.9%	0.8%	0.8%
% of FP17s Relating to Continuations	13	1,356	1.0%	1.4%	1.3%	1.3%
% of Patients satisfied with the dentistry they have received	0	1	N/A	93.2%	93.1%	93.2%
% of Patients satisfied with the time they had to wait for an appointment	1	1	N/A	89.3%	89.1%	89.0%

* This is based on patients treated on this contract for their most recent course of treatment. Figures in italics indicate the base number of FP17s or Patient Questionnaire responses are less than 100. N/A is shown where the base number of responses is less than 10 during the period. % is calculated as Quantity/Base number*100

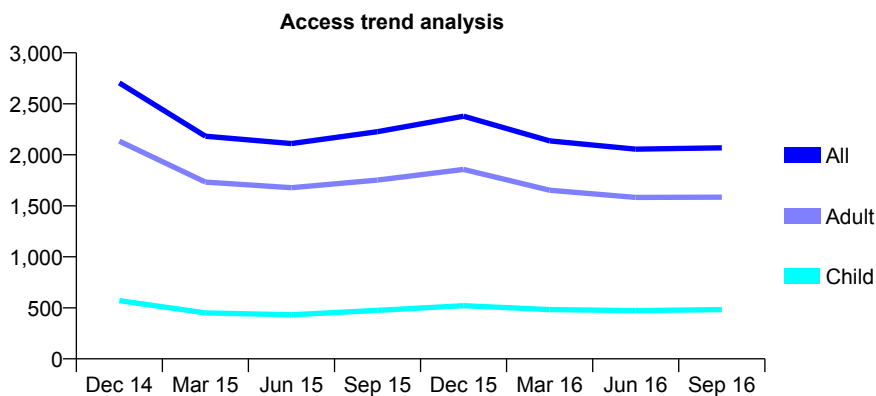
Q60 - Vital Signs At a Glance Contract Report for 764442/0004 - September 2016

Name or company name	MR KS GAKHAL
Contract type name	PDS Contract
Purpose of contract	General
Contract start date	01/01/2012
Contract end date	

16/17 Contracted general activity (UDA)	5,401
Carry forward general activity (UDA)	0
16/17 Contracted orthodontic activity (UOA)	0
Carry forward orthodontic activity (UOA)	0
Baseline contract value	£148,519.58

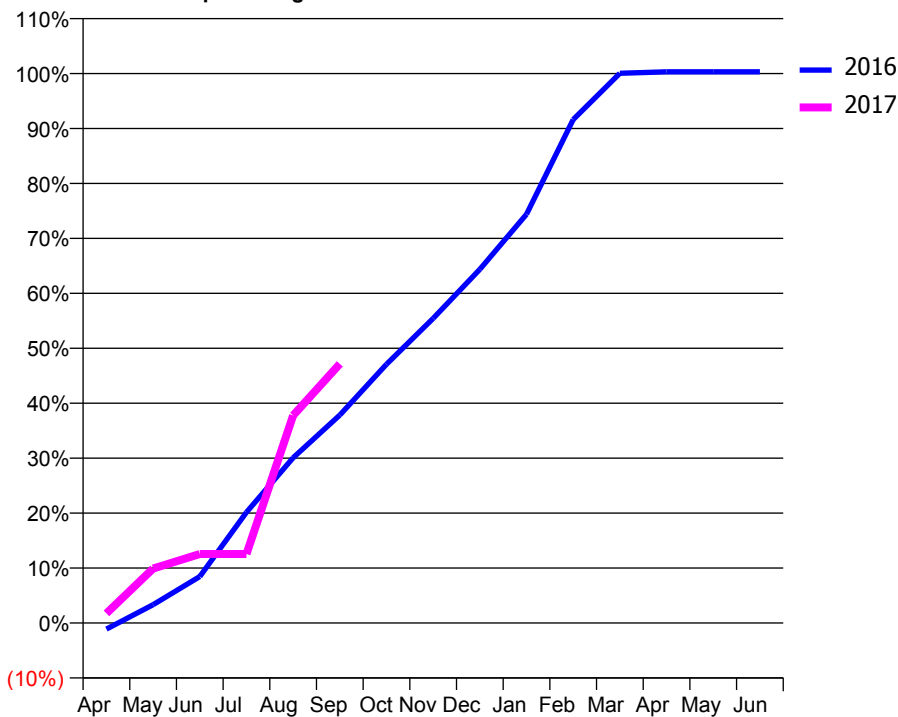
ACCESS*

Patients seen in 24 months	Total	Change since previous quarter
Quarter ending September 2015	2,227	
Quarter ending December 2015	2,378	↑
Quarter ending March 2016	2,136	↓
Quarter ending June 2016	2,055	↓
Quarter ending September 2016	2,068	→
Variance since September 2015	(7.1%)	↓



ACTIVITY

Cumulative percentage of contracted UDA delivered 2016 & 2017



Month	Adjusted Scheduled Activity (UDA)	
	2016	2017
April	-61	95
May	180	536
June	457	678
July	1,088	678
August	1,625	2,040
September	2,044	2,547
October	2,543	
November	2,995	
December	3,477	
January	4,018	
February	4,948	
March	5,403	
April	5,418	
May	5,418	
June	5,418	

QUALITY

	Quantity	Base Number	Contract	AT	Region	England
% of FP17s for the same patient ID Re-attending within 3 months - Children	15	301	5.0%	10.4%	12.0%	12.4%
% of FP17s for the same patient ID Re-attending within 3 months - Adults	76	937	8.1%	14.2%	15.9%	16.7%
% of FP17s for the same patient ID Re-attending between 3 & 9 months - Children	120	301	39.9%	59.3%	58.6%	57.4%
% of FP17s for the same patient ID Re-attending between 3 & 9 months - Adults	353	937	37.7%	54.4%	51.6%	50.5%
% of FP17s for Band 1 Urgent Courses	322	1,236	26.1%	6.9%	8.0%	9.1%
% of FP17s Relating to Free Repair or Replacements	12	1,236	1.0%	0.9%	0.8%	0.8%
% of FP17s Relating to Continuations	12	1,236	1.0%	1.4%	1.3%	1.3%
% of Patients satisfied with the dentistry they have received	1	1	N/A	93.2%	93.1%	93.2%
% of Patients satisfied with the time they had to wait for an appointment	1	1	N/A	89.3%	89.1%	89.0%

* This is based on patients treated on this contract for their most recent course of treatment. Figures in italics indicate the base number of FP17s or Patient Questionnaire responses are less than 100. N/A is shown where the base number of responses is less than 10 during the period. % is calculated as Quantity/Base number*100

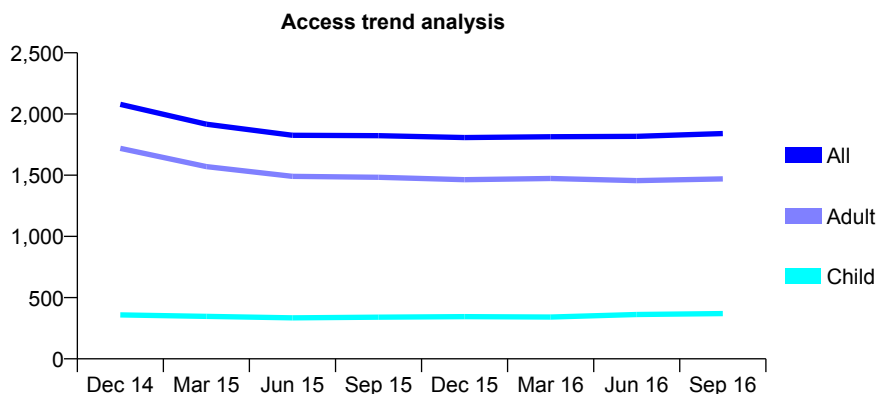
Q60 - Vital Signs At a Glance Contract Report for 764442/0005 - September 2016

Name or company name	MR KS GAKHAL
Contract type name	GDS Contract
Purpose of contract	General
Contract start date	01/04/2012
Contract end date	

16/17 Contracted general activity (UDA)	5,918
Carry forward general activity (UDA)	0
16/17 Contracted orthodontic activity (UOA)	0
Carry forward orthodontic activity (UOA)	0
Baseline contract value	£132,098.09

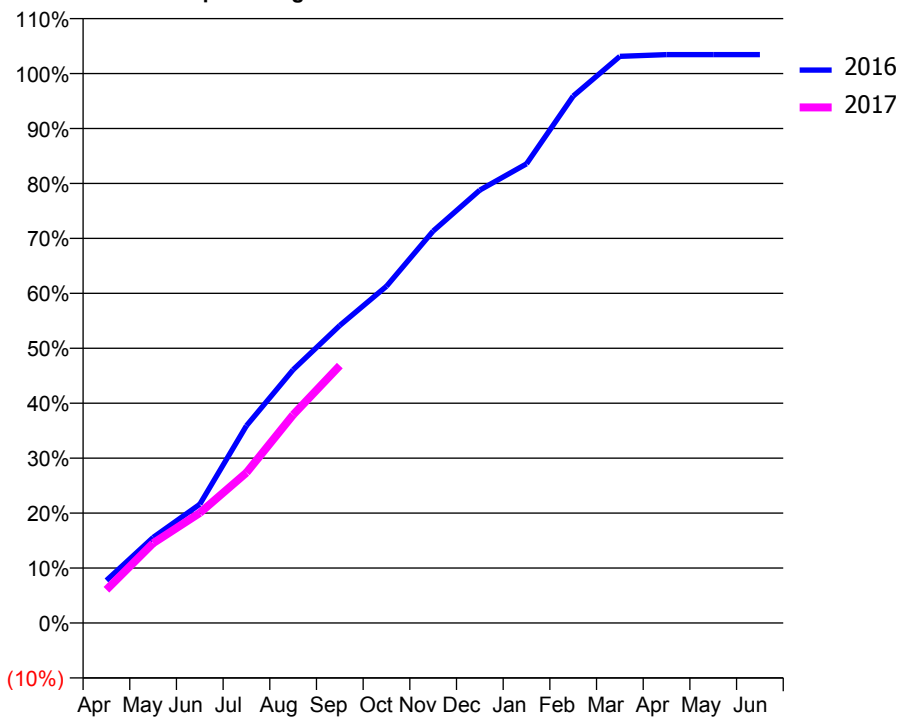
ACCESS*

Patients seen in 24 months	Total	Change since previous quarter
Quarter ending September 2015	1,823	
Quarter ending December 2015	1,808	→
Quarter ending March 2016	1,814	→
Quarter ending June 2016	1,818	→
Quarter ending September 2016	1,840	→
Variance since September 2015	0.9%	→



ACTIVITY

Cumulative percentage of contracted UDA delivered 2016 & 2017



Month	Adjusted Scheduled Activity (UDA)	
	2016	2017
April	458	359
May	921	859
June	1,279	1,185
July	2,124	1,620
August	2,728	2,243
September	3,204	2,772
October	3,627	
November	4,221	
December	4,663	
January	4,945	
February	5,675	
March	6,103	
April	6,122	
May	6,122	
June	6,122	

QUALITY

	Quantity	Base Number	Contract	AT	Region	England
% of FP17s for the same patient ID Re-attending within 3 months - Children	17	319	5.3%	10.4%	12.0%	12.4%
% of FP17s for the same patient ID Re-attending within 3 months - Adults	184	1,262	14.6%	14.2%	15.9%	16.7%
% of FP17s for the same patient ID Re-attending between 3 & 9 months - Children	186	319	58.3%	59.3%	58.6%	57.4%
% of FP17s for the same patient ID Re-attending between 3 & 9 months - Adults	801	1,262	63.5%	54.4%	51.6%	50.5%
% of FP17s for Band 1 Urgent Courses	166	1,568	10.6%	6.9%	8.0%	9.1%
% of FP17s Relating to Free Repair or Replacements	5	1,568	0.3%	0.9%	0.8%	0.8%
% of FP17s Relating to Continuations	12	1,568	0.8%	1.4%	1.3%	1.3%
% of Patients satisfied with the dentistry they have received	3	3	N/A	93.2%	93.1%	93.2%
% of Patients satisfied with the time they had to wait for an appointment	3	3	N/A	89.3%	89.1%	89.0%

* This is based on patients treated on this contract for their most recent course of treatment. Figures in italics indicate the base number of FP17s or Patient Questionnaire responses are less than 100. N/A is shown where the base number of responses is less than 10 during the period. % is calculated as Quantity/Base number*100

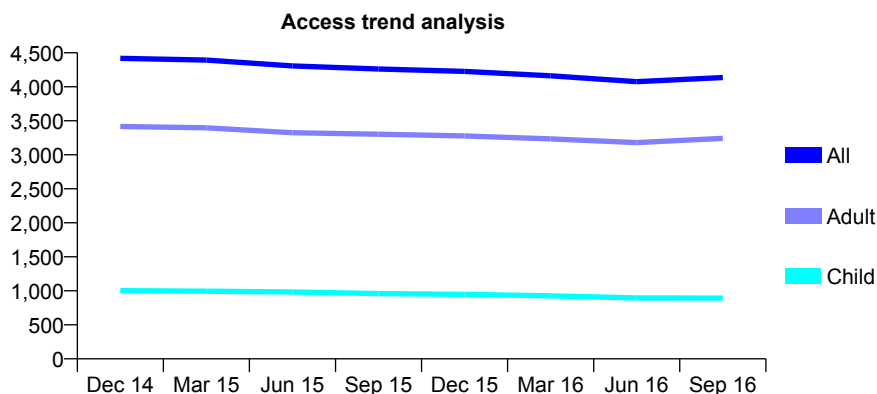
Q60 - Vital Signs At a Glance Contract Report for 765554/0001 - September 2016

Name or company name	MR MA FARAHZAD
Contract type name	GDS Contract
Purpose of contract	General
Contract start date	01/04/2006
Contract end date	

16/17 Contracted general activity (UDA)	11,601
Carry forward general activity (UDA)	0
16/17 Contracted orthodontic activity (UOA)	0
Carry forward orthodontic activity (UOA)	0
Baseline contract value	£295,574.74

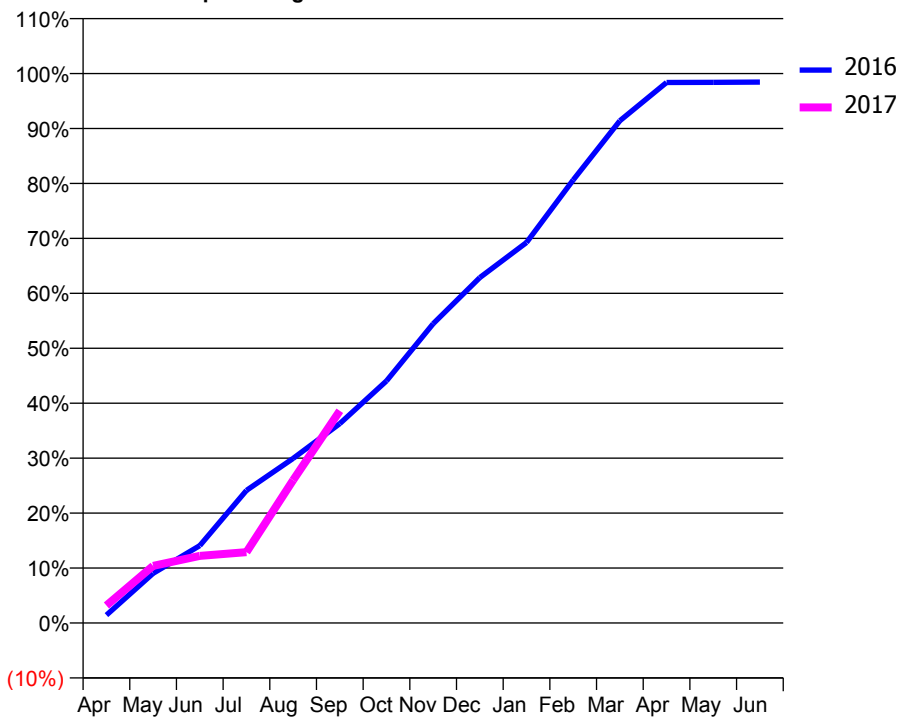
ACCESS*

Patients seen in 24 months	Total	Change since previous quarter
Quarter ending September 2015	4,261	
Quarter ending December 2015	4,226	→
Quarter ending March 2016	4,161	↓
Quarter ending June 2016	4,075	↓
Quarter ending September 2016	4,136	→
Variance since September 2015	(2.9%)	↓



ACTIVITY

Cumulative percentage of contracted UDA delivered 2016 & 2017



Adjusted Scheduled Activity (UDA)

Month	2016	2017
April	168	370
May	1,050	1,207
June	1,635	1,418
July	2,798	1,495
August	3,475	3,017
September	4,210	4,480
October	5,111	
November	6,318	
December	7,291	
January	8,035	
February	9,353	
March	10,603	
April	11,412	
May	11,415	
June	11,419	

QUALITY

	Quantity	Base Number	Contract	AT	Region	England
% of FP17s for the same patient ID Re-attending within 3 months - Children	39	466	8.4%	10.4%	12.0%	12.4%
% of FP17s for the same patient ID Re-attending within 3 months - Adults	348	1,989	17.5%	14.2%	15.9%	16.7%
% of FP17s for the same patient ID Re-attending between 3 & 9 months - Children	219	466	47.0%	59.3%	58.6%	57.4%
% of FP17s for the same patient ID Re-attending between 3 & 9 months - Adults	962	1,989	48.4%	54.4%	51.6%	50.5%
% of FP17s for Band 1 Urgent Courses	114	2,123	5.4%	6.9%	8.0%	9.1%
% of FP17s Relating to Free Repair or Replacements	29	2,123	1.4%	0.9%	0.8%	0.8%
% of FP17s Relating to Continuations	12	2,123	0.6%	1.4%	1.3%	1.3%
% of Patients satisfied with the dentistry they have received	5	5	N/A	93.2%	93.1%	93.2%
% of Patients satisfied with the time they had to wait for an appointment	5	5	N/A	89.3%	89.1%	89.0%

* This is based on patients treated on this contract for their most recent course of treatment. Figures in italics indicate the base number of FP17s or Patient Questionnaire responses are less than 100. N/A is shown where the base number of responses is less than 10 during the period. % is calculated as Quantity/Base number*100

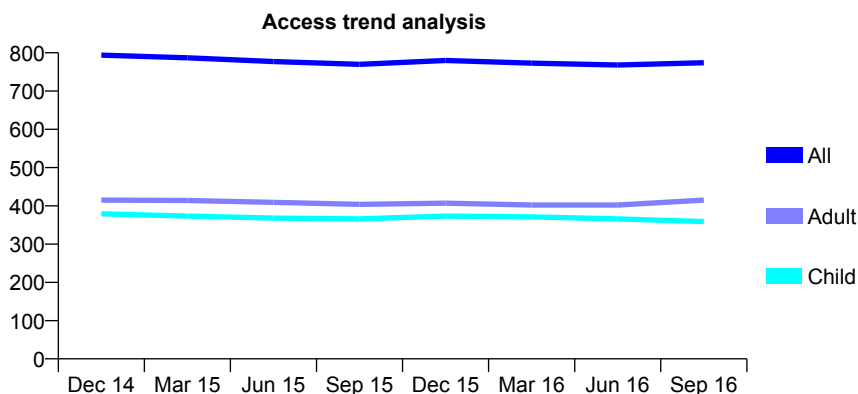
Q60 - Vital Signs At a Glance Contract Report for 766453/0001 - September 2016

Name or company name	MR AL CUFFLIN
Contract type name	GDS Contract
Purpose of contract	General
Contract start date	26/11/2008
Contract end date	

16/17 Contracted general activity (UDA)	1,703
Carry forward general activity (UDA)	-34
16/17 Contracted orthodontic activity (UOA)	0
Carry forward orthodontic activity (UOA)	0
Baseline contract value	£37,557.41

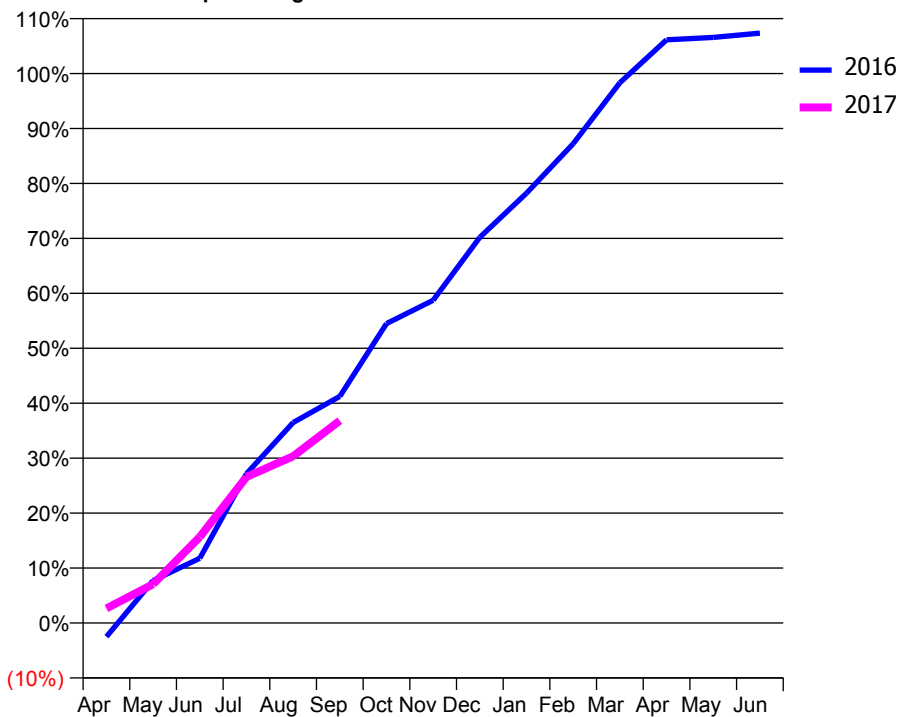
ACCESS*

Patients seen in 24 months	Total	Change since previous quarter
Quarter ending September 2015	770	
Quarter ending December 2015	780	→
Quarter ending March 2016	773	→
Quarter ending June 2016	768	→
Quarter ending September 2016	774	→
Variance since September 2015	0.5%	→



ACTIVITY

Cumulative percentage of contracted UDA delivered 2016 & 2017



Adjusted Scheduled Activity (UDA)

Month	2016	2017
April	-43	45
May	132	120
June	201	267
July	463	453
August	621	517
September	702	627
October	928	
November	1,000	
December	1,195	
January	1,332	
February	1,486	
March	1,674	
April	1,808	
May	1,815	
June	1,828	

QUALITY

	Quantity	Base Number	Contract	AT	Region	England
% of FP17s for the same patient ID Re-attending within 3 months - Children	14	237	5.9%	10.4%	12.0%	12.4%
% of FP17s for the same patient ID Re-attending within 3 months - Adults	30	245	12.2%	14.2%	15.9%	16.7%
% of FP17s for the same patient ID Re-attending between 3 & 9 months - Children	146	237	61.6%	59.3%	58.6%	57.4%
% of FP17s for the same patient ID Re-attending between 3 & 9 months - Adults	144	245	58.8%	54.4%	51.6%	50.5%
% of FP17s for Band 1 Urgent Courses	24	389	6.2%	6.9%	8.0%	9.1%
% of FP17s Relating to Free Repair or Replacements	3	389	0.8%	0.9%	0.8%	0.8%
% of FP17s Relating to Continuations	2	389	0.5%	1.4%	1.3%	1.3%
% of Patients satisfied with the dentistry they have received	0	0	N/A	93.2%	93.1%	93.2%
% of Patients satisfied with the time they had to wait for an appointment	0	0	N/A	89.3%	89.1%	89.0%

* This is based on patients treated on this contract for their most recent course of treatment. Figures in italics indicate the base number of FP17s or Patient Questionnaire responses are less than 100. N/A is shown where the base number of responses is less than 10 during the period. % is calculated as Quantity/Base number*100

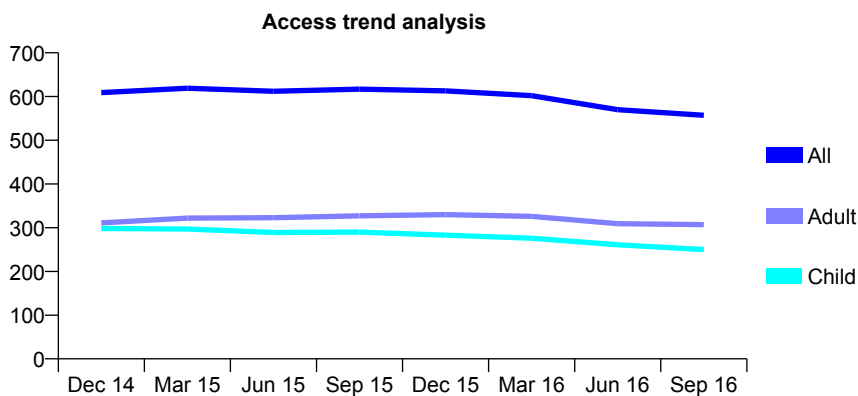
Q60 - Vital Signs At a Glance Contract Report for 768650/0002 - September 2016

Name or company name	MR RB ROUGH
Contract type name	GDS Contract
Purpose of contract	General
Contract start date	18/01/2013
Contract end date	

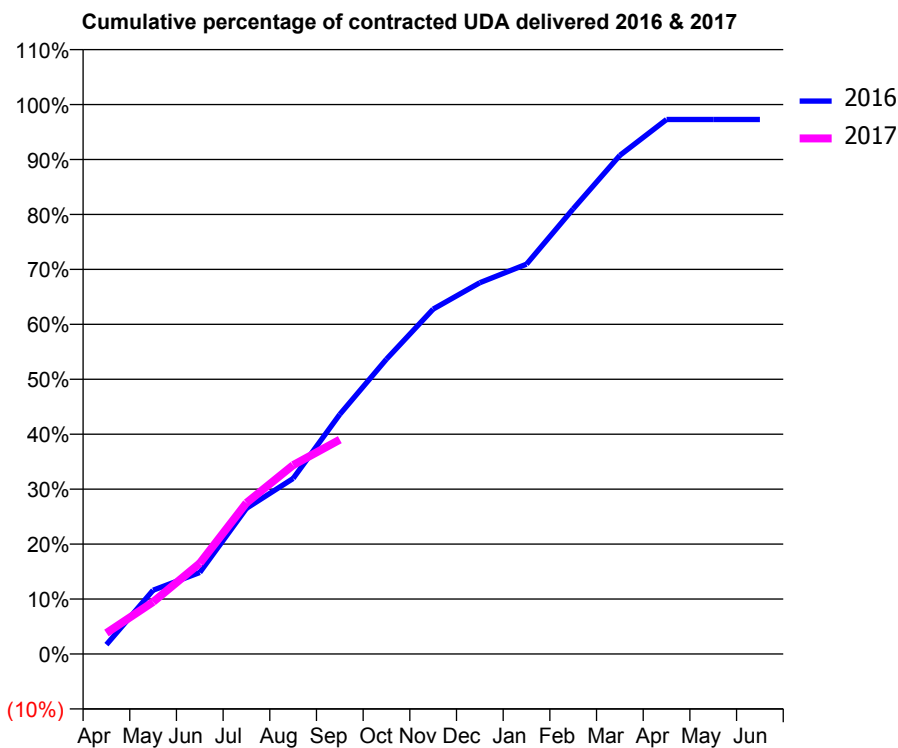
16/17 Contracted general activity (UDA)	1,646
Carry forward general activity (UDA)	0
16/17 Contracted orthodontic activity (UOA)	0
Carry forward orthodontic activity (UOA)	0
Baseline contract value	£36,289.55

ACCESS*

Patients seen in 24 months	Total	Change since previous quarter
Quarter ending September 2015	617	
Quarter ending December 2015	613	→
Quarter ending March 2016	602	↓
Quarter ending June 2016	570	↓
Quarter ending September 2016	557	↓
Variance since September 2015	(9.7%)	↓



ACTIVITY



Month	2016	2017
April	28	63
May	191	156
June	244	272
July	436	453
August	526	566
September	718	642
October	883	
November	1,033	
December	1,112	
January	1,168	
February	1,333	
March	1,494	
April	1,601	
May	1,601	
June	1,601	

QUALITY

	Quantity	Base Number	Contract	AT	Region	England
% of FP17s for the same patient ID Re-attending within 3 months - Children	32	219	14.6%	10.4%	12.0%	12.4%
% of FP17s for the same patient ID Re-attending within 3 months - Adults	19	191	9.9%	14.2%	15.9%	16.7%
% of FP17s for the same patient ID Re-attending between 3 & 9 months - Children	132	219	60.3%	59.3%	58.6%	57.4%
% of FP17s for the same patient ID Re-attending between 3 & 9 months - Adults	113	191	59.2%	54.4%	51.6%	50.5%
% of FP17s for Band 1 Urgent Courses	26	363	7.2%	6.9%	8.0%	9.1%
% of FP17s Relating to Free Repair or Replacements	0	363	0.0%	0.9%	0.8%	0.8%
% of FP17s Relating to Continuations	0	363	0.0%	1.4%	1.3%	1.3%
% of Patients satisfied with the dentistry they have received	1	2	N/A	93.2%	93.1%	93.2%
% of Patients satisfied with the time they had to wait for an appointment	2	2	N/A	89.3%	89.1%	89.0%

* This is based on patients treated on this contract for their most recent course of treatment. Figures in italics indicate the base number of FP17s or Patient Questionnaire responses are less than 100. N/A is shown where the base number of responses is less than 10 during the period. % is calculated as Quantity/Base number*100

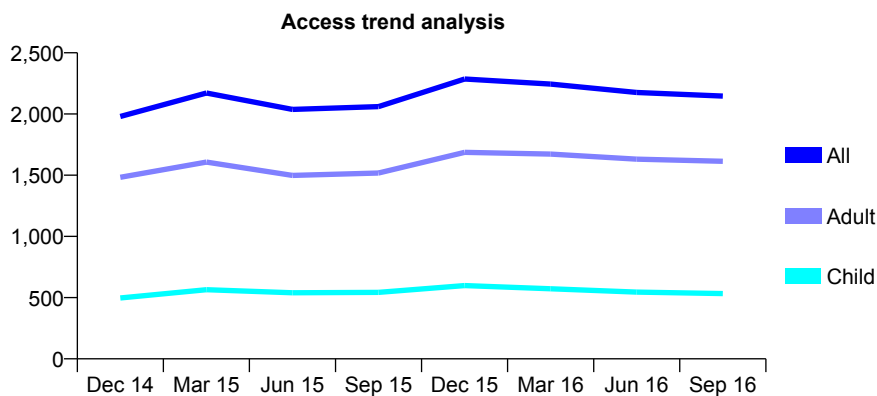
Q60 - Vital Signs At a Glance Contract Report for 771244/0002 - September 2016

Name or company name	MRS H HELLER
Contract type name	GDS Contract
Purpose of contract	General
Contract start date	01/04/2006
Contract end date	

16/17 Contracted general activity (UDA)	5,415
Carry forward general activity (UDA)	0
16/17 Contracted orthodontic activity (UOA)	0
Carry forward orthodontic activity (UOA)	0
Baseline contract value	£152,613.44

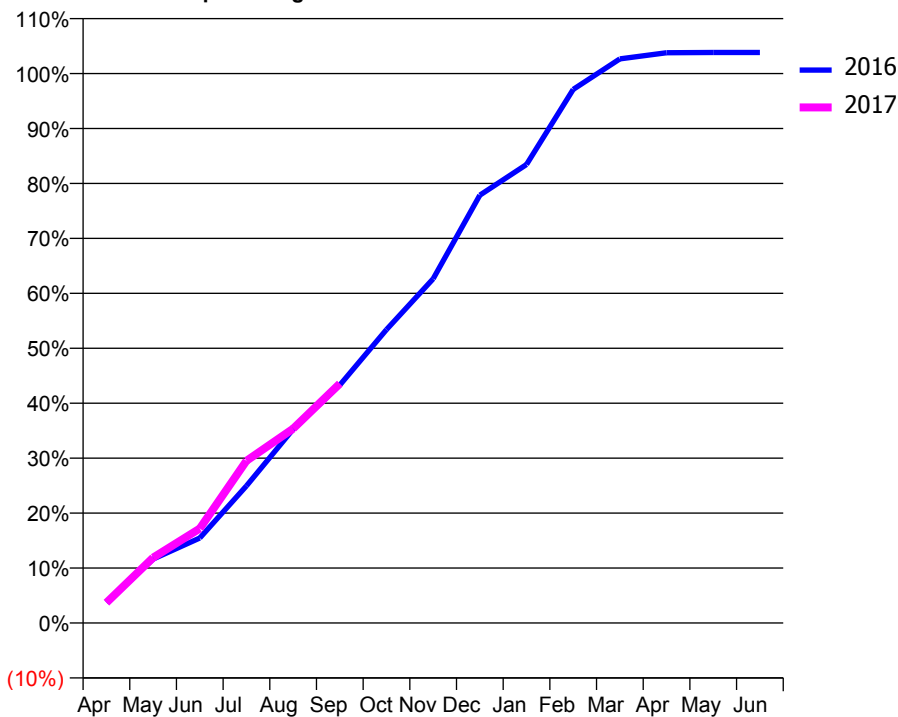
ACCESS*

Patients seen in 24 months	Total	Change since previous quarter
Quarter ending September 2015	2,061	
Quarter ending December 2015	2,286	↑
Quarter ending March 2016	2,245	↓
Quarter ending June 2016	2,176	↓
Quarter ending September 2016	2,147	↓
Variance since September 2015	4.2%	↑



ACTIVITY

Cumulative percentage of contracted UDA delivered 2016 & 2017



Month	Adjusted Scheduled Activity (UDA)	
	2016	2017
April	203	200
May	630	644
June	837	932
July	1,351	1,599
August	1,911	1,915
September	2,345	2,360
October	2,891	
November	3,392	
December	4,217	
January	4,518	
February	5,258	
March	5,560	
April	5,619	
May	5,622	
June	5,622	

QUALITY

	Quantity	Base Number	Contract	AT	Region	England
% of FP17s for the same patient ID Re-attending within 3 months - Children	24	383	6.3%	10.4%	12.0%	12.4%
% of FP17s for the same patient ID Re-attending within 3 months - Adults	74	995	7.4%	14.2%	15.9%	16.7%
% of FP17s for the same patient ID Re-attending between 3 & 9 months - Children	181	383	47.3%	59.3%	58.6%	57.4%
% of FP17s for the same patient ID Re-attending between 3 & 9 months - Adults	433	995	43.5%	54.4%	51.6%	50.5%
% of FP17s for Band 1 Urgent Courses	103	1,333	7.7%	6.9%	8.0%	9.1%
% of FP17s Relating to Free Repair or Replacements	0	1,333	0.0%	0.9%	0.8%	0.8%
% of FP17s Relating to Continuations	25	1,333	1.9%	1.4%	1.3%	1.3%
% of Patients satisfied with the dentistry they have received	0	0	N/A	93.2%	93.1%	93.2%
% of Patients satisfied with the time they had to wait for an appointment	0	0	N/A	89.3%	89.1%	89.0%

* This is based on patients treated on this contract for their most recent course of treatment. Figures in italics indicate the base number of FP17s or Patient Questionnaire responses are less than 100. N/A is shown where the base number of responses is less than 10 during the period. % is calculated as Quantity/Base number*100

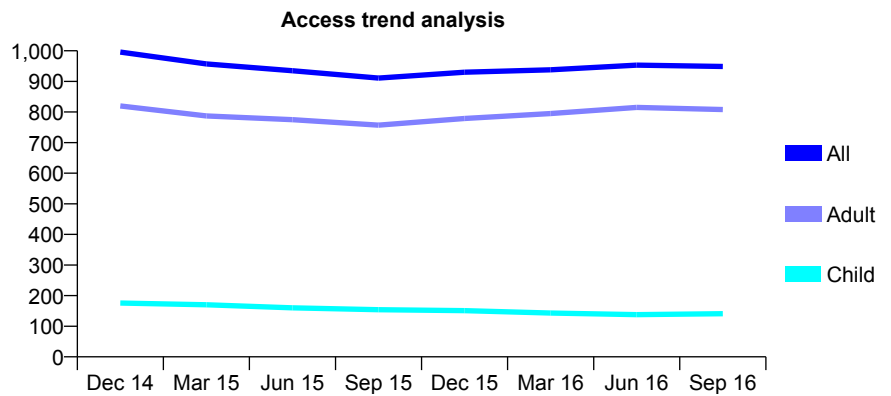
Q60 - Vital Signs At a Glance Contract Report for 773662/0002 - September 2016

Name or company name	MR N O'DONOVAN
Contract type name	GDS Contract
Purpose of contract	General
Contract start date	10/12/2006
Contract end date	

16/17 Contracted general activity (UDA)	4,079
Carry forward general activity (UDA)	0
16/17 Contracted orthodontic activity (UOA)	0
Carry forward orthodontic activity (UOA)	0
Baseline contract value	£141,269.45

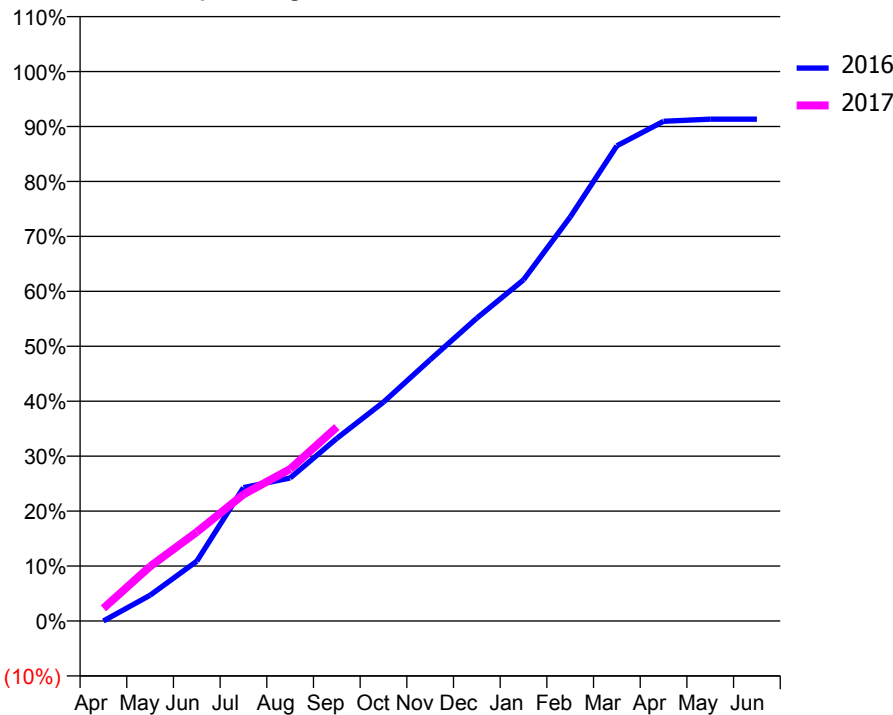
ACCESS*

Patients seen in 24 months	Total	Change since previous quarter
Quarter ending September 2015	911	
Quarter ending December 2015	930	↑
Quarter ending March 2016	938	→
Quarter ending June 2016	953	→
Quarter ending September 2016	949	→
Variance since September 2015	4.2%	↑



ACTIVITY

Cumulative percentage of contracted UDA delivered 2016 & 2017



Month	Adjusted Scheduled Activity (UDA)	
	2016	2017
April	0	95
May	191	405
June	444	661
July	990	940
August	1,062	1,128
September	1,356	1,440
October	1,625	
November	1,940	
December	2,248	
January	2,533	
February	2,998	
March	3,527	
April	3,710	
May	3,726	
June	3,726	

QUALITY

	Quantity	Base Number	Contract	AT	Region	England
% of FP17s for the same patient ID Re-attending within 3 months - Children	6	81	7.4%	10.4%	12.0%	12.4%
% of FP17s for the same patient ID Re-attending within 3 months - Adults	64	562	11.4%	14.2%	15.9%	16.7%
% of FP17s for the same patient ID Re-attending between 3 & 9 months - Children	41	81	50.6%	59.3%	58.6%	57.4%
% of FP17s for the same patient ID Re-attending between 3 & 9 months - Adults	323	562	57.5%	54.4%	51.6%	50.5%
% of FP17s for Band 1 Urgent Courses	41	574	7.1%	6.9%	8.0%	9.1%
% of FP17s Relating to Free Repair or Replacements	8	574	1.4%	0.9%	0.8%	0.8%
% of FP17s Relating to Continuations	4	574	0.7%	1.4%	1.3%	1.3%
% of Patients satisfied with the dentistry they have received	1	1	N/A	93.2%	93.1%	93.2%
% of Patients satisfied with the time they had to wait for an appointment	1	1	N/A	89.3%	89.1%	89.0%

* This is based on patients treated on this contract for their most recent course of treatment. Figures in italics indicate the base number of FP17s or Patient Questionnaire responses are less than 100. N/A is shown where the base number of responses is less than 10 during the period. % is calculated as Quantity/Base number*100

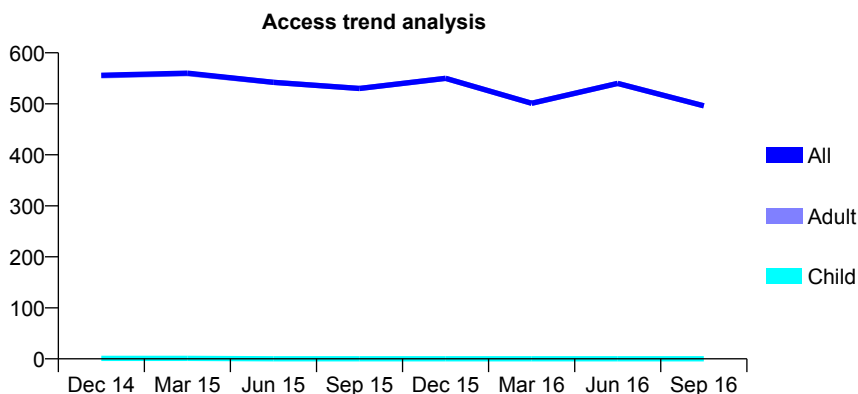
Q60 - Vital Signs At a Glance Contract Report for 775029/0001 - September 2016

Name or company name	MR JS HEAR
Contract type name	GDS Contract
Purpose of contract	General
Contract start date	01/04/2006
Contract end date	

16/17 Contracted general activity (UDA)	1,710
Carry forward general activity (UDA)	-13
16/17 Contracted orthodontic activity (UOA)	0
Carry forward orthodontic activity (UOA)	0
Baseline contract value	£50,509.55

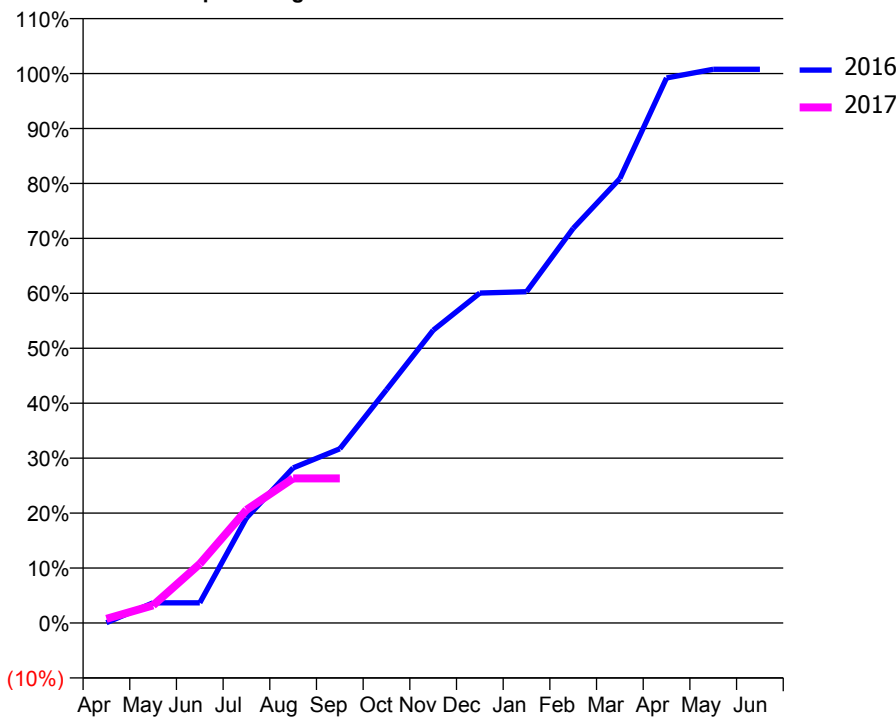
ACCESS*

Patients seen in 24 months	Total	Change since previous quarter
Quarter ending September 2015	530	
Quarter ending December 2015	550	↑
Quarter ending March 2016	501	↓
Quarter ending June 2016	540	↑
Quarter ending September 2016	496	↓
Variance since September 2015	(6.4%)	↓



ACTIVITY

Cumulative percentage of contracted UDA delivered 2016 & 2017



Month	Adjusted Scheduled Activity (UDA)	
	2016	2017
April	1	13
May	63	55
June	63	184
July	327	352
August	483	450
September	542	450
October	726	
November	911	
December	1,027	
January	1,031	
February	1,228	
March	1,383	
April	1,696	
May	1,723	
June	1,723	

QUALITY

	Quantity	Base Number	Contract	AT	Region	England
% of FP17s for the same patient ID Re-attending within 3 months - Children	0	0	N/A	10.4%	12.0%	12.4%
% of FP17s for the same patient ID Re-attending within 3 months - Adults	14	173	8.1%	14.2%	15.9%	16.7%
% of FP17s for the same patient ID Re-attending between 3 & 9 months - Children	0	0	N/A	59.3%	58.6%	57.4%
% of FP17s for the same patient ID Re-attending between 3 & 9 months - Adults	16	173	9.2%	54.4%	51.6%	50.5%
% of FP17s for Band 1 Urgent Courses	0	107	0.0%	6.9%	8.0%	9.1%
% of FP17s Relating to Free Repair or Replacements	0	107	0.0%	0.9%	0.8%	0.8%
% of FP17s Relating to Continuations	0	107	0.0%	1.4%	1.3%	1.3%
% of Patients satisfied with the dentistry they have received	1	1	N/A	93.2%	93.1%	93.2%
% of Patients satisfied with the time they had to wait for an appointment	0	1	N/A	89.3%	89.1%	89.0%

* This is based on patients treated on this contract for their most recent course of treatment. Figures in italics indicate the base number of FP17s or Patient Questionnaire responses are less than 100. N/A is shown where the base number of responses is less than 10 during the period. % is calculated as Quantity/Base number*100

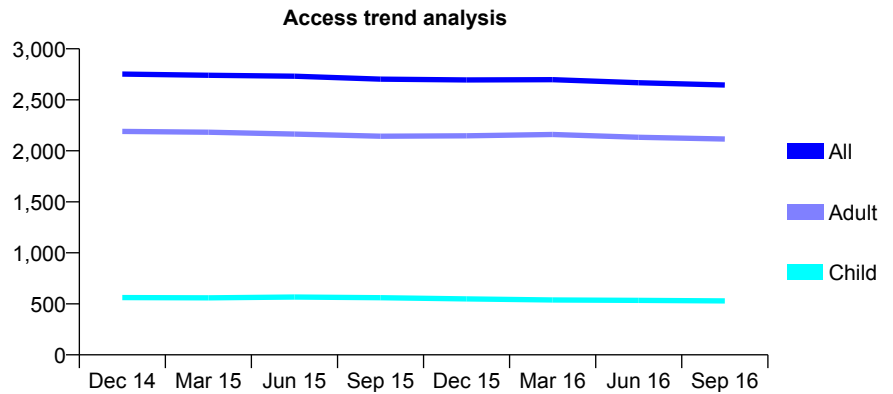
Q60 - Vital Signs At a Glance Contract Report for 775207/0001 - September 2016

Name or company name	MISS AL CHANDLER
Contract type name	GDS Contract
Purpose of contract	General
Contract start date	18/11/2007
Contract end date	

16/17 Contracted general activity (UDA)	8,967
Carry forward general activity (UDA)	0
16/17 Contracted orthodontic activity (UOA)	0
Carry forward orthodontic activity (UOA)	0
Baseline contract value	£210,393.76

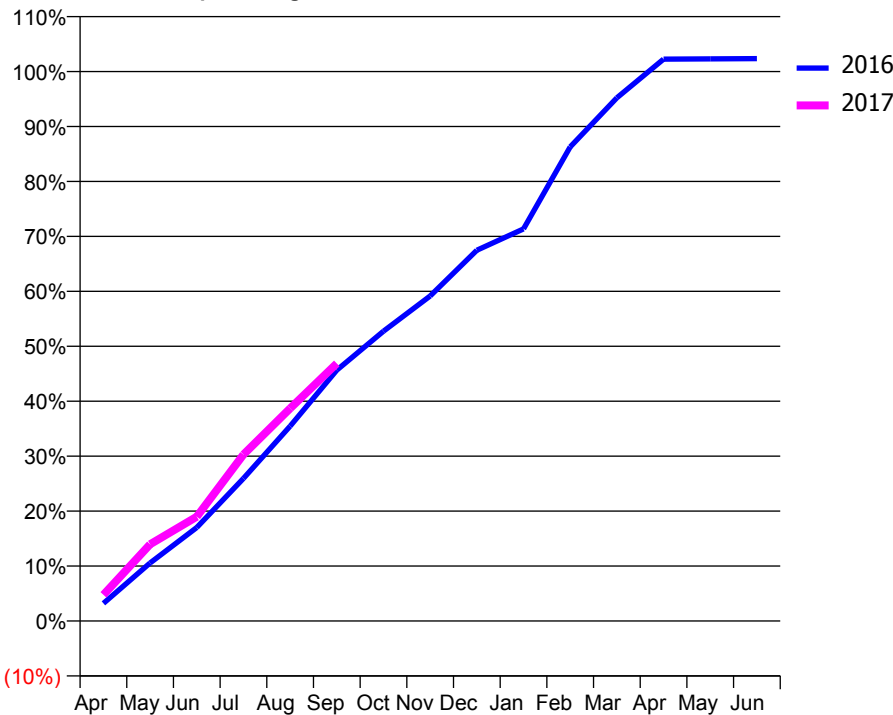
ACCESS*

Patients seen in 24 months	Total	Change since previous quarter
Quarter ending September 2015	2,703	
Quarter ending December 2015	2,695	→
Quarter ending March 2016	2,698	→
Quarter ending June 2016	2,667	↓
Quarter ending September 2016	2,645	→
Variance since September 2015	(2.1%)	↓



ACTIVITY

Cumulative percentage of contracted UDA delivered 2016 & 2017



Month	Adjusted Scheduled Activity (UDA)	
	2016	2017
April	289	428
May	947	1,252
June	1,526	1,704
July	2,326	2,717
August	3,181	3,470
September	4,095	4,203
October	4,731	
November	5,305	
December	6,049	
January	6,398	
February	7,737	
March	8,537	
April	9,168	
May	9,172	
June	9,178	

QUALITY

	Quantity	Base Number	Contract	AT	Region	England
% of FP17s for the same patient ID Re-attending within 3 months - Children	34	430	7.9%	10.4%	12.0%	12.4%
% of FP17s for the same patient ID Re-attending within 3 months - Adults	326	1,761	18.5%	14.2%	15.9%	16.7%
% of FP17s for the same patient ID Re-attending between 3 & 9 months - Children	256	430	59.5%	59.3%	58.6%	57.4%
% of FP17s for the same patient ID Re-attending between 3 & 9 months - Adults	995	1,761	56.5%	54.4%	51.6%	50.5%
% of FP17s for Band 1 Urgent Courses	137	2,007	6.8%	6.9%	8.0%	9.1%
% of FP17s Relating to Free Repair or Replacements	54	2,007	2.7%	0.9%	0.8%	0.8%
% of FP17s Relating to Continuations	56	2,007	2.8%	1.4%	1.3%	1.3%
% of Patients satisfied with the dentistry they have received	2	2	N/A	93.2%	93.1%	93.2%
% of Patients satisfied with the time they had to wait for an appointment	1	2	N/A	89.3%	89.1%	89.0%

* This is based on patients treated on this contract for their most recent course of treatment. Figures in italics indicate the base number of FP17s or Patient Questionnaire responses are less than 100. N/A is shown where the base number of responses is less than 10 during the period. % is calculated as Quantity/Base number*100

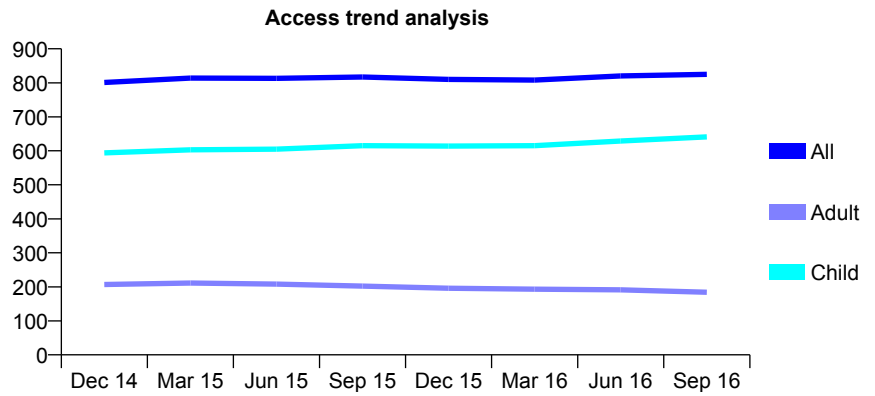
Q60 - Vital Signs At a Glance Contract Report for 807508/0004 - September 2016

Name or company name	MR SG MAIN
Contract type name	GDS Contract
Purpose of contract	General and Orthodontic
Contract start date	21/09/2009
Contract end date	

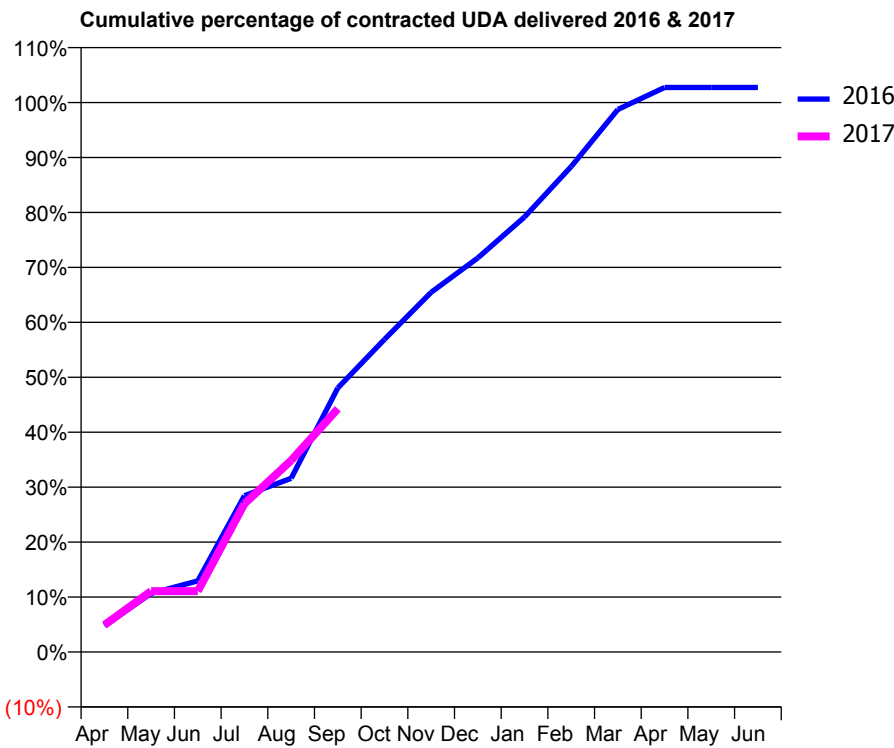
16/17 Contracted general activity (UDA)	1,633
Carry forward general activity (UDA)	0
16/17 Contracted orthodontic activity (UOA)	276
Carry forward orthodontic activity (UOA)	0
Baseline contract value	£60,593.88

ACCESS*

Patients seen in 24 months	Total	Change since previous quarter
Quarter ending September 2015	817	
Quarter ending December 2015	810	→
Quarter ending March 2016	808	→
Quarter ending June 2016	820	→
Quarter ending September 2016	825	→
Variance since September 2015	1.0%	→



ACTIVITY



Month	Adjusted Scheduled Activity (UDA)	
	2016	2017
April	67	80
May	149	181
June	181	181
July	398	441
August	443	569
September	673	723
October	797	
November	917	
December	1,004	
January	1,108	
February	1,237	
March	1,382	
April	1,438	
May	1,438	
June	1,438	

QUALITY

	Quantity	Base Number	Contract	AT	Region	England
% of FP17s for the same patient ID Re-attending within 3 months - Children	32	506	6.3%	10.4%	12.0%	12.4%
% of FP17s for the same patient ID Re-attending within 3 months - Adults	6	79	7.6%	14.2%	15.9%	16.7%
% of FP17s for the same patient ID Re-attending between 3 & 9 months - Children	201	506	39.7%	59.3%	58.6%	57.4%
% of FP17s for the same patient ID Re-attending between 3 & 9 months - Adults	9	79	11.4%	54.4%	51.6%	50.5%
% of FP17s for Band 1 Urgent Courses	15	512	2.9%	6.9%	8.0%	9.1%
% of FP17s Relating to Free Repair or Replacements	0	512	0.0%	0.9%	0.8%	0.8%
% of FP17s Relating to Continuations	0	512	0.0%	1.4%	1.3%	1.3%
% of Patients satisfied with the dentistry they have received	0	0	N/A	93.2%	93.1%	93.2%
% of Patients satisfied with the time they had to wait for an appointment	0	0	N/A	89.3%	89.1%	89.0%

* This is based on patients treated on this contract for their most recent course of treatment. Figures in italics indicate the base number of FP17s or Patient Questionnaire responses are less than 100. N/A is shown where the base number of responses is less than 10 during the period. % is calculated as Quantity/Base number*100

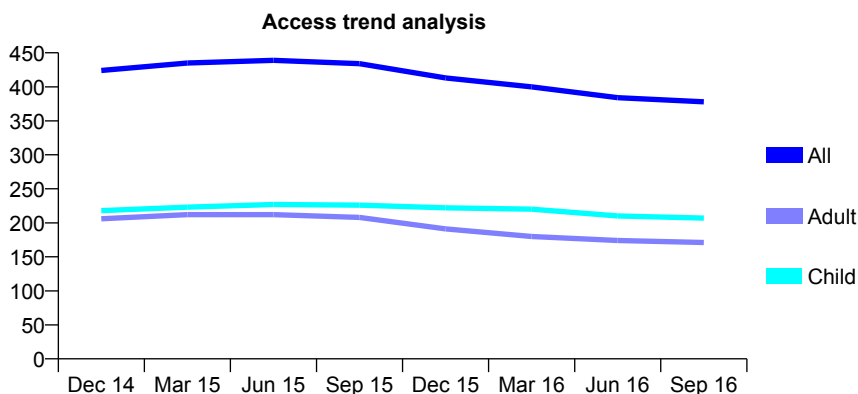
Q60 - Vital Signs At a Glance Contract Report for 808040/0002 - September 2016

Name or company name	MR AH ROBERTS
Contract type name	GDS Contract
Purpose of contract	General
Contract start date	01/04/2006
Contract end date	

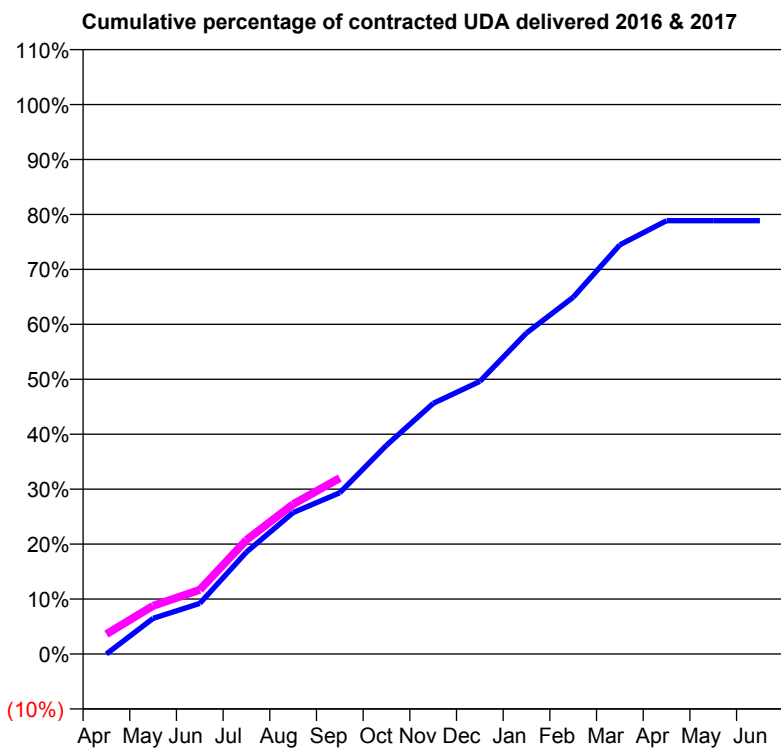
16/17 Contracted general activity (UDA)	1,000
Carry forward general activity (UDA)	0
16/17 Contracted orthodontic activity (UOA)	0
Carry forward orthodontic activity (UOA)	0
Baseline contract value	£25,501.72

ACCESS*

Patients seen in 24 months	Total	Change since previous quarter
Quarter ending September 2015	434	
Quarter ending December 2015	413	↓
Quarter ending March 2016	400	↓
Quarter ending June 2016	384	↓
Quarter ending September 2016	378	↓
Variance since September 2015	(12.9%)	↓



ACTIVITY



Adjusted Scheduled Activity (UDA)		
Month	2016	2017
April	0	36
May	65	88
June	92	117
July	185	208
August	257	273
September	294	320
October	380	
November	456	
December	496	
January	584	
February	649	
March	745	
April	789	
May	789	
June	789	

QUALITY

	Quantity	Base Number	Contract	AT	Region	England
% of FP17s for the same patient ID Re-attending within 3 months - Children	12	174	6.9%	10.4%	12.0%	12.4%
% of FP17s for the same patient ID Re-attending within 3 months - Adults	6	80	7.5%	14.2%	15.9%	16.7%
% of FP17s for the same patient ID Re-attending between 3 & 9 months - Children	107	174	61.5%	59.3%	58.6%	57.4%
% of FP17s for the same patient ID Re-attending between 3 & 9 months - Adults	52	80	65.0%	54.4%	51.6%	50.5%
% of FP17s for Band 1 Urgent Courses	15	226	6.6%	6.9%	8.0%	9.1%
% of FP17s Relating to Free Repair or Replacements	0	226	0.0%	0.9%	0.8%	0.8%
% of FP17s Relating to Continuations	0	226	0.0%	1.4%	1.3%	1.3%
% of Patients satisfied with the dentistry they have received	0	0	N/A	93.2%	93.1%	93.2%
% of Patients satisfied with the time they had to wait for an appointment	0	0	N/A	89.3%	89.1%	89.0%

* This is based on patients treated on this contract for their most recent course of treatment. Figures in italics indicate the base number of FP17s or Patient Questionnaire responses are less than 100. N/A is shown where the base number of responses is less than 10 during the period. % is calculated as Quantity/Base number*100

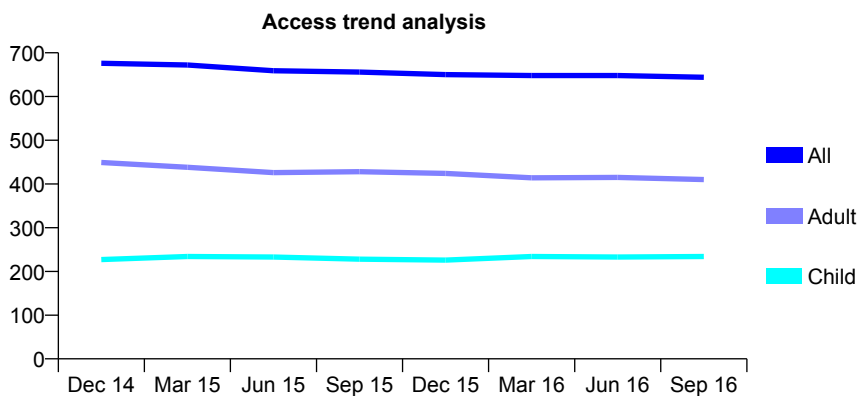
Q60 - Vital Signs At a Glance Contract Report for 809977/0001 - September 2016

Name or company name	MR JM ATKINSON
Contract type name	GDS Contract
Purpose of contract	General
Contract start date	01/04/2006
Contract end date	

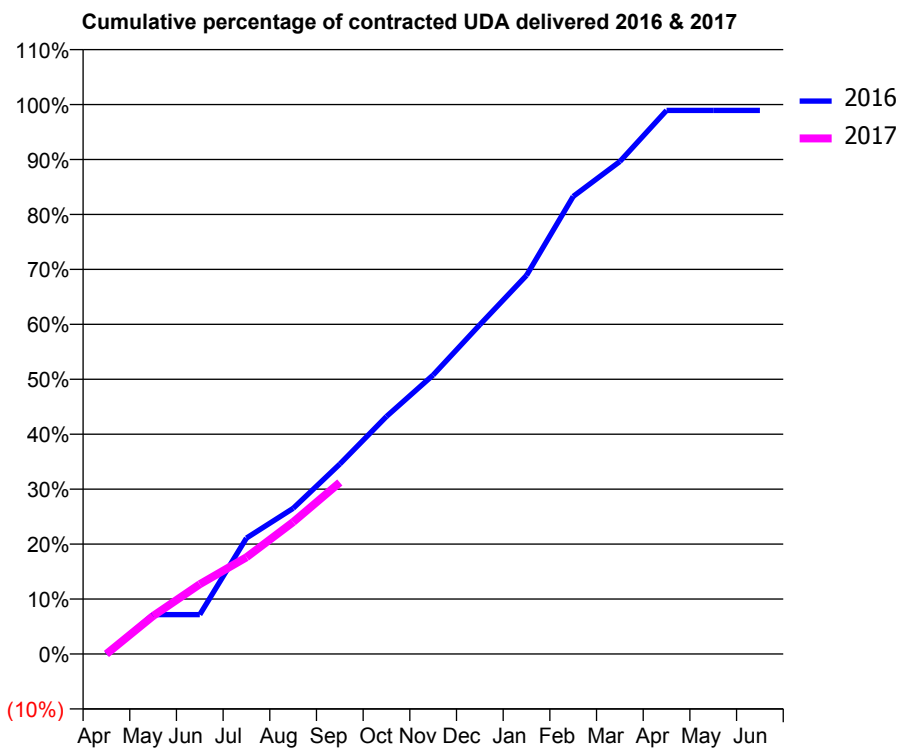
16/17 Contracted general activity (UDA)	1,904
Carry forward general activity (UDA)	0
16/17 Contracted orthodontic activity (UOA)	0
Carry forward orthodontic activity (UOA)	0
Baseline contract value	£45,576.15

ACCESS*

Patients seen in 24 months	Total	Change since previous quarter
Quarter ending September 2015	656	
Quarter ending December 2015	650	→
Quarter ending March 2016	648	→
Quarter ending June 2016	648	→
Quarter ending September 2016	644	→
Variance since September 2015	(1.8%)	↓



ACTIVITY



Month	Adjusted Scheduled Activity (UDA)	
	2016	2017
April	0	0
May	136	132
June	136	242
July	402	335
August	505	457
September	658	594
October	823	
November	967	
December	1,141	
January	1,312	
February	1,585	
March	1,706	
April	1,884	
May	1,884	
June	1,884	

QUALITY

	Quantity	Base Number	Contract	AT	Region	England
% of FP17s for the same patient ID Re-attending within 3 months - Children	7	155	4.5%	10.4%	12.0%	12.4%
% of FP17s for the same patient ID Re-attending within 3 months - Adults	12	237	5.1%	14.2%	15.9%	16.7%
% of FP17s for the same patient ID Re-attending between 3 & 9 months - Children	81	155	52.3%	59.3%	58.6%	57.4%
% of FP17s for the same patient ID Re-attending between 3 & 9 months - Adults	166	237	70.0%	54.4%	51.6%	50.5%
% of FP17s for Band 1 Urgent Courses	2	330	0.6%	6.9%	8.0%	9.1%
% of FP17s Relating to Free Repair or Replacements	0	330	0.0%	0.9%	0.8%	0.8%
% of FP17s Relating to Continuations	0	330	0.0%	1.4%	1.3%	1.3%
% of Patients satisfied with the dentistry they have received	0	0	N/A	93.2%	93.1%	93.2%
% of Patients satisfied with the time they had to wait for an appointment	0	0	N/A	89.3%	89.1%	89.0%

* This is based on patients treated on this contract for their most recent course of treatment. Figures in italics indicate the base number of FP17s or Patient Questionnaire responses are less than 100. N/A is shown where the base number of responses is less than 10 during the period. % is calculated as Quantity/Base number*100

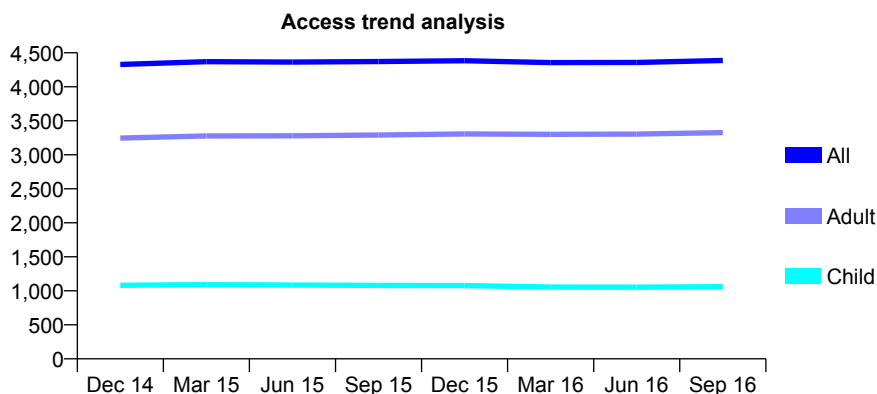
Q60 - Vital Signs At a Glance Contract Report for 812242/0001 - September 2016

Name or company name	MR JA BLAYNEY
Contract type name	GDS Contract
Purpose of contract	General
Contract start date	01/04/2006
Contract end date	

16/17 Contracted general activity (UDA)	12,840
Carry forward general activity (UDA)	0
16/17 Contracted orthodontic activity (UOA)	0
Carry forward orthodontic activity (UOA)	0
Baseline contract value	£356,357.46

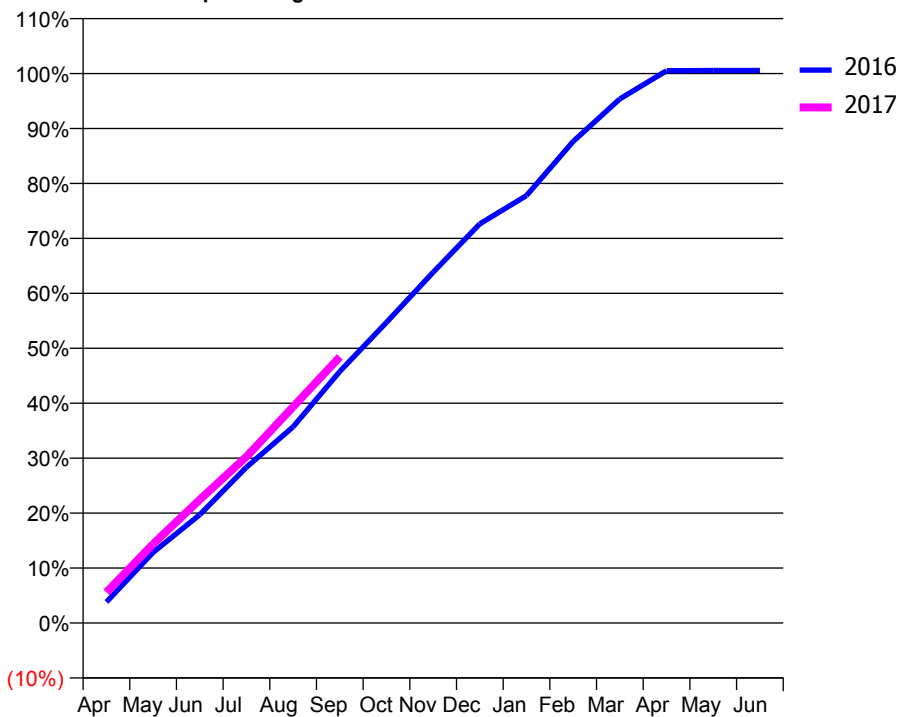
ACCESS*

Patients seen in 24 months	Total	Change since previous quarter
Quarter ending September 2015	4,372	
Quarter ending December 2015	4,383	→
Quarter ending March 2016	4,355	→
Quarter ending June 2016	4,357	→
Quarter ending September 2016	4,388	→
Variance since September 2015	0.4%	→



ACTIVITY

Cumulative percentage of contracted UDA delivered 2016 & 2017



Month	Adjusted Scheduled Activity (UDA)	
	2016	2017
April	491	719
May	1,651	1,845
June	2,532	2,882
July	3,641	3,886
August	4,585	5,053
September	5,879	6,216
October	7,026	
November	8,197	
December	9,327	
January	9,988	
February	11,253	
March	12,246	
April	12,903	
May	12,910	
June	12,912	

QUALITY

	Quantity	Base Number	Contract	AT	Region	England
% of FP17s for the same patient ID Re-attending within 3 months - Children	59	879	6.7%	10.4%	12.0%	12.4%
% of FP17s for the same patient ID Re-attending within 3 months - Adults	291	2,340	12.4%	14.2%	15.9%	16.7%
% of FP17s for the same patient ID Re-attending between 3 & 9 months - Children	464	879	52.8%	59.3%	58.6%	57.4%
% of FP17s for the same patient ID Re-attending between 3 & 9 months - Adults	1,218	2,340	52.1%	54.4%	51.6%	50.5%
% of FP17s for Band 1 Urgent Courses	161	2,949	5.5%	6.9%	8.0%	9.1%
% of FP17s Relating to Free Repair or Replacements	14	2,949	0.5%	0.9%	0.8%	0.8%
% of FP17s Relating to Continuations	31	2,949	1.1%	1.4%	1.3%	1.3%
% of Patients satisfied with the dentistry they have received	7	8	N/A	93.2%	93.1%	93.2%
% of Patients satisfied with the time they had to wait for an appointment	7	8	N/A	89.3%	89.1%	89.0%

* This is based on patients treated on this contract for their most recent course of treatment. Figures in italics indicate the base number of FP17s or Patient Questionnaire responses are less than 100. N/A is shown where the base number of responses is less than 10 during the period. % is calculated as Quantity/Base number*100

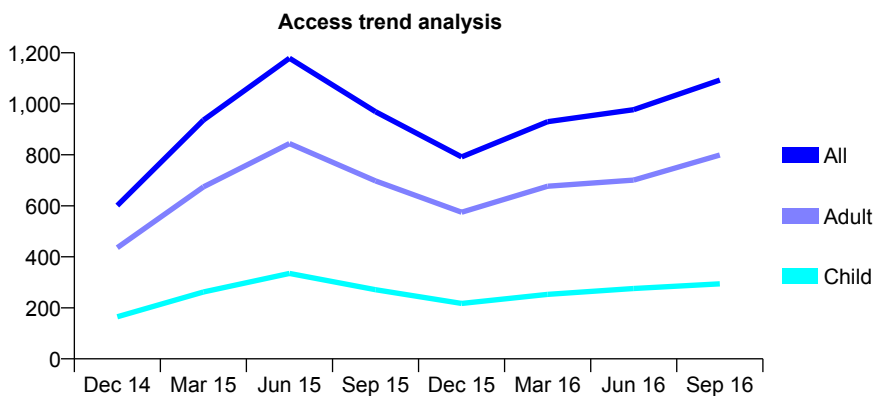
Q60 - Vital Signs At a Glance Contract Report for 824453/0001 - September 2016

Name or company name	MRS EA MIDDLETON
Contract type name	GDS Contract
Purpose of contract	General
Contract start date	01/04/2006
Contract end date	

16/17 Contracted general activity (UDA)	2,428
Carry forward general activity (UDA)	0
16/17 Contracted orthodontic activity (UOA)	0
Carry forward orthodontic activity (UOA)	0
Baseline contract value	£50,081.25

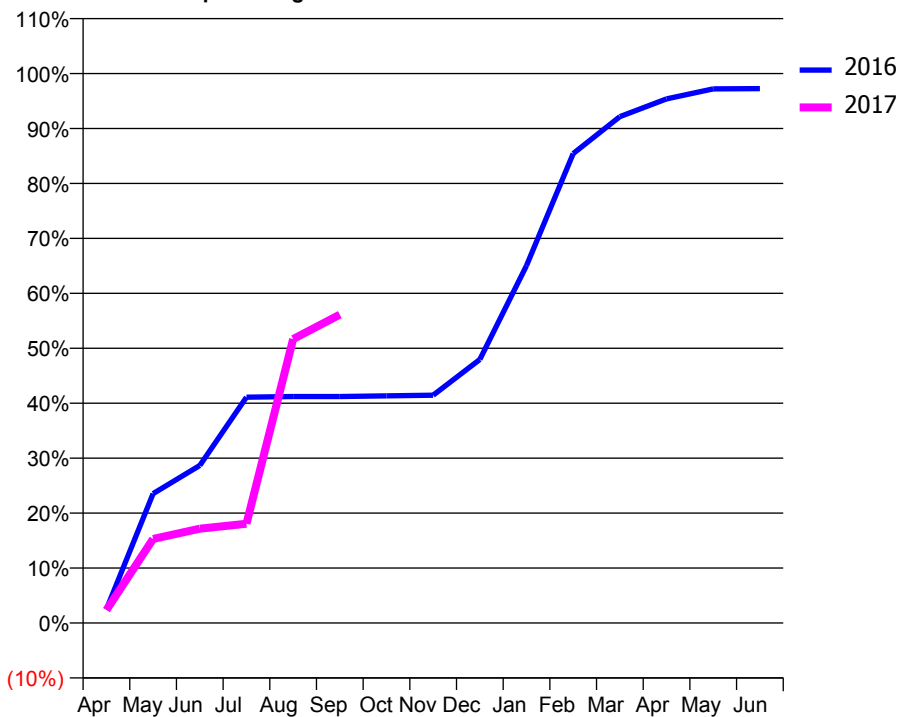
ACCESS*

Patients seen in 24 months	Total	Change since previous quarter
Quarter ending September 2015	969	
Quarter ending December 2015	792	↓
Quarter ending March 2016	930	↑
Quarter ending June 2016	977	↑
Quarter ending September 2016	1,093	↑
Variance since September 2015	12.8%	↑



ACTIVITY

Cumulative percentage of contracted UDA delivered 2016 & 2017



Adjusted Scheduled Activity (UDA)

Month	2016	2017
April	61	58
May	572	372
June	696	417
July	998	439
August	1,001	1,255
September	1,001	1,363
October	1,004	
November	1,007	
December	1,164	
January	1,579	
February	2,074	
March	2,237	
April	2,316	
May	2,360	
June	2,361	

QUALITY

	Quantity	Base Number	Contract	AT	Region	England
% of FP17s for the same patient ID Re-attending within 3 months - Children	7	193	3.6%	10.4%	12.0%	12.4%
% of FP17s for the same patient ID Re-attending within 3 months - Adults	45	513	8.8%	14.2%	15.9%	16.7%
% of FP17s for the same patient ID Re-attending between 3 & 9 months - Children	15	193	7.8%	59.3%	58.6%	57.4%
% of FP17s for the same patient ID Re-attending between 3 & 9 months - Adults	67	513	13.1%	54.4%	51.6%	50.5%
% of FP17s for Band 1 Urgent Courses	33	636	5.2%	6.9%	8.0%	9.1%
% of FP17s Relating to Free Repair or Replacements	4	636	0.6%	0.9%	0.8%	0.8%
% of FP17s Relating to Continuations	4	636	0.6%	1.4%	1.3%	1.3%
% of Patients satisfied with the dentistry they have received	0	0	N/A	93.2%	93.1%	93.2%
% of Patients satisfied with the time they had to wait for an appointment	0	0	N/A	89.3%	89.1%	89.0%

* This is based on patients treated on this contract for their most recent course of treatment. Figures in italics indicate the base number of FP17s or Patient Questionnaire responses are less than 100. N/A is shown where the base number of responses is less than 10 during the period. % is calculated as Quantity/Base number*100

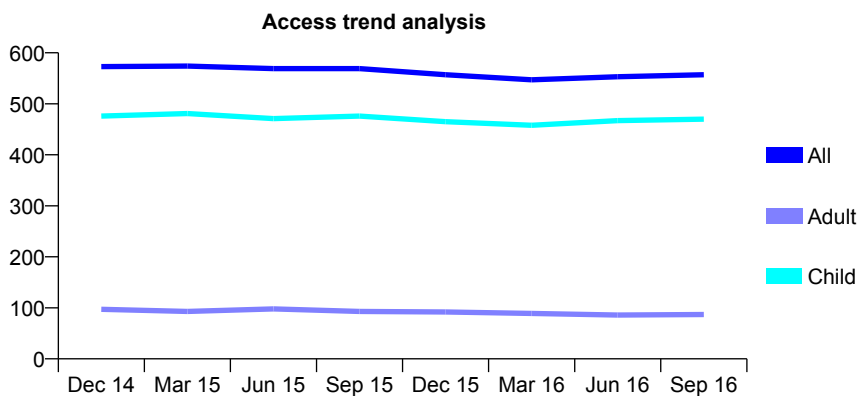
Q60 - Vital Signs At a Glance Contract Report for 825085/0001 - September 2016

Name or company name	MR PB NADIN
Contract type name	GDS Contract
Purpose of contract	General
Contract start date	01/04/2006
Contract end date	

16/17 Contracted general activity (UDA)	1,686
Carry forward general activity (UDA)	0
16/17 Contracted orthodontic activity (UOA)	0
Carry forward orthodontic activity (UOA)	0
Baseline contract value	£43,288.09

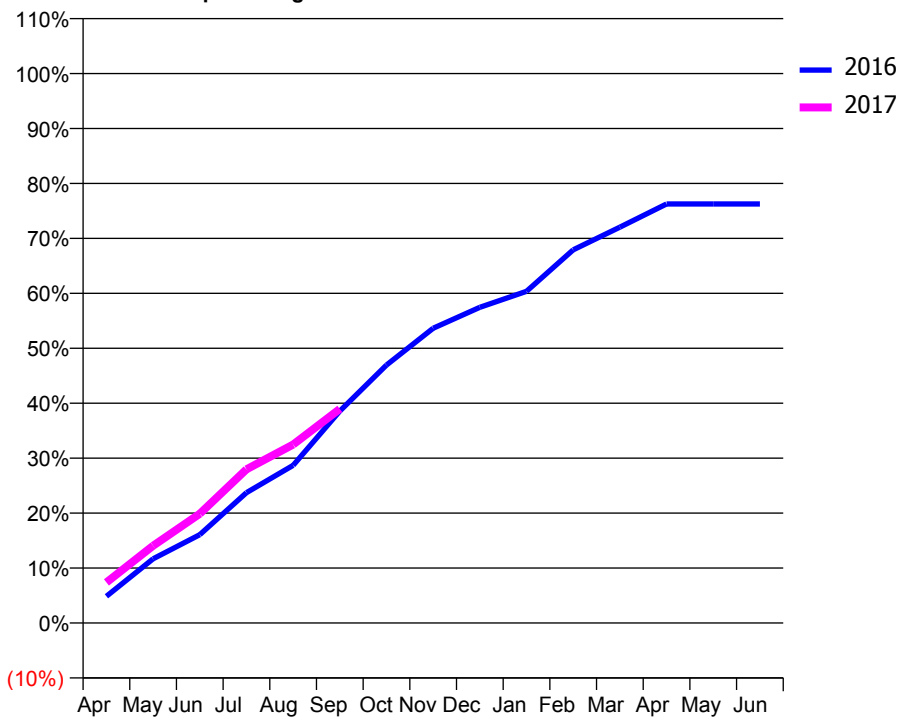
ACCESS*

Patients seen in 24 months	Total	Change since previous quarter
Quarter ending September 2015	569	
Quarter ending December 2015	557	↓
Quarter ending March 2016	547	↓
Quarter ending June 2016	553	→
Quarter ending September 2016	557	→
Variance since September 2015	(2.1%)	↓



ACTIVITY

Cumulative percentage of contracted UDA delivered 2016 & 2017



Adjusted Scheduled Activity (UDA)

Month	2016	2017
April	82	124
May	197	237
June	271	335
July	400	471
August	484	548
September	650	657
October	791	
November	904	
December	969	
January	1,018	
February	1,145	
March	1,215	
April	1,286	
May	1,286	
June	1,286	

QUALITY

	Quantity	Base Number	Contract	AT	Region	England
% of FP17s for the same patient ID Re-attending within 3 months - Children	35	474	7.4%	10.4%	12.0%	12.4%
% of FP17s for the same patient ID Re-attending within 3 months - Adults	7	45	15.6%	14.2%	15.9%	16.7%
% of FP17s for the same patient ID Re-attending between 3 & 9 months - Children	349	474	73.6%	59.3%	58.6%	57.4%
% of FP17s for the same patient ID Re-attending between 3 & 9 months - Adults	28	45	62.2%	54.4%	51.6%	50.5%
% of FP17s for Band 1 Urgent Courses	15	456	3.3%	6.9%	8.0%	9.1%
% of FP17s Relating to Free Repair or Replacements	0	456	0.0%	0.9%	0.8%	0.8%
% of FP17s Relating to Continuations	4	456	0.9%	1.4%	1.3%	1.3%
% of Patients satisfied with the dentistry they have received	0	0	N/A	93.2%	93.1%	93.2%
% of Patients satisfied with the time they had to wait for an appointment	0	0	N/A	89.3%	89.1%	89.0%

* This is based on patients treated on this contract for their most recent course of treatment. Figures in italics indicate the base number of FP17s or Patient Questionnaire responses are less than 100. N/A is shown where the base number of responses is less than 10 during the period. % is calculated as Quantity/Base number*100

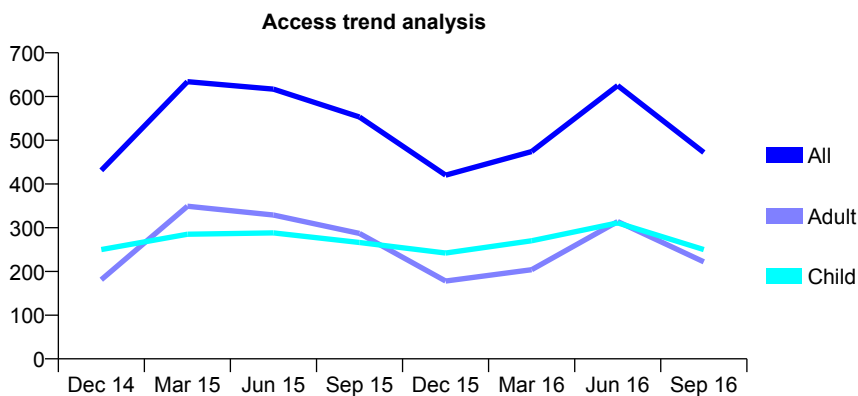
Q60 - Vital Signs At a Glance Contract Report for 833304/0001 - September 2016

Name or company name	MR AP JAMES
Contract type name	GDS Contract
Purpose of contract	General and Orthodontic
Contract start date	01/04/2006
Contract end date	

16/17 Contracted general activity (UDA)	1,526
Carry forward general activity (UDA)	0
16/17 Contracted orthodontic activity (UOA)	80
Carry forward orthodontic activity (UOA)	0
Baseline contract value	£46,775.42

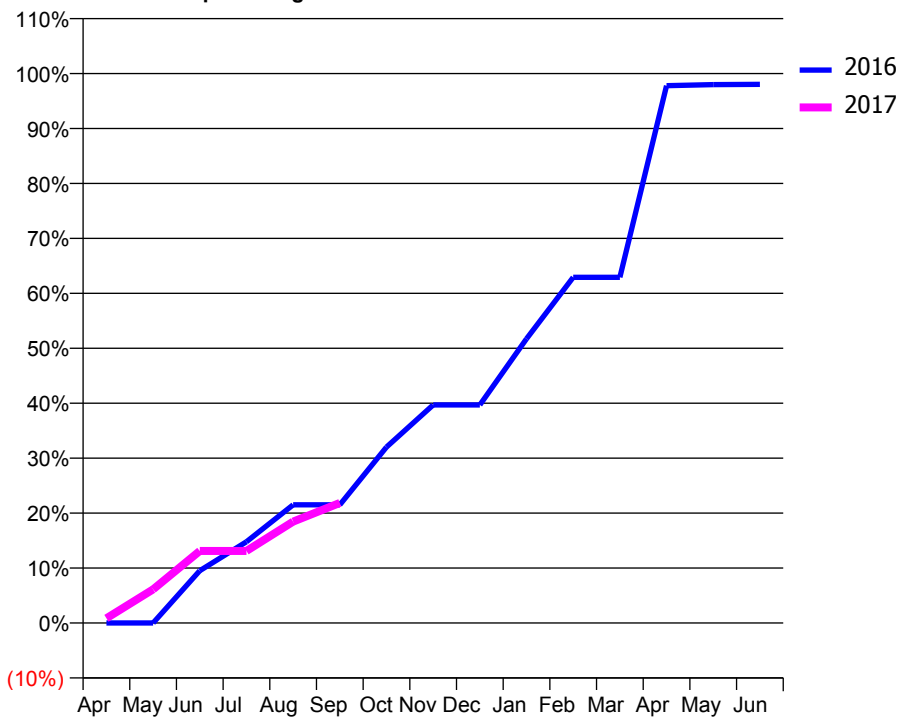
ACCESS*

Patients seen in 24 months	Total	Change since previous quarter
Quarter ending September 2015	553	
Quarter ending December 2015	420	↓
Quarter ending March 2016	474	↑
Quarter ending June 2016	625	↑
Quarter ending September 2016	472	↓
Variance since September 2015	(14.6%)	↓



ACTIVITY

Cumulative percentage of contracted UDA delivered 2016 & 2017



Adjusted Scheduled Activity (UDA)

Month	2016	2017
April	0	13
May	0	93
June	145	200
July	226	200
August	328	282
September	328	334
October	489	
November	606	
December	606	
January	789	
February	960	
March	960	
April	1,492	
May	1,495	
June	1,496	

QUALITY

	Quantity	Base Number	Contract	AT	Region	England
% of FP17s for the same patient ID Re-attending within 3 months - Children	18	274	6.6%	10.4%	12.0%	12.4%
% of FP17s for the same patient ID Re-attending within 3 months - Adults	14	232	6.0%	14.2%	15.9%	16.7%
% of FP17s for the same patient ID Re-attending between 3 & 9 months - Children	157	274	57.3%	59.3%	58.6%	57.4%
% of FP17s for the same patient ID Re-attending between 3 & 9 months - Adults	37	232	15.9%	54.4%	51.6%	50.5%
% of FP17s for Band 1 Urgent Courses	8	210	3.8%	6.9%	8.0%	9.1%
% of FP17s Relating to Free Repair or Replacements	0	210	0.0%	0.9%	0.8%	0.8%
% of FP17s Relating to Continuations	1	210	0.5%	1.4%	1.3%	1.3%
% of Patients satisfied with the dentistry they have received	0	0	N/A	93.2%	93.1%	93.2%
% of Patients satisfied with the time they had to wait for an appointment	0	0	N/A	89.3%	89.1%	89.0%

* This is based on patients treated on this contract for their most recent course of treatment. Figures in italics indicate the base number of FP17s or Patient Questionnaire responses are less than 100. N/A is shown where the base number of responses is less than 10 during the period. % is calculated as Quantity/Base number*100

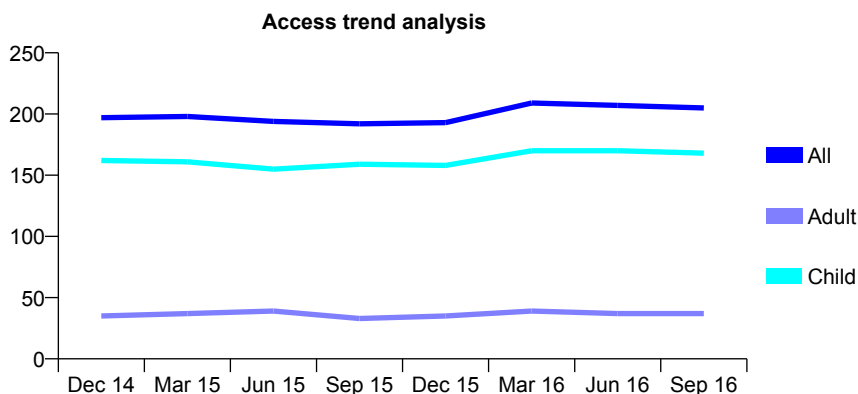
Q60 - Vital Signs At a Glance Contract Report for 840319/0001 - September 2016

Name or company name	MISS SJ WORSKETT
Contract type name	GDS Contract
Purpose of contract	General
Contract start date	01/04/2006
Contract end date	

16/17 Contracted general activity (UDA)	373
Carry forward general activity (UDA)	0
16/17 Contracted orthodontic activity (UOA)	0
Carry forward orthodontic activity (UOA)	0
Baseline contract value	£7,652.66

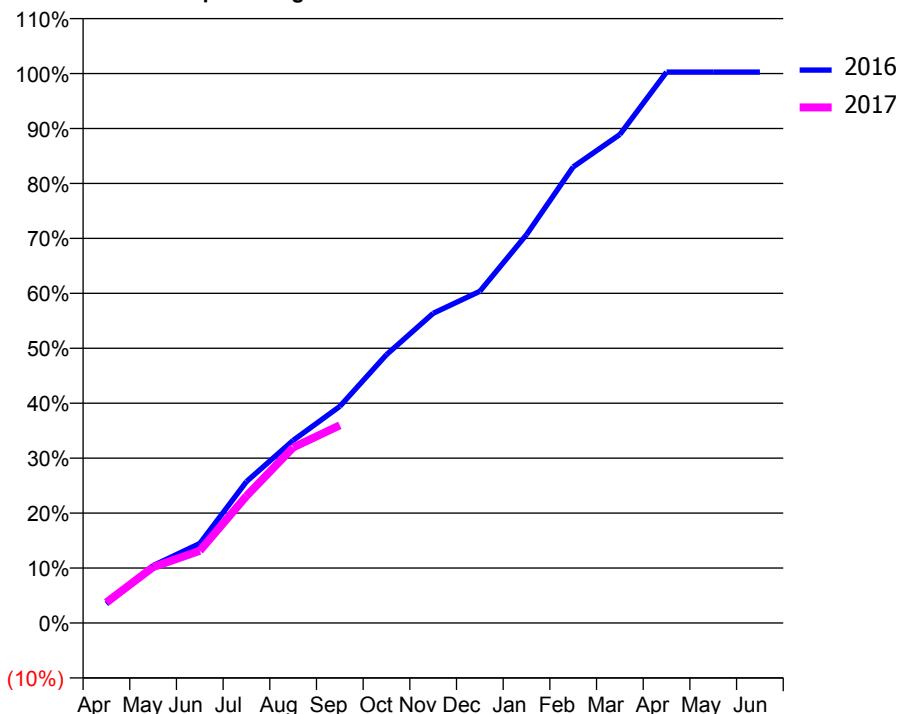
ACCESS*

Patients seen in 24 months	Total	Change since previous quarter
Quarter ending September 2015	192	
Quarter ending December 2015	193	→
Quarter ending March 2016	209	↑
Quarter ending June 2016	207	→
Quarter ending September 2016	205	→
Variance since September 2015	6.8%	↑



ACTIVITY

Cumulative percentage of contracted UDA delivered 2016 & 2017



Month	Adjusted Scheduled Activity (UDA)	
	2016	2017
April	13	14
May	39	38
June	54	49
July	96	86
August	124	119
September	147	134
October	182	
November	210	
December	225	
January	264	
February	310	
March	332	
April	374	
May	374	
June	374	

QUALITY

	Quantity	Base Number	Contract	AT	Region	England
% of FP17s for the same patient ID Re-attending within 3 months - Children	5	101	5.0%	10.4%	12.0%	12.4%
% of FP17s for the same patient ID Re-attending within 3 months - Adults	3	18	16.7%	14.2%	15.9%	16.7%
% of FP17s for the same patient ID Re-attending between 3 & 9 months - Children	60	101	59.4%	59.3%	58.6%	57.4%
% of FP17s for the same patient ID Re-attending between 3 & 9 months - Adults	11	18	61.1%	54.4%	51.6%	50.5%
% of FP17s for Band 1 Urgent Courses	1	91	1.1%	6.9%	8.0%	9.1%
% of FP17s Relating to Free Repair or Replacements	0	91	0.0%	0.9%	0.8%	0.8%
% of FP17s Relating to Continuations	0	91	0.0%	1.4%	1.3%	1.3%
% of Patients satisfied with the dentistry they have received	0	0	N/A	93.2%	93.1%	93.2%
% of Patients satisfied with the time they had to wait for an appointment	0	0	N/A	89.3%	89.1%	89.0%

* This is based on patients treated on this contract for their most recent course of treatment. Figures in italics indicate the base number of FP17s or Patient Questionnaire responses are less than 100. N/A is shown where the base number of responses is less than 10 during the period. % is calculated as Quantity/Base number*100

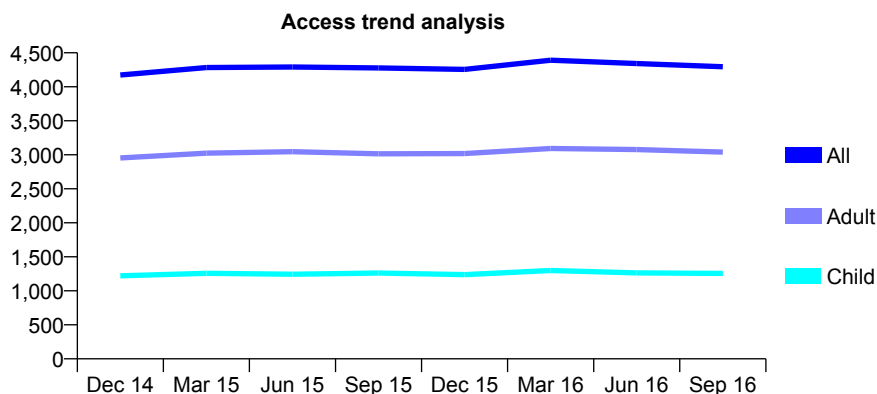
Q60 - Vital Signs At a Glance Contract Report for 840610/0001 - September 2016

Name or company name	MR RK NAHAR
Contract type name	GDS Contract
Purpose of contract	General and Orthodontic
Contract start date	01/04/2006
Contract end date	

16/17 Contracted general activity (UDA)	14,203
Carry forward general activity (UDA)	28
16/17 Contracted orthodontic activity (UOA)	656
Carry forward orthodontic activity (UOA)	0
Baseline contract value	£373,880.31

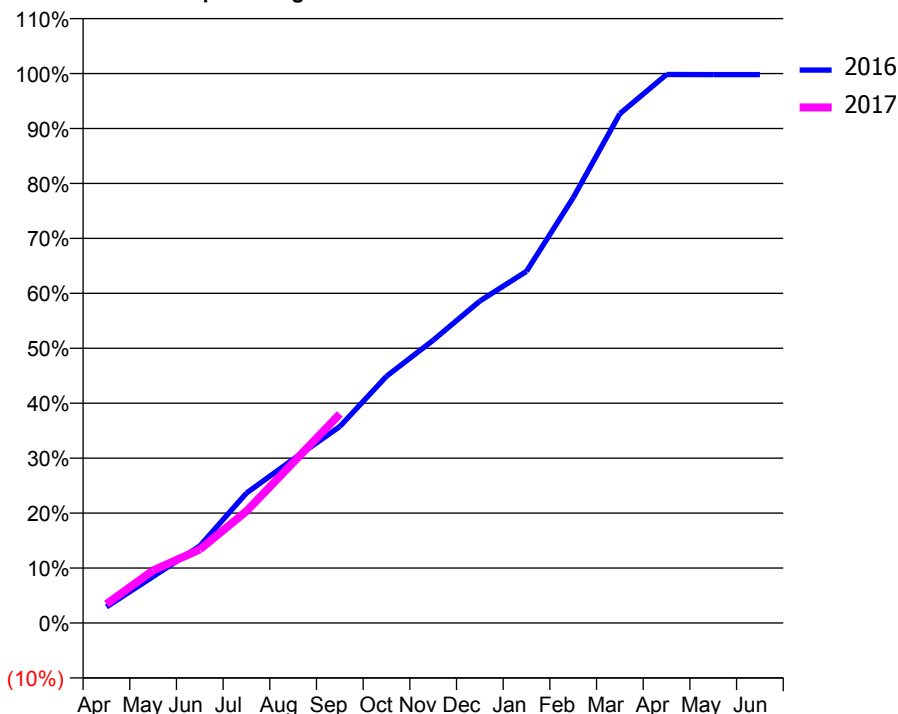
ACCESS*

Patients seen in 24 months	Total	Change since previous quarter
Quarter ending September 2015	4,277	
Quarter ending December 2015	4,256	→
Quarter ending March 2016	4,392	↑
Quarter ending June 2016	4,342	↓
Quarter ending September 2016	4,296	↓
Variance since September 2015	0.4%	→



ACTIVITY

Cumulative percentage of contracted UDA delivered 2016 & 2017



Month	Adjusted Scheduled Activity (UDA)	
	2016	2017
April	415	490
May	1,201	1,358
June	1,989	1,902
July	3,359	2,890
August	4,231	4,147
September	5,079	5,401
October	6,378	
November	7,308	
December	8,321	
January	9,090	
February	10,994	
March	13,164	
April	14,178	
May	14,175	
June	14,175	

QUALITY

	Quantity	Base Number	Contract	AT	Region	England
% of FP17s for the same patient ID Re-attending within 3 months - Children	99	963	10.3%	10.4%	12.0%	12.4%
% of FP17s for the same patient ID Re-attending within 3 months - Adults	221	1,831	12.1%	14.2%	15.9%	16.7%
% of FP17s for the same patient ID Re-attending between 3 & 9 months - Children	593	963	61.6%	59.3%	58.6%	57.4%
% of FP17s for the same patient ID Re-attending between 3 & 9 months - Adults	1,081	1,831	59.0%	54.4%	51.6%	50.5%
% of FP17s for Band 1 Urgent Courses	21	2,429	0.9%	6.9%	8.0%	9.1%
% of FP17s Relating to Free Repair or Replacements	21	2,429	0.9%	0.9%	0.8%	0.8%
% of FP17s Relating to Continuations	55	2,429	2.3%	1.4%	1.3%	1.3%
% of Patients satisfied with the dentistry they have received	2	2	N/A	93.2%	93.1%	93.2%
% of Patients satisfied with the time they had to wait for an appointment	1	2	N/A	89.3%	89.1%	89.0%

* This is based on patients treated on this contract for their most recent course of treatment. Figures in italics indicate the base number of FP17s or Patient Questionnaire responses are less than 100. N/A is shown where the base number of responses is less than 10 during the period. % is calculated as Quantity/Base number*100

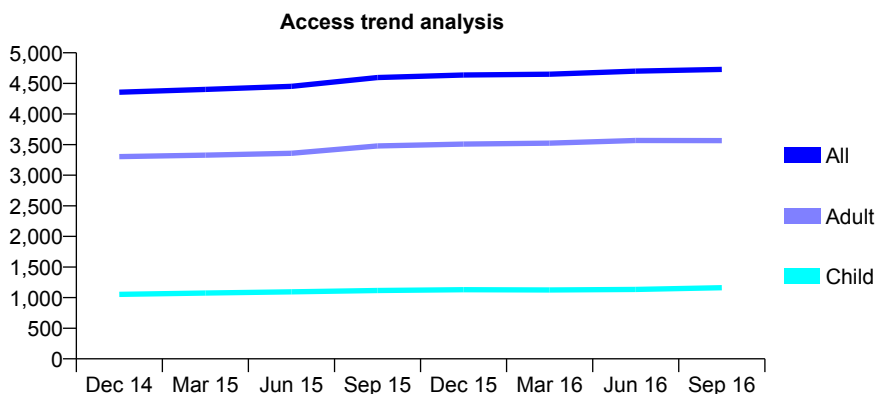
Q60 - Vital Signs At a Glance Contract Report for 844691/0001 - September 2016

Name or company name	MR G SHIRAVI
Contract type name	GDS Contract
Purpose of contract	General
Contract start date	01/04/2006
Contract end date	

16/17 Contracted general activity (UDA)	14,295
Carry forward general activity (UDA)	0
16/17 Contracted orthodontic activity (UOA)	0
Carry forward orthodontic activity (UOA)	0
Baseline contract value	£397,188.54

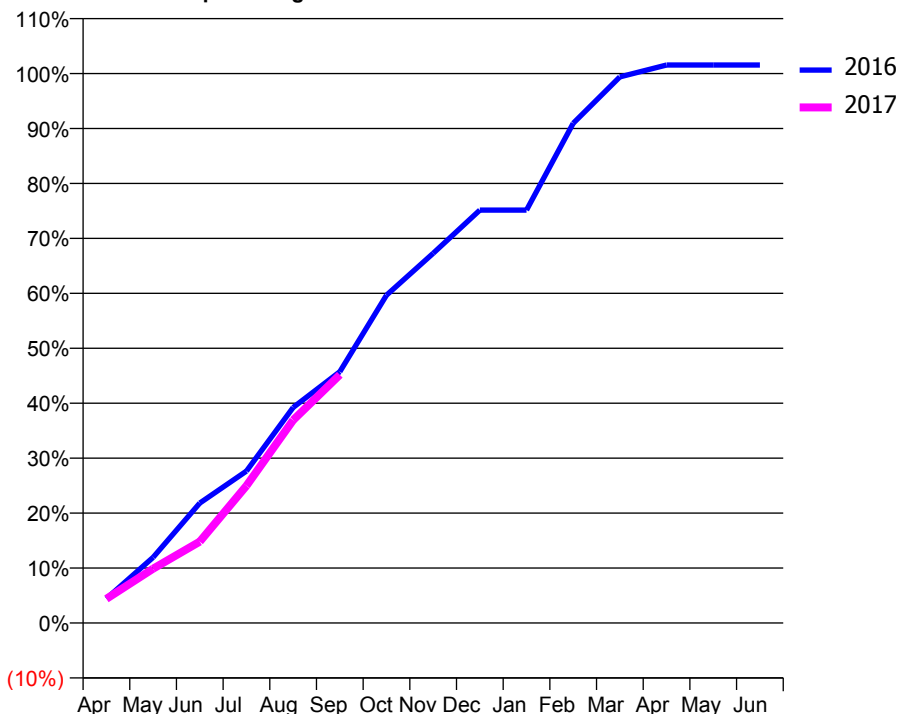
ACCESS*

Patients seen in 24 months	Total	Change since previous quarter
Quarter ending September 2015	4,596	
Quarter ending December 2015	4,638	→
Quarter ending March 2016	4,650	→
Quarter ending June 2016	4,701	→
Quarter ending September 2016	4,728	→
Variance since September 2015	2.9%	↑



ACTIVITY

Cumulative percentage of contracted UDA delivered 2016 & 2017



QUALITY

	Quantity	Base Number	Contract	AT	Region	England
% of FP17s for the same patient ID Re-attending within 3 months - Children	100	931	10.7%	10.4%	12.0%	12.4%
% of FP17s for the same patient ID Re-attending within 3 months - Adults	446	2,639	16.9%	14.2%	15.9%	16.7%
% of FP17s for the same patient ID Re-attending between 3 & 9 months - Children	563	931	60.5%	59.3%	58.6%	57.4%
% of FP17s for the same patient ID Re-attending between 3 & 9 months - Adults	1,508	2,639	57.1%	54.4%	51.6%	50.5%
% of FP17s for Band 1 Urgent Courses	178	3,386	5.3%	6.9%	8.0%	9.1%
% of FP17s Relating to Free Repair or Replacements	19	3,386	0.6%	0.9%	0.8%	0.8%
% of FP17s Relating to Continuations	36	3,386	1.1%	1.4%	1.3%	1.3%
% of Patients satisfied with the dentistry they have received	6	6	N/A	93.2%	93.1%	93.2%
% of Patients satisfied with the time they had to wait for an appointment	6	6	N/A	89.3%	89.1%	89.0%

* This is based on patients treated on this contract for their most recent course of treatment. Figures in italics indicate the base number of FP17s or Patient Questionnaire responses are less than 100. N/A is shown where the base number of responses is less than 10 during the period. % is calculated as Quantity/Base number*100

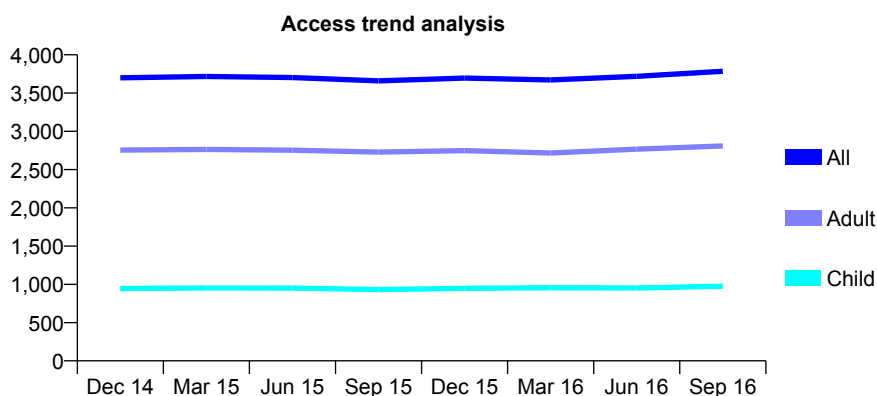
Q60 - Vital Signs At a Glance Contract Report for 847739/0002 - September 2016

Name or company name	MR E MOORE
Contract type name	GDS Contract
Purpose of contract	General
Contract start date	01/04/2006
Contract end date	

16/17 Contracted general activity (UDA)	9,482
Carry forward general activity (UDA)	13
16/17 Contracted orthodontic activity (UOA)	0
Carry forward orthodontic activity (UOA)	0
Baseline contract value	£220,672.82

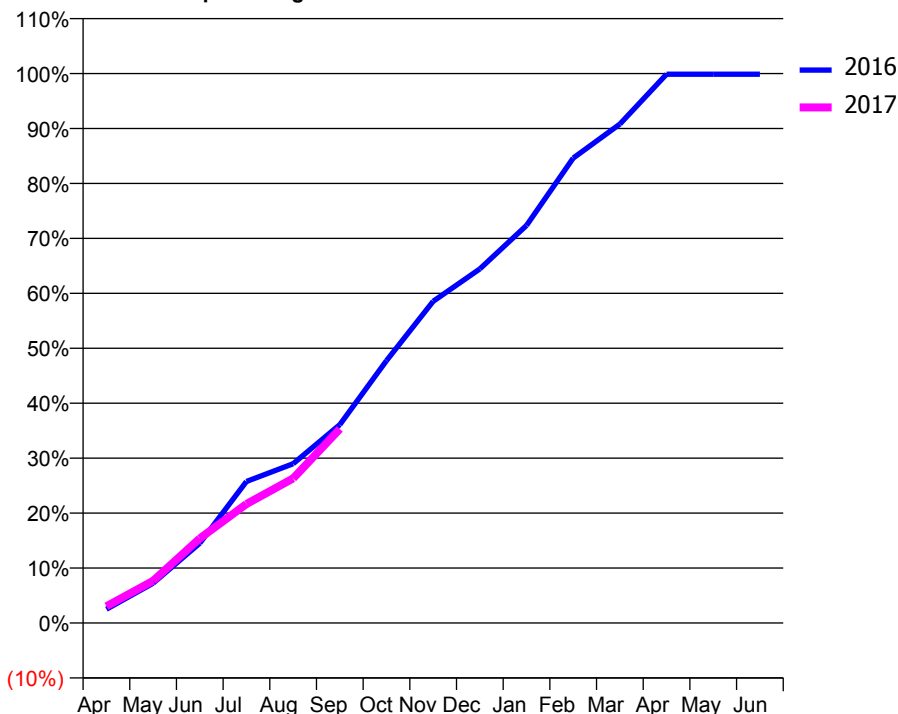
ACCESS*

Patients seen in 24 months	Total	Change since previous quarter
Quarter ending September 2015	3,660	
Quarter ending December 2015	3,695	→
Quarter ending March 2016	3,672	→
Quarter ending June 2016	3,719	→
Quarter ending September 2016	3,785	→
Variance since September 2015	3.4%	↑



ACTIVITY

Cumulative percentage of contracted UDA delivered 2016 & 2017



Adjusted Scheduled Activity (UDA)

Month	2016	2017
April	238	289
May	688	729
June	1,377	1,460
July	2,442	2,054
August	2,748	2,496
September	3,423	3,348
October	4,526	
November	5,550	
December	6,110	
January	6,860	
February	8,021	
March	8,609	
April	9,471	
May	9,470	
June	9,469	

QUALITY

	Quantity	Base Number	Contract	AT	Region	England
% of FP17s for the same patient ID Re-attending within 3 months - Children	34	727	4.7%	10.4%	12.0%	12.4%
% of FP17s for the same patient ID Re-attending within 3 months - Adults	207	1,891	10.9%	14.2%	15.9%	16.7%
% of FP17s for the same patient ID Re-attending between 3 & 9 months - Children	434	727	59.7%	59.3%	58.6%	57.4%
% of FP17s for the same patient ID Re-attending between 3 & 9 months - Adults	990	1,891	52.4%	54.4%	51.6%	50.5%
% of FP17s for Band 1 Urgent Courses	90	1,723	5.2%	6.9%	8.0%	9.1%
% of FP17s Relating to Free Repair or Replacements	1	1,723	0.1%	0.9%	0.8%	0.8%
% of FP17s Relating to Continuations	11	1,723	0.6%	1.4%	1.3%	1.3%
% of Patients satisfied with the dentistry they have received	5	5	N/A	93.2%	93.1%	93.2%
% of Patients satisfied with the time they had to wait for an appointment	5	5	N/A	89.3%	89.1%	89.0%

* This is based on patients treated on this contract for their most recent course of treatment. Figures in italics indicate the base number of FP17s or Patient Questionnaire responses are less than 100. N/A is shown where the base number of responses is less than 10 during the period. % is calculated as Quantity/Base number*100

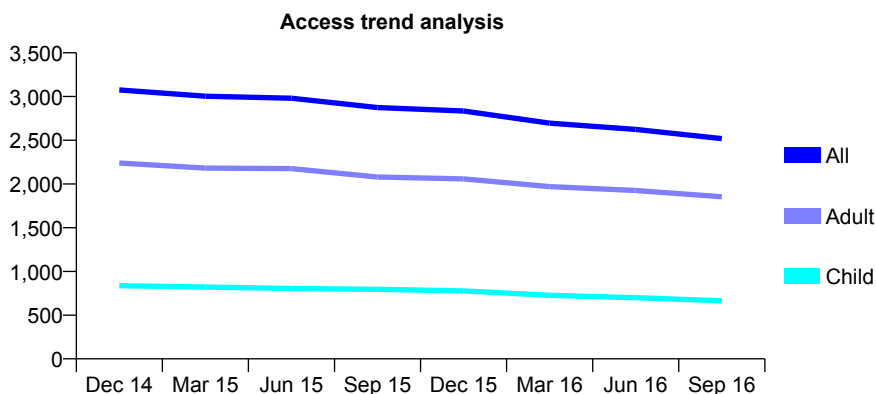
Q60 - Vital Signs At a Glance Contract Report for 849227/0001 - September 2016

Name or company name	MR BS AHITAN
Contract type name	GDS Contract
Purpose of contract	General
Contract start date	01/04/2006
Contract end date	

16/17 Contracted general activity (UDA)	10,030
Carry forward general activity (UDA)	0
16/17 Contracted orthodontic activity (UOA)	0
Carry forward orthodontic activity (UOA)	0
Baseline contract value	£228,925.21

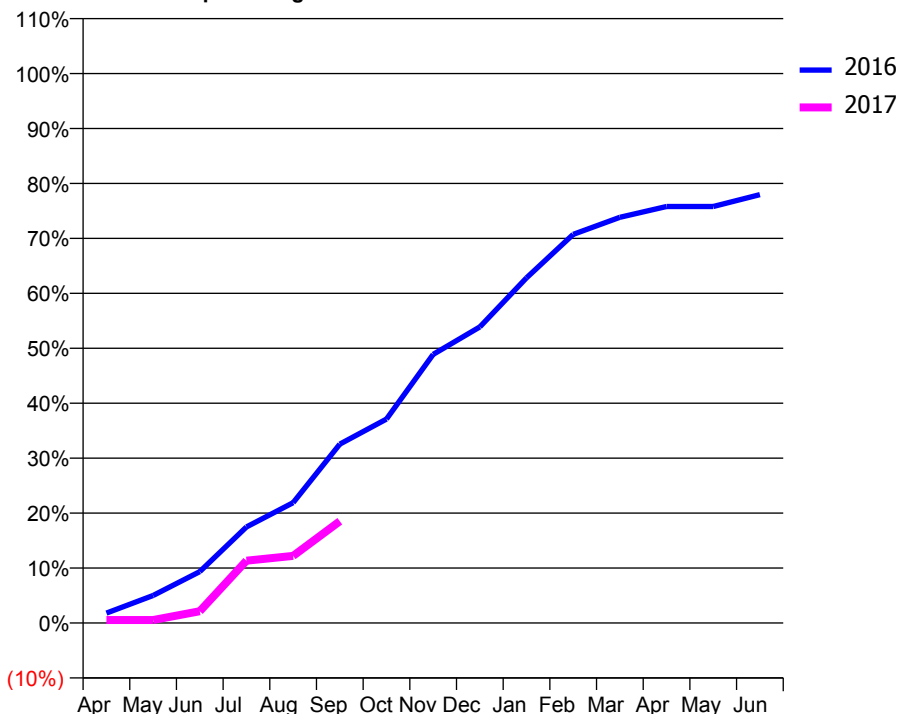
ACCESS*

Patients seen in 24 months	Total	Change since previous quarter
Quarter ending September 2015	2,874	
Quarter ending December 2015	2,835	↓
Quarter ending March 2016	2,696	↓
Quarter ending June 2016	2,624	↓
Quarter ending September 2016	2,518	↓
Variance since September 2015	(12.4%)	↓



ACTIVITY

Cumulative percentage of contracted UDA delivered 2016 & 2017



Adjusted Scheduled Activity (UDA)

Month	2016	2017
April	181	55
May	502	55
June	937	215
July	1,754	1,137
August	2,196	1,226
September	3,264	1,858
October	3,722	
November	4,903	
December	5,404	
January	6,301	
February	7,093	
March	7,405	
April	7,603	
May	7,603	
June	7,819	

QUALITY

	Quantity	Base Number	Contract	AT	Region	England
% of FP17s for the same patient ID Re-attending within 3 months - Children	16	234	6.8%	10.4%	12.0%	12.4%
% of FP17s for the same patient ID Re-attending within 3 months - Adults	80	737	10.9%	14.2%	15.9%	16.7%
% of FP17s for the same patient ID Re-attending between 3 & 9 months - Children	95	234	40.6%	59.3%	58.6%	57.4%
% of FP17s for the same patient ID Re-attending between 3 & 9 months - Adults	280	737	38.0%	54.4%	51.6%	50.5%
% of FP17s for Band 1 Urgent Courses	27	648	4.2%	6.9%	8.0%	9.1%
% of FP17s Relating to Free Repair or Replacements	11	648	1.7%	0.9%	0.8%	0.8%
% of FP17s Relating to Continuations	7	648	1.1%	1.4%	1.3%	1.3%
% of Patients satisfied with the dentistry they have received	2	3	N/A	93.2%	93.1%	93.2%
% of Patients satisfied with the time they had to wait for an appointment	2	3	N/A	89.3%	89.1%	89.0%

* This is based on patients treated on this contract for their most recent course of treatment. Figures in italics indicate the base number of FP17s or Patient Questionnaire responses are less than 100. N/A is shown where the base number of responses is less than 10 during the period. % is calculated as Quantity/Base number*100

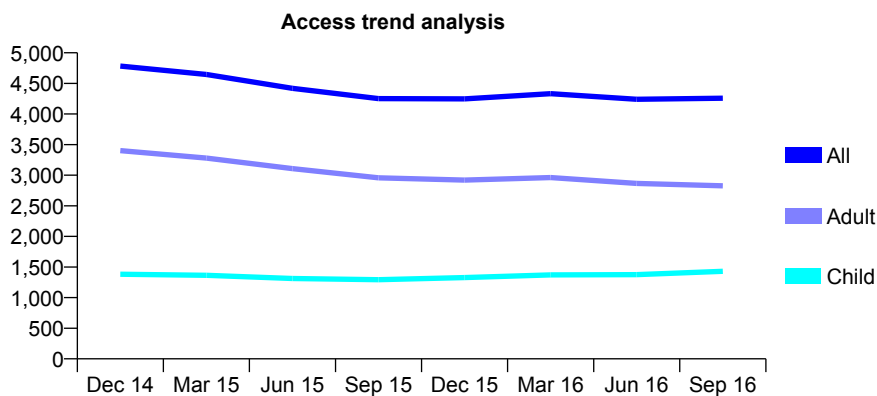
Q60 - Vital Signs At a Glance Contract Report for 856622/0001 - September 2016

Name or company name	MR N BARCHHA
Contract type name	GDS Contract
Purpose of contract	General
Contract start date	01/04/2006
Contract end date	

16/17 Contracted general activity (UDA)	16,093
Carry forward general activity (UDA)	0
16/17 Contracted orthodontic activity (UOA)	0
Carry forward orthodontic activity (UOA)	0
Baseline contract value	£396,083.34

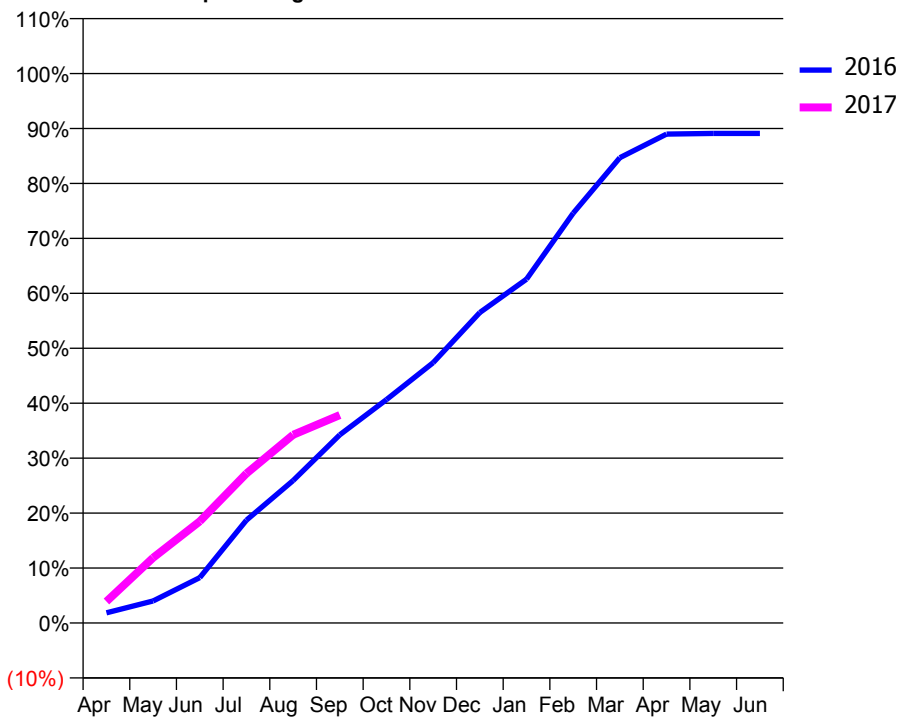
ACCESS*

Patients seen in 24 months	Total	Change since previous quarter
Quarter ending September 2015	4,251	
Quarter ending December 2015	4,248	→
Quarter ending March 2016	4,332	→
Quarter ending June 2016	4,240	↓
Quarter ending September 2016	4,258	→
Variance since September 2015	0.2%	→



ACTIVITY

Cumulative percentage of contracted UDA delivered 2016 & 2017



Month	Adjusted Scheduled Activity (UDA)	
	2016	2017
April	297	630
May	645	1,910
June	1,328	2,979
July	3,011	4,380
August	4,173	5,511
September	5,514	6,091
October	6,541	
November	7,624	
December	9,095	
January	10,071	
February	12,005	
March	13,627	
April	14,319	
May	14,338	
June	14,337	

QUALITY

	Quantity	Base Number	Contract	AT	Region	England
% of FP17s for the same patient ID Re-attending within 3 months - Children	71	1,082	6.6%	10.4%	12.0%	12.4%
% of FP17s for the same patient ID Re-attending within 3 months - Adults	409	2,036	20.1%	14.2%	15.9%	16.7%
% of FP17s for the same patient ID Re-attending between 3 & 9 months - Children	689	1,082	63.7%	59.3%	58.6%	57.4%
% of FP17s for the same patient ID Re-attending between 3 & 9 months - Adults	1,114	2,036	54.7%	54.4%	51.6%	50.5%
% of FP17s for Band 1 Urgent Courses	186	2,845	6.5%	6.9%	8.0%	9.1%
% of FP17s Relating to Free Repair or Replacements	22	2,845	0.8%	0.9%	0.8%	0.8%
% of FP17s Relating to Continuations	117	2,845	4.1%	1.4%	1.3%	1.3%
% of Patients satisfied with the dentistry they have received	2	2	N/A	93.2%	93.1%	93.2%
% of Patients satisfied with the time they had to wait for an appointment	2	2	N/A	89.3%	89.1%	89.0%

* This is based on patients treated on this contract for their most recent course of treatment. Figures in italics indicate the base number of FP17s or Patient Questionnaire responses are less than 100. N/A is shown where the base number of responses is less than 10 during the period. % is calculated as Quantity/Base number*100

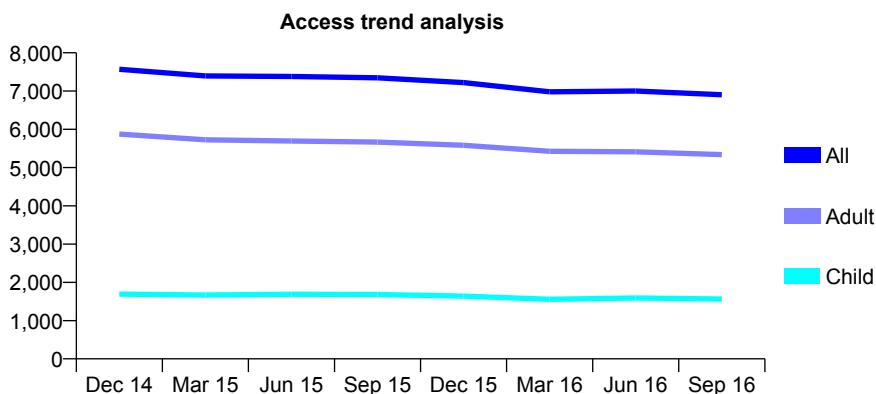
Q60 - Vital Signs At a Glance Contract Report for 857866/0001 - September 2016

Name or company name	MR LG THOTA
Contract type name	GDS Contract
Purpose of contract	General
Contract start date	01/04/2006
Contract end date	

16/17 Contracted general activity (UDA)	26,500
Carry forward general activity (UDA)	0
16/17 Contracted orthodontic activity (UOA)	0
Carry forward orthodontic activity (UOA)	0
Baseline contract value	£556,843.59

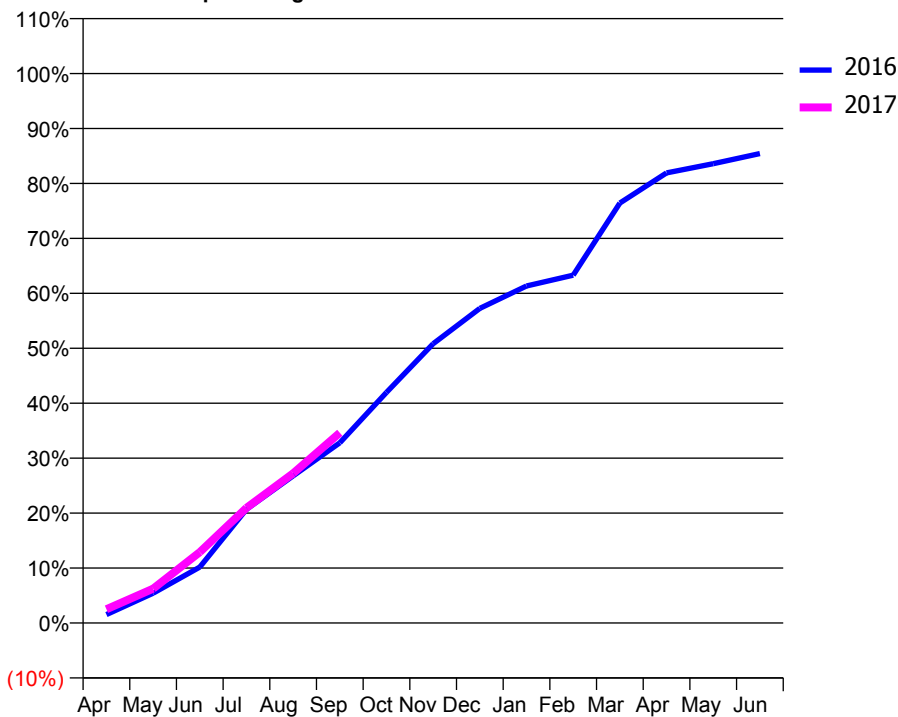
ACCESS*

Patients seen in 24 months	Total	Change since previous quarter
Quarter ending September 2015	7,346	
Quarter ending December 2015	7,222	↓
Quarter ending March 2016	6,980	↓
Quarter ending June 2016	7,003	→
Quarter ending September 2016	6,904	↓
Variance since September 2015	(6.0%)	↓



ACTIVITY

Cumulative percentage of contracted UDA delivered 2016 & 2017



Month	Adjusted Scheduled Activity (UDA)	
	2016	2017
April	406	665
May	1,437	1,655
June	2,697	3,415
July	5,481	5,555
August	7,098	7,220
September	8,694	9,172
October	11,123	
November	13,471	
December	15,176	
January	16,255	
February	16,774	
March	20,254	
April	21,707	
May	22,150	
June	22,640	

QUALITY

	Quantity	Base Number	Contract	AT	Region	England
% of FP17s for the same patient ID Re-attending within 3 months - Children	73	1,158	6.3%	10.4%	12.0%	12.4%
% of FP17s for the same patient ID Re-attending within 3 months - Adults	564	3,859	14.6%	14.2%	15.9%	16.7%
% of FP17s for the same patient ID Re-attending between 3 & 9 months - Children	642	1,158	55.4%	59.3%	58.6%	57.4%
% of FP17s for the same patient ID Re-attending between 3 & 9 months - Adults	2,341	3,859	60.7%	54.4%	51.6%	50.5%
% of FP17s for Band 1 Urgent Courses	337	4,251	7.9%	6.9%	8.0%	9.1%
% of FP17s Relating to Free Repair or Replacements	13	4,251	0.3%	0.9%	0.8%	0.8%
% of FP17s Relating to Continuations	70	4,251	1.6%	1.4%	1.3%	1.3%
% of Patients satisfied with the dentistry they have received	13	14	92.9%	93.2%	93.1%	93.2%
% of Patients satisfied with the time they had to wait for an appointment	14	14	100.0%	89.3%	89.1%	89.0%

* This is based on patients treated on this contract for their most recent course of treatment. Figures in italics indicate the base number of FP17s or Patient Questionnaire responses are less than 100. N/A is shown where the base number of responses is less than 10 during the period. % is calculated as Quantity/Base number*100

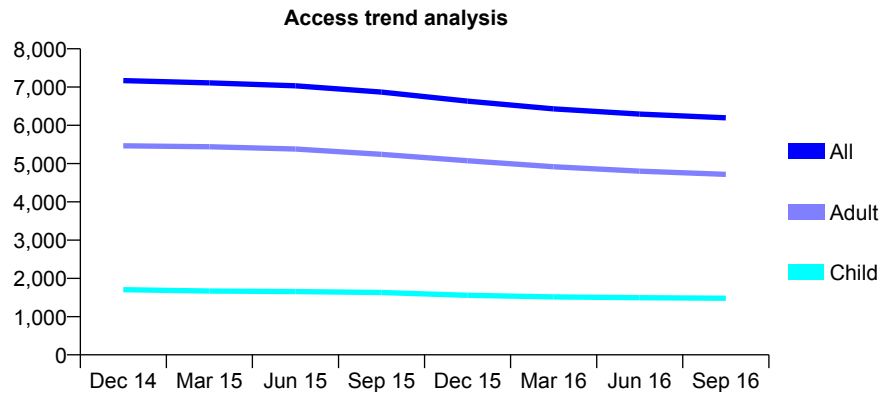
Q60 - Vital Signs At a Glance Contract Report for 906611/0002 - September 2016

Name or company name	MR RJ COOPER
Contract type name	GDS Contract
Purpose of contract	General
Contract start date	01/04/2009
Contract end date	

16/17 Contracted general activity (UDA)	18,833
Carry forward general activity (UDA)	0
16/17 Contracted orthodontic activity (UOA)	0
Carry forward orthodontic activity (UOA)	0
Baseline contract value	£450,994.91

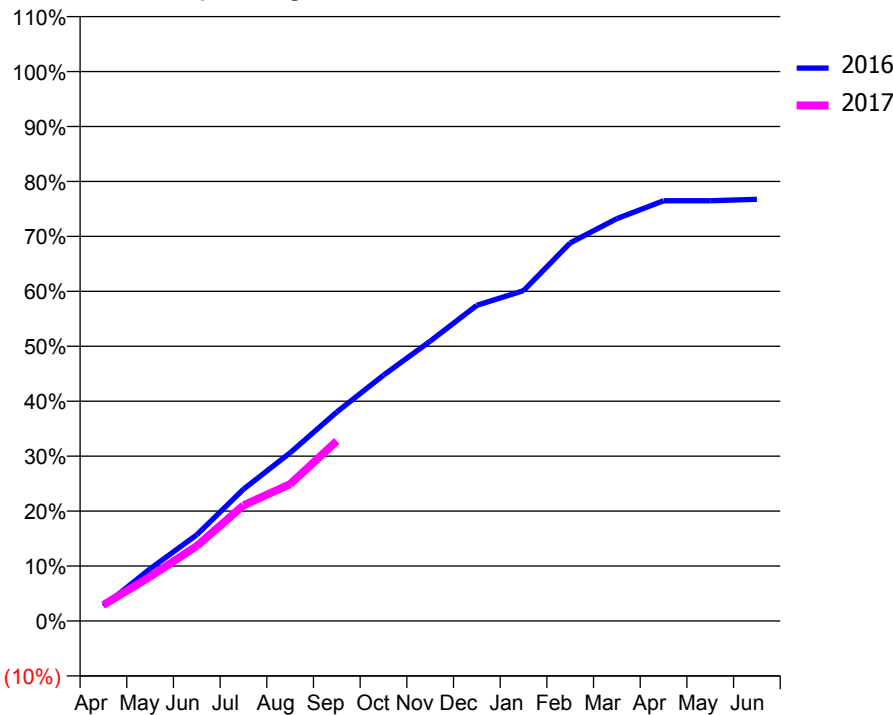
ACCESS*

Patients seen in 24 months	Total	Change since previous quarter
Quarter ending September 2015	6,869	
Quarter ending December 2015	6,631	↓
Quarter ending March 2016	6,431	↓
Quarter ending June 2016	6,293	↓
Quarter ending September 2016	6,197	↓
Variance since September 2015	(9.8%)	↓



ACTIVITY

Cumulative percentage of contracted UDA delivered 2016 & 2017



Month	Adjusted Scheduled Activity (UDA)	
	2016	2017
April	509	550
May	1,791	1,518
June	2,957	2,573
July	4,520	3,966
August	5,766	4,690
September	7,166	6,173
October	8,424	
November	9,593	
December	10,819	
January	11,323	
February	12,960	
March	13,789	
April	14,402	
May	14,403	
June	14,455	

QUALITY

	Quantity	Base Number	Contract	AT	Region	England
% of FP17s for the same patient ID Re-attending within 3 months - Children	52	812	6.4%	10.4%	12.0%	12.4%
% of FP17s for the same patient ID Re-attending within 3 months - Adults	234	2,398	9.8%	14.2%	15.9%	16.7%
% of FP17s for the same patient ID Re-attending between 3 & 9 months - Children	298	812	36.7%	59.3%	58.6%	57.4%
% of FP17s for the same patient ID Re-attending between 3 & 9 months - Adults	944	2,398	39.4%	54.4%	51.6%	50.5%
% of FP17s for Band 1 Urgent Courses	151	2,926	5.2%	6.9%	8.0%	9.1%
% of FP17s Relating to Free Repair or Replacements	9	2,926	0.3%	0.9%	0.8%	0.8%
% of FP17s Relating to Continuations	73	2,926	2.5%	1.4%	1.3%	1.3%
% of Patients satisfied with the dentistry they have received	17	19	89.5%	93.2%	93.1%	93.2%
% of Patients satisfied with the time they had to wait for an appointment	17	19	89.5%	89.3%	89.1%	89.0%

* This is based on patients treated on this contract for their most recent course of treatment. Figures in italics indicate the base number of FP17s or Patient Questionnaire responses are less than 100. N/A is shown where the base number of responses is less than 10 during the period. % is calculated as Quantity/Base number*100

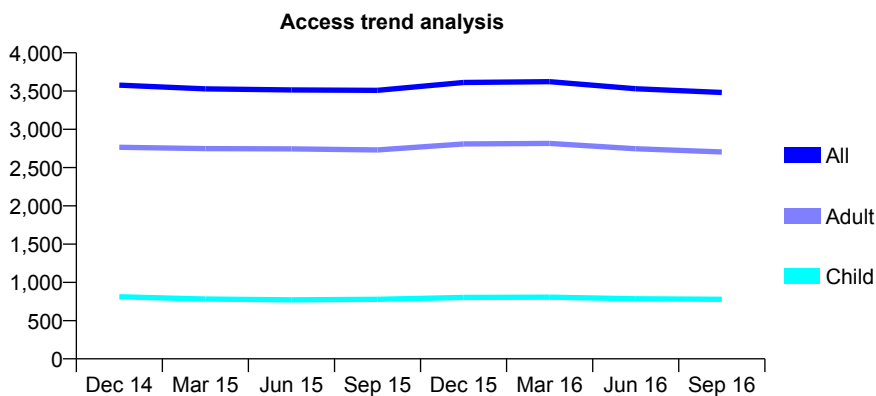
Q60 - Vital Signs At a Glance Contract Report for 909939/0001 - September 2016

Name or company name	MR DP VAN WYK
Contract type name	GDS Contract
Purpose of contract	General
Contract start date	01/04/2006
Contract end date	

16/17 Contracted general activity (UDA)	8,800
Carry forward general activity (UDA)	0
16/17 Contracted orthodontic activity (UOA)	0
Carry forward orthodontic activity (UOA)	0
Baseline contract value	£244,127.75

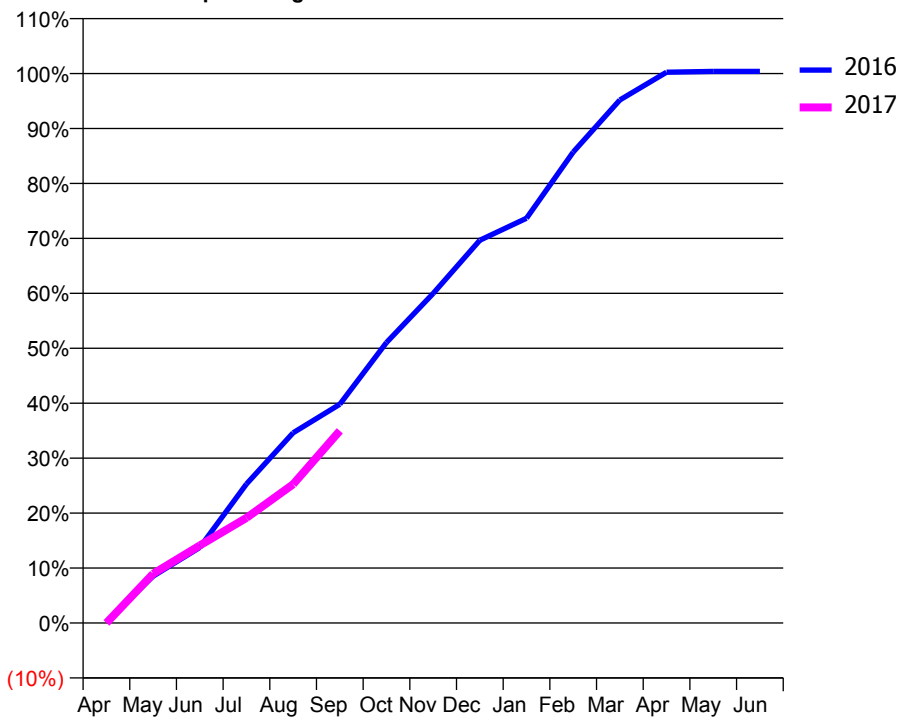
ACCESS*

Patients seen in 24 months	Total	Change since previous quarter
Quarter ending September 2015	3,509	
Quarter ending December 2015	3,612	↑
Quarter ending March 2016	3,622	→
Quarter ending June 2016	3,531	↓
Quarter ending September 2016	3,482	↓
Variance since September 2015	(0.8%)	→



ACTIVITY

Cumulative percentage of contracted UDA delivered 2016 & 2017



Month	Adjusted Scheduled Activity (UDA)	
	2016	2017
April	21	0
May	752	789
June	1,210	1,243
July	2,226	1,684
August	3,046	2,222
September	3,503	3,079
October	4,491	
November	5,277	
December	6,129	
January	6,483	
February	7,541	
March	8,376	
April	8,820	
May	8,833	
June	8,833	

QUALITY

	Quantity	Base Number	Contract	AT	Region	England
% of FP17s for the same patient ID Re-attending within 3 months - Children	7	351	2.0%	10.4%	12.0%	12.4%
% of FP17s for the same patient ID Re-attending within 3 months - Adults	116	1,227	9.5%	14.2%	15.9%	16.7%
% of FP17s for the same patient ID Re-attending between 3 & 9 months - Children	97	351	27.6%	59.3%	58.6%	57.4%
% of FP17s for the same patient ID Re-attending between 3 & 9 months - Adults	287	1,227	23.4%	54.4%	51.6%	50.5%
% of FP17s for Band 1 Urgent Courses	115	1,387	8.3%	6.9%	8.0%	9.1%
% of FP17s Relating to Free Repair or Replacements	29	1,387	2.1%	0.9%	0.8%	0.8%
% of FP17s Relating to Continuations	22	1,387	1.6%	1.4%	1.3%	1.3%
% of Patients satisfied with the dentistry they have received	11	12	91.7%	93.2%	93.1%	93.2%
% of Patients satisfied with the time they had to wait for an appointment	11	12	91.7%	89.3%	89.1%	89.0%

* This is based on patients treated on this contract for their most recent course of treatment. Figures in italics indicate the base number of FP17s or Patient Questionnaire responses are less than 100. N/A is shown where the base number of responses is less than 10 during the period. % is calculated as Quantity/Base number*100

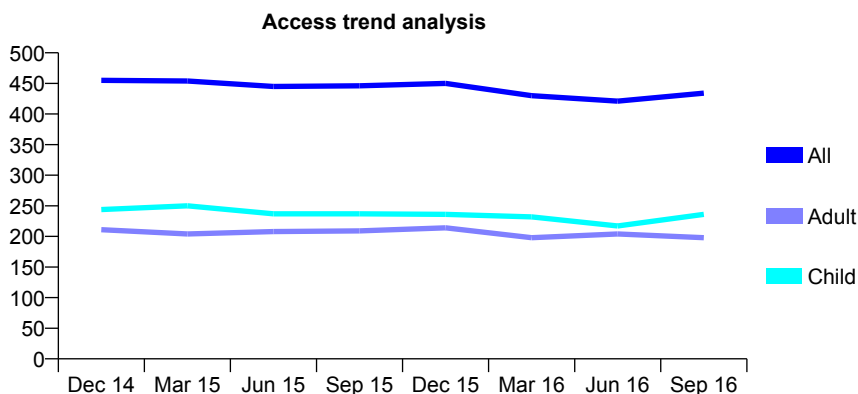
Q60 - Vital Signs At a Glance Contract Report for 910066/0001 - September 2016

Name or company name	DR AJ FAGG
Contract type name	GDS Contract
Purpose of contract	General and Orthodontic
Contract start date	01/04/2006
Contract end date	

16/17 Contracted general activity (UDA)	777
Carry forward general activity (UDA)	0
16/17 Contracted orthodontic activity (UOA)	1,378
Carry forward orthodontic activity (UOA)	-7
Baseline contract value	£88,583.58

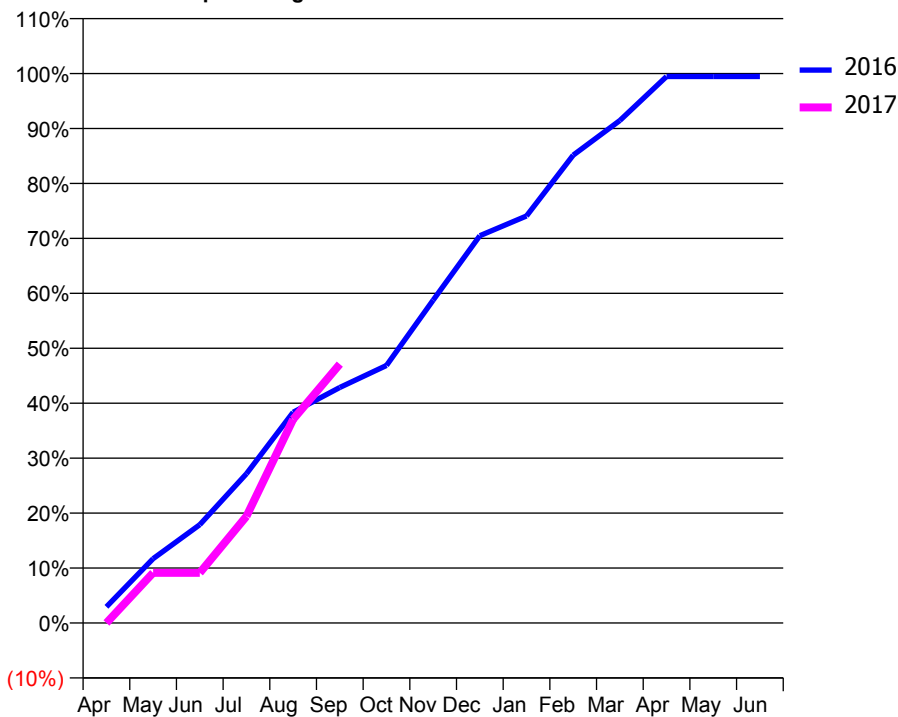
ACCESS*

Patients seen in 24 months	Total	Change since previous quarter
Quarter ending September 2015	446	
Quarter ending December 2015	450	→
Quarter ending March 2016	430	↓
Quarter ending June 2016	421	↓
Quarter ending September 2016	434	↑
Variance since September 2015	(2.7%)	↓



ACTIVITY

Cumulative percentage of contracted UDA delivered 2016 & 2017



Adjusted Scheduled Activity (UDA)

Month	2016	2017
April	23	0
May	91	71
June	139	71
July	211	151
August	298	288
September	333	366
October	364	
November	457	
December	548	
January	576	
February	662	
March	711	
April	773	
May	773	
June	773	

QUALITY

	Quantity	Base Number	Contract	AT	Region	England
% of FP17s for the same patient ID Re-attending within 3 months - Children	10	264	3.8%	10.4%	12.0%	12.4%
% of FP17s for the same patient ID Re-attending within 3 months - Adults	14	129	10.9%	14.2%	15.9%	16.7%
% of FP17s for the same patient ID Re-attending between 3 & 9 months - Children	99	264	37.5%	59.3%	58.6%	57.4%
% of FP17s for the same patient ID Re-attending between 3 & 9 months - Adults	72	129	55.8%	54.4%	51.6%	50.5%
% of FP17s for Band 1 Urgent Courses	0	232	0.0%	6.9%	8.0%	9.1%
% of FP17s Relating to Free Repair or Replacements	0	232	0.0%	0.9%	0.8%	0.8%
% of FP17s Relating to Continuations	0	232	0.0%	1.4%	1.3%	1.3%
% of Patients satisfied with the dentistry they have received	1	1	N/A	93.2%	93.1%	93.2%
% of Patients satisfied with the time they had to wait for an appointment	1	1	N/A	89.3%	89.1%	89.0%

* This is based on patients treated on this contract for their most recent course of treatment. Figures in italics indicate the base number of FP17s or Patient Questionnaire responses are less than 100. N/A is shown where the base number of responses is less than 10 during the period. % is calculated as Quantity/Base number*100

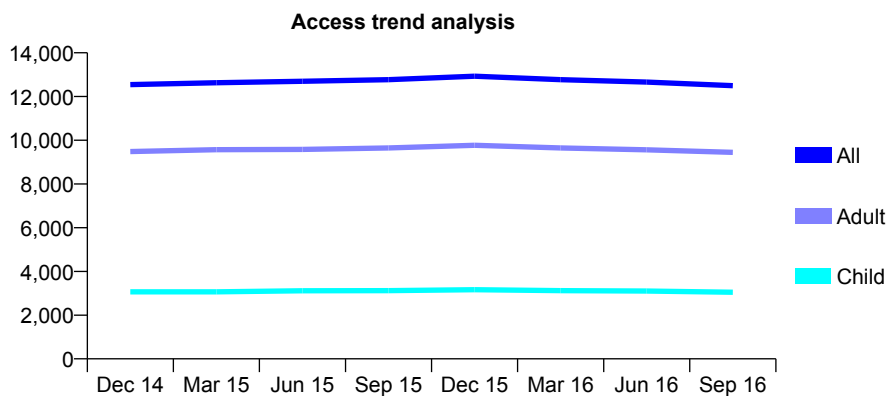
Q60 - Vital Signs At a Glance Contract Report for 912891/0001 - September 2016

Name or company name	MR SR FISHER
Contract type name	GDS Contract
Purpose of contract	General
Contract start date	01/04/2006
Contract end date	

16/17 Contracted general activity (UDA)	32,649
Carry forward general activity (UDA)	0
16/17 Contracted orthodontic activity (UOA)	0
Carry forward orthodontic activity (UOA)	0
Baseline contract value	£694,233.52

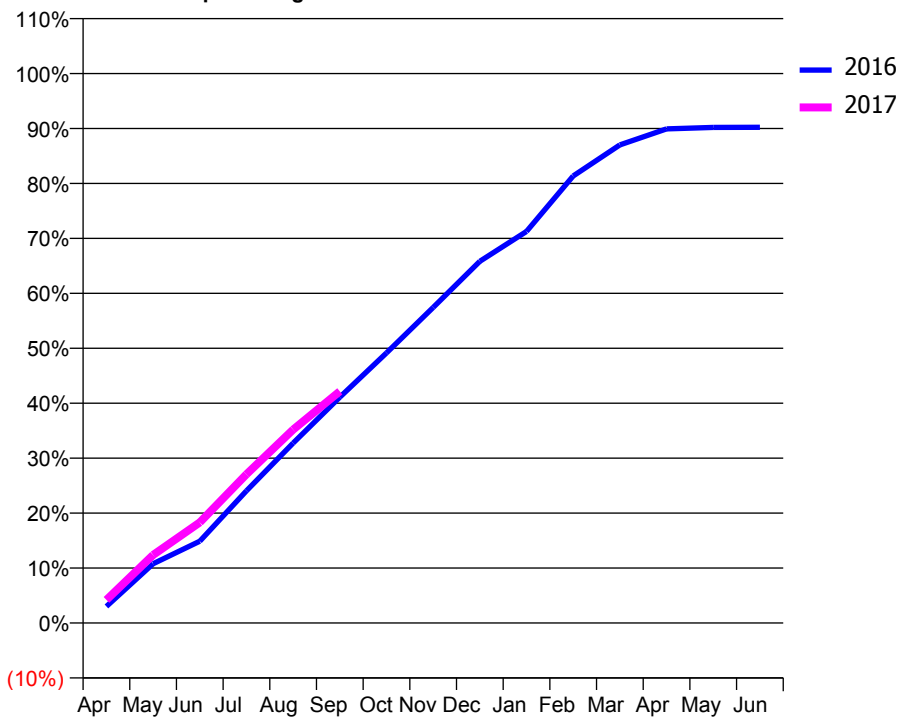
ACCESS*

Patients seen in 24 months	Total	Change since previous quarter
Quarter ending September 2015	12,770	
Quarter ending December 2015	12,929	→
Quarter ending March 2016	12,773	↓
Quarter ending June 2016	12,661	→
Quarter ending September 2016	12,496	↓
Variance since September 2015	(2.1%)	↓



ACTIVITY

Cumulative percentage of contracted UDA delivered 2016 & 2017



Month	Adjusted Scheduled Activity (UDA)	
	2016	2017
April	988	1,373
May	3,523	4,044
June	4,859	5,980
July	7,859	8,841
August	10,695	11,492
September	13,415	13,764
October	16,047	
November	18,748	
December	21,493	
January	23,266	
February	26,564	
March	28,410	
April	29,362	
May	29,447	
June	29,452	

QUALITY

	Quantity	Base Number	Contract	AT	Region	England
% of FP17s for the same patient ID Re-attending within 3 months - Children	106	2,128	5.0%	10.4%	12.0%	12.4%
% of FP17s for the same patient ID Re-attending within 3 months - Adults	684	6,846	10.0%	14.2%	15.9%	16.7%
% of FP17s for the same patient ID Re-attending between 3 & 9 months - Children	1,263	2,128	59.4%	59.3%	58.6%	57.4%
% of FP17s for the same patient ID Re-attending between 3 & 9 months - Adults	4,326	6,846	63.2%	54.4%	51.6%	50.5%
% of FP17s for Band 1 Urgent Courses	367	8,285	4.4%	6.9%	8.0%	9.1%
% of FP17s Relating to Free Repair or Replacements	33	8,285	0.4%	0.9%	0.8%	0.8%
% of FP17s Relating to Continuations	166	8,285	2.0%	1.4%	1.3%	1.3%
% of Patients satisfied with the dentistry they have received	18	18	100.0%	93.2%	93.1%	93.2%
% of Patients satisfied with the time they had to wait for an appointment	16	18	88.9%	89.3%	89.1%	89.0%

* This is based on patients treated on this contract for their most recent course of treatment. Figures in italics indicate the base number of FP17s or Patient Questionnaire responses are less than 100. N/A is shown where the base number of responses is less than 10 during the period. % is calculated as Quantity/Base number*100

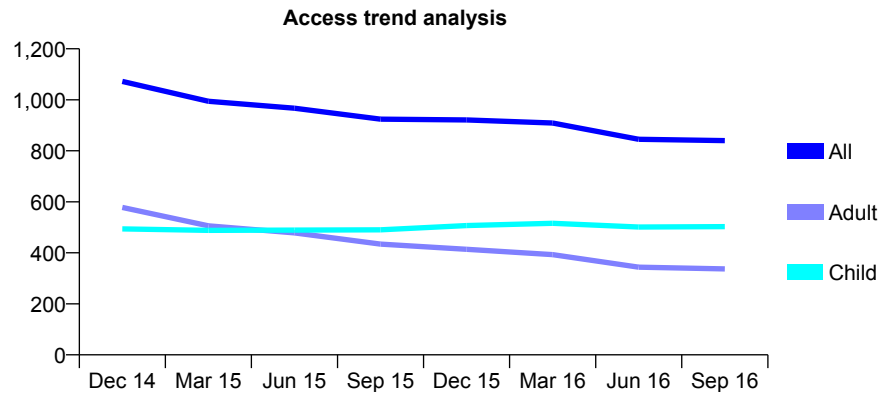
Q60 - Vital Signs At a Glance Contract Report for 913006/0001 - September 2016

Name or company name	MRS AJ MORRIS
Contract type name	GDS Contract
Purpose of contract	General
Contract start date	01/04/2006
Contract end date	

16/17 Contracted general activity (UDA)	2,513
Carry forward general activity (UDA)	0
16/17 Contracted orthodontic activity (UOA)	0
Carry forward orthodontic activity (UOA)	0
Baseline contract value	£61,618.60

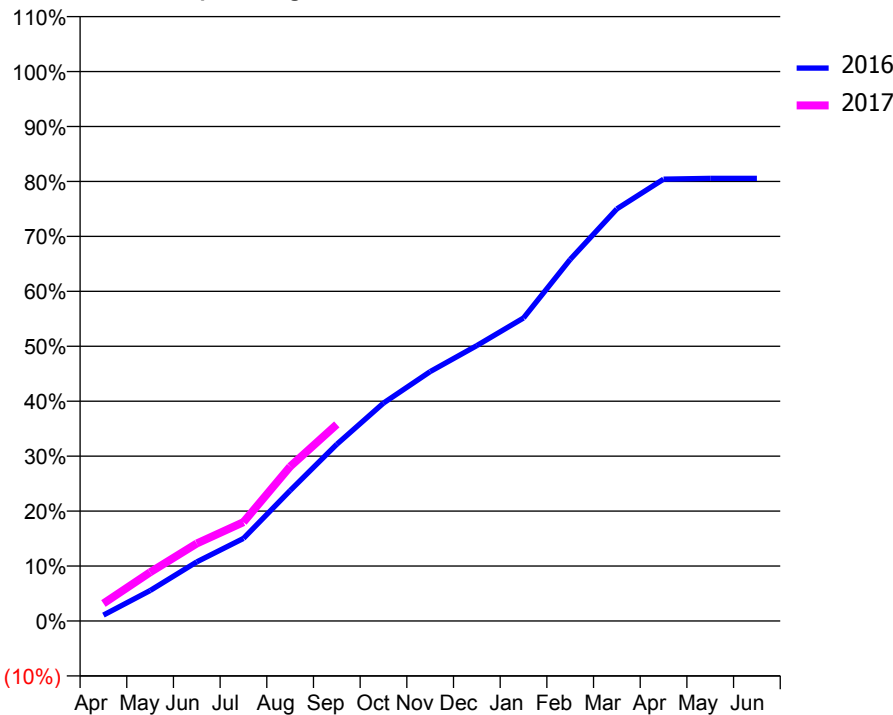
ACCESS*

Patients seen in 24 months	Total	Change since previous quarter
Quarter ending September 2015	924	
Quarter ending December 2015	921	→
Quarter ending March 2016	909	↓
Quarter ending June 2016	845	↓
Quarter ending September 2016	840	→
Variance since September 2015	(9.1%)	↓



ACTIVITY

Cumulative percentage of contracted UDA delivered 2016 & 2017



Month	Adjusted Scheduled Activity (UDA)	
	2016	2017
April	27	80
May	139	223
June	270	355
July	378	452
August	597	706
September	808	899
October	997	
November	1,141	
December	1,260	
January	1,386	
February	1,653	
March	1,885	
April	2,020	
May	2,024	
June	2,024	

QUALITY

	Quantity	Base Number	Contract	AT	Region	England
% of FP17s for the same patient ID Re-attending within 3 months - Children	31	440	7.0%	10.4%	12.0%	12.4%
% of FP17s for the same patient ID Re-attending within 3 months - Adults	22	229	9.6%	14.2%	15.9%	16.7%
% of FP17s for the same patient ID Re-attending between 3 & 9 months - Children	309	440	70.2%	59.3%	58.6%	57.4%
% of FP17s for the same patient ID Re-attending between 3 & 9 months - Adults	143	229	62.4%	54.4%	51.6%	50.5%
% of FP17s for Band 1 Urgent Courses	36	576	6.3%	6.9%	8.0%	9.1%
% of FP17s Relating to Free Repair or Replacements	1	576	0.2%	0.9%	0.8%	0.8%
% of FP17s Relating to Continuations	8	576	1.4%	1.4%	1.3%	1.3%
% of Patients satisfied with the dentistry they have received	2	2	N/A	93.2%	93.1%	93.2%
% of Patients satisfied with the time they had to wait for an appointment	2	2	N/A	89.3%	89.1%	89.0%

* This is based on patients treated on this contract for their most recent course of treatment. Figures in italics indicate the base number of FP17s or Patient Questionnaire responses are less than 100. N/A is shown where the base number of responses is less than 10 during the period. % is calculated as Quantity/Base number*100

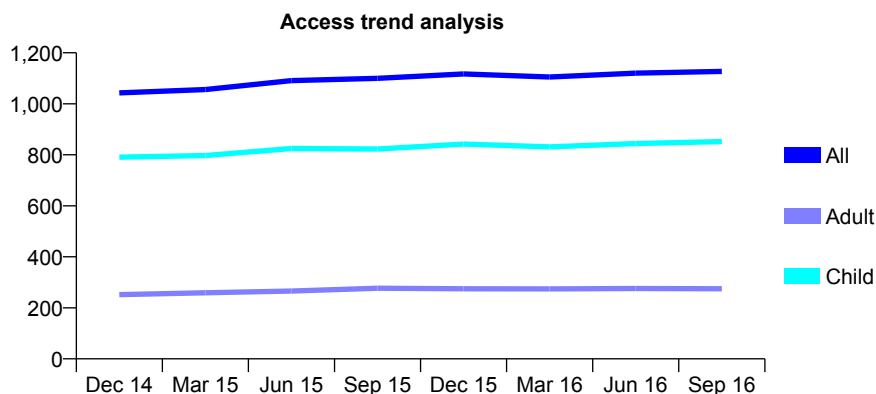
Q60 - Vital Signs At a Glance Contract Report for 916013/0003 - September 2016

Name or company name	MR BJ GRAINGER
Contract type name	GDS Contract
Purpose of contract	General and Orthodontic
Contract start date	14/04/2008
Contract end date	

16/17 Contracted general activity (UDA)	2,000
Carry forward general activity (UDA)	0
16/17 Contracted orthodontic activity (UOA)	210
Carry forward orthodontic activity (UOA)	0
Baseline contract value	£58,903.97

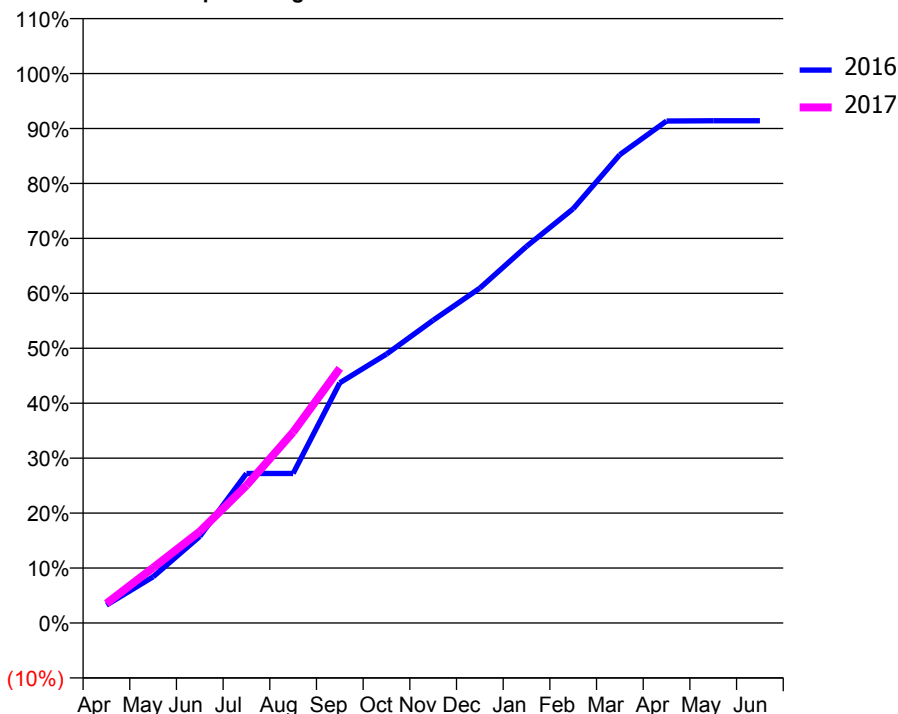
ACCESS*

Patients seen in 24 months	Total	Change since previous quarter
Quarter ending September 2015	1,100	
Quarter ending December 2015	1,117	→
Quarter ending March 2016	1,105	↓
Quarter ending June 2016	1,120	→
Quarter ending September 2016	1,127	→
Variance since September 2015	2.5%	↑



ACTIVITY

Cumulative percentage of contracted UDA delivered 2016 & 2017



Adjusted Scheduled Activity (UDA)

Month	2016	2017
April	65	71
May	168	201
June	315	333
July	544	500
August	544	695
September	874	927
October	979	
November	1,102	
December	1,219	
January	1,371	
February	1,508	
March	1,705	
April	1,827	
May	1,828	
June	1,828	

QUALITY

	Quantity	Base Number	Contract	AT	Region	England
% of FP17s for the same patient ID Re-attending within 3 months - Children	15	583	2.6%	10.4%	12.0%	12.4%
% of FP17s for the same patient ID Re-attending within 3 months - Adults	7	121	5.8%	14.2%	15.9%	16.7%
% of FP17s for the same patient ID Re-attending between 3 & 9 months - Children	288	583	49.4%	59.3%	58.6%	57.4%
% of FP17s for the same patient ID Re-attending between 3 & 9 months - Adults	39	121	32.2%	54.4%	51.6%	50.5%
% of FP17s for Band 1 Urgent Courses	5	616	0.8%	6.9%	8.0%	9.1%
% of FP17s Relating to Free Repair or Replacements	0	616	0.0%	0.9%	0.8%	0.8%
% of FP17s Relating to Continuations	0	616	0.0%	1.4%	1.3%	1.3%
% of Patients satisfied with the dentistry they have received	2	2	N/A	93.2%	93.1%	93.2%
% of Patients satisfied with the time they had to wait for an appointment	2	2	N/A	89.3%	89.1%	89.0%

* This is based on patients treated on this contract for their most recent course of treatment. Figures in italics indicate the base number of FP17s or Patient Questionnaire responses are less than 100. N/A is shown where the base number of responses is less than 10 during the period. % is calculated as Quantity/Base number*100

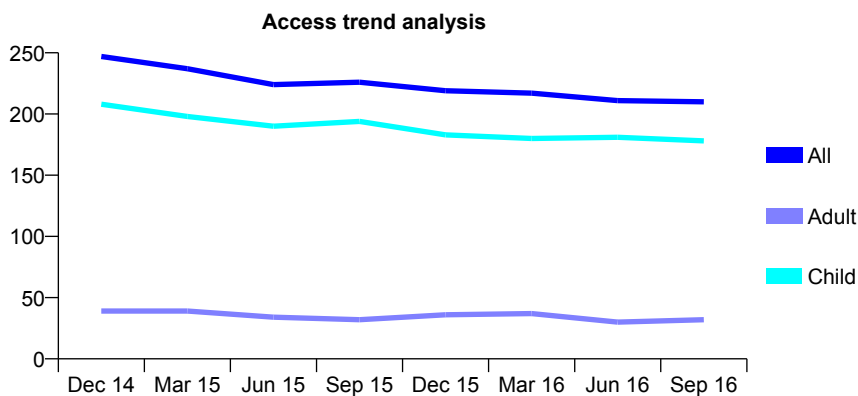
Q60 - Vital Signs At a Glance Contract Report for 916404/0001 - September 2016

Name or company name	MR PG OWEN
Contract type name	GDS Contract
Purpose of contract	General
Contract start date	01/04/2006
Contract end date	

16/17 Contracted general activity (UDA)	560
Carry forward general activity (UDA)	0
16/17 Contracted orthodontic activity (UOA)	0
Carry forward orthodontic activity (UOA)	0
Baseline contract value	£10,747.04

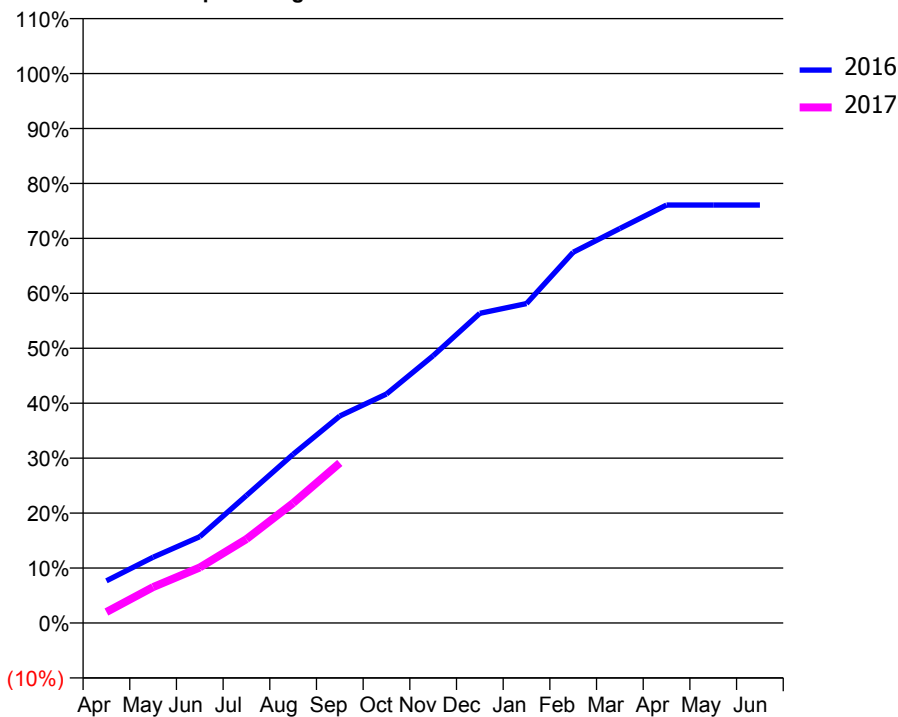
ACCESS*

Patients seen in 24 months	Total	Change since previous quarter
Quarter ending September 2015	226	
Quarter ending December 2015	219	↓
Quarter ending March 2016	217	→
Quarter ending June 2016	211	↓
Quarter ending September 2016	210	→
Variance since September 2015	(7.1%)	↓



ACTIVITY

Cumulative percentage of contracted UDA delivered 2016 & 2017



Adjusted Scheduled Activity (UDA)

Month	2016	2017
April	43	11
May	67	37
June	88	57
July	130	86
August	172	122
September	211	163
October	233	
November	272	
December	316	
January	326	
February	378	
March	402	
April	426	
May	426	
June	426	

QUALITY

	Quantity	Base Number	Contract	AT	Region	England
% of FP17s for the same patient ID Re-attending within 3 months - Children	8	167	4.8%	10.4%	12.0%	12.4%
% of FP17s for the same patient ID Re-attending within 3 months - Adults	0	0	N/A	14.2%	15.9%	16.7%
% of FP17s for the same patient ID Re-attending between 3 & 9 months - Children	138	167	82.6%	59.3%	58.6%	57.4%
% of FP17s for the same patient ID Re-attending between 3 & 9 months - Adults	0	0	N/A	54.4%	51.6%	50.5%
% of FP17s for Band 1 Urgent Courses	11	143	7.7%	6.9%	8.0%	9.1%
% of FP17s Relating to Free Repair or Replacements	0	143	0.0%	0.9%	0.8%	0.8%
% of FP17s Relating to Continuations	0	143	0.0%	1.4%	1.3%	1.3%
% of Patients satisfied with the dentistry they have received	0	0	N/A	93.2%	93.1%	93.2%
% of Patients satisfied with the time they had to wait for an appointment	0	0	N/A	89.3%	89.1%	89.0%

* This is based on patients treated on this contract for their most recent course of treatment. Figures in italics indicate the base number of FP17s or Patient Questionnaire responses are less than 100. N/A is shown where the base number of responses is less than 10 during the period. % is calculated as Quantity/Base number*100

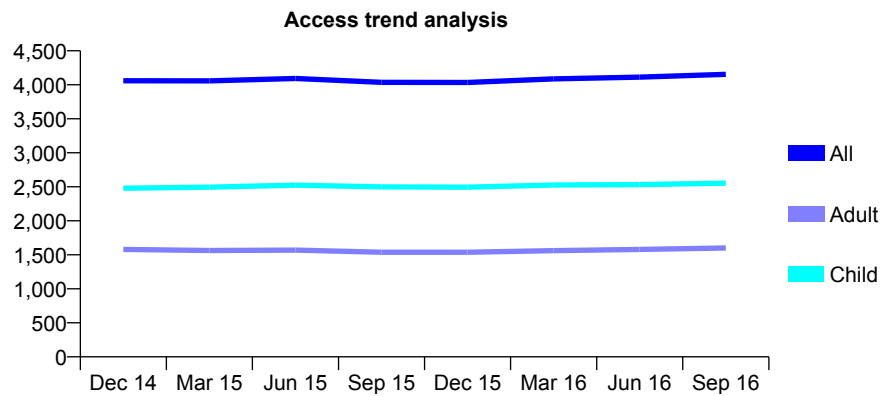
Q60 - Vital Signs At a Glance Contract Report for 920231/0001 - September 2016

Name or company name	MRS HL CHAPMAN
Contract type name	GDS Contract
Purpose of contract	General
Contract start date	01/04/2006
Contract end date	

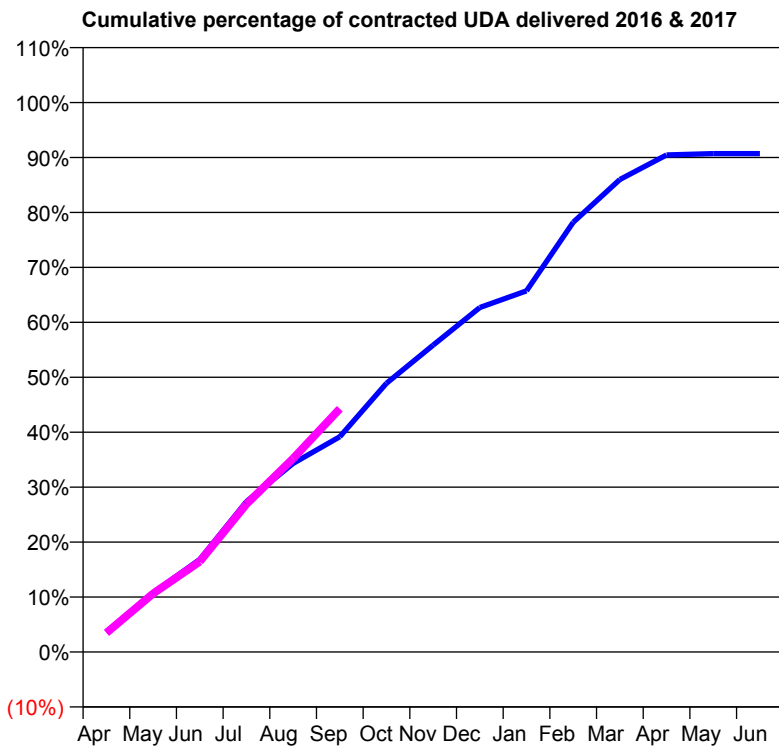
16/17 Contracted general activity (UDA)	11,917
Carry forward general activity (UDA)	0
16/17 Contracted orthodontic activity (UOA)	0
Carry forward orthodontic activity (UOA)	0
Baseline contract value	£310,971.57

ACCESS*

Patients seen in 24 months	Total	Change since previous quarter
Quarter ending September 2015	4,037	
Quarter ending December 2015	4,034	→
Quarter ending March 2016	4,088	→
Quarter ending June 2016	4,112	→
Quarter ending September 2016	4,153	→
Variance since September 2015	2.9%	↑



ACTIVITY



Month	Adjusted Scheduled Activity (UDA)	
	2016	2017
April	435	414
May	1,282	1,268
June	2,007	1,963
July	3,265	3,209
August	4,092	4,198
September	4,668	5,275
October	5,829	
November	6,655	
December	7,471	
January	7,833	
February	9,319	
March	10,247	
April	10,779	
May	10,807	
June	10,808	

QUALITY

	Quantity	Base Number	Contract	AT	Region	England
% of FP17s for the same patient ID Re-attending within 3 months - Children	249	2,242	11.1%	10.4%	12.0%	12.4%
% of FP17s for the same patient ID Re-attending within 3 months - Adults	205	1,177	17.4%	14.2%	15.9%	16.7%
% of FP17s for the same patient ID Re-attending between 3 & 9 months - Children	1,313	2,242	58.6%	59.3%	58.6%	57.4%
% of FP17s for the same patient ID Re-attending between 3 & 9 months - Adults	661	1,177	56.2%	54.4%	51.6%	50.5%
% of FP17s for Band 1 Urgent Courses	257	3,058	8.4%	6.9%	8.0%	9.1%
% of FP17s Relating to Free Repair or Replacements	1	3,058	0.0%	0.9%	0.8%	0.8%
% of FP17s Relating to Continuations	2	3,058	0.1%	1.4%	1.3%	1.3%
% of Patients satisfied with the dentistry they have received	1	1	N/A	93.2%	93.1%	93.2%
% of Patients satisfied with the time they had to wait for an appointment	1	1	N/A	89.3%	89.1%	89.0%

* This is based on patients treated on this contract for their most recent course of treatment. Figures in italics indicate the base number of FP17s or Patient Questionnaire responses are less than 100. N/A is shown where the base number of responses is less than 10 during the period. % is calculated as Quantity/Base number*100

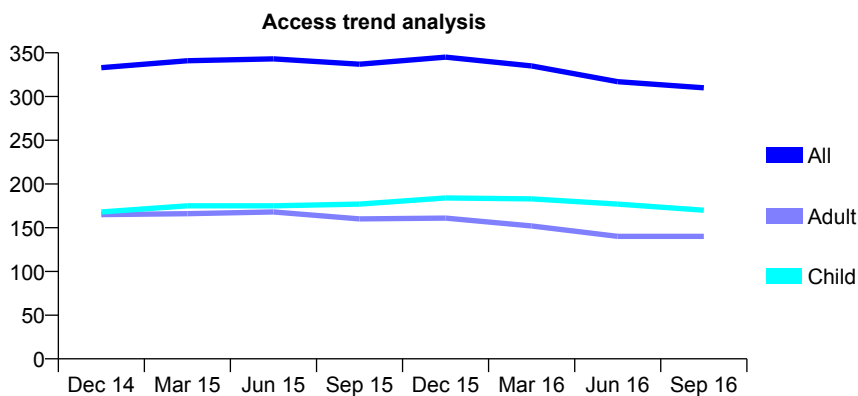
Q60 - Vital Signs At a Glance Contract Report for 921394/0001 - September 2016

Name or company name	MRS A LAVENDER
Contract type name	GDS Contract
Purpose of contract	General
Contract start date	01/04/2006
Contract end date	

16/17 Contracted general activity (UDA)	800
Carry forward general activity (UDA)	0
16/17 Contracted orthodontic activity (UOA)	0
Carry forward orthodontic activity (UOA)	0
Baseline contract value	£20,736.59

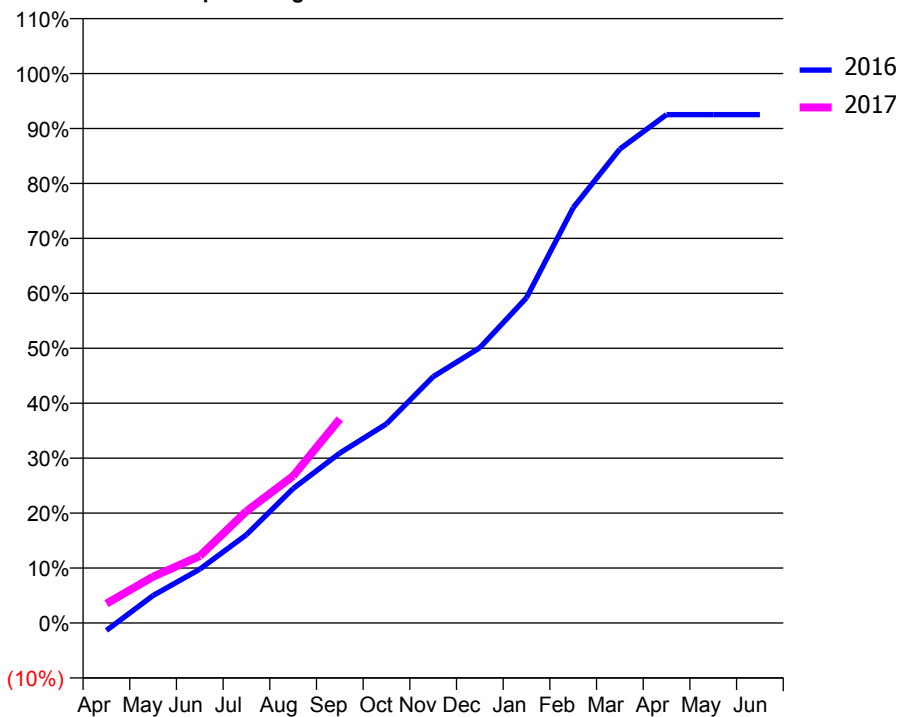
ACCESS*

Patients seen in 24 months	Total	Change since previous quarter
Quarter ending September 2015	337	
Quarter ending December 2015	345	↑
Quarter ending March 2016	335	↓
Quarter ending June 2016	317	↓
Quarter ending September 2016	310	↓
Variance since September 2015	(8.0%)	↓



ACTIVITY

Cumulative percentage of contracted UDA delivered 2016 & 2017



Month	Adjusted Scheduled Activity (UDA)	
	2016	2017
April	-11	28
May	40	67
June	78	98
July	129	163
August	196	214
September	247	297
October	290	
November	359	
December	401	
January	474	
February	605	
March	690	
April	740	
May	740	
June	740	

QUALITY

	Quantity	Base Number	Contract	AT	Region	England
% of FP17s for the same patient ID Re-attending within 3 months - Children	23	182	12.6%	10.4%	12.0%	12.4%
% of FP17s for the same patient ID Re-attending within 3 months - Adults	11	79	13.9%	14.2%	15.9%	16.7%
% of FP17s for the same patient ID Re-attending between 3 & 9 months - Children	125	182	68.7%	59.3%	58.6%	57.4%
% of FP17s for the same patient ID Re-attending between 3 & 9 months - Adults	47	79	59.5%	54.4%	51.6%	50.5%
% of FP17s for Band 1 Urgent Courses	6	225	2.7%	6.9%	8.0%	9.1%
% of FP17s Relating to Free Repair or Replacements	0	225	0.0%	0.9%	0.8%	0.8%
% of FP17s Relating to Continuations	0	225	0.0%	1.4%	1.3%	1.3%
% of Patients satisfied with the dentistry they have received	0	0	N/A	93.2%	93.1%	93.2%
% of Patients satisfied with the time they had to wait for an appointment	0	0	N/A	89.3%	89.1%	89.0%

* This is based on patients treated on this contract for their most recent course of treatment. Figures in italics indicate the base number of FP17s or Patient Questionnaire responses are less than 100. N/A is shown where the base number of responses is less than 10 during the period. % is calculated as Quantity/Base number*100

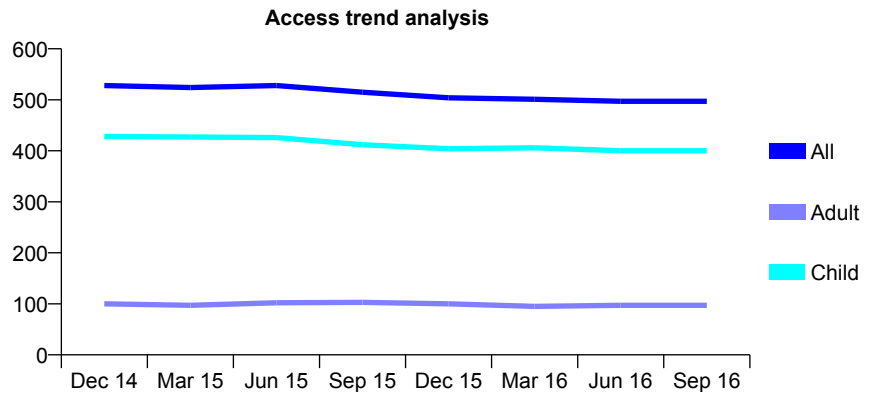
Q60 - Vital Signs At a Glance Contract Report for 925713/0001 - September 2016

Name or company name	MR IH KHAN
Contract type name	GDS Contract
Purpose of contract	General
Contract start date	01/04/2006
Contract end date	

16/17 Contracted general activity (UDA)	1,200
Carry forward general activity (UDA)	0
16/17 Contracted orthodontic activity (UOA)	0
Carry forward orthodontic activity (UOA)	0
Baseline contract value	£27,689.65

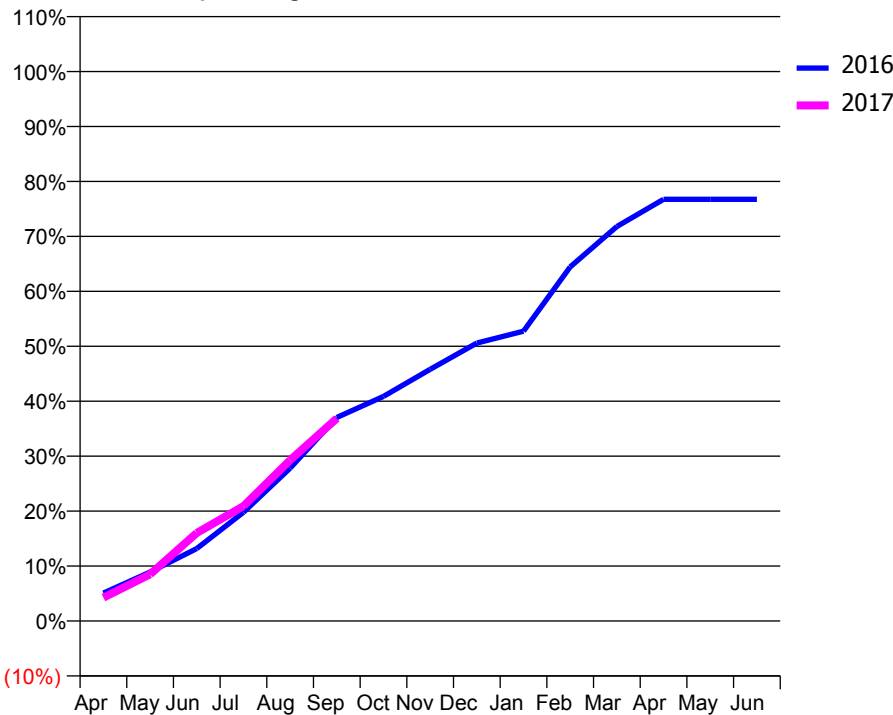
ACCESS*

Patients seen in 24 months	Total	Change since previous quarter
Quarter ending September 2015	515	
Quarter ending December 2015	504	↓
Quarter ending March 2016	501	→
Quarter ending June 2016	497	→
Quarter ending September 2016	497	→
Variance since September 2015	(3.5%)	↓



ACTIVITY

Cumulative percentage of contracted UDA delivered 2016 & 2017



Month	Adjusted Scheduled Activity (UDA)	
	2016	2017
April	61	51
May	107	102
June	158	192
July	238	251
August	334	351
September	444	442
October	490	
November	550	
December	607	
January	633	
February	773	
March	862	
April	921	
May	921	
June	921	

QUALITY

	Quantity	Base Number	Contract	AT	Region	England
% of FP17s for the same patient ID Re-attending within 3 months - Children	21	330	6.4%	10.4%	12.0%	12.4%
% of FP17s for the same patient ID Re-attending within 3 months - Adults	4	51	7.8%	14.2%	15.9%	16.7%
% of FP17s for the same patient ID Re-attending between 3 & 9 months - Children	199	330	60.3%	59.3%	58.6%	57.4%
% of FP17s for the same patient ID Re-attending between 3 & 9 months - Adults	29	51	56.9%	54.4%	51.6%	50.5%
% of FP17s for Band 1 Urgent Courses	17	328	5.2%	6.9%	8.0%	9.1%
% of FP17s Relating to Free Repair or Replacements	0	328	0.0%	0.9%	0.8%	0.8%
% of FP17s Relating to Continuations	0	328	0.0%	1.4%	1.3%	1.3%
% of Patients satisfied with the dentistry they have received	0	0	N/A	93.2%	93.1%	93.2%
% of Patients satisfied with the time they had to wait for an appointment	0	0	N/A	89.3%	89.1%	89.0%

* This is based on patients treated on this contract for their most recent course of treatment. Figures in italics indicate the base number of FP17s or Patient Questionnaire responses are less than 100. N/A is shown where the base number of responses is less than 10 during the period. % is calculated as Quantity/Base number*100

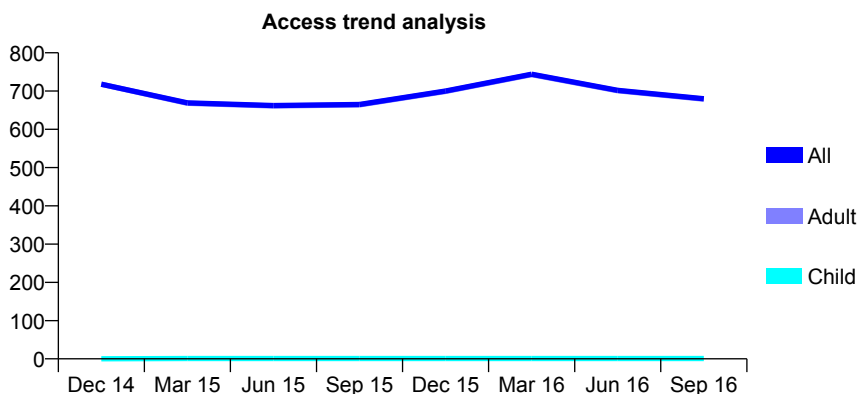
Q60 - Vital Signs At a Glance Contract Report for 925829/0001 - September 2016

Name or company name	MR KS AULAK
Contract type name	GDS Contract
Purpose of contract	General
Contract start date	01/04/2006
Contract end date	

16/17 Contracted general activity (UDA)	2,901
Carry forward general activity (UDA)	-58
16/17 Contracted orthodontic activity (UOA)	0
Carry forward orthodontic activity (UOA)	0
Baseline contract value	£76,826.06

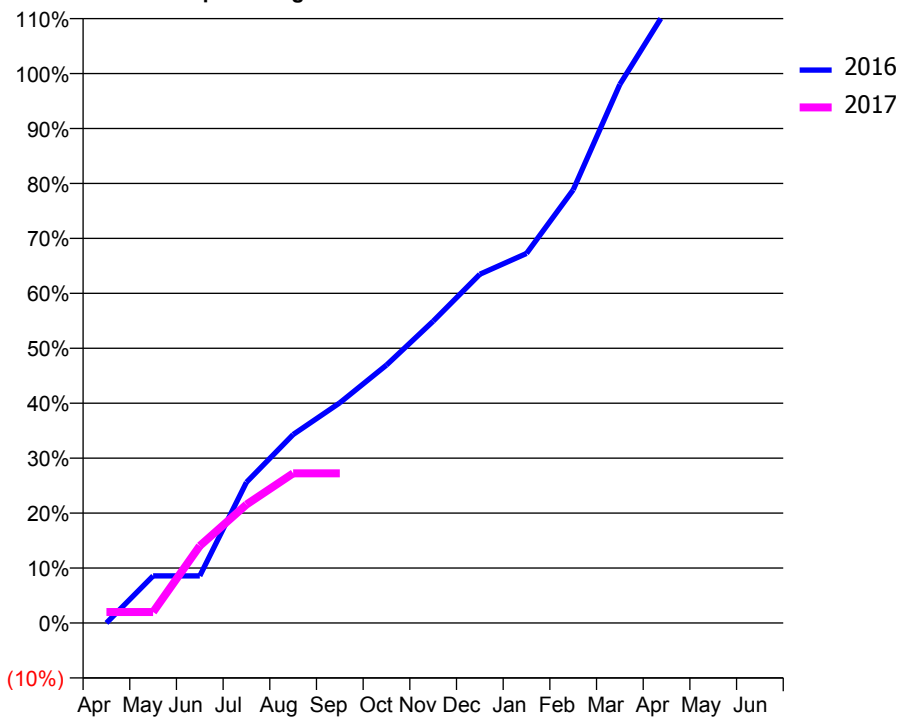
ACCESS*

Patients seen in 24 months	Total	Change since previous quarter
Quarter ending September 2015	665	
Quarter ending December 2015	700	↑
Quarter ending March 2016	744	↑
Quarter ending June 2016	702	↓
Quarter ending September 2016	680	↓
Variance since September 2015	2.3%	↑



ACTIVITY

Cumulative percentage of contracted UDA delivered 2016 & 2017



Month	Adjusted Scheduled Activity (UDA)	
	2016	2017
April	0	58
May	249	58
June	249	407
July	743	626
August	995	790
September	1,163	790
October	1,362	
November	1,594	
December	1,841	
January	1,951	
February	2,287	
March	2,844	
April	3,240	
May	3,240	
June	3,243	

QUALITY

	Quantity	Base Number	Contract	AT	Region	England
% of FP17s for the same patient ID Re-attending within 3 months - Children	0	0	N/A	10.4%	12.0%	12.4%
% of FP17s for the same patient ID Re-attending within 3 months - Adults	74	248	29.8%	14.2%	15.9%	16.7%
% of FP17s for the same patient ID Re-attending between 3 & 9 months - Children	0	0	N/A	59.3%	58.6%	57.4%
% of FP17s for the same patient ID Re-attending between 3 & 9 months - Adults	26	248	10.5%	54.4%	51.6%	50.5%
% of FP17s for Band 1 Urgent Courses	51	181	28.2%	6.9%	8.0%	9.1%
% of FP17s Relating to Free Repair or Replacements	0	181	0.0%	0.9%	0.8%	0.8%
% of FP17s Relating to Continuations	0	181	0.0%	1.4%	1.3%	1.3%
% of Patients satisfied with the dentistry they have received	0	1	N/A	93.2%	93.1%	93.2%
% of Patients satisfied with the time they had to wait for an appointment	0	1	N/A	89.3%	89.1%	89.0%

* This is based on patients treated on this contract for their most recent course of treatment. Figures in italics indicate the base number of FP17s or Patient Questionnaire responses are less than 100. N/A is shown where the base number of responses is less than 10 during the period. % is calculated as Quantity/Base number*100

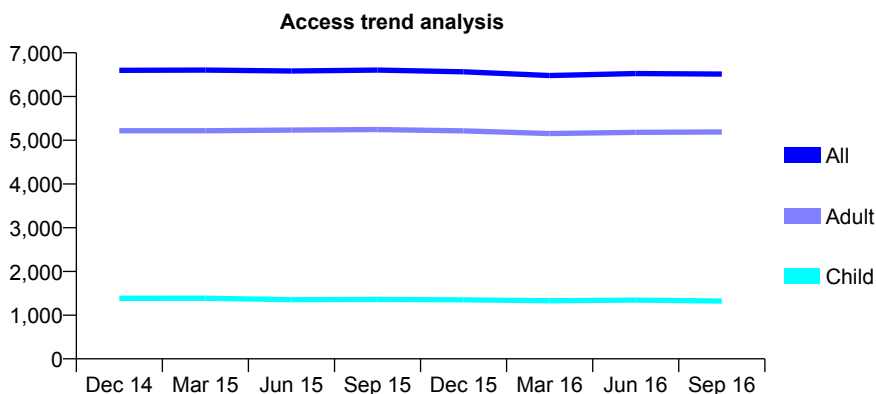
Q60 - Vital Signs At a Glance Contract Report for 927201/0001 - September 2016

Name or company name	MR N AHMED
Contract type name	GDS Contract
Purpose of contract	General and Orthodontic
Contract start date	01/04/2006
Contract end date	

16/17 Contracted general activity (UDA)	17,660
Carry forward general activity (UDA)	0
16/17 Contracted orthodontic activity (UOA)	2,688
Carry forward orthodontic activity (UOA)	0
Baseline contract value	£590,880.36

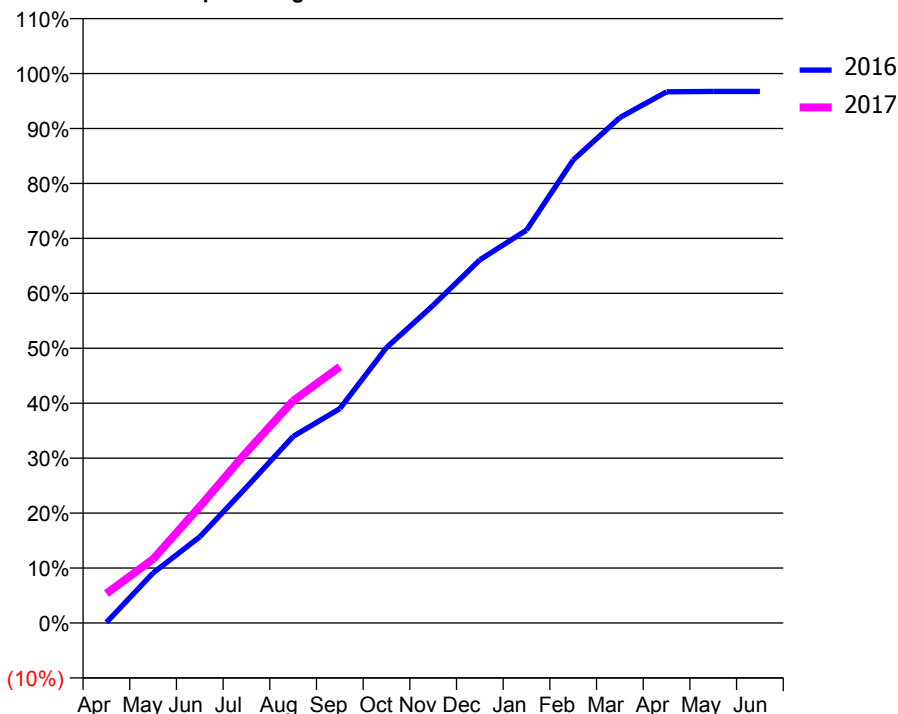
ACCESS*

Patients seen in 24 months	Total	Change since previous quarter
Quarter ending September 2015	6,605	
Quarter ending December 2015	6,565	→
Quarter ending March 2016	6,481	↓
Quarter ending June 2016	6,525	→
Quarter ending September 2016	6,512	→
Variance since September 2015	(1.4%)	↓



ACTIVITY

Cumulative percentage of contracted UDA delivered 2016 & 2017



Month	Adjusted Scheduled Activity (UDA)	
	2016	2017
April	21	948
May	1,613	2,053
June	2,777	3,741
July	4,376	5,492
August	6,015	7,141
September	6,909	8,234
October	8,876	
November	10,236	
December	11,703	
January	12,660	
February	14,922	
March	16,289	
April	17,119	
May	17,129	
June	17,130	

QUALITY

	Quantity	Base Number	Contract	AT	Region	England
% of FP17s for the same patient ID Re-attending within 3 months - Children	30	1,088	2.8%	10.4%	12.0%	12.4%
% of FP17s for the same patient ID Re-attending within 3 months - Adults	225	3,483	6.5%	14.2%	15.9%	16.7%
% of FP17s for the same patient ID Re-attending between 3 & 9 months - Children	461	1,088	42.4%	59.3%	58.6%	57.4%
% of FP17s for the same patient ID Re-attending between 3 & 9 months - Adults	1,752	3,483	50.3%	54.4%	51.6%	50.5%
% of FP17s for Band 1 Urgent Courses	6	3,968	0.2%	6.9%	8.0%	9.1%
% of FP17s Relating to Free Repair or Replacements	24	3,968	0.6%	0.9%	0.8%	0.8%
% of FP17s Relating to Continuations	27	3,968	0.7%	1.4%	1.3%	1.3%
% of Patients satisfied with the dentistry they have received	4	5	N/A	93.2%	93.1%	93.2%
% of Patients satisfied with the time they had to wait for an appointment	5	5	N/A	89.3%	89.1%	89.0%

* This is based on patients treated on this contract for their most recent course of treatment. Figures in italics indicate the base number of FP17s or Patient Questionnaire responses are less than 100. N/A is shown where the base number of responses is less than 10 during the period. % is calculated as Quantity/Base number*100

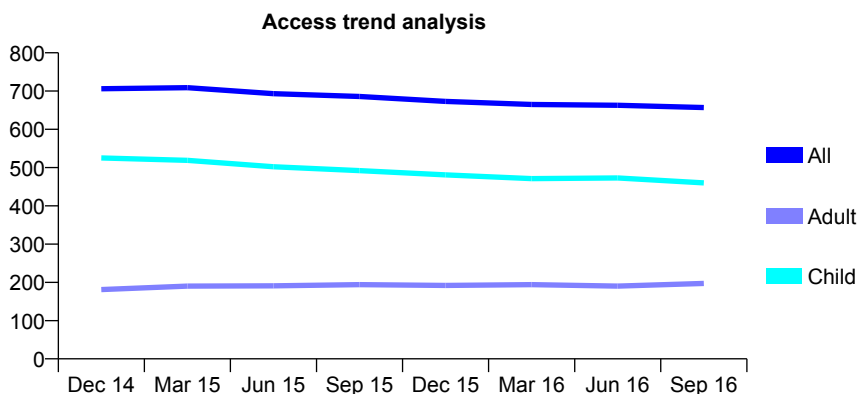
Q60 - Vital Signs At a Glance Contract Report for 927341/0001 - September 2016

Name or company name	MR JG LANGLEY
Contract type name	GDS Contract
Purpose of contract	General
Contract start date	01/04/2006
Contract end date	

16/17 Contracted general activity (UDA)	1,380
Carry forward general activity (UDA)	0
16/17 Contracted orthodontic activity (UOA)	0
Carry forward orthodontic activity (UOA)	0
Baseline contract value	£30,270.99

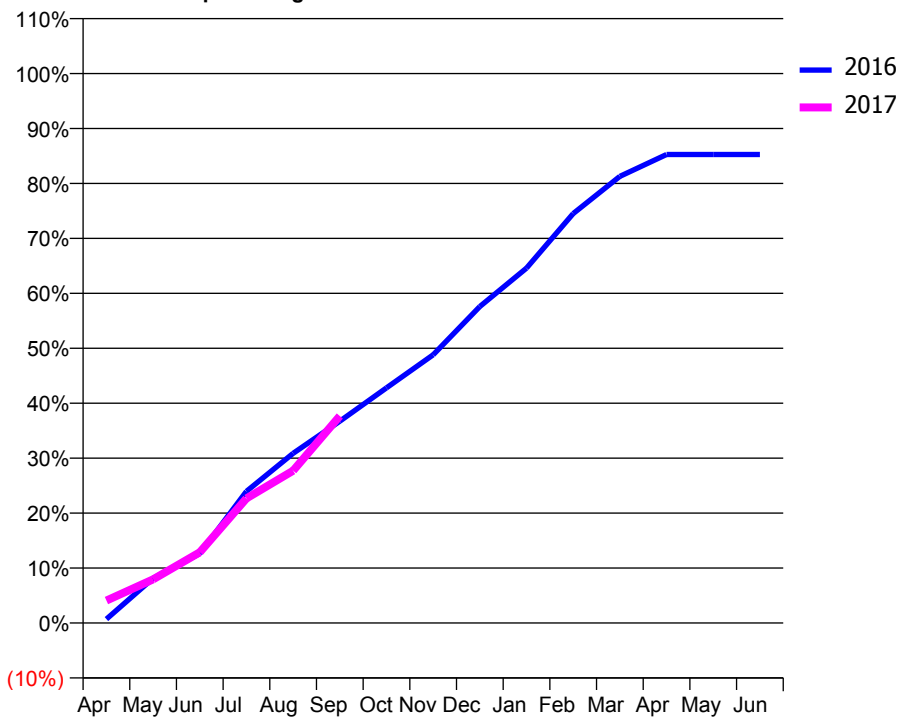
ACCESS*

Patients seen in 24 months	Total	Change since previous quarter
Quarter ending September 2015	686	
Quarter ending December 2015	673	↓
Quarter ending March 2016	665	↓
Quarter ending June 2016	663	→
Quarter ending September 2016	657	→
Variance since September 2015	(4.2%)	↓



ACTIVITY

Cumulative percentage of contracted UDA delivered 2016 & 2017



Adjusted Scheduled Activity (UDA)

Month	2016	2017
April	10	56
May	112	110
June	175	178
July	331	313
August	426	383
September	507	520
October	590	
November	674	
December	795	
January	891	
February	1,028	
March	1,122	
April	1,177	
May	1,177	
June	1,177	

QUALITY

	Quantity	Base Number	Contract	AT	Region	England
% of FP17s for the same patient ID Re-attending within 3 months - Children	16	343	4.7%	10.4%	12.0%	12.4%
% of FP17s for the same patient ID Re-attending within 3 months - Adults	3	94	3.2%	14.2%	15.9%	16.7%
% of FP17s for the same patient ID Re-attending between 3 & 9 months - Children	221	343	64.4%	59.3%	58.6%	57.4%
% of FP17s for the same patient ID Re-attending between 3 & 9 months - Adults	51	94	54.3%	54.4%	51.6%	50.5%
% of FP17s for Band 1 Urgent Courses	9	390	2.3%	6.9%	8.0%	9.1%
% of FP17s Relating to Free Repair or Replacements	0	390	0.0%	0.9%	0.8%	0.8%
% of FP17s Relating to Continuations	0	390	0.0%	1.4%	1.3%	1.3%
% of Patients satisfied with the dentistry they have received	0	0	N/A	93.2%	93.1%	93.2%
% of Patients satisfied with the time they had to wait for an appointment	0	0	N/A	89.3%	89.1%	89.0%

* This is based on patients treated on this contract for their most recent course of treatment. Figures in italics indicate the base number of FP17s or Patient Questionnaire responses are less than 100. N/A is shown where the base number of responses is less than 10 during the period. % is calculated as Quantity/Base number*100

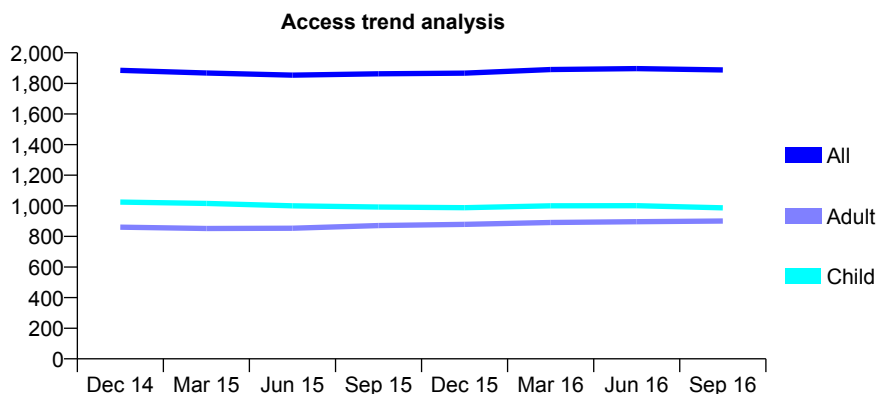
Q60 - Vital Signs At a Glance Contract Report for 927724/0003 - September 2016

Name or company name	MR SS DEHAL
Contract type name	GDS Contract
Purpose of contract	General and Orthodontic
Contract start date	01/06/2008
Contract end date	

16/17 Contracted general activity (UDA)	5,493
Carry forward general activity (UDA)	1
16/17 Contracted orthodontic activity (UOA)	200
Carry forward orthodontic activity (UOA)	0
Baseline contract value	£146,660.43

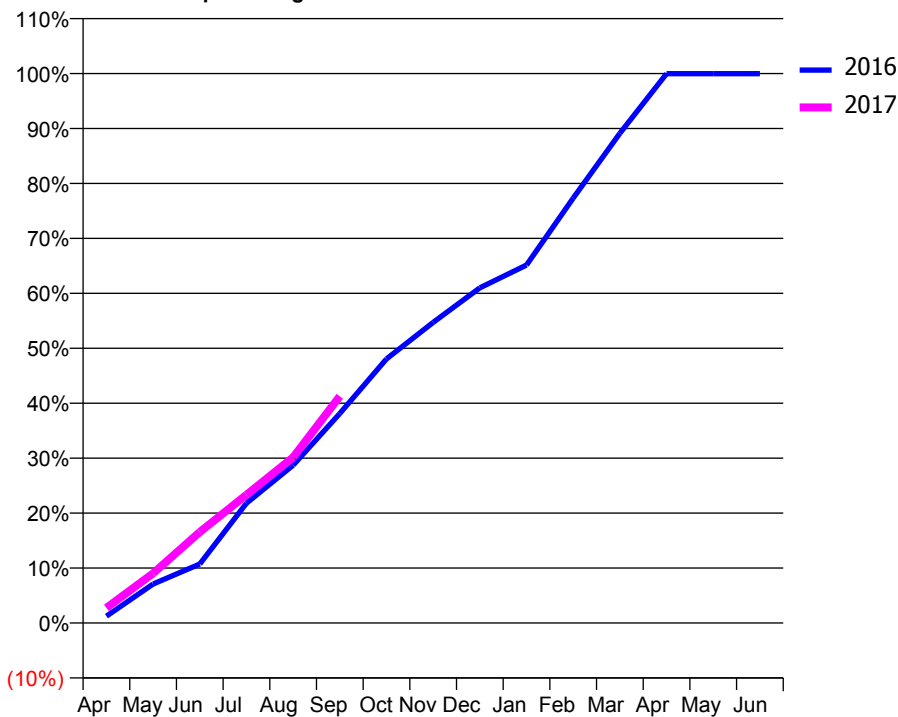
ACCESS*

Patients seen in 24 months	Total	Change since previous quarter
Quarter ending September 2015	1,863	
Quarter ending December 2015	1,867	→
Quarter ending March 2016	1,891	→
Quarter ending June 2016	1,897	→
Quarter ending September 2016	1,888	→
Variance since September 2015	1.3%	→



ACTIVITY

Cumulative percentage of contracted UDA delivered 2016 & 2017



Month	Adjusted Scheduled Activity (UDA)	
	2016	2017
April	68	151
May	390	497
June	590	909
July	1,197	1,282
August	1,578	1,656
September	2,094	2,267
October	2,641	
November	3,005	
December	3,350	
January	3,579	
February	4,248	
March	4,895	
April	5,492	
May	5,492	
June	5,492	

QUALITY

	Quantity	Base Number	Contract	AT	Region	England
% of FP17s for the same patient ID Re-attending within 3 months - Children	161	1,096	14.7%	10.4%	12.0%	12.4%
% of FP17s for the same patient ID Re-attending within 3 months - Adults	112	725	15.4%	14.2%	15.9%	16.7%
% of FP17s for the same patient ID Re-attending between 3 & 9 months - Children	790	1,096	72.1%	59.3%	58.6%	57.4%
% of FP17s for the same patient ID Re-attending between 3 & 9 months - Adults	498	725	68.7%	54.4%	51.6%	50.5%
% of FP17s for Band 1 Urgent Courses	60	1,433	4.2%	6.9%	8.0%	9.1%
% of FP17s Relating to Free Repair or Replacements	6	1,433	0.4%	0.9%	0.8%	0.8%
% of FP17s Relating to Continuations	31	1,433	2.2%	1.4%	1.3%	1.3%
% of Patients satisfied with the dentistry they have received	1	1	N/A	93.2%	93.1%	93.2%
% of Patients satisfied with the time they had to wait for an appointment	1	1	N/A	89.3%	89.1%	89.0%

* This is based on patients treated on this contract for their most recent course of treatment. Figures in italics indicate the base number of FP17s or Patient Questionnaire responses are less than 100. N/A is shown where the base number of responses is less than 10 during the period. % is calculated as Quantity/Base number*100

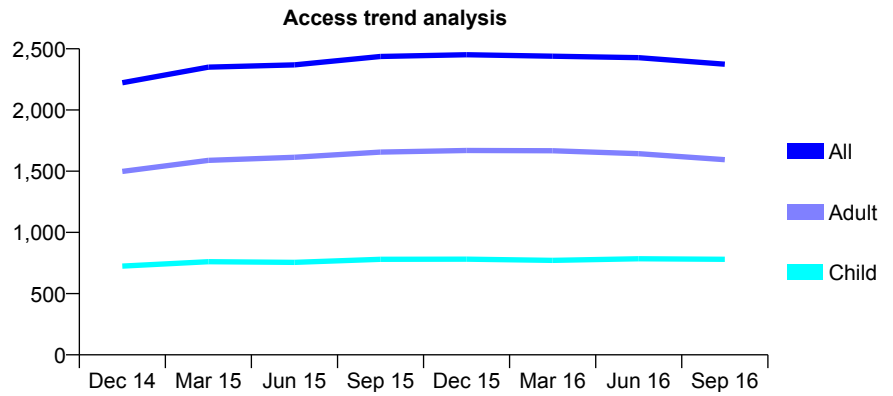
Q60 - Vital Signs At a Glance Contract Report for 932779/0002 - September 2016

Name or company name	MR GC CUMMINGS
Contract type name	GDS Contract
Purpose of contract	General
Contract start date	01/10/2009
Contract end date	

16/17 Contracted general activity (UDA)	6,764
Carry forward general activity (UDA)	0
16/17 Contracted orthodontic activity (UOA)	0
Carry forward orthodontic activity (UOA)	0
Baseline contract value	£182,751.94

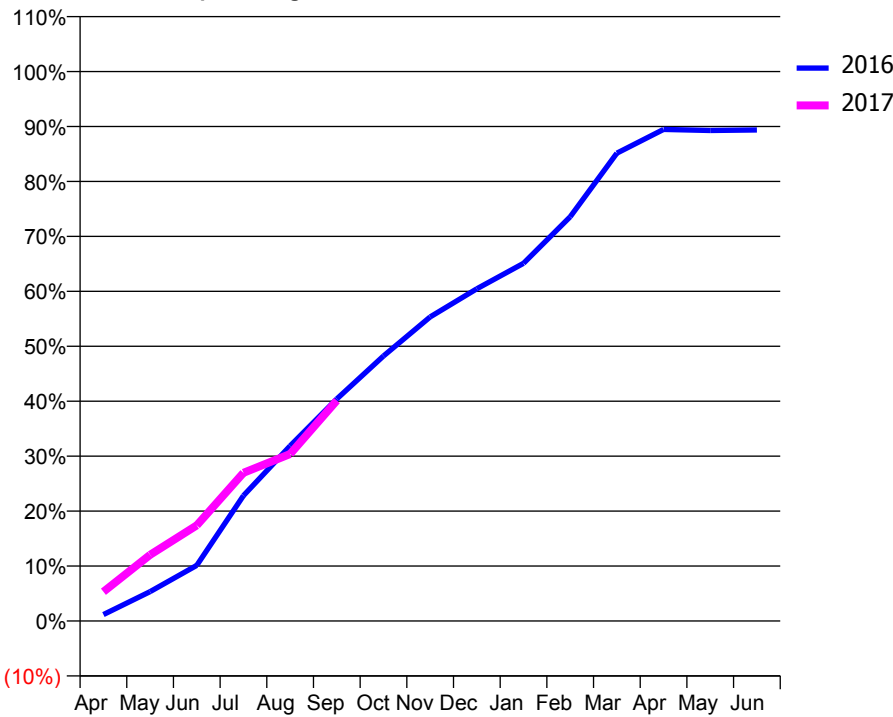
ACCESS*

Patients seen in 24 months	Total	Change since previous quarter
Quarter ending September 2015	2,437	
Quarter ending December 2015	2,451	→
Quarter ending March 2016	2,439	→
Quarter ending June 2016	2,428	→
Quarter ending September 2016	2,374	↓
Variance since September 2015	(2.6%)	↓



ACTIVITY

Cumulative percentage of contracted UDA delivered 2016 & 2017



Month	Adjusted Scheduled Activity (UDA)	
	2016	2017
April	79	361
May	362	815
June	685	1,177
July	1,543	1,825
August	2,156	2,056
September	2,734	2,713
October	3,262	
November	3,743	
December	4,089	
January	4,402	
February	4,976	
March	5,759	
April	6,051	
May	6,037	
June	6,044	

QUALITY

	Quantity	Base Number	Contract	AT	Region	England
% of FP17s for the same patient ID Re-attending within 3 months - Children	144	843	17.1%	10.4%	12.0%	12.4%
% of FP17s for the same patient ID Re-attending within 3 months - Adults	148	1,075	13.8%	14.2%	15.9%	16.7%
% of FP17s for the same patient ID Re-attending between 3 & 9 months - Children	534	843	63.3%	59.3%	58.6%	57.4%
% of FP17s for the same patient ID Re-attending between 3 & 9 months - Adults	699	1,075	65.0%	54.4%	51.6%	50.5%
% of FP17s for Band 1 Urgent Courses	42	1,469	2.9%	6.9%	8.0%	9.1%
% of FP17s Relating to Free Repair or Replacements	12	1,469	0.8%	0.9%	0.8%	0.8%
% of FP17s Relating to Continuations	13	1,469	0.9%	1.4%	1.3%	1.3%
% of Patients satisfied with the dentistry they have received	5	5	N/A	93.2%	93.1%	93.2%
% of Patients satisfied with the time they had to wait for an appointment	5	5	N/A	89.3%	89.1%	89.0%

* This is based on patients treated on this contract for their most recent course of treatment. Figures in italics indicate the base number of FP17s or Patient Questionnaire responses are less than 100. N/A is shown where the base number of responses is less than 10 during the period. % is calculated as Quantity/Base number*100

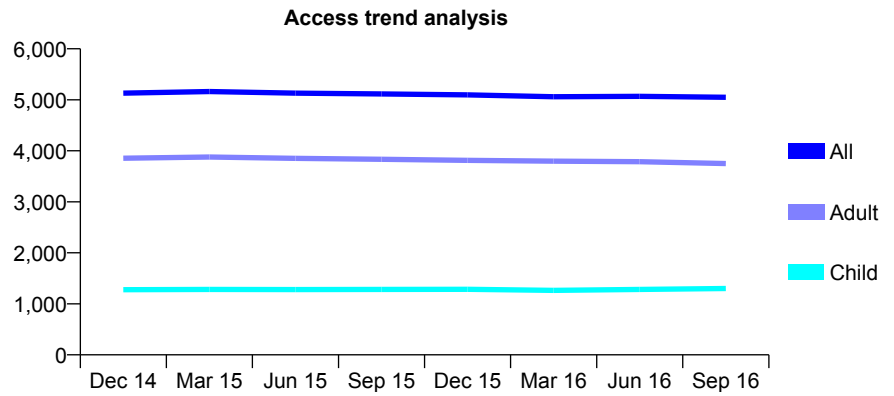
Q60 - Vital Signs At a Glance Contract Report for 934925/0002 - September 2016

Name or company name	MR S SABZEVARI
Contract type name	GDS Contract
Purpose of contract	General
Contract start date	01/04/2006
Contract end date	

16/17 Contracted general activity (UDA)	16,212
Carry forward general activity (UDA)	332
16/17 Contracted orthodontic activity (UOA)	0
Carry forward orthodontic activity (UOA)	0
Baseline contract value	£394,785.42

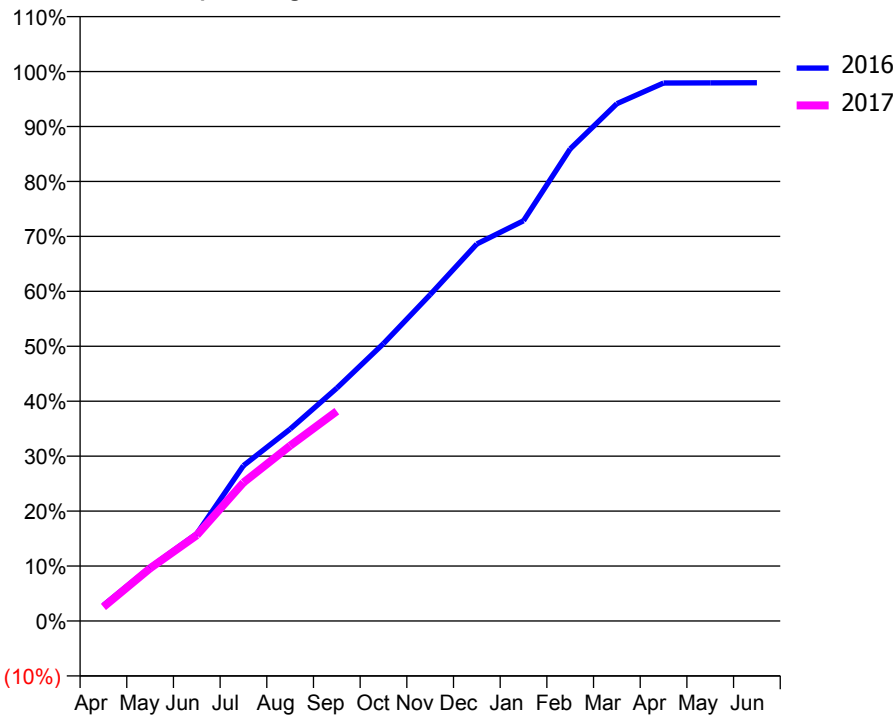
ACCESS*

Patients seen in 24 months	Total	Change since previous quarter
Quarter ending September 2015	5,115	
Quarter ending December 2015	5,098	→
Quarter ending March 2016	5,061	→
Quarter ending June 2016	5,069	→
Quarter ending September 2016	5,050	→
Variance since September 2015	(1.3%)	↓



ACTIVITY

Cumulative percentage of contracted UDA delivered 2016 & 2017



Month	Adjusted Scheduled Activity (UDA)	
	2016	2017
April	461	417
May	1,583	1,556
June	2,576	2,530
July	4,585	4,084
August	5,663	5,170
September	6,870	6,191
October	8,187	
November	9,630	
December	11,124	
January	11,808	
February	13,929	
March	15,261	
April	15,874	
May	15,878	
June	15,880	

QUALITY

	Quantity	Base Number	Contract	AT	Region	England
% of FP17s for the same patient ID Re-attending within 3 months - Children	64	937	6.8%	10.4%	12.0%	12.4%
% of FP17s for the same patient ID Re-attending within 3 months - Adults	456	2,803	16.3%	14.2%	15.9%	16.7%
% of FP17s for the same patient ID Re-attending between 3 & 9 months - Children	581	937	62.0%	59.3%	58.6%	57.4%
% of FP17s for the same patient ID Re-attending between 3 & 9 months - Adults	1,752	2,803	62.5%	54.4%	51.6%	50.5%
% of FP17s for Band 1 Urgent Courses	315	3,438	9.2%	6.9%	8.0%	9.1%
% of FP17s Relating to Free Repair or Replacements	50	3,438	1.5%	0.9%	0.8%	0.8%
% of FP17s Relating to Continuations	23	3,438	0.7%	1.4%	1.3%	1.3%
% of Patients satisfied with the dentistry they have received	6	6	N/A	93.2%	93.1%	93.2%
% of Patients satisfied with the time they had to wait for an appointment	5	6	N/A	89.3%	89.1%	89.0%

* This is based on patients treated on this contract for their most recent course of treatment. Figures in italics indicate the base number of FP17s or Patient Questionnaire responses are less than 100. N/A is shown where the base number of responses is less than 10 during the period. % is calculated as Quantity/Base number*100

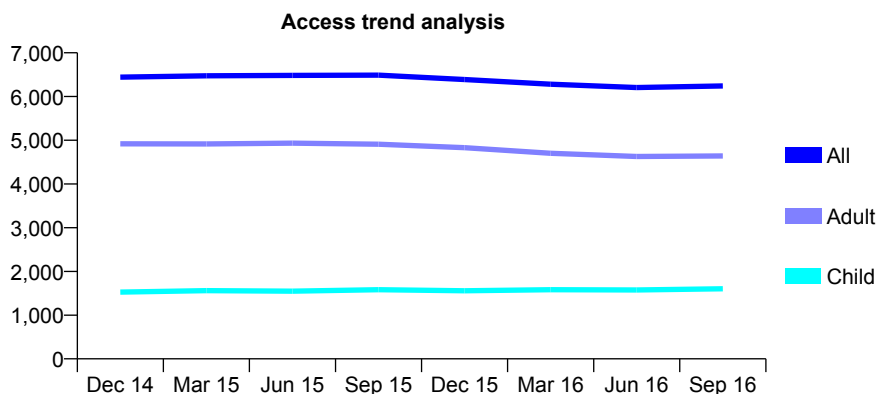
Q60 - Vital Signs At a Glance Contract Report for 934984/0001 - September 2016

Name or company name	MR P SANGHA
Contract type name	GDS Contract
Purpose of contract	General
Contract start date	01/04/2006
Contract end date	

16/17 Contracted general activity (UDA)	18,888
Carry forward general activity (UDA)	115
16/17 Contracted orthodontic activity (UOA)	0
Carry forward orthodontic activity (UOA)	0
Baseline contract value	£445,308.73

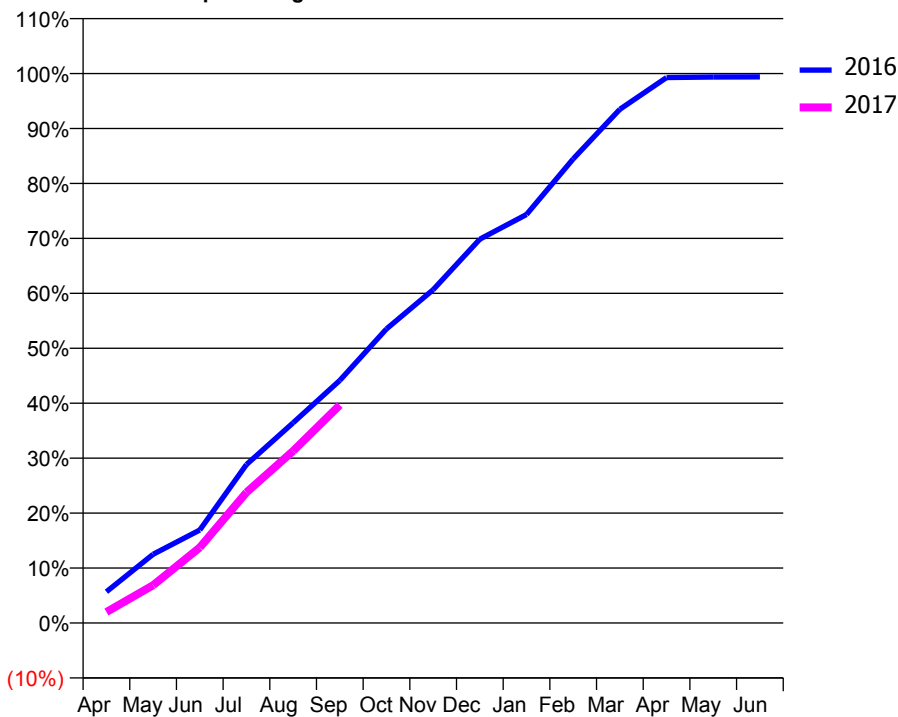
ACCESS*

Patients seen in 24 months	Total	Change since previous quarter
Quarter ending September 2015	6,488	
Quarter ending December 2015	6,389	↓
Quarter ending March 2016	6,283	↓
Quarter ending June 2016	6,206	↓
Quarter ending September 2016	6,243	→
Variance since September 2015	(3.8%)	↓



ACTIVITY

Cumulative percentage of contracted UDA delivered 2016 & 2017



Adjusted Scheduled Activity (UDA)

Month	2016	2017
April	1,075	379
May	2,362	1,298
June	3,197	2,595
July	5,446	4,489
August	6,884	5,916
September	8,341	7,490
October	10,107	
November	11,455	
December	13,192	
January	14,039	
February	15,954	
March	17,659	
April	18,748	
May	18,768	
June	18,773	

QUALITY

	Quantity	Base Number	Contract	AT	Region	England
% of FP17s for the same patient ID Re-attending within 3 months - Children	80	1,292	6.2%	10.4%	12.0%	12.4%
% of FP17s for the same patient ID Re-attending within 3 months - Adults	443	3,072	14.4%	14.2%	15.9%	16.7%
% of FP17s for the same patient ID Re-attending between 3 & 9 months - Children	803	1,292	62.2%	59.3%	58.6%	57.4%
% of FP17s for the same patient ID Re-attending between 3 & 9 months - Adults	1,514	3,072	49.3%	54.4%	51.6%	50.5%
% of FP17s for Band 1 Urgent Courses	200	3,941	5.1%	6.9%	8.0%	9.1%
% of FP17s Relating to Free Repair or Replacements	51	3,941	1.3%	0.9%	0.8%	0.8%
% of FP17s Relating to Continuations	21	3,941	0.5%	1.4%	1.3%	1.3%
% of Patients satisfied with the dentistry they have received	3	6	N/A	93.2%	93.1%	93.2%
% of Patients satisfied with the time they had to wait for an appointment	6	6	N/A	89.3%	89.1%	89.0%

* This is based on patients treated on this contract for their most recent course of treatment. Figures in italics indicate the base number of FP17s or Patient Questionnaire responses are less than 100. N/A is shown where the base number of responses is less than 10 during the period. % is calculated as Quantity/Base number*100

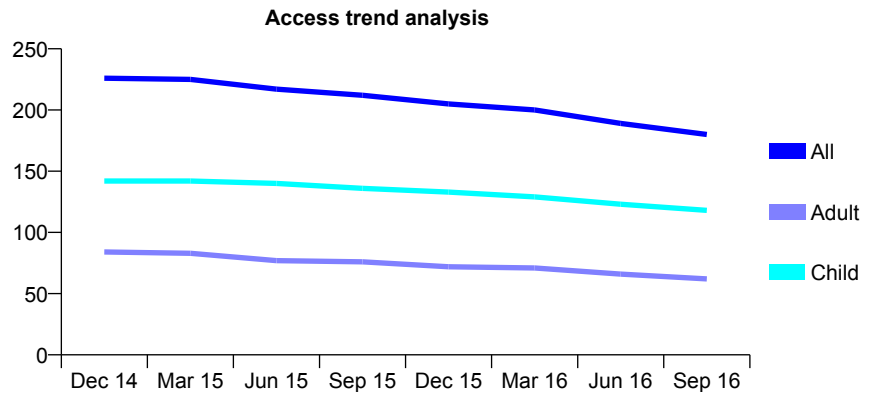
Q60 - Vital Signs At a Glance Contract Report for 983381/0001 - September 2016

Name or company name	MR LM RODDIS
Contract type name	GDS Contract
Purpose of contract	General
Contract start date	01/04/2006
Contract end date	

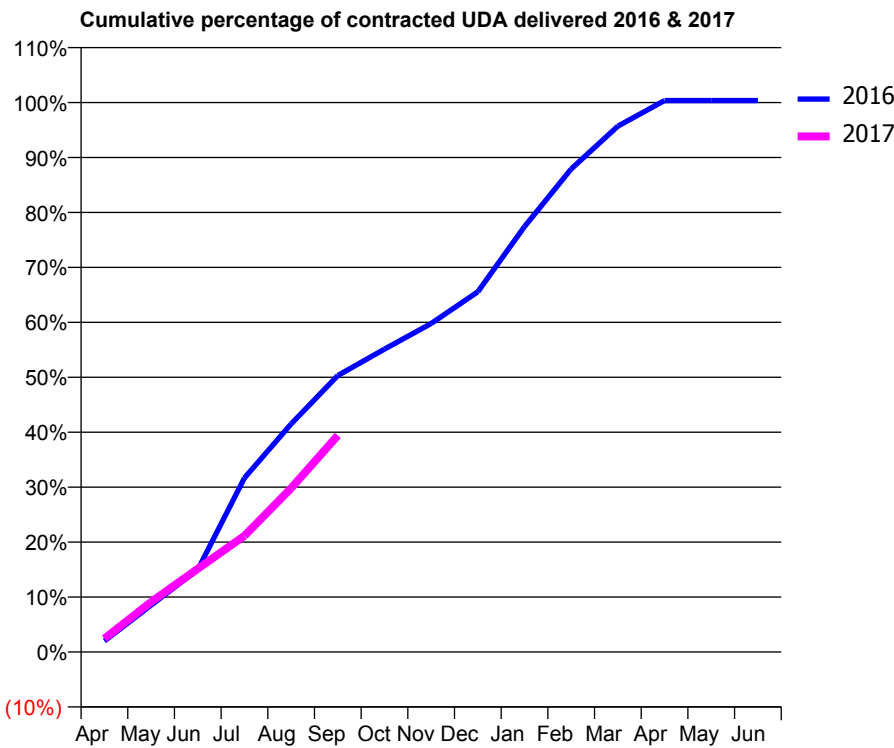
16/17 Contracted general activity (UDA)	450
Carry forward general activity (UDA)	0
16/17 Contracted orthodontic activity (UOA)	0
Carry forward orthodontic activity (UOA)	0
Baseline contract value	£11,507.68

ACCESS*

Patients seen in 24 months	Total	Change since previous quarter
Quarter ending September 2015	212	
Quarter ending December 2015	205	↓
Quarter ending March 2016	200	↓
Quarter ending June 2016	189	↓
Quarter ending September 2016	180	↓
Variance since September 2015	(15.1%)	↓



ACTIVITY



Month	Adjusted Scheduled Activity (UDA)	
	2016	2017
April	9	11
May	38	41
June	67	68
July	143	95
August	187	134
September	226	177
October	248	
November	269	
December	295	
January	348	
February	396	
March	431	
April	452	
May	452	
June	452	

QUALITY

	Quantity	Base Number	Contract	AT	Region	England
% of FP17s for the same patient ID Re-attending within 3 months - Children	15	139	10.8%	10.4%	12.0%	12.4%
% of FP17s for the same patient ID Re-attending within 3 months - Adults	2	33	6.1%	14.2%	15.9%	16.7%
% of FP17s for the same patient ID Re-attending between 3 & 9 months - Children	100	139	71.9%	59.3%	58.6%	57.4%
% of FP17s for the same patient ID Re-attending between 3 & 9 months - Adults	23	33	69.7%	54.4%	51.6%	50.5%
% of FP17s for Band 1 Urgent Courses	2	155	1.3%	6.9%	8.0%	9.1%
% of FP17s Relating to Free Repair or Replacements	0	155	0.0%	0.9%	0.8%	0.8%
% of FP17s Relating to Continuations	0	155	0.0%	1.4%	1.3%	1.3%
% of Patients satisfied with the dentistry they have received	0	0	N/A	93.2%	93.1%	93.2%
% of Patients satisfied with the time they had to wait for an appointment	0	0	N/A	89.3%	89.1%	89.0%

* This is based on patients treated on this contract for their most recent course of treatment. Figures in italics indicate the base number of FP17s or Patient Questionnaire responses are less than 100. N/A is shown where the base number of responses is less than 10 during the period. % is calculated as Quantity/Base number*100

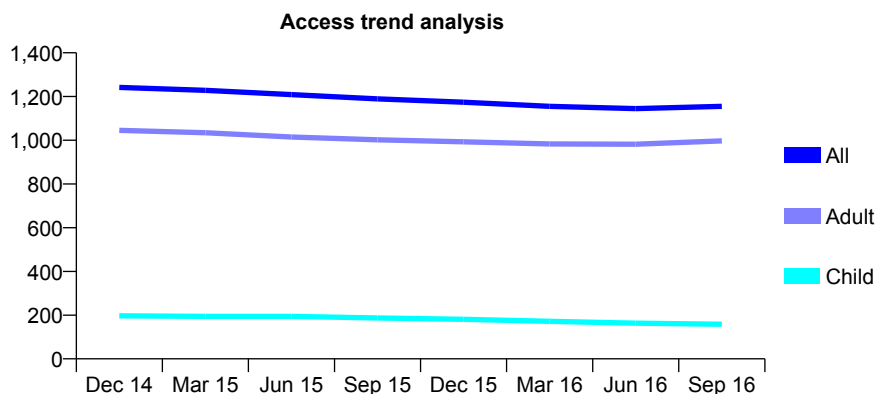
Q60 - Vital Signs At a Glance Contract Report for 986801/0004 - September 2016

Name or company name	MR MN DEVLIN
Contract type name	GDS Contract
Purpose of contract	General
Contract start date	03/10/2007
Contract end date	

16/17 Contracted general activity (UDA)	3,848
Carry forward general activity (UDA)	0
16/17 Contracted orthodontic activity (UOA)	0
Carry forward orthodontic activity (UOA)	0
Baseline contract value	£87,431.11

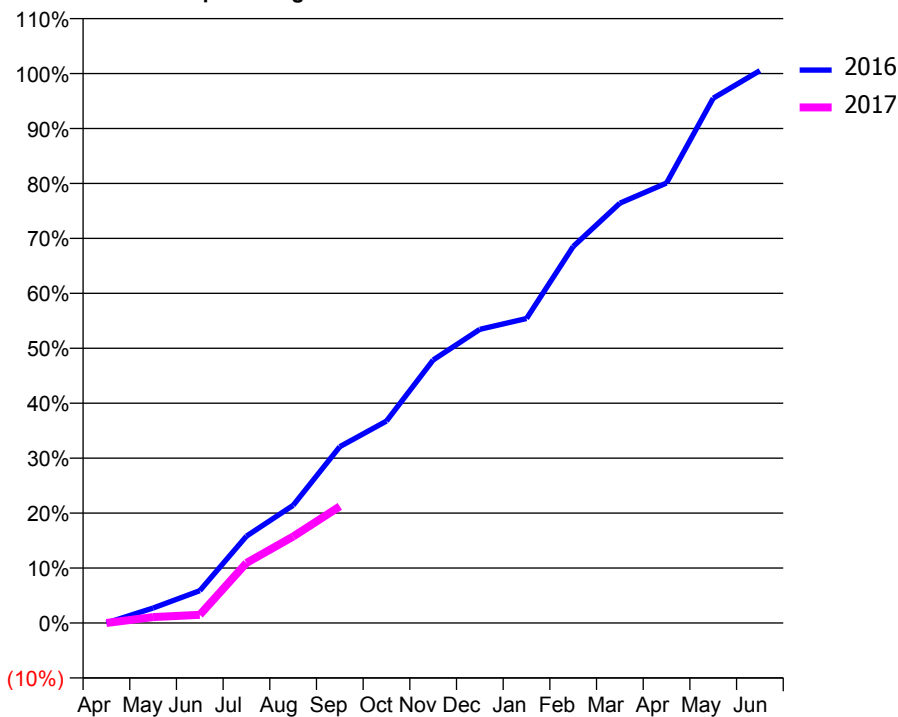
ACCESS*

Patients seen in 24 months	Total	Change since previous quarter
Quarter ending September 2015	1,189	
Quarter ending December 2015	1,174	↓
Quarter ending March 2016	1,155	↓
Quarter ending June 2016	1,145	→
Quarter ending September 2016	1,155	→
Variance since September 2015	(2.9%)	↓



ACTIVITY

Cumulative percentage of contracted UDA delivered 2016 & 2017



Adjusted Scheduled Activity (UDA)

Month	2016	2017
April	0	0
May	105	42
June	227	57
July	608	421
August	824	606
September	1,235	817
October	1,414	
November	1,842	
December	2,057	
January	2,132	
February	2,636	
March	2,940	
April	3,081	
May	3,675	
June	3,868	

QUALITY

	Quantity	Base Number	Contract	AT	Region	England
% of FP17s for the same patient ID Re-attending within 3 months - Children	17	126	13.5%	10.4%	12.0%	12.4%
% of FP17s for the same patient ID Re-attending within 3 months - Adults	105	700	15.0%	14.2%	15.9%	16.7%
% of FP17s for the same patient ID Re-attending between 3 & 9 months - Children	66	126	52.4%	59.3%	58.6%	57.4%
% of FP17s for the same patient ID Re-attending between 3 & 9 months - Adults	435	700	62.1%	54.4%	51.6%	50.5%
% of FP17s for Band 1 Urgent Courses	46	511	9.0%	6.9%	8.0%	9.1%
% of FP17s Relating to Free Repair or Replacements	10	511	2.0%	0.9%	0.8%	0.8%
% of FP17s Relating to Continuations	6	511	1.2%	1.4%	1.3%	1.3%
% of Patients satisfied with the dentistry they have received	3	3	N/A	93.2%	93.1%	93.2%
% of Patients satisfied with the time they had to wait for an appointment	3	3	N/A	89.3%	89.1%	89.0%

* This is based on patients treated on this contract for their most recent course of treatment. Figures in italics indicate the base number of FP17s or Patient Questionnaire responses are less than 100. N/A is shown where the base number of responses is less than 10 during the period. % is calculated as Quantity/Base number*100