

Q61 - Vital Signs At a Glance Contract Report for 100175/0000 - September 2016


Name or company name	Nilesh Patel
Contract type name	PDS Contract
Purpose of contract	General
Contract start date	13/06/2016
Contract end date	12/06/2023

16/17 Contracted general activity (UDA)	14,400
Carry forward general activity (UDA)	0
16/17 Contracted orthodontic activity (UOA)	0
Carry forward orthodontic activity (UOA)	0
Baseline contract value	£252,000.00

ACCESS*

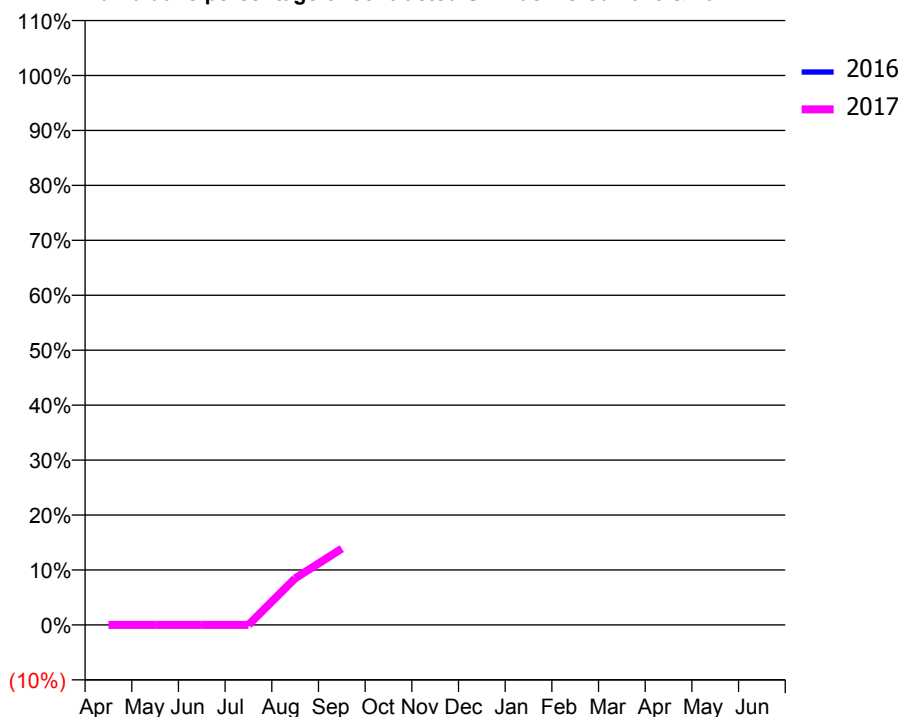
Patients seen in 24 months	Total	Change since previous quarter
Quarter ending September 2015	0	
Quarter ending December 2015	0	
Quarter ending March 2016	0	
Quarter ending June 2016	0	
Quarter ending September 2016	1,148	↑
Variance since September 2015	N/A	

Access trend analysis



ACTIVITY

Cumulative percentage of contracted UDA delivered 2016 & 2017



Month	Adjusted Scheduled Activity (UDA)	
	2016	2017
April	0	0
May	0	0
June	0	0
July	0	0
August	0	1,221
September	0	2,000
October	0	
November	0	
December	0	
January	0	
February	0	
March	0	
April	0	
May	0	
June	0	

QUALITY

	Quantity	Base Number	Contract	AT	Region	England
% of FP17s for the same patient ID Re-attending within 3 months - Children	6	277	2.2%	11.2%	11.8%	12.4%
% of FP17s for the same patient ID Re-attending within 3 months - Adults	24	858	2.8%	16.3%	17.1%	16.7%
% of FP17s for the same patient ID Re-attending between 3 & 9 months - Children	0	277	0.0%	41.5%	45.8%	57.4%
% of FP17s for the same patient ID Re-attending between 3 & 9 months - Adults	0	858	0.0%	35.0%	37.6%	50.5%
% of FP17s for Band 1 Urgent Courses	38	1,135	3.3%	10.8%	10.6%	9.1%
% of FP17s Relating to Free Repair or Replacements	0	1,135	0.0%	0.5%	0.6%	0.8%
% of FP17s Relating to Continuations	3	1,135	0.3%	0.9%	0.9%	1.3%
% of Patients satisfied with the dentistry they have received	0	0	N/A	89.2%	90.2%	93.2%
% of Patients satisfied with the time they had to wait for an appointment	0	0	N/A	81.5%	83.8%	89.0%

* This is based on patients treated on this contract for their most recent course of treatment. Figures in italics indicate the base number of FP17s or Patient Questionnaire responses are less than 100. N/A is shown where the base number of responses is less than 10 during the period. % is calculated as Quantity/Base number*100

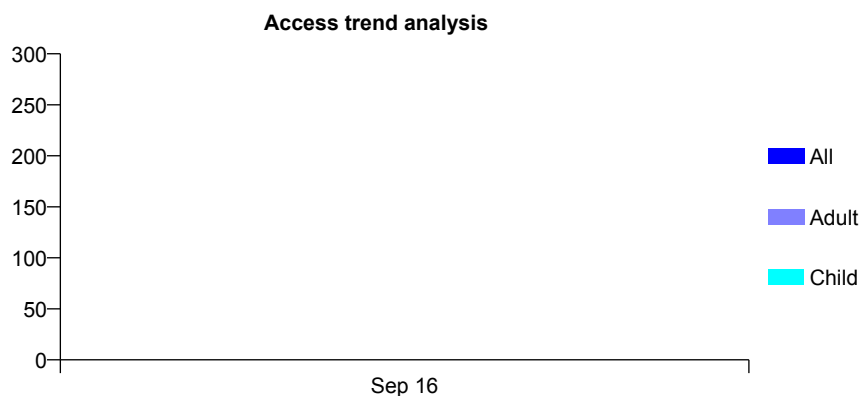
Q61 - Vital Signs At a Glance Contract Report for 100207/0000 - September 2016

Name or company name	Preventdent Limited
Contract type name	GDS Contract
Purpose of contract	General
Contract start date	19/08/2016
Contract end date	

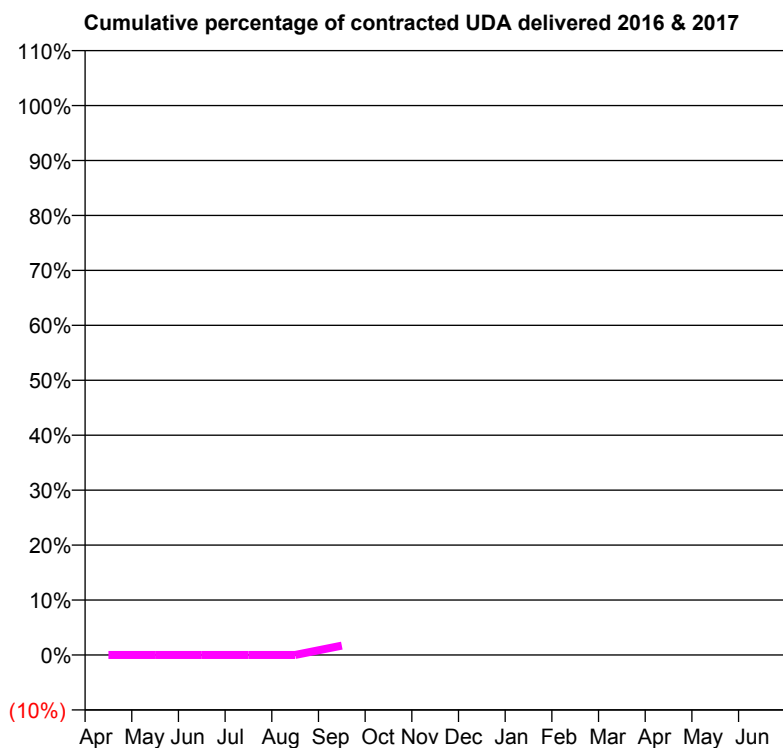
16/17 Contracted general activity (UDA)	11,356
Carry forward general activity (UDA)	0
16/17 Contracted orthodontic activity (UOA)	0
Carry forward orthodontic activity (UOA)	0
Baseline contract value	£388,919.63

ACCESS*

Patients seen in 24 months	Total	Change since previous quarter
Quarter ending September 2015	0	
Quarter ending December 2015	0	
Quarter ending March 2016	0	
Quarter ending June 2016	0	
Quarter ending September 2016	288	↑
Variance since September 2015	N/A	



ACTIVITY



Month	Adjusted Scheduled Activity (UDA)	
	2016	2017
April	0	0
May	0	0
June	0	0
July	0	0
August	0	0
September	0	196
October	0	0
November	0	0
December	0	0
January	0	0
February	0	0
March	0	0
April	0	0
May	0	0
June	0	0

QUALITY

	Quantity	Base Number	Contract	AT	Region	England
% of FP17s for the same patient ID Re-attending within 3 months - Children	0	37	0.0%	11.2%	11.8%	12.4%
% of FP17s for the same patient ID Re-attending within 3 months - Adults	0	79	0.0%	16.3%	17.1%	16.7%
% of FP17s for the same patient ID Re-attending between 3 & 9 months - Children	0	37	0.0%	41.5%	45.8%	57.4%
% of FP17s for the same patient ID Re-attending between 3 & 9 months - Adults	0	79	0.0%	35.0%	37.6%	50.5%
% of FP17s for Band 1 Urgent Courses	17	116	14.7%	10.8%	10.6%	9.1%
% of FP17s Relating to Free Repair or Replacements	0	116	0.0%	0.5%	0.6%	0.8%
% of FP17s Relating to Continuations	0	116	0.0%	0.9%	0.9%	1.3%
% of Patients satisfied with the dentistry they have received	0	0	N/A	89.2%	90.2%	93.2%
% of Patients satisfied with the time they had to wait for an appointment	0	0	N/A	81.5%	83.8%	89.0%

* This is based on patients treated on this contract for their most recent course of treatment. Figures in italics indicate the base number of FP17s or Patient Questionnaire responses are less than 100. N/A is shown where the base number of responses is less than 10 during the period. % is calculated as Quantity/Base number*100

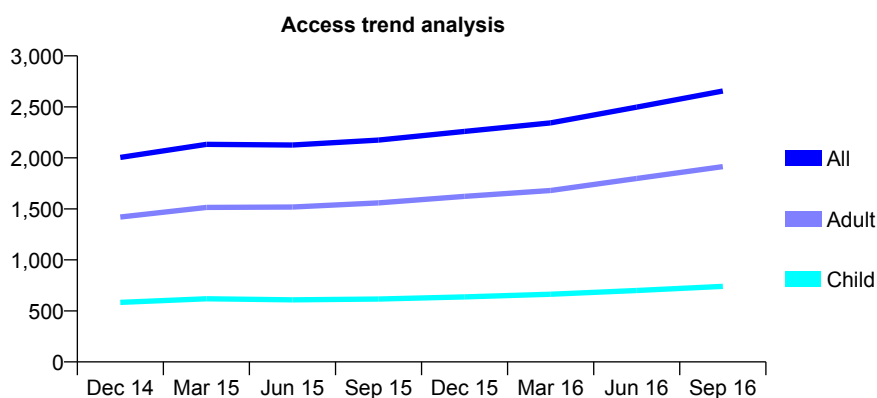
Q61 - Vital Signs At a Glance Contract Report for 101281/0037 - September 2016

Name or company name	OASIS DENTAL CARE LTD
Contract type name	GDS Contract
Purpose of contract	General
Contract start date	01/04/2006
Contract end date	

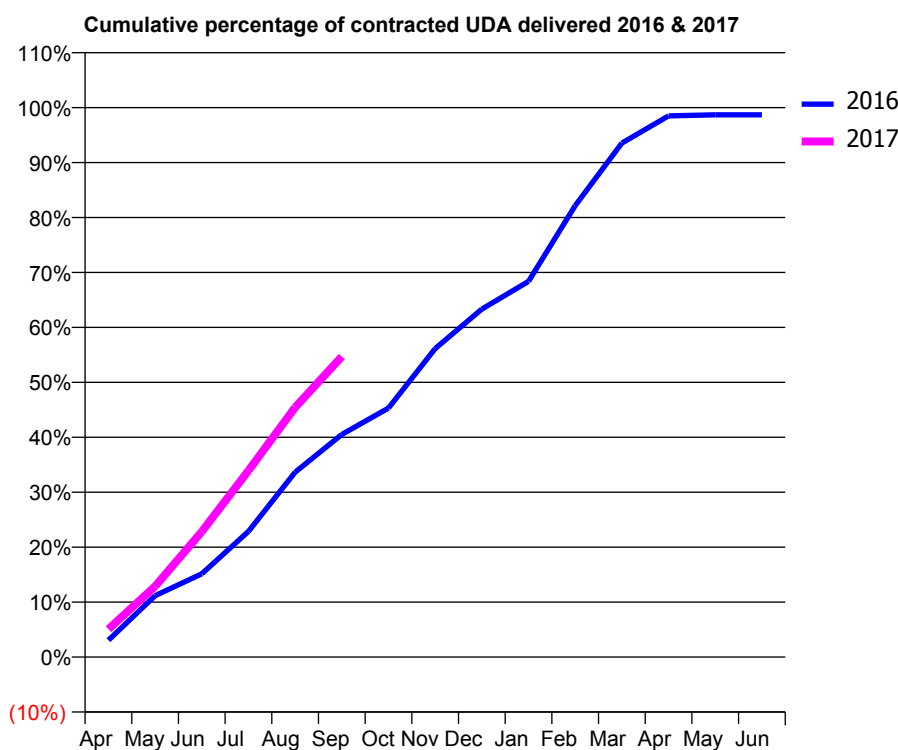
16/17 Contracted general activity (UDA)	5,905
Carry forward general activity (UDA)	78
16/17 Contracted orthodontic activity (UOA)	0
Carry forward orthodontic activity (UOA)	0
Baseline contract value	£138,377.46

ACCESS*

Patients seen in 24 months	Total	Change since previous quarter
Quarter ending September 2015	2,175	
Quarter ending December 2015	2,260	↑
Quarter ending March 2016	2,343	↑
Quarter ending June 2016	2,498	↑
Quarter ending September 2016	2,655	↑
Variance since September 2015	22.1%	↑



ACTIVITY



Month	Adjusted Scheduled Activity (UDA)	
	2016	2017
April	182	300
May	660	760
June	895	1,348
July	1,351	2,004
August	1,986	2,683
September	2,393	3,229
October	2,676	
November	3,315	
December	3,740	
January	4,037	
February	4,852	
March	5,523	
April	5,815	
May	5,827	
June	5,827	

QUALITY

	Quantity	Base Number	Contract	AT	Region	England
% of FP17s for the same patient ID Re-attending within 3 months - Children	32	580	5.5%	11.2%	11.8%	12.4%
% of FP17s for the same patient ID Re-attending within 3 months - Adults	159	1,340	11.9%	16.3%	17.1%	16.7%
% of FP17s for the same patient ID Re-attending between 3 & 9 months - Children	338	580	58.3%	41.5%	45.8%	57.4%
% of FP17s for the same patient ID Re-attending between 3 & 9 months - Adults	667	1,340	49.8%	35.0%	37.6%	50.5%
% of FP17s for Band 1 Urgent Courses	123	1,778	6.9%	10.8%	10.6%	9.1%
% of FP17s Relating to Free Repair or Replacements	8	1,778	0.4%	0.5%	0.6%	0.8%
% of FP17s Relating to Continuations	23	1,778	1.3%	0.9%	0.9%	1.3%
% of Patients satisfied with the dentistry they have received	1	1	N/A	89.2%	90.2%	93.2%
% of Patients satisfied with the time they had to wait for an appointment	1	1	N/A	81.5%	83.8%	89.0%

* This is based on patients treated on this contract for their most recent course of treatment. Figures in italics indicate the base number of FP17s or Patient Questionnaire responses are less than 100. N/A is shown where the base number of responses is less than 10 during the period. % is calculated as Quantity/Base number*100

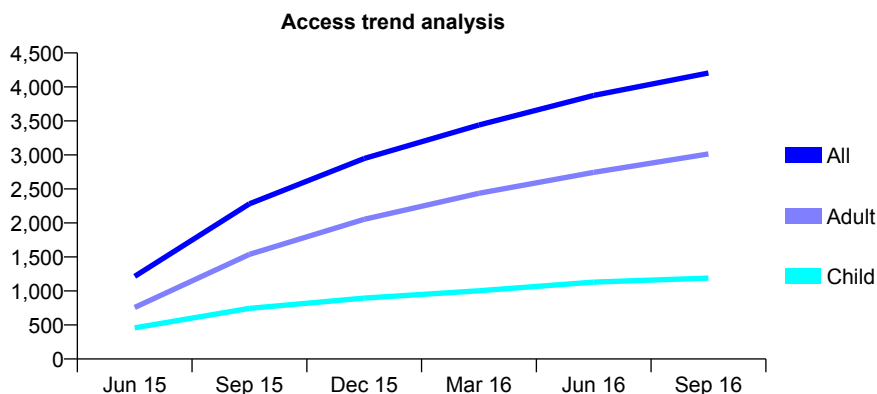
Q61 - Vital Signs At a Glance Contract Report for 101370/0143 - September 2016

Name or company name	Petrie Tucker & Partners Ltd
Contract type name	GDS Contract
Purpose of contract	General and Orthodontic
Contract start date	01/04/2015
Contract end date	

16/17 Contracted general activity (UDA)	18,993
Carry forward general activity (UDA)	0
16/17 Contracted orthodontic activity (UOA)	1,381
Carry forward orthodontic activity (UOA)	0
Baseline contract value	£559,037.26

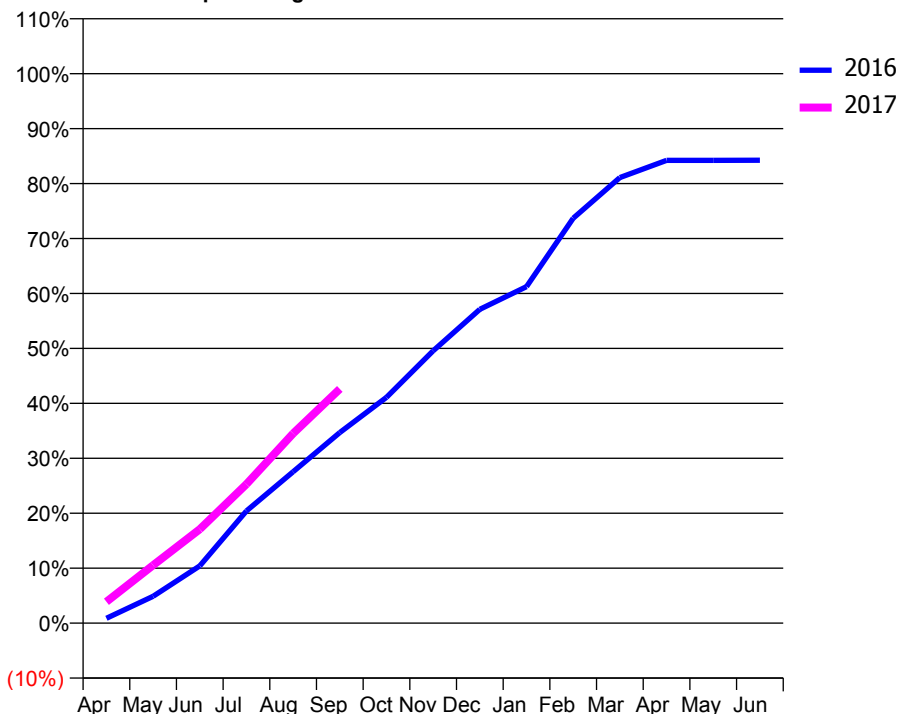
ACCESS*

Patients seen in 24 months	Total	Change since previous quarter
Quarter ending September 2015	2,282	
Quarter ending December 2015	2,949	↑
Quarter ending March 2016	3,440	↑
Quarter ending June 2016	3,875	↑
Quarter ending September 2016	4,204	↑
Variance since September 2015	84.2%	↑



ACTIVITY

Cumulative percentage of contracted UDA delivered 2016 & 2017



Month	Adjusted Scheduled Activity (UDA)	
	2016	2017
April	170	741
May	928	2,003
June	1,982	3,245
July	3,879	4,807
August	5,232	6,555
September	6,587	8,095
October	7,808	
November	9,412	
December	10,848	
January	11,632	
February	13,995	
March	15,403	
April	15,997	
May	15,998	
June	16,002	

QUALITY

	Quantity	Base Number	Contract	AT	Region	England
% of FP17s for the same patient ID Re-attending within 3 months - Children	79	1,093	7.2%	11.2%	11.8%	12.4%
% of FP17s for the same patient ID Re-attending within 3 months - Adults	259	2,093	12.4%	16.3%	17.1%	16.7%
% of FP17s for the same patient ID Re-attending between 3 & 9 months - Children	640	1,093	58.6%	41.5%	45.8%	57.4%
% of FP17s for the same patient ID Re-attending between 3 & 9 months - Adults	979	2,093	46.8%	35.0%	37.6%	50.5%
% of FP17s for Band 1 Urgent Courses	165	2,883	5.7%	10.8%	10.6%	9.1%
% of FP17s Relating to Free Repair or Replacements	16	2,883	0.6%	0.5%	0.6%	0.8%
% of FP17s Relating to Continuations	65	2,883	2.3%	0.9%	0.9%	1.3%
% of Patients satisfied with the dentistry they have received	2	3	N/A	89.2%	90.2%	93.2%
% of Patients satisfied with the time they had to wait for an appointment	1	3	N/A	81.5%	83.8%	89.0%

* This is based on patients treated on this contract for their most recent course of treatment. Figures in italics indicate the base number of FP17s or Patient Questionnaire responses are less than 100. N/A is shown where the base number of responses is less than 10 during the period. % is calculated as Quantity/Base number*100

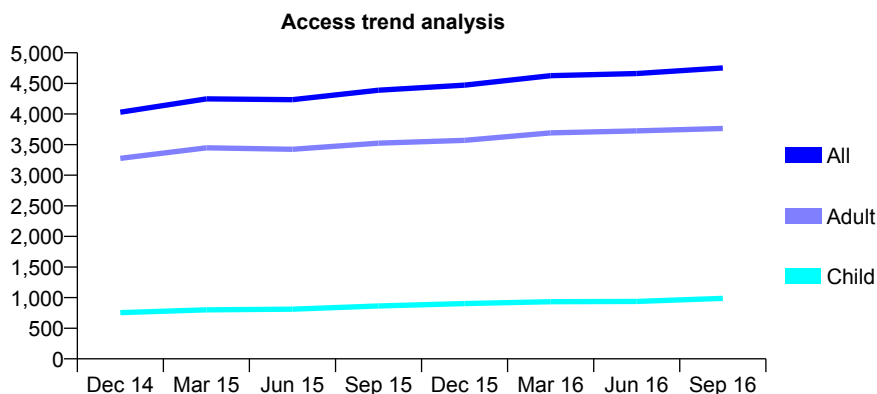
Q61 - Vital Signs At a Glance Contract Report for 101435/0015 - September 2016

Name or company name	IDH Limited
Contract type name	GDS Contract
Purpose of contract	General
Contract start date	01/04/2006
Contract end date	

16/17 Contracted general activity (UDA)	15,246
Carry forward general activity (UDA)	0
16/17 Contracted orthodontic activity (UOA)	0
Carry forward orthodontic activity (UOA)	0
Baseline contract value	£394,396.48

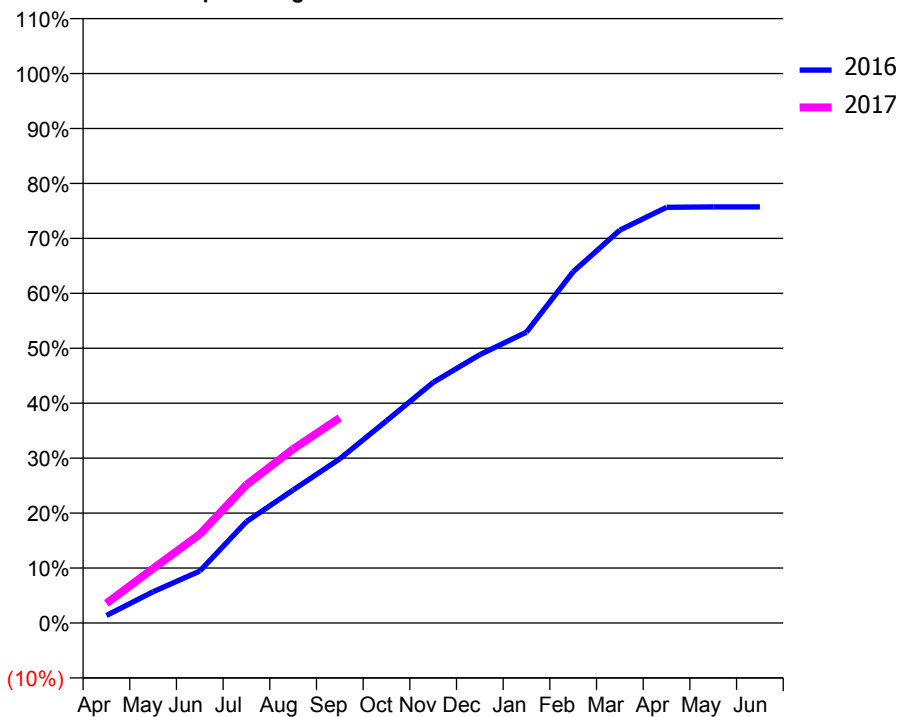
ACCESS*

Patients seen in 24 months	Total	Change since previous quarter
Quarter ending September 2015	4,389	
Quarter ending December 2015	4,472	→
Quarter ending March 2016	4,626	↑
Quarter ending June 2016	4,662	→
Quarter ending September 2016	4,752	→
Variance since September 2015	8.3%	↑



ACTIVITY

Cumulative percentage of contracted UDA delivered 2016 & 2017



Adjusted Scheduled Activity (UDA)

Month	2016	2017
April	208	547
May	867	1,511
June	1,441	2,461
July	2,812	3,835
August	3,691	4,825
September	4,555	5,691
October	5,612	
November	6,676	
December	7,446	
January	8,071	
February	9,748	
March	10,902	
April	11,533	
May	11,546	
June	11,544	

QUALITY

	Quantity	Base Number	Contract	AT	Region	England
% of FP17s for the same patient ID Re-attending within 3 months - Children	37	587	6.3%	11.2%	11.8%	12.4%
% of FP17s for the same patient ID Re-attending within 3 months - Adults	279	1,931	14.4%	16.3%	17.1%	16.7%
% of FP17s for the same patient ID Re-attending between 3 & 9 months - Children	237	587	40.4%	41.5%	45.8%	57.4%
% of FP17s for the same patient ID Re-attending between 3 & 9 months - Adults	701	1,931	36.3%	35.0%	37.6%	50.5%
% of FP17s for Band 1 Urgent Courses	222	2,286	9.7%	10.8%	10.6%	9.1%
% of FP17s Relating to Free Repair or Replacements	15	2,286	0.7%	0.5%	0.6%	0.8%
% of FP17s Relating to Continuations	54	2,286	2.4%	0.9%	0.9%	1.3%
% of Patients satisfied with the dentistry they have received	5	5	N/A	89.2%	90.2%	93.2%
% of Patients satisfied with the time they had to wait for an appointment	4	5	N/A	81.5%	83.8%	89.0%

* This is based on patients treated on this contract for their most recent course of treatment. Figures in italics indicate the base number of FP17s or Patient Questionnaire responses are less than 100. N/A is shown where the base number of responses is less than 10 during the period. % is calculated as Quantity/Base number*100

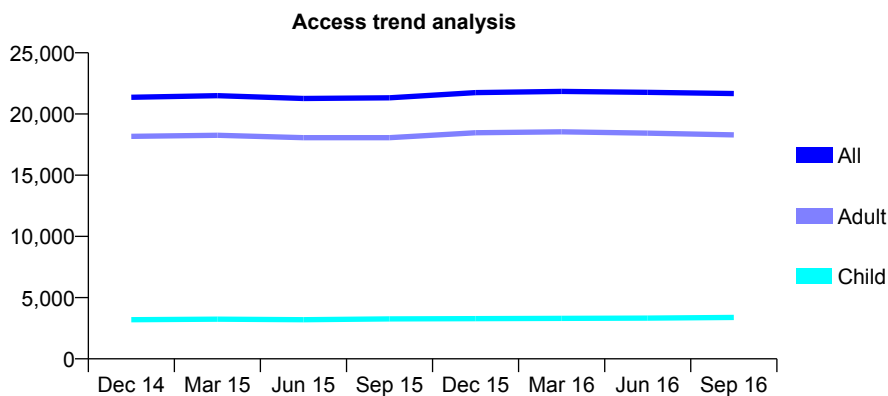
Q61 - Vital Signs At a Glance Contract Report for 101877/0001 - September 2016

Name or company name	Pickerings Dental Surgery Ltd.
Contract type name	GDS Contract
Purpose of contract	General
Contract start date	01/04/2006
Contract end date	

16/17 Contracted general activity (UDA)	54,000
Carry forward general activity (UDA)	-1,080
16/17 Contracted orthodontic activity (UOA)	0
Carry forward orthodontic activity (UOA)	0
Baseline contract value	£1,748,035.35

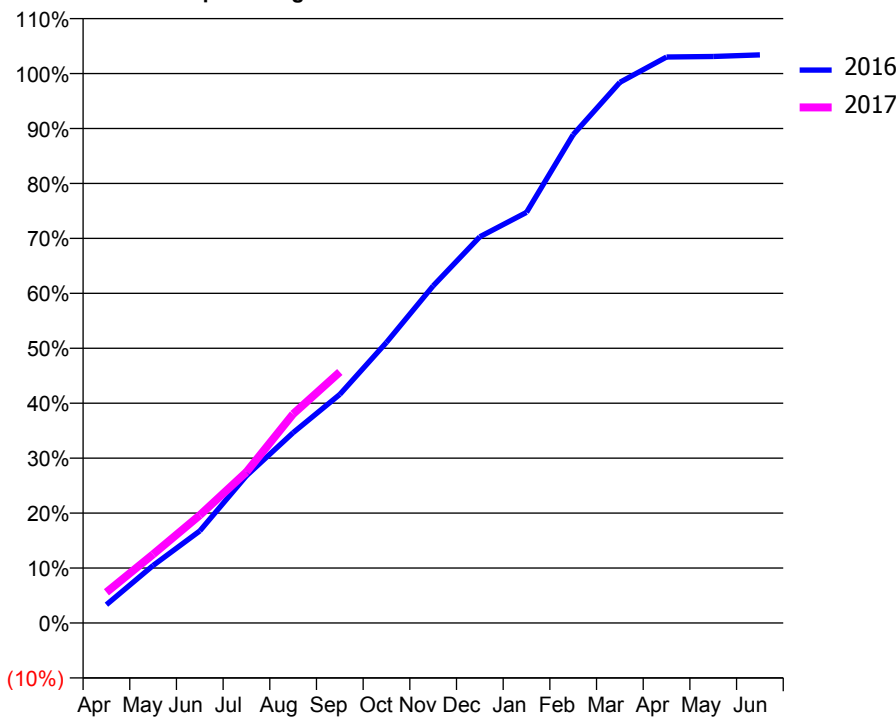
ACCESS*

Patients seen in 24 months	Total	Change since previous quarter
Quarter ending September 2015	21,321	
Quarter ending December 2015	21,747	→
Quarter ending March 2016	21,851	→
Quarter ending June 2016	21,767	→
Quarter ending September 2016	21,675	→
Variance since September 2015	1.7%	→



ACTIVITY

Cumulative percentage of contracted UDA delivered 2016 & 2017



Month	Adjusted Scheduled Activity (UDA)	
	2016	2017
April	1,801	3,022
May	5,653	6,758
June	9,045	10,592
July	14,479	14,845
August	18,705	20,539
September	22,470	24,665
October	27,584	
November	33,136	
December	37,953	
January	40,353	
February	47,987	
March	53,135	
April	55,618	
May	55,669	
June	55,832	

QUALITY

	Quantity	Base Number	Contract	AT	Region	England
% of FP17s for the same patient ID Re-attending within 3 months - Children	100	1,934	5.2%	11.2%	11.8%	12.4%
% of FP17s for the same patient ID Re-attending within 3 months - Adults	590	8,222	7.2%	16.3%	17.1%	16.7%
% of FP17s for the same patient ID Re-attending between 3 & 9 months - Children	718	1,934	37.1%	41.5%	45.8%	57.4%
% of FP17s for the same patient ID Re-attending between 3 & 9 months - Adults	2,532	8,222	30.8%	35.0%	37.6%	50.5%
% of FP17s for Band 1 Urgent Courses	619	9,148	6.8%	10.8%	10.6%	9.1%
% of FP17s Relating to Free Repair or Replacements	27	9,148	0.3%	0.5%	0.6%	0.8%
% of FP17s Relating to Continuations	24	9,148	0.3%	0.9%	0.9%	1.3%
% of Patients satisfied with the dentistry they have received	4	5	N/A	89.2%	90.2%	93.2%
% of Patients satisfied with the time they had to wait for an appointment	4	5	N/A	81.5%	83.8%	89.0%

* This is based on patients treated on this contract for their most recent course of treatment. Figures in italics indicate the base number of FP17s or Patient Questionnaire responses are less than 100. N/A is shown where the base number of responses is less than 10 during the period. % is calculated as Quantity/Base number*100

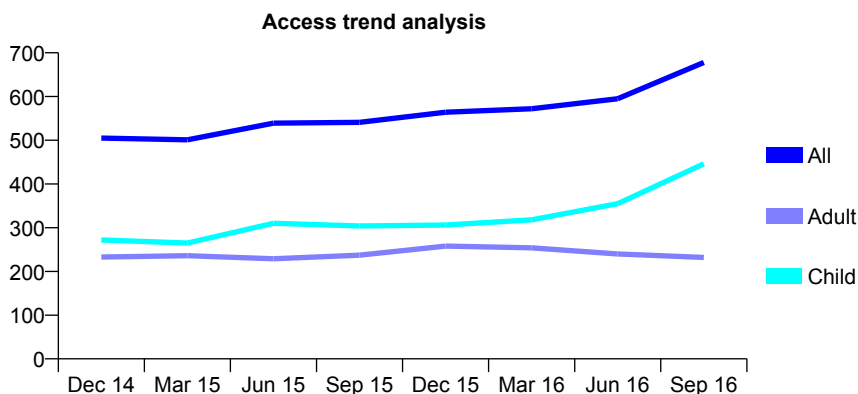
Q61 - Vital Signs At a Glance Contract Report for 102431/0001 - September 2016

Name or company name	Barking & Dagenham SCCDS
Contract type name	PDS Contract
Purpose of contract	General
Contract start date	01/04/2010
Contract end date	31/03/2020

16/17 Contracted general activity (UDA)	1,200
Carry forward general activity (UDA)	0
16/17 Contracted orthodontic activity (UOA)	0
Carry forward orthodontic activity (UOA)	0
Baseline contract value	£0.00

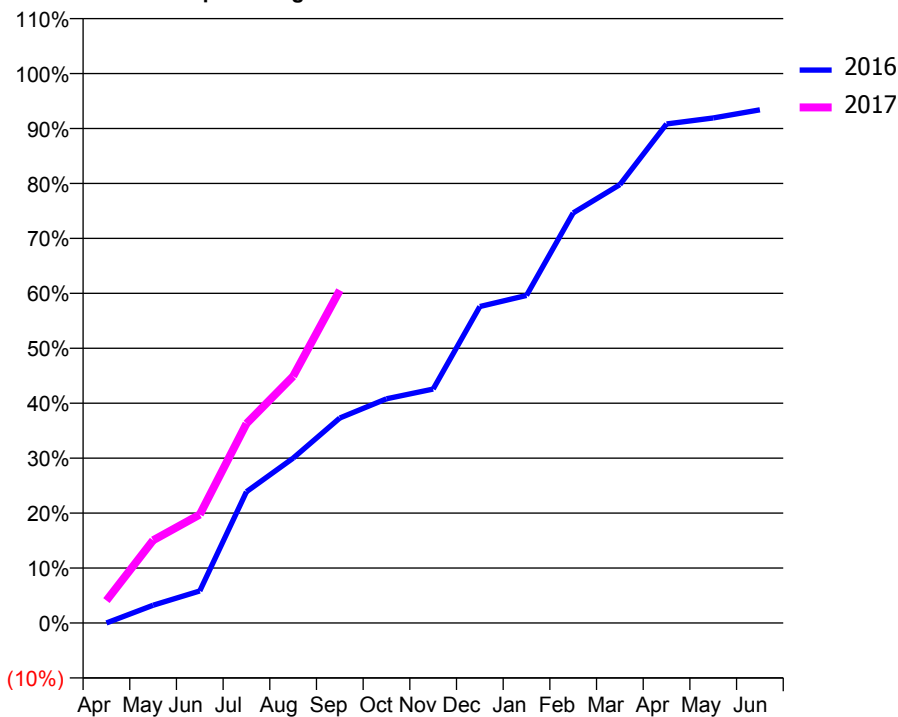
ACCESS*

Patients seen in 24 months	Total	Change since previous quarter
Quarter ending September 2015	541	
Quarter ending December 2015	564	↑
Quarter ending March 2016	572	→
Quarter ending June 2016	595	↑
Quarter ending September 2016	678	↑
Variance since September 2015	25.3%	↑



ACTIVITY

Cumulative percentage of contracted UDA delivered 2016 & 2017



Month	Adjusted Scheduled Activity (UDA)	
	2016	2017
April	0	49
May	39	181
June	70	237
July	287	436
August	360	539
September	448	727
October	490	
November	511	
December	691	
January	715	
February	896	
March	957	
April	1,090	
May	1,103	
June	1,121	

QUALITY

	Quantity	Base Number	Contract	AT	Region	England
% of FP17s for the same patient ID Re-attending within 3 months - Children	12	318	3.8%	11.2%	11.8%	12.4%
% of FP17s for the same patient ID Re-attending within 3 months - Adults	4	98	4.1%	16.3%	17.1%	16.7%
% of FP17s for the same patient ID Re-attending between 3 & 9 months - Children	20	318	6.3%	41.5%	45.8%	57.4%
% of FP17s for the same patient ID Re-attending between 3 & 9 months - Adults	18	98	18.4%	35.0%	37.6%	50.5%
% of FP17s for Band 1 Urgent Courses	26	332	7.8%	10.8%	10.6%	9.1%
% of FP17s Relating to Free Repair or Replacements	0	332	0.0%	0.5%	0.6%	0.8%
% of FP17s Relating to Continuations	0	332	0.0%	0.9%	0.9%	1.3%
% of Patients satisfied with the dentistry they have received	0	0	N/A	89.2%	90.2%	93.2%
% of Patients satisfied with the time they had to wait for an appointment	0	0	N/A	81.5%	83.8%	89.0%

* This is based on patients treated on this contract for their most recent course of treatment. Figures in italics indicate the base number of FP17s or Patient Questionnaire responses are less than 100. N/A is shown where the base number of responses is less than 10 during the period. % is calculated as Quantity/Base number*100

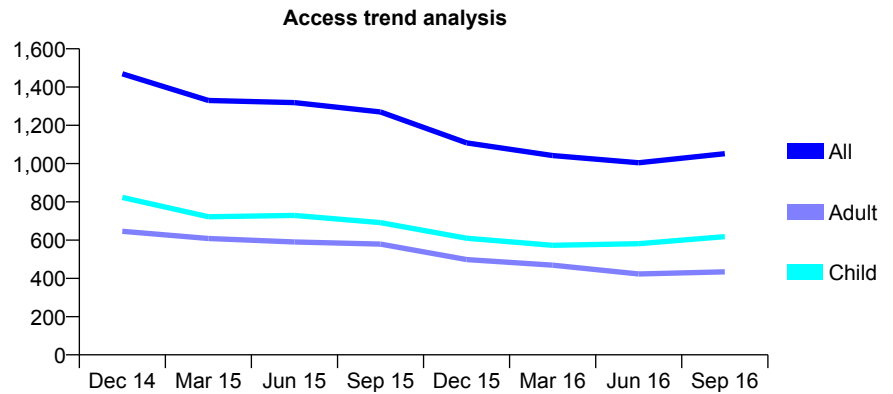
Q61 - Vital Signs At a Glance Contract Report for 102431/0002 - September 2016

Name or company name	Barking & Dagenham SCCDS
Contract type name	PDS Contract
Purpose of contract	General
Contract start date	01/04/2010
Contract end date	31/03/2020

16/17 Contracted general activity (UDA)	2,000
Carry forward general activity (UDA)	0
16/17 Contracted orthodontic activity (UOA)	0
Carry forward orthodontic activity (UOA)	0
Baseline contract value	£0.00

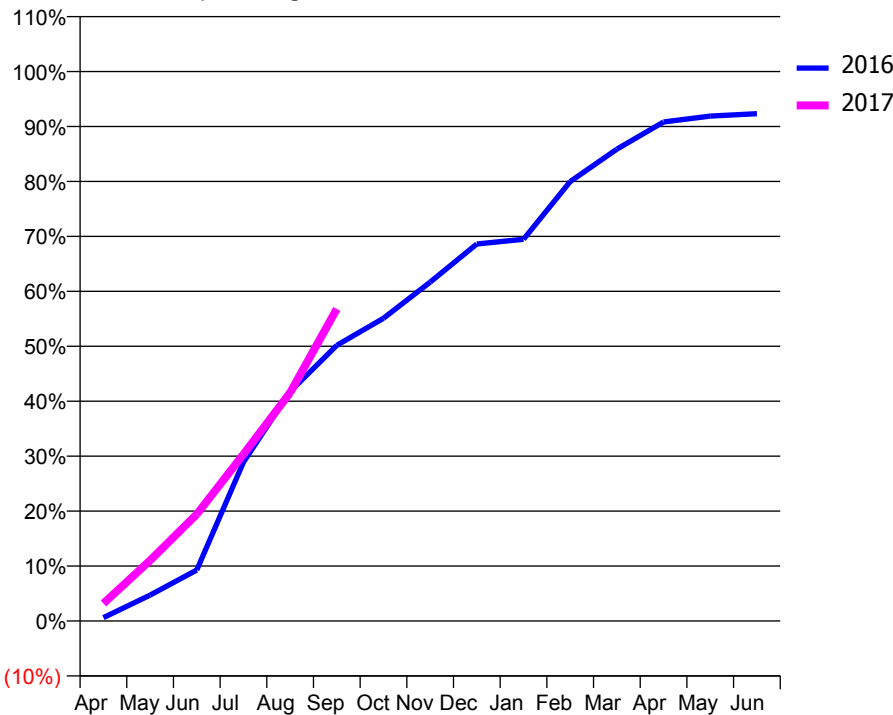
ACCESS*

Patients seen in 24 months	Total	Change since previous quarter
Quarter ending September 2015	1,270	
Quarter ending December 2015	1,108	↓
Quarter ending March 2016	1,042	↓
Quarter ending June 2016	1,004	↓
Quarter ending September 2016	1,052	↑
Variance since September 2015	(17.2%)	↓



ACTIVITY

Cumulative percentage of contracted UDA delivered 2016 & 2017



Month	Adjusted Scheduled Activity (UDA)	
	2016	2017
April	12	64
May	94	221
June	186	388
July	578	607
August	835	831
September	1,004	1,136
October	1,102	
November	1,234	
December	1,372	
January	1,389	
February	1,599	
March	1,717	
April	1,817	
May	1,838	
June	1,847	

QUALITY

	Quantity	Base Number	Contract	AT	Region	England
% of FP17s for the same patient ID Re-attending within 3 months - Children	22	407	5.4%	11.2%	11.8%	12.4%
% of FP17s for the same patient ID Re-attending within 3 months - Adults	27	208	13.0%	16.3%	17.1%	16.7%
% of FP17s for the same patient ID Re-attending between 3 & 9 months - Children	71	407	17.4%	41.5%	45.8%	57.4%
% of FP17s for the same patient ID Re-attending between 3 & 9 months - Adults	49	208	23.6%	35.0%	37.6%	50.5%
% of FP17s for Band 1 Urgent Courses	44	517	8.5%	10.8%	10.6%	9.1%
% of FP17s Relating to Free Repair or Replacements	0	517	0.0%	0.5%	0.6%	0.8%
% of FP17s Relating to Continuations	0	517	0.0%	0.9%	0.9%	1.3%
% of Patients satisfied with the dentistry they have received	0	0	N/A	89.2%	90.2%	93.2%
% of Patients satisfied with the time they had to wait for an appointment	0	0	N/A	81.5%	83.8%	89.0%

* This is based on patients treated on this contract for their most recent course of treatment. Figures in italics indicate the base number of FP17s or Patient Questionnaire responses are less than 100. N/A is shown where the base number of responses is less than 10 during the period. % is calculated as Quantity/Base number*100

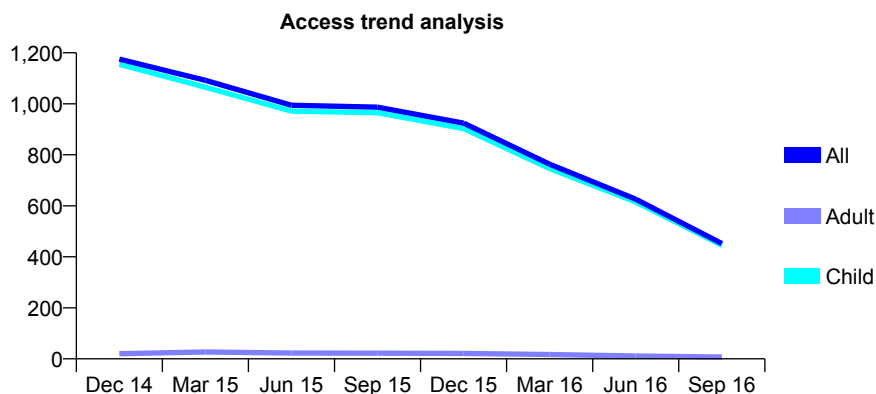
Q61 - Vital Signs At a Glance Contract Report for 102431/0005 - September 2016

Name or company name	Barking & Dagenham SCCDS
Contract type name	PDS Contract
Purpose of contract	General
Contract start date	01/04/2010
Contract end date	31/03/2020

16/17 Contracted general activity (UDA)	3,220
Carry forward general activity (UDA)	0
16/17 Contracted orthodontic activity (UOA)	0
Carry forward orthodontic activity (UOA)	0
Baseline contract value	£0.00

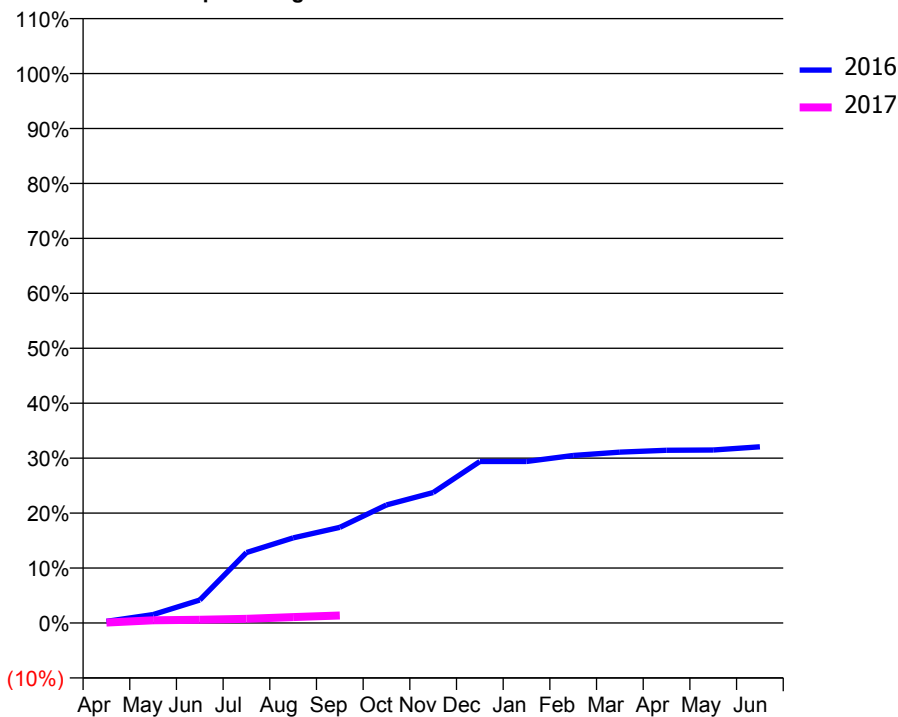
ACCESS*

Patients seen in 24 months	Total	Change since previous quarter
Quarter ending September 2015	987	
Quarter ending December 2015	924	↓
Quarter ending March 2016	763	↓
Quarter ending June 2016	626	↓
Quarter ending September 2016	452	↓
Variance since September 2015	(54.2%)	↓



ACTIVITY

Cumulative percentage of contracted UDA delivered 2016 & 2017



Adjusted Scheduled Activity (UDA)		
Month	2016	2017
April	10	3
May	50	16
June	135	19
July	413	25
August	499	35
September	561	44
October	692	
November	765	
December	947	
January	947	
February	982	
March	1,002	
April	1,013	
May	1,014	
June	1,033	

QUALITY

	Quantity	Base Number	Contract	AT	Region	England
% of FP17s for the same patient ID Re-attending within 3 months - Children	1	37	2.7%	11.2%	11.8%	12.4%
% of FP17s for the same patient ID Re-attending within 3 months - Adults	0	0	N/A	16.3%	17.1%	16.7%
% of FP17s for the same patient ID Re-attending between 3 & 9 months - Children	4	37	10.8%	41.5%	45.8%	57.4%
% of FP17s for the same patient ID Re-attending between 3 & 9 months - Adults	0	0	N/A	35.0%	37.6%	50.5%
% of FP17s for Band 1 Urgent Courses	0	17	0.0%	10.8%	10.6%	9.1%
% of FP17s Relating to Free Repair or Replacements	0	17	0.0%	0.5%	0.6%	0.8%
% of FP17s Relating to Continuations	0	17	0.0%	0.9%	0.9%	1.3%
% of Patients satisfied with the dentistry they have received	0	0	N/A	89.2%	90.2%	93.2%
% of Patients satisfied with the time they had to wait for an appointment	0	0	N/A	81.5%	83.8%	89.0%

* This is based on patients treated on this contract for their most recent course of treatment. Figures in italics indicate the base number of FP17s or Patient Questionnaire responses are less than 100. N/A is shown where the base number of responses is less than 10 during the period. % is calculated as Quantity/Base number*100

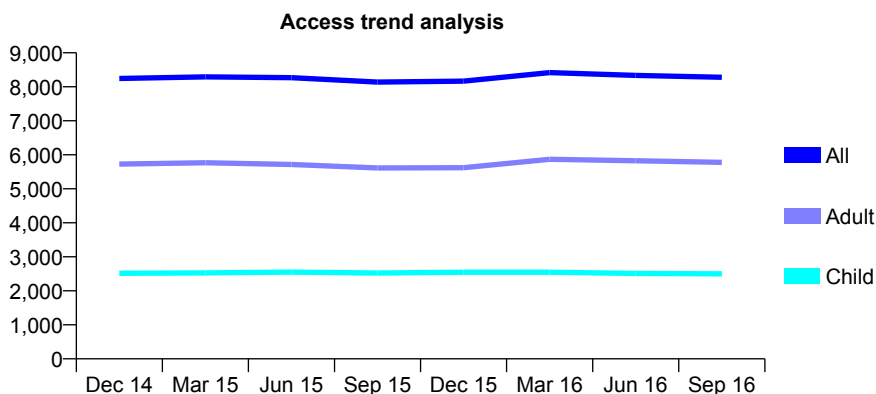
Q61 - Vital Signs At a Glance Contract Report for 102520/0001 - September 2016

Name or company name	Clements Road Dental
Contract type name	GDS Contract
Purpose of contract	General
Contract start date	07/07/2008
Contract end date	

16/17 Contracted general activity (UDA)	25,935
Carry forward general activity (UDA)	-33
16/17 Contracted orthodontic activity (UOA)	0
Carry forward orthodontic activity (UOA)	0
Baseline contract value	£916,481.40

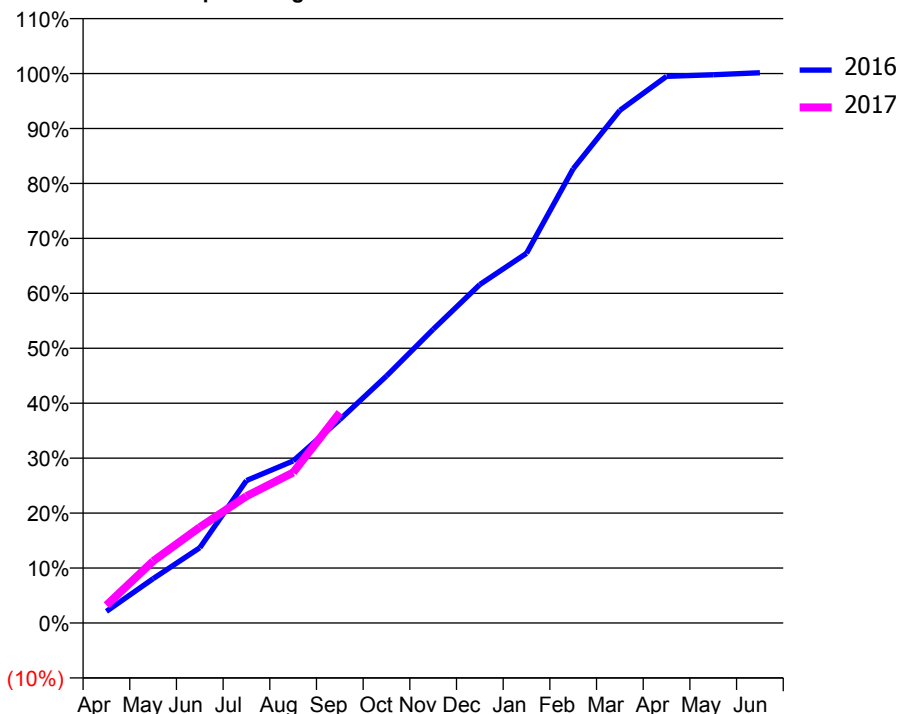
ACCESS*

Patients seen in 24 months	Total	Change since previous quarter
Quarter ending September 2015	8,140	
Quarter ending December 2015	8,167	→
Quarter ending March 2016	8,418	↑
Quarter ending June 2016	8,335	→
Quarter ending September 2016	8,281	→
Variance since September 2015	1.7%	→



ACTIVITY

Cumulative percentage of contracted UDA delivered 2016 & 2017



Month	Adjusted Scheduled Activity (UDA)	
	2016	2017
April	551	842
May	2,095	2,923
June	3,552	4,524
July	6,728	5,987
August	7,647	7,104
September	9,598	9,933
October	11,660	
November	13,864	
December	15,975	
January	17,451	
February	21,441	
March	24,195	
April	25,801	
May	25,874	
June	25,968	

QUALITY

	Quantity	Base Number	Contract	AT	Region	England
% of FP17s for the same patient ID Re-attending within 3 months - Children	96	1,335	7.2%	11.2%	11.8%	12.4%
% of FP17s for the same patient ID Re-attending within 3 months - Adults	515	2,849	18.1%	16.3%	17.1%	16.7%
% of FP17s for the same patient ID Re-attending between 3 & 9 months - Children	580	1,335	43.4%	41.5%	45.8%	57.4%
% of FP17s for the same patient ID Re-attending between 3 & 9 months - Adults	1,008	2,849	35.4%	35.0%	37.6%	50.5%
% of FP17s for Band 1 Urgent Courses	458	3,626	12.6%	10.8%	10.6%	9.1%
% of FP17s Relating to Free Repair or Replacements	34	3,626	0.9%	0.5%	0.6%	0.8%
% of FP17s Relating to Continuations	6	3,626	0.2%	0.9%	0.9%	1.3%
% of Patients satisfied with the dentistry they have received	6	8	N/A	89.2%	90.2%	93.2%
% of Patients satisfied with the time they had to wait for an appointment	5	8	N/A	81.5%	83.8%	89.0%

* This is based on patients treated on this contract for their most recent course of treatment. Figures in italics indicate the base number of FP17s or Patient Questionnaire responses are less than 100. N/A is shown where the base number of responses is less than 10 during the period. % is calculated as Quantity/Base number*100

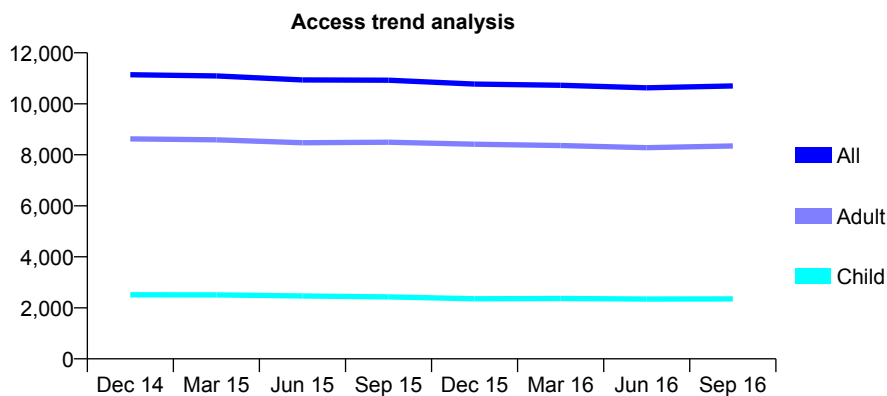
Q61 - Vital Signs At a Glance Contract Report for 102911/0001 - September 2016

Name or company name	Mawney (DS) Limited
Contract type name	GDS Contract
Purpose of contract	General
Contract start date	01/04/2011
Contract end date	

16/17 Contracted general activity (UDA)	33,191
Carry forward general activity (UDA)	0
16/17 Contracted orthodontic activity (UOA)	0
Carry forward orthodontic activity (UOA)	0
Baseline contract value	£993,734.91

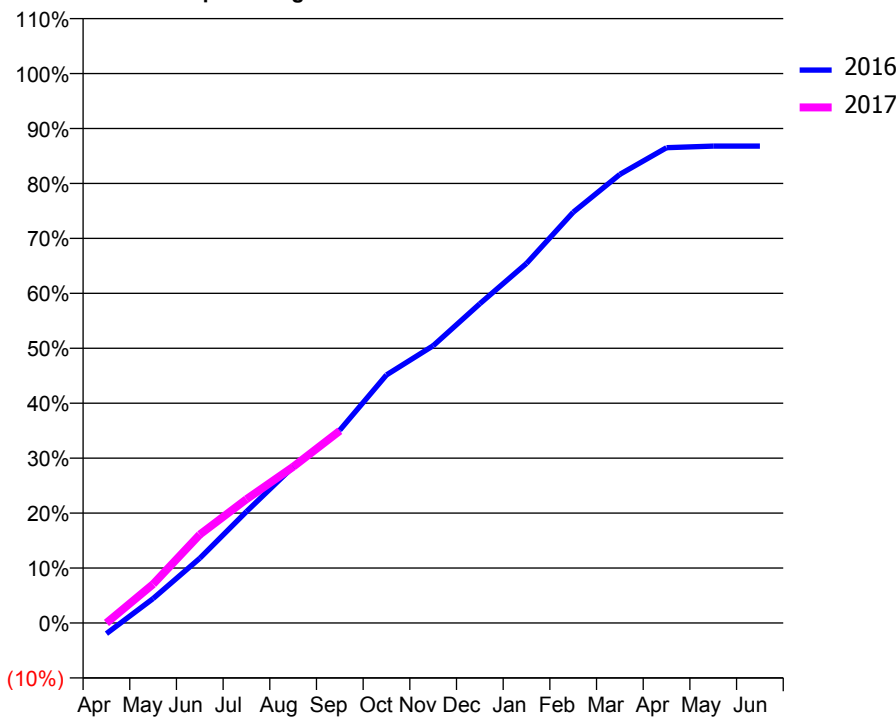
ACCESS*

Patients seen in 24 months	Total	Change since previous quarter
Quarter ending September 2015	10,923	
Quarter ending December 2015	10,775	↓
Quarter ending March 2016	10,728	→
Quarter ending June 2016	10,625	→
Quarter ending September 2016	10,699	→
Variance since September 2015	(2.1%)	↓



ACTIVITY

Cumulative percentage of contracted UDA delivered 2016 & 2017



Month	Adjusted Scheduled Activity (UDA)	
	2016	2017
April	-645	0
May	1,479	2,351
June	3,914	5,346
July	6,731	7,479
August	9,439	9,439
September	11,654	11,608
October	14,985	
November	16,749	
December	19,285	
January	21,715	
February	24,814	
March	27,100	
April	28,712	
May	28,806	
June	28,807	

QUALITY

	Quantity	Base Number	Contract	AT	Region	England
% of FP17s for the same patient ID Re-attending within 3 months - Children	72	1,282	5.6%	11.2%	11.8%	12.4%
% of FP17s for the same patient ID Re-attending within 3 months - Adults	637	4,275	14.9%	16.3%	17.1%	16.7%
% of FP17s for the same patient ID Re-attending between 3 & 9 months - Children	554	1,282	43.2%	41.5%	45.8%	57.4%
% of FP17s for the same patient ID Re-attending between 3 & 9 months - Adults	1,642	4,275	38.4%	35.0%	37.6%	50.5%
% of FP17s for Band 1 Urgent Courses	465	4,757	9.8%	10.8%	10.6%	9.1%
% of FP17s Relating to Free Repair or Replacements	61	4,757	1.3%	0.5%	0.6%	0.8%
% of FP17s Relating to Continuations	87	4,757	1.8%	0.9%	0.9%	1.3%
% of Patients satisfied with the dentistry they have received	7	8	N/A	89.2%	90.2%	93.2%
% of Patients satisfied with the time they had to wait for an appointment	7	8	N/A	81.5%	83.8%	89.0%

* This is based on patients treated on this contract for their most recent course of treatment. Figures in italics indicate the base number of FP17s or Patient Questionnaire responses are less than 100. N/A is shown where the base number of responses is less than 10 during the period. % is calculated as Quantity/Base number*100

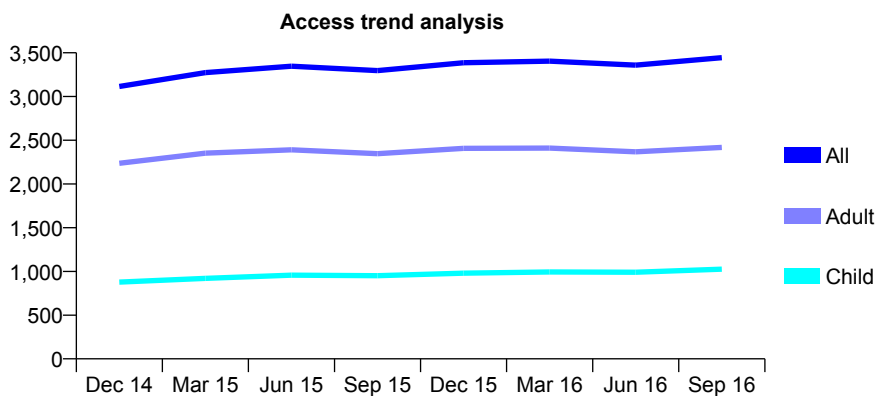
Q61 - Vital Signs At a Glance Contract Report for 103551/0002 - September 2016

Name or company name	Excel Dental Care
Contract type name	GDS Contract
Purpose of contract	General
Contract start date	01/10/2007
Contract end date	

16/17 Contracted general activity (UDA)	8,000
Carry forward general activity (UDA)	96
16/17 Contracted orthodontic activity (UOA)	0
Carry forward orthodontic activity (UOA)	0
Baseline contract value	£200,424.95

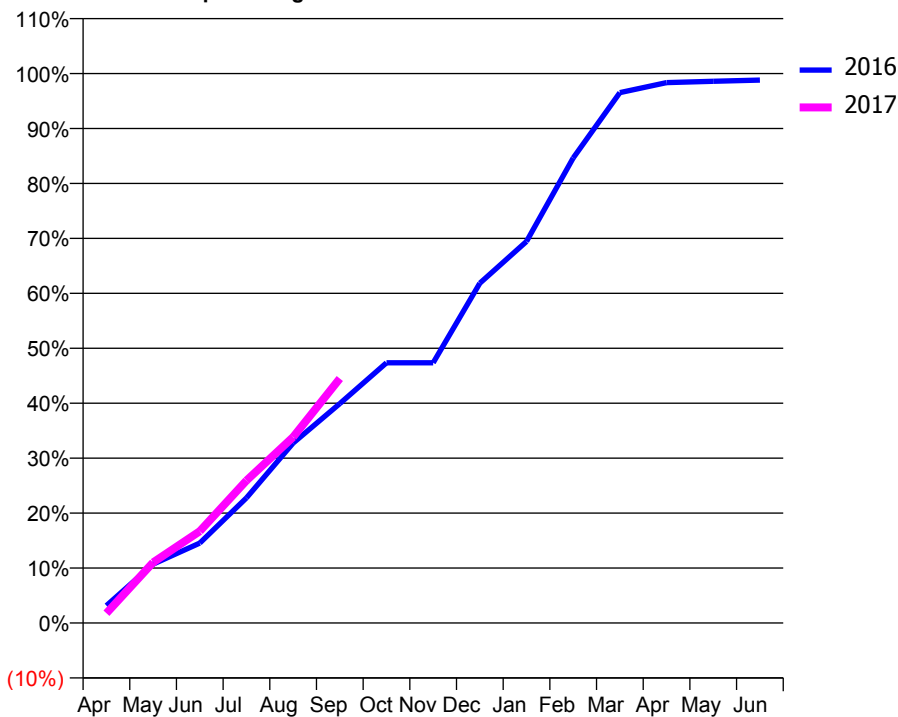
ACCESS*

Patients seen in 24 months	Total	Change since previous quarter
Quarter ending September 2015	3,297	
Quarter ending December 2015	3,387	↑
Quarter ending March 2016	3,404	→
Quarter ending June 2016	3,359	↓
Quarter ending September 2016	3,444	↑
Variance since September 2015	4.5%	↑



ACTIVITY

Cumulative percentage of contracted UDA delivered 2016 & 2017



Month	Adjusted Scheduled Activity (UDA)	
	2016	2017
April	253	143
May	858	883
June	1,164	1,336
July	1,822	2,075
August	2,619	2,707
September	3,194	3,559
October	3,788	
November	3,788	
December	4,948	
January	5,555	
February	6,770	
March	7,721	
April	7,868	
May	7,887	
June	7,904	

QUALITY

	Quantity	Base Number	Contract	AT	Region	England
% of FP17s for the same patient ID Re-attending within 3 months - Children	23	542	4.2%	11.2%	11.8%	12.4%
% of FP17s for the same patient ID Re-attending within 3 months - Adults	69	975	7.1%	16.3%	17.1%	16.7%
% of FP17s for the same patient ID Re-attending between 3 & 9 months - Children	249	542	45.9%	41.5%	45.8%	57.4%
% of FP17s for the same patient ID Re-attending between 3 & 9 months - Adults	292	975	29.9%	35.0%	37.6%	50.5%
% of FP17s for Band 1 Urgent Courses	26	1,356	1.9%	10.8%	10.6%	9.1%
% of FP17s Relating to Free Repair or Replacements	11	1,356	0.8%	0.5%	0.6%	0.8%
% of FP17s Relating to Continuations	10	1,356	0.7%	0.9%	0.9%	1.3%
% of Patients satisfied with the dentistry they have received	3	3	N/A	89.2%	90.2%	93.2%
% of Patients satisfied with the time they had to wait for an appointment	2	3	N/A	81.5%	83.8%	89.0%

* This is based on patients treated on this contract for their most recent course of treatment. Figures in italics indicate the base number of FP17s or Patient Questionnaire responses are less than 100. N/A is shown where the base number of responses is less than 10 during the period. % is calculated as Quantity/Base number*100

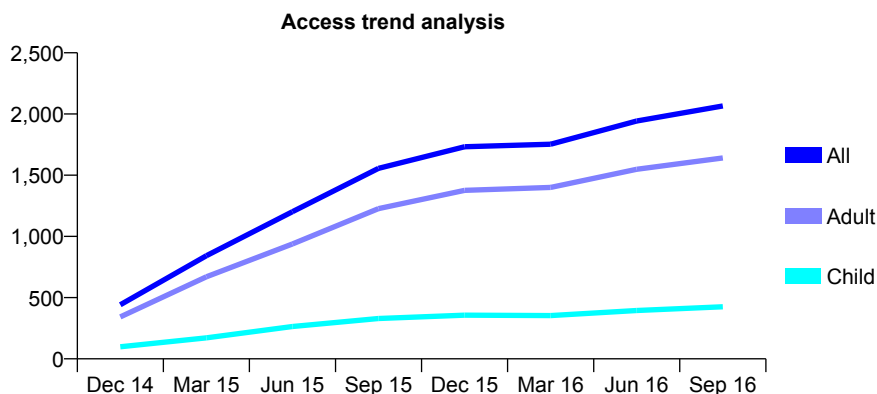
Q61 - Vital Signs At a Glance Contract Report for 104396/0001 - September 2016

Name or company name	Azad Eyrumlu, Honar Shakir and Kamil Sae
Contract type name	GDS Contract
Purpose of contract	General
Contract start date	01/08/2014
Contract end date	

16/17 Contracted general activity (UDA)	7,568
Carry forward general activity (UDA)	-61
16/17 Contracted orthodontic activity (UOA)	0
Carry forward orthodontic activity (UOA)	0
Baseline contract value	£293,271.06

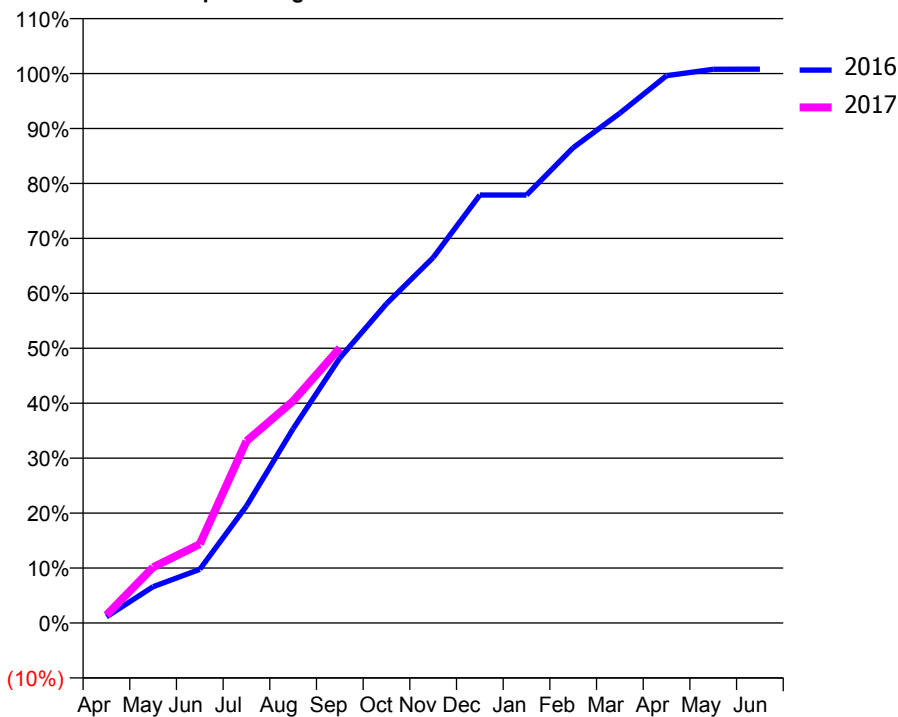
ACCESS*

Patients seen in 24 months	Total	Change since previous quarter
Quarter ending September 2015	1,556	
Quarter ending December 2015	1,733	↑
Quarter ending March 2016	1,753	→
Quarter ending June 2016	1,943	↑
Quarter ending September 2016	2,066	↑
Variance since September 2015	32.8%	↑



ACTIVITY

Cumulative percentage of contracted UDA delivered 2016 & 2017



Month	Adjusted Scheduled Activity (UDA)	
	2016	2017
April	86	110
May	501	768
June	740	1,087
July	1,612	2,506
August	2,677	3,057
September	3,651	3,788
October	4,398	
November	5,032	
December	5,895	
January	5,895	
February	6,547	
March	7,022	
April	7,537	
May	7,626	
June	7,629	

QUALITY

	Quantity	Base Number	Contract	AT	Region	England
% of FP17s for the same patient ID Re-attending within 3 months - Children	20	259	7.7%	11.2%	11.8%	12.4%
% of FP17s for the same patient ID Re-attending within 3 months - Adults	112	820	13.7%	16.3%	17.1%	16.7%
% of FP17s for the same patient ID Re-attending between 3 & 9 months - Children	55	259	21.2%	41.5%	45.8%	57.4%
% of FP17s for the same patient ID Re-attending between 3 & 9 months - Adults	166	820	20.2%	35.0%	37.6%	50.5%
% of FP17s for Band 1 Urgent Courses	108	932	11.6%	10.8%	10.6%	9.1%
% of FP17s Relating to Free Repair or Replacements	4	932	0.4%	0.5%	0.6%	0.8%
% of FP17s Relating to Continuations	16	932	1.7%	0.9%	0.9%	1.3%
% of Patients satisfied with the dentistry they have received	0	1	N/A	89.2%	90.2%	93.2%
% of Patients satisfied with the time they had to wait for an appointment	0	1	N/A	81.5%	83.8%	89.0%

* This is based on patients treated on this contract for their most recent course of treatment. Figures in italics indicate the base number of FP17s or Patient Questionnaire responses are less than 100. N/A is shown where the base number of responses is less than 10 during the period. % is calculated as Quantity/Base number*100

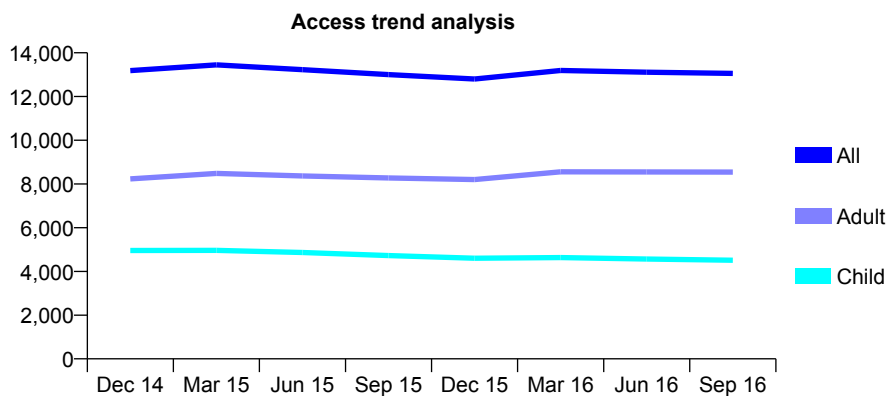
Q61 - Vital Signs At a Glance Contract Report for 104817/0001 - September 2016

Name or company name	Ms G Staneviciene and Mr J Schonberg
Contract type name	GDS Contract
Purpose of contract	General
Contract start date	01/09/2012
Contract end date	

16/17 Contracted general activity (UDA)	34,092
Carry forward general activity (UDA)	671
16/17 Contracted orthodontic activity (UOA)	0
Carry forward orthodontic activity (UOA)	0
Baseline contract value	£1,297,467.77

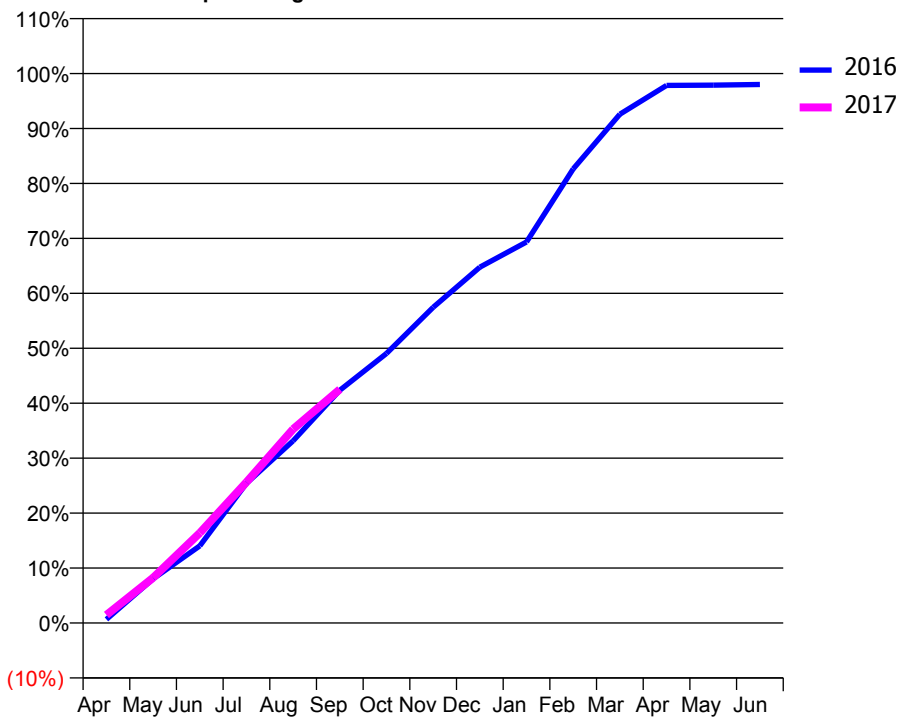
ACCESS*

Patients seen in 24 months	Total	Change since previous quarter
Quarter ending September 2015	13,001	
Quarter ending December 2015	12,803	↓
Quarter ending March 2016	13,190	↑
Quarter ending June 2016	13,110	→
Quarter ending September 2016	13,056	→
Variance since September 2015	0.4%	→



ACTIVITY

Cumulative percentage of contracted UDA delivered 2016 & 2017



Month	Adjusted Scheduled Activity (UDA)	
	2016	2017
April	225	500
May	2,746	2,807
June	4,788	5,591
July	8,667	8,738
August	11,303	12,033
September	14,443	14,502
October	16,728	
November	19,590	
December	22,078	
January	23,642	
February	28,177	
March	31,566	
April	33,352	
May	33,373	
June	33,414	

QUALITY

	Quantity	Base Number	Contract	AT	Region	England
% of FP17s for the same patient ID Re-attending within 3 months - Children	207	2,503	8.3%	11.2%	11.8%	12.4%
% of FP17s for the same patient ID Re-attending within 3 months - Adults	763	4,906	15.6%	16.3%	17.1%	16.7%
% of FP17s for the same patient ID Re-attending between 3 & 9 months - Children	825	2,503	33.0%	41.5%	45.8%	57.4%
% of FP17s for the same patient ID Re-attending between 3 & 9 months - Adults	1,658	4,906	33.8%	35.0%	37.6%	50.5%
% of FP17s for Band 1 Urgent Courses	758	6,672	11.4%	10.8%	10.6%	9.1%
% of FP17s Relating to Free Repair or Replacements	62	6,672	0.9%	0.5%	0.6%	0.8%
% of FP17s Relating to Continuations	21	6,672	0.3%	0.9%	0.9%	1.3%
% of Patients satisfied with the dentistry they have received	7	7	N/A	89.2%	90.2%	93.2%
% of Patients satisfied with the time they had to wait for an appointment	6	7	N/A	81.5%	83.8%	89.0%

* This is based on patients treated on this contract for their most recent course of treatment. Figures in italics indicate the base number of FP17s or Patient Questionnaire responses are less than 100. N/A is shown where the base number of responses is less than 10 during the period. % is calculated as Quantity/Base number*100

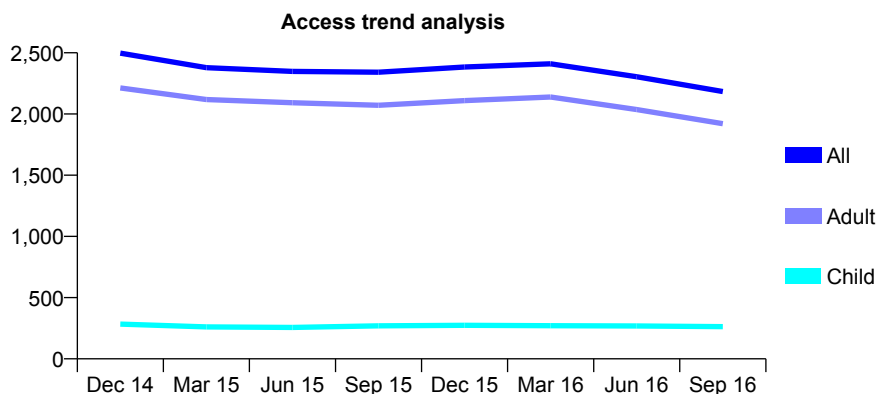
Q61 - Vital Signs At a Glance Contract Report for 105104/0001 - September 2016

Name or company name	Grays Inn Dental Surgery
Contract type name	GDS Contract
Purpose of contract	General
Contract start date	01/04/2011
Contract end date	

16/17 Contracted general activity (UDA)	6,178
Carry forward general activity (UDA)	-57
16/17 Contracted orthodontic activity (UOA)	0
Carry forward orthodontic activity (UOA)	0
Baseline contract value	£183,211.72

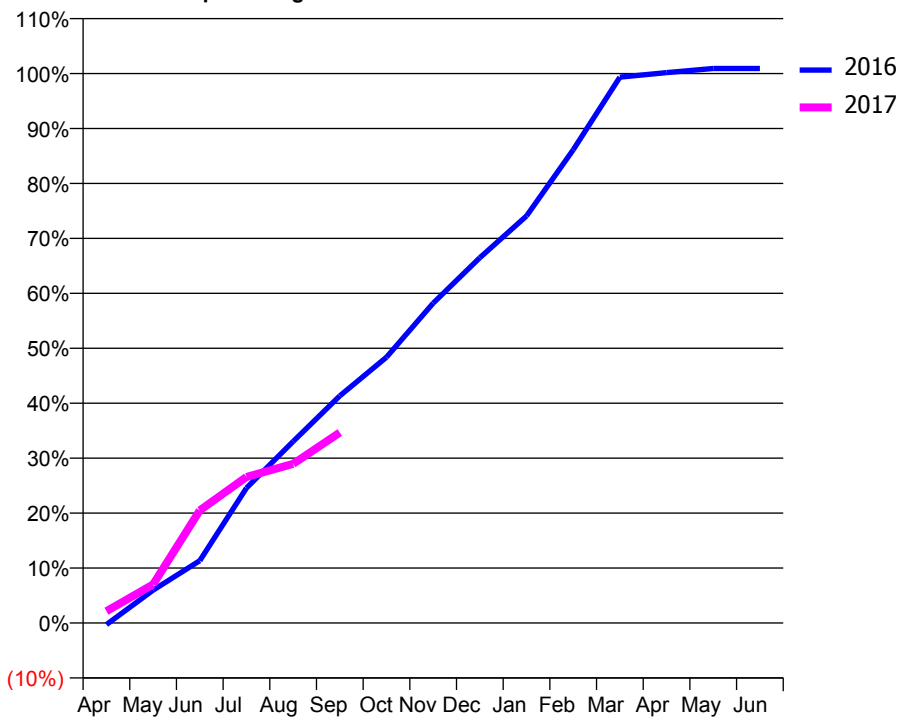
ACCESS*

Patients seen in 24 months	Total	Change since previous quarter
Quarter ending September 2015	2,341	
Quarter ending December 2015	2,384	→
Quarter ending March 2016	2,410	→
Quarter ending June 2016	2,304	↓
Quarter ending September 2016	2,184	↓
Variance since September 2015	(6.7%)	↓



ACTIVITY

Cumulative percentage of contracted UDA delivered 2016 & 2017



Adjusted Scheduled Activity (UDA)

Month	2016	2017
April	-19	132
May	369	434
June	701	1,267
July	1,518	1,643
August	2,041	1,790
September	2,554	2,142
October	2,989	
November	3,595	
December	4,107	
January	4,577	
February	5,320	
March	6,137	
April	6,187	
May	6,235	
June	6,235	

QUALITY

	Quantity	Base Number	Contract	AT	Region	England
% of FP17s for the same patient ID Re-attending within 3 months - Children	4	90	4.4%	11.2%	11.8%	12.4%
% of FP17s for the same patient ID Re-attending within 3 months - Adults	43	585	7.4%	16.3%	17.1%	16.7%
% of FP17s for the same patient ID Re-attending between 3 & 9 months - Children	22	90	24.4%	41.5%	45.8%	57.4%
% of FP17s for the same patient ID Re-attending between 3 & 9 months - Adults	114	585	19.5%	35.0%	37.6%	50.5%
% of FP17s for Band 1 Urgent Courses	65	621	10.5%	10.8%	10.6%	9.1%
% of FP17s Relating to Free Repair or Replacements	2	621	0.3%	0.5%	0.6%	0.8%
% of FP17s Relating to Continuations	1	621	0.2%	0.9%	0.9%	1.3%
% of Patients satisfied with the dentistry they have received	0	0	N/A	89.2%	90.2%	93.2%
% of Patients satisfied with the time they had to wait for an appointment	0	0	N/A	81.5%	83.8%	89.0%

* This is based on patients treated on this contract for their most recent course of treatment. Figures in italics indicate the base number of FP17s or Patient Questionnaire responses are less than 100. N/A is shown where the base number of responses is less than 10 during the period. % is calculated as Quantity/Base number*100

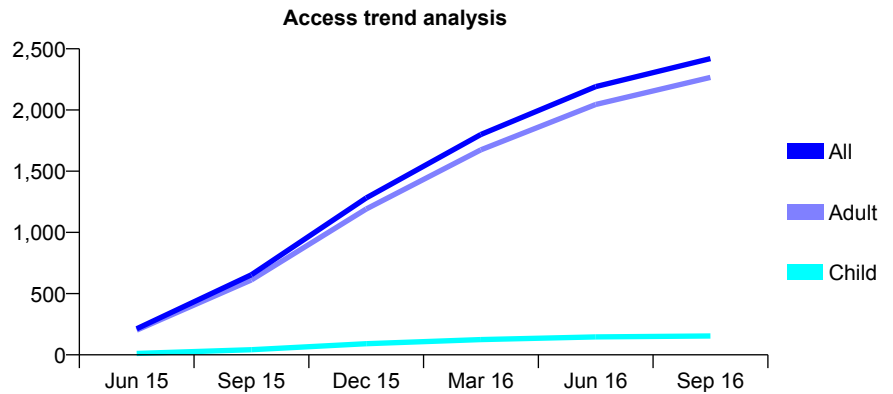
Q61 - Vital Signs At a Glance Contract Report for 105244/0001 - September 2016

Name or company name	Mr H Al-Hariri & Mrs N Al-Hariri
Contract type name	GDS Contract
Purpose of contract	General
Contract start date	01/04/2015
Contract end date	

16/17 Contracted general activity (UDA)	7,000
Carry forward general activity (UDA)	110
16/17 Contracted orthodontic activity (UOA)	0
Carry forward orthodontic activity (UOA)	0
Baseline contract value	£229,054.65

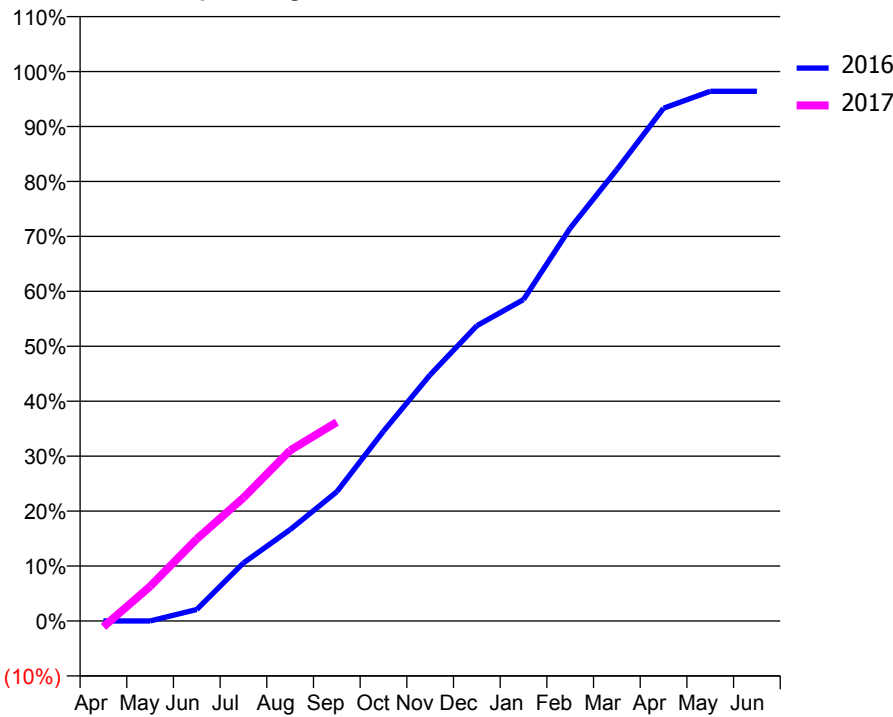
ACCESS*

Patients seen in 24 months	Total	Change since previous quarter
Quarter ending September 2015	654	
Quarter ending December 2015	1,282	↑
Quarter ending March 2016	1,800	↑
Quarter ending June 2016	2,191	↑
Quarter ending September 2016	2,420	↑
Variance since September 2015	270.0%	↑



ACTIVITY

Cumulative percentage of contracted UDA delivered 2016 & 2017



Month	Adjusted Scheduled Activity (UDA)	
	2016	2017
April	0	-76
May	0	440
June	147	1,045
July	739	1,571
August	1,165	2,174
September	1,646	2,534
October	2,417	
November	3,137	
December	3,762	
January	4,095	
February	5,006	
March	5,751	
April	6,532	
May	6,748	
June	6,748	

QUALITY

	Quantity	Base Number	Contract	AT	Region	England
% of FP17s for the same patient ID Re-attending within 3 months - Children	3	77	3.9%	11.2%	11.8%	12.4%
% of FP17s for the same patient ID Re-attending within 3 months - Adults	102	1,150	8.9%	16.3%	17.1%	16.7%
% of FP17s for the same patient ID Re-attending between 3 & 9 months - Children	18	77	23.4%	41.5%	45.8%	57.4%
% of FP17s for the same patient ID Re-attending between 3 & 9 months - Adults	177	1,150	15.4%	35.0%	37.6%	50.5%
% of FP17s for Band 1 Urgent Courses	81	935	8.7%	10.8%	10.6%	9.1%
% of FP17s Relating to Free Repair or Replacements	9	935	1.0%	0.5%	0.6%	0.8%
% of FP17s Relating to Continuations	15	935	1.6%	0.9%	0.9%	1.3%
% of Patients satisfied with the dentistry they have received	1	2	N/A	89.2%	90.2%	93.2%
% of Patients satisfied with the time they had to wait for an appointment	2	2	N/A	81.5%	83.8%	89.0%

* This is based on patients treated on this contract for their most recent course of treatment. Figures in italics indicate the base number of FP17s or Patient Questionnaire responses are less than 100. N/A is shown where the base number of responses is less than 10 during the period. % is calculated as Quantity/Base number*100

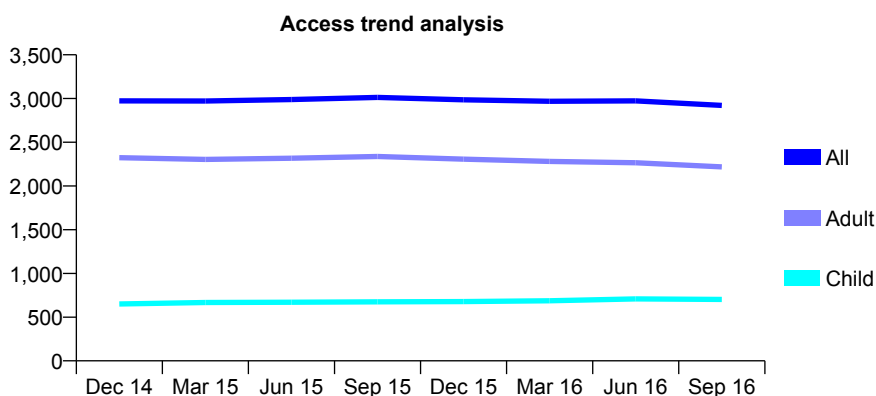
Q61 - Vital Signs At a Glance Contract Report for 105511/0001 - September 2016

Name or company name	Mr CE Ojji & Mr PE Aimiuwu
Contract type name	GDS Contract
Purpose of contract	General
Contract start date	01/04/2010
Contract end date	

16/17 Contracted general activity (UDA)	8,941
Carry forward general activity (UDA)	-175
16/17 Contracted orthodontic activity (UOA)	0
Carry forward orthodontic activity (UOA)	0
Baseline contract value	£294,505.76

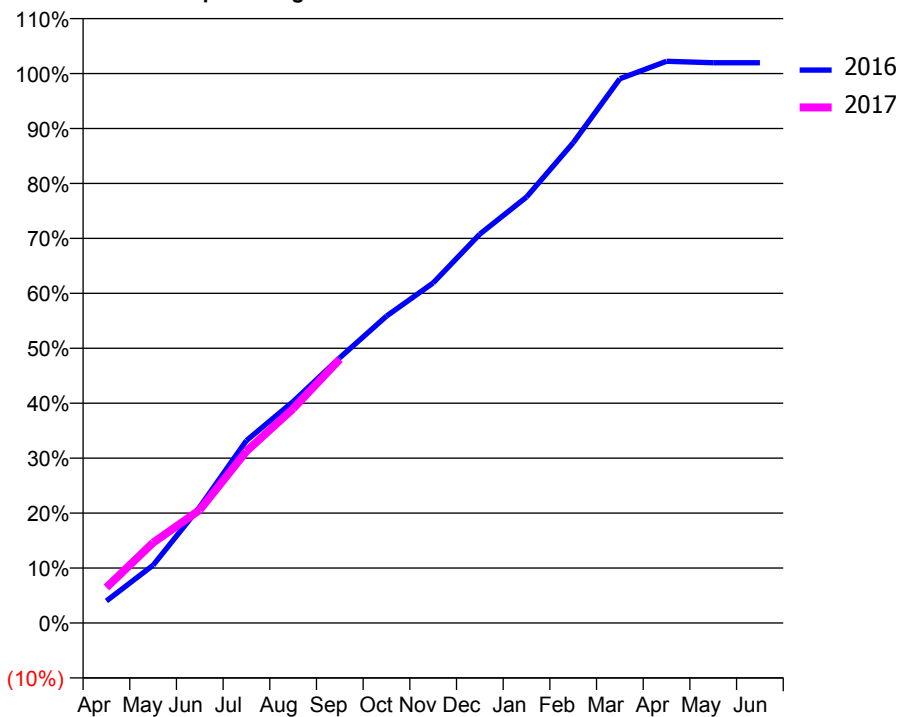
ACCESS*

Patients seen in 24 months	Total	Change since previous quarter
Quarter ending September 2015	3,012	
Quarter ending December 2015	2,985	→
Quarter ending March 2016	2,968	→
Quarter ending June 2016	2,973	→
Quarter ending September 2016	2,921	↓
Variance since September 2015	(3.0%)	↓



ACTIVITY

Cumulative percentage of contracted UDA delivered 2016 & 2017



Adjusted Scheduled Activity (UDA)

Month	2016	2017
April	360	579
May	942	1,308
June	1,889	1,842
July	2,970	2,796
August	3,602	3,487
September	4,316	4,293
October	4,995	
November	5,534	
December	6,328	
January	6,930	
February	7,815	
March	8,855	
April	9,140	
May	9,116	
June	9,116	

QUALITY

	Quantity	Base Number	Contract	AT	Region	England
% of FP17s for the same patient ID Re-attending within 3 months - Children	17	306	5.6%	11.2%	11.8%	12.4%
% of FP17s for the same patient ID Re-attending within 3 months - Adults	172	1,031	16.7%	16.3%	17.1%	16.7%
% of FP17s for the same patient ID Re-attending between 3 & 9 months - Children	78	306	25.5%	41.5%	45.8%	57.4%
% of FP17s for the same patient ID Re-attending between 3 & 9 months - Adults	262	1,031	25.4%	35.0%	37.6%	50.5%
% of FP17s for Band 1 Urgent Courses	117	1,246	9.4%	10.8%	10.6%	9.1%
% of FP17s Relating to Free Repair or Replacements	15	1,246	1.2%	0.5%	0.6%	0.8%
% of FP17s Relating to Continuations	33	1,246	2.6%	0.9%	0.9%	1.3%
% of Patients satisfied with the dentistry they have received	2	2	N/A	89.2%	90.2%	93.2%
% of Patients satisfied with the time they had to wait for an appointment	2	2	N/A	81.5%	83.8%	89.0%

* This is based on patients treated on this contract for their most recent course of treatment. Figures in italics indicate the base number of FP17s or Patient Questionnaire responses are less than 100. N/A is shown where the base number of responses is less than 10 during the period. % is calculated as Quantity/Base number*100

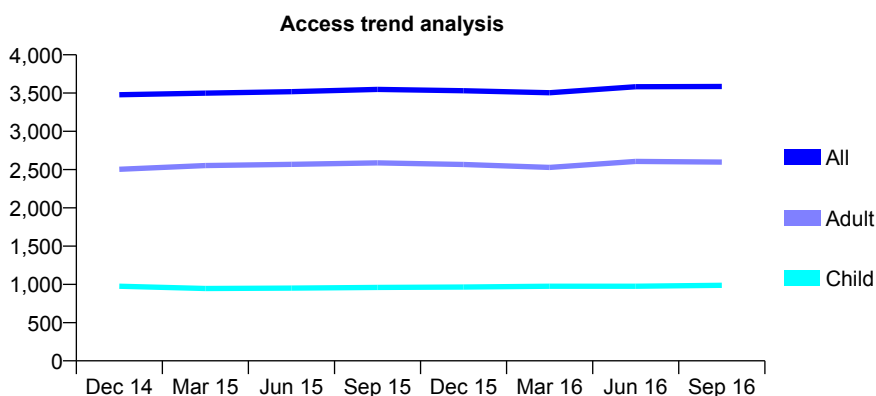
Q61 - Vital Signs At a Glance Contract Report for 105562/0001 - September 2016

Name or company name	Southend Road Dental Surgery Limited
Contract type name	GDS Contract
Purpose of contract	General
Contract start date	01/04/2008
Contract end date	

16/17 Contracted general activity (UDA)	13,304
Carry forward general activity (UDA)	0
16/17 Contracted orthodontic activity (UOA)	0
Carry forward orthodontic activity (UOA)	0
Baseline contract value	£403,385.43

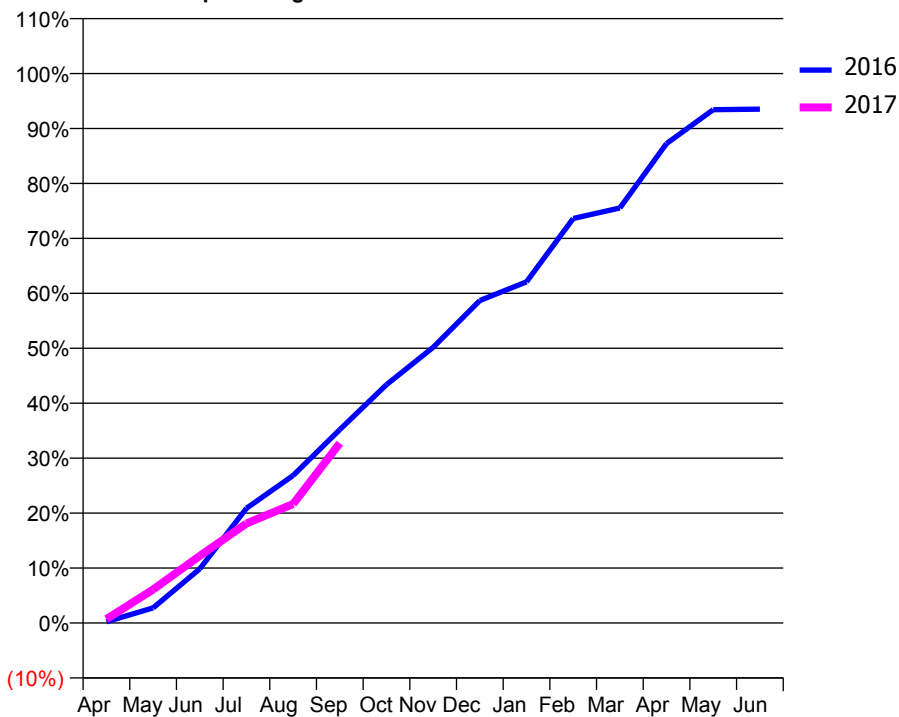
ACCESS*

Patients seen in 24 months	Total	Change since previous quarter
Quarter ending September 2015	3,548	
Quarter ending December 2015	3,530	→
Quarter ending March 2016	3,504	→
Quarter ending June 2016	3,582	↑
Quarter ending September 2016	3,586	→
Variance since September 2015	1.1%	→



ACTIVITY

Cumulative percentage of contracted UDA delivered 2016 & 2017



Month	Adjusted Scheduled Activity (UDA)	
	2016	2017
April	31	96
May	366	811
June	1,312	1,624
July	2,777	2,410
August	3,573	2,882
September	4,682	4,354
October	5,771	
November	6,674	
December	7,808	
January	8,261	
February	9,794	
March	10,050	
April	11,607	
May	12,429	
June	12,441	

QUALITY

	Quantity	Base Number	Contract	AT	Region	England
% of FP17s for the same patient ID Re-attending within 3 months - Children	49	610	8.0%	11.2%	11.8%	12.4%
% of FP17s for the same patient ID Re-attending within 3 months - Adults	216	1,473	14.7%	16.3%	17.1%	16.7%
% of FP17s for the same patient ID Re-attending between 3 & 9 months - Children	252	610	41.3%	41.5%	45.8%	57.4%
% of FP17s for the same patient ID Re-attending between 3 & 9 months - Adults	459	1,473	31.2%	35.0%	37.6%	50.5%
% of FP17s for Band 1 Urgent Courses	206	1,540	13.4%	10.8%	10.6%	9.1%
% of FP17s Relating to Free Repair or Replacements	12	1,540	0.8%	0.5%	0.6%	0.8%
% of FP17s Relating to Continuations	16	1,540	1.0%	0.9%	0.9%	1.3%
% of Patients satisfied with the dentistry they have received	2	2	N/A	89.2%	90.2%	93.2%
% of Patients satisfied with the time they had to wait for an appointment	2	2	N/A	81.5%	83.8%	89.0%

* This is based on patients treated on this contract for their most recent course of treatment. Figures in italics indicate the base number of FP17s or Patient Questionnaire responses are less than 100. N/A is shown where the base number of responses is less than 10 during the period. % is calculated as Quantity/Base number*100

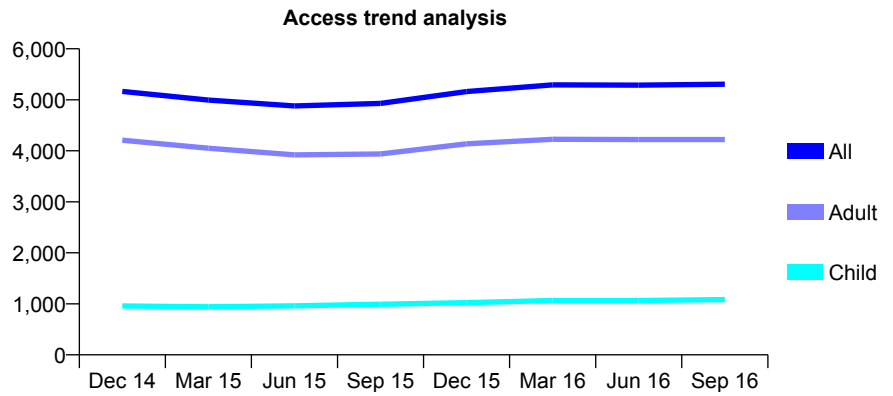
Q61 - Vital Signs At a Glance Contract Report for 105643/0001 - September 2016

Name or company name	E8 Dental Care
Contract type name	GDS Contract
Purpose of contract	General
Contract start date	01/08/2012
Contract end date	

16/17 Contracted general activity (UDA)	14,337
Carry forward general activity (UDA)	-262
16/17 Contracted orthodontic activity (UOA)	0
Carry forward orthodontic activity (UOA)	0
Baseline contract value	£354,507.48

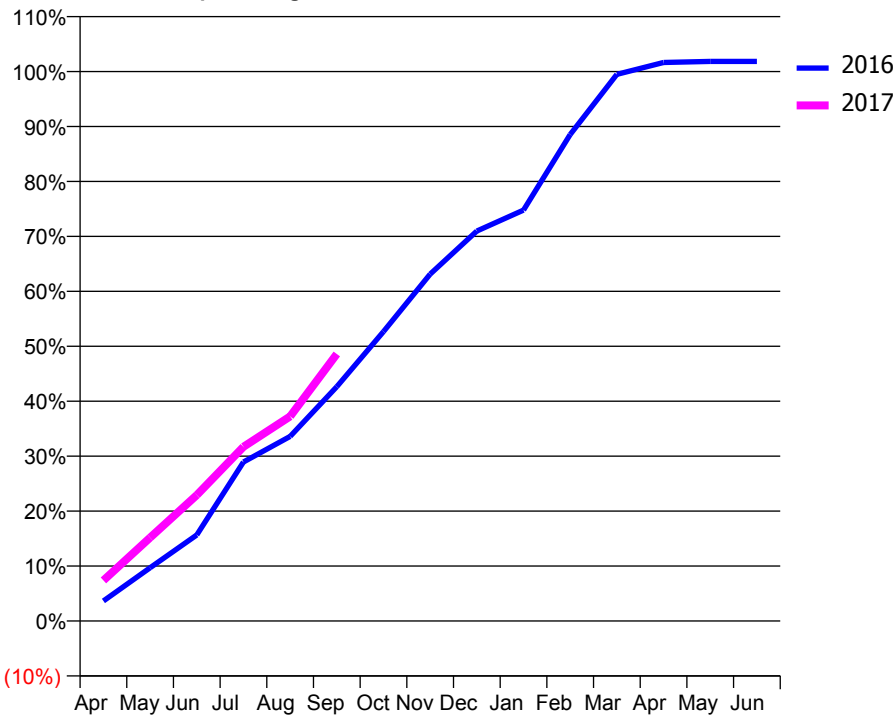
ACCESS*

Patients seen in 24 months	Total	Change since previous quarter
Quarter ending September 2015	4,930	
Quarter ending December 2015	5,161	↑
Quarter ending March 2016	5,293	↑
Quarter ending June 2016	5,288	→
Quarter ending September 2016	5,305	→
Variance since September 2015	7.6%	↑



ACTIVITY

Cumulative percentage of contracted UDA delivered 2016 & 2017



Month	Adjusted Scheduled Activity (UDA)	
	2016	2017
April	522	1,060
May	1,389	2,177
June	2,246	3,285
July	4,150	4,547
August	4,818	5,339
September	6,115	6,967
October	7,553	
November	9,052	
December	10,176	
January	10,719	
February	12,695	
March	14,261	
April	14,572	
May	14,599	
June	14,599	

QUALITY

	Quantity	Base Number	Contract	AT	Region	England
% of FP17s for the same patient ID Re-attending within 3 months - Children	45	547	8.2%	11.2%	11.8%	12.4%
% of FP17s for the same patient ID Re-attending within 3 months - Adults	297	1,874	15.8%	16.3%	17.1%	16.7%
% of FP17s for the same patient ID Re-attending between 3 & 9 months - Children	173	547	31.6%	41.5%	45.8%	57.4%
% of FP17s for the same patient ID Re-attending between 3 & 9 months - Adults	532	1,874	28.4%	35.0%	37.6%	50.5%
% of FP17s for Band 1 Urgent Courses	421	2,287	18.4%	10.8%	10.6%	9.1%
% of FP17s Relating to Free Repair or Replacements	23	2,287	1.0%	0.5%	0.6%	0.8%
% of FP17s Relating to Continuations	8	2,287	0.3%	0.9%	0.9%	1.3%
% of Patients satisfied with the dentistry they have received	2	2	N/A	89.2%	90.2%	93.2%
% of Patients satisfied with the time they had to wait for an appointment	2	2	N/A	81.5%	83.8%	89.0%

* This is based on patients treated on this contract for their most recent course of treatment. Figures in italics indicate the base number of FP17s or Patient Questionnaire responses are less than 100. N/A is shown where the base number of responses is less than 10 during the period. % is calculated as Quantity/Base number*100

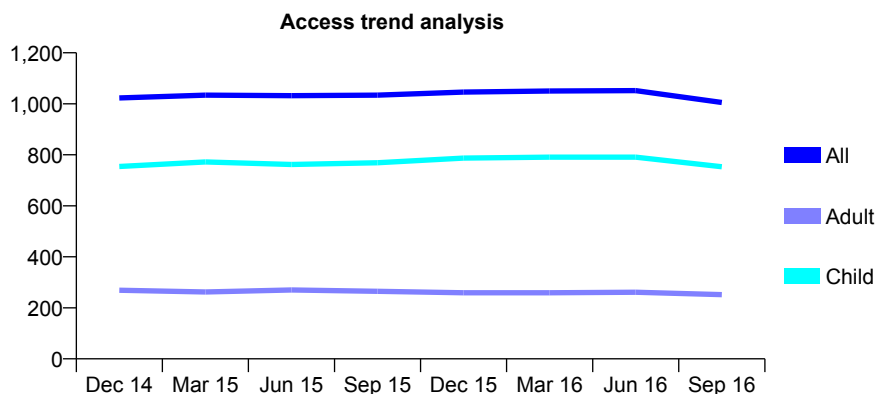
Q61 - Vital Signs At a Glance Contract Report for 105910/0001 - September 2016

Name or company name	Cavendish House Dental Surgery
Contract type name	GDS Contract
Purpose of contract	General
Contract start date	01/08/2007
Contract end date	

16/17 Contracted general activity (UDA)	3,096
Carry forward general activity (UDA)	0
16/17 Contracted orthodontic activity (UOA)	0
Carry forward orthodontic activity (UOA)	0
Baseline contract value	£66,656.37

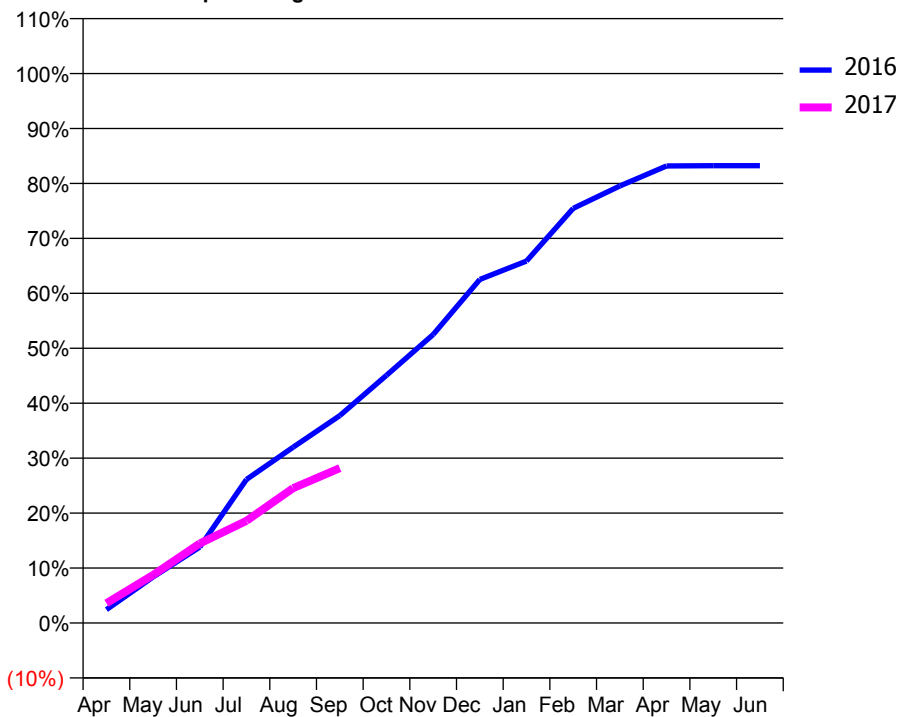
ACCESS*

Patients seen in 24 months	Total	Change since previous quarter
Quarter ending September 2015	1,034	
Quarter ending December 2015	1,046	→
Quarter ending March 2016	1,050	→
Quarter ending June 2016	1,052	→
Quarter ending September 2016	1,005	↓
Variance since September 2015	(2.8%)	↓



ACTIVITY

Cumulative percentage of contracted UDA delivered 2016 & 2017



Month	Adjusted Scheduled Activity (UDA)	
	2016	2017
April	75	112
May	259	271
June	428	448
July	809	576
August	991	760
September	1,169	873
October	1,396	
November	1,625	
December	1,935	
January	2,039	
February	2,336	
March	2,462	
April	2,575	
May	2,576	
June	2,576	

QUALITY

	Quantity	Base Number	Contract	AT	Region	England
% of FP17s for the same patient ID Re-attending within 3 months - Children	20	477	4.2%	11.2%	11.8%	12.4%
% of FP17s for the same patient ID Re-attending within 3 months - Adults	14	108	13.0%	16.3%	17.1%	16.7%
% of FP17s for the same patient ID Re-attending between 3 & 9 months - Children	255	477	53.5%	41.5%	45.8%	57.4%
% of FP17s for the same patient ID Re-attending between 3 & 9 months - Adults	42	108	38.9%	35.0%	37.6%	50.5%
% of FP17s for Band 1 Urgent Courses	20	521	3.8%	10.8%	10.6%	9.1%
% of FP17s Relating to Free Repair or Replacements	0	521	0.0%	0.5%	0.6%	0.8%
% of FP17s Relating to Continuations	0	521	0.0%	0.9%	0.9%	1.3%
% of Patients satisfied with the dentistry they have received	1	1	N/A	89.2%	90.2%	93.2%
% of Patients satisfied with the time they had to wait for an appointment	1	1	N/A	81.5%	83.8%	89.0%

* This is based on patients treated on this contract for their most recent course of treatment. Figures in italics indicate the base number of FP17s or Patient Questionnaire responses are less than 100. N/A is shown where the base number of responses is less than 10 during the period. % is calculated as Quantity/Base number*100

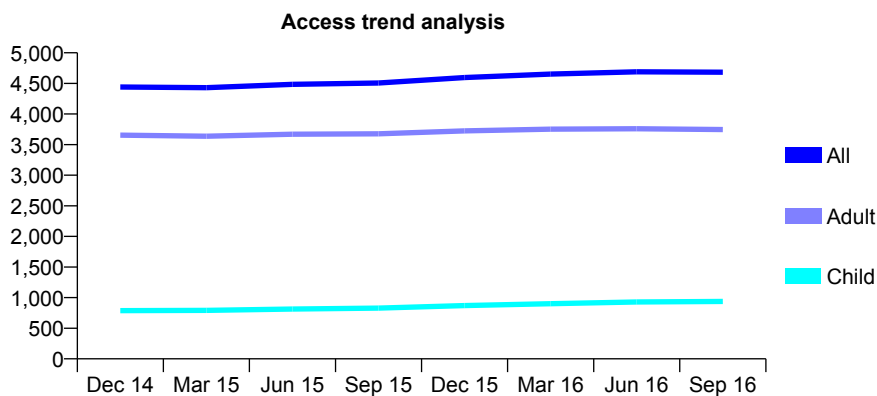
Q61 - Vital Signs At a Glance Contract Report for 106143/0001 - September 2016

Name or company name	M & D Healthcare LTD
Contract type name	GDS Contract
Purpose of contract	General
Contract start date	01/04/2010
Contract end date	

16/17 Contracted general activity (UDA)	11,000
Carry forward general activity (UDA)	0
16/17 Contracted orthodontic activity (UOA)	0
Carry forward orthodontic activity (UOA)	0
Baseline contract value	£434,425.89

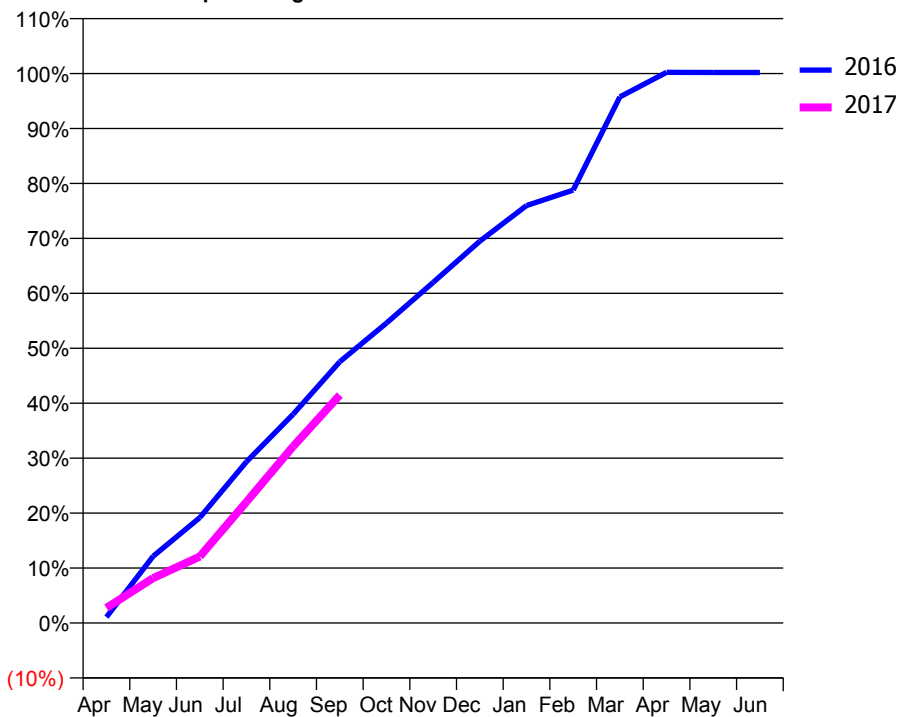
ACCESS*

Patients seen in 24 months	Total	Change since previous quarter
Quarter ending September 2015	4,507	
Quarter ending December 2015	4,596	→
Quarter ending March 2016	4,653	→
Quarter ending June 2016	4,689	→
Quarter ending September 2016	4,684	→
Variance since September 2015	3.9%	↑



ACTIVITY

Cumulative percentage of contracted UDA delivered 2016 & 2017



Month	Adjusted Scheduled Activity (UDA)	
	2016	2017
April	118	303
May	1,335	898
June	2,110	1,329
July	3,230	2,426
August	4,179	3,537
September	5,232	4,562
October	6,005	
November	6,819	
December	7,645	
January	8,356	
February	8,666	
March	10,533	
April	11,022	
May	11,021	
June	11,019	

QUALITY

	Quantity	Base Number	Contract	AT	Region	England
% of FP17s for the same patient ID Re-attending within 3 months - Children	36	494	7.3%	11.2%	11.8%	12.4%
% of FP17s for the same patient ID Re-attending within 3 months - Adults	267	1,848	14.4%	16.3%	17.1%	16.7%
% of FP17s for the same patient ID Re-attending between 3 & 9 months - Children	190	494	38.5%	41.5%	45.8%	57.4%
% of FP17s for the same patient ID Re-attending between 3 & 9 months - Adults	452	1,848	24.5%	35.0%	37.6%	50.5%
% of FP17s for Band 1 Urgent Courses	287	1,812	15.8%	10.8%	10.6%	9.1%
% of FP17s Relating to Free Repair or Replacements	3	1,812	0.2%	0.5%	0.6%	0.8%
% of FP17s Relating to Continuations	3	1,812	0.2%	0.9%	0.9%	1.3%
% of Patients satisfied with the dentistry they have received	1	1	N/A	89.2%	90.2%	93.2%
% of Patients satisfied with the time they had to wait for an appointment	1	1	N/A	81.5%	83.8%	89.0%

* This is based on patients treated on this contract for their most recent course of treatment. Figures in italics indicate the base number of FP17s or Patient Questionnaire responses are less than 100. N/A is shown where the base number of responses is less than 10 during the period. % is calculated as Quantity/Base number*100

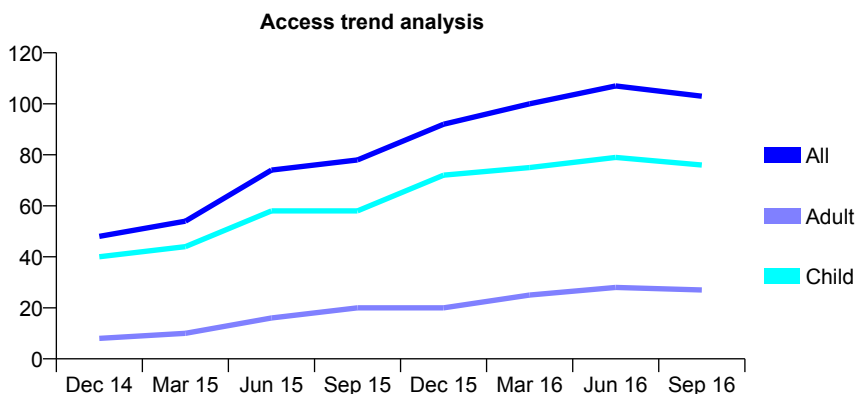
Q61 - Vital Signs At a Glance Contract Report for 107042/0002 - September 2016

Name or company name	Sudhir Thakerar & Partners
Contract type name	GDS Contract
Purpose of contract	General
Contract start date	01/08/2014
Contract end date	

16/17 Contracted general activity (UDA)	245
Carry forward general activity (UDA)	-3
16/17 Contracted orthodontic activity (UOA)	0
Carry forward orthodontic activity (UOA)	0
Baseline contract value	£7,884.80

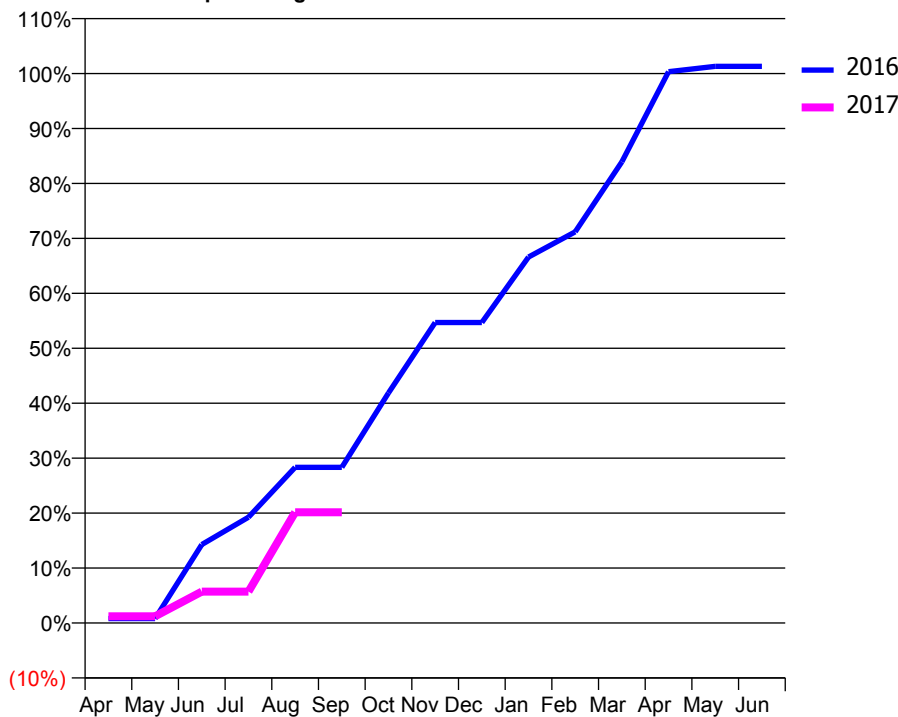
ACCESS*

Patients seen in 24 months	Total	Change since previous quarter
Quarter ending September 2015	78	
Quarter ending December 2015	92	↑
Quarter ending March 2016	100	↑
Quarter ending June 2016	107	↑
Quarter ending September 2016	103	↓
Variance since September 2015	32.1%	↑



ACTIVITY

Cumulative percentage of contracted UDA delivered 2016 & 2017



Month	Adjusted Scheduled Activity (UDA)	
	2016	2017
April	2	3
May	2	3
June	35	14
July	47	14
August	69	49
September	69	49
October	103	
November	134	
December	134	
January	163	
February	174	
March	206	
April	246	
May	248	
June	248	

QUALITY

	Quantity	Base Number	Contract	AT	Region	England
% of FP17s for the same patient ID Re-attending within 3 months - Children	0	22	0.0%	11.2%	11.8%	12.4%
% of FP17s for the same patient ID Re-attending within 3 months - Adults	3	16	18.8%	16.3%	17.1%	16.7%
% of FP17s for the same patient ID Re-attending between 3 & 9 months - Children	12	22	54.5%	41.5%	45.8%	57.4%
% of FP17s for the same patient ID Re-attending between 3 & 9 months - Adults	5	16	31.3%	35.0%	37.6%	50.5%
% of FP17s for Band 1 Urgent Courses	2	25	8.0%	10.8%	10.6%	9.1%
% of FP17s Relating to Free Repair or Replacements	0	25	0.0%	0.5%	0.6%	0.8%
% of FP17s Relating to Continuations	0	25	0.0%	0.9%	0.9%	1.3%
% of Patients satisfied with the dentistry they have received	0	0	N/A	89.2%	90.2%	93.2%
% of Patients satisfied with the time they had to wait for an appointment	0	0	N/A	81.5%	83.8%	89.0%

* This is based on patients treated on this contract for their most recent course of treatment. Figures in italics indicate the base number of FP17s or Patient Questionnaire responses are less than 100. N/A is shown where the base number of responses is less than 10 during the period. % is calculated as Quantity/Base number*100

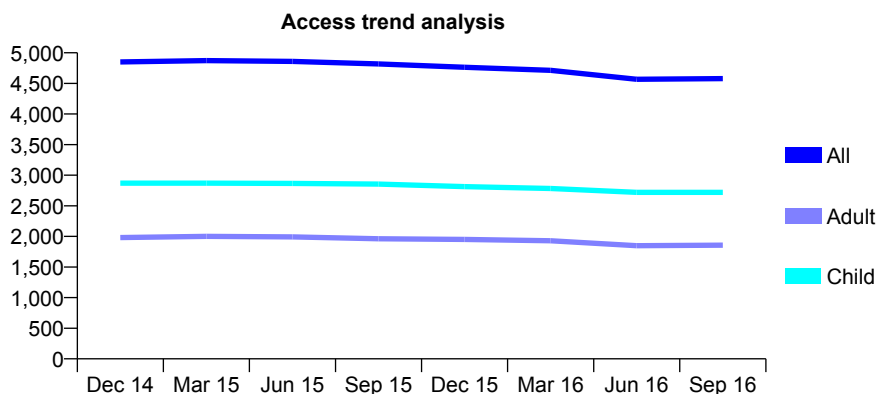
Q61 - Vital Signs At a Glance Contract Report for 109061/0001 - September 2016

Name or company name	Davidoff Dental Practice
Contract type name	GDS Contract
Purpose of contract	General and Orthodontic
Contract start date	23/11/2012
Contract end date	

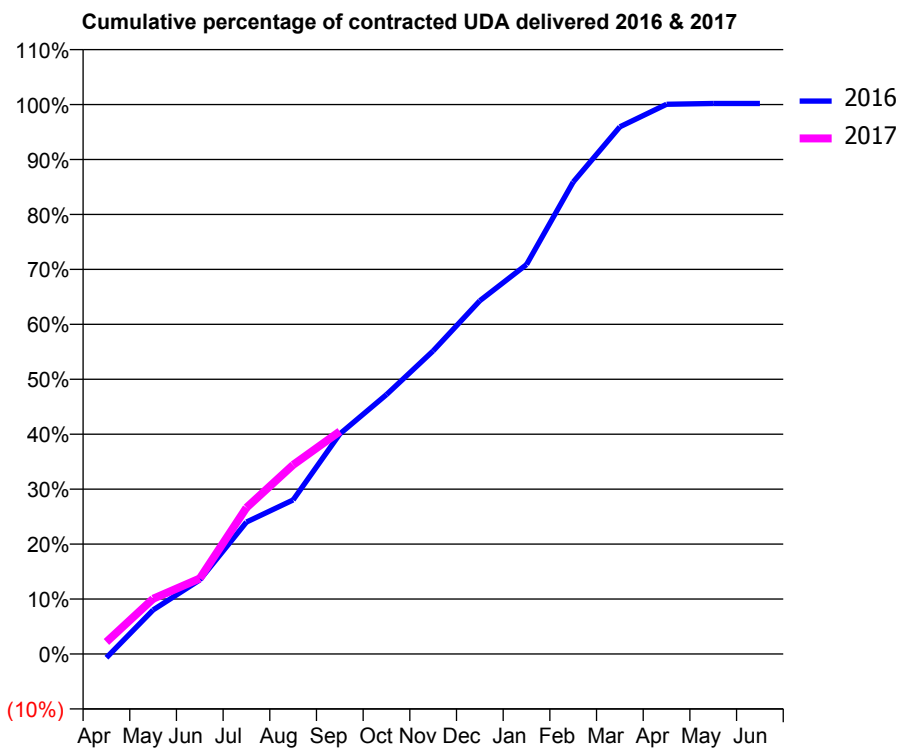
16/17 Contracted general activity (UDA)	14,478
Carry forward general activity (UDA)	0
16/17 Contracted orthodontic activity (UOA)	1,420
Carry forward orthodontic activity (UOA)	0
Baseline contract value	£514,041.94

ACCESS*

Patients seen in 24 months	Total	Change since previous quarter
Quarter ending September 2015	4,818	
Quarter ending December 2015	4,764	↓
Quarter ending March 2016	4,714	↓
Quarter ending June 2016	4,567	↓
Quarter ending September 2016	4,579	→
Variance since September 2015	(5.0%)	↓



ACTIVITY



Month	Adjusted Scheduled Activity (UDA)	
	2016	2017
April	-101	318
May	1,160	1,458
June	1,951	1,992
July	3,476	3,857
August	4,059	4,985
September	5,799	5,865
October	6,835	
November	7,986	
December	9,309	
January	10,262	
February	12,436	
March	13,892	
April	14,484	
May	14,507	
June	14,507	

QUALITY

	Quantity	Base Number	Contract	AT	Region	England
% of FP17s for the same patient ID Re-attending within 3 months - Children	334	2,077	16.1%	11.2%	11.8%	12.4%
% of FP17s for the same patient ID Re-attending within 3 months - Adults	282	1,240	22.7%	16.3%	17.1%	16.7%
% of FP17s for the same patient ID Re-attending between 3 & 9 months - Children	1,054	2,077	50.7%	41.5%	45.8%	57.4%
% of FP17s for the same patient ID Re-attending between 3 & 9 months - Adults	613	1,240	49.4%	35.0%	37.6%	50.5%
% of FP17s for Band 1 Urgent Courses	486	2,849	17.1%	10.8%	10.6%	9.1%
% of FP17s Relating to Free Repair or Replacements	0	2,849	0.0%	0.5%	0.6%	0.8%
% of FP17s Relating to Continuations	2	2,849	0.1%	0.9%	0.9%	1.3%
% of Patients satisfied with the dentistry they have received	1	2	N/A	89.2%	90.2%	93.2%
% of Patients satisfied with the time they had to wait for an appointment	1	2	N/A	81.5%	83.8%	89.0%

* This is based on patients treated on this contract for their most recent course of treatment. Figures in italics indicate the base number of FP17s or Patient Questionnaire responses are less than 100. N/A is shown where the base number of responses is less than 10 during the period. % is calculated as Quantity/Base number*100

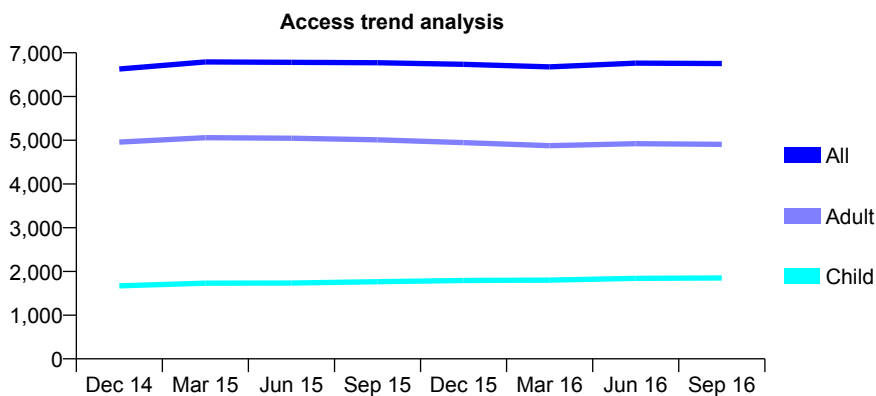
Q61 - Vital Signs At a Glance Contract Report for 109665/0001 - September 2016

Name or company name	Woodford Dental Care
Contract type name	Pilot Contract
Purpose of contract	General and Orthodontic
Contract start date	01/11/2006
Contract end date	

16/17 Contracted general activity (UDA)	15,510
Carry forward general activity (UDA)	0
16/17 Contracted orthodontic activity (UOA)	215
Carry forward orthodontic activity (UOA)	0
Baseline contract value	£530,745.20

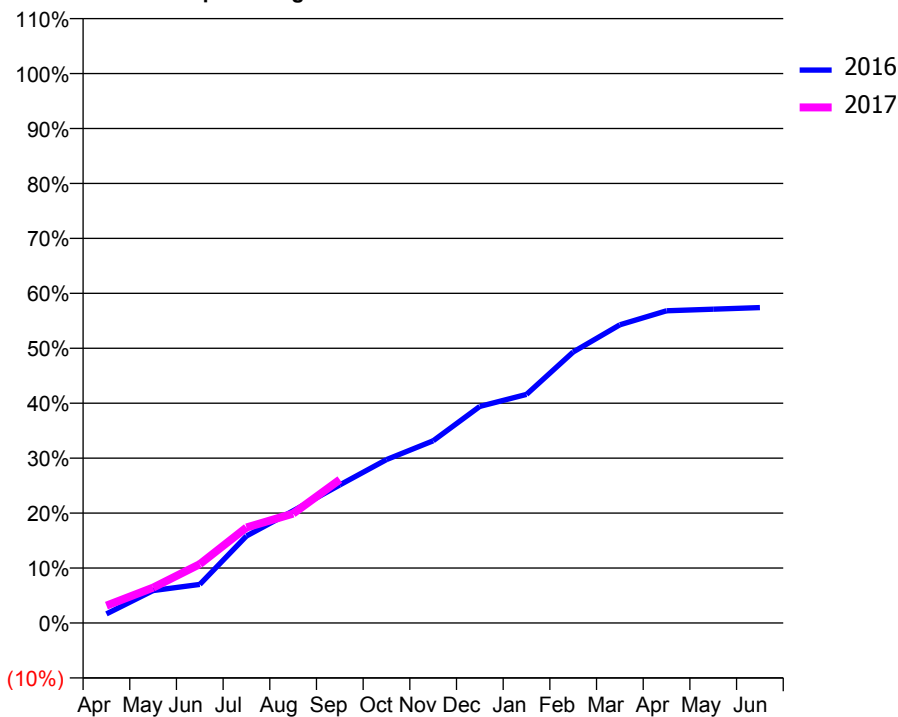
ACCESS*

Patients seen in 24 months	Total	Change since previous quarter
Quarter ending September 2015	6,773	
Quarter ending December 2015	6,737	→
Quarter ending March 2016	6,678	→
Quarter ending June 2016	6,763	→
Quarter ending September 2016	6,755	→
Variance since September 2015	(0.3%)	→



ACTIVITY

Cumulative percentage of contracted UDA delivered 2016 & 2017



Month	Adjusted Scheduled Activity (UDA)	
	2016	2017
April	259	490
May	916	999
June	1,090	1,663
July	2,455	2,697
August	3,168	3,089
September	3,897	4,048
October	4,613	
November	5,142	
December	6,114	
January	6,454	
February	7,648	
March	8,416	
April	8,814	
May	8,860	
June	8,904	

QUALITY

	Quantity	Base Number	Contract	AT	Region	England
% of FP17s for the same patient ID Re-attending within 3 months - Children	93	1,221	7.6%	11.2%	11.8%	12.4%
% of FP17s for the same patient ID Re-attending within 3 months - Adults	288	2,211	13.0%	16.3%	17.1%	16.7%
% of FP17s for the same patient ID Re-attending between 3 & 9 months - Children	531	1,221	43.5%	41.5%	45.8%	57.4%
% of FP17s for the same patient ID Re-attending between 3 & 9 months - Adults	529	2,211	23.9%	35.0%	37.6%	50.5%
% of FP17s for Band 1 Urgent Courses	304	2,625	11.6%	10.8%	10.6%	9.1%
% of FP17s Relating to Free Repair or Replacements	2	2,625	0.1%	0.5%	0.6%	0.8%
% of FP17s Relating to Continuations	2	2,625	0.1%	0.9%	0.9%	1.3%
% of Patients satisfied with the dentistry they have received	2	2	N/A	89.2%	90.2%	93.2%
% of Patients satisfied with the time they had to wait for an appointment	2	2	N/A	81.5%	83.8%	89.0%

* This is based on patients treated on this contract for their most recent course of treatment. Figures in italics indicate the base number of FP17s or Patient Questionnaire responses are less than 100. N/A is shown where the base number of responses is less than 10 during the period. % is calculated as Quantity/Base number*100

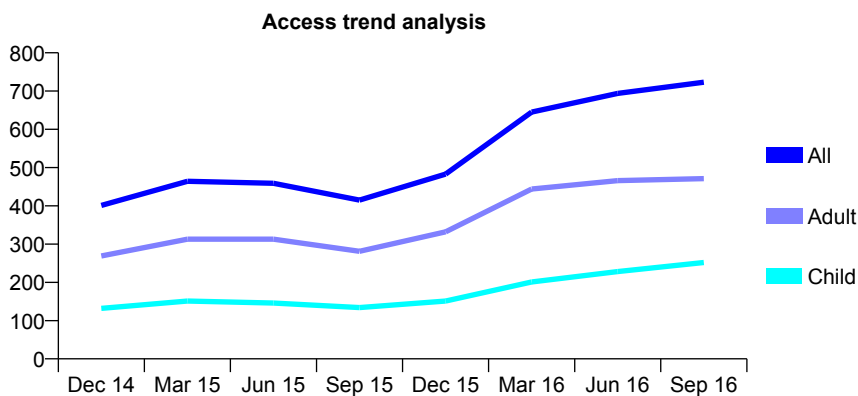
Q61 - Vital Signs At a Glance Contract Report for 109959/0001 - September 2016

Name or company name	Dr I Sapiro & Dr A Stogios
Contract type name	GDS Contract
Purpose of contract	General
Contract start date	01/01/2012
Contract end date	

16/17 Contracted general activity (UDA)	1,272
Carry forward general activity (UDA)	1
16/17 Contracted orthodontic activity (UOA)	0
Carry forward orthodontic activity (UOA)	0
Baseline contract value	£35,381.92

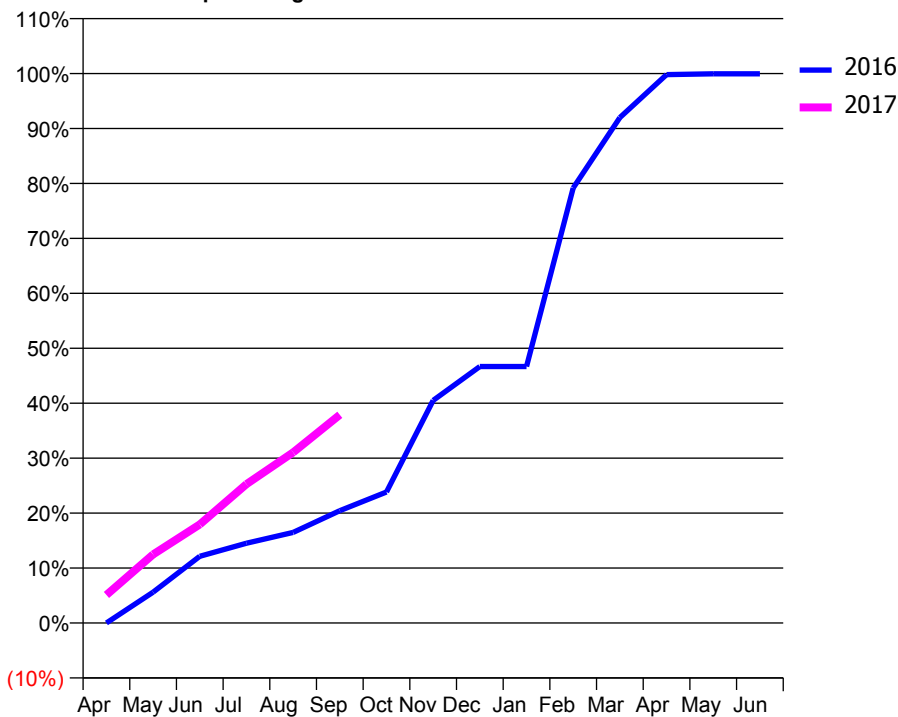
ACCESS*

Patients seen in 24 months	Total	Change since previous quarter
Quarter ending September 2015	415	
Quarter ending December 2015	483	↑
Quarter ending March 2016	645	↑
Quarter ending June 2016	694	↑
Quarter ending September 2016	723	↑
Variance since September 2015	74.2%	↑



ACTIVITY

Cumulative percentage of contracted UDA delivered 2016 & 2017



Month	Adjusted Scheduled Activity (UDA)	
	2016	2017
April	0	65
May	72	159
June	155	228
July	185	321
August	210	395
September	260	482
October	303	
November	515	
December	594	
January	594	
February	1,007	
March	1,170	
April	1,269	
May	1,271	
June	1,271	

QUALITY

	Quantity	Base Number	Contract	AT	Region	England
% of FP17s for the same patient ID Re-attending within 3 months - Children	1	156	0.6%	11.2%	11.8%	12.4%
% of FP17s for the same patient ID Re-attending within 3 months - Adults	11	128	8.6%	16.3%	17.1%	16.7%
% of FP17s for the same patient ID Re-attending between 3 & 9 months - Children	58	156	37.2%	41.5%	45.8%	57.4%
% of FP17s for the same patient ID Re-attending between 3 & 9 months - Adults	33	128	25.8%	35.0%	37.6%	50.5%
% of FP17s for Band 1 Urgent Courses	10	258	3.9%	10.8%	10.6%	9.1%
% of FP17s Relating to Free Repair or Replacements	0	258	0.0%	0.5%	0.6%	0.8%
% of FP17s Relating to Continuations	0	258	0.0%	0.9%	0.9%	1.3%
% of Patients satisfied with the dentistry they have received	0	0	N/A	89.2%	90.2%	93.2%
% of Patients satisfied with the time they had to wait for an appointment	0	0	N/A	81.5%	83.8%	89.0%

* This is based on patients treated on this contract for their most recent course of treatment. Figures in italics indicate the base number of FP17s or Patient Questionnaire responses are less than 100. N/A is shown where the base number of responses is less than 10 during the period. % is calculated as Quantity/Base number*100

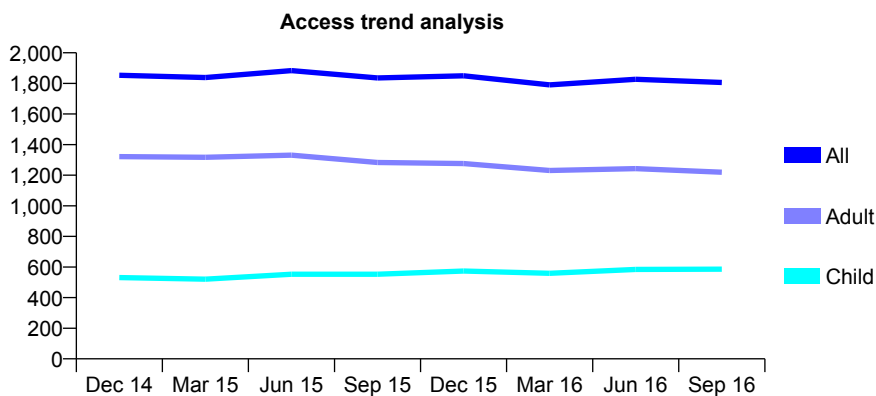
Q61 - Vital Signs At a Glance Contract Report for 110043/0001 - September 2016

Name or company name	Care Dental Practice
Contract type name	GDS Contract
Purpose of contract	General
Contract start date	01/10/2007
Contract end date	

16/17 Contracted general activity (UDA)	5,915
Carry forward general activity (UDA)	0
16/17 Contracted orthodontic activity (UOA)	0
Carry forward orthodontic activity (UOA)	0
Baseline contract value	£186,083.11

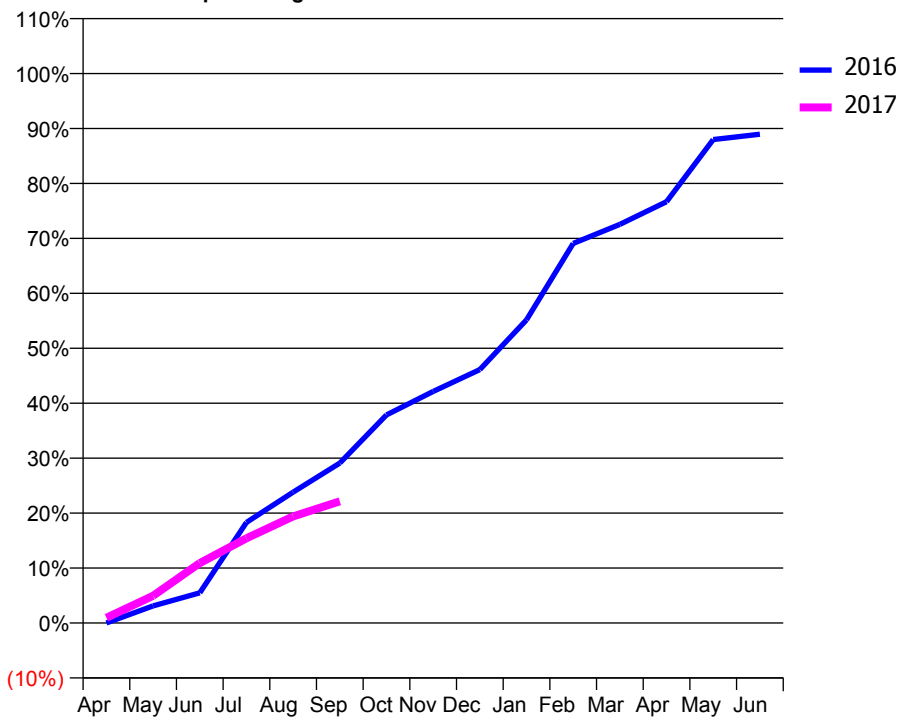
ACCESS*

Patients seen in 24 months	Total	Change since previous quarter
Quarter ending September 2015	1,836	
Quarter ending December 2015	1,850	→
Quarter ending March 2016	1,790	↓
Quarter ending June 2016	1,827	↑
Quarter ending September 2016	1,806	↓
Variance since September 2015	(1.6%)	↓



ACTIVITY

Cumulative percentage of contracted UDA delivered 2016 & 2017



Adjusted Scheduled Activity (UDA)

Month	2016	2017
April	0	57
May	184	294
June	325	645
July	1,083	912
August	1,409	1,148
September	1,722	1,310
October	2,239	
November	2,492	
December	2,728	
January	3,264	
February	4,085	
March	4,292	
April	4,535	
May	5,203	
June	5,261	

QUALITY

	Quantity	Base Number	Contract	AT	Region	England
% of FP17s for the same patient ID Re-attending within 3 months - Children	26	247	10.5%	11.2%	11.8%	12.4%
% of FP17s for the same patient ID Re-attending within 3 months - Adults	120	564	21.3%	16.3%	17.1%	16.7%
% of FP17s for the same patient ID Re-attending between 3 & 9 months - Children	56	247	22.7%	41.5%	45.8%	57.4%
% of FP17s for the same patient ID Re-attending between 3 & 9 months - Adults	112	564	19.9%	35.0%	37.6%	50.5%
% of FP17s for Band 1 Urgent Courses	106	518	20.5%	10.8%	10.6%	9.1%
% of FP17s Relating to Free Repair or Replacements	1	518	0.2%	0.5%	0.6%	0.8%
% of FP17s Relating to Continuations	2	518	0.4%	0.9%	0.9%	1.3%
% of Patients satisfied with the dentistry they have received	0	0	N/A	89.2%	90.2%	93.2%
% of Patients satisfied with the time they had to wait for an appointment	0	0	N/A	81.5%	83.8%	89.0%

* This is based on patients treated on this contract for their most recent course of treatment. Figures in italics indicate the base number of FP17s or Patient Questionnaire responses are less than 100. N/A is shown where the base number of responses is less than 10 during the period. % is calculated as Quantity/Base number*100

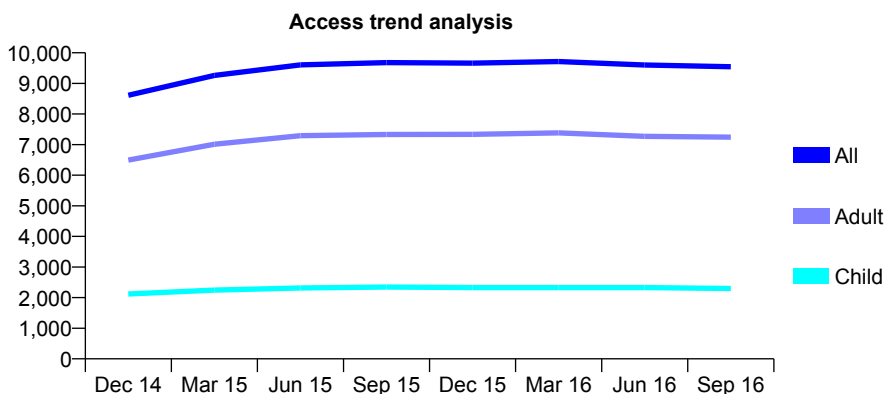
Q61 - Vital Signs At a Glance Contract Report for 110167/0001 - September 2016

Name or company name	Mr K Esmail and M K Velji
Contract type name	GDS Contract
Purpose of contract	General
Contract start date	01/05/2013
Contract end date	

16/17 Contracted general activity (UDA)	26,714
Carry forward general activity (UDA)	338
16/17 Contracted orthodontic activity (UOA)	0
Carry forward orthodontic activity (UOA)	0
Baseline contract value	£707,932.75

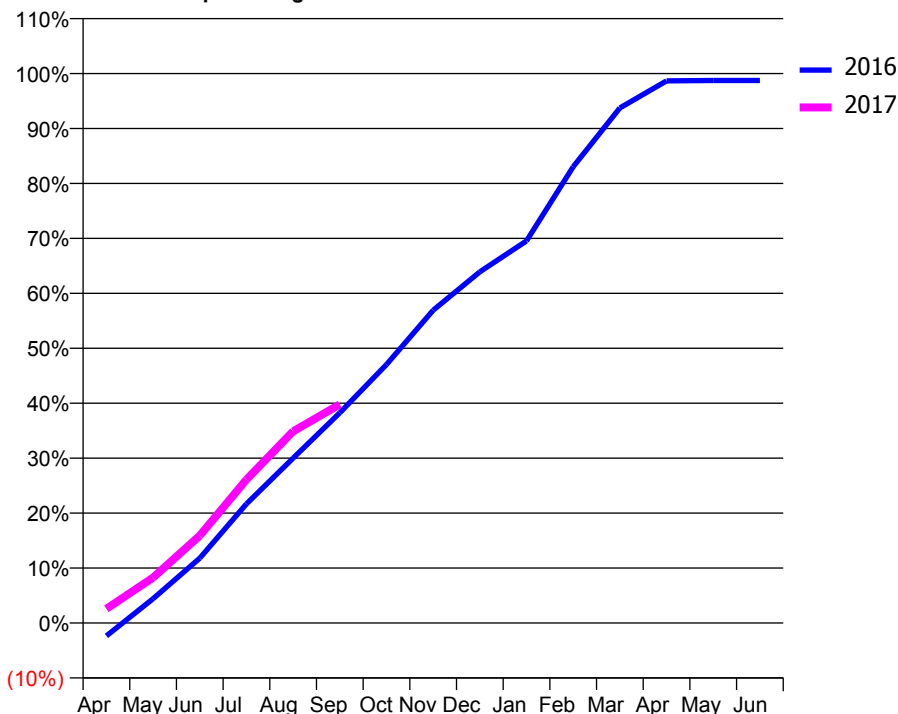
ACCESS*

Patients seen in 24 months	Total	Change since previous quarter
Quarter ending September 2015	9,678	
Quarter ending December 2015	9,662	→
Quarter ending March 2016	9,715	→
Quarter ending June 2016	9,600	↓
Quarter ending September 2016	9,545	→
Variance since September 2015	(1.4%)	↓



ACTIVITY

Cumulative percentage of contracted UDA delivered 2016 & 2017



Adjusted Scheduled Activity (UDA)

Month	2016	2017
April	-634	694
May	1,182	2,205
June	3,153	4,251
July	5,794	6,969
August	8,014	9,320
September	10,221	10,628
October	12,565	
November	15,202	
December	17,074	
January	18,577	
February	22,181	
March	25,037	
April	26,353	
May	26,376	
June	26,376	

QUALITY

	Quantity	Base Number	Contract	AT	Region	England
% of FP17s for the same patient ID Re-attending within 3 months - Children	108	1,287	8.4%	11.2%	11.8%	12.4%
% of FP17s for the same patient ID Re-attending within 3 months - Adults	703	3,727	18.9%	16.3%	17.1%	16.7%
% of FP17s for the same patient ID Re-attending between 3 & 9 months - Children	467	1,287	36.3%	41.5%	45.8%	57.4%
% of FP17s for the same patient ID Re-attending between 3 & 9 months - Adults	1,257	3,727	33.7%	35.0%	37.6%	50.5%
% of FP17s for Band 1 Urgent Courses	654	4,544	14.4%	10.8%	10.6%	9.1%
% of FP17s Relating to Free Repair or Replacements	13	4,544	0.3%	0.5%	0.6%	0.8%
% of FP17s Relating to Continuations	76	4,544	1.7%	0.9%	0.9%	1.3%
% of Patients satisfied with the dentistry they have received	7	7	N/A	89.2%	90.2%	93.2%
% of Patients satisfied with the time they had to wait for an appointment	7	7	N/A	81.5%	83.8%	89.0%

* This is based on patients treated on this contract for their most recent course of treatment. Figures in italics indicate the base number of FP17s or Patient Questionnaire responses are less than 100. N/A is shown where the base number of responses is less than 10 during the period. % is calculated as Quantity/Base number*100

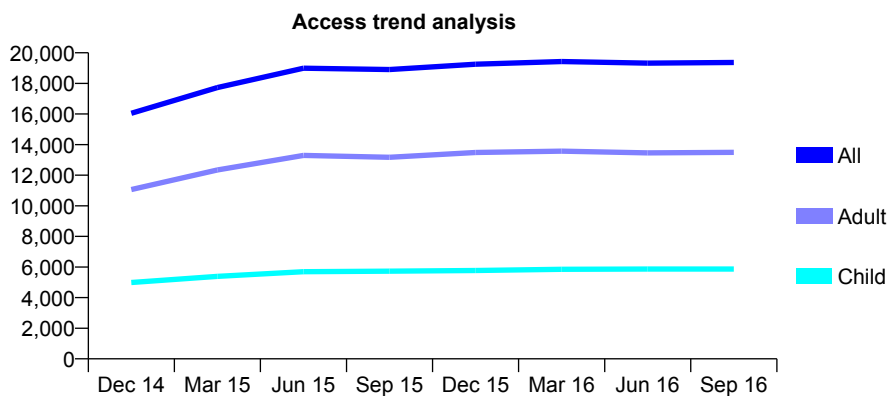
Q61 - Vital Signs At a Glance Contract Report for 110167/0002 - September 2016

Name or company name	Mr K Esmail and M K Velji
Contract type name	GDS Contract
Purpose of contract	General
Contract start date	01/05/2013
Contract end date	

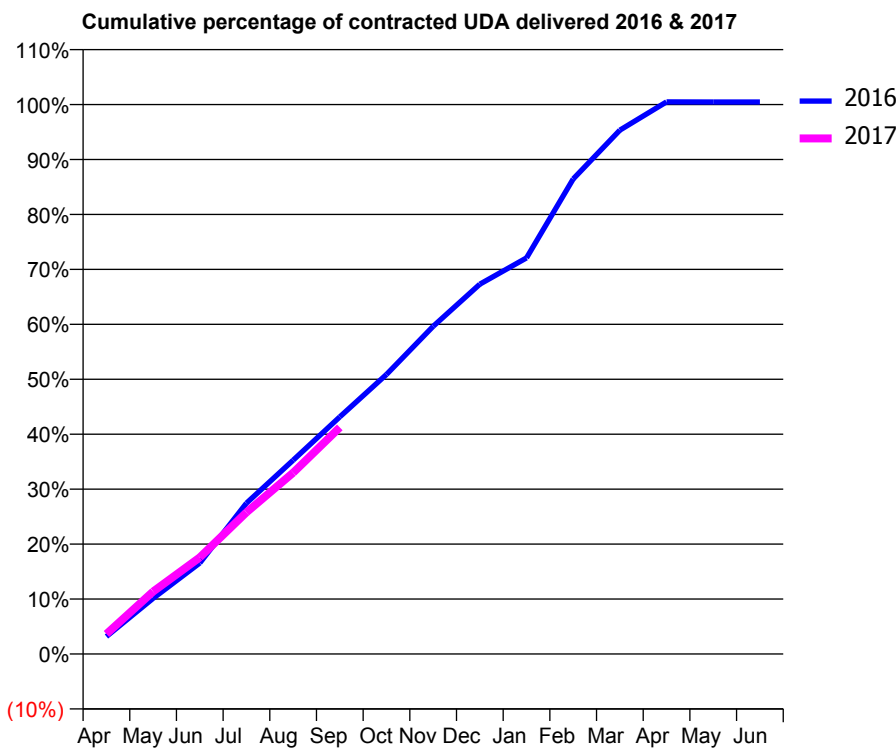
16/17 Contracted general activity (UDA)	53,705
Carry forward general activity (UDA)	0
16/17 Contracted orthodontic activity (UOA)	0
Carry forward orthodontic activity (UOA)	0
Baseline contract value	£1,449,493.54

ACCESS*

Patients seen in 24 months	Total	Change since previous quarter
Quarter ending September 2015	18,903	
Quarter ending December 2015	19,258	→
Quarter ending March 2016	19,426	→
Quarter ending June 2016	19,327	→
Quarter ending September 2016	19,370	→
Variance since September 2015	2.5%	↑



ACTIVITY



Month	Adjusted Scheduled Activity (UDA)	
	2016	2017
April	1,709	1,956
May	5,440	6,110
June	8,890	9,438
July	14,753	13,851
August	18,937	17,715
September	23,174	22,150
October	27,325	
November	32,029	
December	36,143	
January	38,714	
February	46,430	
March	51,204	
April	53,959	
May	53,953	
June	53,953	

QUALITY

	Quantity	Base Number	Contract	AT	Region	England
% of FP17s for the same patient ID Re-attending within 3 months - Children	239	3,026	7.9%	11.2%	11.8%	12.4%
% of FP17s for the same patient ID Re-attending within 3 months - Adults	1,114	6,594	16.9%	16.3%	17.1%	16.7%
% of FP17s for the same patient ID Re-attending between 3 & 9 months - Children	883	3,026	29.2%	41.5%	45.8%	57.4%
% of FP17s for the same patient ID Re-attending between 3 & 9 months - Adults	1,914	6,594	29.0%	35.0%	37.6%	50.5%
% of FP17s for Band 1 Urgent Courses	1,457	8,588	17.0%	10.8%	10.6%	9.1%
% of FP17s Relating to Free Repair or Replacements	30	8,588	0.3%	0.5%	0.6%	0.8%
% of FP17s Relating to Continuations	57	8,588	0.7%	0.9%	0.9%	1.3%
% of Patients satisfied with the dentistry they have received	13	13	100.0%	89.2%	90.2%	93.2%
% of Patients satisfied with the time they had to wait for an appointment	9	13	69.2%	81.5%	83.8%	89.0%

* This is based on patients treated on this contract for their most recent course of treatment. Figures in italics indicate the base number of FP17s or Patient Questionnaire responses are less than 100. N/A is shown where the base number of responses is less than 10 during the period. % is calculated as Quantity/Base number*100

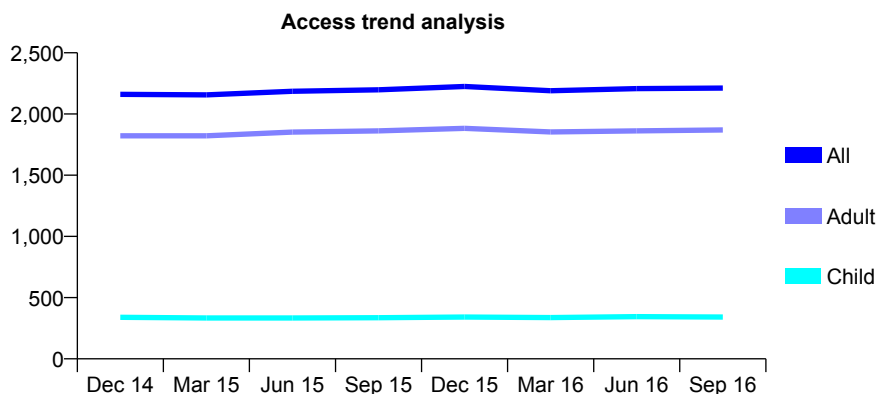
Q61 - Vital Signs At a Glance Contract Report for 110175/0001 - September 2016

Name or company name	Dr N Radia and Dr K Rughani
Contract type name	GDS Contract
Purpose of contract	General
Contract start date	03/12/2012
Contract end date	

16/17 Contracted general activity (UDA)	6,929
Carry forward general activity (UDA)	216
16/17 Contracted orthodontic activity (UOA)	0
Carry forward orthodontic activity (UOA)	0
Baseline contract value	£188,191.33

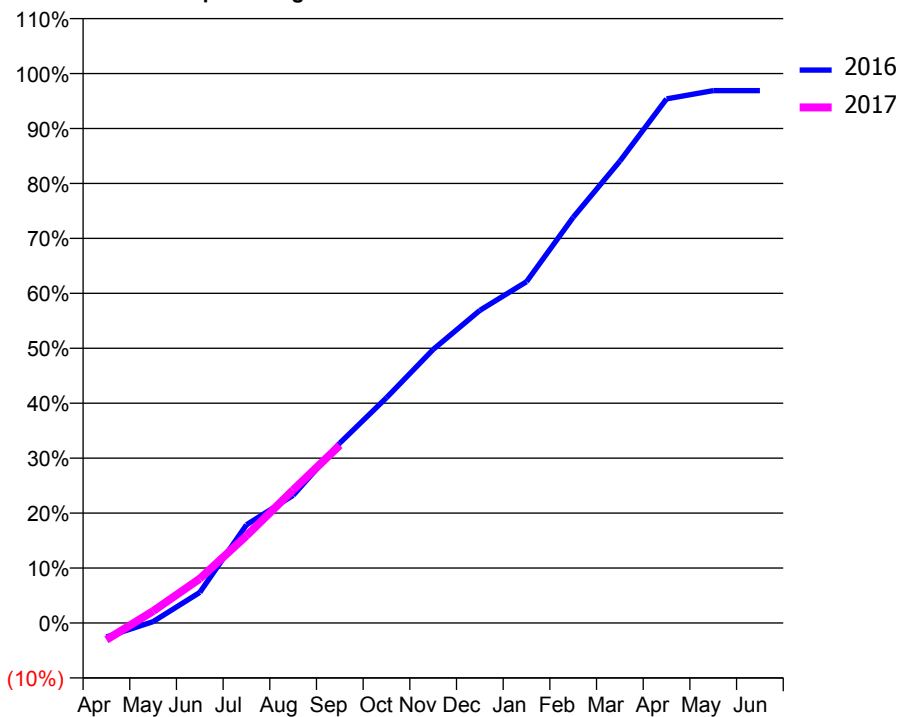
ACCESS*

Patients seen in 24 months	Total	Change since previous quarter
Quarter ending September 2015	2,198	
Quarter ending December 2015	2,225	→
Quarter ending March 2016	2,190	↓
Quarter ending June 2016	2,207	→
Quarter ending September 2016	2,212	→
Variance since September 2015	0.6%	→



ACTIVITY

Cumulative percentage of contracted UDA delivered 2016 & 2017



Month	Adjusted Scheduled Activity (UDA)	
	2016	2017
April	-178	-213
May	17	151
June	386	559
July	1,238	1,100
August	1,610	1,677
September	2,269	2,241
October	2,840	
November	3,450	
December	3,942	
January	4,304	
February	5,116	
March	5,823	
April	6,609	
May	6,713	
June	6,713	

QUALITY

	Quantity	Base Number	Contract	AT	Region	England
% of FP17s for the same patient ID Re-attending within 3 months - Children	25	293	8.5%	11.2%	11.8%	12.4%
% of FP17s for the same patient ID Re-attending within 3 months - Adults	153	1,403	10.9%	16.3%	17.1%	16.7%
% of FP17s for the same patient ID Re-attending between 3 & 9 months - Children	189	293	64.5%	41.5%	45.8%	57.4%
% of FP17s for the same patient ID Re-attending between 3 & 9 months - Adults	912	1,403	65.0%	35.0%	37.6%	50.5%
% of FP17s for Band 1 Urgent Courses	82	1,341	6.1%	10.8%	10.6%	9.1%
% of FP17s Relating to Free Repair or Replacements	7	1,341	0.5%	0.5%	0.6%	0.8%
% of FP17s Relating to Continuations	25	1,341	1.9%	0.9%	0.9%	1.3%
% of Patients satisfied with the dentistry they have received	1	2	N/A	89.2%	90.2%	93.2%
% of Patients satisfied with the time they had to wait for an appointment	1	2	N/A	81.5%	83.8%	89.0%

* This is based on patients treated on this contract for their most recent course of treatment. Figures in italics indicate the base number of FP17s or Patient Questionnaire responses are less than 100. N/A is shown where the base number of responses is less than 10 during the period. % is calculated as Quantity/Base number*100

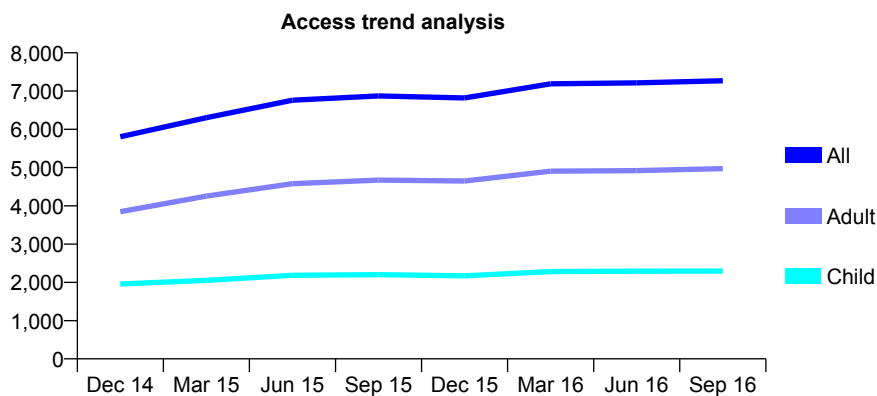
Q61 - Vital Signs At a Glance Contract Report for 110582/0001 - September 2016

Name or company name	Mr S Darvish-Kojouri and Hedieh Riazzi
Contract type name	GDS Contract
Purpose of contract	General
Contract start date	01/06/2013
Contract end date	

16/17 Contracted general activity (UDA)	21,262
Carry forward general activity (UDA)	-18
16/17 Contracted orthodontic activity (UOA)	0
Carry forward orthodontic activity (UOA)	0
Baseline contract value	£607,387.06

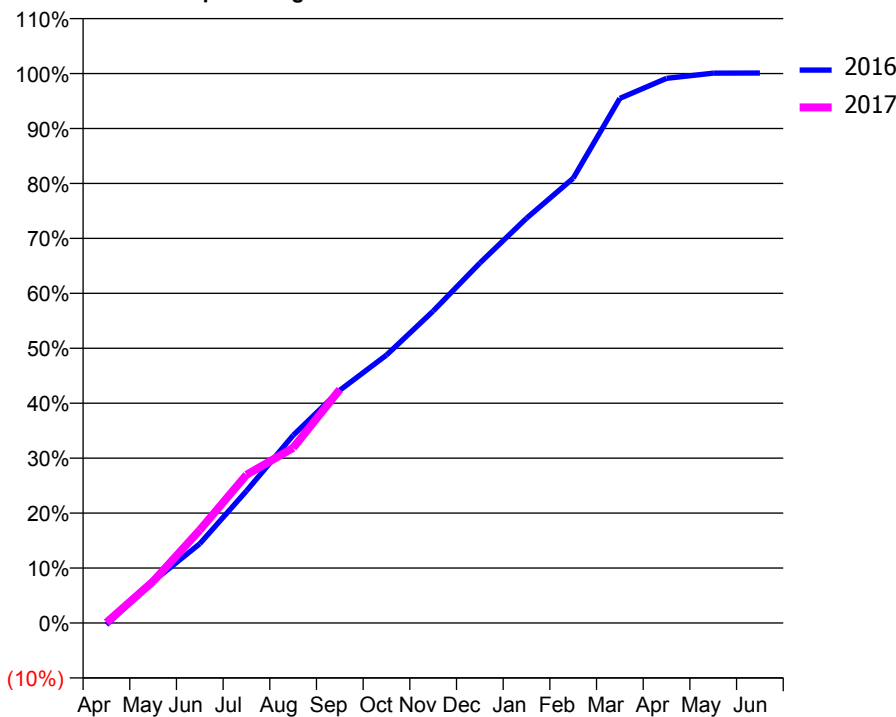
ACCESS*

Patients seen in 24 months	Total	Change since previous quarter
Quarter ending September 2015	6,874	
Quarter ending December 2015	6,819	→
Quarter ending March 2016	7,188	↑
Quarter ending June 2016	7,215	→
Quarter ending September 2016	7,270	→
Variance since September 2015	5.8%	↑



ACTIVITY

Cumulative percentage of contracted UDA delivered 2016 & 2017



Month	Adjusted Scheduled Activity (UDA)	
	2016	2017
April	-69	18
May	1,612	1,613
June	3,069	3,600
July	5,109	5,733
August	7,261	6,779
September	9,008	9,035
October	10,366	
November	12,073	
December	13,930	
January	15,661	
February	17,211	
March	20,298	
April	21,074	
May	21,278	
June	21,280	

QUALITY

	Quantity	Base Number	Contract	AT	Region	England
% of FP17s for the same patient ID Re-attending within 3 months - Children	119	1,310	9.1%	11.2%	11.8%	12.4%
% of FP17s for the same patient ID Re-attending within 3 months - Adults	371	2,550	14.5%	16.3%	17.1%	16.7%
% of FP17s for the same patient ID Re-attending between 3 & 9 months - Children	511	1,310	39.0%	41.5%	45.8%	57.4%
% of FP17s for the same patient ID Re-attending between 3 & 9 months - Adults	925	2,550	36.3%	35.0%	37.6%	50.5%
% of FP17s for Band 1 Urgent Courses	464	3,497	13.3%	10.8%	10.6%	9.1%
% of FP17s Relating to Free Repair or Replacements	24	3,497	0.7%	0.5%	0.6%	0.8%
% of FP17s Relating to Continuations	48	3,497	1.4%	0.9%	0.9%	1.3%
% of Patients satisfied with the dentistry they have received	1	1	N/A	89.2%	90.2%	93.2%
% of Patients satisfied with the time they had to wait for an appointment	1	1	N/A	81.5%	83.8%	89.0%

* This is based on patients treated on this contract for their most recent course of treatment. Figures in italics indicate the base number of FP17s or Patient Questionnaire responses are less than 100. N/A is shown where the base number of responses is less than 10 during the period. % is calculated as Quantity/Base number*100

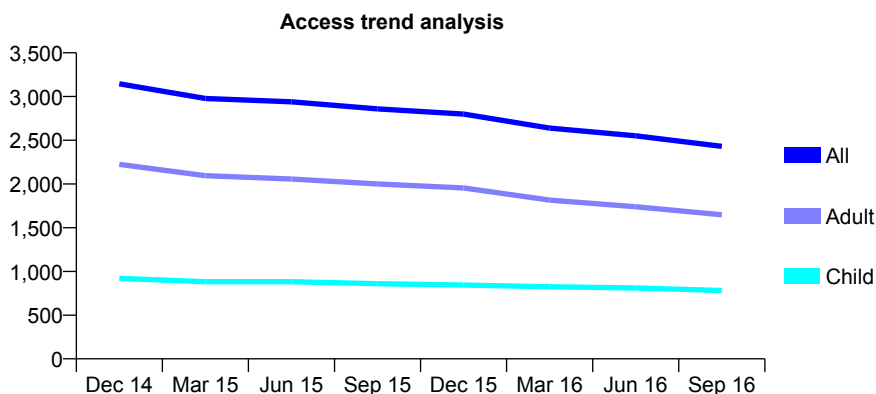
Q61 - Vital Signs At a Glance Contract Report for 110981/0001 - September 2016

Name or company name	Wellesley House Dental Practice Ltd
Contract type name	GDS Contract
Purpose of contract	General
Contract start date	01/06/2011
Contract end date	

16/17 Contracted general activity (UDA)	10,303
Carry forward general activity (UDA)	0
16/17 Contracted orthodontic activity (UOA)	0
Carry forward orthodontic activity (UOA)	0
Baseline contract value	£332,214.13

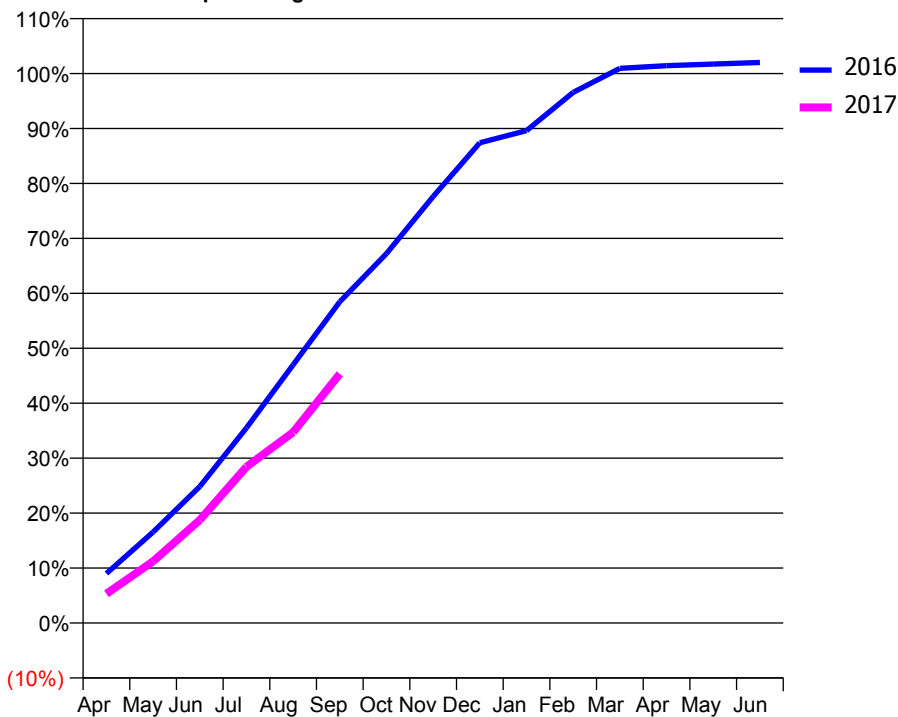
ACCESS*

Patients seen in 24 months	Total	Change since previous quarter
Quarter ending September 2015	2,859	
Quarter ending December 2015	2,799	↓
Quarter ending March 2016	2,639	↓
Quarter ending June 2016	2,550	↓
Quarter ending September 2016	2,430	↓
Variance since September 2015	(15.0%)	↓



ACTIVITY

Cumulative percentage of contracted UDA delivered 2016 & 2017



Adjusted Scheduled Activity (UDA)

Month	2016	2017
April	929	548
May	1,707	1,158
June	2,560	1,930
July	3,659	2,930
August	4,843	3,577
September	6,025	4,671
October	6,927	
November	7,996	
December	9,004	
January	9,232	
February	9,951	
March	10,399	
April	10,450	
May	10,480	
June	10,510	

QUALITY

	Quantity	Base Number	Contract	AT	Region	England
% of FP17s for the same patient ID Re-attending within 3 months - Children	42	543	7.7%	11.2%	11.8%	12.4%
% of FP17s for the same patient ID Re-attending within 3 months - Adults	128	926	13.8%	16.3%	17.1%	16.7%
% of FP17s for the same patient ID Re-attending between 3 & 9 months - Children	238	543	43.8%	41.5%	45.8%	57.4%
% of FP17s for the same patient ID Re-attending between 3 & 9 months - Adults	357	926	38.6%	35.0%	37.6%	50.5%
% of FP17s for Band 1 Urgent Courses	61	1,417	4.3%	10.8%	10.6%	9.1%
% of FP17s Relating to Free Repair or Replacements	15	1,417	1.1%	0.5%	0.6%	0.8%
% of FP17s Relating to Continuations	7	1,417	0.5%	0.9%	0.9%	1.3%
% of Patients satisfied with the dentistry they have received	4	5	N/A	89.2%	90.2%	93.2%
% of Patients satisfied with the time they had to wait for an appointment	4	5	N/A	81.5%	83.8%	89.0%

* This is based on patients treated on this contract for their most recent course of treatment. Figures in italics indicate the base number of FP17s or Patient Questionnaire responses are less than 100. N/A is shown where the base number of responses is less than 10 during the period. % is calculated as Quantity/Base number*100

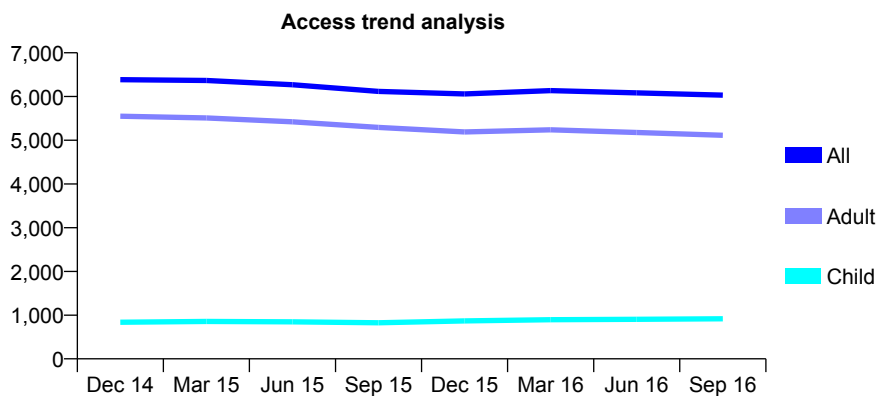
Q61 - Vital Signs At a Glance Contract Report for 111007/0001 - September 2016

Name or company name	Camden Dental Centre
Contract type name	GDS Contract
Purpose of contract	General
Contract start date	01/06/2010
Contract end date	

16/17 Contracted general activity (UDA)	20,108
Carry forward general activity (UDA)	-390
16/17 Contracted orthodontic activity (UOA)	0
Carry forward orthodontic activity (UOA)	0
Baseline contract value	£562,591.68

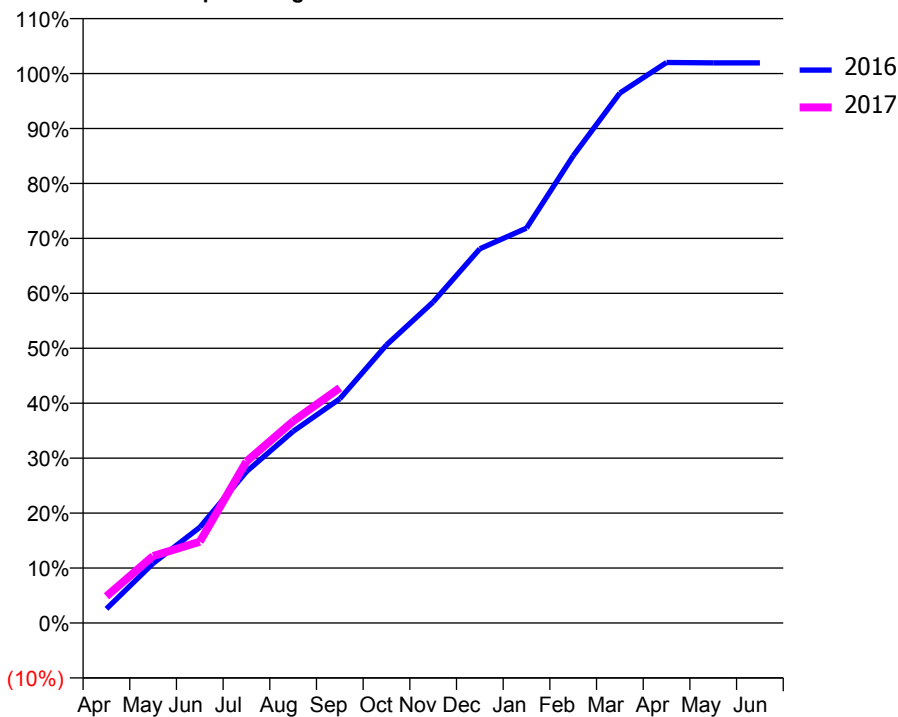
ACCESS*

Patients seen in 24 months	Total	Change since previous quarter
Quarter ending September 2015	6,116	
Quarter ending December 2015	6,058	→
Quarter ending March 2016	6,134	→
Quarter ending June 2016	6,084	→
Quarter ending September 2016	6,031	→
Variance since September 2015	(1.4%)	↓



ACTIVITY

Cumulative percentage of contracted UDA delivered 2016 & 2017



Month	Adjusted Scheduled Activity (UDA)	
	2016	2017
April	522	980
May	2,183	2,450
June	3,503	2,973
July	5,542	5,912
August	7,014	7,387
September	8,207	8,603
October	10,174	
November	11,746	
December	13,694	
January	14,450	
February	17,095	
March	19,393	
April	20,509	
May	20,498	
June	20,498	

QUALITY

	Quantity	Base Number	Contract	AT	Region	England
% of FP17s for the same patient ID Re-attending within 3 months - Children	42	495	8.5%	11.2%	11.8%	12.4%
% of FP17s for the same patient ID Re-attending within 3 months - Adults	321	2,306	13.9%	16.3%	17.1%	16.7%
% of FP17s for the same patient ID Re-attending between 3 & 9 months - Children	168	495	33.9%	41.5%	45.8%	57.4%
% of FP17s for the same patient ID Re-attending between 3 & 9 months - Adults	682	2,306	29.6%	35.0%	37.6%	50.5%
% of FP17s for Band 1 Urgent Courses	448	2,478	18.1%	10.8%	10.6%	9.1%
% of FP17s Relating to Free Repair or Replacements	34	2,478	1.4%	0.5%	0.6%	0.8%
% of FP17s Relating to Continuations	3	2,478	0.1%	0.9%	0.9%	1.3%
% of Patients satisfied with the dentistry they have received	5	5	N/A	89.2%	90.2%	93.2%
% of Patients satisfied with the time they had to wait for an appointment	4	5	N/A	81.5%	83.8%	89.0%

* This is based on patients treated on this contract for their most recent course of treatment. Figures in italics indicate the base number of FP17s or Patient Questionnaire responses are less than 100. N/A is shown where the base number of responses is less than 10 during the period. % is calculated as Quantity/Base number*100

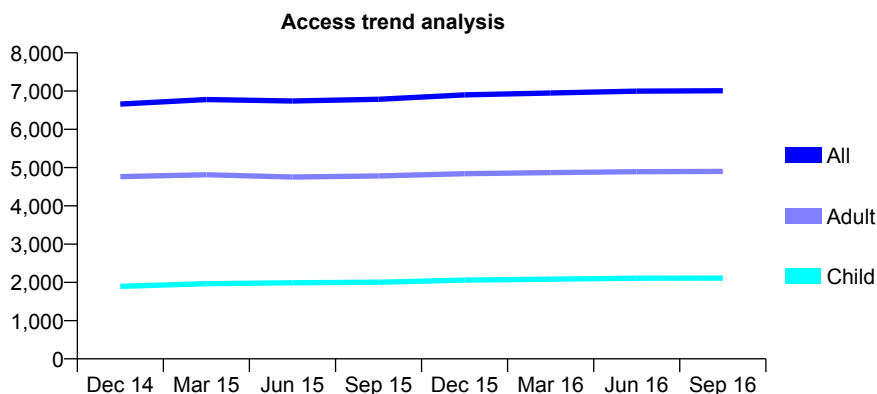
Q61 - Vital Signs At a Glance Contract Report for 11171/0001 - September 2016

Name or company name	Gale Street Limited
Contract type name	GDS Contract
Purpose of contract	General
Contract start date	01/08/2011
Contract end date	

16/17 Contracted general activity (UDA)	21,775
Carry forward general activity (UDA)	-435
16/17 Contracted orthodontic activity (UOA)	0
Carry forward orthodontic activity (UOA)	0
Baseline contract value	£702,028.34

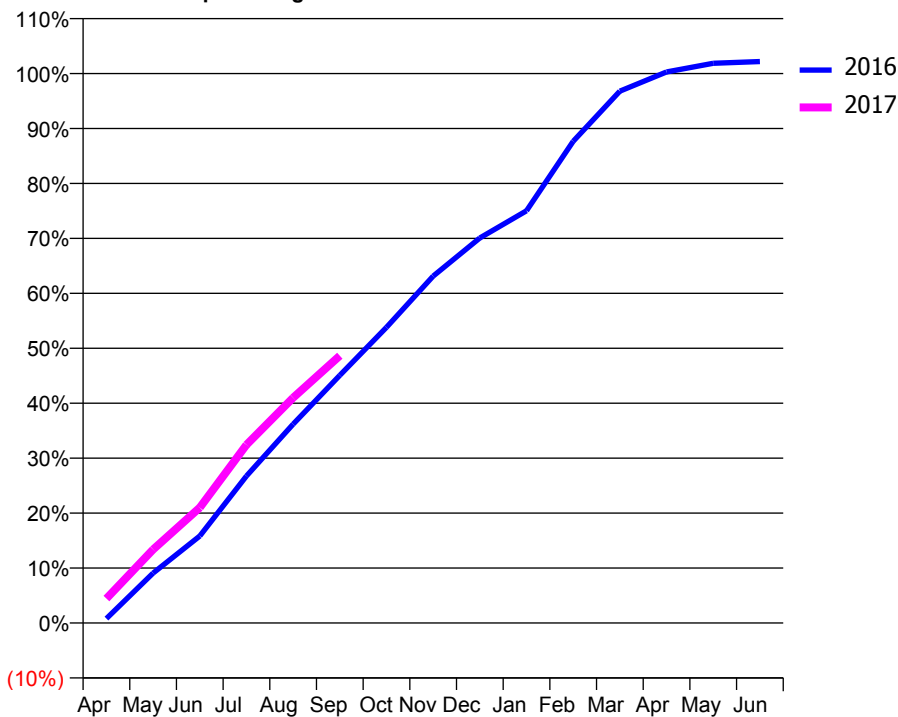
ACCESS*

Patients seen in 24 months	Total	Change since previous quarter
Quarter ending September 2015	6,784	
Quarter ending December 2015	6,899	→
Quarter ending March 2016	6,950	→
Quarter ending June 2016	6,999	→
Quarter ending September 2016	7,010	→
Variance since September 2015	3.3%	↑



ACTIVITY

Cumulative percentage of contracted UDA delivered 2016 & 2017



Month	Adjusted Scheduled Activity (UDA)	
	2016	2017
April	179	972
May	1,978	2,915
June	3,450	4,573
July	5,827	7,060
August	7,883	8,927
September	9,818	10,594
October	11,715	
November	13,748	
December	15,256	
January	16,338	
February	19,089	
March	21,077	
April	21,837	
May	22,180	
June	22,248	

QUALITY

	Quantity	Base Number	Contract	AT	Region	England
% of FP17s for the same patient ID Re-attending within 3 months - Children	62	1,062	5.8%	11.2%	11.8%	12.4%
% of FP17s for the same patient ID Re-attending within 3 months - Adults	392	2,564	15.3%	16.3%	17.1%	16.7%
% of FP17s for the same patient ID Re-attending between 3 & 9 months - Children	315	1,062	29.7%	41.5%	45.8%	57.4%
% of FP17s for the same patient ID Re-attending between 3 & 9 months - Adults	745	2,564	29.1%	35.0%	37.6%	50.5%
% of FP17s for Band 1 Urgent Courses	238	3,163	7.5%	10.8%	10.6%	9.1%
% of FP17s Relating to Free Repair or Replacements	61	3,163	1.9%	0.5%	0.6%	0.8%
% of FP17s Relating to Continuations	49	3,163	1.5%	0.9%	0.9%	1.3%
% of Patients satisfied with the dentistry they have received	2	2	N/A	89.2%	90.2%	93.2%
% of Patients satisfied with the time they had to wait for an appointment	2	2	N/A	81.5%	83.8%	89.0%

* This is based on patients treated on this contract for their most recent course of treatment. Figures in italics indicate the base number of FP17s or Patient Questionnaire responses are less than 100. N/A is shown where the base number of responses is less than 10 during the period. % is calculated as Quantity/Base number*100

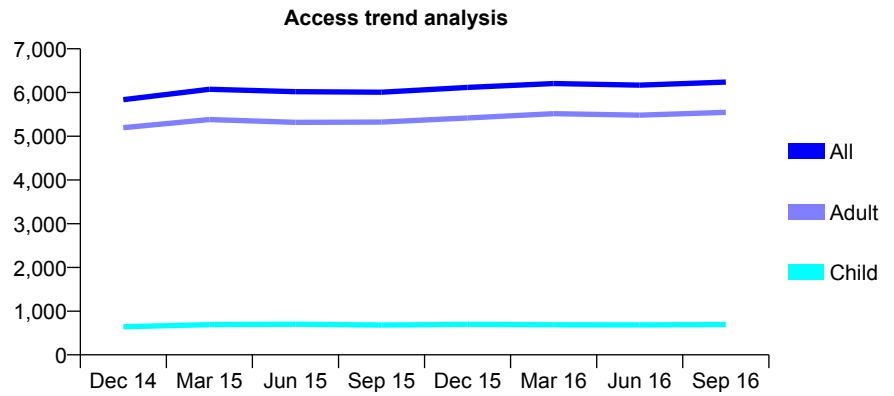
Q61 - Vital Signs At a Glance Contract Report for 113247/0001 - September 2016

Name or company name	Chalton Street Dental
Contract type name	GDS Contract
Purpose of contract	General
Contract start date	01/04/2010
Contract end date	

16/17 Contracted general activity (UDA)	14,297
Carry forward general activity (UDA)	-95
16/17 Contracted orthodontic activity (UOA)	0
Carry forward orthodontic activity (UOA)	0
Baseline contract value	£376,810.91

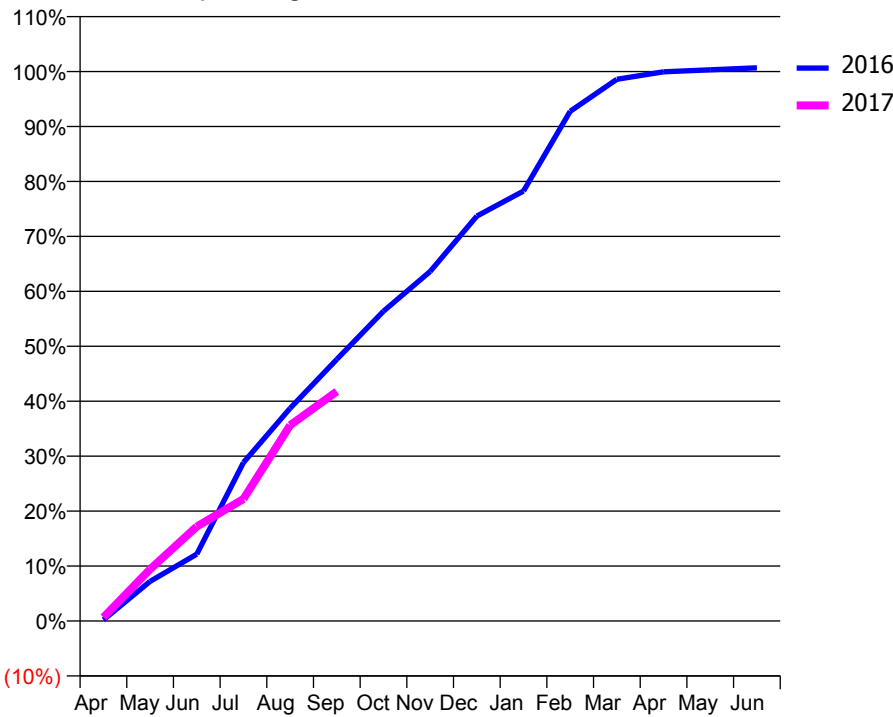
ACCESS*

Patients seen in 24 months	Total	Change since previous quarter
Quarter ending September 2015	6,006	
Quarter ending December 2015	6,116	→
Quarter ending March 2016	6,204	→
Quarter ending June 2016	6,168	→
Quarter ending September 2016	6,240	→
Variance since September 2015	3.9%	↑



ACTIVITY

Cumulative percentage of contracted UDA delivered 2016 & 2017



Month	Adjusted Scheduled Activity (UDA)	
	2016	2017
April	31	95
May	1,032	1,346
June	1,741	2,458
July	4,123	3,175
August	5,536	5,095
September	6,808	5,972
October	8,063	
November	9,096	
December	10,536	
January	11,189	
February	13,262	
March	14,093	
April	14,288	
May	14,341	
June	14,392	

QUALITY

	Quantity	Base Number	Contract	AT	Region	England
% of FP17s for the same patient ID Re-attending within 3 months - Children	11	347	3.2%	11.2%	11.8%	12.4%
% of FP17s for the same patient ID Re-attending within 3 months - Adults	203	2,376	8.5%	16.3%	17.1%	16.7%
% of FP17s for the same patient ID Re-attending between 3 & 9 months - Children	140	347	40.3%	41.5%	45.8%	57.4%
% of FP17s for the same patient ID Re-attending between 3 & 9 months - Adults	935	2,376	39.4%	35.0%	37.6%	50.5%
% of FP17s for Band 1 Urgent Courses	150	2,574	5.8%	10.8%	10.6%	9.1%
% of FP17s Relating to Free Repair or Replacements	7	2,574	0.3%	0.5%	0.6%	0.8%
% of FP17s Relating to Continuations	7	2,574	0.3%	0.9%	0.9%	1.3%
% of Patients satisfied with the dentistry they have received	0	1	N/A	89.2%	90.2%	93.2%
% of Patients satisfied with the time they had to wait for an appointment	0	1	N/A	81.5%	83.8%	89.0%

* This is based on patients treated on this contract for their most recent course of treatment. Figures in italics indicate the base number of FP17s or Patient Questionnaire responses are less than 100. N/A is shown where the base number of responses is less than 10 during the period. % is calculated as Quantity/Base number*100

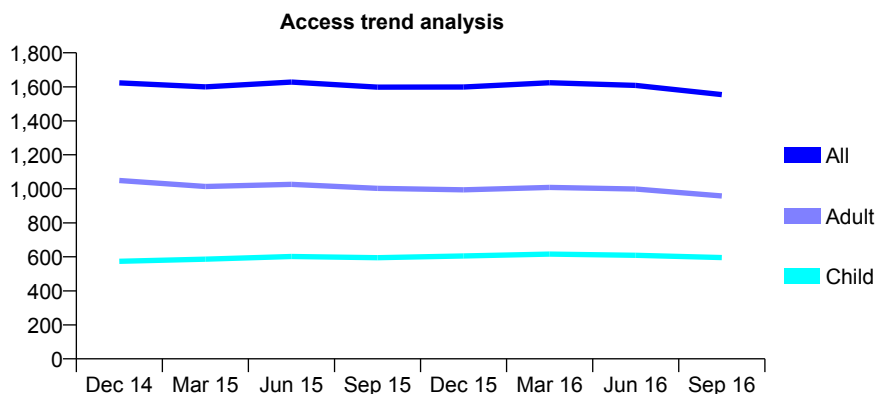
Q61 - Vital Signs At a Glance Contract Report for 114723/0001 - September 2016

Name or company name	Romford Road Dental Centre
Contract type name	GDS Contract
Purpose of contract	General
Contract start date	01/01/2011
Contract end date	

16/17 Contracted general activity (UDA)	5,482
Carry forward general activity (UDA)	103
16/17 Contracted orthodontic activity (UOA)	0
Carry forward orthodontic activity (UOA)	0
Baseline contract value	£146,878.75

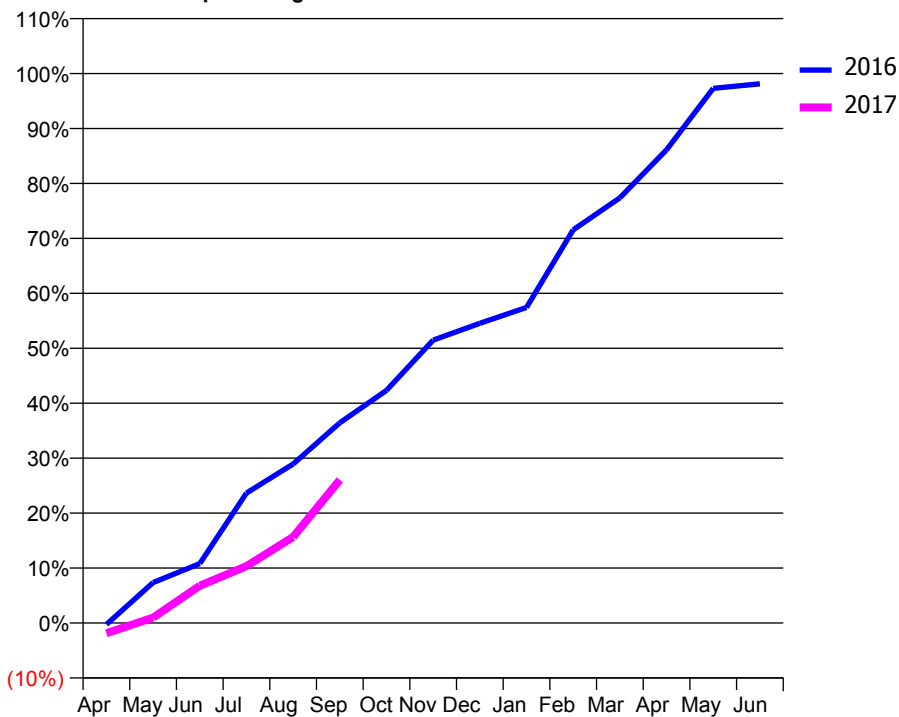
ACCESS*

Patients seen in 24 months	Total	Change since previous quarter
Quarter ending September 2015	1,598	
Quarter ending December 2015	1,599	→
Quarter ending March 2016	1,624	→
Quarter ending June 2016	1,608	→
Quarter ending September 2016	1,554	↓
Variance since September 2015	(2.8%)	↓



ACTIVITY

Cumulative percentage of contracted UDA delivered 2016 & 2017



Month	Adjusted Scheduled Activity (UDA)	
	2016	2017
April	-15	-103
May	404	54
June	593	372
July	1,296	567
August	1,587	859
September	1,997	1,429
October	2,320	
November	2,822	
December	2,990	
January	3,149	
February	3,922	
March	4,242	
April	4,721	
May	5,334	
June	5,379	

QUALITY

	Quantity	Base Number	Contract	AT	Region	England
% of FP17s for the same patient ID Re-attending within 3 months - Children	26	257	10.1%	11.2%	11.8%	12.4%
% of FP17s for the same patient ID Re-attending within 3 months - Adults	41	412	10.0%	16.3%	17.1%	16.7%
% of FP17s for the same patient ID Re-attending between 3 & 9 months - Children	42	257	16.3%	41.5%	45.8%	57.4%
% of FP17s for the same patient ID Re-attending between 3 & 9 months - Adults	82	412	19.9%	35.0%	37.6%	50.5%
% of FP17s for Band 1 Urgent Courses	63	411	15.3%	10.8%	10.6%	9.1%
% of FP17s Relating to Free Repair or Replacements	2	411	0.5%	0.5%	0.6%	0.8%
% of FP17s Relating to Continuations	0	411	0.0%	0.9%	0.9%	1.3%
% of Patients satisfied with the dentistry they have received	0	0	N/A	89.2%	90.2%	93.2%
% of Patients satisfied with the time they had to wait for an appointment	0	0	N/A	81.5%	83.8%	89.0%

* This is based on patients treated on this contract for their most recent course of treatment. Figures in italics indicate the base number of FP17s or Patient Questionnaire responses are less than 100. N/A is shown where the base number of responses is less than 10 during the period. % is calculated as Quantity/Base number*100

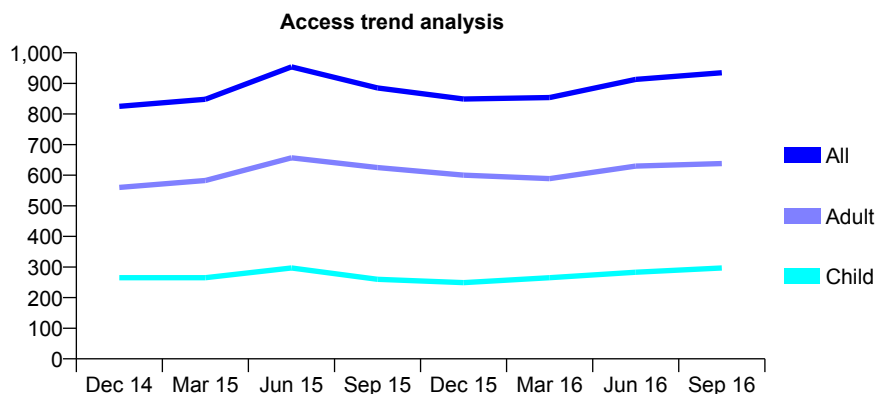
Q61 - Vital Signs At a Glance Contract Report for 115398/0001 - September 2016

Name or company name	Mrs S Hossein Pour Tehrani, Mr P Negahb:
Contract type name	GDS Contract
Purpose of contract	General
Contract start date	04/09/2013
Contract end date	

16/17 Contracted general activity (UDA)	3,202
Carry forward general activity (UDA)	5
16/17 Contracted orthodontic activity (UOA)	0
Carry forward orthodontic activity (UOA)	0
Baseline contract value	£83,884.84

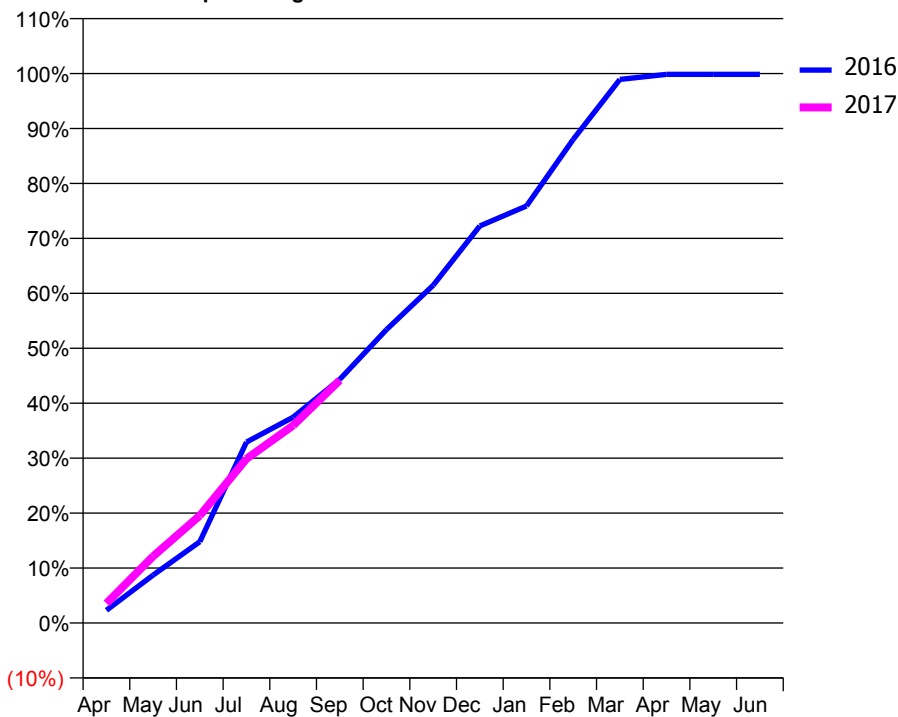
ACCESS*

Patients seen in 24 months	Total	Change since previous quarter
Quarter ending September 2015	885	
Quarter ending December 2015	849	↓
Quarter ending March 2016	854	→
Quarter ending June 2016	913	↑
Quarter ending September 2016	935	↑
Variance since September 2015	5.6%	↑



ACTIVITY

Cumulative percentage of contracted UDA delivered 2016 & 2017



Adjusted Scheduled Activity (UDA)

Month	2016	2017
April	74	115
May	279	389
June	473	626
July	1,054	957
August	1,199	1,151
September	1,420	1,414
October	1,710	
November	1,968	
December	2,313	
January	2,430	
February	2,818	
March	3,167	
April	3,197	
May	3,197	
June	3,197	

QUALITY

	Quantity	Base Number	Contract	AT	Region	England
% of FP17s for the same patient ID Re-attending within 3 months - Children	2	207	1.0%	11.2%	11.8%	12.4%
% of FP17s for the same patient ID Re-attending within 3 months - Adults	13	304	4.3%	16.3%	17.1%	16.7%
% of FP17s for the same patient ID Re-attending between 3 & 9 months - Children	56	207	27.1%	41.5%	45.8%	57.4%
% of FP17s for the same patient ID Re-attending between 3 & 9 months - Adults	69	304	22.7%	35.0%	37.6%	50.5%
% of FP17s for Band 1 Urgent Courses	61	499	12.2%	10.8%	10.6%	9.1%
% of FP17s Relating to Free Repair or Replacements	0	499	0.0%	0.5%	0.6%	0.8%
% of FP17s Relating to Continuations	0	499	0.0%	0.9%	0.9%	1.3%
% of Patients satisfied with the dentistry they have received	0	0	N/A	89.2%	90.2%	93.2%
% of Patients satisfied with the time they had to wait for an appointment	0	0	N/A	81.5%	83.8%	89.0%

* This is based on patients treated on this contract for their most recent course of treatment. Figures in italics indicate the base number of FP17s or Patient Questionnaire responses are less than 100. N/A is shown where the base number of responses is less than 10 during the period. % is calculated as Quantity/Base number*100

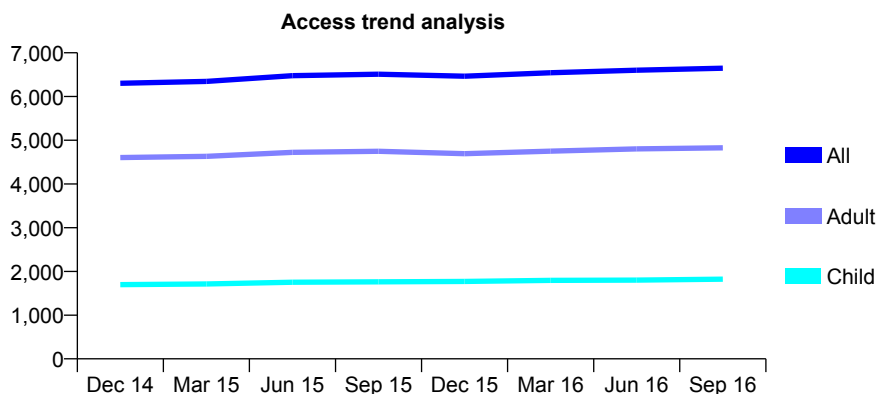
Q61 - Vital Signs At a Glance Contract Report for 117021/0001 - September 2016

Name or company name	N12 Dental Care
Contract type name	GDS Contract
Purpose of contract	General
Contract start date	01/11/2007
Contract end date	

16/17 Contracted general activity (UDA)	17,477
Carry forward general activity (UDA)	32
16/17 Contracted orthodontic activity (UOA)	0
Carry forward orthodontic activity (UOA)	0
Baseline contract value	£428,599.35

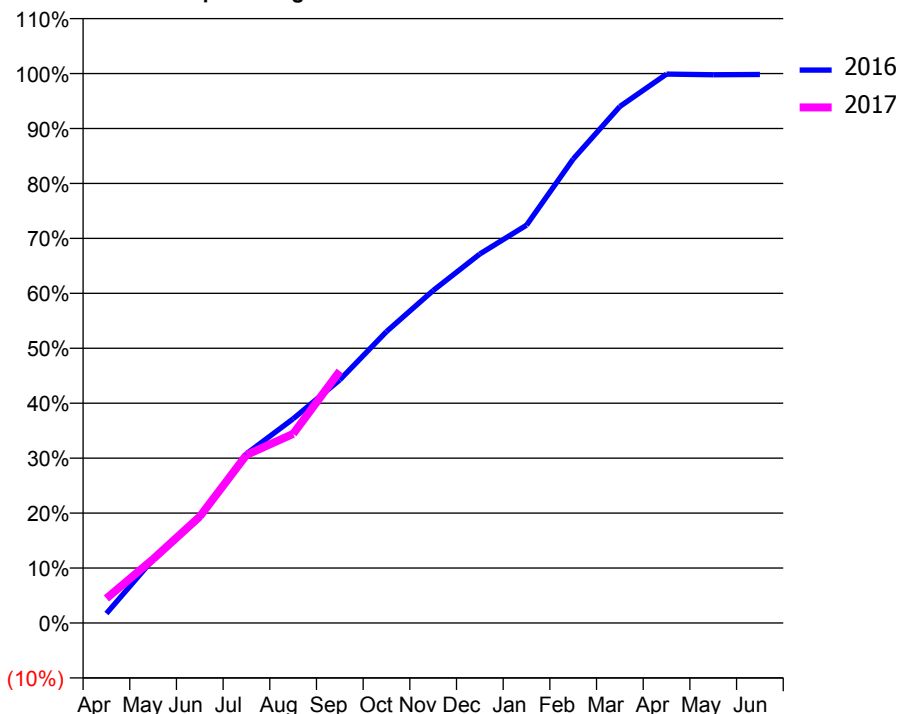
ACCESS*

Patients seen in 24 months	Total	Change since previous quarter
Quarter ending September 2015	6,510	
Quarter ending December 2015	6,465	→
Quarter ending March 2016	6,544	→
Quarter ending June 2016	6,602	→
Quarter ending September 2016	6,648	→
Variance since September 2015	2.1%	↑



ACTIVITY

Cumulative percentage of contracted UDA delivered 2016 & 2017



Adjusted Scheduled Activity (UDA)

Month	2016	2017
April	305	782
May	2,026	2,035
June	3,363	3,388
July	5,385	5,346
August	6,497	6,017
September	7,735	8,015
October	9,267	
November	10,577	
December	11,737	
January	12,654	
February	14,758	
March	16,429	
April	17,460	
May	17,437	
June	17,445	

QUALITY

	Quantity	Base Number	Contract	AT	Region	England
% of FP17s for the same patient ID Re-attending within 3 months - Children	84	1,228	6.8%	11.2%	11.8%	12.4%
% of FP17s for the same patient ID Re-attending within 3 months - Adults	418	2,574	16.2%	16.3%	17.1%	16.7%
% of FP17s for the same patient ID Re-attending between 3 & 9 months - Children	548	1,228	44.6%	41.5%	45.8%	57.4%
% of FP17s for the same patient ID Re-attending between 3 & 9 months - Adults	914	2,574	35.5%	35.0%	37.6%	50.5%
% of FP17s for Band 1 Urgent Courses	398	3,394	11.7%	10.8%	10.6%	9.1%
% of FP17s Relating to Free Repair or Replacements	2	3,394	0.1%	0.5%	0.6%	0.8%
% of FP17s Relating to Continuations	41	3,394	1.2%	0.9%	0.9%	1.3%
% of Patients satisfied with the dentistry they have received	2	2	N/A	89.2%	90.2%	93.2%
% of Patients satisfied with the time they had to wait for an appointment	2	2	N/A	81.5%	83.8%	89.0%

* This is based on patients treated on this contract for their most recent course of treatment. Figures in italics indicate the base number of FP17s or Patient Questionnaire responses are less than 100. N/A is shown where the base number of responses is less than 10 during the period. % is calculated as Quantity/Base number*100

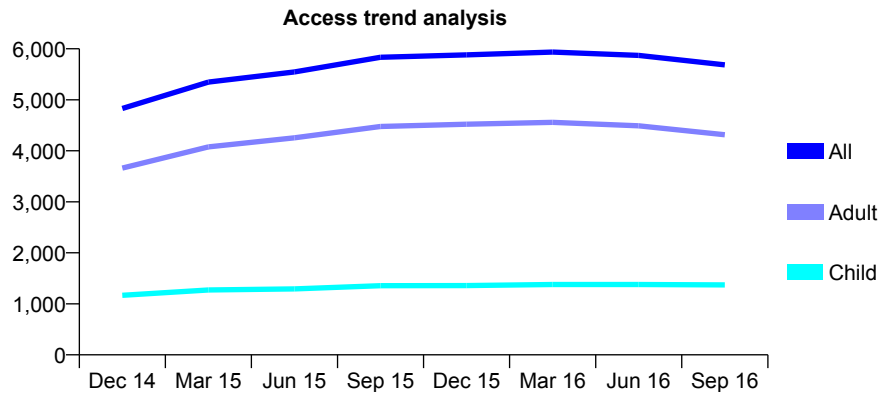
Q61 - Vital Signs At a Glance Contract Report for 117439/0001 - September 2016

Name or company name	Wapping Dental Centre
Contract type name	GDS Contract
Purpose of contract	General
Contract start date	01/04/2013
Contract end date	

16/17 Contracted general activity (UDA)	14,000
Carry forward general activity (UDA)	0
16/17 Contracted orthodontic activity (UOA)	0
Carry forward orthodontic activity (UOA)	0
Baseline contract value	£467,689.53

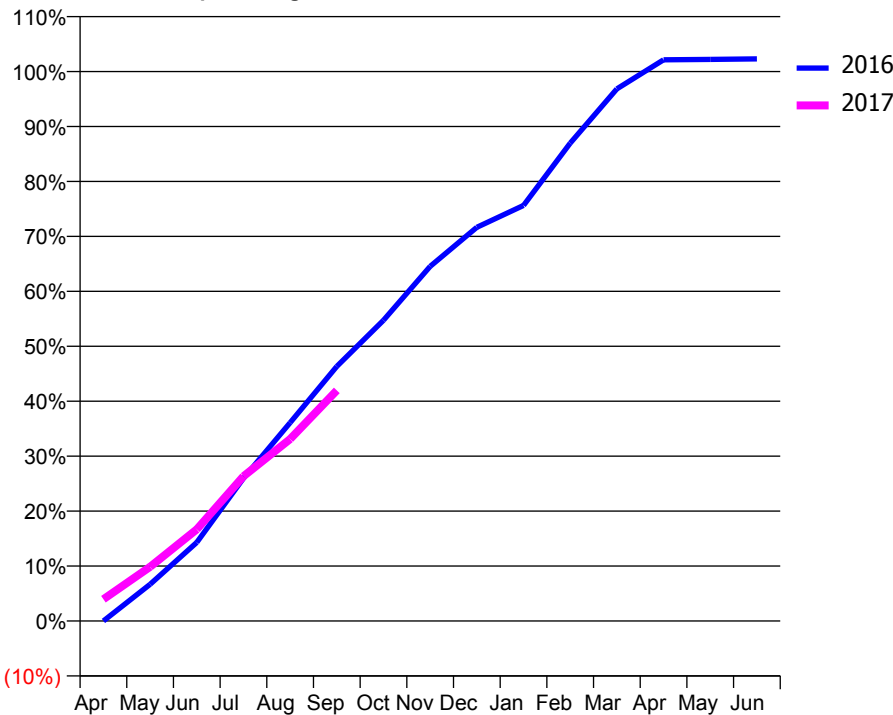
ACCESS*

Patients seen in 24 months	Total	Change since previous quarter
Quarter ending September 2015	5,834	
Quarter ending December 2015	5,881	→
Quarter ending March 2016	5,937	→
Quarter ending June 2016	5,871	↓
Quarter ending September 2016	5,686	↓
Variance since September 2015	(2.5%)	↓



ACTIVITY

Cumulative percentage of contracted UDA delivered 2016 & 2017



Month	Adjusted Scheduled Activity (UDA)	
	2016	2017
April	0	554
May	938	1,381
June	2,003	2,334
July	3,636	3,688
August	5,052	4,635
September	6,489	5,875
October	7,663	
November	9,036	
December	10,030	
January	10,587	
February	12,174	
March	13,556	
April	14,296	
May	14,306	
June	14,321	

QUALITY

	Quantity	Base Number	Contract	AT	Region	England
% of FP17s for the same patient ID Re-attending within 3 months - Children	82	939	8.7%	11.2%	11.8%	12.4%
% of FP17s for the same patient ID Re-attending within 3 months - Adults	346	2,368	14.6%	16.3%	17.1%	16.7%
% of FP17s for the same patient ID Re-attending between 3 & 9 months - Children	406	939	43.2%	41.5%	45.8%	57.4%
% of FP17s for the same patient ID Re-attending between 3 & 9 months - Adults	924	2,368	39.0%	35.0%	37.6%	50.5%
% of FP17s for Band 1 Urgent Courses	430	2,901	14.8%	10.8%	10.6%	9.1%
% of FP17s Relating to Free Repair or Replacements	17	2,901	0.6%	0.5%	0.6%	0.8%
% of FP17s Relating to Continuations	3	2,901	0.1%	0.9%	0.9%	1.3%
% of Patients satisfied with the dentistry they have received	0	0	N/A	89.2%	90.2%	93.2%
% of Patients satisfied with the time they had to wait for an appointment	0	0	N/A	81.5%	83.8%	89.0%

* This is based on patients treated on this contract for their most recent course of treatment. Figures in italics indicate the base number of FP17s or Patient Questionnaire responses are less than 100. N/A is shown where the base number of responses is less than 10 during the period. % is calculated as Quantity/Base number*100

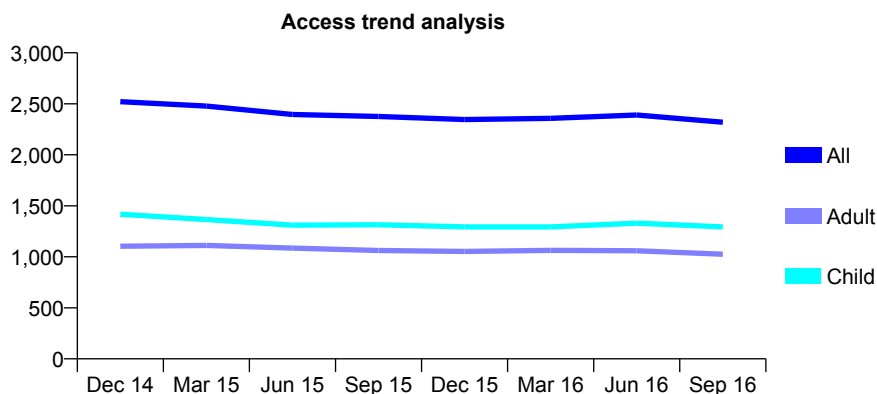
Q61 - Vital Signs At a Glance Contract Report for 118001/0001 - September 2016

Name or company name	Community Dental Service
Contract type name	PDS Contract
Purpose of contract	General
Contract start date	01/10/2006
Contract end date	

16/17 Contracted general activity (UDA)	5,000
Carry forward general activity (UDA)	0
16/17 Contracted orthodontic activity (UOA)	0
Carry forward orthodontic activity (UOA)	0
Baseline contract value	£0.00

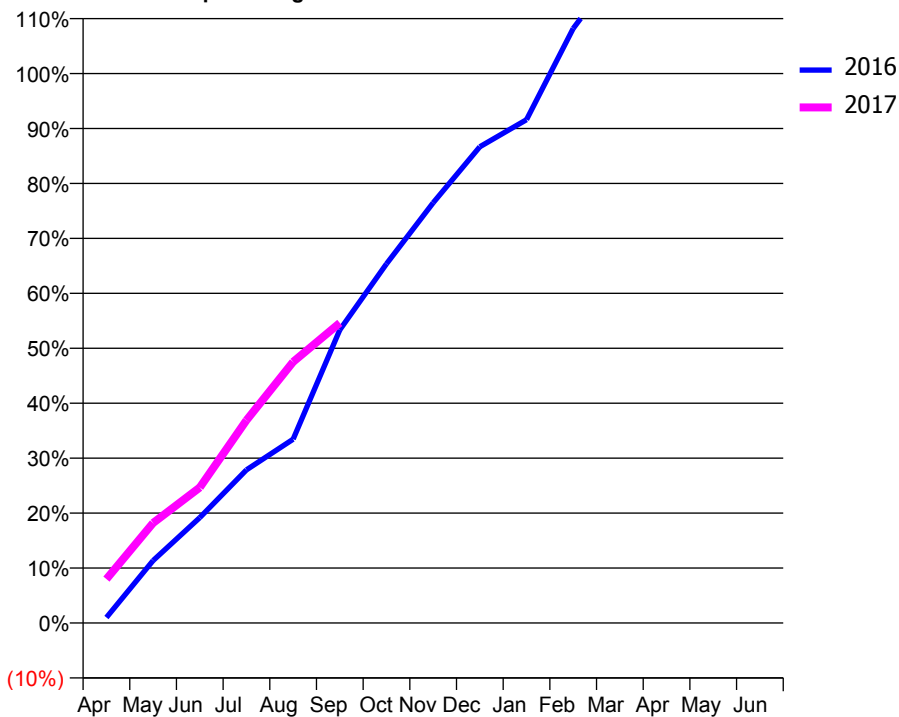
ACCESS*

Patients seen in 24 months	Total	Change since previous quarter
Quarter ending September 2015	2,376	
Quarter ending December 2015	2,346	↓
Quarter ending March 2016	2,358	→
Quarter ending June 2016	2,390	→
Quarter ending September 2016	2,319	↓
Variance since September 2015	(2.4%)	↓



ACTIVITY

Cumulative percentage of contracted UDA delivered 2016 & 2017



Adjusted Scheduled Activity (UDA)

Month	2016	2017
April	50	399
May	569	911
June	959	1,233
July	1,393	1,845
August	1,672	2,376
September	2,667	2,731
October	3,268	
November	3,824	
December	4,334	
January	4,580	
February	5,409	
March	5,975	
April	6,306	
May	6,324	
June	6,329	

QUALITY

	Quantity	Base Number	Contract	AT	Region	England
% of FP17s for the same patient ID Re-attending within 3 months - Children	167	1,017	16.4%	11.2%	11.8%	12.4%
% of FP17s for the same patient ID Re-attending within 3 months - Adults	126	648	19.4%	16.3%	17.1%	16.7%
% of FP17s for the same patient ID Re-attending between 3 & 9 months - Children	537	1,017	52.8%	41.5%	45.8%	57.4%
% of FP17s for the same patient ID Re-attending between 3 & 9 months - Adults	297	648	45.8%	35.0%	37.6%	50.5%
% of FP17s for Band 1 Urgent Courses	66	1,422	4.6%	10.8%	10.6%	9.1%
% of FP17s Relating to Free Repair or Replacements	0	1,422	0.0%	0.5%	0.6%	0.8%
% of FP17s Relating to Continuations	1	1,422	0.1%	0.9%	0.9%	1.3%
% of Patients satisfied with the dentistry they have received	1	2	N/A	89.2%	90.2%	93.2%
% of Patients satisfied with the time they had to wait for an appointment	1	2	N/A	81.5%	83.8%	89.0%

* This is based on patients treated on this contract for their most recent course of treatment. Figures in italics indicate the base number of FP17s or Patient Questionnaire responses are less than 100. N/A is shown where the base number of responses is less than 10 during the period. % is calculated as Quantity/Base number*100

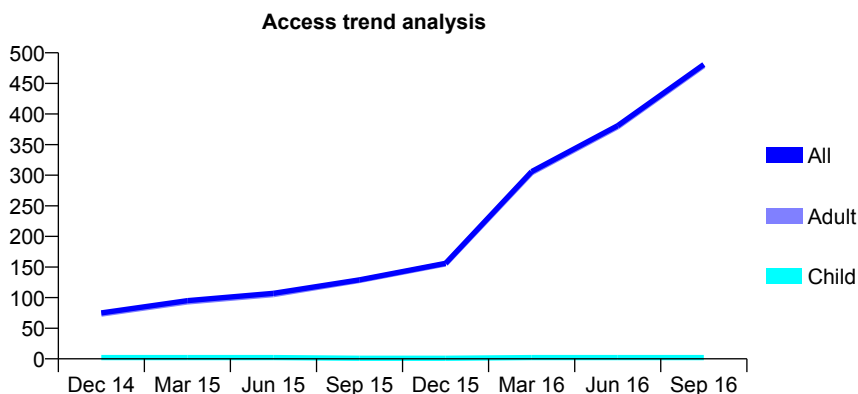
Q61 - Vital Signs At a Glance Contract Report for 118001/0006 - September 2016

Name or company name	Community Dental Service
Contract type name	PDS Contract
Purpose of contract	General
Contract start date	01/04/2014
Contract end date	31/03/2017

16/17 Contracted general activity (UDA)	900
Carry forward general activity (UDA)	0
16/17 Contracted orthodontic activity (UOA)	0
Carry forward orthodontic activity (UOA)	0
Baseline contract value	£55,988.37

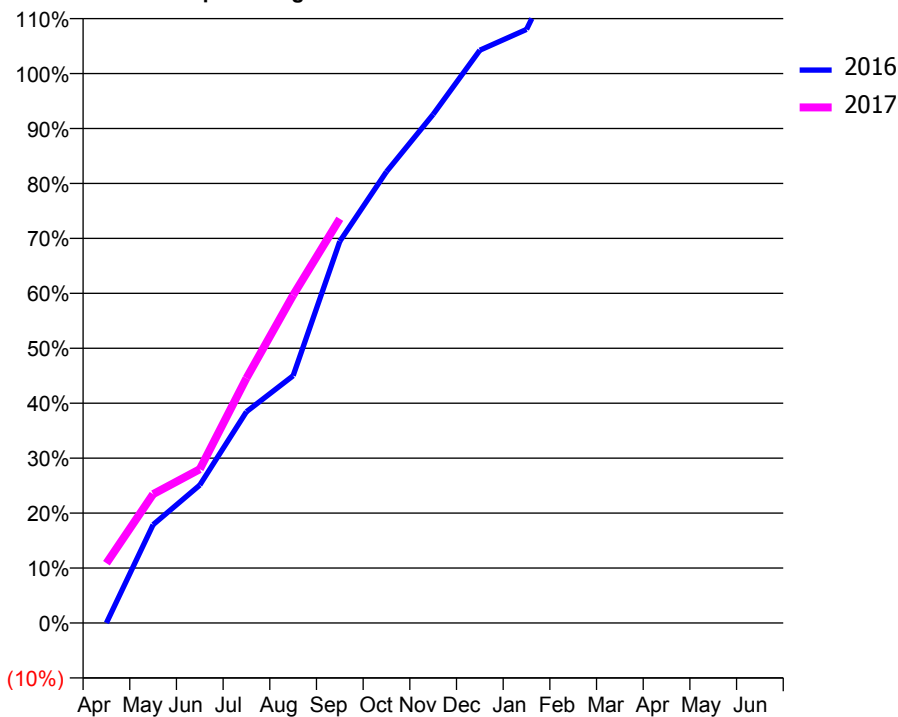
ACCESS*

Patients seen in 24 months	Total	Change since previous quarter
Quarter ending September 2015	129	
Quarter ending December 2015	156	↑
Quarter ending March 2016	306	↑
Quarter ending June 2016	381	↑
Quarter ending September 2016	481	↑
Variance since September 2015	272.9%	↑



ACTIVITY

Cumulative percentage of contracted UDA delivered 2016 & 2017



Month	Adjusted Scheduled Activity (UDA)	
	2016	2017
April	0	98
May	161	211
June	226	252
July	346	401
August	405	537
September	625	662
October	739	
November	833	
December	938	
January	972	
February	1,128	
March	1,297	
April	1,355	
May	1,359	
June	1,359	

QUALITY

	Quantity	Base Number	Contract	AT	Region	England
% of FP17s for the same patient ID Re-attending within 3 months - Children	0	1	0.0%	11.2%	11.8%	12.4%
% of FP17s for the same patient ID Re-attending within 3 months - Adults	2	314	0.6%	16.3%	17.1%	16.7%
% of FP17s for the same patient ID Re-attending between 3 & 9 months - Children	0	1	0.0%	41.5%	45.8%	57.4%
% of FP17s for the same patient ID Re-attending between 3 & 9 months - Adults	1	314	0.3%	35.0%	37.6%	50.5%
% of FP17s for Band 1 Urgent Courses	0	279	0.0%	10.8%	10.6%	9.1%
% of FP17s Relating to Free Repair or Replacements	0	279	0.0%	0.5%	0.6%	0.8%
% of FP17s Relating to Continuations	0	279	0.0%	0.9%	0.9%	1.3%
% of Patients satisfied with the dentistry they have received	0	0	N/A	89.2%	90.2%	93.2%
% of Patients satisfied with the time they had to wait for an appointment	0	0	N/A	81.5%	83.8%	89.0%

* This is based on patients treated on this contract for their most recent course of treatment. Figures in italics indicate the base number of FP17s or Patient Questionnaire responses are less than 100. N/A is shown where the base number of responses is less than 10 during the period. % is calculated as Quantity/Base number*100

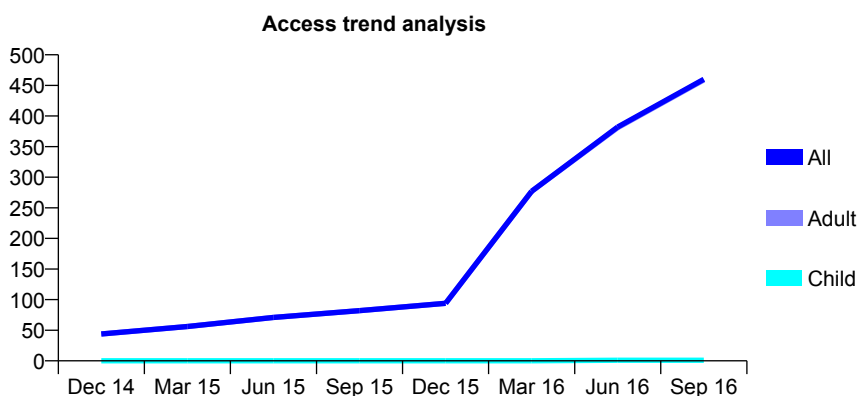
Q61 - Vital Signs At a Glance Contract Report for 118001/0007 - September 2016

Name or company name	Community Dental Service
Contract type name	PDS Contract
Purpose of contract	General
Contract start date	01/04/2014
Contract end date	31/03/2017

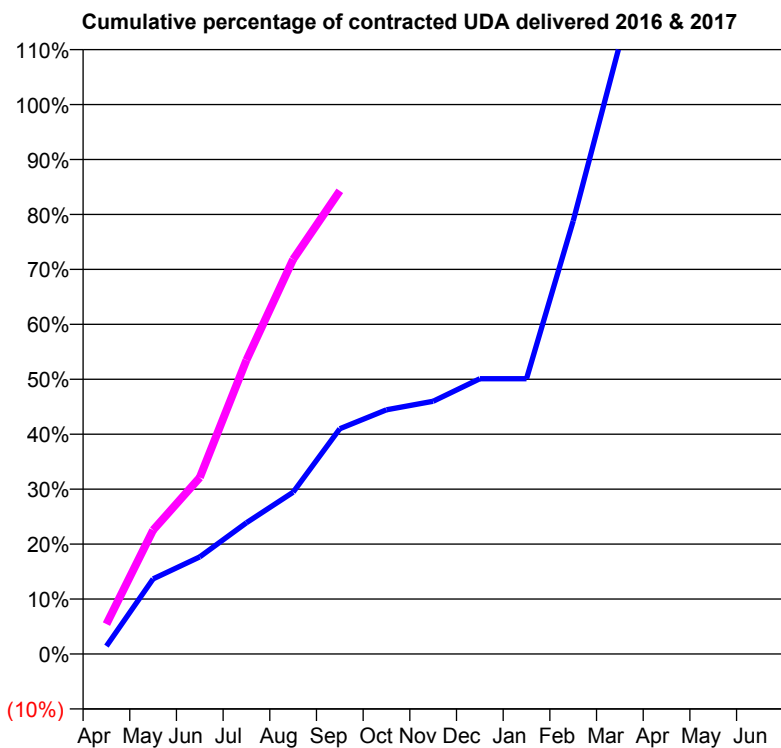
16/17 Contracted general activity (UDA)	900
Carry forward general activity (UDA)	0
16/17 Contracted orthodontic activity (UOA)	0
Carry forward orthodontic activity (UOA)	0
Baseline contract value	£55,988.37

ACCESS*

Patients seen in 24 months	Total	Change since previous quarter
Quarter ending September 2015	82	
Quarter ending December 2015	94	↑
Quarter ending March 2016	277	↑
Quarter ending June 2016	382	↑
Quarter ending September 2016	460	↑
Variance since September 2015	461.0%	↑



ACTIVITY



Month	Adjusted Scheduled Activity (UDA)	
	2016	2017
April	13	49
May	123	203
June	159	289
July	215	481
August	265	646
September	369	759
October	400	
November	414	
December	451	
January	451	
February	709	
March	998	
April	1,056	
May	1,062	
June	1,062	

QUALITY

	Quantity	Base Number	Contract	AT	Region	England
% of FP17s for the same patient ID Re-attending within 3 months - Children	0	2	0.0%	11.2%	11.8%	12.4%
% of FP17s for the same patient ID Re-attending within 3 months - Adults	6	307	2.0%	16.3%	17.1%	16.7%
% of FP17s for the same patient ID Re-attending between 3 & 9 months - Children	0	2	0.0%	41.5%	45.8%	57.4%
% of FP17s for the same patient ID Re-attending between 3 & 9 months - Adults	0	307	0.0%	35.0%	37.6%	50.5%
% of FP17s for Band 1 Urgent Courses	3	283	1.1%	10.8%	10.6%	9.1%
% of FP17s Relating to Free Repair or Replacements	0	283	0.0%	0.5%	0.6%	0.8%
% of FP17s Relating to Continuations	1	283	0.4%	0.9%	0.9%	1.3%
% of Patients satisfied with the dentistry they have received	0	0	N/A	89.2%	90.2%	93.2%
% of Patients satisfied with the time they had to wait for an appointment	0	0	N/A	81.5%	83.8%	89.0%

* This is based on patients treated on this contract for their most recent course of treatment. Figures in italics indicate the base number of FP17s or Patient Questionnaire responses are less than 100. N/A is shown where the base number of responses is less than 10 during the period. % is calculated as Quantity/Base number*100

Q61 - Vital Signs At a Glance Contract Report for 118001/0008 - September 2016

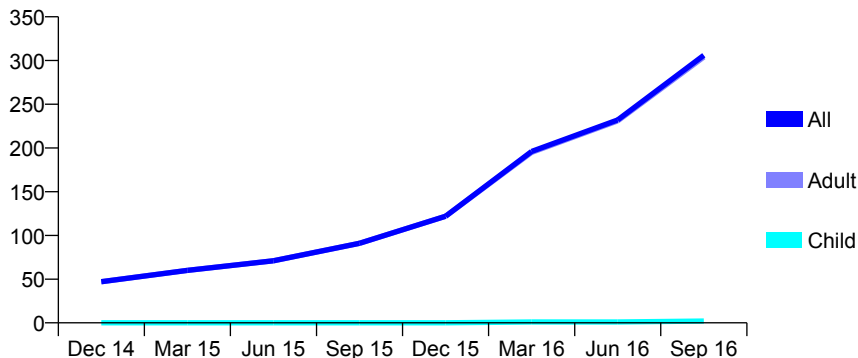
Name or company name	Community Dental Service
Contract type name	PDS Contract
Purpose of contract	General
Contract start date	01/04/2014
Contract end date	31/03/2017

16/17 Contracted general activity (UDA)	900
Carry forward general activity (UDA)	0
16/17 Contracted orthodontic activity (UOA)	0
Carry forward orthodontic activity (UOA)	0
Baseline contract value	£55,988.37

ACCESS*

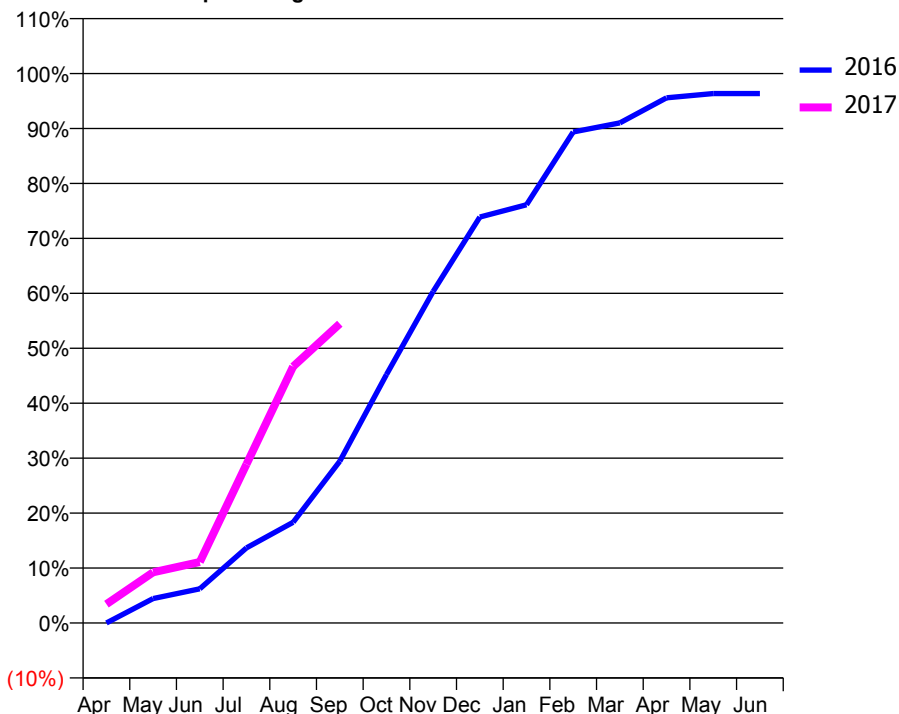
Patients seen in 24 months	Total	Change since previous quarter
Quarter ending September 2015	91	
Quarter ending December 2015	122	↑
Quarter ending March 2016	196	↑
Quarter ending June 2016	232	↑
Quarter ending September 2016	306	↑
Variance since September 2015	236.3%	↑

Access trend analysis



ACTIVITY

Cumulative percentage of contracted UDA delivered 2016 & 2017



Adjusted Scheduled Activity (UDA)

Month	2016	2017
April	0	31
May	40	83
June	56	100
July	123	260
August	165	420
September	265	490
October	407	
November	543	
December	665	
January	685	
February	804	
March	819	
April	860	
May	867	
June	867	

QUALITY

	Quantity	Base Number	Contract	AT	Region	England
% of FP17s for the same patient ID Re-attending within 3 months - Children	0	1	0.0%	11.2%	11.8%	12.4%
% of FP17s for the same patient ID Re-attending within 3 months - Adults	1	218	0.5%	16.3%	17.1%	16.7%
% of FP17s for the same patient ID Re-attending between 3 & 9 months - Children	0	1	0.0%	41.5%	45.8%	57.4%
% of FP17s for the same patient ID Re-attending between 3 & 9 months - Adults	1	218	0.5%	35.0%	37.6%	50.5%
% of FP17s for Band 1 Urgent Courses	1	190	0.5%	10.8%	10.6%	9.1%
% of FP17s Relating to Free Repair or Replacements	0	190	0.0%	0.5%	0.6%	0.8%
% of FP17s Relating to Continuations	0	190	0.0%	0.9%	0.9%	1.3%
% of Patients satisfied with the dentistry they have received	0	0	N/A	89.2%	90.2%	93.2%
% of Patients satisfied with the time they had to wait for an appointment	0	0	N/A	81.5%	83.8%	89.0%

* This is based on patients treated on this contract for their most recent course of treatment. Figures in italics indicate the base number of FP17s or Patient Questionnaire responses are less than 100. N/A is shown where the base number of responses is less than 10 during the period. % is calculated as Quantity/Base number*100

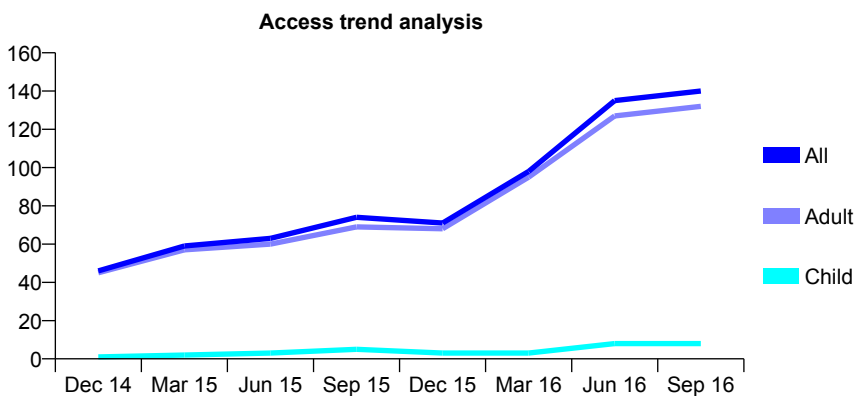
Q61 - Vital Signs At a Glance Contract Report for 118052/0001 - September 2016

Name or company name	Newham Family Dental Care Ltd
Contract type name	PDS Contract
Purpose of contract	General
Contract start date	20/04/2009
Contract end date	31/03/2017

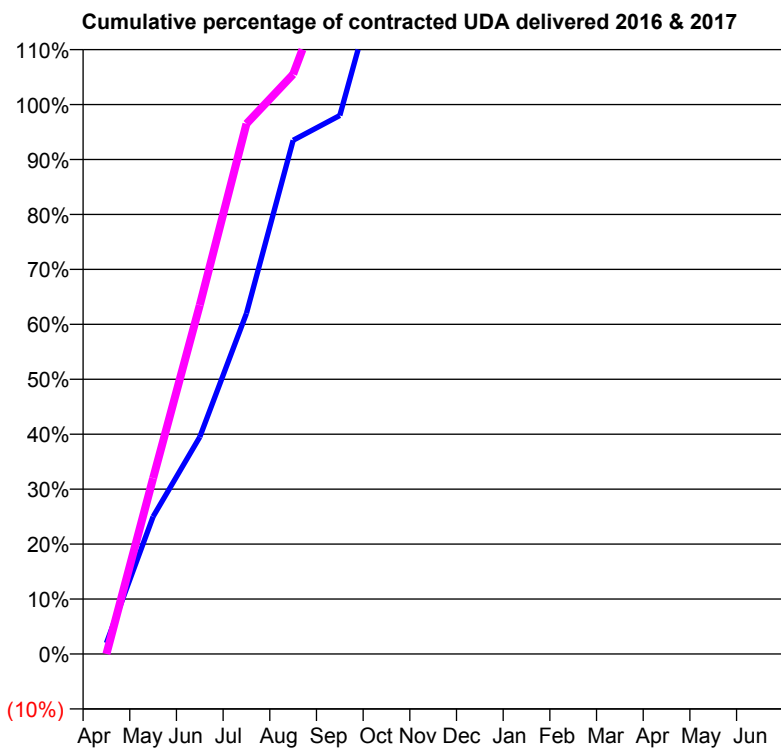
16/17 Contracted general activity (UDA)	200
Carry forward general activity (UDA)	0
16/17 Contracted orthodontic activity (UOA)	0
Carry forward orthodontic activity (UOA)	0
Baseline contract value	£48,983.70

ACCESS*

Patients seen in 24 months	Total	Change since previous quarter
Quarter ending September 2015	74	
Quarter ending December 2015	71	↓
Quarter ending March 2016	98	↑
Quarter ending June 2016	135	↑
Quarter ending September 2016	140	↑
Variance since September 2015	89.2%	↑



ACTIVITY



Month	Adjusted Scheduled Activity (UDA)	
	2016	2017
April	4	0
May	50	64
June	79	127
July	124	193
August	187	211
September	196	256
October	257	
November	317	
December	401	
January	401	
February	503	
March	565	
April	592	
May	592	
June	592	

QUALITY

	Quantity	Base Number	Contract	AT	Region	England
% of FP17s for the same patient ID Re-attending within 3 months - Children	1	9	11.1%	11.2%	11.8%	12.4%
% of FP17s for the same patient ID Re-attending within 3 months - Adults	0	86	0.0%	16.3%	17.1%	16.7%
% of FP17s for the same patient ID Re-attending between 3 & 9 months - Children	0	9	0.0%	41.5%	45.8%	57.4%
% of FP17s for the same patient ID Re-attending between 3 & 9 months - Adults	0	86	0.0%	35.0%	37.6%	50.5%
% of FP17s for Band 1 Urgent Courses	0	86	0.0%	10.8%	10.6%	9.1%
% of FP17s Relating to Free Repair or Replacements	0	86	0.0%	0.5%	0.6%	0.8%
% of FP17s Relating to Continuations	0	86	0.0%	0.9%	0.9%	1.3%
% of Patients satisfied with the dentistry they have received	0	0	N/A	89.2%	90.2%	93.2%
% of Patients satisfied with the time they had to wait for an appointment	0	0	N/A	81.5%	83.8%	89.0%

* This is based on patients treated on this contract for their most recent course of treatment. Figures in italics indicate the base number of FP17s or Patient Questionnaire responses are less than 100. N/A is shown where the base number of responses is less than 10 during the period. % is calculated as Quantity/Base number*100

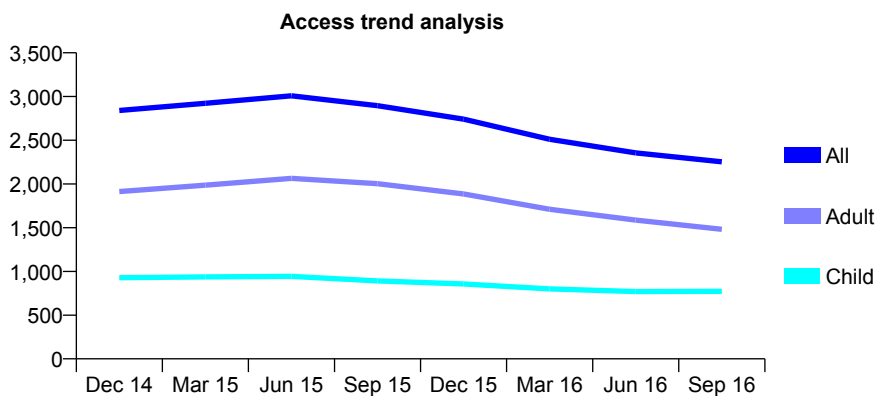
Q61 - Vital Signs At a Glance Contract Report for 118206/0001 - September 2016

Name or company name	Mr Chirag Patel and Mr Manish Patel
Contract type name	GDS Contract
Purpose of contract	General
Contract start date	01/06/2011
Contract end date	

16/17 Contracted general activity (UDA)	5,643
Carry forward general activity (UDA)	173
16/17 Contracted orthodontic activity (UOA)	0
Carry forward orthodontic activity (UOA)	0
Baseline contract value	£153,293.21

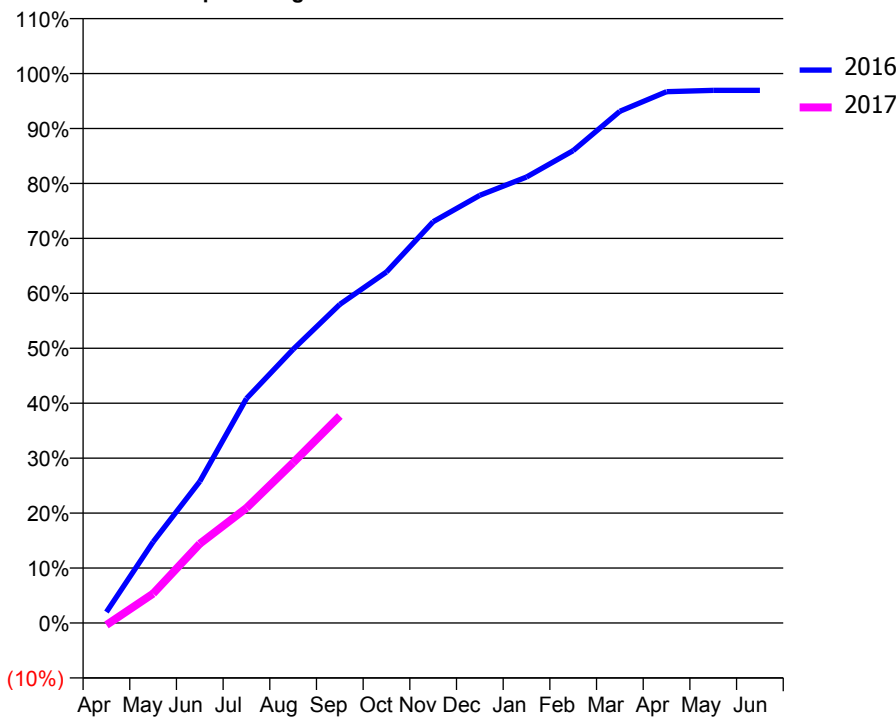
ACCESS*

Patients seen in 24 months	Total	Change since previous quarter
Quarter ending September 2015	2,895	
Quarter ending December 2015	2,742	↓
Quarter ending March 2016	2,511	↓
Quarter ending June 2016	2,356	↓
Quarter ending September 2016	2,254	↓
Variance since September 2015	(22.1%)	↓



ACTIVITY

Cumulative percentage of contracted UDA delivered 2016 & 2017



Adjusted Scheduled Activity (UDA)

Month	2016	2017
April	113	-21
May	833	302
June	1,454	814
July	2,305	1,181
August	2,811	1,646
September	3,272	2,126
October	3,605	
November	4,121	
December	4,393	
January	4,580	
February	4,851	
March	5,255	
April	5,457	
May	5,470	
June	5,470	

QUALITY

	Quantity	Base Number	Contract	AT	Region	England
% of FP17s for the same patient ID Re-attending within 3 months - Children	40	519	7.7%	11.2%	11.8%	12.4%
% of FP17s for the same patient ID Re-attending within 3 months - Adults	110	730	15.1%	16.3%	17.1%	16.7%
% of FP17s for the same patient ID Re-attending between 3 & 9 months - Children	221	519	42.6%	41.5%	45.8%	57.4%
% of FP17s for the same patient ID Re-attending between 3 & 9 months - Adults	192	730	26.3%	35.0%	37.6%	50.5%
% of FP17s for Band 1 Urgent Courses	160	1,168	13.7%	10.8%	10.6%	9.1%
% of FP17s Relating to Free Repair or Replacements	1	1,168	0.1%	0.5%	0.6%	0.8%
% of FP17s Relating to Continuations	13	1,168	1.1%	0.9%	0.9%	1.3%
% of Patients satisfied with the dentistry they have received	0	0	N/A	89.2%	90.2%	93.2%
% of Patients satisfied with the time they had to wait for an appointment	0	0	N/A	81.5%	83.8%	89.0%

* This is based on patients treated on this contract for their most recent course of treatment. Figures in italics indicate the base number of FP17s or Patient Questionnaire responses are less than 100. N/A is shown where the base number of responses is less than 10 during the period. % is calculated as Quantity/Base number*100

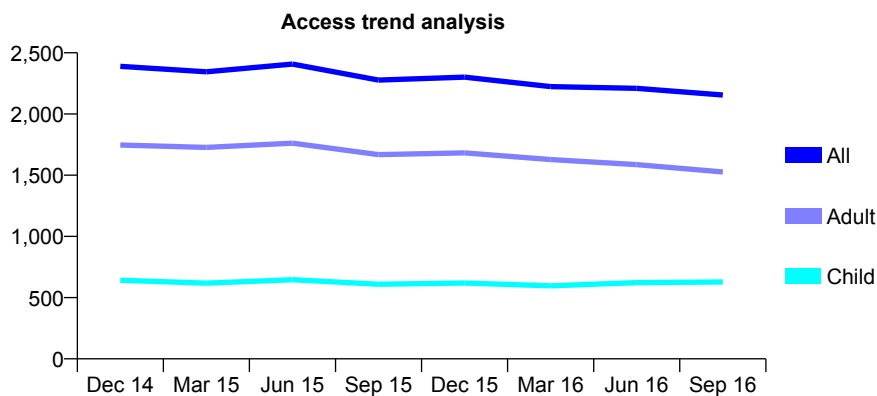
Q61 - Vital Signs At a Glance Contract Report for 118206/0002 - September 2016

Name or company name	Mr Chirag Patel and Mr Manish Patel
Contract type name	GDS Contract
Purpose of contract	General
Contract start date	01/10/2011
Contract end date	

16/17 Contracted general activity (UDA)	4,674
Carry forward general activity (UDA)	112
16/17 Contracted orthodontic activity (UOA)	0
Carry forward orthodontic activity (UOA)	0
Baseline contract value	£127,905.12

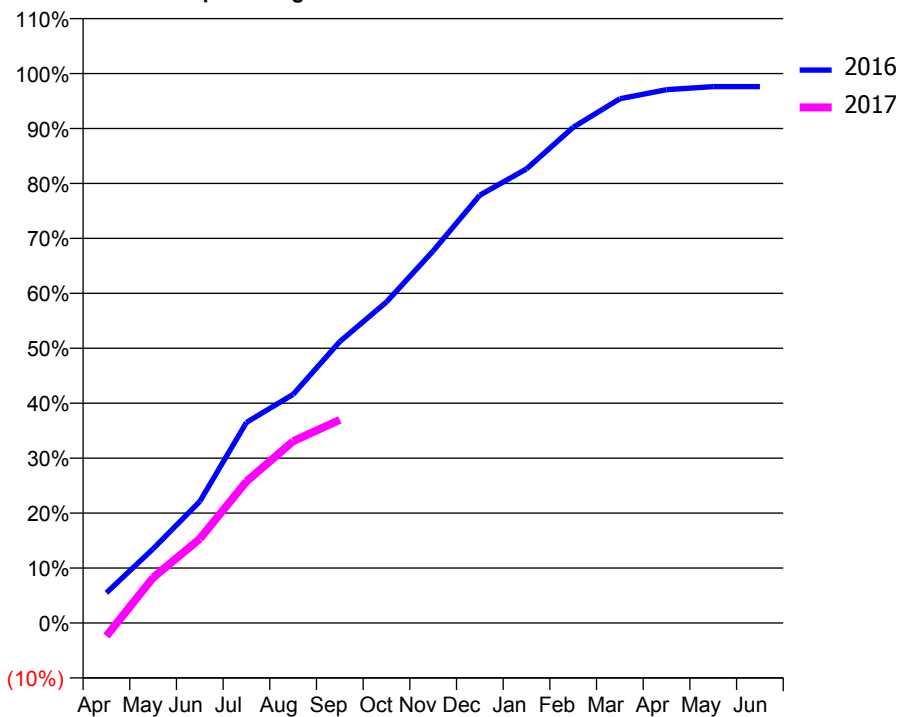
ACCESS*

Patients seen in 24 months	Total	Change since previous quarter
Quarter ending September 2015	2,277	
Quarter ending December 2015	2,301	→
Quarter ending March 2016	2,224	↓
Quarter ending June 2016	2,210	→
Quarter ending September 2016	2,155	↓
Variance since September 2015	(5.4%)	↓



ACTIVITY

Cumulative percentage of contracted UDA delivered 2016 & 2017



Month	Adjusted Scheduled Activity (UDA)	
	2016	2017
April	256	-112
May	631	386
June	1,034	717
July	1,707	1,204
August	1,945	1,547
September	2,394	1,728
October	2,730	
November	3,165	
December	3,640	
January	3,863	
February	4,216	
March	4,460	
April	4,536	
May	4,562	
June	4,562	

QUALITY

	Quantity	Base Number	Contract	AT	Region	England
% of FP17s for the same patient ID Re-attending within 3 months - Children	24	357	6.7%	11.2%	11.8%	12.4%
% of FP17s for the same patient ID Re-attending within 3 months - Adults	94	656	14.3%	16.3%	17.1%	16.7%
% of FP17s for the same patient ID Re-attending between 3 & 9 months - Children	115	357	32.2%	41.5%	45.8%	57.4%
% of FP17s for the same patient ID Re-attending between 3 & 9 months - Adults	169	656	25.8%	35.0%	37.6%	50.5%
% of FP17s for Band 1 Urgent Courses	163	964	16.9%	10.8%	10.6%	9.1%
% of FP17s Relating to Free Repair or Replacements	5	964	0.5%	0.5%	0.6%	0.8%
% of FP17s Relating to Continuations	10	964	1.0%	0.9%	0.9%	1.3%
% of Patients satisfied with the dentistry they have received	0	0	N/A	89.2%	90.2%	93.2%
% of Patients satisfied with the time they had to wait for an appointment	0	0	N/A	81.5%	83.8%	89.0%

* This is based on patients treated on this contract for their most recent course of treatment. Figures in italics indicate the base number of FP17s or Patient Questionnaire responses are less than 100. N/A is shown where the base number of responses is less than 10 during the period. % is calculated as Quantity/Base number*100

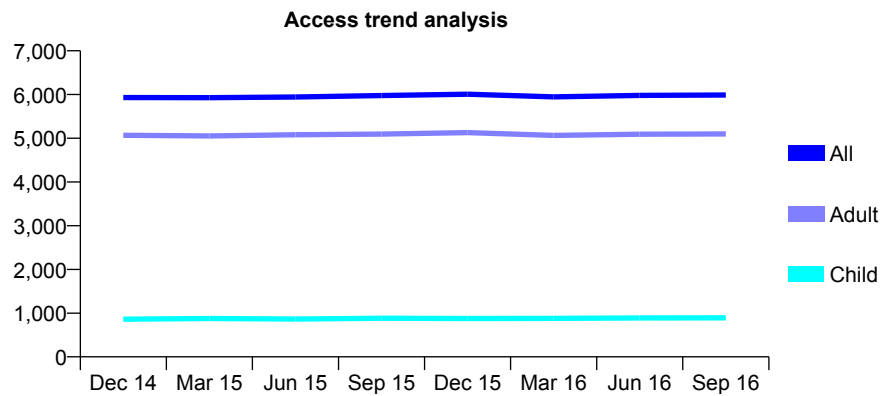
Q61 - Vital Signs At a Glance Contract Report for 119083/0001 - September 2016

Name or company name	Parkway Dental Care
Contract type name	GDS Contract
Purpose of contract	General
Contract start date	01/03/2011
Contract end date	

16/17 Contracted general activity (UDA)	19,435
Carry forward general activity (UDA)	0
16/17 Contracted orthodontic activity (UOA)	0
Carry forward orthodontic activity (UOA)	0
Baseline contract value	£414,401.17

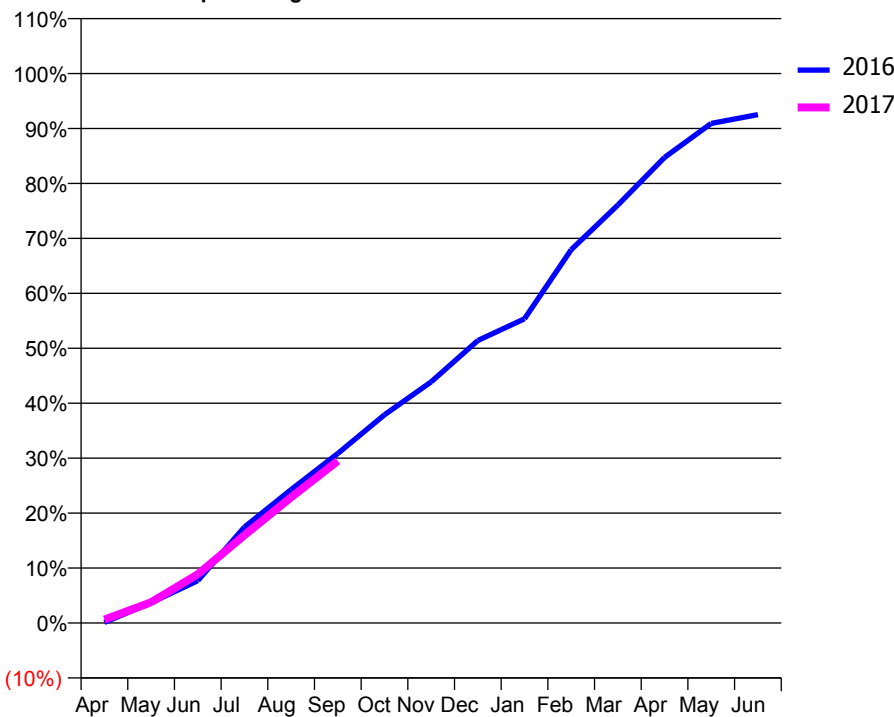
ACCESS*

Patients seen in 24 months	Total	Change since previous quarter
Quarter ending September 2015	5,978	
Quarter ending December 2015	6,006	→
Quarter ending March 2016	5,946	→
Quarter ending June 2016	5,981	→
Quarter ending September 2016	5,990	→
Variance since September 2015	0.2%	→



ACTIVITY

Cumulative percentage of contracted UDA delivered 2016 & 2017



Month	Adjusted Scheduled Activity (UDA)	
	2016	2017
April	19	121
May	721	734
June	1,499	1,725
July	3,394	3,105
August	4,720	4,445
September	5,994	5,730
October	7,364	
November	8,530	
December	9,991	
January	10,760	
February	13,203	
March	14,781	
April	16,468	
May	17,670	
June	17,982	

QUALITY

	Quantity	Base Number	Contract	AT	Region	England
% of FP17s for the same patient ID Re-attending within 3 months - Children	22	485	4.5%	11.2%	11.8%	12.4%
% of FP17s for the same patient ID Re-attending within 3 months - Adults	352	2,677	13.1%	16.3%	17.1%	16.7%
% of FP17s for the same patient ID Re-attending between 3 & 9 months - Children	175	485	36.1%	41.5%	45.8%	57.4%
% of FP17s for the same patient ID Re-attending between 3 & 9 months - Adults	1,031	2,677	38.5%	35.0%	37.6%	50.5%
% of FP17s for Band 1 Urgent Courses	132	2,461	5.4%	10.8%	10.6%	9.1%
% of FP17s Relating to Free Repair or Replacements	22	2,461	0.9%	0.5%	0.6%	0.8%
% of FP17s Relating to Continuations	34	2,461	1.4%	0.9%	0.9%	1.3%
% of Patients satisfied with the dentistry they have received	3	3	N/A	89.2%	90.2%	93.2%
% of Patients satisfied with the time they had to wait for an appointment	3	3	N/A	81.5%	83.8%	89.0%

* This is based on patients treated on this contract for their most recent course of treatment. Figures in italics indicate the base number of FP17s or Patient Questionnaire responses are less than 100. N/A is shown where the base number of responses is less than 10 during the period. % is calculated as Quantity/Base number*100

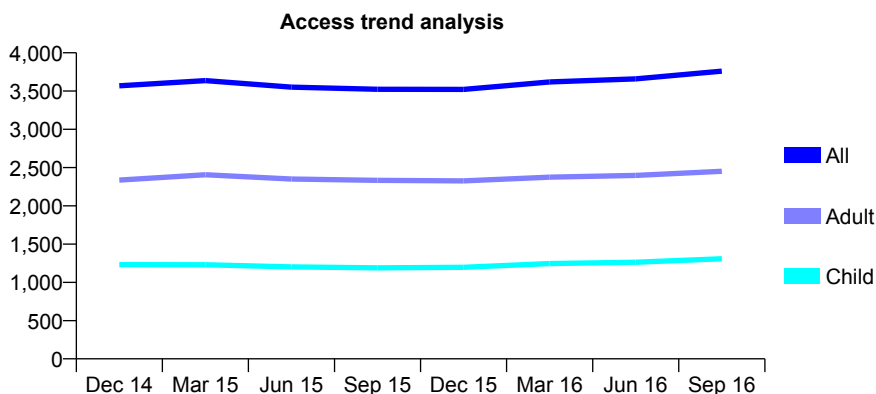
Q61 - Vital Signs At a Glance Contract Report for 119156/0001 - September 2016

Name or company name	Amshell Ltd
Contract type name	GDS Contract
Purpose of contract	General
Contract start date	01/10/2011
Contract end date	

16/17 Contracted general activity (UDA)	12,506
Carry forward general activity (UDA)	0
16/17 Contracted orthodontic activity (UOA)	0
Carry forward orthodontic activity (UOA)	0
Baseline contract value	£520,209.92

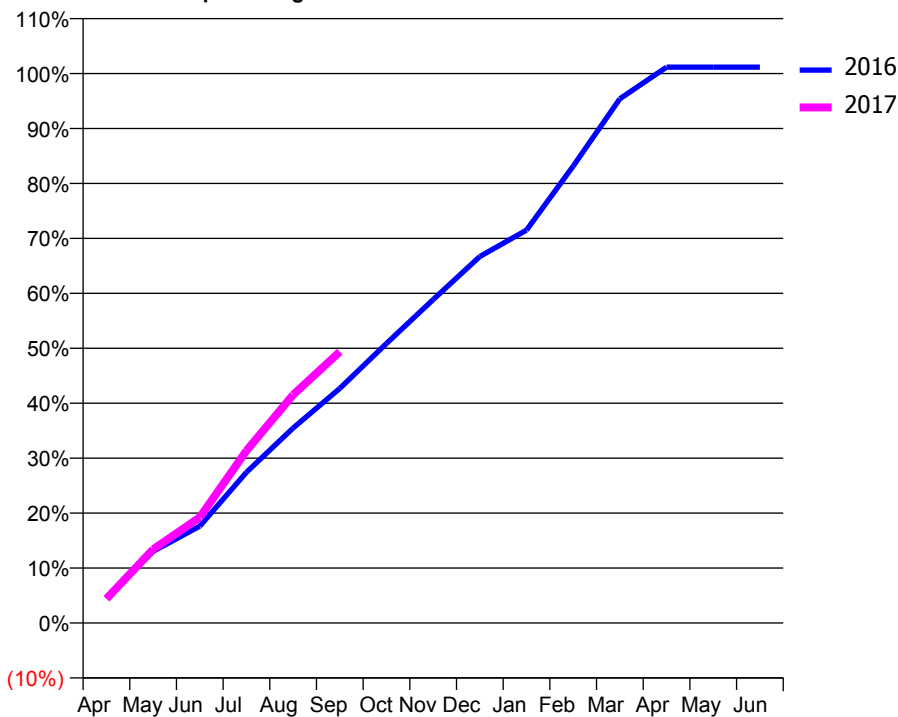
ACCESS*

Patients seen in 24 months	Total	Change since previous quarter
Quarter ending September 2015	3,523	
Quarter ending December 2015	3,522	→
Quarter ending March 2016	3,620	↑
Quarter ending June 2016	3,659	→
Quarter ending September 2016	3,760	↑
Variance since September 2015	6.7%	↑



ACTIVITY

Cumulative percentage of contracted UDA delivered 2016 & 2017



Month	Adjusted Scheduled Activity (UDA)	
	2016	2017
April	585	549
May	1,632	1,676
June	2,204	2,404
July	3,430	3,922
August	4,437	5,194
September	5,339	6,175
October	6,363	
November	7,360	
December	8,342	
January	8,942	
February	10,398	
March	11,932	
April	12,651	
May	12,652	
June	12,652	

QUALITY

	Quantity	Base Number	Contract	AT	Region	England
% of FP17s for the same patient ID Re-attending within 3 months - Children	66	842	7.8%	11.2%	11.8%	12.4%
% of FP17s for the same patient ID Re-attending within 3 months - Adults	236	1,399	16.9%	16.3%	17.1%	16.7%
% of FP17s for the same patient ID Re-attending between 3 & 9 months - Children	325	842	38.6%	41.5%	45.8%	57.4%
% of FP17s for the same patient ID Re-attending between 3 & 9 months - Adults	396	1,399	28.3%	35.0%	37.6%	50.5%
% of FP17s for Band 1 Urgent Courses	355	2,030	17.5%	10.8%	10.6%	9.1%
% of FP17s Relating to Free Repair or Replacements	6	2,030	0.3%	0.5%	0.6%	0.8%
% of FP17s Relating to Continuations	4	2,030	0.2%	0.9%	0.9%	1.3%
% of Patients satisfied with the dentistry they have received	1	1	N/A	89.2%	90.2%	93.2%
% of Patients satisfied with the time they had to wait for an appointment	1	1	N/A	81.5%	83.8%	89.0%

* This is based on patients treated on this contract for their most recent course of treatment. Figures in italics indicate the base number of FP17s or Patient Questionnaire responses are less than 100. N/A is shown where the base number of responses is less than 10 during the period. % is calculated as Quantity/Base number*100

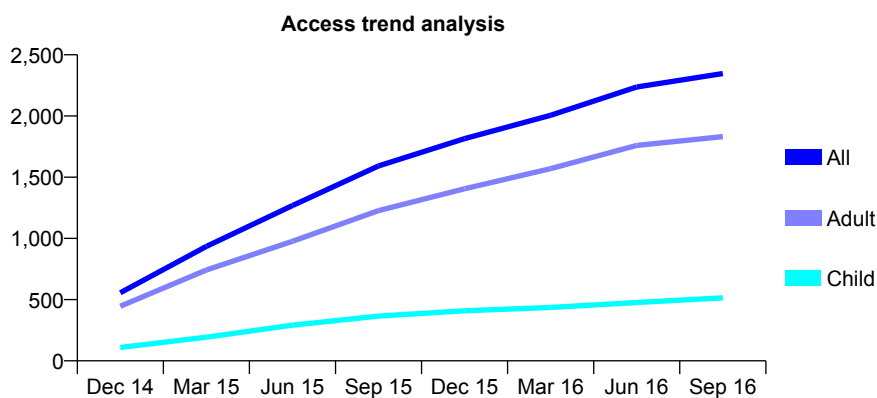
Q61 - Vital Signs At a Glance Contract Report for 119881/0001 - September 2016

Name or company name	Mr Ashish Patel
Contract type name	GDS Contract
Purpose of contract	General
Contract start date	01/08/2014
Contract end date	

16/17 Contracted general activity (UDA)	6,300
Carry forward general activity (UDA)	-11
16/17 Contracted orthodontic activity (UOA)	0
Carry forward orthodontic activity (UOA)	0
Baseline contract value	£143,238.49

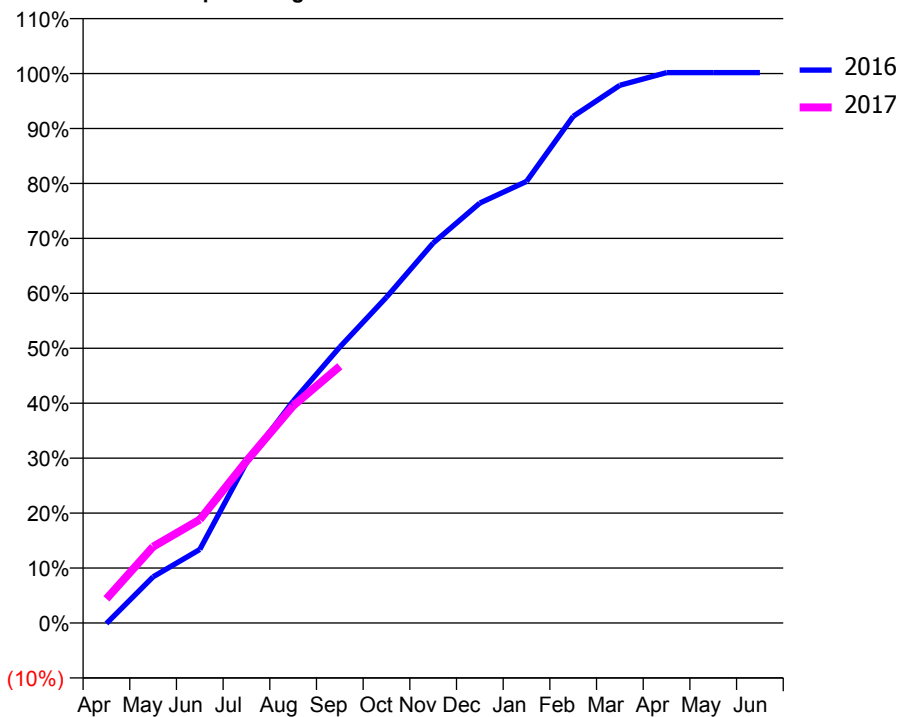
ACCESS*

Patients seen in 24 months	Total	Change since previous quarter
Quarter ending September 2015	1,592	
Quarter ending December 2015	1,815	↑
Quarter ending March 2016	2,006	↑
Quarter ending June 2016	2,237	↑
Quarter ending September 2016	2,347	↑
Variance since September 2015	47.4%	↑



ACTIVITY

Cumulative percentage of contracted UDA delivered 2016 & 2017



Month	Adjusted Scheduled Activity (UDA)	
	2016	2017
April	-7	278
May	529	876
June	843	1,185
July	1,839	1,857
August	2,543	2,490
September	3,163	2,943
October	3,735	
November	4,357	
December	4,815	
January	5,063	
February	5,809	
March	6,164	
April	6,311	
May	6,311	
June	6,311	

QUALITY

	Quantity	Base Number	Contract	AT	Region	England
% of FP17s for the same patient ID Re-attending within 3 months - Children	24	290	8.3%	11.2%	11.8%	12.4%
% of FP17s for the same patient ID Re-attending within 3 months - Adults	196	1,034	19.0%	16.3%	17.1%	16.7%
% of FP17s for the same patient ID Re-attending between 3 & 9 months - Children	81	290	27.9%	41.5%	45.8%	57.4%
% of FP17s for the same patient ID Re-attending between 3 & 9 months - Adults	257	1,034	24.9%	35.0%	37.6%	50.5%
% of FP17s for Band 1 Urgent Courses	232	1,270	18.3%	10.8%	10.6%	9.1%
% of FP17s Relating to Free Repair or Replacements	4	1,270	0.3%	0.5%	0.6%	0.8%
% of FP17s Relating to Continuations	7	1,270	0.6%	0.9%	0.9%	1.3%
% of Patients satisfied with the dentistry they have received	0	0	N/A	89.2%	90.2%	93.2%
% of Patients satisfied with the time they had to wait for an appointment	0	0	N/A	81.5%	83.8%	89.0%

* This is based on patients treated on this contract for their most recent course of treatment. Figures in italics indicate the base number of FP17s or Patient Questionnaire responses are less than 100. N/A is shown where the base number of responses is less than 10 during the period. % is calculated as Quantity/Base number*100

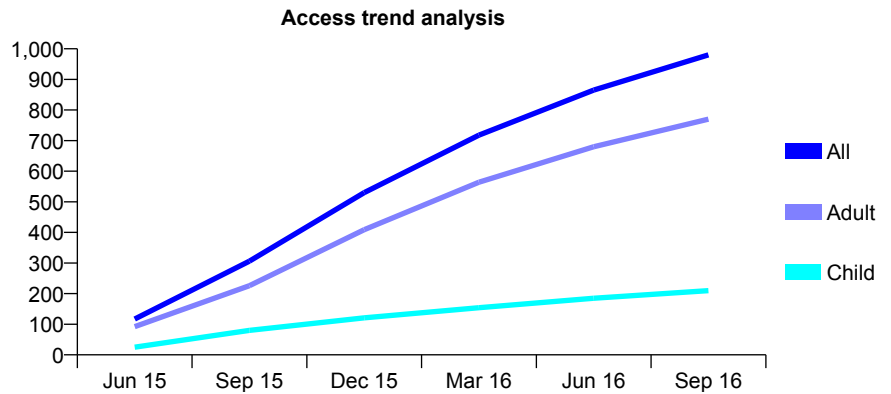
Q61 - Vital Signs At a Glance Contract Report for 120219/0001 - September 2016

Name or company name	SMILE DENT - Green Lanes
Contract type name	GDS Contract
Purpose of contract	General
Contract start date	01/04/2015
Contract end date	

16/17 Contracted general activity (UDA)	3,786
Carry forward general activity (UDA)	0
16/17 Contracted orthodontic activity (UOA)	0
Carry forward orthodontic activity (UOA)	0
Baseline contract value	£104,646.11

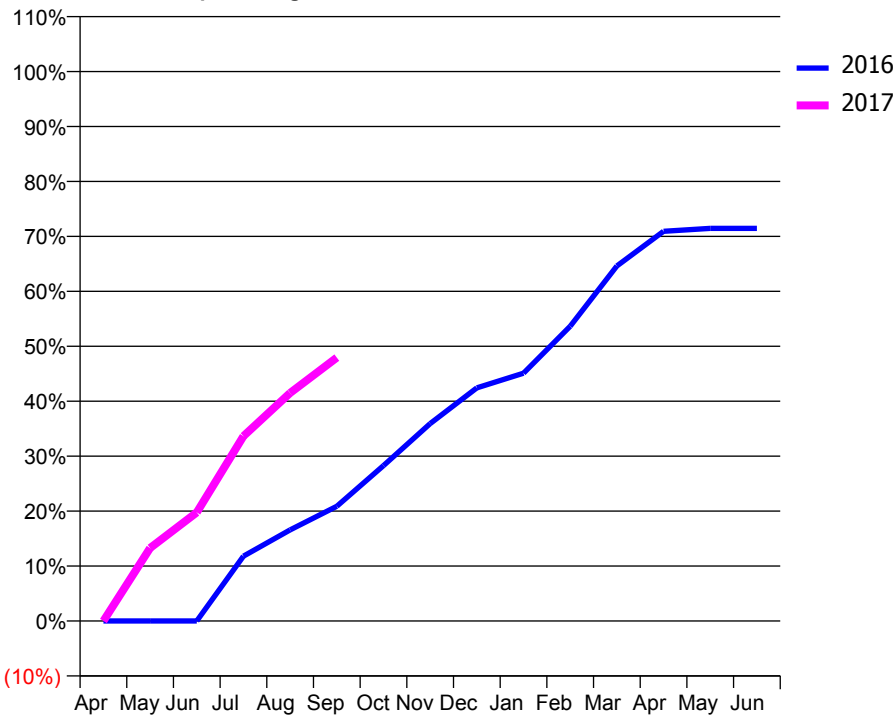
ACCESS*

Patients seen in 24 months	Total	Change since previous quarter
Quarter ending September 2015	306	
Quarter ending December 2015	530	↑
Quarter ending March 2016	718	↑
Quarter ending June 2016	865	↑
Quarter ending September 2016	980	↑
Variance since September 2015	220.3%	↑



ACTIVITY

Cumulative percentage of contracted UDA delivered 2016 & 2017



Month	Adjusted Scheduled Activity (UDA)	
	2016	2017
April	0	0
May	0	503
June	0	749
July	447	1,274
August	628	1,571
September	790	1,815
October	1,071	
November	1,360	
December	1,607	
January	1,707	
February	2,031	
March	2,446	
April	2,685	
May	2,705	
June	2,705	

QUALITY

	Quantity	Base Number	Contract	AT	Region	England
% of FP17s for the same patient ID Re-attending within 3 months - Children	14	170	8.2%	11.2%	11.8%	12.4%
% of FP17s for the same patient ID Re-attending within 3 months - Adults	105	588	17.9%	16.3%	17.1%	16.7%
% of FP17s for the same patient ID Re-attending between 3 & 9 months - Children	69	170	40.6%	41.5%	45.8%	57.4%
% of FP17s for the same patient ID Re-attending between 3 & 9 months - Adults	185	588	31.5%	35.0%	37.6%	50.5%
% of FP17s for Band 1 Urgent Courses	53	663	8.0%	10.8%	10.6%	9.1%
% of FP17s Relating to Free Repair or Replacements	13	663	2.0%	0.5%	0.6%	0.8%
% of FP17s Relating to Continuations	9	663	1.4%	0.9%	0.9%	1.3%
% of Patients satisfied with the dentistry they have received	0	0	N/A	89.2%	90.2%	93.2%
% of Patients satisfied with the time they had to wait for an appointment	0	0	N/A	81.5%	83.8%	89.0%

* This is based on patients treated on this contract for their most recent course of treatment. Figures in italics indicate the base number of FP17s or Patient Questionnaire responses are less than 100. N/A is shown where the base number of responses is less than 10 during the period. % is calculated as Quantity/Base number*100

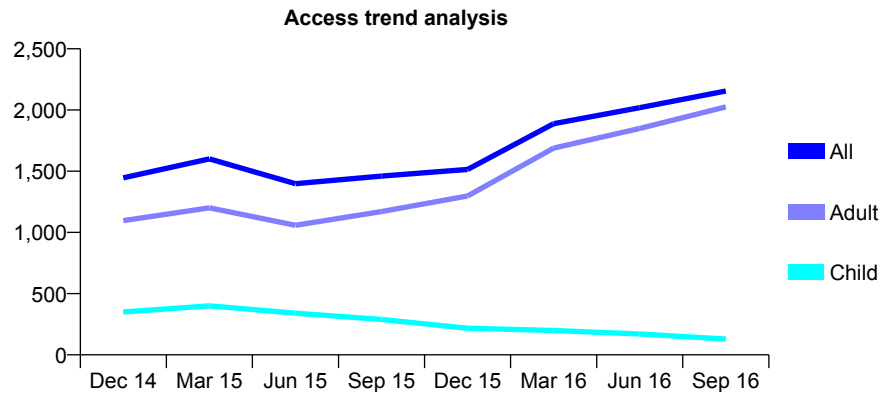
Q61 - Vital Signs At a Glance Contract Report for 120340/0001 - September 2016

Name or company name	MR MR MANBAJOOD
Contract type name	GDS Contract
Purpose of contract	General
Contract start date	11/04/2013
Contract end date	

16/17 Contracted general activity (UDA)	3,657
Carry forward general activity (UDA)	-14
16/17 Contracted orthodontic activity (UOA)	0
Carry forward orthodontic activity (UOA)	0
Baseline contract value	£104,735.76

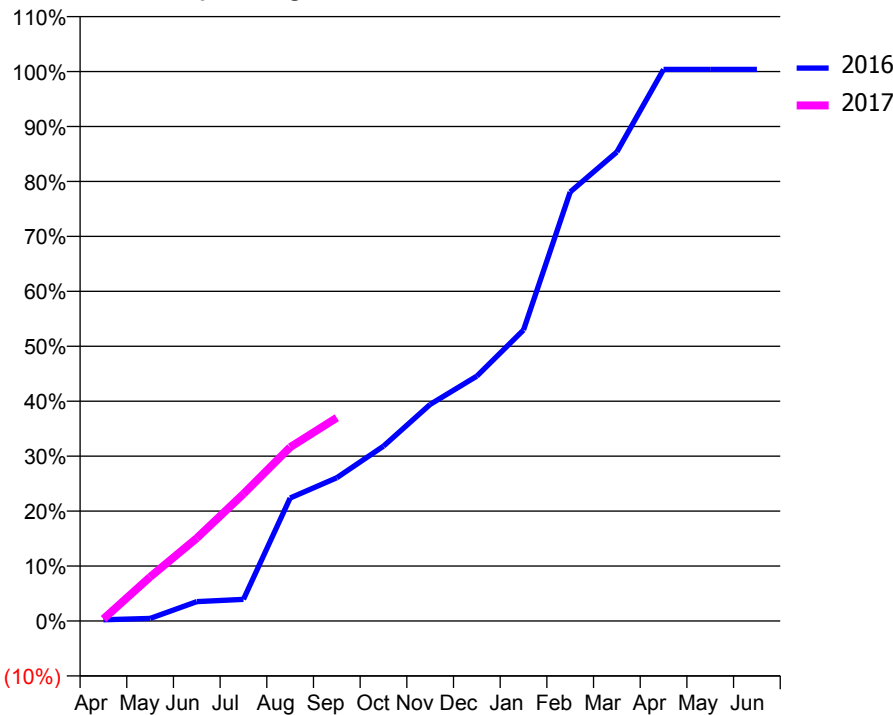
ACCESS*

Patients seen in 24 months	Total	Change since previous quarter
Quarter ending September 2015	1,460	
Quarter ending December 2015	1,515	↑
Quarter ending March 2016	1,888	↑
Quarter ending June 2016	2,019	↑
Quarter ending September 2016	2,155	↑
Variance since September 2015	47.6%	↑



ACTIVITY

Cumulative percentage of contracted UDA delivered 2016 & 2017



Month	Adjusted Scheduled Activity (UDA)	
	2016	2017
April	8	14
May	17	293
June	129	552
July	144	846
August	818	1,157
September	953	1,353
October	1,164	
November	1,442	
December	1,629	
January	1,936	
February	2,855	
March	3,121	
April	3,671	
May	3,671	
June	3,671	

QUALITY

	Quantity	Base Number	Contract	AT	Region	England
% of FP17s for the same patient ID Re-attending within 3 months - Children	2	31	6.5%	11.2%	11.8%	12.4%
% of FP17s for the same patient ID Re-attending within 3 months - Adults	68	945	7.2%	16.3%	17.1%	16.7%
% of FP17s for the same patient ID Re-attending between 3 & 9 months - Children	3	31	9.7%	41.5%	45.8%	57.4%
% of FP17s for the same patient ID Re-attending between 3 & 9 months - Adults	86	945	9.1%	35.0%	37.6%	50.5%
% of FP17s for Band 1 Urgent Courses	73	715	10.2%	10.8%	10.6%	9.1%
% of FP17s Relating to Free Repair or Replacements	2	715	0.3%	0.5%	0.6%	0.8%
% of FP17s Relating to Continuations	10	715	1.4%	0.9%	0.9%	1.3%
% of Patients satisfied with the dentistry they have received	1	1	N/A	89.2%	90.2%	93.2%
% of Patients satisfied with the time they had to wait for an appointment	1	1	N/A	81.5%	83.8%	89.0%

* This is based on patients treated on this contract for their most recent course of treatment. Figures in italics indicate the base number of FP17s or Patient Questionnaire responses are less than 100. N/A is shown where the base number of responses is less than 10 during the period. % is calculated as Quantity/Base number*100

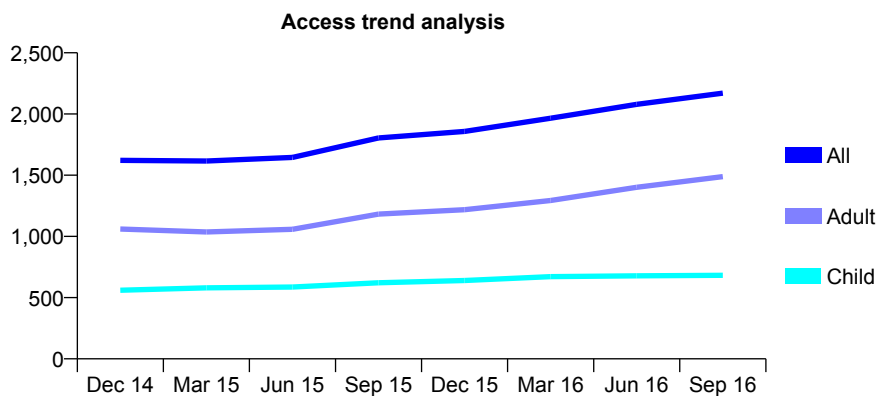
Q61 - Vital Signs At a Glance Contract Report for 121592/0001 - September 2016

Name or company name	Colney Hatch Dental Practice Ltd
Contract type name	Pilot Contract
Purpose of contract	General
Contract start date	01/07/2008
Contract end date	

16/17 Contracted general activity (UDA)	5,744
Carry forward general activity (UDA)	0
16/17 Contracted orthodontic activity (UOA)	0
Carry forward orthodontic activity (UOA)	0
Baseline contract value	£181,313.00

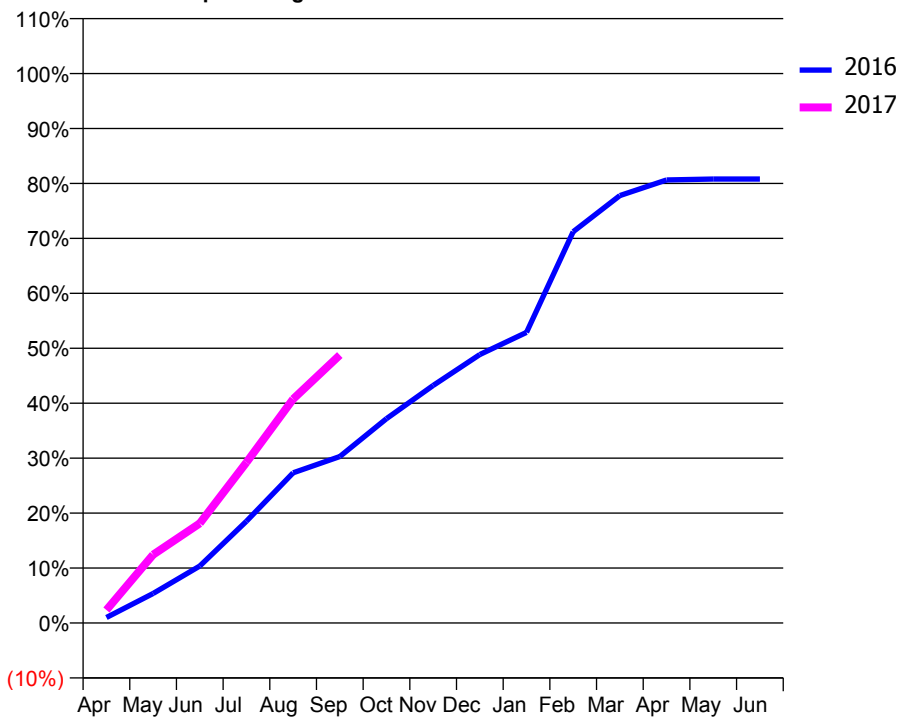
ACCESS*

Patients seen in 24 months	Total	Change since previous quarter
Quarter ending September 2015	1,804	
Quarter ending December 2015	1,858	↑
Quarter ending March 2016	1,966	↑
Quarter ending June 2016	2,079	↑
Quarter ending September 2016	2,171	↑
Variance since September 2015	20.3%	↑



ACTIVITY

Cumulative percentage of contracted UDA delivered 2016 & 2017



Month	Adjusted Scheduled Activity (UDA)	
	2016	2017
April	58	136
May	309	714
June	595	1,042
July	1,065	1,679
August	1,570	2,341
September	1,740	2,801
October	2,136	
November	2,483	
December	2,806	
January	3,037	
February	4,090	
March	4,468	
April	4,631	
May	4,641	
June	4,641	

QUALITY

	Quantity	Base Number	Contract	AT	Region	England
% of FP17s for the same patient ID Re-attending within 3 months - Children	46	502	9.2%	11.2%	11.8%	12.4%
% of FP17s for the same patient ID Re-attending within 3 months - Adults	137	807	17.0%	16.3%	17.1%	16.7%
% of FP17s for the same patient ID Re-attending between 3 & 9 months - Children	261	502	52.0%	41.5%	45.8%	57.4%
% of FP17s for the same patient ID Re-attending between 3 & 9 months - Adults	230	807	28.5%	35.0%	37.6%	50.5%
% of FP17s for Band 1 Urgent Courses	159	1,243	12.8%	10.8%	10.6%	9.1%
% of FP17s Relating to Free Repair or Replacements	4	1,243	0.3%	0.5%	0.6%	0.8%
% of FP17s Relating to Continuations	14	1,243	1.1%	0.9%	0.9%	1.3%
% of Patients satisfied with the dentistry they have received	2	2	N/A	89.2%	90.2%	93.2%
% of Patients satisfied with the time they had to wait for an appointment	2	2	N/A	81.5%	83.8%	89.0%

* This is based on patients treated on this contract for their most recent course of treatment. Figures in italics indicate the base number of FP17s or Patient Questionnaire responses are less than 100. N/A is shown where the base number of responses is less than 10 during the period. % is calculated as Quantity/Base number*100

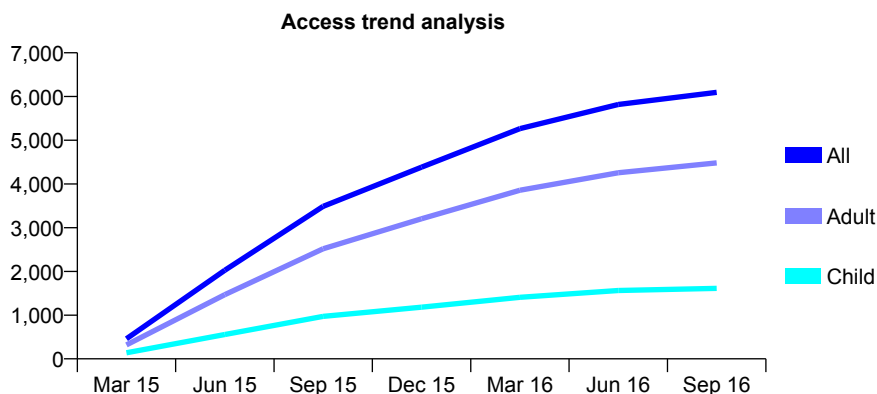
Q61 - Vital Signs At a Glance Contract Report for 122734/0001 - September 2016

Name or company name	Woodford Partnership
Contract type name	GDS Contract
Purpose of contract	General
Contract start date	01/02/2015
Contract end date	

16/17 Contracted general activity (UDA)	18,678
Carry forward general activity (UDA)	0
16/17 Contracted orthodontic activity (UOA)	0
Carry forward orthodontic activity (UOA)	0
Baseline contract value	£461,194.21

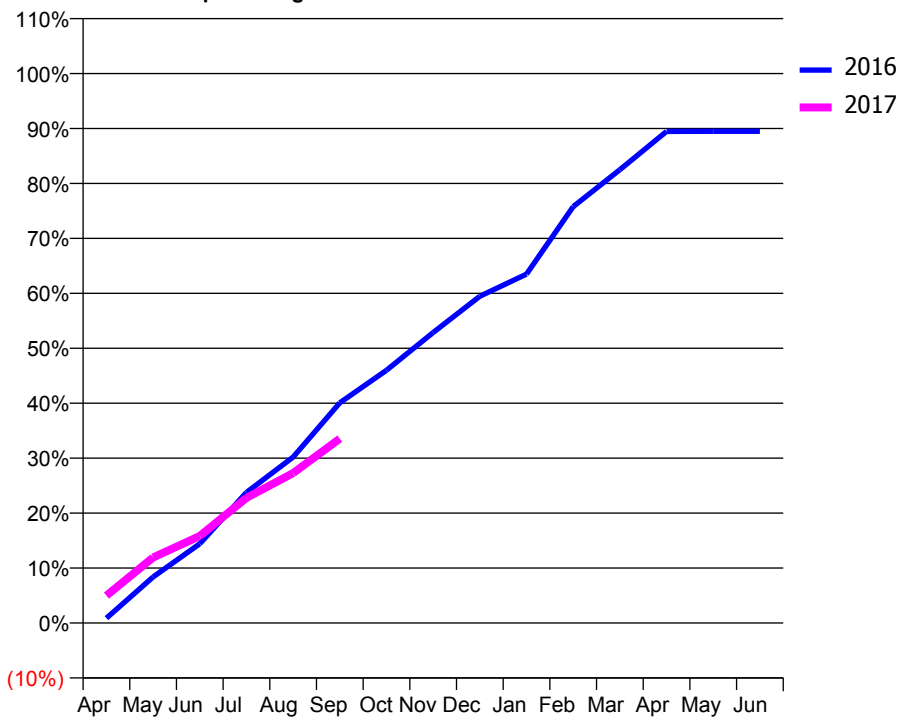
ACCESS*

Patients seen in 24 months	Total	Change since previous quarter
Quarter ending September 2015	3,489	
Quarter ending December 2015	4,385	↑
Quarter ending March 2016	5,266	↑
Quarter ending June 2016	5,818	↑
Quarter ending September 2016	6,096	↑
Variance since September 2015	74.7%	↑



ACTIVITY

Cumulative percentage of contracted UDA delivered 2016 & 2017



Adjusted Scheduled Activity (UDA)

Month	2016	2017
April	165	934
May	1,565	2,229
June	2,696	2,959
July	4,441	4,256
August	5,640	5,099
September	7,487	6,266
October	8,592	
November	9,874	
December	11,106	
January	11,860	
February	14,152	
March	15,409	
April	16,708	
May	16,713	
June	16,713	

QUALITY

	Quantity	Base Number	Contract	AT	Region	England
% of FP17s for the same patient ID Re-attending within 3 months - Children	114	993	11.5%	11.2%	11.8%	12.4%
% of FP17s for the same patient ID Re-attending within 3 months - Adults	505	2,539	19.9%	16.3%	17.1%	16.7%
% of FP17s for the same patient ID Re-attending between 3 & 9 months - Children	351	993	35.3%	41.5%	45.8%	57.4%
% of FP17s for the same patient ID Re-attending between 3 & 9 months - Adults	789	2,539	31.1%	35.0%	37.6%	50.5%
% of FP17s for Band 1 Urgent Courses	281	2,970	9.5%	10.8%	10.6%	9.1%
% of FP17s Relating to Free Repair or Replacements	7	2,970	0.2%	0.5%	0.6%	0.8%
% of FP17s Relating to Continuations	125	2,970	4.2%	0.9%	0.9%	1.3%
% of Patients satisfied with the dentistry they have received	6	6	N/A	89.2%	90.2%	93.2%
% of Patients satisfied with the time they had to wait for an appointment	6	6	N/A	81.5%	83.8%	89.0%

* This is based on patients treated on this contract for their most recent course of treatment. Figures in italics indicate the base number of FP17s or Patient Questionnaire responses are less than 100. N/A is shown where the base number of responses is less than 10 during the period. % is calculated as Quantity/Base number*100

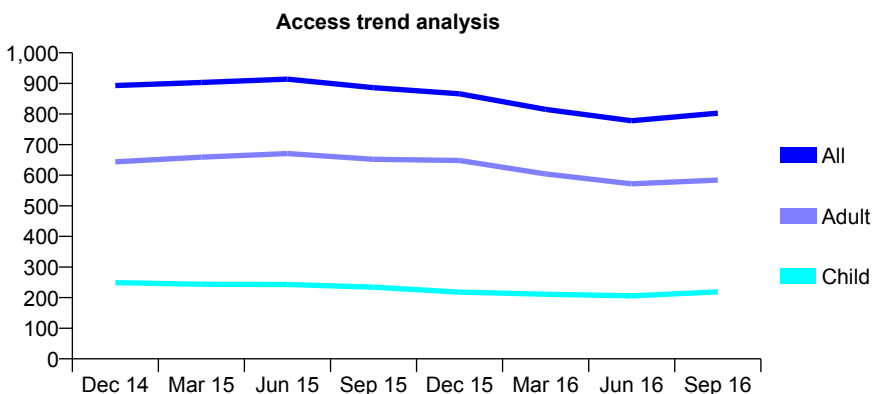
Q61 - Vital Signs At a Glance Contract Report for 122831/0001 - September 2016

Name or company name	Mrs N Mistry & Miss P Mistry
Contract type name	GDS Contract
Purpose of contract	General
Contract start date	01/02/2012
Contract end date	

16/17 Contracted general activity (UDA)	1,902
Carry forward general activity (UDA)	0
16/17 Contracted orthodontic activity (UOA)	0
Carry forward orthodontic activity (UOA)	0
Baseline contract value	£49,048.12

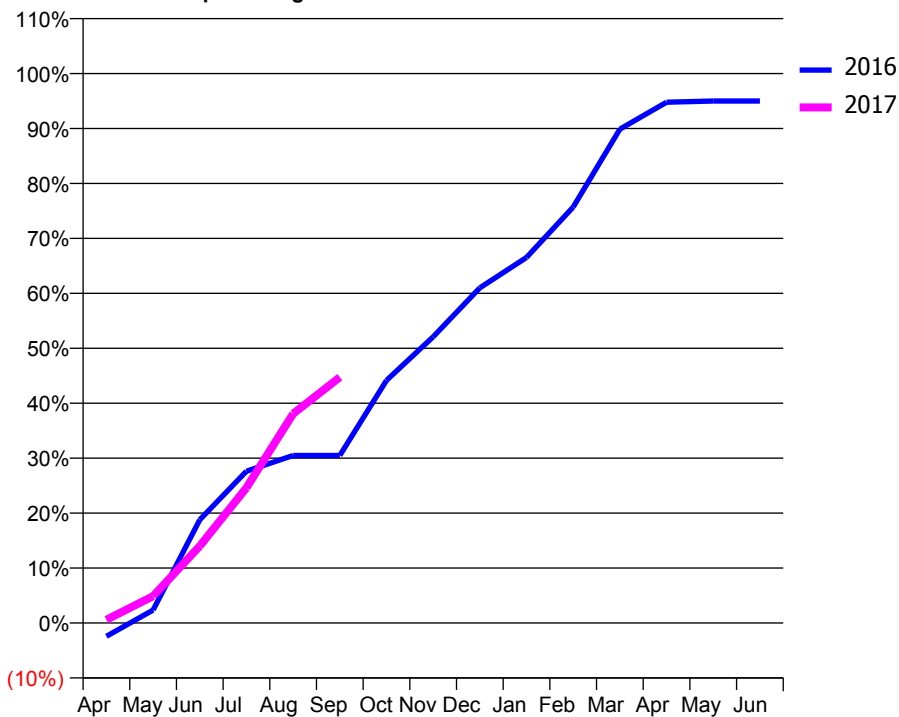
ACCESS*

Patients seen in 24 months	Total	Change since previous quarter
Quarter ending September 2015	886	
Quarter ending December 2015	866	↓
Quarter ending March 2016	815	↓
Quarter ending June 2016	778	↓
Quarter ending September 2016	803	↑
Variance since September 2015	(9.4%)	↓



ACTIVITY

Cumulative percentage of contracted UDA delivered 2016 & 2017



Month	Adjusted Scheduled Activity (UDA)	
	2016	2017
April	-46	11
May	45	93
June	358	266
July	525	468
August	580	724
September	580	851
October	840	
November	991	
December	1,160	
January	1,265	
February	1,440	
March	1,709	
April	1,803	
May	1,807	
June	1,807	

QUALITY

	Quantity	Base Number	Contract	AT	Region	England
% of FP17s for the same patient ID Re-attending within 3 months - Children	10	129	7.8%	11.2%	11.8%	12.4%
% of FP17s for the same patient ID Re-attending within 3 months - Adults	29	280	10.4%	16.3%	17.1%	16.7%
% of FP17s for the same patient ID Re-attending between 3 & 9 months - Children	35	129	27.1%	41.5%	45.8%	57.4%
% of FP17s for the same patient ID Re-attending between 3 & 9 months - Adults	63	280	22.5%	35.0%	37.6%	50.5%
% of FP17s for Band 1 Urgent Courses	44	383	11.5%	10.8%	10.6%	9.1%
% of FP17s Relating to Free Repair or Replacements	2	383	0.5%	0.5%	0.6%	0.8%
% of FP17s Relating to Continuations	5	383	1.3%	0.9%	0.9%	1.3%
% of Patients satisfied with the dentistry they have received	0	0	N/A	89.2%	90.2%	93.2%
% of Patients satisfied with the time they had to wait for an appointment	0	0	N/A	81.5%	83.8%	89.0%

* This is based on patients treated on this contract for their most recent course of treatment. Figures in italics indicate the base number of FP17s or Patient Questionnaire responses are less than 100. N/A is shown where the base number of responses is less than 10 during the period. % is calculated as Quantity/Base number*100

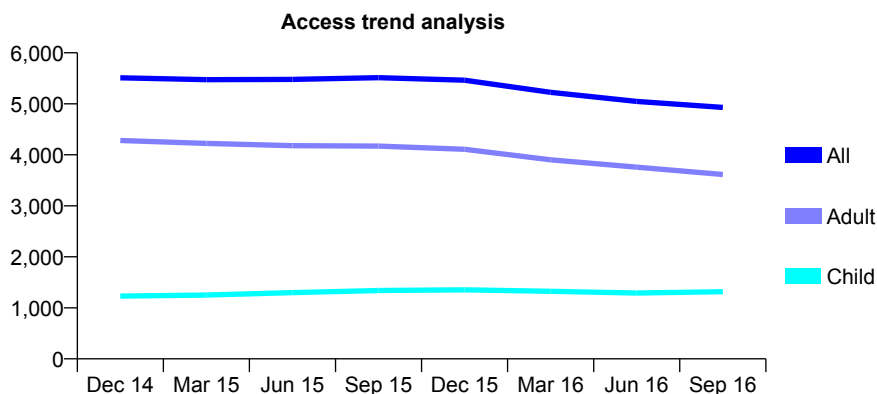
Q61 - Vital Signs At a Glance Contract Report for 123331/0001 - September 2016

Name or company name	East India Dock Road Dental Practice
Contract type name	GDS Contract
Purpose of contract	General
Contract start date	01/04/2007
Contract end date	

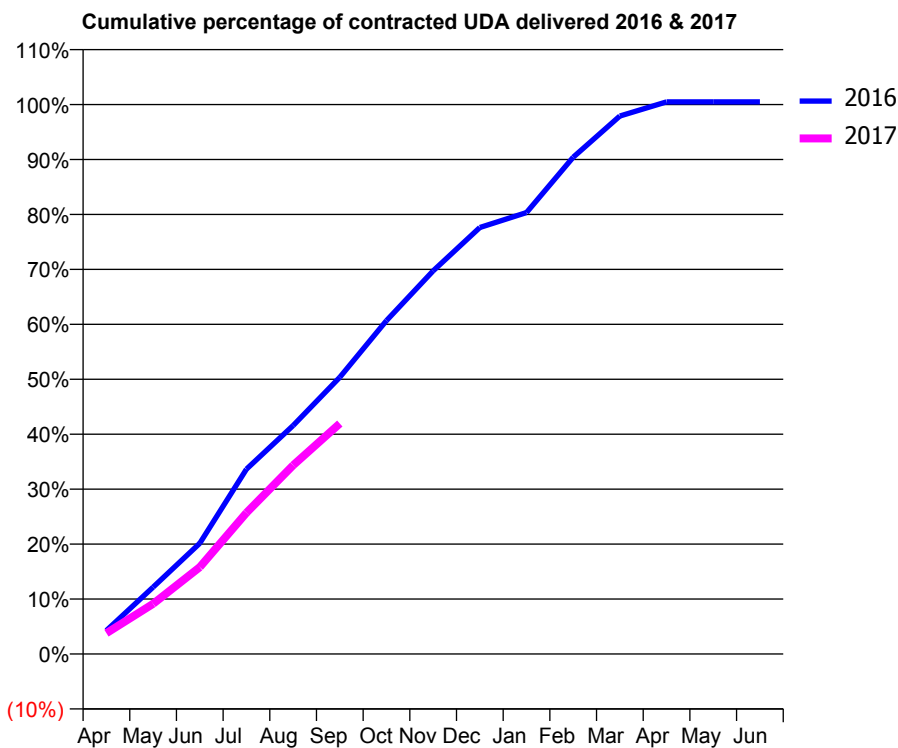
16/17 Contracted general activity (UDA)	13,697
Carry forward general activity (UDA)	-67
16/17 Contracted orthodontic activity (UOA)	0
Carry forward orthodontic activity (UOA)	0
Baseline contract value	£396,970.36

ACCESS*

Patients seen in 24 months	Total	Change since previous quarter
Quarter ending September 2015	5,513	
Quarter ending December 2015	5,462	→
Quarter ending March 2016	5,225	↓
Quarter ending June 2016	5,046	↓
Quarter ending September 2016	4,930	↓
Variance since September 2015	(10.6%)	↓



ACTIVITY



Month	Adjusted Scheduled Activity (UDA)	
	2016	2017
April	586	519
May	1,668	1,250
June	2,762	2,167
July	4,609	3,523
August	5,697	4,706
September	6,898	5,744
October	8,311	
November	9,550	
December	10,630	
January	11,005	
February	12,382	
March	13,410	
April	13,763	
May	13,763	
June	13,764	

QUALITY

	Quantity	Base Number	Contract	AT	Region	England
% of FP17s for the same patient ID Re-attending within 3 months - Children	36	771	4.7%	11.2%	11.8%	12.4%
% of FP17s for the same patient ID Re-attending within 3 months - Adults	152	1,729	8.8%	16.3%	17.1%	16.7%
% of FP17s for the same patient ID Re-attending between 3 & 9 months - Children	239	771	31.0%	41.5%	45.8%	57.4%
% of FP17s for the same patient ID Re-attending between 3 & 9 months - Adults	520	1,729	30.1%	35.0%	37.6%	50.5%
% of FP17s for Band 1 Urgent Courses	201	2,357	8.5%	10.8%	10.6%	9.1%
% of FP17s Relating to Free Repair or Replacements	18	2,357	0.8%	0.5%	0.6%	0.8%
% of FP17s Relating to Continuations	8	2,357	0.3%	0.9%	0.9%	1.3%
% of Patients satisfied with the dentistry they have received	2	2	N/A	89.2%	90.2%	93.2%
% of Patients satisfied with the time they had to wait for an appointment	2	2	N/A	81.5%	83.8%	89.0%

* This is based on patients treated on this contract for their most recent course of treatment. Figures in italics indicate the base number of FP17s or Patient Questionnaire responses are less than 100. N/A is shown where the base number of responses is less than 10 during the period. % is calculated as Quantity/Base number*100

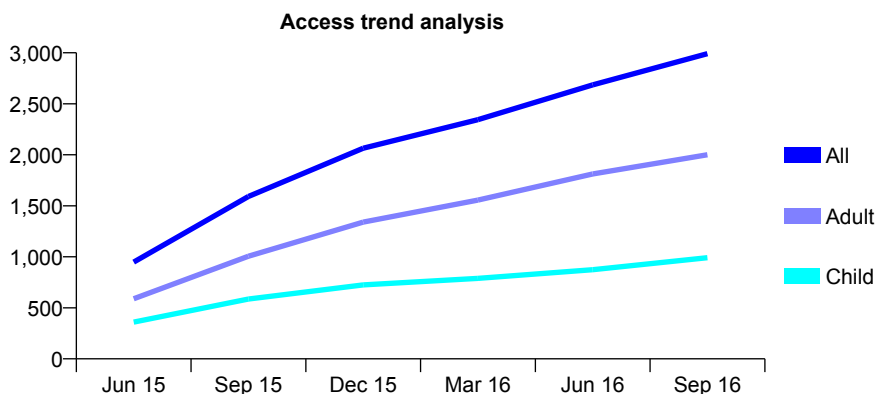
Q61 - Vital Signs At a Glance Contract Report for 124699/0001 - September 2016

Name or company name	Finchley Dental Care Practice Partnership
Contract type name	GDS Contract
Purpose of contract	General
Contract start date	01/03/2015
Contract end date	

16/17 Contracted general activity (UDA)	7,500
Carry forward general activity (UDA)	142
16/17 Contracted orthodontic activity (UOA)	0
Carry forward orthodontic activity (UOA)	0
Baseline contract value	£196,146.56

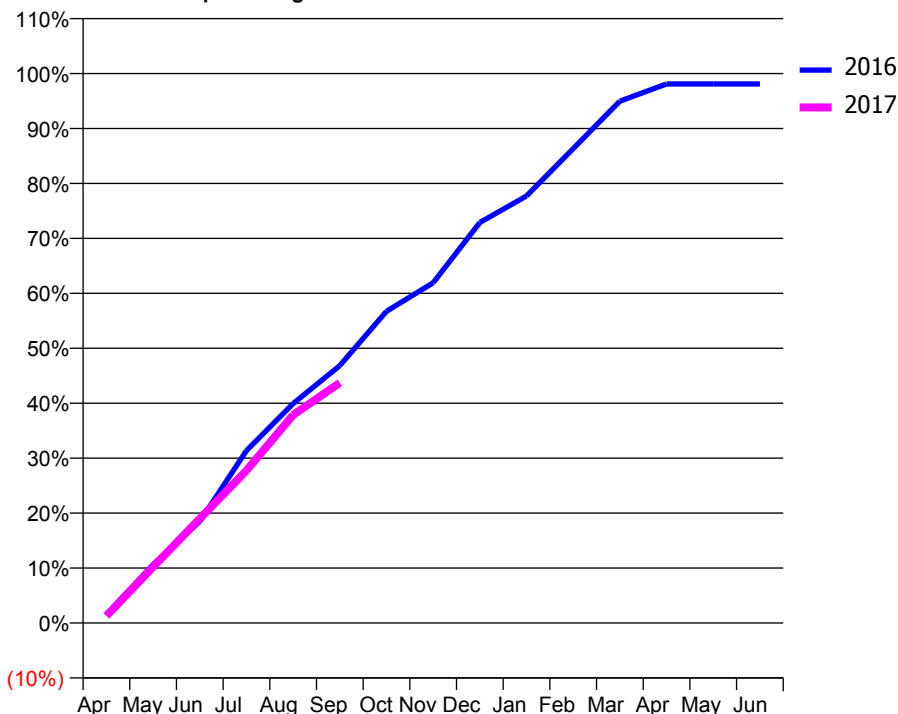
ACCESS*

Patients seen in 24 months	Total	Change since previous quarter
Quarter ending September 2015	1,592	
Quarter ending December 2015	2,065	↑
Quarter ending March 2016	2,345	↑
Quarter ending June 2016	2,686	↑
Quarter ending September 2016	2,991	↑
Variance since September 2015	87.9%	↑



ACTIVITY

Cumulative percentage of contracted UDA delivered 2016 & 2017



Adjusted Scheduled Activity (UDA)

Month	2016	2017
April	115	97
May	797	765
June	1,387	1,424
July	2,352	2,082
August	2,994	2,841
September	3,513	3,279
October	4,253	
November	4,644	
December	5,466	
January	5,829	
February	6,475	
March	7,122	
April	7,357	
May	7,357	
June	7,358	

QUALITY

	Quantity	Base Number	Contract	AT	Region	England
% of FP17s for the same patient ID Re-attending within 3 months - Children	52	643	8.1%	11.2%	11.8%	12.4%
% of FP17s for the same patient ID Re-attending within 3 months - Adults	180	1,168	15.4%	16.3%	17.1%	16.7%
% of FP17s for the same patient ID Re-attending between 3 & 9 months - Children	216	643	33.6%	41.5%	45.8%	57.4%
% of FP17s for the same patient ID Re-attending between 3 & 9 months - Adults	329	1,168	28.2%	35.0%	37.6%	50.5%
% of FP17s for Band 1 Urgent Courses	128	1,708	7.5%	10.8%	10.6%	9.1%
% of FP17s Relating to Free Repair or Replacements	0	1,708	0.0%	0.5%	0.6%	0.8%
% of FP17s Relating to Continuations	46	1,708	2.7%	0.9%	0.9%	1.3%
% of Patients satisfied with the dentistry they have received	1	1	N/A	89.2%	90.2%	93.2%
% of Patients satisfied with the time they had to wait for an appointment	1	1	N/A	81.5%	83.8%	89.0%

* This is based on patients treated on this contract for their most recent course of treatment. Figures in italics indicate the base number of FP17s or Patient Questionnaire responses are less than 100. N/A is shown where the base number of responses is less than 10 during the period. % is calculated as Quantity/Base number*100

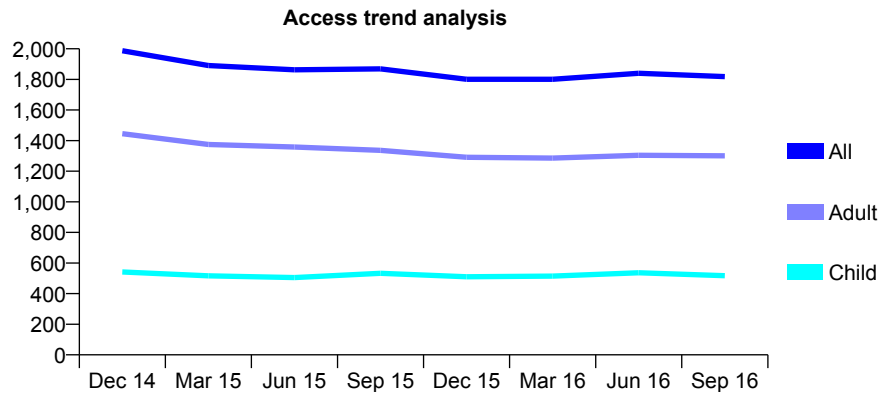
Q61 - Vital Signs At a Glance Contract Report for 124850/0001 - September 2016

Name or company name	Mona Lisa Smiles
Contract type name	GDS Contract
Purpose of contract	General
Contract start date	01/04/2008
Contract end date	

16/17 Contracted general activity (UDA)	5,343
Carry forward general activity (UDA)	0
16/17 Contracted orthodontic activity (UOA)	0
Carry forward orthodontic activity (UOA)	0
Baseline contract value	£126,395.08

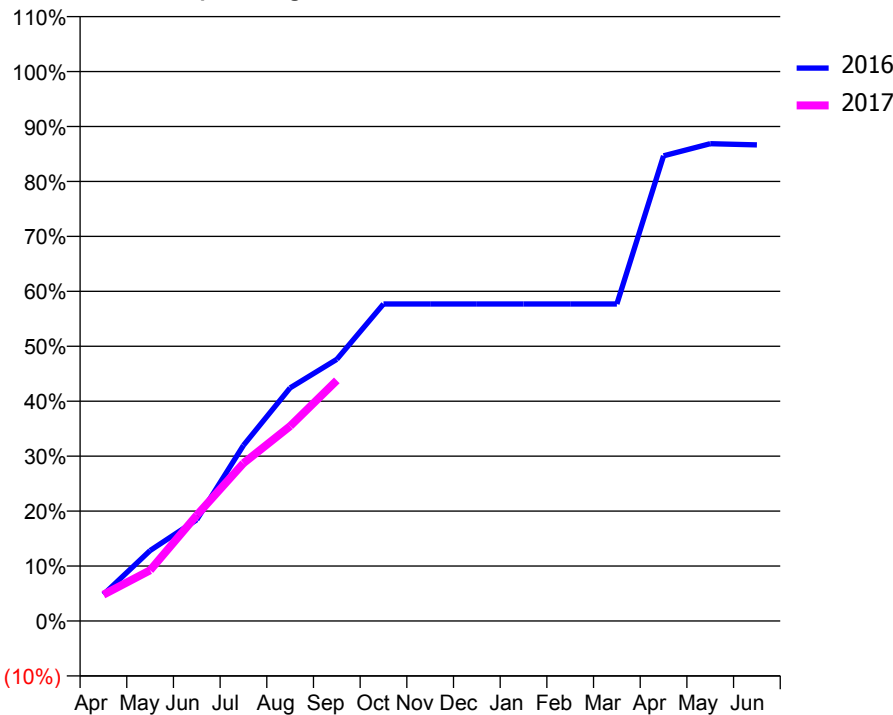
ACCESS*

Patients seen in 24 months	Total	Change since previous quarter
Quarter ending September 2015	1,869	
Quarter ending December 2015	1,801	↓
Quarter ending March 2016	1,801	→
Quarter ending June 2016	1,840	↑
Quarter ending September 2016	1,818	↓
Variance since September 2015	(2.7%)	↓



ACTIVITY

Cumulative percentage of contracted UDA delivered 2016 & 2017



Month	Adjusted Scheduled Activity (UDA)	
	2016	2017
April	257	256
May	685	493
June	984	1,028
July	1,708	1,535
August	2,267	1,895
September	2,545	2,339
October	3,082	
November	3,082	
December	3,082	
January	3,082	
February	3,082	
March	3,082	
April	4,524	
May	4,641	
June	4,629	

QUALITY

	Quantity	Base Number	Contract	AT	Region	England
% of FP17s for the same patient ID Re-attending within 3 months - Children	47	546	8.6%	11.2%	11.8%	12.4%
% of FP17s for the same patient ID Re-attending within 3 months - Adults	136	1,276	10.7%	16.3%	17.1%	16.7%
% of FP17s for the same patient ID Re-attending between 3 & 9 months - Children	228	546	41.8%	41.5%	45.8%	57.4%
% of FP17s for the same patient ID Re-attending between 3 & 9 months - Adults	553	1,276	43.3%	35.0%	37.6%	50.5%
% of FP17s for Band 1 Urgent Courses	102	1,135	9.0%	10.8%	10.6%	9.1%
% of FP17s Relating to Free Repair or Replacements	4	1,135	0.4%	0.5%	0.6%	0.8%
% of FP17s Relating to Continuations	2	1,135	0.2%	0.9%	0.9%	1.3%
% of Patients satisfied with the dentistry they have received	0	0	N/A	89.2%	90.2%	93.2%
% of Patients satisfied with the time they had to wait for an appointment	0	0	N/A	81.5%	83.8%	89.0%

* This is based on patients treated on this contract for their most recent course of treatment. Figures in italics indicate the base number of FP17s or Patient Questionnaire responses are less than 100. N/A is shown where the base number of responses is less than 10 during the period. % is calculated as Quantity/Base number*100

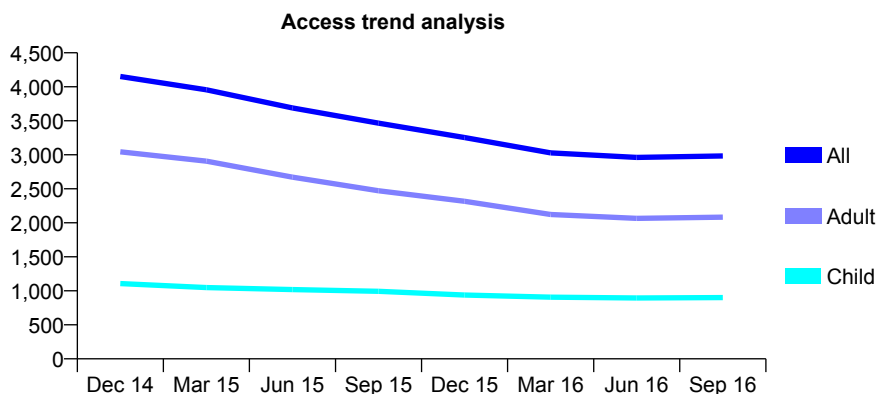
Q61 - Vital Signs At a Glance Contract Report for 125970/0001 - September 2016

Name or company name	Dr's V & S Patel
Contract type name	GDS Contract
Purpose of contract	General
Contract start date	01/04/2008
Contract end date	

16/17 Contracted general activity (UDA)	12,365
Carry forward general activity (UDA)	-2
16/17 Contracted orthodontic activity (UOA)	0
Carry forward orthodontic activity (UOA)	0
Baseline contract value	£452,341.81

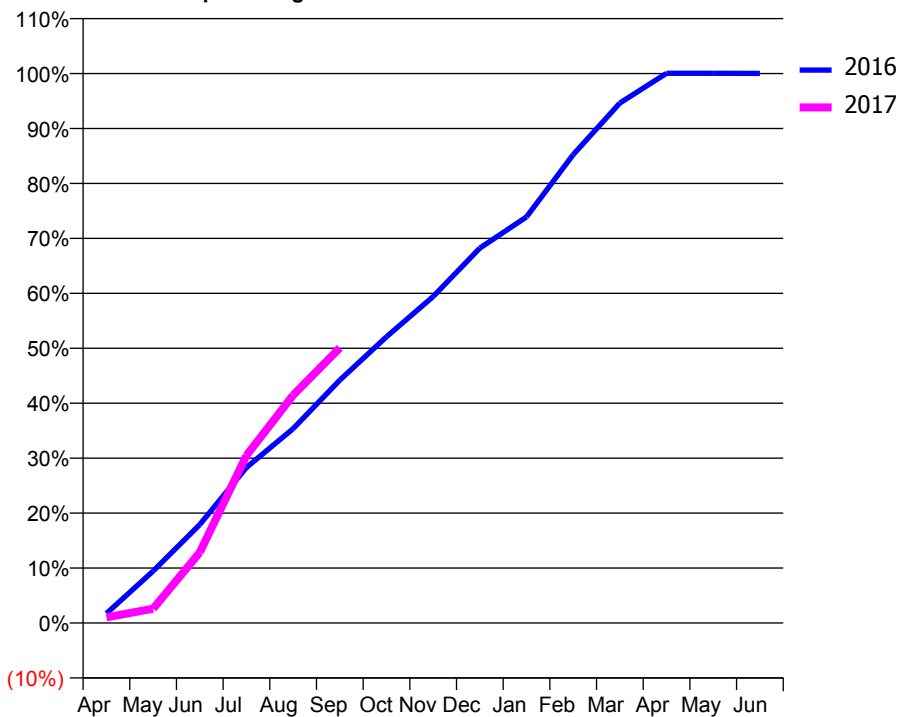
ACCESS*

Patients seen in 24 months	Total	Change since previous quarter
Quarter ending September 2015	3,466	
Quarter ending December 2015	3,254	↓
Quarter ending March 2016	3,029	↓
Quarter ending June 2016	2,961	↓
Quarter ending September 2016	2,984	→
Variance since September 2015	(13.9%)	↓



ACTIVITY

Cumulative percentage of contracted UDA delivered 2016 & 2017



Adjusted Scheduled Activity (UDA)

Month	2016	2017
April	214	128
May	1,170	323
June	2,217	1,590
July	3,501	3,770
August	4,374	5,126
September	5,466	6,192
October	6,441	
November	7,348	
December	8,435	
January	9,139	
February	10,539	
March	11,702	
April	12,370	
May	12,370	
June	12,367	

QUALITY

	Quantity	Base Number	Contract	AT	Region	England
% of FP17s for the same patient ID Re-attending within 3 months - Children	65	666	9.8%	11.2%	11.8%	12.4%
% of FP17s for the same patient ID Re-attending within 3 months - Adults	164	1,193	13.7%	16.3%	17.1%	16.7%
% of FP17s for the same patient ID Re-attending between 3 & 9 months - Children	336	666	50.5%	41.5%	45.8%	57.4%
% of FP17s for the same patient ID Re-attending between 3 & 9 months - Adults	455	1,193	38.1%	35.0%	37.6%	50.5%
% of FP17s for Band 1 Urgent Courses	148	1,646	9.0%	10.8%	10.6%	9.1%
% of FP17s Relating to Free Repair or Replacements	6	1,646	0.4%	0.5%	0.6%	0.8%
% of FP17s Relating to Continuations	18	1,646	1.1%	0.9%	0.9%	1.3%
% of Patients satisfied with the dentistry they have received	1	1	N/A	89.2%	90.2%	93.2%
% of Patients satisfied with the time they had to wait for an appointment	1	1	N/A	81.5%	83.8%	89.0%

* This is based on patients treated on this contract for their most recent course of treatment. Figures in italics indicate the base number of FP17s or Patient Questionnaire responses are less than 100. N/A is shown where the base number of responses is less than 10 during the period. % is calculated as Quantity/Base number*100

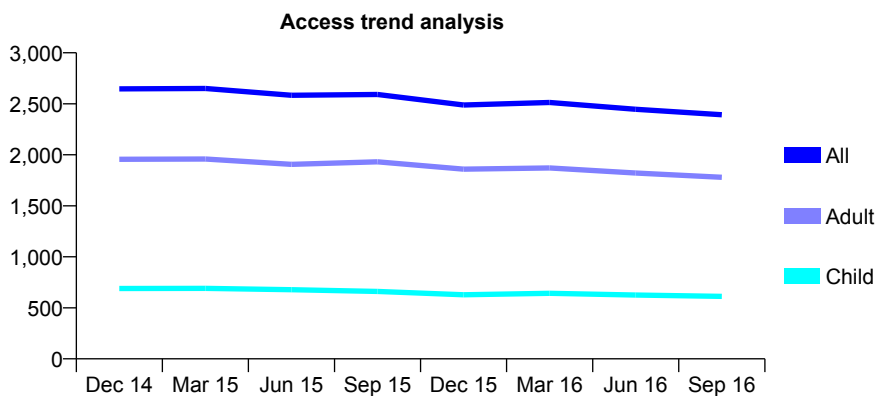
Q61 - Vital Signs At a Glance Contract Report for 126063/0001 - September 2016

Name or company name	Valentine Dental Practice Ltd
Contract type name	GDS Contract
Purpose of contract	General
Contract start date	01/07/2011
Contract end date	

16/17 Contracted general activity (UDA)	6,231
Carry forward general activity (UDA)	84
16/17 Contracted orthodontic activity (UOA)	0
Carry forward orthodontic activity (UOA)	0
Baseline contract value	£173,586.61

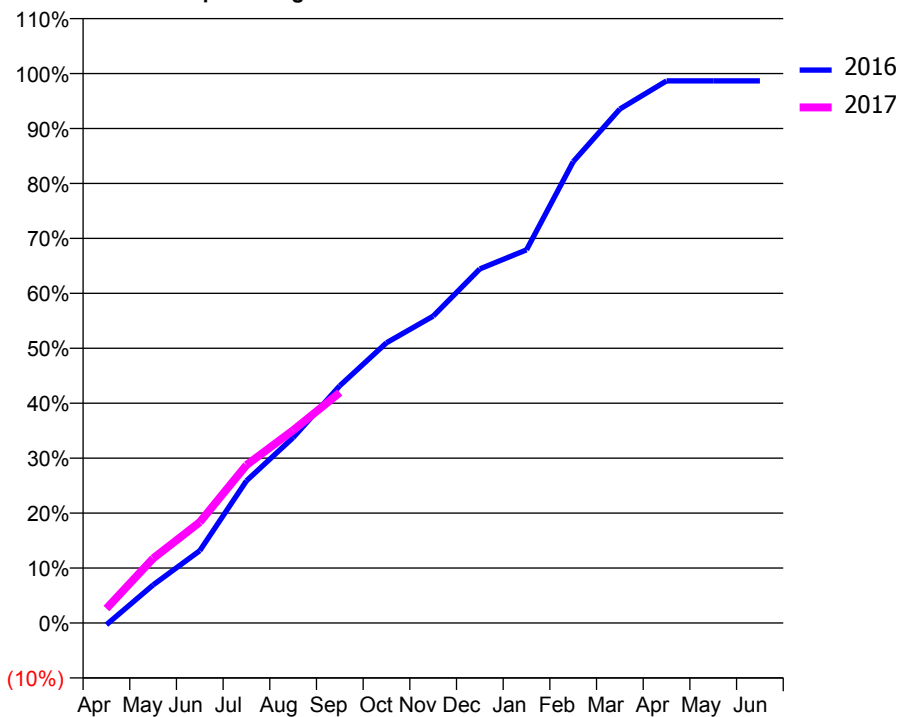
ACCESS*

Patients seen in 24 months	Total	Change since previous quarter
Quarter ending September 2015	2,592	
Quarter ending December 2015	2,488	↓
Quarter ending March 2016	2,513	→
Quarter ending June 2016	2,447	↓
Quarter ending September 2016	2,393	↓
Variance since September 2015	(7.7%)	↓



ACTIVITY

Cumulative percentage of contracted UDA delivered 2016 & 2017



Adjusted Scheduled Activity (UDA)

Month	2016	2017
April	-21	164
May	432	733
June	820	1,144
July	1,613	1,791
August	2,103	2,185
September	2,690	2,614
October	3,177	
November	3,480	
December	4,015	
January	4,231	
February	5,231	
March	5,828	
April	6,147	
May	6,147	
June	6,147	

QUALITY

	Quantity	Base Number	Contract	AT	Region	England
% of FP17s for the same patient ID Re-attending within 3 months - Children	22	276	8.0%	11.2%	11.8%	12.4%
% of FP17s for the same patient ID Re-attending within 3 months - Adults	161	892	18.0%	16.3%	17.1%	16.7%
% of FP17s for the same patient ID Re-attending between 3 & 9 months - Children	60	276	21.7%	41.5%	45.8%	57.4%
% of FP17s for the same patient ID Re-attending between 3 & 9 months - Adults	341	892	38.2%	35.0%	37.6%	50.5%
% of FP17s for Band 1 Urgent Courses	147	1,047	14.0%	10.8%	10.6%	9.1%
% of FP17s Relating to Free Repair or Replacements	7	1,047	0.7%	0.5%	0.6%	0.8%
% of FP17s Relating to Continuations	20	1,047	1.9%	0.9%	0.9%	1.3%
% of Patients satisfied with the dentistry they have received	5	6	N/A	89.2%	90.2%	93.2%
% of Patients satisfied with the time they had to wait for an appointment	4	6	N/A	81.5%	83.8%	89.0%

* This is based on patients treated on this contract for their most recent course of treatment. Figures in italics indicate the base number of FP17s or Patient Questionnaire responses are less than 100. N/A is shown where the base number of responses is less than 10 during the period. % is calculated as Quantity/Base number*100

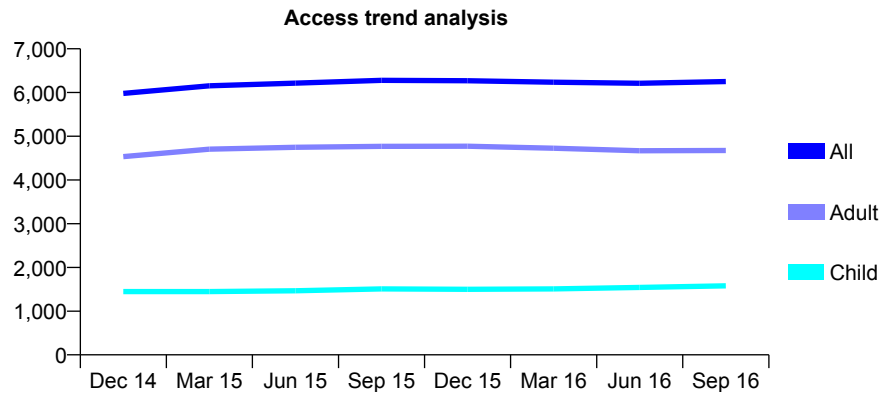
Q61 - Vital Signs At a Glance Contract Report for 126489/0001 - September 2016

Name or company name	Mr Mansour Ezzati
Contract type name	GDS Contract
Purpose of contract	General
Contract start date	01/01/2009
Contract end date	

16/17 Contracted general activity (UDA)	18,134
Carry forward general activity (UDA)	195
16/17 Contracted orthodontic activity (UOA)	0
Carry forward orthodontic activity (UOA)	0
Baseline contract value	£536,681.67

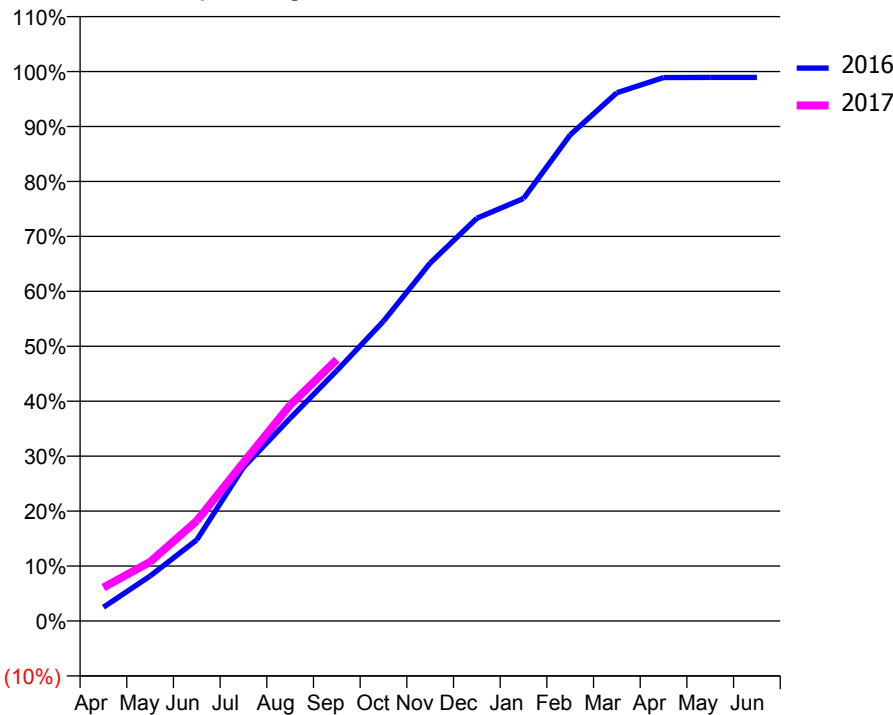
ACCESS*

Patients seen in 24 months	Total	Change since previous quarter
Quarter ending September 2015	6,279	
Quarter ending December 2015	6,271	→
Quarter ending March 2016	6,235	→
Quarter ending June 2016	6,212	→
Quarter ending September 2016	6,251	→
Variance since September 2015	(0.4%)	→



ACTIVITY

Cumulative percentage of contracted UDA delivered 2016 & 2017



Month	Adjusted Scheduled Activity (UDA)	
	2016	2017
April	455	1,107
May	1,487	1,953
June	2,676	3,306
July	5,072	5,231
August	6,692	7,127
September	8,261	8,628
October	9,894	
November	11,811	
December	13,292	
January	13,943	
February	16,044	
March	17,435	
April	17,936	
May	17,939	
June	17,939	

QUALITY

	Quantity	Base Number	Contract	AT	Region	England
% of FP17s for the same patient ID Re-attending within 3 months - Children	30	804	3.7%	11.2%	11.8%	12.4%
% of FP17s for the same patient ID Re-attending within 3 months - Adults	167	1,902	8.8%	16.3%	17.1%	16.7%
% of FP17s for the same patient ID Re-attending between 3 & 9 months - Children	255	804	31.7%	41.5%	45.8%	57.4%
% of FP17s for the same patient ID Re-attending between 3 & 9 months - Adults	468	1,902	24.6%	35.0%	37.6%	50.5%
% of FP17s for Band 1 Urgent Courses	196	2,520	7.8%	10.8%	10.6%	9.1%
% of FP17s Relating to Free Repair or Replacements	0	2,520	0.0%	0.5%	0.6%	0.8%
% of FP17s Relating to Continuations	7	2,520	0.3%	0.9%	0.9%	1.3%
% of Patients satisfied with the dentistry they have received	5	5	N/A	89.2%	90.2%	93.2%
% of Patients satisfied with the time they had to wait for an appointment	5	5	N/A	81.5%	83.8%	89.0%

* This is based on patients treated on this contract for their most recent course of treatment. Figures in italics indicate the base number of FP17s or Patient Questionnaire responses are less than 100. N/A is shown where the base number of responses is less than 10 during the period. % is calculated as Quantity/Base number*100

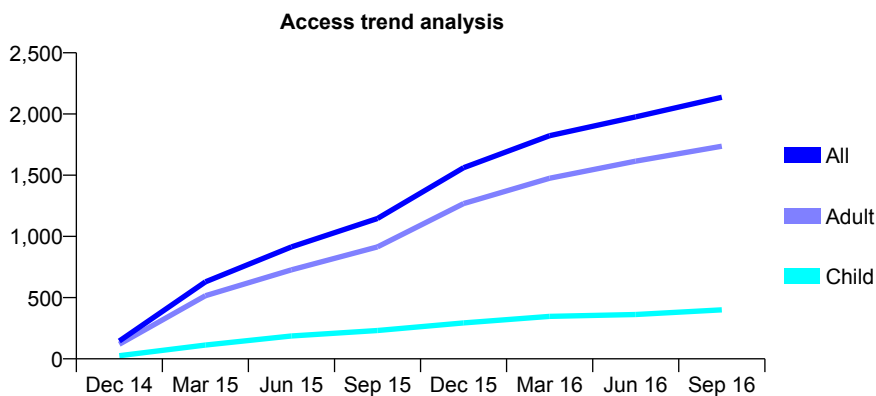
Q61 - Vital Signs At a Glance Contract Report for 127183/0001 - September 2016

Name or company name	NL Partners
Contract type name	GDS Contract
Purpose of contract	General
Contract start date	01/11/2014
Contract end date	

16/17 Contracted general activity (UDA)	7,359
Carry forward general activity (UDA)	0
16/17 Contracted orthodontic activity (UOA)	0
Carry forward orthodontic activity (UOA)	0
Baseline contract value	£223,917.24

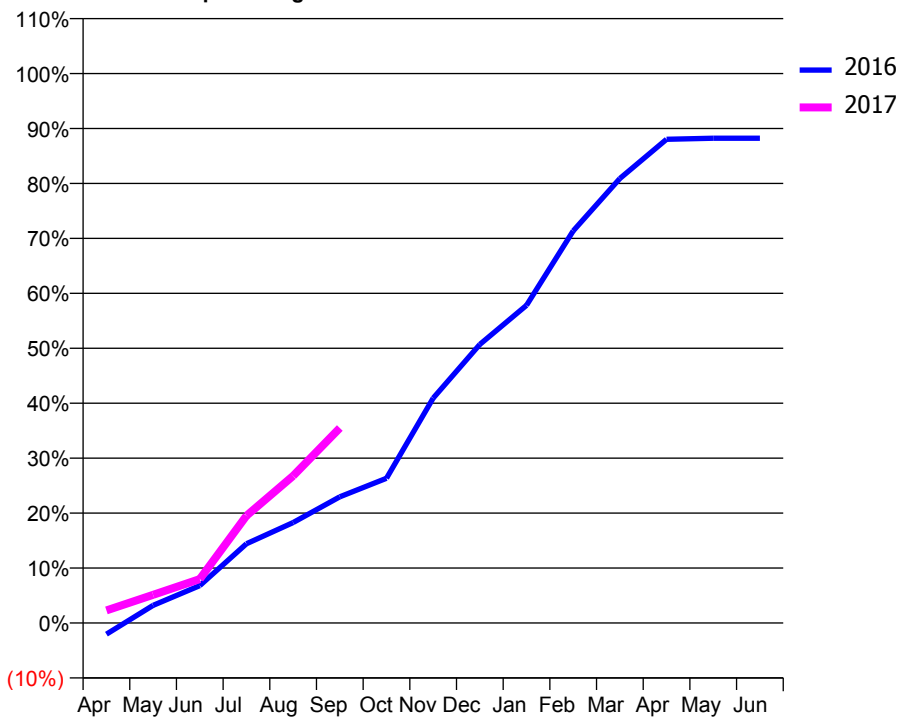
ACCESS*

Patients seen in 24 months	Total	Change since previous quarter
Quarter ending September 2015	1,147	
Quarter ending December 2015	1,562	↑
Quarter ending March 2016	1,823	↑
Quarter ending June 2016	1,977	↑
Quarter ending September 2016	2,137	↑
Variance since September 2015	86.3%	↑



ACTIVITY

Cumulative percentage of contracted UDA delivered 2016 & 2017



Adjusted Scheduled Activity (UDA)

Month	2016	2017
April	-151	169
May	237	377
June	500	589
July	1,062	1,436
August	1,345	1,970
September	1,690	2,613
October	1,938	
November	3,012	
December	3,732	
January	4,255	
February	5,252	
March	5,953	
April	6,478	
May	6,493	
June	6,493	

QUALITY

	Quantity	Base Number	Contract	AT	Region	England
% of FP17s for the same patient ID Re-attending within 3 months - Children	9	234	3.8%	11.2%	11.8%	12.4%
% of FP17s for the same patient ID Re-attending within 3 months - Adults	66	849	7.8%	16.3%	17.1%	16.7%
% of FP17s for the same patient ID Re-attending between 3 & 9 months - Children	101	234	43.2%	41.5%	45.8%	57.4%
% of FP17s for the same patient ID Re-attending between 3 & 9 months - Adults	316	849	37.2%	35.0%	37.6%	50.5%
% of FP17s for Band 1 Urgent Courses	23	924	2.5%	10.8%	10.6%	9.1%
% of FP17s Relating to Free Repair or Replacements	4	924	0.4%	0.5%	0.6%	0.8%
% of FP17s Relating to Continuations	1	924	0.1%	0.9%	0.9%	1.3%
% of Patients satisfied with the dentistry they have received	1	1	N/A	89.2%	90.2%	93.2%
% of Patients satisfied with the time they had to wait for an appointment	1	1	N/A	81.5%	83.8%	89.0%

* This is based on patients treated on this contract for their most recent course of treatment. Figures in italics indicate the base number of FP17s or Patient Questionnaire responses are less than 100. N/A is shown where the base number of responses is less than 10 during the period. % is calculated as Quantity/Base number*100

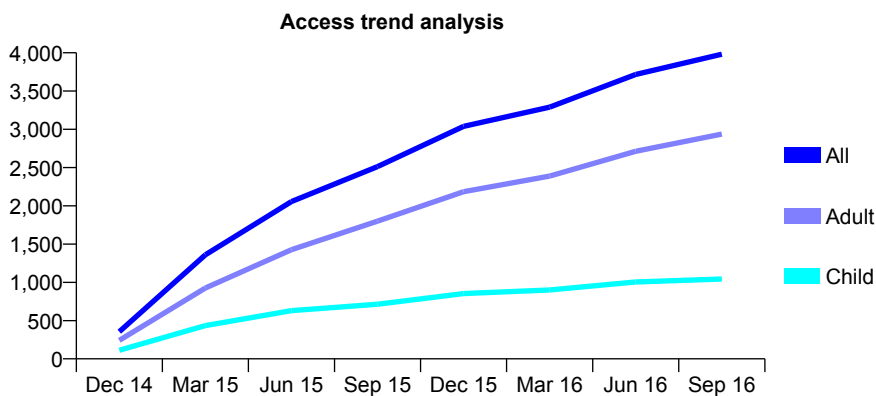
Q61 - Vital Signs At a Glance Contract Report for 127183/0002 - September 2016

Name or company name	NL Partners
Contract type name	GDS Contract
Purpose of contract	General
Contract start date	01/11/2014
Contract end date	

16/17 Contracted general activity (UDA)	10,565
Carry forward general activity (UDA)	-71
16/17 Contracted orthodontic activity (UOA)	0
Carry forward orthodontic activity (UOA)	0
Baseline contract value	£291,576.31

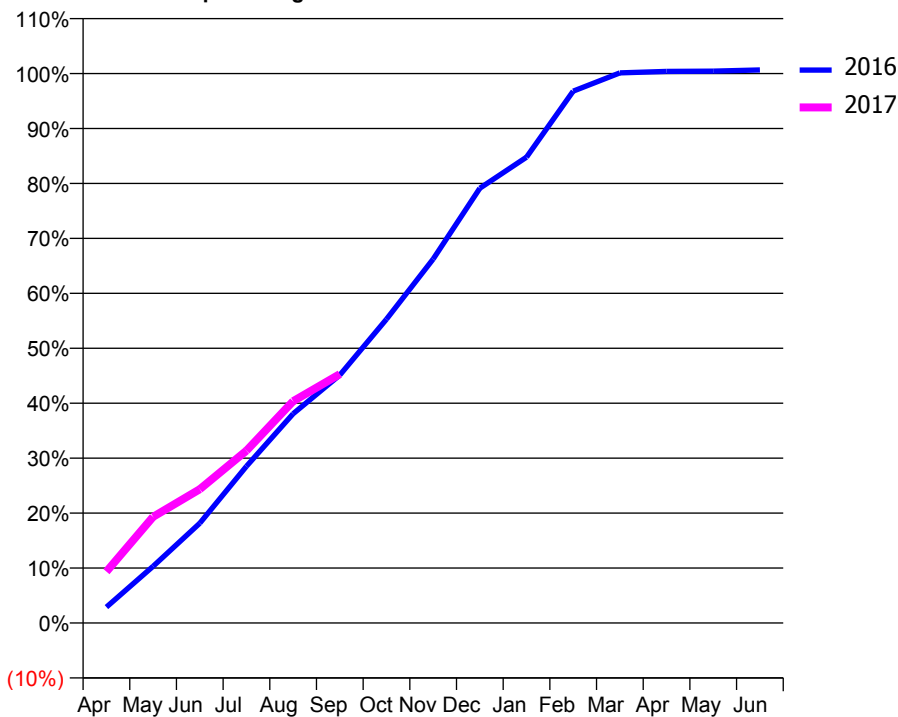
ACCESS*

Patients seen in 24 months	Total	Change since previous quarter
Quarter ending September 2015	2,512	
Quarter ending December 2015	3,038	↑
Quarter ending March 2016	3,289	↑
Quarter ending June 2016	3,717	↑
Quarter ending September 2016	3,981	↑
Variance since September 2015	58.5%	↑



ACTIVITY

Cumulative percentage of contracted UDA delivered 2016 & 2017



Month	Adjusted Scheduled Activity (UDA)	
	2016	2017
April	306	989
May	1,092	2,041
June	1,919	2,572
July	3,014	3,313
August	4,024	4,264
September	4,767	4,786
October	5,841	
November	6,997	
December	8,359	
January	8,957	
February	10,225	
March	10,576	
April	10,606	
May	10,609	
June	10,633	

QUALITY

	Quantity	Base Number	Contract	AT	Region	England
% of FP17s for the same patient ID Re-attending within 3 months - Children	53	527	10.1%	11.2%	11.8%	12.4%
% of FP17s for the same patient ID Re-attending within 3 months - Adults	105	1,206	8.7%	16.3%	17.1%	16.7%
% of FP17s for the same patient ID Re-attending between 3 & 9 months - Children	161	527	30.6%	41.5%	45.8%	57.4%
% of FP17s for the same patient ID Re-attending between 3 & 9 months - Adults	306	1,206	25.4%	35.0%	37.6%	50.5%
% of FP17s for Band 1 Urgent Courses	50	1,696	2.9%	10.8%	10.6%	9.1%
% of FP17s Relating to Free Repair or Replacements	4	1,696	0.2%	0.5%	0.6%	0.8%
% of FP17s Relating to Continuations	15	1,696	0.9%	0.9%	0.9%	1.3%
% of Patients satisfied with the dentistry they have received	2	3	N/A	89.2%	90.2%	93.2%
% of Patients satisfied with the time they had to wait for an appointment	2	3	N/A	81.5%	83.8%	89.0%

* This is based on patients treated on this contract for their most recent course of treatment. Figures in italics indicate the base number of FP17s or Patient Questionnaire responses are less than 100. N/A is shown where the base number of responses is less than 10 during the period. % is calculated as Quantity/Base number*100

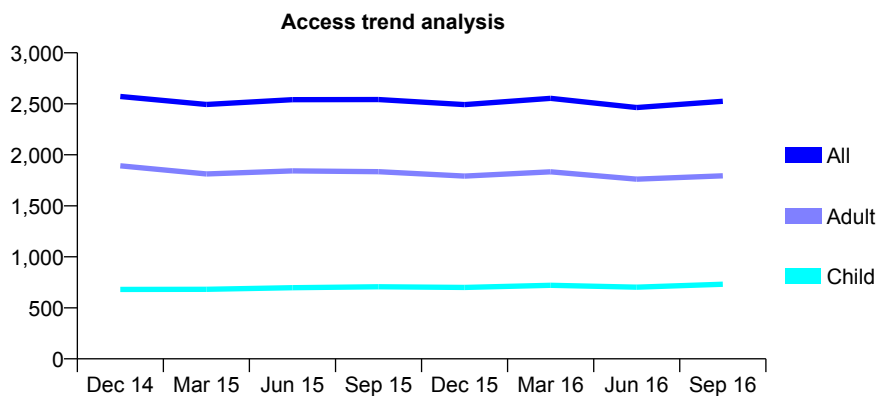
Q61 - Vital Signs At a Glance Contract Report for 127256/0001 - September 2016

Name or company name	Hainault Gentle Dental Care Ltd
Contract type name	GDS Contract
Purpose of contract	General
Contract start date	01/05/2011
Contract end date	

16/17 Contracted general activity (UDA)	6,575
Carry forward general activity (UDA)	32
16/17 Contracted orthodontic activity (UOA)	0
Carry forward orthodontic activity (UOA)	0
Baseline contract value	£172,165.14

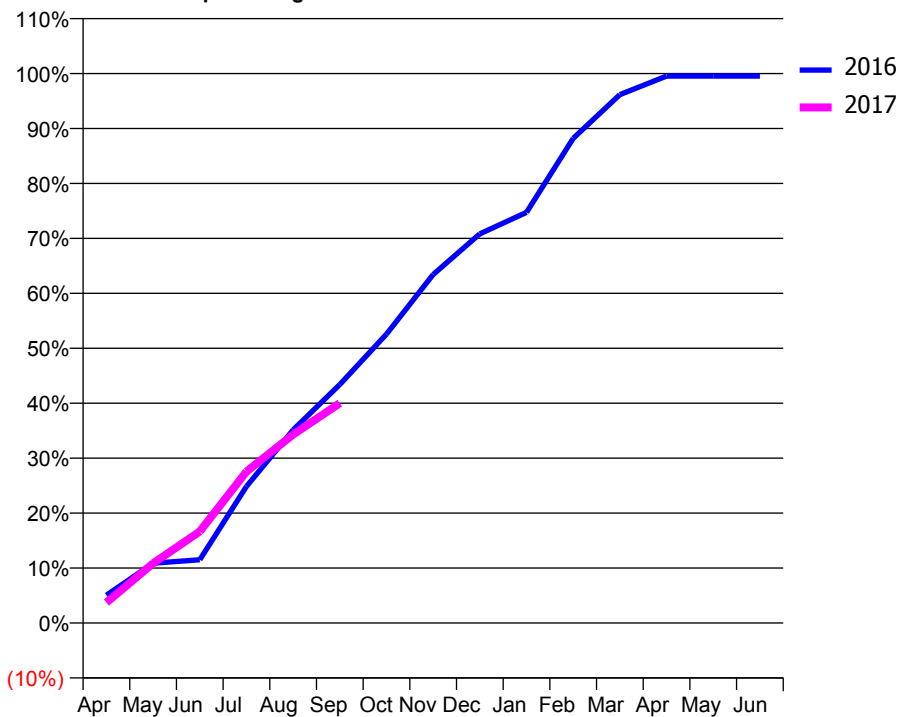
ACCESS*

Patients seen in 24 months	Total	Change since previous quarter
Quarter ending September 2015	2,542	
Quarter ending December 2015	2,492	↓
Quarter ending March 2016	2,554	↑
Quarter ending June 2016	2,464	↓
Quarter ending September 2016	2,525	↑
Variance since September 2015	(0.7%)	→



ACTIVITY

Cumulative percentage of contracted UDA delivered 2016 & 2017



Month	Adjusted Scheduled Activity (UDA)	
	2016	2017
April	332	244
May	715	713
June	756	1,096
July	1,634	1,812
August	2,311	2,255
September	2,853	2,631
October	3,457	
November	4,170	
December	4,656	
January	4,914	
February	5,799	
March	6,323	
April	6,543	
May	6,543	
June	6,543	

QUALITY

	Quantity	Base Number	Contract	AT	Region	England
% of FP17s for the same patient ID Re-attending within 3 months - Children	14	350	4.0%	11.2%	11.8%	12.4%
% of FP17s for the same patient ID Re-attending within 3 months - Adults	62	643	9.6%	16.3%	17.1%	16.7%
% of FP17s for the same patient ID Re-attending between 3 & 9 months - Children	112	350	32.0%	41.5%	45.8%	57.4%
% of FP17s for the same patient ID Re-attending between 3 & 9 months - Adults	146	643	22.7%	35.0%	37.6%	50.5%
% of FP17s for Band 1 Urgent Courses	55	732	7.5%	10.8%	10.6%	9.1%
% of FP17s Relating to Free Repair or Replacements	2	732	0.3%	0.5%	0.6%	0.8%
% of FP17s Relating to Continuations	3	732	0.4%	0.9%	0.9%	1.3%
% of Patients satisfied with the dentistry they have received	1	1	N/A	89.2%	90.2%	93.2%
% of Patients satisfied with the time they had to wait for an appointment	1	1	N/A	81.5%	83.8%	89.0%

* This is based on patients treated on this contract for their most recent course of treatment. Figures in italics indicate the base number of FP17s or Patient Questionnaire responses are less than 100. N/A is shown where the base number of responses is less than 10 during the period. % is calculated as Quantity/Base number*100

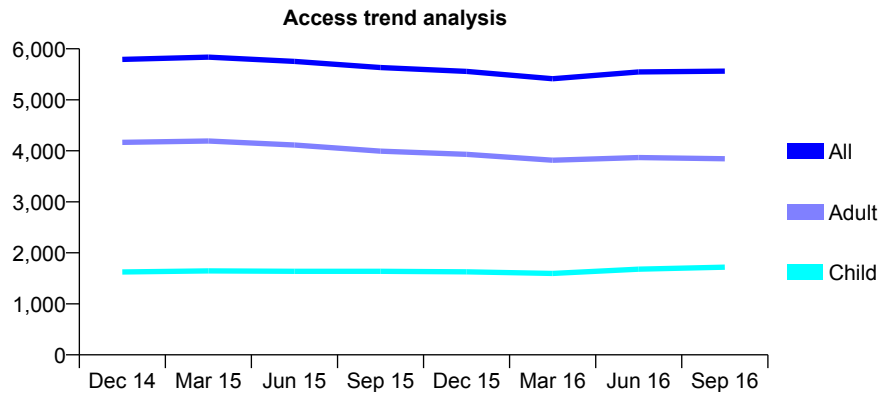
Q61 - Vital Signs At a Glance Contract Report for 127280/0001 - September 2016

Name or company name	Well Street Dental Care
Contract type name	GDS Contract
Purpose of contract	General
Contract start date	01/05/2011
Contract end date	

16/17 Contracted general activity (UDA)	23,003
Carry forward general activity (UDA)	785
16/17 Contracted orthodontic activity (UOA)	0
Carry forward orthodontic activity (UOA)	0
Baseline contract value	£664,513.49

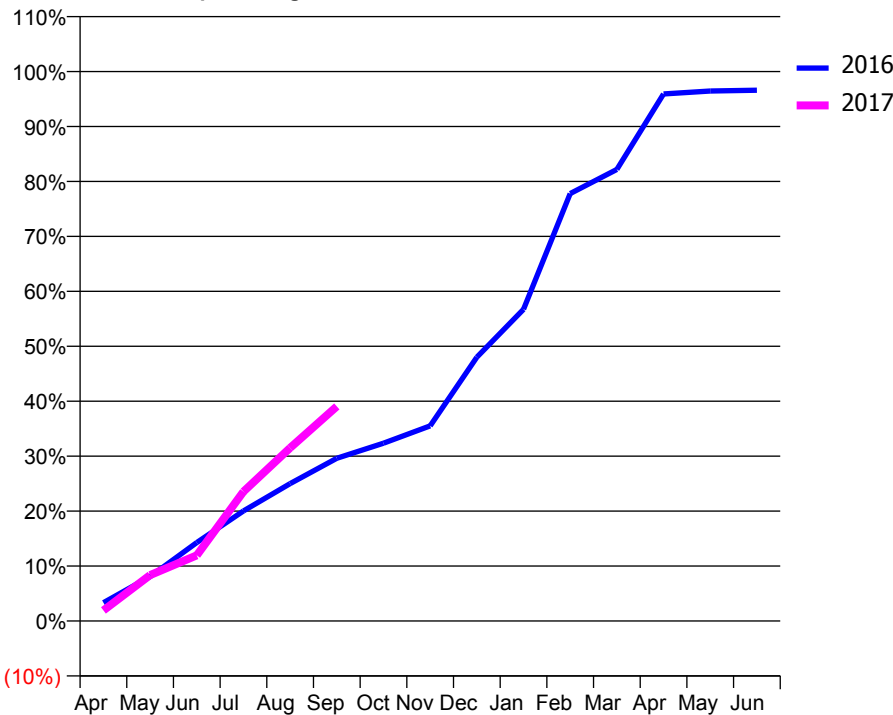
ACCESS*

Patients seen in 24 months	Total	Change since previous quarter
Quarter ending September 2015	5,632	
Quarter ending December 2015	5,558	↓
Quarter ending March 2016	5,413	↓
Quarter ending June 2016	5,546	↑
Quarter ending September 2016	5,563	→
Variance since September 2015	(1.2%)	↓



ACTIVITY

Cumulative percentage of contracted UDA delivered 2016 & 2017



Month	Adjusted Scheduled Activity (UDA)	
	2016	2017
April	768	443
May	1,862	1,924
June	3,285	2,749
July	4,608	5,418
August	5,753	7,250
September	6,815	8,986
October	7,445	
November	8,168	
December	11,042	
January	13,046	
February	17,895	
March	18,903	
April	22,066	
May	22,188	
June	22,218	

QUALITY

	Quantity	Base Number	Contract	AT	Region	England
% of FP17s for the same patient ID Re-attending within 3 months - Children	94	1,193	7.9%	11.2%	11.8%	12.4%
% of FP17s for the same patient ID Re-attending within 3 months - Adults	412	2,291	18.0%	16.3%	17.1%	16.7%
% of FP17s for the same patient ID Re-attending between 3 & 9 months - Children	425	1,193	35.6%	41.5%	45.8%	57.4%
% of FP17s for the same patient ID Re-attending between 3 & 9 months - Adults	612	2,291	26.7%	35.0%	37.6%	50.5%
% of FP17s for Band 1 Urgent Courses	245	2,722	9.0%	10.8%	10.6%	9.1%
% of FP17s Relating to Free Repair or Replacements	5	2,722	0.2%	0.5%	0.6%	0.8%
% of FP17s Relating to Continuations	66	2,722	2.4%	0.9%	0.9%	1.3%
% of Patients satisfied with the dentistry they have received	0	0	N/A	89.2%	90.2%	93.2%
% of Patients satisfied with the time they had to wait for an appointment	0	0	N/A	81.5%	83.8%	89.0%

* This is based on patients treated on this contract for their most recent course of treatment. Figures in italics indicate the base number of FP17s or Patient Questionnaire responses are less than 100. N/A is shown where the base number of responses is less than 10 during the period. % is calculated as Quantity/Base number*100

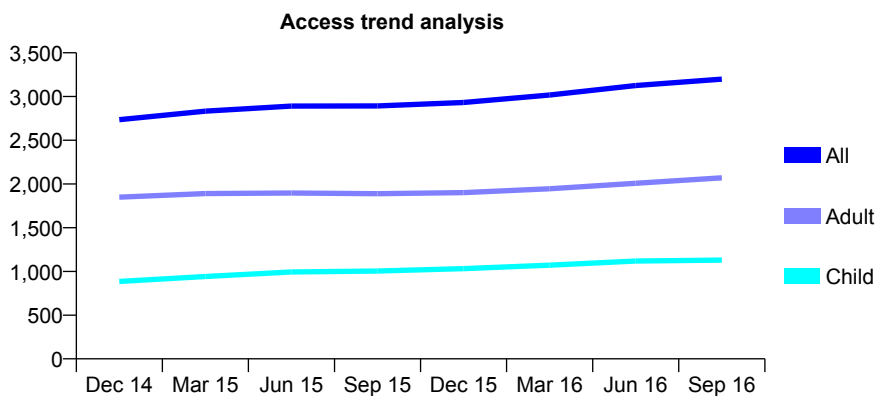
Q61 - Vital Signs At a Glance Contract Report for 127833/0001 - September 2016

Name or company name	Oris Dental Centre
Contract type name	GDS Contract
Purpose of contract	General
Contract start date	01/12/2008
Contract end date	

16/17 Contracted general activity (UDA)	10,757
Carry forward general activity (UDA)	-13
16/17 Contracted orthodontic activity (UOA)	0
Carry forward orthodontic activity (UOA)	0
Baseline contract value	£268,126.76

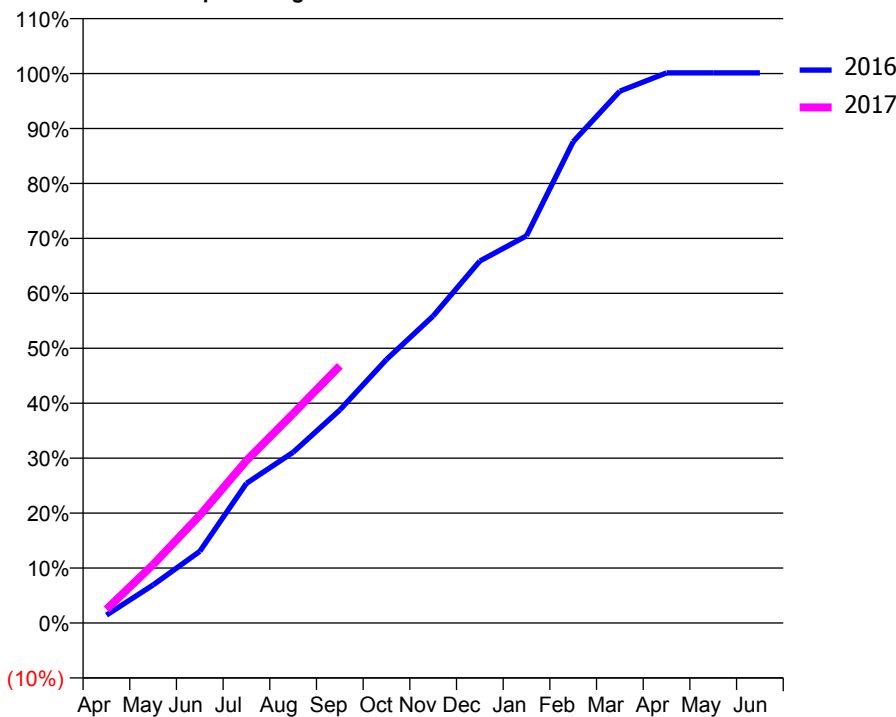
ACCESS*

Patients seen in 24 months	Total	Change since previous quarter
Quarter ending September 2015	2,893	
Quarter ending December 2015	2,932	→
Quarter ending March 2016	3,017	↑
Quarter ending June 2016	3,125	↑
Quarter ending September 2016	3,199	↑
Variance since September 2015	10.6%	↑



ACTIVITY

Cumulative percentage of contracted UDA delivered 2016 & 2017



Month	Adjusted Scheduled Activity (UDA)	
	2016	2017
April	156	268
May	744	1,144
June	1,402	2,107
July	2,735	3,182
August	3,342	4,101
September	4,171	5,033
October	5,158	
November	6,011	
December	7,086	
January	7,579	
February	9,421	
March	10,412	
April	10,770	
May	10,770	
June	10,770	

QUALITY

	Quantity	Base Number	Contract	AT	Region	England
% of FP17s for the same patient ID Re-attending within 3 months - Children	53	718	7.4%	11.2%	11.8%	12.4%
% of FP17s for the same patient ID Re-attending within 3 months - Adults	262	1,307	20.0%	16.3%	17.1%	16.7%
% of FP17s for the same patient ID Re-attending between 3 & 9 months - Children	319	718	44.4%	41.5%	45.8%	57.4%
% of FP17s for the same patient ID Re-attending between 3 & 9 months - Adults	431	1,307	33.0%	35.0%	37.6%	50.5%
% of FP17s for Band 1 Urgent Courses	161	1,659	9.7%	10.8%	10.6%	9.1%
% of FP17s Relating to Free Repair or Replacements	45	1,659	2.7%	0.5%	0.6%	0.8%
% of FP17s Relating to Continuations	39	1,659	2.4%	0.9%	0.9%	1.3%
% of Patients satisfied with the dentistry they have received	2	2	N/A	89.2%	90.2%	93.2%
% of Patients satisfied with the time they had to wait for an appointment	2	2	N/A	81.5%	83.8%	89.0%

* This is based on patients treated on this contract for their most recent course of treatment. Figures in italics indicate the base number of FP17s or Patient Questionnaire responses are less than 100. N/A is shown where the base number of responses is less than 10 during the period. % is calculated as Quantity/Base number*100

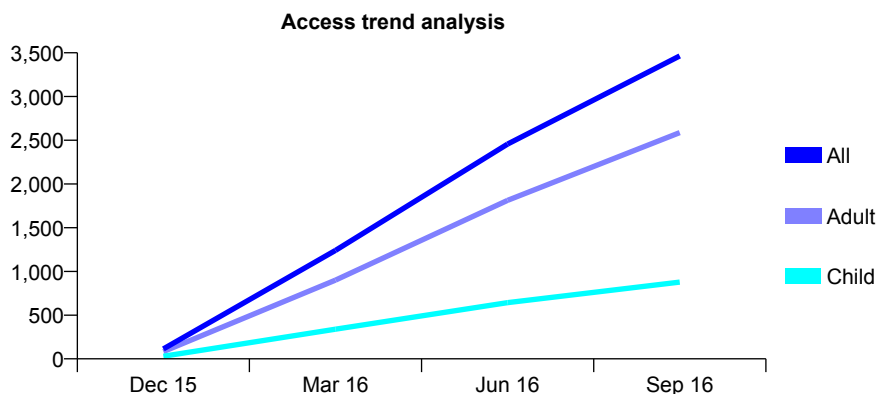
Q61 - Vital Signs At a Glance Contract Report for 127965/0001 - September 2016

Name or company name	Manor House DS
Contract type name	GDS Contract
Purpose of contract	General
Contract start date	01/12/2015
Contract end date	

16/17 Contracted general activity (UDA)	17,735
Carry forward general activity (UDA)	0
16/17 Contracted orthodontic activity (UOA)	0
Carry forward orthodontic activity (UOA)	0
Baseline contract value	£614,245.40

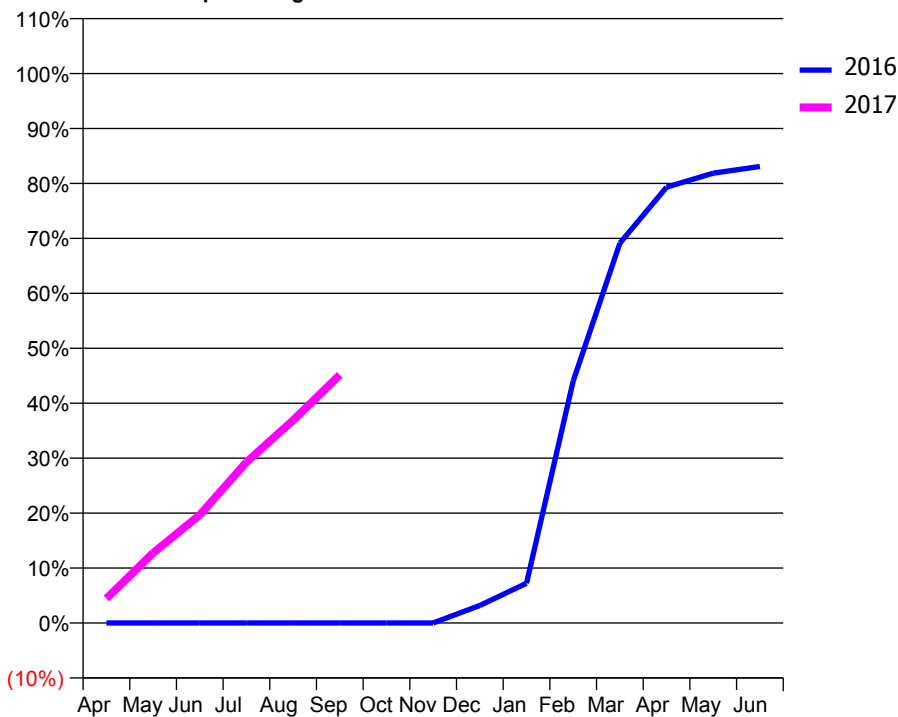
ACCESS*

Patients seen in 24 months	Total	Change since previous quarter
Quarter ending September 2015	0	
Quarter ending December 2015	113	↑
Quarter ending March 2016	1,241	↑
Quarter ending June 2016	2,456	↑
Quarter ending September 2016	3,464	↑
Variance since September 2015	N/A	



ACTIVITY

Cumulative percentage of contracted UDA delivered 2016 & 2017



Month	Adjusted Scheduled Activity (UDA)	
	2016	2017
April	0	790
May	0	2,261
June	0	3,489
July	0	5,192
August	0	6,543
September	0	8,009
October	0	
November	0	
December	188	
January	428	
February	2,603	
March	4,087	
April	4,689	
May	4,840	
June	4,912	

QUALITY

	Quantity	Base Number	Contract	AT	Region	England
% of FP17s for the same patient ID Re-attending within 3 months - Children	4	685	0.6%	11.2%	11.8%	12.4%
% of FP17s for the same patient ID Re-attending within 3 months - Adults	24	1,933	1.2%	16.3%	17.1%	16.7%
% of FP17s for the same patient ID Re-attending between 3 & 9 months - Children	68	685	9.9%	41.5%	45.8%	57.4%
% of FP17s for the same patient ID Re-attending between 3 & 9 months - Adults	170	1,933	8.8%	35.0%	37.6%	50.5%
% of FP17s for Band 1 Urgent Courses	19	2,399	0.8%	10.8%	10.6%	9.1%
% of FP17s Relating to Free Repair or Replacements	1	2,399	0.0%	0.5%	0.6%	0.8%
% of FP17s Relating to Continuations	0	2,399	0.0%	0.9%	0.9%	1.3%
% of Patients satisfied with the dentistry they have received	1	1	N/A	89.2%	90.2%	93.2%
% of Patients satisfied with the time they had to wait for an appointment	1	1	N/A	81.5%	83.8%	89.0%

* This is based on patients treated on this contract for their most recent course of treatment. Figures in italics indicate the base number of FP17s or Patient Questionnaire responses are less than 100. N/A is shown where the base number of responses is less than 10 during the period. % is calculated as Quantity/Base number*100

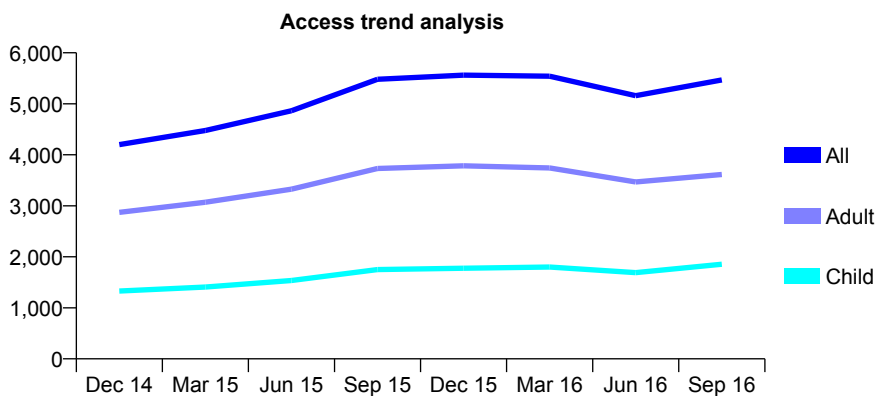
Q61 - Vital Signs At a Glance Contract Report for 128163/0006 - September 2016

Name or company name	Aspire Dental Care Limited
Contract type name	GDS Contract
Purpose of contract	General
Contract start date	11/12/2012
Contract end date	

16/17 Contracted general activity (UDA)	13,436
Carry forward general activity (UDA)	0
16/17 Contracted orthodontic activity (UOA)	0
Carry forward orthodontic activity (UOA)	0
Baseline contract value	£319,099.96

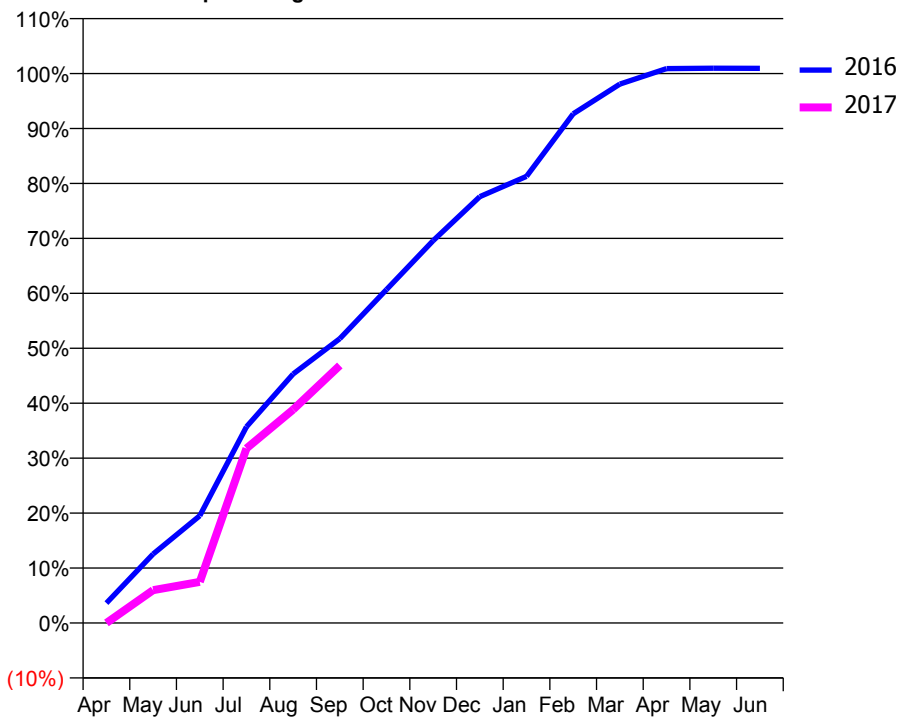
ACCESS*

Patients seen in 24 months	Total	Change since previous quarter
Quarter ending September 2015	5,481	
Quarter ending December 2015	5,561	→
Quarter ending March 2016	5,542	→
Quarter ending June 2016	5,159	↓
Quarter ending September 2016	5,469	↑
Variance since September 2015	(0.2%)	→



ACTIVITY

Cumulative percentage of contracted UDA delivered 2016 & 2017



Month	Adjusted Scheduled Activity (UDA)	
	2016	2017
April	545	0
May	1,884	802
June	2,927	1,005
July	5,357	4,271
August	6,796	5,217
September	7,762	6,296
October	9,102	
November	10,437	
December	11,641	
January	12,193	
February	13,898	
March	14,712	
April	15,133	
May	15,143	
June	15,142	

QUALITY

	Quantity	Base Number	Contract	AT	Region	England
% of FP17s for the same patient ID Re-attending within 3 months - Children	83	1,070	7.8%	11.2%	11.8%	12.4%
% of FP17s for the same patient ID Re-attending within 3 months - Adults	231	1,871	12.3%	16.3%	17.1%	16.7%
% of FP17s for the same patient ID Re-attending between 3 & 9 months - Children	432	1,070	40.4%	41.5%	45.8%	57.4%
% of FP17s for the same patient ID Re-attending between 3 & 9 months - Adults	577	1,871	30.8%	35.0%	37.6%	50.5%
% of FP17s for Band 1 Urgent Courses	576	2,765	20.8%	10.8%	10.6%	9.1%
% of FP17s Relating to Free Repair or Replacements	30	2,765	1.1%	0.5%	0.6%	0.8%
% of FP17s Relating to Continuations	4	2,765	0.1%	0.9%	0.9%	1.3%
% of Patients satisfied with the dentistry they have received	4	4	N/A	89.2%	90.2%	93.2%
% of Patients satisfied with the time they had to wait for an appointment	4	4	N/A	81.5%	83.8%	89.0%

* This is based on patients treated on this contract for their most recent course of treatment. Figures in italics indicate the base number of FP17s or Patient Questionnaire responses are less than 100. N/A is shown where the base number of responses is less than 10 during the period. % is calculated as Quantity/Base number*100

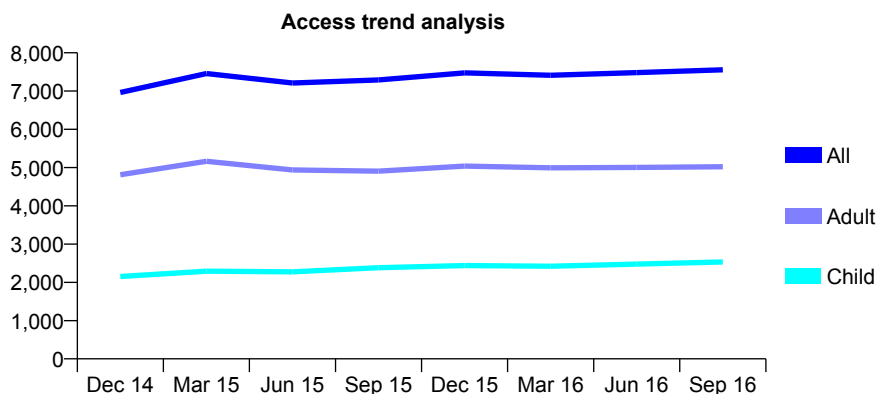
Q61 - Vital Signs At a Glance Contract Report for 128422/0001 - September 2016

Name or company name	MR JL VARA DR NJ VARA DR RJ VARA
Contract type name	GDS Contract
Purpose of contract	General
Contract start date	01/04/2013
Contract end date	

16/17 Contracted general activity (UDA)	20,521
Carry forward general activity (UDA)	-70
16/17 Contracted orthodontic activity (UOA)	0
Carry forward orthodontic activity (UOA)	0
Baseline contract value	£570,488.67

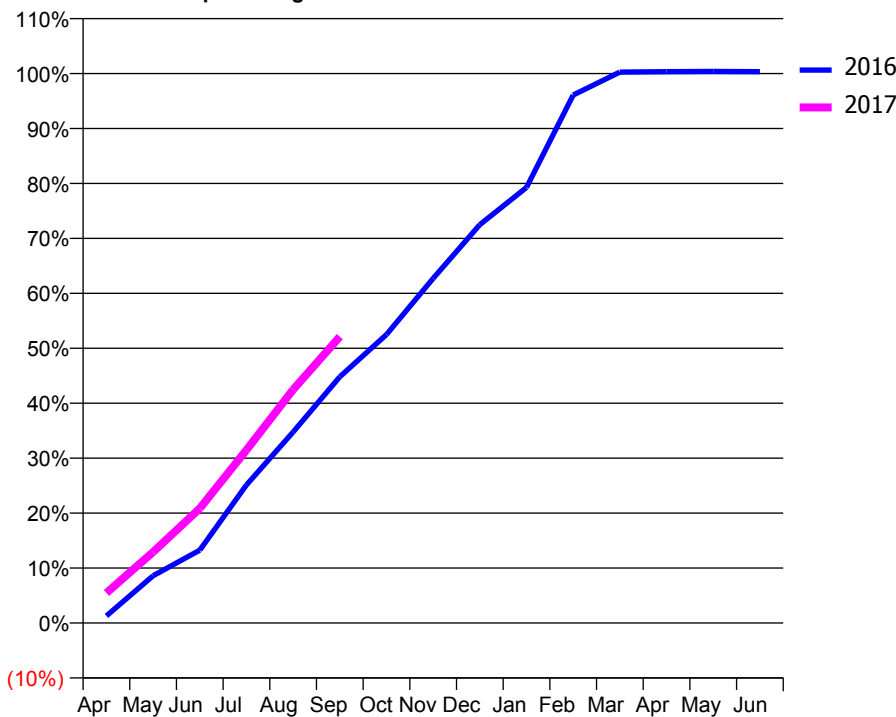
ACCESS*

Patients seen in 24 months	Total	Change since previous quarter
Quarter ending September 2015	7,290	
Quarter ending December 2015	7,476	↑
Quarter ending March 2016	7,413	→
Quarter ending June 2016	7,481	→
Quarter ending September 2016	7,555	→
Variance since September 2015	3.6%	↑



ACTIVITY

Cumulative percentage of contracted UDA delivered 2016 & 2017



Adjusted Scheduled Activity (UDA)

Month	2016	2017
April	267	1,122
May	1,767	2,653
June	2,722	4,278
July	5,158	6,461
August	7,135	8,717
September	9,194	10,694
October	10,771	
November	12,869	
December	14,875	
January	16,265	
February	19,718	
March	20,574	
April	20,588	
May	20,601	
June	20,591	

QUALITY

	Quantity	Base Number	Contract	AT	Region	England
% of FP17s for the same patient ID Re-attending within 3 months - Children	73	1,504	4.9%	11.2%	11.8%	12.4%
% of FP17s for the same patient ID Re-attending within 3 months - Adults	193	2,291	8.4%	16.3%	17.1%	16.7%
% of FP17s for the same patient ID Re-attending between 3 & 9 months - Children	575	1,504	38.2%	41.5%	45.8%	57.4%
% of FP17s for the same patient ID Re-attending between 3 & 9 months - Adults	748	2,291	32.6%	35.0%	37.6%	50.5%
% of FP17s for Band 1 Urgent Courses	222	3,776	5.9%	10.8%	10.6%	9.1%
% of FP17s Relating to Free Repair or Replacements	8	3,776	0.2%	0.5%	0.6%	0.8%
% of FP17s Relating to Continuations	15	3,776	0.4%	0.9%	0.9%	1.3%
% of Patients satisfied with the dentistry they have received	2	3	N/A	89.2%	90.2%	93.2%
% of Patients satisfied with the time they had to wait for an appointment	3	3	N/A	81.5%	83.8%	89.0%

* This is based on patients treated on this contract for their most recent course of treatment. Figures in italics indicate the base number of FP17s or Patient Questionnaire responses are less than 100. N/A is shown where the base number of responses is less than 10 during the period. % is calculated as Quantity/Base number*100

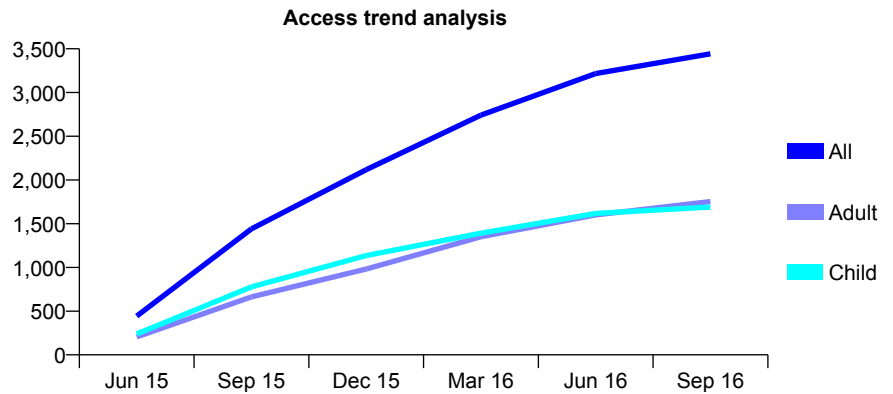
Q61 - Vital Signs At a Glance Contract Report for 128473/0001 - September 2016

Name or company name	The Anna House Partnership
Contract type name	GDS Contract
Purpose of contract	General
Contract start date	01/05/2015
Contract end date	

16/17 Contracted general activity (UDA)	17,027
Carry forward general activity (UDA)	0
16/17 Contracted orthodontic activity (UOA)	0
Carry forward orthodontic activity (UOA)	0
Baseline contract value	£520,912.76

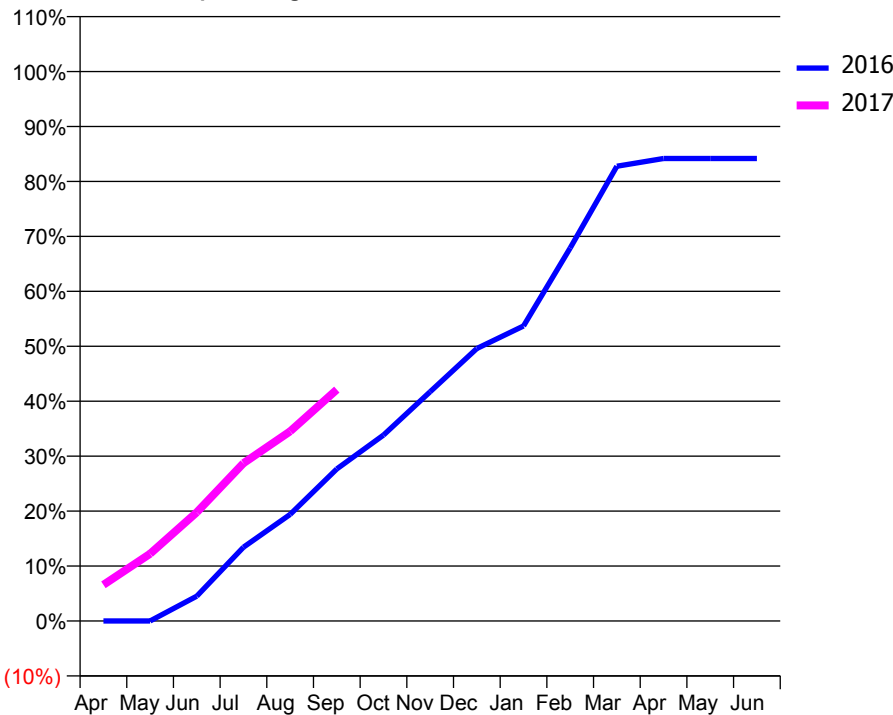
ACCESS*

Patients seen in 24 months	Total	Change since previous quarter
Quarter ending September 2015	1,440	
Quarter ending December 2015	2,118	↑
Quarter ending March 2016	2,742	↑
Quarter ending June 2016	3,217	↑
Quarter ending September 2016	3,443	↑
Variance since September 2015	139.1%	↑



ACTIVITY

Cumulative percentage of contracted UDA delivered 2016 & 2017



Month	Adjusted Scheduled Activity (UDA)	
	2016	2017
April	0	1,123
May	0	2,084
June	706	3,369
July	2,098	4,889
August	3,030	5,877
September	4,321	7,169
October	5,281	
November	6,511	
December	7,741	
January	8,380	
February	10,595	
March	12,919	
April	13,135	
May	13,138	
June	13,138	

QUALITY

	Quantity	Base Number	Contract	AT	Region	England
% of FP17s for the same patient ID Re-attending within 3 months - Children	83	1,307	6.4%	11.2%	11.8%	12.4%
% of FP17s for the same patient ID Re-attending within 3 months - Adults	118	1,144	10.3%	16.3%	17.1%	16.7%
% of FP17s for the same patient ID Re-attending between 3 & 9 months - Children	703	1,307	53.8%	41.5%	45.8%	57.4%
% of FP17s for the same patient ID Re-attending between 3 & 9 months - Adults	486	1,144	42.5%	35.0%	37.6%	50.5%
% of FP17s for Band 1 Urgent Courses	75	2,342	3.2%	10.8%	10.6%	9.1%
% of FP17s Relating to Free Repair or Replacements	0	2,342	0.0%	0.5%	0.6%	0.8%
% of FP17s Relating to Continuations	28	2,342	1.2%	0.9%	0.9%	1.3%
% of Patients satisfied with the dentistry they have received	3	4	N/A	89.2%	90.2%	93.2%
% of Patients satisfied with the time they had to wait for an appointment	4	4	N/A	81.5%	83.8%	89.0%

* This is based on patients treated on this contract for their most recent course of treatment. Figures in italics indicate the base number of FP17s or Patient Questionnaire responses are less than 100. N/A is shown where the base number of responses is less than 10 during the period. % is calculated as Quantity/Base number*100

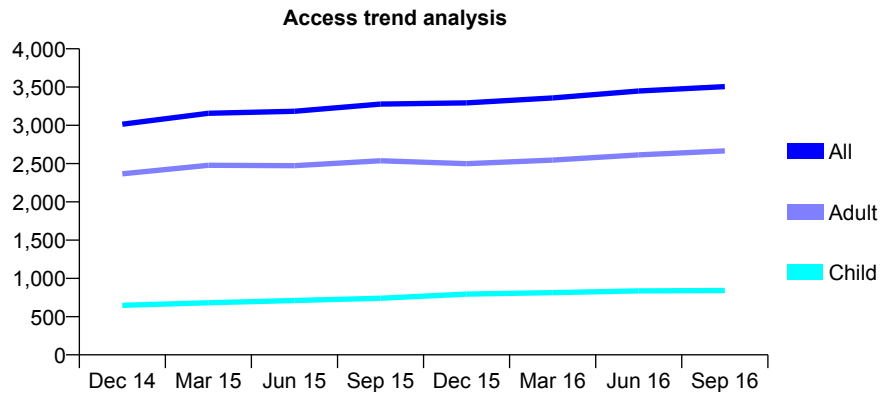
Q61 - Vital Signs At a Glance Contract Report for 129453/0001 - September 2016

Name or company name	Dr Margarita Vochaiti & Dr Aris Psathopoulk
Contract type name	GDS Contract
Purpose of contract	General
Contract start date	01/12/2012
Contract end date	

16/17 Contracted general activity (UDA)	7,242
Carry forward general activity (UDA)	-22
16/17 Contracted orthodontic activity (UOA)	0
Carry forward orthodontic activity (UOA)	0
Baseline contract value	£205,719.25

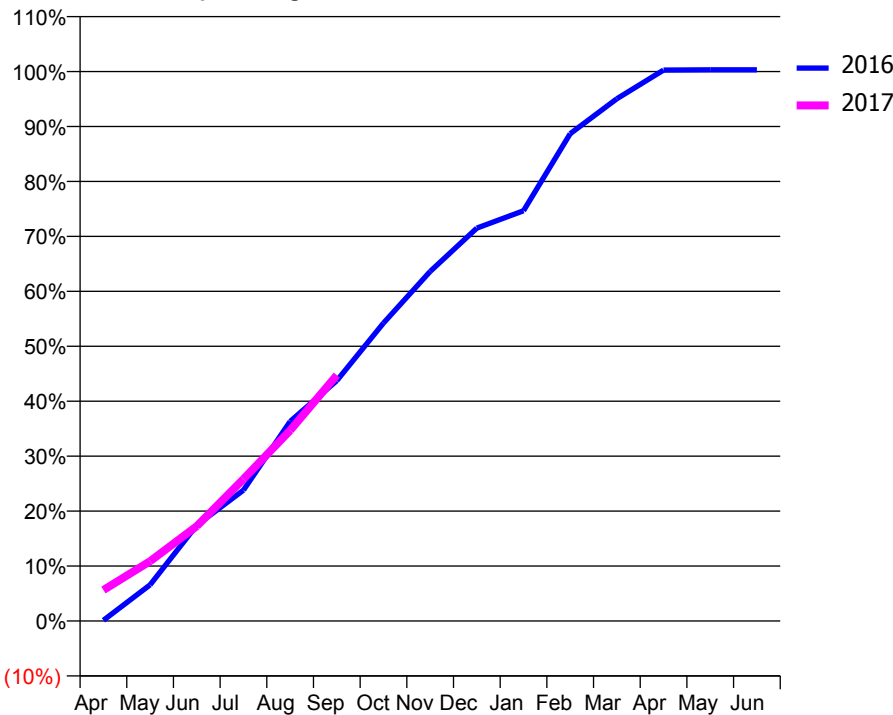
ACCESS*

Patients seen in 24 months	Total	Change since previous quarter
Quarter ending September 2015	3,277	
Quarter ending December 2015	3,293	→
Quarter ending March 2016	3,358	→
Quarter ending June 2016	3,449	↑
Quarter ending September 2016	3,506	→
Variance since September 2015	7.0%	↑



ACTIVITY

Cumulative percentage of contracted UDA delivered 2016 & 2017



Month	Adjusted Scheduled Activity (UDA)	
	2016	2017
April	9	409
May	477	788
June	1,263	1,251
July	1,725	1,871
August	2,631	2,512
September	3,169	3,240
October	3,927	
November	4,607	
December	5,178	
January	5,406	
February	6,423	
March	6,883	
April	7,261	
May	7,264	
June	7,264	

QUALITY

	Quantity	Base Number	Contract	AT	Region	England
% of FP17s for the same patient ID Re-attending within 3 months - Children	28	420	6.7%	11.2%	11.8%	12.4%
% of FP17s for the same patient ID Re-attending within 3 months - Adults	187	1,365	13.7%	16.3%	17.1%	16.7%
% of FP17s for the same patient ID Re-attending between 3 & 9 months - Children	148	420	35.2%	41.5%	45.8%	57.4%
% of FP17s for the same patient ID Re-attending between 3 & 9 months - Adults	278	1,365	20.4%	35.0%	37.6%	50.5%
% of FP17s for Band 1 Urgent Courses	145	1,637	8.9%	10.8%	10.6%	9.1%
% of FP17s Relating to Free Repair or Replacements	7	1,637	0.4%	0.5%	0.6%	0.8%
% of FP17s Relating to Continuations	9	1,637	0.5%	0.9%	0.9%	1.3%
% of Patients satisfied with the dentistry they have received	0	0	N/A	89.2%	90.2%	93.2%
% of Patients satisfied with the time they had to wait for an appointment	0	0	N/A	81.5%	83.8%	89.0%

* This is based on patients treated on this contract for their most recent course of treatment. Figures in italics indicate the base number of FP17s or Patient Questionnaire responses are less than 100. N/A is shown where the base number of responses is less than 10 during the period. % is calculated as Quantity/Base number*100

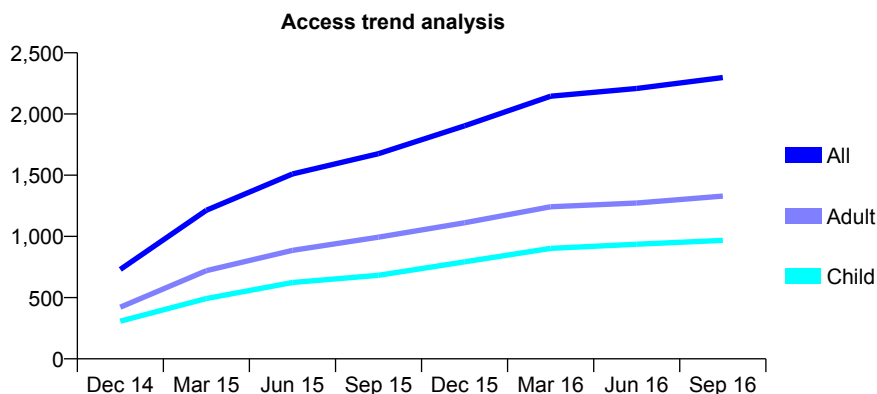
Q61 - Vital Signs At a Glance Contract Report for 129526/0001 - September 2016

Name or company name	L Rouzdar, F Zarza, S Emami and A P Satt
Contract type name	GDS Contract
Purpose of contract	General
Contract start date	01/04/2014
Contract end date	

16/17 Contracted general activity (UDA)	7,074
Carry forward general activity (UDA)	0
16/17 Contracted orthodontic activity (UOA)	0
Carry forward orthodontic activity (UOA)	0
Baseline contract value	£253,059.72

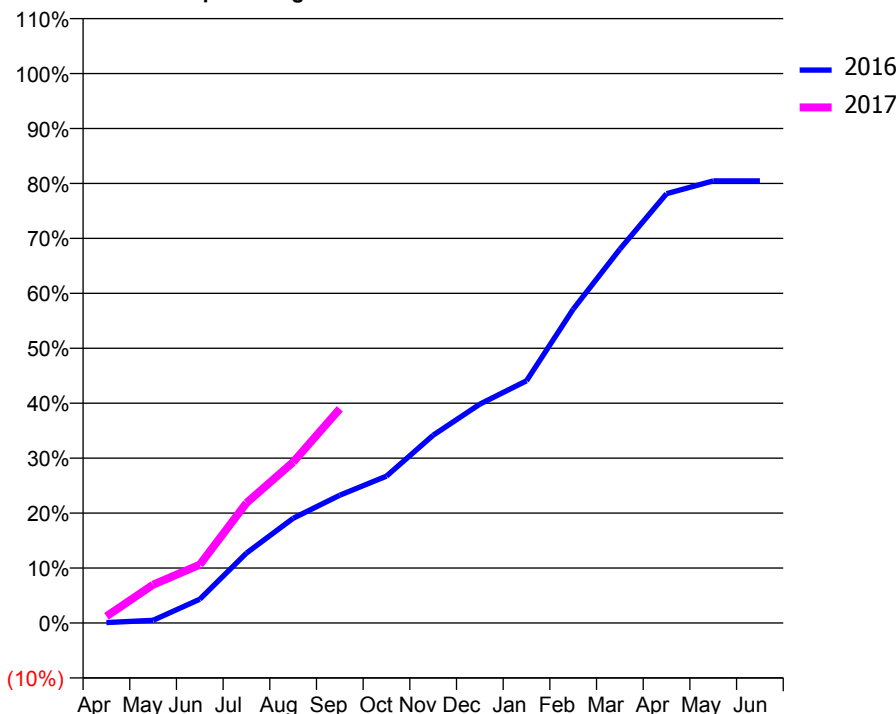
ACCESS*

Patients seen in 24 months	Total	Change since previous quarter
Quarter ending September 2015	1,676	
Quarter ending December 2015	1,904	↑
Quarter ending March 2016	2,145	↑
Quarter ending June 2016	2,209	↑
Quarter ending September 2016	2,298	↑
Variance since September 2015	37.1%	↑



ACTIVITY

Cumulative percentage of contracted UDA delivered 2016 & 2017



Adjusted Scheduled Activity (UDA)

Month	2016	2017
April	5	87
May	36	493
June	306	752
July	901	1,546
August	1,349	2,071
September	1,645	2,757
October	1,890	
November	2,417	
December	2,818	
January	3,118	
February	4,040	
March	4,813	
April	5,527	
May	5,691	
June	5,691	

QUALITY

	Quantity	Base Number	Contract	AT	Region	England
% of FP17s for the same patient ID Re-attending within 3 months - Children	33	532	6.2%	11.2%	11.8%	12.4%
% of FP17s for the same patient ID Re-attending within 3 months - Adults	98	724	13.5%	16.3%	17.1%	16.7%
% of FP17s for the same patient ID Re-attending between 3 & 9 months - Children	212	532	39.8%	41.5%	45.8%	57.4%
% of FP17s for the same patient ID Re-attending between 3 & 9 months - Adults	249	724	34.4%	35.0%	37.6%	50.5%
% of FP17s for Band 1 Urgent Courses	82	998	8.2%	10.8%	10.6%	9.1%
% of FP17s Relating to Free Repair or Replacements	1	998	0.1%	0.5%	0.6%	0.8%
% of FP17s Relating to Continuations	3	998	0.3%	0.9%	0.9%	1.3%
% of Patients satisfied with the dentistry they have received	1	1	N/A	89.2%	90.2%	93.2%
% of Patients satisfied with the time they had to wait for an appointment	1	1	N/A	81.5%	83.8%	89.0%

* This is based on patients treated on this contract for their most recent course of treatment. Figures in italics indicate the base number of FP17s or Patient Questionnaire responses are less than 100. N/A is shown where the base number of responses is less than 10 during the period. % is calculated as Quantity/Base number*100

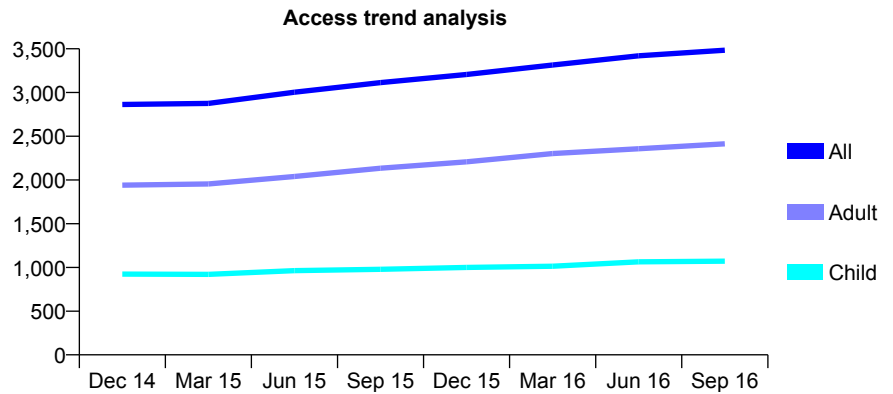
Q61 - Vital Signs At a Glance Contract Report for 130303/0001 - September 2016

Name or company name	Salmon Lane Dental Care
Contract type name	GDS Contract
Purpose of contract	General
Contract start date	19/11/2010
Contract end date	

16/17 Contracted general activity (UDA)	7,879
Carry forward general activity (UDA)	-84
16/17 Contracted orthodontic activity (UOA)	0
Carry forward orthodontic activity (UOA)	0
Baseline contract value	£223,033.42

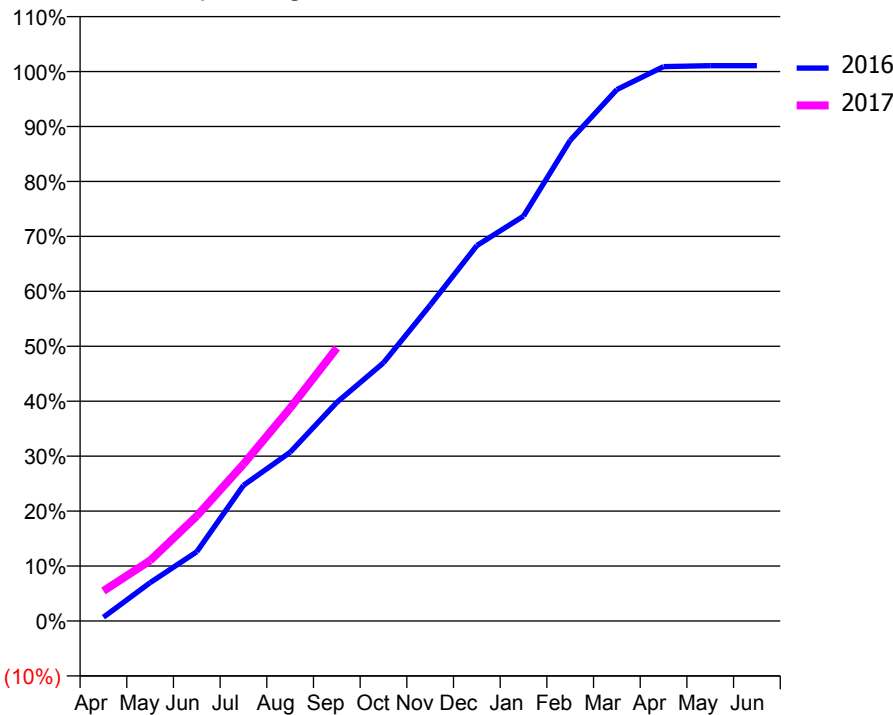
ACCESS*

Patients seen in 24 months	Total	Change since previous quarter
Quarter ending September 2015	3,114	
Quarter ending December 2015	3,206	↑
Quarter ending March 2016	3,315	↑
Quarter ending June 2016	3,420	↑
Quarter ending September 2016	3,484	→
Variance since September 2015	11.9%	↑



ACTIVITY

Cumulative percentage of contracted UDA delivered 2016 & 2017



Month	Adjusted Scheduled Activity (UDA)	
	2016	2017
April	54	431
May	549	868
June	994	1,505
July	1,945	2,249
August	2,419	3,052
September	3,135	3,915
October	3,703	
November	4,529	
December	5,383	
January	5,806	
February	6,892	
March	7,619	
April	7,949	
May	7,963	
June	7,963	

QUALITY

	Quantity	Base Number	Contract	AT	Region	England
% of FP17s for the same patient ID Re-attending within 3 months - Children	49	550	8.9%	11.2%	11.8%	12.4%
% of FP17s for the same patient ID Re-attending within 3 months - Adults	184	1,226	15.0%	16.3%	17.1%	16.7%
% of FP17s for the same patient ID Re-attending between 3 & 9 months - Children	145	550	26.4%	41.5%	45.8%	57.4%
% of FP17s for the same patient ID Re-attending between 3 & 9 months - Adults	282	1,226	23.0%	35.0%	37.6%	50.5%
% of FP17s for Band 1 Urgent Courses	217	1,334	16.3%	10.8%	10.6%	9.1%
% of FP17s Relating to Free Repair or Replacements	0	1,334	0.0%	0.5%	0.6%	0.8%
% of FP17s Relating to Continuations	5	1,334	0.4%	0.9%	0.9%	1.3%
% of Patients satisfied with the dentistry they have received	0	0	N/A	89.2%	90.2%	93.2%
% of Patients satisfied with the time they had to wait for an appointment	0	0	N/A	81.5%	83.8%	89.0%

* This is based on patients treated on this contract for their most recent course of treatment. Figures in italics indicate the base number of FP17s or Patient Questionnaire responses are less than 100. N/A is shown where the base number of responses is less than 10 during the period. % is calculated as Quantity/Base number*100

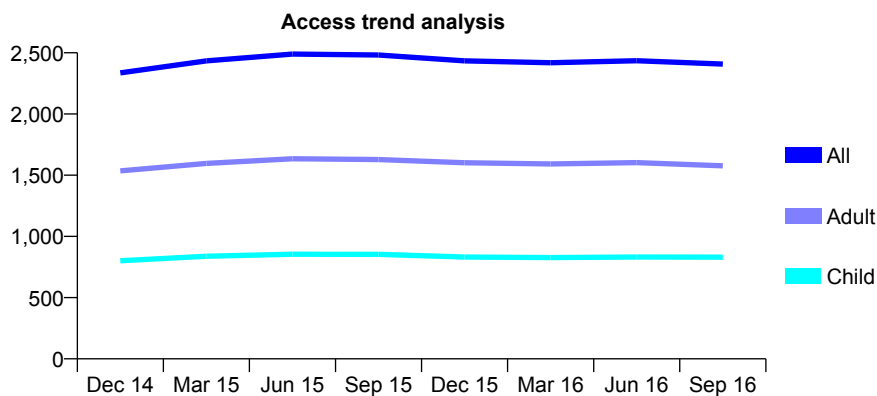
Q61 - Vital Signs At a Glance Contract Report for 131245/0001 - September 2016

Name or company name	Bullsmoor Dental Practice
Contract type name	GDS Contract
Purpose of contract	General
Contract start date	01/07/2013
Contract end date	

16/17 Contracted general activity (UDA)	7,000
Carry forward general activity (UDA)	229
16/17 Contracted orthodontic activity (UOA)	0
Carry forward orthodontic activity (UOA)	0
Baseline contract value	£174,925.43

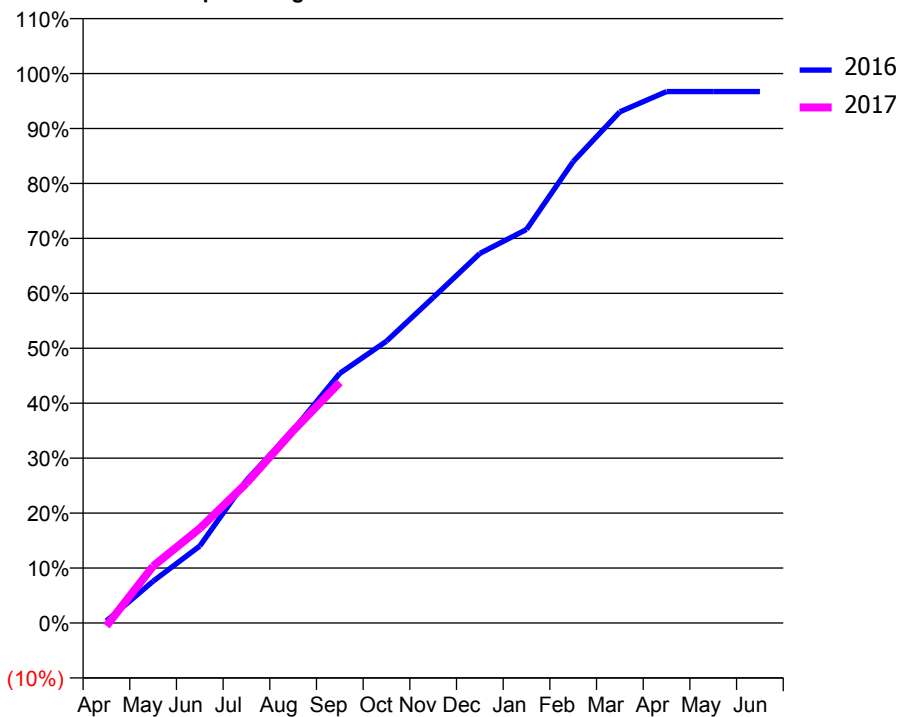
ACCESS*

Patients seen in 24 months	Total	Change since previous quarter
Quarter ending September 2015	2,482	
Quarter ending December 2015	2,434	↓
Quarter ending March 2016	2,419	→
Quarter ending June 2016	2,435	→
Quarter ending September 2016	2,408	↓
Variance since September 2015	(3.0%)	↓



ACTIVITY

Cumulative percentage of contracted UDA delivered 2016 & 2017



Month	Adjusted Scheduled Activity (UDA)	
	2016	2017
April	26	-38
May	533	724
June	981	1,205
July	1,819	1,781
August	2,457	2,448
September	3,180	3,065
October	3,591	
November	4,145	
December	4,707	
January	5,014	
February	5,878	
March	6,513	
April	6,770	
May	6,771	
June	6,771	

QUALITY

	Quantity	Base Number	Contract	AT	Region	England
% of FP17s for the same patient ID Re-attending within 3 months - Children	41	682	6.0%	11.2%	11.8%	12.4%
% of FP17s for the same patient ID Re-attending within 3 months - Adults	136	1,193	11.4%	16.3%	17.1%	16.7%
% of FP17s for the same patient ID Re-attending between 3 & 9 months - Children	445	682	65.2%	41.5%	45.8%	57.4%
% of FP17s for the same patient ID Re-attending between 3 & 9 months - Adults	592	1,193	49.6%	35.0%	37.6%	50.5%
% of FP17s for Band 1 Urgent Courses	99	1,735	5.7%	10.8%	10.6%	9.1%
% of FP17s Relating to Free Repair or Replacements	1	1,735	0.1%	0.5%	0.6%	0.8%
% of FP17s Relating to Continuations	12	1,735	0.7%	0.9%	0.9%	1.3%
% of Patients satisfied with the dentistry they have received	1	1	N/A	89.2%	90.2%	93.2%
% of Patients satisfied with the time they had to wait for an appointment	1	1	N/A	81.5%	83.8%	89.0%

* This is based on patients treated on this contract for their most recent course of treatment. Figures in italics indicate the base number of FP17s or Patient Questionnaire responses are less than 100. N/A is shown where the base number of responses is less than 10 during the period. % is calculated as Quantity/Base number*100

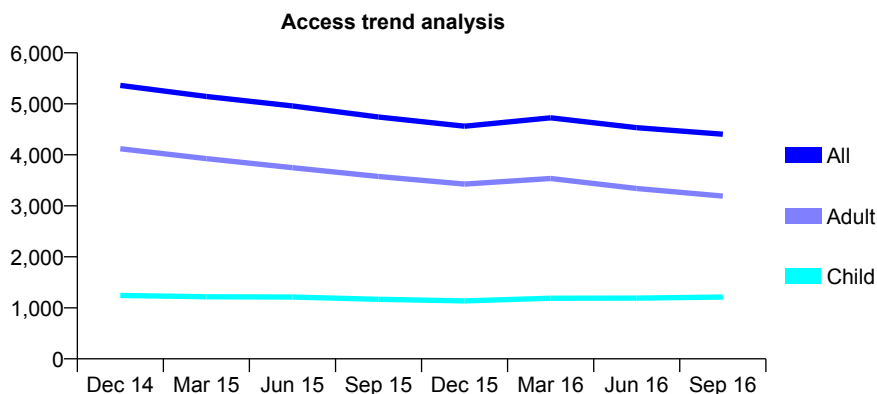
Q61 - Vital Signs At a Glance Contract Report for 132586/0001 - September 2016

Name or company name	Sct. Apollonia Dental Practice
Contract type name	GDS Contract
Purpose of contract	General
Contract start date	01/05/2007
Contract end date	

16/17 Contracted general activity (UDA)	14,164
Carry forward general activity (UDA)	194
16/17 Contracted orthodontic activity (UOA)	0
Carry forward orthodontic activity (UOA)	0
Baseline contract value	£389,656.60

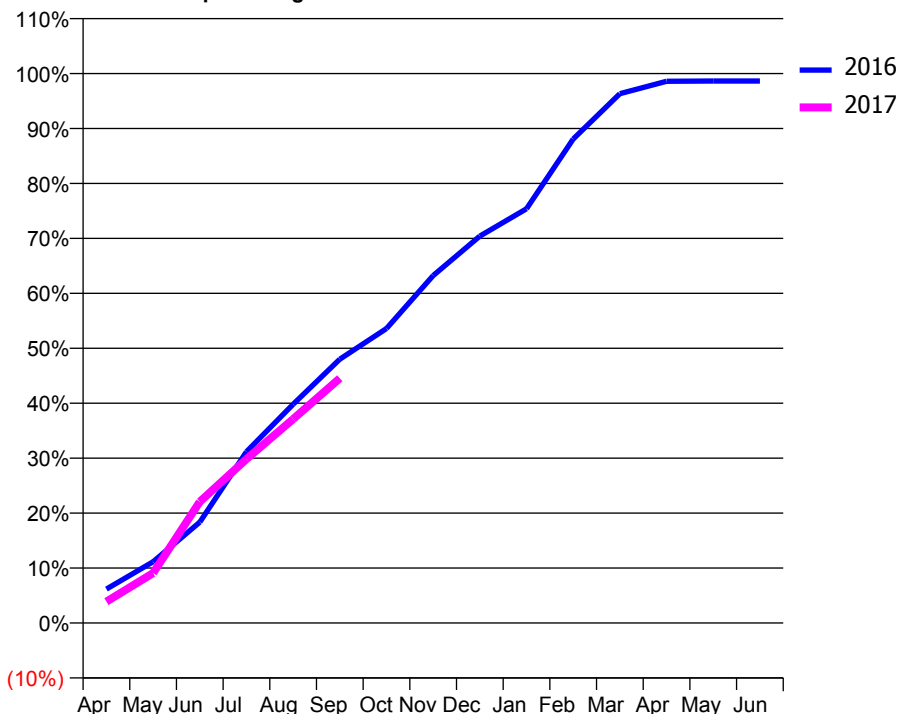
ACCESS*

Patients seen in 24 months	Total	Change since previous quarter
Quarter ending September 2015	4,742	
Quarter ending December 2015	4,560	↓
Quarter ending March 2016	4,725	↑
Quarter ending June 2016	4,532	↓
Quarter ending September 2016	4,403	↓
Variance since September 2015	(7.1%)	↓



ACTIVITY

Cumulative percentage of contracted UDA delivered 2016 & 2017



Adjusted Scheduled Activity (UDA)

Month	2016	2017
April	876	553
May	1,579	1,289
June	2,599	3,127
July	4,416	4,225
August	5,639	5,257
September	6,801	6,310
October	7,590	
November	8,954	
December	9,973	
January	10,677	
February	12,475	
March	13,644	
April	13,965	
May	13,969	
June	13,970	

QUALITY

	Quantity	Base Number	Contract	AT	Region	England
% of FP17s for the same patient ID Re-attending within 3 months - Children	41	737	5.6%	11.2%	11.8%	12.4%
% of FP17s for the same patient ID Re-attending within 3 months - Adults	233	1,564	14.9%	16.3%	17.1%	16.7%
% of FP17s for the same patient ID Re-attending between 3 & 9 months - Children	302	737	41.0%	41.5%	45.8%	57.4%
% of FP17s for the same patient ID Re-attending between 3 & 9 months - Adults	526	1,564	33.6%	35.0%	37.6%	50.5%
% of FP17s for Band 1 Urgent Courses	285	2,162	13.2%	10.8%	10.6%	9.1%
% of FP17s Relating to Free Repair or Replacements	11	2,162	0.5%	0.5%	0.6%	0.8%
% of FP17s Relating to Continuations	1	2,162	0.0%	0.9%	0.9%	1.3%
% of Patients satisfied with the dentistry they have received	2	2	N/A	89.2%	90.2%	93.2%
% of Patients satisfied with the time they had to wait for an appointment	1	2	N/A	81.5%	83.8%	89.0%

* This is based on patients treated on this contract for their most recent course of treatment. Figures in italics indicate the base number of FP17s or Patient Questionnaire responses are less than 100. N/A is shown where the base number of responses is less than 10 during the period. % is calculated as Quantity/Base number*100

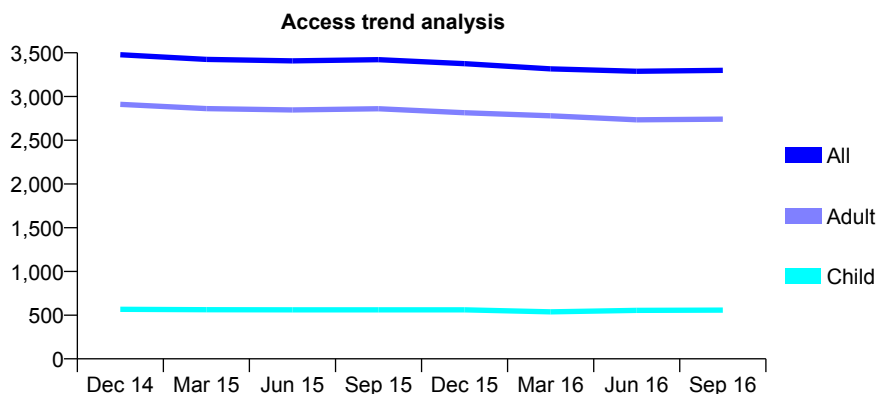
Q61 - Vital Signs At a Glance Contract Report for 132993/0001 - September 2016

Name or company name	Church View Dental Practice
Contract type name	GDS Contract
Purpose of contract	General
Contract start date	01/04/2010
Contract end date	

16/17 Contracted general activity (UDA)	14,120
Carry forward general activity (UDA)	0
16/17 Contracted orthodontic activity (UOA)	0
Carry forward orthodontic activity (UOA)	0
Baseline contract value	£437,743.04

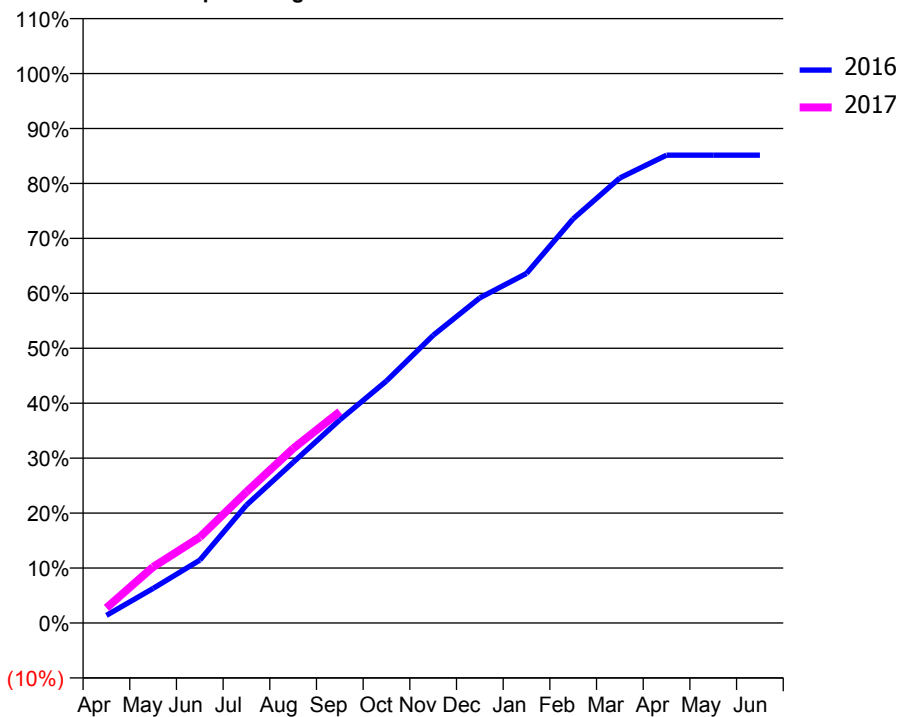
ACCESS*

Patients seen in 24 months	Total	Change since previous quarter
Quarter ending September 2015	3,421	
Quarter ending December 2015	3,376	↓
Quarter ending March 2016	3,316	↓
Quarter ending June 2016	3,289	→
Quarter ending September 2016	3,299	→
Variance since September 2015	(3.6%)	↓



ACTIVITY

Cumulative percentage of contracted UDA delivered 2016 & 2017



Month	Adjusted Scheduled Activity (UDA)	
	2016	2017
April	199	389
May	891	1,439
June	1,617	2,205
July	3,029	3,369
August	4,126	4,485
September	5,221	5,433
October	6,221	
November	7,393	
December	8,357	
January	8,983	
February	10,386	
March	11,436	
April	12,020	
May	12,020	
June	12,020	

QUALITY

	Quantity	Base Number	Contract	AT	Region	England
% of FP17s for the same patient ID Re-attending within 3 months - Children	35	441	7.9%	11.2%	11.8%	12.4%
% of FP17s for the same patient ID Re-attending within 3 months - Adults	528	2,256	23.4%	16.3%	17.1%	16.7%
% of FP17s for the same patient ID Re-attending between 3 & 9 months - Children	259	441	58.7%	41.5%	45.8%	57.4%
% of FP17s for the same patient ID Re-attending between 3 & 9 months - Adults	1,194	2,256	52.9%	35.0%	37.6%	50.5%
% of FP17s for Band 1 Urgent Courses	253	2,490	10.2%	10.8%	10.6%	9.1%
% of FP17s Relating to Free Repair or Replacements	57	2,490	2.3%	0.5%	0.6%	0.8%
% of FP17s Relating to Continuations	57	2,490	2.3%	0.9%	0.9%	1.3%
% of Patients satisfied with the dentistry they have received	3	3	N/A	89.2%	90.2%	93.2%
% of Patients satisfied with the time they had to wait for an appointment	3	3	N/A	81.5%	83.8%	89.0%

* This is based on patients treated on this contract for their most recent course of treatment. Figures in italics indicate the base number of FP17s or Patient Questionnaire responses are less than 100. N/A is shown where the base number of responses is less than 10 during the period. % is calculated as Quantity/Base number*100

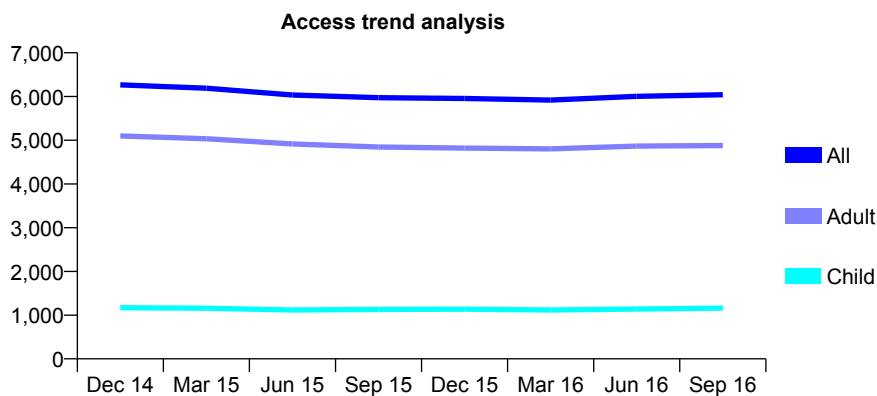
Q61 - Vital Signs At a Glance Contract Report for 133078/0001 - September 2016

Name or company name	R G Matthey Ltd
Contract type name	GDS Contract
Purpose of contract	General
Contract start date	01/01/2009
Contract end date	

16/17 Contracted general activity (UDA)	20,451
Carry forward general activity (UDA)	220
16/17 Contracted orthodontic activity (UOA)	0
Carry forward orthodontic activity (UOA)	0
Baseline contract value	£528,126.33

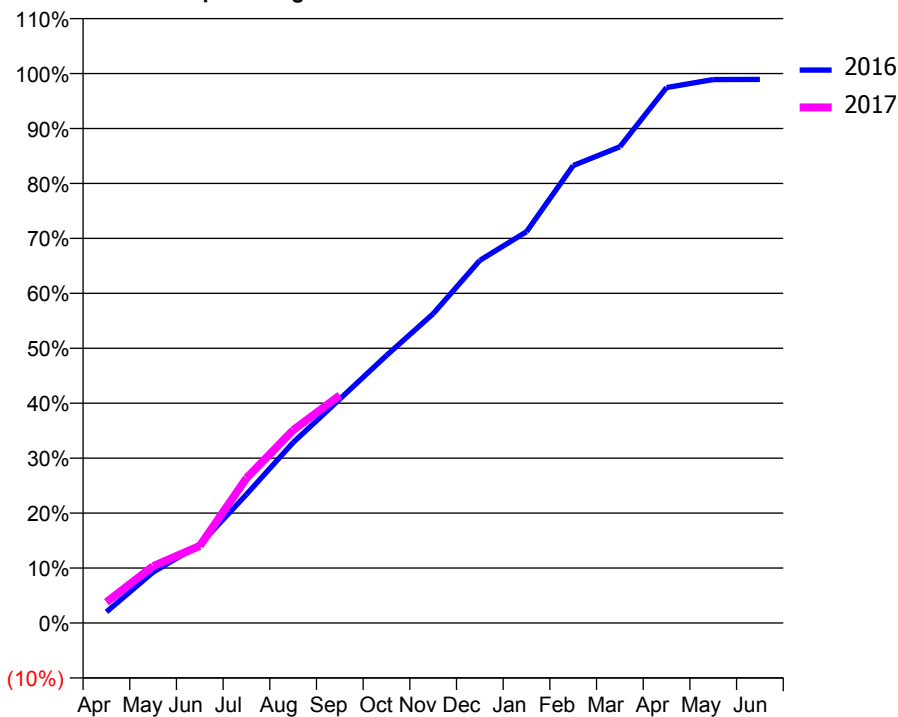
ACCESS*

Patients seen in 24 months	Total	Change since previous quarter
Quarter ending September 2015	5,975	
Quarter ending December 2015	5,956	→
Quarter ending March 2016	5,918	→
Quarter ending June 2016	6,005	→
Quarter ending September 2016	6,040	→
Variance since September 2015	1.1%	→



ACTIVITY

Cumulative percentage of contracted UDA delivered 2016 & 2017



Month	Adjusted Scheduled Activity (UDA)	
	2016	2017
April	415	778
May	1,895	2,115
June	2,921	2,873
July	4,785	5,394
August	6,717	7,178
September	8,337	8,472
October	9,957	
November	11,512	
December	13,494	
January	14,566	
February	17,024	
March	17,727	
April	19,926	
May	20,227	
June	20,231	

QUALITY

	Quantity	Base Number	Contract	AT	Region	England
% of FP17s for the same patient ID Re-attending within 3 months - Children	130	1,116	11.6%	11.2%	11.8%	12.4%
% of FP17s for the same patient ID Re-attending within 3 months - Adults	296	3,268	9.1%	16.3%	17.1%	16.7%
% of FP17s for the same patient ID Re-attending between 3 & 9 months - Children	622	1,116	55.7%	41.5%	45.8%	57.4%
% of FP17s for the same patient ID Re-attending between 3 & 9 months - Adults	1,688	3,268	51.7%	35.0%	37.6%	50.5%
% of FP17s for Band 1 Urgent Courses	203	3,525	5.8%	10.8%	10.6%	9.1%
% of FP17s Relating to Free Repair or Replacements	18	3,525	0.5%	0.5%	0.6%	0.8%
% of FP17s Relating to Continuations	50	3,525	1.4%	0.9%	0.9%	1.3%
% of Patients satisfied with the dentistry they have received	3	5	N/A	89.2%	90.2%	93.2%
% of Patients satisfied with the time they had to wait for an appointment	5	5	N/A	81.5%	83.8%	89.0%

* This is based on patients treated on this contract for their most recent course of treatment. Figures in italics indicate the base number of FP17s or Patient Questionnaire responses are less than 100. N/A is shown where the base number of responses is less than 10 during the period. % is calculated as Quantity/Base number*100

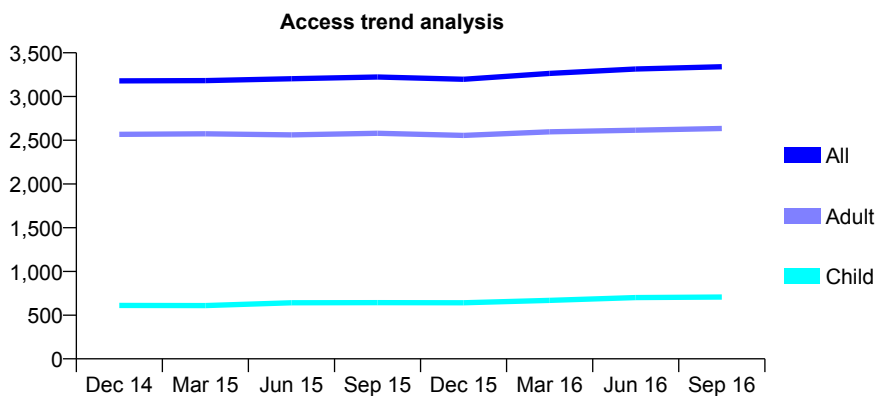
Q61 - Vital Signs At a Glance Contract Report for 133086/0001 - September 2016

Name or company name	Sennik Ltd
Contract type name	GDS Contract
Purpose of contract	General
Contract start date	01/04/2012
Contract end date	

16/17 Contracted general activity (UDA)	10,567
Carry forward general activity (UDA)	3
16/17 Contracted orthodontic activity (UOA)	0
Carry forward orthodontic activity (UOA)	0
Baseline contract value	£342,252.48

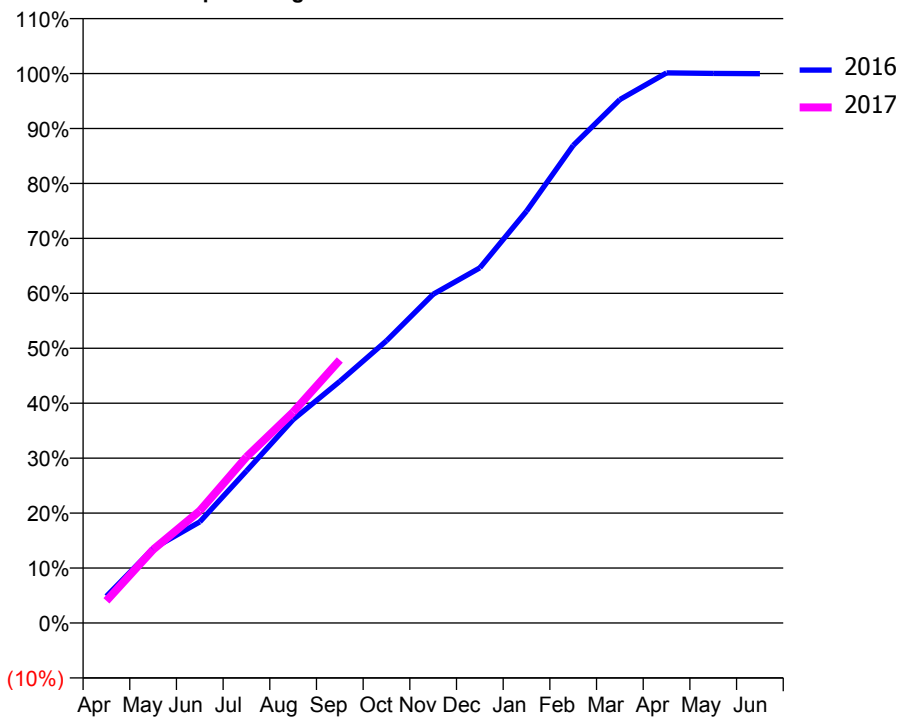
ACCESS*

Patients seen in 24 months	Total	Change since previous quarter
Quarter ending September 2015	3,223	
Quarter ending December 2015	3,197	→
Quarter ending March 2016	3,265	↑
Quarter ending June 2016	3,315	→
Quarter ending September 2016	3,341	→
Variance since September 2015	3.7%	↑



ACTIVITY

Cumulative percentage of contracted UDA delivered 2016 & 2017



Month	Adjusted Scheduled Activity (UDA)	
	2016	2017
April	514	428
May	1,432	1,411
June	1,945	2,157
July	2,925	3,195
August	3,912	4,054
September	4,647	5,059
October	5,427	
November	6,323	
December	6,831	
January	7,921	
February	9,185	
March	10,067	
April	10,578	
May	10,568	
June	10,564	

QUALITY

	Quantity	Base Number	Contract	AT	Region	England
% of FP17s for the same patient ID Re-attending within 3 months - Children	29	476	6.1%	11.2%	11.8%	12.4%
% of FP17s for the same patient ID Re-attending within 3 months - Adults	257	1,581	16.3%	16.3%	17.1%	16.7%
% of FP17s for the same patient ID Re-attending between 3 & 9 months - Children	213	476	44.7%	41.5%	45.8%	57.4%
% of FP17s for the same patient ID Re-attending between 3 & 9 months - Adults	596	1,581	37.7%	35.0%	37.6%	50.5%
% of FP17s for Band 1 Urgent Courses	185	1,882	9.8%	10.8%	10.6%	9.1%
% of FP17s Relating to Free Repair or Replacements	18	1,882	1.0%	0.5%	0.6%	0.8%
% of FP17s Relating to Continuations	12	1,882	0.6%	0.9%	0.9%	1.3%
% of Patients satisfied with the dentistry they have received	3	3	N/A	89.2%	90.2%	93.2%
% of Patients satisfied with the time they had to wait for an appointment	3	3	N/A	81.5%	83.8%	89.0%

* This is based on patients treated on this contract for their most recent course of treatment. Figures in italics indicate the base number of FP17s or Patient Questionnaire responses are less than 100. N/A is shown where the base number of responses is less than 10 during the period. % is calculated as Quantity/Base number*100

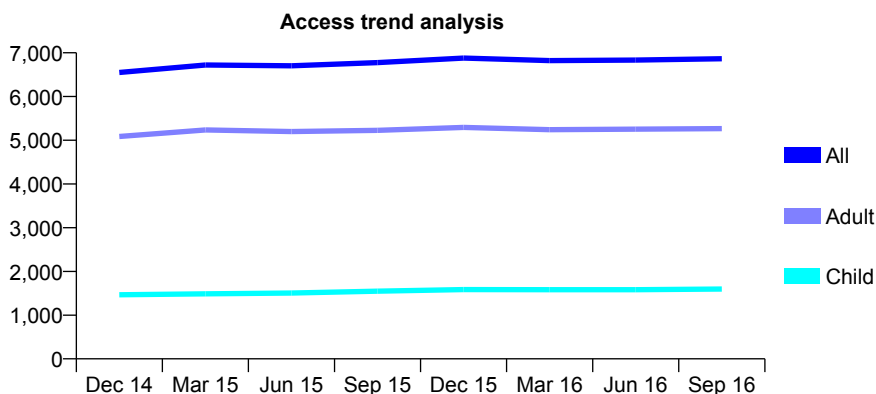
Q61 - Vital Signs At a Glance Contract Report for 133205/0001 - September 2016

Name or company name	Broadway Dental Care
Contract type name	GDS Contract
Purpose of contract	General
Contract start date	06/06/2012
Contract end date	

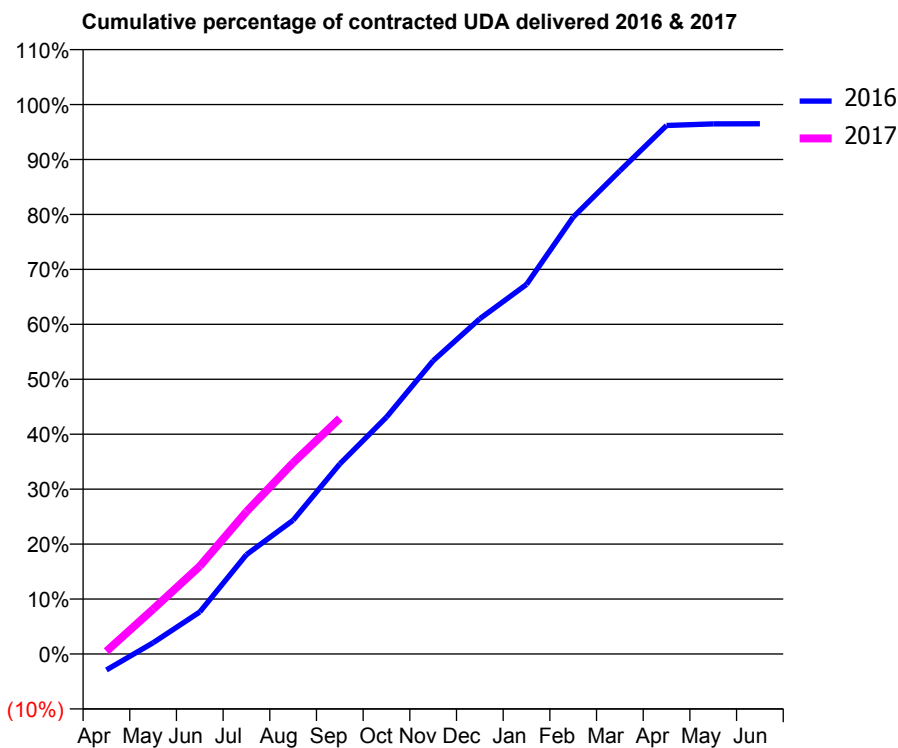
16/17 Contracted general activity (UDA)	18,422
Carry forward general activity (UDA)	395
16/17 Contracted orthodontic activity (UOA)	0
Carry forward orthodontic activity (UOA)	0
Baseline contract value	£530,184.68

ACCESS*

Patients seen in 24 months	Total	Change since previous quarter
Quarter ending September 2015	6,775	
Quarter ending December 2015	6,879	→
Quarter ending March 2016	6,822	→
Quarter ending June 2016	6,835	→
Quarter ending September 2016	6,865	→
Variance since September 2015	1.3%	→



ACTIVITY



Month	Adjusted Scheduled Activity (UDA)	
	2016	2017
April	-539	93
May	376	1,506
June	1,411	2,945
July	3,331	4,771
August	4,486	6,413
September	6,372	7,902
October	7,942	
November	9,832	
December	11,243	
January	12,390	
February	14,650	
March	16,198	
April	17,718	
May	17,771	
June	17,779	

QUALITY

	Quantity	Base Number	Contract	AT	Region	England
% of FP17s for the same patient ID Re-attending within 3 months - Children	81	1,125	7.2%	11.2%	11.8%	12.4%
% of FP17s for the same patient ID Re-attending within 3 months - Adults	397	3,312	12.0%	16.3%	17.1%	16.7%
% of FP17s for the same patient ID Re-attending between 3 & 9 months - Children	576	1,125	51.2%	41.5%	45.8%	57.4%
% of FP17s for the same patient ID Re-attending between 3 & 9 months - Adults	1,629	3,312	49.2%	35.0%	37.6%	50.5%
% of FP17s for Band 1 Urgent Courses	287	3,688	7.8%	10.8%	10.6%	9.1%
% of FP17s Relating to Free Repair or Replacements	41	3,688	1.1%	0.5%	0.6%	0.8%
% of FP17s Relating to Continuations	27	3,688	0.7%	0.9%	0.9%	1.3%
% of Patients satisfied with the dentistry they have received	9	9	N/A	89.2%	90.2%	93.2%
% of Patients satisfied with the time they had to wait for an appointment	7	9	N/A	81.5%	83.8%	89.0%

* This is based on patients treated on this contract for their most recent course of treatment. Figures in italics indicate the base number of FP17s or Patient Questionnaire responses are less than 100. N/A is shown where the base number of responses is less than 10 during the period. % is calculated as Quantity/Base number*100

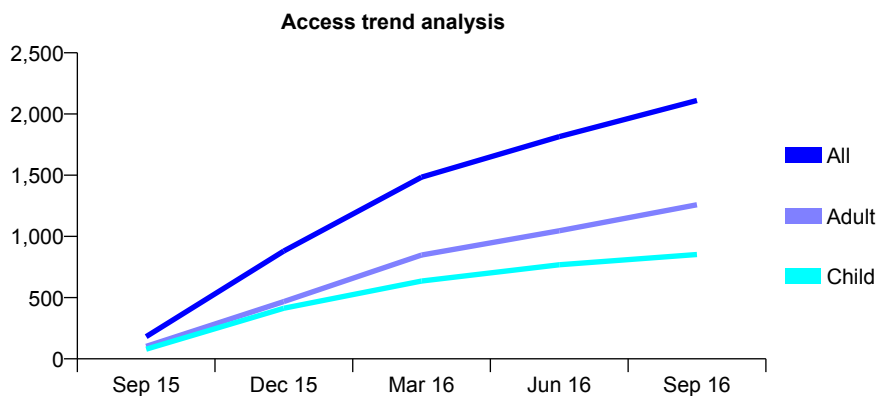
Q61 - Vital Signs At a Glance Contract Report for 133655/0001 - September 2016

Name or company name	Crouch Hall Dental Care
Contract type name	GDS Contract
Purpose of contract	General
Contract start date	01/05/2015
Contract end date	

16/17 Contracted general activity (UDA)	6,025
Carry forward general activity (UDA)	47
16/17 Contracted orthodontic activity (UOA)	0
Carry forward orthodontic activity (UOA)	0
Baseline contract value	£136,064.00

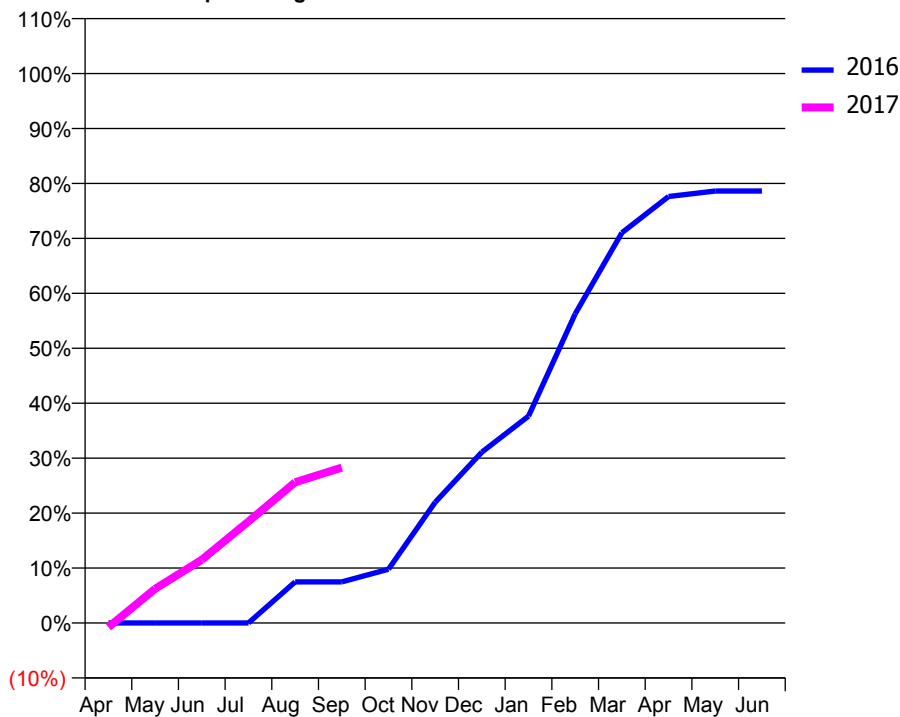
ACCESS*

Patients seen in 24 months	Total	Change since previous quarter
Quarter ending September 2015	181	
Quarter ending December 2015	881	↑
Quarter ending March 2016	1,484	↑
Quarter ending June 2016	1,815	↑
Quarter ending September 2016	2,111	↑
Variance since September 2015	1066.3%	↑



ACTIVITY

Cumulative percentage of contracted UDA delivered 2016 & 2017



Adjusted Scheduled Activity (UDA)

Month	2016	2017
April	0	-47
May	0	375
June	0	694
July	0	1,114
August	414	1,544
September	414	1,704
October	541	
November	1,213	
December	1,718	
January	2,078	
February	3,107	
March	3,921	
April	4,286	
May	4,341	
June	4,341	

QUALITY

	Quantity	Base Number	Contract	AT	Region	England
% of FP17s for the same patient ID Re-attending within 3 months - Children	29	449	6.5%	11.2%	11.8%	12.4%
% of FP17s for the same patient ID Re-attending within 3 months - Adults	40	615	6.5%	16.3%	17.1%	16.7%
% of FP17s for the same patient ID Re-attending between 3 & 9 months - Children	143	449	31.8%	41.5%	45.8%	57.4%
% of FP17s for the same patient ID Re-attending between 3 & 9 months - Adults	153	615	24.9%	35.0%	37.6%	50.5%
% of FP17s for Band 1 Urgent Courses	36	895	4.0%	10.8%	10.6%	9.1%
% of FP17s Relating to Free Repair or Replacements	0	895	0.0%	0.5%	0.6%	0.8%
% of FP17s Relating to Continuations	15	895	1.7%	0.9%	0.9%	1.3%
% of Patients satisfied with the dentistry they have received	0	0	N/A	89.2%	90.2%	93.2%
% of Patients satisfied with the time they had to wait for an appointment	0	0	N/A	81.5%	83.8%	89.0%

* This is based on patients treated on this contract for their most recent course of treatment. Figures in italics indicate the base number of FP17s or Patient Questionnaire responses are less than 100. N/A is shown where the base number of responses is less than 10 during the period. % is calculated as Quantity/Base number*100

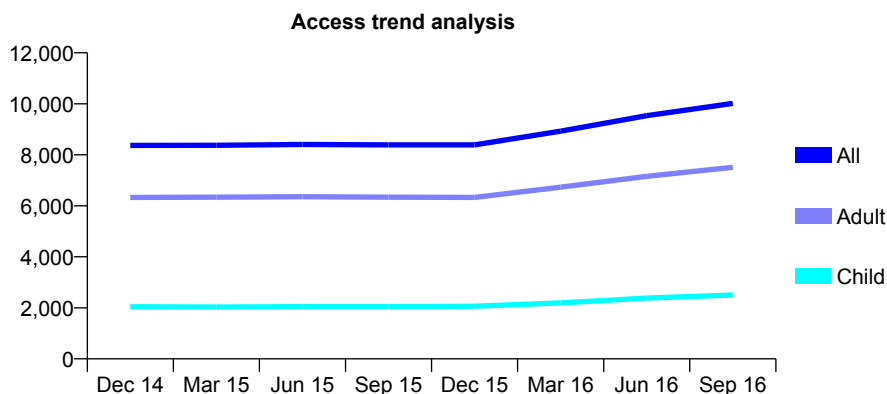
Q61 - Vital Signs At a Glance Contract Report for 134805/0001 - September 2016

Name or company name	Whalebone Lane Limited
Contract type name	GDS Contract
Purpose of contract	General
Contract start date	01/08/2011
Contract end date	

16/17 Contracted general activity (UDA)	38,503
Carry forward general activity (UDA)	589
16/17 Contracted orthodontic activity (UOA)	0
Carry forward orthodontic activity (UOA)	0
Baseline contract value	£1,771,252.59

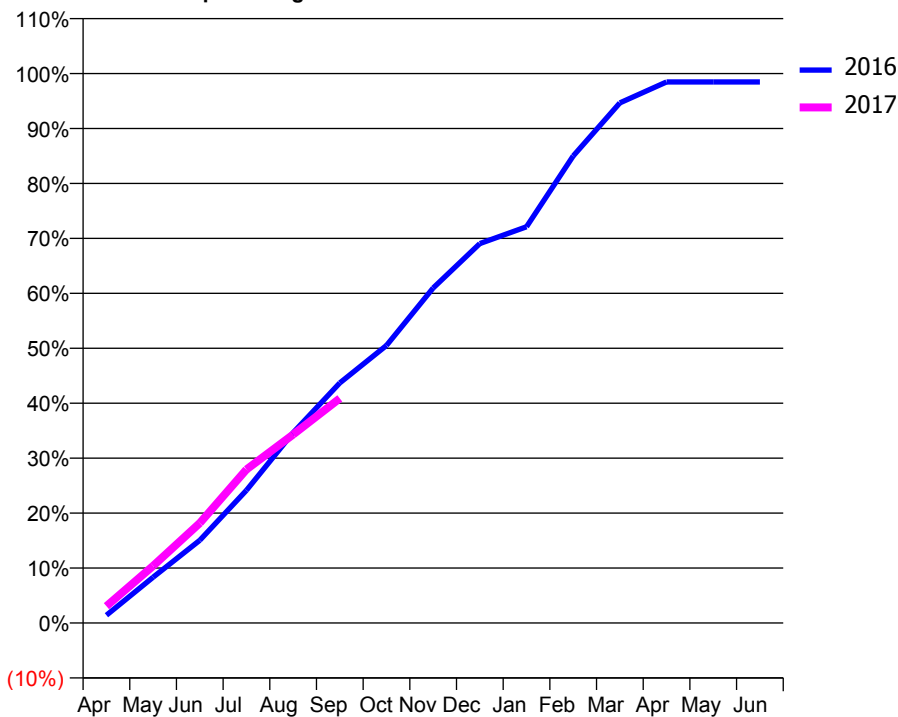
ACCESS*

Patients seen in 24 months	Total	Change since previous quarter
Quarter ending September 2015	8,389	
Quarter ending December 2015	8,391	→
Quarter ending March 2016	8,928	↑
Quarter ending June 2016	9,537	↑
Quarter ending September 2016	10,015	↑
Variance since September 2015	19.4%	↑



ACTIVITY

Cumulative percentage of contracted UDA delivered 2016 & 2017



Month	Adjusted Scheduled Activity (UDA)	
	2016	2017
April	547	1,180
May	3,214	4,002
June	5,795	7,000
July	9,303	10,755
August	13,333	13,206
September	16,822	15,738
October	19,447	
November	23,477	
December	26,585	
January	27,767	
February	32,730	
March	36,448	
April	37,914	
May	37,914	
June	37,914	

QUALITY

	Quantity	Base Number	Contract	AT	Region	England
% of FP17s for the same patient ID Re-attending within 3 months - Children	171	1,480	11.6%	11.2%	11.8%	12.4%
% of FP17s for the same patient ID Re-attending within 3 months - Adults	945	4,230	22.3%	16.3%	17.1%	16.7%
% of FP17s for the same patient ID Re-attending between 3 & 9 months - Children	391	1,480	26.4%	41.5%	45.8%	57.4%
% of FP17s for the same patient ID Re-attending between 3 & 9 months - Adults	898	4,230	21.2%	35.0%	37.6%	50.5%
% of FP17s for Band 1 Urgent Courses	280	5,265	5.3%	10.8%	10.6%	9.1%
% of FP17s Relating to Free Repair or Replacements	20	5,265	0.4%	0.5%	0.6%	0.8%
% of FP17s Relating to Continuations	461	5,265	8.8%	0.9%	0.9%	1.3%
% of Patients satisfied with the dentistry they have received	4	6	N/A	89.2%	90.2%	93.2%
% of Patients satisfied with the time they had to wait for an appointment	4	6	N/A	81.5%	83.8%	89.0%

* This is based on patients treated on this contract for their most recent course of treatment. Figures in italics indicate the base number of FP17s or Patient Questionnaire responses are less than 100. N/A is shown where the base number of responses is less than 10 during the period. % is calculated as Quantity/Base number*100

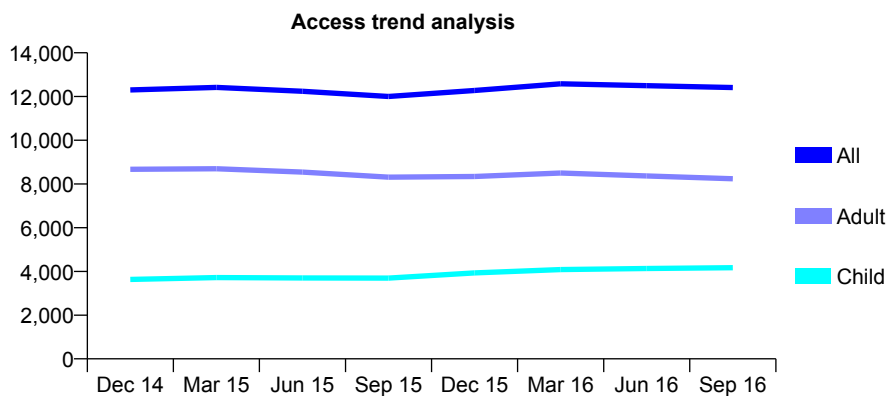
Q61 - Vital Signs At a Glance Contract Report for 134929/0001 - September 2016

Name or company name	Du Toit & Burger Partnership Ltd
Contract type name	GDS Contract
Purpose of contract	General
Contract start date	01/04/2007
Contract end date	

16/17 Contracted general activity (UDA)	35,374
Carry forward general activity (UDA)	48
16/17 Contracted orthodontic activity (UOA)	0
Carry forward orthodontic activity (UOA)	0
Baseline contract value	£1,080,547.59

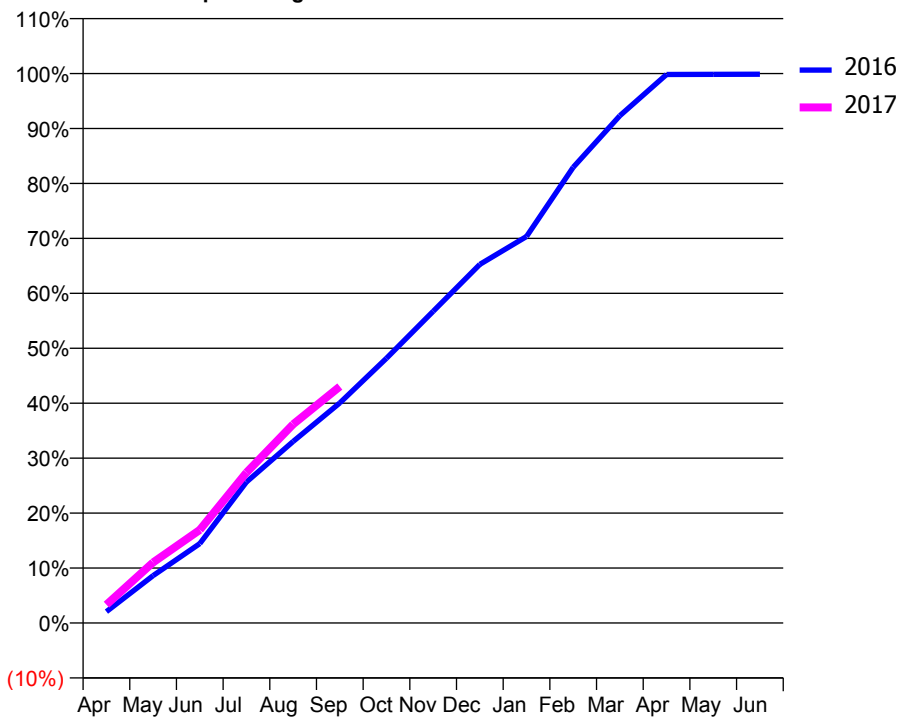
ACCESS*

Patients seen in 24 months	Total	Change since previous quarter
Quarter ending September 2015	12,002	
Quarter ending December 2015	12,274	↑
Quarter ending March 2016	12,584	↑
Quarter ending June 2016	12,496	→
Quarter ending September 2016	12,410	→
Variance since September 2015	3.4%	↑



ACTIVITY

Cumulative percentage of contracted UDA delivered 2016 & 2017



Adjusted Scheduled Activity (UDA)

Month	2016	2017
April	730	1,180
May	3,052	3,906
June	5,110	6,000
July	9,077	9,686
August	11,687	12,794
September	14,169	15,227
October	17,045	
November	20,066	
December	23,090	
January	24,882	
February	29,337	
March	32,660	
April	35,308	
May	35,316	
June	35,326	

QUALITY

	Quantity	Base Number	Contract	AT	Region	England
% of FP17s for the same patient ID Re-attending within 3 months - Children	114	2,375	4.8%	11.2%	11.8%	12.4%
% of FP17s for the same patient ID Re-attending within 3 months - Adults	482	4,356	11.1%	16.3%	17.1%	16.7%
% of FP17s for the same patient ID Re-attending between 3 & 9 months - Children	892	2,375	37.6%	41.5%	45.8%	57.4%
% of FP17s for the same patient ID Re-attending between 3 & 9 months - Adults	1,331	4,356	30.6%	35.0%	37.6%	50.5%
% of FP17s for Band 1 Urgent Courses	416	5,882	7.1%	10.8%	10.6%	9.1%
% of FP17s Relating to Free Repair or Replacements	26	5,882	0.4%	0.5%	0.6%	0.8%
% of FP17s Relating to Continuations	76	5,882	1.3%	0.9%	0.9%	1.3%
% of Patients satisfied with the dentistry they have received	3	5	N/A	89.2%	90.2%	93.2%
% of Patients satisfied with the time they had to wait for an appointment	4	5	N/A	81.5%	83.8%	89.0%

* This is based on patients treated on this contract for their most recent course of treatment. Figures in italics indicate the base number of FP17s or Patient Questionnaire responses are less than 100. N/A is shown where the base number of responses is less than 10 during the period. % is calculated as Quantity/Base number*100

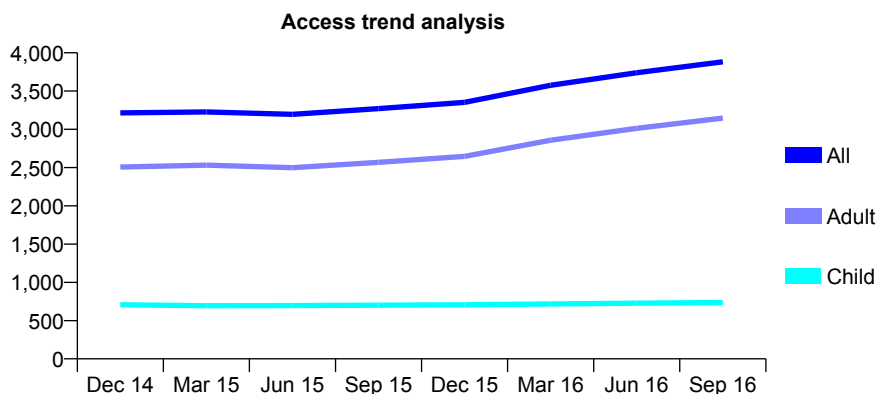
Q61 - Vital Signs At a Glance Contract Report for 135674/0002 - September 2016

Name or company name	East Side Dental Practice
Contract type name	GDS Contract
Purpose of contract	General
Contract start date	01/09/2007
Contract end date	

16/17 Contracted general activity (UDA)	10,888
Carry forward general activity (UDA)	0
16/17 Contracted orthodontic activity (UOA)	0
Carry forward orthodontic activity (UOA)	0
Baseline contract value	£344,079.75

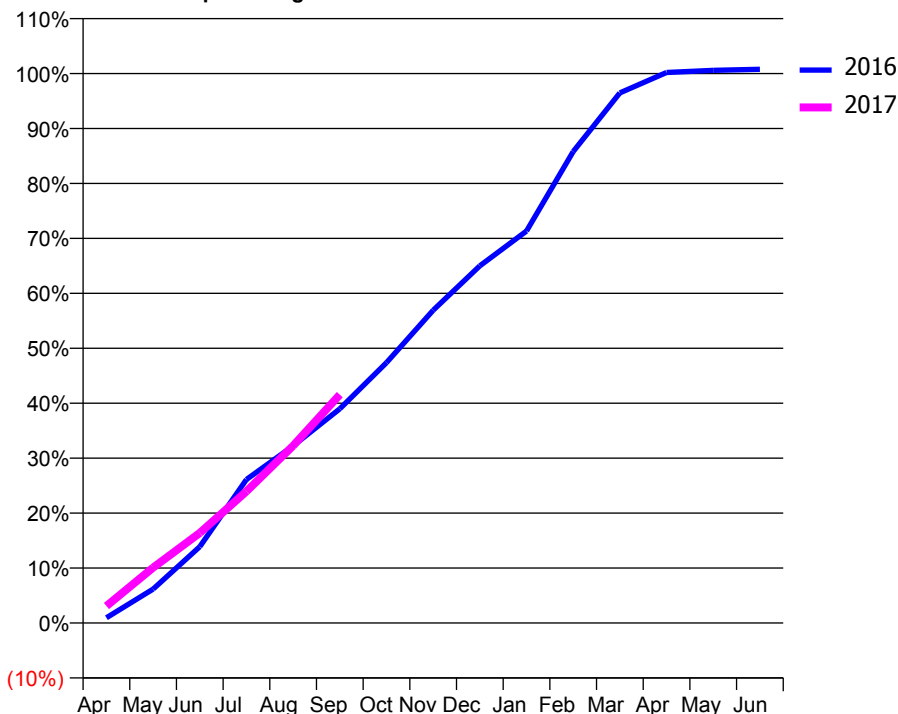
ACCESS*

Patients seen in 24 months	Total	Change since previous quarter
Quarter ending September 2015	3,270	
Quarter ending December 2015	3,353	↑
Quarter ending March 2016	3,576	↑
Quarter ending June 2016	3,740	↑
Quarter ending September 2016	3,883	↑
Variance since September 2015	18.7%	↑



ACTIVITY

Cumulative percentage of contracted UDA delivered 2016 & 2017



Adjusted Scheduled Activity (UDA)

Month	2016	2017
April	105	336
May	672	1,099
June	1,512	1,786
July	2,844	2,610
August	3,511	3,513
September	4,244	4,525
October	5,159	
November	6,196	
December	7,076	
January	7,767	
February	9,341	
March	10,504	
April	10,908	
May	10,951	
June	10,971	

QUALITY

	Quantity	Base Number	Contract	AT	Region	England
% of FP17s for the same patient ID Re-attending within 3 months - Children	29	378	7.7%	11.2%	11.8%	12.4%
% of FP17s for the same patient ID Re-attending within 3 months - Adults	221	1,517	14.6%	16.3%	17.1%	16.7%
% of FP17s for the same patient ID Re-attending between 3 & 9 months - Children	108	378	28.6%	41.5%	45.8%	57.4%
% of FP17s for the same patient ID Re-attending between 3 & 9 months - Adults	263	1,517	17.3%	35.0%	37.6%	50.5%
% of FP17s for Band 1 Urgent Courses	258	1,693	15.2%	10.8%	10.6%	9.1%
% of FP17s Relating to Free Repair or Replacements	0	1,693	0.0%	0.5%	0.6%	0.8%
% of FP17s Relating to Continuations	6	1,693	0.4%	0.9%	0.9%	1.3%
% of Patients satisfied with the dentistry they have received	0	0	N/A	89.2%	90.2%	93.2%
% of Patients satisfied with the time they had to wait for an appointment	0	0	N/A	81.5%	83.8%	89.0%

* This is based on patients treated on this contract for their most recent course of treatment. Figures in italics indicate the base number of FP17s or Patient Questionnaire responses are less than 100. N/A is shown where the base number of responses is less than 10 during the period. % is calculated as Quantity/Base number*100

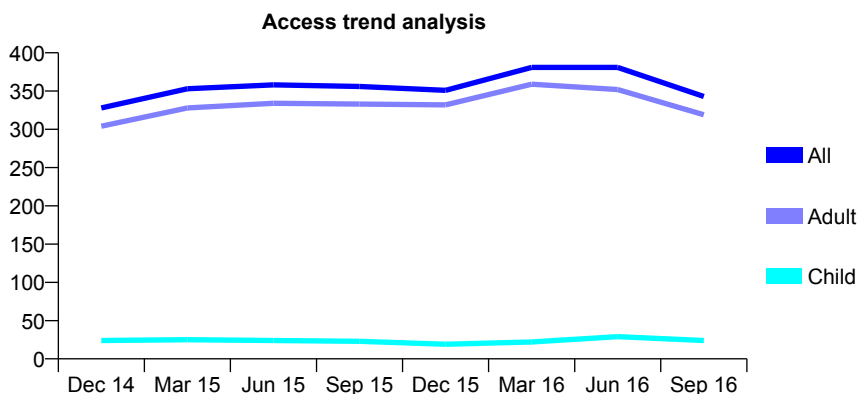
Q61 - Vital Signs At a Glance Contract Report for 136158/0001 - September 2016

Name or company name	Dental Solutions Urgent Treatment Service
Contract type name	GDS Contract
Purpose of contract	General
Contract start date	16/12/2009
Contract end date	

16/17 Contracted general activity (UDA)	624
Carry forward general activity (UDA)	-5
16/17 Contracted orthodontic activity (UOA)	0
Carry forward orthodontic activity (UOA)	0
Baseline contract value	£29,334.76

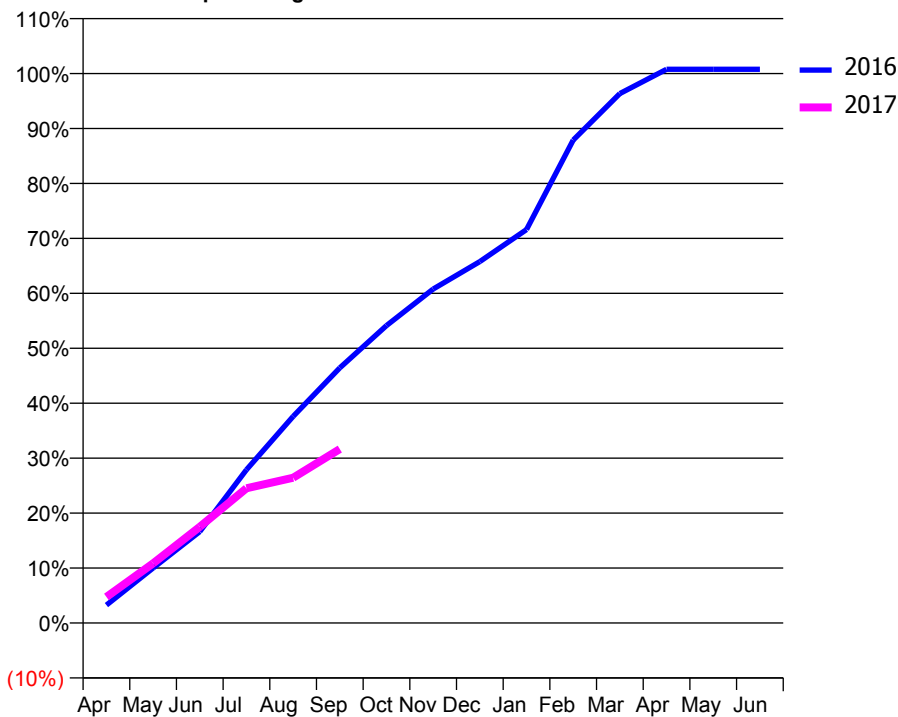
ACCESS*

Patients seen in 24 months	Total	Change since previous quarter
Quarter ending September 2015	356	
Quarter ending December 2015	351	↓
Quarter ending March 2016	381	↑
Quarter ending June 2016	381	→
Quarter ending September 2016	343	↓
Variance since September 2015	(3.7%)	↓



ACTIVITY

Cumulative percentage of contracted UDA delivered 2016 & 2017



Adjusted Scheduled Activity (UDA)

Month	2016	2017
April	20	30
May	62	68
June	104	109
July	174	153
August	235	165
September	290	198
October	338	
November	379	
December	410	
January	447	
February	548	
March	601	
April	629	
May	629	
June	629	

QUALITY

	Quantity	Base Number	Contract	AT	Region	England
% of FP17s for the same patient ID Re-attending within 3 months - Children	0	20	0.0%	11.2%	11.8%	12.4%
% of FP17s for the same patient ID Re-attending within 3 months - Adults	3	134	2.2%	16.3%	17.1%	16.7%
% of FP17s for the same patient ID Re-attending between 3 & 9 months - Children	0	20	0.0%	41.5%	45.8%	57.4%
% of FP17s for the same patient ID Re-attending between 3 & 9 months - Adults	1	134	0.7%	35.0%	37.6%	50.5%
% of FP17s for Band 1 Urgent Courses	117	134	87.3%	10.8%	10.6%	9.1%
% of FP17s Relating to Free Repair or Replacements	0	134	0.0%	0.5%	0.6%	0.8%
% of FP17s Relating to Continuations	0	134	0.0%	0.9%	0.9%	1.3%
% of Patients satisfied with the dentistry they have received	0	0	N/A	89.2%	90.2%	93.2%
% of Patients satisfied with the time they had to wait for an appointment	0	0	N/A	81.5%	83.8%	89.0%

* This is based on patients treated on this contract for their most recent course of treatment. Figures in italics indicate the base number of FP17s or Patient Questionnaire responses are less than 100. N/A is shown where the base number of responses is less than 10 during the period. % is calculated as Quantity/Base number*100

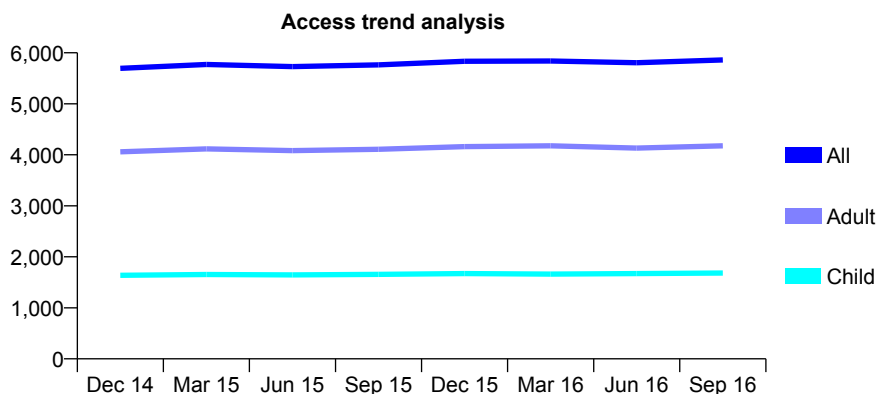
Q61 - Vital Signs At a Glance Contract Report for 136409/0001 - September 2016

Name or company name	High Barnet Dental Care
Contract type name	GDS Contract
Purpose of contract	General
Contract start date	01/08/2007
Contract end date	

16/17 Contracted general activity (UDA)	16,426
Carry forward general activity (UDA)	429
16/17 Contracted orthodontic activity (UOA)	0
Carry forward orthodontic activity (UOA)	0
Baseline contract value	£461,485.69

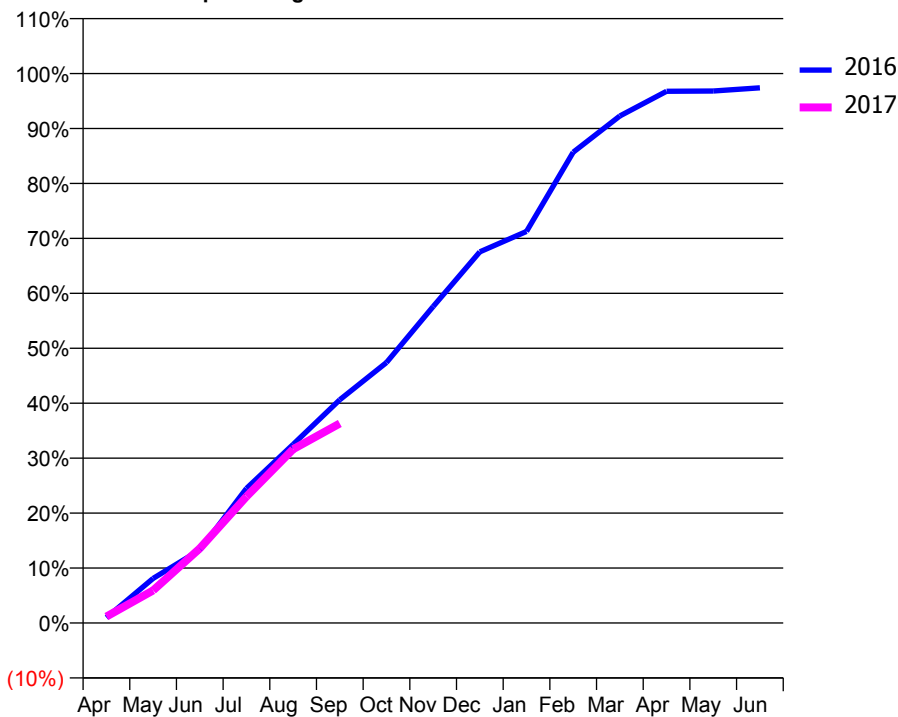
ACCESS*

Patients seen in 24 months	Total	Change since previous quarter
Quarter ending September 2015	5,763	
Quarter ending December 2015	5,834	→
Quarter ending March 2016	5,839	→
Quarter ending June 2016	5,806	→
Quarter ending September 2016	5,859	→
Variance since September 2015	1.7%	→



ACTIVITY

Cumulative percentage of contracted UDA delivered 2016 & 2017



Month	Adjusted Scheduled Activity (UDA)	
	2016	2017
April	161	193
May	1,334	974
June	2,182	2,230
July	4,023	3,781
August	5,338	5,196
September	6,677	5,964
October	7,786	
November	9,460	
December	11,097	
January	11,704	
February	14,074	
March	15,157	
April	15,896	
May	15,903	
June	15,997	

QUALITY

	Quantity	Base Number	Contract	AT	Region	England
% of FP17s for the same patient ID Re-attending within 3 months - Children	80	1,093	7.3%	11.2%	11.8%	12.4%
% of FP17s for the same patient ID Re-attending within 3 months - Adults	413	2,327	17.7%	16.3%	17.1%	16.7%
% of FP17s for the same patient ID Re-attending between 3 & 9 months - Children	524	1,093	47.9%	41.5%	45.8%	57.4%
% of FP17s for the same patient ID Re-attending between 3 & 9 months - Adults	980	2,327	42.1%	35.0%	37.6%	50.5%
% of FP17s for Band 1 Urgent Courses	392	3,025	13.0%	10.8%	10.6%	9.1%
% of FP17s Relating to Free Repair or Replacements	31	3,025	1.0%	0.5%	0.6%	0.8%
% of FP17s Relating to Continuations	11	3,025	0.4%	0.9%	0.9%	1.3%
% of Patients satisfied with the dentistry they have received	4	5	N/A	89.2%	90.2%	93.2%
% of Patients satisfied with the time they had to wait for an appointment	4	5	N/A	81.5%	83.8%	89.0%

* This is based on patients treated on this contract for their most recent course of treatment. Figures in italics indicate the base number of FP17s or Patient Questionnaire responses are less than 100. N/A is shown where the base number of responses is less than 10 during the period. % is calculated as Quantity/Base number*100

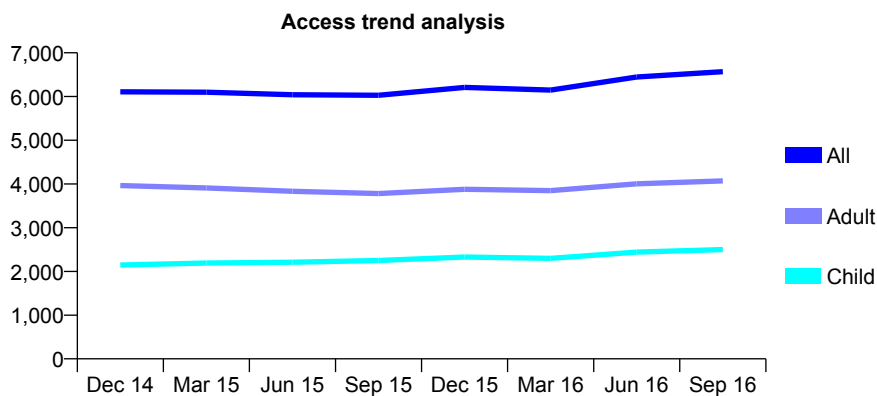
Q61 - Vital Signs At a Glance Contract Report for 136557/0001 - September 2016

Name or company name	Beckton Dental Centre
Contract type name	GDS Contract
Purpose of contract	General
Contract start date	01/04/2011
Contract end date	

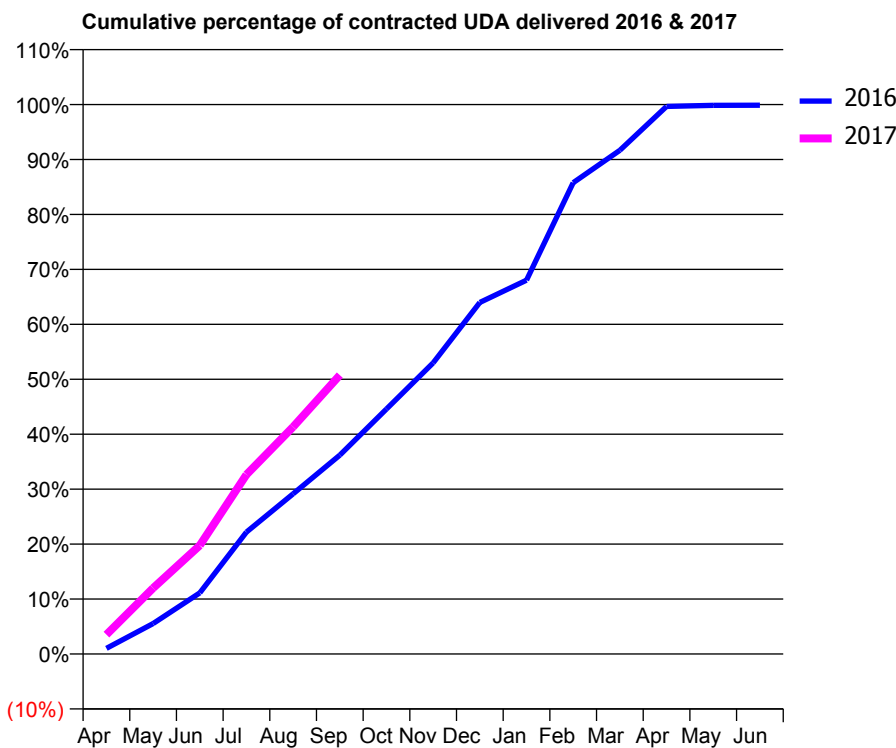
16/17 Contracted general activity (UDA)	21,193
Carry forward general activity (UDA)	26
16/17 Contracted orthodontic activity (UOA)	0
Carry forward orthodontic activity (UOA)	0
Baseline contract value	£566,102.61

ACCESS*

Patients seen in 24 months	Total	Change since previous quarter
Quarter ending September 2015	6,029	
Quarter ending December 2015	6,207	↑
Quarter ending March 2016	6,148	→
Quarter ending June 2016	6,445	↑
Quarter ending September 2016	6,568	→
Variance since September 2015	8.9%	↑



ACTIVITY



Month	Adjusted Scheduled Activity (UDA)	
	2016	2017
April	220	750
May	1,174	2,545
June	2,358	4,188
July	4,705	6,919
August	6,177	8,762
September	7,672	10,755
October	9,453	
November	11,230	
December	13,558	
January	14,416	
February	18,179	
March	19,427	
April	21,120	
May	21,161	
June	21,167	

QUALITY

	Quantity	Base Number	Contract	AT	Region	England
% of FP17s for the same patient ID Re-attending within 3 months - Children	94	1,631	5.8%	11.2%	11.8%	12.4%
% of FP17s for the same patient ID Re-attending within 3 months - Adults	209	2,432	8.6%	16.3%	17.1%	16.7%
% of FP17s for the same patient ID Re-attending between 3 & 9 months - Children	567	1,631	34.8%	41.5%	45.8%	57.4%
% of FP17s for the same patient ID Re-attending between 3 & 9 months - Adults	780	2,432	32.1%	35.0%	37.6%	50.5%
% of FP17s for Band 1 Urgent Courses	245	3,521	7.0%	10.8%	10.6%	9.1%
% of FP17s Relating to Free Repair or Replacements	5	3,521	0.1%	0.5%	0.6%	0.8%
% of FP17s Relating to Continuations	9	3,521	0.3%	0.9%	0.9%	1.3%
% of Patients satisfied with the dentistry they have received	2	2	N/A	89.2%	90.2%	93.2%
% of Patients satisfied with the time they had to wait for an appointment	0	2	N/A	81.5%	83.8%	89.0%

* This is based on patients treated on this contract for their most recent course of treatment. Figures in italics indicate the base number of FP17s or Patient Questionnaire responses are less than 100. N/A is shown where the base number of responses is less than 10 during the period. % is calculated as Quantity/Base number*100

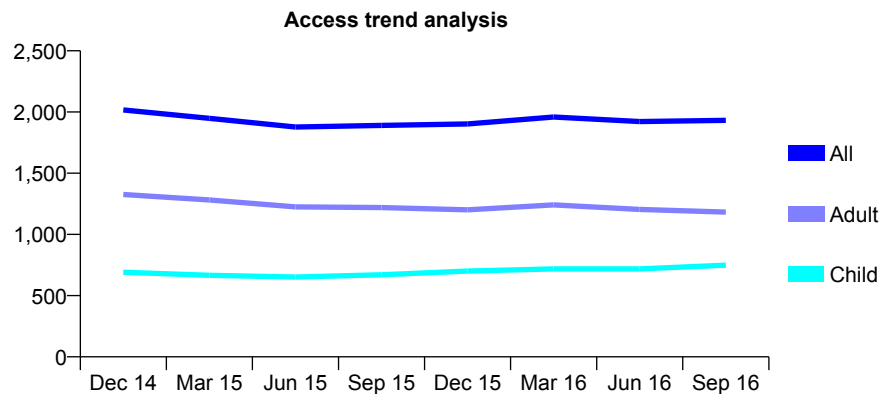
Q61 - Vital Signs At a Glance Contract Report for 137081/0001 - September 2016

Name or company name	Dental Living
Contract type name	GDS Contract
Purpose of contract	General
Contract start date	01/07/2009
Contract end date	

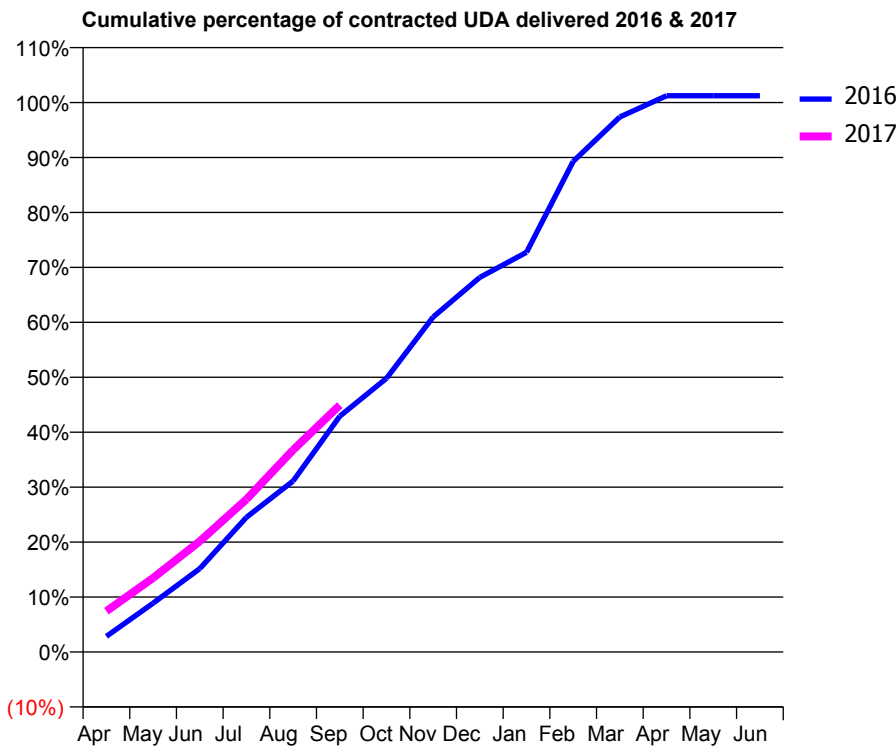
16/17 Contracted general activity (UDA)	4,301
Carry forward general activity (UDA)	-53
16/17 Contracted orthodontic activity (UOA)	0
Carry forward orthodontic activity (UOA)	0
Baseline contract value	£109,414.41

ACCESS*

Patients seen in 24 months	Total	Change since previous quarter
Quarter ending September 2015	1,890	
Quarter ending December 2015	1,902	→
Quarter ending March 2016	1,959	↑
Quarter ending June 2016	1,922	↓
Quarter ending September 2016	1,932	→
Variance since September 2015	2.2%	↑



ACTIVITY



Month	Adjusted Scheduled Activity (UDA)	
	2016	2017
April	123	320
May	382	580
June	653	867
July	1,055	1,195
August	1,339	1,582
September	1,846	1,932
October	2,142	
November	2,622	
December	2,933	
January	3,128	
February	3,840	
March	4,188	
April	4,354	
May	4,354	
June	4,354	

QUALITY

	Quantity	Base Number	Contract	AT	Region	England
% of FP17s for the same patient ID Re-attending within 3 months - Children	30	448	6.7%	11.2%	11.8%	12.4%
% of FP17s for the same patient ID Re-attending within 3 months - Adults	63	539	11.7%	16.3%	17.1%	16.7%
% of FP17s for the same patient ID Re-attending between 3 & 9 months - Children	161	448	35.9%	41.5%	45.8%	57.4%
% of FP17s for the same patient ID Re-attending between 3 & 9 months - Adults	171	539	31.7%	35.0%	37.6%	50.5%
% of FP17s for Band 1 Urgent Courses	66	918	7.2%	10.8%	10.6%	9.1%
% of FP17s Relating to Free Repair or Replacements	1	918	0.1%	0.5%	0.6%	0.8%
% of FP17s Relating to Continuations	16	918	1.7%	0.9%	0.9%	1.3%
% of Patients satisfied with the dentistry they have received	0	0	N/A	89.2%	90.2%	93.2%
% of Patients satisfied with the time they had to wait for an appointment	0	0	N/A	81.5%	83.8%	89.0%

* This is based on patients treated on this contract for their most recent course of treatment. Figures in italics indicate the base number of FP17s or Patient Questionnaire responses are less than 100. N/A is shown where the base number of responses is less than 10 during the period. % is calculated as Quantity/Base number*100

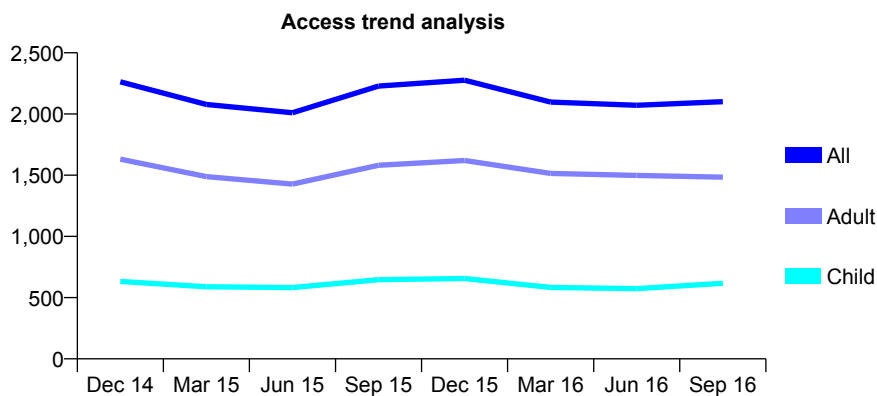
Q61 - Vital Signs At a Glance Contract Report for 137723/0001 - September 2016

Name or company name	Miss Chaudry & Dr M Siddique
Contract type name	GDS Contract
Purpose of contract	General
Contract start date	01/02/2012
Contract end date	

16/17 Contracted general activity (UDA)	6,879
Carry forward general activity (UDA)	4
16/17 Contracted orthodontic activity (UOA)	0
Carry forward orthodontic activity (UOA)	0
Baseline contract value	£195,523.04

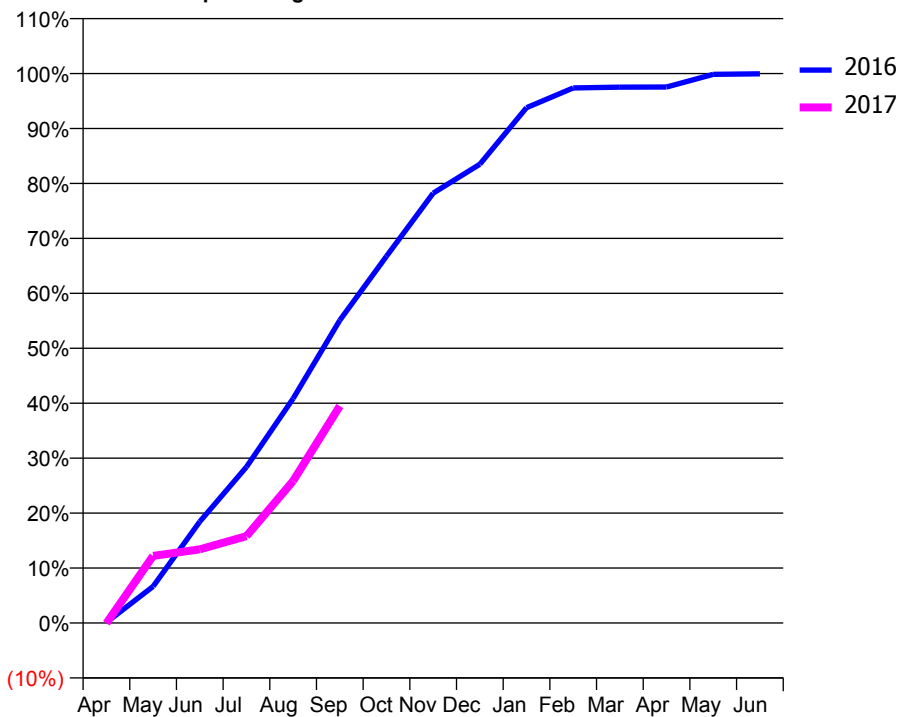
ACCESS*

Patients seen in 24 months	Total	Change since previous quarter
Quarter ending September 2015	2,228	
Quarter ending December 2015	2,276	↑
Quarter ending March 2016	2,098	↓
Quarter ending June 2016	2,071	↓
Quarter ending September 2016	2,101	→
Variance since September 2015	(5.7%)	↓



ACTIVITY

Cumulative percentage of contracted UDA delivered 2016 & 2017



Adjusted Scheduled Activity (UDA)

Month	2016	2017
April	7	-4
May	458	841
June	1,269	923
July	1,953	1,088
August	2,810	1,779
September	3,790	2,716
October	4,591	
November	5,380	
December	5,743	
January	6,451	
February	6,699	
March	6,708	
April	6,711	
May	6,868	
June	6,875	

QUALITY

	Quantity	Base Number	Contract	AT	Region	England
% of FP17s for the same patient ID Re-attending within 3 months - Children	9	301	3.0%	11.2%	11.8%	12.4%
% of FP17s for the same patient ID Re-attending within 3 months - Adults	56	637	8.8%	16.3%	17.1%	16.7%
% of FP17s for the same patient ID Re-attending between 3 & 9 months - Children	66	301	21.9%	41.5%	45.8%	57.4%
% of FP17s for the same patient ID Re-attending between 3 & 9 months - Adults	132	637	20.7%	35.0%	37.6%	50.5%
% of FP17s for Band 1 Urgent Courses	91	853	10.7%	10.8%	10.6%	9.1%
% of FP17s Relating to Free Repair or Replacements	2	853	0.2%	0.5%	0.6%	0.8%
% of FP17s Relating to Continuations	1	853	0.1%	0.9%	0.9%	1.3%
% of Patients satisfied with the dentistry they have received	0	0	N/A	89.2%	90.2%	93.2%
% of Patients satisfied with the time they had to wait for an appointment	0	0	N/A	81.5%	83.8%	89.0%

* This is based on patients treated on this contract for their most recent course of treatment. Figures in italics indicate the base number of FP17s or Patient Questionnaire responses are less than 100. N/A is shown where the base number of responses is less than 10 during the period. % is calculated as Quantity/Base number*100

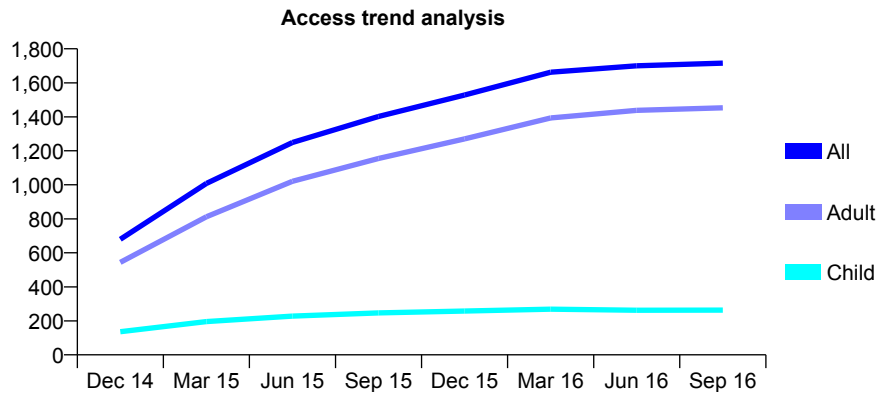
Q61 - Vital Signs At a Glance Contract Report for 137871/0001 - September 2016

Name or company name	Harpinder Dhamu and Geo Vellappany Mat
Contract type name	Pilot Contract
Purpose of contract	General
Contract start date	01/05/2014
Contract end date	

16/17 Contracted general activity (UDA)	3,252
Carry forward general activity (UDA)	0
16/17 Contracted orthodontic activity (UOA)	0
Carry forward orthodontic activity (UOA)	0
Baseline contract value	£170,944.15

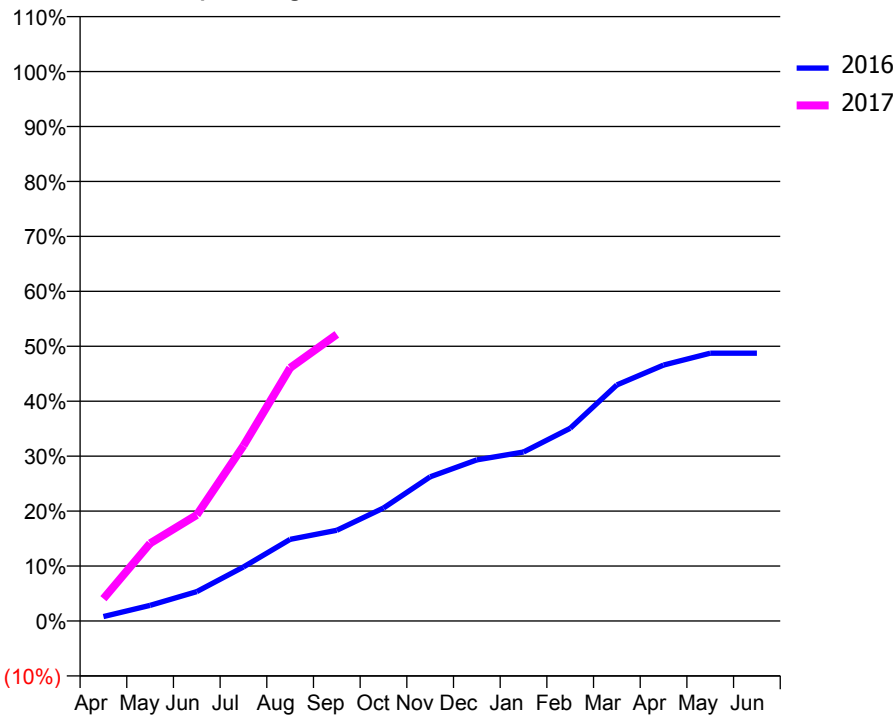
ACCESS*

Patients seen in 24 months	Total	Change since previous quarter
Quarter ending September 2015	1,402	
Quarter ending December 2015	1,528	↑
Quarter ending March 2016	1,662	↑
Quarter ending June 2016	1,700	↑
Quarter ending September 2016	1,716	→
Variance since September 2015	22.4%	↑



ACTIVITY

Cumulative percentage of contracted UDA delivered 2016 & 2017



Month	Adjusted Scheduled Activity (UDA)	
	2016	2017
April	27	132
May	93	460
June	174	628
July	320	1,037
August	483	1,498
September	537	1,696
October	669	
November	853	
December	954	
January	1,000	
February	1,141	
March	1,397	
April	1,515	
May	1,585	
June	1,585	

QUALITY

	Quantity	Base Number	Contract	AT	Region	England
% of FP17s for the same patient ID Re-attending within 3 months - Children	15	167	9.0%	11.2%	11.8%	12.4%
% of FP17s for the same patient ID Re-attending within 3 months - Adults	70	591	11.8%	16.3%	17.1%	16.7%
% of FP17s for the same patient ID Re-attending between 3 & 9 months - Children	76	167	45.5%	41.5%	45.8%	57.4%
% of FP17s for the same patient ID Re-attending between 3 & 9 months - Adults	115	591	19.5%	35.0%	37.6%	50.5%
% of FP17s for Band 1 Urgent Courses	36	489	7.4%	10.8%	10.6%	9.1%
% of FP17s Relating to Free Repair or Replacements	1	489	0.2%	0.5%	0.6%	0.8%
% of FP17s Relating to Continuations	2	489	0.4%	0.9%	0.9%	1.3%
% of Patients satisfied with the dentistry they have received	2	2	N/A	89.2%	90.2%	93.2%
% of Patients satisfied with the time they had to wait for an appointment	2	2	N/A	81.5%	83.8%	89.0%

* This is based on patients treated on this contract for their most recent course of treatment. Figures in italics indicate the base number of FP17s or Patient Questionnaire responses are less than 100. N/A is shown where the base number of responses is less than 10 during the period. % is calculated as Quantity/Base number*100

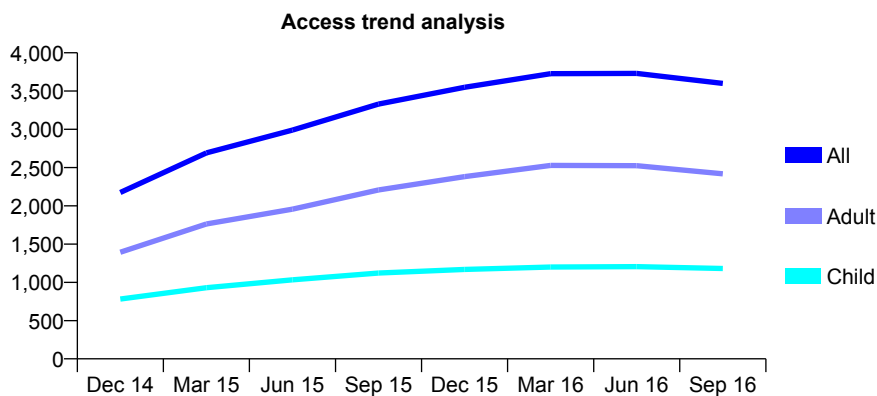
Q61 - Vital Signs At a Glance Contract Report for 137901/0001 - September 2016

Name or company name	Smiles Dental Care Limited
Contract type name	GDS Contract
Purpose of contract	General
Contract start date	01/04/2014
Contract end date	

16/17 Contracted general activity (UDA)	7,500
Carry forward general activity (UDA)	-23
16/17 Contracted orthodontic activity (UOA)	0
Carry forward orthodontic activity (UOA)	0
Baseline contract value	£205,207.81

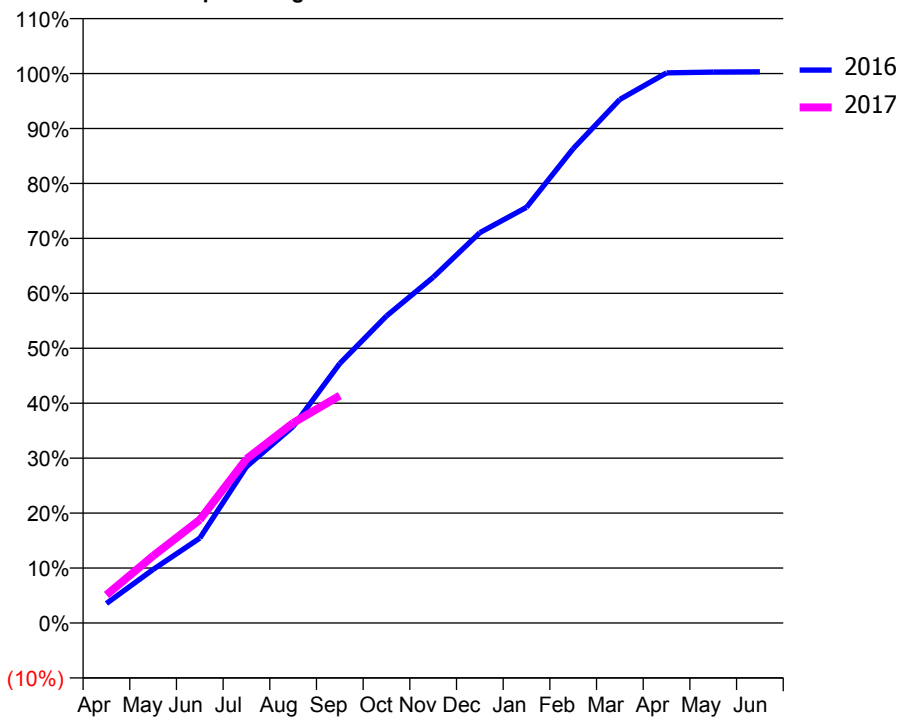
ACCESS*

Patients seen in 24 months	Total	Change since previous quarter
Quarter ending September 2015	3,329	
Quarter ending December 2015	3,550	↑
Quarter ending March 2016	3,728	↑
Quarter ending June 2016	3,731	→
Quarter ending September 2016	3,600	↓
Variance since September 2015	8.1%	↑



ACTIVITY

Cumulative percentage of contracted UDA delivered 2016 & 2017



Month	Adjusted Scheduled Activity (UDA)	
	2016	2017
April	266	382
May	730	917
June	1,158	1,409
July	2,133	2,239
August	2,682	2,731
September	3,543	3,104
October	4,190	
November	4,718	
December	5,328	
January	5,673	
February	6,475	
March	7,146	
April	7,508	
May	7,520	
June	7,523	

QUALITY

	Quantity	Base Number	Contract	AT	Region	England
% of FP17s for the same patient ID Re-attending within 3 months - Children	35	624	5.6%	11.2%	11.8%	12.4%
% of FP17s for the same patient ID Re-attending within 3 months - Adults	66	1,034	6.4%	16.3%	17.1%	16.7%
% of FP17s for the same patient ID Re-attending between 3 & 9 months - Children	257	624	41.2%	41.5%	45.8%	57.4%
% of FP17s for the same patient ID Re-attending between 3 & 9 months - Adults	303	1,034	29.3%	35.0%	37.6%	50.5%
% of FP17s for Band 1 Urgent Courses	78	1,474	5.3%	10.8%	10.6%	9.1%
% of FP17s Relating to Free Repair or Replacements	11	1,474	0.7%	0.5%	0.6%	0.8%
% of FP17s Relating to Continuations	23	1,474	1.6%	0.9%	0.9%	1.3%
% of Patients satisfied with the dentistry they have received	1	1	N/A	89.2%	90.2%	93.2%
% of Patients satisfied with the time they had to wait for an appointment	1	1	N/A	81.5%	83.8%	89.0%

* This is based on patients treated on this contract for their most recent course of treatment. Figures in italics indicate the base number of FP17s or Patient Questionnaire responses are less than 100. N/A is shown where the base number of responses is less than 10 during the period. % is calculated as Quantity/Base number*100

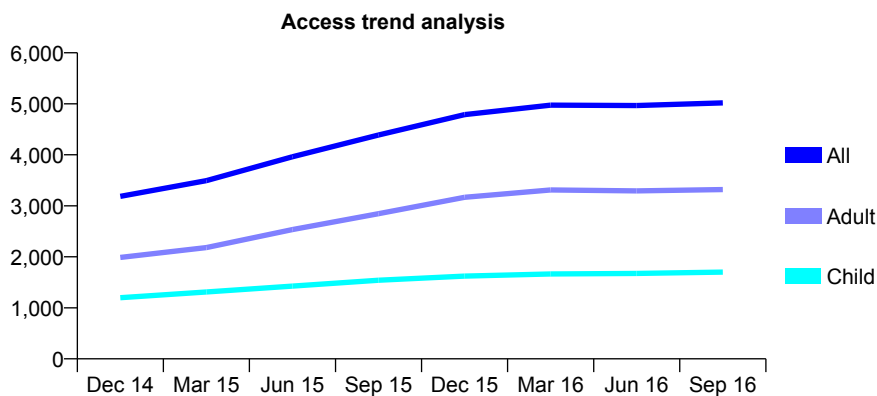
Q61 - Vital Signs At a Glance Contract Report for 138037/0001 - September 2016

Name or company name	Mr Punit Shah, Mrs Priya Punit Shah
Contract type name	GDS Contract
Purpose of contract	General
Contract start date	10/02/2014
Contract end date	

16/17 Contracted general activity (UDA)	7,567
Carry forward general activity (UDA)	-151
16/17 Contracted orthodontic activity (UOA)	0
Carry forward orthodontic activity (UOA)	0
Baseline contract value	£224,891.36

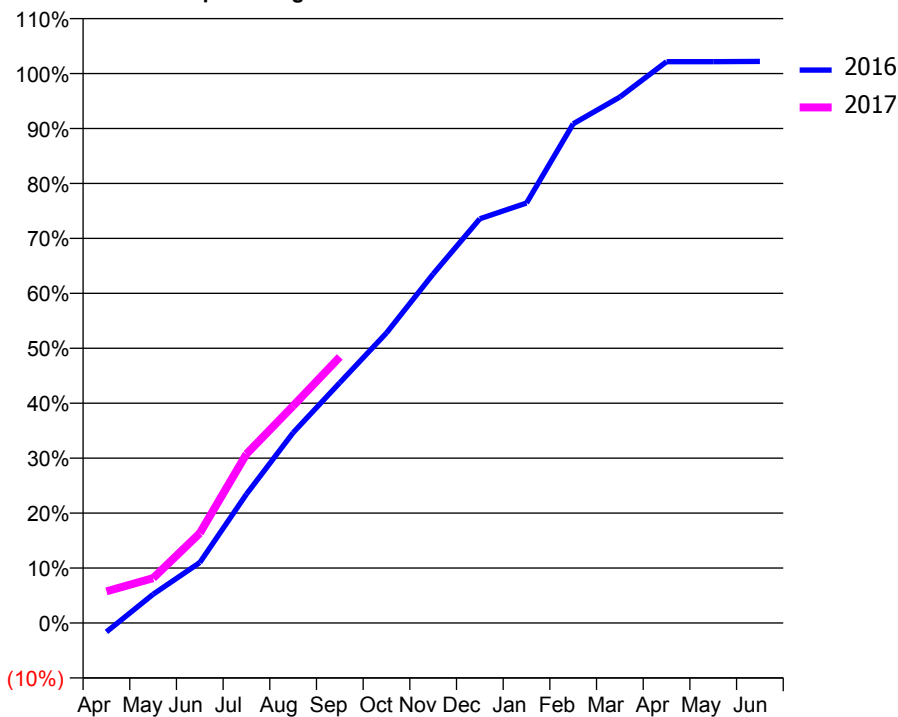
ACCESS*

Patients seen in 24 months	Total	Change since previous quarter
Quarter ending September 2015	4,387	
Quarter ending December 2015	4,788	↑
Quarter ending March 2016	4,973	↑
Quarter ending June 2016	4,966	→
Quarter ending September 2016	5,019	→
Variance since September 2015	14.4%	↑



ACTIVITY

Cumulative percentage of contracted UDA delivered 2016 & 2017



Month	Adjusted Scheduled Activity (UDA)	
	2016	2017
April	-124	437
May	395	617
June	833	1,237
July	1,775	2,327
August	2,621	2,990
September	3,310	3,665
October	3,995	
November	4,806	
December	5,566	
January	5,784	
February	6,873	
March	7,243	
April	7,731	
May	7,731	
June	7,734	

QUALITY

	Quantity	Base Number	Contract	AT	Region	England
% of FP17s for the same patient ID Re-attending within 3 months - Children	48	938	5.1%	11.2%	11.8%	12.4%
% of FP17s for the same patient ID Re-attending within 3 months - Adults	154	1,561	9.9%	16.3%	17.1%	16.7%
% of FP17s for the same patient ID Re-attending between 3 & 9 months - Children	323	938	34.4%	41.5%	45.8%	57.4%
% of FP17s for the same patient ID Re-attending between 3 & 9 months - Adults	365	1,561	23.4%	35.0%	37.6%	50.5%
% of FP17s for Band 1 Urgent Courses	165	2,114	7.8%	10.8%	10.6%	9.1%
% of FP17s Relating to Free Repair or Replacements	4	2,114	0.2%	0.5%	0.6%	0.8%
% of FP17s Relating to Continuations	35	2,114	1.7%	0.9%	0.9%	1.3%
% of Patients satisfied with the dentistry they have received	6	6	N/A	89.2%	90.2%	93.2%
% of Patients satisfied with the time they had to wait for an appointment	6	6	N/A	81.5%	83.8%	89.0%

* This is based on patients treated on this contract for their most recent course of treatment. Figures in italics indicate the base number of FP17s or Patient Questionnaire responses are less than 100. N/A is shown where the base number of responses is less than 10 during the period. % is calculated as Quantity/Base number*100

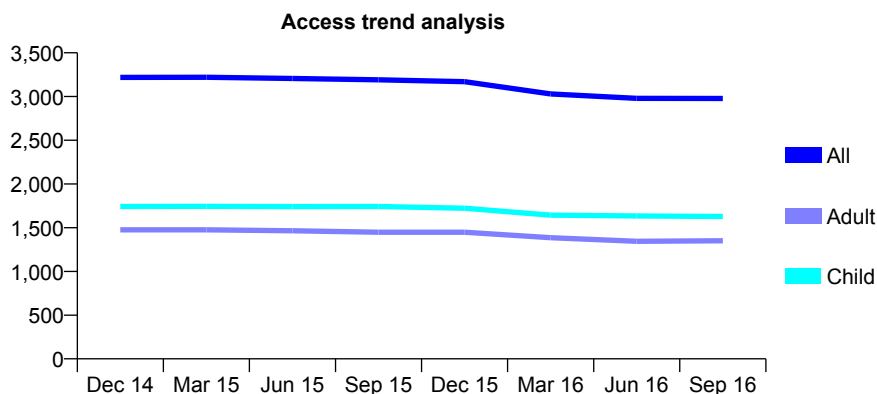
Q61 - Vital Signs At a Glance Contract Report for 139262/0001 - September 2016

Name or company name	St Johns Dental Practice Limited
Contract type name	GDS Contract
Purpose of contract	General
Contract start date	01/12/2011
Contract end date	

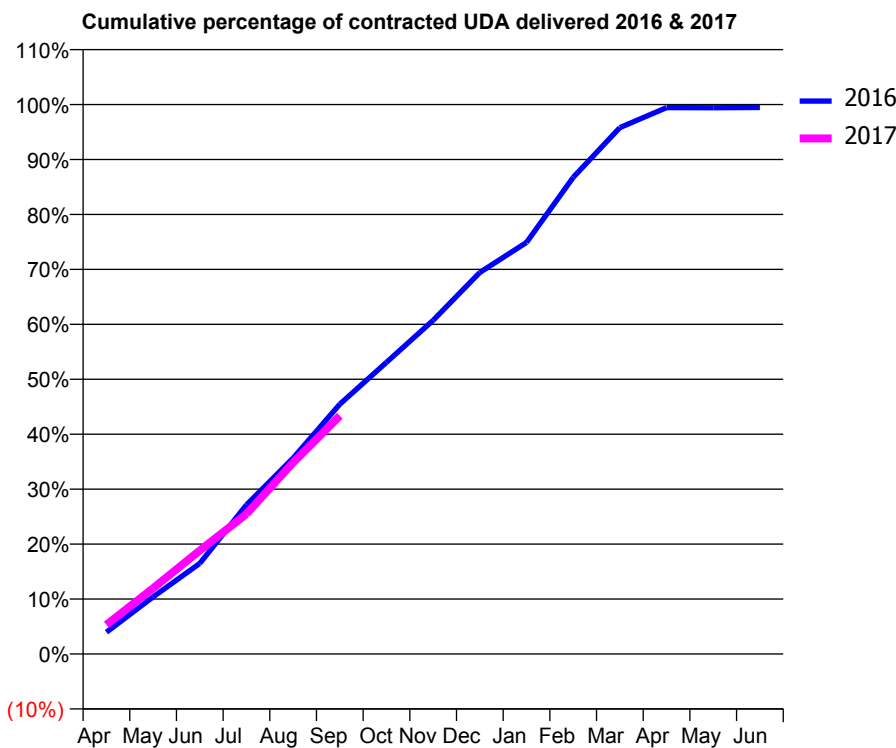
16/17 Contracted general activity (UDA)	7,247
Carry forward general activity (UDA)	39
16/17 Contracted orthodontic activity (UOA)	0
Carry forward orthodontic activity (UOA)	0
Baseline contract value	£158,308.15

ACCESS*

Patients seen in 24 months	Total	Change since previous quarter
Quarter ending September 2015	3,191	
Quarter ending December 2015	3,170	→
Quarter ending March 2016	3,029	↓
Quarter ending June 2016	2,979	↓
Quarter ending September 2016	2,978	→
Variance since September 2015	(6.7%)	↓



ACTIVITY



Month	Adjusted Scheduled Activity (UDA)	
	2016	2017
April	287	386
May	753	868
June	1,195	1,366
July	1,967	1,848
August	2,585	2,525
September	3,295	3,142
October	3,846	
November	4,401	
December	5,032	
January	5,428	
February	6,286	
March	6,943	
April	7,206	
May	7,205	
June	7,208	

QUALITY

	Quantity	Base Number	Contract	AT	Region	England
% of FP17s for the same patient ID Re-attending within 3 months - Children	88	1,301	6.8%	11.2%	11.8%	12.4%
% of FP17s for the same patient ID Re-attending within 3 months - Adults	141	840	16.8%	16.3%	17.1%	16.7%
% of FP17s for the same patient ID Re-attending between 3 & 9 months - Children	859	1,301	66.0%	41.5%	45.8%	57.4%
% of FP17s for the same patient ID Re-attending between 3 & 9 months - Adults	496	840	59.0%	35.0%	37.6%	50.5%
% of FP17s for Band 1 Urgent Courses	91	1,962	4.6%	10.8%	10.6%	9.1%
% of FP17s Relating to Free Repair or Replacements	1	1,962	0.1%	0.5%	0.6%	0.8%
% of FP17s Relating to Continuations	7	1,962	0.4%	0.9%	0.9%	1.3%
% of Patients satisfied with the dentistry they have received	4	4	N/A	89.2%	90.2%	93.2%
% of Patients satisfied with the time they had to wait for an appointment	3	4	N/A	81.5%	83.8%	89.0%

* This is based on patients treated on this contract for their most recent course of treatment. Figures in italics indicate the base number of FP17s or Patient Questionnaire responses are less than 100. N/A is shown where the base number of responses is less than 10 during the period. % is calculated as Quantity/Base number*100

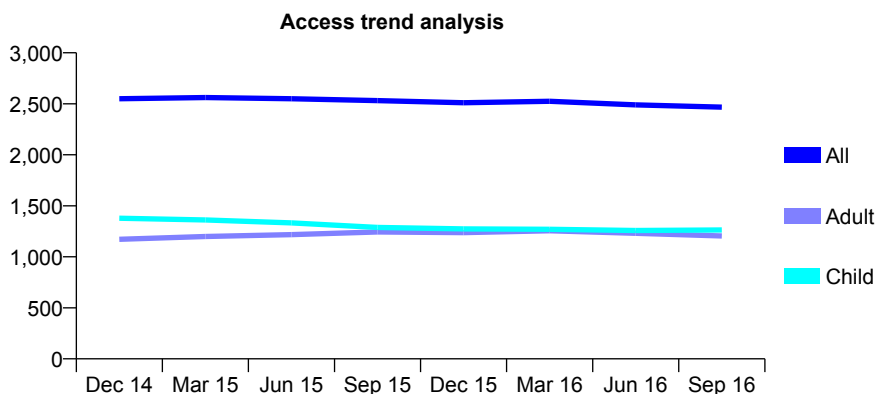
Q61 - Vital Signs At a Glance Contract Report for 140252/0001 - September 2016

Name or company name	Mrs S Talwar & Dr R Khera
Contract type name	GDS Contract
Purpose of contract	General and Orthodontic
Contract start date	10/01/2009
Contract end date	

16/17 Contracted general activity (UDA)	3,745
Carry forward general activity (UDA)	-75
16/17 Contracted orthodontic activity (UOA)	2,645
Carry forward orthodontic activity (UOA)	4
Baseline contract value	£269,840.52

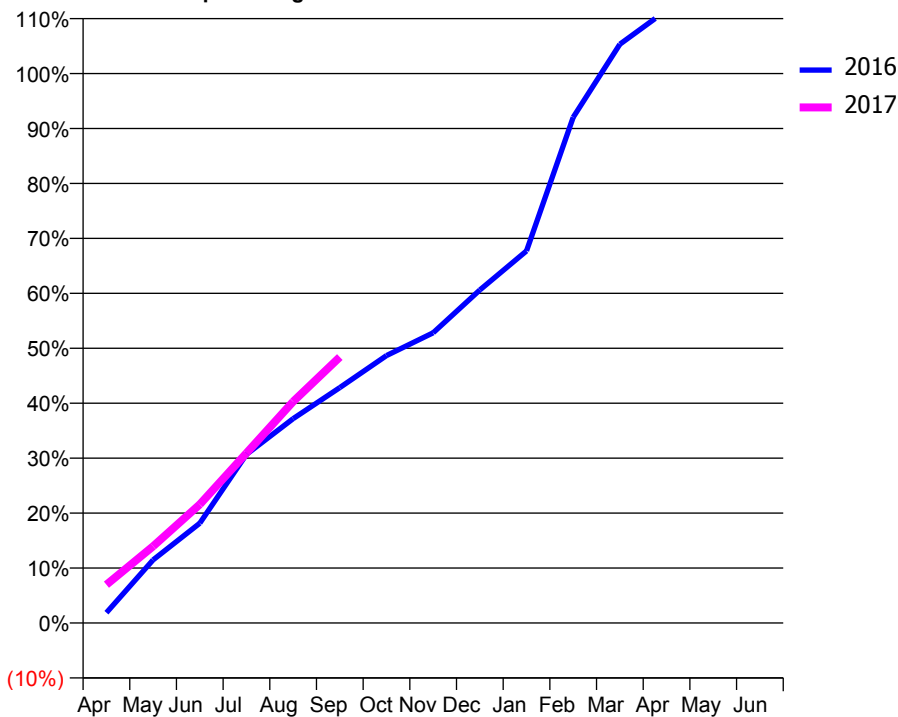
ACCESS*

Patients seen in 24 months	Total	Change since previous quarter
Quarter ending September 2015	2,532	
Quarter ending December 2015	2,511	→
Quarter ending March 2016	2,525	→
Quarter ending June 2016	2,489	↓
Quarter ending September 2016	2,467	→
Variance since September 2015	(2.6%)	↓



ACTIVITY

Cumulative percentage of contracted UDA delivered 2016 & 2017



Adjusted Scheduled Activity (UDA)		
Month	2016	2017
April	71	261
May	430	523
June	680	808
July	1,149	1,158
August	1,393	1,509
September	1,605	1,813
October	1,822	
November	1,978	
December	2,270	
January	2,536	
February	3,447	
March	3,944	
April	4,175	
May	4,175	
June	4,175	

QUALITY

	Quantity	Base Number	Contract	AT	Region	England
% of FP17s for the same patient ID Re-attending within 3 months - Children	54	796	6.8%	11.2%	11.8%	12.4%
% of FP17s for the same patient ID Re-attending within 3 months - Adults	65	522	12.5%	16.3%	17.1%	16.7%
% of FP17s for the same patient ID Re-attending between 3 & 9 months - Children	238	796	29.9%	41.5%	45.8%	57.4%
% of FP17s for the same patient ID Re-attending between 3 & 9 months - Adults	134	522	25.7%	35.0%	37.6%	50.5%
% of FP17s for Band 1 Urgent Courses	75	800	9.4%	10.8%	10.6%	9.1%
% of FP17s Relating to Free Repair or Replacements	0	800	0.0%	0.5%	0.6%	0.8%
% of FP17s Relating to Continuations	11	800	1.4%	0.9%	0.9%	1.3%
% of Patients satisfied with the dentistry they have received	1	1	N/A	89.2%	90.2%	93.2%
% of Patients satisfied with the time they had to wait for an appointment	1	1	N/A	81.5%	83.8%	89.0%

* This is based on patients treated on this contract for their most recent course of treatment. Figures in italics indicate the base number of FP17s or Patient Questionnaire responses are less than 100. N/A is shown where the base number of responses is less than 10 during the period. % is calculated as Quantity/Base number*100

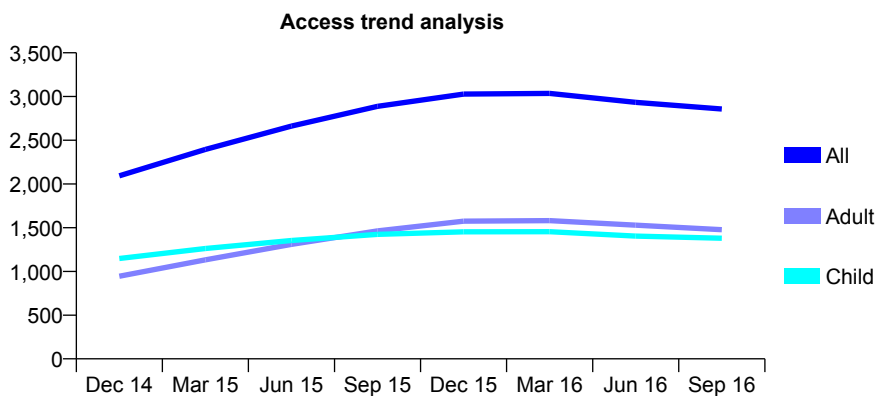
Q61 - Vital Signs At a Glance Contract Report for 140473/0001 - September 2016

Name or company name	Barnet Smiles Dental Care Limited
Contract type name	GDS Contract
Purpose of contract	General
Contract start date	01/04/2014
Contract end date	

16/17 Contracted general activity (UDA)	7,560
Carry forward general activity (UDA)	-110
16/17 Contracted orthodontic activity (UOA)	0
Carry forward orthodontic activity (UOA)	0
Baseline contract value	£187,172.46

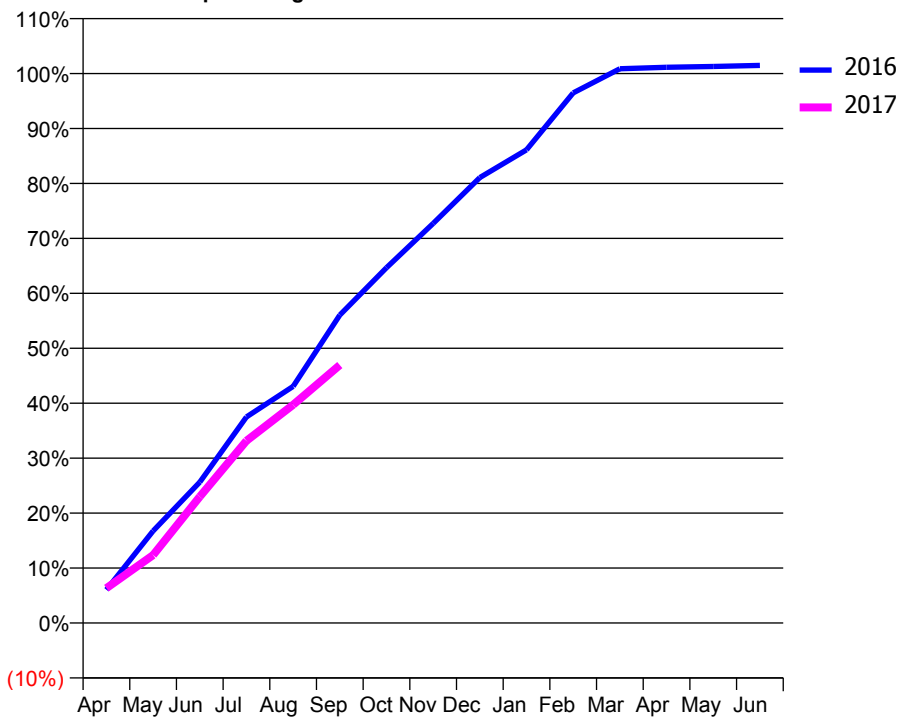
ACCESS*

Patients seen in 24 months	Total	Change since previous quarter
Quarter ending September 2015	2,887	
Quarter ending December 2015	3,028	↑
Quarter ending March 2016	3,035	→
Quarter ending June 2016	2,933	↓
Quarter ending September 2016	2,857	↓
Variance since September 2015	(1.0%)	↓



ACTIVITY

Cumulative percentage of contracted UDA delivered 2016 & 2017



Month	Adjusted Scheduled Activity (UDA)	
	2016	2017
April	457	480
May	1,266	934
June	1,938	1,738
July	2,835	2,508
August	3,256	3,003
September	4,236	3,550
October	4,889	
November	5,497	
December	6,128	
January	6,510	
February	7,294	
March	7,625	
April	7,645	
May	7,657	
June	7,670	

QUALITY

	Quantity	Base Number	Contract	AT	Region	England
% of FP17s for the same patient ID Re-attending within 3 months - Children	104	1,055	9.9%	11.2%	11.8%	12.4%
% of FP17s for the same patient ID Re-attending within 3 months - Adults	149	767	19.4%	16.3%	17.1%	16.7%
% of FP17s for the same patient ID Re-attending between 3 & 9 months - Children	537	1,055	50.9%	41.5%	45.8%	57.4%
% of FP17s for the same patient ID Re-attending between 3 & 9 months - Adults	333	767	43.4%	35.0%	37.6%	50.5%
% of FP17s for Band 1 Urgent Courses	98	1,807	5.4%	10.8%	10.6%	9.1%
% of FP17s Relating to Free Repair or Replacements	3	1,807	0.2%	0.5%	0.6%	0.8%
% of FP17s Relating to Continuations	1	1,807	0.1%	0.9%	0.9%	1.3%
% of Patients satisfied with the dentistry they have received	2	2	N/A	89.2%	90.2%	93.2%
% of Patients satisfied with the time they had to wait for an appointment	2	2	N/A	81.5%	83.8%	89.0%

* This is based on patients treated on this contract for their most recent course of treatment. Figures in italics indicate the base number of FP17s or Patient Questionnaire responses are less than 100. N/A is shown where the base number of responses is less than 10 during the period. % is calculated as Quantity/Base number*100

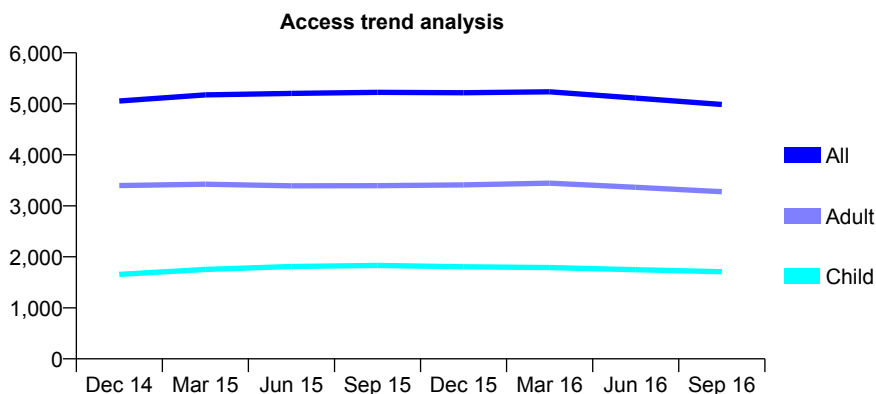
Q61 - Vital Signs At a Glance Contract Report for 140740/0001 - September 2016

Name or company name	Mr S Atkar
Contract type name	GDS Contract
Purpose of contract	General
Contract start date	01/09/2012
Contract end date	

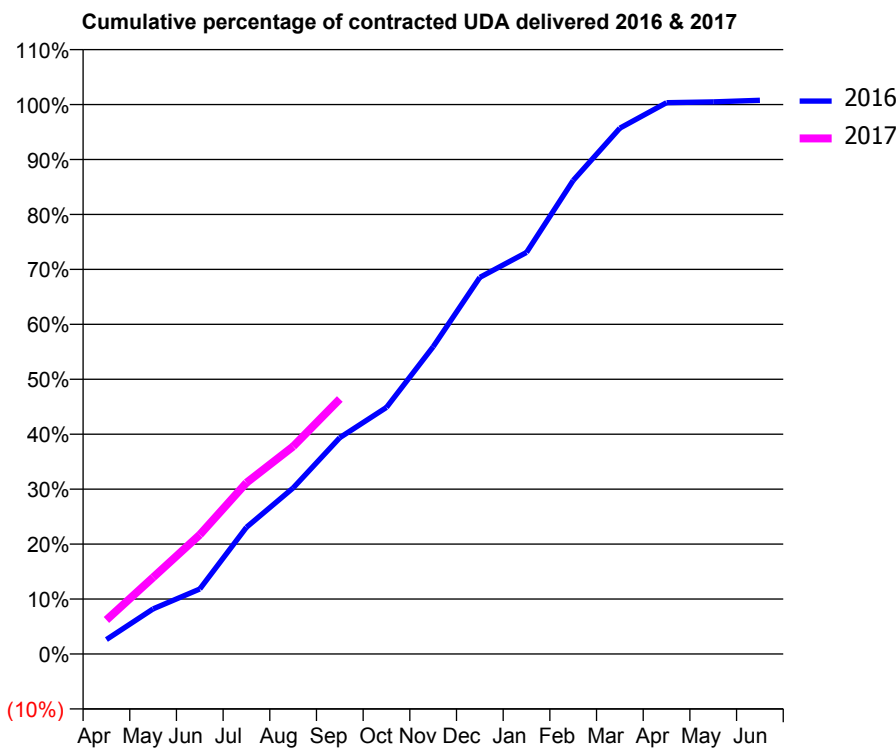
16/17 Contracted general activity (UDA)	13,433
Carry forward general activity (UDA)	-104
16/17 Contracted orthodontic activity (UOA)	0
Carry forward orthodontic activity (UOA)	0
Baseline contract value	£401,430.30

ACCESS*

Patients seen in 24 months	Total	Change since previous quarter
Quarter ending September 2015	5,225	
Quarter ending December 2015	5,216	→
Quarter ending March 2016	5,234	→
Quarter ending June 2016	5,113	↓
Quarter ending September 2016	4,986	↓
Variance since September 2015	(4.6%)	↓



ACTIVITY



Month	Adjusted Scheduled Activity (UDA)	
	2016	2017
April	352	833
May	1,102	1,874
June	1,589	2,916
July	3,098	4,186
August	4,059	5,073
September	5,287	6,233
October	6,027	
November	7,513	
December	9,207	
January	9,818	
February	11,576	
March	12,855	
April	13,477	
May	13,496	
June	13,537	

QUALITY

	Quantity	Base Number	Contract	AT	Region	England
% of FP17s for the same patient ID Re-attending within 3 months - Children	60	1,039	5.8%	11.2%	11.8%	12.4%
% of FP17s for the same patient ID Re-attending within 3 months - Adults	189	1,840	10.3%	16.3%	17.1%	16.7%
% of FP17s for the same patient ID Re-attending between 3 & 9 months - Children	532	1,039	51.2%	41.5%	45.8%	57.4%
% of FP17s for the same patient ID Re-attending between 3 & 9 months - Adults	996	1,840	54.1%	35.0%	37.6%	50.5%
% of FP17s for Band 1 Urgent Courses	99	2,350	4.2%	10.8%	10.6%	9.1%
% of FP17s Relating to Free Repair or Replacements	6	2,350	0.3%	0.5%	0.6%	0.8%
% of FP17s Relating to Continuations	15	2,350	0.6%	0.9%	0.9%	1.3%
% of Patients satisfied with the dentistry they have received	3	3	N/A	89.2%	90.2%	93.2%
% of Patients satisfied with the time they had to wait for an appointment	3	3	N/A	81.5%	83.8%	89.0%

* This is based on patients treated on this contract for their most recent course of treatment. Figures in italics indicate the base number of FP17s or Patient Questionnaire responses are less than 100. N/A is shown where the base number of responses is less than 10 during the period. % is calculated as Quantity/Base number*100

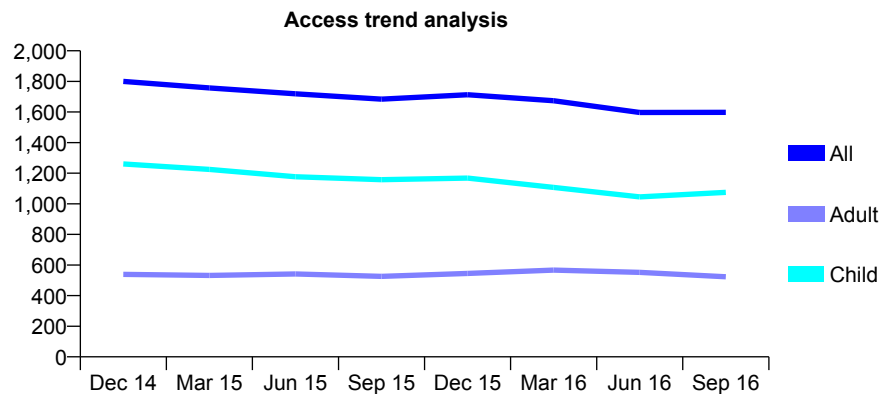
Q61 - Vital Signs At a Glance Contract Report for 141046/0001 - September 2016

Name or company name	Newham Community Dental Service
Contract type name	PDS Contract
Purpose of contract	General
Contract start date	01/02/2011
Contract end date	31/01/2021

16/17 Contracted general activity (UDA)	2,095
Carry forward general activity (UDA)	0
16/17 Contracted orthodontic activity (UOA)	0
Carry forward orthodontic activity (UOA)	0
Baseline contract value	£1,771,636.43

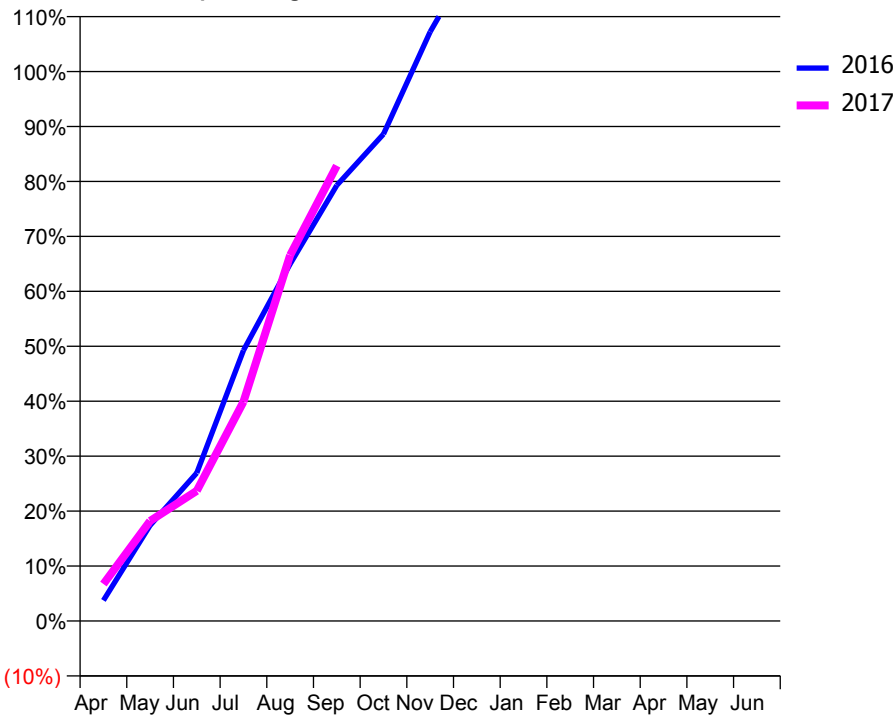
ACCESS*

Patients seen in 24 months	Total	Change since previous quarter
Quarter ending September 2015	1,684	
Quarter ending December 2015	1,713	→
Quarter ending March 2016	1,674	↓
Quarter ending June 2016	1,597	↓
Quarter ending September 2016	1,598	→
Variance since September 2015	(5.1%)	↓



ACTIVITY

Cumulative percentage of contracted UDA delivered 2016 & 2017



Month	Adjusted Scheduled Activity (UDA)	
	2016	2017
April	79	141
May	365	382
June	564	496
July	1,032	836
August	1,361	1,395
September	1,661	1,736
October	1,856	
November	2,246	
December	2,554	
January	2,728	
February	2,929	
March	2,929	
April	3,587	
May	3,582	
June	3,581	

QUALITY

	Quantity	Base Number	Contract	AT	Region	England
% of FP17s for the same patient ID Re-attending within 3 months - Children	83	804	10.3%	11.2%	11.8%	12.4%
% of FP17s for the same patient ID Re-attending within 3 months - Adults	34	309	11.0%	16.3%	17.1%	16.7%
% of FP17s for the same patient ID Re-attending between 3 & 9 months - Children	99	804	12.3%	41.5%	45.8%	57.4%
% of FP17s for the same patient ID Re-attending between 3 & 9 months - Adults	54	309	17.5%	35.0%	37.6%	50.5%
% of FP17s for Band 1 Urgent Courses	60	791	7.6%	10.8%	10.6%	9.1%
% of FP17s Relating to Free Repair or Replacements	0	791	0.0%	0.5%	0.6%	0.8%
% of FP17s Relating to Continuations	0	791	0.0%	0.9%	0.9%	1.3%
% of Patients satisfied with the dentistry they have received	0	0	N/A	89.2%	90.2%	93.2%
% of Patients satisfied with the time they had to wait for an appointment	0	0	N/A	81.5%	83.8%	89.0%

* This is based on patients treated on this contract for their most recent course of treatment. Figures in italics indicate the base number of FP17s or Patient Questionnaire responses are less than 100. N/A is shown where the base number of responses is less than 10 during the period. % is calculated as Quantity/Base number*100

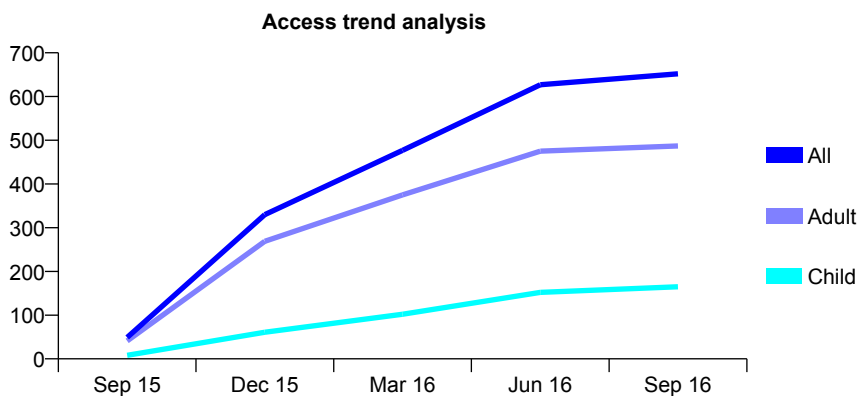
Q61 - Vital Signs At a Glance Contract Report for 141798/0001 - September 2016

Name or company name	Noorani, Noorani
Contract type name	GDS Contract
Purpose of contract	General
Contract start date	01/07/2015
Contract end date	

16/17 Contracted general activity (UDA)	2,074
Carry forward general activity (UDA)	-41
16/17 Contracted orthodontic activity (UOA)	0
Carry forward orthodontic activity (UOA)	0
Baseline contract value	£49,536.03

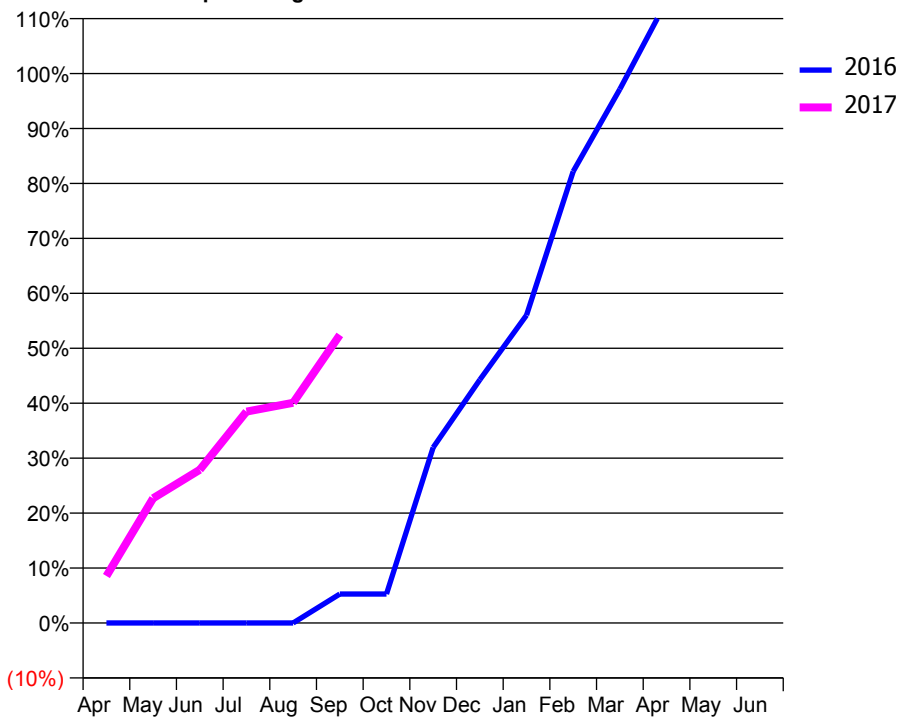
ACCESS*

Patients seen in 24 months	Total	Change since previous quarter
Quarter ending September 2015	49	
Quarter ending December 2015	330	↑
Quarter ending March 2016	477	↑
Quarter ending June 2016	627	↑
Quarter ending September 2016	652	↑
Variance since September 2015	1230.6%	↑



ACTIVITY

Cumulative percentage of contracted UDA delivered 2016 & 2017



Month	Adjusted Scheduled Activity (UDA)	
	2016	2017
April	0	177
May	0	471
June	0	578
July	0	798
August	0	831
September	82	1,087
October	82	
November	497	
December	689	
January	872	
February	1,279	
March	1,512	
April	1,760	
May	1,771	
June	1,771	

QUALITY

	Quantity	Base Number	Contract	AT	Region	England
% of FP17s for the same patient ID Re-attending within 3 months - Children	6	143	4.2%	11.2%	11.8%	12.4%
% of FP17s for the same patient ID Re-attending within 3 months - Adults	97	390	24.9%	16.3%	17.1%	16.7%
% of FP17s for the same patient ID Re-attending between 3 & 9 months - Children	60	143	42.0%	41.5%	45.8%	57.4%
% of FP17s for the same patient ID Re-attending between 3 & 9 months - Adults	164	390	42.1%	35.0%	37.6%	50.5%
% of FP17s for Band 1 Urgent Courses	41	433	9.5%	10.8%	10.6%	9.1%
% of FP17s Relating to Free Repair or Replacements	3	433	0.7%	0.5%	0.6%	0.8%
% of FP17s Relating to Continuations	12	433	2.8%	0.9%	0.9%	1.3%
% of Patients satisfied with the dentistry they have received	0	0	N/A	89.2%	90.2%	93.2%
% of Patients satisfied with the time they had to wait for an appointment	0	0	N/A	81.5%	83.8%	89.0%

* This is based on patients treated on this contract for their most recent course of treatment. Figures in italics indicate the base number of FP17s or Patient Questionnaire responses are less than 100. N/A is shown where the base number of responses is less than 10 during the period. % is calculated as Quantity/Base number*100

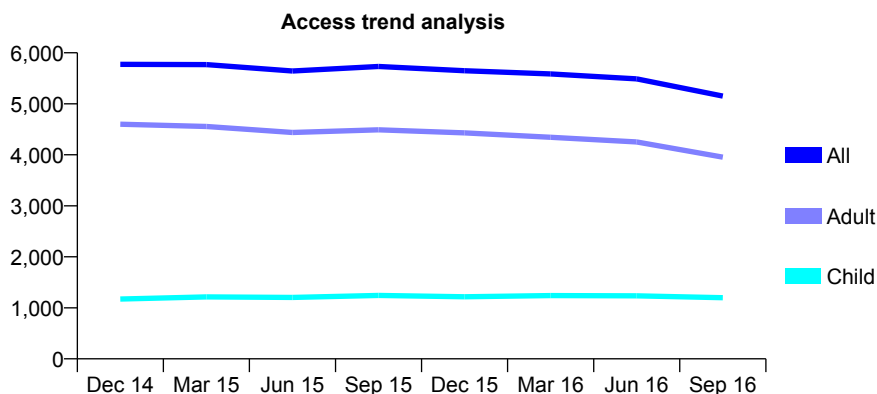
Q61 - Vital Signs At a Glance Contract Report for 142794/0001 - September 2016

Name or company name	Ace Dental
Contract type name	GDS Contract
Purpose of contract	General
Contract start date	01/04/2010
Contract end date	

16/17 Contracted general activity (UDA)	15,340
Carry forward general activity (UDA)	6
16/17 Contracted orthodontic activity (UOA)	0
Carry forward orthodontic activity (UOA)	0
Baseline contract value	£418,064.05

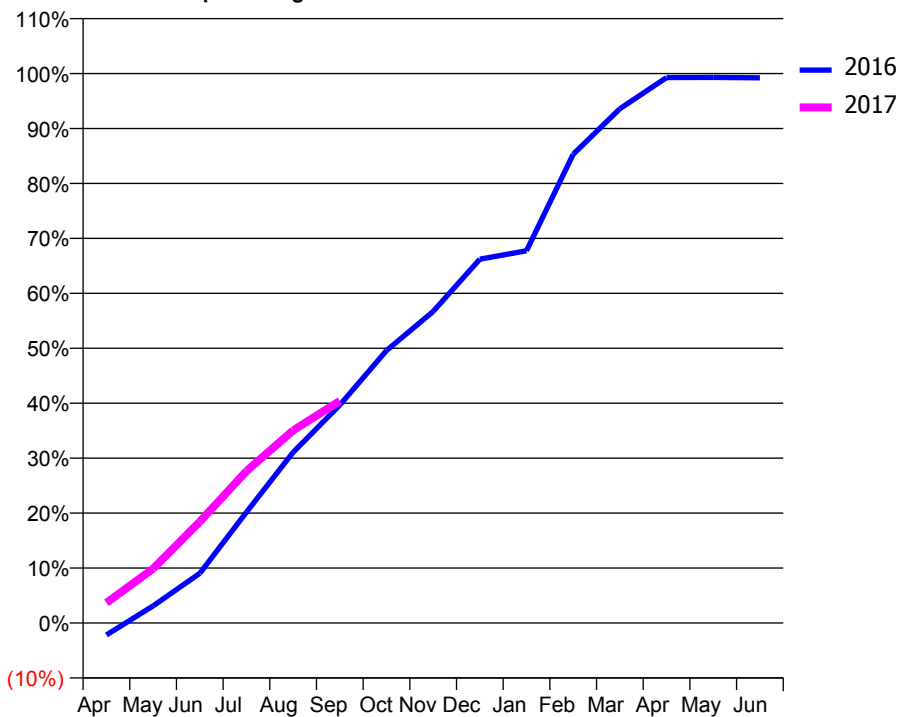
ACCESS*

Patients seen in 24 months	Total	Change since previous quarter
Quarter ending September 2015	5,732	
Quarter ending December 2015	5,648	↓
Quarter ending March 2016	5,586	↓
Quarter ending June 2016	5,488	↓
Quarter ending September 2016	5,152	↓
Variance since September 2015	(10.1%)	↓



ACTIVITY

Cumulative percentage of contracted UDA delivered 2016 & 2017



Adjusted Scheduled Activity (UDA)

Month	2016	2017
April	-337	565
May	477	1,515
June	1,385	2,829
July	3,096	4,240
August	4,767	5,377
September	6,083	6,200
October	7,608	
November	8,698	
December	10,156	
January	10,393	
February	13,088	
March	14,356	
April	15,227	
May	15,232	
June	15,221	

QUALITY

	Quantity	Base Number	Contract	AT	Region	England
% of FP17s for the same patient ID Re-attending within 3 months - Children	47	642	7.3%	11.2%	11.8%	12.4%
% of FP17s for the same patient ID Re-attending within 3 months - Adults	184	1,860	9.9%	16.3%	17.1%	16.7%
% of FP17s for the same patient ID Re-attending between 3 & 9 months - Children	276	642	43.0%	41.5%	45.8%	57.4%
% of FP17s for the same patient ID Re-attending between 3 & 9 months - Adults	699	1,860	37.6%	35.0%	37.6%	50.5%
% of FP17s for Band 1 Urgent Courses	190	2,203	8.6%	10.8%	10.6%	9.1%
% of FP17s Relating to Free Repair or Replacements	13	2,203	0.6%	0.5%	0.6%	0.8%
% of FP17s Relating to Continuations	12	2,203	0.5%	0.9%	0.9%	1.3%
% of Patients satisfied with the dentistry they have received	0	0	N/A	89.2%	90.2%	93.2%
% of Patients satisfied with the time they had to wait for an appointment	0	0	N/A	81.5%	83.8%	89.0%

* This is based on patients treated on this contract for their most recent course of treatment. Figures in italics indicate the base number of FP17s or Patient Questionnaire responses are less than 100. N/A is shown where the base number of responses is less than 10 during the period. % is calculated as Quantity/Base number*100

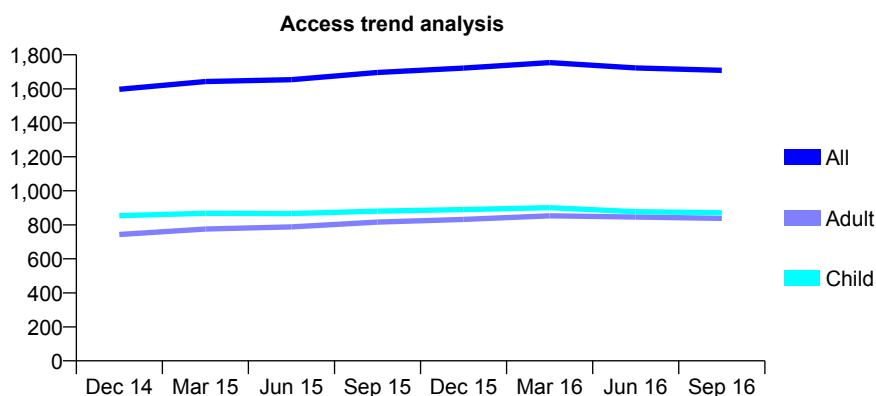
Q61 - Vital Signs At a Glance Contract Report for 143693/0003 - September 2016

Name or company name	Newham Family Dental Care Ltd
Contract type name	GDS Contract
Purpose of contract	General
Contract start date	12/03/2008
Contract end date	

16/17 Contracted general activity (UDA)	4,723
Carry forward general activity (UDA)	0
16/17 Contracted orthodontic activity (UOA)	0
Carry forward orthodontic activity (UOA)	0
Baseline contract value	£209,060.31

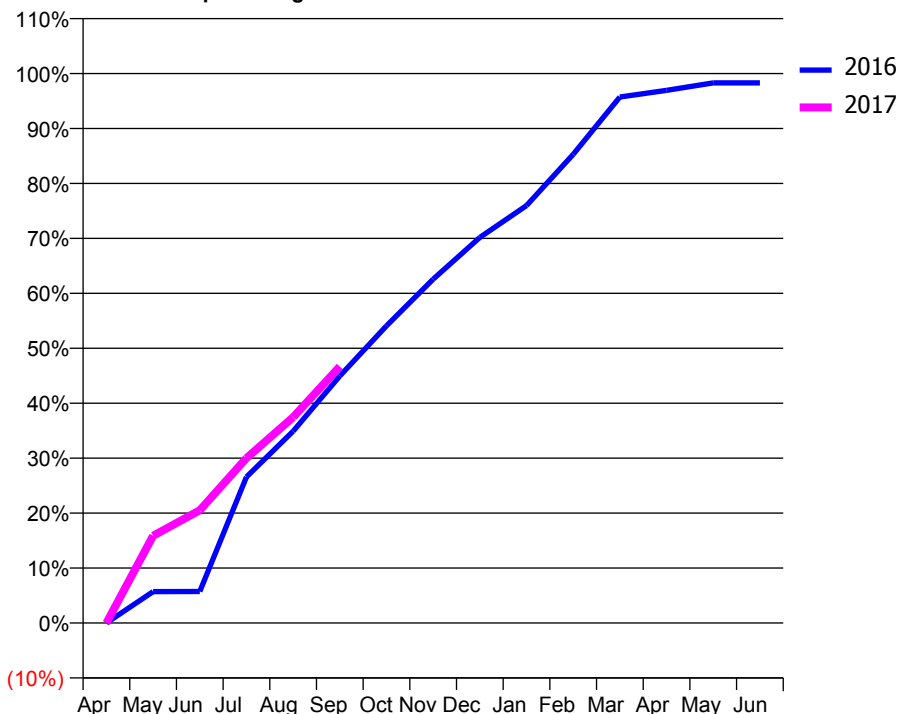
ACCESS*

Patients seen in 24 months	Total	Change since previous quarter
Quarter ending September 2015	1,696	
Quarter ending December 2015	1,722	→
Quarter ending March 2016	1,754	→
Quarter ending June 2016	1,723	↓
Quarter ending September 2016	1,709	→
Variance since September 2015	0.8%	→



ACTIVITY

Cumulative percentage of contracted UDA delivered 2016 & 2017



Adjusted Scheduled Activity (UDA)

Month	2016	2017
April	0	0
May	270	750
June	271	969
July	1,255	1,417
August	1,648	1,769
September	2,124	2,205
October	2,554	
November	2,956	
December	3,314	
January	3,588	
February	4,029	
March	4,521	
April	4,578	
May	4,642	
June	4,642	

QUALITY

	Quantity	Base Number	Contract	AT	Region	England
% of FP17s for the same patient ID Re-attending within 3 months - Children	28	524	5.3%	11.2%	11.8%	12.4%
% of FP17s for the same patient ID Re-attending within 3 months - Adults	31	401	7.7%	16.3%	17.1%	16.7%
% of FP17s for the same patient ID Re-attending between 3 & 9 months - Children	246	524	46.9%	41.5%	45.8%	57.4%
% of FP17s for the same patient ID Re-attending between 3 & 9 months - Adults	110	401	27.4%	35.0%	37.6%	50.5%
% of FP17s for Band 1 Urgent Courses	100	855	11.7%	10.8%	10.6%	9.1%
% of FP17s Relating to Free Repair or Replacements	3	855	0.4%	0.5%	0.6%	0.8%
% of FP17s Relating to Continuations	1	855	0.1%	0.9%	0.9%	1.3%
% of Patients satisfied with the dentistry they have received	0	0	N/A	89.2%	90.2%	93.2%
% of Patients satisfied with the time they had to wait for an appointment	0	0	N/A	81.5%	83.8%	89.0%

* This is based on patients treated on this contract for their most recent course of treatment. Figures in italics indicate the base number of FP17s or Patient Questionnaire responses are less than 100. N/A is shown where the base number of responses is less than 10 during the period. % is calculated as Quantity/Base number*100

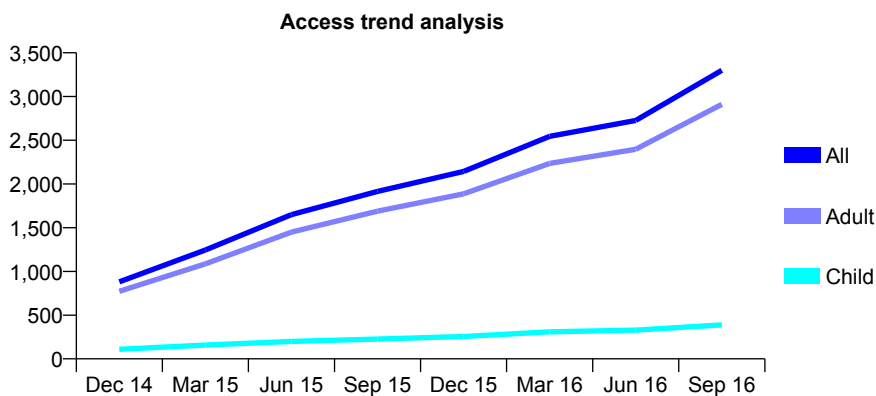
Q61 - Vital Signs At a Glance Contract Report for 143693/0004 - September 2016

Name or company name	Newham Family Dental Care Ltd
Contract type name	PDS Contract
Purpose of contract	General
Contract start date	01/04/2014
Contract end date	

16/17 Contracted general activity (UDA)	3,885
Carry forward general activity (UDA)	0
16/17 Contracted orthodontic activity (UOA)	0
Carry forward orthodontic activity (UOA)	0
Baseline contract value	£177,234.31

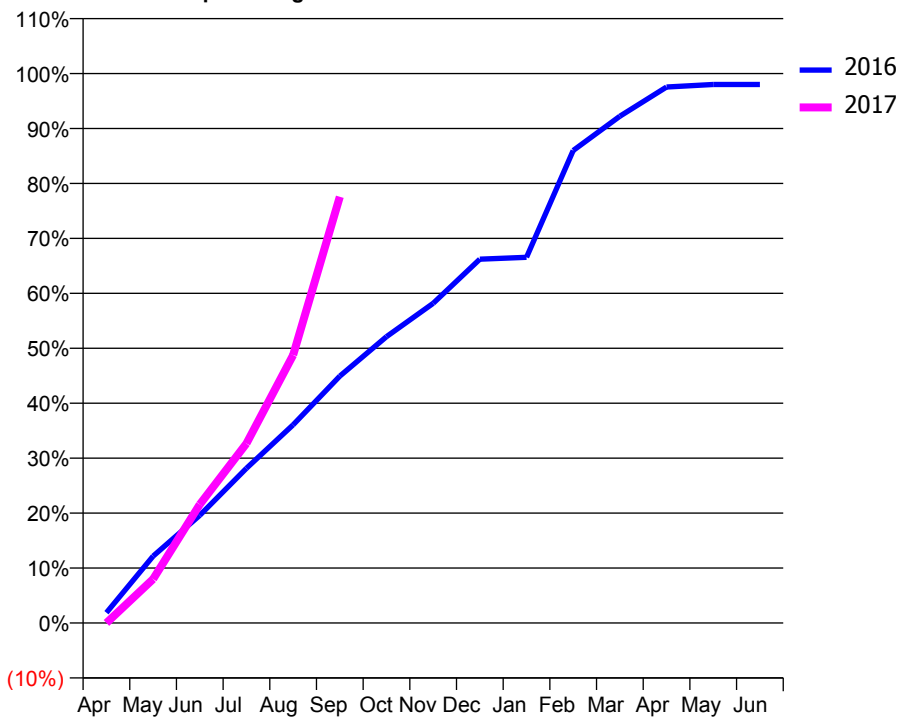
ACCESS*

Patients seen in 24 months	Total	Change since previous quarter
Quarter ending September 2015	1,915	
Quarter ending December 2015	2,144	↑
Quarter ending March 2016	2,544	↑
Quarter ending June 2016	2,726	↑
Quarter ending September 2016	3,299	↑
Variance since September 2015	72.3%	↑



ACTIVITY

Cumulative percentage of contracted UDA delivered 2016 & 2017



Adjusted Scheduled Activity (UDA)

Month	2016	2017
April	73	0
May	472	311
June	762	839
July	1,094	1,269
August	1,401	1,895
September	1,746	3,013
October	2,025	
November	2,260	
December	2,572	
January	2,585	
February	3,341	
March	3,583	
April	3,789	
May	3,807	
June	3,807	

QUALITY

	Quantity	Base Number	Contract	AT	Region	England
% of FP17s for the same patient ID Re-attending within 3 months - Children	8	330	2.4%	11.2%	11.8%	12.4%
% of FP17s for the same patient ID Re-attending within 3 months - Adults	61	2,362	2.6%	16.3%	17.1%	16.7%
% of FP17s for the same patient ID Re-attending between 3 & 9 months - Children	0	330	0.0%	41.5%	45.8%	57.4%
% of FP17s for the same patient ID Re-attending between 3 & 9 months - Adults	14	2,362	0.6%	35.0%	37.6%	50.5%
% of FP17s for Band 1 Urgent Courses	2,481	2,507	99.0%	10.8%	10.6%	9.1%
% of FP17s Relating to Free Repair or Replacements	0	2,507	0.0%	0.5%	0.6%	0.8%
% of FP17s Relating to Continuations	0	2,507	0.0%	0.9%	0.9%	1.3%
% of Patients satisfied with the dentistry they have received	1	1	N/A	89.2%	90.2%	93.2%
% of Patients satisfied with the time they had to wait for an appointment	1	1	N/A	81.5%	83.8%	89.0%

* This is based on patients treated on this contract for their most recent course of treatment. Figures in italics indicate the base number of FP17s or Patient Questionnaire responses are less than 100. N/A is shown where the base number of responses is less than 10 during the period. % is calculated as Quantity/Base number*100

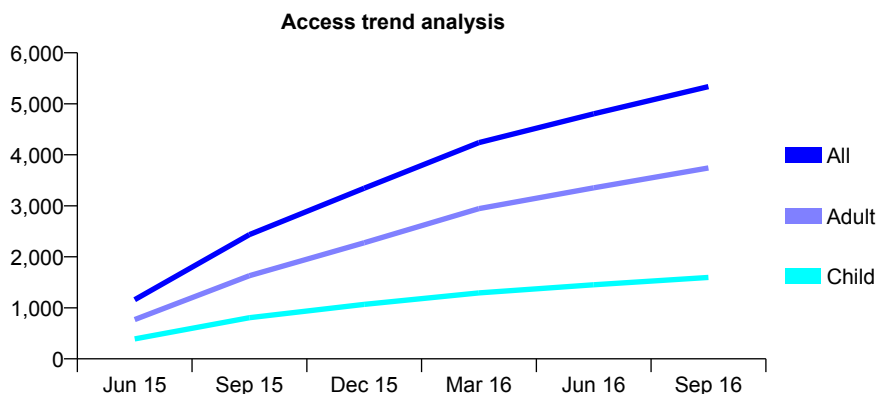
Q61 - Vital Signs At a Glance Contract Report for 144231/0001 - September 2016

Name or company name	Lea Bridge Road Dental Surgery
Contract type name	GDS Contract
Purpose of contract	General
Contract start date	01/04/2015
Contract end date	

16/17 Contracted general activity (UDA)	16,249
Carry forward general activity (UDA)	353
16/17 Contracted orthodontic activity (UOA)	0
Carry forward orthodontic activity (UOA)	0
Baseline contract value	£422,011.82

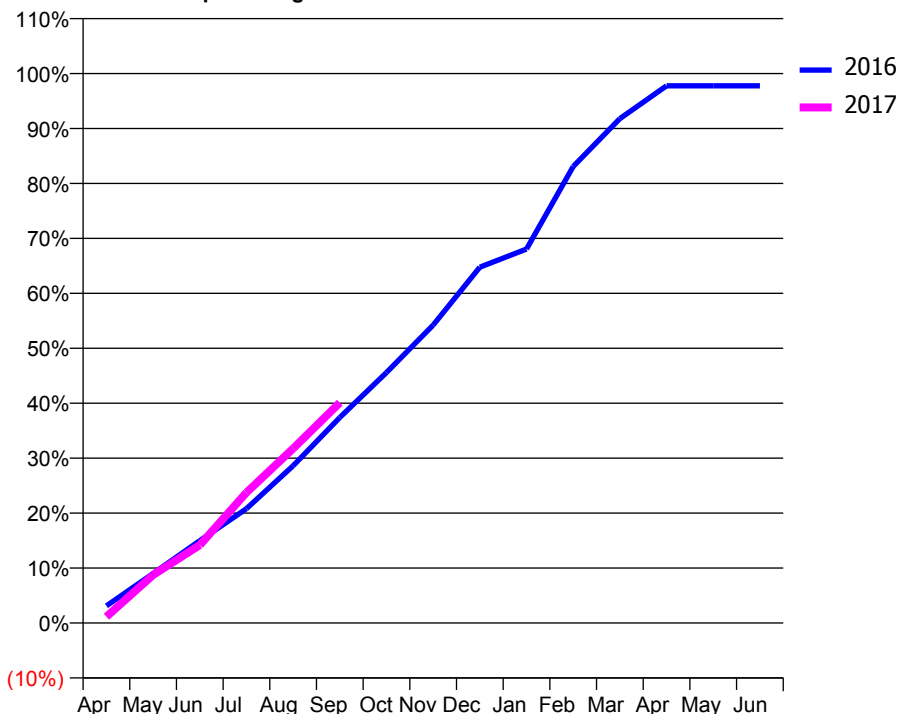
ACCESS*

Patients seen in 24 months	Total	Change since previous quarter
Quarter ending September 2015	2,436	
Quarter ending December 2015	3,344	↑
Quarter ending March 2016	4,240	↑
Quarter ending June 2016	4,804	↑
Quarter ending September 2016	5,338	↑
Variance since September 2015	119.1%	↑



ACTIVITY

Cumulative percentage of contracted UDA delivered 2016 & 2017



Month	Adjusted Scheduled Activity (UDA)	
	2016	2017
April	508	187
May	1,464	1,423
June	2,434	2,304
July	3,381	3,858
August	4,651	5,160
September	6,080	6,516
October	7,409	
November	8,813	
December	10,521	
January	11,060	
February	13,498	
March	14,916	
April	15,883	
May	15,883	
June	15,885	

QUALITY

	Quantity	Base Number	Contract	AT	Region	England
% of FP17s for the same patient ID Re-attending within 3 months - Children	47	1,000	4.7%	11.2%	11.8%	12.4%
% of FP17s for the same patient ID Re-attending within 3 months - Adults	197	2,182	9.0%	16.3%	17.1%	16.7%
% of FP17s for the same patient ID Re-attending between 3 & 9 months - Children	386	1,000	38.6%	41.5%	45.8%	57.4%
% of FP17s for the same patient ID Re-attending between 3 & 9 months - Adults	789	2,182	36.2%	35.0%	37.6%	50.5%
% of FP17s for Band 1 Urgent Courses	125	2,677	4.7%	10.8%	10.6%	9.1%
% of FP17s Relating to Free Repair or Replacements	17	2,677	0.6%	0.5%	0.6%	0.8%
% of FP17s Relating to Continuations	29	2,677	1.1%	0.9%	0.9%	1.3%
% of Patients satisfied with the dentistry they have received	1	1	N/A	89.2%	90.2%	93.2%
% of Patients satisfied with the time they had to wait for an appointment	1	1	N/A	81.5%	83.8%	89.0%

* This is based on patients treated on this contract for their most recent course of treatment. Figures in italics indicate the base number of FP17s or Patient Questionnaire responses are less than 100. N/A is shown where the base number of responses is less than 10 during the period. % is calculated as Quantity/Base number*100

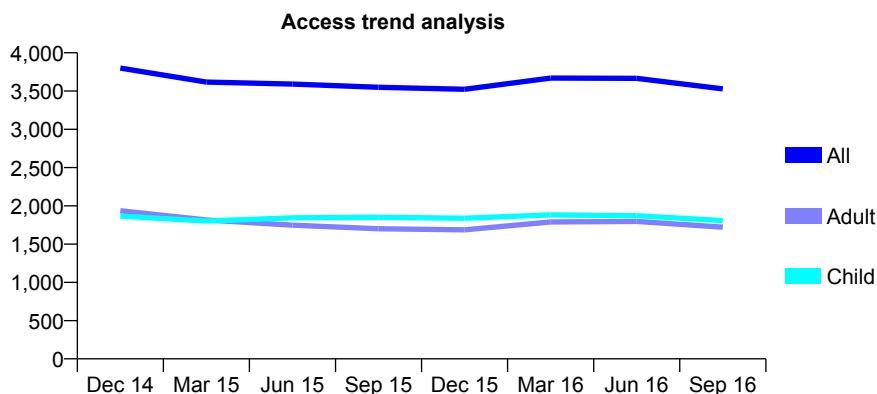
Q61 - Vital Signs At a Glance Contract Report for 144339/0001 - September 2016

Name or company name	Mr F K Banjo and Mrs D O Banjo
Contract type name	GDS Contract
Purpose of contract	General
Contract start date	16/05/2007
Contract end date	

16/17 Contracted general activity (UDA)	9,399
Carry forward general activity (UDA)	0
16/17 Contracted orthodontic activity (UOA)	0
Carry forward orthodontic activity (UOA)	0
Baseline contract value	£306,808.30

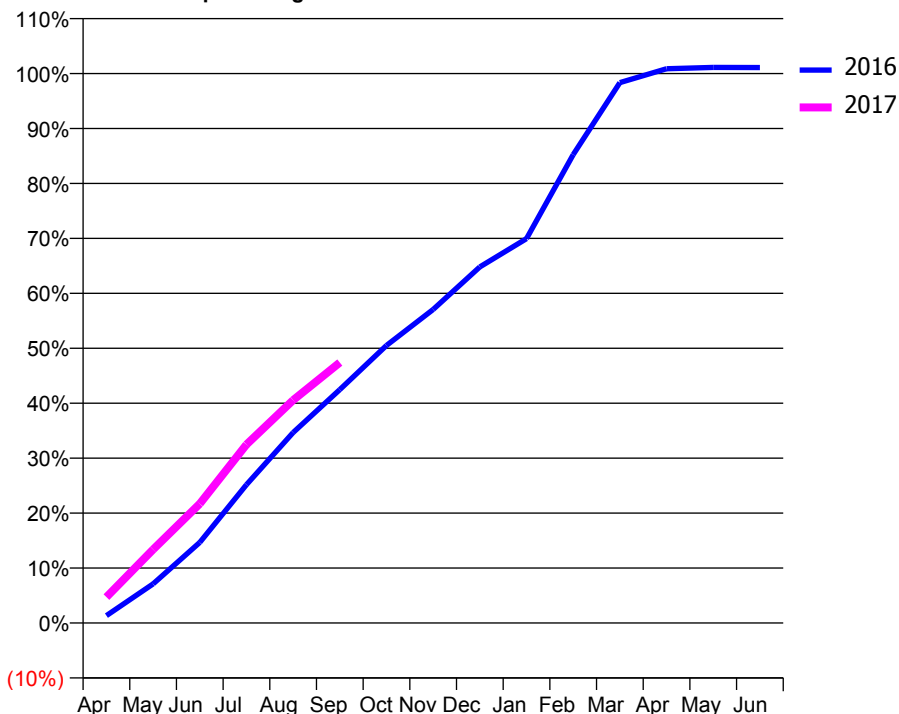
ACCESS*

Patients seen in 24 months	Total	Change since previous quarter
Quarter ending September 2015	3,550	
Quarter ending December 2015	3,524	→
Quarter ending March 2016	3,670	↑
Quarter ending June 2016	3,667	→
Quarter ending September 2016	3,528	↓
Variance since September 2015	(0.6%)	→



ACTIVITY

Cumulative percentage of contracted UDA delivered 2016 & 2017



Month	Adjusted Scheduled Activity (UDA)	
	2016	2017
April	127	444
May	670	1,259
June	1,380	2,041
July	2,366	3,052
August	3,258	3,813
September	3,992	4,455
October	4,747	
November	5,363	
December	6,091	
January	6,575	
February	8,011	
March	9,244	
April	9,481	
May	9,502	
June	9,501	

QUALITY

	Quantity	Base Number	Contract	AT	Region	England
% of FP17s for the same patient ID Re-attending within 3 months - Children	76	1,062	7.2%	11.2%	11.8%	12.4%
% of FP17s for the same patient ID Re-attending within 3 months - Adults	148	923	16.0%	16.3%	17.1%	16.7%
% of FP17s for the same patient ID Re-attending between 3 & 9 months - Children	484	1,062	45.6%	41.5%	45.8%	57.4%
% of FP17s for the same patient ID Re-attending between 3 & 9 months - Adults	356	923	38.6%	35.0%	37.6%	50.5%
% of FP17s for Band 1 Urgent Courses	85	1,879	4.5%	10.8%	10.6%	9.1%
% of FP17s Relating to Free Repair or Replacements	0	1,879	0.0%	0.5%	0.6%	0.8%
% of FP17s Relating to Continuations	1	1,879	0.1%	0.9%	0.9%	1.3%
% of Patients satisfied with the dentistry they have received	0	0	N/A	89.2%	90.2%	93.2%
% of Patients satisfied with the time they had to wait for an appointment	0	0	N/A	81.5%	83.8%	89.0%

* This is based on patients treated on this contract for their most recent course of treatment. Figures in italics indicate the base number of FP17s or Patient Questionnaire responses are less than 100. N/A is shown where the base number of responses is less than 10 during the period. % is calculated as Quantity/Base number*100

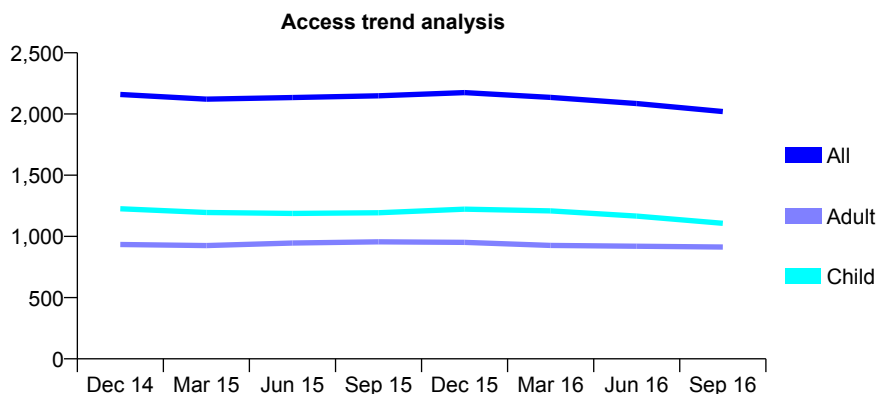
Q61 - Vital Signs At a Glance Contract Report for 144371/0002 - September 2016

Name or company name	Camden Pct Community Dental Services
Contract type name	PDS Contract
Purpose of contract	General
Contract start date	01/04/2008
Contract end date	

16/17 Contracted general activity (UDA)	5,000
Carry forward general activity (UDA)	0
16/17 Contracted orthodontic activity (UOA)	0
Carry forward orthodontic activity (UOA)	0
Baseline contract value	£0.00

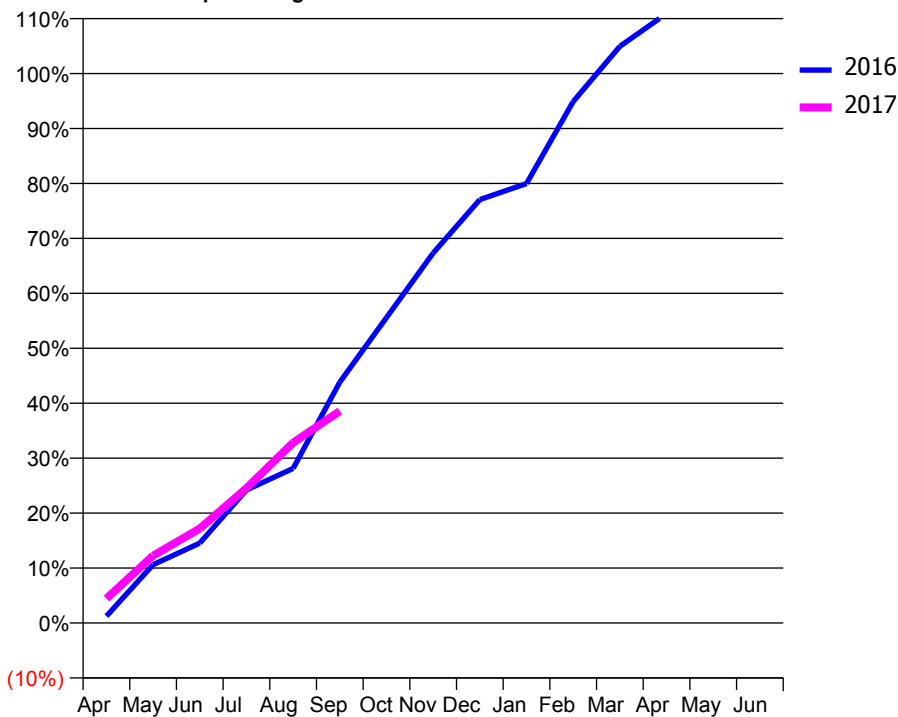
ACCESS*

Patients seen in 24 months	Total	Change since previous quarter
Quarter ending September 2015	2,149	
Quarter ending December 2015	2,175	→
Quarter ending March 2016	2,136	↓
Quarter ending June 2016	2,086	↓
Quarter ending September 2016	2,020	↓
Variance since September 2015	(6.0%)	↓



ACTIVITY

Cumulative percentage of contracted UDA delivered 2016 & 2017



Adjusted Scheduled Activity (UDA)

Month	2016	2017
April	63	222
May	531	613
June	728	860
July	1,211	1,227
August	1,407	1,641
September	2,192	1,929
October	2,779	
November	3,366	
December	3,853	
January	3,999	
February	4,745	
March	5,247	
April	5,546	
May	5,571	
June	5,574	

QUALITY

	Quantity	Base Number	Contract	AT	Region	England
% of FP17s for the same patient ID Re-attending within 3 months - Children	132	772	17.1%	11.2%	11.8%	12.4%
% of FP17s for the same patient ID Re-attending within 3 months - Adults	78	510	15.3%	16.3%	17.1%	16.7%
% of FP17s for the same patient ID Re-attending between 3 & 9 months - Children	429	772	55.6%	41.5%	45.8%	57.4%
% of FP17s for the same patient ID Re-attending between 3 & 9 months - Adults	237	510	46.5%	35.0%	37.6%	50.5%
% of FP17s for Band 1 Urgent Courses	43	1,101	3.9%	10.8%	10.6%	9.1%
% of FP17s Relating to Free Repair or Replacements	0	1,101	0.0%	0.5%	0.6%	0.8%
% of FP17s Relating to Continuations	0	1,101	0.0%	0.9%	0.9%	1.3%
% of Patients satisfied with the dentistry they have received	0	0	N/A	89.2%	90.2%	93.2%
% of Patients satisfied with the time they had to wait for an appointment	0	0	N/A	81.5%	83.8%	89.0%

* This is based on patients treated on this contract for their most recent course of treatment. Figures in italics indicate the base number of FP17s or Patient Questionnaire responses are less than 100. N/A is shown where the base number of responses is less than 10 during the period. % is calculated as Quantity/Base number*100

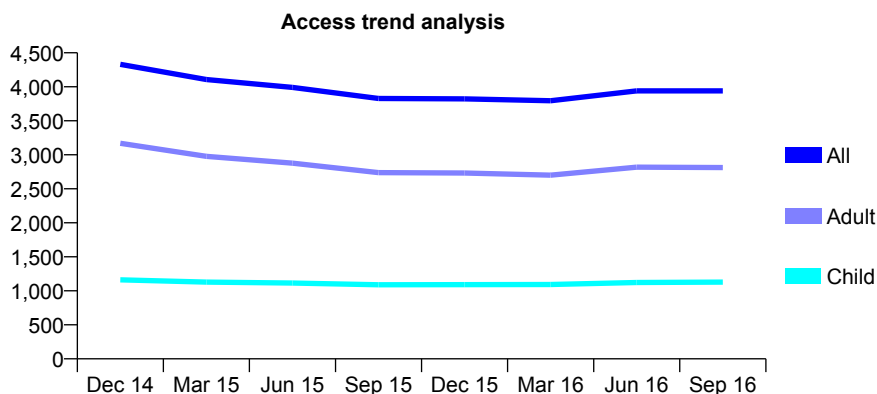
Q61 - Vital Signs At a Glance Contract Report for 145475/0001 - September 2016

Name or company name	Du Toit & Burger Partnership (Stratford) Ltc
Contract type name	GDS Contract
Purpose of contract	General
Contract start date	01/04/2007
Contract end date	

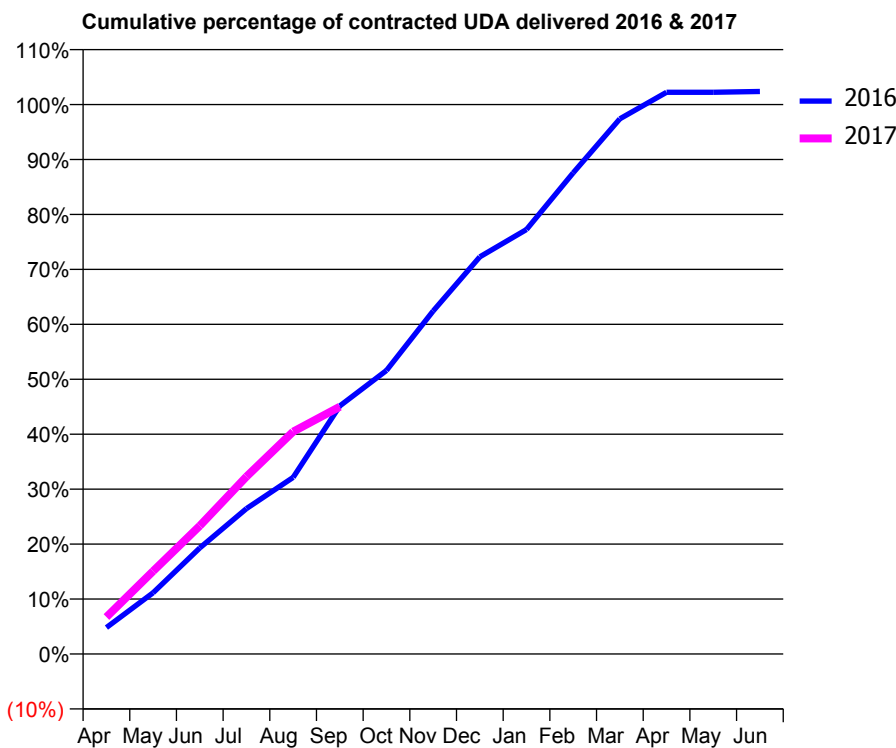
16/17 Contracted general activity (UDA)	11,363
Carry forward general activity (UDA)	-227
16/17 Contracted orthodontic activity (UOA)	0
Carry forward orthodontic activity (UOA)	0
Baseline contract value	£315,403.88

ACCESS*

Patients seen in 24 months	Total	Change since previous quarter
Quarter ending September 2015	3,828	
Quarter ending December 2015	3,823	→
Quarter ending March 2016	3,795	→
Quarter ending June 2016	3,941	↑
Quarter ending September 2016	3,941	→
Variance since September 2015	3.0%	↑



ACTIVITY



Month	Adjusted Scheduled Activity (UDA)	
	2016	2017
April	547	766
May	1,267	1,714
June	2,194	2,651
July	3,007	3,669
August	3,653	4,597
September	5,130	5,114
October	5,863	
November	7,094	
December	8,212	
January	8,780	
February	9,951	
March	11,066	
April	11,616	
May	11,616	
June	11,633	

QUALITY

	Quantity	Base Number	Contract	AT	Region	England
% of FP17s for the same patient ID Re-attending within 3 months - Children	47	749	6.3%	11.2%	11.8%	12.4%
% of FP17s for the same patient ID Re-attending within 3 months - Adults	219	1,749	12.5%	16.3%	17.1%	16.7%
% of FP17s for the same patient ID Re-attending between 3 & 9 months - Children	370	749	49.4%	41.5%	45.8%	57.4%
% of FP17s for the same patient ID Re-attending between 3 & 9 months - Adults	724	1,749	41.4%	35.0%	37.6%	50.5%
% of FP17s for Band 1 Urgent Courses	150	2,276	6.6%	10.8%	10.6%	9.1%
% of FP17s Relating to Free Repair or Replacements	17	2,276	0.7%	0.5%	0.6%	0.8%
% of FP17s Relating to Continuations	42	2,276	1.8%	0.9%	0.9%	1.3%
% of Patients satisfied with the dentistry they have received	3	3	N/A	89.2%	90.2%	93.2%
% of Patients satisfied with the time they had to wait for an appointment	1	3	N/A	81.5%	83.8%	89.0%

* This is based on patients treated on this contract for their most recent course of treatment. Figures in italics indicate the base number of FP17s or Patient Questionnaire responses are less than 100. N/A is shown where the base number of responses is less than 10 during the period. % is calculated as Quantity/Base number*100

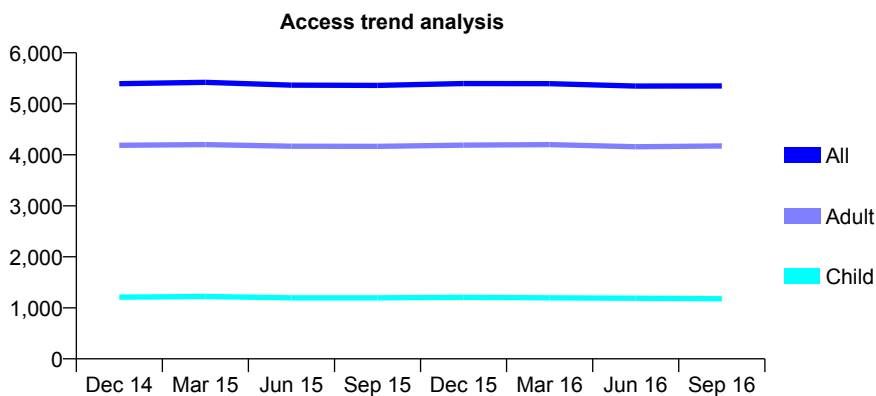
Q61 - Vital Signs At a Glance Contract Report for 145548/0001 - September 2016

Name or company name	Cranham Dental Centre Ltd
Contract type name	GDS Contract
Purpose of contract	General
Contract start date	01/04/2011
Contract end date	

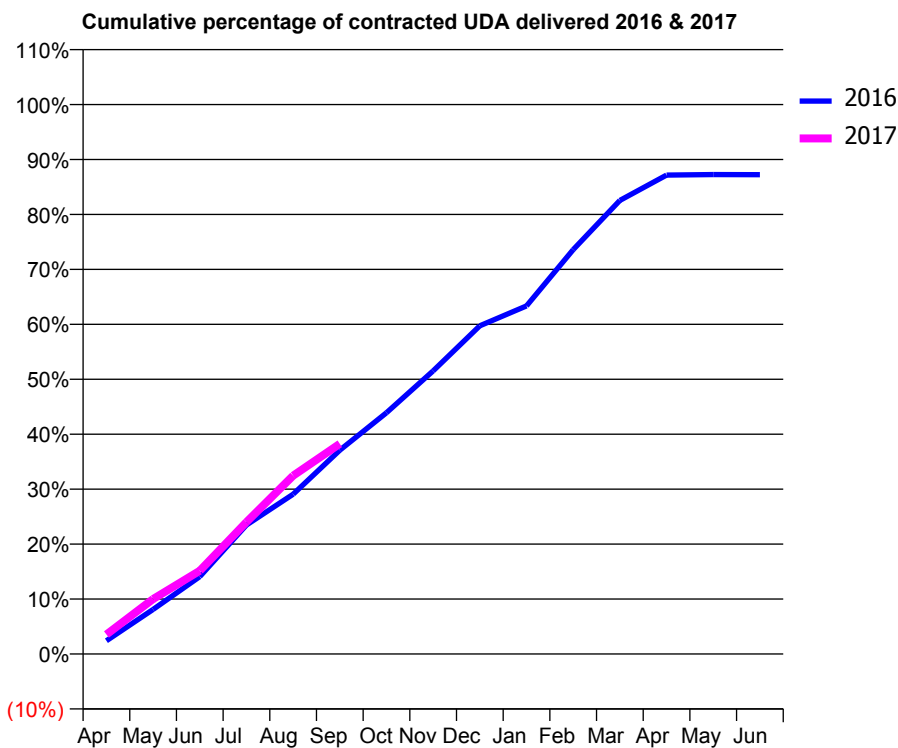
16/17 Contracted general activity (UDA)	16,681
Carry forward general activity (UDA)	0
16/17 Contracted orthodontic activity (UOA)	0
Carry forward orthodontic activity (UOA)	0
Baseline contract value	£381,881.05

ACCESS*

Patients seen in 24 months	Total	Change since previous quarter
Quarter ending September 2015	5,362	
Quarter ending December 2015	5,397	→
Quarter ending March 2016	5,396	→
Quarter ending June 2016	5,347	→
Quarter ending September 2016	5,350	→
Variance since September 2015	(0.2%)	→



ACTIVITY



Month	Adjusted Scheduled Activity (UDA)	
	2016	2017
April	402	594
May	1,352	1,668
June	2,348	2,529
July	3,916	4,005
August	4,850	5,415
September	6,189	6,381
October	7,326	
November	8,596	
December	9,964	
January	10,568	
February	12,276	
March	13,768	
April	14,540	
May	14,553	
June	14,552	

QUALITY

	Quantity	Base Number	Contract	AT	Region	England
% of FP17s for the same patient ID Re-attending within 3 months - Children	39	952	4.1%	11.2%	11.8%	12.4%
% of FP17s for the same patient ID Re-attending within 3 months - Adults	310	2,959	10.5%	16.3%	17.1%	16.7%
% of FP17s for the same patient ID Re-attending between 3 & 9 months - Children	613	952	64.4%	41.5%	45.8%	57.4%
% of FP17s for the same patient ID Re-attending between 3 & 9 months - Adults	1,839	2,959	62.1%	35.0%	37.6%	50.5%
% of FP17s for Band 1 Urgent Courses	230	3,499	6.6%	10.8%	10.6%	9.1%
% of FP17s Relating to Free Repair or Replacements	24	3,499	0.7%	0.5%	0.6%	0.8%
% of FP17s Relating to Continuations	19	3,499	0.5%	0.9%	0.9%	1.3%
% of Patients satisfied with the dentistry they have received	5	5	N/A	89.2%	90.2%	93.2%
% of Patients satisfied with the time they had to wait for an appointment	4	5	N/A	81.5%	83.8%	89.0%

* This is based on patients treated on this contract for their most recent course of treatment. Figures in italics indicate the base number of FP17s or Patient Questionnaire responses are less than 100. N/A is shown where the base number of responses is less than 10 during the period. % is calculated as Quantity/Base number*100

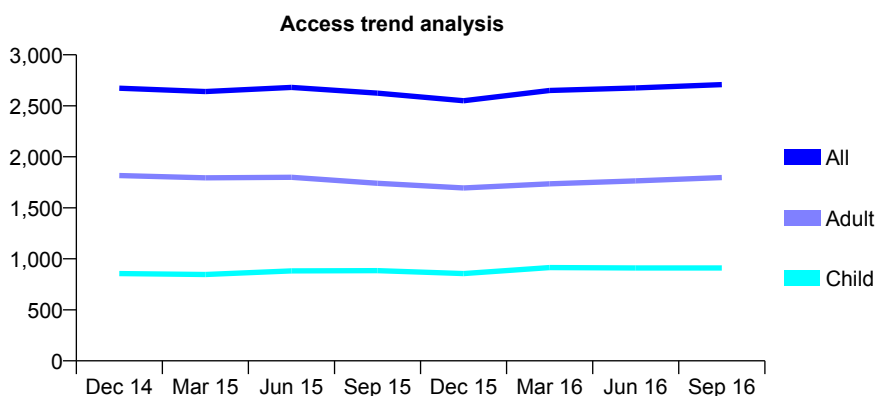
Q61 - Vital Signs At a Glance Contract Report for 146110/0001 - September 2016

Name or company name	Du Toit & Burger Partnership (Silvertown) L
Contract type name	GDS Contract
Purpose of contract	General
Contract start date	01/04/2007
Contract end date	

16/17 Contracted general activity (UDA)	6,974
Carry forward general activity (UDA)	25
16/17 Contracted orthodontic activity (UOA)	0
Carry forward orthodontic activity (UOA)	0
Baseline contract value	£212,869.94

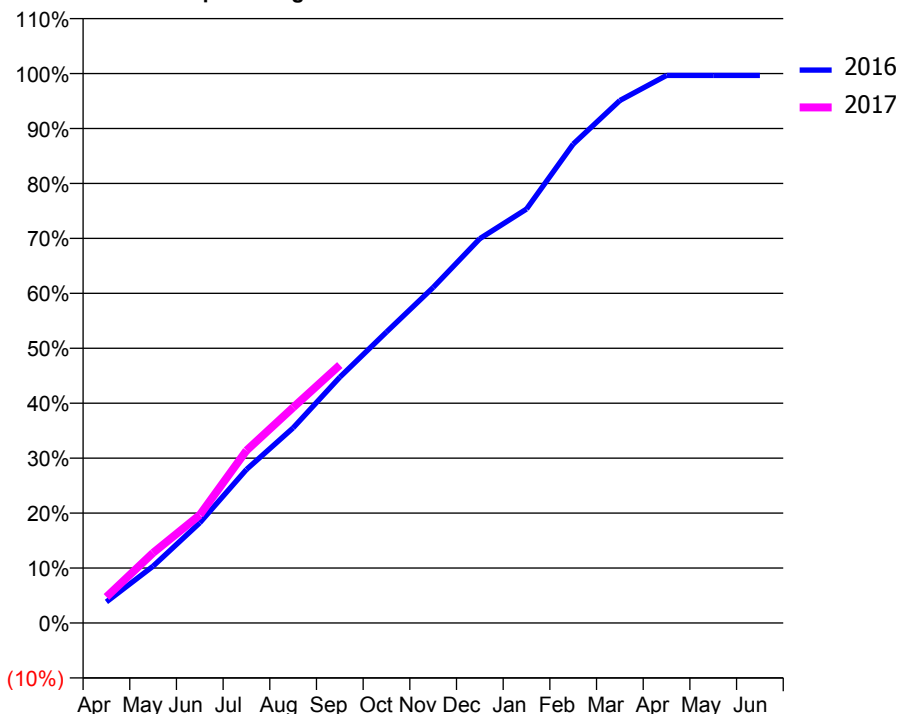
ACCESS*

Patients seen in 24 months	Total	Change since previous quarter
Quarter ending September 2015	2,624	
Quarter ending December 2015	2,550	↓
Quarter ending March 2016	2,650	↑
Quarter ending June 2016	2,675	→
Quarter ending September 2016	2,708	→
Variance since September 2015	3.2%	↑



ACTIVITY

Cumulative percentage of contracted UDA delivered 2016 & 2017



Month	Adjusted Scheduled Activity (UDA)	
	2016	2017
April	269	331
May	722	891
June	1,272	1,372
July	1,950	2,189
August	2,477	2,735
September	3,121	3,274
October	3,693	
November	4,258	
December	4,879	
January	5,253	
February	6,078	
March	6,631	
April	6,949	
May	6,949	
June	6,949	

QUALITY

	Quantity	Base Number	Contract	AT	Region	England
% of FP17s for the same patient ID Re-attending within 3 months - Children	33	528	6.3%	11.2%	11.8%	12.4%
% of FP17s for the same patient ID Re-attending within 3 months - Adults	94	1,000	9.4%	16.3%	17.1%	16.7%
% of FP17s for the same patient ID Re-attending between 3 & 9 months - Children	206	528	39.0%	41.5%	45.8%	57.4%
% of FP17s for the same patient ID Re-attending between 3 & 9 months - Adults	380	1,000	38.0%	35.0%	37.6%	50.5%
% of FP17s for Band 1 Urgent Courses	106	1,396	7.6%	10.8%	10.6%	9.1%
% of FP17s Relating to Free Repair or Replacements	5	1,396	0.4%	0.5%	0.6%	0.8%
% of FP17s Relating to Continuations	3	1,396	0.2%	0.9%	0.9%	1.3%
% of Patients satisfied with the dentistry they have received	0	0	N/A	89.2%	90.2%	93.2%
% of Patients satisfied with the time they had to wait for an appointment	0	0	N/A	81.5%	83.8%	89.0%

* This is based on patients treated on this contract for their most recent course of treatment. Figures in italics indicate the base number of FP17s or Patient Questionnaire responses are less than 100. N/A is shown where the base number of responses is less than 10 during the period. % is calculated as Quantity/Base number*100

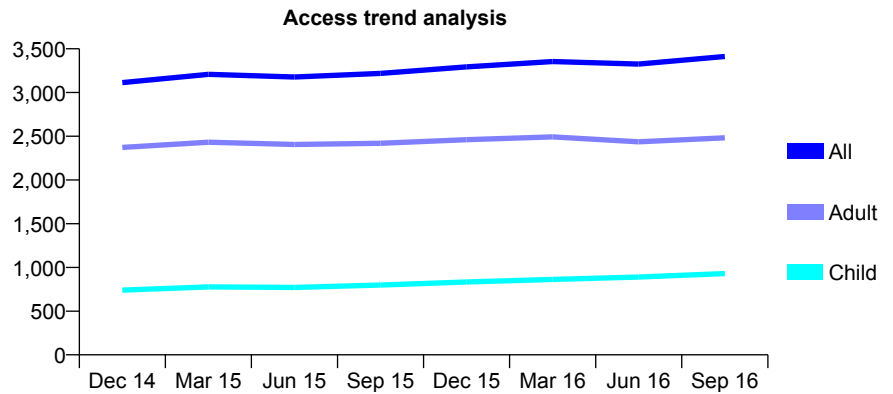
Q61 - Vital Signs At a Glance Contract Report for 147990/0001 - September 2016

Name or company name	Mr CC Bailie & Mr JG Mallon
Contract type name	GDS Contract
Purpose of contract	General
Contract start date	01/11/2011
Contract end date	

16/17 Contracted general activity (UDA)	11,605
Carry forward general activity (UDA)	13
16/17 Contracted orthodontic activity (UOA)	0
Carry forward orthodontic activity (UOA)	0
Baseline contract value	£295,354.28

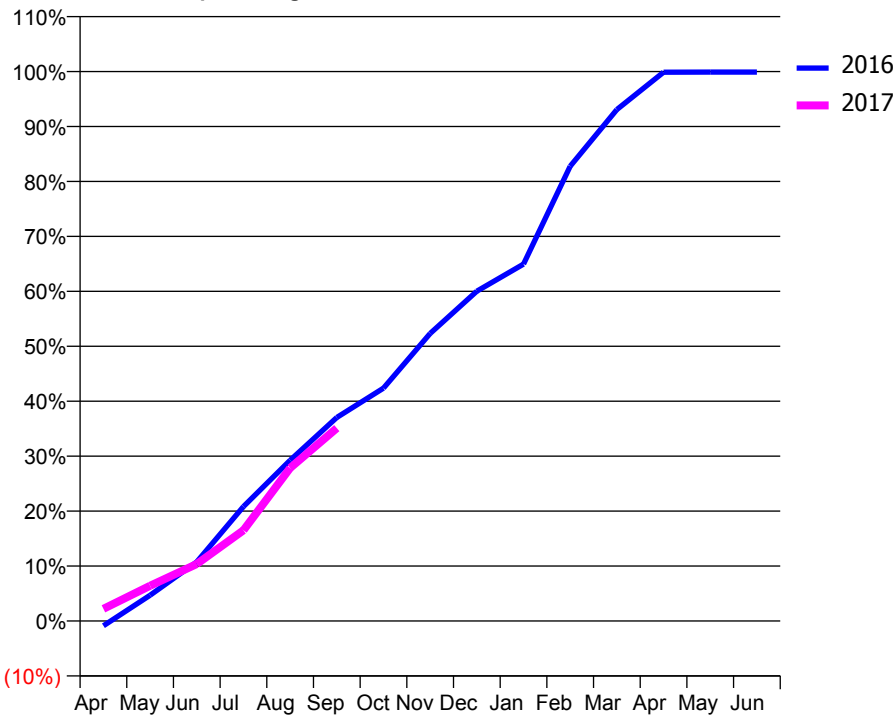
ACCESS*

Patients seen in 24 months	Total	Change since previous quarter
Quarter ending September 2015	3,218	
Quarter ending December 2015	3,294	↑
Quarter ending March 2016	3,354	→
Quarter ending June 2016	3,326	→
Quarter ending September 2016	3,412	↑
Variance since September 2015	6.0%	↑



ACTIVITY

Cumulative percentage of contracted UDA delivered 2016 & 2017



Month	Adjusted Scheduled Activity (UDA)	
	2016	2017
April	-102	256
May	545	745
June	1,249	1,204
July	2,418	1,918
August	3,395	3,232
September	4,299	4,073
October	4,918	
November	6,072	
December	6,967	
January	7,537	
February	9,604	
March	10,802	
April	11,589	
May	11,592	
June	11,592	

QUALITY

	Quantity	Base Number	Contract	AT	Region	England
% of FP17s for the same patient ID Re-attending within 3 months - Children	62	508	12.2%	11.2%	11.8%	12.4%
% of FP17s for the same patient ID Re-attending within 3 months - Adults	299	1,310	22.8%	16.3%	17.1%	16.7%
% of FP17s for the same patient ID Re-attending between 3 & 9 months - Children	148	508	29.1%	41.5%	45.8%	57.4%
% of FP17s for the same patient ID Re-attending between 3 & 9 months - Adults	380	1,310	29.0%	35.0%	37.6%	50.5%
% of FP17s for Band 1 Urgent Courses	300	1,632	18.4%	10.8%	10.6%	9.1%
% of FP17s Relating to Free Repair or Replacements	20	1,632	1.2%	0.5%	0.6%	0.8%
% of FP17s Relating to Continuations	13	1,632	0.8%	0.9%	0.9%	1.3%
% of Patients satisfied with the dentistry they have received	0	0	N/A	89.2%	90.2%	93.2%
% of Patients satisfied with the time they had to wait for an appointment	0	0	N/A	81.5%	83.8%	89.0%

* This is based on patients treated on this contract for their most recent course of treatment. Figures in italics indicate the base number of FP17s or Patient Questionnaire responses are less than 100. N/A is shown where the base number of responses is less than 10 during the period. % is calculated as Quantity/Base number*100

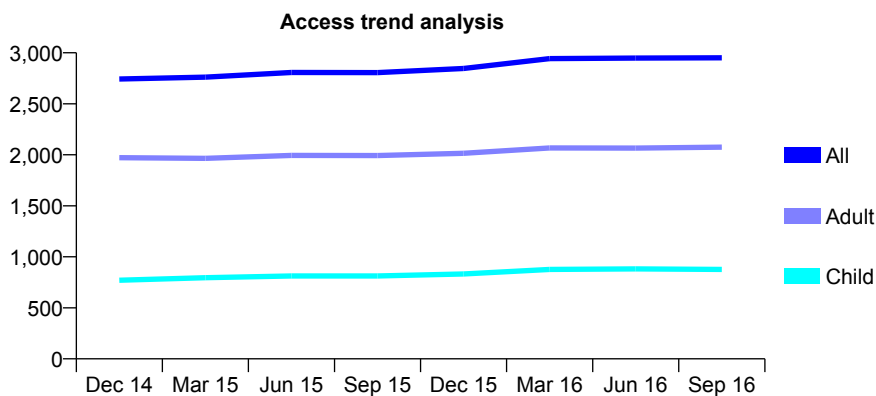
Q61 - Vital Signs At a Glance Contract Report for 148121/0001 - September 2016

Name or company name	Belmont Dental Practice
Contract type name	GDS Contract
Purpose of contract	General
Contract start date	16/04/2007
Contract end date	

16/17 Contracted general activity (UDA)	9,226
Carry forward general activity (UDA)	95
16/17 Contracted orthodontic activity (UOA)	0
Carry forward orthodontic activity (UOA)	0
Baseline contract value	£244,222.59

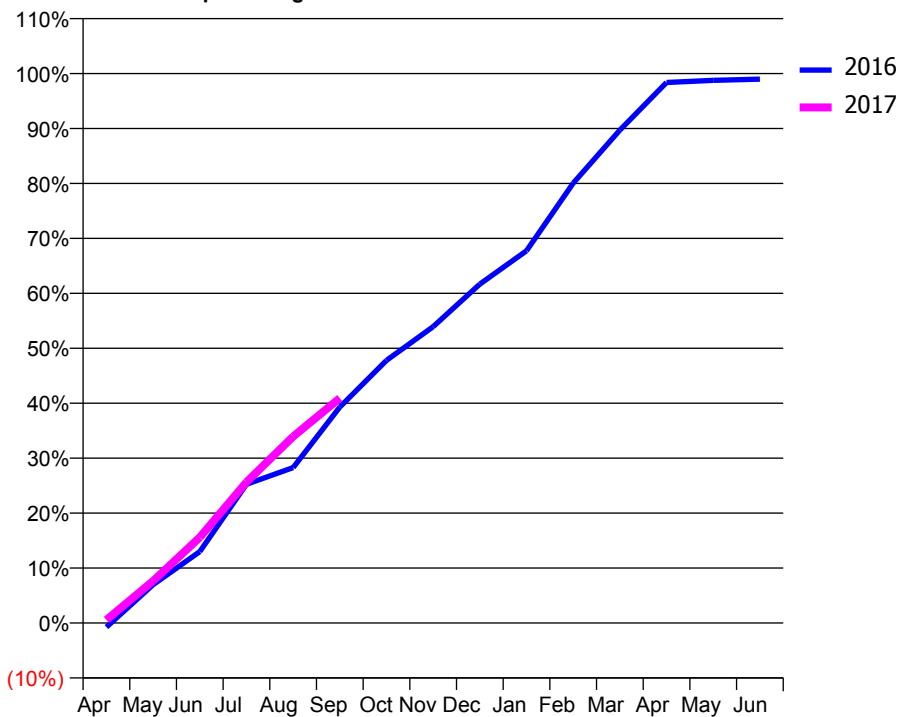
ACCESS*

Patients seen in 24 months	Total	Change since previous quarter
Quarter ending September 2015	2,806	
Quarter ending December 2015	2,847	→
Quarter ending March 2016	2,943	↑
Quarter ending June 2016	2,948	→
Quarter ending September 2016	2,951	→
Variance since September 2015	5.2%	↑



ACTIVITY

Cumulative percentage of contracted UDA delivered 2016 & 2017



Adjusted Scheduled Activity (UDA)

Month	2016	2017
April	-71	52
May	644	707
June	1,200	1,439
July	2,329	2,366
August	2,609	3,130
September	3,626	3,776
October	4,410	
November	4,976	
December	5,689	
January	6,249	
February	7,386	
March	8,277	
April	9,074	
May	9,110	
June	9,131	

QUALITY

	Quantity	Base Number	Contract	AT	Region	England
% of FP17s for the same patient ID Re-attending within 3 months - Children	72	543	13.3%	11.2%	11.8%	12.4%
% of FP17s for the same patient ID Re-attending within 3 months - Adults	240	1,122	21.4%	16.3%	17.1%	16.7%
% of FP17s for the same patient ID Re-attending between 3 & 9 months - Children	159	543	29.3%	41.5%	45.8%	57.4%
% of FP17s for the same patient ID Re-attending between 3 & 9 months - Adults	269	1,122	24.0%	35.0%	37.6%	50.5%
% of FP17s for Band 1 Urgent Courses	275	1,419	19.4%	10.8%	10.6%	9.1%
% of FP17s Relating to Free Repair or Replacements	14	1,419	1.0%	0.5%	0.6%	0.8%
% of FP17s Relating to Continuations	27	1,419	1.9%	0.9%	0.9%	1.3%
% of Patients satisfied with the dentistry they have received	5	5	N/A	89.2%	90.2%	93.2%
% of Patients satisfied with the time they had to wait for an appointment	3	5	N/A	81.5%	83.8%	89.0%

* This is based on patients treated on this contract for their most recent course of treatment. Figures in italics indicate the base number of FP17s or Patient Questionnaire responses are less than 100. N/A is shown where the base number of responses is less than 10 during the period. % is calculated as Quantity/Base number*100

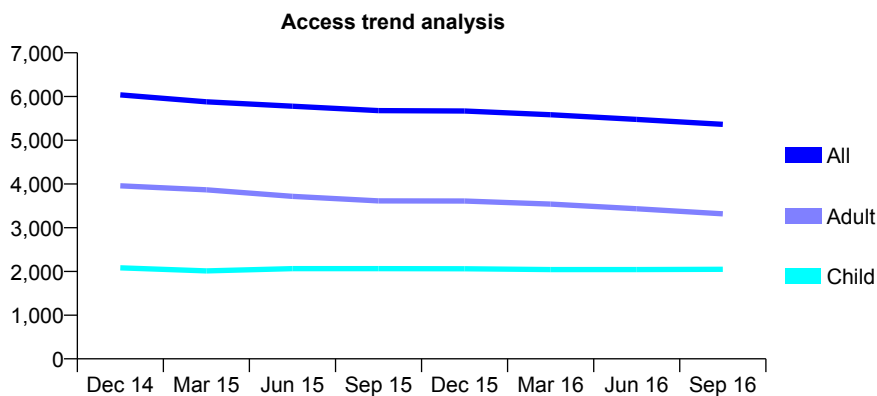
Q61 - Vital Signs At a Glance Contract Report for 149578/0001 - September 2016

Name or company name	Dentasmile Ltd
Contract type name	GDS Contract
Purpose of contract	General
Contract start date	11/11/2012
Contract end date	

16/17 Contracted general activity (UDA)	19,880
Carry forward general activity (UDA)	182
16/17 Contracted orthodontic activity (UOA)	0
Carry forward orthodontic activity (UOA)	0
Baseline contract value	£582,236.95

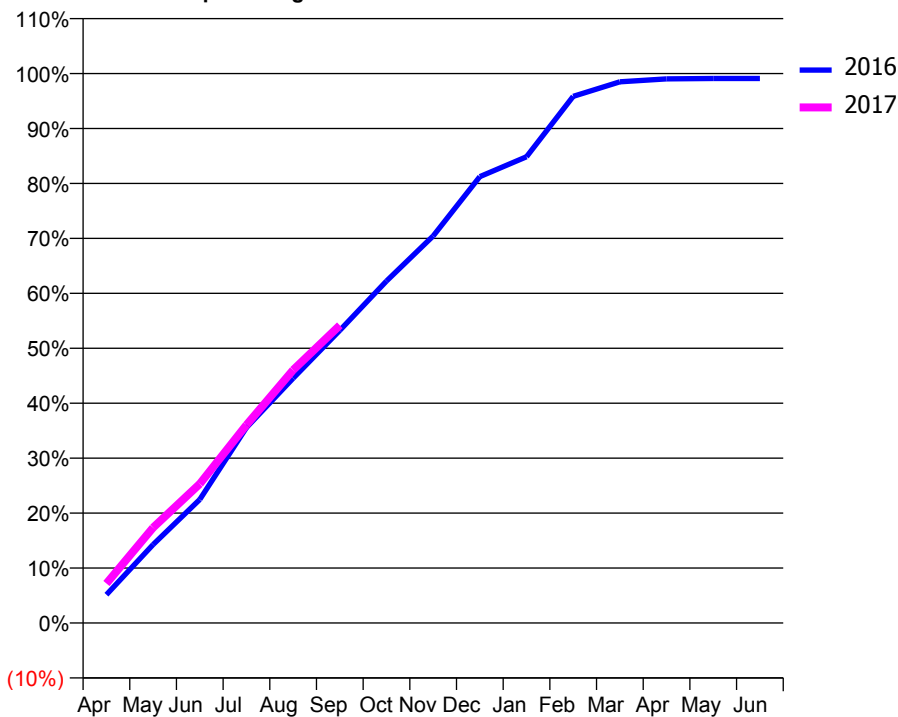
ACCESS*

Patients seen in 24 months	Total	Change since previous quarter
Quarter ending September 2015	5,677	
Quarter ending December 2015	5,670	→
Quarter ending March 2016	5,583	↓
Quarter ending June 2016	5,477	↓
Quarter ending September 2016	5,365	↓
Variance since September 2015	(5.5%)	↓



ACTIVITY

Cumulative percentage of contracted UDA delivered 2016 & 2017



Month	Adjusted Scheduled Activity (UDA)	
	2016	2017
April	1,023	1,429
May	2,841	3,449
June	4,472	5,032
July	7,071	7,169
August	8,854	9,153
September	10,588	10,770
October	12,373	
November	14,001	
December	16,149	
January	16,870	
February	19,053	
March	19,578	
April	19,688	
May	19,698	
June	19,698	

QUALITY

	Quantity	Base Number	Contract	AT	Region	England
% of FP17s for the same patient ID Re-attending within 3 months - Children	107	1,428	7.5%	11.2%	11.8%	12.4%
% of FP17s for the same patient ID Re-attending within 3 months - Adults	275	1,951	14.1%	16.3%	17.1%	16.7%
% of FP17s for the same patient ID Re-attending between 3 & 9 months - Children	556	1,428	38.9%	41.5%	45.8%	57.4%
% of FP17s for the same patient ID Re-attending between 3 & 9 months - Adults	764	1,951	39.2%	35.0%	37.6%	50.5%
% of FP17s for Band 1 Urgent Courses	151	3,345	4.5%	10.8%	10.6%	9.1%
% of FP17s Relating to Free Repair or Replacements	8	3,345	0.2%	0.5%	0.6%	0.8%
% of FP17s Relating to Continuations	5	3,345	0.1%	0.9%	0.9%	1.3%
% of Patients satisfied with the dentistry they have received	2	2	N/A	89.2%	90.2%	93.2%
% of Patients satisfied with the time they had to wait for an appointment	0	2	N/A	81.5%	83.8%	89.0%

* This is based on patients treated on this contract for their most recent course of treatment. Figures in italics indicate the base number of FP17s or Patient Questionnaire responses are less than 100. N/A is shown where the base number of responses is less than 10 during the period. % is calculated as Quantity/Base number*100

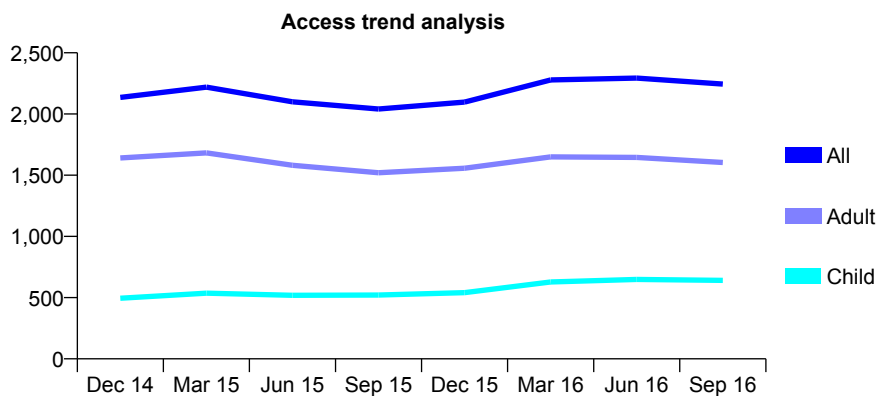
Q61 - Vital Signs At a Glance Contract Report for 150053/0001 - September 2016

Name or company name	Malli and Donnelly Dental Partnership
Contract type name	GDS Contract
Purpose of contract	General
Contract start date	01/07/2010
Contract end date	

16/17 Contracted general activity (UDA)	6,403
Carry forward general activity (UDA)	224
16/17 Contracted orthodontic activity (UOA)	0
Carry forward orthodontic activity (UOA)	0
Baseline contract value	£218,796.19

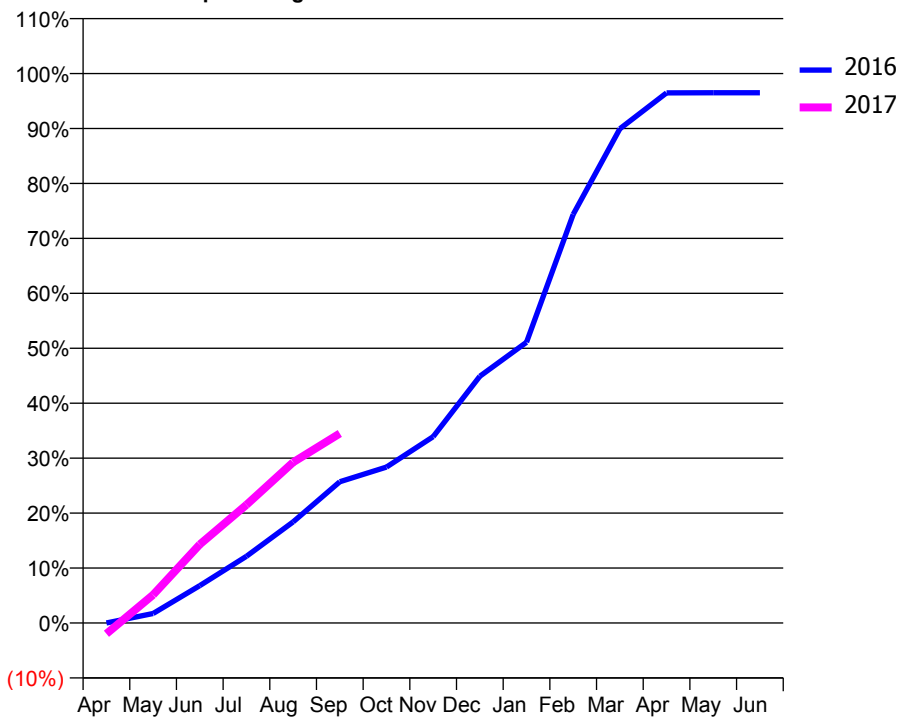
ACCESS*

Patients seen in 24 months	Total	Change since previous quarter
Quarter ending September 2015	2,041	
Quarter ending December 2015	2,098	↑
Quarter ending March 2016	2,278	↑
Quarter ending June 2016	2,294	→
Quarter ending September 2016	2,245	↓
Variance since September 2015	10.0%	↑



ACTIVITY

Cumulative percentage of contracted UDA delivered 2016 & 2017



Month	Adjusted Scheduled Activity (UDA)	
	2016	2017
April	0	-127
May	111	329
June	436	915
July	777	1,378
August	1,179	1,873
September	1,646	2,209
October	1,817	
November	2,172	
December	2,875	
January	3,271	
February	4,761	
March	5,759	
April	6,177	
May	6,179	
June	6,179	

QUALITY

	Quantity	Base Number	Contract	AT	Region	England
% of FP17s for the same patient ID Re-attending within 3 months - Children	30	278	10.8%	11.2%	11.8%	12.4%
% of FP17s for the same patient ID Re-attending within 3 months - Adults	93	720	12.9%	16.3%	17.1%	16.7%
% of FP17s for the same patient ID Re-attending between 3 & 9 months - Children	52	278	18.7%	41.5%	45.8%	57.4%
% of FP17s for the same patient ID Re-attending between 3 & 9 months - Adults	177	720	24.6%	35.0%	37.6%	50.5%
% of FP17s for Band 1 Urgent Courses	90	893	10.1%	10.8%	10.6%	9.1%
% of FP17s Relating to Free Repair or Replacements	3	893	0.3%	0.5%	0.6%	0.8%
% of FP17s Relating to Continuations	2	893	0.2%	0.9%	0.9%	1.3%
% of Patients satisfied with the dentistry they have received	1	1	N/A	89.2%	90.2%	93.2%
% of Patients satisfied with the time they had to wait for an appointment	1	1	N/A	81.5%	83.8%	89.0%

* This is based on patients treated on this contract for their most recent course of treatment. Figures in italics indicate the base number of FP17s or Patient Questionnaire responses are less than 100. N/A is shown where the base number of responses is less than 10 during the period. % is calculated as Quantity/Base number*100

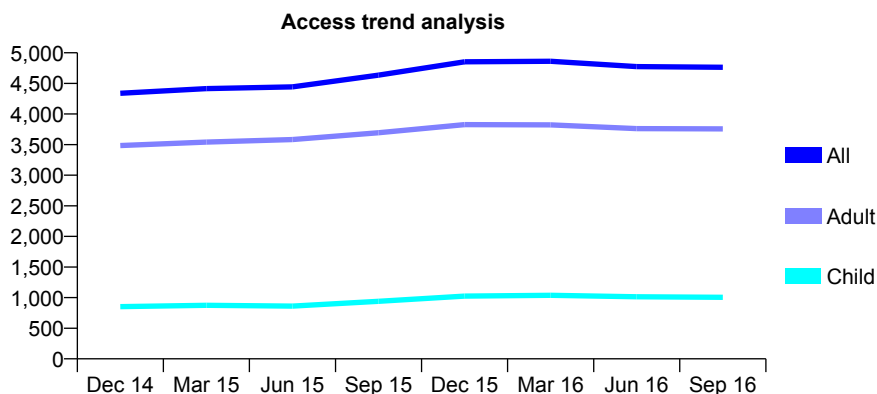
Q61 - Vital Signs At a Glance Contract Report for 150061/0001 - September 2016

Name or company name	The Garden Dental Practice
Contract type name	GDS Contract
Purpose of contract	General
Contract start date	01/07/2008
Contract end date	

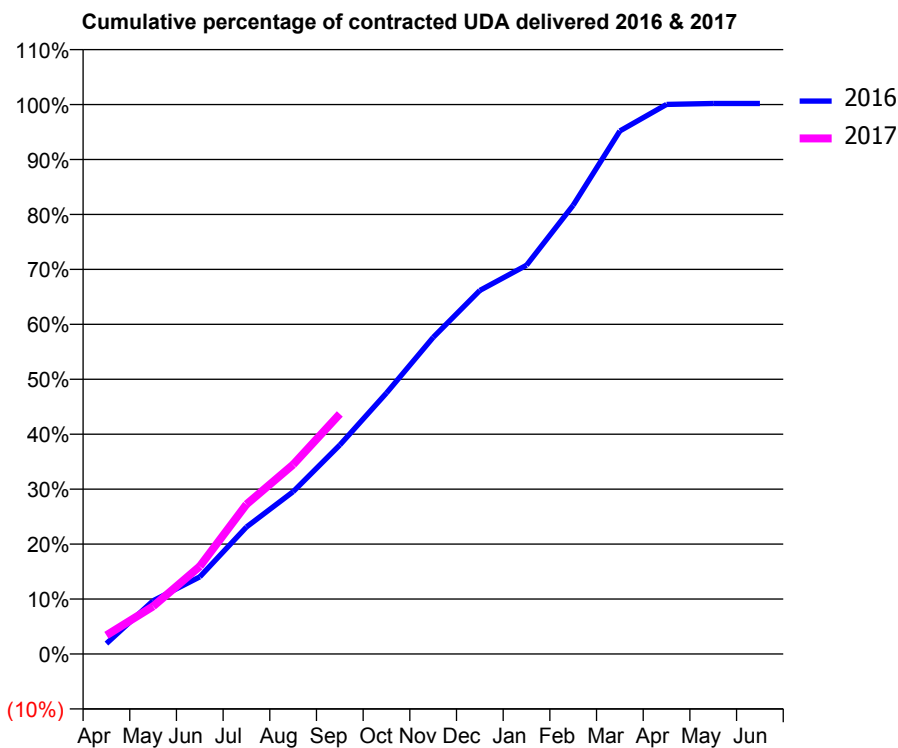
16/17 Contracted general activity (UDA)	14,522
Carry forward general activity (UDA)	-27
16/17 Contracted orthodontic activity (UOA)	0
Carry forward orthodontic activity (UOA)	0
Baseline contract value	£390,906.42

ACCESS*

Patients seen in 24 months	Total	Change since previous quarter
Quarter ending September 2015	4,634	
Quarter ending December 2015	4,852	↑
Quarter ending March 2016	4,862	→
Quarter ending June 2016	4,775	↓
Quarter ending September 2016	4,763	→
Variance since September 2015	2.8%	↑



ACTIVITY



Month	Adjusted Scheduled Activity (UDA)	
	2016	2017
April	275	497
May	1,406	1,259
June	2,038	2,316
July	3,357	3,957
August	4,292	5,007
September	5,523	6,344
October	6,897	
November	8,368	
December	9,610	
January	10,276	
February	11,859	
March	13,825	
April	14,524	
May	14,549	
June	14,549	

QUALITY

	Quantity	Base Number	Contract	AT	Region	England
% of FP17s for the same patient ID Re-attending within 3 months - Children	29	617	4.7%	11.2%	11.8%	12.4%
% of FP17s for the same patient ID Re-attending within 3 months - Adults	95	1,716	5.5%	16.3%	17.1%	16.7%
% of FP17s for the same patient ID Re-attending between 3 & 9 months - Children	288	617	46.7%	41.5%	45.8%	57.4%
% of FP17s for the same patient ID Re-attending between 3 & 9 months - Adults	593	1,716	34.6%	35.0%	37.6%	50.5%
% of FP17s for Band 1 Urgent Courses	247	2,122	11.6%	10.8%	10.6%	9.1%
% of FP17s Relating to Free Repair or Replacements	1	2,122	0.0%	0.5%	0.6%	0.8%
% of FP17s Relating to Continuations	0	2,122	0.0%	0.9%	0.9%	1.3%
% of Patients satisfied with the dentistry they have received	0	0	N/A	89.2%	90.2%	93.2%
% of Patients satisfied with the time they had to wait for an appointment	0	0	N/A	81.5%	83.8%	89.0%

* This is based on patients treated on this contract for their most recent course of treatment. Figures in italics indicate the base number of FP17s or Patient Questionnaire responses are less than 100. N/A is shown where the base number of responses is less than 10 during the period. % is calculated as Quantity/Base number*100

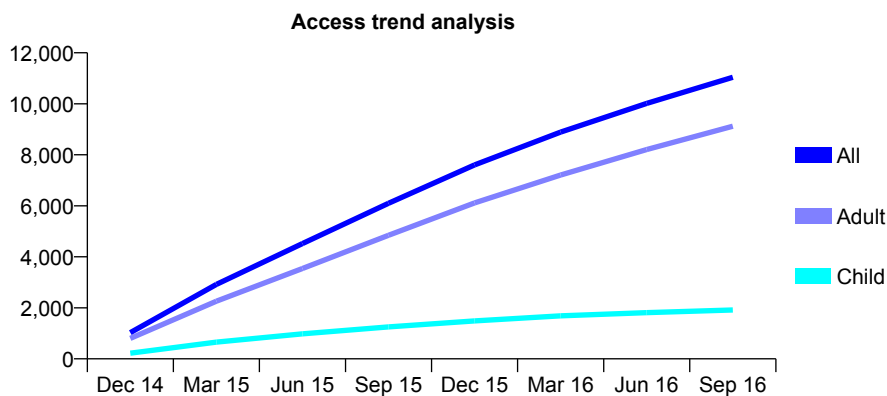
Q61 - Vital Signs At a Glance Contract Report for 150525/0001 - September 2016

Name or company name	The Nightingale Clinic
Contract type name	GDS Contract
Purpose of contract	General
Contract start date	05/09/2014
Contract end date	

16/17 Contracted general activity (UDA)	25,573
Carry forward general activity (UDA)	-210
16/17 Contracted orthodontic activity (UOA)	0
Carry forward orthodontic activity (UOA)	0
Baseline contract value	£1,515,742.57

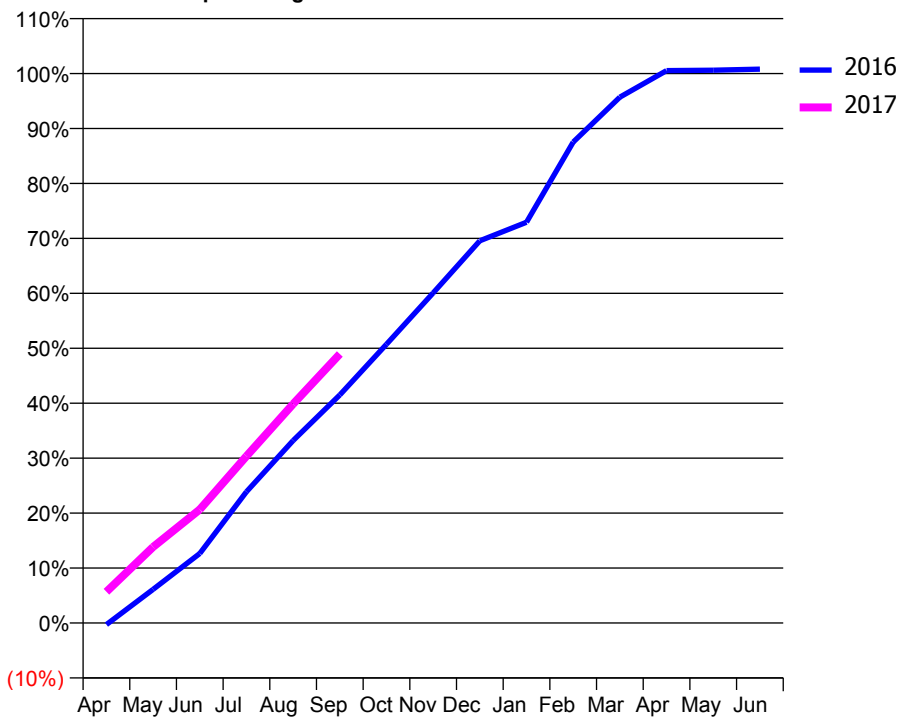
ACCESS*

Patients seen in 24 months	Total	Change since previous quarter
Quarter ending September 2015	6,097	
Quarter ending December 2015	7,607	↑
Quarter ending March 2016	8,891	↑
Quarter ending June 2016	10,016	↑
Quarter ending September 2016	11,039	↑
Variance since September 2015	81.1%	↑



ACTIVITY

Cumulative percentage of contracted UDA delivered 2016 & 2017



Month	Adjusted Scheduled Activity (UDA)	
	2016	2017
April	-79	1,453
May	1,568	3,540
June	3,239	5,284
July	6,109	7,769
August	8,494	10,193
September	10,613	12,518
October	12,970	
November	15,359	
December	17,789	
January	18,651	
February	22,380	
March	24,475	
April	25,708	
May	25,729	
June	25,779	

QUALITY

	Quantity	Base Number	Contract	AT	Region	England
% of FP17s for the same patient ID Re-attending within 3 months - Children	18	866	2.1%	11.2%	11.8%	12.4%
% of FP17s for the same patient ID Re-attending within 3 months - Adults	127	4,132	3.1%	16.3%	17.1%	16.7%
% of FP17s for the same patient ID Re-attending between 3 & 9 months - Children	12	866	1.4%	41.5%	45.8%	57.4%
% of FP17s for the same patient ID Re-attending between 3 & 9 months - Adults	39	4,132	0.9%	35.0%	37.6%	50.5%
% of FP17s for Band 1 Urgent Courses	5	4,418	0.1%	10.8%	10.6%	9.1%
% of FP17s Relating to Free Repair or Replacements	0	4,418	0.0%	0.5%	0.6%	0.8%
% of FP17s Relating to Continuations	35	4,418	0.8%	0.9%	0.9%	1.3%
% of Patients satisfied with the dentistry they have received	4	4	N/A	89.2%	90.2%	93.2%
% of Patients satisfied with the time they had to wait for an appointment	2	4	N/A	81.5%	83.8%	89.0%

* This is based on patients treated on this contract for their most recent course of treatment. Figures in italics indicate the base number of FP17s or Patient Questionnaire responses are less than 100. N/A is shown where the base number of responses is less than 10 during the period. % is calculated as Quantity/Base number*100

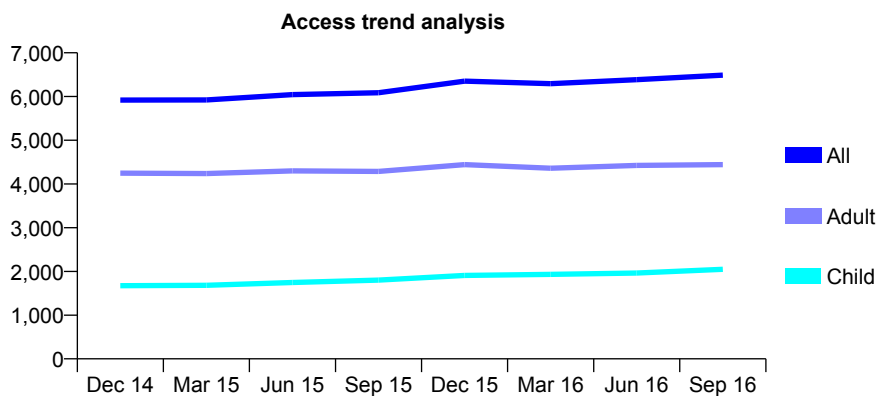
Q61 - Vital Signs At a Glance Contract Report for 151297/0001 - September 2016

Name or company name	Newham Family Dental Care Ltd
Contract type name	GDS Contract
Purpose of contract	General
Contract start date	01/04/2009
Contract end date	

16/17 Contracted general activity (UDA)	17,579
Carry forward general activity (UDA)	0
16/17 Contracted orthodontic activity (UOA)	0
Carry forward orthodontic activity (UOA)	0
Baseline contract value	£451,394.98

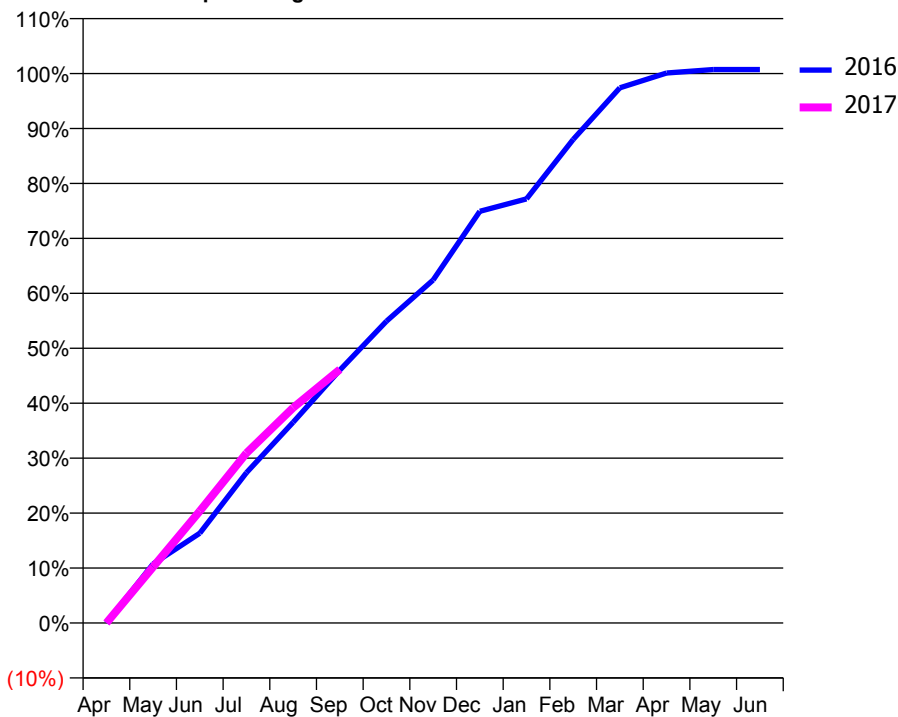
ACCESS*

Patients seen in 24 months	Total	Change since previous quarter
Quarter ending September 2015	6,088	
Quarter ending December 2015	6,351	↑
Quarter ending March 2016	6,293	→
Quarter ending June 2016	6,386	→
Quarter ending September 2016	6,489	→
Variance since September 2015	6.6%	↑



ACTIVITY

Cumulative percentage of contracted UDA delivered 2016 & 2017



Month	Adjusted Scheduled Activity (UDA)	
	2016	2017
April	3	0
May	1,892	1,794
June	2,874	3,582
July	4,810	5,438
August	6,423	6,889
September	8,091	8,113
October	9,654	
November	10,974	
December	13,172	
January	13,566	
February	15,471	
March	17,122	
April	17,593	
May	17,708	
June	17,705	

QUALITY

	Quantity	Base Number	Contract	AT	Region	England
% of FP17s for the same patient ID Re-attending within 3 months - Children	85	988	8.6%	11.2%	11.8%	12.4%
% of FP17s for the same patient ID Re-attending within 3 months - Adults	277	1,962	14.1%	16.3%	17.1%	16.7%
% of FP17s for the same patient ID Re-attending between 3 & 9 months - Children	248	988	25.1%	41.5%	45.8%	57.4%
% of FP17s for the same patient ID Re-attending between 3 & 9 months - Adults	451	1,962	23.0%	35.0%	37.6%	50.5%
% of FP17s for Band 1 Urgent Courses	623	2,733	22.8%	10.8%	10.6%	9.1%
% of FP17s Relating to Free Repair or Replacements	15	2,733	0.5%	0.5%	0.6%	0.8%
% of FP17s Relating to Continuations	3	2,733	0.1%	0.9%	0.9%	1.3%
% of Patients satisfied with the dentistry they have received	4	4	N/A	89.2%	90.2%	93.2%
% of Patients satisfied with the time they had to wait for an appointment	4	4	N/A	81.5%	83.8%	89.0%

* This is based on patients treated on this contract for their most recent course of treatment. Figures in italics indicate the base number of FP17s or Patient Questionnaire responses are less than 100. N/A is shown where the base number of responses is less than 10 during the period. % is calculated as Quantity/Base number*100

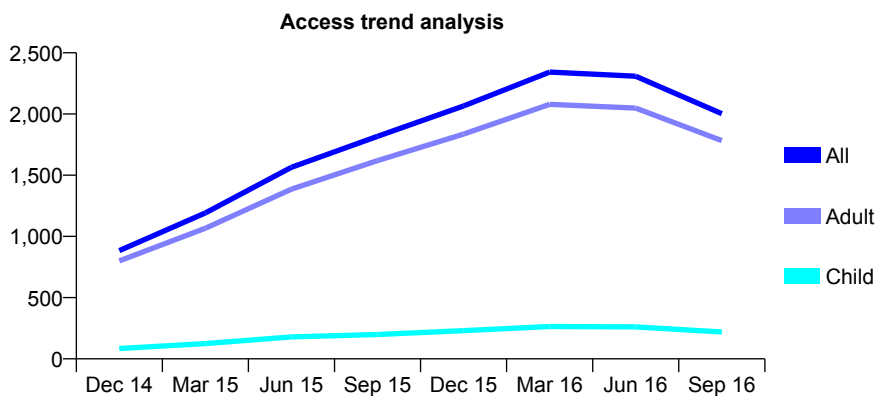
Q61 - Vital Signs At a Glance Contract Report for 151297/0002 - September 2016

Name or company name	Newham Family Dental Care Ltd
Contract type name	PDS Contract
Purpose of contract	General
Contract start date	01/04/2014
Contract end date	

16/17 Contracted general activity (UDA)	3,885
Carry forward general activity (UDA)	0
16/17 Contracted orthodontic activity (UOA)	0
Carry forward orthodontic activity (UOA)	0
Baseline contract value	£177,234.31

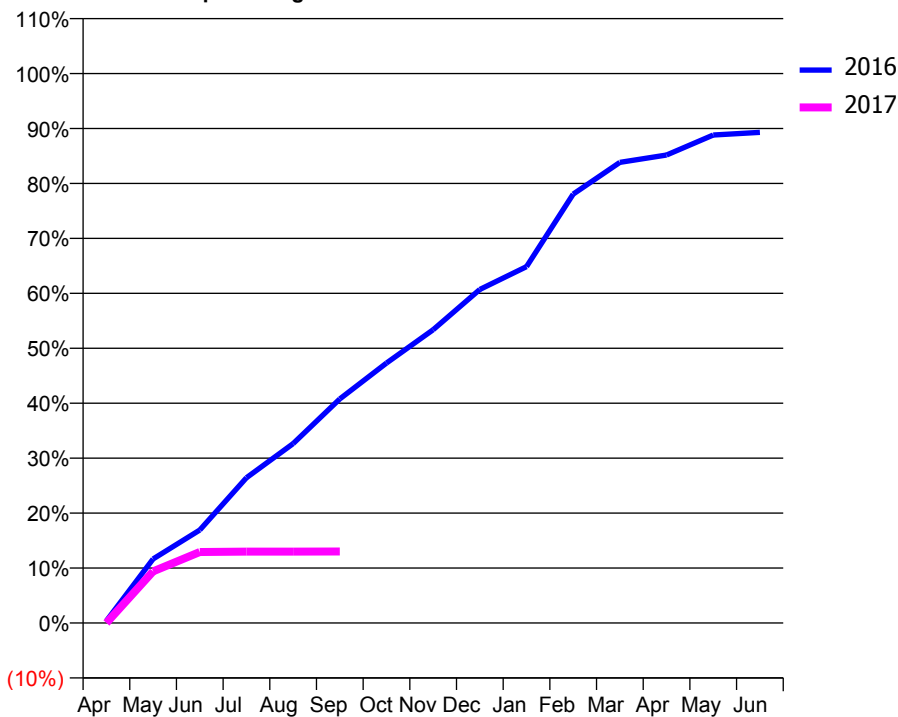
ACCESS*

Patients seen in 24 months	Total	Change since previous quarter
Quarter ending September 2015	1,818	
Quarter ending December 2015	2,066	↑
Quarter ending March 2016	2,343	↑
Quarter ending June 2016	2,309	↓
Quarter ending September 2016	2,003	↓
Variance since September 2015	10.2%	↑



ACTIVITY

Cumulative percentage of contracted UDA delivered 2016 & 2017



Adjusted Scheduled Activity (UDA)

Month	2016	2017
April	16	0
May	453	365
June	658	502
July	1,027	505
August	1,269	505
September	1,585	506
October	1,838	
November	2,074	
December	2,358	
January	2,520	
February	3,032	
March	3,257	
April	3,308	
May	3,450	
June	3,469	

QUALITY

	Quantity	Base Number	Contract	AT	Region	England
% of FP17s for the same patient ID Re-attending within 3 months - Children	0	79	0.0%	11.2%	11.8%	12.4%
% of FP17s for the same patient ID Re-attending within 3 months - Adults	15	518	2.9%	16.3%	17.1%	16.7%
% of FP17s for the same patient ID Re-attending between 3 & 9 months - Children	0	79	0.0%	41.5%	45.8%	57.4%
% of FP17s for the same patient ID Re-attending between 3 & 9 months - Adults	8	518	1.5%	35.0%	37.6%	50.5%
% of FP17s for Band 1 Urgent Courses	418	420	99.5%	10.8%	10.6%	9.1%
% of FP17s Relating to Free Repair or Replacements	0	420	0.0%	0.5%	0.6%	0.8%
% of FP17s Relating to Continuations	0	420	0.0%	0.9%	0.9%	1.3%
% of Patients satisfied with the dentistry they have received	1	1	N/A	89.2%	90.2%	93.2%
% of Patients satisfied with the time they had to wait for an appointment	1	1	N/A	81.5%	83.8%	89.0%

* This is based on patients treated on this contract for their most recent course of treatment. Figures in italics indicate the base number of FP17s or Patient Questionnaire responses are less than 100. N/A is shown where the base number of responses is less than 10 during the period. % is calculated as Quantity/Base number*100

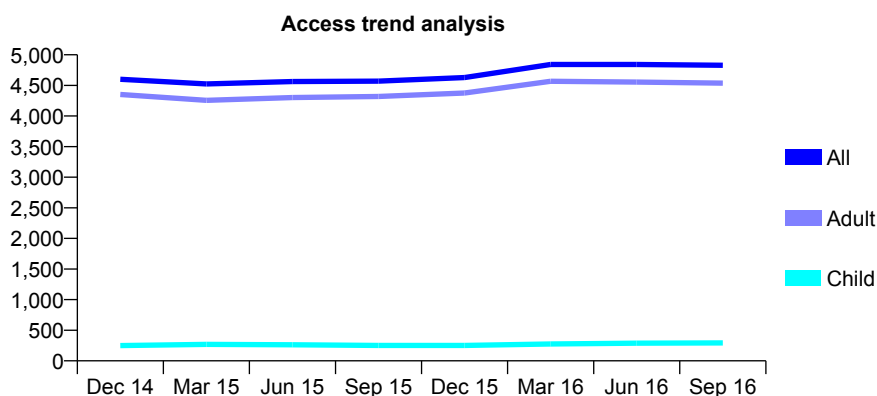
Q61 - Vital Signs At a Glance Contract Report for 152935/0001 - September 2016

Name or company name	Kentish Town Urgent Dental Centre Islington
Contract type name	PDS Contract
Purpose of contract	General
Contract start date	01/12/2009
Contract end date	30/11/2019

16/17 Contracted general activity (UDA)	6,000
Carry forward general activity (UDA)	-120
16/17 Contracted orthodontic activity (UOA)	0
Carry forward orthodontic activity (UOA)	0
Baseline contract value	£192,311.44

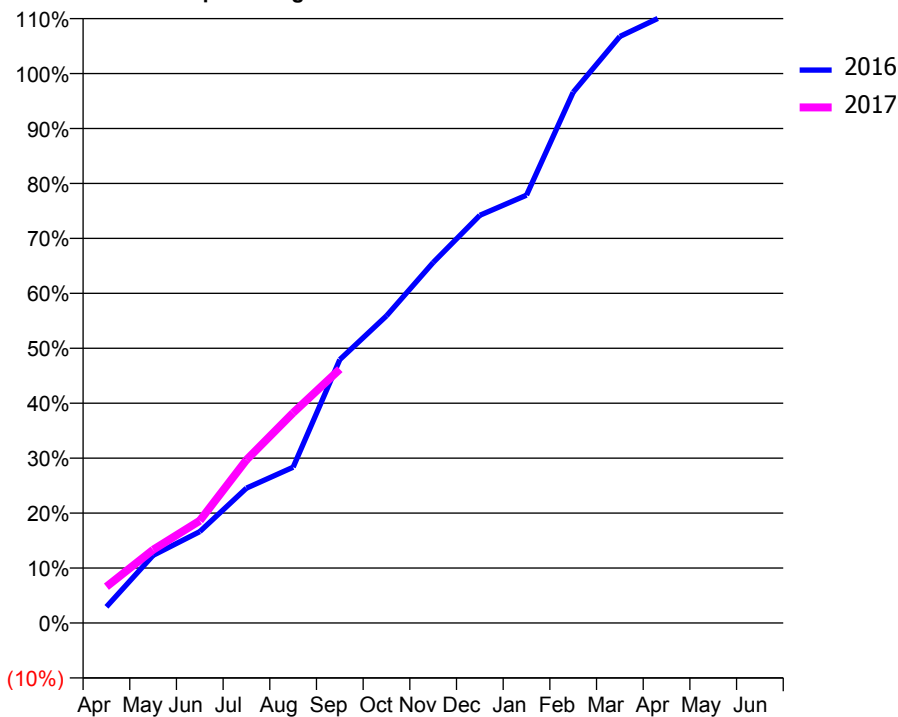
ACCESS*

Patients seen in 24 months	Total	Change since previous quarter
Quarter ending September 2015	4,570	
Quarter ending December 2015	4,628	→
Quarter ending March 2016	4,843	↑
Quarter ending June 2016	4,842	→
Quarter ending September 2016	4,828	→
Variance since September 2015	5.6%	↑



ACTIVITY

Cumulative percentage of contracted UDA delivered 2016 & 2017



Month	Adjusted Scheduled Activity (UDA)	
	2016	2017
April	176	397
May	739	800
June	998	1,118
July	1,473	1,782
August	1,701	2,296
September	2,877	2,772
October	3,354	
November	3,936	
December	4,452	
January	4,671	
February	5,796	
March	6,405	
April	6,646	
May	6,646	
June	6,651	

QUALITY

	Quantity	Base Number	Contract	AT	Region	England
% of FP17s for the same patient ID Re-attending within 3 months - Children	5	190	2.6%	11.2%	11.8%	12.4%
% of FP17s for the same patient ID Re-attending within 3 months - Adults	101	2,229	4.5%	16.3%	17.1%	16.7%
% of FP17s for the same patient ID Re-attending between 3 & 9 months - Children	1	190	0.5%	41.5%	45.8%	57.4%
% of FP17s for the same patient ID Re-attending between 3 & 9 months - Adults	61	2,229	2.7%	35.0%	37.6%	50.5%
% of FP17s for Band 1 Urgent Courses	2,203	2,213	99.5%	10.8%	10.6%	9.1%
% of FP17s Relating to Free Repair or Replacements	1	2,213	0.0%	0.5%	0.6%	0.8%
% of FP17s Relating to Continuations	0	2,213	0.0%	0.9%	0.9%	1.3%
% of Patients satisfied with the dentistry they have received	1	1	N/A	89.2%	90.2%	93.2%
% of Patients satisfied with the time they had to wait for an appointment	1	1	N/A	81.5%	83.8%	89.0%

* This is based on patients treated on this contract for their most recent course of treatment. Figures in italics indicate the base number of FP17s or Patient Questionnaire responses are less than 100. N/A is shown where the base number of responses is less than 10 during the period. % is calculated as Quantity/Base number*100

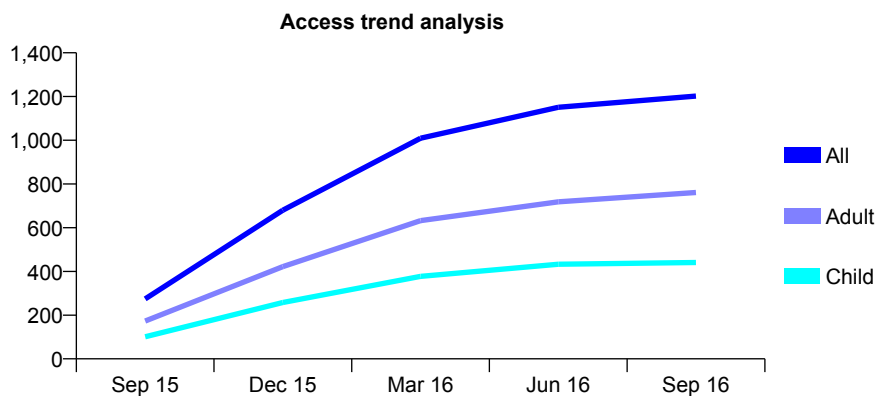
Q61 - Vital Signs At a Glance Contract Report for 153338/0001 - September 2016

Name or company name	Orchard Dental Practice
Contract type name	GDS Contract
Purpose of contract	General
Contract start date	01/07/2015
Contract end date	

16/17 Contracted general activity (UDA)	4,645
Carry forward general activity (UDA)	-93
16/17 Contracted orthodontic activity (UOA)	0
Carry forward orthodontic activity (UOA)	0
Baseline contract value	£162,553.45

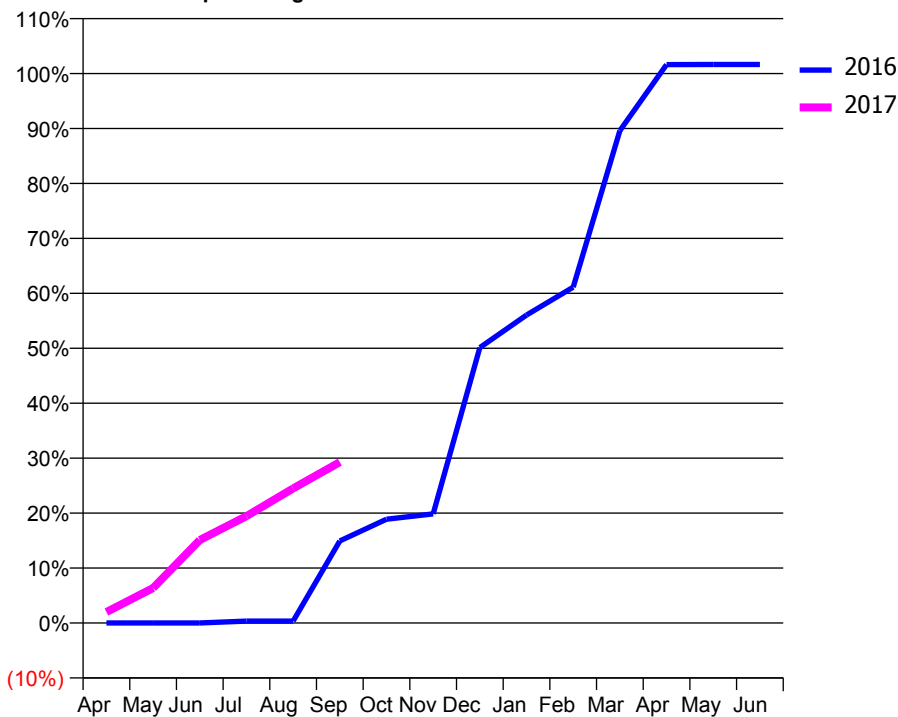
ACCESS*

Patients seen in 24 months	Total	Change since previous quarter
Quarter ending September 2015	274	
Quarter ending December 2015	680	↑
Quarter ending March 2016	1,009	↑
Quarter ending June 2016	1,151	↑
Quarter ending September 2016	1,202	↑
Variance since September 2015	338.7%	↑



ACTIVITY

Cumulative percentage of contracted UDA delivered 2016 & 2017



Adjusted Scheduled Activity (UDA)

Month	2016	2017
April	0	93
May	0	296
June	0	702
July	12	903
August	12	1,138
September	521	1,360
October	658	
November	692	
December	1,746	
January	1,953	
February	2,129	
March	3,122	
April	3,540	
May	3,541	
June	3,541	

QUALITY

	Quantity	Base Number	Contract	AT	Region	England
% of FP17s for the same patient ID Re-attending within 3 months - Children	11	236	4.7%	11.2%	11.8%	12.4%
% of FP17s for the same patient ID Re-attending within 3 months - Adults	70	414	16.9%	16.3%	17.1%	16.7%
% of FP17s for the same patient ID Re-attending between 3 & 9 months - Children	79	236	33.5%	41.5%	45.8%	57.4%
% of FP17s for the same patient ID Re-attending between 3 & 9 months - Adults	107	414	25.8%	35.0%	37.6%	50.5%
% of FP17s for Band 1 Urgent Courses	97	511	19.0%	10.8%	10.6%	9.1%
% of FP17s Relating to Free Repair or Replacements	8	511	1.6%	0.5%	0.6%	0.8%
% of FP17s Relating to Continuations	0	511	0.0%	0.9%	0.9%	1.3%
% of Patients satisfied with the dentistry they have received	0	1	N/A	89.2%	90.2%	93.2%
% of Patients satisfied with the time they had to wait for an appointment	1	1	N/A	81.5%	83.8%	89.0%

* This is based on patients treated on this contract for their most recent course of treatment. Figures in italics indicate the base number of FP17s or Patient Questionnaire responses are less than 100. N/A is shown where the base number of responses is less than 10 during the period. % is calculated as Quantity/Base number*100

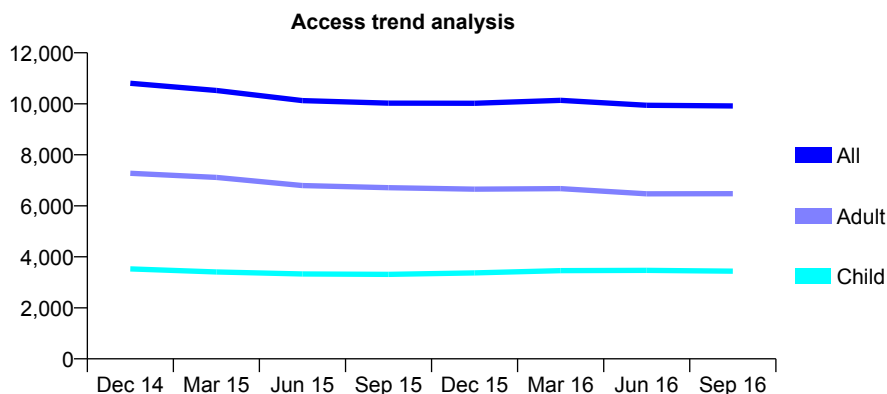
Q61 - Vital Signs At a Glance Contract Report for 153710/0001 - September 2016

Name or company name	Inspire Dental Dagenham Ltd
Contract type name	GDS Contract
Purpose of contract	General and Orthodontic
Contract start date	01/12/2007
Contract end date	

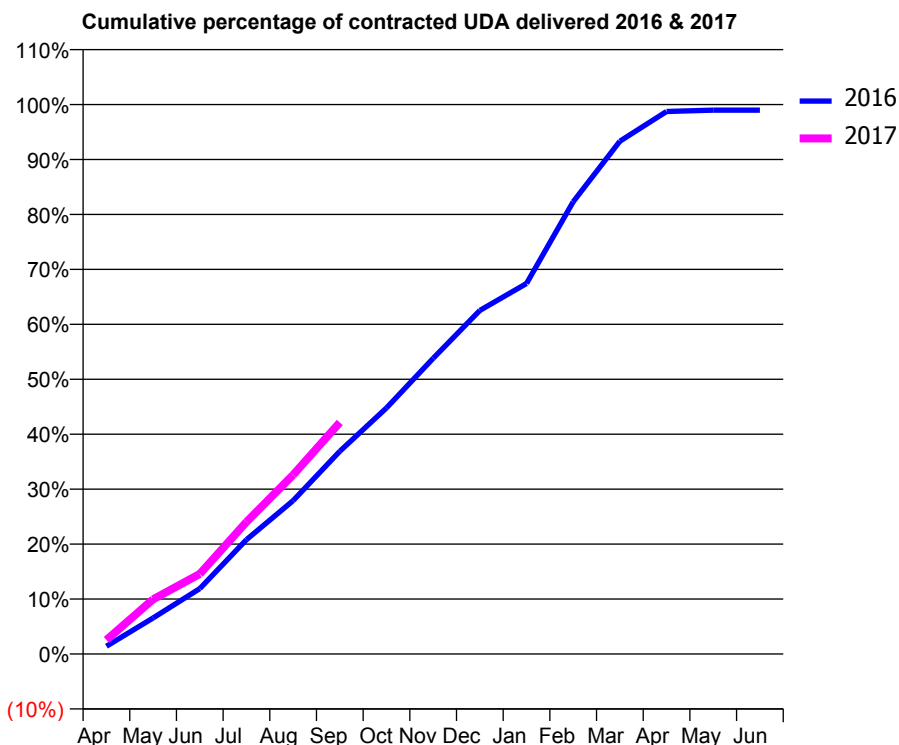
16/17 Contracted general activity (UDA)	28,268
Carry forward general activity (UDA)	288
16/17 Contracted orthodontic activity (UOA)	2,513
Carry forward orthodontic activity (UOA)	-50
Baseline contract value	£920,464.68

ACCESS*

Patients seen in 24 months	Total	Change since previous quarter
Quarter ending September 2015	10,024	
Quarter ending December 2015	10,021	→
Quarter ending March 2016	10,134	→
Quarter ending June 2016	9,944	↓
Quarter ending September 2016	9,918	→
Variance since September 2015	(1.1%)	↓



ACTIVITY



Month	Adjusted Scheduled Activity (UDA)	
	2016	2017
April	404	725
May	1,859	2,818
June	3,362	4,121
July	5,881	6,792
August	7,893	9,214
September	10,429	11,914
October	12,661	
November	15,213	
December	17,672	
January	19,058	
February	23,265	
March	26,382	
April	27,912	
May	27,977	
June	27,980	

QUALITY

	Quantity	Base Number	Contract	AT	Region	England
% of FP17s for the same patient ID Re-attending within 3 months - Children	142	2,040	7.0%	11.2%	11.8%	12.4%
% of FP17s for the same patient ID Re-attending within 3 months - Adults	395	3,128	12.6%	16.3%	17.1%	16.7%
% of FP17s for the same patient ID Re-attending between 3 & 9 months - Children	762	2,040	37.4%	41.5%	45.8%	57.4%
% of FP17s for the same patient ID Re-attending between 3 & 9 months - Adults	990	3,128	31.6%	35.0%	37.6%	50.5%
% of FP17s for Band 1 Urgent Courses	410	4,530	9.1%	10.8%	10.6%	9.1%
% of FP17s Relating to Free Repair or Replacements	21	4,530	0.5%	0.5%	0.6%	0.8%
% of FP17s Relating to Continuations	35	4,530	0.8%	0.9%	0.9%	1.3%
% of Patients satisfied with the dentistry they have received	6	7	N/A	89.2%	90.2%	93.2%
% of Patients satisfied with the time they had to wait for an appointment	6	7	N/A	81.5%	83.8%	89.0%

* This is based on patients treated on this contract for their most recent course of treatment. Figures in italics indicate the base number of FP17s or Patient Questionnaire responses are less than 100. N/A is shown where the base number of responses is less than 10 during the period. % is calculated as Quantity/Base number*100

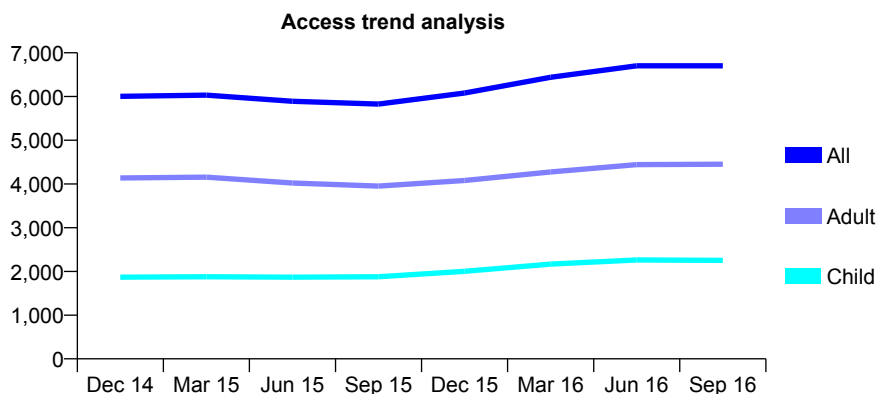
Q61 - Vital Signs At a Glance Contract Report for 155683/0001 - September 2016

Name or company name	Preventdent Limited
Contract type name	PDS Contract
Purpose of contract	General
Contract start date	01/04/2009
Contract end date	18/08/2016

16/17 Contracted general activity (UDA)	5,688
Carry forward general activity (UDA)	0
16/17 Contracted orthodontic activity (UOA)	0
Carry forward orthodontic activity (UOA)	0
Baseline contract value	£210,563.04

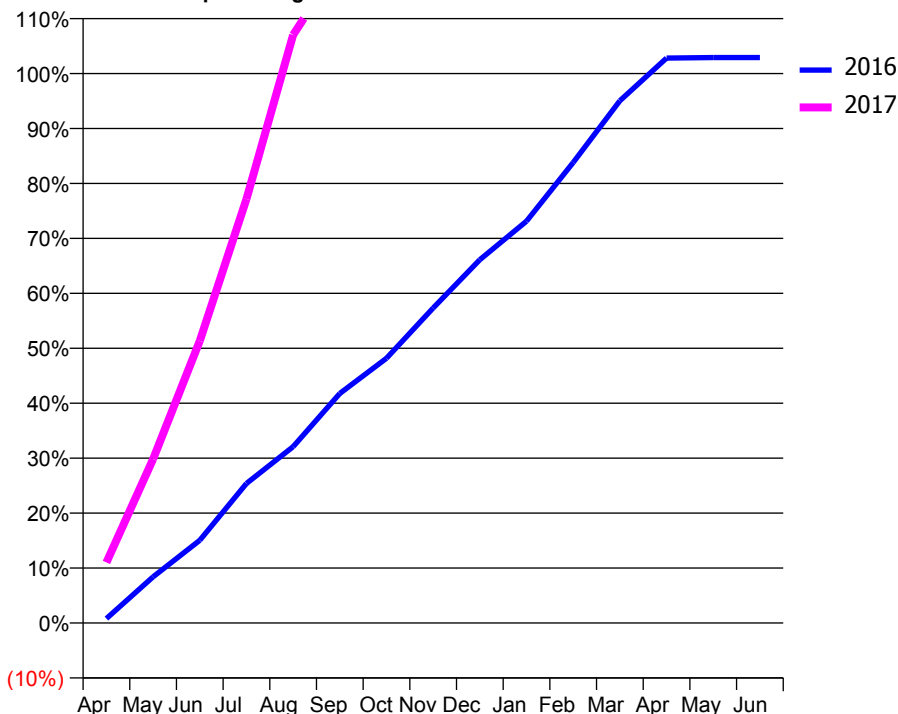
ACCESS*

Patients seen in 24 months	Total	Change since previous quarter
Quarter ending September 2015	5,828	
Quarter ending December 2015	6,081	↑
Quarter ending March 2016	6,441	↑
Quarter ending June 2016	6,703	↑
Quarter ending September 2016	6,704	→
Variance since September 2015	15.0%	↑



ACTIVITY

Cumulative percentage of contracted UDA delivered 2016 & 2017



Adjusted Scheduled Activity (UDA)

Month	2016	2017
April	121	628
May	1,253	1,697
June	2,242	2,921
July	3,784	4,389
August	4,782	6,088
September	6,224	6,826
October	7,179	
November	8,544	
December	9,849	
January	10,895	
February	12,487	
March	14,161	
April	15,320	
May	15,333	
June	15,334	

QUALITY

	Quantity	Base Number	Contract	AT	Region	England
% of FP17s for the same patient ID Re-attending within 3 months - Children	137	1,383	9.9%	11.2%	11.8%	12.4%
% of FP17s for the same patient ID Re-attending within 3 months - Adults	502	2,736	18.3%	16.3%	17.1%	16.7%
% of FP17s for the same patient ID Re-attending between 3 & 9 months - Children	530	1,383	38.3%	41.5%	45.8%	57.4%
% of FP17s for the same patient ID Re-attending between 3 & 9 months - Adults	734	2,736	26.8%	35.0%	37.6%	50.5%
% of FP17s for Band 1 Urgent Courses	482	3,207	15.0%	10.8%	10.6%	9.1%
% of FP17s Relating to Free Repair or Replacements	12	3,207	0.4%	0.5%	0.6%	0.8%
% of FP17s Relating to Continuations	55	3,207	1.7%	0.9%	0.9%	1.3%
% of Patients satisfied with the dentistry they have received	0	1	N/A	89.2%	90.2%	93.2%
% of Patients satisfied with the time they had to wait for an appointment	0	1	N/A	81.5%	83.8%	89.0%

* This is based on patients treated on this contract for their most recent course of treatment. Figures in italics indicate the base number of FP17s or Patient Questionnaire responses are less than 100. N/A is shown where the base number of responses is less than 10 during the period. % is calculated as Quantity/Base number*100

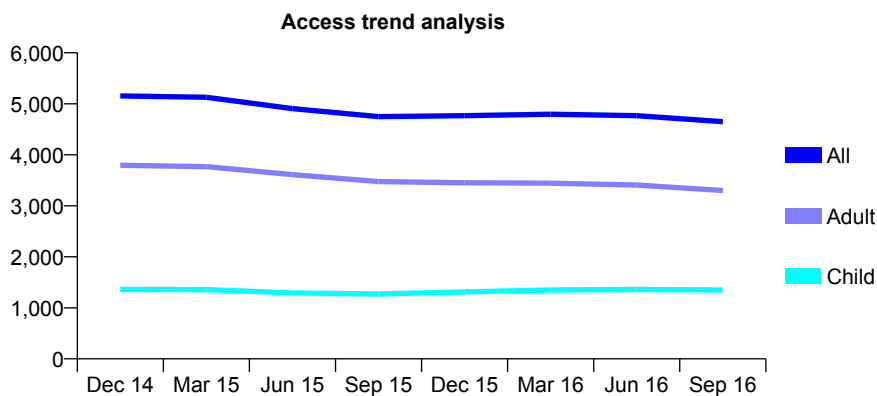
Q61 - Vital Signs At a Glance Contract Report for 158615/0001 - September 2016

Name or company name	Mr R NAidu and Mrs P Naidu
Contract type name	GDS Contract
Purpose of contract	General
Contract start date	01/04/2010
Contract end date	

16/17 Contracted general activity (UDA)	12,066
Carry forward general activity (UDA)	267
16/17 Contracted orthodontic activity (UOA)	0
Carry forward orthodontic activity (UOA)	0
Baseline contract value	£325,986.59

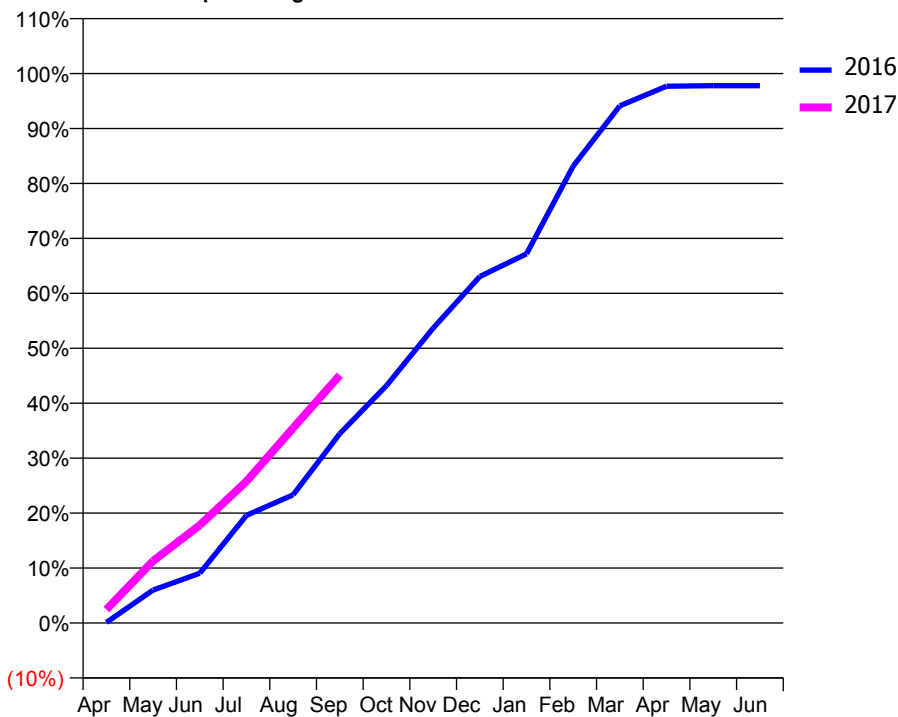
ACCESS*

Patients seen in 24 months	Total	Change since previous quarter
Quarter ending September 2015	4,748	
Quarter ending December 2015	4,767	→
Quarter ending March 2016	4,795	→
Quarter ending June 2016	4,768	→
Quarter ending September 2016	4,650	↓
Variance since September 2015	(2.1%)	↓



ACTIVITY

Cumulative percentage of contracted UDA delivered 2016 & 2017



Adjusted Scheduled Activity (UDA)

Month	2016	2017
April	12	298
May	725	1,363
June	1,093	2,148
July	2,365	3,110
August	2,816	4,283
September	4,159	5,442
October	5,213	
November	6,477	
December	7,609	
January	8,105	
February	10,032	
March	11,356	
April	11,786	
May	11,800	
June	11,799	

QUALITY

	Quantity	Base Number	Contract	AT	Region	England
% of FP17s for the same patient ID Re-attending within 3 months - Children	96	924	10.4%	11.2%	11.8%	12.4%
% of FP17s for the same patient ID Re-attending within 3 months - Adults	237	1,895	12.5%	16.3%	17.1%	16.7%
% of FP17s for the same patient ID Re-attending between 3 & 9 months - Children	489	924	52.9%	41.5%	45.8%	57.4%
% of FP17s for the same patient ID Re-attending between 3 & 9 months - Adults	1,008	1,895	53.2%	35.0%	37.6%	50.5%
% of FP17s for Band 1 Urgent Courses	192	2,626	7.3%	10.8%	10.6%	9.1%
% of FP17s Relating to Free Repair or Replacements	20	2,626	0.8%	0.5%	0.6%	0.8%
% of FP17s Relating to Continuations	36	2,626	1.4%	0.9%	0.9%	1.3%
% of Patients satisfied with the dentistry they have received	3	4	N/A	89.2%	90.2%	93.2%
% of Patients satisfied with the time they had to wait for an appointment	3	4	N/A	81.5%	83.8%	89.0%

* This is based on patients treated on this contract for their most recent course of treatment. Figures in italics indicate the base number of FP17s or Patient Questionnaire responses are less than 100. N/A is shown where the base number of responses is less than 10 during the period. % is calculated as Quantity/Base number*100

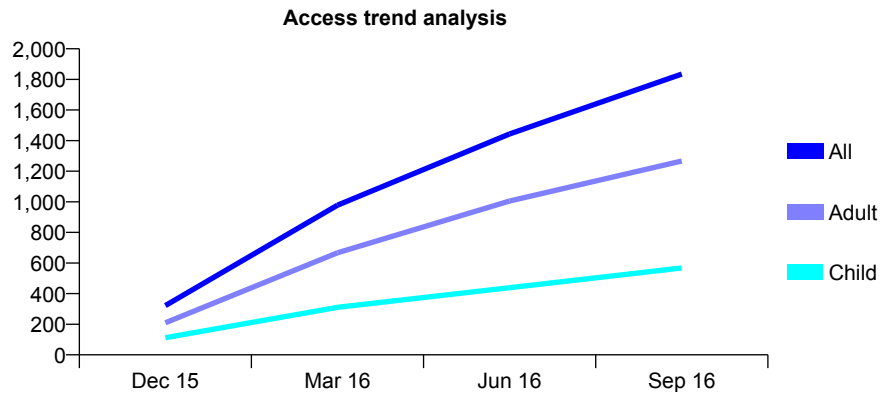
Q61 - Vital Signs At a Glance Contract Report for 158860/0001 - September 2016

Name or company name	Ashish Patel
Contract type name	GDS Contract
Purpose of contract	General
Contract start date	01/11/2015
Contract end date	

16/17 Contracted general activity (UDA)	6,902
Carry forward general activity (UDA)	0
16/17 Contracted orthodontic activity (UOA)	0
Carry forward orthodontic activity (UOA)	0
Baseline contract value	£274,756.72

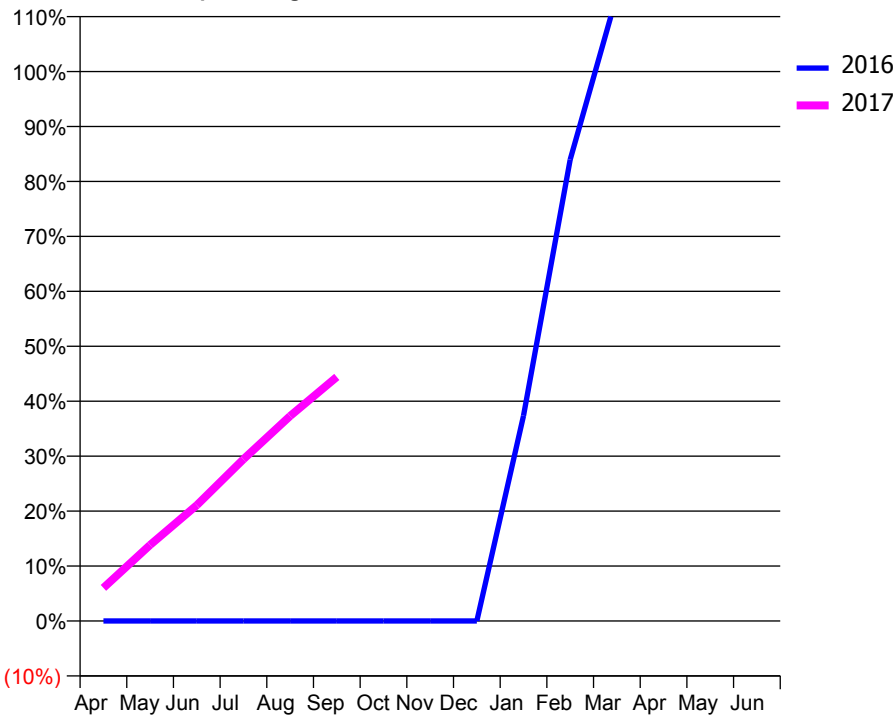
ACCESS*

Patients seen in 24 months	Total	Change since previous quarter
Quarter ending September 2015	0	
Quarter ending December 2015	322	↑
Quarter ending March 2016	978	↑
Quarter ending June 2016	1,444	↑
Quarter ending September 2016	1,835	↑
Variance since September 2015	N/A	



ACTIVITY

Cumulative percentage of contracted UDA delivered 2016 & 2017



Month	Adjusted Scheduled Activity (UDA)	
	2016	2017
April	0	416
May	0	956
June	0	1,455
July	0	2,032
August	0	2,574
September	0	3,066
October	0	
November	0	
December	0	
January	860	
February	1,932	
March	2,619	
April	2,919	
May	2,926	
June	2,926	

QUALITY

	Quantity	Base Number	Contract	AT	Region	England
% of FP17s for the same patient ID Re-attending within 3 months - Children	54	429	12.6%	11.2%	11.8%	12.4%
% of FP17s for the same patient ID Re-attending within 3 months - Adults	188	1,044	18.0%	16.3%	17.1%	16.7%
% of FP17s for the same patient ID Re-attending between 3 & 9 months - Children	55	429	12.8%	41.5%	45.8%	57.4%
% of FP17s for the same patient ID Re-attending between 3 & 9 months - Adults	126	1,044	12.1%	35.0%	37.6%	50.5%
% of FP17s for Band 1 Urgent Courses	235	1,361	17.3%	10.8%	10.6%	9.1%
% of FP17s Relating to Free Repair or Replacements	3	1,361	0.2%	0.5%	0.6%	0.8%
% of FP17s Relating to Continuations	9	1,361	0.7%	0.9%	0.9%	1.3%
% of Patients satisfied with the dentistry they have received	0	1	N/A	89.2%	90.2%	93.2%
% of Patients satisfied with the time they had to wait for an appointment	1	1	N/A	81.5%	83.8%	89.0%

* This is based on patients treated on this contract for their most recent course of treatment. Figures in italics indicate the base number of FP17s or Patient Questionnaire responses are less than 100. N/A is shown where the base number of responses is less than 10 during the period. % is calculated as Quantity/Base number*100

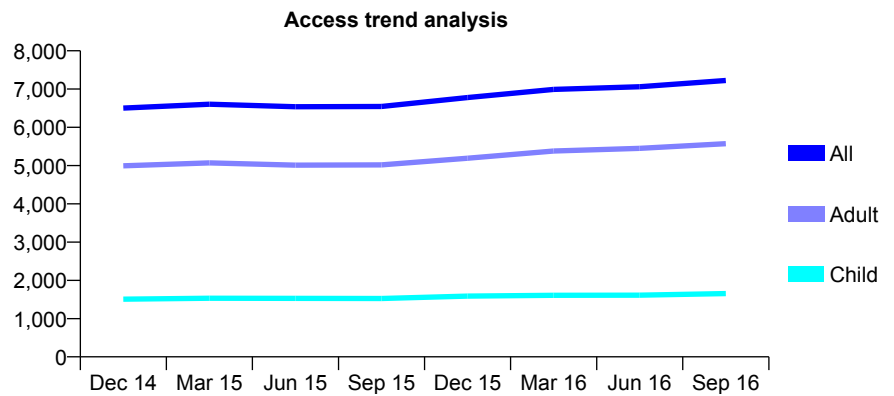
Q61 - Vital Signs At a Glance Contract Report for 159050/0001 - September 2016

Name or company name	THE HARROW DENTAL PRACTICE LIMIT
Contract type name	GDS Contract
Purpose of contract	General
Contract start date	01/04/2011
Contract end date	

16/17 Contracted general activity (UDA)	19,469
Carry forward general activity (UDA)	385
16/17 Contracted orthodontic activity (UOA)	0
Carry forward orthodontic activity (UOA)	0
Baseline contract value	£501,360.99

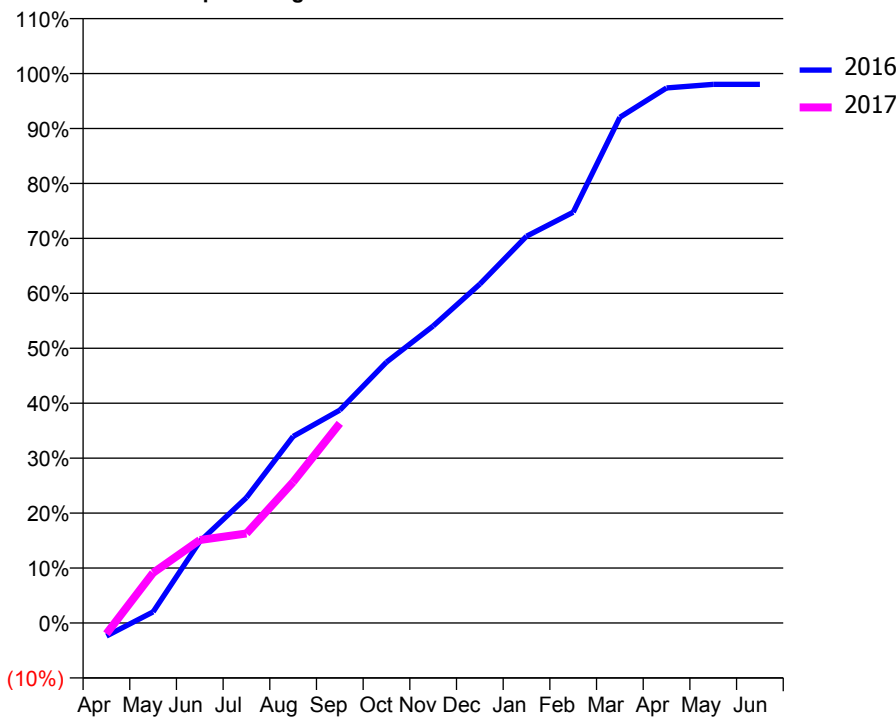
ACCESS*

Patients seen in 24 months	Total	Change since previous quarter
Quarter ending September 2015	6,544	
Quarter ending December 2015	6,779	↑
Quarter ending March 2016	6,990	↑
Quarter ending June 2016	7,062	→
Quarter ending September 2016	7,226	↑
Variance since September 2015	10.4%	↑



ACTIVITY

Cumulative percentage of contracted UDA delivered 2016 & 2017



Month	Adjusted Scheduled Activity (UDA)	
	2016	2017
April	-467	-385
May	392	1,777
June	2,889	2,940
July	4,441	3,173
August	6,611	4,997
September	7,541	7,075
October	9,243	
November	10,523	
December	12,009	
January	13,703	
February	14,556	
March	17,920	
April	18,958	
May	19,084	
June	19,084	

QUALITY

	Quantity	Base Number	Contract	AT	Region	England
% of FP17s for the same patient ID Re-attending within 3 months - Children	35	1,005	3.5%	11.2%	11.8%	12.4%
% of FP17s for the same patient ID Re-attending within 3 months - Adults	283	3,036	9.3%	16.3%	17.1%	16.7%
% of FP17s for the same patient ID Re-attending between 3 & 9 months - Children	495	1,005	49.3%	41.5%	45.8%	57.4%
% of FP17s for the same patient ID Re-attending between 3 & 9 months - Adults	1,527	3,036	50.3%	35.0%	37.6%	50.5%
% of FP17s for Band 1 Urgent Courses	145	3,537	4.1%	10.8%	10.6%	9.1%
% of FP17s Relating to Free Repair or Replacements	11	3,537	0.3%	0.5%	0.6%	0.8%
% of FP17s Relating to Continuations	48	3,537	1.4%	0.9%	0.9%	1.3%
% of Patients satisfied with the dentistry they have received	5	6	N/A	89.2%	90.2%	93.2%
% of Patients satisfied with the time they had to wait for an appointment	6	6	N/A	81.5%	83.8%	89.0%

* This is based on patients treated on this contract for their most recent course of treatment. Figures in italics indicate the base number of FP17s or Patient Questionnaire responses are less than 100. N/A is shown where the base number of responses is less than 10 during the period. % is calculated as Quantity/Base number*100

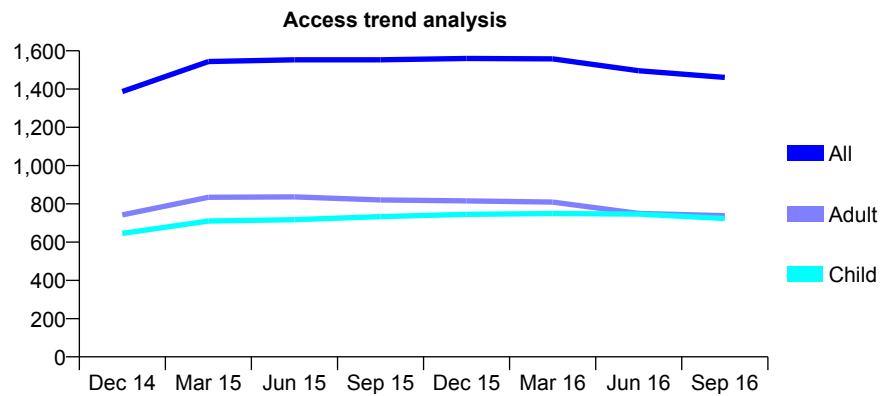
Q61 - Vital Signs At a Glance Contract Report for 159557/0001 - September 2016

Name or company name	Ilford Lane Family Dental Surgery
Contract type name	GDS Contract
Purpose of contract	General
Contract start date	01/04/2013
Contract end date	

16/17 Contracted general activity (UDA)	4,998
Carry forward general activity (UDA)	-8
16/17 Contracted orthodontic activity (UOA)	0
Carry forward orthodontic activity (UOA)	0
Baseline contract value	£170,762.55

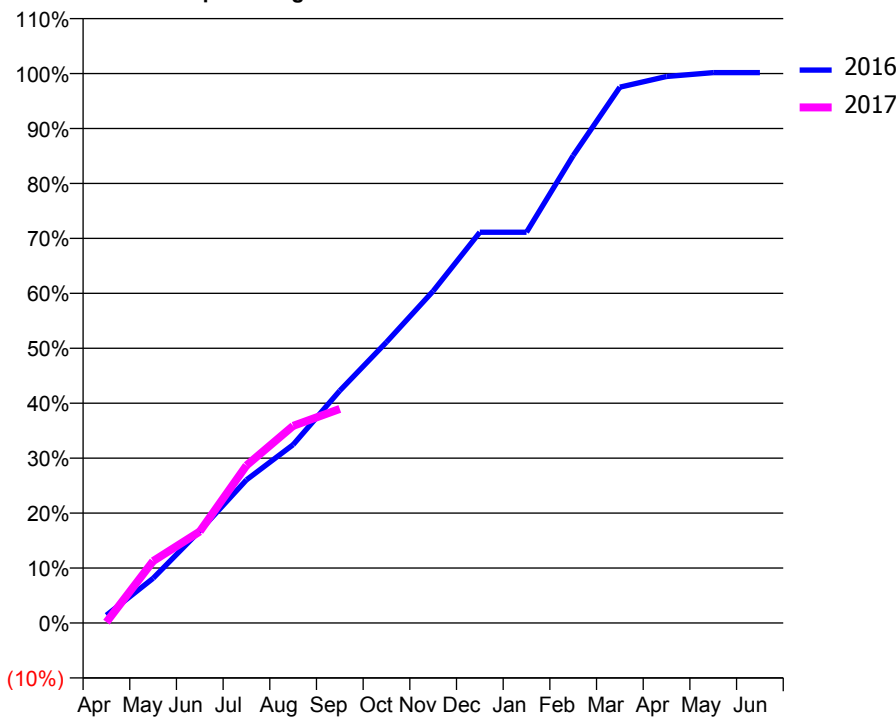
ACCESS*

Patients seen in 24 months	Total	Change since previous quarter
Quarter ending September 2015	1,553	
Quarter ending December 2015	1,560	→
Quarter ending March 2016	1,558	→
Quarter ending June 2016	1,496	↓
Quarter ending September 2016	1,461	↓
Variance since September 2015	(5.9%)	↓



ACTIVITY

Cumulative percentage of contracted UDA delivered 2016 & 2017



Month	Adjusted Scheduled Activity (UDA)	
	2016	2017
April	71	8
May	407	563
June	839	833
July	1,302	1,433
August	1,622	1,793
September	2,113	1,948
October	2,555	
November	3,020	
December	3,554	
January	3,554	
February	4,252	
March	4,874	
April	4,971	
May	5,006	
June	5,006	

QUALITY

	Quantity	Base Number	Contract	AT	Region	England
% of FP17s for the same patient ID Re-attending within 3 months - Children	36	302	11.9%	11.2%	11.8%	12.4%
% of FP17s for the same patient ID Re-attending within 3 months - Adults	94	356	26.4%	16.3%	17.1%	16.7%
% of FP17s for the same patient ID Re-attending between 3 & 9 months - Children	76	302	25.2%	41.5%	45.8%	57.4%
% of FP17s for the same patient ID Re-attending between 3 & 9 months - Adults	84	356	23.6%	35.0%	37.6%	50.5%
% of FP17s for Band 1 Urgent Courses	148	626	23.6%	10.8%	10.6%	9.1%
% of FP17s Relating to Free Repair or Replacements	0	626	0.0%	0.5%	0.6%	0.8%
% of FP17s Relating to Continuations	0	626	0.0%	0.9%	0.9%	1.3%
% of Patients satisfied with the dentistry they have received	0	0	N/A	89.2%	90.2%	93.2%
% of Patients satisfied with the time they had to wait for an appointment	0	0	N/A	81.5%	83.8%	89.0%

* This is based on patients treated on this contract for their most recent course of treatment. Figures in italics indicate the base number of FP17s or Patient Questionnaire responses are less than 100. N/A is shown where the base number of responses is less than 10 during the period. % is calculated as Quantity/Base number*100

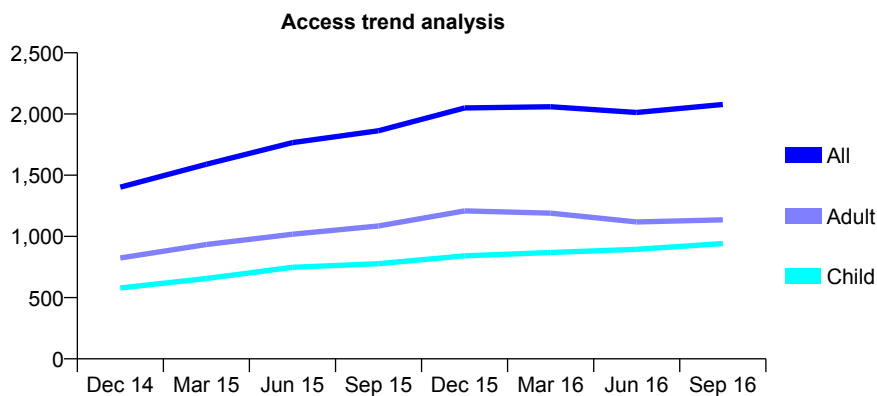
Q61 - Vital Signs At a Glance Contract Report for 160946/0001 - September 2016

Name or company name	Charles Landau
Contract type name	GDS Contract
Purpose of contract	General
Contract start date	08/02/2014
Contract end date	

16/17 Contracted general activity (UDA)	6,500
Carry forward general activity (UDA)	-91
16/17 Contracted orthodontic activity (UOA)	0
Carry forward orthodontic activity (UOA)	0
Baseline contract value	£174,967.11

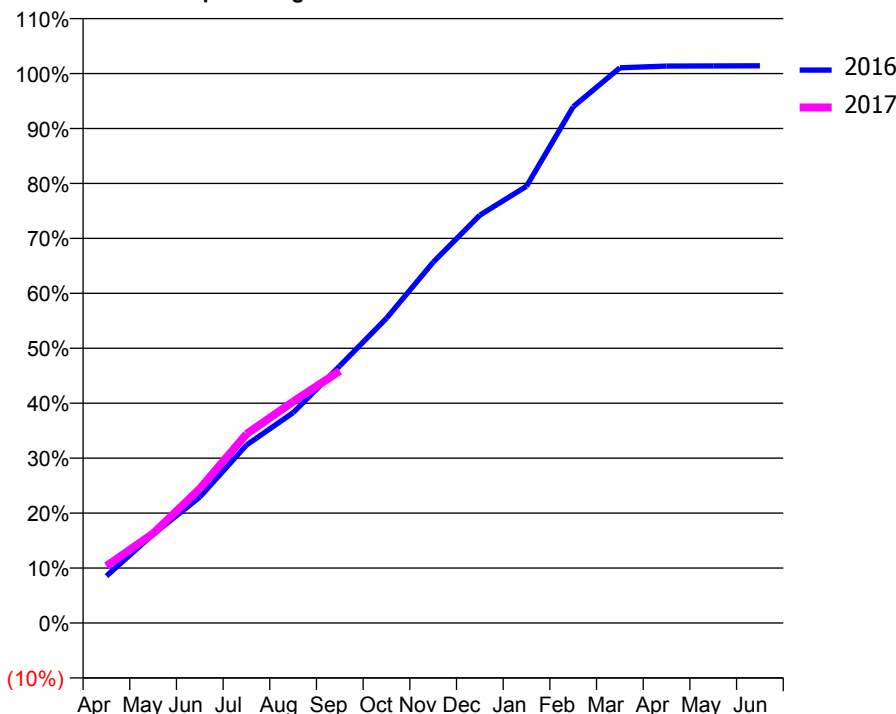
ACCESS*

Patients seen in 24 months	Total	Change since previous quarter
Quarter ending September 2015	1,863	
Quarter ending December 2015	2,050	↑
Quarter ending March 2016	2,059	→
Quarter ending June 2016	2,013	↓
Quarter ending September 2016	2,078	↑
Variance since September 2015	11.5%	↑



ACTIVITY

Cumulative percentage of contracted UDA delivered 2016 & 2017



Month	Adjusted Scheduled Activity (UDA)	
	2016	2017
April	557	675
May	1,050	1,059
June	1,489	1,589
July	2,106	2,236
August	2,488	2,619
September	3,041	2,982
October	3,605	
November	4,268	
December	4,824	
January	5,166	
February	6,106	
March	6,568	
April	6,588	
May	6,590	
June	6,591	

QUALITY

	Quantity	Base Number	Contract	AT	Region	England
% of FP17s for the same patient ID Re-attending within 3 months - Children	67	620	10.8%	11.2%	11.8%	12.4%
% of FP17s for the same patient ID Re-attending within 3 months - Adults	148	583	25.4%	16.3%	17.1%	16.7%
% of FP17s for the same patient ID Re-attending between 3 & 9 months - Children	277	620	44.7%	41.5%	45.8%	57.4%
% of FP17s for the same patient ID Re-attending between 3 & 9 months - Adults	191	583	32.8%	35.0%	37.6%	50.5%
% of FP17s for Band 1 Urgent Courses	111	1,190	9.3%	10.8%	10.6%	9.1%
% of FP17s Relating to Free Repair or Replacements	4	1,190	0.3%	0.5%	0.6%	0.8%
% of FP17s Relating to Continuations	2	1,190	0.2%	0.9%	0.9%	1.3%
% of Patients satisfied with the dentistry they have received	0	0	N/A	89.2%	90.2%	93.2%
% of Patients satisfied with the time they had to wait for an appointment	0	0	N/A	81.5%	83.8%	89.0%

* This is based on patients treated on this contract for their most recent course of treatment. Figures in italics indicate the base number of FP17s or Patient Questionnaire responses are less than 100. N/A is shown where the base number of responses is less than 10 during the period. % is calculated as Quantity/Base number*100

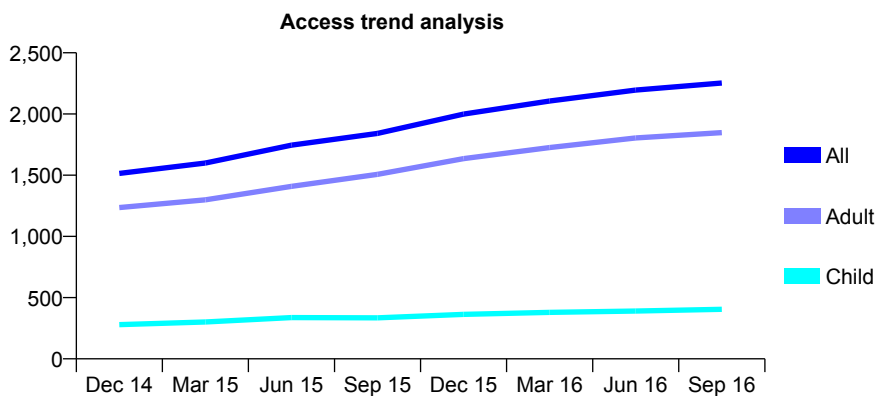
Q61 - Vital Signs At a Glance Contract Report for 161462/0001 - September 2016

Name or company name	NEWHAM FAMILY DENTAL CARE LTD
Contract type name	GDS Contract
Purpose of contract	General
Contract start date	15/10/2012
Contract end date	

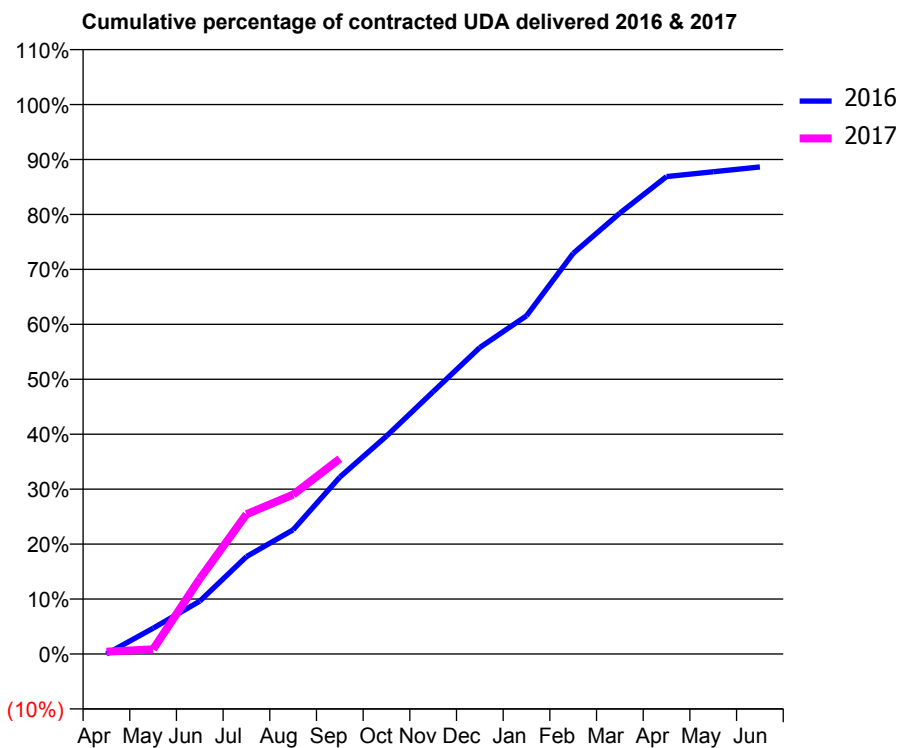
16/17 Contracted general activity (UDA)	6,000
Carry forward general activity (UDA)	0
16/17 Contracted orthodontic activity (UOA)	0
Carry forward orthodontic activity (UOA)	0
Baseline contract value	£181,056.01

ACCESS*

Patients seen in 24 months	Total	Change since previous quarter
Quarter ending September 2015	1,842	
Quarter ending December 2015	1,999	↑
Quarter ending March 2016	2,106	↑
Quarter ending June 2016	2,195	↑
Quarter ending September 2016	2,253	↑
Variance since September 2015	22.3%	↑



ACTIVITY



Month	Adjusted Scheduled Activity (UDA)	
	2016	2017
April	0	25
May	281	52
June	577	822
July	1,064	1,527
August	1,356	1,741
September	1,932	2,132
October	2,379	
November	2,865	
December	3,346	
January	3,694	
February	4,374	
March	4,815	
April	5,214	
May	5,266	
June	5,319	

QUALITY

	Quantity	Base Number	Contract	AT	Region	England
% of FP17s for the same patient ID Re-attending within 3 months - Children	15	200	7.5%	11.2%	11.8%	12.4%
% of FP17s for the same patient ID Re-attending within 3 months - Adults	91	789	11.5%	16.3%	17.1%	16.7%
% of FP17s for the same patient ID Re-attending between 3 & 9 months - Children	74	200	37.0%	41.5%	45.8%	57.4%
% of FP17s for the same patient ID Re-attending between 3 & 9 months - Adults	195	789	24.7%	35.0%	37.6%	50.5%
% of FP17s for Band 1 Urgent Courses	155	817	19.0%	10.8%	10.6%	9.1%
% of FP17s Relating to Free Repair or Replacements	6	817	0.7%	0.5%	0.6%	0.8%
% of FP17s Relating to Continuations	1	817	0.1%	0.9%	0.9%	1.3%
% of Patients satisfied with the dentistry they have received	2	2	N/A	89.2%	90.2%	93.2%
% of Patients satisfied with the time they had to wait for an appointment	2	2	N/A	81.5%	83.8%	89.0%

* This is based on patients treated on this contract for their most recent course of treatment. Figures in italics indicate the base number of FP17s or Patient Questionnaire responses are less than 100. N/A is shown where the base number of responses is less than 10 during the period. % is calculated as Quantity/Base number*100

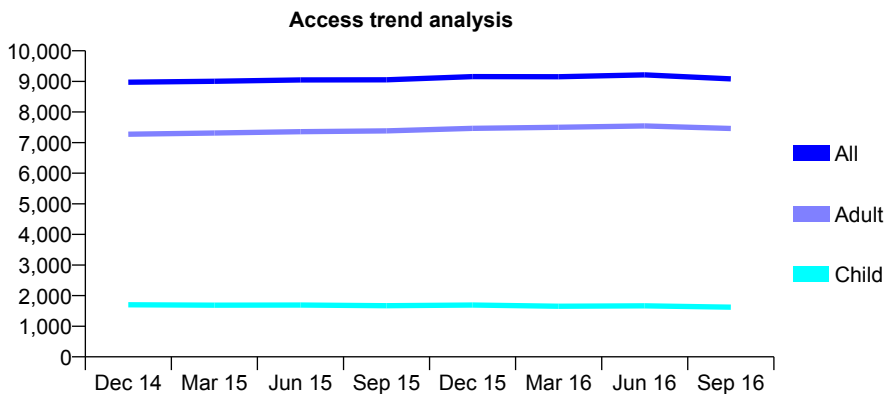
Q61 - Vital Signs At a Glance Contract Report for 162574/0001 - September 2016

Name or company name	10 Hall Lane Dental Practice Ltd
Contract type name	GDS Contract
Purpose of contract	General
Contract start date	01/04/2010
Contract end date	

16/17 Contracted general activity (UDA)	21,964
Carry forward general activity (UDA)	0
16/17 Contracted orthodontic activity (UOA)	0
Carry forward orthodontic activity (UOA)	0
Baseline contract value	£705,800.87

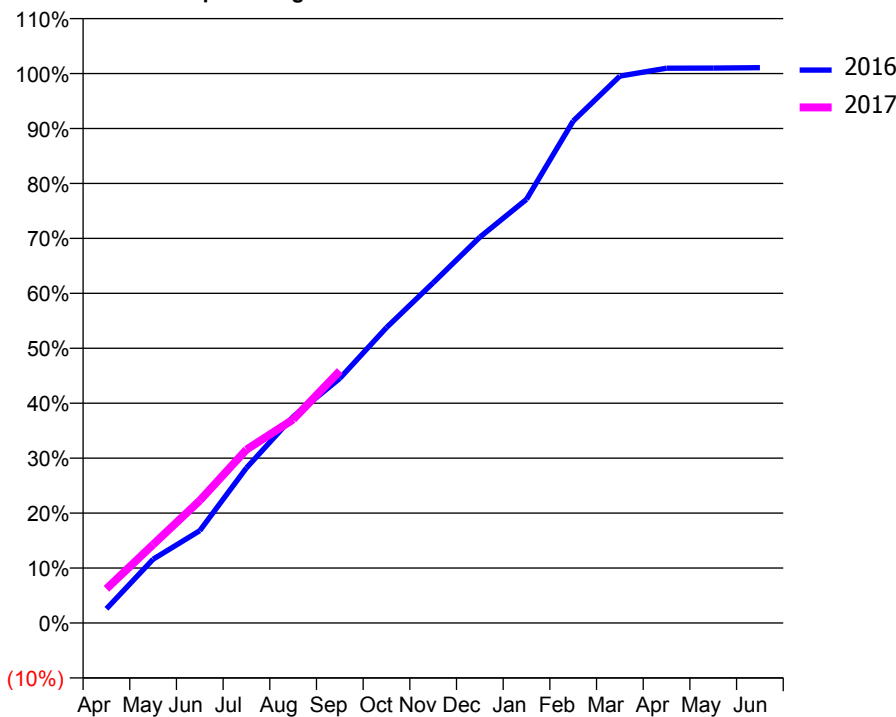
ACCESS*

Patients seen in 24 months	Total	Change since previous quarter
Quarter ending September 2015	9,054	
Quarter ending December 2015	9,159	→
Quarter ending March 2016	9,153	→
Quarter ending June 2016	9,212	→
Quarter ending September 2016	9,083	↓
Variance since September 2015	0.3%	→



ACTIVITY

Cumulative percentage of contracted UDA delivered 2016 & 2017



Month	Adjusted Scheduled Activity (UDA)	
	2016	2017
April	566	1,368
May	2,551	3,137
June	3,693	4,895
July	6,200	6,933
August	8,247	8,138
September	9,776	10,078
October	11,809	
November	13,597	
December	15,420	
January	16,934	
February	20,063	
March	21,859	
April	22,173	
May	22,182	
June	22,195	

QUALITY

	Quantity	Base Number	Contract	AT	Region	England
% of FP17s for the same patient ID Re-attending within 3 months - Children	46	1,034	4.4%	11.2%	11.8%	12.4%
% of FP17s for the same patient ID Re-attending within 3 months - Adults	608	4,339	14.0%	16.3%	17.1%	16.7%
% of FP17s for the same patient ID Re-attending between 3 & 9 months - Children	474	1,034	45.8%	41.5%	45.8%	57.4%
% of FP17s for the same patient ID Re-attending between 3 & 9 months - Adults	1,607	4,339	37.0%	35.0%	37.6%	50.5%
% of FP17s for Band 1 Urgent Courses	414	5,189	8.0%	10.8%	10.6%	9.1%
% of FP17s Relating to Free Repair or Replacements	82	5,189	1.6%	0.5%	0.6%	0.8%
% of FP17s Relating to Continuations	45	5,189	0.9%	0.9%	0.9%	1.3%
% of Patients satisfied with the dentistry they have received	5	5	N/A	89.2%	90.2%	93.2%
% of Patients satisfied with the time they had to wait for an appointment	5	5	N/A	81.5%	83.8%	89.0%

* This is based on patients treated on this contract for their most recent course of treatment. Figures in italics indicate the base number of FP17s or Patient Questionnaire responses are less than 100. N/A is shown where the base number of responses is less than 10 during the period. % is calculated as Quantity/Base number*100

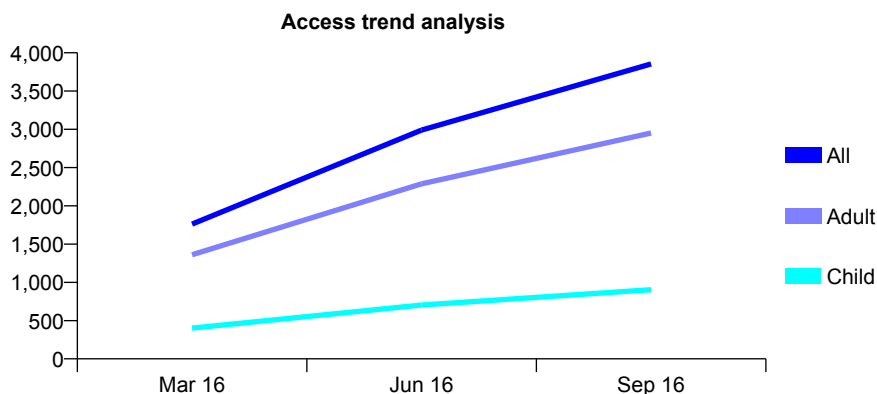
Q61 - Vital Signs At a Glance Contract Report for 164461/0001 - September 2016

Name or company name	Stoddart and Ali
Contract type name	GDS Contract
Purpose of contract	General
Contract start date	01/12/2015
Contract end date	

16/17 Contracted general activity (UDA)	14,800
Carry forward general activity (UDA)	0
16/17 Contracted orthodontic activity (UOA)	0
Carry forward orthodontic activity (UOA)	0
Baseline contract value	£279,564.54

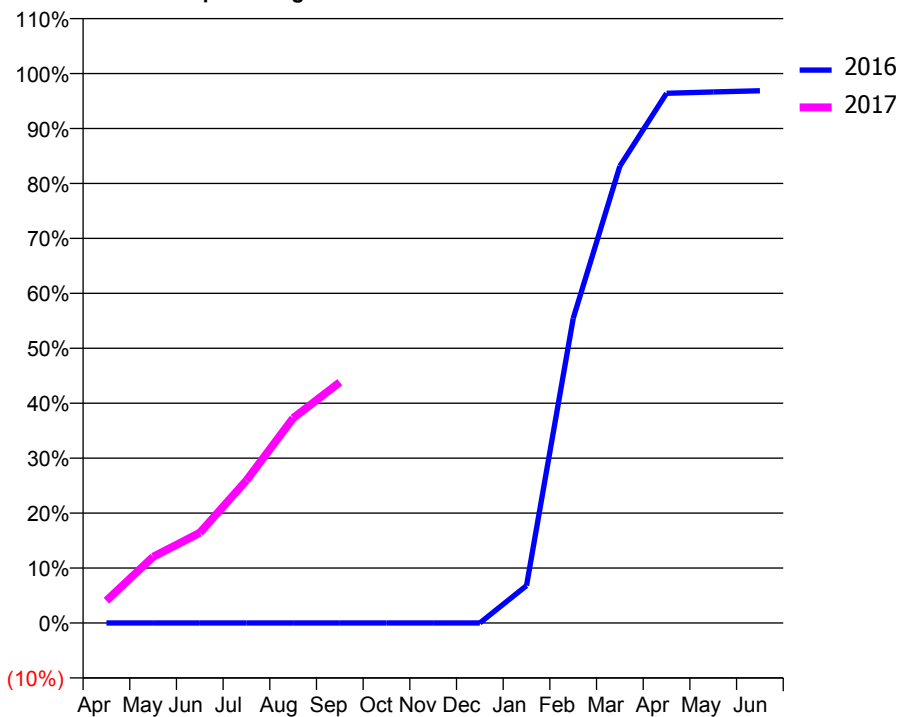
ACCESS*

Patients seen in 24 months	Total	Change since previous quarter
Quarter ending September 2015	0	
Quarter ending December 2015	0	
Quarter ending March 2016	1,762	
Quarter ending June 2016	2,990	↑
Quarter ending September 2016	3,855	↑
Variance since September 2015	N/A	



ACTIVITY

Cumulative percentage of contracted UDA delivered 2016 & 2017



Month	Adjusted Scheduled Activity (UDA)	
	2016	2017
April	0	601
May	0	1,784
June	0	2,429
July	0	3,839
August	0	5,517
September	0	6,483
October	0	
November	0	
December	0	
January	336	
February	2,735	
March	4,102	
April	4,756	
May	4,768	
June	4,778	

QUALITY

	Quantity	Base Number	Contract	AT	Region	England
% of FP17s for the same patient ID Re-attending within 3 months - Children	47	744	6.3%	11.2%	11.8%	12.4%
% of FP17s for the same patient ID Re-attending within 3 months - Adults	447	2,721	16.4%	16.3%	17.1%	16.7%
% of FP17s for the same patient ID Re-attending between 3 & 9 months - Children	88	744	11.8%	41.5%	45.8%	57.4%
% of FP17s for the same patient ID Re-attending between 3 & 9 months - Adults	392	2,721	14.4%	35.0%	37.6%	50.5%
% of FP17s for Band 1 Urgent Courses	339	3,173	10.7%	10.8%	10.6%	9.1%
% of FP17s Relating to Free Repair or Replacements	12	3,173	0.4%	0.5%	0.6%	0.8%
% of FP17s Relating to Continuations	58	3,173	1.8%	0.9%	0.9%	1.3%
% of Patients satisfied with the dentistry they have received	3	3	N/A	89.2%	90.2%	93.2%
% of Patients satisfied with the time they had to wait for an appointment	3	3	N/A	81.5%	83.8%	89.0%

* This is based on patients treated on this contract for their most recent course of treatment. Figures in italics indicate the base number of FP17s or Patient Questionnaire responses are less than 100. N/A is shown where the base number of responses is less than 10 during the period. % is calculated as Quantity/Base number*100

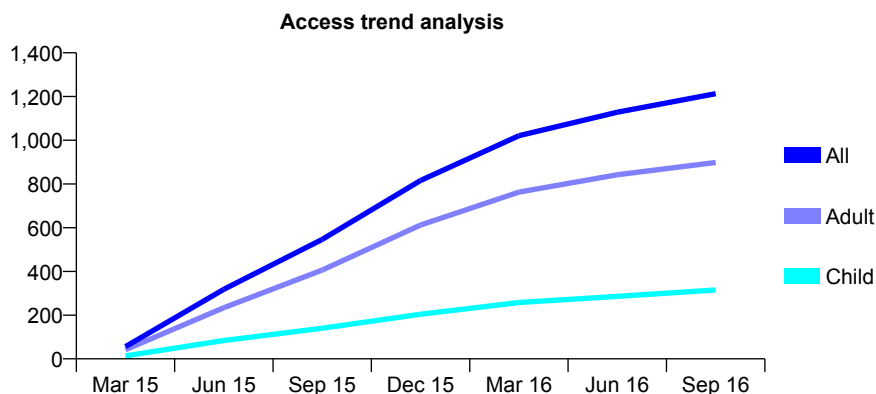
Q61 - Vital Signs At a Glance Contract Report for 165069/0001 - September 2016

Name or company name	The Fenton Dental Surgery
Contract type name	GDS Contract
Purpose of contract	General
Contract start date	01/02/2015
Contract end date	

16/17 Contracted general activity (UDA)	4,369
Carry forward general activity (UDA)	-87
16/17 Contracted orthodontic activity (UOA)	0
Carry forward orthodontic activity (UOA)	0
Baseline contract value	£124,914.28

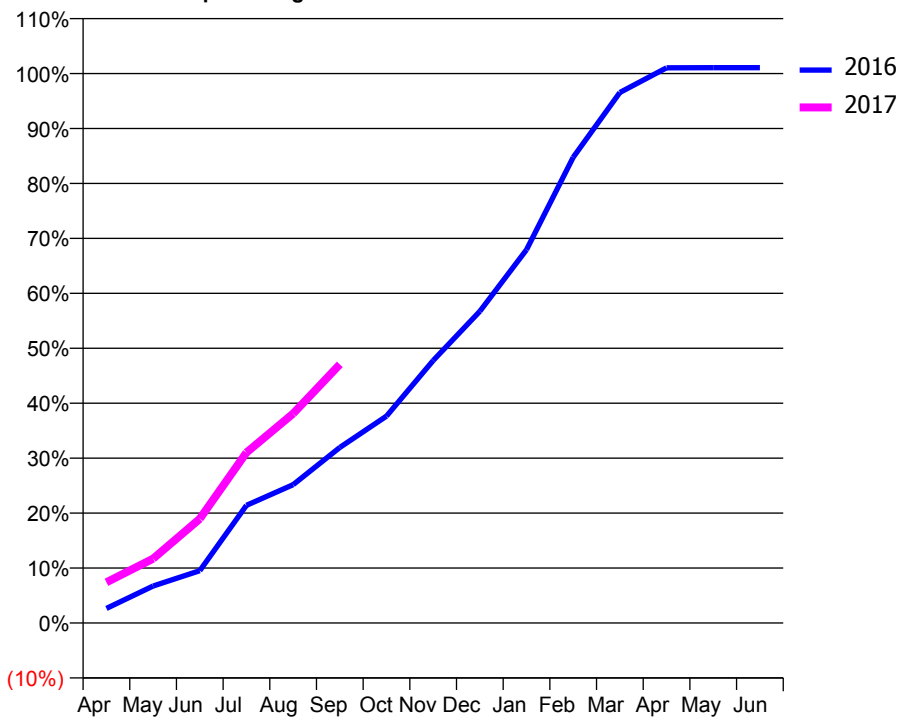
ACCESS*

Patients seen in 24 months	Total	Change since previous quarter
Quarter ending September 2015	546	
Quarter ending December 2015	816	↑
Quarter ending March 2016	1,021	↑
Quarter ending June 2016	1,128	↑
Quarter ending September 2016	1,213	↑
Variance since September 2015	122.2%	↑



ACTIVITY

Cumulative percentage of contracted UDA delivered 2016 & 2017



Month	Adjusted Scheduled Activity (UDA)	
	2016	2017
April	116	324
May	294	511
June	416	829
July	935	1,355
August	1,100	1,665
September	1,396	2,056
October	1,645	
November	2,087	
December	2,478	
January	2,968	
February	3,703	
March	4,218	
April	4,415	
May	4,416	
June	4,416	

QUALITY

	Quantity	Base Number	Contract	AT	Region	England
% of FP17s for the same patient ID Re-attending within 3 months - Children	11	218	5.0%	11.2%	11.8%	12.4%
% of FP17s for the same patient ID Re-attending within 3 months - Adults	122	647	18.9%	16.3%	17.1%	16.7%
% of FP17s for the same patient ID Re-attending between 3 & 9 months - Children	114	218	52.3%	41.5%	45.8%	57.4%
% of FP17s for the same patient ID Re-attending between 3 & 9 months - Adults	299	647	46.2%	35.0%	37.6%	50.5%
% of FP17s for Band 1 Urgent Courses	90	809	11.1%	10.8%	10.6%	9.1%
% of FP17s Relating to Free Repair or Replacements	0	809	0.0%	0.5%	0.6%	0.8%
% of FP17s Relating to Continuations	9	809	1.1%	0.9%	0.9%	1.3%
% of Patients satisfied with the dentistry they have received	1	1	N/A	89.2%	90.2%	93.2%
% of Patients satisfied with the time they had to wait for an appointment	1	1	N/A	81.5%	83.8%	89.0%

* This is based on patients treated on this contract for their most recent course of treatment. Figures in italics indicate the base number of FP17s or Patient Questionnaire responses are less than 100. N/A is shown where the base number of responses is less than 10 during the period. % is calculated as Quantity/Base number*100

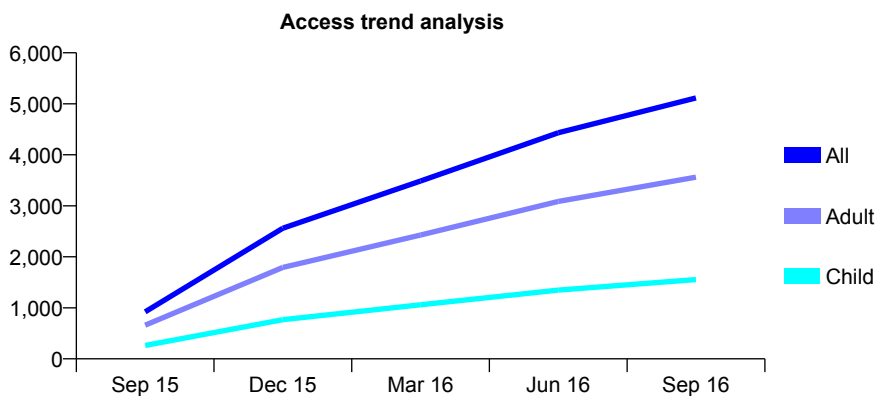
Q61 - Vital Signs At a Glance Contract Report for 165336/0001 - September 2016

Name or company name	Inspire Dental
Contract type name	GDS Contract
Purpose of contract	General
Contract start date	01/07/2015
Contract end date	

16/17 Contracted general activity (UDA)	15,860
Carry forward general activity (UDA)	-180
16/17 Contracted orthodontic activity (UOA)	0
Carry forward orthodontic activity (UOA)	0
Baseline contract value	£437,178.69

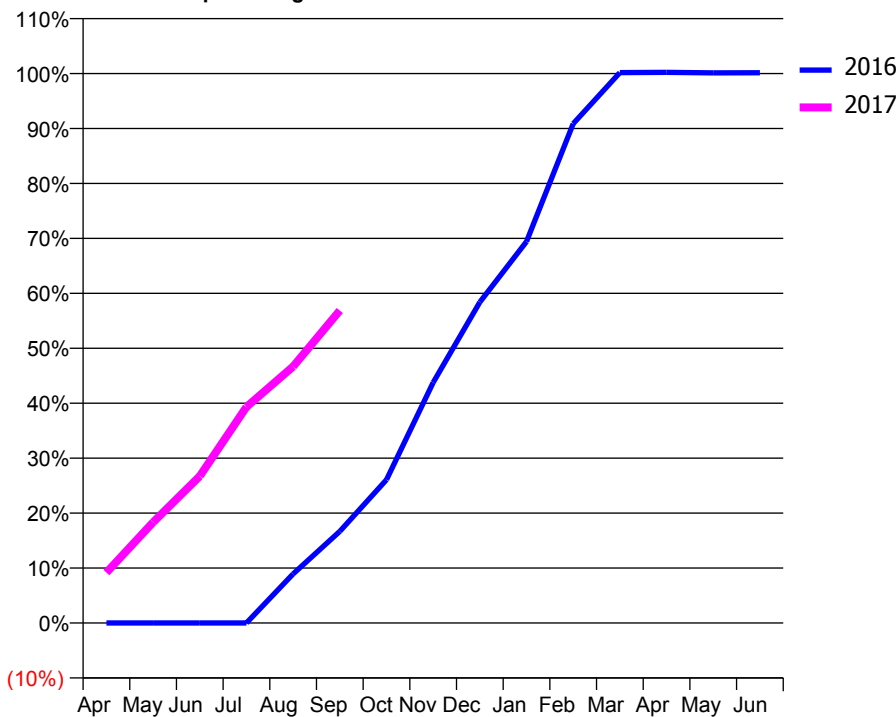
ACCESS*

Patients seen in 24 months	Total	Change since previous quarter
Quarter ending September 2015	922	
Quarter ending December 2015	2,560	↑
Quarter ending March 2016	3,487	↑
Quarter ending June 2016	4,432	↑
Quarter ending September 2016	5,116	↑
Variance since September 2015	454.9%	↑



ACTIVITY

Cumulative percentage of contracted UDA delivered 2016 & 2017



Adjusted Scheduled Activity (UDA)

Month	2016	2017
April	0	1,455
May	0	2,907
June	0	4,240
July	0	6,239
August	1,063	7,405
September	1,984	9,019
October	3,102	
November	5,205	
December	6,947	
January	8,256	
February	10,808	
March	11,914	
April	11,920	
May	11,910	
June	11,911	

QUALITY

	Quantity	Base Number	Contract	AT	Region	England
% of FP17s for the same patient ID Re-attending within 3 months - Children	83	1,123	7.4%	11.2%	11.8%	12.4%
% of FP17s for the same patient ID Re-attending within 3 months - Adults	369	2,337	15.8%	16.3%	17.1%	16.7%
% of FP17s for the same patient ID Re-attending between 3 & 9 months - Children	430	1,123	38.3%	41.5%	45.8%	57.4%
% of FP17s for the same patient ID Re-attending between 3 & 9 months - Adults	725	2,337	31.0%	35.0%	37.6%	50.5%
% of FP17s for Band 1 Urgent Courses	335	3,453	9.7%	10.8%	10.6%	9.1%
% of FP17s Relating to Free Repair or Replacements	16	3,453	0.5%	0.5%	0.6%	0.8%
% of FP17s Relating to Continuations	3	3,453	0.1%	0.9%	0.9%	1.3%
% of Patients satisfied with the dentistry they have received	2	2	N/A	89.2%	90.2%	93.2%
% of Patients satisfied with the time they had to wait for an appointment	0	2	N/A	81.5%	83.8%	89.0%

* This is based on patients treated on this contract for their most recent course of treatment. Figures in italics indicate the base number of FP17s or Patient Questionnaire responses are less than 100. N/A is shown where the base number of responses is less than 10 during the period. % is calculated as Quantity/Base number*100

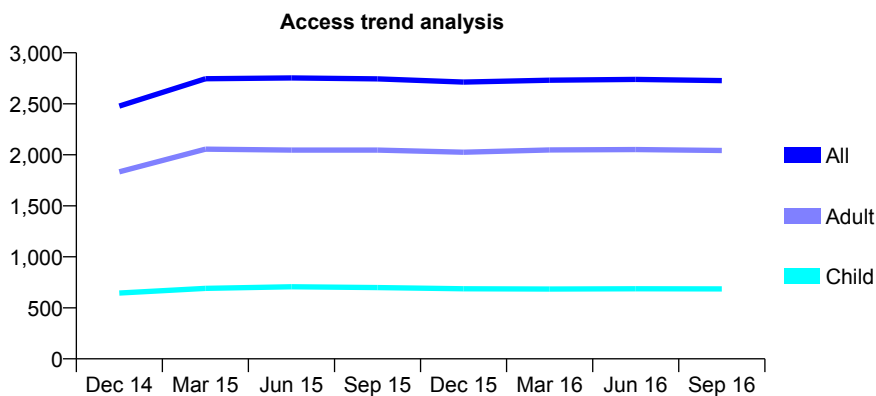
Q61 - Vital Signs At a Glance Contract Report for 165476/0001 - September 2016

Name or company name	Altmore Dental Care
Contract type name	GDS Contract
Purpose of contract	General
Contract start date	28/12/2012
Contract end date	

16/17 Contracted general activity (UDA)	7,716
Carry forward general activity (UDA)	80
16/17 Contracted orthodontic activity (UOA)	0
Carry forward orthodontic activity (UOA)	0
Baseline contract value	£224,595.06

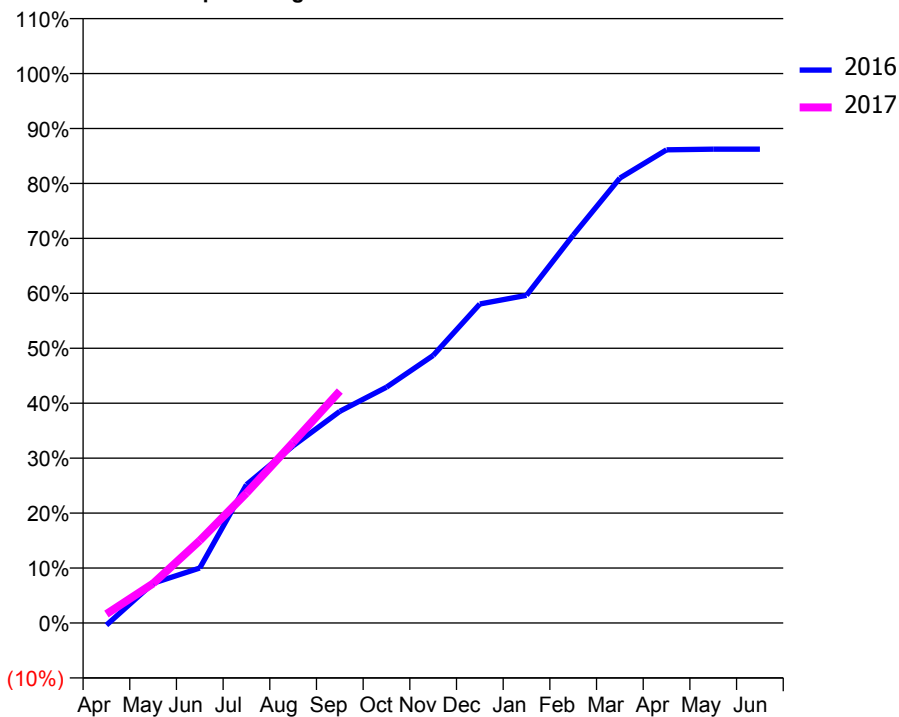
ACCESS*

Patients seen in 24 months	Total	Change since previous quarter
Quarter ending September 2015	2,745	
Quarter ending December 2015	2,713	↓
Quarter ending March 2016	2,732	→
Quarter ending June 2016	2,739	→
Quarter ending September 2016	2,727	→
Variance since September 2015	(0.7%)	→



ACTIVITY

Cumulative percentage of contracted UDA delivered 2016 & 2017



Month	Adjusted Scheduled Activity (UDA)	
	2016	2017
April	-30	127
May	558	556
June	772	1,159
July	1,943	1,825
August	2,487	2,536
September	2,972	3,258
October	3,312	
November	3,756	
December	4,479	
January	4,601	
February	5,446	
March	6,247	
April	6,645	
May	6,654	
June	6,654	

QUALITY

	Quantity	Base Number	Contract	AT	Region	England
% of FP17s for the same patient ID Re-attending within 3 months - Children	48	395	12.2%	11.2%	11.8%	12.4%
% of FP17s for the same patient ID Re-attending within 3 months - Adults	242	1,185	20.4%	16.3%	17.1%	16.7%
% of FP17s for the same patient ID Re-attending between 3 & 9 months - Children	90	395	22.8%	41.5%	45.8%	57.4%
% of FP17s for the same patient ID Re-attending between 3 & 9 months - Adults	302	1,185	25.5%	35.0%	37.6%	50.5%
% of FP17s for Band 1 Urgent Courses	298	1,405	21.2%	10.8%	10.6%	9.1%
% of FP17s Relating to Free Repair or Replacements	0	1,405	0.0%	0.5%	0.6%	0.8%
% of FP17s Relating to Continuations	27	1,405	1.9%	0.9%	0.9%	1.3%
% of Patients satisfied with the dentistry they have received	1	1	N/A	89.2%	90.2%	93.2%
% of Patients satisfied with the time they had to wait for an appointment	1	1	N/A	81.5%	83.8%	89.0%

* This is based on patients treated on this contract for their most recent course of treatment. Figures in italics indicate the base number of FP17s or Patient Questionnaire responses are less than 100. N/A is shown where the base number of responses is less than 10 during the period. % is calculated as Quantity/Base number*100

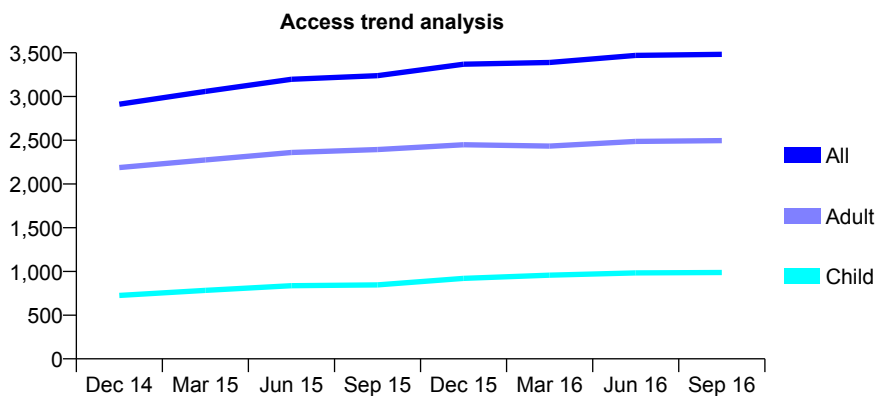
Q61 - Vital Signs At a Glance Contract Report for 165484/0001 - September 2016

Name or company name	Romford Smile Dental Practice Limited
Contract type name	GDS Contract
Purpose of contract	General
Contract start date	04/12/2009
Contract end date	

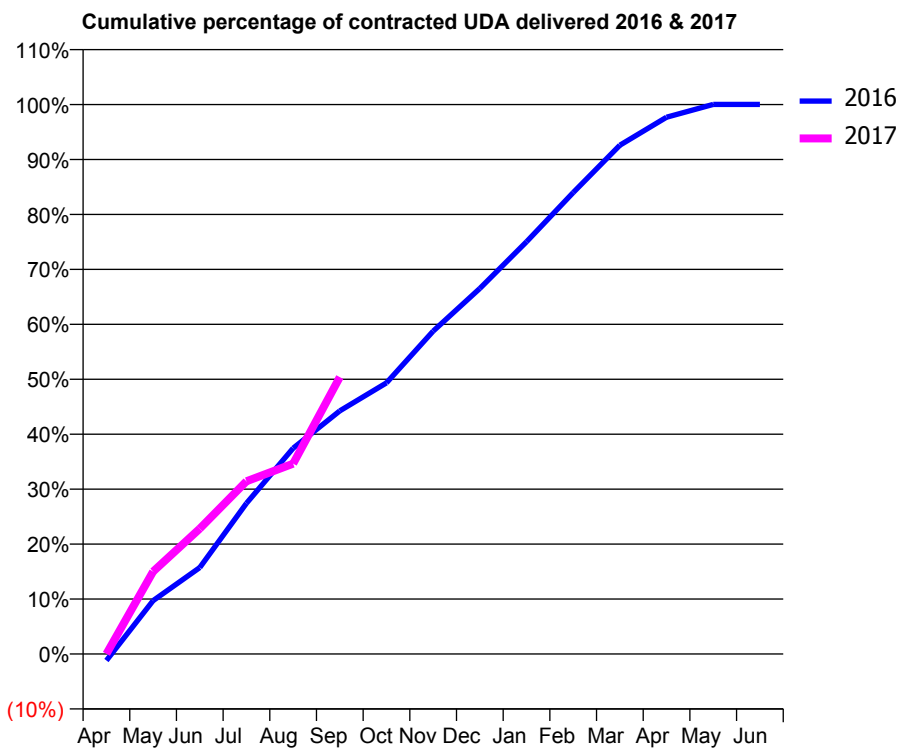
16/17 Contracted general activity (UDA)	10,634
Carry forward general activity (UDA)	-3
16/17 Contracted orthodontic activity (UOA)	0
Carry forward orthodontic activity (UOA)	0
Baseline contract value	£287,854.75

ACCESS*

Patients seen in 24 months	Total	Change since previous quarter
Quarter ending September 2015	3,239	
Quarter ending December 2015	3,369	↑
Quarter ending March 2016	3,390	→
Quarter ending June 2016	3,470	↑
Quarter ending September 2016	3,483	→
Variance since September 2015	7.5%	↑



ACTIVITY



Month	Adjusted Scheduled Activity (UDA)	
	2016	2017
April	-129	3
May	1,033	1,596
June	1,672	2,428
July	2,918	3,343
August	3,982	3,684
September	4,705	5,358
October	5,247	
November	6,248	
December	7,074	
January	7,978	
February	8,931	
March	9,846	
April	10,387	
May	10,637	
June	10,637	

QUALITY

	Quantity	Base Number	Contract	AT	Region	England
% of FP17s for the same patient ID Re-attending within 3 months - Children	53	724	7.3%	11.2%	11.8%	12.4%
% of FP17s for the same patient ID Re-attending within 3 months - Adults	227	1,601	14.2%	16.3%	17.1%	16.7%
% of FP17s for the same patient ID Re-attending between 3 & 9 months - Children	348	724	48.1%	41.5%	45.8%	57.4%
% of FP17s for the same patient ID Re-attending between 3 & 9 months - Adults	668	1,601	41.7%	35.0%	37.6%	50.5%
% of FP17s for Band 1 Urgent Courses	230	2,003	11.5%	10.8%	10.6%	9.1%
% of FP17s Relating to Free Repair or Replacements	20	2,003	1.0%	0.5%	0.6%	0.8%
% of FP17s Relating to Continuations	9	2,003	0.4%	0.9%	0.9%	1.3%
% of Patients satisfied with the dentistry they have received	0	1	N/A	89.2%	90.2%	93.2%
% of Patients satisfied with the time they had to wait for an appointment	0	1	N/A	81.5%	83.8%	89.0%

* This is based on patients treated on this contract for their most recent course of treatment. Figures in italics indicate the base number of FP17s or Patient Questionnaire responses are less than 100. N/A is shown where the base number of responses is less than 10 during the period. % is calculated as Quantity/Base number*100

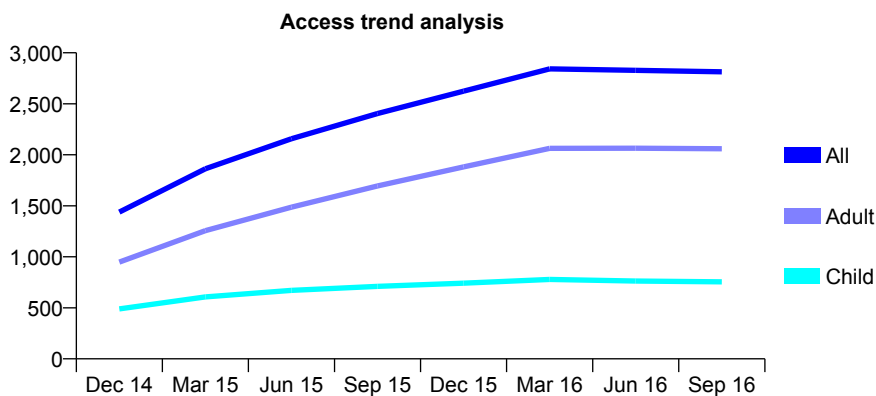
Q61 - Vital Signs At a Glance Contract Report for 166251/0001 - September 2016

Name or company name	David Lipsitz
Contract type name	GDS Contract
Purpose of contract	General
Contract start date	01/04/2014
Contract end date	

16/17 Contracted general activity (UDA)	8,771
Carry forward general activity (UDA)	-15
16/17 Contracted orthodontic activity (UOA)	0
Carry forward orthodontic activity (UOA)	0
Baseline contract value	£227,351.39

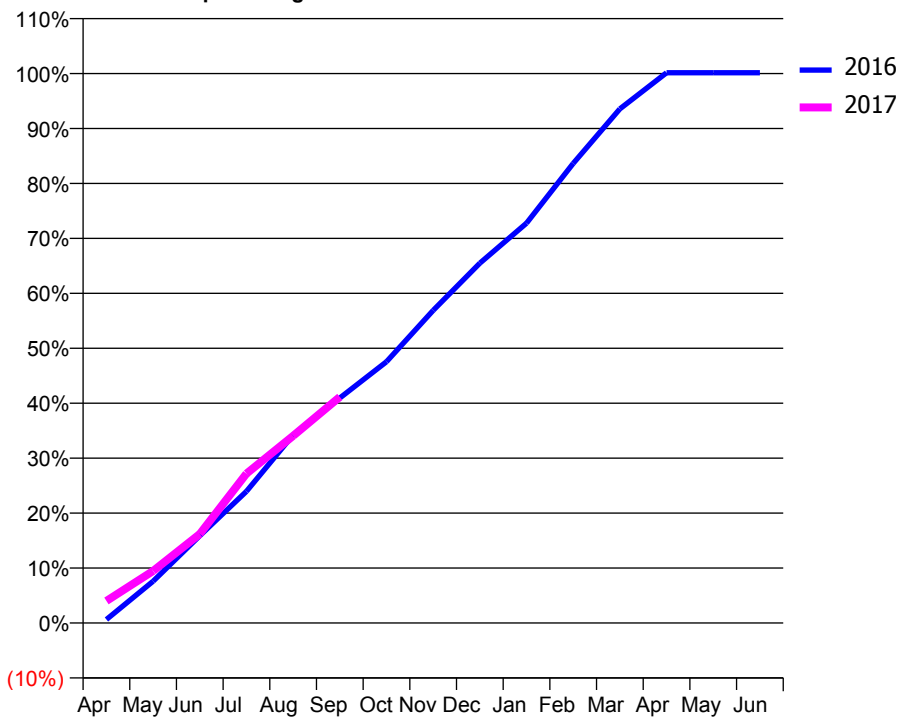
ACCESS*

Patients seen in 24 months	Total	Change since previous quarter
Quarter ending September 2015	2,405	
Quarter ending December 2015	2,624	↑
Quarter ending March 2016	2,842	↑
Quarter ending June 2016	2,828	→
Quarter ending September 2016	2,814	→
Variance since September 2015	17.0%	↑



ACTIVITY

Cumulative percentage of contracted UDA delivered 2016 & 2017



Month	Adjusted Scheduled Activity (UDA)	
	2016	2017
April	57	353
May	667	832
June	1,392	1,420
July	2,102	2,385
August	3,002	2,987
September	3,593	3,608
October	4,170	
November	4,989	
December	5,744	
January	6,383	
February	7,336	
March	8,207	
April	8,782	
May	8,783	
June	8,783	

QUALITY

	Quantity	Base Number	Contract	AT	Region	England
% of FP17s for the same patient ID Re-attending within 3 months - Children	47	467	10.1%	11.2%	11.8%	12.4%
% of FP17s for the same patient ID Re-attending within 3 months - Adults	161	1,043	15.4%	16.3%	17.1%	16.7%
% of FP17s for the same patient ID Re-attending between 3 & 9 months - Children	221	467	47.3%	41.5%	45.8%	57.4%
% of FP17s for the same patient ID Re-attending between 3 & 9 months - Adults	354	1,043	33.9%	35.0%	37.6%	50.5%
% of FP17s for Band 1 Urgent Courses	147	1,339	11.0%	10.8%	10.6%	9.1%
% of FP17s Relating to Free Repair or Replacements	18	1,339	1.3%	0.5%	0.6%	0.8%
% of FP17s Relating to Continuations	26	1,339	1.9%	0.9%	0.9%	1.3%
% of Patients satisfied with the dentistry they have received	0	0	N/A	89.2%	90.2%	93.2%
% of Patients satisfied with the time they had to wait for an appointment	0	0	N/A	81.5%	83.8%	89.0%

* This is based on patients treated on this contract for their most recent course of treatment. Figures in italics indicate the base number of FP17s or Patient Questionnaire responses are less than 100. N/A is shown where the base number of responses is less than 10 during the period. % is calculated as Quantity/Base number*100

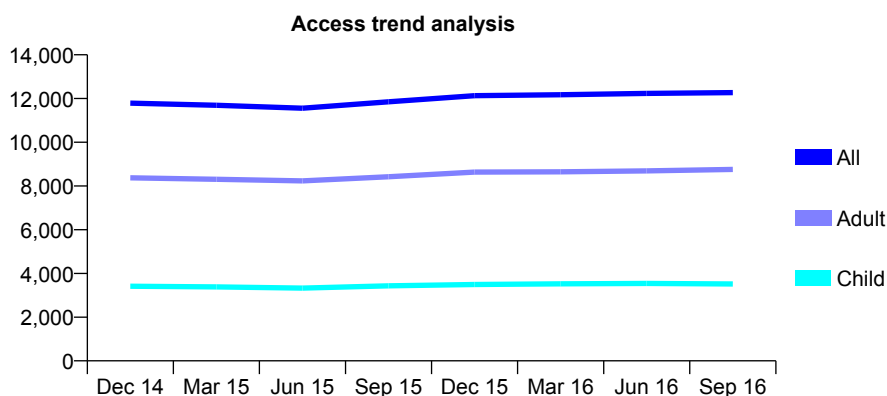
Q61 - Vital Signs At a Glance Contract Report for 166618/0001 - September 2016

Name or company name	DENTAL ARTS STUDIO (DENTAL CARE)
Contract type name	GDS Contract
Purpose of contract	General
Contract start date	01/06/2010
Contract end date	

16/17 Contracted general activity (UDA)	34,835
Carry forward general activity (UDA)	1,225
16/17 Contracted orthodontic activity (UOA)	0
Carry forward orthodontic activity (UOA)	0
Baseline contract value	£905,524.15

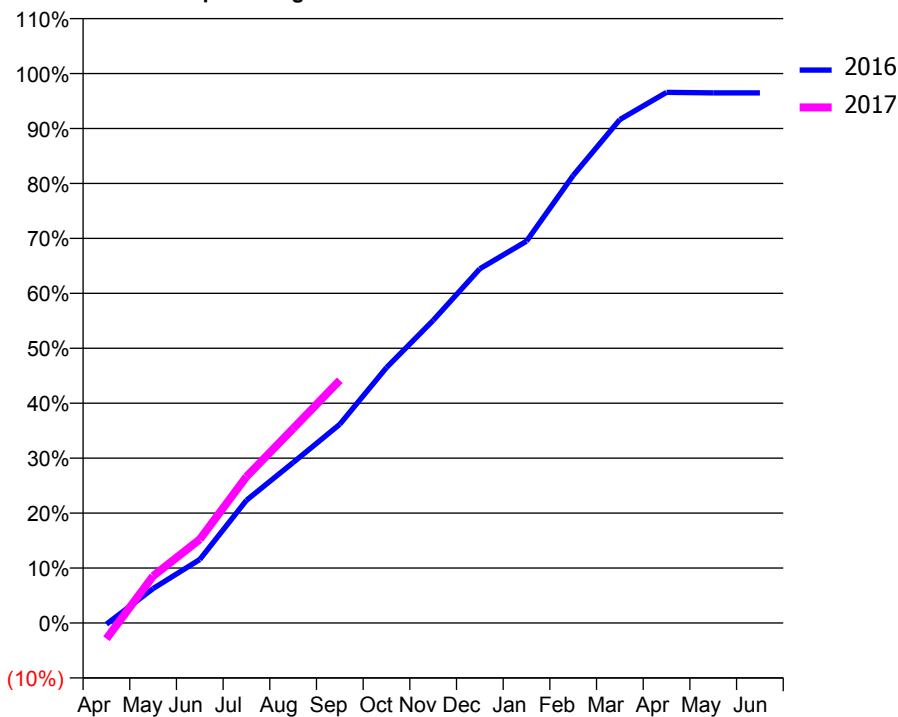
ACCESS*

Patients seen in 24 months	Total	Change since previous quarter
Quarter ending September 2015	11,851	
Quarter ending December 2015	12,129	↑
Quarter ending March 2016	12,171	→
Quarter ending June 2016	12,231	→
Quarter ending September 2016	12,272	→
Variance since September 2015	3.6%	↑



ACTIVITY

Cumulative percentage of contracted UDA delivered 2016 & 2017



Month	Adjusted Scheduled Activity (UDA)	
	2016	2017
April	-79	-1,000
May	2,185	2,983
June	4,027	5,301
July	7,778	9,277
August	10,172	12,330
September	12,601	15,392
October	16,192	
November	19,183	
December	22,454	
January	24,209	
February	28,371	
March	31,917	
April	33,642	
May	33,610	
June	33,610	

QUALITY

	Quantity	Base Number	Contract	AT	Region	England
% of FP17s for the same patient ID Re-attending within 3 months - Children	142	2,106	6.7%	11.2%	11.8%	12.4%
% of FP17s for the same patient ID Re-attending within 3 months - Adults	762	4,906	15.5%	16.3%	17.1%	16.7%
% of FP17s for the same patient ID Re-attending between 3 & 9 months - Children	851	2,106	40.4%	41.5%	45.8%	57.4%
% of FP17s for the same patient ID Re-attending between 3 & 9 months - Adults	1,772	4,906	36.1%	35.0%	37.6%	50.5%
% of FP17s for Band 1 Urgent Courses	810	6,445	12.6%	10.8%	10.6%	9.1%
% of FP17s Relating to Free Repair or Replacements	36	6,445	0.6%	0.5%	0.6%	0.8%
% of FP17s Relating to Continuations	56	6,445	0.9%	0.9%	0.9%	1.3%
% of Patients satisfied with the dentistry they have received	8	9	N/A	89.2%	90.2%	93.2%
% of Patients satisfied with the time they had to wait for an appointment	7	9	N/A	81.5%	83.8%	89.0%

* This is based on patients treated on this contract for their most recent course of treatment. Figures in italics indicate the base number of FP17s or Patient Questionnaire responses are less than 100. N/A is shown where the base number of responses is less than 10 during the period. % is calculated as Quantity/Base number*100

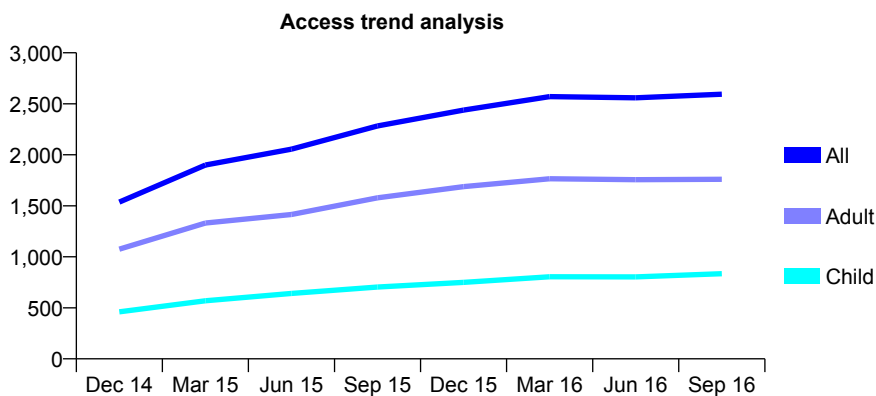
Q61 - Vital Signs At a Glance Contract Report for 166790/0001 - September 2016

Name or company name	East London Dental Care
Contract type name	GDS Contract
Purpose of contract	General
Contract start date	10/02/2014
Contract end date	

16/17 Contracted general activity (UDA)	6,171
Carry forward general activity (UDA)	-78
16/17 Contracted orthodontic activity (UOA)	0
Carry forward orthodontic activity (UOA)	0
Baseline contract value	£159,149.89

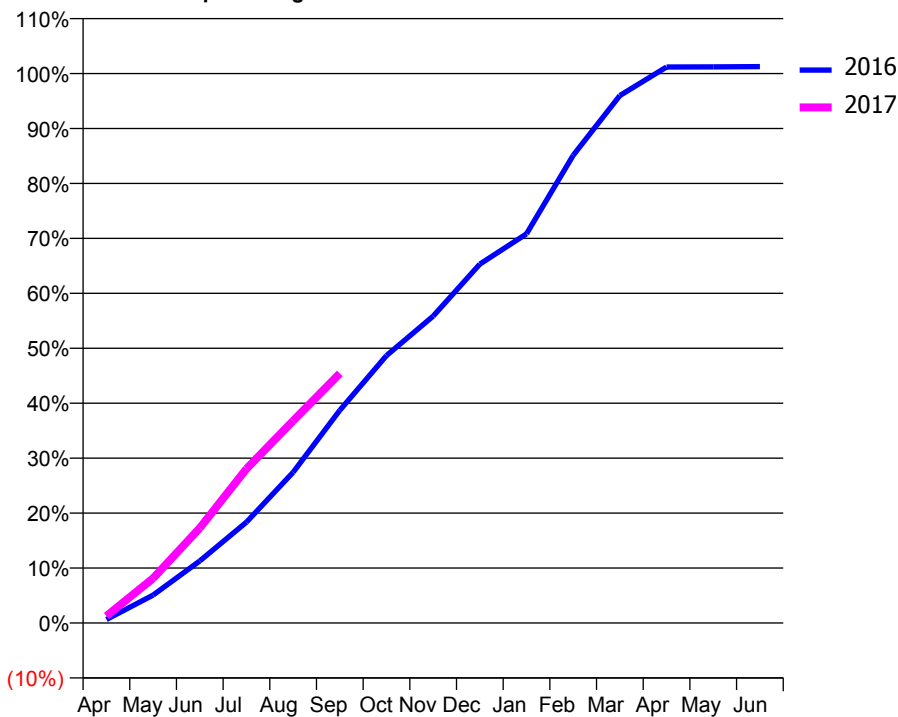
ACCESS*

Patients seen in 24 months	Total	Change since previous quarter
Quarter ending September 2015	2,283	
Quarter ending December 2015	2,438	↑
Quarter ending March 2016	2,570	↑
Quarter ending June 2016	2,559	→
Quarter ending September 2016	2,594	→
Variance since September 2015	13.6%	↑



ACTIVITY

Cumulative percentage of contracted UDA delivered 2016 & 2017



Month	Adjusted Scheduled Activity (UDA)	
	2016	2017
April	40	78
May	314	502
June	698	1,067
July	1,133	1,733
August	1,692	2,271
September	2,390	2,802
October	3,004	
November	3,447	
December	4,031	
January	4,370	
February	5,253	
March	5,924	
April	6,244	
May	6,246	
June	6,249	

QUALITY

	Quantity	Base Number	Contract	AT	Region	England
% of FP17s for the same patient ID Re-attending within 3 months - Children	18	442	4.1%	11.2%	11.8%	12.4%
% of FP17s for the same patient ID Re-attending within 3 months - Adults	90	763	11.8%	16.3%	17.1%	16.7%
% of FP17s for the same patient ID Re-attending between 3 & 9 months - Children	143	442	32.4%	41.5%	45.8%	57.4%
% of FP17s for the same patient ID Re-attending between 3 & 9 months - Adults	225	763	29.5%	35.0%	37.6%	50.5%
% of FP17s for Band 1 Urgent Courses	21	1,069	2.0%	10.8%	10.6%	9.1%
% of FP17s Relating to Free Repair or Replacements	1	1,069	0.1%	0.5%	0.6%	0.8%
% of FP17s Relating to Continuations	19	1,069	1.8%	0.9%	0.9%	1.3%
% of Patients satisfied with the dentistry they have received	0	0	N/A	89.2%	90.2%	93.2%
% of Patients satisfied with the time they had to wait for an appointment	0	0	N/A	81.5%	83.8%	89.0%

* This is based on patients treated on this contract for their most recent course of treatment. Figures in italics indicate the base number of FP17s or Patient Questionnaire responses are less than 100. N/A is shown where the base number of responses is less than 10 during the period. % is calculated as Quantity/Base number*100

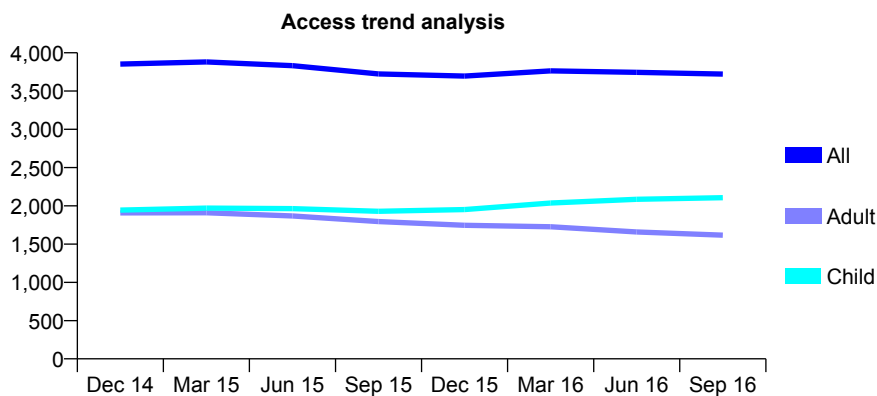
Q61 - Vital Signs At a Glance Contract Report for 166839/0001 - September 2016

Name or company name	Dr S Hirekodi and Mrs A Hirekodi
Contract type name	GDS Contract
Purpose of contract	General
Contract start date	01/04/2012
Contract end date	

16/17 Contracted general activity (UDA)	11,785
Carry forward general activity (UDA)	-29
16/17 Contracted orthodontic activity (UOA)	0
Carry forward orthodontic activity (UOA)	0
Baseline contract value	£378,456.16

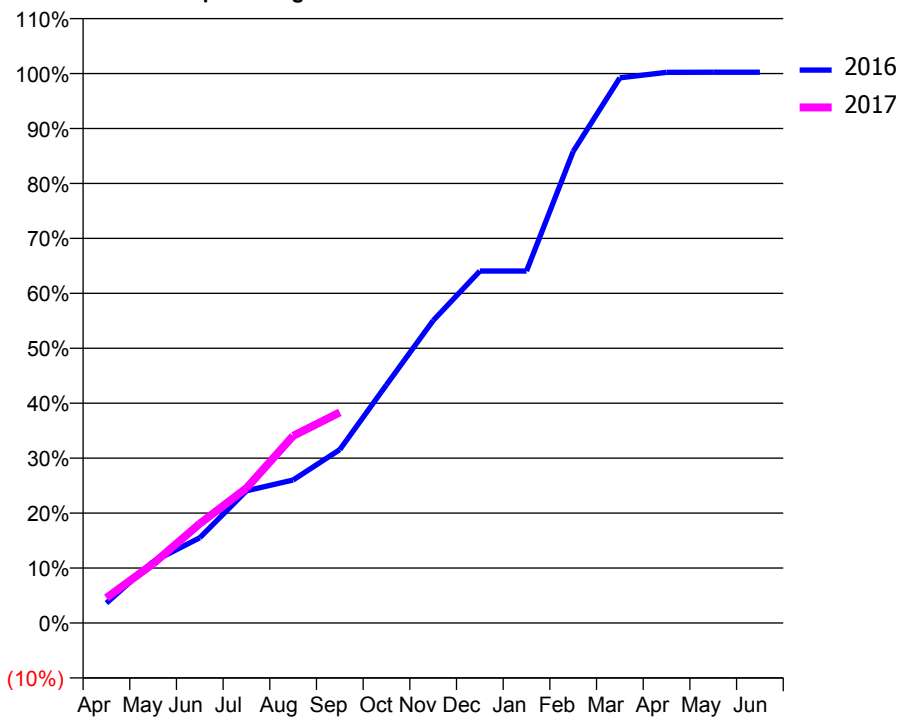
ACCESS*

Patients seen in 24 months	Total	Change since previous quarter
Quarter ending September 2015	3,723	
Quarter ending December 2015	3,696	→
Quarter ending March 2016	3,764	→
Quarter ending June 2016	3,744	→
Quarter ending September 2016	3,722	→
Variance since September 2015	(0.0%)	→



ACTIVITY

Cumulative percentage of contracted UDA delivered 2016 & 2017



Month	Adjusted Scheduled Activity (UDA)	
	2016	2017
April	427	538
May	1,318	1,270
June	1,829	2,132
July	2,835	2,893
August	3,069	4,014
September	3,719	4,516
October	5,109	
November	6,488	
December	7,548	
January	7,548	
February	10,114	
March	11,693	
April	11,809	
May	11,813	
June	11,814	

QUALITY

	Quantity	Base Number	Contract	AT	Region	England
% of FP17s for the same patient ID Re-attending within 3 months - Children	108	1,234	8.8%	11.2%	11.8%	12.4%
% of FP17s for the same patient ID Re-attending within 3 months - Adults	281	936	30.0%	16.3%	17.1%	16.7%
% of FP17s for the same patient ID Re-attending between 3 & 9 months - Children	610	1,234	49.4%	41.5%	45.8%	57.4%
% of FP17s for the same patient ID Re-attending between 3 & 9 months - Adults	284	936	30.3%	35.0%	37.6%	50.5%
% of FP17s for Band 1 Urgent Courses	322	2,102	15.3%	10.8%	10.6%	9.1%
% of FP17s Relating to Free Repair or Replacements	0	2,102	0.0%	0.5%	0.6%	0.8%
% of FP17s Relating to Continuations	12	2,102	0.6%	0.9%	0.9%	1.3%
% of Patients satisfied with the dentistry they have received	1	2	N/A	89.2%	90.2%	93.2%
% of Patients satisfied with the time they had to wait for an appointment	1	2	N/A	81.5%	83.8%	89.0%

* This is based on patients treated on this contract for their most recent course of treatment. Figures in italics indicate the base number of FP17s or Patient Questionnaire responses are less than 100. N/A is shown where the base number of responses is less than 10 during the period. % is calculated as Quantity/Base number*100

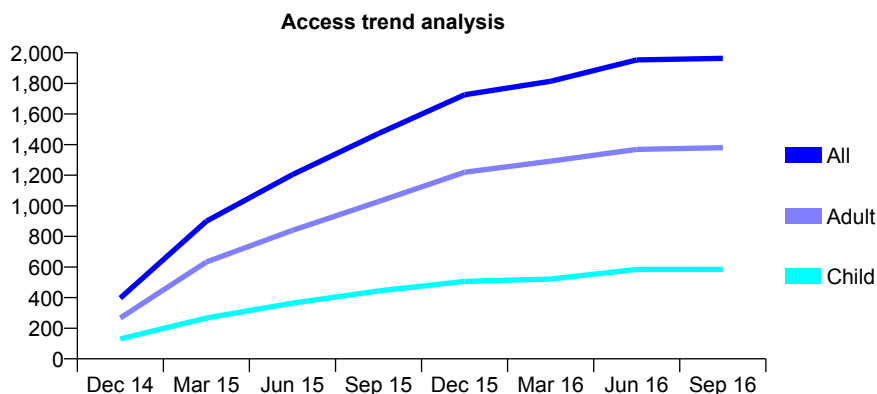
Q61 - Vital Signs At a Glance Contract Report for 167371/0001 - September 2016

Name or company name	All Smiles Dental Care
Contract type name	GDS Contract
Purpose of contract	General
Contract start date	01/09/2014
Contract end date	

16/17 Contracted general activity (UDA)	5,168
Carry forward general activity (UDA)	0
16/17 Contracted orthodontic activity (UOA)	0
Carry forward orthodontic activity (UOA)	0
Baseline contract value	£146,650.62

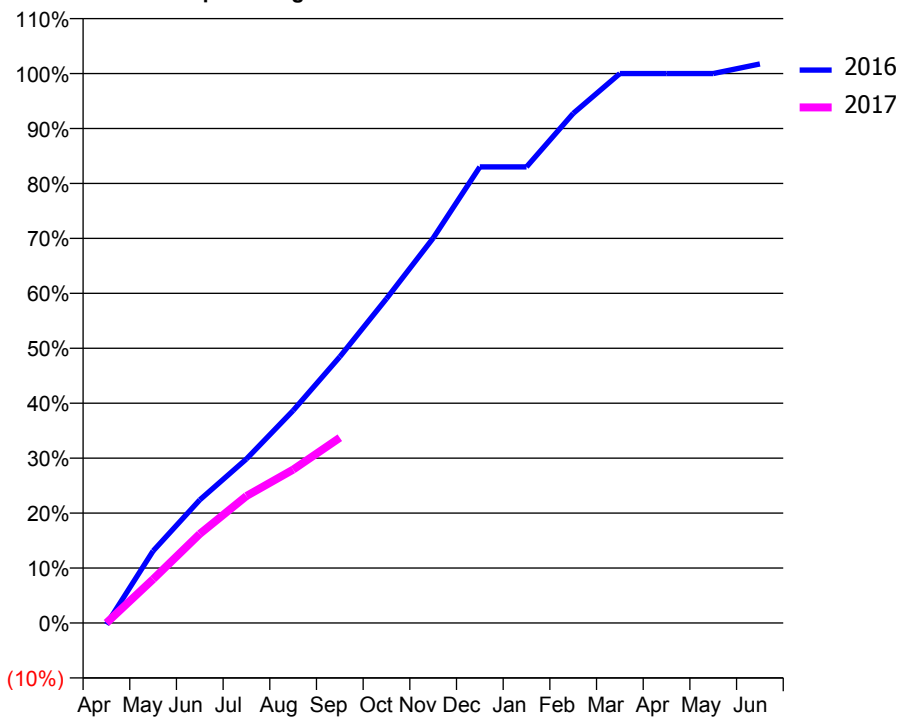
ACCESS*

Patients seen in 24 months	Total	Change since previous quarter
Quarter ending September 2015	1,472	
Quarter ending December 2015	1,726	↑
Quarter ending March 2016	1,814	↑
Quarter ending June 2016	1,953	↑
Quarter ending September 2016	1,964	→
Variance since September 2015	33.4%	↑



ACTIVITY

Cumulative percentage of contracted UDA delivered 2016 & 2017



Month	Adjusted Scheduled Activity (UDA)	
	2016	2017
April	-14	0
May	678	411
June	1,158	838
July	1,543	1,194
August	1,998	1,443
September	2,504	1,742
October	3,051	
November	3,620	
December	4,290	
January	4,290	
February	4,793	
March	5,168	
April	5,168	
May	5,168	
June	5,258	

QUALITY

	Quantity	Base Number	Contract	AT	Region	England
% of FP17s for the same patient ID Re-attending within 3 months - Children	17	280	6.1%	11.2%	11.8%	12.4%
% of FP17s for the same patient ID Re-attending within 3 months - Adults	52	532	9.8%	16.3%	17.1%	16.7%
% of FP17s for the same patient ID Re-attending between 3 & 9 months - Children	56	280	20.0%	41.5%	45.8%	57.4%
% of FP17s for the same patient ID Re-attending between 3 & 9 months - Adults	138	532	25.9%	35.0%	37.6%	50.5%
% of FP17s for Band 1 Urgent Courses	92	788	11.7%	10.8%	10.6%	9.1%
% of FP17s Relating to Free Repair or Replacements	3	788	0.4%	0.5%	0.6%	0.8%
% of FP17s Relating to Continuations	5	788	0.6%	0.9%	0.9%	1.3%
% of Patients satisfied with the dentistry they have received	1	1	N/A	89.2%	90.2%	93.2%
% of Patients satisfied with the time they had to wait for an appointment	1	1	N/A	81.5%	83.8%	89.0%

* This is based on patients treated on this contract for their most recent course of treatment. Figures in italics indicate the base number of FP17s or Patient Questionnaire responses are less than 100. N/A is shown where the base number of responses is less than 10 during the period. % is calculated as Quantity/Base number*100

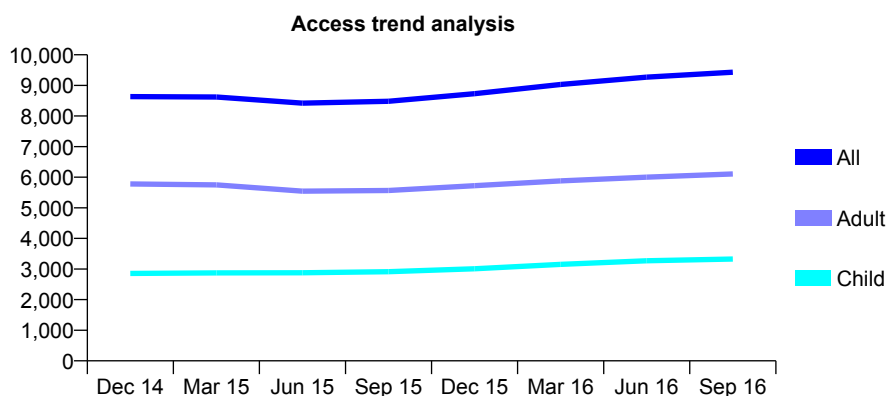
Q61 - Vital Signs At a Glance Contract Report for 168009/0001 - September 2016

Name or company name	East Street Dental Ltd
Contract type name	GDS Contract
Purpose of contract	General
Contract start date	01/12/2007
Contract end date	

16/17 Contracted general activity (UDA)	24,937
Carry forward general activity (UDA)	-158
16/17 Contracted orthodontic activity (UOA)	0
Carry forward orthodontic activity (UOA)	0
Baseline contract value	£784,226.24

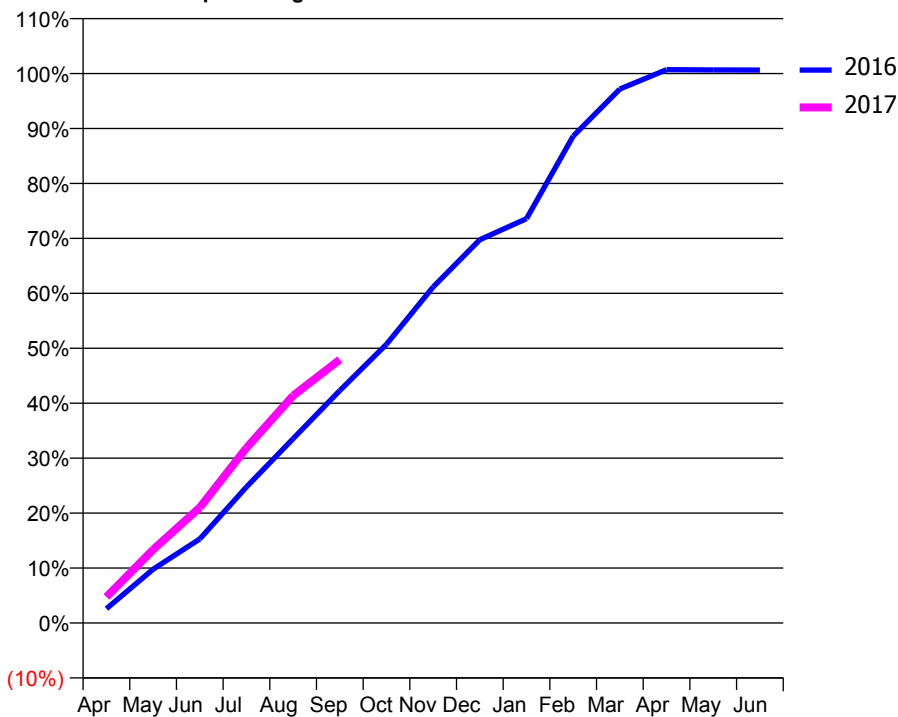
ACCESS*

Patients seen in 24 months	Total	Change since previous quarter
Quarter ending September 2015	8,481	
Quarter ending December 2015	8,732	↑
Quarter ending March 2016	9,030	↑
Quarter ending June 2016	9,272	↑
Quarter ending September 2016	9,432	→
Variance since September 2015	11.2%	↑



ACTIVITY

Cumulative percentage of contracted UDA delivered 2016 & 2017



Month	Adjusted Scheduled Activity (UDA)	
	2016	2017
April	651	1,181
May	2,444	3,331
June	3,817	5,245
July	6,178	7,946
August	8,367	10,318
September	10,548	11,953
October	12,648	
November	15,253	
December	17,392	
January	18,350	
February	22,097	
March	24,230	
April	25,108	
May	25,098	
June	25,095	

QUALITY

	Quantity	Base Number	Contract	AT	Region	England
% of FP17s for the same patient ID Re-attending within 3 months - Children	113	2,025	5.6%	11.2%	11.8%	12.4%
% of FP17s for the same patient ID Re-attending within 3 months - Adults	261	2,951	8.8%	16.3%	17.1%	16.7%
% of FP17s for the same patient ID Re-attending between 3 & 9 months - Children	877	2,025	43.3%	41.5%	45.8%	57.4%
% of FP17s for the same patient ID Re-attending between 3 & 9 months - Adults	995	2,951	33.7%	35.0%	37.6%	50.5%
% of FP17s for Band 1 Urgent Courses	261	4,608	5.7%	10.8%	10.6%	9.1%
% of FP17s Relating to Free Repair or Replacements	27	4,608	0.6%	0.5%	0.6%	0.8%
% of FP17s Relating to Continuations	12	4,608	0.3%	0.9%	0.9%	1.3%
% of Patients satisfied with the dentistry they have received	2	2	N/A	89.2%	90.2%	93.2%
% of Patients satisfied with the time they had to wait for an appointment	2	2	N/A	81.5%	83.8%	89.0%

* This is based on patients treated on this contract for their most recent course of treatment. Figures in italics indicate the base number of FP17s or Patient Questionnaire responses are less than 100. N/A is shown where the base number of responses is less than 10 during the period. % is calculated as Quantity/Base number*100

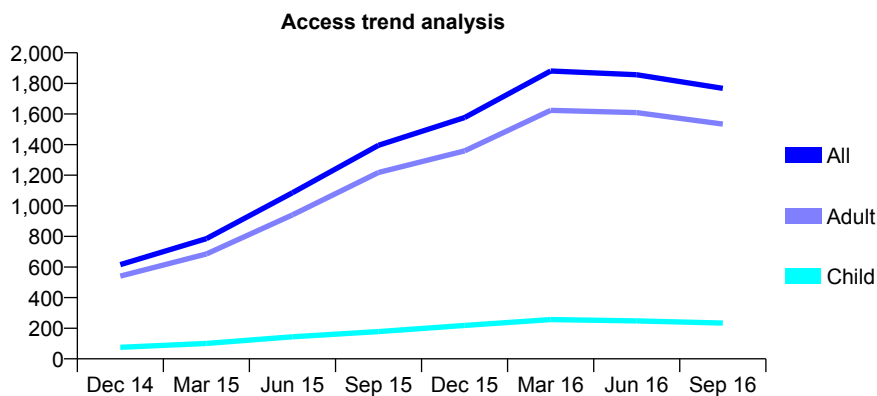
Q61 - Vital Signs At a Glance Contract Report for 169161/0001 - September 2016

Name or company name	Whittington Health OOHUHS
Contract type name	PDS Contract
Purpose of contract	General
Contract start date	01/04/2014
Contract end date	31/03/2017

16/17 Contracted general activity (UDA)	3,885
Carry forward general activity (UDA)	0
16/17 Contracted orthodontic activity (UOA)	0
Carry forward orthodontic activity (UOA)	0
Baseline contract value	£173,206.25

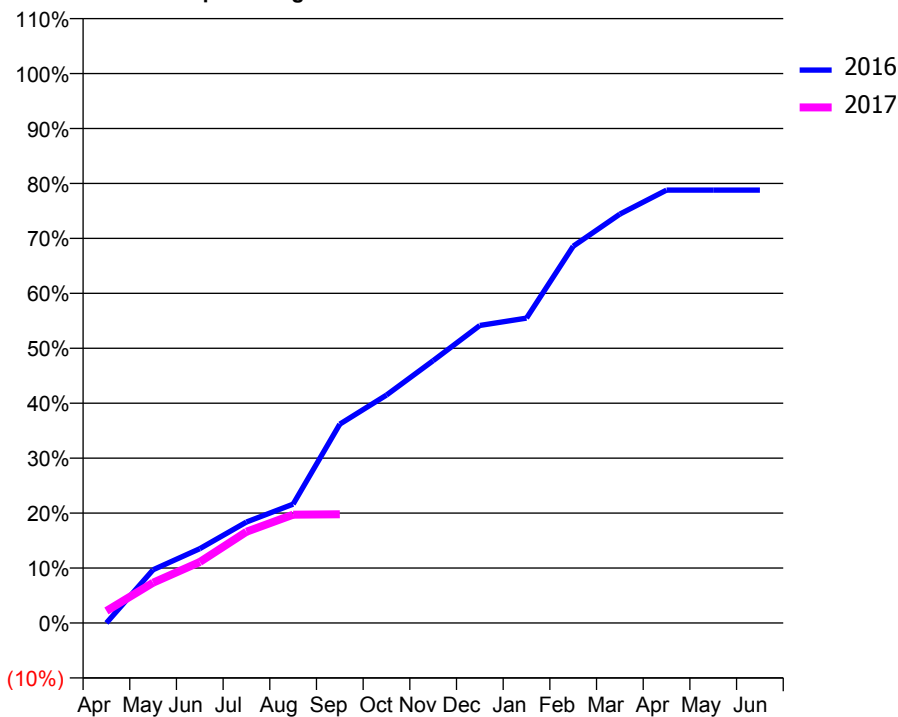
ACCESS*

Patients seen in 24 months	Total	Change since previous quarter
Quarter ending September 2015	1,396	
Quarter ending December 2015	1,577	↑
Quarter ending March 2016	1,881	↑
Quarter ending June 2016	1,857	↓
Quarter ending September 2016	1,768	↓
Variance since September 2015	26.6%	↑



ACTIVITY

Cumulative percentage of contracted UDA delivered 2016 & 2017



Adjusted Scheduled Activity (UDA)

Month	2016	2017
April	0	85
May	377	285
June	526	431
July	715	645
August	841	766
September	1,406	769
October	1,612	
November	1,855	
December	2,104	
January	2,155	
February	2,664	
March	2,891	
April	3,061	
May	3,061	
June	3,061	

QUALITY

	Quantity	Base Number	Contract	AT	Region	England
% of FP17s for the same patient ID Re-attending within 3 months - Children	3	91	3.3%	11.2%	11.8%	12.4%
% of FP17s for the same patient ID Re-attending within 3 months - Adults	15	691	2.2%	16.3%	17.1%	16.7%
% of FP17s for the same patient ID Re-attending between 3 & 9 months - Children	0	91	0.0%	41.5%	45.8%	57.4%
% of FP17s for the same patient ID Re-attending between 3 & 9 months - Adults	7	691	1.0%	35.0%	37.6%	50.5%
% of FP17s for Band 1 Urgent Courses	638	640	99.7%	10.8%	10.6%	9.1%
% of FP17s Relating to Free Repair or Replacements	0	640	0.0%	0.5%	0.6%	0.8%
% of FP17s Relating to Continuations	0	640	0.0%	0.9%	0.9%	1.3%
% of Patients satisfied with the dentistry they have received	0	0	N/A	89.2%	90.2%	93.2%
% of Patients satisfied with the time they had to wait for an appointment	0	0	N/A	81.5%	83.8%	89.0%

* This is based on patients treated on this contract for their most recent course of treatment. Figures in italics indicate the base number of FP17s or Patient Questionnaire responses are less than 100. N/A is shown where the base number of responses is less than 10 during the period. % is calculated as Quantity/Base number*100

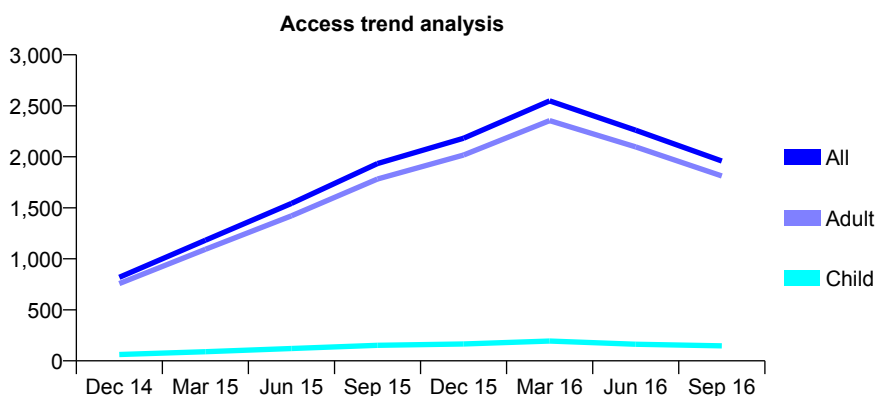
Q61 - Vital Signs At a Glance Contract Report for 169161/0002 - September 2016

Name or company name	Whittington Health OOHUHS
Contract type name	PDS Contract
Purpose of contract	General
Contract start date	01/04/2014
Contract end date	31/03/2017

16/17 Contracted general activity (UDA)	4,795
Carry forward general activity (UDA)	0
16/17 Contracted orthodontic activity (UOA)	0
Carry forward orthodontic activity (UOA)	0
Baseline contract value	£213,777.09

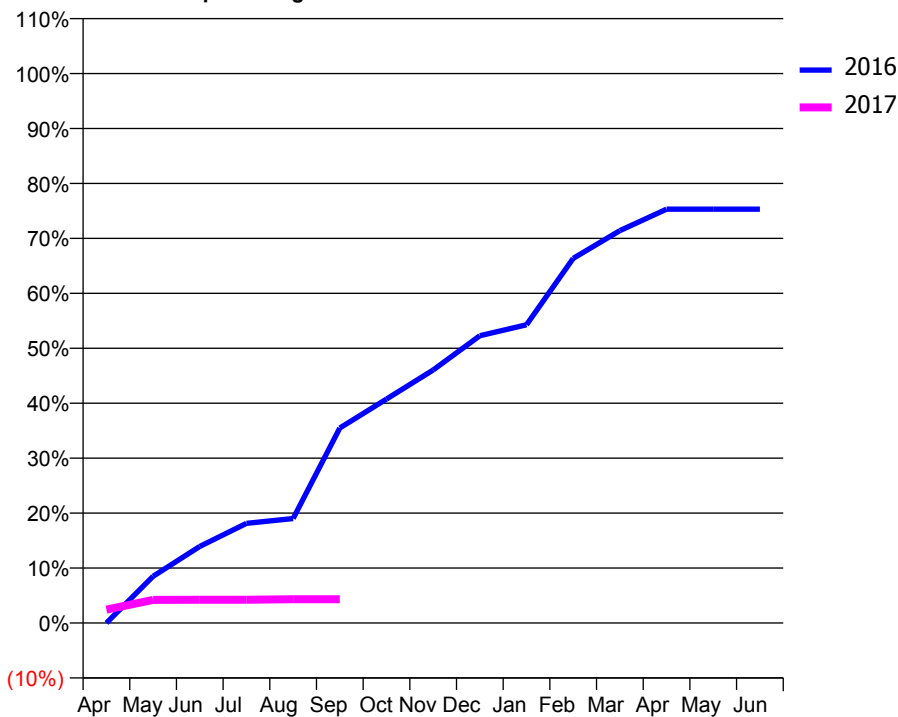
ACCESS*

Patients seen in 24 months	Total	Change since previous quarter
Quarter ending September 2015	1,934	
Quarter ending December 2015	2,183	↑
Quarter ending March 2016	2,549	↑
Quarter ending June 2016	2,261	↓
Quarter ending September 2016	1,959	↓
Variance since September 2015	1.3%	→



ACTIVITY

Cumulative percentage of contracted UDA delivered 2016 & 2017



Month	Adjusted Scheduled Activity (UDA)	
	2016	2017
April	0	117
May	407	202
June	669	203
July	870	203
August	912	208
September	1,702	208
October	1,954	
November	2,207	
December	2,507	
January	2,603	
February	3,182	
March	3,424	
April	3,611	
May	3,611	
June	3,611	

QUALITY

	Quantity	Base Number	Contract	AT	Region	England
% of FP17s for the same patient ID Re-attending within 3 months - Children	0	28	0.0%	11.2%	11.8%	12.4%
% of FP17s for the same patient ID Re-attending within 3 months - Adults	5	301	1.7%	16.3%	17.1%	16.7%
% of FP17s for the same patient ID Re-attending between 3 & 9 months - Children	0	28	0.0%	41.5%	45.8%	57.4%
% of FP17s for the same patient ID Re-attending between 3 & 9 months - Adults	1	301	0.3%	35.0%	37.6%	50.5%
% of FP17s for Band 1 Urgent Courses	171	172	99.4%	10.8%	10.6%	9.1%
% of FP17s Relating to Free Repair or Replacements	0	172	0.0%	0.5%	0.6%	0.8%
% of FP17s Relating to Continuations	0	172	0.0%	0.9%	0.9%	1.3%
% of Patients satisfied with the dentistry they have received	1	1	N/A	89.2%	90.2%	93.2%
% of Patients satisfied with the time they had to wait for an appointment	1	1	N/A	81.5%	83.8%	89.0%

* This is based on patients treated on this contract for their most recent course of treatment. Figures in italics indicate the base number of FP17s or Patient Questionnaire responses are less than 100. N/A is shown where the base number of responses is less than 10 during the period. % is calculated as Quantity/Base number*100

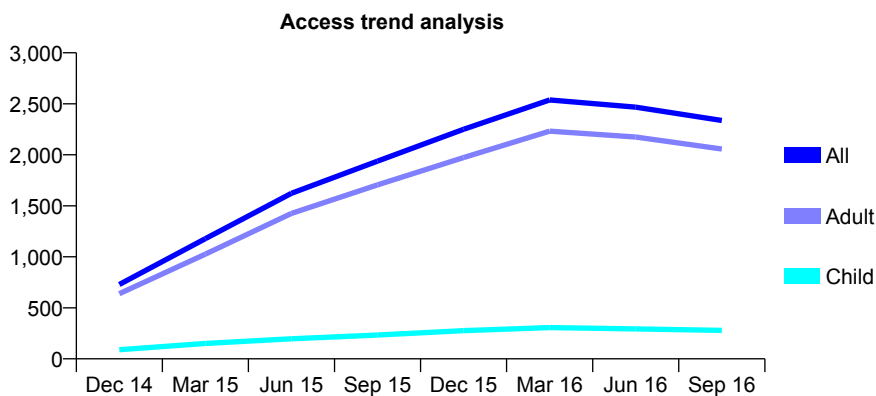
Q61 - Vital Signs At a Glance Contract Report for 169161/0003 - September 2016

Name or company name	Whittington Health OOHUHS
Contract type name	PDS Contract
Purpose of contract	General
Contract start date	01/04/2014
Contract end date	31/03/2017

16/17 Contracted general activity (UDA)	4,795
Carry forward general activity (UDA)	0
16/17 Contracted orthodontic activity (UOA)	0
Carry forward orthodontic activity (UOA)	0
Baseline contract value	£213,777.09

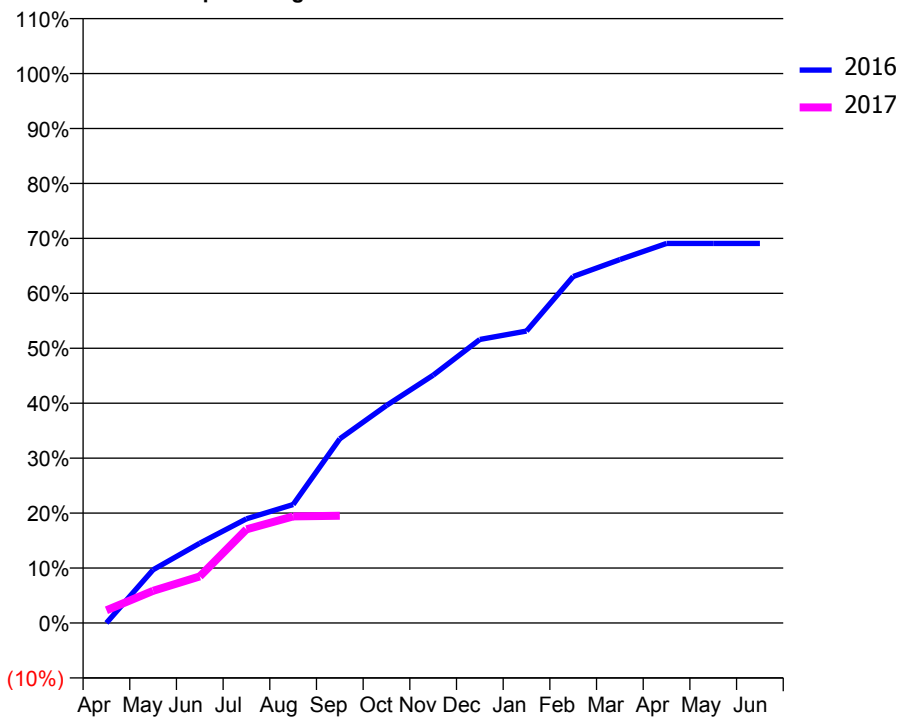
ACCESS*

Patients seen in 24 months	Total	Change since previous quarter
Quarter ending September 2015	1,938	
Quarter ending December 2015	2,250	↑
Quarter ending March 2016	2,538	↑
Quarter ending June 2016	2,467	↓
Quarter ending September 2016	2,336	↓
Variance since September 2015	20.5%	↑



ACTIVITY

Cumulative percentage of contracted UDA delivered 2016 & 2017



Adjusted Scheduled Activity (UDA)

Month	2016	2017
April	0	112
May	464	281
June	696	407
July	910	817
August	1,034	930
September	1,607	936
October	1,899	
November	2,163	
December	2,474	
January	2,547	
February	3,023	
March	3,171	
April	3,312	
May	3,312	
June	3,312	

QUALITY

	Quantity	Base Number	Contract	AT	Region	England
% of FP17s for the same patient ID Re-attending within 3 months - Children	2	135	1.5%	11.2%	11.8%	12.4%
% of FP17s for the same patient ID Re-attending within 3 months - Adults	8	772	1.0%	16.3%	17.1%	16.7%
% of FP17s for the same patient ID Re-attending between 3 & 9 months - Children	0	135	0.0%	41.5%	45.8%	57.4%
% of FP17s for the same patient ID Re-attending between 3 & 9 months - Adults	3	772	0.4%	35.0%	37.6%	50.5%
% of FP17s for Band 1 Urgent Courses	780	782	99.7%	10.8%	10.6%	9.1%
% of FP17s Relating to Free Repair or Replacements	0	782	0.0%	0.5%	0.6%	0.8%
% of FP17s Relating to Continuations	0	782	0.0%	0.9%	0.9%	1.3%
% of Patients satisfied with the dentistry they have received	0	0	N/A	89.2%	90.2%	93.2%
% of Patients satisfied with the time they had to wait for an appointment	0	0	N/A	81.5%	83.8%	89.0%

* This is based on patients treated on this contract for their most recent course of treatment. Figures in italics indicate the base number of FP17s or Patient Questionnaire responses are less than 100. N/A is shown where the base number of responses is less than 10 during the period. % is calculated as Quantity/Base number*100

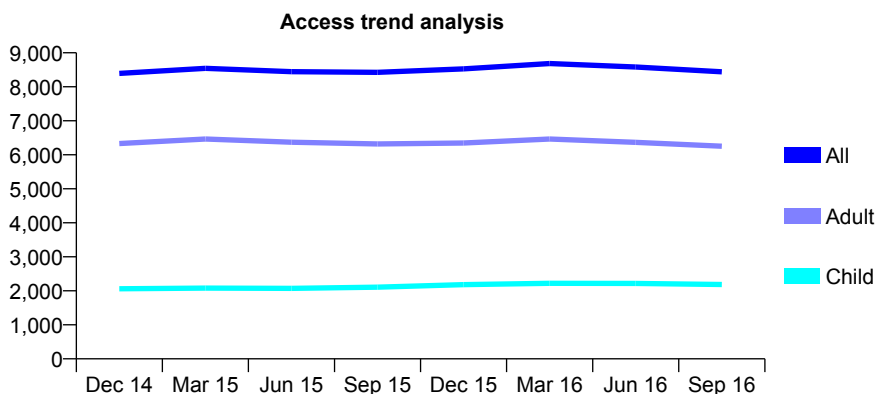
Q61 - Vital Signs At a Glance Contract Report for 169234/0001 - September 2016

Name or company name	Hoe St Dental Surgery Ltd
Contract type name	GDS Contract
Purpose of contract	General
Contract start date	01/11/2011
Contract end date	

16/17 Contracted general activity (UDA)	24,870
Carry forward general activity (UDA)	534
16/17 Contracted orthodontic activity (UOA)	0
Carry forward orthodontic activity (UOA)	0
Baseline contract value	£695,115.92

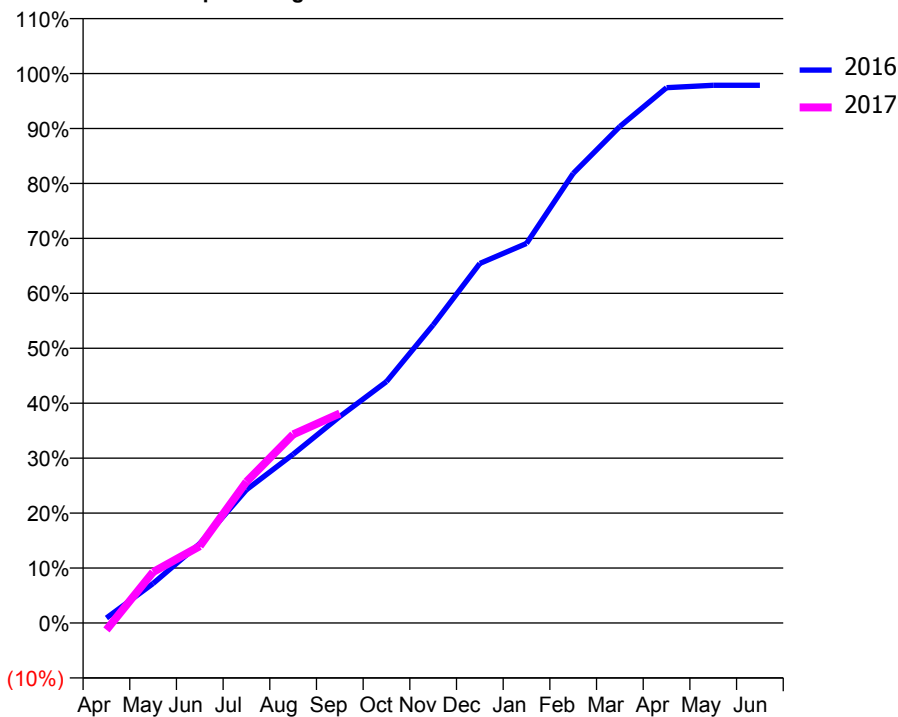
ACCESS*

Patients seen in 24 months	Total	Change since previous quarter
Quarter ending September 2015	8,425	
Quarter ending December 2015	8,528	→
Quarter ending March 2016	8,684	→
Quarter ending June 2016	8,584	↓
Quarter ending September 2016	8,442	↓
Variance since September 2015	0.2%	→



ACTIVITY

Cumulative percentage of contracted UDA delivered 2016 & 2017



Month	Adjusted Scheduled Activity (UDA)	
	2016	2017
April	225	-319
May	1,787	2,309
June	3,594	3,477
July	6,030	6,394
August	7,635	8,534
September	9,345	9,484
October	10,927	
November	13,490	
December	16,275	
January	17,180	
February	20,349	
March	22,472	
April	24,226	
May	24,336	
June	24,336	

QUALITY

	Quantity	Base Number	Contract	AT	Region	England
% of FP17s for the same patient ID Re-attending within 3 months - Children	80	997	8.0%	11.2%	11.8%	12.4%
% of FP17s for the same patient ID Re-attending within 3 months - Adults	308	2,570	12.0%	16.3%	17.1%	16.7%
% of FP17s for the same patient ID Re-attending between 3 & 9 months - Children	235	997	23.6%	41.5%	45.8%	57.4%
% of FP17s for the same patient ID Re-attending between 3 & 9 months - Adults	530	2,570	20.6%	35.0%	37.6%	50.5%
% of FP17s for Band 1 Urgent Courses	279	2,853	9.8%	10.8%	10.6%	9.1%
% of FP17s Relating to Free Repair or Replacements	19	2,853	0.7%	0.5%	0.6%	0.8%
% of FP17s Relating to Continuations	55	2,853	1.9%	0.9%	0.9%	1.3%
% of Patients satisfied with the dentistry they have received	4	4	N/A	89.2%	90.2%	93.2%
% of Patients satisfied with the time they had to wait for an appointment	3	4	N/A	81.5%	83.8%	89.0%

* This is based on patients treated on this contract for their most recent course of treatment. Figures in italics indicate the base number of FP17s or Patient Questionnaire responses are less than 100. N/A is shown where the base number of responses is less than 10 during the period. % is calculated as Quantity/Base number*100

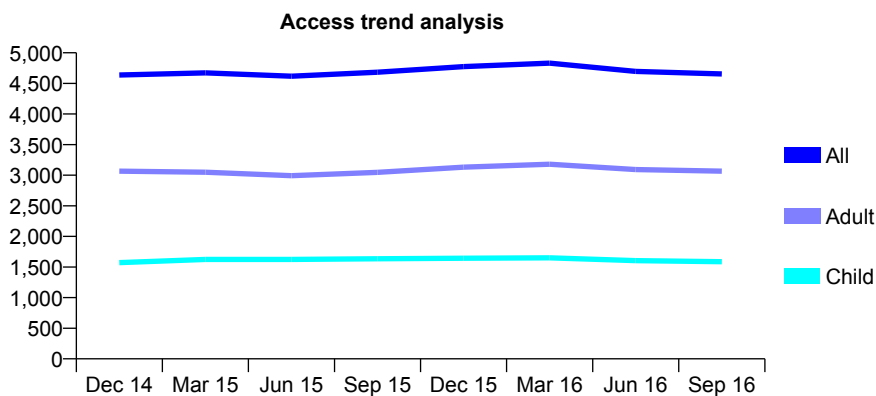
Q61 - Vital Signs At a Glance Contract Report for 169285/0001 - September 2016

Name or company name	TMG Dentistry Ltd
Contract type name	GDS Contract
Purpose of contract	General
Contract start date	01/04/2010
Contract end date	

16/17 Contracted general activity (UDA)	12,000
Carry forward general activity (UDA)	0
16/17 Contracted orthodontic activity (UOA)	0
Carry forward orthodontic activity (UOA)	0
Baseline contract value	£363,474.06

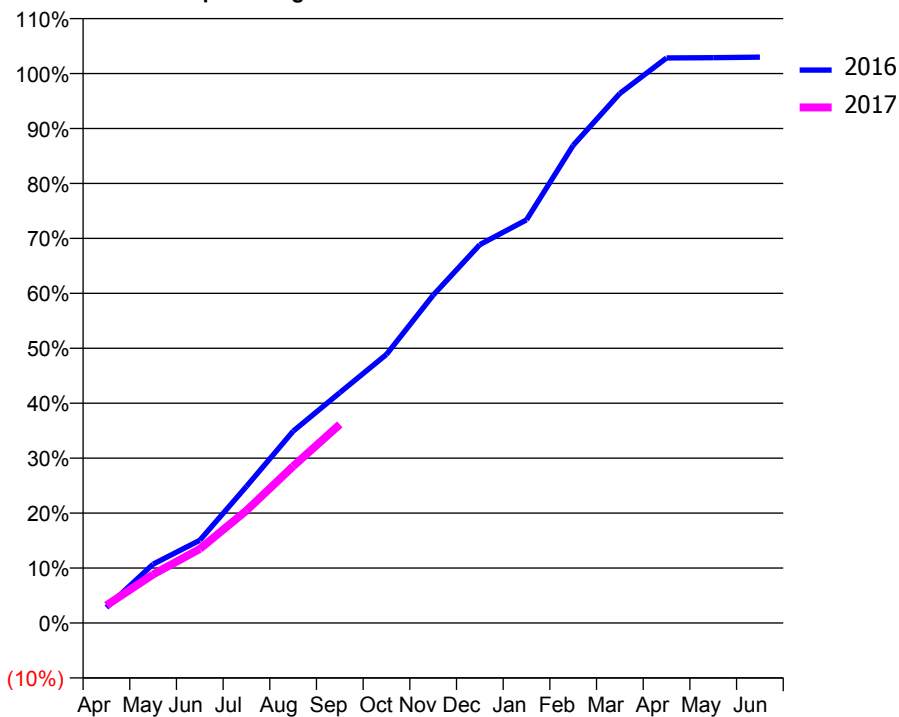
ACCESS*

Patients seen in 24 months	Total	Change since previous quarter
Quarter ending September 2015	4,682	
Quarter ending December 2015	4,774	→
Quarter ending March 2016	4,831	→
Quarter ending June 2016	4,697	↓
Quarter ending September 2016	4,654	→
Variance since September 2015	(0.6%)	→



ACTIVITY

Cumulative percentage of contracted UDA delivered 2016 & 2017



Adjusted Scheduled Activity (UDA)

Month	2016	2017
April	338	385
May	1,286	1,063
June	1,807	1,618
July	2,983	2,457
August	4,188	3,422
September	5,030	4,339
October	5,865	
November	7,158	
December	8,262	
January	8,804	
February	10,433	
March	11,566	
April	12,339	
May	12,344	
June	12,356	

QUALITY

	Quantity	Base Number	Contract	AT	Region	England
% of FP17s for the same patient ID Re-attending within 3 months - Children	69	761	9.1%	11.2%	11.8%	12.4%
% of FP17s for the same patient ID Re-attending within 3 months - Adults	283	1,446	19.6%	16.3%	17.1%	16.7%
% of FP17s for the same patient ID Re-attending between 3 & 9 months - Children	306	761	40.2%	41.5%	45.8%	57.4%
% of FP17s for the same patient ID Re-attending between 3 & 9 months - Adults	452	1,446	31.3%	35.0%	37.6%	50.5%
% of FP17s for Band 1 Urgent Courses	223	1,928	11.6%	10.8%	10.6%	9.1%
% of FP17s Relating to Free Repair or Replacements	20	1,928	1.0%	0.5%	0.6%	0.8%
% of FP17s Relating to Continuations	29	1,928	1.5%	0.9%	0.9%	1.3%
% of Patients satisfied with the dentistry they have received	2	2	N/A	89.2%	90.2%	93.2%
% of Patients satisfied with the time they had to wait for an appointment	2	2	N/A	81.5%	83.8%	89.0%

* This is based on patients treated on this contract for their most recent course of treatment. Figures in italics indicate the base number of FP17s or Patient Questionnaire responses are less than 100. N/A is shown where the base number of responses is less than 10 during the period. % is calculated as Quantity/Base number*100

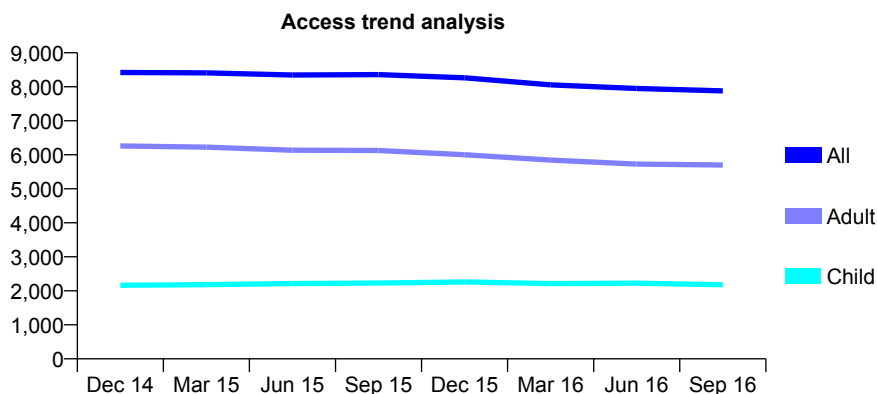
Q61 - Vital Signs At a Glance Contract Report for 170070/0001 - September 2016

Name or company name	Chadwell Dental Practice Ltd
Contract type name	GDS Contract
Purpose of contract	General
Contract start date	01/06/2011
Contract end date	

16/17 Contracted general activity (UDA)	23,737
Carry forward general activity (UDA)	-475
16/17 Contracted orthodontic activity (UOA)	0
Carry forward orthodontic activity (UOA)	0
Baseline contract value	£565,468.21

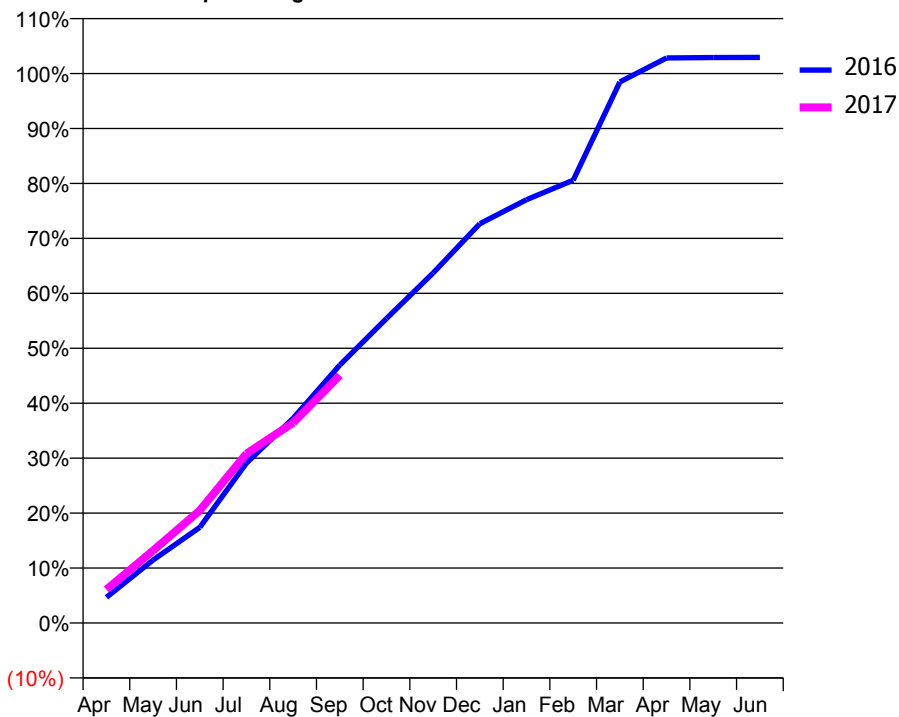
ACCESS*

Patients seen in 24 months	Total	Change since previous quarter
Quarter ending September 2015	8,358	
Quarter ending December 2015	8,264	↓
Quarter ending March 2016	8,058	↓
Quarter ending June 2016	7,952	↓
Quarter ending September 2016	7,880	→
Variance since September 2015	(5.7%)	↓



ACTIVITY

Cumulative percentage of contracted UDA delivered 2016 & 2017



QUALITY

	Quantity	Base Number	Contract	AT	Region	England
% of FP17s for the same patient ID Re-attending within 3 months - Children	129	1,213	10.6%	11.2%	11.8%	12.4%
% of FP17s for the same patient ID Re-attending within 3 months - Adults	616	3,174	19.4%	16.3%	17.1%	16.7%
% of FP17s for the same patient ID Re-attending between 3 & 9 months - Children	574	1,213	47.3%	41.5%	45.8%	57.4%
% of FP17s for the same patient ID Re-attending between 3 & 9 months - Adults	1,463	3,174	46.1%	35.0%	37.6%	50.5%
% of FP17s for Band 1 Urgent Courses	222	4,752	4.7%	10.8%	10.6%	9.1%
% of FP17s Relating to Free Repair or Replacements	58	4,752	1.2%	0.5%	0.6%	0.8%
% of FP17s Relating to Continuations	27	4,752	0.6%	0.9%	0.9%	1.3%
% of Patients satisfied with the dentistry they have received	2	2	N/A	89.2%	90.2%	93.2%
% of Patients satisfied with the time they had to wait for an appointment	2	2	N/A	81.5%	83.8%	89.0%

* This is based on patients treated on this contract for their most recent course of treatment. Figures in italics indicate the base number of FP17s or Patient Questionnaire responses are less than 100. N/A is shown where the base number of responses is less than 10 during the period. % is calculated as Quantity/Base number*100

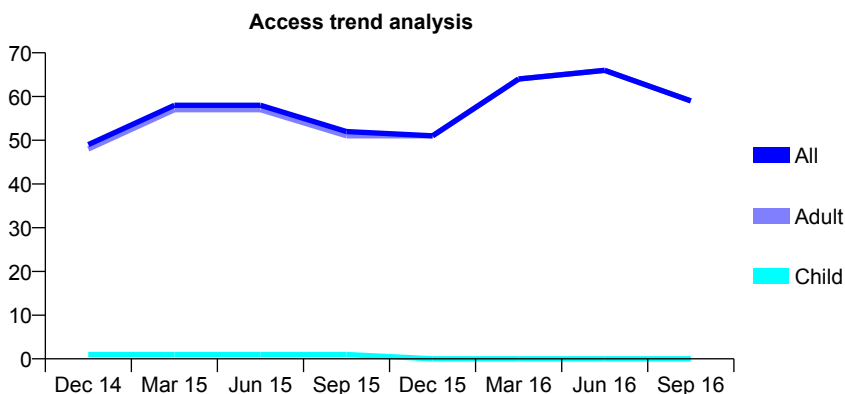
Q61 - Vital Signs At a Glance Contract Report for 170615/0001 - September 2016

Name or company name	Mr N.Nagpaul & Mr J. Ginty
Contract type name	PDS Contract
Purpose of contract	General
Contract start date	01/04/2009
Contract end date	31/03/2017

16/17 Contracted general activity (UDA)	276
Carry forward general activity (UDA)	0
16/17 Contracted orthodontic activity (UOA)	0
Carry forward orthodontic activity (UOA)	0
Baseline contract value	£54,427.00

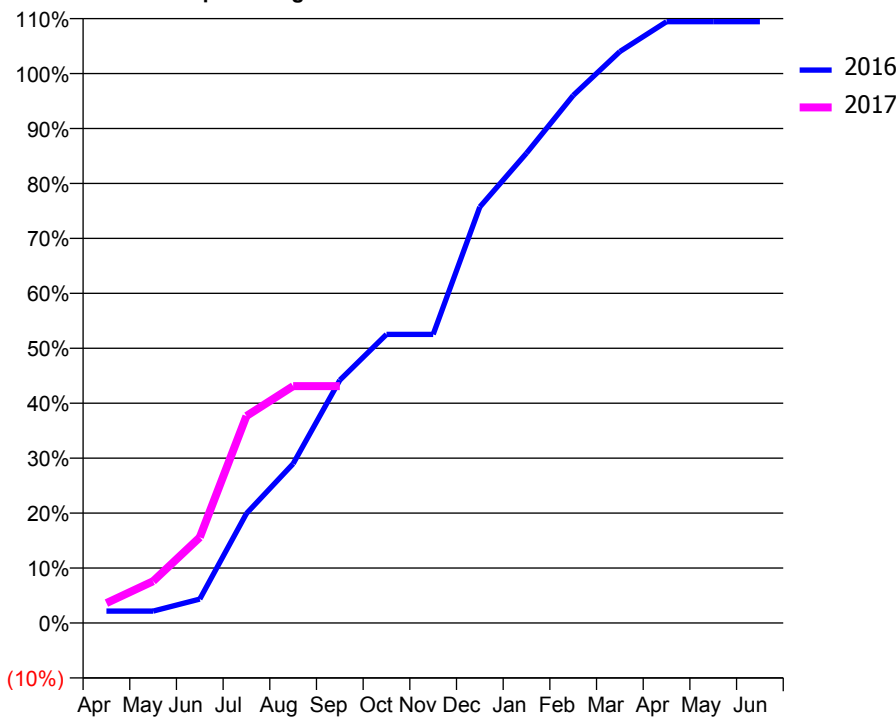
ACCESS*

Patients seen in 24 months	Total	Change since previous quarter
Quarter ending September 2015	52	
Quarter ending December 2015	51	↓
Quarter ending March 2016	64	↑
Quarter ending June 2016	66	↑
Quarter ending September 2016	59	↓
Variance since September 2015	13.5%	↑



ACTIVITY

Cumulative percentage of contracted UDA delivered 2016 & 2017



Month	Adjusted Scheduled Activity (UDA)	
	2016	2017
April	6	10
May	6	21
June	12	43
July	55	104
August	80	119
September	122	119
October	145	
November	145	
December	209	
January	236	
February	265	
March	287	
April	302	
May	302	
June	302	

QUALITY

	Quantity	Base Number	Contract	AT	Region	England
% of FP17s for the same patient ID Re-attending within 3 months - Children	0	0	N/A	11.2%	11.8%	12.4%
% of FP17s for the same patient ID Re-attending within 3 months - Adults	0	51	0.0%	16.3%	17.1%	16.7%
% of FP17s for the same patient ID Re-attending between 3 & 9 months - Children	0	0	N/A	41.5%	45.8%	57.4%
% of FP17s for the same patient ID Re-attending between 3 & 9 months - Adults	0	51	0.0%	35.0%	37.6%	50.5%
% of FP17s for Band 1 Urgent Courses	0	45	0.0%	10.8%	10.6%	9.1%
% of FP17s Relating to Free Repair or Replacements	0	45	0.0%	0.5%	0.6%	0.8%
% of FP17s Relating to Continuations	0	45	0.0%	0.9%	0.9%	1.3%
% of Patients satisfied with the dentistry they have received	0	0	N/A	89.2%	90.2%	93.2%
% of Patients satisfied with the time they had to wait for an appointment	0	0	N/A	81.5%	83.8%	89.0%

* This is based on patients treated on this contract for their most recent course of treatment. Figures in italics indicate the base number of FP17s or Patient Questionnaire responses are less than 100. N/A is shown where the base number of responses is less than 10 during the period. % is calculated as Quantity/Base number*100

Q61 - Vital Signs At a Glance Contract Report for 170615/0002 - September 2016

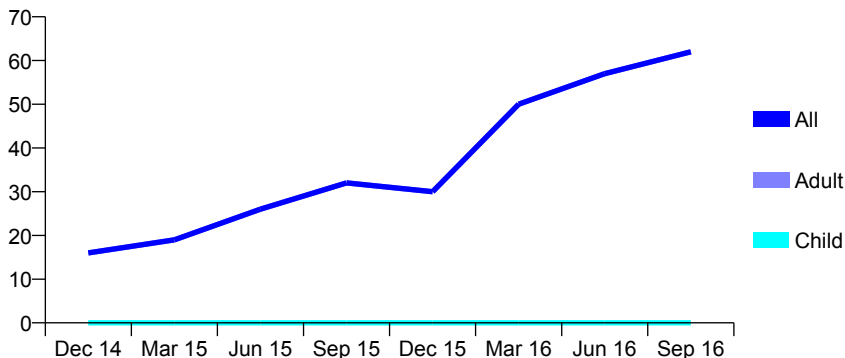
Name or company name	Mr N.Nagpaul & Mr J. Ginty
Contract type name	PDS Contract
Purpose of contract	General
Contract start date	01/11/2009
Contract end date	31/03/2017

16/17 Contracted general activity (UDA)	300
Carry forward general activity (UDA)	0
16/17 Contracted orthodontic activity (UOA)	0
Carry forward orthodontic activity (UOA)	0
Baseline contract value	£60,586.68

ACCESS*

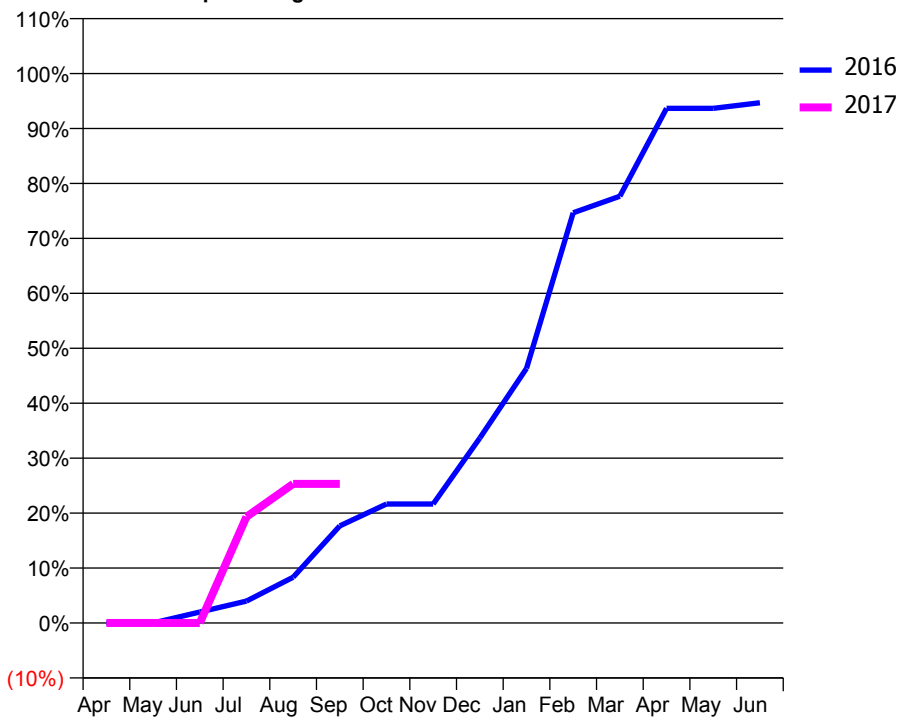
Patients seen in 24 months	Total	Change since previous quarter
Quarter ending September 2015	32	
Quarter ending December 2015	30	↓
Quarter ending March 2016	50	↑
Quarter ending June 2016	57	↑
Quarter ending September 2016	62	↑
Variance since September 2015	93.8%	↑

Access trend analysis



ACTIVITY

Cumulative percentage of contracted UDA delivered 2016 & 2017



Month	Adjusted Scheduled Activity (UDA)	
	2016	2017
April	0	0
May	0	0
June	6	0
July	12	58
August	25	76
September	53	76
October	65	
November	65	
December	101	
January	139	
February	224	
March	233	
April	281	
May	281	
June	284	

QUALITY

	Quantity	Base Number	Contract	AT	Region	England
% of FP17s for the same patient ID Re-attending within 3 months - Children	0	0	N/A	11.2%	11.8%	12.4%
% of FP17s for the same patient ID Re-attending within 3 months - Adults	0	46	0.0%	16.3%	17.1%	16.7%
% of FP17s for the same patient ID Re-attending between 3 & 9 months - Children	0	0	N/A	41.5%	45.8%	57.4%
% of FP17s for the same patient ID Re-attending between 3 & 9 months - Adults	0	46	0.0%	35.0%	37.6%	50.5%
% of FP17s for Band 1 Urgent Courses	0	26	0.0%	10.8%	10.6%	9.1%
% of FP17s Relating to Free Repair or Replacements	0	26	0.0%	0.5%	0.6%	0.8%
% of FP17s Relating to Continuations	0	26	0.0%	0.9%	0.9%	1.3%
% of Patients satisfied with the dentistry they have received	0	0	N/A	89.2%	90.2%	93.2%
% of Patients satisfied with the time they had to wait for an appointment	0	0	N/A	81.5%	83.8%	89.0%

* This is based on patients treated on this contract for their most recent course of treatment. Figures in italics indicate the base number of FP17s or Patient Questionnaire responses are less than 100. N/A is shown where the base number of responses is less than 10 during the period. % is calculated as Quantity/Base number*100

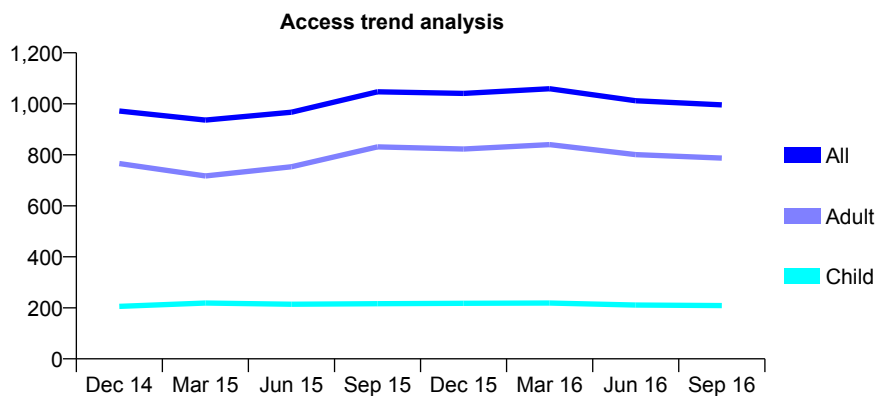
Q61 - Vital Signs At a Glance Contract Report for 170801/0001 - September 2016

Name or company name	Mr C Kaher & Ms S H Kotecha
Contract type name	GDS Contract
Purpose of contract	General
Contract start date	01/06/2012
Contract end date	

16/17 Contracted general activity (UDA)	3,861
Carry forward general activity (UDA)	0
16/17 Contracted orthodontic activity (UOA)	0
Carry forward orthodontic activity (UOA)	0
Baseline contract value	£107,147.29

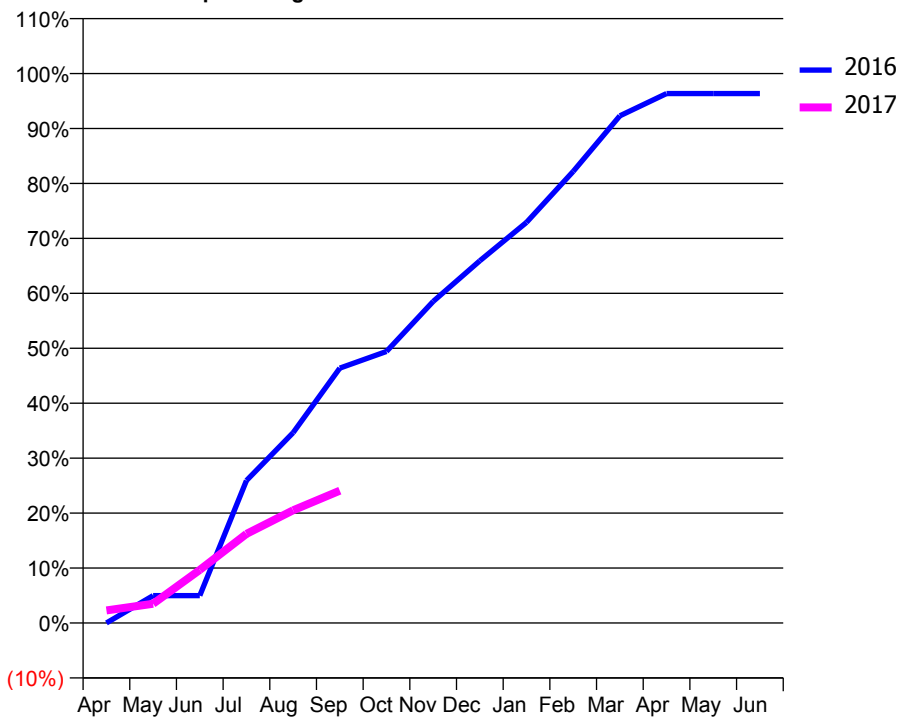
ACCESS*

Patients seen in 24 months	Total	Change since previous quarter
Quarter ending September 2015	1,047	
Quarter ending December 2015	1,041	→
Quarter ending March 2016	1,059	→
Quarter ending June 2016	1,012	↓
Quarter ending September 2016	996	↓
Variance since September 2015	(4.9%)	↓



ACTIVITY

Cumulative percentage of contracted UDA delivered 2016 & 2017



Adjusted Scheduled Activity (UDA)

Month	2016	2017
April	0	89
May	142	135
June	142	373
July	735	626
August	982	792
September	1,315	930
October	1,401	
November	1,659	
December	1,868	
January	2,066	
February	2,329	
March	2,616	
April	2,731	
May	2,731	
June	2,731	

QUALITY

	Quantity	Base Number	Contract	AT	Region	England
% of FP17s for the same patient ID Re-attending within 3 months - Children	4	81	4.9%	11.2%	11.8%	12.4%
% of FP17s for the same patient ID Re-attending within 3 months - Adults	37	314	11.8%	16.3%	17.1%	16.7%
% of FP17s for the same patient ID Re-attending between 3 & 9 months - Children	16	81	19.8%	41.5%	45.8%	57.4%
% of FP17s for the same patient ID Re-attending between 3 & 9 months - Adults	69	314	22.0%	35.0%	37.6%	50.5%
% of FP17s for Band 1 Urgent Courses	51	366	13.9%	10.8%	10.6%	9.1%
% of FP17s Relating to Free Repair or Replacements	0	366	0.0%	0.5%	0.6%	0.8%
% of FP17s Relating to Continuations	3	366	0.8%	0.9%	0.9%	1.3%
% of Patients satisfied with the dentistry they have received	0	0	N/A	89.2%	90.2%	93.2%
% of Patients satisfied with the time they had to wait for an appointment	0	0	N/A	81.5%	83.8%	89.0%

* This is based on patients treated on this contract for their most recent course of treatment. Figures in italics indicate the base number of FP17s or Patient Questionnaire responses are less than 100. N/A is shown where the base number of responses is less than 10 during the period. % is calculated as Quantity/Base number*100

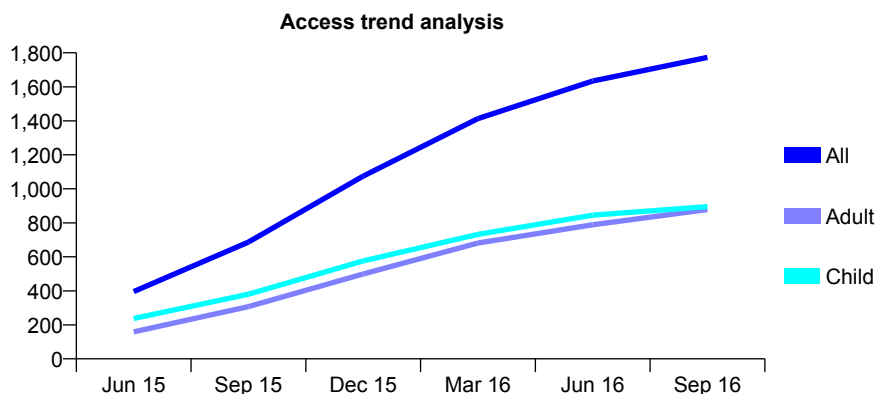
Q61 - Vital Signs At a Glance Contract Report for 171190/0001 - September 2016

Name or company name	The Dental Surgery
Contract type name	GDS Contract
Purpose of contract	General
Contract start date	01/03/2015
Contract end date	

16/17 Contracted general activity (UDA)	4,098
Carry forward general activity (UDA)	-77
16/17 Contracted orthodontic activity (UOA)	0
Carry forward orthodontic activity (UOA)	0
Baseline contract value	£135,211.61

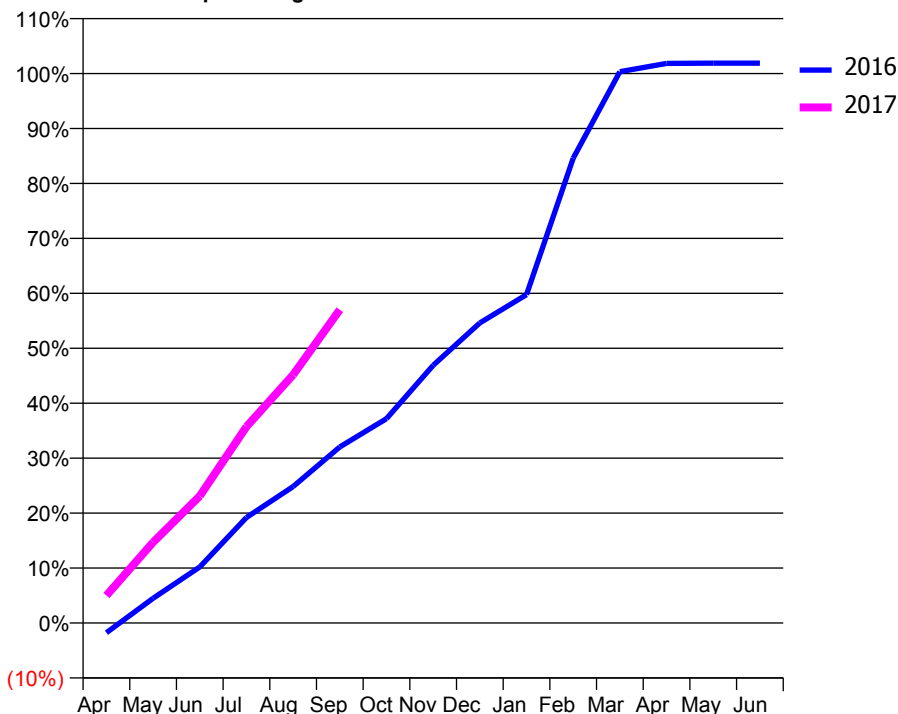
ACCESS*

Patients seen in 24 months	Total	Change since previous quarter
Quarter ending September 2015	687	
Quarter ending December 2015	1,075	↑
Quarter ending March 2016	1,413	↑
Quarter ending June 2016	1,634	↑
Quarter ending September 2016	1,773	↑
Variance since September 2015	158.1%	↑



ACTIVITY

Cumulative percentage of contracted UDA delivered 2016 & 2017



Month	Adjusted Scheduled Activity (UDA)	
	2016	2017
April	-73	205
May	185	603
June	418	947
July	787	1,464
August	1,017	1,851
September	1,313	2,336
October	1,524	
November	1,922	
December	2,238	
January	2,449	
February	3,466	
March	4,112	
April	4,173	
May	4,175	
June	4,175	

QUALITY

	Quantity	Base Number	Contract	AT	Region	England
% of FP17s for the same patient ID Re-attending within 3 months - Children	35	523	6.7%	11.2%	11.8%	12.4%
% of FP17s for the same patient ID Re-attending within 3 months - Adults	83	526	15.8%	16.3%	17.1%	16.7%
% of FP17s for the same patient ID Re-attending between 3 & 9 months - Children	206	523	39.4%	41.5%	45.8%	57.4%
% of FP17s for the same patient ID Re-attending between 3 & 9 months - Adults	168	526	31.9%	35.0%	37.6%	50.5%
% of FP17s for Band 1 Urgent Courses	112	1,008	11.1%	10.8%	10.6%	9.1%
% of FP17s Relating to Free Repair or Replacements	4	1,008	0.4%	0.5%	0.6%	0.8%
% of FP17s Relating to Continuations	9	1,008	0.9%	0.9%	0.9%	1.3%
% of Patients satisfied with the dentistry they have received	1	1	N/A	89.2%	90.2%	93.2%
% of Patients satisfied with the time they had to wait for an appointment	0	1	N/A	81.5%	83.8%	89.0%

* This is based on patients treated on this contract for their most recent course of treatment. Figures in italics indicate the base number of FP17s or Patient Questionnaire responses are less than 100. N/A is shown where the base number of responses is less than 10 during the period. % is calculated as Quantity/Base number*100

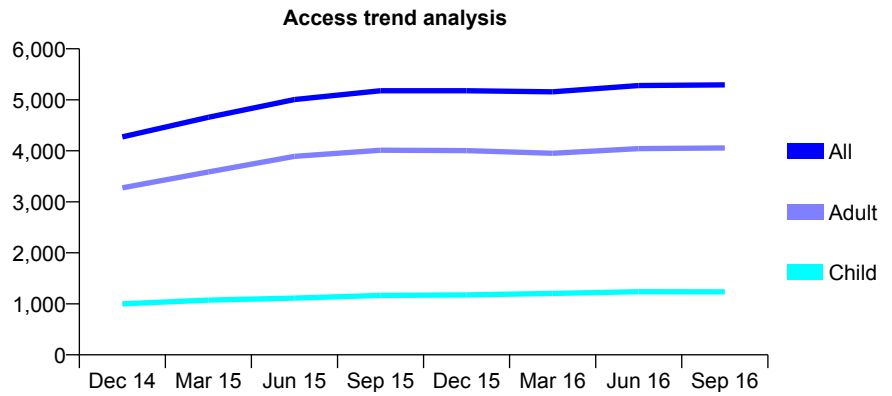
Q61 - Vital Signs At a Glance Contract Report for 173231/0001 - September 2016

Name or company name	S Shah and A Patel
Contract type name	GDS Contract
Purpose of contract	General
Contract start date	22/08/2013
Contract end date	

16/17 Contracted general activity (UDA)	14,477
Carry forward general activity (UDA)	-221
16/17 Contracted orthodontic activity (UOA)	0
Carry forward orthodontic activity (UOA)	0
Baseline contract value	£338,250.33

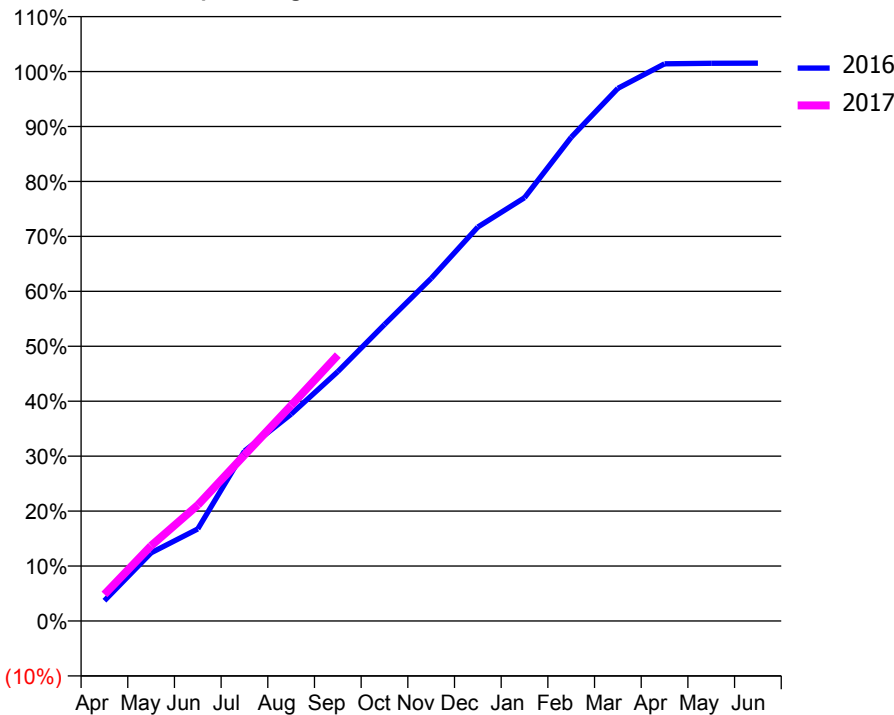
ACCESS*

Patients seen in 24 months	Total	Change since previous quarter
Quarter ending September 2015	5,177	
Quarter ending December 2015	5,179	→
Quarter ending March 2016	5,157	→
Quarter ending June 2016	5,279	↑
Quarter ending September 2016	5,293	→
Variance since September 2015	2.2%	↑



ACTIVITY

Cumulative percentage of contracted UDA delivered 2016 & 2017



Month	Adjusted Scheduled Activity (UDA)	
	2016	2017
April	535	699
May	1,796	1,982
June	2,426	3,054
July	4,478	4,370
August	5,450	5,678
September	6,573	7,006
October	7,811	
November	9,028	
December	10,379	
January	11,154	
February	12,743	
March	14,032	
April	14,681	
May	14,693	
June	14,698	

QUALITY

	Quantity	Base Number	Contract	AT	Region	England
% of FP17s for the same patient ID Re-attending within 3 months - Children	84	889	9.4%	11.2%	11.8%	12.4%
% of FP17s for the same patient ID Re-attending within 3 months - Adults	370	2,475	14.9%	16.3%	17.1%	16.7%
% of FP17s for the same patient ID Re-attending between 3 & 9 months - Children	423	889	47.6%	41.5%	45.8%	57.4%
% of FP17s for the same patient ID Re-attending between 3 & 9 months - Adults	984	2,475	39.8%	35.0%	37.6%	50.5%
% of FP17s for Band 1 Urgent Courses	333	3,090	10.8%	10.8%	10.6%	9.1%
% of FP17s Relating to Free Repair or Replacements	17	3,090	0.6%	0.5%	0.6%	0.8%
% of FP17s Relating to Continuations	16	3,090	0.5%	0.9%	0.9%	1.3%
% of Patients satisfied with the dentistry they have received	2	4	N/A	89.2%	90.2%	93.2%
% of Patients satisfied with the time they had to wait for an appointment	4	4	N/A	81.5%	83.8%	89.0%

* This is based on patients treated on this contract for their most recent course of treatment. Figures in italics indicate the base number of FP17s or Patient Questionnaire responses are less than 100. N/A is shown where the base number of responses is less than 10 during the period. % is calculated as Quantity/Base number*100

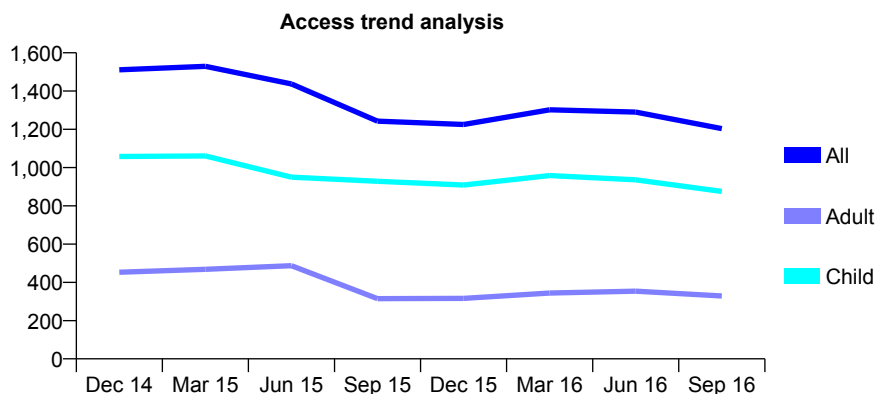
Q61 - Vital Signs At a Glance Contract Report for 174122/0001 - September 2016

Name or company name	Mr Matthew Power, Mrs Nicola Power and M
Contract type name	GDS Contract
Purpose of contract	General and Orthodontic
Contract start date	01/11/2010
Contract end date	

16/17 Contracted general activity (UDA)	529
Carry forward general activity (UDA)	0
16/17 Contracted orthodontic activity (UOA)	10,864
Carry forward orthodontic activity (UOA)	0
Baseline contract value	£753,484.84

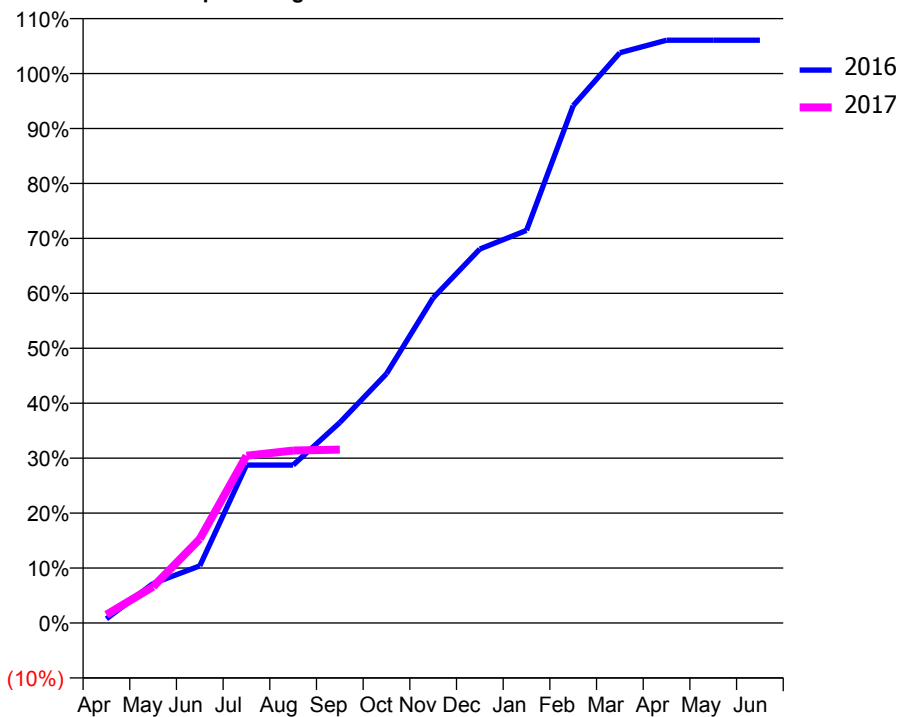
ACCESS*

Patients seen in 24 months	Total	Change since previous quarter
Quarter ending September 2015	1,243	
Quarter ending December 2015	1,225	↓
Quarter ending March 2016	1,302	↑
Quarter ending June 2016	1,290	→
Quarter ending September 2016	1,204	↓
Variance since September 2015	(3.1%)	↓



ACTIVITY

Cumulative percentage of contracted UDA delivered 2016 & 2017



Adjusted Scheduled Activity (UDA)

Month	2016	2017
April	4	8
May	38	35
June	55	81
July	152	161
August	152	166
September	193	167
October	240	
November	313	
December	360	
January	378	
February	498	
March	549	
April	561	
May	561	
June	561	

QUALITY

	Quantity	Base Number	Contract	AT	Region	England
% of FP17s for the same patient ID Re-attending within 3 months - Children	32	698	4.6%	11.2%	11.8%	12.4%
% of FP17s for the same patient ID Re-attending within 3 months - Adults	0	42	0.0%	16.3%	17.1%	16.7%
% of FP17s for the same patient ID Re-attending between 3 & 9 months - Children	63	698	9.0%	41.5%	45.8%	57.4%
% of FP17s for the same patient ID Re-attending between 3 & 9 months - Adults	5	42	11.9%	35.0%	37.6%	50.5%
% of FP17s for Band 1 Urgent Courses	0	151	0.0%	10.8%	10.6%	9.1%
% of FP17s Relating to Free Repair or Replacements	0	151	0.0%	0.5%	0.6%	0.8%
% of FP17s Relating to Continuations	0	151	0.0%	0.9%	0.9%	1.3%
% of Patients satisfied with the dentistry they have received	0	0	N/A	89.2%	90.2%	93.2%
% of Patients satisfied with the time they had to wait for an appointment	0	0	N/A	81.5%	83.8%	89.0%

* This is based on patients treated on this contract for their most recent course of treatment. Figures in italics indicate the base number of FP17s or Patient Questionnaire responses are less than 100. N/A is shown where the base number of responses is less than 10 during the period. % is calculated as Quantity/Base number*100

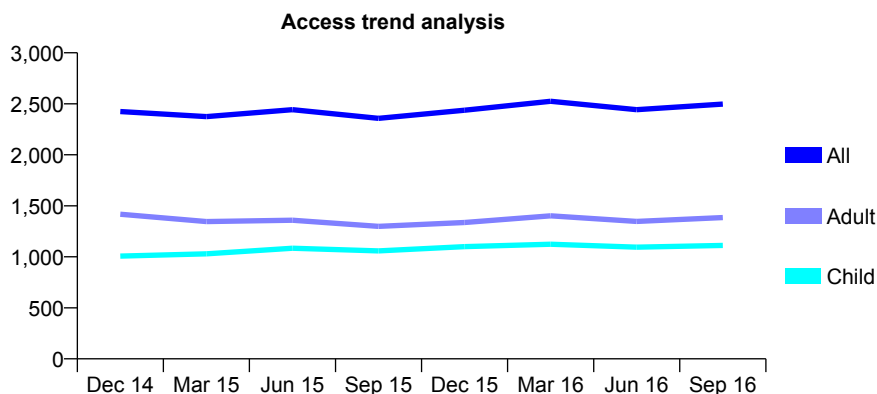
Q61 - Vital Signs At a Glance Contract Report for 175773/0001 - September 2016

Name or company name	Mr Monsur Hannan & Mr Amin Mandegarar
Contract type name	GDS Contract
Purpose of contract	General
Contract start date	01/04/2008
Contract end date	

16/17 Contracted general activity (UDA)	5,256
Carry forward general activity (UDA)	151
16/17 Contracted orthodontic activity (UOA)	0
Carry forward orthodontic activity (UOA)	0
Baseline contract value	£143,045.40

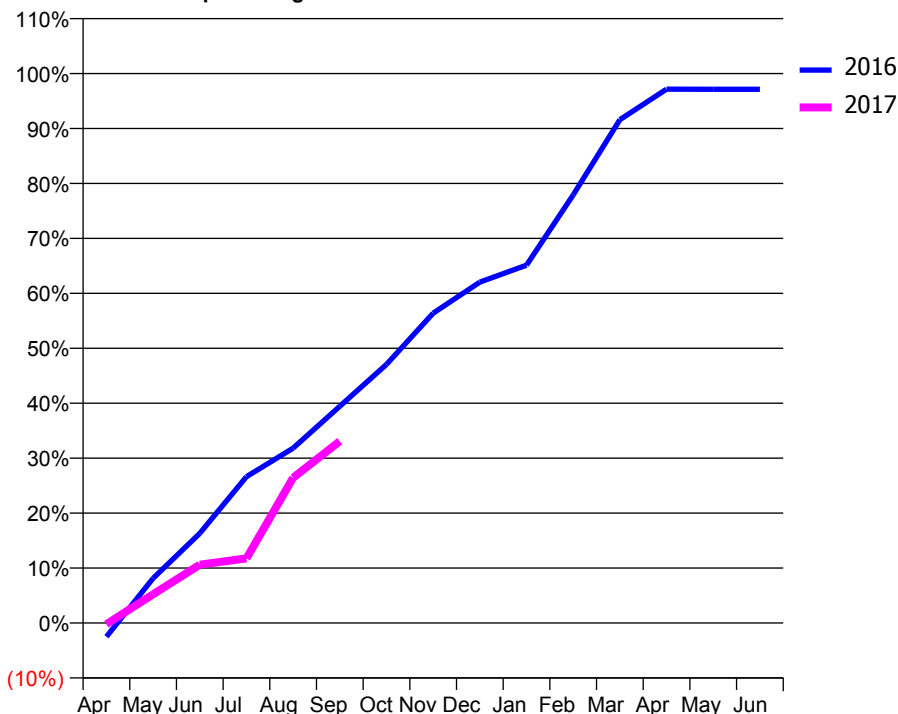
ACCESS*

Patients seen in 24 months	Total	Change since previous quarter
Quarter ending September 2015	2,357	
Quarter ending December 2015	2,437	↑
Quarter ending March 2016	2,525	↑
Quarter ending June 2016	2,442	↓
Quarter ending September 2016	2,497	↑
Variance since September 2015	5.9%	↑



ACTIVITY

Cumulative percentage of contracted UDA delivered 2016 & 2017



Month	Adjusted Scheduled Activity (UDA)	
	2016	2017
April	-132	-12
May	428	275
June	858	557
July	1,399	618
August	1,672	1,389
September	2,073	1,739
October	2,473	
November	2,963	
December	3,261	
January	3,422	
February	4,095	
March	4,815	
April	5,106	
May	5,105	
June	5,105	

QUALITY

	Quantity	Base Number	Contract	AT	Region	England
% of FP17s for the same patient ID Re-attending within 3 months - Children	54	655	8.2%	11.2%	11.8%	12.4%
% of FP17s for the same patient ID Re-attending within 3 months - Adults	105	682	15.4%	16.3%	17.1%	16.7%
% of FP17s for the same patient ID Re-attending between 3 & 9 months - Children	318	655	48.5%	41.5%	45.8%	57.4%
% of FP17s for the same patient ID Re-attending between 3 & 9 months - Adults	237	682	34.8%	35.0%	37.6%	50.5%
% of FP17s for Band 1 Urgent Courses	128	1,175	10.9%	10.8%	10.6%	9.1%
% of FP17s Relating to Free Repair or Replacements	2	1,175	0.2%	0.5%	0.6%	0.8%
% of FP17s Relating to Continuations	2	1,175	0.2%	0.9%	0.9%	1.3%
% of Patients satisfied with the dentistry they have received	1	1	N/A	89.2%	90.2%	93.2%
% of Patients satisfied with the time they had to wait for an appointment	1	1	N/A	81.5%	83.8%	89.0%

* This is based on patients treated on this contract for their most recent course of treatment. Figures in italics indicate the base number of FP17s or Patient Questionnaire responses are less than 100. N/A is shown where the base number of responses is less than 10 during the period. % is calculated as Quantity/Base number*100

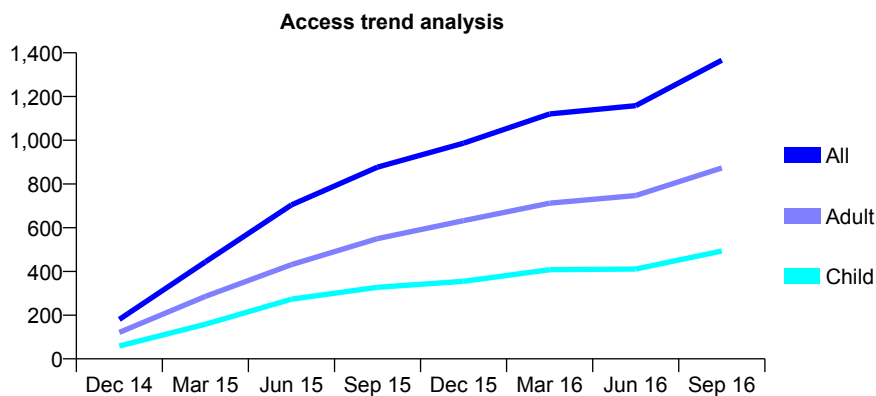
Q61 - Vital Signs At a Glance Contract Report for 176230/0001 - September 2016

Name or company name	Bell Lane Smile Dental Practice
Contract type name	GDS Contract
Purpose of contract	General
Contract start date	01/11/2014
Contract end date	

16/17 Contracted general activity (UDA)	5,430
Carry forward general activity (UDA)	72
16/17 Contracted orthodontic activity (UOA)	0
Carry forward orthodontic activity (UOA)	0
Baseline contract value	£152,194.86

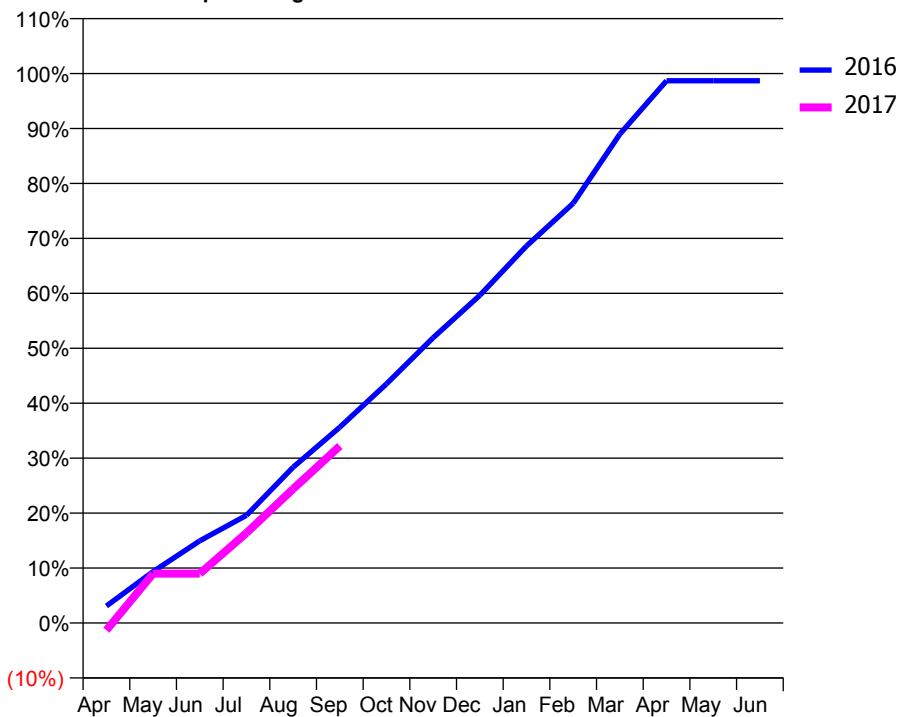
ACCESS*

Patients seen in 24 months	Total	Change since previous quarter
Quarter ending September 2015	877	
Quarter ending December 2015	987	↑
Quarter ending March 2016	1,120	↑
Quarter ending June 2016	1,158	↑
Quarter ending September 2016	1,366	↑
Variance since September 2015	55.8%	↑



ACTIVITY

Cumulative percentage of contracted UDA delivered 2016 & 2017



Adjusted Scheduled Activity (UDA)

Month	2016	2017
April	168	-72
May	508	488
June	813	488
July	1,065	890
August	1,540	1,325
September	1,936	1,749
October	2,364	
November	2,820	
December	3,238	
January	3,726	
February	4,147	
March	4,831	
April	5,358	
May	5,358	
June	5,358	

QUALITY

	Quantity	Base Number	Contract	AT	Region	England
% of FP17s for the same patient ID Re-attending within 3 months - Children	29	326	8.9%	11.2%	11.8%	12.4%
% of FP17s for the same patient ID Re-attending within 3 months - Adults	72	443	16.3%	16.3%	17.1%	16.7%
% of FP17s for the same patient ID Re-attending between 3 & 9 months - Children	78	326	23.9%	41.5%	45.8%	57.4%
% of FP17s for the same patient ID Re-attending between 3 & 9 months - Adults	116	443	26.2%	35.0%	37.6%	50.5%
% of FP17s for Band 1 Urgent Courses	56	655	8.5%	10.8%	10.6%	9.1%
% of FP17s Relating to Free Repair or Replacements	0	655	0.0%	0.5%	0.6%	0.8%
% of FP17s Relating to Continuations	12	655	1.8%	0.9%	0.9%	1.3%
% of Patients satisfied with the dentistry they have received	0	0	N/A	89.2%	90.2%	93.2%
% of Patients satisfied with the time they had to wait for an appointment	0	0	N/A	81.5%	83.8%	89.0%

* This is based on patients treated on this contract for their most recent course of treatment. Figures in italics indicate the base number of FP17s or Patient Questionnaire responses are less than 100. N/A is shown where the base number of responses is less than 10 during the period. % is calculated as Quantity/Base number*100

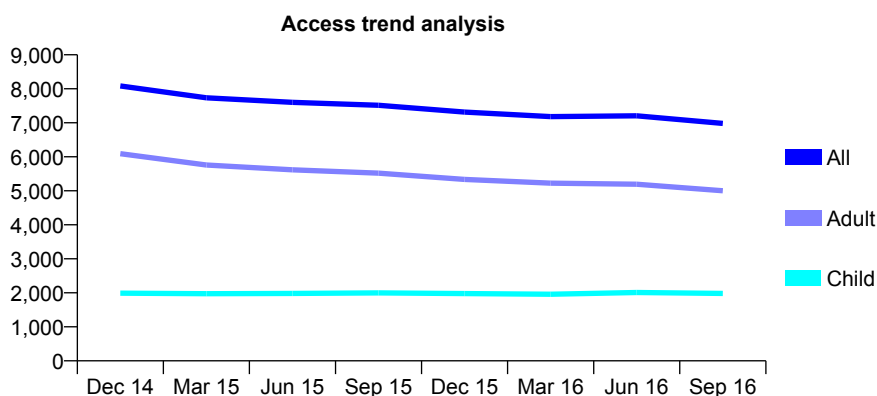
Q61 - Vital Signs At a Glance Contract Report for 176729/0001 - September 2016

Name or company name	Dr Vahid Haghghi and Dr Katayoun Shams
Contract type name	GDS Contract
Purpose of contract	General
Contract start date	01/12/2011
Contract end date	

16/17 Contracted general activity (UDA)	18,762
Carry forward general activity (UDA)	-375
16/17 Contracted orthodontic activity (UOA)	0
Carry forward orthodontic activity (UOA)	0
Baseline contract value	£494,758.47

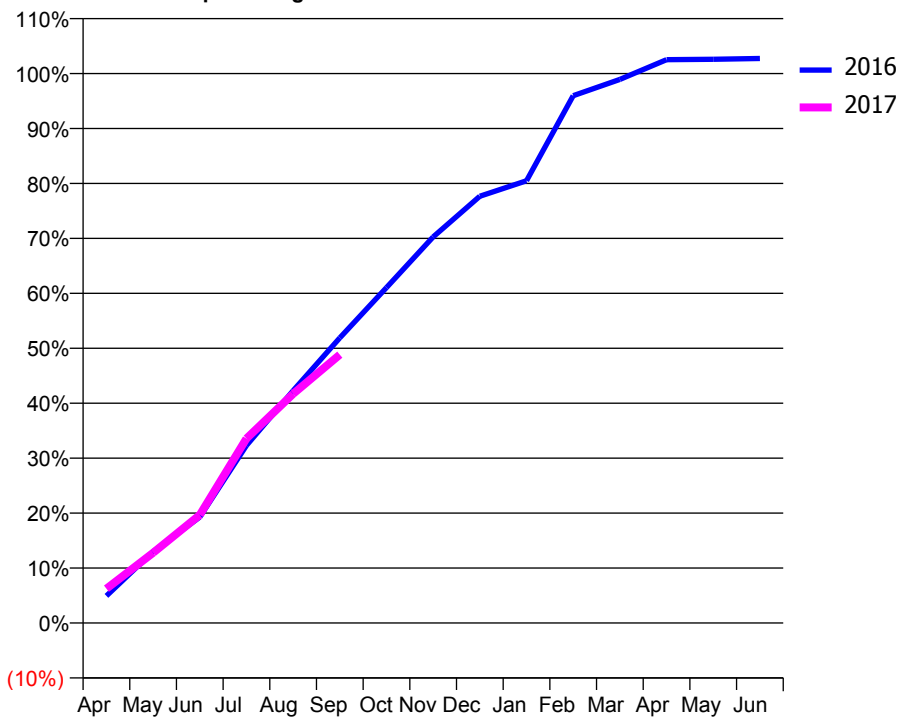
ACCESS*

Patients seen in 24 months	Total	Change since previous quarter
Quarter ending September 2015	7,517	
Quarter ending December 2015	7,317	↓
Quarter ending March 2016	7,183	↓
Quarter ending June 2016	7,205	→
Quarter ending September 2016	6,983	↓
Variance since September 2015	(7.1%)	↓



ACTIVITY

Cumulative percentage of contracted UDA delivered 2016 & 2017



Adjusted Scheduled Activity (UDA)

Month	2016	2017
April	928	1,172
May	2,439	2,396
June	3,618	3,690
July	6,061	6,300
August	7,936	7,822
September	9,736	9,161
October	11,454	
November	13,185	
December	14,572	
January	15,100	
February	18,004	
March	18,559	
April	19,234	
May	19,248	
June	19,273	

QUALITY

	Quantity	Base Number	Contract	AT	Region	England
% of FP17s for the same patient ID Re-attending within 3 months - Children	77	1,174	6.6%	11.2%	11.8%	12.4%
% of FP17s for the same patient ID Re-attending within 3 months - Adults	363	2,464	14.7%	16.3%	17.1%	16.7%
% of FP17s for the same patient ID Re-attending between 3 & 9 months - Children	425	1,174	36.2%	41.5%	45.8%	57.4%
% of FP17s for the same patient ID Re-attending between 3 & 9 months - Adults	639	2,464	25.9%	35.0%	37.6%	50.5%
% of FP17s for Band 1 Urgent Courses	331	3,346	9.9%	10.8%	10.6%	9.1%
% of FP17s Relating to Free Repair or Replacements	7	3,346	0.2%	0.5%	0.6%	0.8%
% of FP17s Relating to Continuations	41	3,346	1.2%	0.9%	0.9%	1.3%
% of Patients satisfied with the dentistry they have received	2	2	N/A	89.2%	90.2%	93.2%
% of Patients satisfied with the time they had to wait for an appointment	2	2	N/A	81.5%	83.8%	89.0%

* This is based on patients treated on this contract for their most recent course of treatment. Figures in italics indicate the base number of FP17s or Patient Questionnaire responses are less than 100. N/A is shown where the base number of responses is less than 10 during the period. % is calculated as Quantity/Base number*100

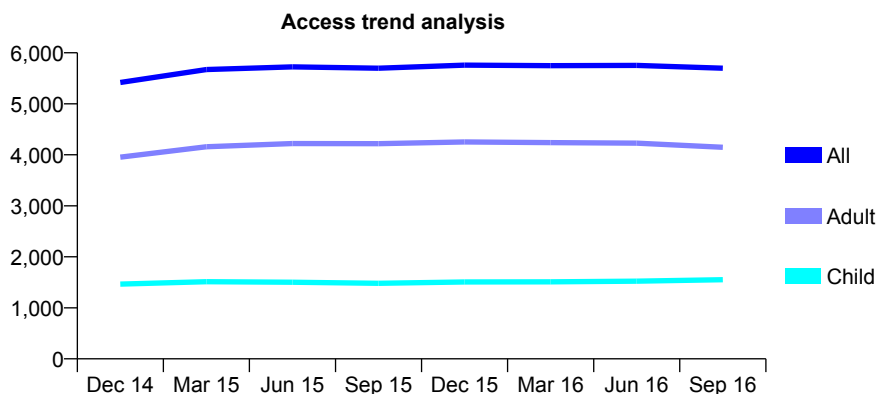
Q61 - Vital Signs At a Glance Contract Report for 177180/0001 - September 2016

Name or company name	Cosmo Clinic Ltd.
Contract type name	GDS Contract
Purpose of contract	General
Contract start date	01/05/2010
Contract end date	

16/17 Contracted general activity (UDA)	21,931
Carry forward general activity (UDA)	-355
16/17 Contracted orthodontic activity (UOA)	0
Carry forward orthodontic activity (UOA)	0
Baseline contract value	£606,516.56

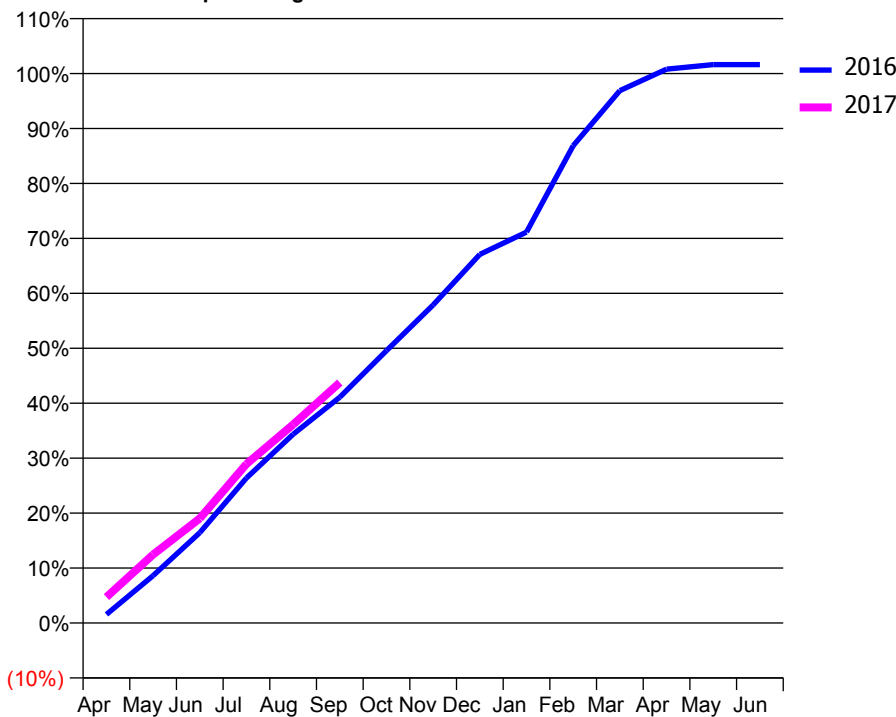
ACCESS*

Patients seen in 24 months	Total	Change since previous quarter
Quarter ending September 2015	5,699	
Quarter ending December 2015	5,759	→
Quarter ending March 2016	5,747	→
Quarter ending June 2016	5,752	→
Quarter ending September 2016	5,699	→
Variance since September 2015	0.0%	→



ACTIVITY

Cumulative percentage of contracted UDA delivered 2016 & 2017



Month	Adjusted Scheduled Activity (UDA)	
	2016	2017
April	341	1,034
May	1,894	2,734
June	3,607	4,173
July	5,788	6,346
August	7,535	7,922
September	9,013	9,597
October	10,872	
November	12,695	
December	14,712	
January	15,603	
February	19,052	
March	21,247	
April	22,102	
May	22,286	
June	22,286	

QUALITY

	Quantity	Base Number	Contract	AT	Region	England
% of FP17s for the same patient ID Re-attending within 3 months - Children	79	794	9.9%	11.2%	11.8%	12.4%
% of FP17s for the same patient ID Re-attending within 3 months - Adults	313	1,802	17.4%	16.3%	17.1%	16.7%
% of FP17s for the same patient ID Re-attending between 3 & 9 months - Children	182	794	22.9%	41.5%	45.8%	57.4%
% of FP17s for the same patient ID Re-attending between 3 & 9 months - Adults	434	1,802	24.1%	35.0%	37.6%	50.5%
% of FP17s for Band 1 Urgent Courses	167	2,359	7.1%	10.8%	10.6%	9.1%
% of FP17s Relating to Free Repair or Replacements	23	2,359	1.0%	0.5%	0.6%	0.8%
% of FP17s Relating to Continuations	1	2,359	0.0%	0.9%	0.9%	1.3%
% of Patients satisfied with the dentistry they have received	0	1	N/A	89.2%	90.2%	93.2%
% of Patients satisfied with the time they had to wait for an appointment	0	1	N/A	81.5%	83.8%	89.0%

* This is based on patients treated on this contract for their most recent course of treatment. Figures in italics indicate the base number of FP17s or Patient Questionnaire responses are less than 100. N/A is shown where the base number of responses is less than 10 during the period. % is calculated as Quantity/Base number*100

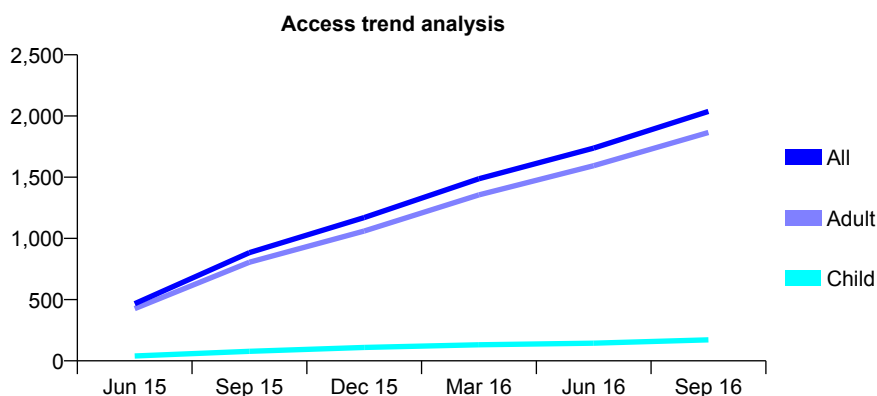
Q61 - Vital Signs At a Glance Contract Report for 177431/0001 - September 2016

Name or company name	Mr H Al-Hariri & Mrs N Al-Hariri
Contract type name	GDS Contract
Purpose of contract	General
Contract start date	01/04/2015
Contract end date	

16/17 Contracted general activity (UDA)	5,441
Carry forward general activity (UDA)	233
16/17 Contracted orthodontic activity (UOA)	0
Carry forward orthodontic activity (UOA)	0
Baseline contract value	£171,176.58

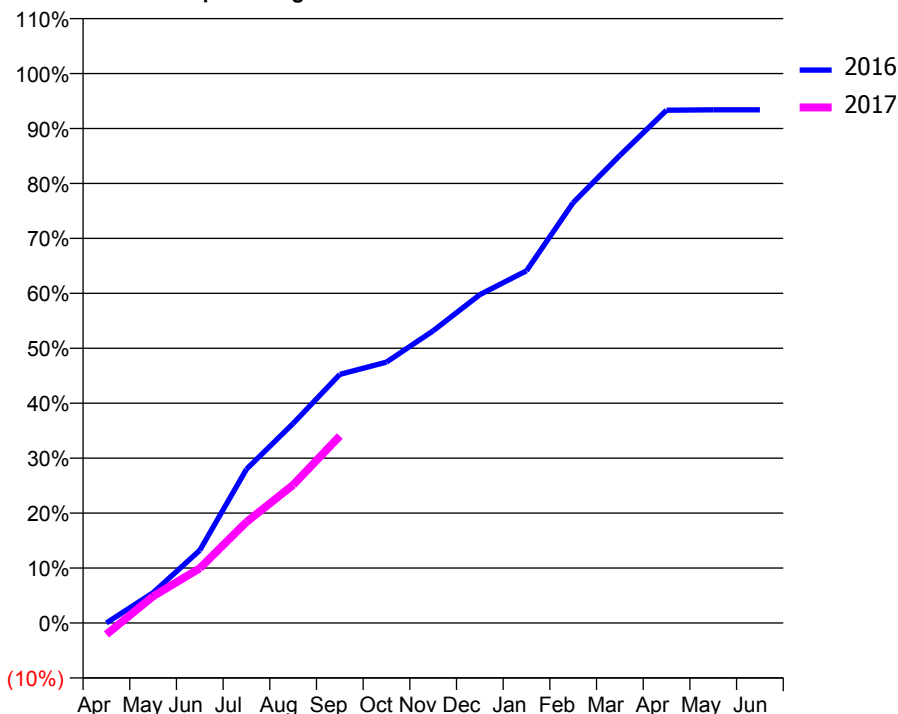
ACCESS*

Patients seen in 24 months	Total	Change since previous quarter
Quarter ending September 2015	884	
Quarter ending December 2015	1,170	↑
Quarter ending March 2016	1,487	↑
Quarter ending June 2016	1,738	↑
Quarter ending September 2016	2,038	↑
Variance since September 2015	130.5%	↑



ACTIVITY

Cumulative percentage of contracted UDA delivered 2016 & 2017



Month	Adjusted Scheduled Activity (UDA)	
	2016	2017
April	0	-114
May	300	265
June	720	542
July	1,522	1,001
August	1,976	1,367
September	2,461	1,852
October	2,584	
November	2,893	
December	3,251	
January	3,487	
February	4,163	
March	4,630	
April	5,078	
May	5,082	
June	5,082	

QUALITY

	Quantity	Base Number	Contract	AT	Region	England
% of FP17s for the same patient ID Re-attending within 3 months - Children	2	105	1.9%	11.2%	11.8%	12.4%
% of FP17s for the same patient ID Re-attending within 3 months - Adults	96	1,079	8.9%	16.3%	17.1%	16.7%
% of FP17s for the same patient ID Re-attending between 3 & 9 months - Children	31	105	29.5%	41.5%	45.8%	57.4%
% of FP17s for the same patient ID Re-attending between 3 & 9 months - Adults	213	1,079	19.7%	35.0%	37.6%	50.5%
% of FP17s for Band 1 Urgent Courses	159	1,049	15.2%	10.8%	10.6%	9.1%
% of FP17s Relating to Free Repair or Replacements	4	1,049	0.4%	0.5%	0.6%	0.8%
% of FP17s Relating to Continuations	6	1,049	0.6%	0.9%	0.9%	1.3%
% of Patients satisfied with the dentistry they have received	0	0	N/A	89.2%	90.2%	93.2%
% of Patients satisfied with the time they had to wait for an appointment	0	0	N/A	81.5%	83.8%	89.0%

* This is based on patients treated on this contract for their most recent course of treatment. Figures in italics indicate the base number of FP17s or Patient Questionnaire responses are less than 100. N/A is shown where the base number of responses is less than 10 during the period. % is calculated as Quantity/Base number*100

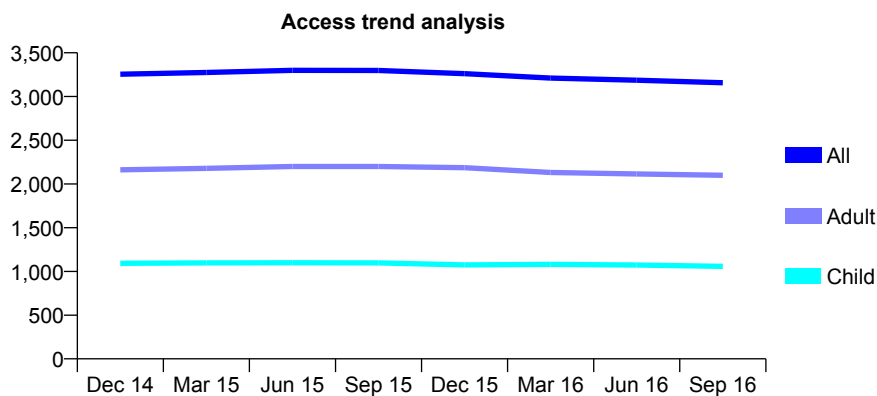
Q61 - Vital Signs At a Glance Contract Report for 177660/0001 - September 2016

Name or company name	Fladbury Dental Surgery
Contract type name	GDS Contract
Purpose of contract	General
Contract start date	01/03/2012
Contract end date	

16/17 Contracted general activity (UDA)	9,916
Carry forward general activity (UDA)	-198
16/17 Contracted orthodontic activity (UOA)	0
Carry forward orthodontic activity (UOA)	0
Baseline contract value	£258,747.54

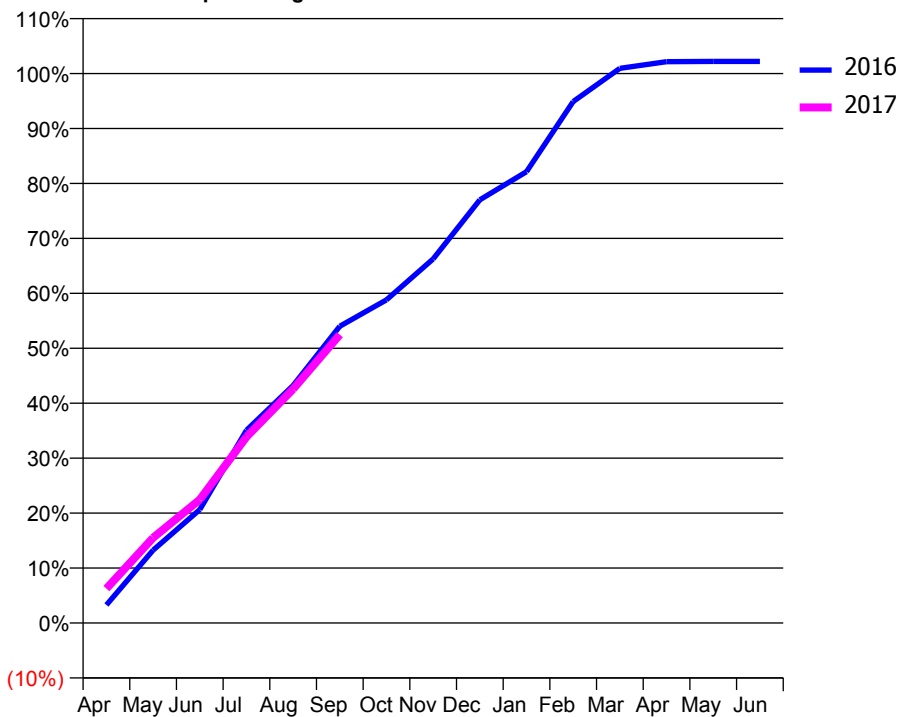
ACCESS*

Patients seen in 24 months	Total	Change since previous quarter
Quarter ending September 2015	3,298	
Quarter ending December 2015	3,261	↓
Quarter ending March 2016	3,211	↓
Quarter ending June 2016	3,187	→
Quarter ending September 2016	3,157	→
Variance since September 2015	(4.3%)	↓



ACTIVITY

Cumulative percentage of contracted UDA delivered 2016 & 2017



Month	Adjusted Scheduled Activity (UDA)	
	2016	2017
April	326	622
May	1,315	1,539
June	2,046	2,228
July	3,477	3,358
August	4,288	4,221
September	5,356	5,204
October	5,832	
November	6,570	
December	7,637	
January	8,145	
February	9,409	
March	10,009	
April	10,130	
May	10,134	
June	10,134	

QUALITY

	Quantity	Base Number	Contract	AT	Region	England
% of FP17s for the same patient ID Re-attending within 3 months - Children	114	841	13.6%	11.2%	11.8%	12.4%
% of FP17s for the same patient ID Re-attending within 3 months - Adults	235	1,263	18.6%	16.3%	17.1%	16.7%
% of FP17s for the same patient ID Re-attending between 3 & 9 months - Children	391	841	46.5%	41.5%	45.8%	57.4%
% of FP17s for the same patient ID Re-attending between 3 & 9 months - Adults	473	1,263	37.5%	35.0%	37.6%	50.5%
% of FP17s for Band 1 Urgent Courses	244	2,046	11.9%	10.8%	10.6%	9.1%
% of FP17s Relating to Free Repair or Replacements	2	2,046	0.1%	0.5%	0.6%	0.8%
% of FP17s Relating to Continuations	11	2,046	0.5%	0.9%	0.9%	1.3%
% of Patients satisfied with the dentistry they have received	2	2	N/A	89.2%	90.2%	93.2%
% of Patients satisfied with the time they had to wait for an appointment	2	2	N/A	81.5%	83.8%	89.0%

* This is based on patients treated on this contract for their most recent course of treatment. Figures in italics indicate the base number of FP17s or Patient Questionnaire responses are less than 100. N/A is shown where the base number of responses is less than 10 during the period. % is calculated as Quantity/Base number*100

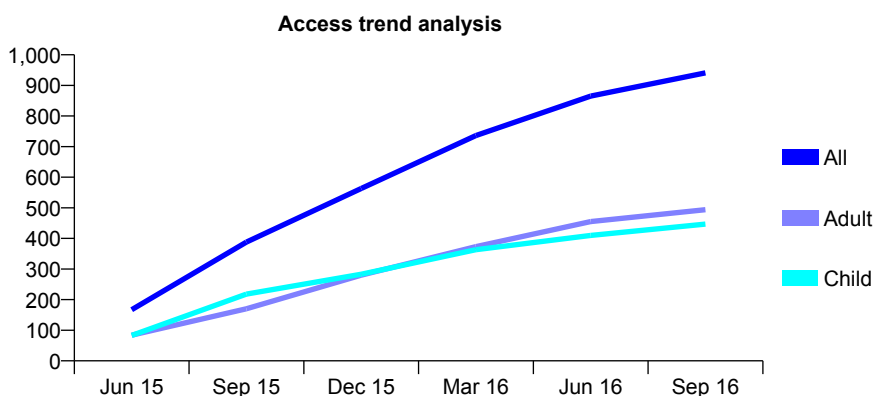
Q61 - Vital Signs At a Glance Contract Report for 177695/0001 - September 2016

Name or company name	Mrs F Ghani, Mr M Spencer Brown & Mr JF
Contract type name	GDS Contract
Purpose of contract	General
Contract start date	01/04/2015
Contract end date	

16/17 Contracted general activity (UDA)	3,738
Carry forward general activity (UDA)	0
16/17 Contracted orthodontic activity (UOA)	0
Carry forward orthodontic activity (UOA)	0
Baseline contract value	£117,704.24

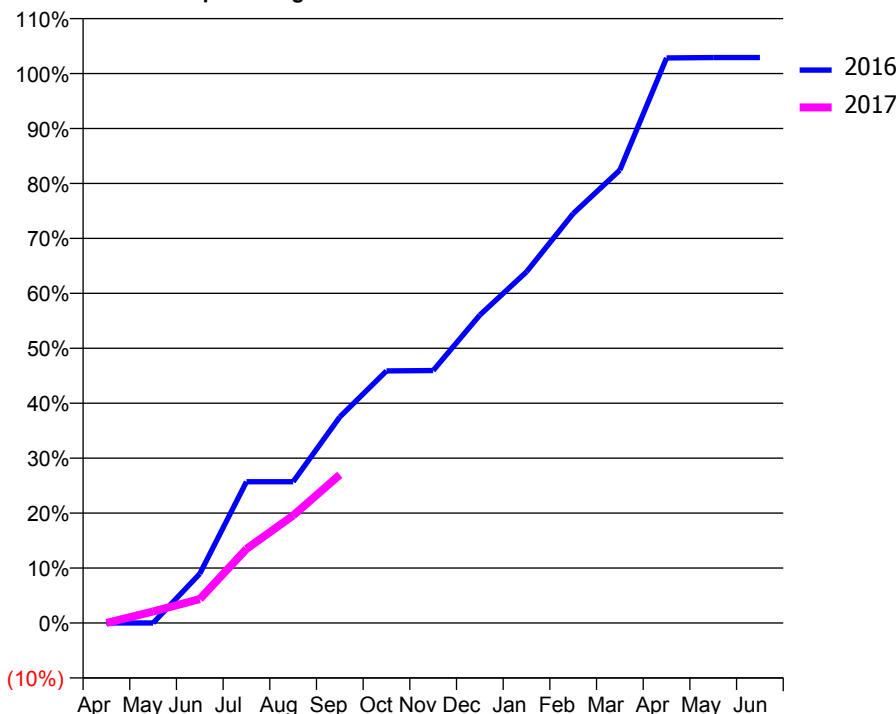
ACCESS*

Patients seen in 24 months	Total	Change since previous quarter
Quarter ending September 2015	388	
Quarter ending December 2015	563	↑
Quarter ending March 2016	736	↑
Quarter ending June 2016	865	↑
Quarter ending September 2016	941	↑
Variance since September 2015	142.5%	↑



ACTIVITY

Cumulative percentage of contracted UDA delivered 2016 & 2017



Month	Adjusted Scheduled Activity (UDA)	
	2016	2017
April	0	0
May	0	79
June	335	163
July	961	504
August	961	731
September	1,402	1,008
October	1,715	
November	1,718	
December	2,095	
January	2,389	
February	2,785	
March	3,081	
April	3,844	
May	3,847	
June	3,847	

QUALITY

	Quantity	Base Number	Contract	AT	Region	England
% of FP17s for the same patient ID Re-attending within 3 months - Children	26	257	10.1%	11.2%	11.8%	12.4%
% of FP17s for the same patient ID Re-attending within 3 months - Adults	33	297	11.1%	16.3%	17.1%	16.7%
% of FP17s for the same patient ID Re-attending between 3 & 9 months - Children	67	257	26.1%	41.5%	45.8%	57.4%
% of FP17s for the same patient ID Re-attending between 3 & 9 months - Adults	60	297	20.2%	35.0%	37.6%	50.5%
% of FP17s for Band 1 Urgent Courses	37	316	11.7%	10.8%	10.6%	9.1%
% of FP17s Relating to Free Repair or Replacements	0	316	0.0%	0.5%	0.6%	0.8%
% of FP17s Relating to Continuations	0	316	0.0%	0.9%	0.9%	1.3%
% of Patients satisfied with the dentistry they have received	0	0	N/A	89.2%	90.2%	93.2%
% of Patients satisfied with the time they had to wait for an appointment	0	0	N/A	81.5%	83.8%	89.0%

* This is based on patients treated on this contract for their most recent course of treatment. Figures in italics indicate the base number of FP17s or Patient Questionnaire responses are less than 100. N/A is shown where the base number of responses is less than 10 during the period. % is calculated as Quantity/Base number*100

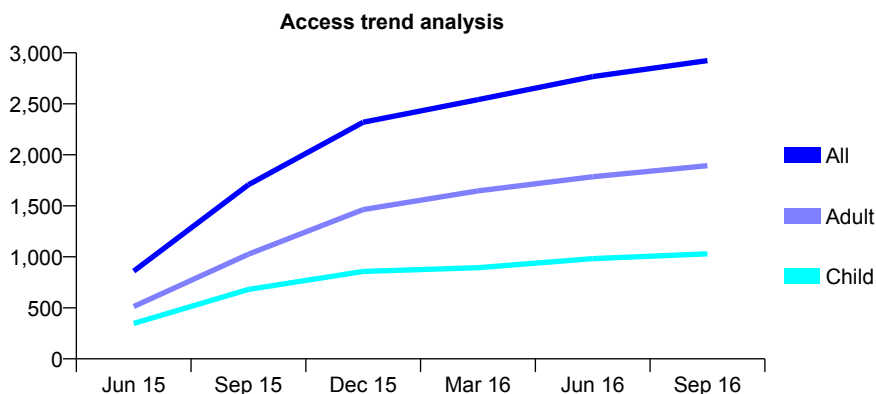
Q61 - Vital Signs At a Glance Contract Report for 178527/0001 - September 2016

Name or company name	Golders Green Dental Care
Contract type name	GDS Contract
Purpose of contract	General
Contract start date	01/04/2015
Contract end date	

16/17 Contracted general activity (UDA)	9,424
Carry forward general activity (UDA)	0
16/17 Contracted orthodontic activity (UOA)	0
Carry forward orthodontic activity (UOA)	0
Baseline contract value	£277,345.71

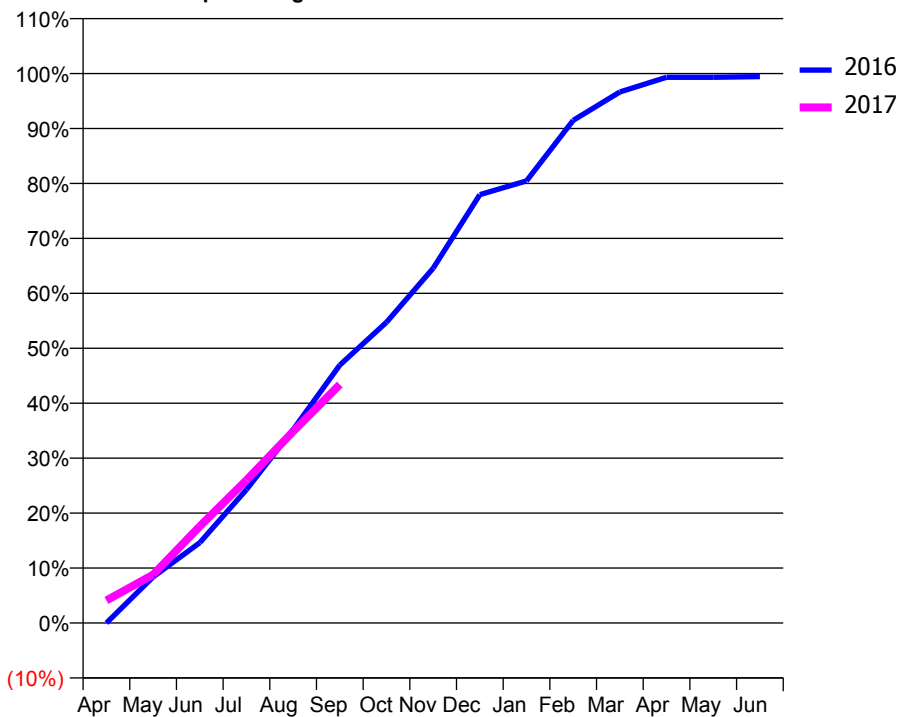
ACCESS*

Patients seen in 24 months	Total	Change since previous quarter
Quarter ending September 2015	1,706	
Quarter ending December 2015	2,320	↑
Quarter ending March 2016	2,540	↑
Quarter ending June 2016	2,767	↑
Quarter ending September 2016	2,923	↑
Variance since September 2015	71.3%	↑



ACTIVITY

Cumulative percentage of contracted UDA delivered 2016 & 2017



Adjusted Scheduled Activity (UDA)

Month	2016	2017
April	0	387
May	789	828
June	1,378	1,659
July	2,287	2,450
August	3,317	3,284
September	4,424	4,091
October	5,159	
November	6,085	
December	7,346	
January	7,582	
February	8,621	
March	9,109	
April	9,359	
May	9,359	
June	9,371	

QUALITY

	Quantity	Base Number	Contract	AT	Region	England
% of FP17s for the same patient ID Re-attending within 3 months - Children	68	751	9.1%	11.2%	11.8%	12.4%
% of FP17s for the same patient ID Re-attending within 3 months - Adults	151	1,087	13.9%	16.3%	17.1%	16.7%
% of FP17s for the same patient ID Re-attending between 3 & 9 months - Children	304	751	40.5%	41.5%	45.8%	57.4%
% of FP17s for the same patient ID Re-attending between 3 & 9 months - Adults	467	1,087	43.0%	35.0%	37.6%	50.5%
% of FP17s for Band 1 Urgent Courses	151	1,773	8.5%	10.8%	10.6%	9.1%
% of FP17s Relating to Free Repair or Replacements	18	1,773	1.0%	0.5%	0.6%	0.8%
% of FP17s Relating to Continuations	15	1,773	0.8%	0.9%	0.9%	1.3%
% of Patients satisfied with the dentistry they have received	0	0	N/A	89.2%	90.2%	93.2%
% of Patients satisfied with the time they had to wait for an appointment	0	0	N/A	81.5%	83.8%	89.0%

* This is based on patients treated on this contract for their most recent course of treatment. Figures in italics indicate the base number of FP17s or Patient Questionnaire responses are less than 100. N/A is shown where the base number of responses is less than 10 during the period. % is calculated as Quantity/Base number*100

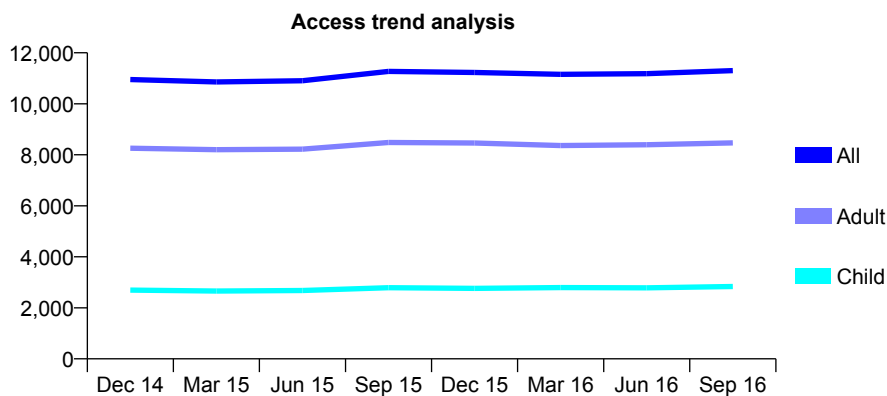
Q61 - Vital Signs At a Glance Contract Report for 178950/0001 - September 2016

Name or company name	MC Dentistry Ltd
Contract type name	GDS Contract
Purpose of contract	General
Contract start date	01/04/2012
Contract end date	

16/17 Contracted general activity (UDA)	36,284
Carry forward general activity (UDA)	0
16/17 Contracted orthodontic activity (UOA)	0
Carry forward orthodontic activity (UOA)	0
Baseline contract value	£978,028.21

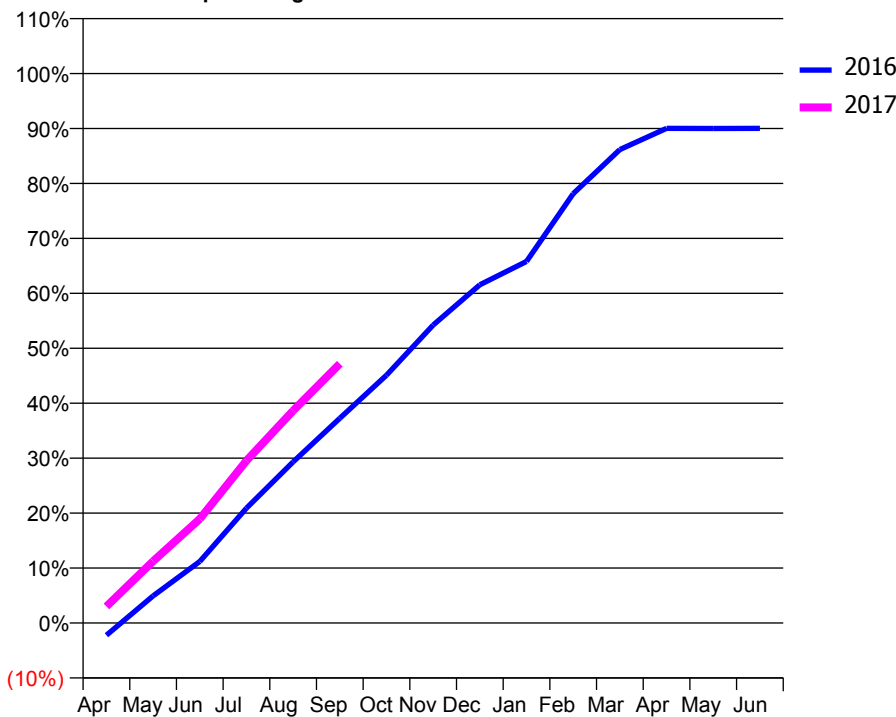
ACCESS*

Patients seen in 24 months	Total	Change since previous quarter
Quarter ending September 2015	11,270	
Quarter ending December 2015	11,229	→
Quarter ending March 2016	11,158	→
Quarter ending June 2016	11,181	→
Quarter ending September 2016	11,304	→
Variance since September 2015	0.3%	→



ACTIVITY

Cumulative percentage of contracted UDA delivered 2016 & 2017



Month	Adjusted Scheduled Activity (UDA)	
	2016	2017
April	-817	1,093
May	1,793	4,084
June	4,067	6,875
July	7,584	10,716
August	10,638	14,025
September	13,518	17,123
October	16,362	
November	19,672	
December	22,336	
January	23,877	
February	28,348	
March	31,261	
April	32,666	
May	32,656	
June	32,662	

QUALITY

	Quantity	Base Number	Contract	AT	Region	England
% of FP17s for the same patient ID Re-attending within 3 months - Children	93	1,466	6.3%	11.2%	11.8%	12.4%
% of FP17s for the same patient ID Re-attending within 3 months - Adults	515	4,295	12.0%	16.3%	17.1%	16.7%
% of FP17s for the same patient ID Re-attending between 3 & 9 months - Children	346	1,466	23.6%	41.5%	45.8%	57.4%
% of FP17s for the same patient ID Re-attending between 3 & 9 months - Adults	1,236	4,295	28.8%	35.0%	37.6%	50.5%
% of FP17s for Band 1 Urgent Courses	384	5,325	7.2%	10.8%	10.6%	9.1%
% of FP17s Relating to Free Repair or Replacements	27	5,325	0.5%	0.5%	0.6%	0.8%
% of FP17s Relating to Continuations	69	5,325	1.3%	0.9%	0.9%	1.3%
% of Patients satisfied with the dentistry they have received	5	5	N/A	89.2%	90.2%	93.2%
% of Patients satisfied with the time they had to wait for an appointment	5	5	N/A	81.5%	83.8%	89.0%

* This is based on patients treated on this contract for their most recent course of treatment. Figures in italics indicate the base number of FP17s or Patient Questionnaire responses are less than 100. N/A is shown where the base number of responses is less than 10 during the period. % is calculated as Quantity/Base number*100

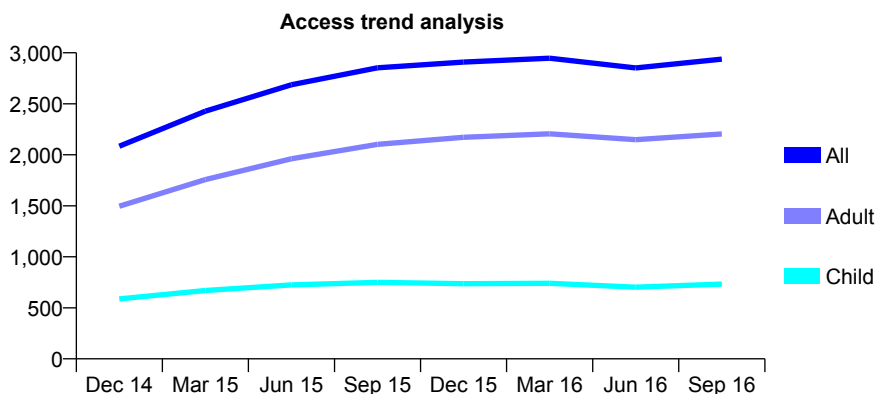
Q61 - Vital Signs At a Glance Contract Report for 178969/0001 - September 2016

Name or company name	Mr D T Patel & Mrs B Patel
Contract type name	GDS Contract
Purpose of contract	General
Contract start date	05/09/2013
Contract end date	

16/17 Contracted general activity (UDA)	10,107
Carry forward general activity (UDA)	-10
16/17 Contracted orthodontic activity (UOA)	0
Carry forward orthodontic activity (UOA)	0
Baseline contract value	£366,854.89

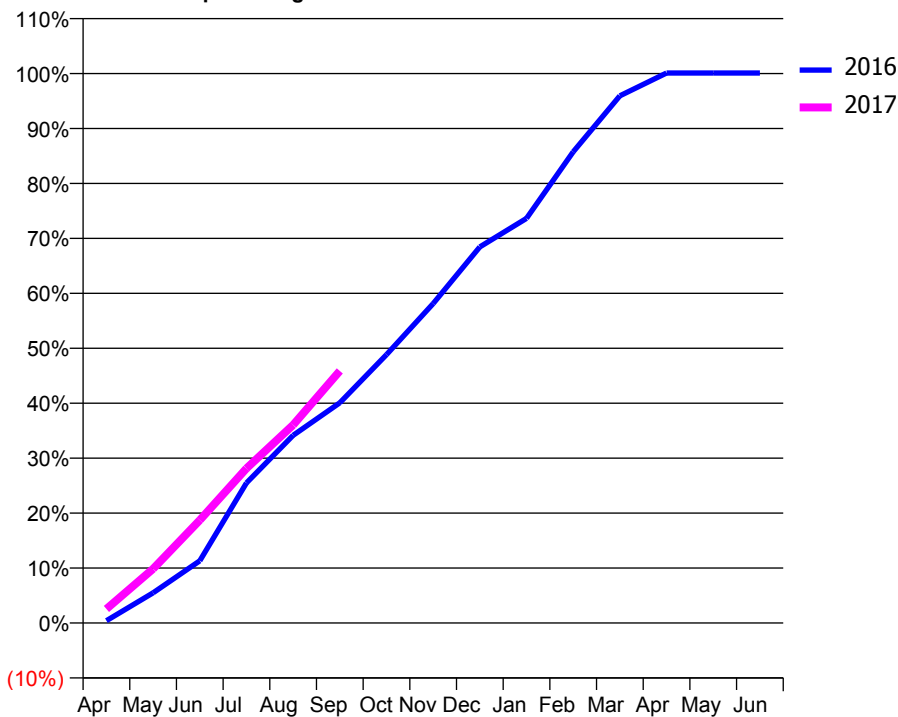
ACCESS*

Patients seen in 24 months	Total	Change since previous quarter
Quarter ending September 2015	2,853	
Quarter ending December 2015	2,909	→
Quarter ending March 2016	2,947	→
Quarter ending June 2016	2,851	↓
Quarter ending September 2016	2,938	↑
Variance since September 2015	3.0%	↑



ACTIVITY

Cumulative percentage of contracted UDA delivered 2016 & 2017



Adjusted Scheduled Activity (UDA)

Month	2016	2017
April	43	259
May	556	996
June	1,143	1,893
July	2,577	2,844
August	3,451	3,644
September	4,050	4,637
October	4,937	
November	5,875	
December	6,918	
January	7,444	
February	8,666	
March	9,696	
April	10,116	
May	10,117	
June	10,117	

QUALITY

	Quantity	Base Number	Contract	AT	Region	England
% of FP17s for the same patient ID Re-attending within 3 months - Children	36	374	9.6%	11.2%	11.8%	12.4%
% of FP17s for the same patient ID Re-attending within 3 months - Adults	269	1,086	24.8%	16.3%	17.1%	16.7%
% of FP17s for the same patient ID Re-attending between 3 & 9 months - Children	92	374	24.6%	41.5%	45.8%	57.4%
% of FP17s for the same patient ID Re-attending between 3 & 9 months - Adults	267	1,086	24.6%	35.0%	37.6%	50.5%
% of FP17s for Band 1 Urgent Courses	145	1,362	10.6%	10.8%	10.6%	9.1%
% of FP17s Relating to Free Repair or Replacements	5	1,362	0.4%	0.5%	0.6%	0.8%
% of FP17s Relating to Continuations	0	1,362	0.0%	0.9%	0.9%	1.3%
% of Patients satisfied with the dentistry they have received	0	0	N/A	89.2%	90.2%	93.2%
% of Patients satisfied with the time they had to wait for an appointment	0	0	N/A	81.5%	83.8%	89.0%

* This is based on patients treated on this contract for their most recent course of treatment. Figures in italics indicate the base number of FP17s or Patient Questionnaire responses are less than 100. N/A is shown where the base number of responses is less than 10 during the period. % is calculated as Quantity/Base number*100

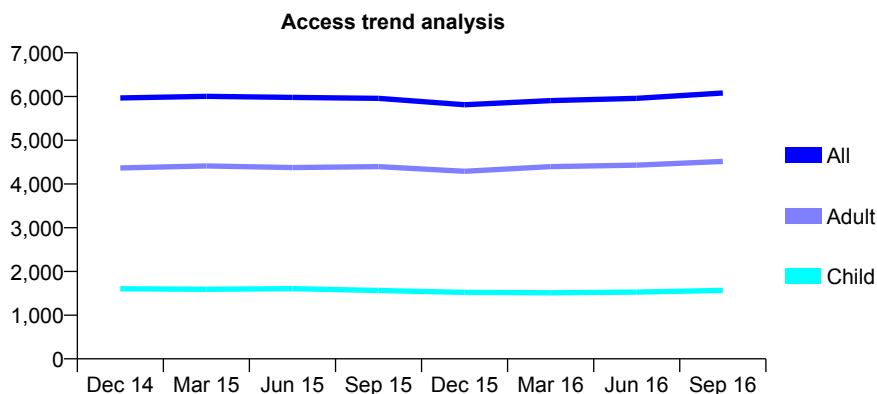
Q61 - Vital Signs At a Glance Contract Report for 179450/0001 - September 2016

Name or company name	Inglehurst Dental Practice Ltd
Contract type name	GDS Contract
Purpose of contract	General
Contract start date	01/06/2011
Contract end date	

16/17 Contracted general activity (UDA)	16,064
Carry forward general activity (UDA)	-321
16/17 Contracted orthodontic activity (UOA)	0
Carry forward orthodontic activity (UOA)	0
Baseline contract value	£412,770.97

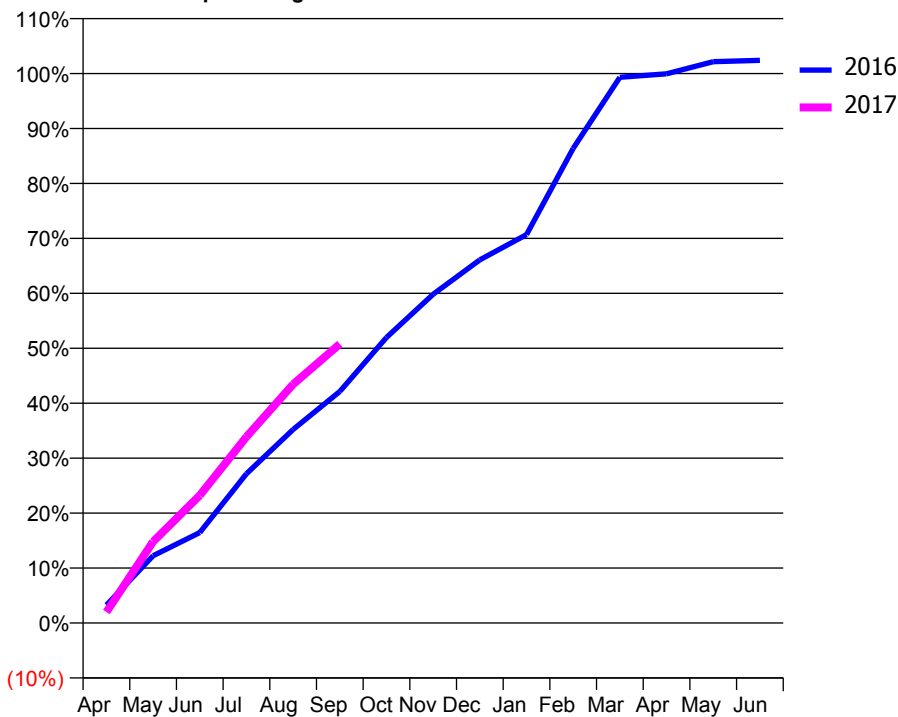
ACCESS*

Patients seen in 24 months	Total	Change since previous quarter
Quarter ending September 2015	5,958	
Quarter ending December 2015	5,812	↓
Quarter ending March 2016	5,907	→
Quarter ending June 2016	5,959	→
Quarter ending September 2016	6,081	↑
Variance since September 2015	2.1%	↑



ACTIVITY

Cumulative percentage of contracted UDA delivered 2016 & 2017



Adjusted Scheduled Activity (UDA)

Month	2016	2017
April	525	321
May	1,968	2,380
June	2,644	3,732
July	4,364	5,444
August	5,659	6,980
September	6,769	8,159
October	8,348	
November	9,609	
December	10,616	
January	11,355	
February	13,874	
March	15,954	
April	16,053	
May	16,410	
June	16,448	

QUALITY

	Quantity	Base Number	Contract	AT	Region	England
% of FP17s for the same patient ID Re-attending within 3 months - Children	48	912	5.3%	11.2%	11.8%	12.4%
% of FP17s for the same patient ID Re-attending within 3 months - Adults	279	2,156	12.9%	16.3%	17.1%	16.7%
% of FP17s for the same patient ID Re-attending between 3 & 9 months - Children	327	912	35.9%	41.5%	45.8%	57.4%
% of FP17s for the same patient ID Re-attending between 3 & 9 months - Adults	691	2,156	32.1%	35.0%	37.6%	50.5%
% of FP17s for Band 1 Urgent Courses	214	2,540	8.4%	10.8%	10.6%	9.1%
% of FP17s Relating to Free Repair or Replacements	25	2,540	1.0%	0.5%	0.6%	0.8%
% of FP17s Relating to Continuations	42	2,540	1.7%	0.9%	0.9%	1.3%
% of Patients satisfied with the dentistry they have received	2	2	N/A	89.2%	90.2%	93.2%
% of Patients satisfied with the time they had to wait for an appointment	1	2	N/A	81.5%	83.8%	89.0%

* This is based on patients treated on this contract for their most recent course of treatment. Figures in italics indicate the base number of FP17s or Patient Questionnaire responses are less than 100. N/A is shown where the base number of responses is less than 10 during the period. % is calculated as Quantity/Base number*100

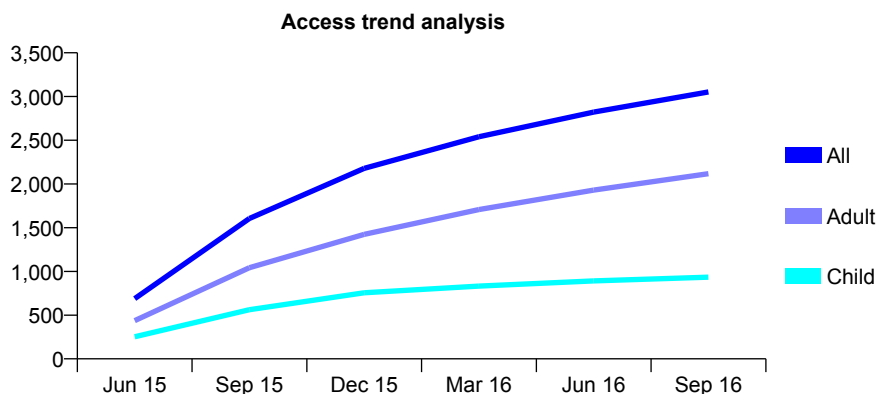
Q61 - Vital Signs At a Glance Contract Report for 179574/0001 - September 2016

Name or company name	Mr Korb and Mr Joffe
Contract type name	GDS Contract
Purpose of contract	General
Contract start date	01/04/2015
Contract end date	

16/17 Contracted general activity (UDA)	9,314
Carry forward general activity (UDA)	-61
16/17 Contracted orthodontic activity (UOA)	0
Carry forward orthodontic activity (UOA)	0
Baseline contract value	£328,102.69

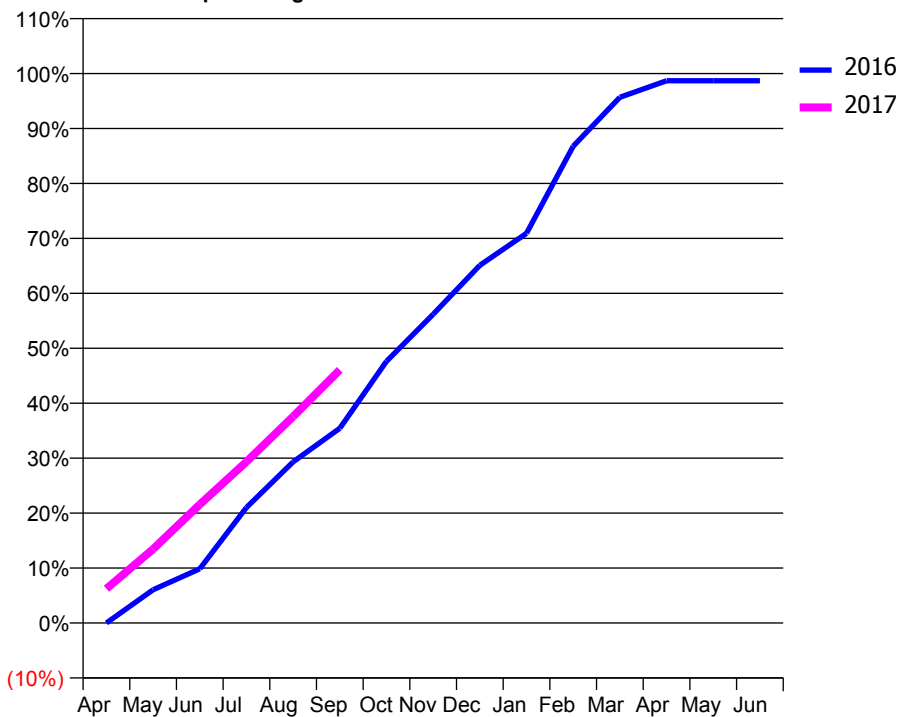
ACCESS*

Patients seen in 24 months	Total	Change since previous quarter
Quarter ending September 2015	1,605	
Quarter ending December 2015	2,178	↑
Quarter ending March 2016	2,540	↑
Quarter ending June 2016	2,822	↑
Quarter ending September 2016	3,052	↑
Variance since September 2015	90.2%	↑



ACTIVITY

Cumulative percentage of contracted UDA delivered 2016 & 2017



Adjusted Scheduled Activity (UDA)

Month	2016	2017
April	0	583
May	563	1,252
June	919	2,010
July	1,959	2,734
August	2,731	3,500
September	3,300	4,292
October	4,435	
November	5,234	
December	6,062	
January	6,605	
February	8,082	
March	8,912	
April	9,192	
May	9,192	
June	9,192	

QUALITY

	Quantity	Base Number	Contract	AT	Region	England
% of FP17s for the same patient ID Re-attending within 3 months - Children	39	685	5.7%	11.2%	11.8%	12.4%
% of FP17s for the same patient ID Re-attending within 3 months - Adults	143	1,351	10.6%	16.3%	17.1%	16.7%
% of FP17s for the same patient ID Re-attending between 3 & 9 months - Children	351	685	51.2%	41.5%	45.8%	57.4%
% of FP17s for the same patient ID Re-attending between 3 & 9 months - Adults	659	1,351	48.8%	35.0%	37.6%	50.5%
% of FP17s for Band 1 Urgent Courses	129	1,905	6.8%	10.8%	10.6%	9.1%
% of FP17s Relating to Free Repair or Replacements	2	1,905	0.1%	0.5%	0.6%	0.8%
% of FP17s Relating to Continuations	23	1,905	1.2%	0.9%	0.9%	1.3%
% of Patients satisfied with the dentistry they have received	3	3	N/A	89.2%	90.2%	93.2%
% of Patients satisfied with the time they had to wait for an appointment	3	3	N/A	81.5%	83.8%	89.0%

* This is based on patients treated on this contract for their most recent course of treatment. Figures in italics indicate the base number of FP17s or Patient Questionnaire responses are less than 100. N/A is shown where the base number of responses is less than 10 during the period. % is calculated as Quantity/Base number*100

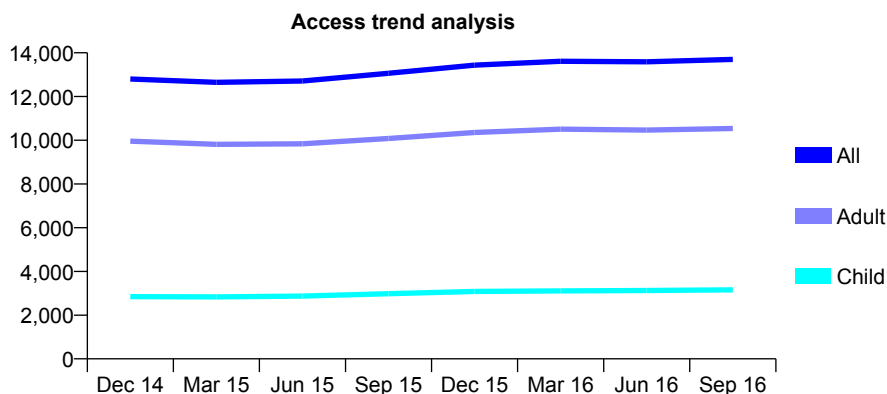
Q61 - Vital Signs At a Glance Contract Report for 181978/0001 - September 2016

Name or company name	M C DENTISTRY LTD
Contract type name	GDS Contract
Purpose of contract	General
Contract start date	01/04/2006
Contract end date	

16/17 Contracted general activity (UDA)	57,747
Carry forward general activity (UDA)	0
16/17 Contracted orthodontic activity (UOA)	0
Carry forward orthodontic activity (UOA)	0
Baseline contract value	£1,654,574.06

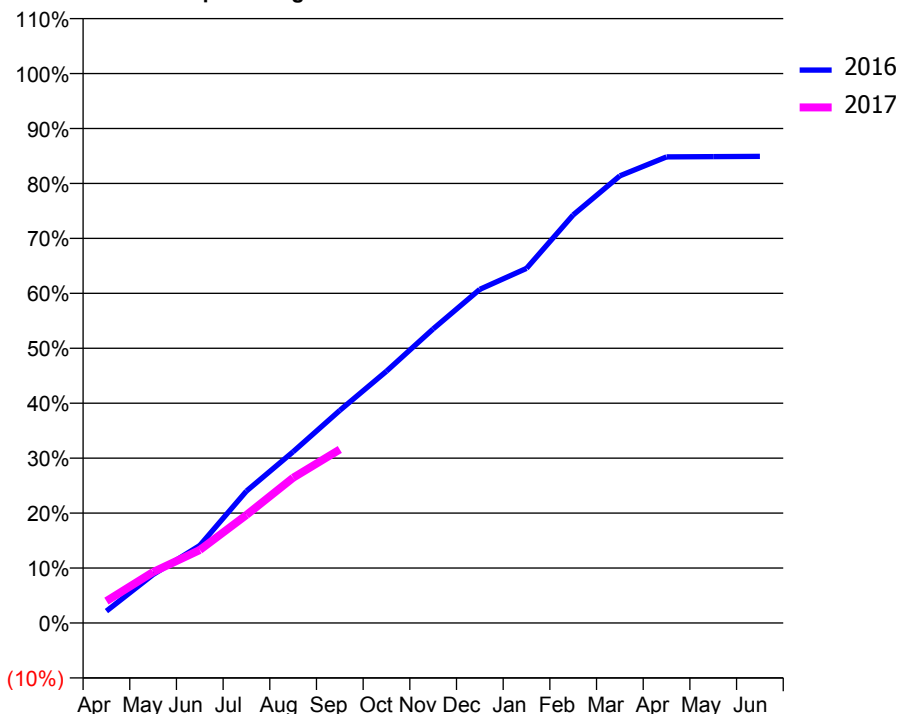
ACCESS*

Patients seen in 24 months	Total	Change since previous quarter
Quarter ending September 2015	13,065	
Quarter ending December 2015	13,434	↑
Quarter ending March 2016	13,614	→
Quarter ending June 2016	13,588	→
Quarter ending September 2016	13,698	→
Variance since September 2015	4.8%	↑



ACTIVITY

Cumulative percentage of contracted UDA delivered 2016 & 2017



Month	Adjusted Scheduled Activity (UDA)	
	2016	2017
April	1,250	2,301
May	5,097	5,355
June	8,154	7,678
July	13,866	11,357
August	17,998	15,267
September	22,344	18,235
October	26,459	
November	30,911	
December	35,067	
January	37,269	
February	42,894	
March	46,998	
April	48,980	
May	49,009	
June	49,037	

QUALITY

	Quantity	Base Number	Contract	AT	Region	England
% of FP17s for the same patient ID Re-attending within 3 months - Children	125	1,804	6.9%	11.2%	11.8%	12.4%
% of FP17s for the same patient ID Re-attending within 3 months - Adults	685	5,494	12.5%	16.3%	17.1%	16.7%
% of FP17s for the same patient ID Re-attending between 3 & 9 months - Children	688	1,804	38.1%	41.5%	45.8%	57.4%
% of FP17s for the same patient ID Re-attending between 3 & 9 months - Adults	2,202	5,494	40.1%	35.0%	37.6%	50.5%
% of FP17s for Band 1 Urgent Courses	577	6,612	8.7%	10.8%	10.6%	9.1%
% of FP17s Relating to Free Repair or Replacements	42	6,612	0.6%	0.5%	0.6%	0.8%
% of FP17s Relating to Continuations	98	6,612	1.5%	0.9%	0.9%	1.3%
% of Patients satisfied with the dentistry they have received	8	8	N/A	89.2%	90.2%	93.2%
% of Patients satisfied with the time they had to wait for an appointment	7	8	N/A	81.5%	83.8%	89.0%

* This is based on patients treated on this contract for their most recent course of treatment. Figures in italics indicate the base number of FP17s or Patient Questionnaire responses are less than 100. N/A is shown where the base number of responses is less than 10 during the period. % is calculated as Quantity/Base number*100

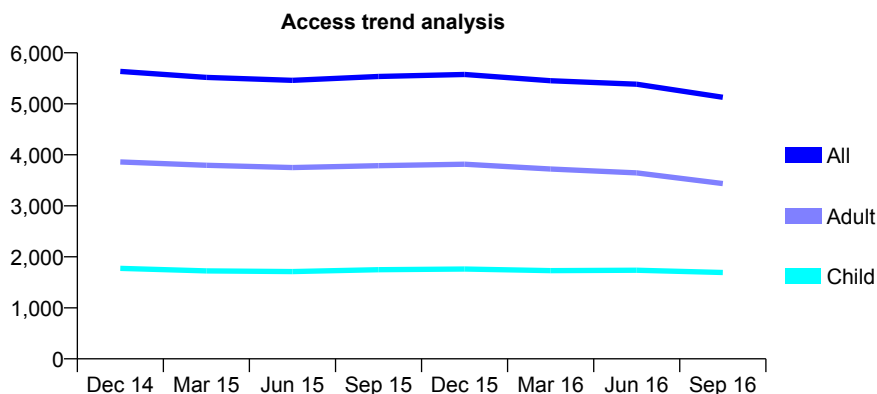
Q61 - Vital Signs At a Glance Contract Report for 182095/0001 - September 2016

Name or company name	WGDC LTD
Contract type name	GDS Contract
Purpose of contract	General
Contract start date	01/07/2011
Contract end date	

16/17 Contracted general activity (UDA)	12,739
Carry forward general activity (UDA)	-139
16/17 Contracted orthodontic activity (UOA)	0
Carry forward orthodontic activity (UOA)	0
Baseline contract value	£350,281.61

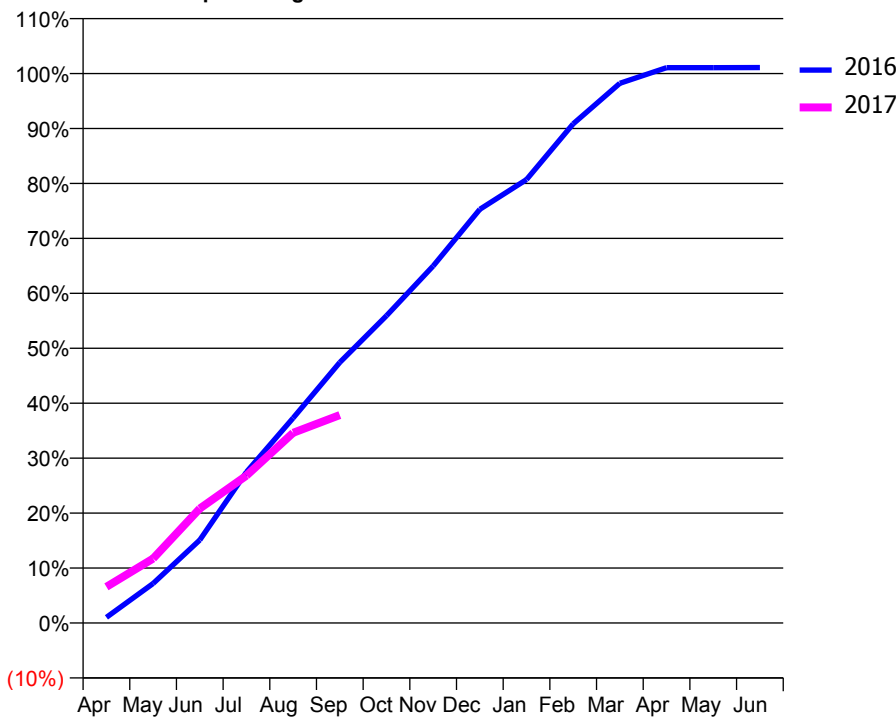
ACCESS*

Patients seen in 24 months	Total	Change since previous quarter
Quarter ending September 2015	5,535	
Quarter ending December 2015	5,576	→
Quarter ending March 2016	5,451	↓
Quarter ending June 2016	5,385	↓
Quarter ending September 2016	5,129	↓
Variance since September 2015	(7.3%)	↓



ACTIVITY

Cumulative percentage of contracted UDA delivered 2016 & 2017



Adjusted Scheduled Activity (UDA)

Month	2016	2017
April	132	841
May	917	1,496
June	1,925	2,654
July	3,502	3,417
August	4,752	4,411
September	6,041	4,822
October	7,125	
November	8,276	
December	9,591	
January	10,281	
February	11,573	
March	12,512	
April	12,873	
May	12,873	
June	12,878	

QUALITY

	Quantity	Base Number	Contract	AT	Region	England
% of FP17s for the same patient ID Re-attending within 3 months - Children	48	818	5.9%	11.2%	11.8%	12.4%
% of FP17s for the same patient ID Re-attending within 3 months - Adults	269	1,507	17.9%	16.3%	17.1%	16.7%
% of FP17s for the same patient ID Re-attending between 3 & 9 months - Children	260	818	31.8%	41.5%	45.8%	57.4%
% of FP17s for the same patient ID Re-attending between 3 & 9 months - Adults	409	1,507	27.1%	35.0%	37.6%	50.5%
% of FP17s for Band 1 Urgent Courses	167	1,768	9.4%	10.8%	10.6%	9.1%
% of FP17s Relating to Free Repair or Replacements	22	1,768	1.2%	0.5%	0.6%	0.8%
% of FP17s Relating to Continuations	20	1,768	1.1%	0.9%	0.9%	1.3%
% of Patients satisfied with the dentistry they have received	3	3	N/A	89.2%	90.2%	93.2%
% of Patients satisfied with the time they had to wait for an appointment	3	3	N/A	81.5%	83.8%	89.0%

* This is based on patients treated on this contract for their most recent course of treatment. Figures in italics indicate the base number of FP17s or Patient Questionnaire responses are less than 100. N/A is shown where the base number of responses is less than 10 during the period. % is calculated as Quantity/Base number*100

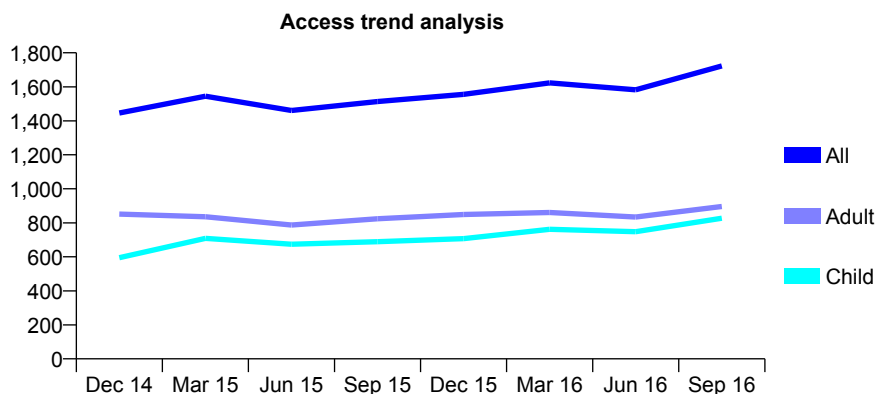
Q61 - Vital Signs At a Glance Contract Report for 182303/0001 - September 2016

Name or company name	NHS Waltham Forest
Contract type name	PDS Contract
Purpose of contract	General
Contract start date	01/07/2012
Contract end date	30/06/2022

16/17 Contracted general activity (UDA)	4,000
Carry forward general activity (UDA)	0
16/17 Contracted orthodontic activity (UOA)	0
Carry forward orthodontic activity (UOA)	0
Baseline contract value	£0.00

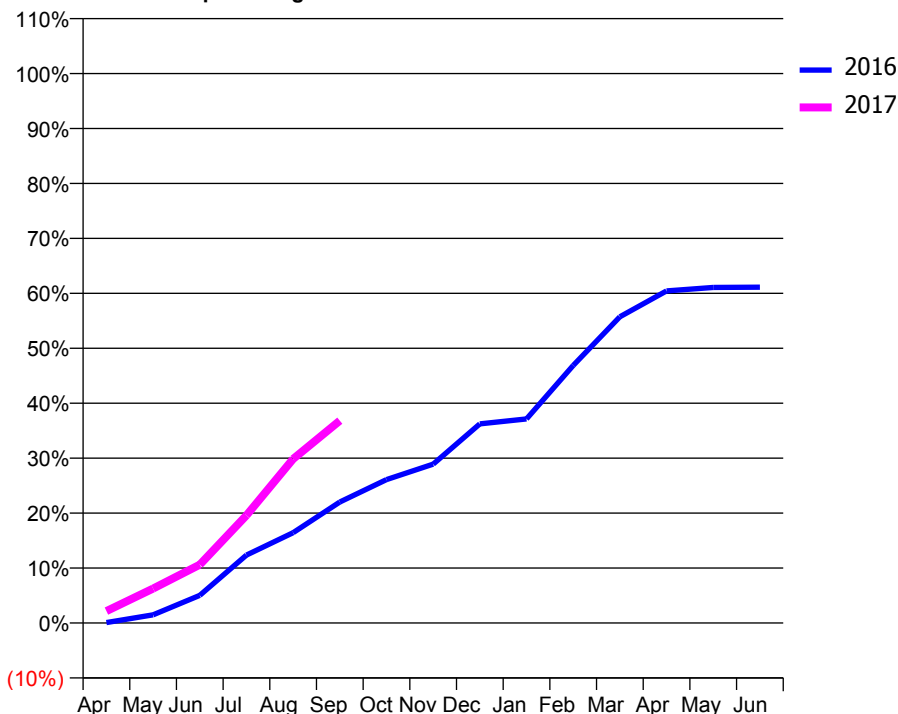
ACCESS*

Patients seen in 24 months	Total	Change since previous quarter
Quarter ending September 2015	1,513	
Quarter ending December 2015	1,556	↑
Quarter ending March 2016	1,623	↑
Quarter ending June 2016	1,582	↓
Quarter ending September 2016	1,723	↑
Variance since September 2015	13.9%	↑



ACTIVITY

Cumulative percentage of contracted UDA delivered 2016 & 2017



Adjusted Scheduled Activity (UDA)		
Month	2016	2017
April	3	87
May	60	251
June	202	424
July	495	783
August	658	1,195
September	881	1,473
October	1,044	
November	1,157	
December	1,450	
January	1,486	
February	1,875	
March	2,229	
April	2,417	
May	2,442	
June	2,444	

QUALITY

	Quantity	Base Number	Contract	AT	Region	England
% of FP17s for the same patient ID Re-attending within 3 months - Children	28	455	6.2%	11.2%	11.8%	12.4%
% of FP17s for the same patient ID Re-attending within 3 months - Adults	25	451	5.5%	16.3%	17.1%	16.7%
% of FP17s for the same patient ID Re-attending between 3 & 9 months - Children	97	455	21.3%	41.5%	45.8%	57.4%
% of FP17s for the same patient ID Re-attending between 3 & 9 months - Adults	101	451	22.4%	35.0%	37.6%	50.5%
% of FP17s for Band 1 Urgent Courses	24	777	3.1%	10.8%	10.6%	9.1%
% of FP17s Relating to Free Repair or Replacements	0	777	0.0%	0.5%	0.6%	0.8%
% of FP17s Relating to Continuations	2	777	0.3%	0.9%	0.9%	1.3%
% of Patients satisfied with the dentistry they have received	0	0	N/A	89.2%	90.2%	93.2%
% of Patients satisfied with the time they had to wait for an appointment	0	0	N/A	81.5%	83.8%	89.0%

* This is based on patients treated on this contract for their most recent course of treatment. Figures in italics indicate the base number of FP17s or Patient Questionnaire responses are less than 100. N/A is shown where the base number of responses is less than 10 during the period. % is calculated as Quantity/Base number*100

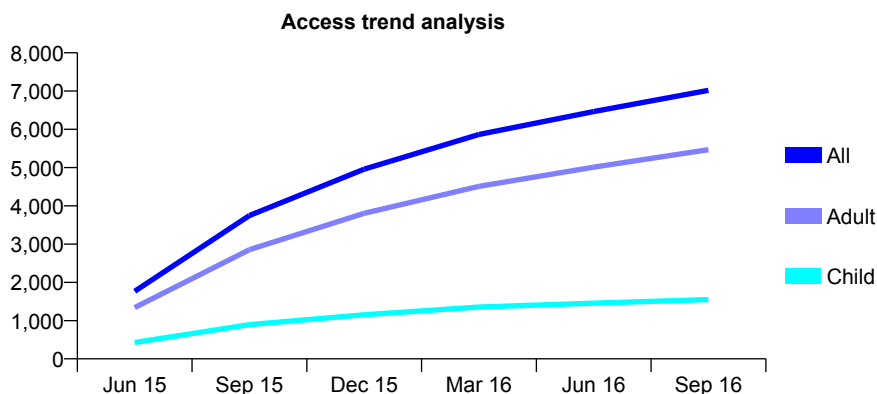
Q61 - Vital Signs At a Glance Contract Report for 182346/0001 - September 2016

Name or company name	Trinity Dental Surgery Ltd
Contract type name	GDS Contract
Purpose of contract	General
Contract start date	01/04/2015
Contract end date	

16/17 Contracted general activity (UDA)	19,476
Carry forward general activity (UDA)	0
16/17 Contracted orthodontic activity (UOA)	0
Carry forward orthodontic activity (UOA)	0
Baseline contract value	£521,986.70

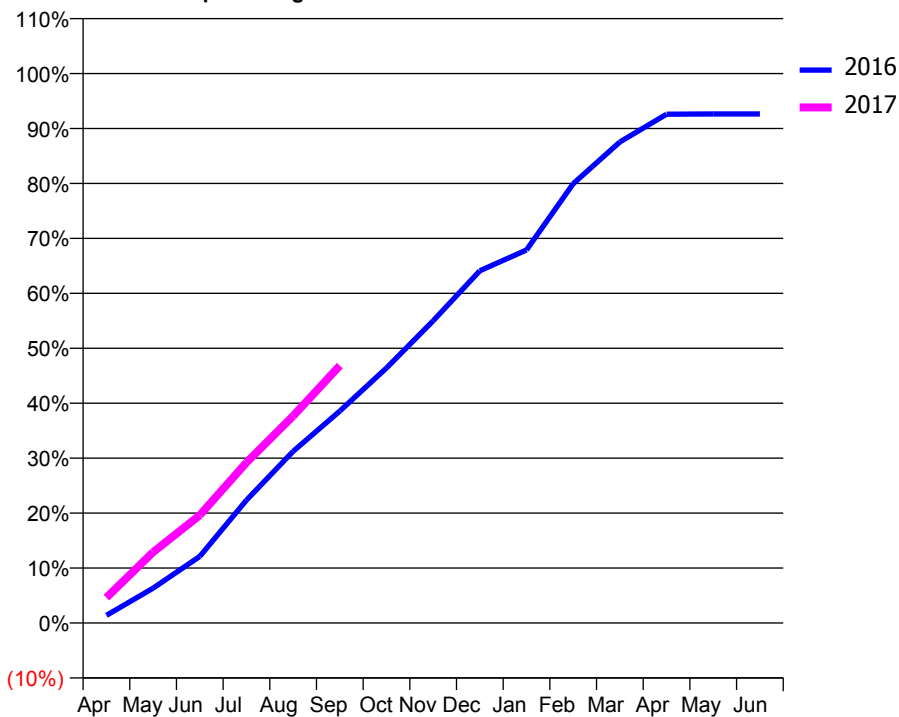
ACCESS*

Patients seen in 24 months	Total	Change since previous quarter
Quarter ending September 2015	3,745	
Quarter ending December 2015	4,957	↑
Quarter ending March 2016	5,864	↑
Quarter ending June 2016	6,465	↑
Quarter ending September 2016	7,017	↑
Variance since September 2015	87.4%	↑



ACTIVITY

Cumulative percentage of contracted UDA delivered 2016 & 2017



Month	Adjusted Scheduled Activity (UDA)	
	2016	2017
April	273	900
May	1,234	2,513
June	2,363	3,820
July	4,354	5,689
August	6,086	7,337
September	7,512	9,125
October	9,041	
November	10,711	
December	12,485	
January	13,222	
February	15,573	
March	17,048	
April	18,033	
May	18,042	
June	18,045	

QUALITY

	Quantity	Base Number	Contract	AT	Region	England
% of FP17s for the same patient ID Re-attending within 3 months - Children	70	1,051	6.7%	11.2%	11.8%	12.4%
% of FP17s for the same patient ID Re-attending within 3 months - Adults	672	3,942	17.0%	16.3%	17.1%	16.7%
% of FP17s for the same patient ID Re-attending between 3 & 9 months - Children	463	1,051	44.1%	41.5%	45.8%	57.4%
% of FP17s for the same patient ID Re-attending between 3 & 9 months - Adults	1,552	3,942	39.4%	35.0%	37.6%	50.5%
% of FP17s for Band 1 Urgent Courses	400	4,515	8.9%	10.8%	10.6%	9.1%
% of FP17s Relating to Free Repair or Replacements	29	4,515	0.6%	0.5%	0.6%	0.8%
% of FP17s Relating to Continuations	140	4,515	3.1%	0.9%	0.9%	1.3%
% of Patients satisfied with the dentistry they have received	5	6	N/A	89.2%	90.2%	93.2%
% of Patients satisfied with the time they had to wait for an appointment	4	6	N/A	81.5%	83.8%	89.0%

* This is based on patients treated on this contract for their most recent course of treatment. Figures in italics indicate the base number of FP17s or Patient Questionnaire responses are less than 100. N/A is shown where the base number of responses is less than 10 during the period. % is calculated as Quantity/Base number*100

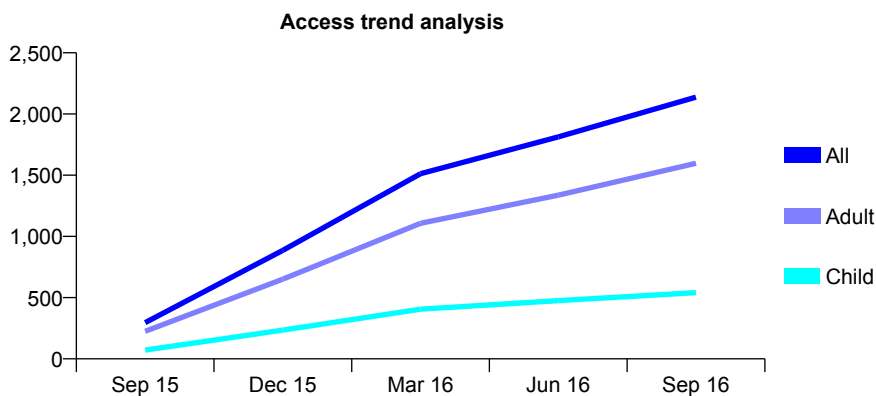
Q61 - Vital Signs At a Glance Contract Report for 183466/0001 - September 2016

Name or company name	Dharmesh Patel
Contract type name	GDS Contract
Purpose of contract	General
Contract start date	01/08/2015
Contract end date	

16/17 Contracted general activity (UDA)	8,498
Carry forward general activity (UDA)	121
16/17 Contracted orthodontic activity (UOA)	0
Carry forward orthodontic activity (UOA)	0
Baseline contract value	£249,295.13

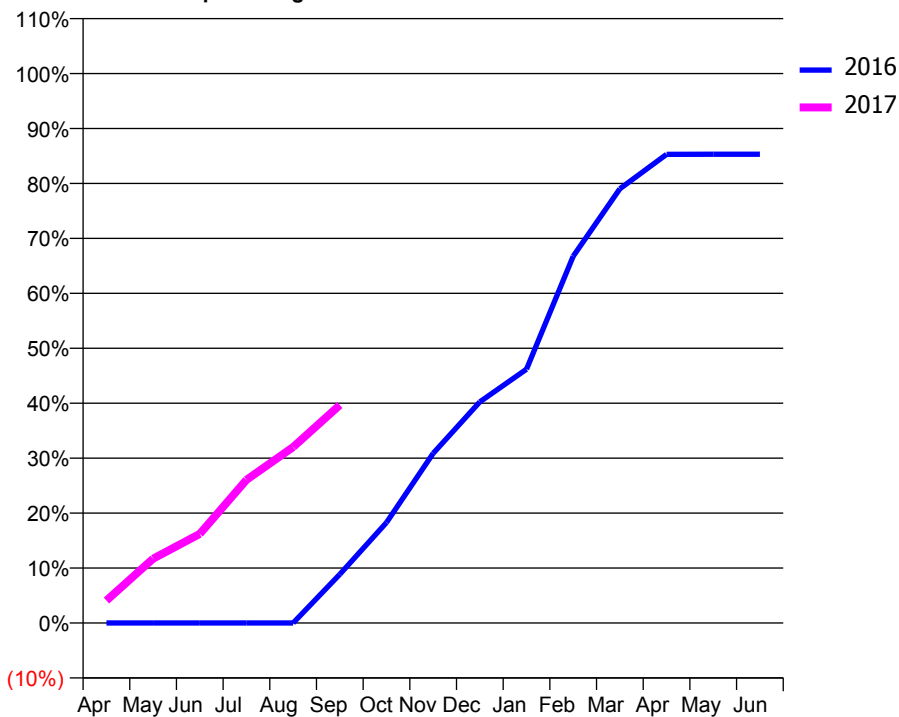
ACCESS*

Patients seen in 24 months	Total	Change since previous quarter
Quarter ending September 2015	296	
Quarter ending December 2015	886	↑
Quarter ending March 2016	1,513	↑
Quarter ending June 2016	1,813	↑
Quarter ending September 2016	2,138	↑
Variance since September 2015	622.3%	↑



ACTIVITY

Cumulative percentage of contracted UDA delivered 2016 & 2017



Month	Adjusted Scheduled Activity (UDA)	
	2016	2017
April	0	347
May	0	995
June	0	1,378
July	0	2,214
August	0	2,720
September	503	3,371
October	1,036	
November	1,749	
December	2,281	
January	2,617	
February	3,782	
March	4,478	
April	4,833	
May	4,834	
June	4,833	

QUALITY

	Quantity	Base Number	Contract	AT	Region	England
% of FP17s for the same patient ID Re-attending within 3 months - Children	35	405	8.6%	11.2%	11.8%	12.4%
% of FP17s for the same patient ID Re-attending within 3 months - Adults	206	1,151	17.9%	16.3%	17.1%	16.7%
% of FP17s for the same patient ID Re-attending between 3 & 9 months - Children	172	405	42.5%	41.5%	45.8%	57.4%
% of FP17s for the same patient ID Re-attending between 3 & 9 months - Adults	317	1,151	27.5%	35.0%	37.6%	50.5%
% of FP17s for Band 1 Urgent Courses	158	1,405	11.2%	10.8%	10.6%	9.1%
% of FP17s Relating to Free Repair or Replacements	25	1,405	1.8%	0.5%	0.6%	0.8%
% of FP17s Relating to Continuations	3	1,405	0.2%	0.9%	0.9%	1.3%
% of Patients satisfied with the dentistry they have received	0	0	N/A	89.2%	90.2%	93.2%
% of Patients satisfied with the time they had to wait for an appointment	0	0	N/A	81.5%	83.8%	89.0%

* This is based on patients treated on this contract for their most recent course of treatment. Figures in italics indicate the base number of FP17s or Patient Questionnaire responses are less than 100. N/A is shown where the base number of responses is less than 10 during the period. % is calculated as Quantity/Base number*100

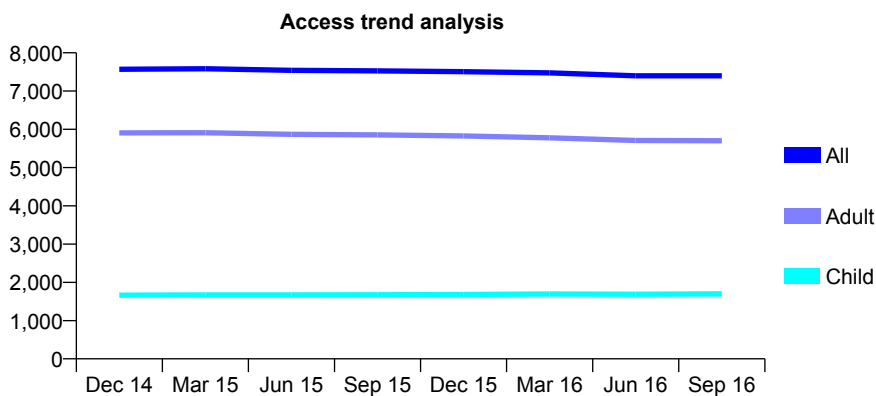
Q61 - Vital Signs At a Glance Contract Report for 185817/0001 - September 2016

Name or company name	DIPS Dental Surgery
Contract type name	GDS Contract
Purpose of contract	General
Contract start date	01/06/2006
Contract end date	

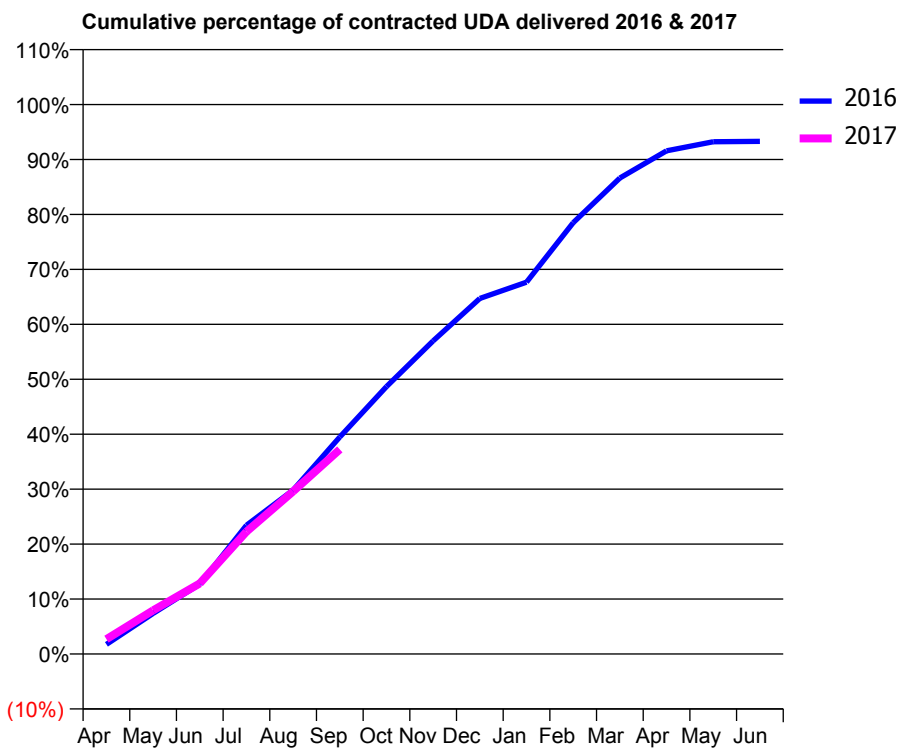
16/17 Contracted general activity (UDA)	24,000
Carry forward general activity (UDA)	0
16/17 Contracted orthodontic activity (UOA)	0
Carry forward orthodontic activity (UOA)	0
Baseline contract value	£665,041.45

ACCESS*

Patients seen in 24 months	Total	Change since previous quarter
Quarter ending September 2015	7,527	
Quarter ending December 2015	7,508	→
Quarter ending March 2016	7,474	→
Quarter ending June 2016	7,398	↓
Quarter ending September 2016	7,400	→
Variance since September 2015	(1.7%)	↓



ACTIVITY



Month	Adjusted Scheduled Activity (UDA)	
	2016	2017
April	421	647
May	1,771	1,910
June	3,053	3,082
July	5,625	5,346
August	7,163	7,101
September	9,478	8,934
October	11,680	
November	13,676	
December	15,528	
January	16,242	
February	18,838	
March	20,790	
April	21,977	
May	22,372	
June	22,390	

QUALITY

	Quantity	Base Number	Contract	AT	Region	England
% of FP17s for the same patient ID Re-attending within 3 months - Children	55	978	5.6%	11.2%	11.8%	12.4%
% of FP17s for the same patient ID Re-attending within 3 months - Adults	260	2,742	9.5%	16.3%	17.1%	16.7%
% of FP17s for the same patient ID Re-attending between 3 & 9 months - Children	422	978	43.1%	41.5%	45.8%	57.4%
% of FP17s for the same patient ID Re-attending between 3 & 9 months - Adults	1,001	2,742	36.5%	35.0%	37.6%	50.5%
% of FP17s for Band 1 Urgent Courses	196	3,150	6.2%	10.8%	10.6%	9.1%
% of FP17s Relating to Free Repair or Replacements	71	3,150	2.3%	0.5%	0.6%	0.8%
% of FP17s Relating to Continuations	17	3,150	0.5%	0.9%	0.9%	1.3%
% of Patients satisfied with the dentistry they have received	5	5	N/A	89.2%	90.2%	93.2%
% of Patients satisfied with the time they had to wait for an appointment	5	5	N/A	81.5%	83.8%	89.0%

* This is based on patients treated on this contract for their most recent course of treatment. Figures in italics indicate the base number of FP17s or Patient Questionnaire responses are less than 100. N/A is shown where the base number of responses is less than 10 during the period. % is calculated as Quantity/Base number*100

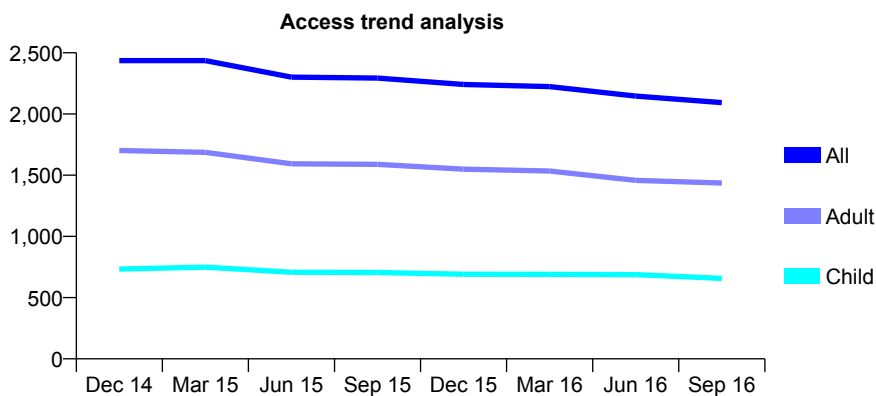
Q61 - Vital Signs At a Glance Contract Report for 187062/0001 - September 2016

Name or company name	I E Barmania and A Vawda
Contract type name	GDS Contract
Purpose of contract	General
Contract start date	26/01/2009
Contract end date	

16/17 Contracted general activity (UDA)	7,047
Carry forward general activity (UDA)	0
16/17 Contracted orthodontic activity (UOA)	0
Carry forward orthodontic activity (UOA)	0
Baseline contract value	£183,869.90

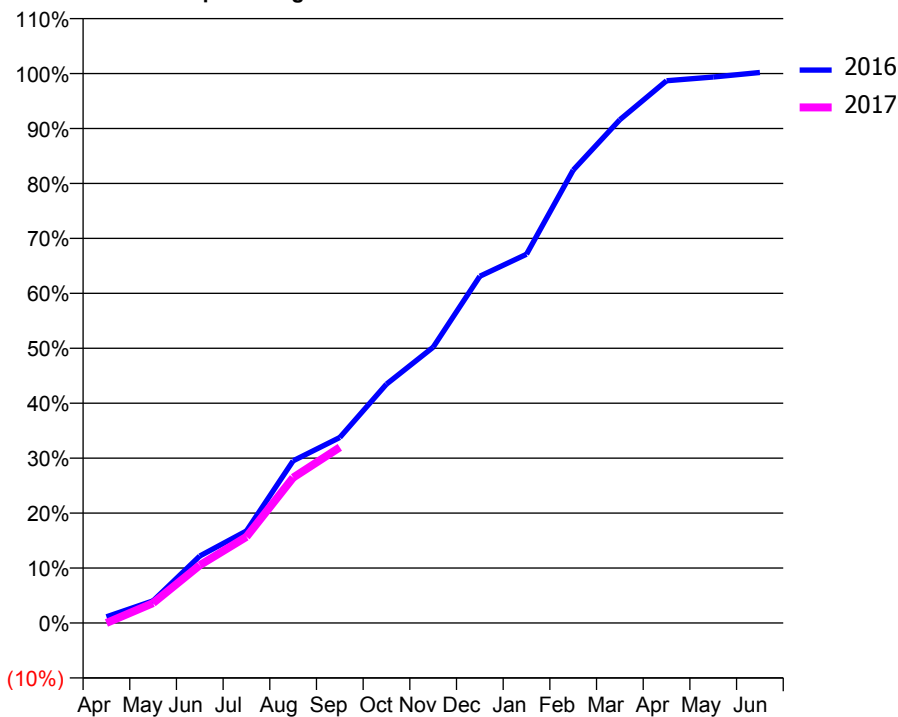
ACCESS*

Patients seen in 24 months	Total	Change since previous quarter
Quarter ending September 2015	2,294	
Quarter ending December 2015	2,241	↓
Quarter ending March 2016	2,224	→
Quarter ending June 2016	2,146	↓
Quarter ending September 2016	2,093	↓
Variance since September 2015	(8.8%)	↓



ACTIVITY

Cumulative percentage of contracted UDA delivered 2016 & 2017



Month	Adjusted Scheduled Activity (UDA)	
	2016	2017
April	79	0
May	285	255
June	859	742
July	1,182	1,105
August	2,081	1,864
September	2,379	2,253
October	3,064	
November	3,538	
December	4,448	
January	4,730	
February	5,809	
March	6,454	
April	6,953	
May	7,002	
June	7,060	

QUALITY

	Quantity	Base Number	Contract	AT	Region	England
% of FP17s for the same patient ID Re-attending within 3 months - Children	11	316	3.5%	11.2%	11.8%	12.4%
% of FP17s for the same patient ID Re-attending within 3 months - Adults	56	644	8.7%	16.3%	17.1%	16.7%
% of FP17s for the same patient ID Re-attending between 3 & 9 months - Children	137	316	43.4%	41.5%	45.8%	57.4%
% of FP17s for the same patient ID Re-attending between 3 & 9 months - Adults	285	644	44.3%	35.0%	37.6%	50.5%
% of FP17s for Band 1 Urgent Courses	60	806	7.4%	10.8%	10.6%	9.1%
% of FP17s Relating to Free Repair or Replacements	0	806	0.0%	0.5%	0.6%	0.8%
% of FP17s Relating to Continuations	4	806	0.5%	0.9%	0.9%	1.3%
% of Patients satisfied with the dentistry they have received	2	2	N/A	89.2%	90.2%	93.2%
% of Patients satisfied with the time they had to wait for an appointment	2	2	N/A	81.5%	83.8%	89.0%

* This is based on patients treated on this contract for their most recent course of treatment. Figures in italics indicate the base number of FP17s or Patient Questionnaire responses are less than 100. N/A is shown where the base number of responses is less than 10 during the period. % is calculated as Quantity/Base number*100

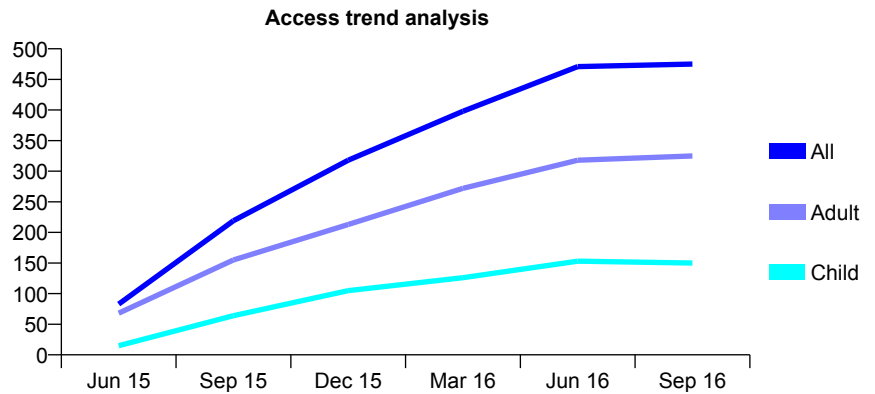
Q61 - Vital Signs At a Glance Contract Report for 188697/0001 - September 2016

Name or company name	F Mian Dental Surgery
Contract type name	GDS Contract
Purpose of contract	General
Contract start date	01/03/2015
Contract end date	

16/17 Contracted general activity (UDA)	2,177
Carry forward general activity (UDA)	-44
16/17 Contracted orthodontic activity (UOA)	0
Carry forward orthodontic activity (UOA)	0
Baseline contract value	£61,646.55

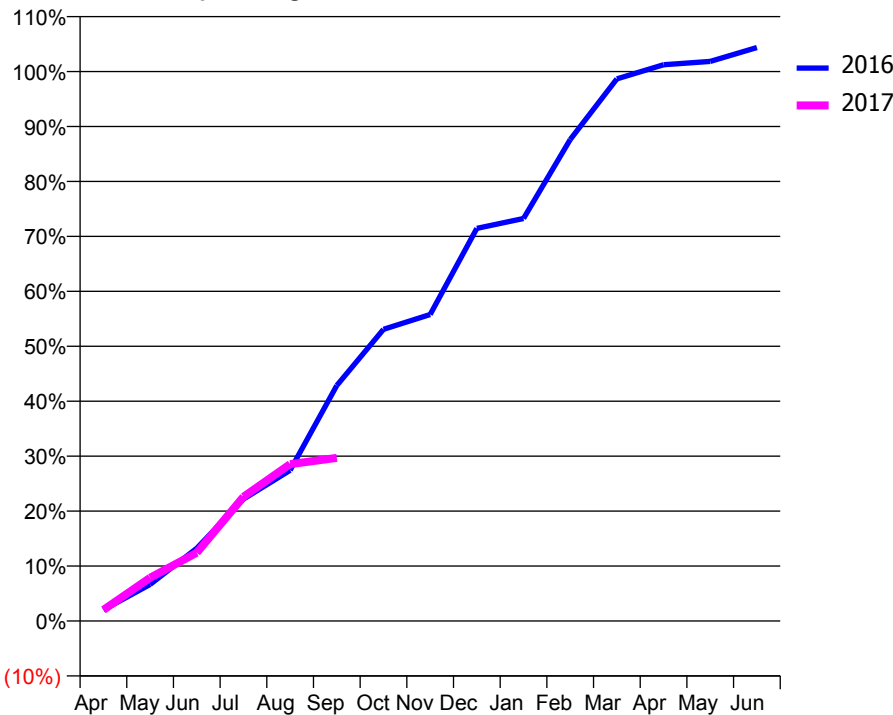
ACCESS*

Patients seen in 24 months	Total	Change since previous quarter
Quarter ending September 2015	219	
Quarter ending December 2015	318	↑
Quarter ending March 2016	398	↑
Quarter ending June 2016	471	↑
Quarter ending September 2016	475	→
Variance since September 2015	116.9%	↑



ACTIVITY

Cumulative percentage of contracted UDA delivered 2016 & 2017



Month	Adjusted Scheduled Activity (UDA)	
	2016	2017
April	44	44
May	145	171
June	288	271
July	483	492
August	597	621
September	933	647
October	1,155	
November	1,214	
December	1,556	
January	1,595	
February	1,908	
March	2,148	
April	2,204	
May	2,217	
June	2,272	

QUALITY

	Quantity	Base Number	Contract	AT	Region	England
% of FP17s for the same patient ID Re-attending within 3 months - Children	1	55	1.8%	11.2%	11.8%	12.4%
% of FP17s for the same patient ID Re-attending within 3 months - Adults	4	122	3.3%	16.3%	17.1%	16.7%
% of FP17s for the same patient ID Re-attending between 3 & 9 months - Children	10	55	18.2%	41.5%	45.8%	57.4%
% of FP17s for the same patient ID Re-attending between 3 & 9 months - Adults	21	122	17.2%	35.0%	37.6%	50.5%
% of FP17s for Band 1 Urgent Courses	8	139	5.8%	10.8%	10.6%	9.1%
% of FP17s Relating to Free Repair or Replacements	0	139	0.0%	0.5%	0.6%	0.8%
% of FP17s Relating to Continuations	0	139	0.0%	0.9%	0.9%	1.3%
% of Patients satisfied with the dentistry they have received	0	0	N/A	89.2%	90.2%	93.2%
% of Patients satisfied with the time they had to wait for an appointment	0	0	N/A	81.5%	83.8%	89.0%

* This is based on patients treated on this contract for their most recent course of treatment. Figures in italics indicate the base number of FP17s or Patient Questionnaire responses are less than 100. N/A is shown where the base number of responses is less than 10 during the period. % is calculated as Quantity/Base number*100

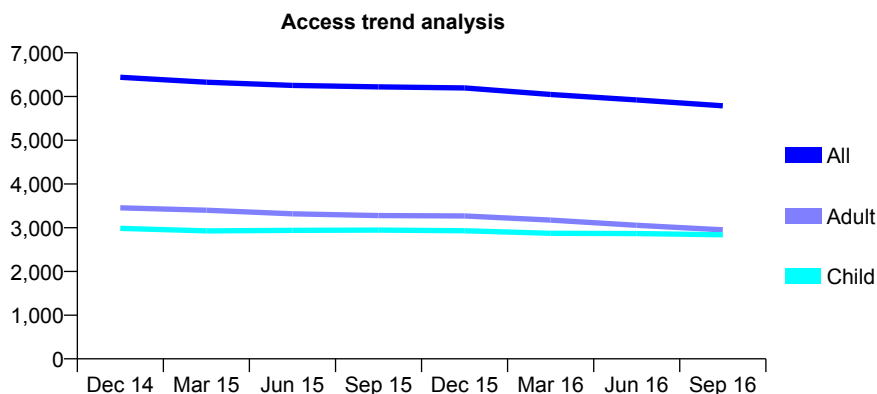
Q61 - Vital Signs At a Glance Contract Report for 188883/0001 - September 2016

Name or company name	The Angel Dental Practice Ltd
Contract type name	GDS Contract
Purpose of contract	General
Contract start date	01/04/2012
Contract end date	

16/17 Contracted general activity (UDA)	18,415
Carry forward general activity (UDA)	60
16/17 Contracted orthodontic activity (UOA)	0
Carry forward orthodontic activity (UOA)	0
Baseline contract value	£522,284.66

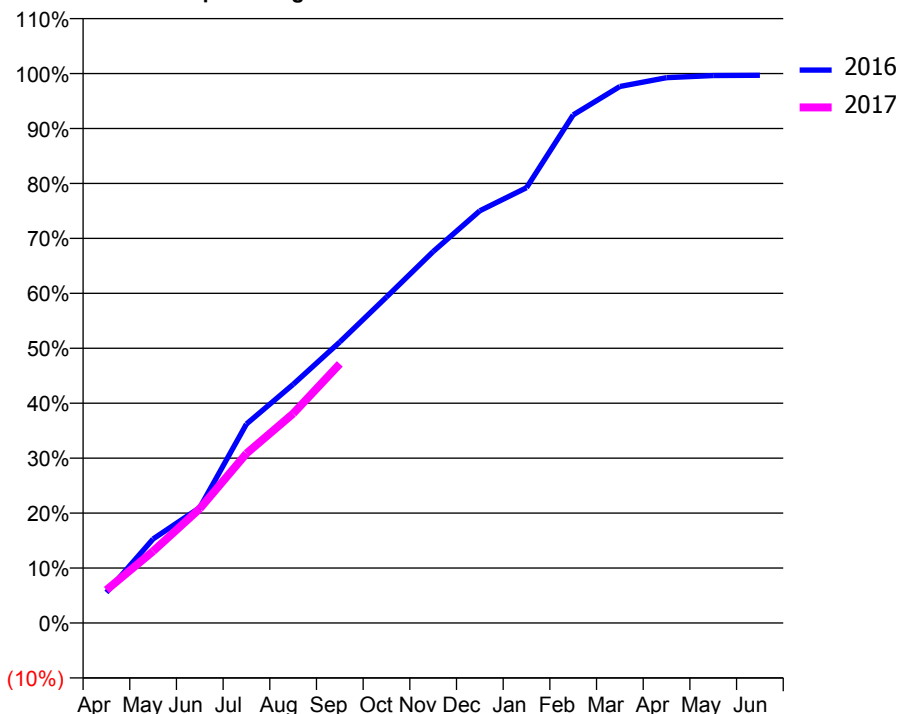
ACCESS*

Patients seen in 24 months	Total	Change since previous quarter
Quarter ending September 2015	6,221	
Quarter ending December 2015	6,197	→
Quarter ending March 2016	6,048	↓
Quarter ending June 2016	5,922	↓
Quarter ending September 2016	5,788	↓
Variance since September 2015	(7.0%)	↓



ACTIVITY

Cumulative percentage of contracted UDA delivered 2016 & 2017



Adjusted Scheduled Activity (UDA)

Month	2016	2017
April	1,024	1,107
May	2,818	2,409
June	3,869	3,830
July	6,669	5,684
August	7,998	7,018
September	9,417	8,683
October	10,923	
November	12,447	
December	13,814	
January	14,588	
February	17,026	
March	17,982	
April	18,275	
May	18,345	
June	18,355	

QUALITY

	Quantity	Base Number	Contract	AT	Region	England
% of FP17s for the same patient ID Re-attending within 3 months - Children	211	1,919	11.0%	11.2%	11.8%	12.4%
% of FP17s for the same patient ID Re-attending within 3 months - Adults	396	1,736	22.8%	16.3%	17.1%	16.7%
% of FP17s for the same patient ID Re-attending between 3 & 9 months - Children	736	1,919	38.4%	41.5%	45.8%	57.4%
% of FP17s for the same patient ID Re-attending between 3 & 9 months - Adults	601	1,736	34.6%	35.0%	37.6%	50.5%
% of FP17s for Band 1 Urgent Courses	420	3,497	12.0%	10.8%	10.6%	9.1%
% of FP17s Relating to Free Repair or Replacements	22	3,497	0.6%	0.5%	0.6%	0.8%
% of FP17s Relating to Continuations	3	3,497	0.1%	0.9%	0.9%	1.3%
% of Patients satisfied with the dentistry they have received	3	3	N/A	89.2%	90.2%	93.2%
% of Patients satisfied with the time they had to wait for an appointment	2	3	N/A	81.5%	83.8%	89.0%

* This is based on patients treated on this contract for their most recent course of treatment. Figures in italics indicate the base number of FP17s or Patient Questionnaire responses are less than 100. N/A is shown where the base number of responses is less than 10 during the period. % is calculated as Quantity/Base number*100

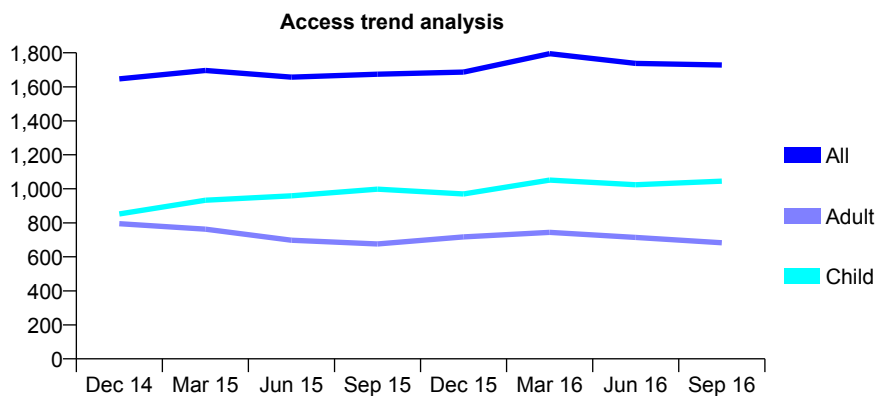
Q61 - Vital Signs At a Glance Contract Report for 189774/0001 - September 2016

Name or company name	NHS Redbridge
Contract type name	PDS Contract
Purpose of contract	General
Contract start date	01/07/2012
Contract end date	30/06/2022

16/17 Contracted general activity (UDA)	4,000
Carry forward general activity (UDA)	0
16/17 Contracted orthodontic activity (UOA)	0
Carry forward orthodontic activity (UOA)	0
Baseline contract value	£0.00

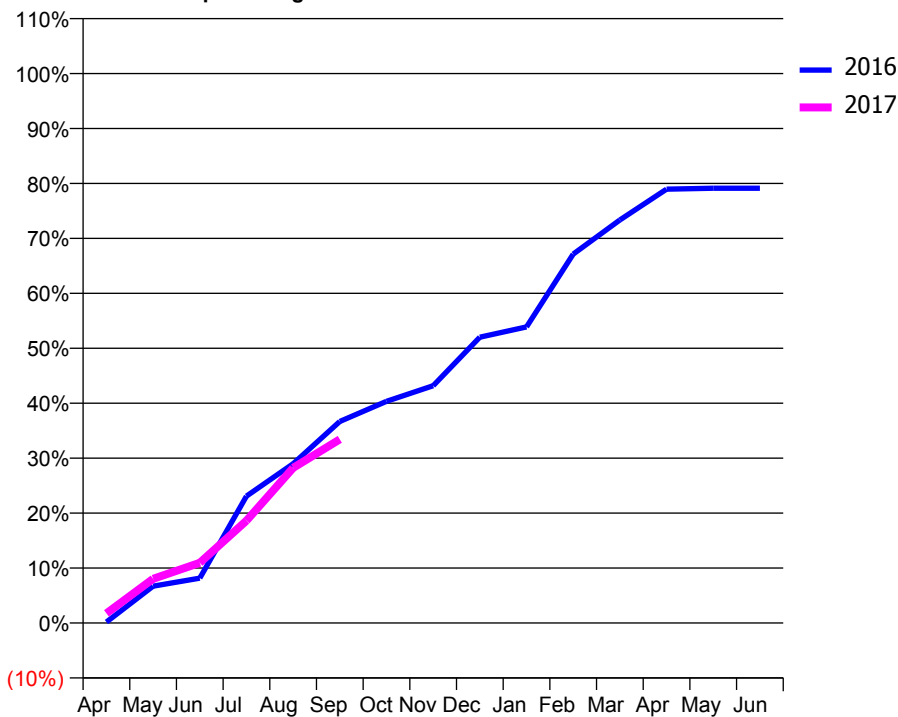
ACCESS*

Patients seen in 24 months	Total	Change since previous quarter
Quarter ending September 2015	1,674	
Quarter ending December 2015	1,687	→
Quarter ending March 2016	1,795	↑
Quarter ending June 2016	1,738	↓
Quarter ending September 2016	1,728	→
Variance since September 2015	3.2%	↑



ACTIVITY

Cumulative percentage of contracted UDA delivered 2016 & 2017



Month	Adjusted Scheduled Activity (UDA)	
	2016	2017
April	7	70
May	269	322
June	326	439
July	923	745
August	1,159	1,129
September	1,467	1,337
October	1,614	
November	1,727	
December	2,081	
January	2,156	
February	2,685	
March	2,934	
April	3,158	
May	3,165	
June	3,165	

QUALITY

	Quantity	Base Number	Contract	AT	Region	England
% of FP17s for the same patient ID Re-attending within 3 months - Children	22	513	4.3%	11.2%	11.8%	12.4%
% of FP17s for the same patient ID Re-attending within 3 months - Adults	19	297	6.4%	16.3%	17.1%	16.7%
% of FP17s for the same patient ID Re-attending between 3 & 9 months - Children	78	513	15.2%	41.5%	45.8%	57.4%
% of FP17s for the same patient ID Re-attending between 3 & 9 months - Adults	64	297	21.5%	35.0%	37.6%	50.5%
% of FP17s for Band 1 Urgent Courses	27	677	4.0%	10.8%	10.6%	9.1%
% of FP17s Relating to Free Repair or Replacements	3	677	0.4%	0.5%	0.6%	0.8%
% of FP17s Relating to Continuations	1	677	0.1%	0.9%	0.9%	1.3%
% of Patients satisfied with the dentistry they have received	0	0	N/A	89.2%	90.2%	93.2%
% of Patients satisfied with the time they had to wait for an appointment	0	0	N/A	81.5%	83.8%	89.0%

* This is based on patients treated on this contract for their most recent course of treatment. Figures in italics indicate the base number of FP17s or Patient Questionnaire responses are less than 100. N/A is shown where the base number of responses is less than 10 during the period. % is calculated as Quantity/Base number*100

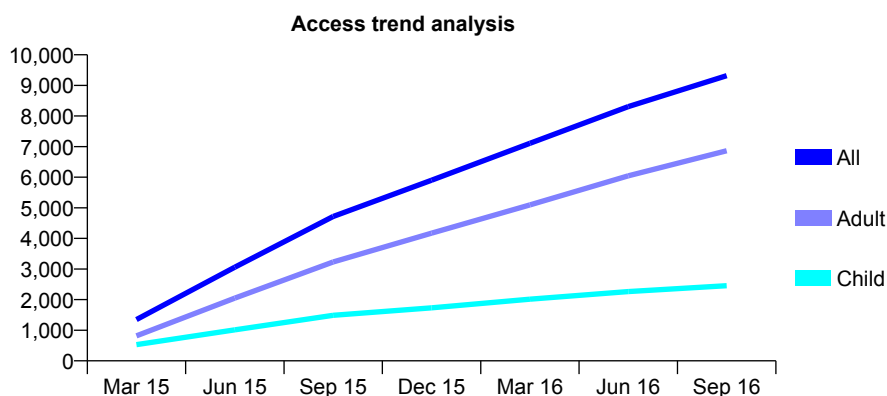
Q61 - Vital Signs At a Glance Contract Report for 190799/0001 - September 2016

Name or company name	P J Dental Surgery
Contract type name	GDS Contract
Purpose of contract	General and Orthodontic
Contract start date	01/02/2015
Contract end date	

16/17 Contracted general activity (UDA)	29,693
Carry forward general activity (UDA)	330
16/17 Contracted orthodontic activity (UOA)	1,614
Carry forward orthodontic activity (UOA)	0
Baseline contract value	£1,021,882.16

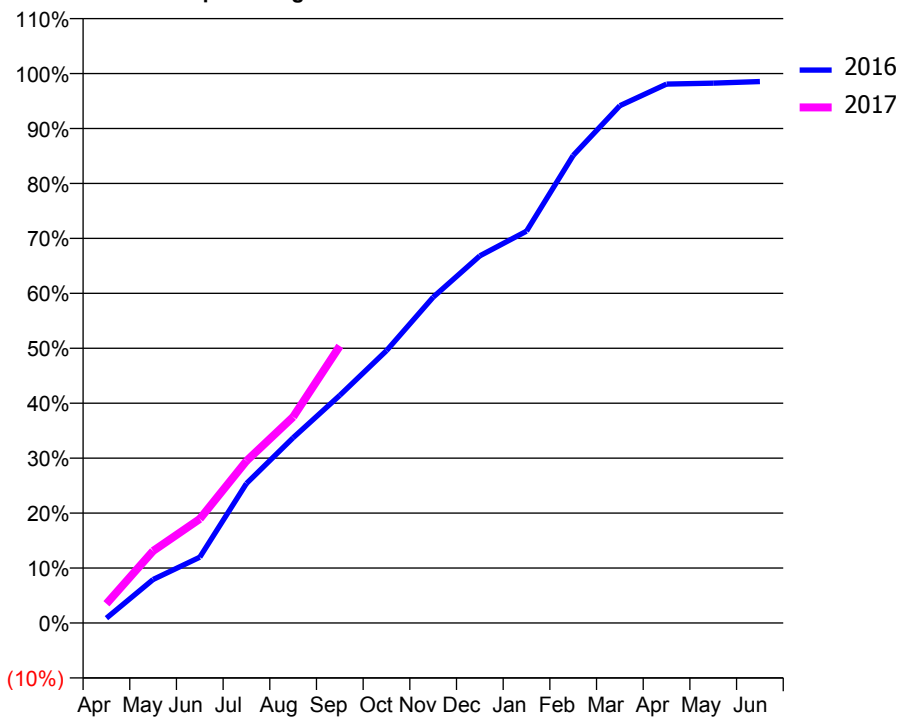
ACCESS*

Patients seen in 24 months	Total	Change since previous quarter
Quarter ending September 2015	4,717	
Quarter ending December 2015	5,903	↑
Quarter ending March 2016	7,109	↑
Quarter ending June 2016	8,309	↑
Quarter ending September 2016	9,320	↑
Variance since September 2015	97.6%	↑



ACTIVITY

Cumulative percentage of contracted UDA delivered 2016 & 2017



Adjusted Scheduled Activity (UDA)

Month	2016	2017
April	261	1,043
May	2,354	3,896
June	3,559	5,621
July	7,538	8,760
August	10,010	11,136
September	12,306	14,972
October	14,717	
November	17,606	
December	19,839	
January	21,176	
February	25,269	
March	27,955	
April	29,121	
May	29,173	
June	29,260	

QUALITY

	Quantity	Base Number	Contract	AT	Region	England
% of FP17s for the same patient ID Re-attending within 3 months - Children	122	1,623	7.5%	11.2%	11.8%	12.4%
% of FP17s for the same patient ID Re-attending within 3 months - Adults	292	3,607	8.1%	16.3%	17.1%	16.7%
% of FP17s for the same patient ID Re-attending between 3 & 9 months - Children	603	1,623	37.2%	41.5%	45.8%	57.4%
% of FP17s for the same patient ID Re-attending between 3 & 9 months - Adults	900	3,607	25.0%	35.0%	37.6%	50.5%
% of FP17s for Band 1 Urgent Courses	365	4,749	7.7%	10.8%	10.6%	9.1%
% of FP17s Relating to Free Repair or Replacements	1	4,749	0.0%	0.5%	0.6%	0.8%
% of FP17s Relating to Continuations	34	4,749	0.7%	0.9%	0.9%	1.3%
% of Patients satisfied with the dentistry they have received	2	3	N/A	89.2%	90.2%	93.2%
% of Patients satisfied with the time they had to wait for an appointment	3	3	N/A	81.5%	83.8%	89.0%

* This is based on patients treated on this contract for their most recent course of treatment. Figures in italics indicate the base number of FP17s or Patient Questionnaire responses are less than 100. N/A is shown where the base number of responses is less than 10 during the period. % is calculated as Quantity/Base number*100

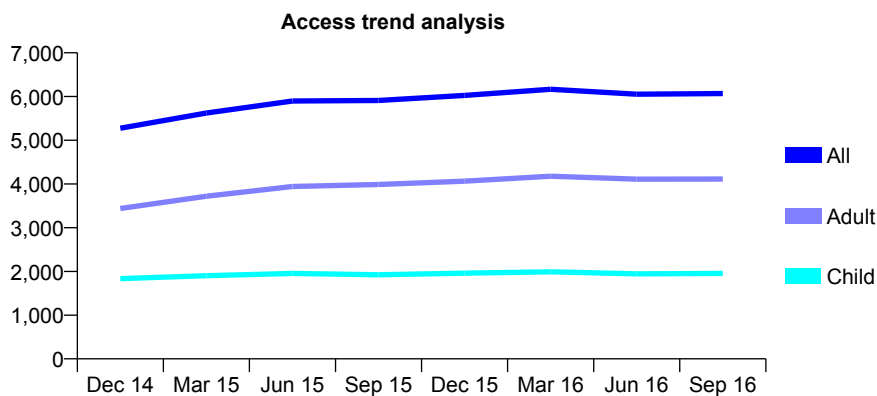
Q61 - Vital Signs At a Glance Contract Report for 190993/0001 - September 2016

Name or company name	MR JP SHAH and MS M SHAH
Contract type name	GDS Contract
Purpose of contract	General
Contract start date	01/07/2013
Contract end date	

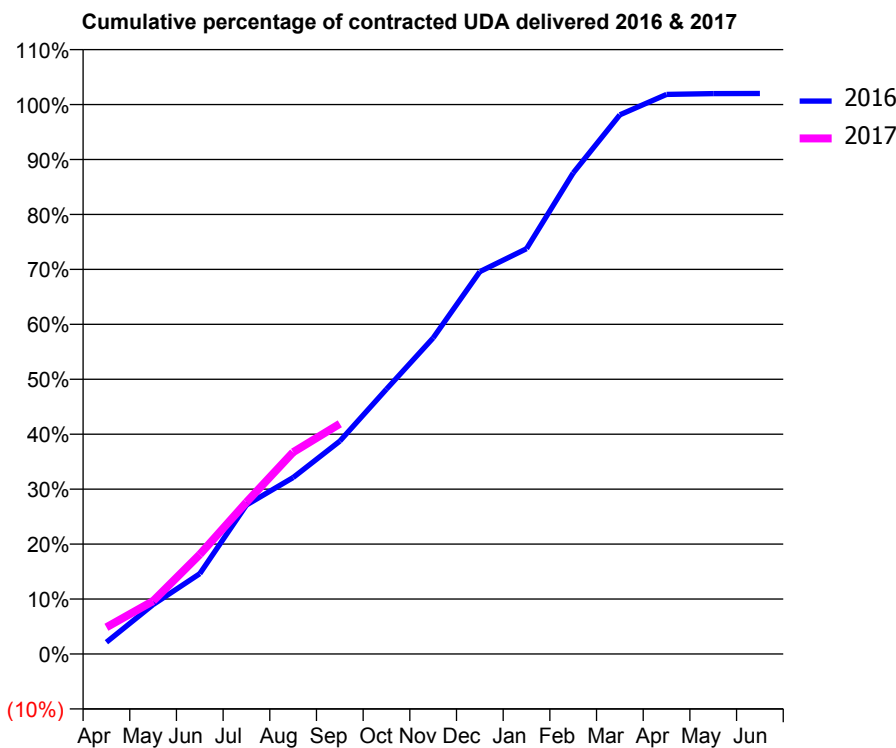
16/17 Contracted general activity (UDA)	20,236
Carry forward general activity (UDA)	-405
16/17 Contracted orthodontic activity (UOA)	0
Carry forward orthodontic activity (UOA)	0
Baseline contract value	£596,831.66

ACCESS*

Patients seen in 24 months	Total	Change since previous quarter
Quarter ending September 2015	5,911	
Quarter ending December 2015	6,025	→
Quarter ending March 2016	6,167	↑
Quarter ending June 2016	6,054	↓
Quarter ending September 2016	6,068	→
Variance since September 2015	2.7%	↑



ACTIVITY



Month	Adjusted Scheduled Activity (UDA)	
	2016	2017
April	436	984
May	1,819	1,953
June	2,958	3,668
July	5,487	5,588
August	6,498	7,433
September	7,841	8,480
October	9,756	
November	11,639	
December	14,082	
January	14,927	
February	17,715	
March	19,857	
April	20,608	
May	20,639	
June	20,642	

QUALITY

	Quantity	Base Number	Contract	AT	Region	England
% of FP17s for the same patient ID Re-attending within 3 months - Children	70	1,092	6.4%	11.2%	11.8%	12.4%
% of FP17s for the same patient ID Re-attending within 3 months - Adults	490	2,384	20.6%	16.3%	17.1%	16.7%
% of FP17s for the same patient ID Re-attending between 3 & 9 months - Children	486	1,092	44.5%	41.5%	45.8%	57.4%
% of FP17s for the same patient ID Re-attending between 3 & 9 months - Adults	964	2,384	40.4%	35.0%	37.6%	50.5%
% of FP17s for Band 1 Urgent Courses	331	3,135	10.6%	10.8%	10.6%	9.1%
% of FP17s Relating to Free Repair or Replacements	16	3,135	0.5%	0.5%	0.6%	0.8%
% of FP17s Relating to Continuations	42	3,135	1.3%	0.9%	0.9%	1.3%
% of Patients satisfied with the dentistry they have received	4	5	N/A	89.2%	90.2%	93.2%
% of Patients satisfied with the time they had to wait for an appointment	2	5	N/A	81.5%	83.8%	89.0%

* This is based on patients treated on this contract for their most recent course of treatment. Figures in italics indicate the base number of FP17s or Patient Questionnaire responses are less than 100. N/A is shown where the base number of responses is less than 10 during the period. % is calculated as Quantity/Base number*100

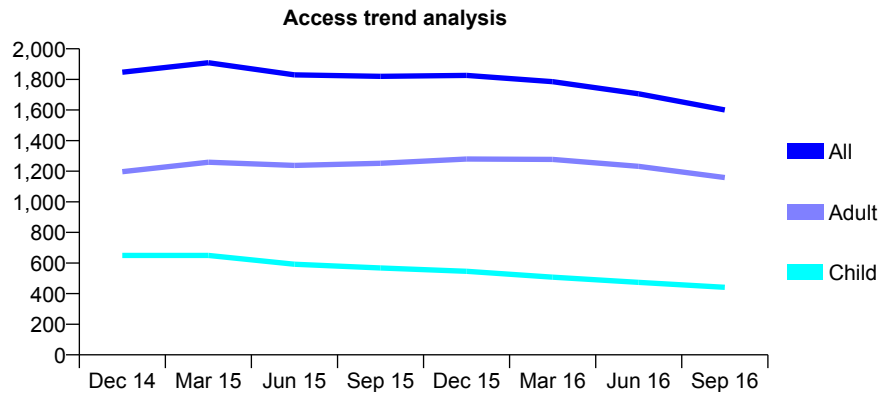
Q61 - Vital Signs At a Glance Contract Report for 191019/0001 - September 2016

Name or company name	Dr Debaprasad Ray and Dr Sameer Manro
Contract type name	GDS Contract
Purpose of contract	General
Contract start date	01/03/2012
Contract end date	

16/17 Contracted general activity (UDA)	5,037
Carry forward general activity (UDA)	0
16/17 Contracted orthodontic activity (UOA)	0
Carry forward orthodontic activity (UOA)	0
Baseline contract value	£191,891.97

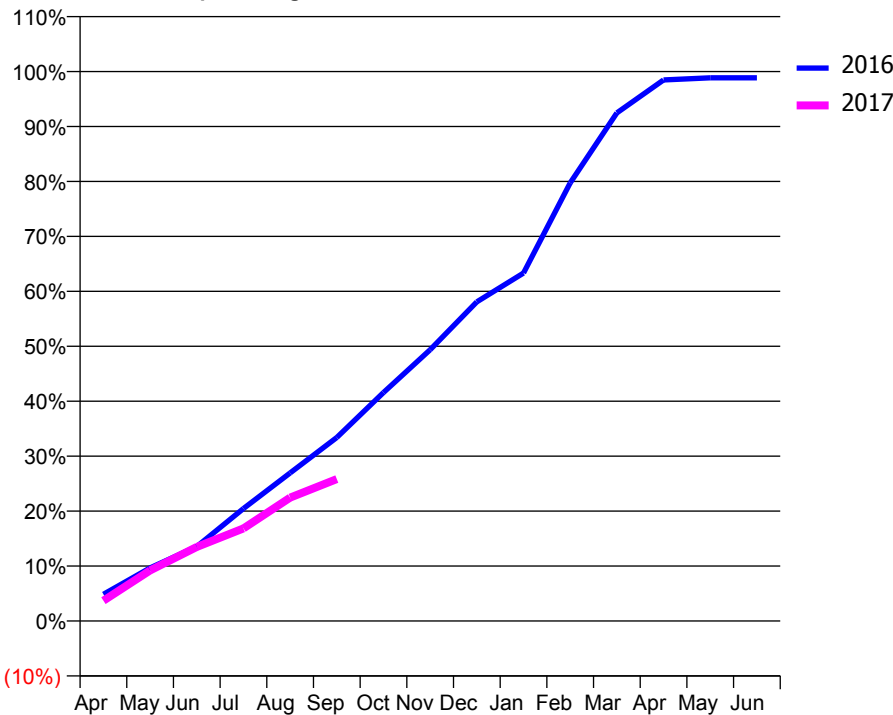
ACCESS*

Patients seen in 24 months	Total	Change since previous quarter
Quarter ending September 2015	1,820	
Quarter ending December 2015	1,826	→
Quarter ending March 2016	1,785	↓
Quarter ending June 2016	1,706	↓
Quarter ending September 2016	1,600	↓
Variance since September 2015	(12.1%)	↓



ACTIVITY

Cumulative percentage of contracted UDA delivered 2016 & 2017



Month	Adjusted Scheduled Activity (UDA)	
	2016	2017
April	245	186
May	487	464
June	683	679
July	1,032	849
August	1,357	1,132
September	1,682	1,301
October	2,095	
November	2,487	
December	2,926	
January	3,189	
February	4,016	
March	4,658	
April	4,960	
May	4,980	
June	4,980	

QUALITY

	Quantity	Base Number	Contract	AT	Region	England
% of FP17s for the same patient ID Re-attending within 3 months - Children	5	135	3.7%	11.2%	11.8%	12.4%
% of FP17s for the same patient ID Re-attending within 3 months - Adults	63	336	18.8%	16.3%	17.1%	16.7%
% of FP17s for the same patient ID Re-attending between 3 & 9 months - Children	25	135	18.5%	41.5%	45.8%	57.4%
% of FP17s for the same patient ID Re-attending between 3 & 9 months - Adults	91	336	27.1%	35.0%	37.6%	50.5%
% of FP17s for Band 1 Urgent Courses	36	375	9.6%	10.8%	10.6%	9.1%
% of FP17s Relating to Free Repair or Replacements	0	375	0.0%	0.5%	0.6%	0.8%
% of FP17s Relating to Continuations	6	375	1.6%	0.9%	0.9%	1.3%
% of Patients satisfied with the dentistry they have received	1	1	N/A	89.2%	90.2%	93.2%
% of Patients satisfied with the time they had to wait for an appointment	1	1	N/A	81.5%	83.8%	89.0%

* This is based on patients treated on this contract for their most recent course of treatment. Figures in italics indicate the base number of FP17s or Patient Questionnaire responses are less than 100. N/A is shown where the base number of responses is less than 10 during the period. % is calculated as Quantity/Base number*100

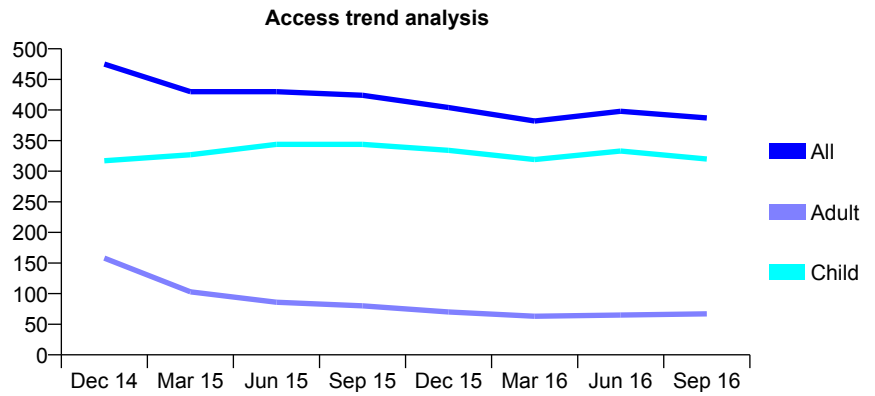
Q61 - Vital Signs At a Glance Contract Report for 192570/0001 - September 2016

Name or company name	Hampden Clinics Limited
Contract type name	PDS Contract
Purpose of contract	General
Contract start date	01/01/2011
Contract end date	31/03/2017

16/17 Contracted general activity (UDA)	1,759
Carry forward general activity (UDA)	-7
16/17 Contracted orthodontic activity (UOA)	0
Carry forward orthodontic activity (UOA)	0
Baseline contract value	£44,501.08

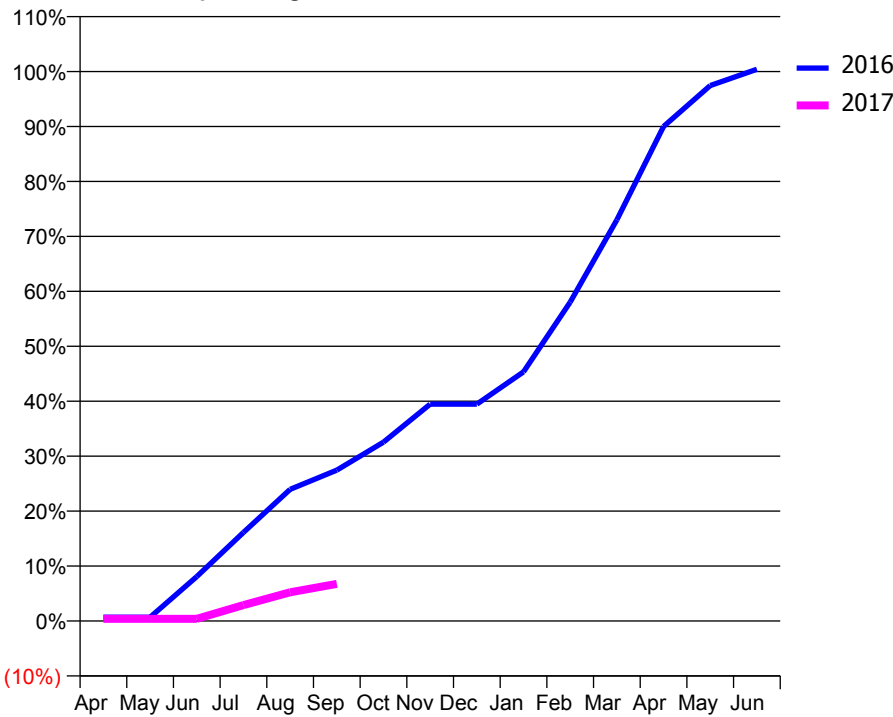
ACCESS*

Patients seen in 24 months	Total	Change since previous quarter
Quarter ending September 2015	424	
Quarter ending December 2015	404	↓
Quarter ending March 2016	382	↓
Quarter ending June 2016	398	↑
Quarter ending September 2016	387	↓
Variance since September 2015	(8.7%)	↓



ACTIVITY

Cumulative percentage of contracted UDA delivered 2016 & 2017



Month	Adjusted Scheduled Activity (UDA)	
	2016	2017
April	12	7
May	12	7
June	142	7
July	284	51
August	422	92
September	483	119
October	573	
November	694	
December	694	
January	798	
February	1,021	
March	1,284	
April	1,583	
May	1,714	
June	1,766	

QUALITY

	Quantity	Base Number	Contract	AT	Region	England
% of FP17s for the same patient ID Re-attending within 3 months - Children	6	158	3.8%	11.2%	11.8%	12.4%
% of FP17s for the same patient ID Re-attending within 3 months - Adults	0	19	0.0%	16.3%	17.1%	16.7%
% of FP17s for the same patient ID Re-attending between 3 & 9 months - Children	71	158	44.9%	41.5%	45.8%	57.4%
% of FP17s for the same patient ID Re-attending between 3 & 9 months - Adults	4	19	21.1%	35.0%	37.6%	50.5%
% of FP17s for Band 1 Urgent Courses	0	59	0.0%	10.8%	10.6%	9.1%
% of FP17s Relating to Free Repair or Replacements	0	59	0.0%	0.5%	0.6%	0.8%
% of FP17s Relating to Continuations	0	59	0.0%	0.9%	0.9%	1.3%
% of Patients satisfied with the dentistry they have received	0	0	N/A	89.2%	90.2%	93.2%
% of Patients satisfied with the time they had to wait for an appointment	0	0	N/A	81.5%	83.8%	89.0%

* This is based on patients treated on this contract for their most recent course of treatment. Figures in italics indicate the base number of FP17s or Patient Questionnaire responses are less than 100. N/A is shown where the base number of responses is less than 10 during the period. % is calculated as Quantity/Base number*100

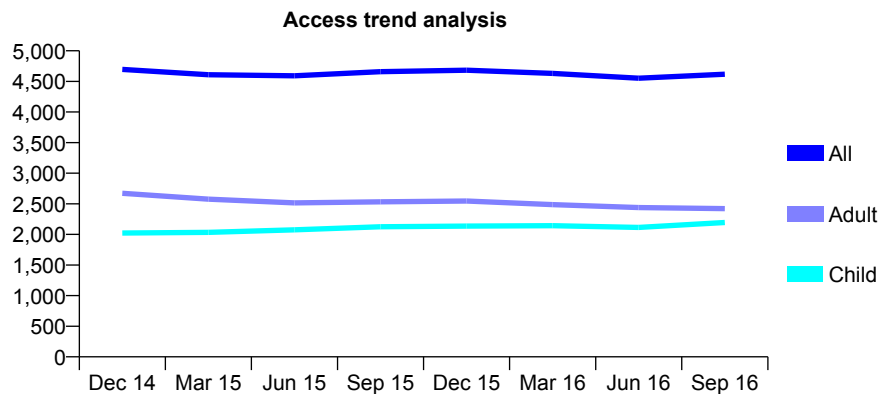
Q61 - Vital Signs At a Glance Contract Report for 192651/0001 - September 2016

Name or company name	Goodmayes Dental Practice Ltd
Contract type name	GDS Contract
Purpose of contract	General
Contract start date	01/09/2010
Contract end date	

16/17 Contracted general activity (UDA)	13,676
Carry forward general activity (UDA)	379
16/17 Contracted orthodontic activity (UOA)	0
Carry forward orthodontic activity (UOA)	0
Baseline contract value	£431,540.80

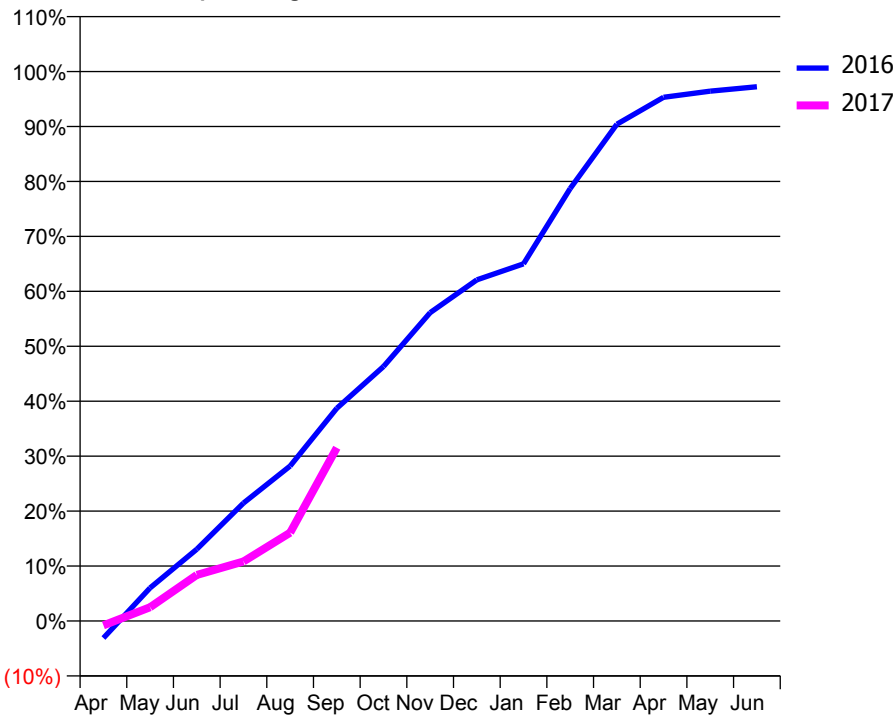
ACCESS*

Patients seen in 24 months	Total	Change since previous quarter
Quarter ending September 2015	4,658	
Quarter ending December 2015	4,683	→
Quarter ending March 2016	4,631	↓
Quarter ending June 2016	4,553	↓
Quarter ending September 2016	4,618	→
Variance since September 2015	(0.9%)	→



ACTIVITY

Cumulative percentage of contracted UDA delivered 2016 & 2017



Month	Adjusted Scheduled Activity (UDA)	
	2016	2017
April	-427	-112
May	826	343
June	1,788	1,147
July	2,936	1,481
August	3,856	2,200
September	5,295	4,313
October	6,334	
November	7,674	
December	8,491	
January	8,889	
February	10,763	
March	12,365	
April	13,033	
May	13,187	
June	13,297	

QUALITY

	Quantity	Base Number	Contract	AT	Region	England
% of FP17s for the same patient ID Re-attending within 3 months - Children	121	1,358	8.9%	11.2%	11.8%	12.4%
% of FP17s for the same patient ID Re-attending within 3 months - Adults	259	1,248	20.8%	16.3%	17.1%	16.7%
% of FP17s for the same patient ID Re-attending between 3 & 9 months - Children	590	1,358	43.4%	41.5%	45.8%	57.4%
% of FP17s for the same patient ID Re-attending between 3 & 9 months - Adults	435	1,248	34.9%	35.0%	37.6%	50.5%
% of FP17s for Band 1 Urgent Courses	190	2,180	8.7%	10.8%	10.6%	9.1%
% of FP17s Relating to Free Repair or Replacements	13	2,180	0.6%	0.5%	0.6%	0.8%
% of FP17s Relating to Continuations	0	2,180	0.0%	0.9%	0.9%	1.3%
% of Patients satisfied with the dentistry they have received	2	2	N/A	89.2%	90.2%	93.2%
% of Patients satisfied with the time they had to wait for an appointment	2	2	N/A	81.5%	83.8%	89.0%

* This is based on patients treated on this contract for their most recent course of treatment. Figures in italics indicate the base number of FP17s or Patient Questionnaire responses are less than 100. N/A is shown where the base number of responses is less than 10 during the period. % is calculated as Quantity/Base number*100

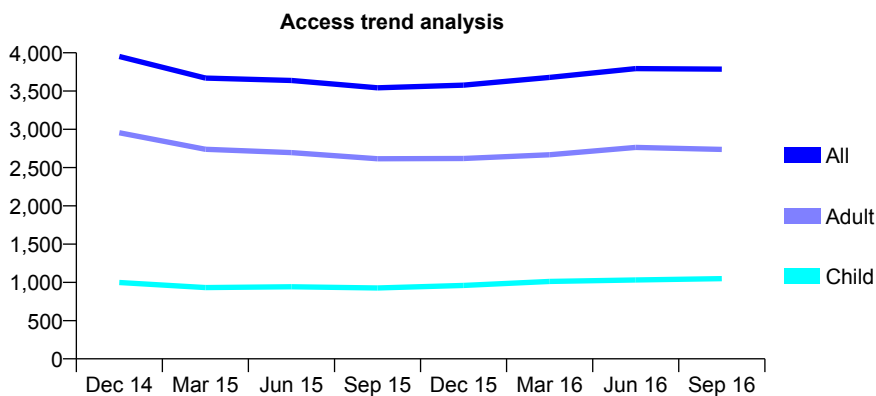
Q61 - Vital Signs At a Glance Contract Report for 193127/0001 - September 2016

Name or company name	RUSHDENT LIMITED
Contract type name	GDS Contract
Purpose of contract	General
Contract start date	01/04/2011
Contract end date	

16/17 Contracted general activity (UDA)	9,924
Carry forward general activity (UDA)	0
16/17 Contracted orthodontic activity (UOA)	0
Carry forward orthodontic activity (UOA)	0
Baseline contract value	£264,251.39

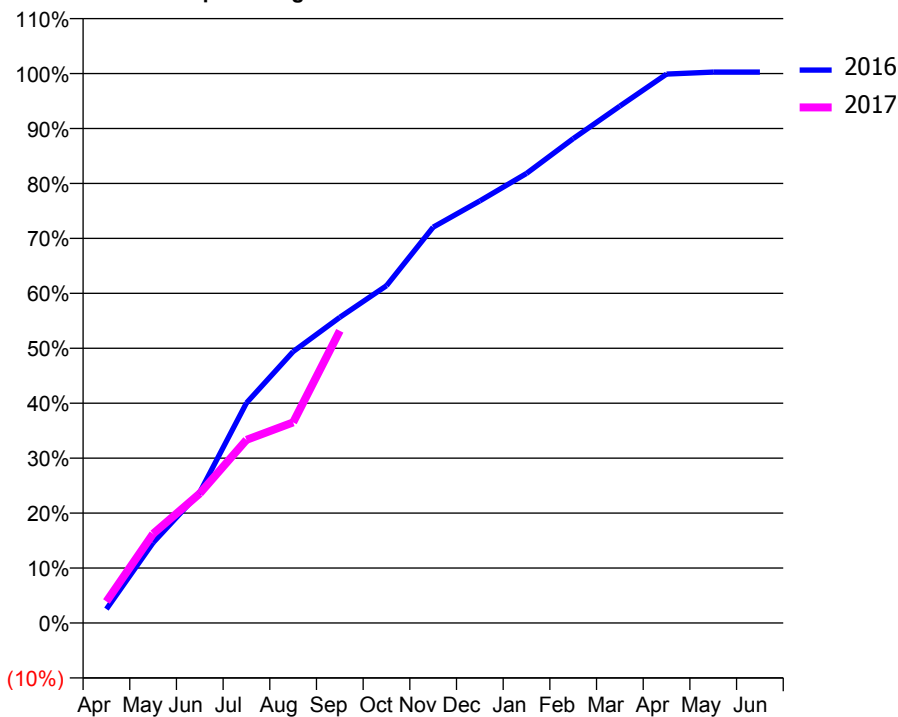
ACCESS*

Patients seen in 24 months	Total	Change since previous quarter
Quarter ending September 2015	3,542	
Quarter ending December 2015	3,578	→
Quarter ending March 2016	3,679	↑
Quarter ending June 2016	3,794	↑
Quarter ending September 2016	3,786	→
Variance since September 2015	6.9%	↑



ACTIVITY

Cumulative percentage of contracted UDA delivered 2016 & 2017



Adjusted Scheduled Activity (UDA)

Month	2016	2017
April	251	388
May	1,450	1,613
June	2,362	2,340
July	3,976	3,307
August	4,901	3,623
September	5,520	5,277
October	6,092	
November	7,150	
December	7,624	
January	8,120	
February	8,747	
March	9,335	
April	9,914	
May	9,949	
June	9,949	

QUALITY

	Quantity	Base Number	Contract	AT	Region	England
% of FP17s for the same patient ID Re-attending within 3 months - Children	28	680	4.1%	11.2%	11.8%	12.4%
% of FP17s for the same patient ID Re-attending within 3 months - Adults	91	1,770	5.1%	16.3%	17.1%	16.7%
% of FP17s for the same patient ID Re-attending between 3 & 9 months - Children	315	680	46.3%	41.5%	45.8%	57.4%
% of FP17s for the same patient ID Re-attending between 3 & 9 months - Adults	613	1,770	34.6%	35.0%	37.6%	50.5%
% of FP17s for Band 1 Urgent Courses	8	2,161	0.4%	10.8%	10.6%	9.1%
% of FP17s Relating to Free Repair or Replacements	0	2,161	0.0%	0.5%	0.6%	0.8%
% of FP17s Relating to Continuations	0	2,161	0.0%	0.9%	0.9%	1.3%
% of Patients satisfied with the dentistry they have received	1	1	N/A	89.2%	90.2%	93.2%
% of Patients satisfied with the time they had to wait for an appointment	1	1	N/A	81.5%	83.8%	89.0%

* This is based on patients treated on this contract for their most recent course of treatment. Figures in italics indicate the base number of FP17s or Patient Questionnaire responses are less than 100. N/A is shown where the base number of responses is less than 10 during the period. % is calculated as Quantity/Base number*100

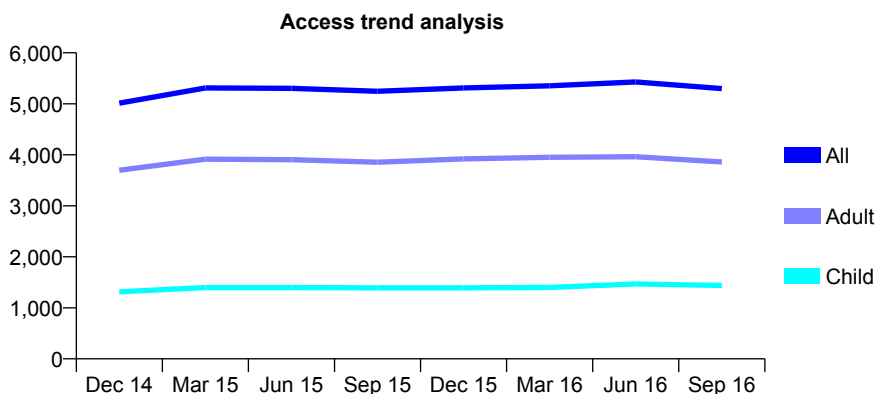
Q61 - Vital Signs At a Glance Contract Report for 193798/0001 - September 2016

Name or company name	Dr S S Dhami & Dr J S Gill
Contract type name	GDS Contract
Purpose of contract	General
Contract start date	21/09/2011
Contract end date	

16/17 Contracted general activity (UDA)	15,151
Carry forward general activity (UDA)	0
16/17 Contracted orthodontic activity (UOA)	0
Carry forward orthodontic activity (UOA)	0
Baseline contract value	£377,836.51

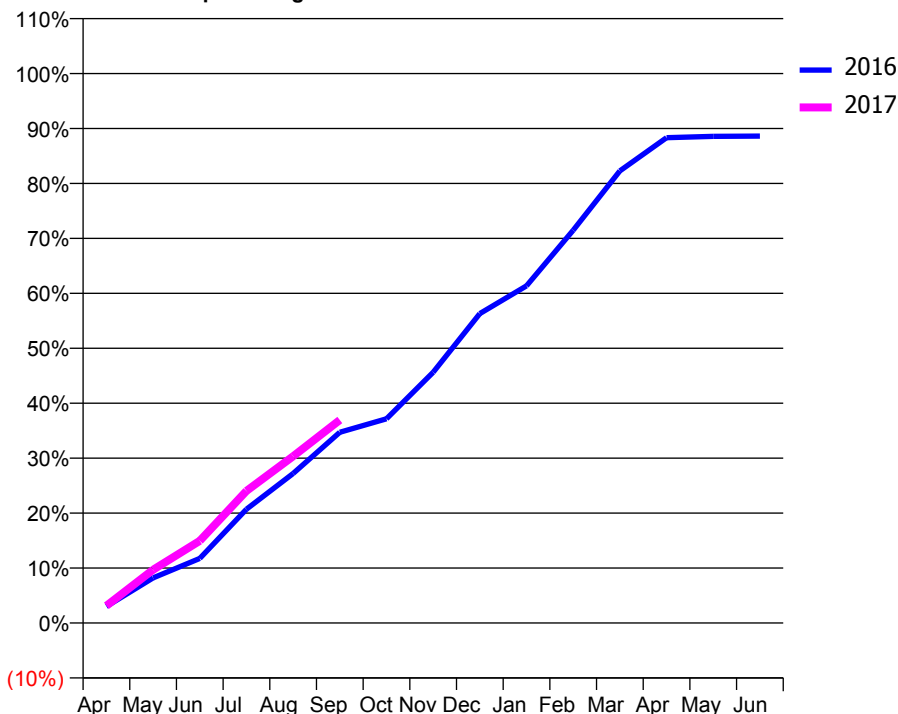
ACCESS*

Patients seen in 24 months	Total	Change since previous quarter
Quarter ending September 2015	5,246	
Quarter ending December 2015	5,311	→
Quarter ending March 2016	5,352	→
Quarter ending June 2016	5,429	→
Quarter ending September 2016	5,298	↓
Variance since September 2015	1.0%	→



ACTIVITY

Cumulative percentage of contracted UDA delivered 2016 & 2017



Adjusted Scheduled Activity (UDA)

Month	2016	2017
April	457	476
May	1,245	1,469
June	1,783	2,265
July	3,137	3,640
August	4,124	4,597
September	5,260	5,599
October	5,632	
November	6,913	
December	8,532	
January	9,296	
February	10,829	
March	12,467	
April	13,380	
May	13,418	
June	13,426	

QUALITY

	Quantity	Base Number	Contract	AT	Region	England
% of FP17s for the same patient ID Re-attending within 3 months - Children	57	752	7.6%	11.2%	11.8%	12.4%
% of FP17s for the same patient ID Re-attending within 3 months - Adults	316	1,799	17.6%	16.3%	17.1%	16.7%
% of FP17s for the same patient ID Re-attending between 3 & 9 months - Children	159	752	21.1%	41.5%	45.8%	57.4%
% of FP17s for the same patient ID Re-attending between 3 & 9 months - Adults	360	1,799	20.0%	35.0%	37.6%	50.5%
% of FP17s for Band 1 Urgent Courses	502	2,225	22.6%	10.8%	10.6%	9.1%
% of FP17s Relating to Free Repair or Replacements	22	2,225	1.0%	0.5%	0.6%	0.8%
% of FP17s Relating to Continuations	12	2,225	0.5%	0.9%	0.9%	1.3%
% of Patients satisfied with the dentistry they have received	2	2	N/A	89.2%	90.2%	93.2%
% of Patients satisfied with the time they had to wait for an appointment	1	2	N/A	81.5%	83.8%	89.0%

* This is based on patients treated on this contract for their most recent course of treatment. Figures in italics indicate the base number of FP17s or Patient Questionnaire responses are less than 100. N/A is shown where the base number of responses is less than 10 during the period. % is calculated as Quantity/Base number*100

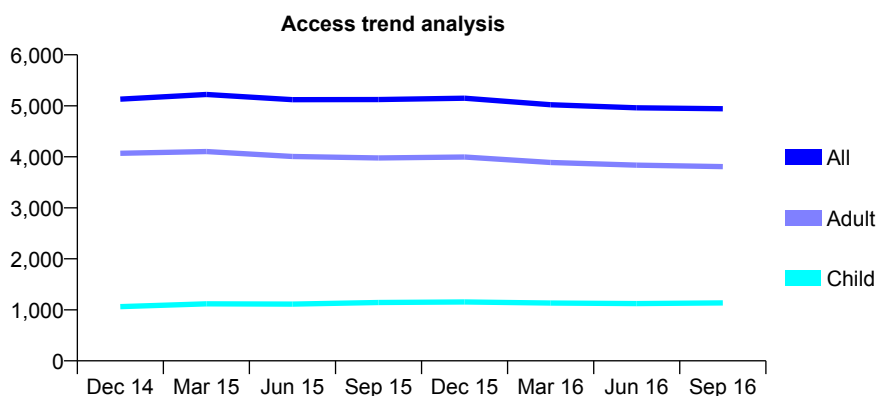
Q61 - Vital Signs At a Glance Contract Report for 194050/0001 - September 2016

Name or company name	Woodberry Downs Dental Practice
Contract type name	PDS Contract
Purpose of contract	General
Contract start date	01/04/2010
Contract end date	

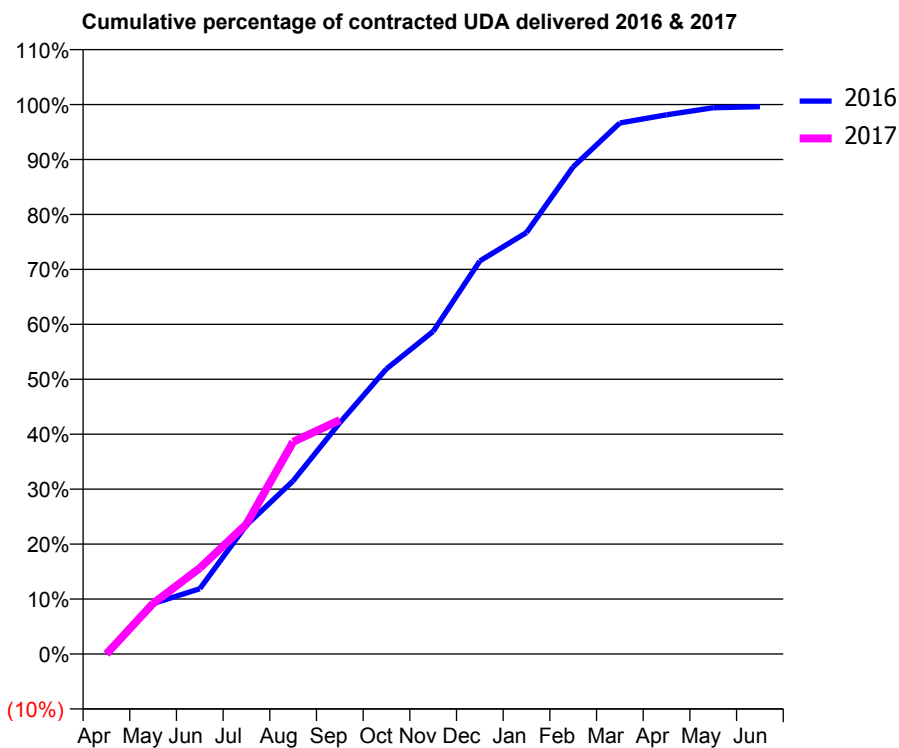
16/17 Contracted general activity (UDA)	12,649
Carry forward general activity (UDA)	0
16/17 Contracted orthodontic activity (UOA)	0
Carry forward orthodontic activity (UOA)	0
Baseline contract value	£456,116.30

ACCESS*

Patients seen in 24 months	Total	Change since previous quarter
Quarter ending September 2015	5,122	
Quarter ending December 2015	5,150	→
Quarter ending March 2016	5,021	↓
Quarter ending June 2016	4,960	↓
Quarter ending September 2016	4,942	→
Variance since September 2015	(3.5%)	↓



ACTIVITY



Month	Adjusted Scheduled Activity (UDA)	
	2016	2017
April	8	0
May	1,162	1,166
June	1,502	1,978
July	2,968	2,990
August	3,986	4,886
September	5,325	5,387
October	6,564	
November	7,427	
December	9,046	
January	9,701	
February	11,215	
March	12,225	
April	12,413	
May	12,576	
June	12,600	

QUALITY

	Quantity	Base Number	Contract	AT	Region	England
% of FP17s for the same patient ID Re-attending within 3 months - Children	25	523	4.8%	11.2%	11.8%	12.4%
% of FP17s for the same patient ID Re-attending within 3 months - Adults	170	1,588	10.7%	16.3%	17.1%	16.7%
% of FP17s for the same patient ID Re-attending between 3 & 9 months - Children	145	523	27.7%	41.5%	45.8%	57.4%
% of FP17s for the same patient ID Re-attending between 3 & 9 months - Adults	507	1,588	31.9%	35.0%	37.6%	50.5%
% of FP17s for Band 1 Urgent Courses	144	1,979	7.3%	10.8%	10.6%	9.1%
% of FP17s Relating to Free Repair or Replacements	14	1,979	0.7%	0.5%	0.6%	0.8%
% of FP17s Relating to Continuations	10	1,979	0.5%	0.9%	0.9%	1.3%
% of Patients satisfied with the dentistry they have received	1	1	N/A	89.2%	90.2%	93.2%
% of Patients satisfied with the time they had to wait for an appointment	0	1	N/A	81.5%	83.8%	89.0%

* This is based on patients treated on this contract for their most recent course of treatment. Figures in italics indicate the base number of FP17s or Patient Questionnaire responses are less than 100. N/A is shown where the base number of responses is less than 10 during the period. % is calculated as Quantity/Base number*100

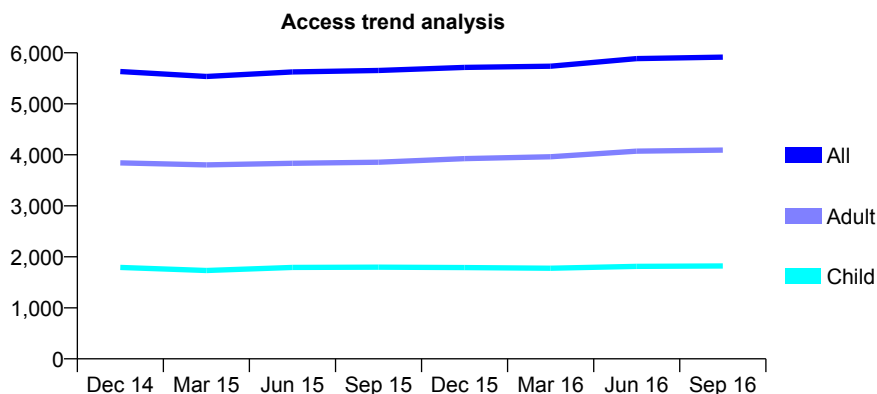
Q61 - Vital Signs At a Glance Contract Report for 194069/0001 - September 2016

Name or company name	Bluebell Dental Practice
Contract type name	GDS Contract
Purpose of contract	General
Contract start date	01/11/2007
Contract end date	

16/17 Contracted general activity (UDA)	11,460
Carry forward general activity (UDA)	222
16/17 Contracted orthodontic activity (UOA)	0
Carry forward orthodontic activity (UOA)	0
Baseline contract value	£312,054.31

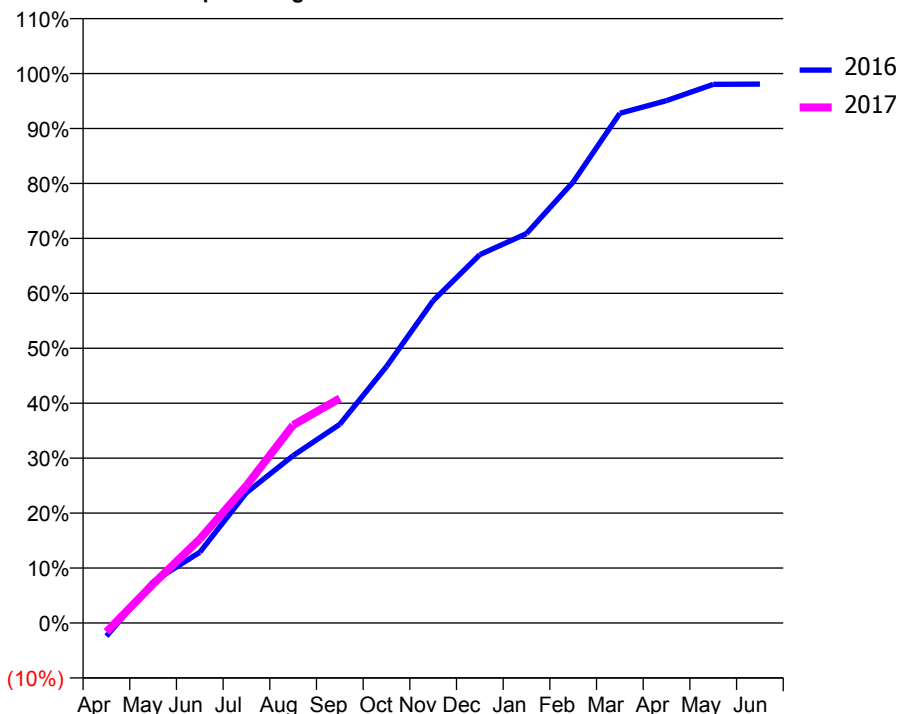
ACCESS*

Patients seen in 24 months	Total	Change since previous quarter
Quarter ending September 2015	5,653	
Quarter ending December 2015	5,715	→
Quarter ending March 2016	5,737	→
Quarter ending June 2016	5,885	↑
Quarter ending September 2016	5,916	→
Variance since September 2015	4.7%	↑



ACTIVITY

Cumulative percentage of contracted UDA delivered 2016 & 2017



Month	Adjusted Scheduled Activity (UDA)	
	2016	2017
April	-278	-187
May	859	814
June	1,474	1,752
July	2,717	2,866
August	3,491	4,128
September	4,144	4,684
October	5,348	
November	6,724	
December	7,684	
January	8,121	
February	9,199	
March	10,631	
April	10,895	
May	11,234	
June	11,238	

QUALITY

	Quantity	Base Number	Contract	AT	Region	England
% of FP17s for the same patient ID Re-attending within 3 months - Children	53	1,141	4.6%	11.2%	11.8%	12.4%
% of FP17s for the same patient ID Re-attending within 3 months - Adults	188	1,998	9.4%	16.3%	17.1%	16.7%
% of FP17s for the same patient ID Re-attending between 3 & 9 months - Children	596	1,141	52.2%	41.5%	45.8%	57.4%
% of FP17s for the same patient ID Re-attending between 3 & 9 months - Adults	613	1,998	30.7%	35.0%	37.6%	50.5%
% of FP17s for Band 1 Urgent Courses	213	2,828	7.5%	10.8%	10.6%	9.1%
% of FP17s Relating to Free Repair or Replacements	11	2,828	0.4%	0.5%	0.6%	0.8%
% of FP17s Relating to Continuations	6	2,828	0.2%	0.9%	0.9%	1.3%
% of Patients satisfied with the dentistry they have received	2	2	N/A	89.2%	90.2%	93.2%
% of Patients satisfied with the time they had to wait for an appointment	2	2	N/A	81.5%	83.8%	89.0%

* This is based on patients treated on this contract for their most recent course of treatment. Figures in italics indicate the base number of FP17s or Patient Questionnaire responses are less than 100. N/A is shown where the base number of responses is less than 10 during the period. % is calculated as Quantity/Base number*100

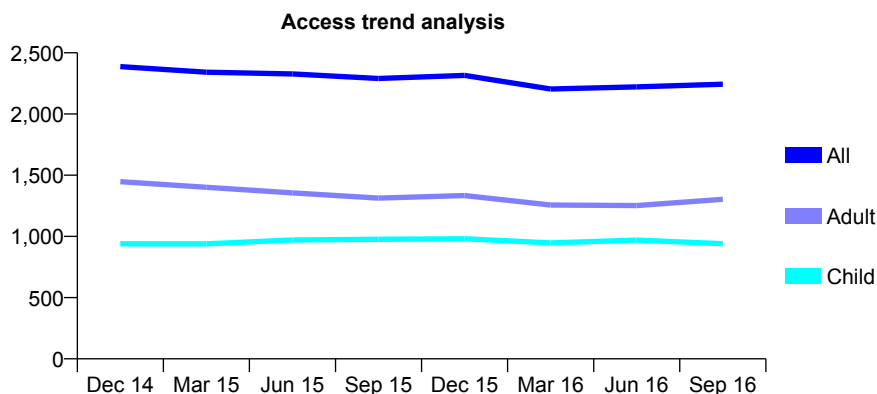
Q61 - Vital Signs At a Glance Contract Report for 194662/0001 - September 2016

Name or company name	Barkingside Dental Care Ltd
Contract type name	GDS Contract
Purpose of contract	General
Contract start date	01/05/2011
Contract end date	

16/17 Contracted general activity (UDA)	5,103
Carry forward general activity (UDA)	-36
16/17 Contracted orthodontic activity (UOA)	0
Carry forward orthodontic activity (UOA)	0
Baseline contract value	£132,615.40

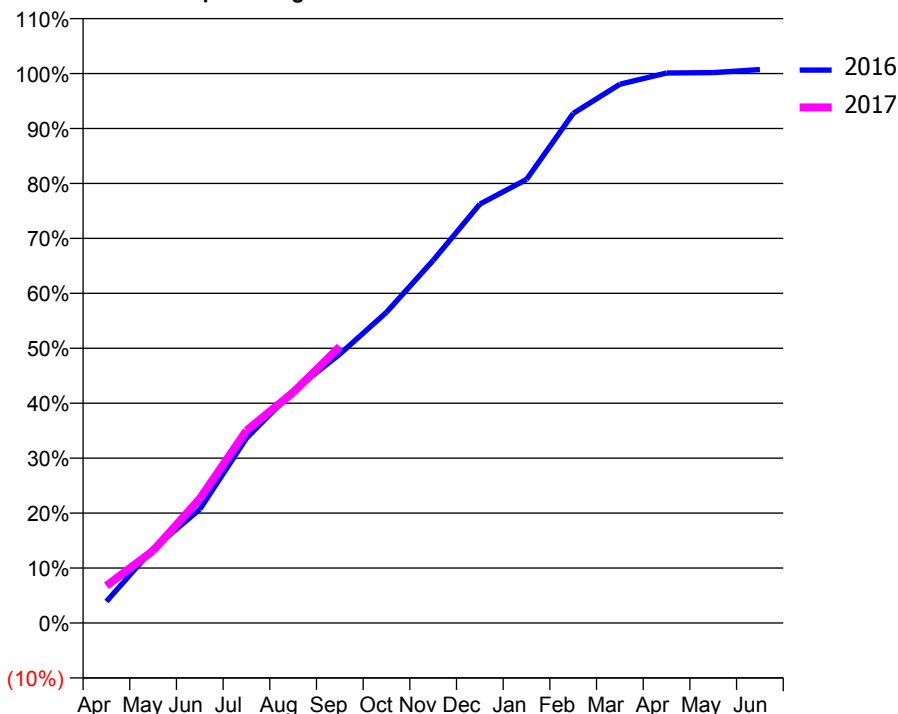
ACCESS*

Patients seen in 24 months	Total	Change since previous quarter
Quarter ending September 2015	2,290	
Quarter ending December 2015	2,315	→
Quarter ending March 2016	2,204	↓
Quarter ending June 2016	2,222	→
Quarter ending September 2016	2,244	→
Variance since September 2015	(2.0%)	↓



ACTIVITY

Cumulative percentage of contracted UDA delivered 2016 & 2017



Month	Adjusted Scheduled Activity (UDA)	
	2016	2017
April	200	346
May	690	672
June	1,056	1,155
July	1,717	1,787
August	2,155	2,142
September	2,497	2,567
October	2,886	
November	3,368	
December	3,890	
January	4,120	
February	4,733	
March	5,004	
April	5,108	
May	5,111	
June	5,139	

QUALITY

	Quantity	Base Number	Contract	AT	Region	England
% of FP17s for the same patient ID Re-attending within 3 months - Children	19	515	3.7%	11.2%	11.8%	12.4%
% of FP17s for the same patient ID Re-attending within 3 months - Adults	65	662	9.8%	16.3%	17.1%	16.7%
% of FP17s for the same patient ID Re-attending between 3 & 9 months - Children	207	515	40.2%	41.5%	45.8%	57.4%
% of FP17s for the same patient ID Re-attending between 3 & 9 months - Adults	227	662	34.3%	35.0%	37.6%	50.5%
% of FP17s for Band 1 Urgent Courses	65	1,105	5.9%	10.8%	10.6%	9.1%
% of FP17s Relating to Free Repair or Replacements	11	1,105	1.0%	0.5%	0.6%	0.8%
% of FP17s Relating to Continuations	2	1,105	0.2%	0.9%	0.9%	1.3%
% of Patients satisfied with the dentistry they have received	2	3	N/A	89.2%	90.2%	93.2%
% of Patients satisfied with the time they had to wait for an appointment	3	3	N/A	81.5%	83.8%	89.0%

* This is based on patients treated on this contract for their most recent course of treatment. Figures in italics indicate the base number of FP17s or Patient Questionnaire responses are less than 100. N/A is shown where the base number of responses is less than 10 during the period. % is calculated as Quantity/Base number*100

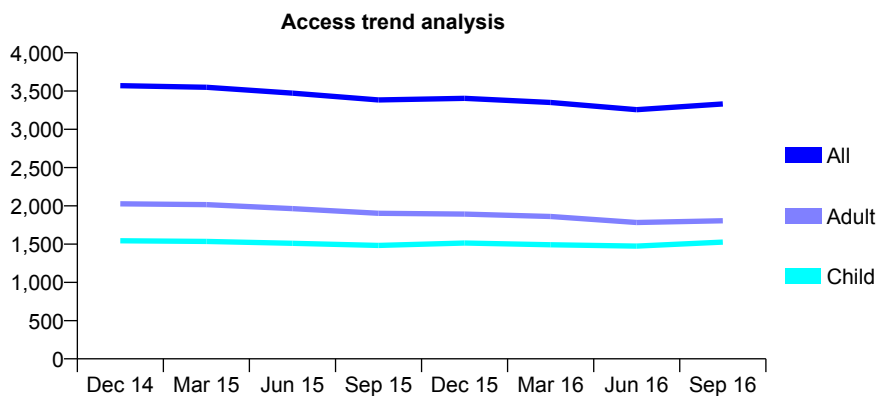
Q61 - Vital Signs At a Glance Contract Report for 195065/0001 - September 2016

Name or company name	Island Health Dental Practice
Contract type name	GDS Contract
Purpose of contract	General
Contract start date	15/10/2010
Contract end date	

16/17 Contracted general activity (UDA)	9,120
Carry forward general activity (UDA)	0
16/17 Contracted orthodontic activity (UOA)	0
Carry forward orthodontic activity (UOA)	0
Baseline contract value	£283,077.34

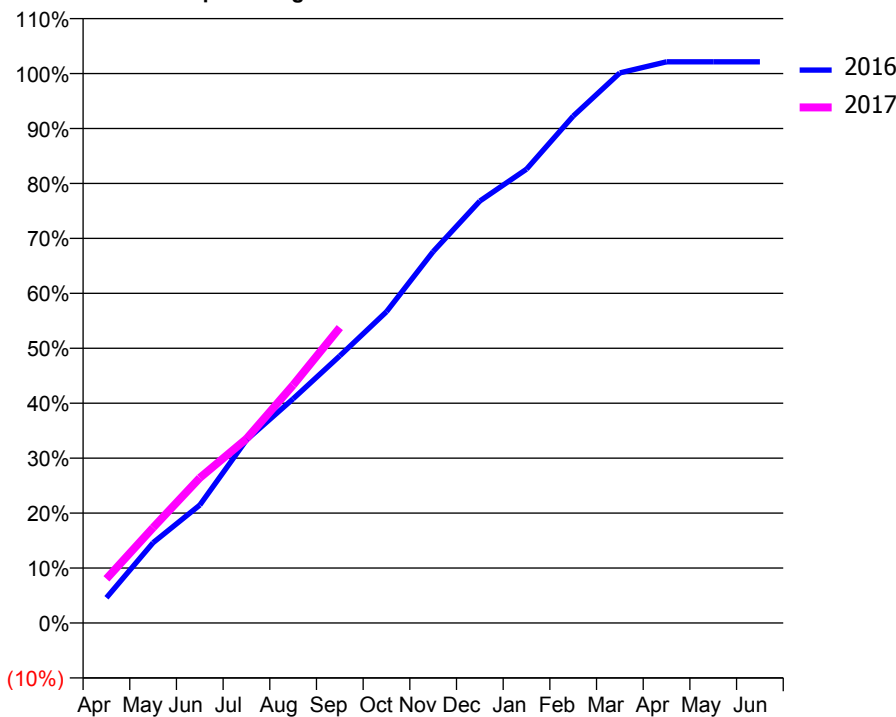
ACCESS*

Patients seen in 24 months	Total	Change since previous quarter
Quarter ending September 2015	3,384	
Quarter ending December 2015	3,405	→
Quarter ending March 2016	3,351	↓
Quarter ending June 2016	3,256	↓
Quarter ending September 2016	3,331	↑
Variance since September 2015	(1.6%)	↓



ACTIVITY

Cumulative percentage of contracted UDA delivered 2016 & 2017



Adjusted Scheduled Activity (UDA)

Month	2016	2017
April	419	733
May	1,334	1,583
June	1,958	2,408
July	3,037	3,057
August	3,720	3,949
September	4,433	4,902
October	5,166	
November	6,165	
December	7,003	
January	7,533	
February	8,413	
March	9,131	
April	9,313	
May	9,313	
June	9,313	

QUALITY

	Quantity	Base Number	Contract	AT	Region	England
% of FP17s for the same patient ID Re-attending within 3 months - Children	82	962	8.5%	11.2%	11.8%	12.4%
% of FP17s for the same patient ID Re-attending within 3 months - Adults	276	1,197	23.1%	16.3%	17.1%	16.7%
% of FP17s for the same patient ID Re-attending between 3 & 9 months - Children	371	962	38.6%	41.5%	45.8%	57.4%
% of FP17s for the same patient ID Re-attending between 3 & 9 months - Adults	410	1,197	34.3%	35.0%	37.6%	50.5%
% of FP17s for Band 1 Urgent Courses	187	2,091	8.9%	10.8%	10.6%	9.1%
% of FP17s Relating to Free Repair or Replacements	2	2,091	0.1%	0.5%	0.6%	0.8%
% of FP17s Relating to Continuations	1	2,091	0.0%	0.9%	0.9%	1.3%
% of Patients satisfied with the dentistry they have received	0	1	N/A	89.2%	90.2%	93.2%
% of Patients satisfied with the time they had to wait for an appointment	0	1	N/A	81.5%	83.8%	89.0%

* This is based on patients treated on this contract for their most recent course of treatment. Figures in italics indicate the base number of FP17s or Patient Questionnaire responses are less than 100. N/A is shown where the base number of responses is less than 10 during the period. % is calculated as Quantity/Base number*100

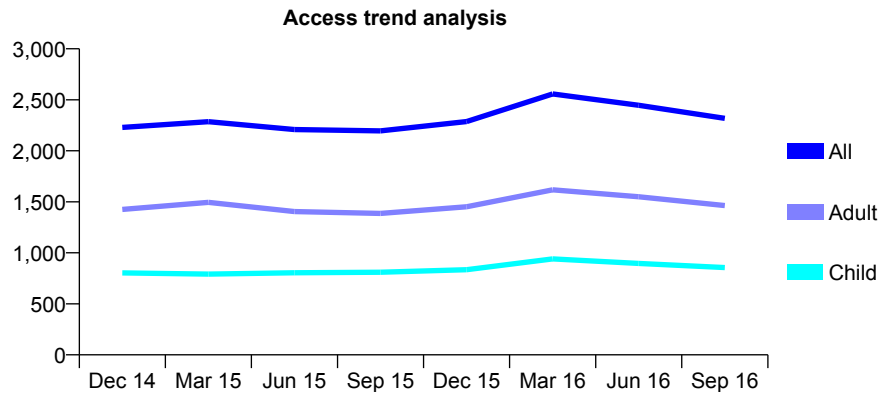
Q61 - Vital Signs At a Glance Contract Report for 196711/0001 - September 2016

Name or company name	Miss Chaudry & Dr M Siddique
Contract type name	GDS Contract
Purpose of contract	General
Contract start date	01/02/2012
Contract end date	

16/17 Contracted general activity (UDA)	6,879
Carry forward general activity (UDA)	-105
16/17 Contracted orthodontic activity (UOA)	0
Carry forward orthodontic activity (UOA)	0
Baseline contract value	£173,962.72

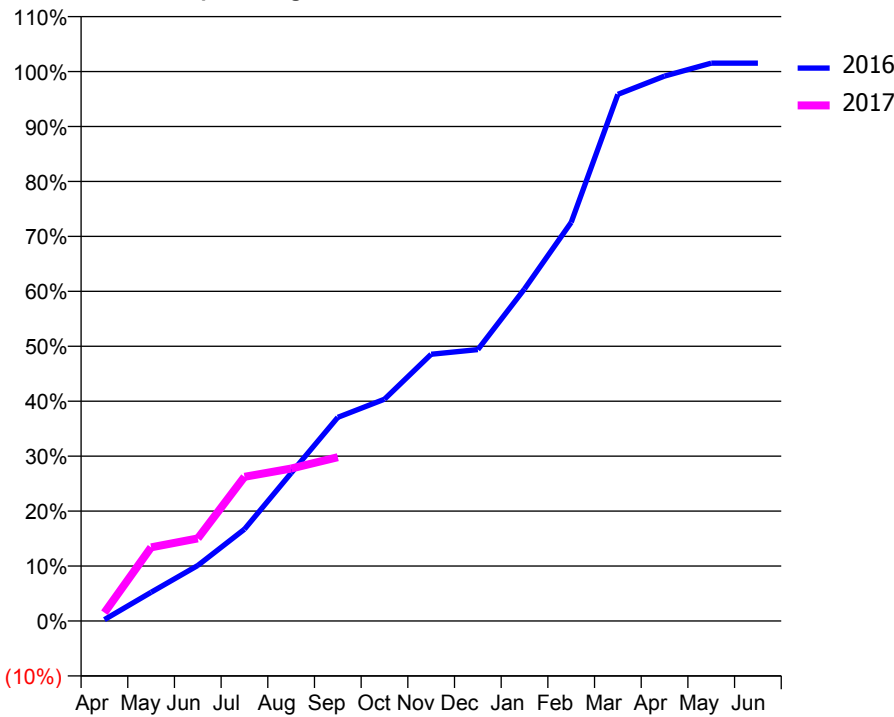
ACCESS*

Patients seen in 24 months	Total	Change since previous quarter
Quarter ending September 2015	2,196	
Quarter ending December 2015	2,287	↑
Quarter ending March 2016	2,558	↑
Quarter ending June 2016	2,446	↓
Quarter ending September 2016	2,318	↓
Variance since September 2015	5.6%	↑



ACTIVITY

Cumulative percentage of contracted UDA delivered 2016 & 2017



Month	Adjusted Scheduled Activity (UDA)	
	2016	2017
April	18	105
May	360	923
June	696	1,035
July	1,149	1,806
August	1,852	1,908
September	2,550	2,051
October	2,777	
November	3,339	
December	3,398	
January	4,157	
February	4,991	
March	6,593	
April	6,822	
May	6,984	
June	6,984	

QUALITY

	Quantity	Base Number	Contract	AT	Region	England
% of FP17s for the same patient ID Re-attending within 3 months - Children	27	298	9.1%	11.2%	11.8%	12.4%
% of FP17s for the same patient ID Re-attending within 3 months - Adults	111	518	21.4%	16.3%	17.1%	16.7%
% of FP17s for the same patient ID Re-attending between 3 & 9 months - Children	68	298	22.8%	41.5%	45.8%	57.4%
% of FP17s for the same patient ID Re-attending between 3 & 9 months - Adults	74	518	14.3%	35.0%	37.6%	50.5%
% of FP17s for Band 1 Urgent Courses	78	613	12.7%	10.8%	10.6%	9.1%
% of FP17s Relating to Free Repair or Replacements	0	613	0.0%	0.5%	0.6%	0.8%
% of FP17s Relating to Continuations	2	613	0.3%	0.9%	0.9%	1.3%
% of Patients satisfied with the dentistry they have received	0	0	N/A	89.2%	90.2%	93.2%
% of Patients satisfied with the time they had to wait for an appointment	0	0	N/A	81.5%	83.8%	89.0%

* This is based on patients treated on this contract for their most recent course of treatment. Figures in italics indicate the base number of FP17s or Patient Questionnaire responses are less than 100. N/A is shown where the base number of responses is less than 10 during the period. % is calculated as Quantity/Base number*100

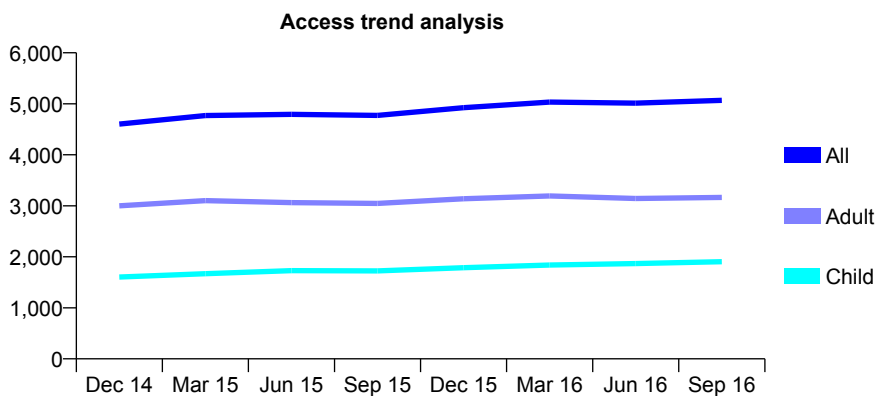
Q61 - Vital Signs At a Glance Contract Report for 196975/0001 - September 2016

Name or company name	Dental Art Studio
Contract type name	GDS Contract
Purpose of contract	General
Contract start date	01/10/2010
Contract end date	

16/17 Contracted general activity (UDA)	11,429
Carry forward general activity (UDA)	-19
16/17 Contracted orthodontic activity (UOA)	0
Carry forward orthodontic activity (UOA)	0
Baseline contract value	£313,422.51

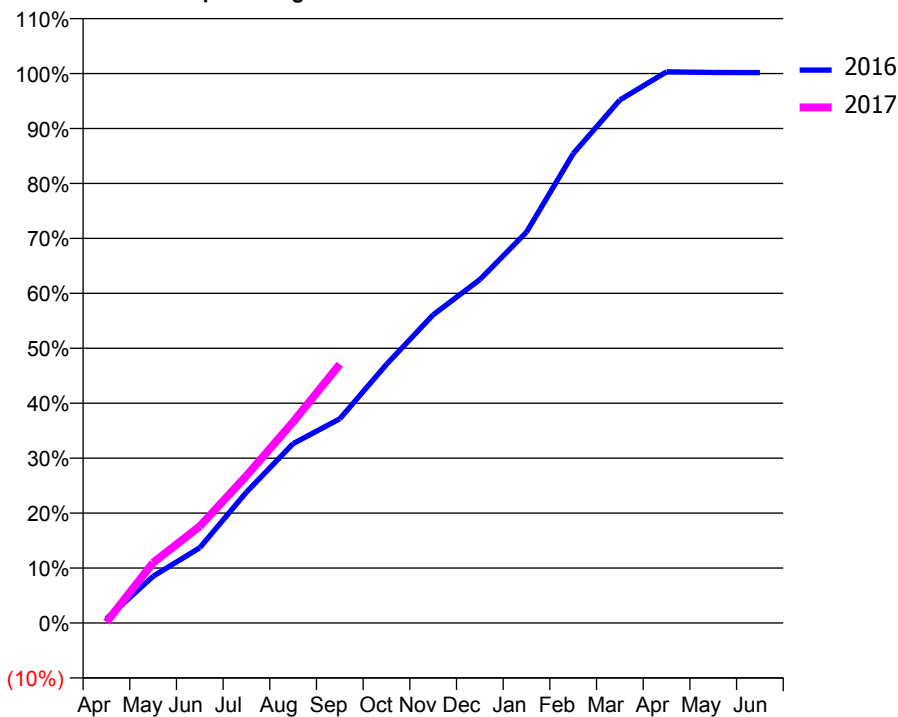
ACCESS*

Patients seen in 24 months	Total	Change since previous quarter
Quarter ending September 2015	4,772	
Quarter ending December 2015	4,925	↑
Quarter ending March 2016	5,033	↑
Quarter ending June 2016	5,013	→
Quarter ending September 2016	5,068	→
Variance since September 2015	6.2%	↑



ACTIVITY

Cumulative percentage of contracted UDA delivered 2016 & 2017



Adjusted Scheduled Activity (UDA)

Month	2016	2017
April	86	19
May	972	1,255
June	1,565	2,011
July	2,723	3,062
August	3,732	4,185
September	4,248	5,383
October	5,380	
November	6,412	
December	7,143	
January	8,130	
February	9,763	
March	10,880	
April	11,465	
May	11,451	
June	11,448	

QUALITY

	Quantity	Base Number	Contract	AT	Region	England
% of FP17s for the same patient ID Re-attending within 3 months - Children	100	1,192	8.4%	11.2%	11.8%	12.4%
% of FP17s for the same patient ID Re-attending within 3 months - Adults	201	1,359	14.8%	16.3%	17.1%	16.7%
% of FP17s for the same patient ID Re-attending between 3 & 9 months - Children	522	1,192	43.8%	41.5%	45.8%	57.4%
% of FP17s for the same patient ID Re-attending between 3 & 9 months - Adults	464	1,359	34.1%	35.0%	37.6%	50.5%
% of FP17s for Band 1 Urgent Courses	166	2,359	7.0%	10.8%	10.6%	9.1%
% of FP17s Relating to Free Repair or Replacements	7	2,359	0.3%	0.5%	0.6%	0.8%
% of FP17s Relating to Continuations	6	2,359	0.3%	0.9%	0.9%	1.3%
% of Patients satisfied with the dentistry they have received	6	7	N/A	89.2%	90.2%	93.2%
% of Patients satisfied with the time they had to wait for an appointment	7	7	N/A	81.5%	83.8%	89.0%

* This is based on patients treated on this contract for their most recent course of treatment. Figures in italics indicate the base number of FP17s or Patient Questionnaire responses are less than 100. N/A is shown where the base number of responses is less than 10 during the period. % is calculated as Quantity/Base number*100

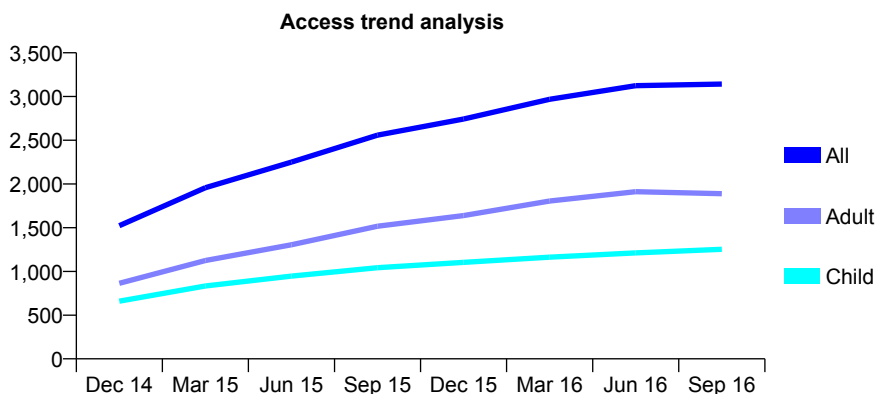
Q61 - Vital Signs At a Glance Contract Report for 197866/0001 - September 2016

Name or company name	Morris House Dental Surgery
Contract type name	GDS Contract
Purpose of contract	General
Contract start date	06/06/2014
Contract end date	

16/17 Contracted general activity (UDA)	10,306
Carry forward general activity (UDA)	-64
16/17 Contracted orthodontic activity (UOA)	0
Carry forward orthodontic activity (UOA)	0
Baseline contract value	£323,394.82

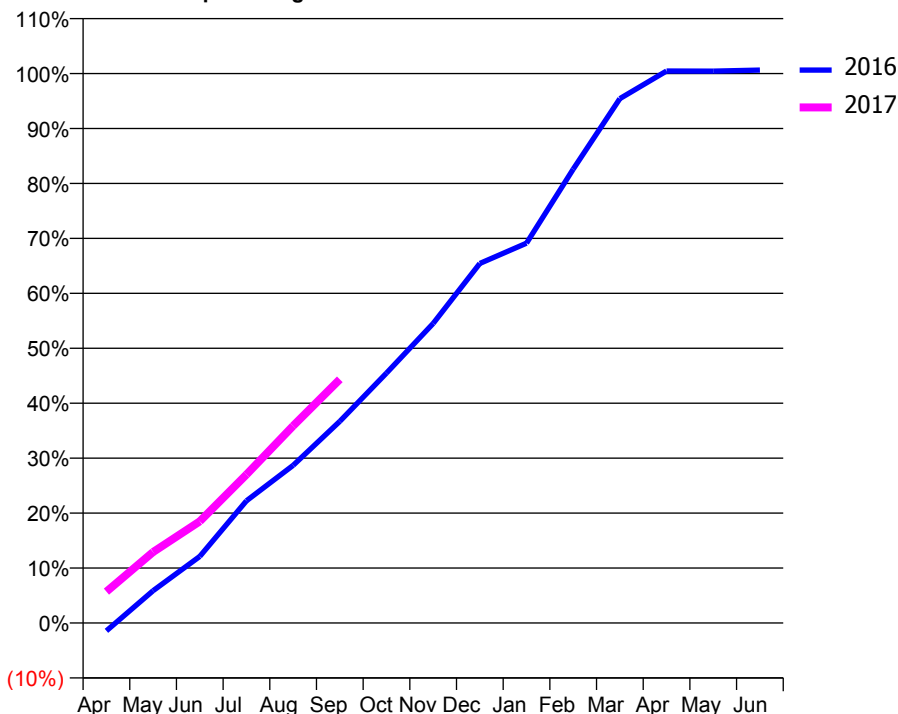
ACCESS*

Patients seen in 24 months	Total	Change since previous quarter
Quarter ending September 2015	2,559	
Quarter ending December 2015	2,743	↑
Quarter ending March 2016	2,968	↑
Quarter ending June 2016	3,124	↑
Quarter ending September 2016	3,142	→
Variance since September 2015	22.8%	↑



ACTIVITY

Cumulative percentage of contracted UDA delivered 2016 & 2017



Month	Adjusted Scheduled Activity (UDA)	
	2016	2017
April	-149	590
May	606	1,332
June	1,250	1,908
July	2,293	2,784
August	2,957	3,698
September	3,784	4,571
October	4,687	
November	5,618	
December	6,743	
January	7,124	
February	8,513	
March	9,836	
April	10,353	
May	10,350	
June	10,370	

QUALITY

	Quantity	Base Number	Contract	AT	Region	England
% of FP17s for the same patient ID Re-attending within 3 months - Children	19	713	2.7%	11.2%	11.8%	12.4%
% of FP17s for the same patient ID Re-attending within 3 months - Adults	97	930	10.4%	16.3%	17.1%	16.7%
% of FP17s for the same patient ID Re-attending between 3 & 9 months - Children	293	713	41.1%	41.5%	45.8%	57.4%
% of FP17s for the same patient ID Re-attending between 3 & 9 months - Adults	293	930	31.5%	35.0%	37.6%	50.5%
% of FP17s for Band 1 Urgent Courses	104	1,470	7.1%	10.8%	10.6%	9.1%
% of FP17s Relating to Free Repair or Replacements	3	1,470	0.2%	0.5%	0.6%	0.8%
% of FP17s Relating to Continuations	3	1,470	0.2%	0.9%	0.9%	1.3%
% of Patients satisfied with the dentistry they have received	0	0	N/A	89.2%	90.2%	93.2%
% of Patients satisfied with the time they had to wait for an appointment	0	0	N/A	81.5%	83.8%	89.0%

* This is based on patients treated on this contract for their most recent course of treatment. Figures in italics indicate the base number of FP17s or Patient Questionnaire responses are less than 100. N/A is shown where the base number of responses is less than 10 during the period. % is calculated as Quantity/Base number*100

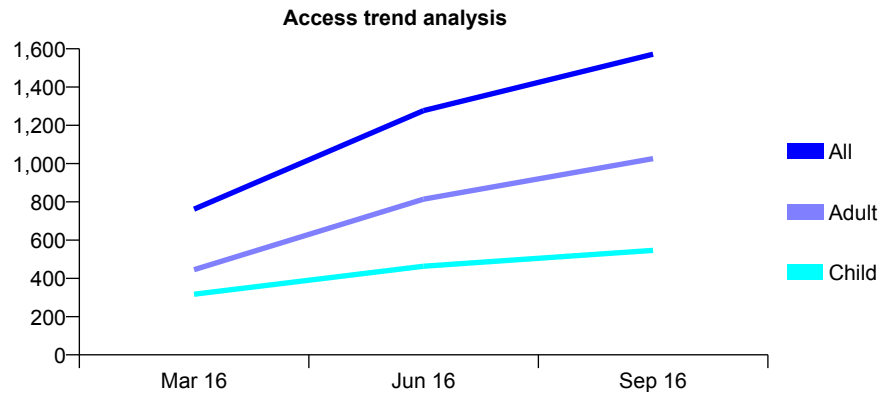
Q61 - Vital Signs At a Glance Contract Report for 198323/0001 - September 2016

Name or company name	Fowell and Lodhia and Dhuggal
Contract type name	GDS Contract
Purpose of contract	General
Contract start date	01/12/2015
Contract end date	

16/17 Contracted general activity (UDA)	6,262
Carry forward general activity (UDA)	-91
16/17 Contracted orthodontic activity (UOA)	0
Carry forward orthodontic activity (UOA)	0
Baseline contract value	£210,540.36

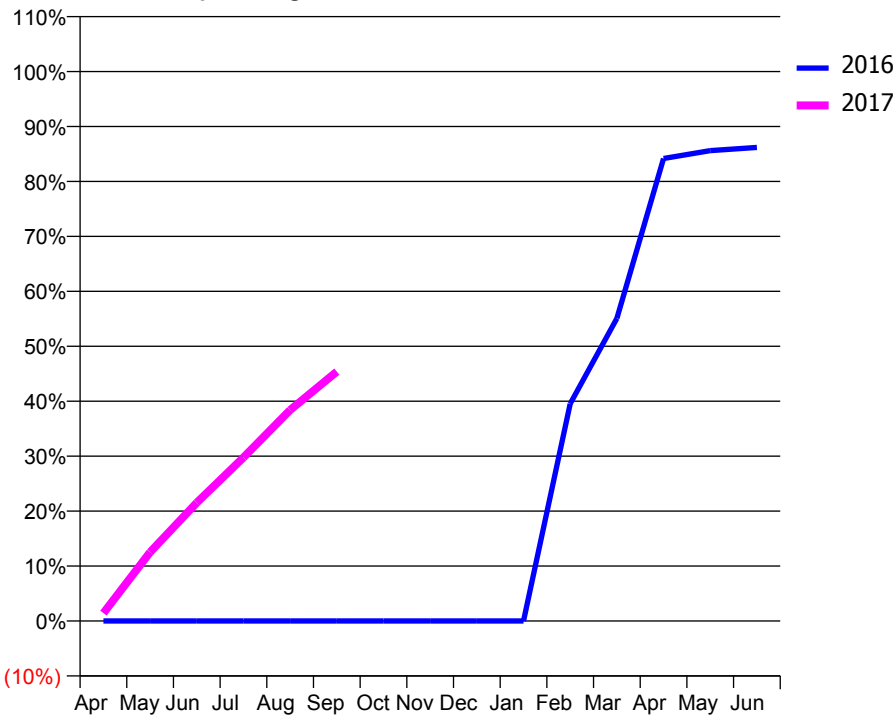
ACCESS*

Patients seen in 24 months	Total	Change since previous quarter
Quarter ending September 2015	0	
Quarter ending December 2015	0	
Quarter ending March 2016	762	
Quarter ending June 2016	1,277	↑
Quarter ending September 2016	1,572	↑
Variance since September 2015	N/A	



ACTIVITY

Cumulative percentage of contracted UDA delivered 2016 & 2017



Month	Adjusted Scheduled Activity (UDA)	
	2016	2017
April	0	91
May	0	785
June	0	1,349
July	0	1,864
August	0	2,405
September	0	2,843
October	0	
November	0	
December	0	
January	0	
February	825	
March	1,149	
April	1,757	
May	1,787	
June	1,799	

QUALITY

	Quantity	Base Number	Contract	AT	Region	England
% of FP17s for the same patient ID Re-attending within 3 months - Children	38	464	8.2%	11.2%	11.8%	12.4%
% of FP17s for the same patient ID Re-attending within 3 months - Adults	142	992	14.3%	16.3%	17.1%	16.7%
% of FP17s for the same patient ID Re-attending between 3 & 9 months - Children	112	464	24.1%	41.5%	45.8%	57.4%
% of FP17s for the same patient ID Re-attending between 3 & 9 months - Adults	121	992	12.2%	35.0%	37.6%	50.5%
% of FP17s for Band 1 Urgent Courses	75	1,210	6.2%	10.8%	10.6%	9.1%
% of FP17s Relating to Free Repair or Replacements	11	1,210	0.9%	0.5%	0.6%	0.8%
% of FP17s Relating to Continuations	17	1,210	1.4%	0.9%	0.9%	1.3%
% of Patients satisfied with the dentistry they have received	2	2	N/A	89.2%	90.2%	93.2%
% of Patients satisfied with the time they had to wait for an appointment	2	2	N/A	81.5%	83.8%	89.0%

* This is based on patients treated on this contract for their most recent course of treatment. Figures in italics indicate the base number of FP17s or Patient Questionnaire responses are less than 100. N/A is shown where the base number of responses is less than 10 during the period. % is calculated as Quantity/Base number*100

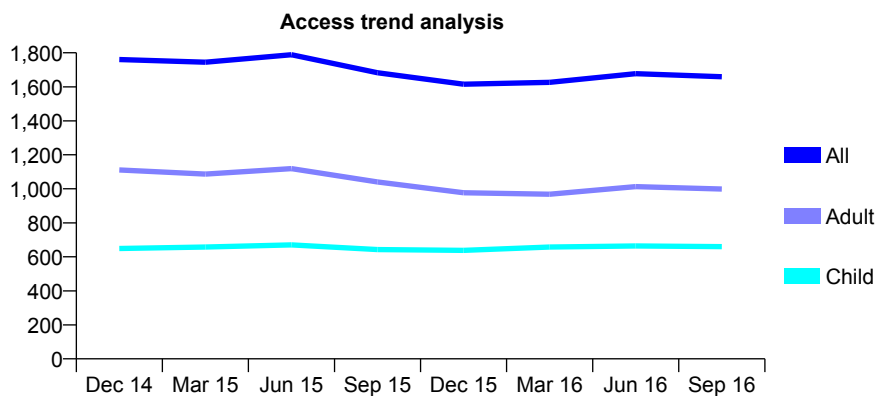
Q61 - Vital Signs At a Glance Contract Report for 198455/0001 - September 2016

Name or company name	Cambridge Park Dental Practice
Contract type name	GDS Contract
Purpose of contract	General
Contract start date	01/06/2008
Contract end date	

16/17 Contracted general activity (UDA)	4,037
Carry forward general activity (UDA)	-81
16/17 Contracted orthodontic activity (UOA)	0
Carry forward orthodontic activity (UOA)	0
Baseline contract value	£109,408.22

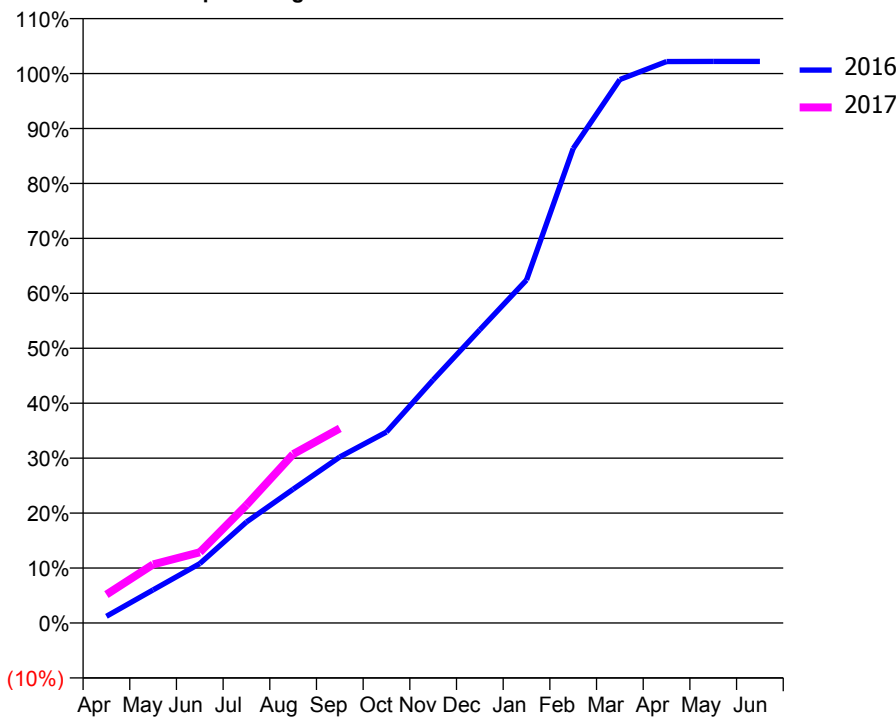
ACCESS*

Patients seen in 24 months	Total	Change since previous quarter
Quarter ending September 2015	1,683	
Quarter ending December 2015	1,615	↓
Quarter ending March 2016	1,626	→
Quarter ending June 2016	1,677	↑
Quarter ending September 2016	1,659	↓
Variance since September 2015	(1.4%)	↓



ACTIVITY

Cumulative percentage of contracted UDA delivered 2016 & 2017



Month	Adjusted Scheduled Activity (UDA)	
	2016	2017
April	49	209
May	244	430
June	437	519
July	742	867
August	983	1,241
September	1,220	1,430
October	1,403	
November	1,786	
December	2,155	
January	2,521	
February	3,486	
March	3,993	
April	4,125	
May	4,126	
June	4,126	

QUALITY

	Quantity	Base Number	Contract	AT	Region	England
% of FP17s for the same patient ID Re-attending within 3 months - Children	27	366	7.4%	11.2%	11.8%	12.4%
% of FP17s for the same patient ID Re-attending within 3 months - Adults	72	586	12.3%	16.3%	17.1%	16.7%
% of FP17s for the same patient ID Re-attending between 3 & 9 months - Children	142	366	38.8%	41.5%	45.8%	57.4%
% of FP17s for the same patient ID Re-attending between 3 & 9 months - Adults	205	586	35.0%	35.0%	37.6%	50.5%
% of FP17s for Band 1 Urgent Courses	39	363	10.7%	10.8%	10.6%	9.1%
% of FP17s Relating to Free Repair or Replacements	5	363	1.4%	0.5%	0.6%	0.8%
% of FP17s Relating to Continuations	0	363	0.0%	0.9%	0.9%	1.3%
% of Patients satisfied with the dentistry they have received	0	1	N/A	89.2%	90.2%	93.2%
% of Patients satisfied with the time they had to wait for an appointment	0	1	N/A	81.5%	83.8%	89.0%

* This is based on patients treated on this contract for their most recent course of treatment. Figures in italics indicate the base number of FP17s or Patient Questionnaire responses are less than 100. N/A is shown where the base number of responses is less than 10 during the period. % is calculated as Quantity/Base number*100

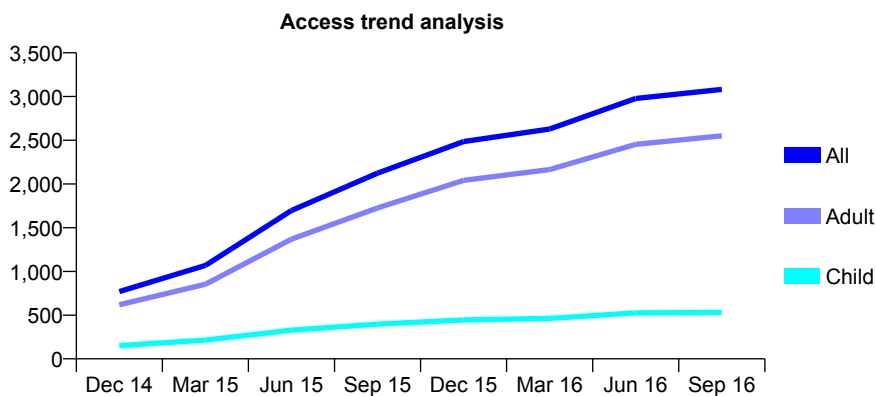
Q61 - Vital Signs At a Glance Contract Report for 198579/0001 - September 2016

Name or company name	MP Wong & Associates
Contract type name	GDS Contract
Purpose of contract	General
Contract start date	18/08/2014
Contract end date	

16/17 Contracted general activity (UDA)	8,716
Carry forward general activity (UDA)	0
16/17 Contracted orthodontic activity (UOA)	0
Carry forward orthodontic activity (UOA)	0
Baseline contract value	£238,659.15

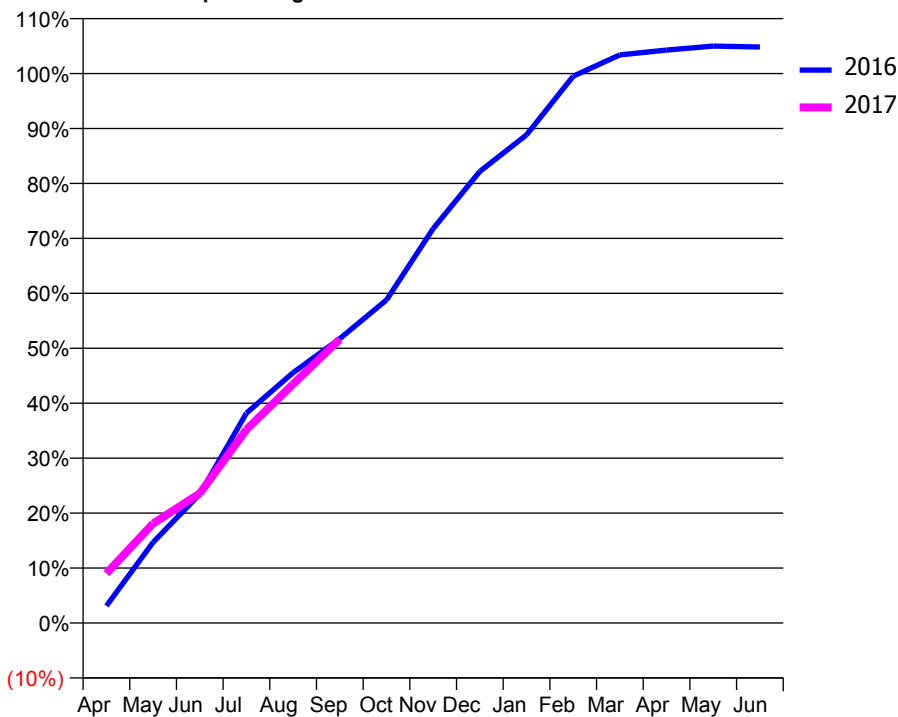
ACCESS*

Patients seen in 24 months	Total	Change since previous quarter
Quarter ending September 2015	2,124	
Quarter ending December 2015	2,485	↑
Quarter ending March 2016	2,628	↑
Quarter ending June 2016	2,978	↑
Quarter ending September 2016	3,081	↑
Variance since September 2015	45.1%	↑



ACTIVITY

Cumulative percentage of contracted UDA delivered 2016 & 2017



Month	Adjusted Scheduled Activity (UDA)	
	2016	2017
April	271	786
May	1,281	1,578
June	2,045	2,056
July	3,330	3,068
August	3,971	3,789
September	4,510	4,500
October	5,124	
November	6,256	
December	7,163	
January	7,743	
February	8,672	
March	9,012	
April	9,088	
May	9,152	
June	9,137	

QUALITY

	Quantity	Base Number	Contract	AT	Region	England
% of FP17s for the same patient ID Re-attending within 3 months - Children	14	294	4.8%	11.2%	11.8%	12.4%
% of FP17s for the same patient ID Re-attending within 3 months - Adults	70	1,167	6.0%	16.3%	17.1%	16.7%
% of FP17s for the same patient ID Re-attending between 3 & 9 months - Children	63	294	21.4%	41.5%	45.8%	57.4%
% of FP17s for the same patient ID Re-attending between 3 & 9 months - Adults	269	1,167	23.1%	35.0%	37.6%	50.5%
% of FP17s for Band 1 Urgent Courses	86	1,407	6.1%	10.8%	10.6%	9.1%
% of FP17s Relating to Free Repair or Replacements	5	1,407	0.4%	0.5%	0.6%	0.8%
% of FP17s Relating to Continuations	6	1,407	0.4%	0.9%	0.9%	1.3%
% of Patients satisfied with the dentistry they have received	3	3	N/A	89.2%	90.2%	93.2%
% of Patients satisfied with the time they had to wait for an appointment	2	3	N/A	81.5%	83.8%	89.0%

* This is based on patients treated on this contract for their most recent course of treatment. Figures in italics indicate the base number of FP17s or Patient Questionnaire responses are less than 100. N/A is shown where the base number of responses is less than 10 during the period. % is calculated as Quantity/Base number*100

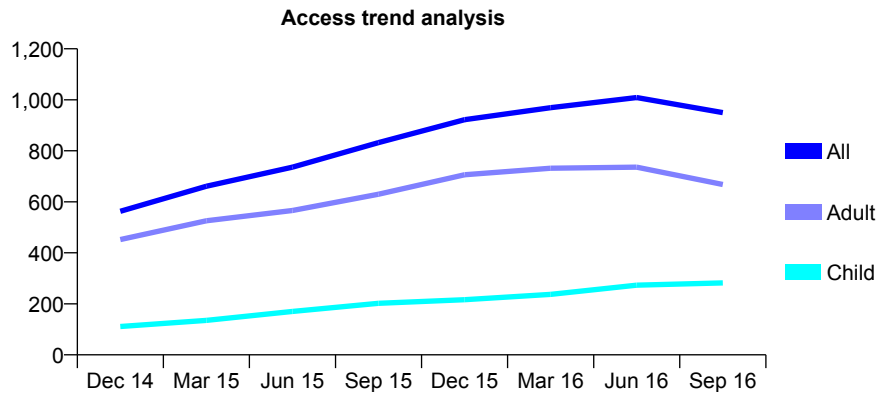
Q61 - Vital Signs At a Glance Contract Report for 198676/0001 - September 2016

Name or company name	Mrs Priya Shah and Mr Punit Shah
Contract type name	GDS Contract
Purpose of contract	General
Contract start date	01/05/2014
Contract end date	

16/17 Contracted general activity (UDA)	1,785
Carry forward general activity (UDA)	4
16/17 Contracted orthodontic activity (UOA)	0
Carry forward orthodontic activity (UOA)	0
Baseline contract value	£48,452.22

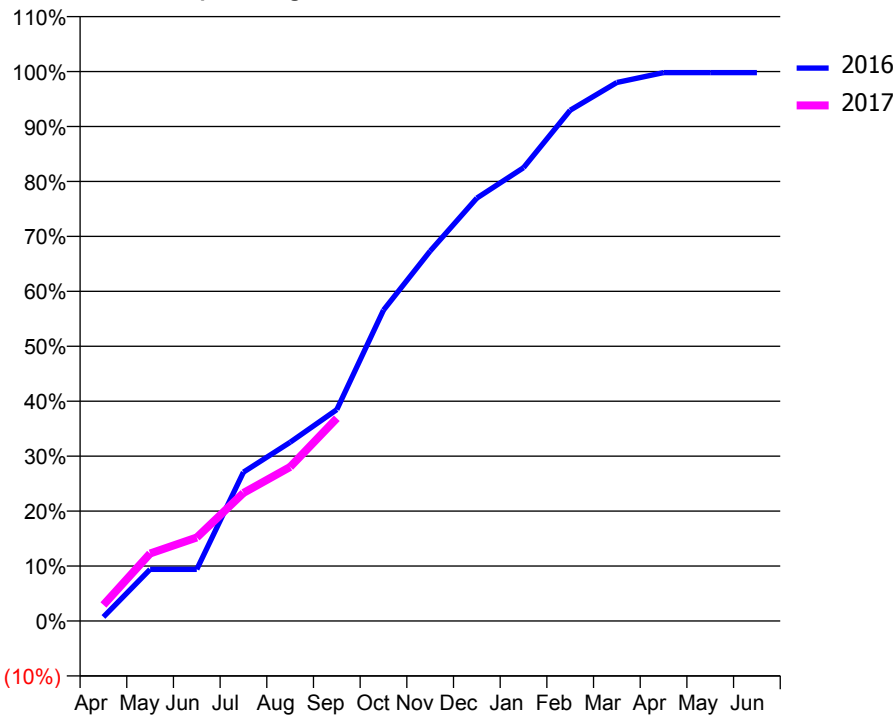
ACCESS*

Patients seen in 24 months	Total	Change since previous quarter
Quarter ending September 2015	832	
Quarter ending December 2015	922	↑
Quarter ending March 2016	969	↑
Quarter ending June 2016	1,009	↑
Quarter ending September 2016	950	↓
Variance since September 2015	14.2%	↑



ACTIVITY

Cumulative percentage of contracted UDA delivered 2016 & 2017



Month	Adjusted Scheduled Activity (UDA)	
	2016	2017
April	13	52
May	168	219
June	168	271
July	484	416
August	581	500
September	687	659
October	1,010	
November	1,202	
December	1,374	
January	1,473	
February	1,659	
March	1,749	
April	1,781	
May	1,781	
June	1,781	

QUALITY

	Quantity	Base Number	Contract	AT	Region	England
% of FP17s for the same patient ID Re-attending within 3 months - Children	10	194	5.2%	11.2%	11.8%	12.4%
% of FP17s for the same patient ID Re-attending within 3 months - Adults	17	227	7.5%	16.3%	17.1%	16.7%
% of FP17s for the same patient ID Re-attending between 3 & 9 months - Children	62	194	32.0%	41.5%	45.8%	57.4%
% of FP17s for the same patient ID Re-attending between 3 & 9 months - Adults	56	227	24.7%	35.0%	37.6%	50.5%
% of FP17s for Band 1 Urgent Courses	33	399	8.3%	10.8%	10.6%	9.1%
% of FP17s Relating to Free Repair or Replacements	0	399	0.0%	0.5%	0.6%	0.8%
% of FP17s Relating to Continuations	2	399	0.5%	0.9%	0.9%	1.3%
% of Patients satisfied with the dentistry they have received	0	0	N/A	89.2%	90.2%	93.2%
% of Patients satisfied with the time they had to wait for an appointment	0	0	N/A	81.5%	83.8%	89.0%

* This is based on patients treated on this contract for their most recent course of treatment. Figures in italics indicate the base number of FP17s or Patient Questionnaire responses are less than 100. N/A is shown where the base number of responses is less than 10 during the period. % is calculated as Quantity/Base number*100

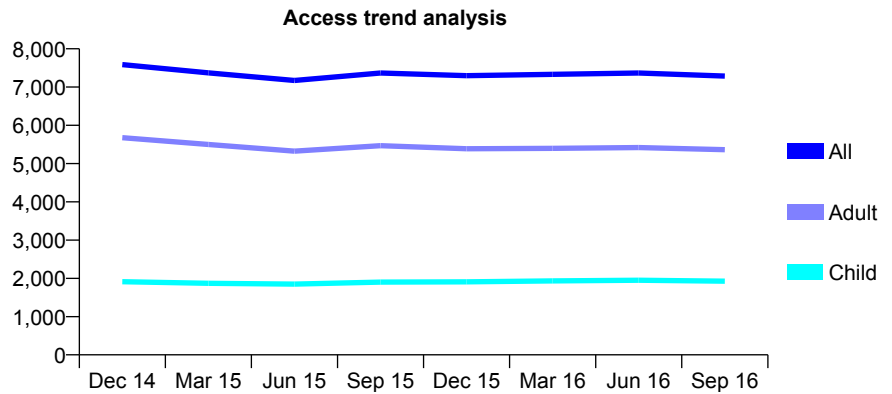
Q61 - Vital Signs At a Glance Contract Report for 198781/0001 - September 2016

Name or company name	Orchard Road (DS) Limited
Contract type name	GDS Contract
Purpose of contract	General
Contract start date	01/08/2011
Contract end date	

16/17 Contracted general activity (UDA)	26,107
Carry forward general activity (UDA)	0
16/17 Contracted orthodontic activity (UOA)	0
Carry forward orthodontic activity (UOA)	0
Baseline contract value	£750,886.76

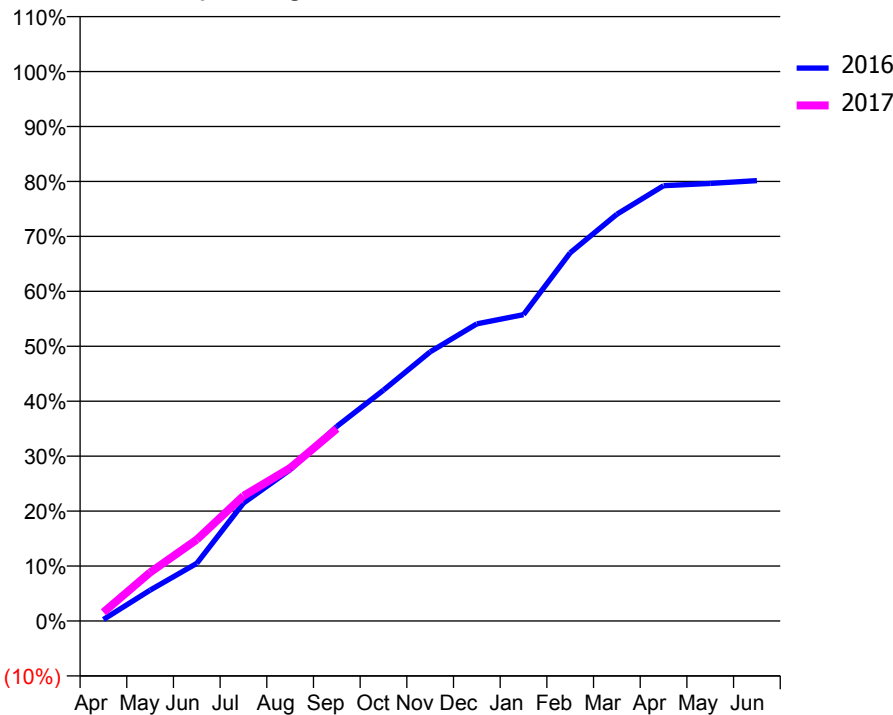
ACCESS*

Patients seen in 24 months	Total	Change since previous quarter
Quarter ending September 2015	7,368	
Quarter ending December 2015	7,297	→
Quarter ending March 2016	7,332	→
Quarter ending June 2016	7,366	→
Quarter ending September 2016	7,287	↓
Variance since September 2015	(1.1%)	↓



ACTIVITY

Cumulative percentage of contracted UDA delivered 2016 & 2017



Month	Adjusted Scheduled Activity (UDA)	
	2016	2017
April	76	415
May	1,468	2,311
June	2,741	3,870
July	5,605	5,943
August	7,188	7,273
September	9,248	9,138
October	10,969	
November	12,790	
December	14,116	
January	14,555	
February	17,496	
March	19,328	
April	20,679	
May	20,793	
June	20,924	

QUALITY

	Quantity	Base Number	Contract	AT	Region	England
% of FP17s for the same patient ID Re-attending within 3 months - Children	77	1,041	7.4%	11.2%	11.8%	12.4%
% of FP17s for the same patient ID Re-attending within 3 months - Adults	430	2,742	15.7%	16.3%	17.1%	16.7%
% of FP17s for the same patient ID Re-attending between 3 & 9 months - Children	330	1,041	31.7%	41.5%	45.8%	57.4%
% of FP17s for the same patient ID Re-attending between 3 & 9 months - Adults	747	2,742	27.2%	35.0%	37.6%	50.5%
% of FP17s for Band 1 Urgent Courses	427	3,285	13.0%	10.8%	10.6%	9.1%
% of FP17s Relating to Free Repair or Replacements	31	3,285	0.9%	0.5%	0.6%	0.8%
% of FP17s Relating to Continuations	27	3,285	0.8%	0.9%	0.9%	1.3%
% of Patients satisfied with the dentistry they have received	7	7	N/A	89.2%	90.2%	93.2%
% of Patients satisfied with the time they had to wait for an appointment	7	7	N/A	81.5%	83.8%	89.0%

* This is based on patients treated on this contract for their most recent course of treatment. Figures in italics indicate the base number of FP17s or Patient Questionnaire responses are less than 100. N/A is shown where the base number of responses is less than 10 during the period. % is calculated as Quantity/Base number*100

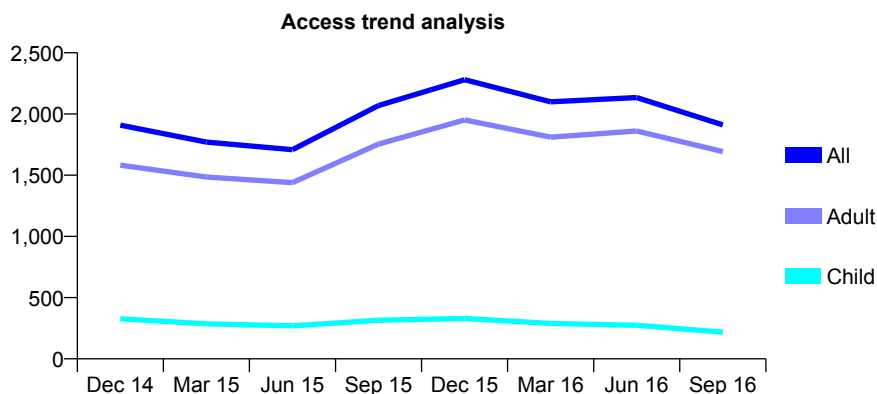
Q61 - Vital Signs At a Glance Contract Report for 199400/0001 - September 2016

Name or company name	Drs D & J Levenstein
Contract type name	GDS Contract
Purpose of contract	General
Contract start date	01/12/2011
Contract end date	

16/17 Contracted general activity (UDA)	6,501
Carry forward general activity (UDA)	-5
16/17 Contracted orthodontic activity (UOA)	0
Carry forward orthodontic activity (UOA)	0
Baseline contract value	£206,279.97

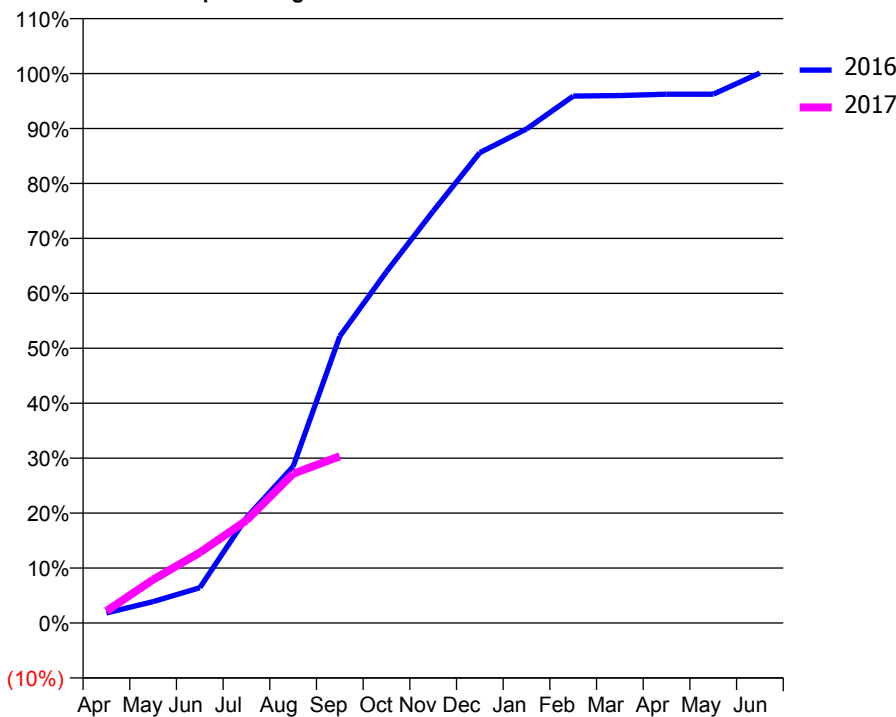
ACCESS*

Patients seen in 24 months	Total	Change since previous quarter
Quarter ending September 2015	2,069	
Quarter ending December 2015	2,281	↑
Quarter ending March 2016	2,100	↓
Quarter ending June 2016	2,135	→
Quarter ending September 2016	1,911	↓
Variance since September 2015	(7.6%)	↓



ACTIVITY

Cumulative percentage of contracted UDA delivered 2016 & 2017



Adjusted Scheduled Activity (UDA)

Month	2016	2017
April	118	141
May	253	514
June	417	834
July	1,247	1,214
August	1,851	1,767
September	3,392	1,972
October	4,155	
November	4,872	
December	5,565	
January	5,844	
February	6,234	
March	6,240	
April	6,257	
May	6,257	
June	6,506	

QUALITY

	Quantity	Base Number	Contract	AT	Region	England
% of FP17s for the same patient ID Re-attending within 3 months - Children	11	93	11.8%	11.2%	11.8%	12.4%
% of FP17s for the same patient ID Re-attending within 3 months - Adults	107	850	12.6%	16.3%	17.1%	16.7%
% of FP17s for the same patient ID Re-attending between 3 & 9 months - Children	6	93	6.5%	41.5%	45.8%	57.4%
% of FP17s for the same patient ID Re-attending between 3 & 9 months - Adults	68	850	8.0%	35.0%	37.6%	50.5%
% of FP17s for Band 1 Urgent Courses	260	782	33.2%	10.8%	10.6%	9.1%
% of FP17s Relating to Free Repair or Replacements	1	782	0.1%	0.5%	0.6%	0.8%
% of FP17s Relating to Continuations	2	782	0.3%	0.9%	0.9%	1.3%
% of Patients satisfied with the dentistry they have received	1	2	N/A	89.2%	90.2%	93.2%
% of Patients satisfied with the time they had to wait for an appointment	2	2	N/A	81.5%	83.8%	89.0%

* This is based on patients treated on this contract for their most recent course of treatment. Figures in italics indicate the base number of FP17s or Patient Questionnaire responses are less than 100. N/A is shown where the base number of responses is less than 10 during the period. % is calculated as Quantity/Base number*100

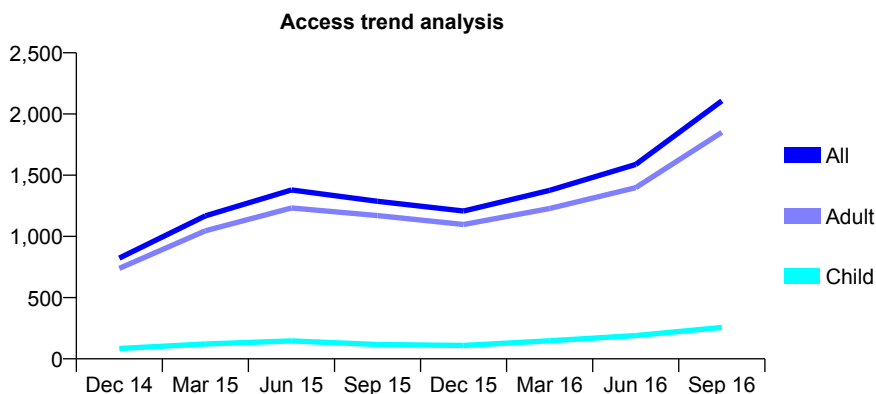
Q61 - Vital Signs At a Glance Contract Report for 199400/0002 - September 2016

Name or company name	Drs D & J Levenstein
Contract type name	PDS Contract
Purpose of contract	General
Contract start date	01/04/2012
Contract end date	31/03/2022

16/17 Contracted general activity (UDA)	5,249
Carry forward general activity (UDA)	0
16/17 Contracted orthodontic activity (UOA)	0
Carry forward orthodontic activity (UOA)	0
Baseline contract value	£216,734.98

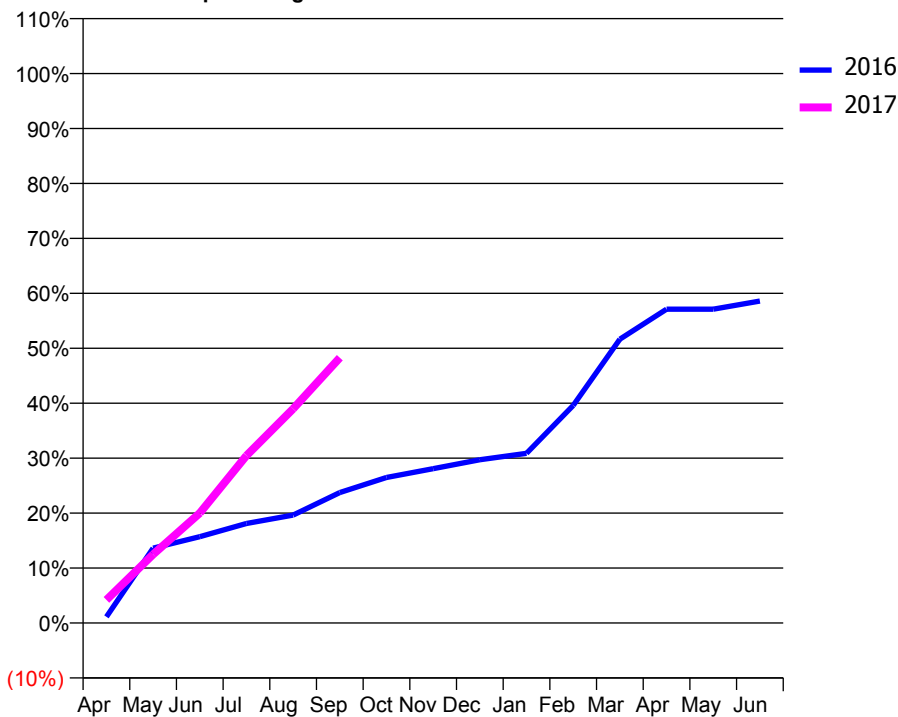
ACCESS*

Patients seen in 24 months	Total	Change since previous quarter
Quarter ending September 2015	1,287	
Quarter ending December 2015	1,207	↓
Quarter ending March 2016	1,376	↑
Quarter ending June 2016	1,588	↑
Quarter ending September 2016	2,107	↑
Variance since September 2015	63.7%	↑



ACTIVITY

Cumulative percentage of contracted UDA delivered 2016 & 2017



Adjusted Scheduled Activity (UDA)

Month	2016	2017
April	59	221
May	715	655
June	824	1,051
July	951	1,599
August	1,031	2,047
September	1,247	2,534
October	1,391	
November	1,475	
December	1,560	
January	1,621	
February	2,078	
March	2,711	
April	2,997	
May	2,997	
June	3,076	

QUALITY

	Quantity	Base Number	Contract	AT	Region	England
% of FP17s for the same patient ID Re-attending within 3 months - Children	14	207	6.8%	11.2%	11.8%	12.4%
% of FP17s for the same patient ID Re-attending within 3 months - Adults	163	1,446	11.3%	16.3%	17.1%	16.7%
% of FP17s for the same patient ID Re-attending between 3 & 9 months - Children	15	207	7.2%	41.5%	45.8%	57.4%
% of FP17s for the same patient ID Re-attending between 3 & 9 months - Adults	68	1,446	4.7%	35.0%	37.6%	50.5%
% of FP17s for Band 1 Urgent Courses	285	902	31.6%	10.8%	10.6%	9.1%
% of FP17s Relating to Free Repair or Replacements	3	902	0.3%	0.5%	0.6%	0.8%
% of FP17s Relating to Continuations	2	902	0.2%	0.9%	0.9%	1.3%
% of Patients satisfied with the dentistry they have received	0	0	N/A	89.2%	90.2%	93.2%
% of Patients satisfied with the time they had to wait for an appointment	0	0	N/A	81.5%	83.8%	89.0%

* This is based on patients treated on this contract for their most recent course of treatment. Figures in italics indicate the base number of FP17s or Patient Questionnaire responses are less than 100. N/A is shown where the base number of responses is less than 10 during the period. % is calculated as Quantity/Base number*100

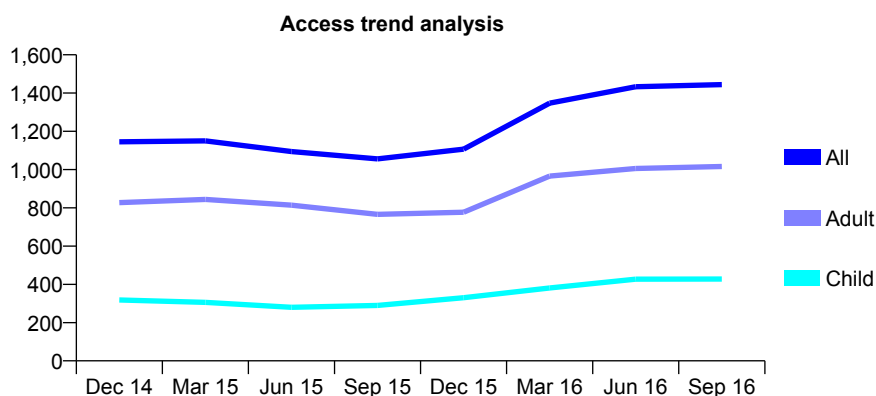
Q61 - Vital Signs At a Glance Contract Report for 199478/0001 - September 2016

Name or company name	Mr I S Mohsin & Mr M Siddiqui
Contract type name	GDS Contract
Purpose of contract	General
Contract start date	01/02/2012
Contract end date	

16/17 Contracted general activity (UDA)	5,441
Carry forward general activity (UDA)	138
16/17 Contracted orthodontic activity (UOA)	0
Carry forward orthodontic activity (UOA)	0
Baseline contract value	£177,877.00

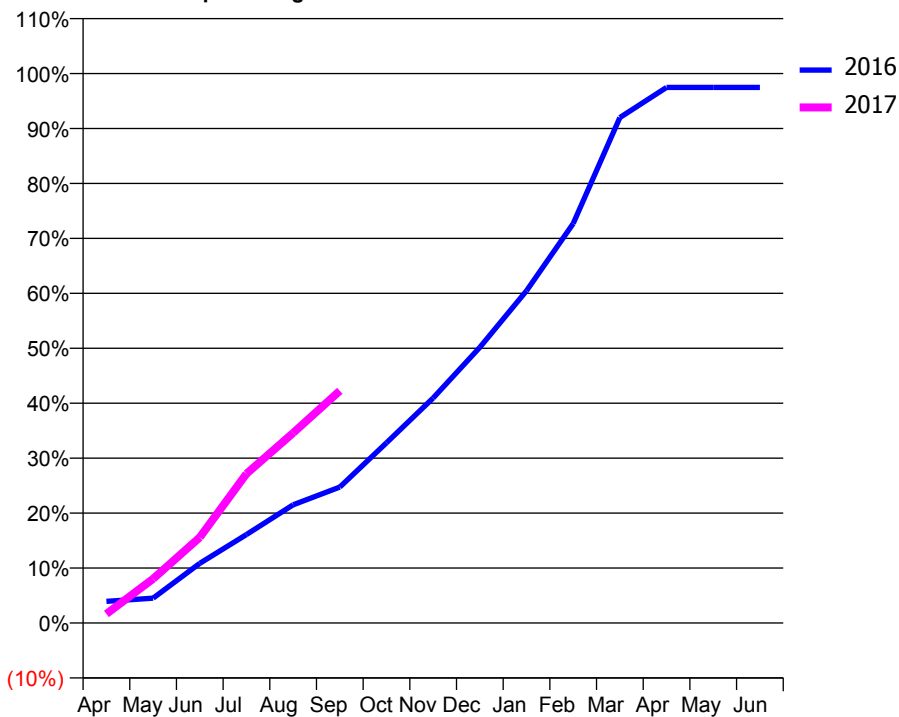
ACCESS*

Patients seen in 24 months	Total	Change since previous quarter
Quarter ending September 2015	1,056	
Quarter ending December 2015	1,107	↑
Quarter ending March 2016	1,347	↑
Quarter ending June 2016	1,433	↑
Quarter ending September 2016	1,444	→
Variance since September 2015	36.7%	↑



ACTIVITY

Cumulative percentage of contracted UDA delivered 2016 & 2017



Month	Adjusted Scheduled Activity (UDA)	
	2016	2017
April	214	90
May	246	437
June	591	849
July	876	1,478
August	1,170	1,882
September	1,346	2,299
October	1,784	
November	2,228	
December	2,730	
January	3,289	
February	3,955	
March	5,004	
April	5,303	
May	5,303	
June	5,303	

QUALITY

	Quantity	Base Number	Contract	AT	Region	England
% of FP17s for the same patient ID Re-attending within 3 months - Children	47	275	17.1%	11.2%	11.8%	12.4%
% of FP17s for the same patient ID Re-attending within 3 months - Adults	174	620	28.1%	16.3%	17.1%	16.7%
% of FP17s for the same patient ID Re-attending between 3 & 9 months - Children	54	275	19.6%	41.5%	45.8%	57.4%
% of FP17s for the same patient ID Re-attending between 3 & 9 months - Adults	106	620	17.1%	35.0%	37.6%	50.5%
% of FP17s for Band 1 Urgent Courses	382	789	48.4%	10.8%	10.6%	9.1%
% of FP17s Relating to Free Repair or Replacements	2	789	0.3%	0.5%	0.6%	0.8%
% of FP17s Relating to Continuations	0	789	0.0%	0.9%	0.9%	1.3%
% of Patients satisfied with the dentistry they have received	1	1	N/A	89.2%	90.2%	93.2%
% of Patients satisfied with the time they had to wait for an appointment	1	1	N/A	81.5%	83.8%	89.0%

* This is based on patients treated on this contract for their most recent course of treatment. Figures in italics indicate the base number of FP17s or Patient Questionnaire responses are less than 100. N/A is shown where the base number of responses is less than 10 during the period. % is calculated as Quantity/Base number*100

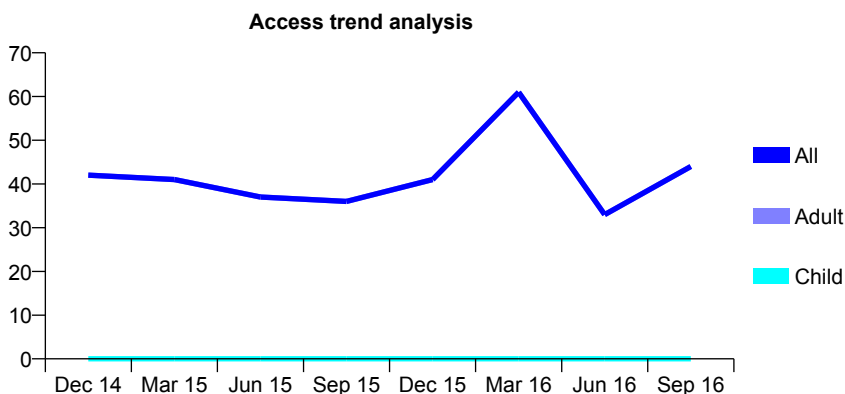
Q61 - Vital Signs At a Glance Contract Report for 199850/0002 - September 2016

Name or company name	The Brace Orthodontic Centre
Contract type name	PDS Contract
Purpose of contract	General
Contract start date	01/01/2010
Contract end date	31/03/2017

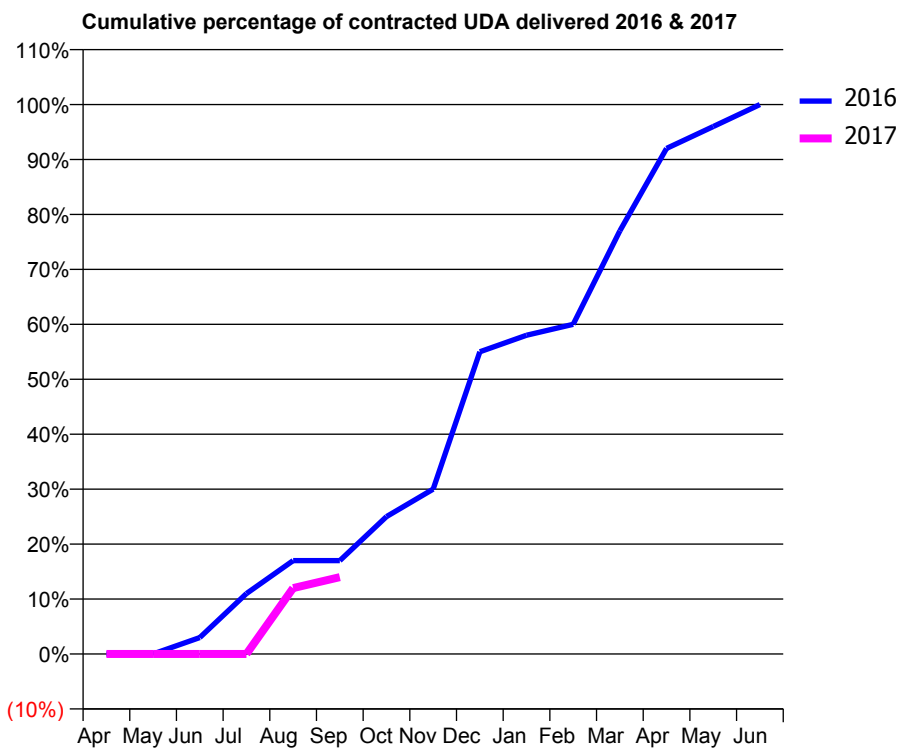
16/17 Contracted general activity (UDA)	300
Carry forward general activity (UDA)	0
16/17 Contracted orthodontic activity (UOA)	0
Carry forward orthodontic activity (UOA)	0
Baseline contract value	£53,146.21

ACCESS*

Patients seen in 24 months	Total	Change since previous quarter
Quarter ending September 2015	36	
Quarter ending December 2015	41	↑
Quarter ending March 2016	61	↑
Quarter ending June 2016	33	↓
Quarter ending September 2016	44	↑
Variance since September 2015	22.2%	↑



ACTIVITY



Month	Adjusted Scheduled Activity (UDA)	
	2016	2017
April	0	0
May	0	0
June	9	0
July	33	0
August	51	36
September	51	42
October	75	
November	90	
December	165	
January	174	
February	180	
March	231	
April	276	
May	288	
June	300	

QUALITY

	Quantity	Base Number	Contract	AT	Region	England
% of FP17s for the same patient ID Re-attending within 3 months - Children	0	1	0.0%	11.2%	11.8%	12.4%
% of FP17s for the same patient ID Re-attending within 3 months - Adults	0	35	0.0%	16.3%	17.1%	16.7%
% of FP17s for the same patient ID Re-attending between 3 & 9 months - Children	0	1	0.0%	41.5%	45.8%	57.4%
% of FP17s for the same patient ID Re-attending between 3 & 9 months - Adults	0	35	0.0%	35.0%	37.6%	50.5%
% of FP17s for Band 1 Urgent Courses	0	14	0.0%	10.8%	10.6%	9.1%
% of FP17s Relating to Free Repair or Replacements	0	14	0.0%	0.5%	0.6%	0.8%
% of FP17s Relating to Continuations	0	14	0.0%	0.9%	0.9%	1.3%
% of Patients satisfied with the dentistry they have received	0	0	N/A	89.2%	90.2%	93.2%
% of Patients satisfied with the time they had to wait for an appointment	0	0	N/A	81.5%	83.8%	89.0%

* This is based on patients treated on this contract for their most recent course of treatment. Figures in italics indicate the base number of FP17s or Patient Questionnaire responses are less than 100. N/A is shown where the base number of responses is less than 10 during the period. % is calculated as Quantity/Base number*100

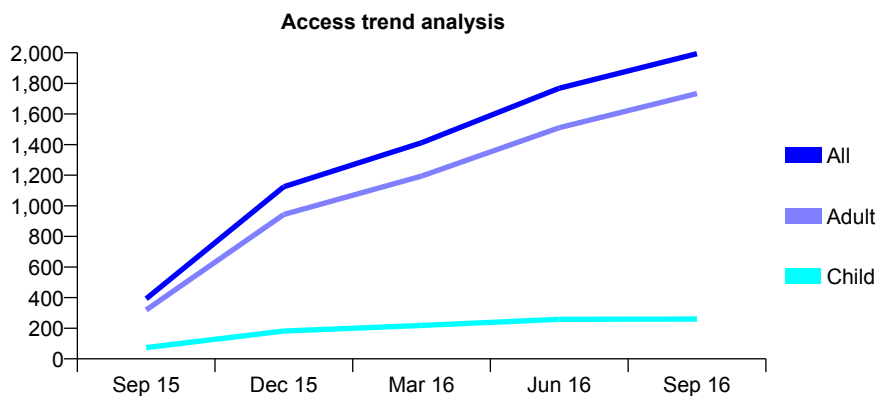
Q61 - Vital Signs At a Glance Contract Report for 207799/0002 - September 2016

Name or company name	MR RS LEVY
Contract type name	GDS Contract
Purpose of contract	General
Contract start date	01/07/2015
Contract end date	

16/17 Contracted general activity (UDA)	10,000
Carry forward general activity (UDA)	0
16/17 Contracted orthodontic activity (UOA)	0
Carry forward orthodontic activity (UOA)	0
Baseline contract value	£296,559.00

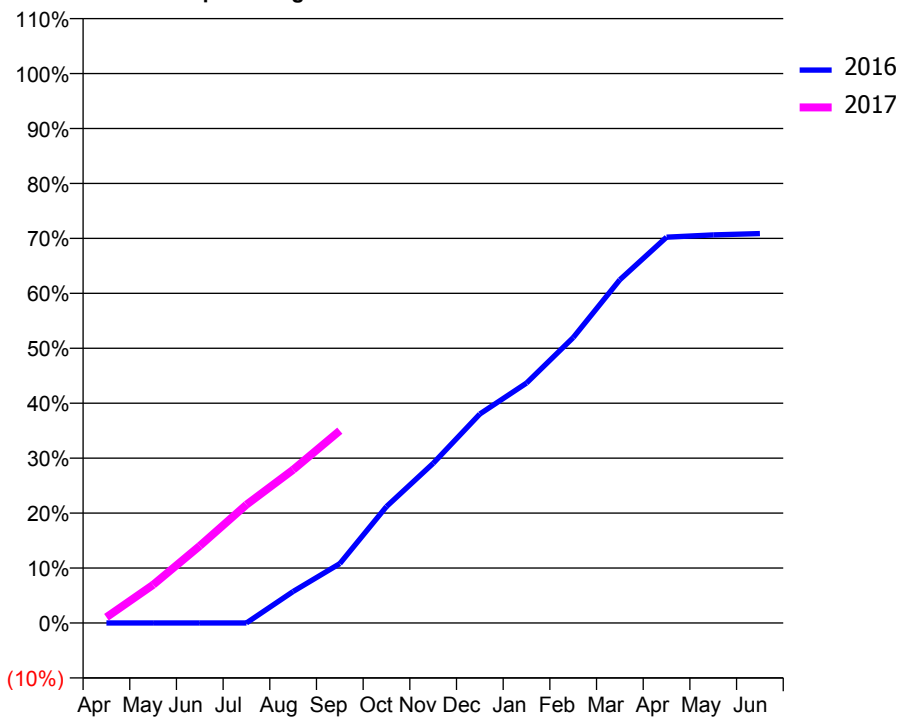
ACCESS*

Patients seen in 24 months	Total	Change since previous quarter
Quarter ending September 2015	393	
Quarter ending December 2015	1,125	↑
Quarter ending March 2016	1,412	↑
Quarter ending June 2016	1,769	↑
Quarter ending September 2016	1,994	↑
Variance since September 2015	407.4%	↑



ACTIVITY

Cumulative percentage of contracted UDA delivered 2016 & 2017



Month	Adjusted Scheduled Activity (UDA)	
	2016	2017
April	0	105
May	0	695
June	0	1,403
July	0	2,153
August	430	2,788
September	811	3,500
October	1,590	
November	2,179	
December	2,852	
January	3,274	
February	3,895	
March	4,685	
April	5,265	
May	5,296	
June	5,314	

QUALITY

	Quantity	Base Number	Contract	AT	Region	England
% of FP17s for the same patient ID Re-attending within 3 months - Children	12	194	6.2%	11.2%	11.8%	12.4%
% of FP17s for the same patient ID Re-attending within 3 months - Adults	102	1,189	8.6%	16.3%	17.1%	16.7%
% of FP17s for the same patient ID Re-attending between 3 & 9 months - Children	103	194	53.1%	41.5%	45.8%	57.4%
% of FP17s for the same patient ID Re-attending between 3 & 9 months - Adults	490	1,189	41.2%	35.0%	37.6%	50.5%
% of FP17s for Band 1 Urgent Courses	99	1,180	8.4%	10.8%	10.6%	9.1%
% of FP17s Relating to Free Repair or Replacements	4	1,180	0.3%	0.5%	0.6%	0.8%
% of FP17s Relating to Continuations	4	1,180	0.3%	0.9%	0.9%	1.3%
% of Patients satisfied with the dentistry they have received	2	2	N/A	89.2%	90.2%	93.2%
% of Patients satisfied with the time they had to wait for an appointment	1	2	N/A	81.5%	83.8%	89.0%

* This is based on patients treated on this contract for their most recent course of treatment. Figures in italics indicate the base number of FP17s or Patient Questionnaire responses are less than 100. N/A is shown where the base number of responses is less than 10 during the period. % is calculated as Quantity/Base number*100

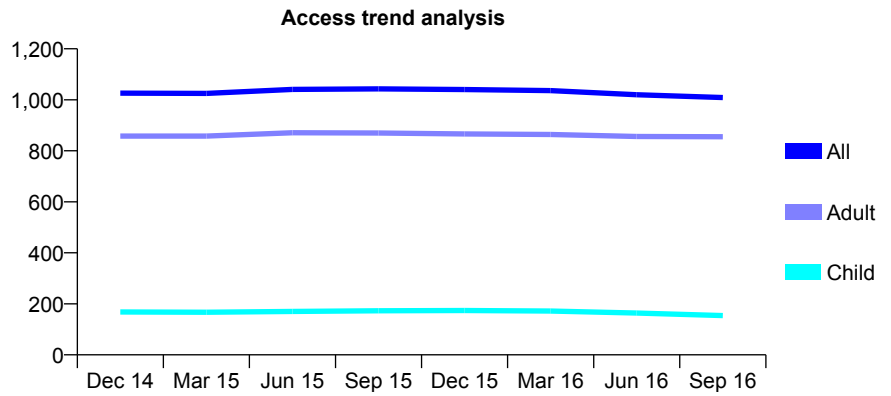
Q61 - Vital Signs At a Glance Contract Report for 208493/0001 - September 2016

Name or company name	MR PC WEE
Contract type name	GDS Contract
Purpose of contract	General
Contract start date	01/04/2006
Contract end date	

16/17 Contracted general activity (UDA)	3,505
Carry forward general activity (UDA)	-70
16/17 Contracted orthodontic activity (UOA)	0
Carry forward orthodontic activity (UOA)	0
Baseline contract value	£105,248.09

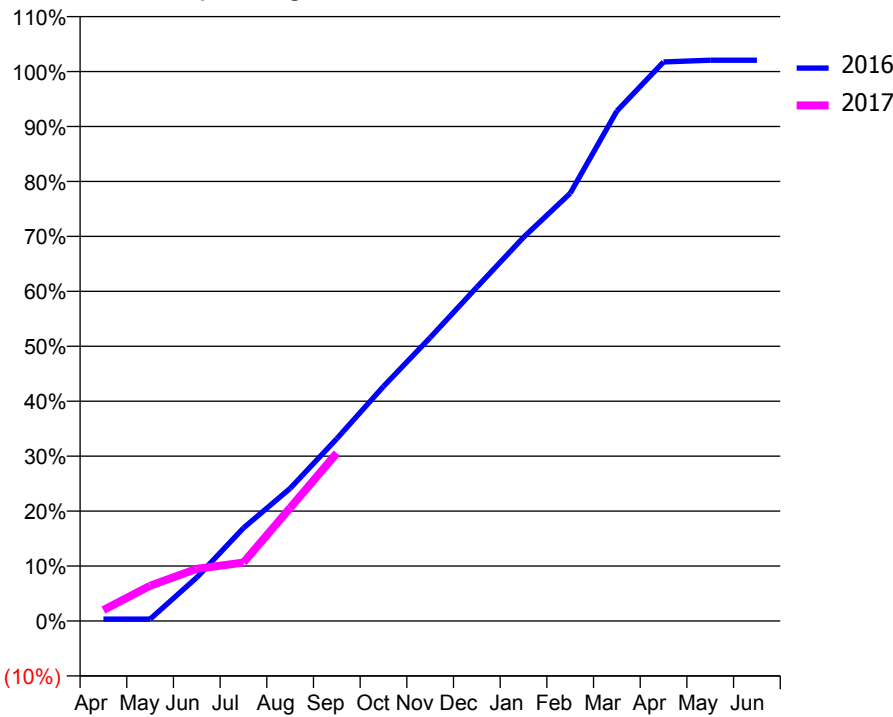
ACCESS*

Patients seen in 24 months	Total	Change since previous quarter
Quarter ending September 2015	1,043	
Quarter ending December 2015	1,040	→
Quarter ending March 2016	1,036	→
Quarter ending June 2016	1,020	↓
Quarter ending September 2016	1,009	↓
Variance since September 2015	(3.3%)	↓



ACTIVITY

Cumulative percentage of contracted UDA delivered 2016 & 2017



Month	Adjusted Scheduled Activity (UDA)	
	2016	2017
April	12	70
May	12	225
June	277	333
July	594	373
August	846	722
September	1,163	1,071
October	1,497	
November	1,808	
December	2,130	
January	2,448	
February	2,728	
March	3,253	
April	3,566	
May	3,577	
June	3,577	

QUALITY

	Quantity	Base Number	Contract	AT	Region	England
% of FP17s for the same patient ID Re-attending within 3 months - Children	0	54	0.0%	11.2%	11.8%	12.4%
% of FP17s for the same patient ID Re-attending within 3 months - Adults	37	389	9.5%	16.3%	17.1%	16.7%
% of FP17s for the same patient ID Re-attending between 3 & 9 months - Children	28	54	51.9%	41.5%	45.8%	57.4%
% of FP17s for the same patient ID Re-attending between 3 & 9 months - Adults	177	389	45.5%	35.0%	37.6%	50.5%
% of FP17s for Band 1 Urgent Courses	16	348	4.6%	10.8%	10.6%	9.1%
% of FP17s Relating to Free Repair or Replacements	0	348	0.0%	0.5%	0.6%	0.8%
% of FP17s Relating to Continuations	0	348	0.0%	0.9%	0.9%	1.3%
% of Patients satisfied with the dentistry they have received	0	0	N/A	89.2%	90.2%	93.2%
% of Patients satisfied with the time they had to wait for an appointment	0	0	N/A	81.5%	83.8%	89.0%

* This is based on patients treated on this contract for their most recent course of treatment. Figures in italics indicate the base number of FP17s or Patient Questionnaire responses are less than 100. N/A is shown where the base number of responses is less than 10 during the period. % is calculated as Quantity/Base number*100

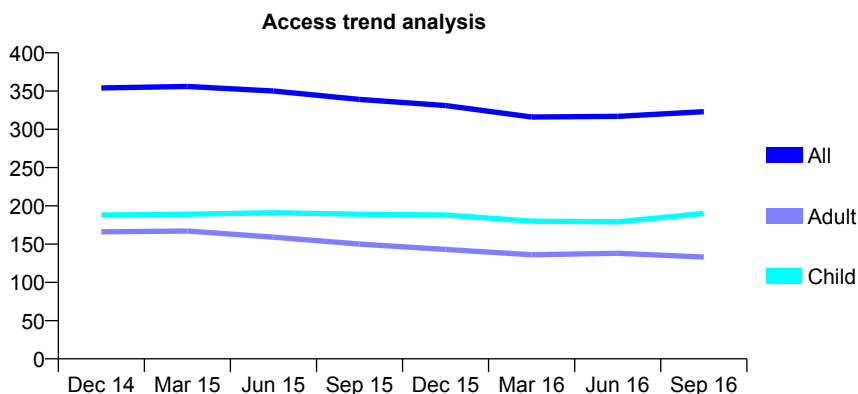
Q61 - Vital Signs At a Glance Contract Report for 209392/0001 - September 2016

Name or company name	MR LH BAUM
Contract type name	GDS Contract
Purpose of contract	General
Contract start date	01/04/2006
Contract end date	

16/17 Contracted general activity (UDA)	703
Carry forward general activity (UDA)	0
16/17 Contracted orthodontic activity (UOA)	0
Carry forward orthodontic activity (UOA)	0
Baseline contract value	£15,659.13

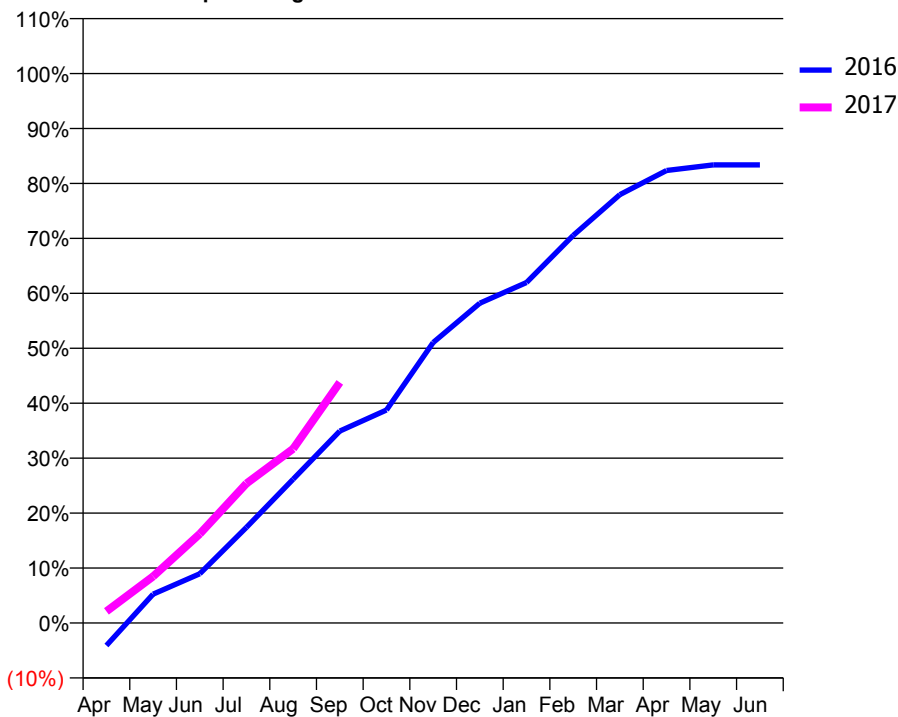
ACCESS*

Patients seen in 24 months	Total	Change since previous quarter
Quarter ending September 2015	339	
Quarter ending December 2015	331	↓
Quarter ending March 2016	316	↓
Quarter ending June 2016	317	→
Quarter ending September 2016	323	→
Variance since September 2015	(4.7%)	↓



ACTIVITY

Cumulative percentage of contracted UDA delivered 2016 & 2017



Adjusted Scheduled Activity (UDA)

Month	2016	2017
April	-29	15
May	37	60
June	63	114
July	122	179
August	184	223
September	246	308
October	273	
November	359	
December	409	
January	436	
February	496	
March	548	
April	579	
May	586	
June	586	

QUALITY

	Quantity	Base Number	Contract	AT	Region	England
% of FP17s for the same patient ID Re-attending within 3 months - Children	12	122	9.8%	11.2%	11.8%	12.4%
% of FP17s for the same patient ID Re-attending within 3 months - Adults	10	73	13.7%	16.3%	17.1%	16.7%
% of FP17s for the same patient ID Re-attending between 3 & 9 months - Children	39	122	32.0%	41.5%	45.8%	57.4%
% of FP17s for the same patient ID Re-attending between 3 & 9 months - Adults	29	73	39.7%	35.0%	37.6%	50.5%
% of FP17s for Band 1 Urgent Courses	10	151	6.6%	10.8%	10.6%	9.1%
% of FP17s Relating to Free Repair or Replacements	0	151	0.0%	0.5%	0.6%	0.8%
% of FP17s Relating to Continuations	0	151	0.0%	0.9%	0.9%	1.3%
% of Patients satisfied with the dentistry they have received	0	0	N/A	89.2%	90.2%	93.2%
% of Patients satisfied with the time they had to wait for an appointment	0	0	N/A	81.5%	83.8%	89.0%

* This is based on patients treated on this contract for their most recent course of treatment. Figures in italics indicate the base number of FP17s or Patient Questionnaire responses are less than 100. N/A is shown where the base number of responses is less than 10 during the period. % is calculated as Quantity/Base number*100

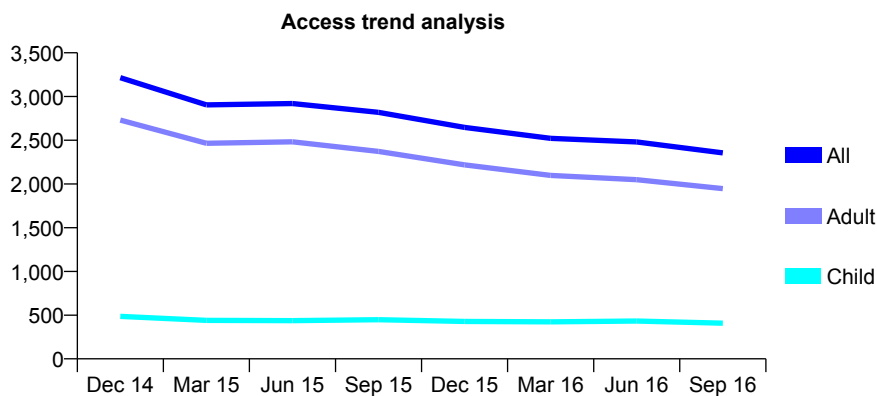
Q61 - Vital Signs At a Glance Contract Report for 209511/0001 - September 2016

Name or company name	MR AD PATEL
Contract type name	GDS Contract
Purpose of contract	General
Contract start date	01/04/2006
Contract end date	

16/17 Contracted general activity (UDA)	11,956
Carry forward general activity (UDA)	-110
16/17 Contracted orthodontic activity (UOA)	0
Carry forward orthodontic activity (UOA)	0
Baseline contract value	£293,616.76

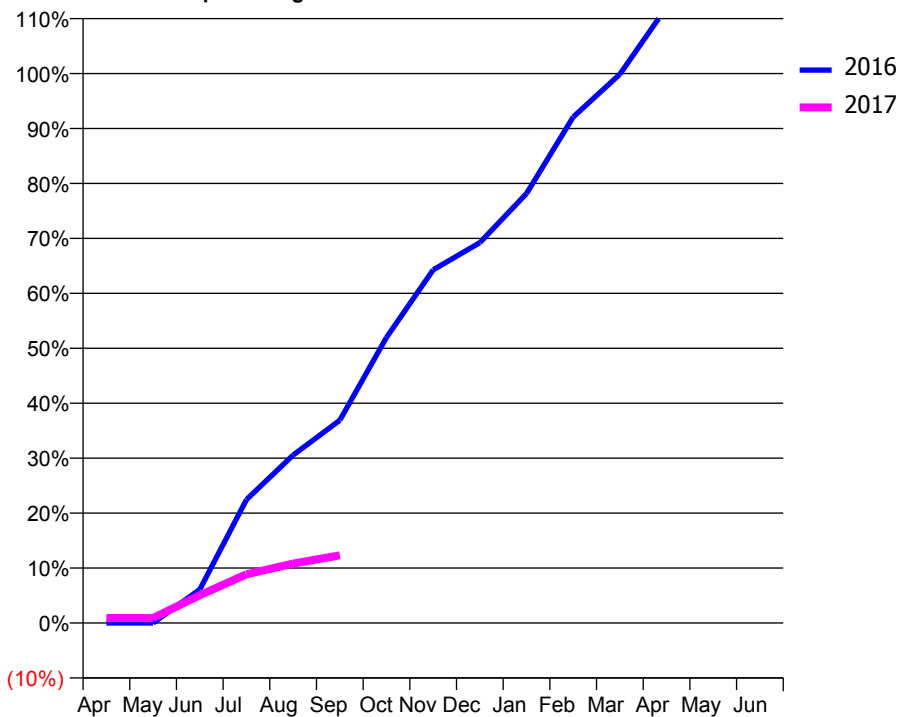
ACCESS*

Patients seen in 24 months	Total	Change since previous quarter
Quarter ending September 2015	2,819	
Quarter ending December 2015	2,646	↓
Quarter ending March 2016	2,521	↓
Quarter ending June 2016	2,481	↓
Quarter ending September 2016	2,355	↓
Variance since September 2015	(16.5%)	↓



ACTIVITY

Cumulative percentage of contracted UDA delivered 2016 & 2017



Adjusted Scheduled Activity (UDA)

Month	2016	2017
April	0	110
May	0	110
June	336	604
July	1,236	1,061
August	1,681	1,293
September	2,030	1,472
October	2,858	
November	3,535	
December	3,807	
January	4,298	
February	5,064	
March	5,493	
April	6,163	
May	6,666	
June	6,680	

QUALITY

	Quantity	Base Number	Contract	AT	Region	England
% of FP17s for the same patient ID Re-attending within 3 months - Children	7	164	4.3%	11.2%	11.8%	12.4%
% of FP17s for the same patient ID Re-attending within 3 months - Adults	90	855	10.5%	16.3%	17.1%	16.7%
% of FP17s for the same patient ID Re-attending between 3 & 9 months - Children	51	164	31.1%	41.5%	45.8%	57.4%
% of FP17s for the same patient ID Re-attending between 3 & 9 months - Adults	295	855	34.5%	35.0%	37.6%	50.5%
% of FP17s for Band 1 Urgent Courses	56	533	10.5%	10.8%	10.6%	9.1%
% of FP17s Relating to Free Repair or Replacements	0	533	0.0%	0.5%	0.6%	0.8%
% of FP17s Relating to Continuations	7	533	1.3%	0.9%	0.9%	1.3%
% of Patients satisfied with the dentistry they have received	3	3	N/A	89.2%	90.2%	93.2%
% of Patients satisfied with the time they had to wait for an appointment	3	3	N/A	81.5%	83.8%	89.0%

* This is based on patients treated on this contract for their most recent course of treatment. Figures in italics indicate the base number of FP17s or Patient Questionnaire responses are less than 100. N/A is shown where the base number of responses is less than 10 during the period. % is calculated as Quantity/Base number*100

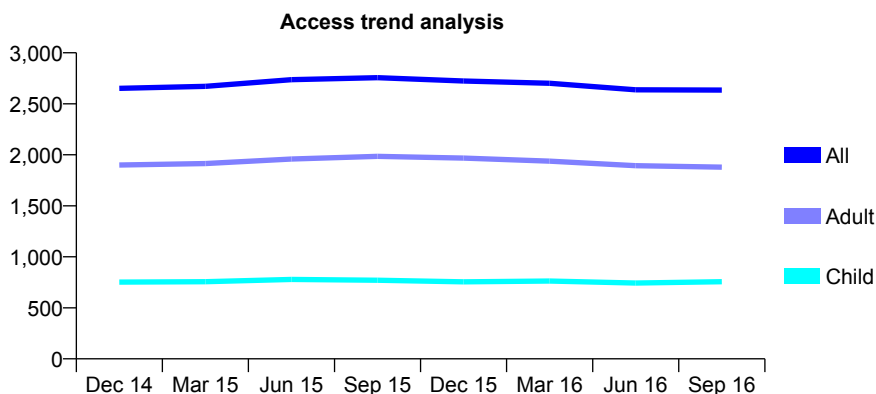
Q61 - Vital Signs At a Glance Contract Report for 215260/0002 - September 2016

Name or company name	Mr Michael Wieder and Mr Stephen Wieder
Contract type name	GDS Contract
Purpose of contract	General and Orthodontic
Contract start date	01/04/2006
Contract end date	

16/17 Contracted general activity (UDA)	8,606
Carry forward general activity (UDA)	0
16/17 Contracted orthodontic activity (UOA)	119
Carry forward orthodontic activity (UOA)	0
Baseline contract value	£242,498.35

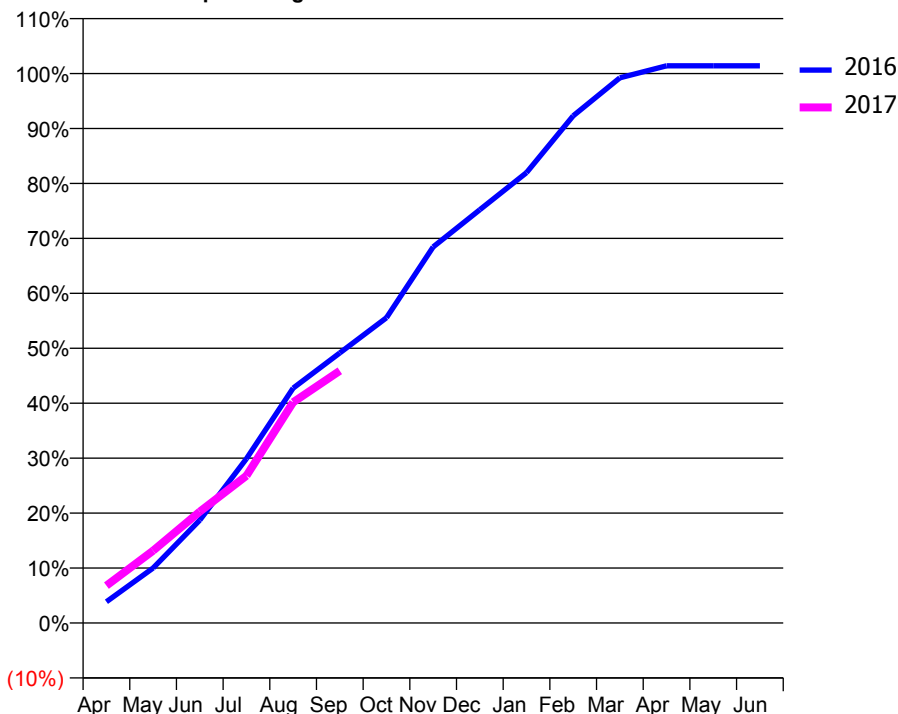
ACCESS*

Patients seen in 24 months	Total	Change since previous quarter
Quarter ending September 2015	2,756	
Quarter ending December 2015	2,723	↓
Quarter ending March 2016	2,701	→
Quarter ending June 2016	2,637	↓
Quarter ending September 2016	2,635	→
Variance since September 2015	(4.4%)	↓



ACTIVITY

Cumulative percentage of contracted UDA delivered 2016 & 2017



Month	Adjusted Scheduled Activity (UDA)	
	2016	2017
April	334	586
May	862	1,134
June	1,612	1,746
July	2,574	2,308
August	3,679	3,457
September	4,229	3,951
October	4,781	
November	5,890	
December	6,474	
January	7,054	
February	7,944	
March	8,538	
April	8,727	
May	8,727	
June	8,727	

QUALITY

	Quantity	Base Number	Contract	AT	Region	England
% of FP17s for the same patient ID Re-attending within 3 months - Children	49	492	10.0%	11.2%	11.8%	12.4%
% of FP17s for the same patient ID Re-attending within 3 months - Adults	161	1,045	15.4%	16.3%	17.1%	16.7%
% of FP17s for the same patient ID Re-attending between 3 & 9 months - Children	232	492	47.2%	41.5%	45.8%	57.4%
% of FP17s for the same patient ID Re-attending between 3 & 9 months - Adults	380	1,045	36.4%	35.0%	37.6%	50.5%
% of FP17s for Band 1 Urgent Courses	116	1,339	8.7%	10.8%	10.6%	9.1%
% of FP17s Relating to Free Repair or Replacements	15	1,339	1.1%	0.5%	0.6%	0.8%
% of FP17s Relating to Continuations	31	1,339	2.3%	0.9%	0.9%	1.3%
% of Patients satisfied with the dentistry they have received	4	4	N/A	89.2%	90.2%	93.2%
% of Patients satisfied with the time they had to wait for an appointment	4	4	N/A	81.5%	83.8%	89.0%

* This is based on patients treated on this contract for their most recent course of treatment. Figures in italics indicate the base number of FP17s or Patient Questionnaire responses are less than 100. N/A is shown where the base number of responses is less than 10 during the period. % is calculated as Quantity/Base number*100

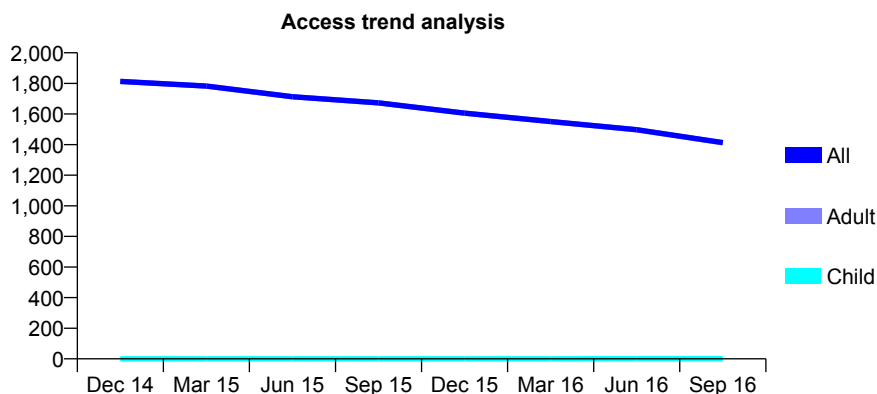
Q61 - Vital Signs At a Glance Contract Report for 215481/0001 - September 2016

Name or company name	MRS CK JONES
Contract type name	GDS Contract
Purpose of contract	General
Contract start date	01/04/2006
Contract end date	

16/17 Contracted general activity (UDA)	3,255
Carry forward general activity (UDA)	109
16/17 Contracted orthodontic activity (UOA)	0
Carry forward orthodontic activity (UOA)	0
Baseline contract value	£78,508.16

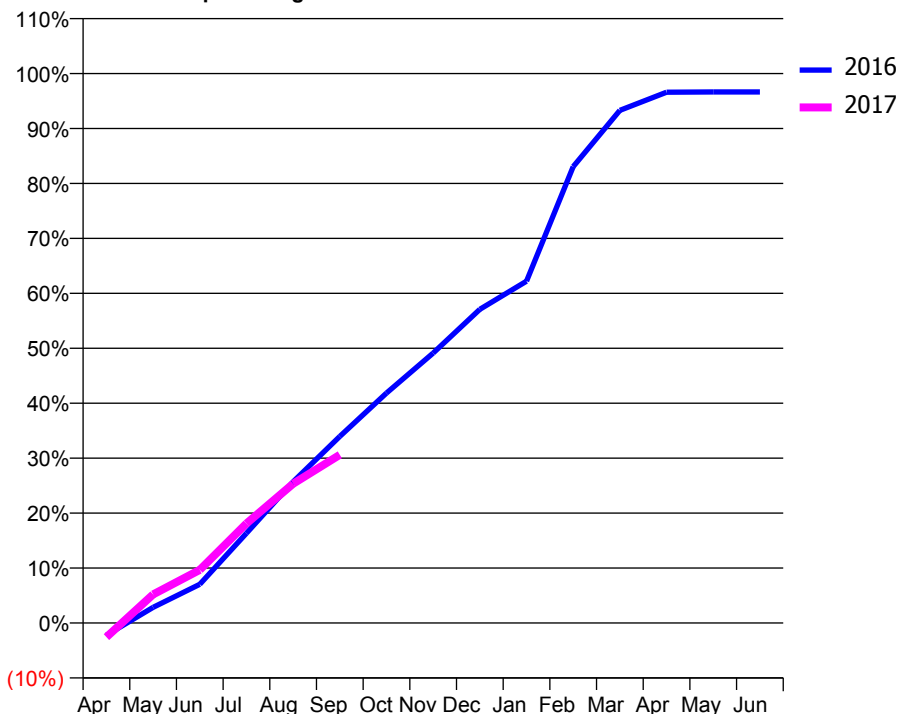
ACCESS*

Patients seen in 24 months	Total	Change since previous quarter
Quarter ending September 2015	1,673	
Quarter ending December 2015	1,606	↓
Quarter ending March 2016	1,551	↓
Quarter ending June 2016	1,498	↓
Quarter ending September 2016	1,413	↓
Variance since September 2015	(15.5%)	↓



ACTIVITY

Cumulative percentage of contracted UDA delivered 2016 & 2017



Month	Adjusted Scheduled Activity (UDA)	
	2016	2017
April	-73	-84
May	93	170
June	229	314
July	532	590
August	837	825
September	1,106	997
October	1,362	
November	1,599	
December	1,858	
January	2,025	
February	2,703	
March	3,037	
April	3,144	
May	3,146	
June	3,146	

QUALITY

	Quantity	Base Number	Contract	AT	Region	England
% of FP17s for the same patient ID Re-attending within 3 months - Children	0	3	0.0%	11.2%	11.8%	12.4%
% of FP17s for the same patient ID Re-attending within 3 months - Adults	72	661	10.9%	16.3%	17.1%	16.7%
% of FP17s for the same patient ID Re-attending between 3 & 9 months - Children	0	3	0.0%	41.5%	45.8%	57.4%
% of FP17s for the same patient ID Re-attending between 3 & 9 months - Adults	318	661	48.1%	35.0%	37.6%	50.5%
% of FP17s for Band 1 Urgent Courses	63	617	10.2%	10.8%	10.6%	9.1%
% of FP17s Relating to Free Repair or Replacements	4	617	0.6%	0.5%	0.6%	0.8%
% of FP17s Relating to Continuations	0	617	0.0%	0.9%	0.9%	1.3%
% of Patients satisfied with the dentistry they have received	1	1	N/A	89.2%	90.2%	93.2%
% of Patients satisfied with the time they had to wait for an appointment	1	1	N/A	81.5%	83.8%	89.0%

* This is based on patients treated on this contract for their most recent course of treatment. Figures in italics indicate the base number of FP17s or Patient Questionnaire responses are less than 100. N/A is shown where the base number of responses is less than 10 during the period. % is calculated as Quantity/Base number*100

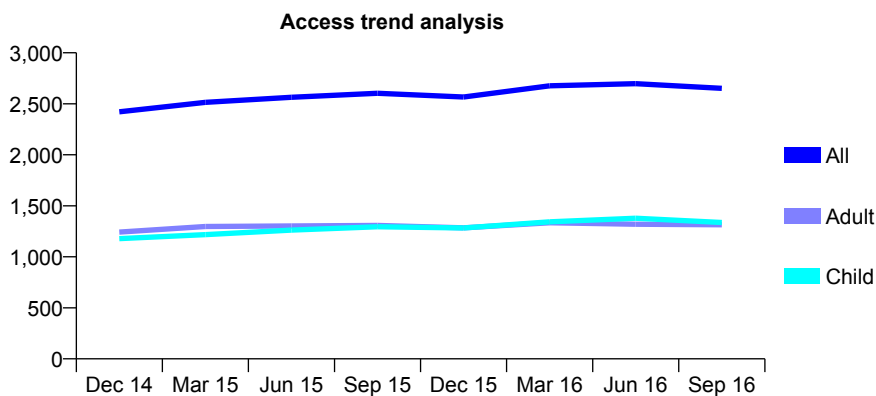
Q61 - Vital Signs At a Glance Contract Report for 221554/0001 - September 2016

Name or company name	MR NN PATEL
Contract type name	GDS Contract
Purpose of contract	General
Contract start date	01/04/2006
Contract end date	

16/17 Contracted general activity (UDA)	7,338
Carry forward general activity (UDA)	-147
16/17 Contracted orthodontic activity (UOA)	0
Carry forward orthodontic activity (UOA)	0
Baseline contract value	£232,689.29

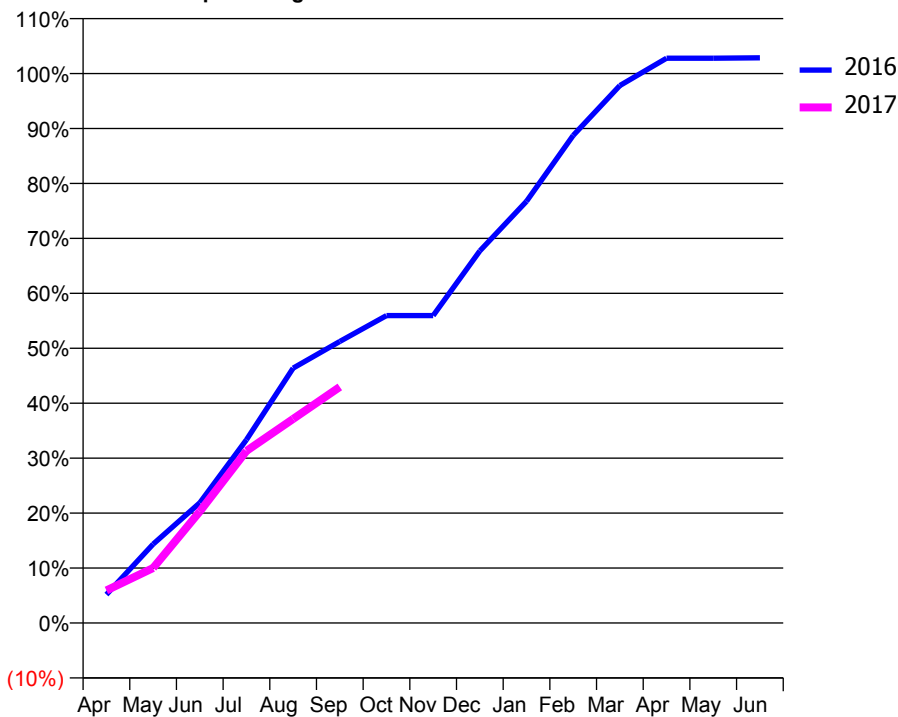
ACCESS*

Patients seen in 24 months	Total	Change since previous quarter
Quarter ending September 2015	2,603	
Quarter ending December 2015	2,567	↓
Quarter ending March 2016	2,677	↑
Quarter ending June 2016	2,698	→
Quarter ending September 2016	2,651	↓
Variance since September 2015	1.8%	→



ACTIVITY

Cumulative percentage of contracted UDA delivered 2016 & 2017



Month	Adjusted Scheduled Activity (UDA)	
	2016	2017
April	380	436
May	1,053	734
June	1,605	1,490
July	2,448	2,298
August	3,404	2,725
September	3,761	3,153
October	4,105	
November	4,105	
December	4,969	
January	5,632	
February	6,511	
March	7,176	
April	7,542	
May	7,542	
June	7,547	

QUALITY

	Quantity	Base Number	Contract	AT	Region	England
% of FP17s for the same patient ID Re-attending within 3 months - Children	110	951	11.6%	11.2%	11.8%	12.4%
% of FP17s for the same patient ID Re-attending within 3 months - Adults	82	676	12.1%	16.3%	17.1%	16.7%
% of FP17s for the same patient ID Re-attending between 3 & 9 months - Children	538	951	56.6%	41.5%	45.8%	57.4%
% of FP17s for the same patient ID Re-attending between 3 & 9 months - Adults	297	676	43.9%	35.0%	37.6%	50.5%
% of FP17s for Band 1 Urgent Courses	92	1,178	7.8%	10.8%	10.6%	9.1%
% of FP17s Relating to Free Repair or Replacements	1	1,178	0.1%	0.5%	0.6%	0.8%
% of FP17s Relating to Continuations	4	1,178	0.3%	0.9%	0.9%	1.3%
% of Patients satisfied with the dentistry they have received	1	2	N/A	89.2%	90.2%	93.2%
% of Patients satisfied with the time they had to wait for an appointment	1	2	N/A	81.5%	83.8%	89.0%

* This is based on patients treated on this contract for their most recent course of treatment. Figures in italics indicate the base number of FP17s or Patient Questionnaire responses are less than 100. N/A is shown where the base number of responses is less than 10 during the period. % is calculated as Quantity/Base number*100

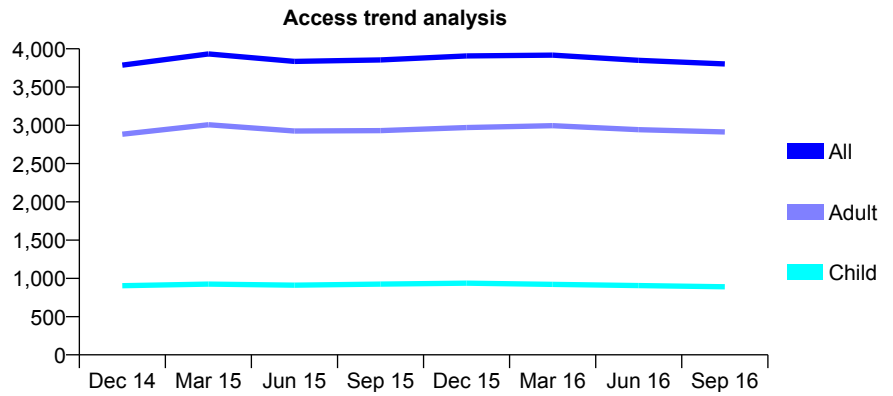
Q61 - Vital Signs At a Glance Contract Report for 229210/0001 - September 2016

Name or company name	MR SM MUGHAL
Contract type name	GDS Contract
Purpose of contract	General
Contract start date	01/04/2006
Contract end date	

16/17 Contracted general activity (UDA)	12,135
Carry forward general activity (UDA)	34
16/17 Contracted orthodontic activity (UOA)	0
Carry forward orthodontic activity (UOA)	0
Baseline contract value	£293,232.49

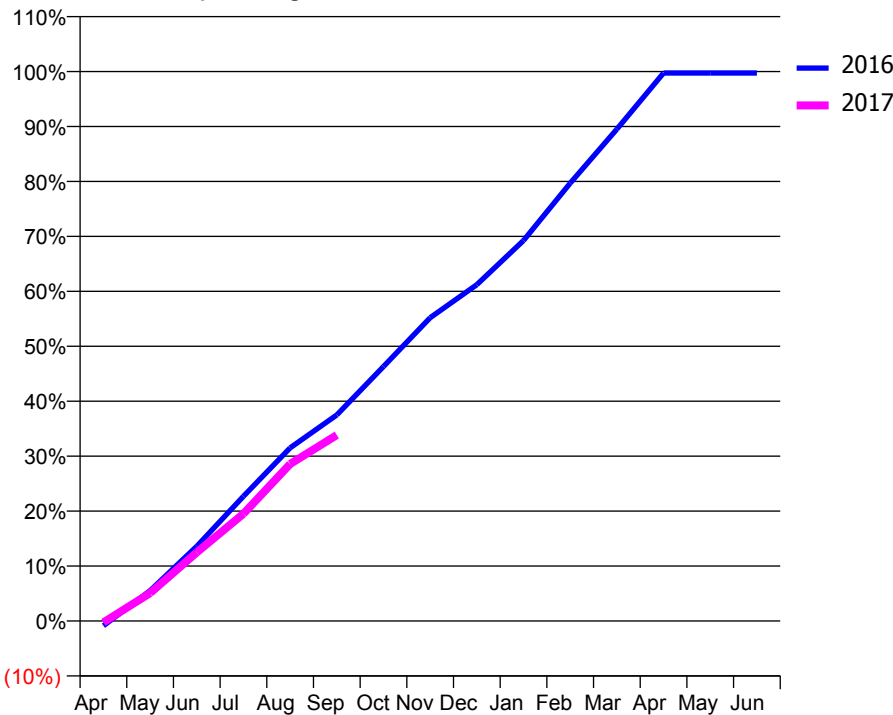
ACCESS*

Patients seen in 24 months	Total	Change since previous quarter
Quarter ending September 2015	3,855	
Quarter ending December 2015	3,907	→
Quarter ending March 2016	3,918	→
Quarter ending June 2016	3,849	↓
Quarter ending September 2016	3,802	↓
Variance since September 2015	(1.4%)	↓



ACTIVITY

Cumulative percentage of contracted UDA delivered 2016 & 2017



Month	Adjusted Scheduled Activity (UDA)	
	2016	2017
April	-108	-34
May	669	617
June	1,650	1,515
July	2,754	2,368
August	3,823	3,468
September	4,551	4,108
October	5,619	
November	6,699	
December	7,428	
January	8,404	
February	9,669	
March	10,862	
April	12,101	
May	12,101	
June	12,101	

QUALITY

	Quantity	Base Number	Contract	AT	Region	England
% of FP17s for the same patient ID Re-attending within 3 months - Children	50	431	11.6%	11.2%	11.8%	12.4%
% of FP17s for the same patient ID Re-attending within 3 months - Adults	205	1,440	14.2%	16.3%	17.1%	16.7%
% of FP17s for the same patient ID Re-attending between 3 & 9 months - Children	138	431	32.0%	41.5%	45.8%	57.4%
% of FP17s for the same patient ID Re-attending between 3 & 9 months - Adults	478	1,440	33.2%	35.0%	37.6%	50.5%
% of FP17s for Band 1 Urgent Courses	154	1,465	10.5%	10.8%	10.6%	9.1%
% of FP17s Relating to Free Repair or Replacements	0	1,465	0.0%	0.5%	0.6%	0.8%
% of FP17s Relating to Continuations	10	1,465	0.7%	0.9%	0.9%	1.3%
% of Patients satisfied with the dentistry they have received	0	1	N/A	89.2%	90.2%	93.2%
% of Patients satisfied with the time they had to wait for an appointment	1	1	N/A	81.5%	83.8%	89.0%

* This is based on patients treated on this contract for their most recent course of treatment. Figures in italics indicate the base number of FP17s or Patient Questionnaire responses are less than 100. N/A is shown where the base number of responses is less than 10 during the period. % is calculated as Quantity/Base number*100

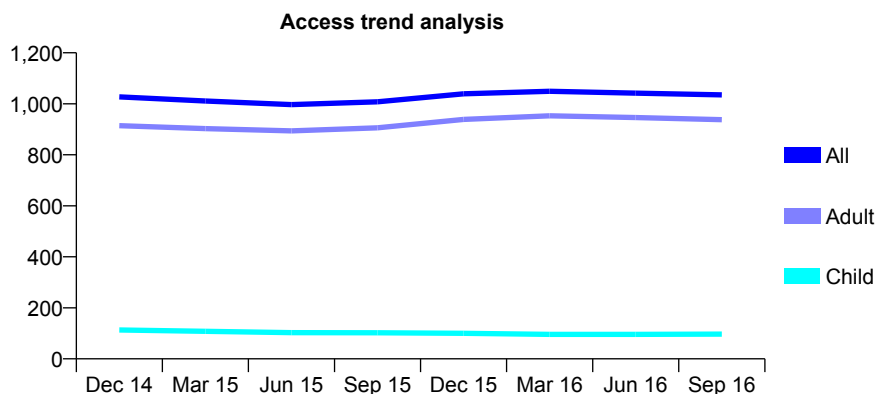
Q61 - Vital Signs At a Glance Contract Report for 230480/0001 - September 2016

Name or company name	MR K SHAH
Contract type name	GDS Contract
Purpose of contract	General
Contract start date	01/04/2006
Contract end date	

16/17 Contracted general activity (UDA)	3,482
Carry forward general activity (UDA)	7
16/17 Contracted orthodontic activity (UOA)	0
Carry forward orthodontic activity (UOA)	0
Baseline contract value	£101,210.89

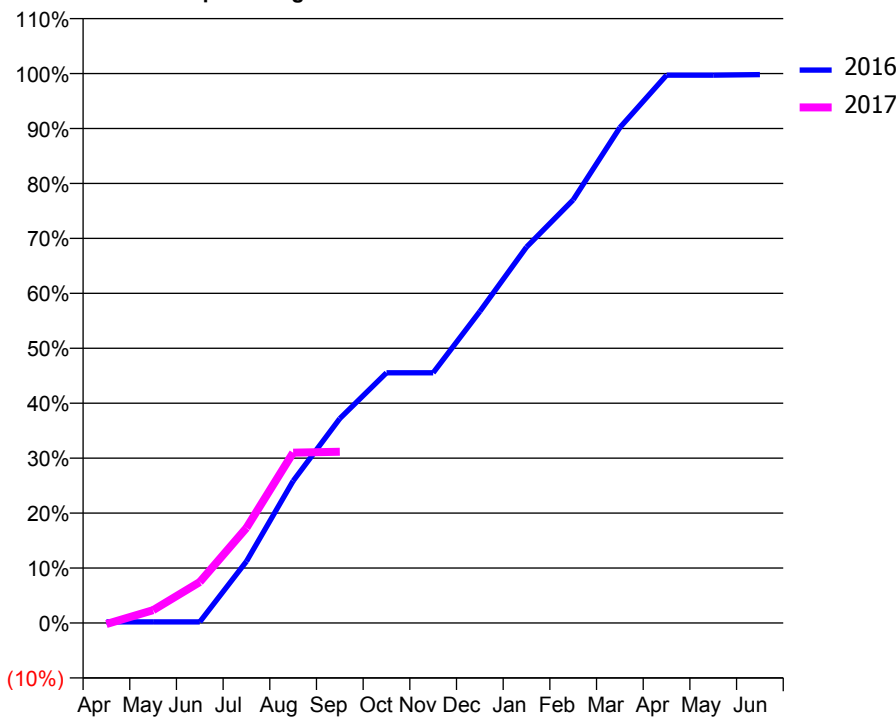
ACCESS*

Patients seen in 24 months	Total	Change since previous quarter
Quarter ending September 2015	1,008	
Quarter ending December 2015	1,039	↑
Quarter ending March 2016	1,049	→
Quarter ending June 2016	1,042	→
Quarter ending September 2016	1,035	→
Variance since September 2015	2.7%	↑



ACTIVITY

Cumulative percentage of contracted UDA delivered 2016 & 2017



Month	Adjusted Scheduled Activity (UDA)	
	2016	2017
April	7	-7
May	7	81
June	7	260
July	390	603
August	901	1,079
September	1,296	1,085
October	1,585	
November	1,585	
December	1,974	
January	2,382	
February	2,682	
March	3,140	
April	3,472	
May	3,472	
June	3,475	

QUALITY

	Quantity	Base Number	Contract	AT	Region	England
% of FP17s for the same patient ID Re-attending within 3 months - Children	2	42	4.8%	11.2%	11.8%	12.4%
% of FP17s for the same patient ID Re-attending within 3 months - Adults	21	305	6.9%	16.3%	17.1%	16.7%
% of FP17s for the same patient ID Re-attending between 3 & 9 months - Children	12	42	28.6%	41.5%	45.8%	57.4%
% of FP17s for the same patient ID Re-attending between 3 & 9 months - Adults	90	305	29.5%	35.0%	37.6%	50.5%
% of FP17s for Band 1 Urgent Courses	12	281	4.3%	10.8%	10.6%	9.1%
% of FP17s Relating to Free Repair or Replacements	0	281	0.0%	0.5%	0.6%	0.8%
% of FP17s Relating to Continuations	0	281	0.0%	0.9%	0.9%	1.3%
% of Patients satisfied with the dentistry they have received	1	1	N/A	89.2%	90.2%	93.2%
% of Patients satisfied with the time they had to wait for an appointment	1	1	N/A	81.5%	83.8%	89.0%

* This is based on patients treated on this contract for their most recent course of treatment. Figures in italics indicate the base number of FP17s or Patient Questionnaire responses are less than 100. N/A is shown where the base number of responses is less than 10 during the period. % is calculated as Quantity/Base number*100

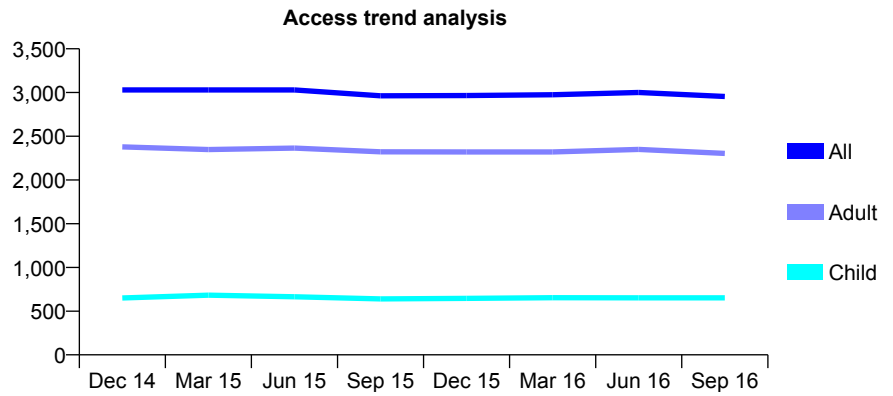
Q61 - Vital Signs At a Glance Contract Report for 232815/0001 - September 2016

Name or company name	MR HS GOUW
Contract type name	GDS Contract
Purpose of contract	General
Contract start date	01/04/2006
Contract end date	

16/17 Contracted general activity (UDA)	9,434
Carry forward general activity (UDA)	0
16/17 Contracted orthodontic activity (UOA)	0
Carry forward orthodontic activity (UOA)	0
Baseline contract value	£236,755.01

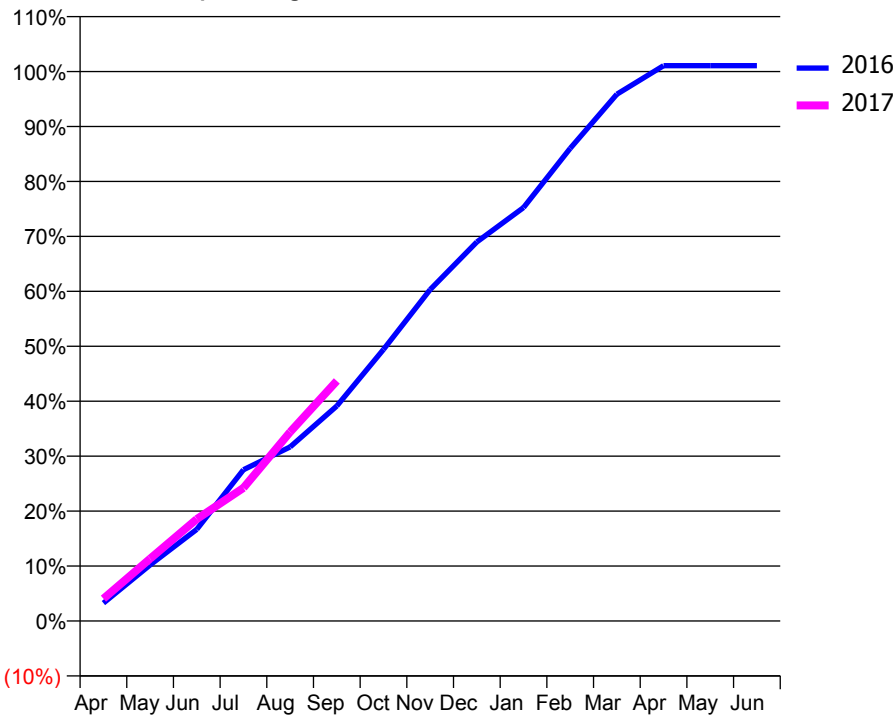
ACCESS*

Patients seen in 24 months	Total	Change since previous quarter
Quarter ending September 2015	2,962	
Quarter ending December 2015	2,966	→
Quarter ending March 2016	2,975	→
Quarter ending June 2016	3,001	→
Quarter ending September 2016	2,955	↓
Variance since September 2015	(0.2%)	→



ACTIVITY

Cumulative percentage of contracted UDA delivered 2016 & 2017



Month	Adjusted Scheduled Activity (UDA)	
	2016	2017
April	309	384
May	964	1,070
June	1,575	1,750
July	2,598	2,287
August	2,989	3,246
September	3,691	4,121
October	4,661	
November	5,690	
December	6,508	
January	7,097	
February	8,114	
March	9,043	
April	9,534	
May	9,535	
June	9,535	

QUALITY

	Quantity	Base Number	Contract	AT	Region	England
% of FP17s for the same patient ID Re-attending within 3 months - Children	25	342	7.3%	11.2%	11.8%	12.4%
% of FP17s for the same patient ID Re-attending within 3 months - Adults	178	1,221	14.6%	16.3%	17.1%	16.7%
% of FP17s for the same patient ID Re-attending between 3 & 9 months - Children	120	342	35.1%	41.5%	45.8%	57.4%
% of FP17s for the same patient ID Re-attending between 3 & 9 months - Adults	338	1,221	27.7%	35.0%	37.6%	50.5%
% of FP17s for Band 1 Urgent Courses	166	1,425	11.6%	10.8%	10.6%	9.1%
% of FP17s Relating to Free Repair or Replacements	0	1,425	0.0%	0.5%	0.6%	0.8%
% of FP17s Relating to Continuations	0	1,425	0.0%	0.9%	0.9%	1.3%
% of Patients satisfied with the dentistry they have received	0	0	N/A	89.2%	90.2%	93.2%
% of Patients satisfied with the time they had to wait for an appointment	0	0	N/A	81.5%	83.8%	89.0%

* This is based on patients treated on this contract for their most recent course of treatment. Figures in italics indicate the base number of FP17s or Patient Questionnaire responses are less than 100. N/A is shown where the base number of responses is less than 10 during the period. % is calculated as Quantity/Base number*100

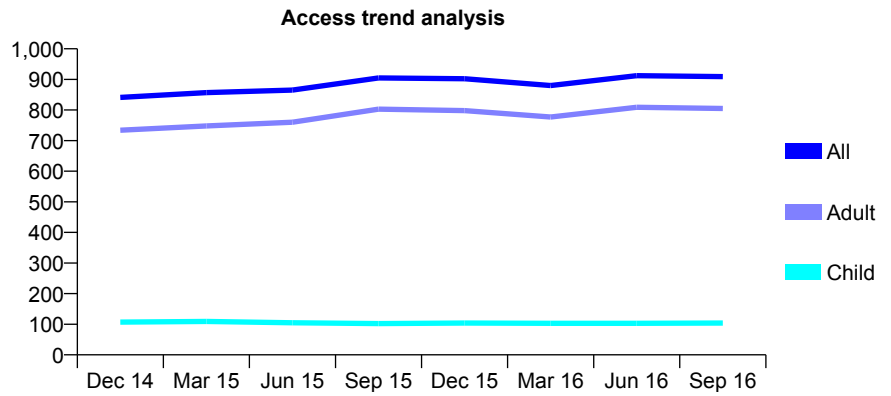
Q61 - Vital Signs At a Glance Contract Report for 233439/0001 - September 2016

Name or company name	MR MA CONNELL
Contract type name	GDS Contract
Purpose of contract	General
Contract start date	01/04/2006
Contract end date	

16/17 Contracted general activity (UDA)	4,281
Carry forward general activity (UDA)	80
16/17 Contracted orthodontic activity (UOA)	0
Carry forward orthodontic activity (UOA)	0
Baseline contract value	£119,211.02

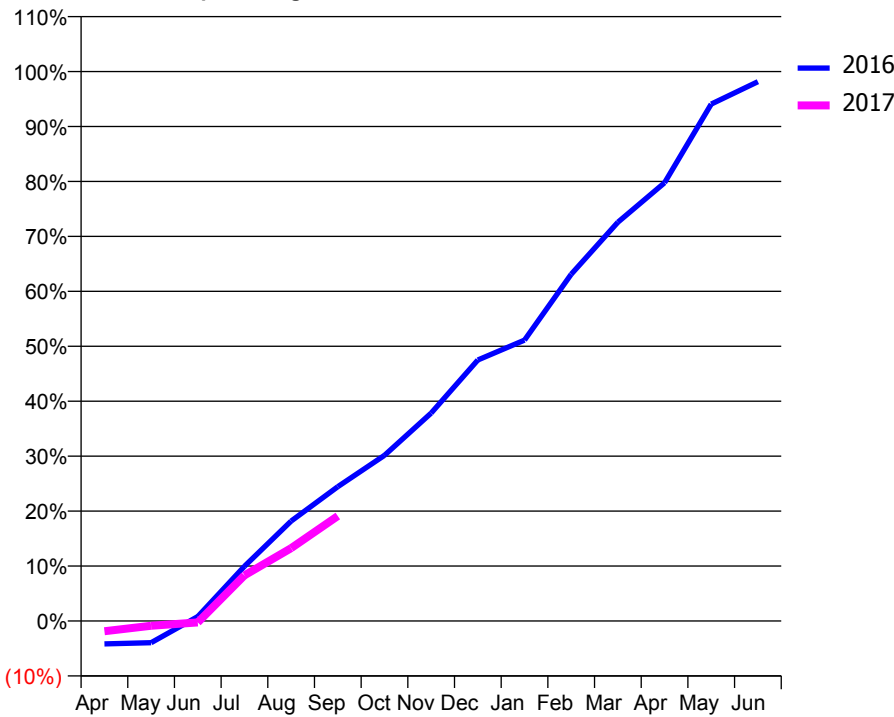
ACCESS*

Patients seen in 24 months	Total	Change since previous quarter
Quarter ending September 2015	905	
Quarter ending December 2015	902	→
Quarter ending March 2016	880	↓
Quarter ending June 2016	912	↑
Quarter ending September 2016	909	→
Variance since September 2015	0.4%	→



ACTIVITY

Cumulative percentage of contracted UDA delivered 2016 & 2017



Month	2016	2017
April	-179	-80
May	-170	-38
June	34	-12
July	427	355
August	779	568
September	1,047	818
October	1,290	
November	1,620	
December	2,034	
January	2,189	
February	2,702	
March	3,107	
April	3,414	
May	4,027	
June	4,201	

QUALITY

	Quantity	Base Number	Contract	AT	Region	England
% of FP17s for the same patient ID Re-attending within 3 months - Children	1	61	1.6%	11.2%	11.8%	12.4%
% of FP17s for the same patient ID Re-attending within 3 months - Adults	41	431	9.5%	16.3%	17.1%	16.7%
% of FP17s for the same patient ID Re-attending between 3 & 9 months - Children	23	61	37.7%	41.5%	45.8%	57.4%
% of FP17s for the same patient ID Re-attending between 3 & 9 months - Adults	183	431	42.5%	35.0%	37.6%	50.5%
% of FP17s for Band 1 Urgent Courses	5	249	2.0%	10.8%	10.6%	9.1%
% of FP17s Relating to Free Repair or Replacements	2	249	0.8%	0.5%	0.6%	0.8%
% of FP17s Relating to Continuations	6	249	2.4%	0.9%	0.9%	1.3%
% of Patients satisfied with the dentistry they have received	2	2	N/A	89.2%	90.2%	93.2%
% of Patients satisfied with the time they had to wait for an appointment	2	2	N/A	81.5%	83.8%	89.0%

* This is based on patients treated on this contract for their most recent course of treatment. Figures in italics indicate the base number of FP17s or Patient Questionnaire responses are less than 100. N/A is shown where the base number of responses is less than 10 during the period. % is calculated as Quantity/Base number*100

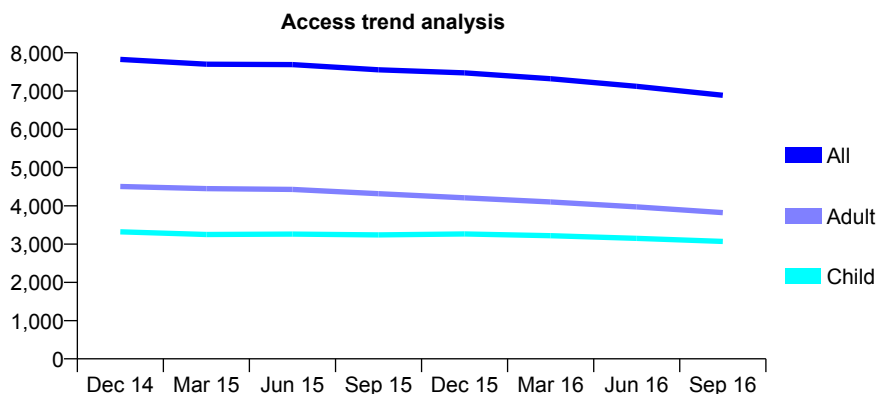
Q61 - Vital Signs At a Glance Contract Report for 234125/0001 - September 2016

Name or company name	MR NI AMIN
Contract type name	GDS Contract
Purpose of contract	General and Orthodontic
Contract start date	01/04/2006
Contract end date	

16/17 Contracted general activity (UDA)	16,536
Carry forward general activity (UDA)	0
16/17 Contracted orthodontic activity (UOA)	823
Carry forward orthodontic activity (UOA)	0
Baseline contract value	£536,807.43

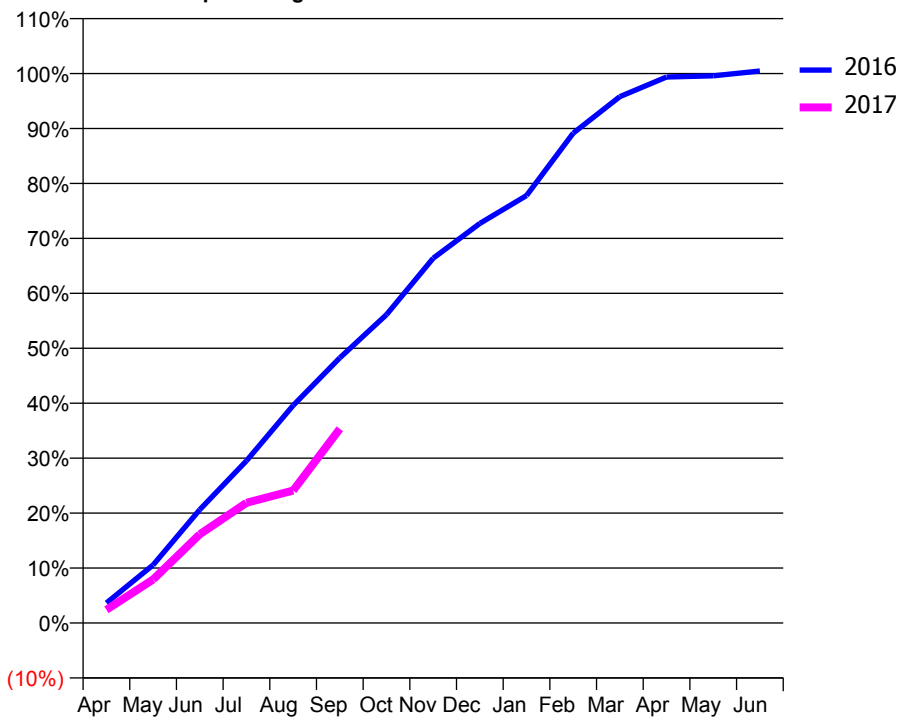
ACCESS*

Patients seen in 24 months	Total	Change since previous quarter
Quarter ending September 2015	7,557	
Quarter ending December 2015	7,476	↓
Quarter ending March 2016	7,321	↓
Quarter ending June 2016	7,124	↓
Quarter ending September 2016	6,891	↓
Variance since September 2015	(8.8%)	↓



ACTIVITY

Cumulative percentage of contracted UDA delivered 2016 & 2017



Adjusted Scheduled Activity (UDA)

Month	2016	2017
April	604	399
May	1,749	1,310
June	3,414	2,672
July	4,882	3,618
August	6,548	3,988
September	7,978	5,846
October	9,281	
November	10,977	
December	12,025	
January	12,862	
February	14,741	
March	15,839	
April	16,429	
May	16,468	
June	16,610	

QUALITY

	Quantity	Base Number	Contract	AT	Region	England
% of FP17s for the same patient ID Re-attending within 3 months - Children	114	1,538	7.4%	11.2%	11.8%	12.4%
% of FP17s for the same patient ID Re-attending within 3 months - Adults	254	1,742	14.6%	16.3%	17.1%	16.7%
% of FP17s for the same patient ID Re-attending between 3 & 9 months - Children	643	1,538	41.8%	41.5%	45.8%	57.4%
% of FP17s for the same patient ID Re-attending between 3 & 9 months - Adults	629	1,742	36.1%	35.0%	37.6%	50.5%
% of FP17s for Band 1 Urgent Courses	242	2,552	9.5%	10.8%	10.6%	9.1%
% of FP17s Relating to Free Repair or Replacements	16	2,552	0.6%	0.5%	0.6%	0.8%
% of FP17s Relating to Continuations	10	2,552	0.4%	0.9%	0.9%	1.3%
% of Patients satisfied with the dentistry they have received	3	4	N/A	89.2%	90.2%	93.2%
% of Patients satisfied with the time they had to wait for an appointment	2	4	N/A	81.5%	83.8%	89.0%

* This is based on patients treated on this contract for their most recent course of treatment. Figures in italics indicate the base number of FP17s or Patient Questionnaire responses are less than 100. N/A is shown where the base number of responses is less than 10 during the period. % is calculated as Quantity/Base number*100

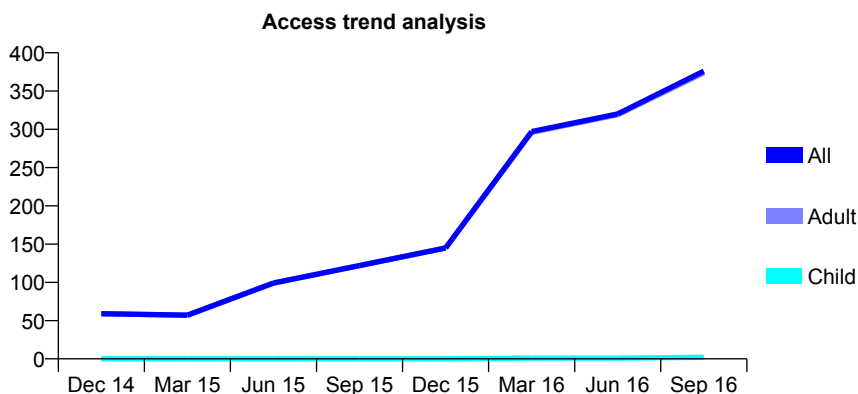
Q61 - Vital Signs At a Glance Contract Report for 234125/0003 - September 2016

Name or company name	MR NI AMIN
Contract type name	PDS Contract
Purpose of contract	General
Contract start date	01/04/2014
Contract end date	31/03/2017

16/17 Contracted general activity (UDA)	900
Carry forward general activity (UDA)	-18
16/17 Contracted orthodontic activity (UOA)	0
Carry forward orthodontic activity (UOA)	0
Baseline contract value	£55,988.37

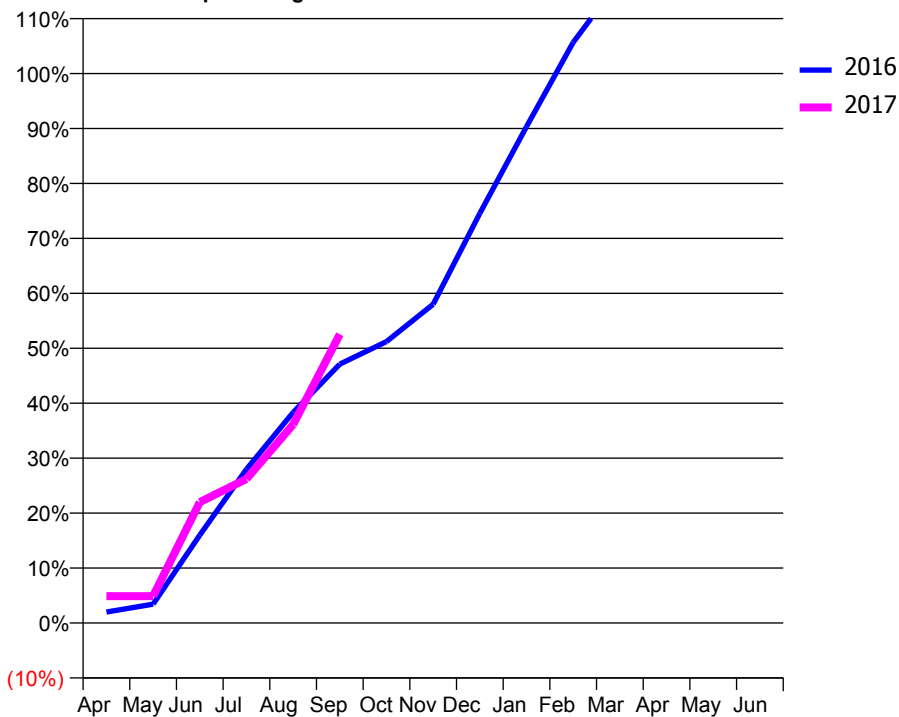
ACCESS*

Patients seen in 24 months	Total	Change since previous quarter
Quarter ending September 2015	122	
Quarter ending December 2015	145	↑
Quarter ending March 2016	297	↑
Quarter ending June 2016	320	↑
Quarter ending September 2016	376	↑
Variance since September 2015	208.2%	↑



ACTIVITY

Cumulative percentage of contracted UDA delivered 2016 & 2017



Month	Adjusted Scheduled Activity (UDA)	
	2016	2017
April	18	44
May	31	44
June	144	198
July	252	236
August	345	325
September	424	473
October	461	
November	522	
December	671	
January	813	
February	951	
March	1,053	
April	1,223	
May	1,223	
June	1,223	

QUALITY

	Quantity	Base Number	Contract	AT	Region	England
% of FP17s for the same patient ID Re-attending within 3 months - Children	0	2	0.0%	11.2%	11.8%	12.4%
% of FP17s for the same patient ID Re-attending within 3 months - Adults	1	240	0.4%	16.3%	17.1%	16.7%
% of FP17s for the same patient ID Re-attending between 3 & 9 months - Children	0	2	0.0%	41.5%	45.8%	57.4%
% of FP17s for the same patient ID Re-attending between 3 & 9 months - Adults	2	240	0.8%	35.0%	37.6%	50.5%
% of FP17s for Band 1 Urgent Courses	0	177	0.0%	10.8%	10.6%	9.1%
% of FP17s Relating to Free Repair or Replacements	0	177	0.0%	0.5%	0.6%	0.8%
% of FP17s Relating to Continuations	0	177	0.0%	0.9%	0.9%	1.3%
% of Patients satisfied with the dentistry they have received	0	0	N/A	89.2%	90.2%	93.2%
% of Patients satisfied with the time they had to wait for an appointment	0	0	N/A	81.5%	83.8%	89.0%

* This is based on patients treated on this contract for their most recent course of treatment. Figures in italics indicate the base number of FP17s or Patient Questionnaire responses are less than 100. N/A is shown where the base number of responses is less than 10 during the period. % is calculated as Quantity/Base number*100

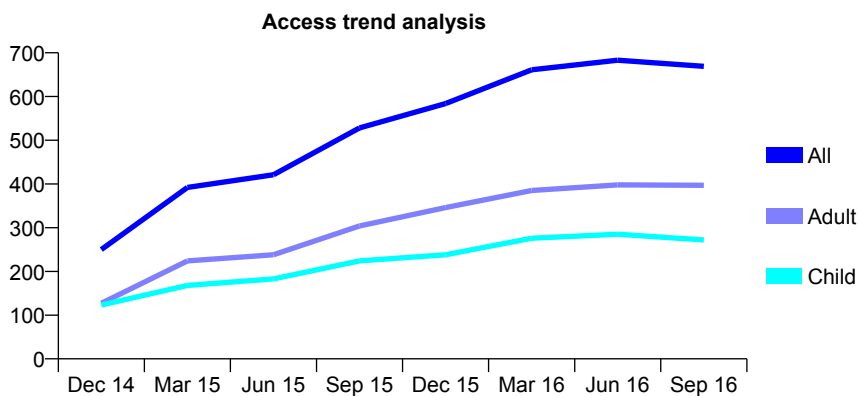
Q61 - Vital Signs At a Glance Contract Report for 237159/0002 - September 2016

Name or company name	MR HJ PAY
Contract type name	GDS Contract
Purpose of contract	General
Contract start date	01/05/2014
Contract end date	

16/17 Contracted general activity (UDA)	1,345
Carry forward general activity (UDA)	8
16/17 Contracted orthodontic activity (UOA)	0
Carry forward orthodontic activity (UOA)	0
Baseline contract value	£39,311.06

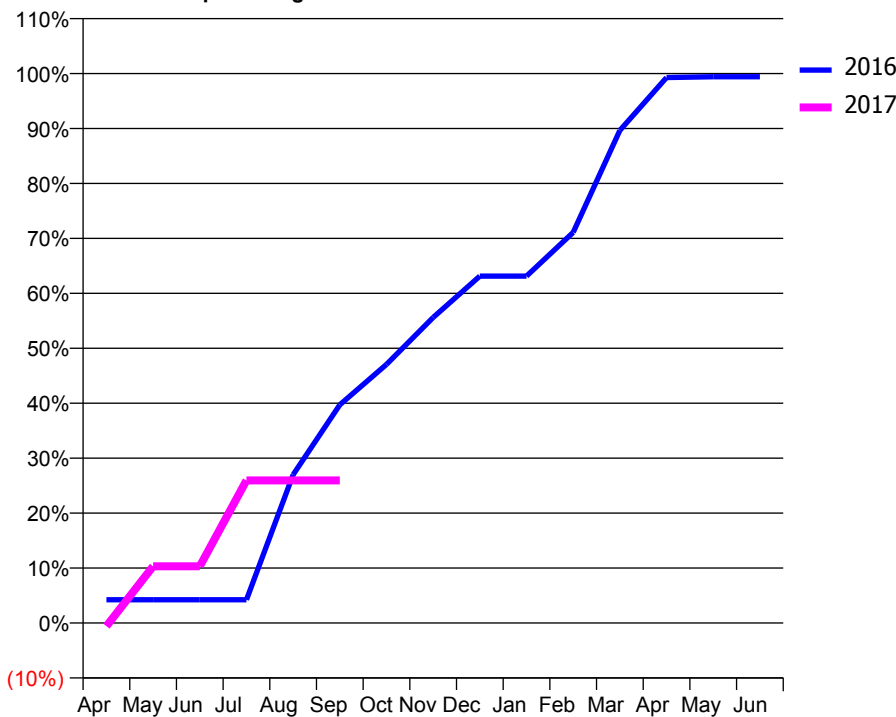
ACCESS*

Patients seen in 24 months	Total	Change since previous quarter
Quarter ending September 2015	528	
Quarter ending December 2015	584	↑
Quarter ending March 2016	661	↑
Quarter ending June 2016	683	↑
Quarter ending September 2016	669	↓
Variance since September 2015	26.7%	↑



ACTIVITY

Cumulative percentage of contracted UDA delivered 2016 & 2017



Adjusted Scheduled Activity (UDA)

Month	2016	2017
April	57	-8
May	57	139
June	57	139
July	57	349
August	363	349
September	534	349
October	633	
November	748	
December	849	
January	849	
February	956	
March	1,206	
April	1,335	
May	1,337	
June	1,337	

QUALITY

	Quantity	Base Number	Contract	AT	Region	England
% of FP17s for the same patient ID Re-attending within 3 months - Children	15	128	11.7%	11.2%	11.8%	12.4%
% of FP17s for the same patient ID Re-attending within 3 months - Adults	4	125	3.2%	16.3%	17.1%	16.7%
% of FP17s for the same patient ID Re-attending between 3 & 9 months - Children	51	128	39.8%	41.5%	45.8%	57.4%
% of FP17s for the same patient ID Re-attending between 3 & 9 months - Adults	38	125	30.4%	35.0%	37.6%	50.5%
% of FP17s for Band 1 Urgent Courses	0	194	0.0%	10.8%	10.6%	9.1%
% of FP17s Relating to Free Repair or Replacements	0	194	0.0%	0.5%	0.6%	0.8%
% of FP17s Relating to Continuations	0	194	0.0%	0.9%	0.9%	1.3%
% of Patients satisfied with the dentistry they have received	5	6	N/A	89.2%	90.2%	93.2%
% of Patients satisfied with the time they had to wait for an appointment	6	6	N/A	81.5%	83.8%	89.0%

* This is based on patients treated on this contract for their most recent course of treatment. Figures in italics indicate the base number of FP17s or Patient Questionnaire responses are less than 100. N/A is shown where the base number of responses is less than 10 during the period. % is calculated as Quantity/Base number*100

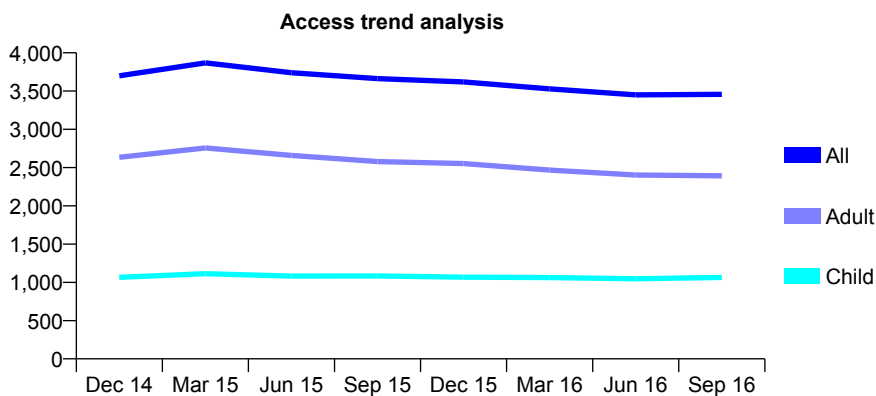
Q61 - Vital Signs At a Glance Contract Report for 238627/0001 - September 2016

Name or company name	Mr Bernard Weinbaum
Contract type name	GDS Contract
Purpose of contract	General
Contract start date	01/04/2006
Contract end date	

16/17 Contracted general activity (UDA)	6,804
Carry forward general activity (UDA)	-42
16/17 Contracted orthodontic activity (UOA)	0
Carry forward orthodontic activity (UOA)	0
Baseline contract value	£186,806.06

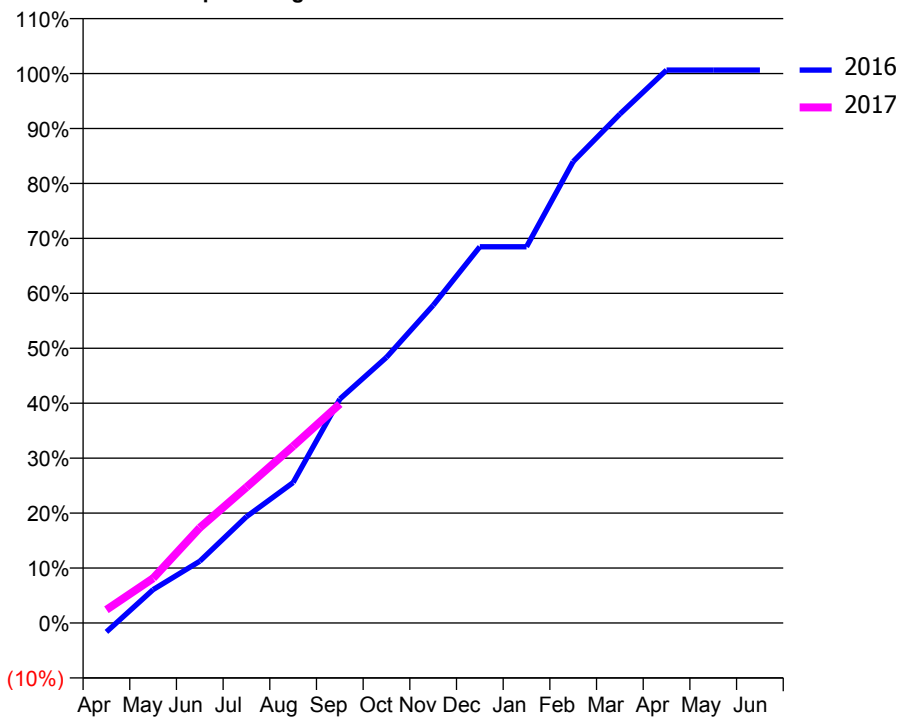
ACCESS*

Patients seen in 24 months	Total	Change since previous quarter
Quarter ending September 2015	3,662	
Quarter ending December 2015	3,619	↓
Quarter ending March 2016	3,529	↓
Quarter ending June 2016	3,450	↓
Quarter ending September 2016	3,457	→
Variance since September 2015	(5.6%)	↓



ACTIVITY

Cumulative percentage of contracted UDA delivered 2016 & 2017



Adjusted Scheduled Activity (UDA)

Month	2016	2017
April	-112	164
May	414	554
June	766	1,180
July	1,317	1,681
August	1,739	2,190
September	2,774	2,712
October	3,290	
November	3,933	
December	4,659	
January	4,659	
February	5,714	
March	6,302	
April	6,846	
May	6,846	
June	6,846	

QUALITY

	Quantity	Base Number	Contract	AT	Region	England
% of FP17s for the same patient ID Re-attending within 3 months - Children	43	555	7.7%	11.2%	11.8%	12.4%
% of FP17s for the same patient ID Re-attending within 3 months - Adults	136	1,061	12.8%	16.3%	17.1%	16.7%
% of FP17s for the same patient ID Re-attending between 3 & 9 months - Children	180	555	32.4%	41.5%	45.8%	57.4%
% of FP17s for the same patient ID Re-attending between 3 & 9 months - Adults	263	1,061	24.8%	35.0%	37.6%	50.5%
% of FP17s for Band 1 Urgent Courses	127	1,377	9.2%	10.8%	10.6%	9.1%
% of FP17s Relating to Free Repair or Replacements	3	1,377	0.2%	0.5%	0.6%	0.8%
% of FP17s Relating to Continuations	30	1,377	2.2%	0.9%	0.9%	1.3%
% of Patients satisfied with the dentistry they have received	2	2	N/A	89.2%	90.2%	93.2%
% of Patients satisfied with the time they had to wait for an appointment	2	2	N/A	81.5%	83.8%	89.0%

* This is based on patients treated on this contract for their most recent course of treatment. Figures in italics indicate the base number of FP17s or Patient Questionnaire responses are less than 100. N/A is shown where the base number of responses is less than 10 during the period. % is calculated as Quantity/Base number*100

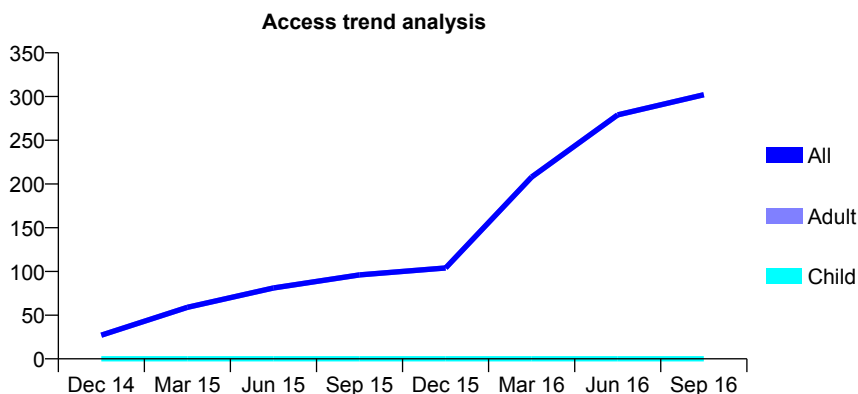
Q61 - Vital Signs At a Glance Contract Report for 238627/0010 - September 2016

Name or company name	MR D FREEDMAN
Contract type name	PDS Contract
Purpose of contract	General
Contract start date	01/04/2014
Contract end date	31/03/2017

16/17 Contracted general activity (UDA)	900
Carry forward general activity (UDA)	0
16/17 Contracted orthodontic activity (UOA)	0
Carry forward orthodontic activity (UOA)	0
Baseline contract value	£46,656.98

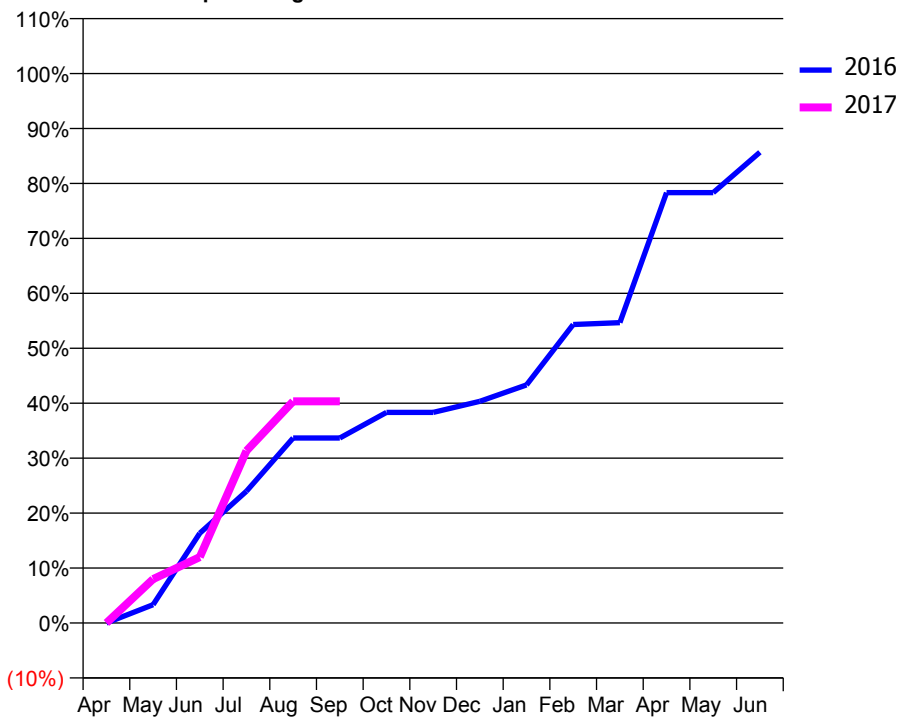
ACCESS*

Patients seen in 24 months	Total	Change since previous quarter
Quarter ending September 2015	96	
Quarter ending December 2015	104	↑
Quarter ending March 2016	208	↑
Quarter ending June 2016	279	↑
Quarter ending September 2016	302	↑
Variance since September 2015	214.6%	↑



ACTIVITY

Cumulative percentage of contracted UDA delivered 2016 & 2017



Month	Adjusted Scheduled Activity (UDA)	
	2016	2017
April	0	0
May	30	72
June	147	108
July	216	282
August	303	363
September	303	363
October	345	
November	345	
December	363	
January	390	
February	489	
March	492	
April	705	
May	705	
June	771	

QUALITY

	Quantity	Base Number	Contract	AT	Region	England
% of FP17s for the same patient ID Re-attending within 3 months - Children	0	0	N/A	11.2%	11.8%	12.4%
% of FP17s for the same patient ID Re-attending within 3 months - Adults	32	214	15.0%	16.3%	17.1%	16.7%
% of FP17s for the same patient ID Re-attending between 3 & 9 months - Children	0	0	N/A	41.5%	45.8%	57.4%
% of FP17s for the same patient ID Re-attending between 3 & 9 months - Adults	0	214	0.0%	35.0%	37.6%	50.5%
% of FP17s for Band 1 Urgent Courses	0	121	0.0%	10.8%	10.6%	9.1%
% of FP17s Relating to Free Repair or Replacements	0	121	0.0%	0.5%	0.6%	0.8%
% of FP17s Relating to Continuations	0	121	0.0%	0.9%	0.9%	1.3%
% of Patients satisfied with the dentistry they have received	0	0	N/A	89.2%	90.2%	93.2%
% of Patients satisfied with the time they had to wait for an appointment	0	0	N/A	81.5%	83.8%	89.0%

* This is based on patients treated on this contract for their most recent course of treatment. Figures in italics indicate the base number of FP17s or Patient Questionnaire responses are less than 100. N/A is shown where the base number of responses is less than 10 during the period. % is calculated as Quantity/Base number*100

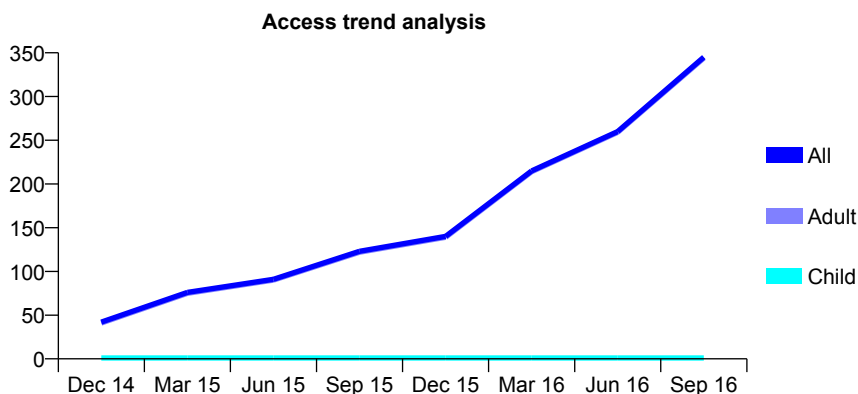
Q61 - Vital Signs At a Glance Contract Report for 238627/0011 - September 2016

Name or company name	MR D FREEDMAN
Contract type name	PDS Contract
Purpose of contract	General
Contract start date	01/04/2014
Contract end date	31/03/2017

16/17 Contracted general activity (UDA)	900
Carry forward general activity (UDA)	0
16/17 Contracted orthodontic activity (UOA)	0
Carry forward orthodontic activity (UOA)	0
Baseline contract value	£55,988.37

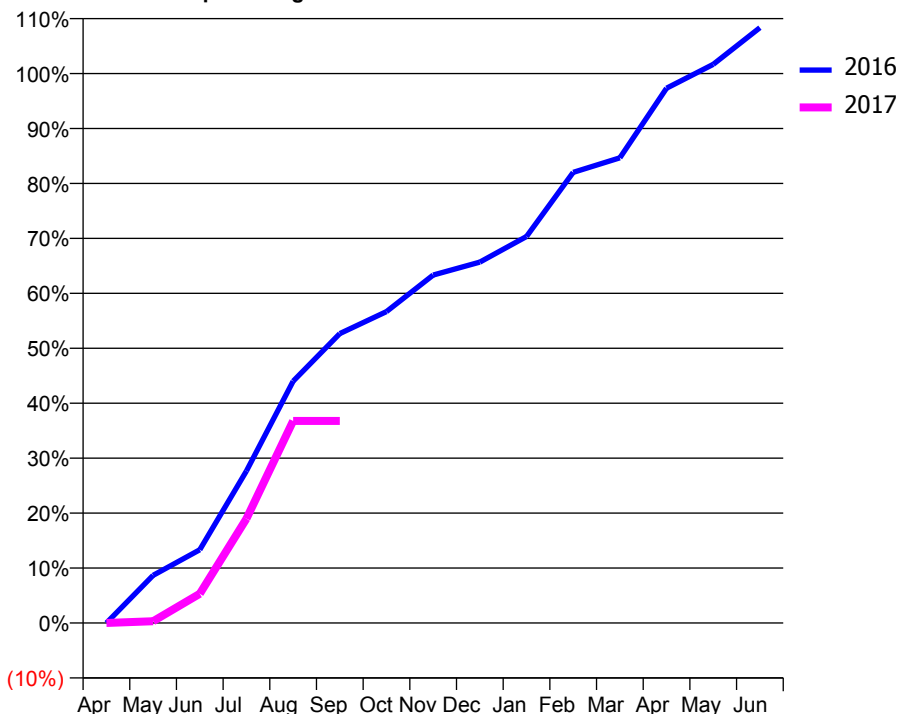
ACCESS*

Patients seen in 24 months	Total	Change since previous quarter
Quarter ending September 2015	123	
Quarter ending December 2015	140	↑
Quarter ending March 2016	215	↑
Quarter ending June 2016	260	↑
Quarter ending September 2016	345	↑
Variance since September 2015	180.5%	↑



ACTIVITY

Cumulative percentage of contracted UDA delivered 2016 & 2017



Month	Adjusted Scheduled Activity (UDA)	
	2016	2017
April	0	0
May	78	3
June	120	48
July	249	171
August	396	331
September	474	331
October	510	
November	570	
December	591	
January	633	
February	738	
March	762	
April	876	
May	915	
June	975	

QUALITY

	Quantity	Base Number	Contract	AT	Region	England
% of FP17s for the same patient ID Re-attending within 3 months - Children	0	0	N/A	11.2%	11.8%	12.4%
% of FP17s for the same patient ID Re-attending within 3 months - Adults	3	182	1.6%	16.3%	17.1%	16.7%
% of FP17s for the same patient ID Re-attending between 3 & 9 months - Children	0	0	N/A	41.5%	45.8%	57.4%
% of FP17s for the same patient ID Re-attending between 3 & 9 months - Adults	15	182	8.2%	35.0%	37.6%	50.5%
% of FP17s for Band 1 Urgent Courses	0	111	0.0%	10.8%	10.6%	9.1%
% of FP17s Relating to Free Repair or Replacements	0	111	0.0%	0.5%	0.6%	0.8%
% of FP17s Relating to Continuations	0	111	0.0%	0.9%	0.9%	1.3%
% of Patients satisfied with the dentistry they have received	0	0	N/A	89.2%	90.2%	93.2%
% of Patients satisfied with the time they had to wait for an appointment	0	0	N/A	81.5%	83.8%	89.0%

* This is based on patients treated on this contract for their most recent course of treatment. Figures in italics indicate the base number of FP17s or Patient Questionnaire responses are less than 100. N/A is shown where the base number of responses is less than 10 during the period. % is calculated as Quantity/Base number*100

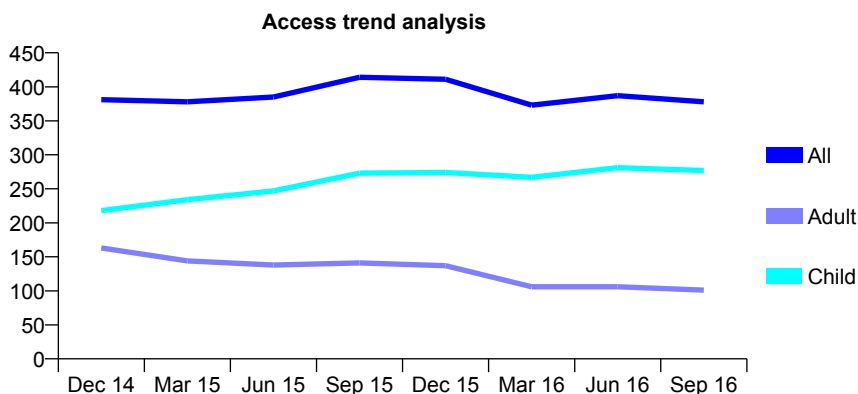
Q61 - Vital Signs At a Glance Contract Report for 241172/0001 - September 2016

Name or company name	MR RS RAO
Contract type name	GDS Contract
Purpose of contract	General
Contract start date	01/04/2006
Contract end date	

16/17 Contracted general activity (UDA)	817
Carry forward general activity (UDA)	0
16/17 Contracted orthodontic activity (UOA)	0
Carry forward orthodontic activity (UOA)	0
Baseline contract value	£19,976.59

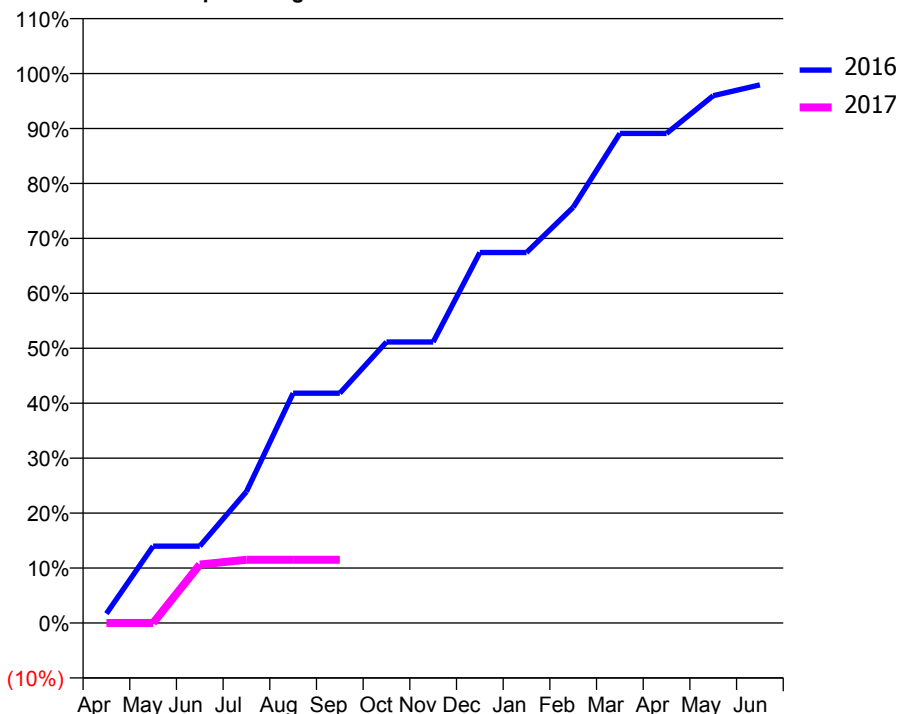
ACCESS*

Patients seen in 24 months	Total	Change since previous quarter
Quarter ending September 2015	414	
Quarter ending December 2015	411	→
Quarter ending March 2016	373	↓
Quarter ending June 2016	387	↑
Quarter ending September 2016	378	↓
Variance since September 2015	(8.7%)	↓



ACTIVITY

Cumulative percentage of contracted UDA delivered 2016 & 2017



Month	Adjusted Scheduled Activity (UDA)	
	2016	2017
April	14	0
May	114	0
June	114	87
July	195	94
August	342	94
September	342	94
October	418	
November	418	
December	551	
January	551	
February	618	
March	728	
April	728	
May	784	
June	800	

QUALITY

	Quantity	Base Number	Contract	AT	Region	England
% of FP17s for the same patient ID Re-attending within 3 months - Children	3	74	4.1%	11.2%	11.8%	12.4%
% of FP17s for the same patient ID Re-attending within 3 months - Adults	4	11	36.4%	16.3%	17.1%	16.7%
% of FP17s for the same patient ID Re-attending between 3 & 9 months - Children	16	74	21.6%	41.5%	45.8%	57.4%
% of FP17s for the same patient ID Re-attending between 3 & 9 months - Adults	0	11	0.0%	35.0%	37.6%	50.5%
% of FP17s for Band 1 Urgent Courses	0	54	0.0%	10.8%	10.6%	9.1%
% of FP17s Relating to Free Repair or Replacements	0	54	0.0%	0.5%	0.6%	0.8%
% of FP17s Relating to Continuations	0	54	0.0%	0.9%	0.9%	1.3%
% of Patients satisfied with the dentistry they have received	0	0	N/A	89.2%	90.2%	93.2%
% of Patients satisfied with the time they had to wait for an appointment	0	0	N/A	81.5%	83.8%	89.0%

* This is based on patients treated on this contract for their most recent course of treatment. Figures in italics indicate the base number of FP17s or Patient Questionnaire responses are less than 100. N/A is shown where the base number of responses is less than 10 during the period. % is calculated as Quantity/Base number*100

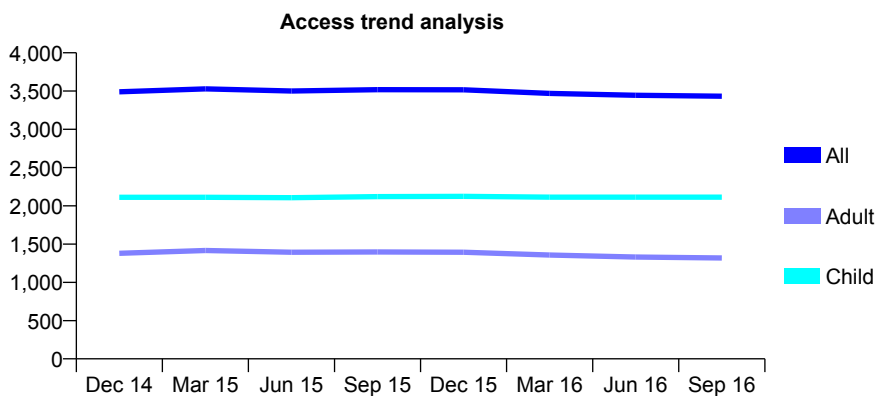
Q61 - Vital Signs At a Glance Contract Report for 244538/0001 - September 2016

Name or company name	MR MS MACMANUS
Contract type name	GDS Contract
Purpose of contract	General
Contract start date	01/04/2006
Contract end date	

16/17 Contracted general activity (UDA)	9,054
Carry forward general activity (UDA)	-63
16/17 Contracted orthodontic activity (UOA)	0
Carry forward orthodontic activity (UOA)	0
Baseline contract value	£217,132.60

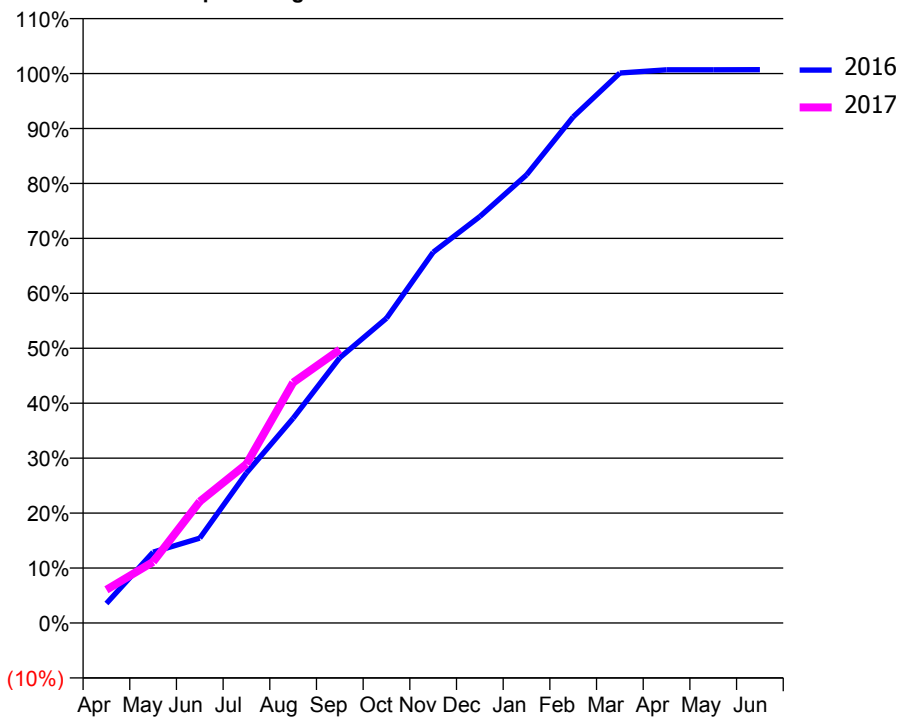
ACCESS*

Patients seen in 24 months	Total	Change since previous quarter
Quarter ending September 2015	3,518	
Quarter ending December 2015	3,517	→
Quarter ending March 2016	3,470	↓
Quarter ending June 2016	3,445	→
Quarter ending September 2016	3,432	→
Variance since September 2015	(2.4%)	↓



ACTIVITY

Cumulative percentage of contracted UDA delivered 2016 & 2017



Month	Adjusted Scheduled Activity (UDA)	
	2016	2017
April	323	548
May	1,167	1,007
June	1,398	2,002
July	2,473	2,620
August	3,373	3,963
September	4,371	4,506
October	5,023	
November	6,109	
December	6,697	
January	7,384	
February	8,340	
March	9,063	
April	9,114	
May	9,116	
June	9,117	

QUALITY

	Quantity	Base Number	Contract	AT	Region	England
% of FP17s for the same patient ID Re-attending within 3 months - Children	56	1,448	3.9%	11.2%	11.8%	12.4%
% of FP17s for the same patient ID Re-attending within 3 months - Adults	108	617	17.5%	16.3%	17.1%	16.7%
% of FP17s for the same patient ID Re-attending between 3 & 9 months - Children	719	1,448	49.7%	41.5%	45.8%	57.4%
% of FP17s for the same patient ID Re-attending between 3 & 9 months - Adults	224	617	36.3%	35.0%	37.6%	50.5%
% of FP17s for Band 1 Urgent Courses	139	2,043	6.8%	10.8%	10.6%	9.1%
% of FP17s Relating to Free Repair or Replacements	0	2,043	0.0%	0.5%	0.6%	0.8%
% of FP17s Relating to Continuations	0	2,043	0.0%	0.9%	0.9%	1.3%
% of Patients satisfied with the dentistry they have received	3	3	N/A	89.2%	90.2%	93.2%
% of Patients satisfied with the time they had to wait for an appointment	3	3	N/A	81.5%	83.8%	89.0%

* This is based on patients treated on this contract for their most recent course of treatment. Figures in italics indicate the base number of FP17s or Patient Questionnaire responses are less than 100. N/A is shown where the base number of responses is less than 10 during the period. % is calculated as Quantity/Base number*100

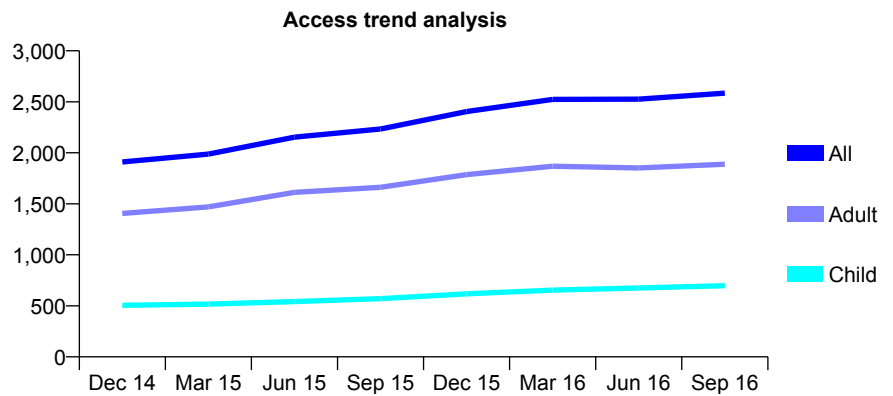
Q61 - Vital Signs At a Glance Contract Report for 245690/0002 - September 2016

Name or company name	MR N AGRAWAL
Contract type name	GDS Contract
Purpose of contract	General
Contract start date	01/04/2006
Contract end date	

16/17 Contracted general activity (UDA)	5,231
Carry forward general activity (UDA)	-41
16/17 Contracted orthodontic activity (UOA)	0
Carry forward orthodontic activity (UOA)	0
Baseline contract value	£168,731.24

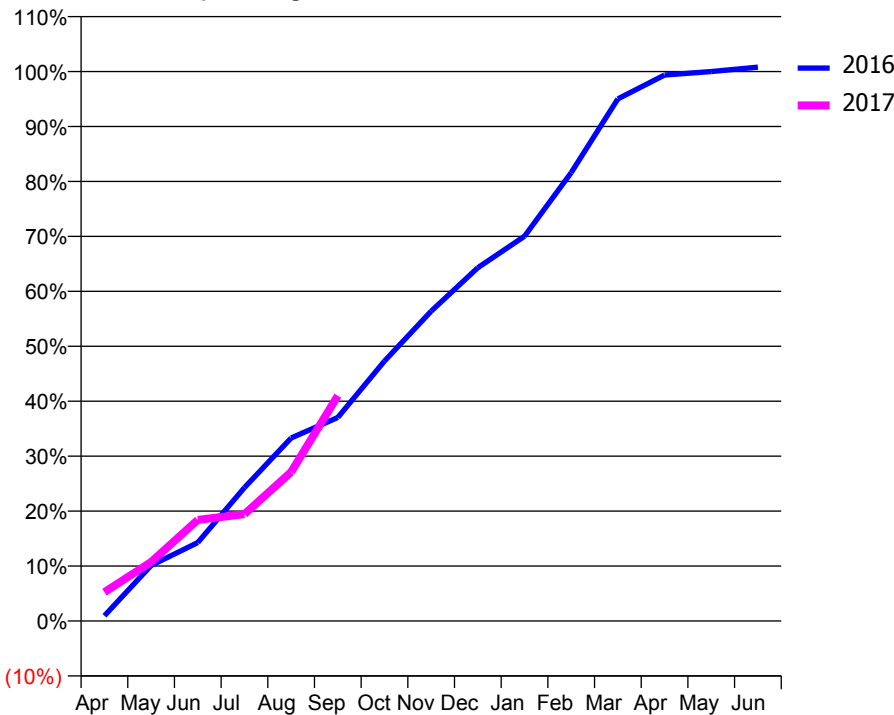
ACCESS*

Patients seen in 24 months	Total	Change since previous quarter
Quarter ending September 2015	2,233	
Quarter ending December 2015	2,404	↑
Quarter ending March 2016	2,523	↑
Quarter ending June 2016	2,526	→
Quarter ending September 2016	2,585	↑
Variance since September 2015	15.8%	↑



ACTIVITY

Cumulative percentage of contracted UDA delivered 2016 & 2017



Month	Adjusted Scheduled Activity (UDA)	
	2016	2017
April	50	274
May	529	562
June	747	962
July	1,270	1,017
August	1,742	1,419
September	1,938	2,145
October	2,475	
November	2,950	
December	3,364	
January	3,663	
February	4,268	
March	4,970	
April	5,197	
May	5,230	
June	5,272	

QUALITY

	Quantity	Base Number	Contract	AT	Region	England
% of FP17s for the same patient ID Re-attending within 3 months - Children	25	351	7.1%	11.2%	11.8%	12.4%
% of FP17s for the same patient ID Re-attending within 3 months - Adults	99	826	12.0%	16.3%	17.1%	16.7%
% of FP17s for the same patient ID Re-attending between 3 & 9 months - Children	125	351	35.6%	41.5%	45.8%	57.4%
% of FP17s for the same patient ID Re-attending between 3 & 9 months - Adults	233	826	28.2%	35.0%	37.6%	50.5%
% of FP17s for Band 1 Urgent Courses	101	839	12.0%	10.8%	10.6%	9.1%
% of FP17s Relating to Free Repair or Replacements	6	839	0.7%	0.5%	0.6%	0.8%
% of FP17s Relating to Continuations	10	839	1.2%	0.9%	0.9%	1.3%
% of Patients satisfied with the dentistry they have received	0	0	N/A	89.2%	90.2%	93.2%
% of Patients satisfied with the time they had to wait for an appointment	0	0	N/A	81.5%	83.8%	89.0%

* This is based on patients treated on this contract for their most recent course of treatment. Figures in italics indicate the base number of FP17s or Patient Questionnaire responses are less than 100. N/A is shown where the base number of responses is less than 10 during the period. % is calculated as Quantity/Base number*100

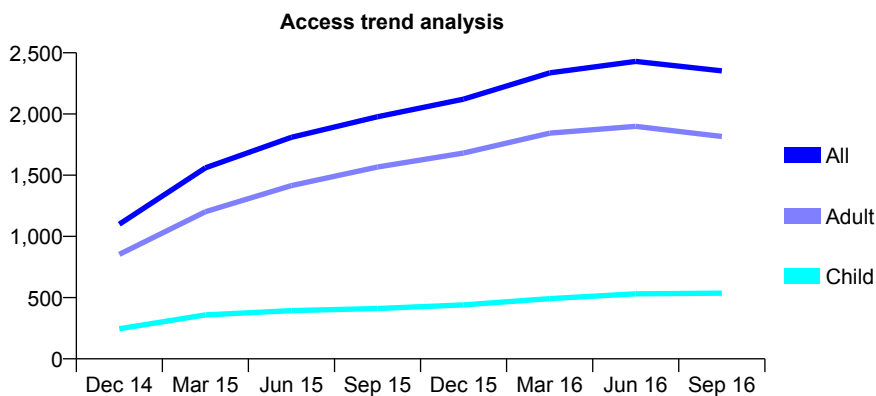
Q61 - Vital Signs At a Glance Contract Report for 250279/0004 - September 2016

Name or company name	MR S OLUBUNMI-OKE
Contract type name	GDS Contract
Purpose of contract	General
Contract start date	01/06/2014
Contract end date	

16/17 Contracted general activity (UDA)	9,194
Carry forward general activity (UDA)	-49
16/17 Contracted orthodontic activity (UOA)	0
Carry forward orthodontic activity (UOA)	0
Baseline contract value	£283,659.41

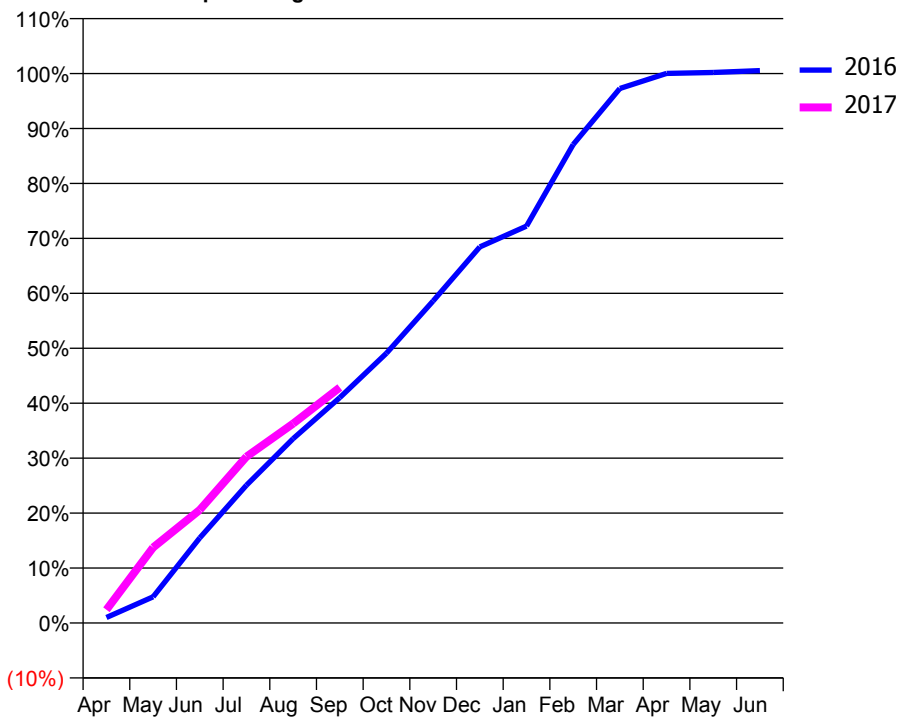
ACCESS*

Patients seen in 24 months	Total	Change since previous quarter
Quarter ending September 2015	1,978	
Quarter ending December 2015	2,122	↑
Quarter ending March 2016	2,336	↑
Quarter ending June 2016	2,430	↑
Quarter ending September 2016	2,352	↓
Variance since September 2015	18.9%	↑



ACTIVITY

Cumulative percentage of contracted UDA delivered 2016 & 2017



Adjusted Scheduled Activity (UDA)

Month	2016	2017
April	92	222
May	438	1,264
June	1,425	1,892
July	2,307	2,782
August	3,084	3,336
September	3,772	3,941
October	4,514	
November	5,390	
December	6,292	
January	6,642	
February	8,005	
March	8,943	
April	9,195	
May	9,211	
June	9,243	

QUALITY

	Quantity	Base Number	Contract	AT	Region	England
% of FP17s for the same patient ID Re-attending within 3 months - Children	30	308	9.7%	11.2%	11.8%	12.4%
% of FP17s for the same patient ID Re-attending within 3 months - Adults	138	875	15.8%	16.3%	17.1%	16.7%
% of FP17s for the same patient ID Re-attending between 3 & 9 months - Children	126	308	40.9%	41.5%	45.8%	57.4%
% of FP17s for the same patient ID Re-attending between 3 & 9 months - Adults	290	875	33.1%	35.0%	37.6%	50.5%
% of FP17s for Band 1 Urgent Courses	120	1,091	11.0%	10.8%	10.6%	9.1%
% of FP17s Relating to Free Repair or Replacements	6	1,091	0.5%	0.5%	0.6%	0.8%
% of FP17s Relating to Continuations	5	1,091	0.5%	0.9%	0.9%	1.3%
% of Patients satisfied with the dentistry they have received	0	0	N/A	89.2%	90.2%	93.2%
% of Patients satisfied with the time they had to wait for an appointment	0	0	N/A	81.5%	83.8%	89.0%

* This is based on patients treated on this contract for their most recent course of treatment. Figures in italics indicate the base number of FP17s or Patient Questionnaire responses are less than 100. N/A is shown where the base number of responses is less than 10 during the period. % is calculated as Quantity/Base number*100

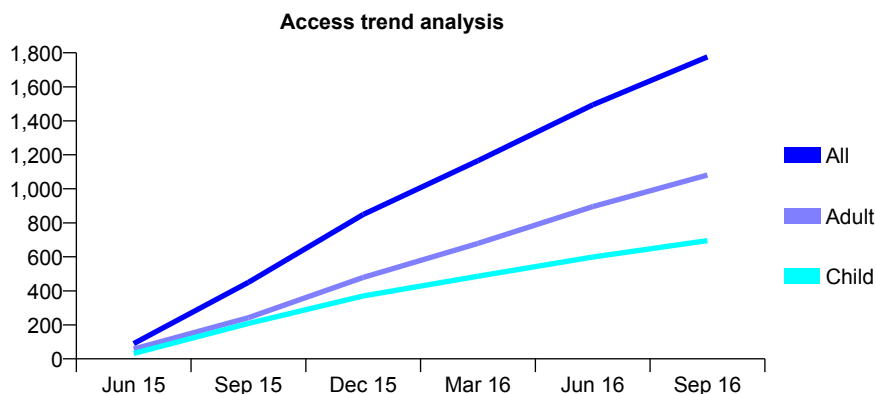
Q61 - Vital Signs At a Glance Contract Report for 250643/0001 - September 2016

Name or company name	MISS SY BHUIYAN
Contract type name	GDS Contract
Purpose of contract	General and Orthodontic
Contract start date	01/06/2015
Contract end date	

16/17 Contracted general activity (UDA)	5,300
Carry forward general activity (UDA)	0
16/17 Contracted orthodontic activity (UOA)	6,850
Carry forward orthodontic activity (UOA)	0
Baseline contract value	£713,423.34

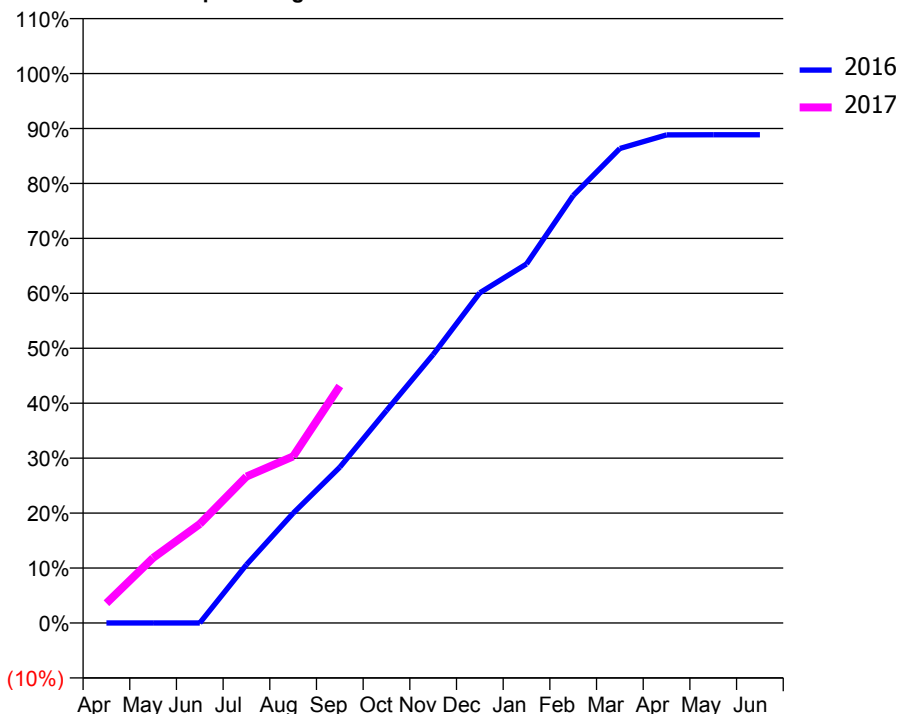
ACCESS*

Patients seen in 24 months	Total	Change since previous quarter
Quarter ending September 2015	450	
Quarter ending December 2015	849	↑
Quarter ending March 2016	1,165	↑
Quarter ending June 2016	1,494	↑
Quarter ending September 2016	1,776	↑
Variance since September 2015	294.7%	↑



ACTIVITY

Cumulative percentage of contracted UDA delivered 2016 & 2017



Month	Adjusted Scheduled Activity (UDA)	
	2016	2017
April	0	191
May	0	628
June	0	955
July	469	1,413
August	883	1,607
September	1,252	2,286
October	1,708	
November	2,158	
December	2,655	
January	2,886	
February	3,436	
March	3,814	
April	3,923	
May	3,924	
June	3,924	

QUALITY

	Quantity	Base Number	Contract	AT	Region	England
% of FP17s for the same patient ID Re-attending within 3 months - Children	56	573	9.8%	11.2%	11.8%	12.4%
% of FP17s for the same patient ID Re-attending within 3 months - Adults	140	699	20.0%	16.3%	17.1%	16.7%
% of FP17s for the same patient ID Re-attending between 3 & 9 months - Children	104	573	18.2%	41.5%	45.8%	57.4%
% of FP17s for the same patient ID Re-attending between 3 & 9 months - Adults	122	699	17.5%	35.0%	37.6%	50.5%
% of FP17s for Band 1 Urgent Courses	84	944	8.9%	10.8%	10.6%	9.1%
% of FP17s Relating to Free Repair or Replacements	4	944	0.4%	0.5%	0.6%	0.8%
% of FP17s Relating to Continuations	9	944	1.0%	0.9%	0.9%	1.3%
% of Patients satisfied with the dentistry they have received	0	0	N/A	89.2%	90.2%	93.2%
% of Patients satisfied with the time they had to wait for an appointment	0	0	N/A	81.5%	83.8%	89.0%

* This is based on patients treated on this contract for their most recent course of treatment. Figures in italics indicate the base number of FP17s or Patient Questionnaire responses are less than 100. N/A is shown where the base number of responses is less than 10 during the period. % is calculated as Quantity/Base number*100

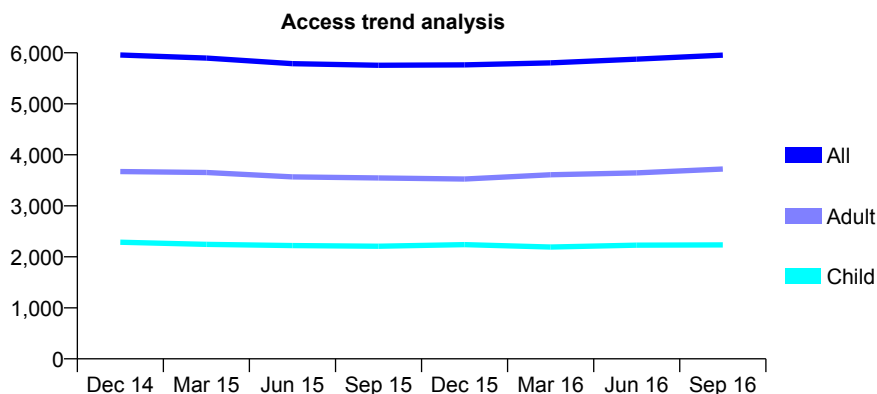
Q61 - Vital Signs At a Glance Contract Report for 250678/0001 - September 2016

Name or company name	MR GS COHEN
Contract type name	GDS Contract
Purpose of contract	General
Contract start date	01/04/2006
Contract end date	

16/17 Contracted general activity (UDA)	12,460
Carry forward general activity (UDA)	223
16/17 Contracted orthodontic activity (UOA)	0
Carry forward orthodontic activity (UOA)	0
Baseline contract value	£315,488.64

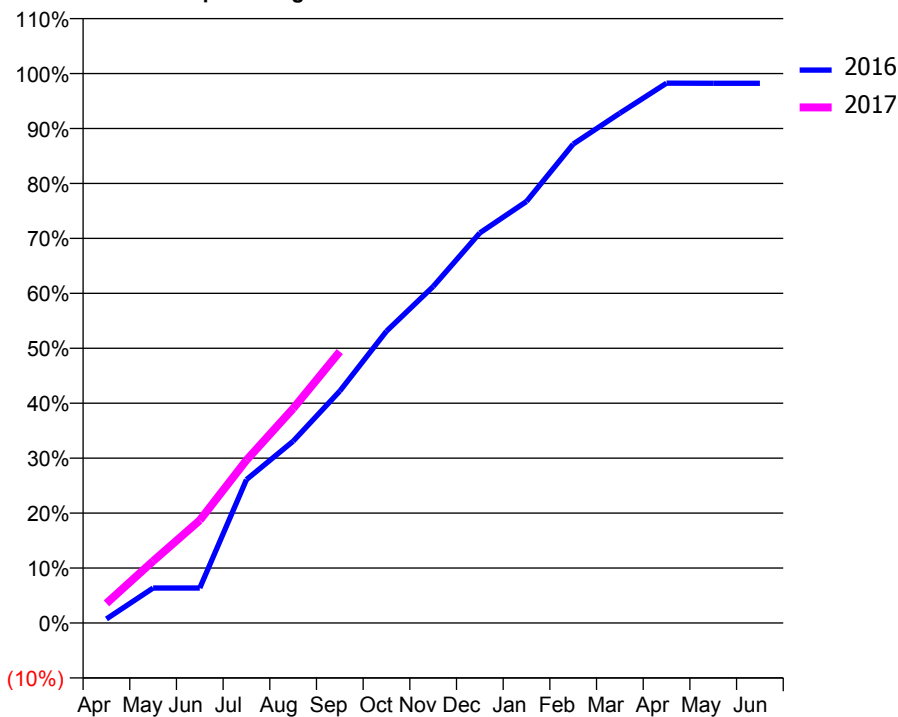
ACCESS*

Patients seen in 24 months	Total	Change since previous quarter
Quarter ending September 2015	5,756	
Quarter ending December 2015	5,764	→
Quarter ending March 2016	5,802	→
Quarter ending June 2016	5,876	→
Quarter ending September 2016	5,954	→
Variance since September 2015	3.4%	↑



ACTIVITY

Cumulative percentage of contracted UDA delivered 2016 & 2017



Adjusted Scheduled Activity (UDA)

Month	2016	2017
April	91	446
May	792	1,405
June	792	2,331
July	3,251	3,694
August	4,122	4,864
September	5,259	6,156
October	6,617	
November	7,630	
December	8,847	
January	9,559	
February	10,859	
March	11,561	
April	12,240	
May	12,238	
June	12,237	

QUALITY

	Quantity	Base Number	Contract	AT	Region	England
% of FP17s for the same patient ID Re-attending within 3 months - Children	92	1,430	6.4%	11.2%	11.8%	12.4%
% of FP17s for the same patient ID Re-attending within 3 months - Adults	371	2,285	16.2%	16.3%	17.1%	16.7%
% of FP17s for the same patient ID Re-attending between 3 & 9 months - Children	508	1,430	35.5%	41.5%	45.8%	57.4%
% of FP17s for the same patient ID Re-attending between 3 & 9 months - Adults	751	2,285	32.9%	35.0%	37.6%	50.5%
% of FP17s for Band 1 Urgent Courses	386	3,392	11.4%	10.8%	10.6%	9.1%
% of FP17s Relating to Free Repair or Replacements	6	3,392	0.2%	0.5%	0.6%	0.8%
% of FP17s Relating to Continuations	22	3,392	0.6%	0.9%	0.9%	1.3%
% of Patients satisfied with the dentistry they have received	1	1	N/A	89.2%	90.2%	93.2%
% of Patients satisfied with the time they had to wait for an appointment	1	1	N/A	81.5%	83.8%	89.0%

* This is based on patients treated on this contract for their most recent course of treatment. Figures in italics indicate the base number of FP17s or Patient Questionnaire responses are less than 100. N/A is shown where the base number of responses is less than 10 during the period. % is calculated as Quantity/Base number*100

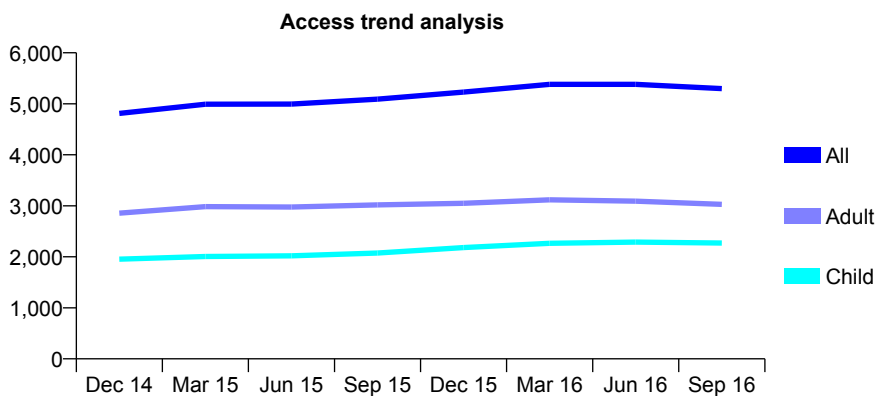
Q61 - Vital Signs At a Glance Contract Report for 250805/0001 - September 2016

Name or company name	MRS A CHAGGER
Contract type name	GDS Contract
Purpose of contract	General
Contract start date	01/04/2006
Contract end date	

16/17 Contracted general activity (UDA)	20,606
Carry forward general activity (UDA)	-26
16/17 Contracted orthodontic activity (UOA)	0
Carry forward orthodontic activity (UOA)	0
Baseline contract value	£583,822.36

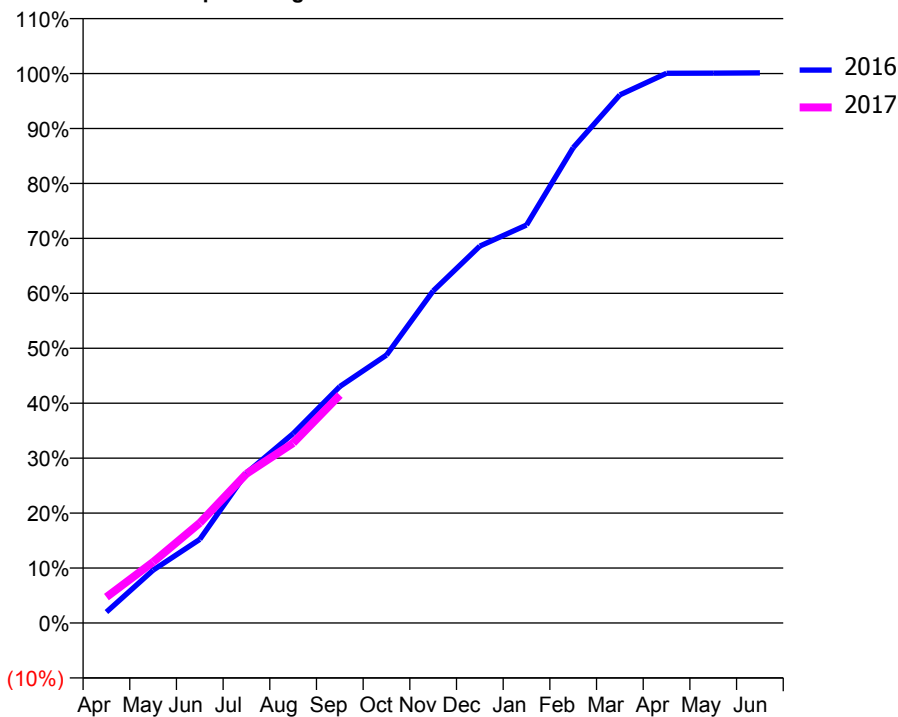
ACCESS*

Patients seen in 24 months	Total	Change since previous quarter
Quarter ending September 2015	5,091	
Quarter ending December 2015	5,231	↑
Quarter ending March 2016	5,383	↑
Quarter ending June 2016	5,381	→
Quarter ending September 2016	5,299	↓
Variance since September 2015	4.1%	↑



ACTIVITY

Cumulative percentage of contracted UDA delivered 2016 & 2017



Month	Adjusted Scheduled Activity (UDA)	
	2016	2017
April	412	975
May	1,984	2,286
June	3,137	3,751
July	5,627	5,596
August	7,102	6,750
September	8,869	8,546
October	10,051	
November	12,452	
December	14,133	
January	14,922	
February	17,822	
March	19,806	
April	20,615	
May	20,618	
June	20,632	

QUALITY

	Quantity	Base Number	Contract	AT	Region	England
% of FP17s for the same patient ID Re-attending within 3 months - Children	51	1,308	3.9%	11.2%	11.8%	12.4%
% of FP17s for the same patient ID Re-attending within 3 months - Adults	240	1,588	15.1%	16.3%	17.1%	16.7%
% of FP17s for the same patient ID Re-attending between 3 & 9 months - Children	606	1,308	46.3%	41.5%	45.8%	57.4%
% of FP17s for the same patient ID Re-attending between 3 & 9 months - Adults	541	1,588	34.1%	35.0%	37.6%	50.5%
% of FP17s for Band 1 Urgent Courses	262	2,661	9.8%	10.8%	10.6%	9.1%
% of FP17s Relating to Free Repair or Replacements	1	2,661	0.0%	0.5%	0.6%	0.8%
% of FP17s Relating to Continuations	6	2,661	0.2%	0.9%	0.9%	1.3%
% of Patients satisfied with the dentistry they have received	3	3	N/A	89.2%	90.2%	93.2%
% of Patients satisfied with the time they had to wait for an appointment	3	3	N/A	81.5%	83.8%	89.0%

* This is based on patients treated on this contract for their most recent course of treatment. Figures in italics indicate the base number of FP17s or Patient Questionnaire responses are less than 100. N/A is shown where the base number of responses is less than 10 during the period. % is calculated as Quantity/Base number*100

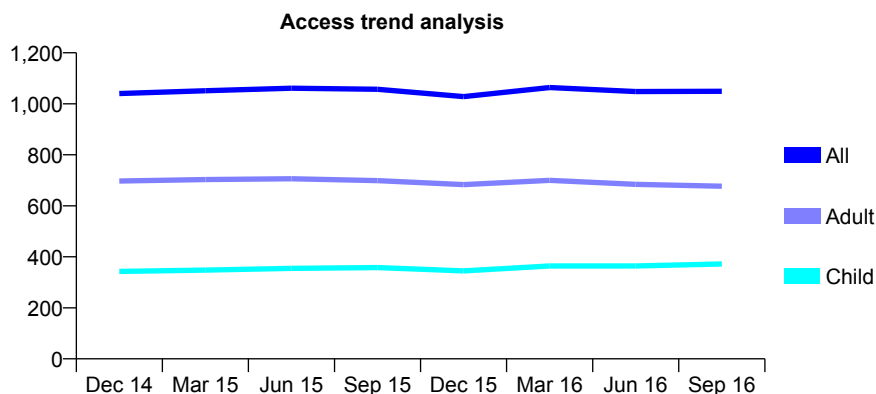
Q61 - Vital Signs At a Glance Contract Report for 250805/0004 - September 2016

Name or company name	MRS A CHAGGER
Contract type name	GDS Contract
Purpose of contract	General
Contract start date	01/02/2011
Contract end date	

16/17 Contracted general activity (UDA)	3,369
Carry forward general activity (UDA)	36
16/17 Contracted orthodontic activity (UOA)	0
Carry forward orthodontic activity (UOA)	0
Baseline contract value	£103,054.21

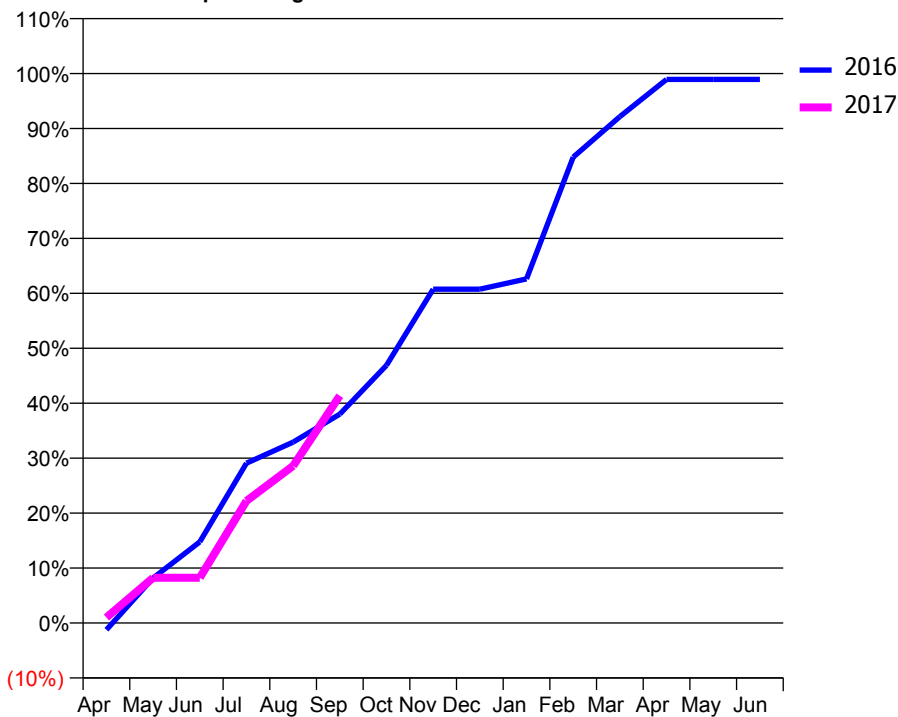
ACCESS*

Patients seen in 24 months	Total	Change since previous quarter
Quarter ending September 2015	1,057	
Quarter ending December 2015	1,028	↓
Quarter ending March 2016	1,064	↑
Quarter ending June 2016	1,048	↓
Quarter ending September 2016	1,049	→
Variance since September 2015	(0.8%)	→



ACTIVITY

Cumulative percentage of contracted UDA delivered 2016 & 2017



Month	Adjusted Scheduled Activity (UDA)	
	2016	2017
April	-42	34
May	276	278
June	497	278
July	980	749
August	1,109	964
September	1,281	1,394
October	1,580	
November	2,047	
December	2,047	
January	2,110	
February	2,856	
March	3,105	
April	3,333	
May	3,333	
June	3,333	

QUALITY

	Quantity	Base Number	Contract	AT	Region	England
% of FP17s for the same patient ID Re-attending within 3 months - Children	27	297	9.1%	11.2%	11.8%	12.4%
% of FP17s for the same patient ID Re-attending within 3 months - Adults	59	469	12.6%	16.3%	17.1%	16.7%
% of FP17s for the same patient ID Re-attending between 3 & 9 months - Children	161	297	54.2%	41.5%	45.8%	57.4%
% of FP17s for the same patient ID Re-attending between 3 & 9 months - Adults	269	469	57.4%	35.0%	37.6%	50.5%
% of FP17s for Band 1 Urgent Courses	44	673	6.5%	10.8%	10.6%	9.1%
% of FP17s Relating to Free Repair or Replacements	6	673	0.9%	0.5%	0.6%	0.8%
% of FP17s Relating to Continuations	2	673	0.3%	0.9%	0.9%	1.3%
% of Patients satisfied with the dentistry they have received	3	3	N/A	89.2%	90.2%	93.2%
% of Patients satisfied with the time they had to wait for an appointment	3	3	N/A	81.5%	83.8%	89.0%

* This is based on patients treated on this contract for their most recent course of treatment. Figures in italics indicate the base number of FP17s or Patient Questionnaire responses are less than 100. N/A is shown where the base number of responses is less than 10 during the period. % is calculated as Quantity/Base number*100

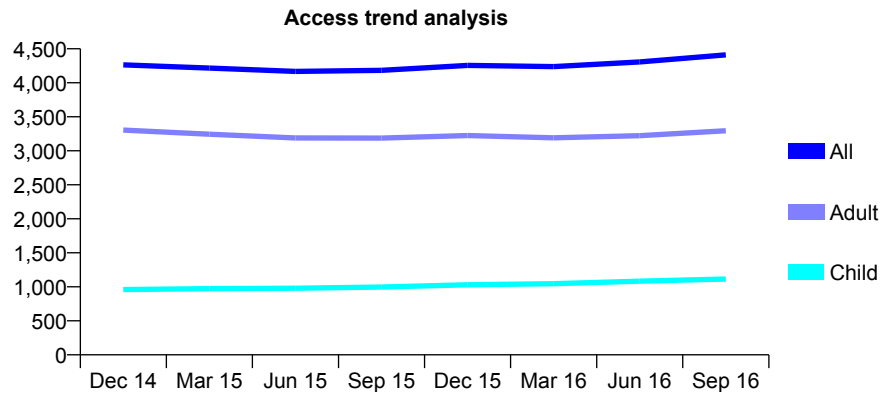
Q61 - Vital Signs At a Glance Contract Report for 251348/0001 - September 2016

Name or company name	MR A MOTAMEDARDAMEH
Contract type name	GDS Contract
Purpose of contract	General
Contract start date	01/04/2006
Contract end date	

16/17 Contracted general activity (UDA)	15,139
Carry forward general activity (UDA)	479
16/17 Contracted orthodontic activity (UOA)	0
Carry forward orthodontic activity (UOA)	0
Baseline contract value	£389,882.92

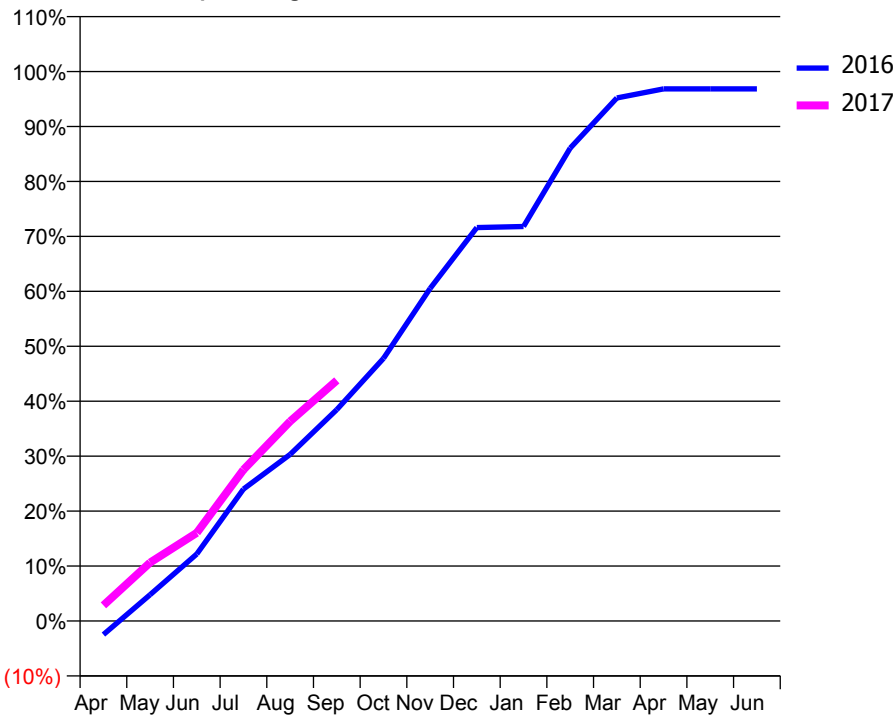
ACCESS*

Patients seen in 24 months	Total	Change since previous quarter
Quarter ending September 2015	4,184	
Quarter ending December 2015	4,256	→
Quarter ending March 2016	4,238	→
Quarter ending June 2016	4,307	→
Quarter ending September 2016	4,411	↑
Variance since September 2015	5.4%	↑



ACTIVITY

Cumulative percentage of contracted UDA delivered 2016 & 2017



Month	Adjusted Scheduled Activity (UDA)	
	2016	2017
April	-376	430
May	725	1,611
June	1,847	2,432
July	3,634	4,167
August	4,590	5,503
September	5,823	6,629
October	7,236	
November	9,165	
December	10,840	
January	10,869	
February	13,031	
March	14,411	
April	14,660	
May	14,660	
June	14,660	

QUALITY

	Quantity	Base Number	Contract	AT	Region	England
% of FP17s for the same patient ID Re-attending within 3 months - Children	50	679	7.4%	11.2%	11.8%	12.4%
% of FP17s for the same patient ID Re-attending within 3 months - Adults	281	1,655	17.0%	16.3%	17.1%	16.7%
% of FP17s for the same patient ID Re-attending between 3 & 9 months - Children	253	679	37.3%	41.5%	45.8%	57.4%
% of FP17s for the same patient ID Re-attending between 3 & 9 months - Adults	481	1,655	29.1%	35.0%	37.6%	50.5%
% of FP17s for Band 1 Urgent Courses	315	2,283	13.8%	10.8%	10.6%	9.1%
% of FP17s Relating to Free Repair or Replacements	17	2,283	0.7%	0.5%	0.6%	0.8%
% of FP17s Relating to Continuations	3	2,283	0.1%	0.9%	0.9%	1.3%
% of Patients satisfied with the dentistry they have received	1	1	N/A	89.2%	90.2%	93.2%
% of Patients satisfied with the time they had to wait for an appointment	1	1	N/A	81.5%	83.8%	89.0%

* This is based on patients treated on this contract for their most recent course of treatment. Figures in italics indicate the base number of FP17s or Patient Questionnaire responses are less than 100. N/A is shown where the base number of responses is less than 10 during the period. % is calculated as Quantity/Base number*100

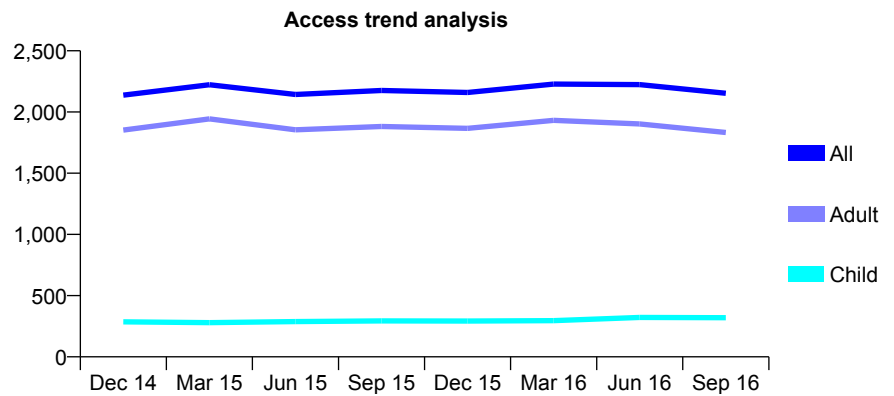
Q61 - Vital Signs At a Glance Contract Report for 256722/0001 - September 2016

Name or company name	MR S PATEL
Contract type name	GDS Contract
Purpose of contract	General
Contract start date	01/04/2006
Contract end date	

16/17 Contracted general activity (UDA)	4,834
Carry forward general activity (UDA)	208
16/17 Contracted orthodontic activity (UOA)	0
Carry forward orthodontic activity (UOA)	0
Baseline contract value	£170,640.96

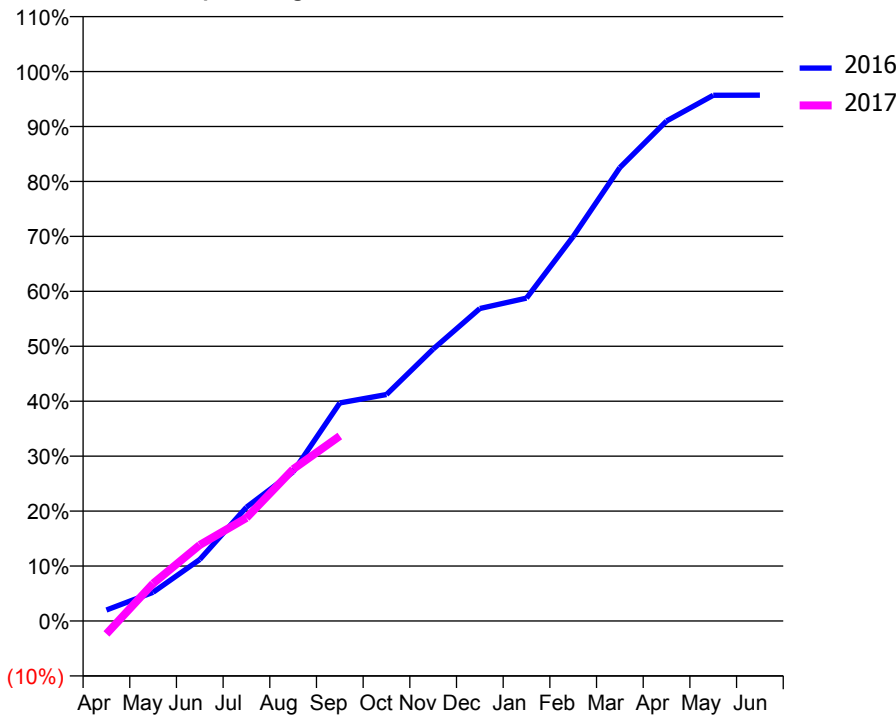
ACCESS*

Patients seen in 24 months	Total	Change since previous quarter
Quarter ending September 2015	2,176	
Quarter ending December 2015	2,160	→
Quarter ending March 2016	2,228	↑
Quarter ending June 2016	2,224	→
Quarter ending September 2016	2,153	↓
Variance since September 2015	(1.1%)	↓



ACTIVITY

Cumulative percentage of contracted UDA delivered 2016 & 2017



Month	Adjusted Scheduled Activity (UDA)	
	2016	2017
April	97	-115
May	252	330
June	541	669
July	1,001	907
August	1,312	1,335
September	1,919	1,628
October	1,993	
November	2,392	
December	2,749	
January	2,841	
February	3,383	
March	3,989	
April	4,399	
May	4,625	
June	4,626	

QUALITY

	Quantity	Base Number	Contract	AT	Region	England
% of FP17s for the same patient ID Re-attending within 3 months - Children	16	233	6.9%	11.2%	11.8%	12.4%
% of FP17s for the same patient ID Re-attending within 3 months - Adults	97	900	10.8%	16.3%	17.1%	16.7%
% of FP17s for the same patient ID Re-attending between 3 & 9 months - Children	120	233	51.5%	41.5%	45.8%	57.4%
% of FP17s for the same patient ID Re-attending between 3 & 9 months - Adults	433	900	48.1%	35.0%	37.6%	50.5%
% of FP17s for Band 1 Urgent Courses	43	698	6.2%	10.8%	10.6%	9.1%
% of FP17s Relating to Free Repair or Replacements	6	698	0.9%	0.5%	0.6%	0.8%
% of FP17s Relating to Continuations	0	698	0.0%	0.9%	0.9%	1.3%
% of Patients satisfied with the dentistry they have received	1	1	N/A	89.2%	90.2%	93.2%
% of Patients satisfied with the time they had to wait for an appointment	1	1	N/A	81.5%	83.8%	89.0%

* This is based on patients treated on this contract for their most recent course of treatment. Figures in italics indicate the base number of FP17s or Patient Questionnaire responses are less than 100. N/A is shown where the base number of responses is less than 10 during the period. % is calculated as Quantity/Base number*100

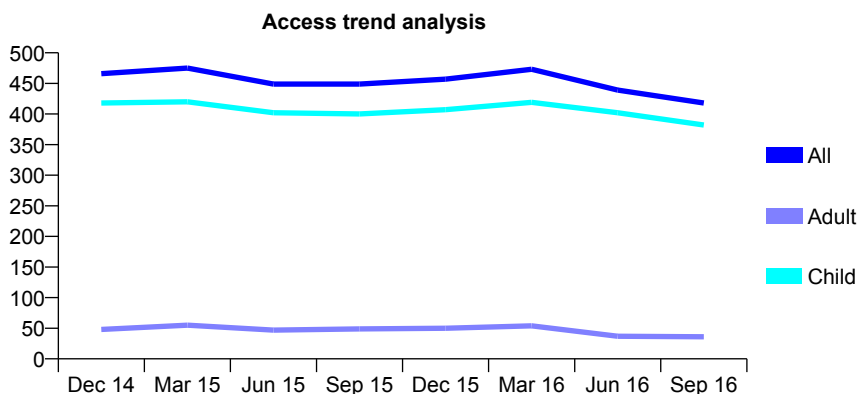
Q61 - Vital Signs At a Glance Contract Report for 256951/0001 - September 2016

Name or company name	MR I DAVIS
Contract type name	GDS Contract
Purpose of contract	General
Contract start date	01/04/2006
Contract end date	

16/17 Contracted general activity (UDA)	735
Carry forward general activity (UDA)	-4
16/17 Contracted orthodontic activity (UOA)	0
Carry forward orthodontic activity (UOA)	0
Baseline contract value	£17,432.67

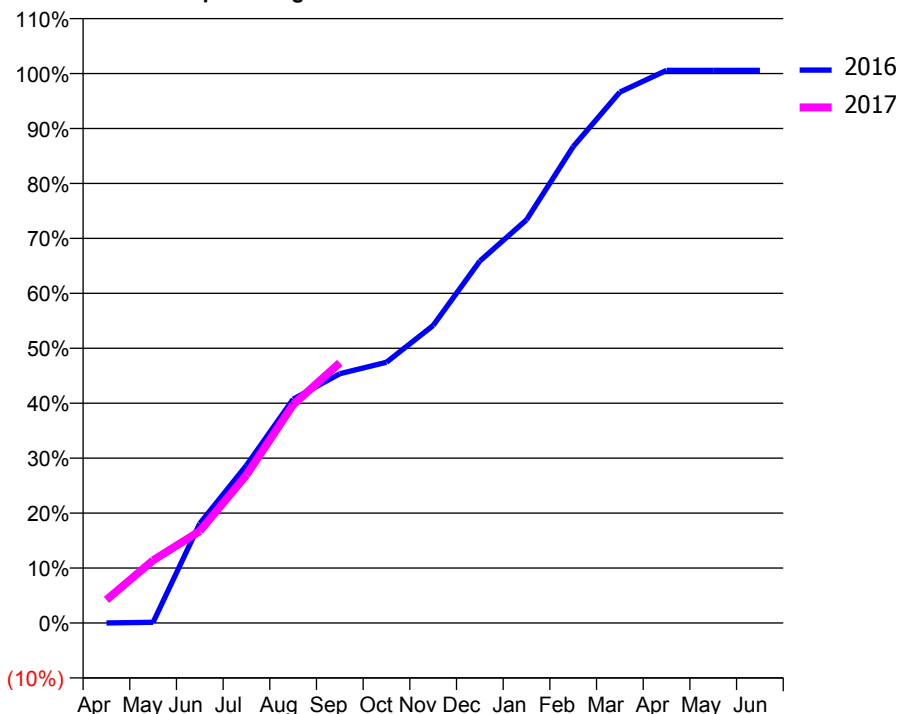
ACCESS*

Patients seen in 24 months	Total	Change since previous quarter
Quarter ending September 2015	449	
Quarter ending December 2015	457	→
Quarter ending March 2016	473	↑
Quarter ending June 2016	439	↓
Quarter ending September 2016	418	↓
Variance since September 2015	(6.9%)	↓



ACTIVITY

Cumulative percentage of contracted UDA delivered 2016 & 2017



Adjusted Scheduled Activity (UDA)

Month	2016	2017
April	0	31
May	1	84
June	133	123
July	211	198
August	299	292
September	333	348
October	349	
November	398	
December	484	
January	539	
February	637	
March	710	
April	739	
May	739	
June	739	

QUALITY

	Quantity	Base Number	Contract	AT	Region	England
% of FP17s for the same patient ID Re-attending within 3 months - Children	13	233	5.6%	11.2%	11.8%	12.4%
% of FP17s for the same patient ID Re-attending within 3 months - Adults	0	11	0.0%	16.3%	17.1%	16.7%
% of FP17s for the same patient ID Re-attending between 3 & 9 months - Children	109	233	46.8%	41.5%	45.8%	57.4%
% of FP17s for the same patient ID Re-attending between 3 & 9 months - Adults	3	11	27.3%	35.0%	37.6%	50.5%
% of FP17s for Band 1 Urgent Courses	0	226	0.0%	10.8%	10.6%	9.1%
% of FP17s Relating to Free Repair or Replacements	0	226	0.0%	0.5%	0.6%	0.8%
% of FP17s Relating to Continuations	0	226	0.0%	0.9%	0.9%	1.3%
% of Patients satisfied with the dentistry they have received	0	0	N/A	89.2%	90.2%	93.2%
% of Patients satisfied with the time they had to wait for an appointment	0	0	N/A	81.5%	83.8%	89.0%

* This is based on patients treated on this contract for their most recent course of treatment. Figures in italics indicate the base number of FP17s or Patient Questionnaire responses are less than 100. N/A is shown where the base number of responses is less than 10 during the period. % is calculated as Quantity/Base number*100

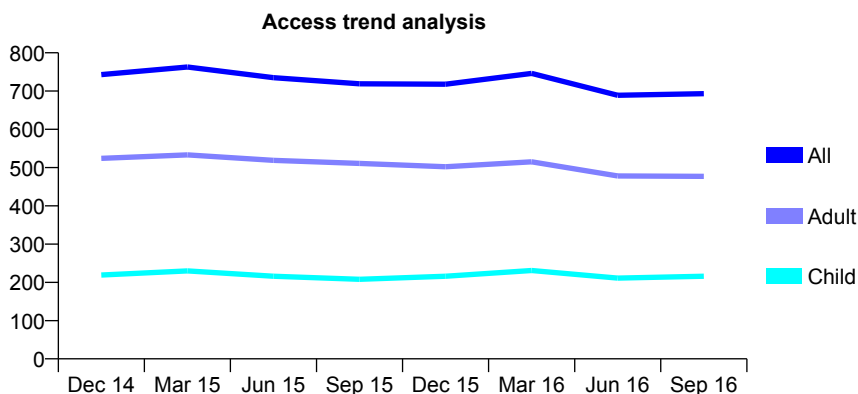
Q61 - Vital Signs At a Glance Contract Report for 258016/0001 - September 2016

Name or company name	MR L KHALILIBEGLOO
Contract type name	GDS Contract
Purpose of contract	General
Contract start date	01/04/2006
Contract end date	

16/17 Contracted general activity (UDA)	1,900
Carry forward general activity (UDA)	0
16/17 Contracted orthodontic activity (UOA)	0
Carry forward orthodontic activity (UOA)	0
Baseline contract value	£60,447.55

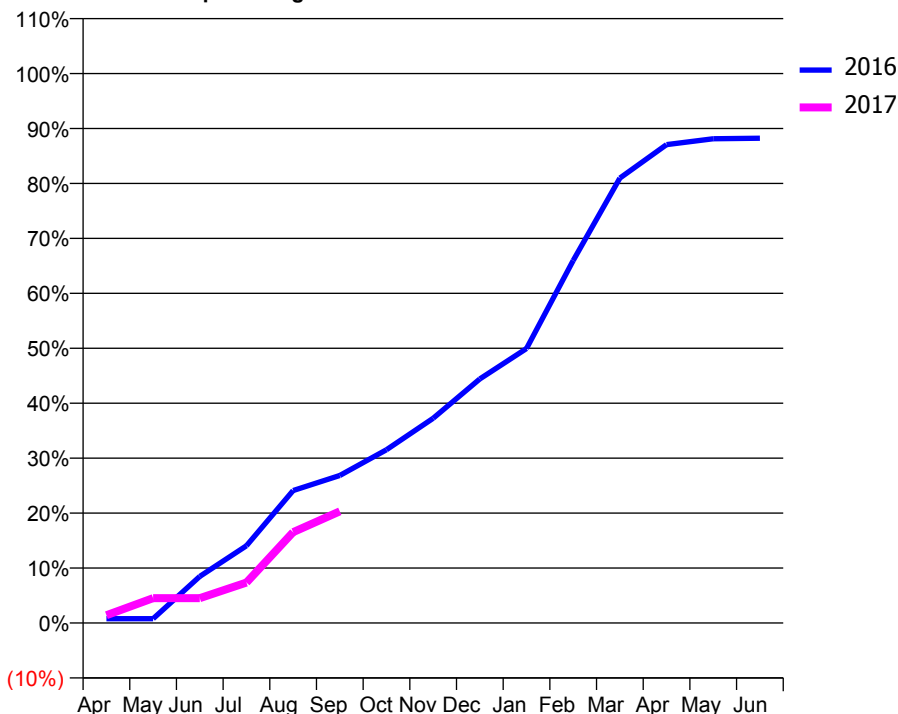
ACCESS*

Patients seen in 24 months	Total	Change since previous quarter
Quarter ending September 2015	719	
Quarter ending December 2015	718	→
Quarter ending March 2016	746	↑
Quarter ending June 2016	689	↓
Quarter ending September 2016	693	→
Variance since September 2015	(3.6%)	↓



ACTIVITY

Cumulative percentage of contracted UDA delivered 2016 & 2017



Adjusted Scheduled Activity (UDA)

Month	2016	2017
April	15	27
May	15	86
June	161	86
July	267	140
August	458	314
September	510	386
October	599	
November	708	
December	844	
January	949	
February	1,253	
March	1,538	
April	1,654	
May	1,674	
June	1,676	

QUALITY

	Quantity	Base Number	Contract	AT	Region	England
% of FP17s for the same patient ID Re-attending within 3 months - Children	1	82	1.2%	11.2%	11.8%	12.4%
% of FP17s for the same patient ID Re-attending within 3 months - Adults	4	135	3.0%	16.3%	17.1%	16.7%
% of FP17s for the same patient ID Re-attending between 3 & 9 months - Children	25	82	30.5%	41.5%	45.8%	57.4%
% of FP17s for the same patient ID Re-attending between 3 & 9 months - Adults	34	135	25.2%	35.0%	37.6%	50.5%
% of FP17s for Band 1 Urgent Courses	0	183	0.0%	10.8%	10.6%	9.1%
% of FP17s Relating to Free Repair or Replacements	0	183	0.0%	0.5%	0.6%	0.8%
% of FP17s Relating to Continuations	0	183	0.0%	0.9%	0.9%	1.3%
% of Patients satisfied with the dentistry they have received	1	1	N/A	89.2%	90.2%	93.2%
% of Patients satisfied with the time they had to wait for an appointment	1	1	N/A	81.5%	83.8%	89.0%

* This is based on patients treated on this contract for their most recent course of treatment. Figures in italics indicate the base number of FP17s or Patient Questionnaire responses are less than 100. N/A is shown where the base number of responses is less than 10 during the period. % is calculated as Quantity/Base number*100

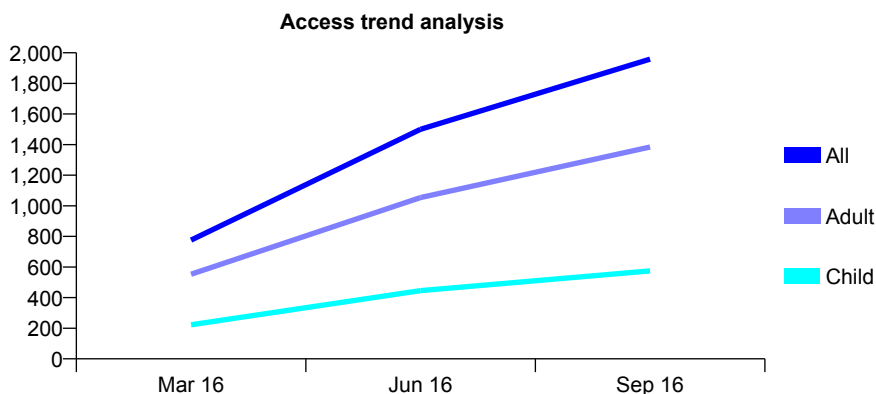
Q61 - Vital Signs At a Glance Contract Report for 269824/0001 - September 2016

Name or company name	MR A SHARMA
Contract type name	GDS Contract
Purpose of contract	General
Contract start date	01/01/2016
Contract end date	

16/17 Contracted general activity (UDA)	8,143
Carry forward general activity (UDA)	94
16/17 Contracted orthodontic activity (UOA)	0
Carry forward orthodontic activity (UOA)	0
Baseline contract value	£213,208.88

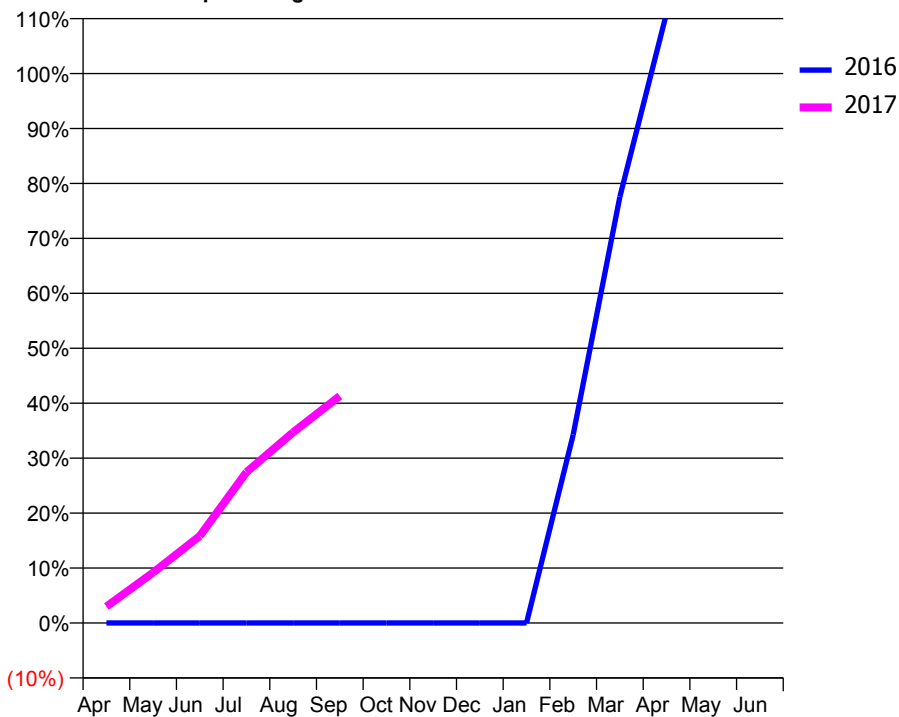
ACCESS*

Patients seen in 24 months	Total	Change since previous quarter
Quarter ending September 2015	0	
Quarter ending December 2015	0	
Quarter ending March 2016	776	
Quarter ending June 2016	1,500	↑
Quarter ending September 2016	1,959	↑
Variance since September 2015	N/A	



ACTIVITY

Cumulative percentage of contracted UDA delivered 2016 & 2017



Adjusted Scheduled Activity (UDA)

Month	2016	2017
April	0	244
May	0	749
June	0	1,289
July	0	2,235
August	0	2,827
September	0	3,364
October	0	
November	0	
December	0	
January	0	
February	698	
March	1,578	
April	2,257	
May	2,269	
June	2,269	

QUALITY

	Quantity	Base Number	Contract	AT	Region	England
% of FP17s for the same patient ID Re-attending within 3 months - Children	36	552	6.5%	11.2%	11.8%	12.4%
% of FP17s for the same patient ID Re-attending within 3 months - Adults	159	1,358	11.7%	16.3%	17.1%	16.7%
% of FP17s for the same patient ID Re-attending between 3 & 9 months - Children	95	552	17.2%	41.5%	45.8%	57.4%
% of FP17s for the same patient ID Re-attending between 3 & 9 months - Adults	222	1,358	16.3%	35.0%	37.6%	50.5%
% of FP17s for Band 1 Urgent Courses	134	1,698	7.9%	10.8%	10.6%	9.1%
% of FP17s Relating to Free Repair or Replacements	4	1,698	0.2%	0.5%	0.6%	0.8%
% of FP17s Relating to Continuations	3	1,698	0.2%	0.9%	0.9%	1.3%
% of Patients satisfied with the dentistry they have received	2	2	N/A	89.2%	90.2%	93.2%
% of Patients satisfied with the time they had to wait for an appointment	2	2	N/A	81.5%	83.8%	89.0%

* This is based on patients treated on this contract for their most recent course of treatment. Figures in italics indicate the base number of FP17s or Patient Questionnaire responses are less than 100. N/A is shown where the base number of responses is less than 10 during the period. % is calculated as Quantity/Base number*100

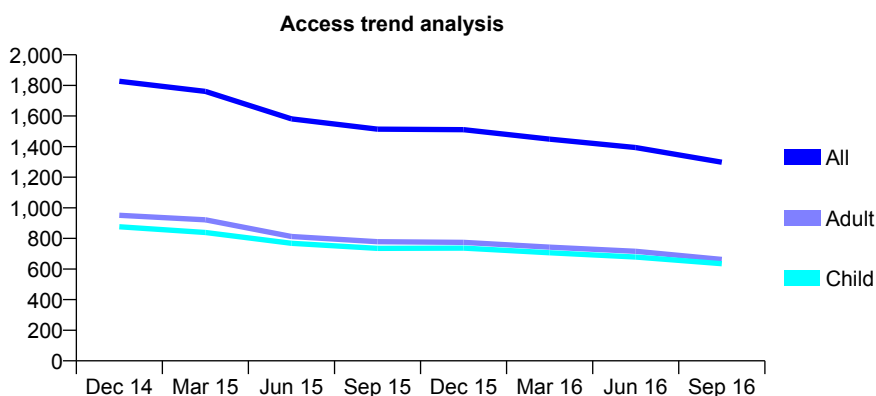
Q61 - Vital Signs At a Glance Contract Report for 270180/0001 - September 2016

Name or company name	MR SS SIHRA
Contract type name	GDS Contract
Purpose of contract	General
Contract start date	01/04/2006
Contract end date	

16/17 Contracted general activity (UDA)	4,009
Carry forward general activity (UDA)	20
16/17 Contracted orthodontic activity (UOA)	0
Carry forward orthodontic activity (UOA)	0
Baseline contract value	£128,460.74

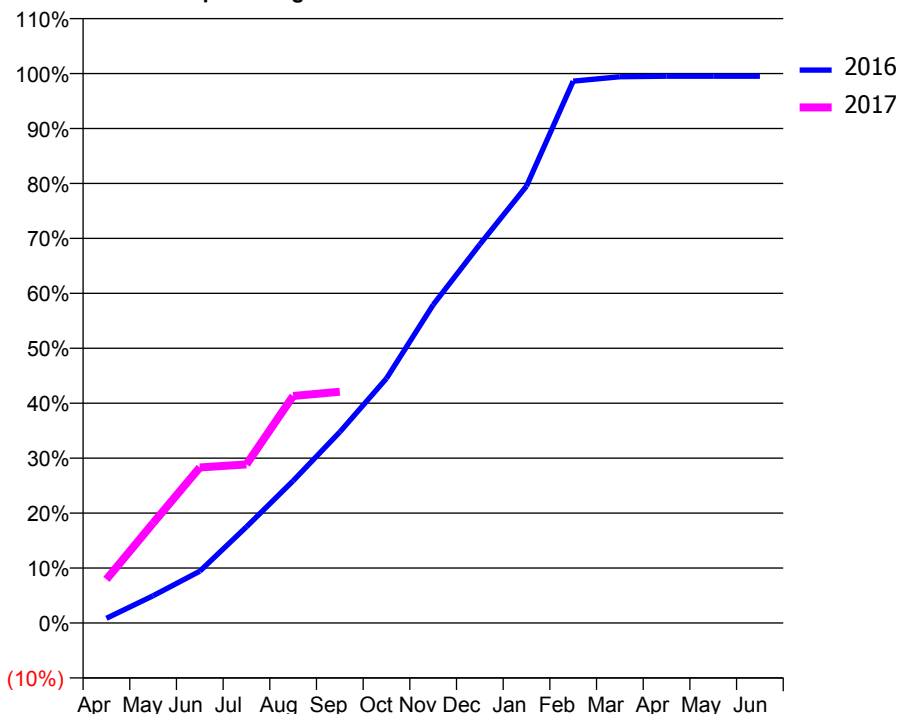
ACCESS*

Patients seen in 24 months	Total	Change since previous quarter
Quarter ending September 2015	1,514	
Quarter ending December 2015	1,511	→
Quarter ending March 2016	1,449	↓
Quarter ending June 2016	1,394	↓
Quarter ending September 2016	1,298	↓
Variance since September 2015	(14.3%)	↓



ACTIVITY

Cumulative percentage of contracted UDA delivered 2016 & 2017



Adjusted Scheduled Activity (UDA)

Month	2016	2017
April	35	319
May	199	730
June	378	1,135
July	702	1,157
August	1,037	1,656
September	1,394	1,687
October	1,784	
November	2,321	
December	2,762	
January	3,188	
February	3,953	
March	3,985	
April	3,989	
May	3,989	
June	3,989	

QUALITY

	Quantity	Base Number	Contract	AT	Region	England
% of FP17s for the same patient ID Re-attending within 3 months - Children	21	323	6.5%	11.2%	11.8%	12.4%
% of FP17s for the same patient ID Re-attending within 3 months - Adults	25	264	9.5%	16.3%	17.1%	16.7%
% of FP17s for the same patient ID Re-attending between 3 & 9 months - Children	168	323	52.0%	41.5%	45.8%	57.4%
% of FP17s for the same patient ID Re-attending between 3 & 9 months - Adults	122	264	46.2%	35.0%	37.6%	50.5%
% of FP17s for Band 1 Urgent Courses	47	583	8.1%	10.8%	10.6%	9.1%
% of FP17s Relating to Free Repair or Replacements	0	583	0.0%	0.5%	0.6%	0.8%
% of FP17s Relating to Continuations	2	583	0.3%	0.9%	0.9%	1.3%
% of Patients satisfied with the dentistry they have received	0	0	N/A	89.2%	90.2%	93.2%
% of Patients satisfied with the time they had to wait for an appointment	0	0	N/A	81.5%	83.8%	89.0%

* This is based on patients treated on this contract for their most recent course of treatment. Figures in italics indicate the base number of FP17s or Patient Questionnaire responses are less than 100. N/A is shown where the base number of responses is less than 10 during the period. % is calculated as Quantity/Base number*100

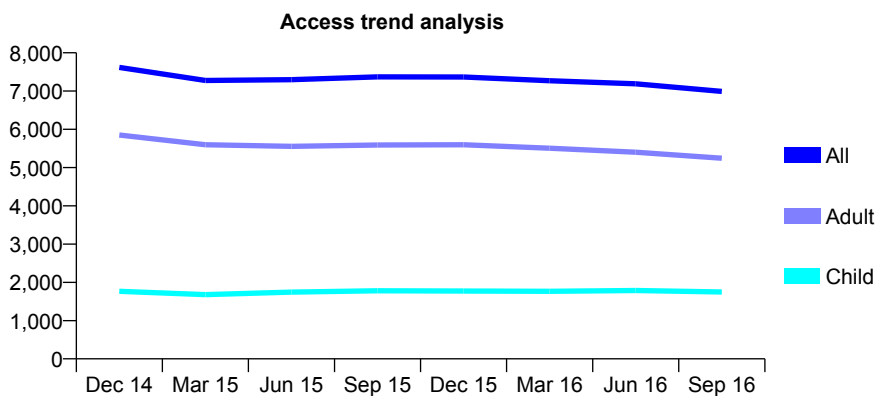
Q61 - Vital Signs At a Glance Contract Report for 277371/0001 - September 2016

Name or company name	MRS K SIVAGURUNATHAN
Contract type name	GDS Contract
Purpose of contract	General
Contract start date	01/04/2006
Contract end date	

16/17 Contracted general activity (UDA)	20,252
Carry forward general activity (UDA)	-73
16/17 Contracted orthodontic activity (UOA)	0
Carry forward orthodontic activity (UOA)	0
Baseline contract value	£520,178.78

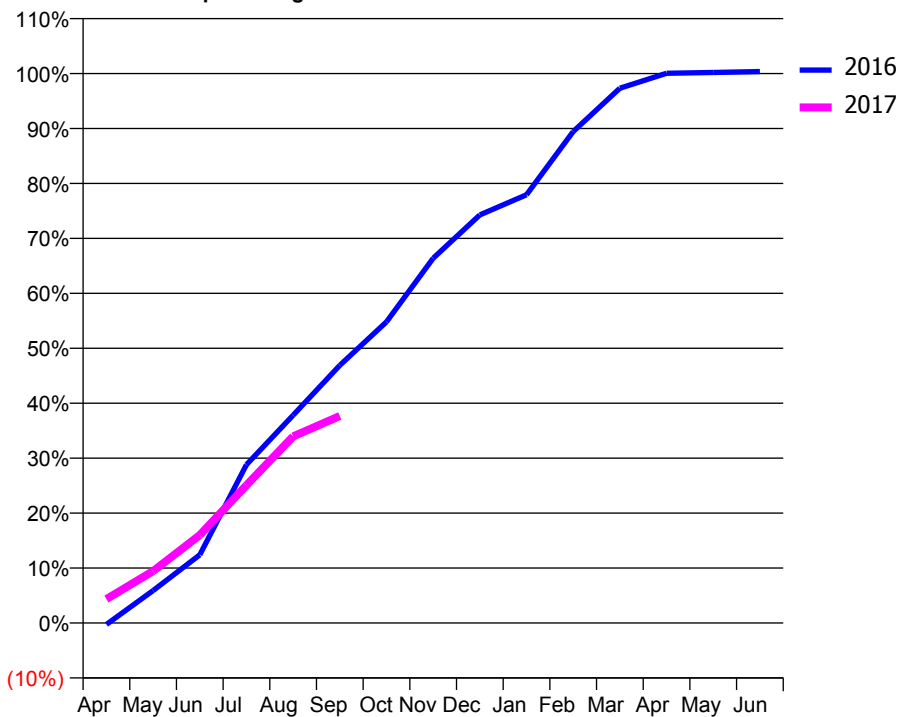
ACCESS*

Patients seen in 24 months	Total	Change since previous quarter
Quarter ending September 2015	7,372	
Quarter ending December 2015	7,368	→
Quarter ending March 2016	7,271	↓
Quarter ending June 2016	7,189	↓
Quarter ending September 2016	6,992	↓
Variance since September 2015	(5.2%)	↓



ACTIVITY

Cumulative percentage of contracted UDA delivered 2016 & 2017



Adjusted Scheduled Activity (UDA)

Month	2016	2017
April	-59	884
May	1,195	1,912
June	2,516	3,241
July	5,837	5,079
August	7,661	6,876
September	9,496	7,631
October	11,099	
November	13,442	
December	15,041	
January	15,785	
February	18,111	
March	19,710	
April	20,259	
May	20,288	
June	20,325	

QUALITY

	Quantity	Base Number	Contract	AT	Region	England
% of FP17s for the same patient ID Re-attending within 3 months - Children	54	853	6.3%	11.2%	11.8%	12.4%
% of FP17s for the same patient ID Re-attending within 3 months - Adults	212	2,230	9.5%	16.3%	17.1%	16.7%
% of FP17s for the same patient ID Re-attending between 3 & 9 months - Children	281	853	32.9%	41.5%	45.8%	57.4%
% of FP17s for the same patient ID Re-attending between 3 & 9 months - Adults	671	2,230	30.1%	35.0%	37.6%	50.5%
% of FP17s for Band 1 Urgent Courses	272	2,819	9.6%	10.8%	10.6%	9.1%
% of FP17s Relating to Free Repair or Replacements	9	2,819	0.3%	0.5%	0.6%	0.8%
% of FP17s Relating to Continuations	15	2,819	0.5%	0.9%	0.9%	1.3%
% of Patients satisfied with the dentistry they have received	1	1	N/A	89.2%	90.2%	93.2%
% of Patients satisfied with the time they had to wait for an appointment	1	1	N/A	81.5%	83.8%	89.0%

* This is based on patients treated on this contract for their most recent course of treatment. Figures in italics indicate the base number of FP17s or Patient Questionnaire responses are less than 100. N/A is shown where the base number of responses is less than 10 during the period. % is calculated as Quantity/Base number*100

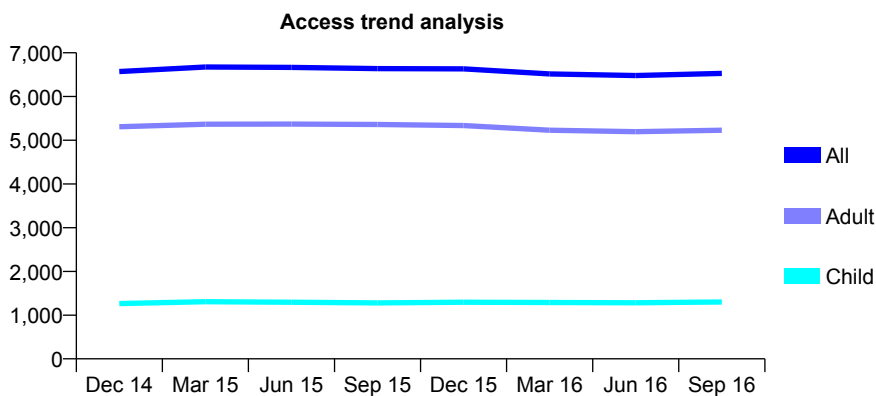
Q61 - Vital Signs At a Glance Contract Report for 277371/0002 - September 2016

Name or company name	MRS K SIVAGURUNATHAN
Contract type name	GDS Contract
Purpose of contract	General
Contract start date	01/11/2007
Contract end date	

16/17 Contracted general activity (UDA)	19,281
Carry forward general activity (UDA)	-207
16/17 Contracted orthodontic activity (UOA)	0
Carry forward orthodontic activity (UOA)	0
Baseline contract value	£544,409.79

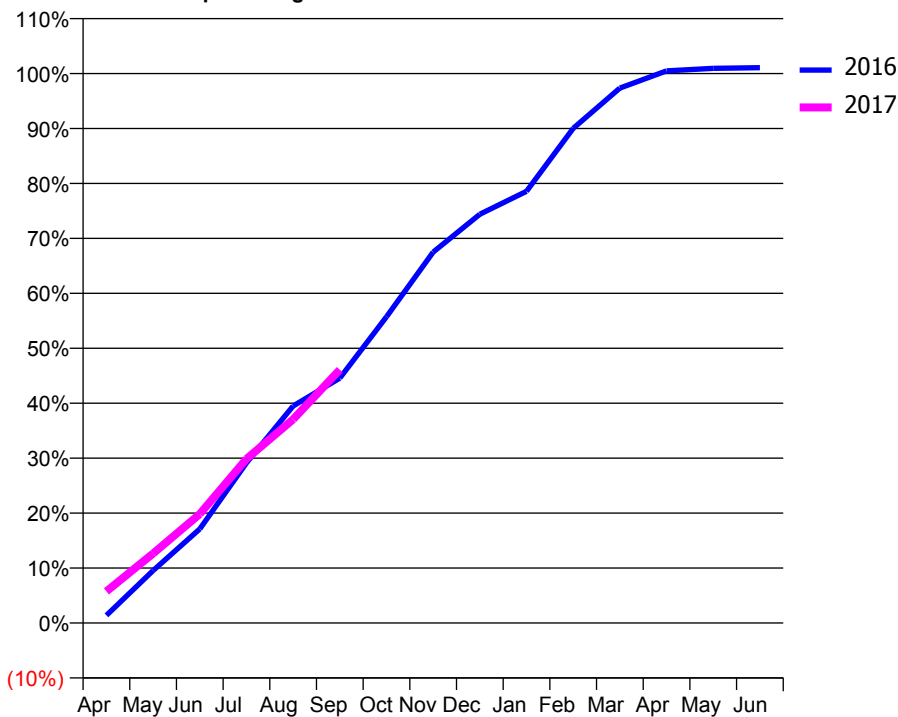
ACCESS*

Patients seen in 24 months	Total	Change since previous quarter
Quarter ending September 2015	6,639	
Quarter ending December 2015	6,631	→
Quarter ending March 2016	6,516	↓
Quarter ending June 2016	6,479	→
Quarter ending September 2016	6,530	→
Variance since September 2015	(1.6%)	↓



ACTIVITY

Cumulative percentage of contracted UDA delivered 2016 & 2017



Month	Adjusted Scheduled Activity (UDA)	
	2016	2017
April	269	1,111
May	1,842	2,438
June	3,299	3,823
July	5,618	5,756
August	7,613	7,146
September	8,591	8,887
October	10,744	
November	13,016	
December	14,343	
January	15,150	
February	17,358	
March	18,769	
April	19,374	
May	19,462	
June	19,488	

QUALITY

	Quantity	Base Number	Contract	AT	Region	England
% of FP17s for the same patient ID Re-attending within 3 months - Children	65	773	8.4%	11.2%	11.8%	12.4%
% of FP17s for the same patient ID Re-attending within 3 months - Adults	201	2,331	8.6%	16.3%	17.1%	16.7%
% of FP17s for the same patient ID Re-attending between 3 & 9 months - Children	319	773	41.3%	41.5%	45.8%	57.4%
% of FP17s for the same patient ID Re-attending between 3 & 9 months - Adults	713	2,331	30.6%	35.0%	37.6%	50.5%
% of FP17s for Band 1 Urgent Courses	49	2,868	1.7%	10.8%	10.6%	9.1%
% of FP17s Relating to Free Repair or Replacements	7	2,868	0.2%	0.5%	0.6%	0.8%
% of FP17s Relating to Continuations	2	2,868	0.1%	0.9%	0.9%	1.3%
% of Patients satisfied with the dentistry they have received	0	1	N/A	89.2%	90.2%	93.2%
% of Patients satisfied with the time they had to wait for an appointment	1	1	N/A	81.5%	83.8%	89.0%

* This is based on patients treated on this contract for their most recent course of treatment. Figures in italics indicate the base number of FP17s or Patient Questionnaire responses are less than 100. N/A is shown where the base number of responses is less than 10 during the period. % is calculated as Quantity/Base number*100

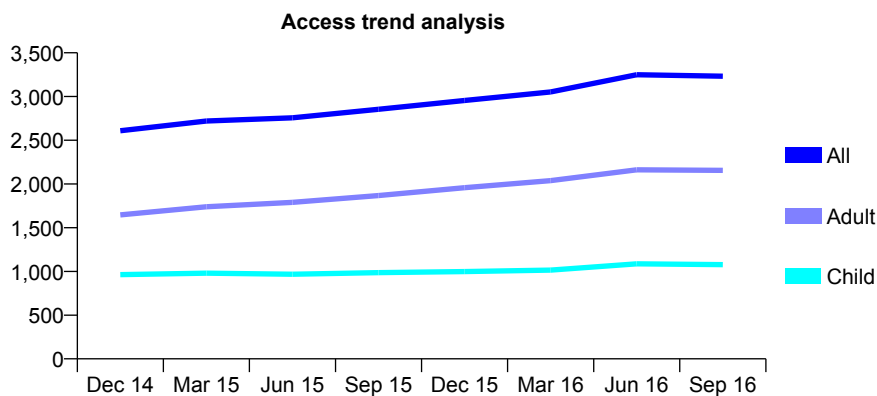
Q61 - Vital Signs At a Glance Contract Report for 277495/0001 - September 2016

Name or company name	DR A ALSAM
Contract type name	GDS Contract
Purpose of contract	General
Contract start date	01/04/2006
Contract end date	

16/17 Contracted general activity (UDA)	7,861
Carry forward general activity (UDA)	189
16/17 Contracted orthodontic activity (UOA)	0
Carry forward orthodontic activity (UOA)	0
Baseline contract value	£220,135.00

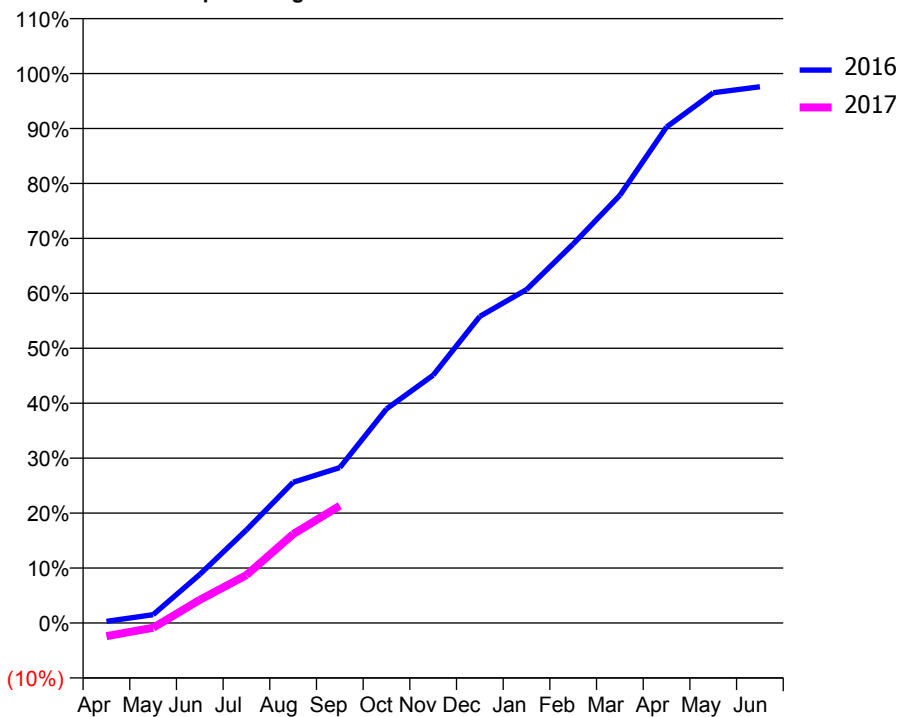
ACCESS*

Patients seen in 24 months	Total	Change since previous quarter
Quarter ending September 2015	2,854	
Quarter ending December 2015	2,955	↑
Quarter ending March 2016	3,053	↑
Quarter ending June 2016	3,249	↑
Quarter ending September 2016	3,233	→
Variance since September 2015	13.3%	↑



ACTIVITY

Cumulative percentage of contracted UDA delivered 2016 & 2017



Month	Adjusted Scheduled Activity (UDA)	
	2016	2017
April	23	-189
May	120	-70
June	696	331
July	1,333	685
August	2,014	1,271
September	2,223	1,677
October	3,064	
November	3,546	
December	4,386	
January	4,770	
February	5,423	
March	6,119	
April	7,096	
May	7,585	
June	7,672	

QUALITY

	Quantity	Base Number	Contract	AT	Region	England
% of FP17s for the same patient ID Re-attending within 3 months - Children	21	492	4.3%	11.2%	11.8%	12.4%
% of FP17s for the same patient ID Re-attending within 3 months - Adults	63	873	7.2%	16.3%	17.1%	16.7%
% of FP17s for the same patient ID Re-attending between 3 & 9 months - Children	175	492	35.6%	41.5%	45.8%	57.4%
% of FP17s for the same patient ID Re-attending between 3 & 9 months - Adults	212	873	24.3%	35.0%	37.6%	50.5%
% of FP17s for Band 1 Urgent Courses	105	774	13.6%	10.8%	10.6%	9.1%
% of FP17s Relating to Free Repair or Replacements	0	774	0.0%	0.5%	0.6%	0.8%
% of FP17s Relating to Continuations	1	774	0.1%	0.9%	0.9%	1.3%
% of Patients satisfied with the dentistry they have received	1	2	N/A	89.2%	90.2%	93.2%
% of Patients satisfied with the time they had to wait for an appointment	2	2	N/A	81.5%	83.8%	89.0%

* This is based on patients treated on this contract for their most recent course of treatment. Figures in italics indicate the base number of FP17s or Patient Questionnaire responses are less than 100. N/A is shown where the base number of responses is less than 10 during the period. % is calculated as Quantity/Base number*100

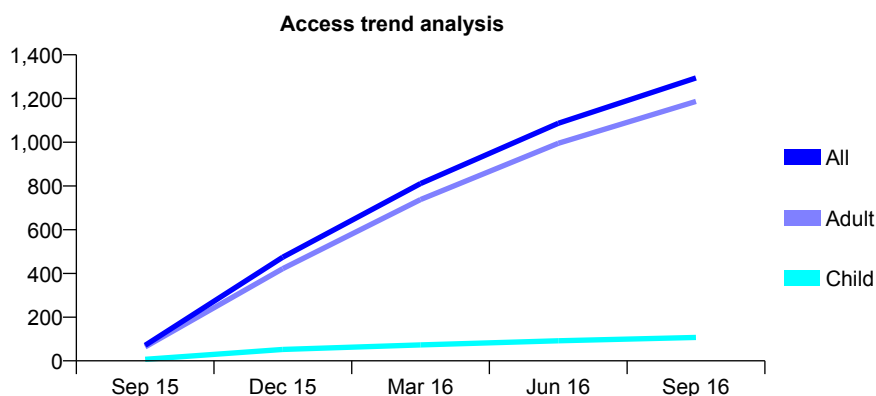
Q61 - Vital Signs At a Glance Contract Report for 285978/0002 - September 2016

Name or company name	MR A DEMETRIOU
Contract type name	GDS Contract
Purpose of contract	General
Contract start date	01/09/2015
Contract end date	

16/17 Contracted general activity (UDA)	6,809
Carry forward general activity (UDA)	0
16/17 Contracted orthodontic activity (UOA)	0
Carry forward orthodontic activity (UOA)	0
Baseline contract value	£149,211.09

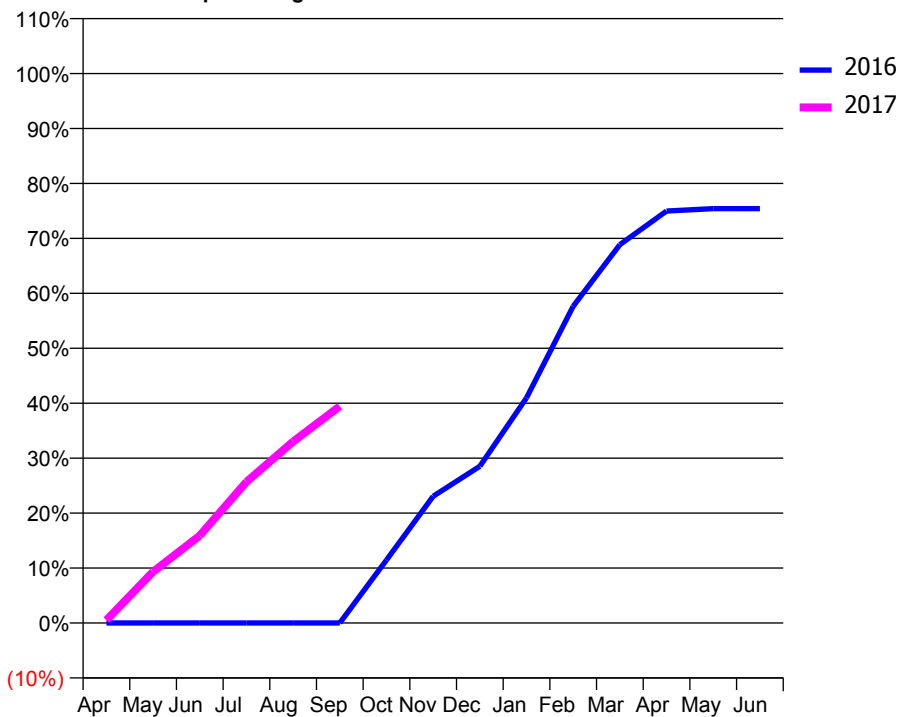
ACCESS*

Patients seen in 24 months	Total	Change since previous quarter
Quarter ending September 2015	71	
Quarter ending December 2015	474	↑
Quarter ending March 2016	811	↑
Quarter ending June 2016	1,087	↑
Quarter ending September 2016	1,294	↑
Variance since September 2015	1722.5%	↑



ACTIVITY

Cumulative percentage of contracted UDA delivered 2016 & 2017



Month	Adjusted Scheduled Activity (UDA)	
	2016	2017
April	0	35
May	0	636
June	0	1,083
July	0	1,750
August	0	2,247
September	0	2,686
October	520	
November	1,047	
December	1,294	
January	1,860	
February	2,617	
March	3,126	
April	3,403	
May	3,423	
June	3,423	

QUALITY

	Quantity	Base Number	Contract	AT	Region	England
% of FP17s for the same patient ID Re-attending within 3 months - Children	3	68	4.4%	11.2%	11.8%	12.4%
% of FP17s for the same patient ID Re-attending within 3 months - Adults	88	810	10.9%	16.3%	17.1%	16.7%
% of FP17s for the same patient ID Re-attending between 3 & 9 months - Children	18	68	26.5%	41.5%	45.8%	57.4%
% of FP17s for the same patient ID Re-attending between 3 & 9 months - Adults	202	810	24.9%	35.0%	37.6%	50.5%
% of FP17s for Band 1 Urgent Courses	29	807	3.6%	10.8%	10.6%	9.1%
% of FP17s Relating to Free Repair or Replacements	11	807	1.4%	0.5%	0.6%	0.8%
% of FP17s Relating to Continuations	1	807	0.1%	0.9%	0.9%	1.3%
% of Patients satisfied with the dentistry they have received	10	13	76.9%	89.2%	90.2%	93.2%
% of Patients satisfied with the time they had to wait for an appointment	12	13	92.3%	81.5%	83.8%	89.0%

* This is based on patients treated on this contract for their most recent course of treatment. Figures in italics indicate the base number of FP17s or Patient Questionnaire responses are less than 100. N/A is shown where the base number of responses is less than 10 during the period. % is calculated as Quantity/Base number*100

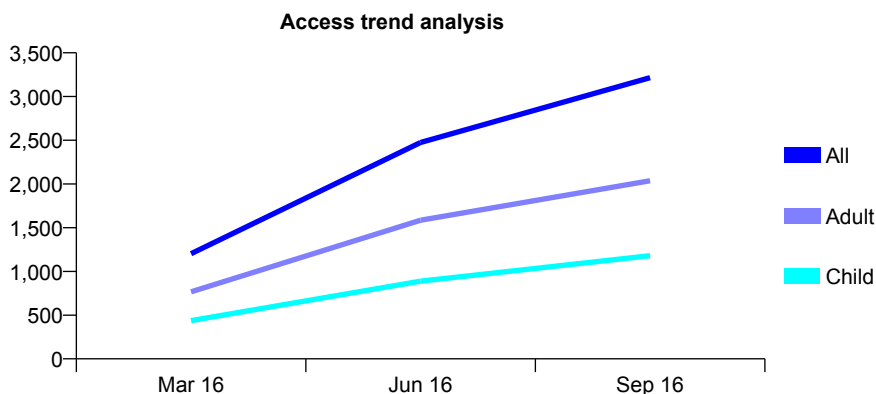
Q61 - Vital Signs At a Glance Contract Report for 299049/0001 - September 2016

Name or company name	MISS R SHAH
Contract type name	GDS Contract
Purpose of contract	General
Contract start date	01/01/2016
Contract end date	

16/17 Contracted general activity (UDA)	14,112
Carry forward general activity (UDA)	348
16/17 Contracted orthodontic activity (UOA)	0
Carry forward orthodontic activity (UOA)	0
Baseline contract value	£349,693.51

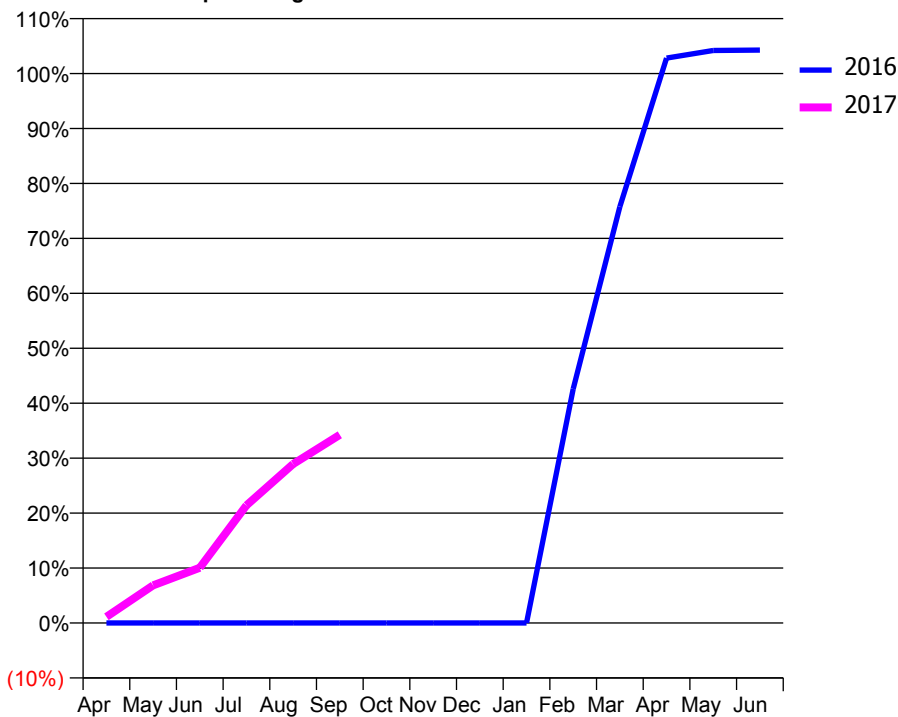
ACCESS*

Patients seen in 24 months	Total	Change since previous quarter
Quarter ending September 2015	0	
Quarter ending December 2015	0	
Quarter ending March 2016	1,203	
Quarter ending June 2016	2,474	↑
Quarter ending September 2016	3,216	↑
Variance since September 2015	N/A	



ACTIVITY

Cumulative percentage of contracted UDA delivered 2016 & 2017



Adjusted Scheduled Activity (UDA)

Month	2016	2017
April	0	160
May	0	966
June	0	1,420
July	0	3,022
August	0	4,083
September	0	4,833
October	0	
November	0	
December	0	
January	0	
February	1,503	
March	2,673	
April	3,627	
May	3,676	
June	3,678	

QUALITY

	Quantity	Base Number	Contract	AT	Region	England
% of FP17s for the same patient ID Re-attending within 3 months - Children	44	1,073	4.1%	11.2%	11.8%	12.4%
% of FP17s for the same patient ID Re-attending within 3 months - Adults	108	1,740	6.2%	16.3%	17.1%	16.7%
% of FP17s for the same patient ID Re-attending between 3 & 9 months - Children	212	1,073	19.8%	41.5%	45.8%	57.4%
% of FP17s for the same patient ID Re-attending between 3 & 9 months - Adults	330	1,740	19.0%	35.0%	37.6%	50.5%
% of FP17s for Band 1 Urgent Courses	107	2,416	4.4%	10.8%	10.6%	9.1%
% of FP17s Relating to Free Repair or Replacements	0	2,416	0.0%	0.5%	0.6%	0.8%
% of FP17s Relating to Continuations	3	2,416	0.1%	0.9%	0.9%	1.3%
% of Patients satisfied with the dentistry they have received	4	4	N/A	89.2%	90.2%	93.2%
% of Patients satisfied with the time they had to wait for an appointment	3	4	N/A	81.5%	83.8%	89.0%

* This is based on patients treated on this contract for their most recent course of treatment. Figures in italics indicate the base number of FP17s or Patient Questionnaire responses are less than 100. N/A is shown where the base number of responses is less than 10 during the period. % is calculated as Quantity/Base number*100

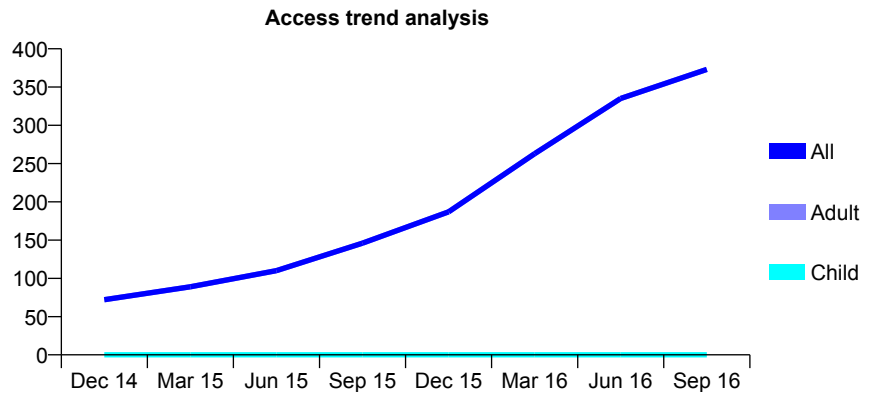
Q61 - Vital Signs At a Glance Contract Report for 302139/0003 - September 2016

Name or company name	MR VA PATEL
Contract type name	PDS Contract
Purpose of contract	General
Contract start date	01/04/2014
Contract end date	31/03/2017

16/17 Contracted general activity (UDA)	900
Carry forward general activity (UDA)	-18
16/17 Contracted orthodontic activity (UOA)	0
Carry forward orthodontic activity (UOA)	0
Baseline contract value	£46,656.98

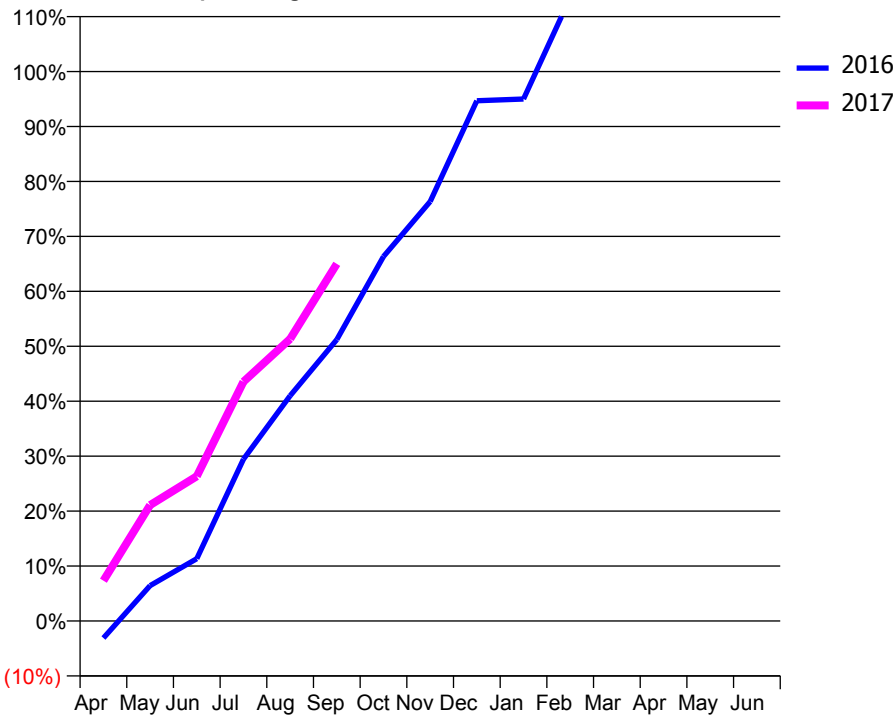
ACCESS*

Patients seen in 24 months	Total	Change since previous quarter
Quarter ending September 2015	146	
Quarter ending December 2015	187	↑
Quarter ending March 2016	263	↑
Quarter ending June 2016	335	↑
Quarter ending September 2016	373	↑
Variance since September 2015	155.5%	↑



ACTIVITY

Cumulative percentage of contracted UDA delivered 2016 & 2017



Month	Adjusted Scheduled Activity (UDA)	
	2016	2017
April	-28	66
May	58	190
June	102	237
July	265	392
August	369	462
September	461	585
October	597	
November	687	
December	852	
January	855	
February	1,020	
March	1,100	
April	1,122	
May	1,122	
June	1,122	

QUALITY

	Quantity	Base Number	Contract	AT	Region	England
% of FP17s for the same patient ID Re-attending within 3 months - Children	0	1	0.0%	11.2%	11.8%	12.4%
% of FP17s for the same patient ID Re-attending within 3 months - Adults	5	205	2.4%	16.3%	17.1%	16.7%
% of FP17s for the same patient ID Re-attending between 3 & 9 months - Children	0	1	0.0%	41.5%	45.8%	57.4%
% of FP17s for the same patient ID Re-attending between 3 & 9 months - Adults	0	205	0.0%	35.0%	37.6%	50.5%
% of FP17s for Band 1 Urgent Courses	0	195	0.0%	10.8%	10.6%	9.1%
% of FP17s Relating to Free Repair or Replacements	0	195	0.0%	0.5%	0.6%	0.8%
% of FP17s Relating to Continuations	0	195	0.0%	0.9%	0.9%	1.3%
% of Patients satisfied with the dentistry they have received	0	0	N/A	89.2%	90.2%	93.2%
% of Patients satisfied with the time they had to wait for an appointment	0	0	N/A	81.5%	83.8%	89.0%

* This is based on patients treated on this contract for their most recent course of treatment. Figures in italics indicate the base number of FP17s or Patient Questionnaire responses are less than 100. N/A is shown where the base number of responses is less than 10 during the period. % is calculated as Quantity/Base number*100

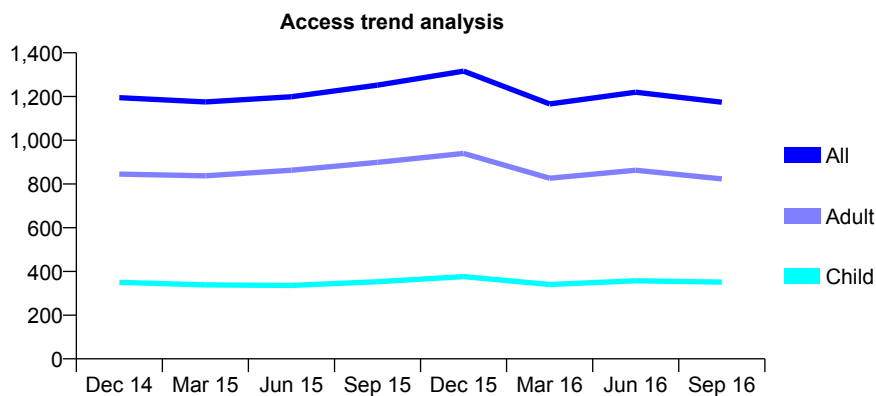
Q61 - Vital Signs At a Glance Contract Report for 305286/0001 - September 2016

Name or company name	MR S LEIGH
Contract type name	GDS Contract
Purpose of contract	General
Contract start date	01/04/2006
Contract end date	

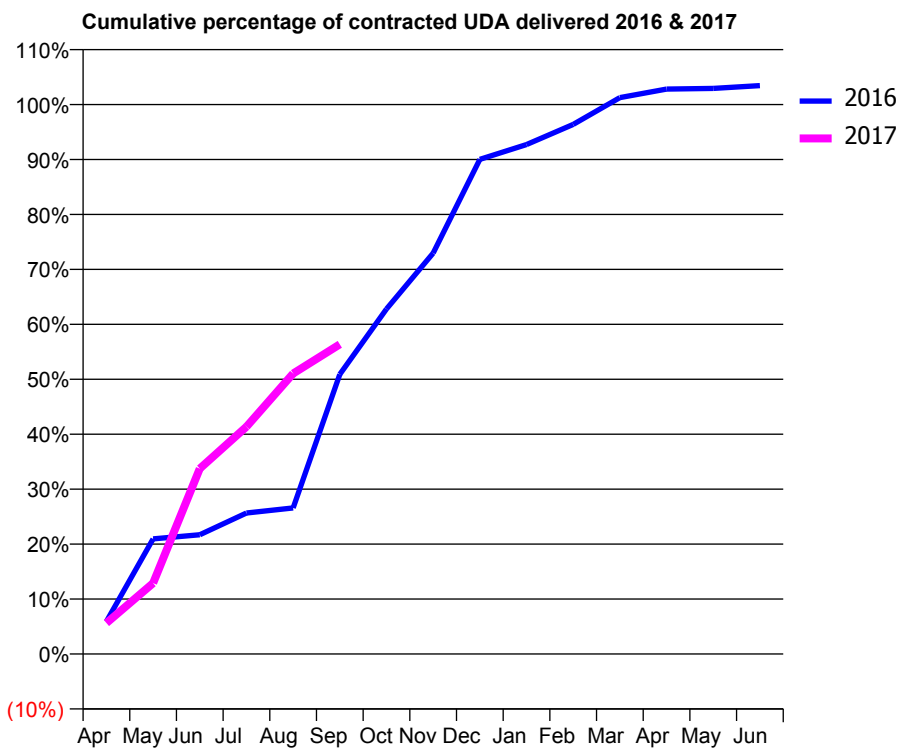
16/17 Contracted general activity (UDA)	3,000
Carry forward general activity (UDA)	-60
16/17 Contracted orthodontic activity (UOA)	0
Carry forward orthodontic activity (UOA)	0
Baseline contract value	£84,609.31

ACCESS*

Patients seen in 24 months	Total	Change since previous quarter
Quarter ending September 2015	1,252	
Quarter ending December 2015	1,316	↑
Quarter ending March 2016	1,166	↓
Quarter ending June 2016	1,220	↑
Quarter ending September 2016	1,174	↓
Variance since September 2015	(6.2%)	↓



ACTIVITY



Month	Adjusted Scheduled Activity (UDA)	
	2016	2017
April	178	170
May	629	387
June	651	1,013
July	770	1,241
August	798	1,531
September	1,527	1,691
October	1,884	
November	2,188	
December	2,700	
January	2,781	
February	2,891	
March	3,038	
April	3,084	
May	3,088	
June	3,103	

QUALITY

	Quantity	Base Number	Contract	AT	Region	England
% of FP17s for the same patient ID Re-attending within 3 months - Children	5	235	2.1%	11.2%	11.8%	12.4%
% of FP17s for the same patient ID Re-attending within 3 months - Adults	64	460	13.9%	16.3%	17.1%	16.7%
% of FP17s for the same patient ID Re-attending between 3 & 9 months - Children	86	235	36.6%	41.5%	45.8%	57.4%
% of FP17s for the same patient ID Re-attending between 3 & 9 months - Adults	158	460	34.3%	35.0%	37.6%	50.5%
% of FP17s for Band 1 Urgent Courses	68	665	10.2%	10.8%	10.6%	9.1%
% of FP17s Relating to Free Repair or Replacements	1	665	0.2%	0.5%	0.6%	0.8%
% of FP17s Relating to Continuations	0	665	0.0%	0.9%	0.9%	1.3%
% of Patients satisfied with the dentistry they have received	1	1	N/A	89.2%	90.2%	93.2%
% of Patients satisfied with the time they had to wait for an appointment	1	1	N/A	81.5%	83.8%	89.0%

* This is based on patients treated on this contract for their most recent course of treatment. Figures in italics indicate the base number of FP17s or Patient Questionnaire responses are less than 100. N/A is shown where the base number of responses is less than 10 during the period. % is calculated as Quantity/Base number*100

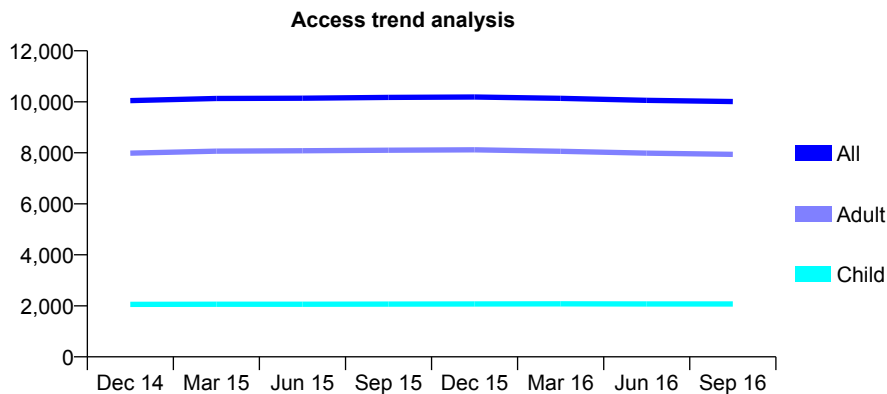
Q61 - Vital Signs At a Glance Contract Report for 306711/0001 - September 2016

Name or company name	Raydens Dental Surgery
Contract type name	GDS Contract
Purpose of contract	General
Contract start date	01/04/2006
Contract end date	

16/17 Contracted general activity (UDA)	25,759
Carry forward general activity (UDA)	0
16/17 Contracted orthodontic activity (UOA)	0
Carry forward orthodontic activity (UOA)	0
Baseline contract value	£586,121.07

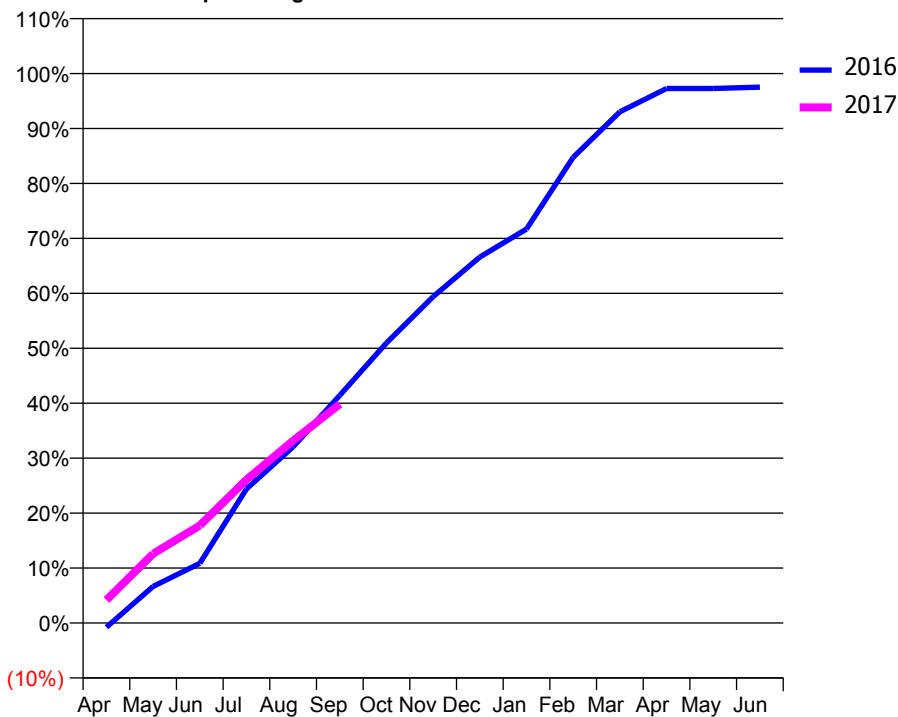
ACCESS*

Patients seen in 24 months	Total	Change since previous quarter
Quarter ending September 2015	10,172	
Quarter ending December 2015	10,190	→
Quarter ending March 2016	10,137	→
Quarter ending June 2016	10,058	→
Quarter ending September 2016	10,009	→
Variance since September 2015	(1.6%)	↓



ACTIVITY

Cumulative percentage of contracted UDA delivered 2016 & 2017



Month	Adjusted Scheduled Activity (UDA)	
	2016	2017
April	-202	1,081
May	1,714	3,249
June	2,797	4,571
July	6,286	6,718
August	8,262	8,548
September	10,675	10,262
October	13,133	
November	15,300	
December	17,153	
January	18,470	
February	21,834	
March	23,961	
April	25,055	
May	25,057	
June	25,122	

QUALITY

	Quantity	Base Number	Contract	AT	Region	England
% of FP17s for the same patient ID Re-attending within 3 months - Children	102	1,175	8.7%	11.2%	11.8%	12.4%
% of FP17s for the same patient ID Re-attending within 3 months - Adults	664	4,225	15.7%	16.3%	17.1%	16.7%
% of FP17s for the same patient ID Re-attending between 3 & 9 months - Children	299	1,175	25.4%	41.5%	45.8%	57.4%
% of FP17s for the same patient ID Re-attending between 3 & 9 months - Adults	1,171	4,225	27.7%	35.0%	37.6%	50.5%
% of FP17s for Band 1 Urgent Courses	574	4,831	11.9%	10.8%	10.6%	9.1%
% of FP17s Relating to Free Repair or Replacements	89	4,831	1.8%	0.5%	0.6%	0.8%
% of FP17s Relating to Continuations	79	4,831	1.6%	0.9%	0.9%	1.3%
% of Patients satisfied with the dentistry they have received	4	4	N/A	89.2%	90.2%	93.2%
% of Patients satisfied with the time they had to wait for an appointment	4	4	N/A	81.5%	83.8%	89.0%

* This is based on patients treated on this contract for their most recent course of treatment. Figures in italics indicate the base number of FP17s or Patient Questionnaire responses are less than 100. N/A is shown where the base number of responses is less than 10 during the period. % is calculated as Quantity/Base number*100

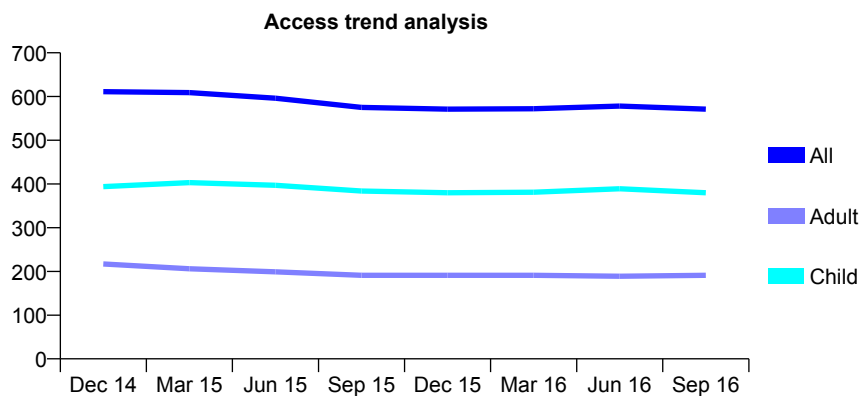
Q61 - Vital Signs At a Glance Contract Report for 307386/0001 - September 2016

Name or company name	MR WL MEESON
Contract type name	GDS Contract
Purpose of contract	General
Contract start date	01/04/2006
Contract end date	

16/17 Contracted general activity (UDA)	1,900
Carry forward general activity (UDA)	0
16/17 Contracted orthodontic activity (UOA)	0
Carry forward orthodontic activity (UOA)	0
Baseline contract value	£39,380.90

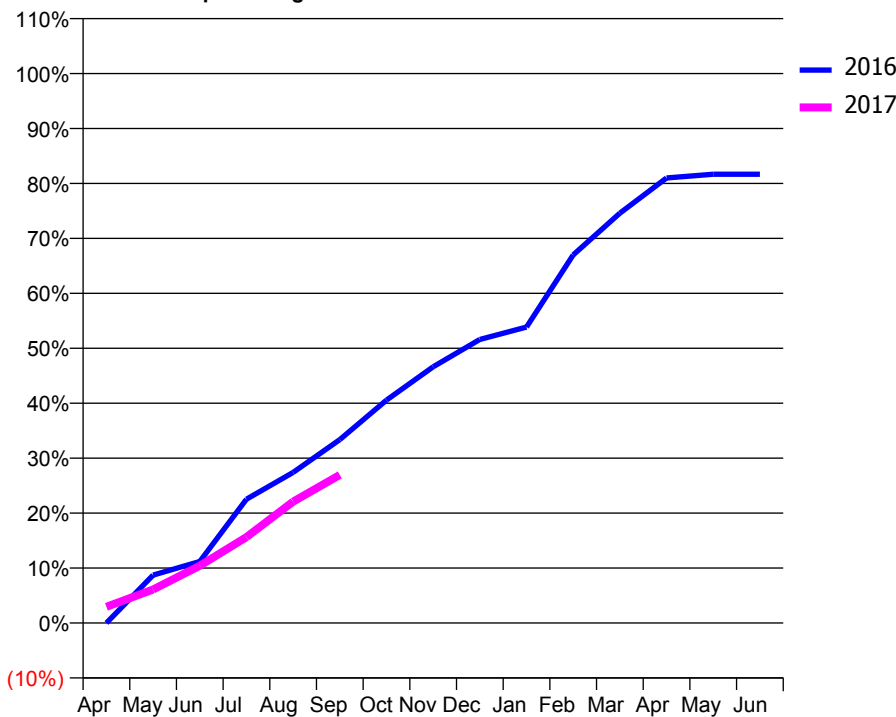
ACCESS*

Patients seen in 24 months	Total	Change since previous quarter
Quarter ending September 2015	575	
Quarter ending December 2015	571	→
Quarter ending March 2016	572	→
Quarter ending June 2016	578	→
Quarter ending September 2016	571	↓
Variance since September 2015	(0.7%)	→



ACTIVITY

Cumulative percentage of contracted UDA delivered 2016 & 2017



Month	Adjusted Scheduled Activity (UDA)	
	2016	2017
April	0	56
May	166	116
June	213	198
July	428	297
August	521	420
September	634	512
October	771	
November	886	
December	980	
January	1,023	
February	1,273	
March	1,417	
April	1,539	
May	1,552	
June	1,552	

QUALITY

	Quantity	Base Number	Contract	AT	Region	England
% of FP17s for the same patient ID Re-attending within 3 months - Children	8	225	3.6%	11.2%	11.8%	12.4%
% of FP17s for the same patient ID Re-attending within 3 months - Adults	11	78	14.1%	16.3%	17.1%	16.7%
% of FP17s for the same patient ID Re-attending between 3 & 9 months - Children	110	225	48.9%	41.5%	45.8%	57.4%
% of FP17s for the same patient ID Re-attending between 3 & 9 months - Adults	40	78	51.3%	35.0%	37.6%	50.5%
% of FP17s for Band 1 Urgent Courses	6	248	2.4%	10.8%	10.6%	9.1%
% of FP17s Relating to Free Repair or Replacements	0	248	0.0%	0.5%	0.6%	0.8%
% of FP17s Relating to Continuations	0	248	0.0%	0.9%	0.9%	1.3%
% of Patients satisfied with the dentistry they have received	0	0	N/A	89.2%	90.2%	93.2%
% of Patients satisfied with the time they had to wait for an appointment	0	0	N/A	81.5%	83.8%	89.0%

* This is based on patients treated on this contract for their most recent course of treatment. Figures in italics indicate the base number of FP17s or Patient Questionnaire responses are less than 100. N/A is shown where the base number of responses is less than 10 during the period. % is calculated as Quantity/Base number*100

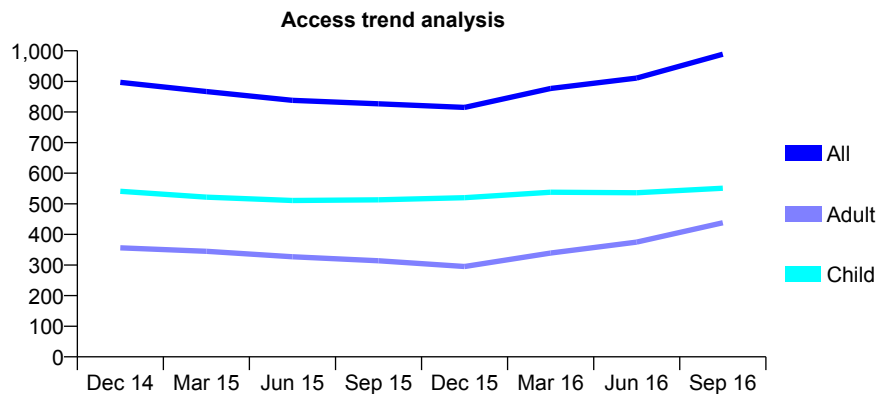
Q61 - Vital Signs At a Glance Contract Report for 308536/0001 - September 2016

Name or company name	MR AR ROSS
Contract type name	GDS Contract
Purpose of contract	General
Contract start date	01/04/2006
Contract end date	

16/17 Contracted general activity (UDA)	1,393
Carry forward general activity (UDA)	16
16/17 Contracted orthodontic activity (UOA)	0
Carry forward orthodontic activity (UOA)	0
Baseline contract value	£28,938.33

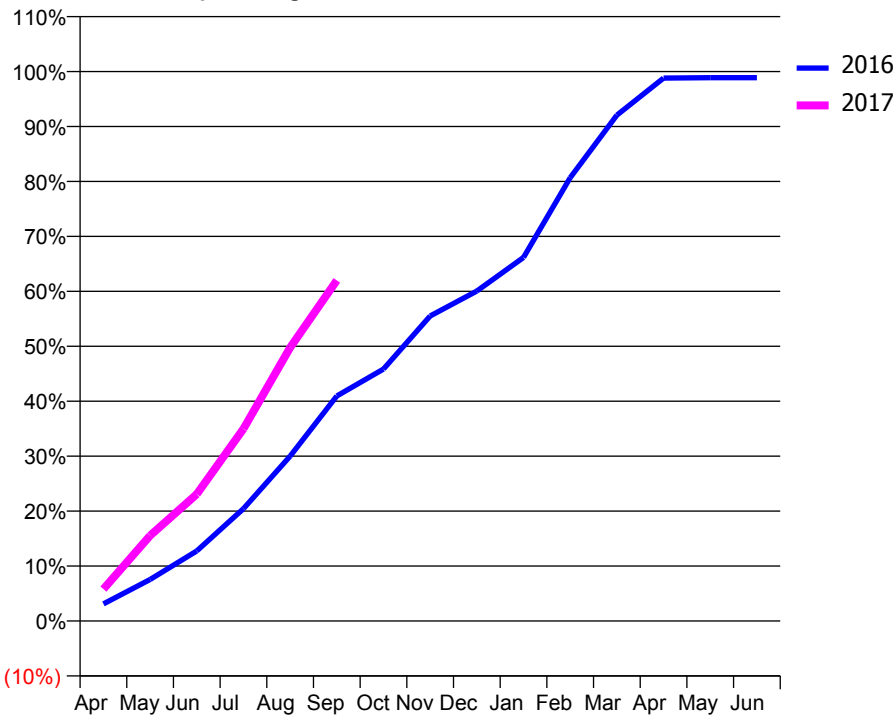
ACCESS*

Patients seen in 24 months	Total	Change since previous quarter
Quarter ending September 2015	827	
Quarter ending December 2015	815	↓
Quarter ending March 2016	877	↑
Quarter ending June 2016	911	↑
Quarter ending September 2016	989	↑
Variance since September 2015	19.6%	↑



ACTIVITY

Cumulative percentage of contracted UDA delivered 2016 & 2017



Month	Adjusted Scheduled Activity (UDA)	
	2016	2017
April	43	81
May	105	217
June	178	322
July	285	487
August	418	693
September	570	863
October	639	
November	773	
December	836	
January	922	
February	1,124	
March	1,282	
April	1,376	
May	1,377	
June	1,377	

QUALITY

	Quantity	Base Number	Contract	AT	Region	England
% of FP17s for the same patient ID Re-attending within 3 months - Children	19	384	4.9%	11.2%	11.8%	12.4%
% of FP17s for the same patient ID Re-attending within 3 months - Adults	29	299	9.7%	16.3%	17.1%	16.7%
% of FP17s for the same patient ID Re-attending between 3 & 9 months - Children	215	384	56.0%	41.5%	45.8%	57.4%
% of FP17s for the same patient ID Re-attending between 3 & 9 months - Adults	68	299	22.7%	35.0%	37.6%	50.5%
% of FP17s for Band 1 Urgent Courses	77	624	12.3%	10.8%	10.6%	9.1%
% of FP17s Relating to Free Repair or Replacements	1	624	0.2%	0.5%	0.6%	0.8%
% of FP17s Relating to Continuations	1	624	0.2%	0.9%	0.9%	1.3%
% of Patients satisfied with the dentistry they have received	0	0	N/A	89.2%	90.2%	93.2%
% of Patients satisfied with the time they had to wait for an appointment	0	0	N/A	81.5%	83.8%	89.0%

* This is based on patients treated on this contract for their most recent course of treatment. Figures in italics indicate the base number of FP17s or Patient Questionnaire responses are less than 100. N/A is shown where the base number of responses is less than 10 during the period. % is calculated as Quantity/Base number*100

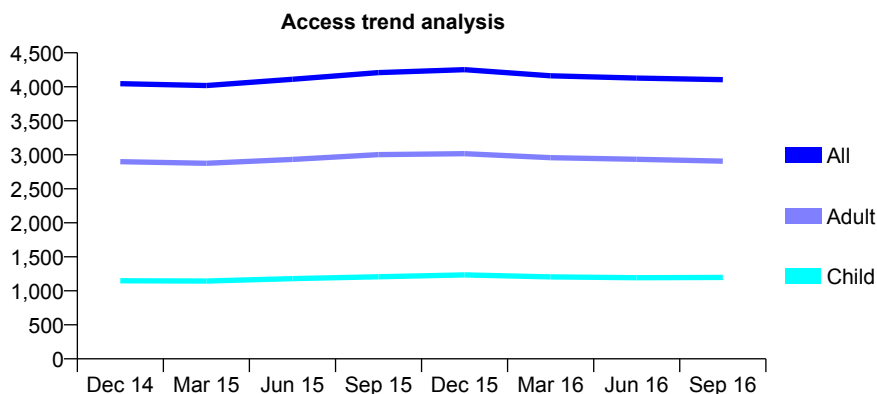
Q61 - Vital Signs At a Glance Contract Report for 310093/0001 - September 2016

Name or company name	MR DG BORODA
Contract type name	GDS Contract
Purpose of contract	General
Contract start date	01/04/2006
Contract end date	

16/17 Contracted general activity (UDA)	10,534
Carry forward general activity (UDA)	-64
16/17 Contracted orthodontic activity (UOA)	0
Carry forward orthodontic activity (UOA)	0
Baseline contract value	£284,325.78

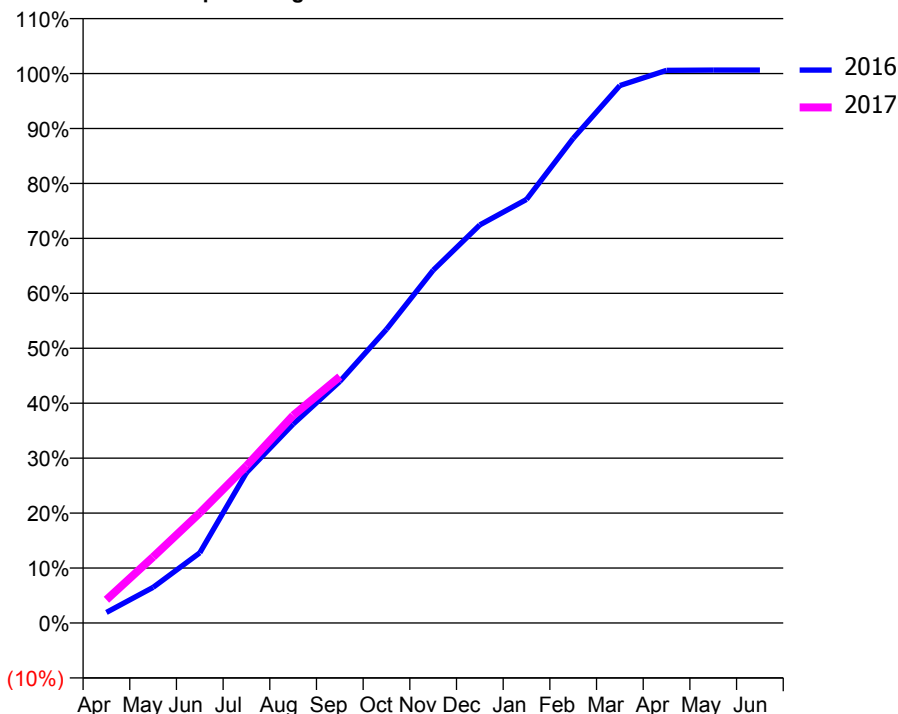
ACCESS*

Patients seen in 24 months	Total	Change since previous quarter
Quarter ending September 2015	4,209	
Quarter ending December 2015	4,251	→
Quarter ending March 2016	4,162	↓
Quarter ending June 2016	4,128	→
Quarter ending September 2016	4,104	→
Variance since September 2015	(2.5%)	↓



ACTIVITY

Cumulative percentage of contracted UDA delivered 2016 & 2017



Month	Adjusted Scheduled Activity (UDA)	
	2016	2017
April	204	446
May	685	1,267
June	1,346	2,110
July	2,882	3,014
August	3,813	3,979
September	4,631	4,723
October	5,629	
November	6,761	
December	7,631	
January	8,121	
February	9,291	
March	10,304	
April	10,595	
May	10,598	
June	10,598	

QUALITY

	Quantity	Base Number	Contract	AT	Region	England
% of FP17s for the same patient ID Re-attending within 3 months - Children	30	584	5.1%	11.2%	11.8%	12.4%
% of FP17s for the same patient ID Re-attending within 3 months - Adults	141	1,274	11.1%	16.3%	17.1%	16.7%
% of FP17s for the same patient ID Re-attending between 3 & 9 months - Children	235	584	40.2%	41.5%	45.8%	57.4%
% of FP17s for the same patient ID Re-attending between 3 & 9 months - Adults	501	1,274	39.3%	35.0%	37.6%	50.5%
% of FP17s for Band 1 Urgent Courses	86	1,781	4.8%	10.8%	10.6%	9.1%
% of FP17s Relating to Free Repair or Replacements	2	1,781	0.1%	0.5%	0.6%	0.8%
% of FP17s Relating to Continuations	44	1,781	2.5%	0.9%	0.9%	1.3%
% of Patients satisfied with the dentistry they have received	2	2	N/A	89.2%	90.2%	93.2%
% of Patients satisfied with the time they had to wait for an appointment	2	2	N/A	81.5%	83.8%	89.0%

* This is based on patients treated on this contract for their most recent course of treatment. Figures in italics indicate the base number of FP17s or Patient Questionnaire responses are less than 100. N/A is shown where the base number of responses is less than 10 during the period. % is calculated as Quantity/Base number*100

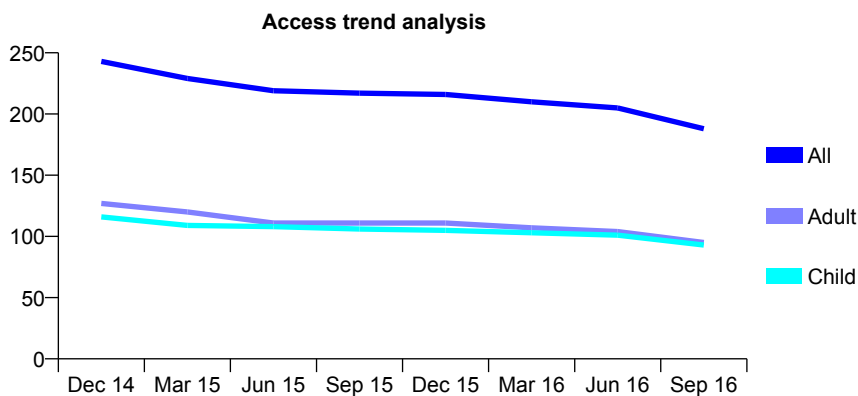
Q61 - Vital Signs At a Glance Contract Report for 319694/0001 - September 2016

Name or company name	MR A LANGDON
Contract type name	GDS Contract
Purpose of contract	General
Contract start date	01/04/2006
Contract end date	

16/17 Contracted general activity (UDA)	800
Carry forward general activity (UDA)	0
16/17 Contracted orthodontic activity (UOA)	0
Carry forward orthodontic activity (UOA)	0
Baseline contract value	£17,949.45

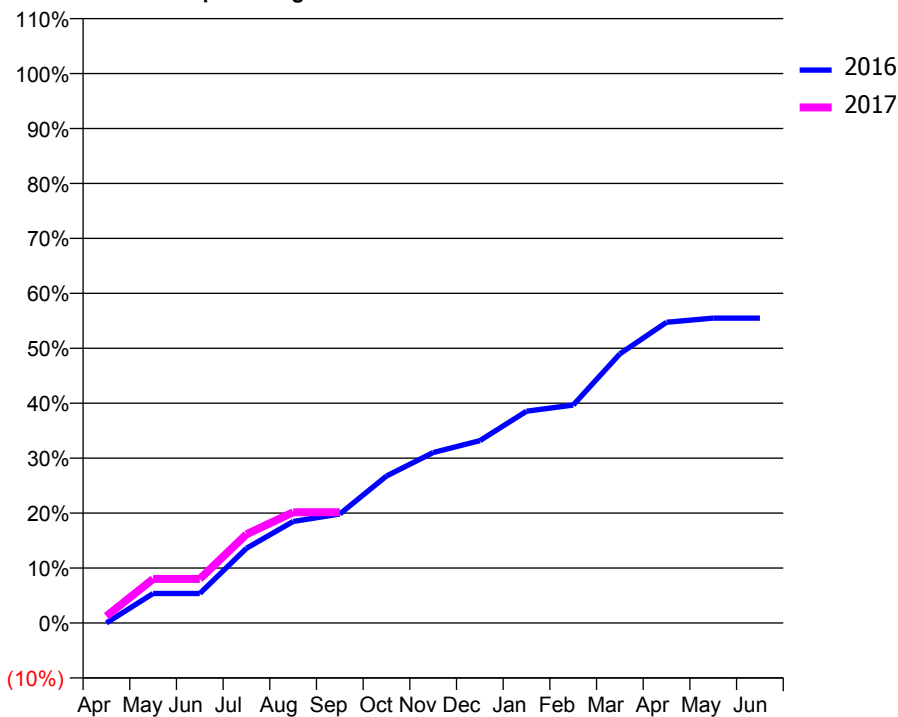
ACCESS*

Patients seen in 24 months	Total	Change since previous quarter
Quarter ending September 2015	217	
Quarter ending December 2015	216	→
Quarter ending March 2016	210	↓
Quarter ending June 2016	205	↓
Quarter ending September 2016	188	↓
Variance since September 2015	(13.4%)	↓



ACTIVITY

Cumulative percentage of contracted UDA delivered 2016 & 2017



Adjusted Scheduled Activity (UDA)

Month	2016	2017
April	0	10
May	43	64
June	43	64
July	109	129
August	148	161
September	159	161
October	214	
November	248	
December	265	
January	308	
February	317	
March	392	
April	438	
May	444	
June	444	

QUALITY

	Quantity	Base Number	Contract	AT	Region	England
% of FP17s for the same patient ID Re-attending within 3 months - Children	3	43	7.0%	11.2%	11.8%	12.4%
% of FP17s for the same patient ID Re-attending within 3 months - Adults	9	48	18.8%	16.3%	17.1%	16.7%
% of FP17s for the same patient ID Re-attending between 3 & 9 months - Children	17	43	39.5%	41.5%	45.8%	57.4%
% of FP17s for the same patient ID Re-attending between 3 & 9 months - Adults	16	48	33.3%	35.0%	37.6%	50.5%
% of FP17s for Band 1 Urgent Courses	1	71	1.4%	10.8%	10.6%	9.1%
% of FP17s Relating to Free Repair or Replacements	2	71	2.8%	0.5%	0.6%	0.8%
% of FP17s Relating to Continuations	4	71	5.6%	0.9%	0.9%	1.3%
% of Patients satisfied with the dentistry they have received	0	0	N/A	89.2%	90.2%	93.2%
% of Patients satisfied with the time they had to wait for an appointment	0	0	N/A	81.5%	83.8%	89.0%

* This is based on patients treated on this contract for their most recent course of treatment. Figures in italics indicate the base number of FP17s or Patient Questionnaire responses are less than 100. N/A is shown where the base number of responses is less than 10 during the period. % is calculated as Quantity/Base number*100

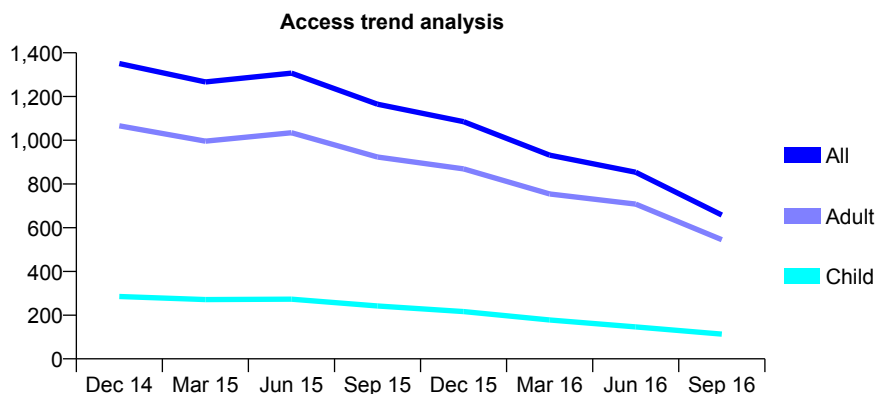
Q61 - Vital Signs At a Glance Contract Report for 319880/0001 - September 2016

Name or company name	MR M TACKIE
Contract type name	GDS Contract
Purpose of contract	General
Contract start date	01/04/2006
Contract end date	

16/17 Contracted general activity (UDA)	3,551
Carry forward general activity (UDA)	0
16/17 Contracted orthodontic activity (UOA)	0
Carry forward orthodontic activity (UOA)	0
Baseline contract value	£125,279.25

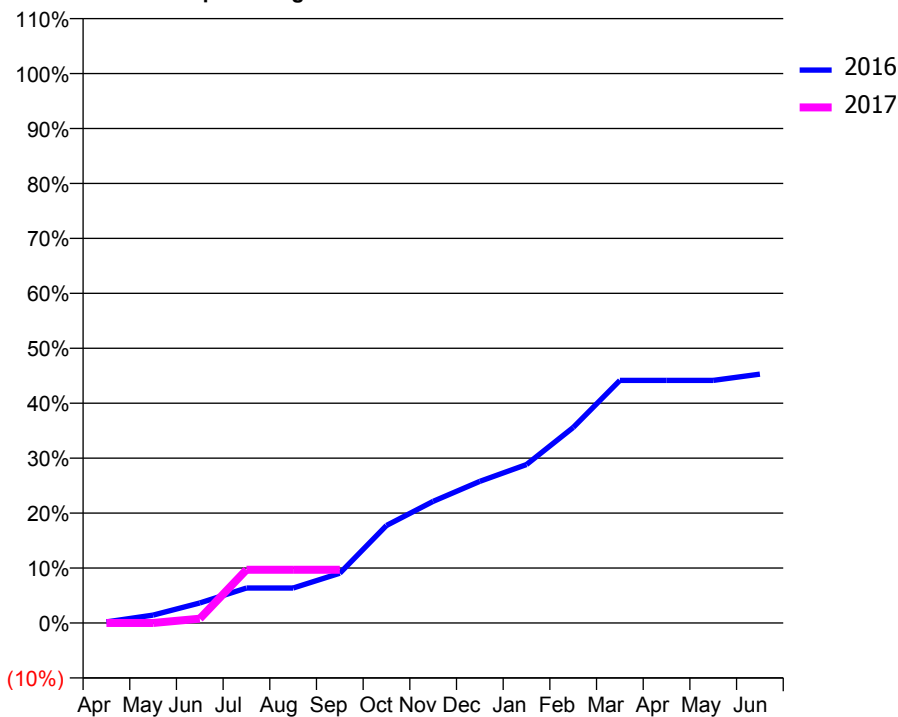
ACCESS*

Patients seen in 24 months	Total	Change since previous quarter
Quarter ending September 2015	1,165	
Quarter ending December 2015	1,085	↓
Quarter ending March 2016	932	↓
Quarter ending June 2016	854	↓
Quarter ending September 2016	658	↓
Variance since September 2015	(43.5%)	↓



ACTIVITY

Cumulative percentage of contracted UDA delivered 2016 & 2017



Adjusted Scheduled Activity (UDA)

Month	2016	2017
April	7	0
May	51	0
June	130	28
July	226	344
August	226	344
September	322	344
October	630	
November	786	
December	916	
January	1,024	
February	1,264	
March	1,568	
April	1,568	
May	1,568	
June	1,608	

QUALITY

	Quantity	Base Number	Contract	AT	Region	England
% of FP17s for the same patient ID Re-attending within 3 months - Children	0	0	N/A	11.2%	11.8%	12.4%
% of FP17s for the same patient ID Re-attending within 3 months - Adults	6	66	9.1%	16.3%	17.1%	16.7%
% of FP17s for the same patient ID Re-attending between 3 & 9 months - Children	0	0	N/A	41.5%	45.8%	57.4%
% of FP17s for the same patient ID Re-attending between 3 & 9 months - Adults	4	66	6.1%	35.0%	37.6%	50.5%
% of FP17s for Band 1 Urgent Courses	0	42	0.0%	10.8%	10.6%	9.1%
% of FP17s Relating to Free Repair or Replacements	0	42	0.0%	0.5%	0.6%	0.8%
% of FP17s Relating to Continuations	0	42	0.0%	0.9%	0.9%	1.3%
% of Patients satisfied with the dentistry they have received	0	0	N/A	89.2%	90.2%	93.2%
% of Patients satisfied with the time they had to wait for an appointment	0	0	N/A	81.5%	83.8%	89.0%

* This is based on patients treated on this contract for their most recent course of treatment. Figures in italics indicate the base number of FP17s or Patient Questionnaire responses are less than 100. N/A is shown where the base number of responses is less than 10 during the period. % is calculated as Quantity/Base number*100

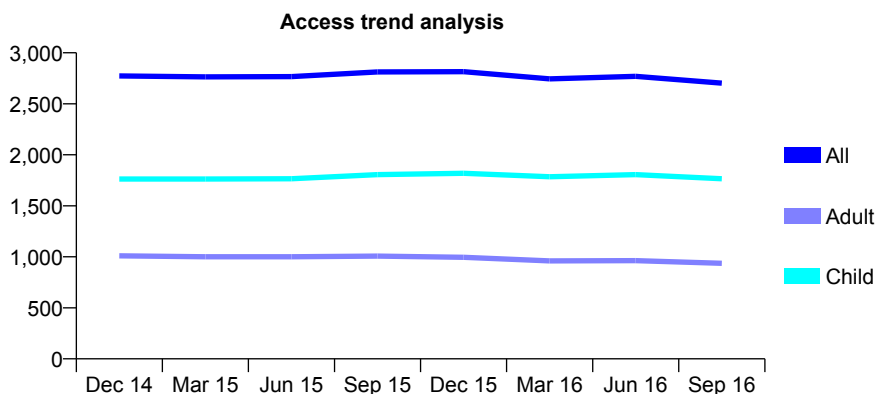
Q61 - Vital Signs At a Glance Contract Report for 325775/0001 - September 2016

Name or company name	MR R BABBAR
Contract type name	GDS Contract
Purpose of contract	General
Contract start date	01/04/2006
Contract end date	

16/17 Contracted general activity (UDA)	5,818
Carry forward general activity (UDA)	-116
16/17 Contracted orthodontic activity (UOA)	0
Carry forward orthodontic activity (UOA)	0
Baseline contract value	£151,017.15

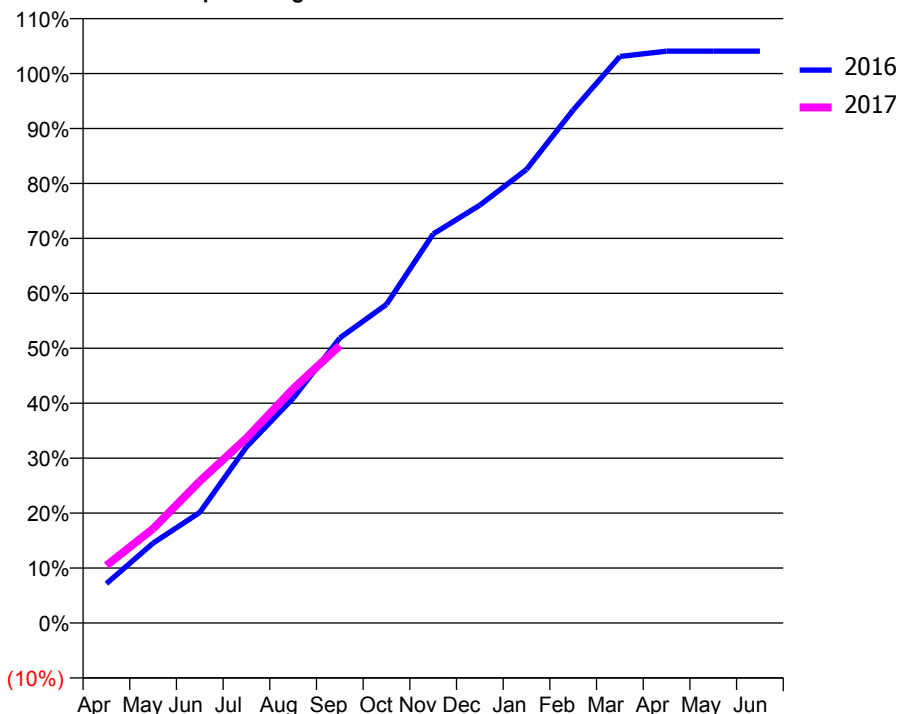
ACCESS*

Patients seen in 24 months	Total	Change since previous quarter
Quarter ending September 2015	2,813	
Quarter ending December 2015	2,815	→
Quarter ending March 2016	2,745	↓
Quarter ending June 2016	2,769	→
Quarter ending September 2016	2,702	↓
Variance since September 2015	(3.9%)	↓



ACTIVITY

Cumulative percentage of contracted UDA delivered 2016 & 2017



Month	Adjusted Scheduled Activity (UDA)	
	2016	2017
April	417	609
May	846	999
June	1,171	1,501
July	1,864	1,957
August	2,379	2,480
September	3,018	2,937
October	3,374	
November	4,119	
December	4,424	
January	4,803	
February	5,433	
March	5,999	
April	6,055	
May	6,055	
June	6,055	

QUALITY

	Quantity	Base Number	Contract	AT	Region	England
% of FP17s for the same patient ID Re-attending within 3 months - Children	64	1,146	5.6%	11.2%	11.8%	12.4%
% of FP17s for the same patient ID Re-attending within 3 months - Adults	119	501	23.8%	16.3%	17.1%	16.7%
% of FP17s for the same patient ID Re-attending between 3 & 9 months - Children	501	1,146	43.7%	41.5%	45.8%	57.4%
% of FP17s for the same patient ID Re-attending between 3 & 9 months - Adults	153	501	30.5%	35.0%	37.6%	50.5%
% of FP17s for Band 1 Urgent Courses	147	1,615	9.1%	10.8%	10.6%	9.1%
% of FP17s Relating to Free Repair or Replacements	1	1,615	0.1%	0.5%	0.6%	0.8%
% of FP17s Relating to Continuations	19	1,615	1.2%	0.9%	0.9%	1.3%
% of Patients satisfied with the dentistry they have received	1	1	N/A	89.2%	90.2%	93.2%
% of Patients satisfied with the time they had to wait for an appointment	1	1	N/A	81.5%	83.8%	89.0%

* This is based on patients treated on this contract for their most recent course of treatment. Figures in italics indicate the base number of FP17s or Patient Questionnaire responses are less than 100. N/A is shown where the base number of responses is less than 10 during the period. % is calculated as Quantity/Base number*100

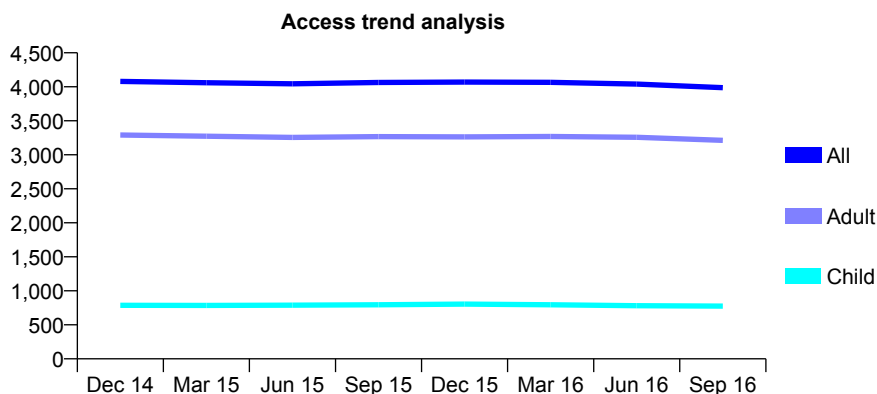
Q61 - Vital Signs At a Glance Contract Report for 326216/0001 - September 2016

Name or company name	MR LC WONG
Contract type name	GDS Contract
Purpose of contract	General
Contract start date	01/04/2006
Contract end date	

16/17 Contracted general activity (UDA)	14,316
Carry forward general activity (UDA)	0
16/17 Contracted orthodontic activity (UOA)	0
Carry forward orthodontic activity (UOA)	0
Baseline contract value	£350,561.44

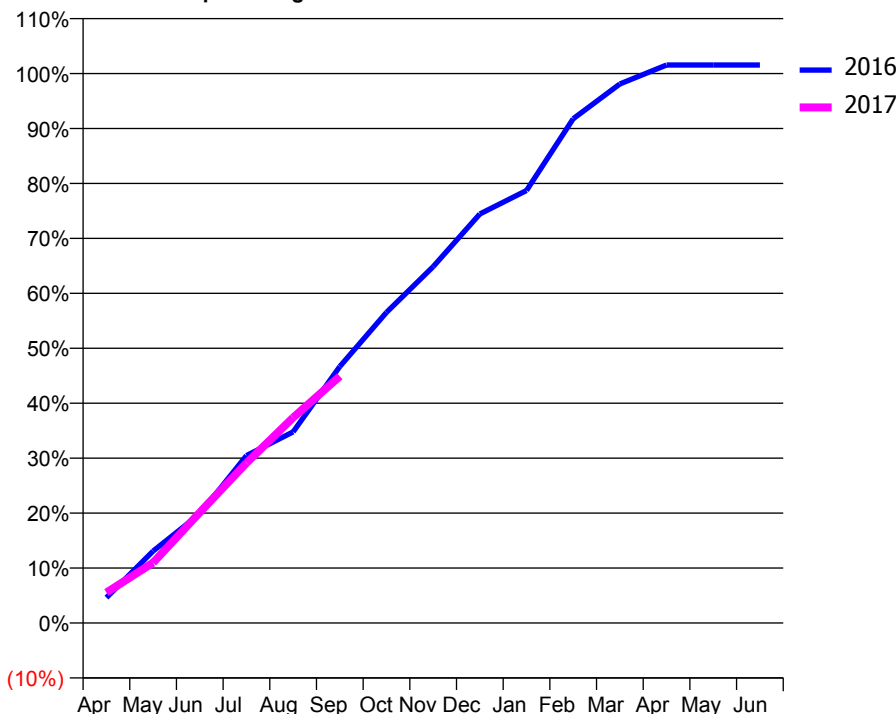
ACCESS*

Patients seen in 24 months	Total	Change since previous quarter
Quarter ending September 2015	4,063	
Quarter ending December 2015	4,069	→
Quarter ending March 2016	4,065	→
Quarter ending June 2016	4,040	→
Quarter ending September 2016	3,987	↓
Variance since September 2015	(1.9%)	↓



ACTIVITY

Cumulative percentage of contracted UDA delivered 2016 & 2017



Adjusted Scheduled Activity (UDA)

Month	2016	2017
April	660	795
May	1,874	1,573
June	2,844	2,881
July	4,360	4,170
August	4,979	5,353
September	6,681	6,430
October	8,092	
November	9,284	
December	10,658	
January	11,268	
February	13,136	
March	14,042	
April	14,536	
May	14,536	
June	14,538	

QUALITY

	Quantity	Base Number	Contract	AT	Region	England
% of FP17s for the same patient ID Re-attending within 3 months - Children	33	531	6.2%	11.2%	11.8%	12.4%
% of FP17s for the same patient ID Re-attending within 3 months - Adults	379	2,184	17.4%	16.3%	17.1%	16.7%
% of FP17s for the same patient ID Re-attending between 3 & 9 months - Children	300	531	56.5%	41.5%	45.8%	57.4%
% of FP17s for the same patient ID Re-attending between 3 & 9 months - Adults	1,068	2,184	48.9%	35.0%	37.6%	50.5%
% of FP17s for Band 1 Urgent Courses	208	2,520	8.3%	10.8%	10.6%	9.1%
% of FP17s Relating to Free Repair or Replacements	18	2,520	0.7%	0.5%	0.6%	0.8%
% of FP17s Relating to Continuations	58	2,520	2.3%	0.9%	0.9%	1.3%
% of Patients satisfied with the dentistry they have received	3	3	N/A	89.2%	90.2%	93.2%
% of Patients satisfied with the time they had to wait for an appointment	3	3	N/A	81.5%	83.8%	89.0%

* This is based on patients treated on this contract for their most recent course of treatment. Figures in italics indicate the base number of FP17s or Patient Questionnaire responses are less than 100. N/A is shown where the base number of responses is less than 10 during the period. % is calculated as Quantity/Base number*100

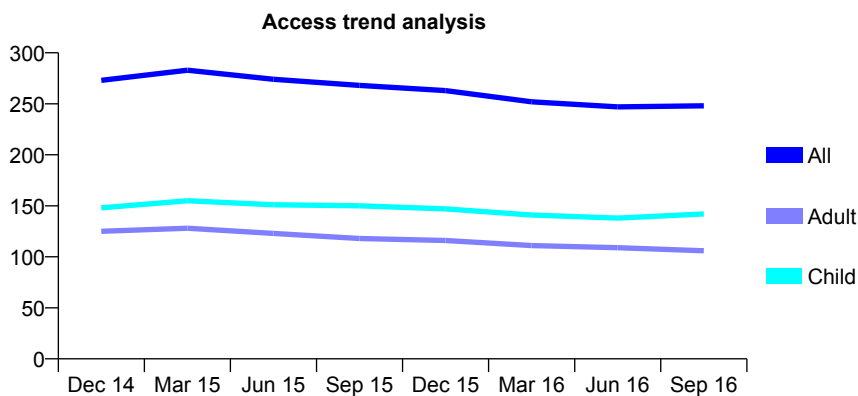
Q61 - Vital Signs At a Glance Contract Report for 327948/0001 - September 2016

Name or company name	MR LK GEORGHIOU
Contract type name	GDS Contract
Purpose of contract	General
Contract start date	01/04/2006
Contract end date	

16/17 Contracted general activity (UDA)	481
Carry forward general activity (UDA)	12
16/17 Contracted orthodontic activity (UOA)	0
Carry forward orthodontic activity (UOA)	0
Baseline contract value	£11,772.05

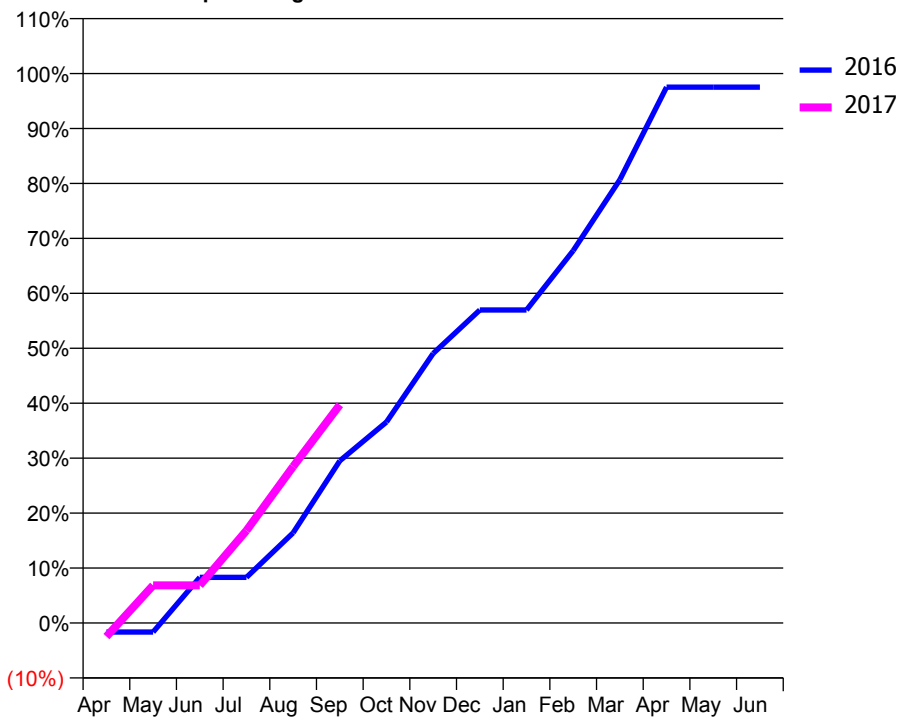
ACCESS*

Patients seen in 24 months	Total	Change since previous quarter
Quarter ending September 2015	268	
Quarter ending December 2015	263	↓
Quarter ending March 2016	252	↓
Quarter ending June 2016	247	↓
Quarter ending September 2016	248	→
Variance since September 2015	(7.5%)	↓



ACTIVITY

Cumulative percentage of contracted UDA delivered 2016 & 2017



Month	Adjusted Scheduled Activity (UDA)	
	2016	2017
April	-8	-12
May	-8	33
June	40	33
July	40	81
August	79	137
September	142	191
October	176	
November	236	
December	274	
January	274	
February	326	
March	388	
April	469	
May	469	
June	469	

QUALITY

	Quantity	Base Number	Contract	AT	Region	England
% of FP17s for the same patient ID Re-attending within 3 months - Children	3	119	2.5%	11.2%	11.8%	12.4%
% of FP17s for the same patient ID Re-attending within 3 months - Adults	0	49	0.0%	16.3%	17.1%	16.7%
% of FP17s for the same patient ID Re-attending between 3 & 9 months - Children	76	119	63.9%	41.5%	45.8%	57.4%
% of FP17s for the same patient ID Re-attending between 3 & 9 months - Adults	29	49	59.2%	35.0%	37.6%	50.5%
% of FP17s for Band 1 Urgent Courses	0	135	0.0%	10.8%	10.6%	9.1%
% of FP17s Relating to Free Repair or Replacements	0	135	0.0%	0.5%	0.6%	0.8%
% of FP17s Relating to Continuations	0	135	0.0%	0.9%	0.9%	1.3%
% of Patients satisfied with the dentistry they have received	0	0	N/A	89.2%	90.2%	93.2%
% of Patients satisfied with the time they had to wait for an appointment	0	0	N/A	81.5%	83.8%	89.0%

* This is based on patients treated on this contract for their most recent course of treatment. Figures in italics indicate the base number of FP17s or Patient Questionnaire responses are less than 100. N/A is shown where the base number of responses is less than 10 during the period. % is calculated as Quantity/Base number*100

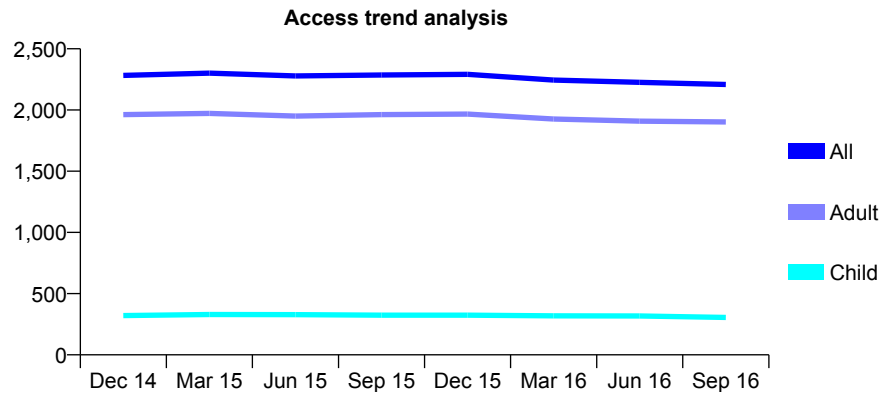
Q61 - Vital Signs At a Glance Contract Report for 328766/0001 - September 2016

Name or company name	MR RB TRAVERS
Contract type name	GDS Contract
Purpose of contract	General
Contract start date	01/04/2006
Contract end date	

16/17 Contracted general activity (UDA)	8,132
Carry forward general activity (UDA)	-163
16/17 Contracted orthodontic activity (UOA)	0
Carry forward orthodontic activity (UOA)	0
Baseline contract value	£248,598.34

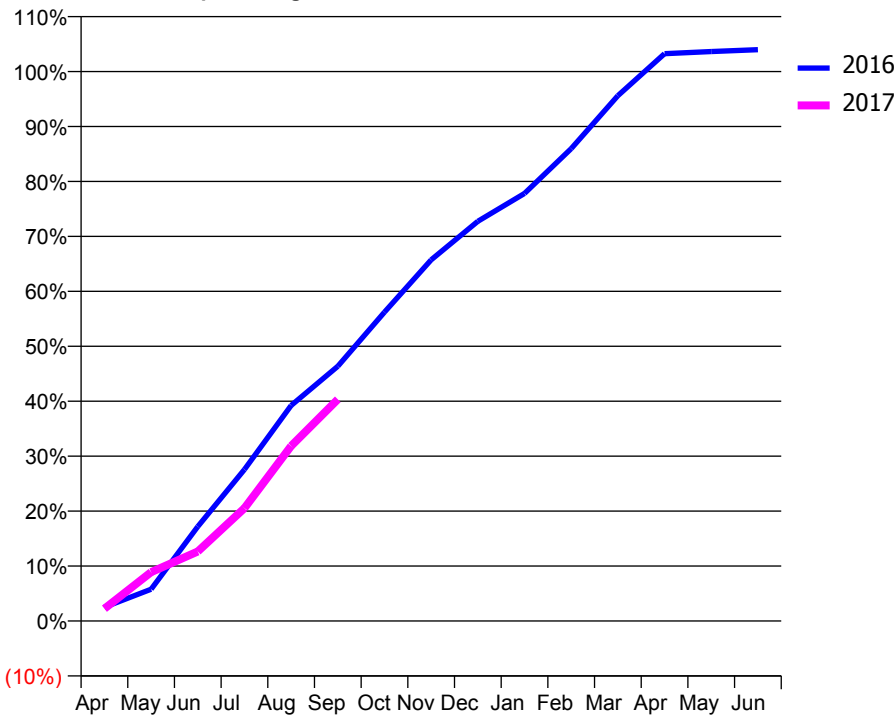
ACCESS*

Patients seen in 24 months	Total	Change since previous quarter
Quarter ending September 2015	2,286	
Quarter ending December 2015	2,291	→
Quarter ending March 2016	2,245	↓
Quarter ending June 2016	2,226	→
Quarter ending September 2016	2,209	→
Variance since September 2015	(3.4%)	↓



ACTIVITY

Cumulative percentage of contracted UDA delivered 2016 & 2017



Month	Adjusted Scheduled Activity (UDA)	
	2016	2017
April	205	182
May	471	723
June	1,398	1,029
July	2,243	1,671
August	3,191	2,589
September	3,771	3,281
October	4,571	
November	5,345	
December	5,914	
January	6,328	
February	6,990	
March	7,774	
April	8,396	
May	8,427	
June	8,456	

QUALITY

	Quantity	Base Number	Contract	AT	Region	England
% of FP17s for the same patient ID Re-attending within 3 months - Children	3	165	1.8%	11.2%	11.8%	12.4%
% of FP17s for the same patient ID Re-attending within 3 months - Adults	76	905	8.4%	16.3%	17.1%	16.7%
% of FP17s for the same patient ID Re-attending between 3 & 9 months - Children	56	165	33.9%	41.5%	45.8%	57.4%
% of FP17s for the same patient ID Re-attending between 3 & 9 months - Adults	286	905	31.6%	35.0%	37.6%	50.5%
% of FP17s for Band 1 Urgent Courses	22	868	2.5%	10.8%	10.6%	9.1%
% of FP17s Relating to Free Repair or Replacements	9	868	1.0%	0.5%	0.6%	0.8%
% of FP17s Relating to Continuations	9	868	1.0%	0.9%	0.9%	1.3%
% of Patients satisfied with the dentistry they have received	1	1	N/A	89.2%	90.2%	93.2%
% of Patients satisfied with the time they had to wait for an appointment	1	1	N/A	81.5%	83.8%	89.0%

* This is based on patients treated on this contract for their most recent course of treatment. Figures in italics indicate the base number of FP17s or Patient Questionnaire responses are less than 100. N/A is shown where the base number of responses is less than 10 during the period. % is calculated as Quantity/Base number*100

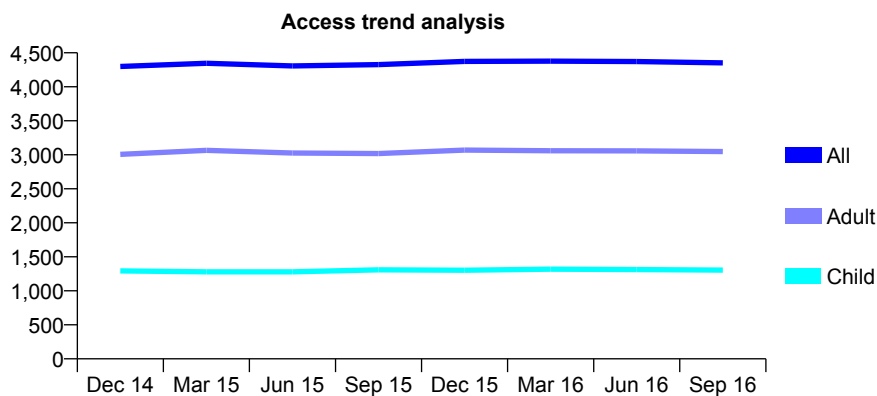
Q61 - Vital Signs At a Glance Contract Report for 329665/0002 - September 2016

Name or company name	MR A GANDECHA
Contract type name	GDS Contract
Purpose of contract	General
Contract start date	01/04/2006
Contract end date	

16/17 Contracted general activity (UDA)	14,047
Carry forward general activity (UDA)	610
16/17 Contracted orthodontic activity (UOA)	0
Carry forward orthodontic activity (UOA)	0
Baseline contract value	£361,583.71

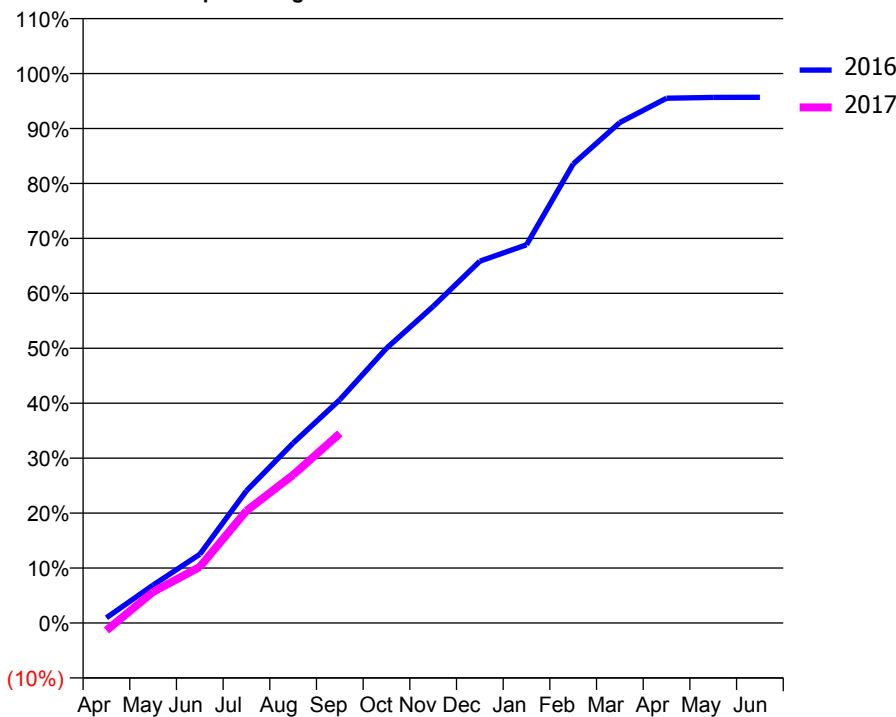
ACCESS*

Patients seen in 24 months	Total	Change since previous quarter
Quarter ending September 2015	4,327	
Quarter ending December 2015	4,373	→
Quarter ending March 2016	4,377	→
Quarter ending June 2016	4,371	→
Quarter ending September 2016	4,352	→
Variance since September 2015	0.6%	→



ACTIVITY

Cumulative percentage of contracted UDA delivered 2016 & 2017



Month	Adjusted Scheduled Activity (UDA)	
	2016	2017
April	135	-192
May	971	795
June	1,758	1,433
July	3,381	2,867
August	4,600	3,785
September	5,707	4,846
October	7,023	
November	8,093	
December	9,251	
January	9,668	
February	11,734	
March	12,794	
April	13,414	
May	13,436	
June	13,437	

QUALITY

	Quantity	Base Number	Contract	AT	Region	England
% of FP17s for the same patient ID Re-attending within 3 months - Children	53	815	6.5%	11.2%	11.8%	12.4%
% of FP17s for the same patient ID Re-attending within 3 months - Adults	288	1,763	16.3%	16.3%	17.1%	16.7%
% of FP17s for the same patient ID Re-attending between 3 & 9 months - Children	422	815	51.8%	41.5%	45.8%	57.4%
% of FP17s for the same patient ID Re-attending between 3 & 9 months - Adults	775	1,763	44.0%	35.0%	37.6%	50.5%
% of FP17s for Band 1 Urgent Courses	214	2,329	9.2%	10.8%	10.6%	9.1%
% of FP17s Relating to Free Repair or Replacements	39	2,329	1.7%	0.5%	0.6%	0.8%
% of FP17s Relating to Continuations	9	2,329	0.4%	0.9%	0.9%	1.3%
% of Patients satisfied with the dentistry they have received	2	3	N/A	89.2%	90.2%	93.2%
% of Patients satisfied with the time they had to wait for an appointment	2	3	N/A	81.5%	83.8%	89.0%

* This is based on patients treated on this contract for their most recent course of treatment. Figures in italics indicate the base number of FP17s or Patient Questionnaire responses are less than 100. N/A is shown where the base number of responses is less than 10 during the period. % is calculated as Quantity/Base number*100

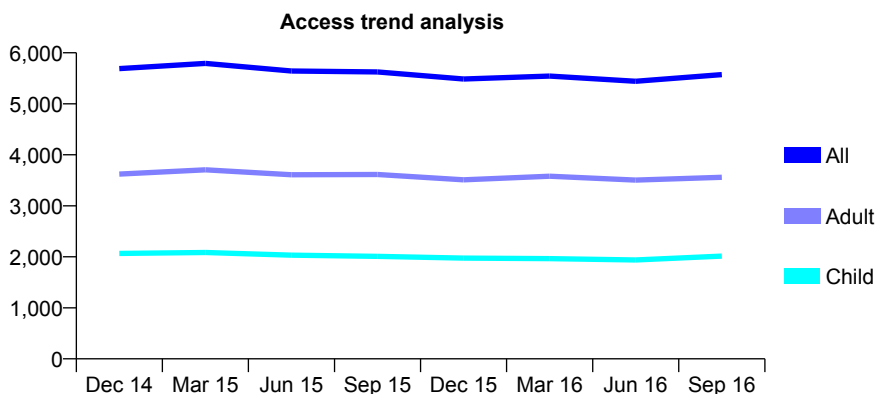
Q61 - Vital Signs At a Glance Contract Report for 332542/0001 - September 2016

Name or company name	MR V BAKSHI
Contract type name	GDS Contract
Purpose of contract	General
Contract start date	01/04/2006
Contract end date	

16/17 Contracted general activity (UDA)	12,606
Carry forward general activity (UDA)	0
16/17 Contracted orthodontic activity (UOA)	0
Carry forward orthodontic activity (UOA)	0
Baseline contract value	£338,508.90

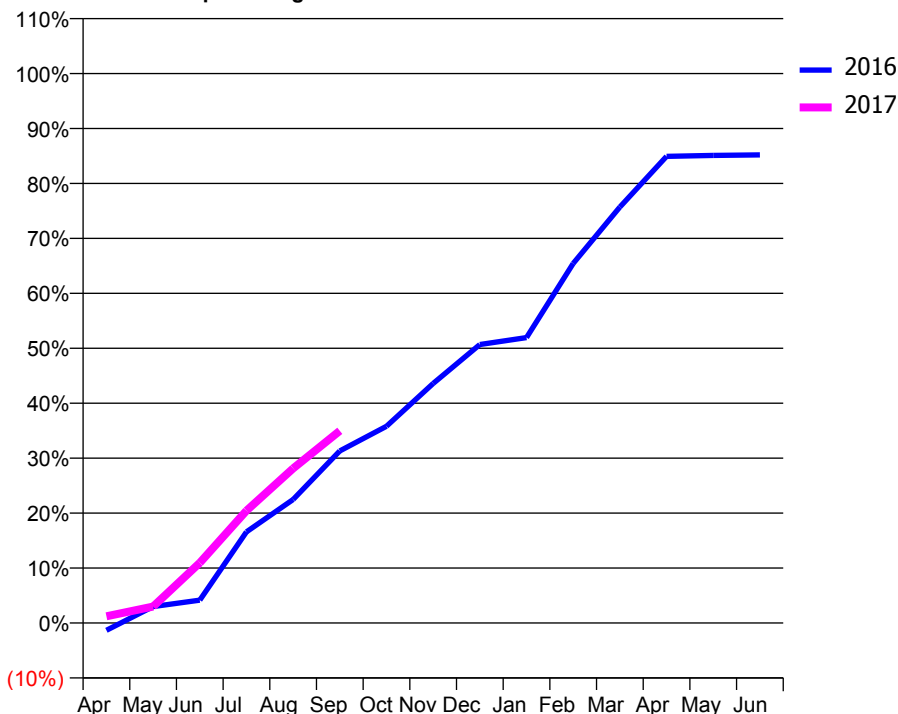
ACCESS*

Patients seen in 24 months	Total	Change since previous quarter
Quarter ending September 2015	5,625	
Quarter ending December 2015	5,487	↓
Quarter ending March 2016	5,544	→
Quarter ending June 2016	5,443	↓
Quarter ending September 2016	5,573	↑
Variance since September 2015	(0.9%)	→



ACTIVITY

Cumulative percentage of contracted UDA delivered 2016 & 2017



Month	Adjusted Scheduled Activity (UDA)	
	2016	2017
April	-170	154
May	379	379
June	524	1,382
July	2,092	2,577
August	2,835	3,547
September	3,948	4,409
October	4,515	
November	5,495	
December	6,388	
January	6,547	
February	8,250	
March	9,542	
April	10,705	
May	10,726	
June	10,738	

QUALITY

	Quantity	Base Number	Contract	AT	Region	England
% of FP17s for the same patient ID Re-attending within 3 months - Children	68	984	6.9%	11.2%	11.8%	12.4%
% of FP17s for the same patient ID Re-attending within 3 months - Adults	150	1,456	10.3%	16.3%	17.1%	16.7%
% of FP17s for the same patient ID Re-attending between 3 & 9 months - Children	233	984	23.7%	41.5%	45.8%	57.4%
% of FP17s for the same patient ID Re-attending between 3 & 9 months - Adults	284	1,456	19.5%	35.0%	37.6%	50.5%
% of FP17s for Band 1 Urgent Courses	182	1,711	10.6%	10.8%	10.6%	9.1%
% of FP17s Relating to Free Repair or Replacements	2	1,711	0.1%	0.5%	0.6%	0.8%
% of FP17s Relating to Continuations	2	1,711	0.1%	0.9%	0.9%	1.3%
% of Patients satisfied with the dentistry they have received	3	3	N/A	89.2%	90.2%	93.2%
% of Patients satisfied with the time they had to wait for an appointment	2	3	N/A	81.5%	83.8%	89.0%

* This is based on patients treated on this contract for their most recent course of treatment. Figures in italics indicate the base number of FP17s or Patient Questionnaire responses are less than 100. N/A is shown where the base number of responses is less than 10 during the period. % is calculated as Quantity/Base number*100

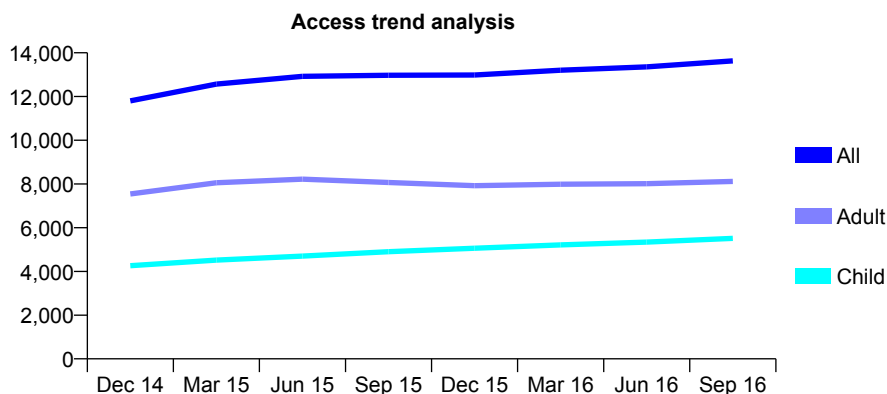
Q61 - Vital Signs At a Glance Contract Report for 332852/0001 - September 2016

Name or company name	MISS SK DHINDSA
Contract type name	GDS Contract
Purpose of contract	General
Contract start date	01/05/2013
Contract end date	

16/17 Contracted general activity (UDA)	33,873
Carry forward general activity (UDA)	0
16/17 Contracted orthodontic activity (UOA)	0
Carry forward orthodontic activity (UOA)	0
Baseline contract value	£1,162,650.80

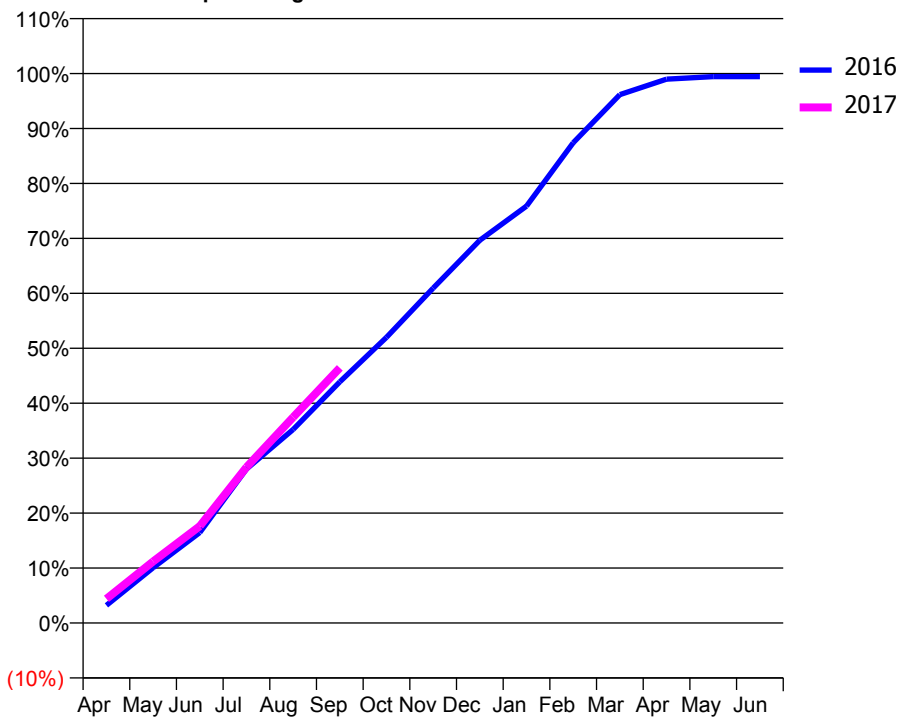
ACCESS*

Patients seen in 24 months	Total	Change since previous quarter
Quarter ending September 2015	12,970	
Quarter ending December 2015	12,982	→
Quarter ending March 2016	13,202	→
Quarter ending June 2016	13,354	→
Quarter ending September 2016	13,630	↑
Variance since September 2015	5.1%	↑



ACTIVITY

Cumulative percentage of contracted UDA delivered 2016 & 2017



Month	Adjusted Scheduled Activity (UDA)	
	2016	2017
April	1,091	1,492
May	3,405	3,790
June	5,577	5,974
July	9,489	9,605
August	11,934	12,687
September	14,862	15,727
October	17,612	
November	20,643	
December	23,598	
January	25,701	
February	29,607	
March	32,575	
April	33,528	
May	33,683	
June	33,683	

QUALITY

	Quantity	Base Number	Contract	AT	Region	England
% of FP17s for the same patient ID Re-attending within 3 months - Children	251	3,216	7.8%	11.2%	11.8%	12.4%
% of FP17s for the same patient ID Re-attending within 3 months - Adults	628	4,404	14.3%	16.3%	17.1%	16.7%
% of FP17s for the same patient ID Re-attending between 3 & 9 months - Children	1,112	3,216	34.6%	41.5%	45.8%	57.4%
% of FP17s for the same patient ID Re-attending between 3 & 9 months - Adults	1,581	4,404	35.9%	35.0%	37.6%	50.5%
% of FP17s for Band 1 Urgent Courses	904	7,067	12.8%	10.8%	10.6%	9.1%
% of FP17s Relating to Free Repair or Replacements	14	7,067	0.2%	0.5%	0.6%	0.8%
% of FP17s Relating to Continuations	9	7,067	0.1%	0.9%	0.9%	1.3%
% of Patients satisfied with the dentistry they have received	4	5	N/A	89.2%	90.2%	93.2%
% of Patients satisfied with the time they had to wait for an appointment	4	5	N/A	81.5%	83.8%	89.0%

* This is based on patients treated on this contract for their most recent course of treatment. Figures in italics indicate the base number of FP17s or Patient Questionnaire responses are less than 100. N/A is shown where the base number of responses is less than 10 during the period. % is calculated as Quantity/Base number*100

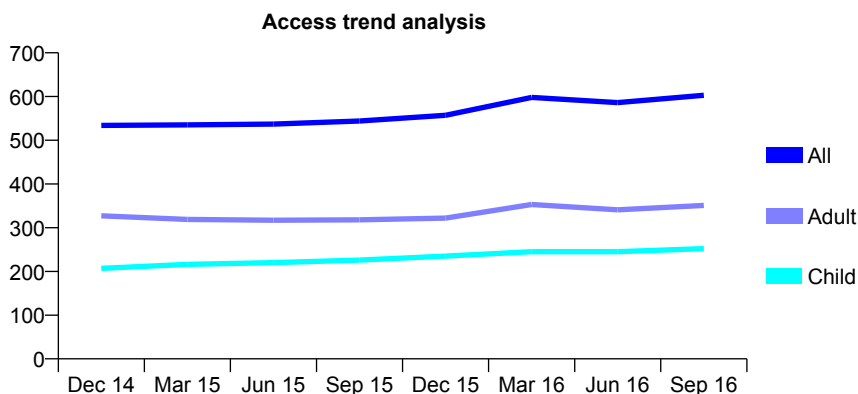
Q61 - Vital Signs At a Glance Contract Report for 334359/0001 - September 2016

Name or company name	MR A JARVID
Contract type name	GDS Contract
Purpose of contract	General
Contract start date	01/04/2006
Contract end date	

16/17 Contracted general activity (UDA)	1,322
Carry forward general activity (UDA)	4
16/17 Contracted orthodontic activity (UOA)	0
Carry forward orthodontic activity (UOA)	0
Baseline contract value	£41,301.18

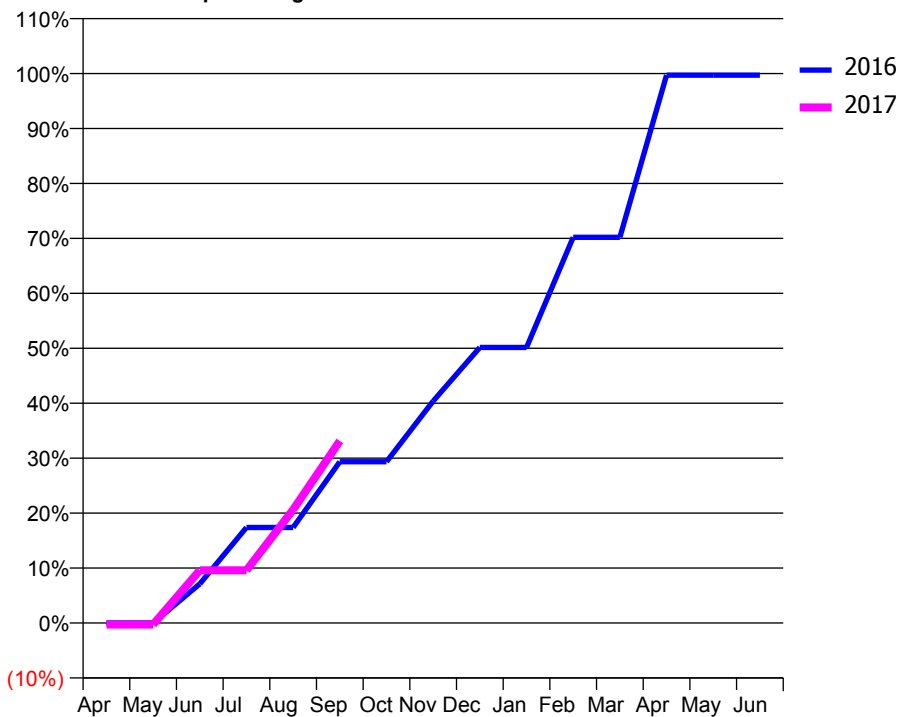
ACCESS*

Patients seen in 24 months	Total	Change since previous quarter
Quarter ending September 2015	544	
Quarter ending December 2015	557	↑
Quarter ending March 2016	598	↑
Quarter ending June 2016	586	↓
Quarter ending September 2016	603	↑
Variance since September 2015	10.8%	↑



ACTIVITY

Cumulative percentage of contracted UDA delivered 2016 & 2017



Adjusted Scheduled Activity (UDA)

Month	2016	2017
April	0	-4
May	0	-4
June	94	127
July	230	127
August	230	273
September	388	438
October	388	
November	534	
December	663	
January	663	
February	928	
March	928	
April	1,318	
May	1,318	
June	1,318	

QUALITY

	Quantity	Base Number	Contract	AT	Region	England
% of FP17s for the same patient ID Re-attending within 3 months - Children	6	137	4.4%	11.2%	11.8%	12.4%
% of FP17s for the same patient ID Re-attending within 3 months - Adults	21	169	12.4%	16.3%	17.1%	16.7%
% of FP17s for the same patient ID Re-attending between 3 & 9 months - Children	25	137	18.2%	41.5%	45.8%	57.4%
% of FP17s for the same patient ID Re-attending between 3 & 9 months - Adults	42	169	24.9%	35.0%	37.6%	50.5%
% of FP17s for Band 1 Urgent Courses	0	202	0.0%	10.8%	10.6%	9.1%
% of FP17s Relating to Free Repair or Replacements	0	202	0.0%	0.5%	0.6%	0.8%
% of FP17s Relating to Continuations	0	202	0.0%	0.9%	0.9%	1.3%
% of Patients satisfied with the dentistry they have received	0	0	N/A	89.2%	90.2%	93.2%
% of Patients satisfied with the time they had to wait for an appointment	0	0	N/A	81.5%	83.8%	89.0%

* This is based on patients treated on this contract for their most recent course of treatment. Figures in italics indicate the base number of FP17s or Patient Questionnaire responses are less than 100. N/A is shown where the base number of responses is less than 10 during the period. % is calculated as Quantity/Base number*100

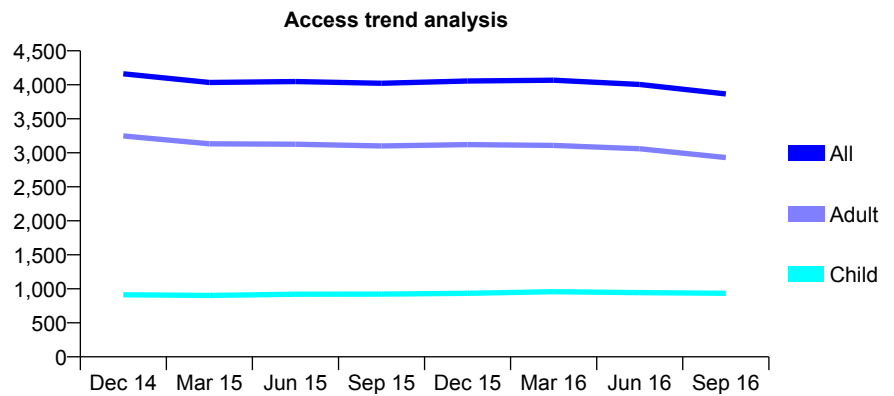
Q61 - Vital Signs At a Glance Contract Report for 335495/0001 - September 2016

Name or company name	MISS A HOQUE
Contract type name	GDS Contract
Purpose of contract	General
Contract start date	01/04/2006
Contract end date	

16/17 Contracted general activity (UDA)	13,234
Carry forward general activity (UDA)	0
16/17 Contracted orthodontic activity (UOA)	0
Carry forward orthodontic activity (UOA)	0
Baseline contract value	£361,258.64

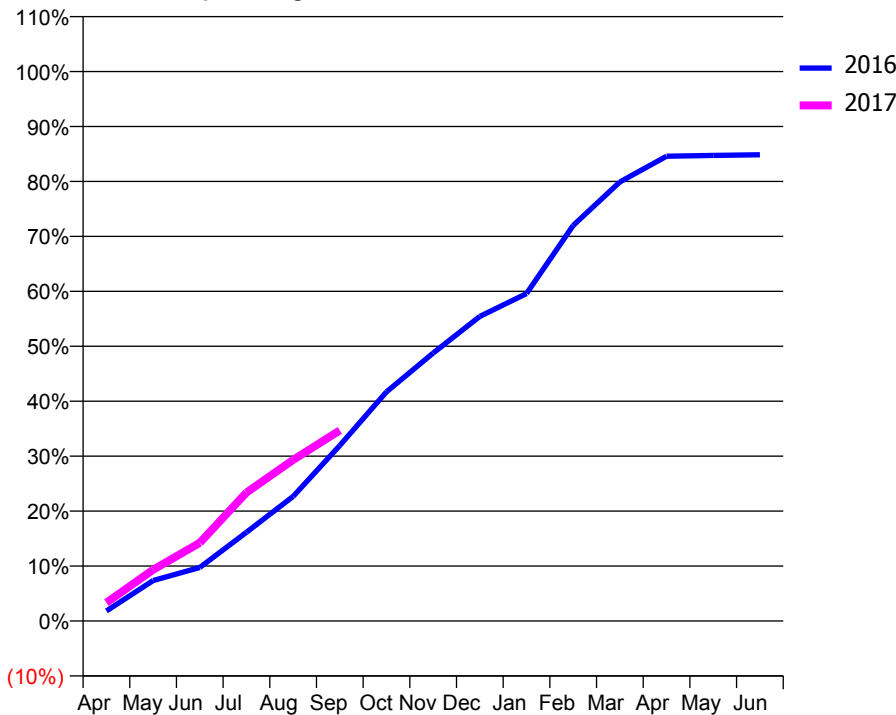
ACCESS*

Patients seen in 24 months	Total	Change since previous quarter
Quarter ending September 2015	4,022	
Quarter ending December 2015	4,055	→
Quarter ending March 2016	4,067	→
Quarter ending June 2016	4,004	↓
Quarter ending September 2016	3,866	↓
Variance since September 2015	(3.9%)	↓



ACTIVITY

Cumulative percentage of contracted UDA delivered 2016 & 2017



Month	Adjusted Scheduled Activity (UDA)	
	2016	2017
April	243	440
May	976	1,236
June	1,291	1,885
July	2,138	3,094
August	3,003	3,881
September	4,227	4,592
October	5,518	
November	6,454	
December	7,337	
January	7,885	
February	9,528	
March	10,574	
April	11,193	
May	11,213	
June	11,228	

QUALITY

	Quantity	Base Number	Contract	AT	Region	England
% of FP17s for the same patient ID Re-attending within 3 months - Children	31	441	7.0%	11.2%	11.8%	12.4%
% of FP17s for the same patient ID Re-attending within 3 months - Adults	233	1,397	16.7%	16.3%	17.1%	16.7%
% of FP17s for the same patient ID Re-attending between 3 & 9 months - Children	127	441	28.8%	41.5%	45.8%	57.4%
% of FP17s for the same patient ID Re-attending between 3 & 9 months - Adults	405	1,397	29.0%	35.0%	37.6%	50.5%
% of FP17s for Band 1 Urgent Courses	212	1,640	12.9%	10.8%	10.6%	9.1%
% of FP17s Relating to Free Repair or Replacements	16	1,640	1.0%	0.5%	0.6%	0.8%
% of FP17s Relating to Continuations	17	1,640	1.0%	0.9%	0.9%	1.3%
% of Patients satisfied with the dentistry they have received	1	1	N/A	89.2%	90.2%	93.2%
% of Patients satisfied with the time they had to wait for an appointment	1	1	N/A	81.5%	83.8%	89.0%

* This is based on patients treated on this contract for their most recent course of treatment. Figures in italics indicate the base number of FP17s or Patient Questionnaire responses are less than 100. N/A is shown where the base number of responses is less than 10 during the period. % is calculated as Quantity/Base number*100

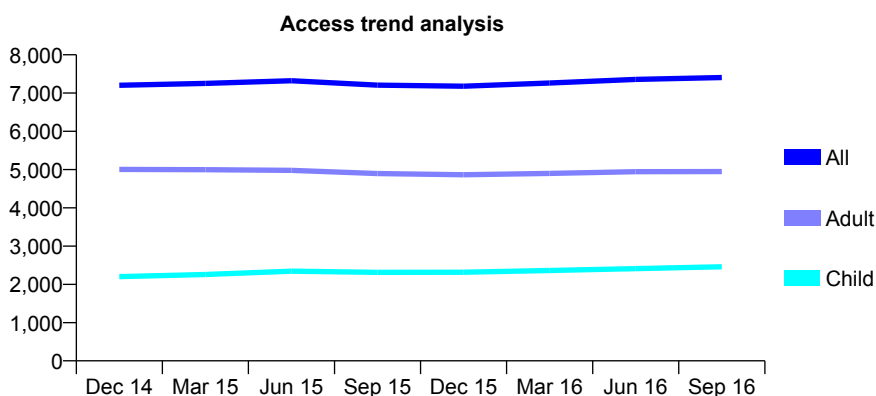
Q61 - Vital Signs At a Glance Contract Report for 336955/0004 - September 2016

Name or company name	MR SM HUSSAIN
Contract type name	GDS Contract
Purpose of contract	General
Contract start date	01/04/2006
Contract end date	

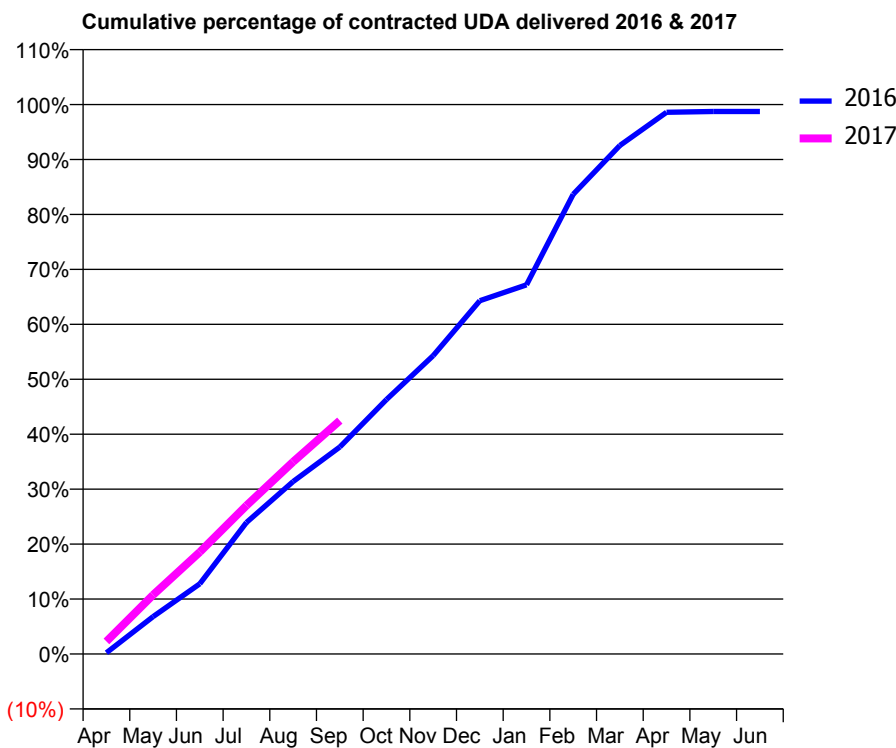
16/17 Contracted general activity (UDA)	20,008
Carry forward general activity (UDA)	254
16/17 Contracted orthodontic activity (UOA)	0
Carry forward orthodontic activity (UOA)	0
Baseline contract value	£543,190.98

ACCESS*

Patients seen in 24 months	Total	Change since previous quarter
Quarter ending September 2015	7,208	
Quarter ending December 2015	7,179	→
Quarter ending March 2016	7,262	→
Quarter ending June 2016	7,356	→
Quarter ending September 2016	7,407	→
Variance since September 2015	2.8%	↑



ACTIVITY



Month	Adjusted Scheduled Activity (UDA)	
	2016	2017
April	45	460
May	1,363	2,153
June	2,557	3,712
July	4,791	5,407
August	6,280	6,999
September	7,536	8,499
October	9,266	
November	10,863	
December	12,866	
January	13,440	
February	16,738	
March	18,513	
April	19,725	
May	19,754	
June	19,754	

QUALITY

	Quantity	Base Number	Contract	AT	Region	England
% of FP17s for the same patient ID Re-attending within 3 months - Children	69	1,439	4.8%	11.2%	11.8%	12.4%
% of FP17s for the same patient ID Re-attending within 3 months - Adults	191	2,468	7.7%	16.3%	17.1%	16.7%
% of FP17s for the same patient ID Re-attending between 3 & 9 months - Children	562	1,439	39.1%	41.5%	45.8%	57.4%
% of FP17s for the same patient ID Re-attending between 3 & 9 months - Adults	877	2,468	35.5%	35.0%	37.6%	50.5%
% of FP17s for Band 1 Urgent Courses	266	3,442	7.7%	10.8%	10.6%	9.1%
% of FP17s Relating to Free Repair or Replacements	9	3,442	0.3%	0.5%	0.6%	0.8%
% of FP17s Relating to Continuations	10	3,442	0.3%	0.9%	0.9%	1.3%
% of Patients satisfied with the dentistry they have received	5	5	N/A	89.2%	90.2%	93.2%
% of Patients satisfied with the time they had to wait for an appointment	2	5	N/A	81.5%	83.8%	89.0%

* This is based on patients treated on this contract for their most recent course of treatment. Figures in italics indicate the base number of FP17s or Patient Questionnaire responses are less than 100. N/A is shown where the base number of responses is less than 10 during the period. % is calculated as Quantity/Base number*100

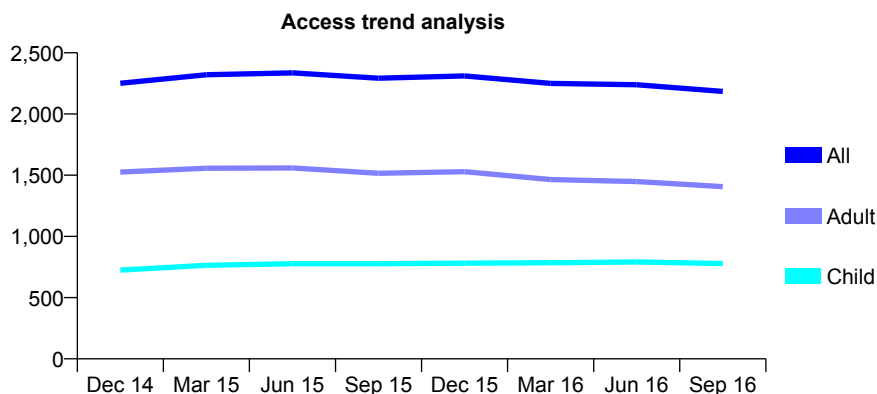
Q61 - Vital Signs At a Glance Contract Report for 337781/0001 - September 2016

Name or company name	MR R HEJAZI-TEHRANI
Contract type name	GDS Contract
Purpose of contract	General
Contract start date	01/04/2006
Contract end date	

16/17 Contracted general activity (UDA)	4,625
Carry forward general activity (UDA)	-93
16/17 Contracted orthodontic activity (UOA)	0
Carry forward orthodontic activity (UOA)	0
Baseline contract value	£125,397.45

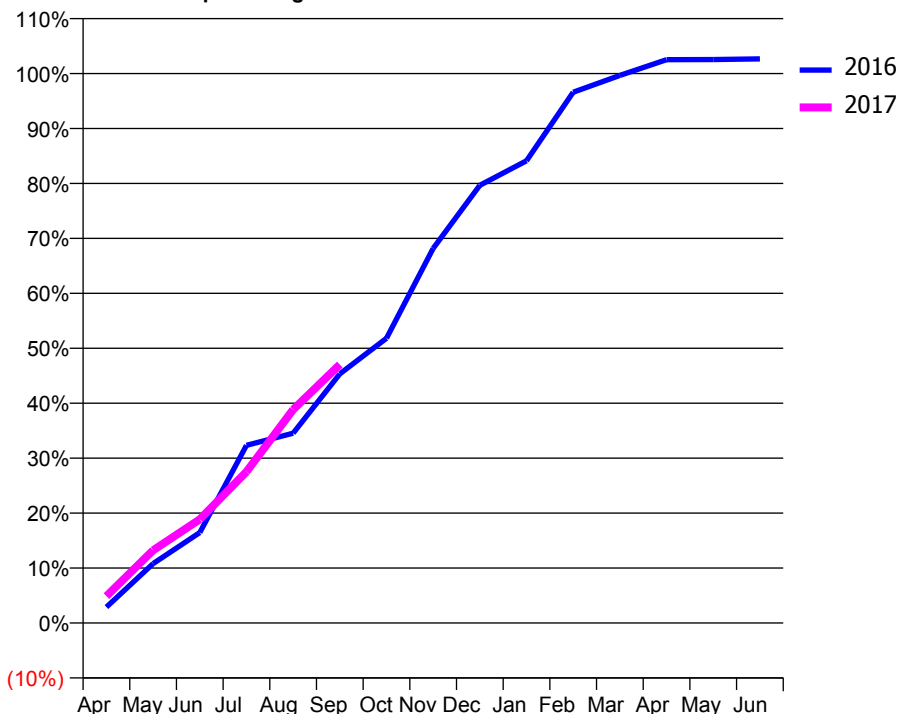
ACCESS*

Patients seen in 24 months	Total	Change since previous quarter
Quarter ending September 2015	2,293	
Quarter ending December 2015	2,311	→
Quarter ending March 2016	2,250	↓
Quarter ending June 2016	2,239	→
Quarter ending September 2016	2,185	↓
Variance since September 2015	(4.7%)	↓



ACTIVITY

Cumulative percentage of contracted UDA delivered 2016 & 2017



Adjusted Scheduled Activity (UDA)

Month	2016	2017
April	134	226
May	500	612
June	762	873
July	1,495	1,273
August	1,598	1,796
September	2,097	2,176
October	2,397	
November	3,154	
December	3,685	
January	3,891	
February	4,467	
March	4,609	
April	4,741	
May	4,742	
June	4,748	

QUALITY

	Quantity	Base Number	Contract	AT	Region	England
% of FP17s for the same patient ID Re-attending within 3 months - Children	18	496	3.6%	11.2%	11.8%	12.4%
% of FP17s for the same patient ID Re-attending within 3 months - Adults	57	735	7.8%	16.3%	17.1%	16.7%
% of FP17s for the same patient ID Re-attending between 3 & 9 months - Children	237	496	47.8%	41.5%	45.8%	57.4%
% of FP17s for the same patient ID Re-attending between 3 & 9 months - Adults	316	735	43.0%	35.0%	37.6%	50.5%
% of FP17s for Band 1 Urgent Courses	10	1,153	0.9%	10.8%	10.6%	9.1%
% of FP17s Relating to Free Repair or Replacements	0	1,153	0.0%	0.5%	0.6%	0.8%
% of FP17s Relating to Continuations	3	1,153	0.3%	0.9%	0.9%	1.3%
% of Patients satisfied with the dentistry they have received	1	2	N/A	89.2%	90.2%	93.2%
% of Patients satisfied with the time they had to wait for an appointment	0	2	N/A	81.5%	83.8%	89.0%

* This is based on patients treated on this contract for their most recent course of treatment. Figures in italics indicate the base number of FP17s or Patient Questionnaire responses are less than 100. N/A is shown where the base number of responses is less than 10 during the period. % is calculated as Quantity/Base number*100

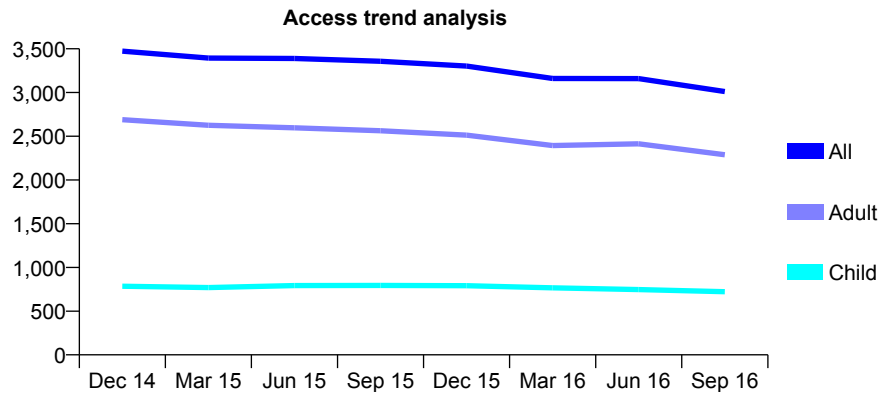
Q61 - Vital Signs At a Glance Contract Report for 338761/0001 - September 2016

Name or company name	MR MS KHAN
Contract type name	GDS Contract
Purpose of contract	General
Contract start date	01/04/2006
Contract end date	

16/17 Contracted general activity (UDA)	11,004
Carry forward general activity (UDA)	25
16/17 Contracted orthodontic activity (UOA)	0
Carry forward orthodontic activity (UOA)	0
Baseline contract value	£330,610.17

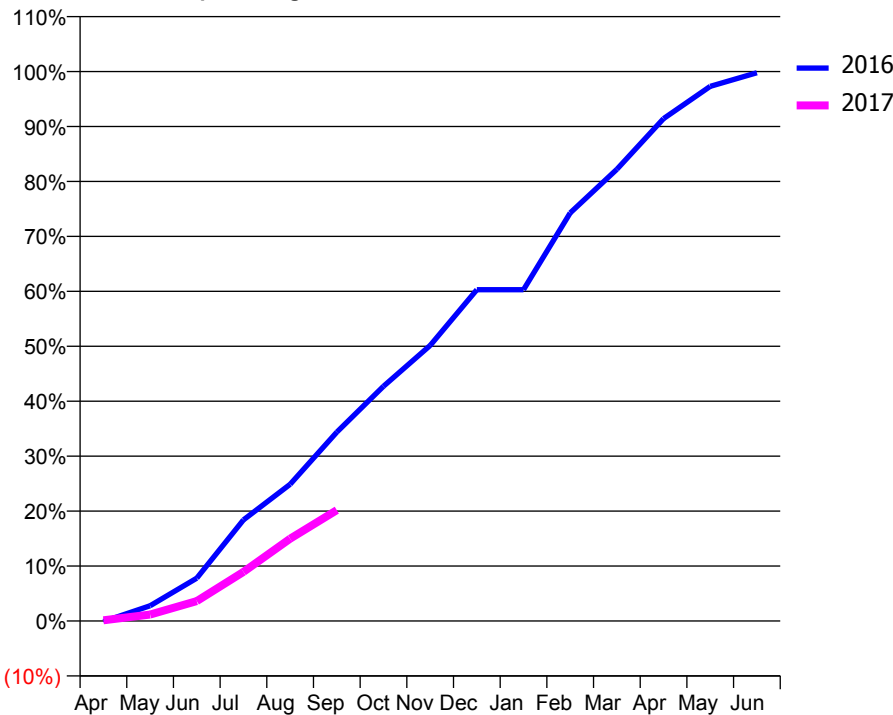
ACCESS*

Patients seen in 24 months	Total	Change since previous quarter
Quarter ending September 2015	3,357	
Quarter ending December 2015	3,303	↓
Quarter ending March 2016	3,160	↓
Quarter ending June 2016	3,159	→
Quarter ending September 2016	3,011	↓
Variance since September 2015	(10.3%)	↓



ACTIVITY

Cumulative percentage of contracted UDA delivered 2016 & 2017



Month	Adjusted Scheduled Activity (UDA)	
	2016	2017
April	-13	15
May	305	129
June	859	400
July	2,027	984
August	2,738	1,649
September	3,782	2,221
October	4,702	
November	5,519	
December	6,635	
January	6,635	
February	8,172	
March	9,047	
April	10,059	
May	10,707	
June	10,979	

QUALITY

	Quantity	Base Number	Contract	AT	Region	England
% of FP17s for the same patient ID Re-attending within 3 months - Children	68	411	16.5%	11.2%	11.8%	12.4%
% of FP17s for the same patient ID Re-attending within 3 months - Adults	330	1,185	27.8%	16.3%	17.1%	16.7%
% of FP17s for the same patient ID Re-attending between 3 & 9 months - Children	155	411	37.7%	41.5%	45.8%	57.4%
% of FP17s for the same patient ID Re-attending between 3 & 9 months - Adults	387	1,185	32.7%	35.0%	37.6%	50.5%
% of FP17s for Band 1 Urgent Courses	321	1,009	31.8%	10.8%	10.6%	9.1%
% of FP17s Relating to Free Repair or Replacements	4	1,009	0.4%	0.5%	0.6%	0.8%
% of FP17s Relating to Continuations	23	1,009	2.3%	0.9%	0.9%	1.3%
% of Patients satisfied with the dentistry they have received	1	1	N/A	89.2%	90.2%	93.2%
% of Patients satisfied with the time they had to wait for an appointment	1	1	N/A	81.5%	83.8%	89.0%

* This is based on patients treated on this contract for their most recent course of treatment. Figures in italics indicate the base number of FP17s or Patient Questionnaire responses are less than 100. N/A is shown where the base number of responses is less than 10 during the period. % is calculated as Quantity/Base number*100

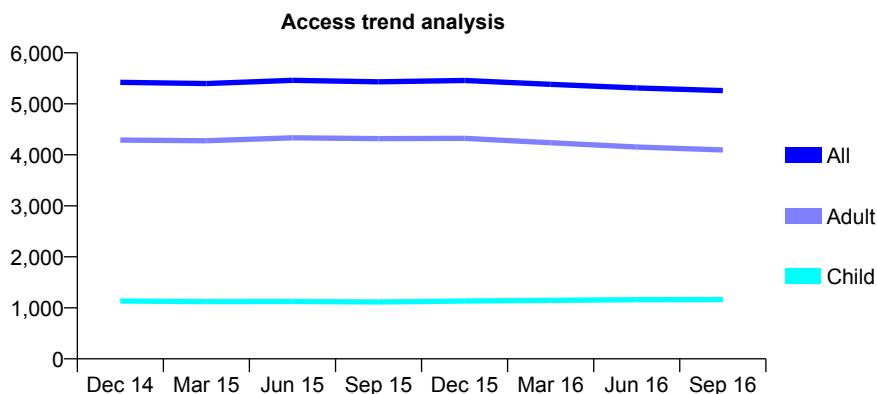
Q61 - Vital Signs At a Glance Contract Report for 338877/0001 - September 2016

Name or company name	MR MC MARCOU
Contract type name	GDS Contract
Purpose of contract	General
Contract start date	01/04/2006
Contract end date	

16/17 Contracted general activity (UDA)	15,124
Carry forward general activity (UDA)	-100
16/17 Contracted orthodontic activity (UOA)	0
Carry forward orthodontic activity (UOA)	0
Baseline contract value	£400,533.64

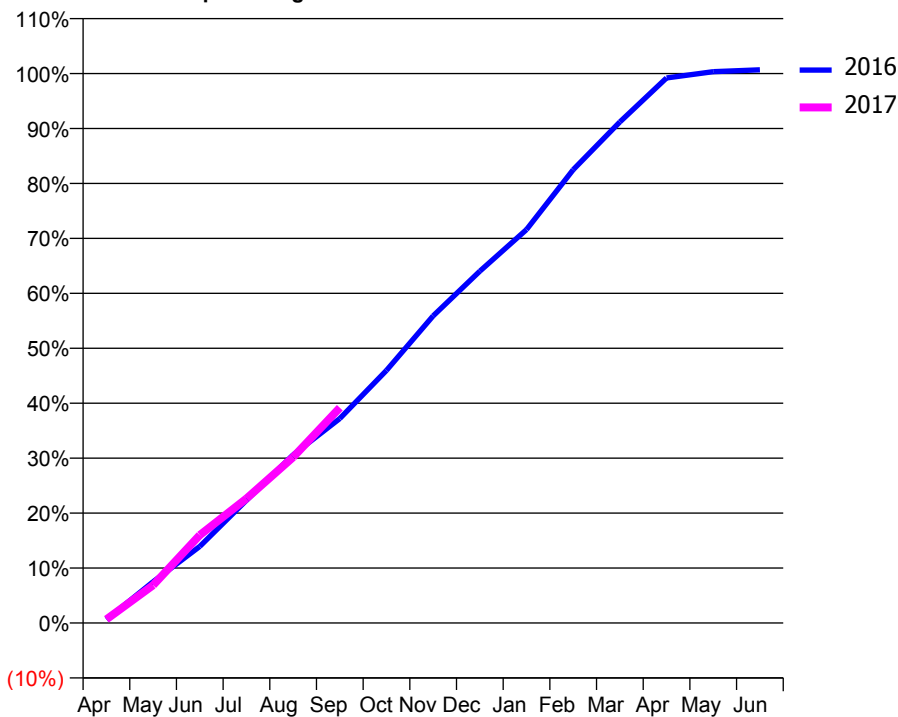
ACCESS*

Patients seen in 24 months	Total	Change since previous quarter
Quarter ending September 2015	5,432	
Quarter ending December 2015	5,457	→
Quarter ending March 2016	5,383	↓
Quarter ending June 2016	5,312	↓
Quarter ending September 2016	5,258	↓
Variance since September 2015	(3.2%)	↓



ACTIVITY

Cumulative percentage of contracted UDA delivered 2016 & 2017



QUALITY

	Quantity	Base Number	Contract	AT	Region	England
% of FP17s for the same patient ID Re-attending within 3 months - Children	36	684	5.3%	11.2%	11.8%	12.4%
% of FP17s for the same patient ID Re-attending within 3 months - Adults	268	2,390	11.2%	16.3%	17.1%	16.7%
% of FP17s for the same patient ID Re-attending between 3 & 9 months - Children	304	684	44.4%	41.5%	45.8%	57.4%
% of FP17s for the same patient ID Re-attending between 3 & 9 months - Adults	1,055	2,390	44.1%	35.0%	37.6%	50.5%
% of FP17s for Band 1 Urgent Courses	160	2,344	6.8%	10.8%	10.6%	9.1%
% of FP17s Relating to Free Repair or Replacements	13	2,344	0.6%	0.5%	0.6%	0.8%
% of FP17s Relating to Continuations	5	2,344	0.2%	0.9%	0.9%	1.3%
% of Patients satisfied with the dentistry they have received	5	6	N/A	89.2%	90.2%	93.2%
% of Patients satisfied with the time they had to wait for an appointment	5	6	N/A	81.5%	83.8%	89.0%

* This is based on patients treated on this contract for their most recent course of treatment. Figures in italics indicate the base number of FP17s or Patient Questionnaire responses are less than 100. N/A is shown where the base number of responses is less than 10 during the period. % is calculated as Quantity/Base number*100

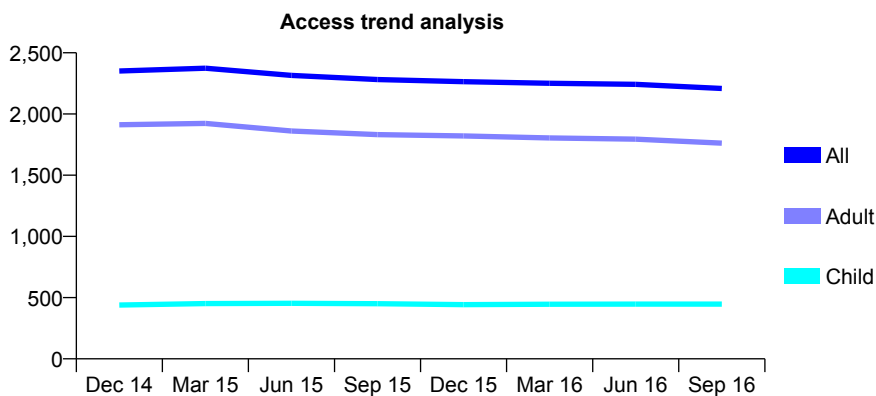
Q61 - Vital Signs At a Glance Contract Report for 339288/0001 - September 2016

Name or company name	MR SA HAMA SAIED
Contract type name	GDS Contract
Purpose of contract	General
Contract start date	01/04/2006
Contract end date	

16/17 Contracted general activity (UDA)	8,013
Carry forward general activity (UDA)	0
16/17 Contracted orthodontic activity (UOA)	0
Carry forward orthodontic activity (UOA)	0
Baseline contract value	£236,194.06

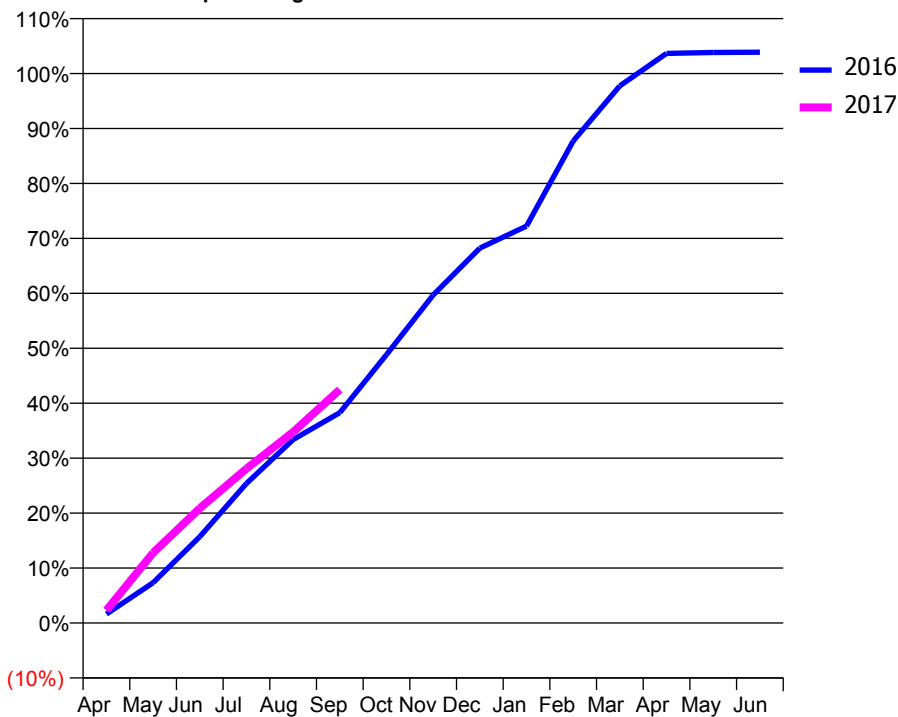
ACCESS*

Patients seen in 24 months	Total	Change since previous quarter
Quarter ending September 2015	2,282	
Quarter ending December 2015	2,264	→
Quarter ending March 2016	2,251	→
Quarter ending June 2016	2,242	→
Quarter ending September 2016	2,209	↓
Variance since September 2015	(3.2%)	↓



ACTIVITY

Cumulative percentage of contracted UDA delivered 2016 & 2017



Month	Adjusted Scheduled Activity (UDA)	
	2016	2017
April	132	186
May	589	1,023
June	1,259	1,673
July	2,035	2,250
August	2,675	2,786
September	3,068	3,404
October	3,913	
November	4,783	
December	5,467	
January	5,788	
February	7,028	
March	7,834	
April	8,306	
May	8,320	
June	8,324	

QUALITY

	Quantity	Base Number	Contract	AT	Region	England
% of FP17s for the same patient ID Re-attending within 3 months - Children	15	241	6.2%	11.2%	11.8%	12.4%
% of FP17s for the same patient ID Re-attending within 3 months - Adults	165	1,111	14.9%	16.3%	17.1%	16.7%
% of FP17s for the same patient ID Re-attending between 3 & 9 months - Children	117	241	48.5%	41.5%	45.8%	57.4%
% of FP17s for the same patient ID Re-attending between 3 & 9 months - Adults	529	1,111	47.6%	35.0%	37.6%	50.5%
% of FP17s for Band 1 Urgent Courses	4	1,233	0.3%	10.8%	10.6%	9.1%
% of FP17s Relating to Free Repair or Replacements	0	1,233	0.0%	0.5%	0.6%	0.8%
% of FP17s Relating to Continuations	48	1,233	3.9%	0.9%	0.9%	1.3%
% of Patients satisfied with the dentistry they have received	2	2	N/A	89.2%	90.2%	93.2%
% of Patients satisfied with the time they had to wait for an appointment	2	2	N/A	81.5%	83.8%	89.0%

* This is based on patients treated on this contract for their most recent course of treatment. Figures in italics indicate the base number of FP17s or Patient Questionnaire responses are less than 100. N/A is shown where the base number of responses is less than 10 during the period. % is calculated as Quantity/Base number*100

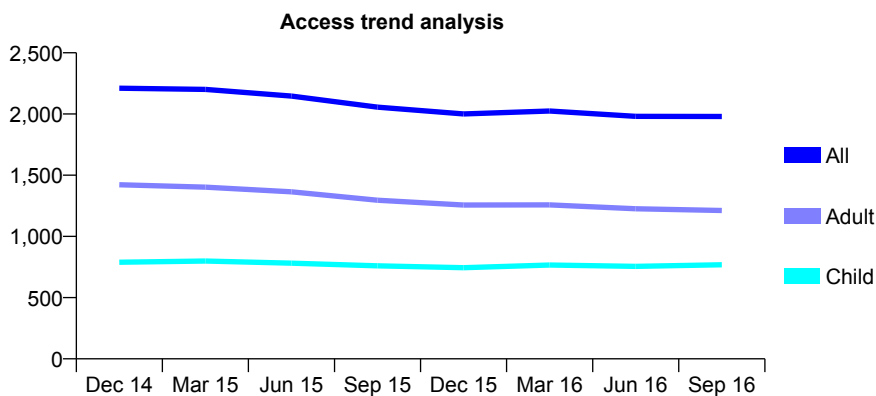
Q61 - Vital Signs At a Glance Contract Report for 339407/0001 - September 2016

Name or company name	MR H HAMBARCHIAN
Contract type name	GDS Contract
Purpose of contract	General
Contract start date	01/04/2006
Contract end date	

16/17 Contracted general activity (UDA)	10,663
Carry forward general activity (UDA)	0
16/17 Contracted orthodontic activity (UOA)	0
Carry forward orthodontic activity (UOA)	0
Baseline contract value	£343,424.01

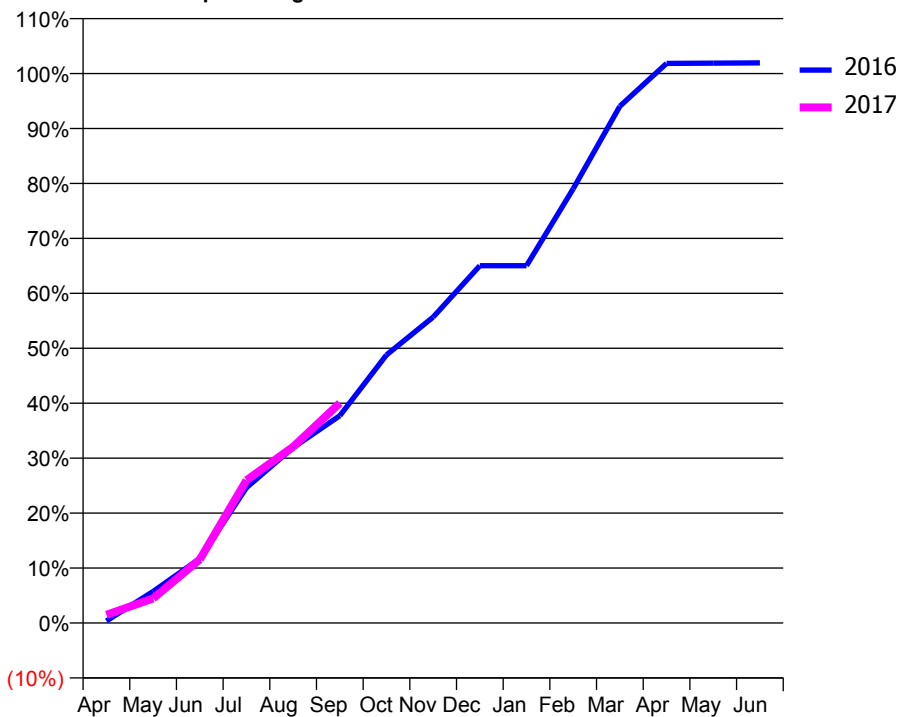
ACCESS*

Patients seen in 24 months	Total	Change since previous quarter
Quarter ending September 2015	2,056	
Quarter ending December 2015	2,001	↓
Quarter ending March 2016	2,024	→
Quarter ending June 2016	1,981	↓
Quarter ending September 2016	1,980	→
Variance since September 2015	(3.7%)	↓



ACTIVITY

Cumulative percentage of contracted UDA delivered 2016 & 2017



Adjusted Scheduled Activity (UDA)

Month	2016	2017
April	41	159
May	612	476
June	1,252	1,234
July	2,627	2,770
August	3,405	3,419
September	4,022	4,269
October	5,202	
November	5,936	
December	6,934	
January	6,934	
February	8,427	
March	10,027	
April	10,858	
May	10,864	
June	10,868	

QUALITY

	Quantity	Base Number	Contract	AT	Region	England
% of FP17s for the same patient ID Re-attending within 3 months - Children	30	549	5.5%	11.2%	11.8%	12.4%
% of FP17s for the same patient ID Re-attending within 3 months - Adults	135	848	15.9%	16.3%	17.1%	16.7%
% of FP17s for the same patient ID Re-attending between 3 & 9 months - Children	344	549	62.7%	41.5%	45.8%	57.4%
% of FP17s for the same patient ID Re-attending between 3 & 9 months - Adults	480	848	56.6%	35.0%	37.6%	50.5%
% of FP17s for Band 1 Urgent Courses	54	1,201	4.5%	10.8%	10.6%	9.1%
% of FP17s Relating to Free Repair or Replacements	0	1,201	0.0%	0.5%	0.6%	0.8%
% of FP17s Relating to Continuations	0	1,201	0.0%	0.9%	0.9%	1.3%
% of Patients satisfied with the dentistry they have received	1	1	N/A	89.2%	90.2%	93.2%
% of Patients satisfied with the time they had to wait for an appointment	0	1	N/A	81.5%	83.8%	89.0%

* This is based on patients treated on this contract for their most recent course of treatment. Figures in italics indicate the base number of FP17s or Patient Questionnaire responses are less than 100. N/A is shown where the base number of responses is less than 10 during the period. % is calculated as Quantity/Base number*100

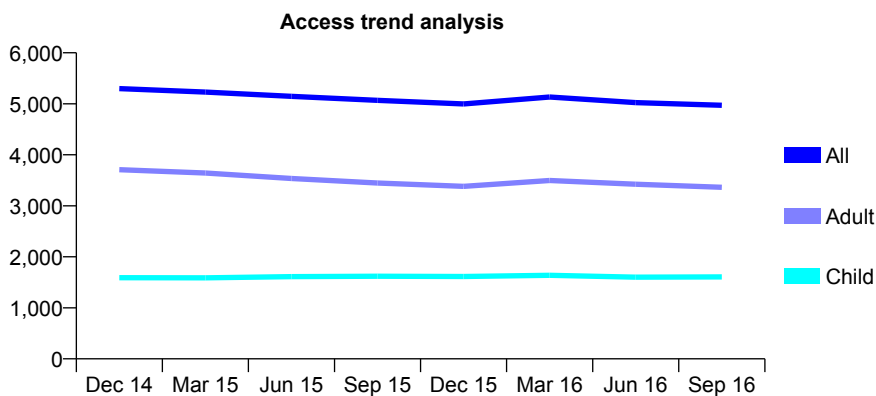
Q61 - Vital Signs At a Glance Contract Report for 340561/0001 - September 2016

Name or company name	MR S RAJAYOGAN
Contract type name	GDS Contract
Purpose of contract	General
Contract start date	01/04/2006
Contract end date	

16/17 Contracted general activity (UDA)	13,563
Carry forward general activity (UDA)	217
16/17 Contracted orthodontic activity (UOA)	0
Carry forward orthodontic activity (UOA)	0
Baseline contract value	£376,243.02

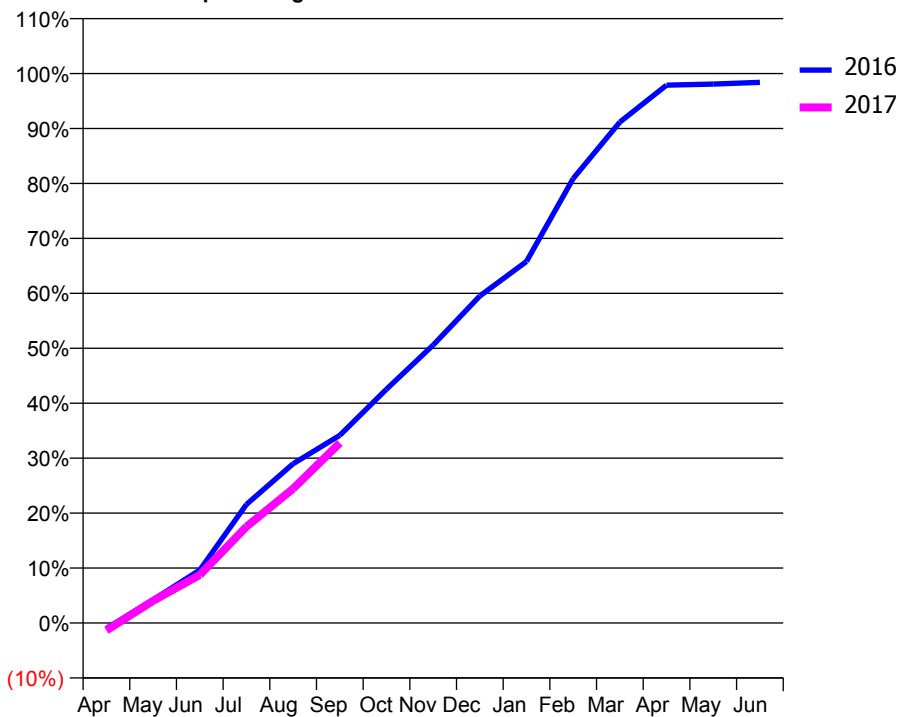
ACCESS*

Patients seen in 24 months	Total	Change since previous quarter
Quarter ending September 2015	5,068	
Quarter ending December 2015	4,998	↓
Quarter ending March 2016	5,134	↑
Quarter ending June 2016	5,024	↓
Quarter ending September 2016	4,970	↓
Variance since September 2015	(1.9%)	↓



ACTIVITY

Cumulative percentage of contracted UDA delivered 2016 & 2017



Adjusted Scheduled Activity (UDA)

Month	2016	2017
April	-138	-184
May	575	546
June	1,308	1,186
July	2,929	2,380
August	3,930	3,317
September	4,634	4,444
October	5,771	
November	6,860	
December	8,070	
January	8,925	
February	10,971	
March	12,364	
April	13,275	
May	13,301	
June	13,346	

QUALITY

	Quantity	Base Number	Contract	AT	Region	England
% of FP17s for the same patient ID Re-attending within 3 months - Children	53	726	7.3%	11.2%	11.8%	12.4%
% of FP17s for the same patient ID Re-attending within 3 months - Adults	168	1,385	12.1%	16.3%	17.1%	16.7%
% of FP17s for the same patient ID Re-attending between 3 & 9 months - Children	190	726	26.2%	41.5%	45.8%	57.4%
% of FP17s for the same patient ID Re-attending between 3 & 9 months - Adults	334	1,385	24.1%	35.0%	37.6%	50.5%
% of FP17s for Band 1 Urgent Courses	308	1,759	17.5%	10.8%	10.6%	9.1%
% of FP17s Relating to Free Repair or Replacements	0	1,759	0.0%	0.5%	0.6%	0.8%
% of FP17s Relating to Continuations	4	1,759	0.2%	0.9%	0.9%	1.3%
% of Patients satisfied with the dentistry they have received	1	1	N/A	89.2%	90.2%	93.2%
% of Patients satisfied with the time they had to wait for an appointment	1	1	N/A	81.5%	83.8%	89.0%

* This is based on patients treated on this contract for their most recent course of treatment. Figures in italics indicate the base number of FP17s or Patient Questionnaire responses are less than 100. N/A is shown where the base number of responses is less than 10 during the period. % is calculated as Quantity/Base number*100

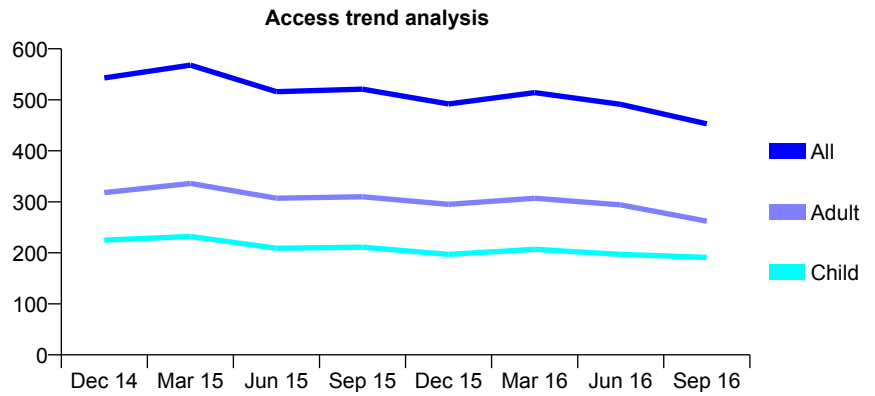
Q61 - Vital Signs At a Glance Contract Report for 341320/0001 - September 2016

Name or company name	MR HS JOSHI
Contract type name	GDS Contract
Purpose of contract	General
Contract start date	01/04/2006
Contract end date	

16/17 Contracted general activity (UDA)	1,646
Carry forward general activity (UDA)	28
16/17 Contracted orthodontic activity (UOA)	0
Carry forward orthodontic activity (UOA)	0
Baseline contract value	£81,739.00

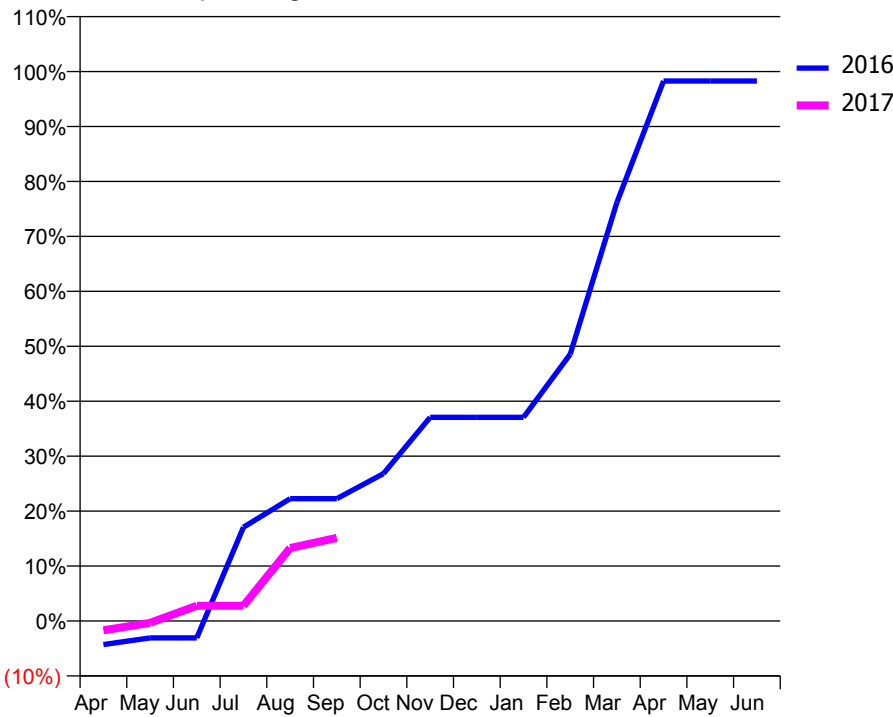
ACCESS*

Patients seen in 24 months	Total	Change since previous quarter
Quarter ending September 2015	521	
Quarter ending December 2015	492	↓
Quarter ending March 2016	514	↑
Quarter ending June 2016	491	↓
Quarter ending September 2016	453	↓
Variance since September 2015	(13.1%)	↓



ACTIVITY

Cumulative percentage of contracted UDA delivered 2016 & 2017



Month	Adjusted Scheduled Activity (UDA)	
	2016	2017
April	-71	-28
May	-51	-6
June	-51	46
July	281	46
August	367	219
September	367	249
October	442	
November	610	
December	610	
January	610	
February	799	
March	1,254	
April	1,618	
May	1,618	
June	1,618	

QUALITY

	Quantity	Base Number	Contract	AT	Region	England
% of FP17s for the same patient ID Re-attending within 3 months - Children	8	92	8.7%	11.2%	11.8%	12.4%
% of FP17s for the same patient ID Re-attending within 3 months - Adults	6	101	5.9%	16.3%	17.1%	16.7%
% of FP17s for the same patient ID Re-attending between 3 & 9 months - Children	28	92	30.4%	41.5%	45.8%	57.4%
% of FP17s for the same patient ID Re-attending between 3 & 9 months - Adults	42	101	41.6%	35.0%	37.6%	50.5%
% of FP17s for Band 1 Urgent Courses	10	104	9.6%	10.8%	10.6%	9.1%
% of FP17s Relating to Free Repair or Replacements	0	104	0.0%	0.5%	0.6%	0.8%
% of FP17s Relating to Continuations	0	104	0.0%	0.9%	0.9%	1.3%
% of Patients satisfied with the dentistry they have received	0	0	N/A	89.2%	90.2%	93.2%
% of Patients satisfied with the time they had to wait for an appointment	0	0	N/A	81.5%	83.8%	89.0%

* This is based on patients treated on this contract for their most recent course of treatment. Figures in italics indicate the base number of FP17s or Patient Questionnaire responses are less than 100. N/A is shown where the base number of responses is less than 10 during the period. % is calculated as Quantity/Base number*100

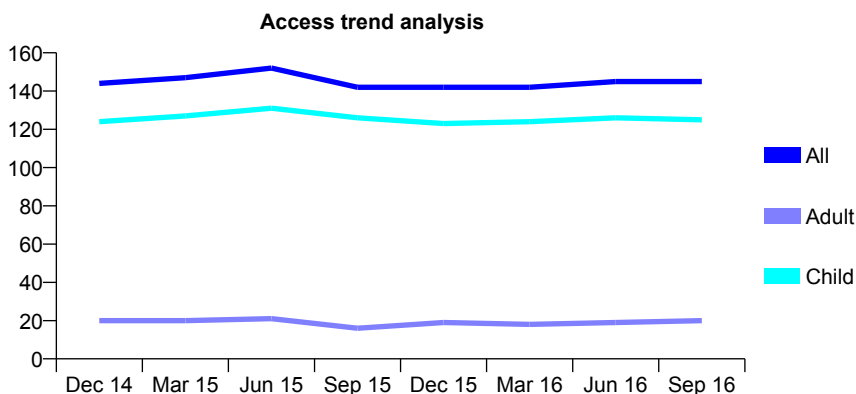
Q61 - Vital Signs At a Glance Contract Report for 342858/0002 - September 2016

Name or company name	MRS B SALEK-HADDADI
Contract type name	GDS Contract
Purpose of contract	General
Contract start date	01/04/2006
Contract end date	

16/17 Contracted general activity (UDA)	314
Carry forward general activity (UDA)	-6
16/17 Contracted orthodontic activity (UOA)	0
Carry forward orthodontic activity (UOA)	0
Baseline contract value	£12,585.53

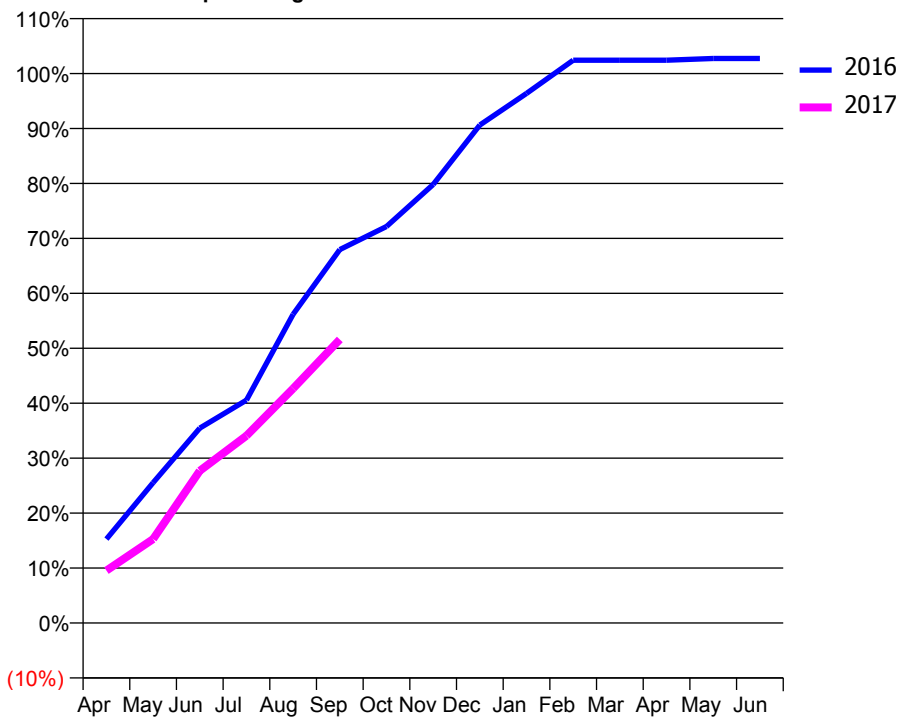
ACCESS*

Patients seen in 24 months	Total	Change since previous quarter
Quarter ending September 2015	142	
Quarter ending December 2015	142	→
Quarter ending March 2016	142	→
Quarter ending June 2016	145	↑
Quarter ending September 2016	145	→
Variance since September 2015	2.1%	↑



ACTIVITY

Cumulative percentage of contracted UDA delivered 2016 & 2017



Adjusted Scheduled Activity (UDA)

Month	2016	2017
April	48	30
May	80	48
June	111	87
July	127	107
August	176	134
September	213	162
October	227	
November	251	
December	285	
January	303	
February	322	
March	322	
April	322	
May	323	
June	323	

QUALITY

	Quantity	Base Number	Contract	AT	Region	England
% of FP17s for the same patient ID Re-attending within 3 months - Children	4	78	5.1%	11.2%	11.8%	12.4%
% of FP17s for the same patient ID Re-attending within 3 months - Adults	1	12	8.3%	16.3%	17.1%	16.7%
% of FP17s for the same patient ID Re-attending between 3 & 9 months - Children	40	78	51.3%	41.5%	45.8%	57.4%
% of FP17s for the same patient ID Re-attending between 3 & 9 months - Adults	5	12	41.7%	35.0%	37.6%	50.5%
% of FP17s for Band 1 Urgent Courses	0	88	0.0%	10.8%	10.6%	9.1%
% of FP17s Relating to Free Repair or Replacements	0	88	0.0%	0.5%	0.6%	0.8%
% of FP17s Relating to Continuations	0	88	0.0%	0.9%	0.9%	1.3%
% of Patients satisfied with the dentistry they have received	0	0	N/A	89.2%	90.2%	93.2%
% of Patients satisfied with the time they had to wait for an appointment	0	0	N/A	81.5%	83.8%	89.0%

* This is based on patients treated on this contract for their most recent course of treatment. Figures in italics indicate the base number of FP17s or Patient Questionnaire responses are less than 100. N/A is shown where the base number of responses is less than 10 during the period. % is calculated as Quantity/Base number*100

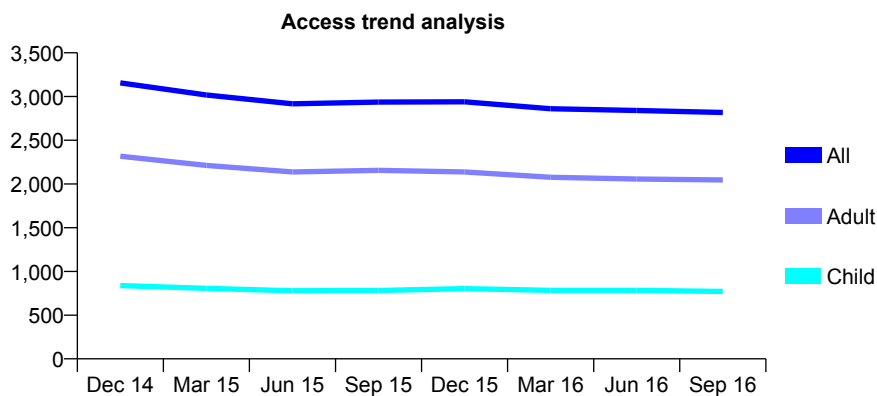
Q61 - Vital Signs At a Glance Contract Report for 343587/0001 - September 2016

Name or company name	MR F AMINI
Contract type name	GDS Contract
Purpose of contract	General
Contract start date	01/04/2006
Contract end date	

16/17 Contracted general activity (UDA)	10,546
Carry forward general activity (UDA)	0
16/17 Contracted orthodontic activity (UOA)	0
Carry forward orthodontic activity (UOA)	0
Baseline contract value	£307,892.91

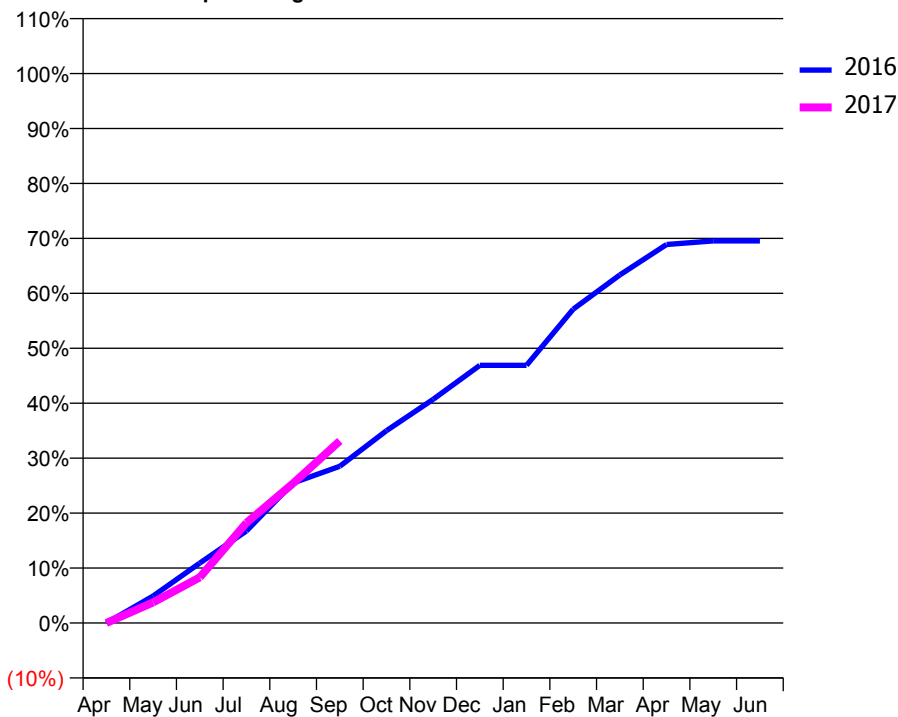
ACCESS*

Patients seen in 24 months	Total	Change since previous quarter
Quarter ending September 2015	2,937	
Quarter ending December 2015	2,940	→
Quarter ending March 2016	2,860	↓
Quarter ending June 2016	2,840	→
Quarter ending September 2016	2,817	→
Variance since September 2015	(4.1%)	↓



ACTIVITY

Cumulative percentage of contracted UDA delivered 2016 & 2017



Month	Adjusted Scheduled Activity (UDA)	
	2016	2017
April	0	0
May	519	395
June	1,150	877
July	1,768	1,924
August	2,687	2,680
September	3,008	3,496
October	3,692	
November	4,293	
December	4,947	
January	4,947	
February	6,022	
March	6,682	
April	7,263	
May	7,333	
June	7,333	

QUALITY

	Quantity	Base Number	Contract	AT	Region	England
% of FP17s for the same patient ID Re-attending within 3 months - Children	51	424	12.0%	11.2%	11.8%	12.4%
% of FP17s for the same patient ID Re-attending within 3 months - Adults	270	1,136	23.8%	16.3%	17.1%	16.7%
% of FP17s for the same patient ID Re-attending between 3 & 9 months - Children	118	424	27.8%	41.5%	45.8%	57.4%
% of FP17s for the same patient ID Re-attending between 3 & 9 months - Adults	252	1,136	22.2%	35.0%	37.6%	50.5%
% of FP17s for Band 1 Urgent Courses	364	1,277	28.5%	10.8%	10.6%	9.1%
% of FP17s Relating to Free Repair or Replacements	6	1,277	0.5%	0.5%	0.6%	0.8%
% of FP17s Relating to Continuations	10	1,277	0.8%	0.9%	0.9%	1.3%
% of Patients satisfied with the dentistry they have received	0	1	N/A	89.2%	90.2%	93.2%
% of Patients satisfied with the time they had to wait for an appointment	0	1	N/A	81.5%	83.8%	89.0%

* This is based on patients treated on this contract for their most recent course of treatment. Figures in italics indicate the base number of FP17s or Patient Questionnaire responses are less than 100. N/A is shown where the base number of responses is less than 10 during the period. % is calculated as Quantity/Base number*100

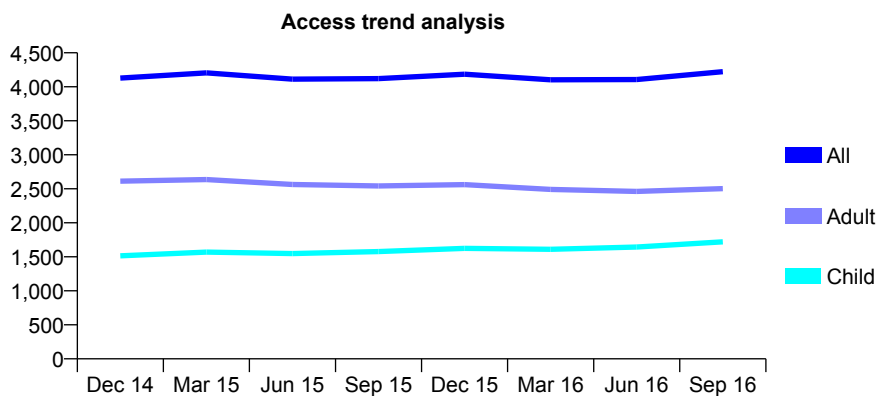
Q61 - Vital Signs At a Glance Contract Report for 344516/0001 - September 2016

Name or company name	MS MK MORADI
Contract type name	GDS Contract
Purpose of contract	General
Contract start date	01/04/2006
Contract end date	

16/17 Contracted general activity (UDA)	11,486
Carry forward general activity (UDA)	0
16/17 Contracted orthodontic activity (UOA)	0
Carry forward orthodontic activity (UOA)	0
Baseline contract value	£332,856.85

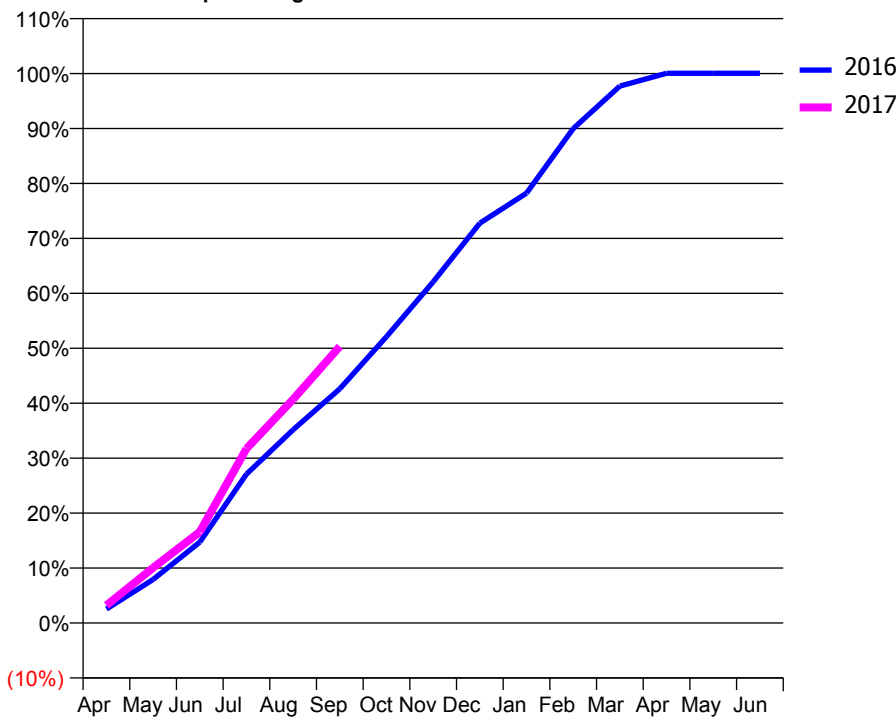
ACCESS*

Patients seen in 24 months	Total	Change since previous quarter
Quarter ending September 2015	4,120	
Quarter ending December 2015	4,186	→
Quarter ending March 2016	4,103	↓
Quarter ending June 2016	4,106	→
Quarter ending September 2016	4,223	↑
Variance since September 2015	2.5%	↑



ACTIVITY

Cumulative percentage of contracted UDA delivered 2016 & 2017



Month	Adjusted Scheduled Activity (UDA)	
	2016	2017
April	291	370
May	910	1,155
June	1,689	1,904
July	3,112	3,646
August	4,041	4,675
September	4,895	5,783
October	5,987	
November	7,130	
December	8,359	
January	8,986	
February	10,334	
March	11,224	
April	11,491	
May	11,491	
June	11,491	

QUALITY

	Quantity	Base Number	Contract	AT	Region	England
% of FP17s for the same patient ID Re-attending within 3 months - Children	42	998	4.2%	11.2%	11.8%	12.4%
% of FP17s for the same patient ID Re-attending within 3 months - Adults	108	1,226	8.8%	16.3%	17.1%	16.7%
% of FP17s for the same patient ID Re-attending between 3 & 9 months - Children	379	998	38.0%	41.5%	45.8%	57.4%
% of FP17s for the same patient ID Re-attending between 3 & 9 months - Adults	401	1,226	32.7%	35.0%	37.6%	50.5%
% of FP17s for Band 1 Urgent Courses	74	2,140	3.5%	10.8%	10.6%	9.1%
% of FP17s Relating to Free Repair or Replacements	11	2,140	0.5%	0.5%	0.6%	0.8%
% of FP17s Relating to Continuations	6	2,140	0.3%	0.9%	0.9%	1.3%
% of Patients satisfied with the dentistry they have received	3	3	N/A	89.2%	90.2%	93.2%
% of Patients satisfied with the time they had to wait for an appointment	3	3	N/A	81.5%	83.8%	89.0%

* This is based on patients treated on this contract for their most recent course of treatment. Figures in italics indicate the base number of FP17s or Patient Questionnaire responses are less than 100. N/A is shown where the base number of responses is less than 10 during the period. % is calculated as Quantity/Base number*100

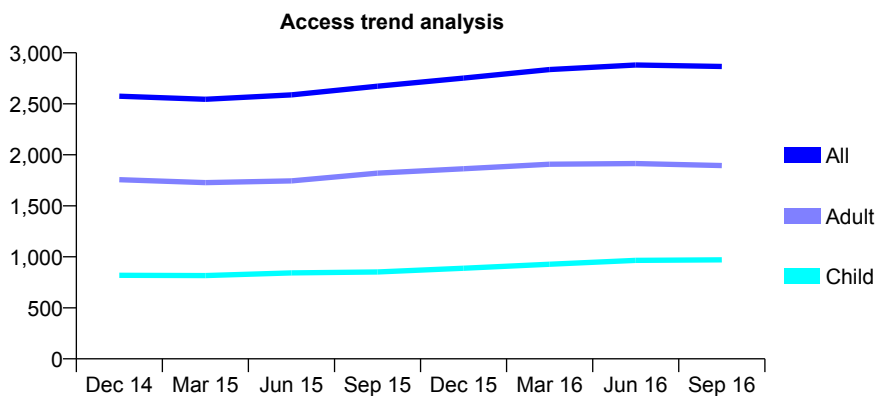
Q61 - Vital Signs At a Glance Contract Report for 345725/0002 - September 2016

Name or company name	DR OO AJANAKU
Contract type name	GDS Contract
Purpose of contract	General
Contract start date	05/04/2006
Contract end date	

16/17 Contracted general activity (UDA)	6,509
Carry forward general activity (UDA)	-80
16/17 Contracted orthodontic activity (UOA)	0
Carry forward orthodontic activity (UOA)	0
Baseline contract value	£173,995.95

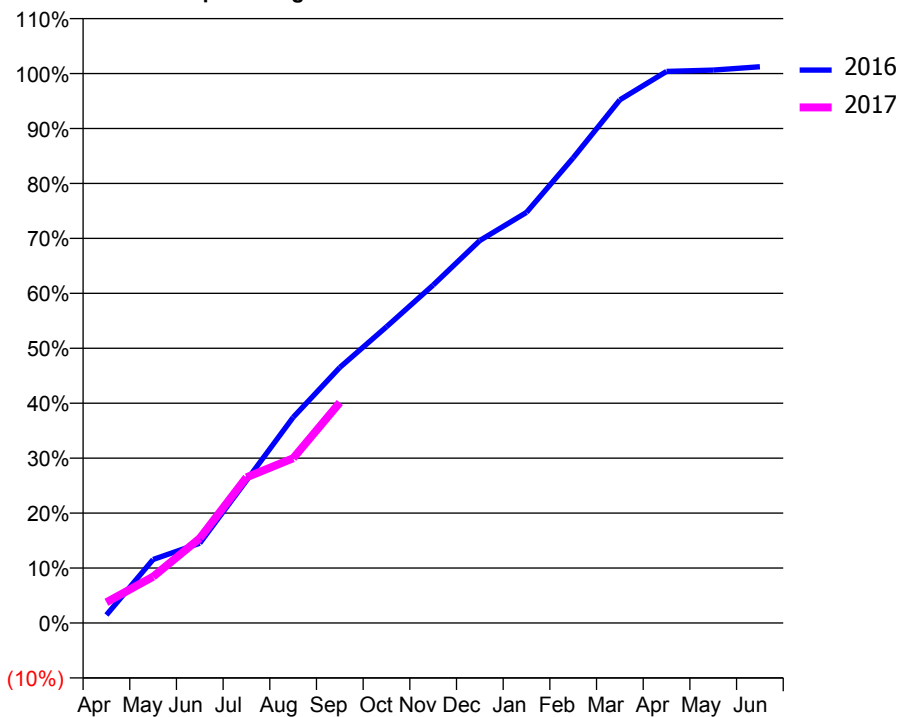
ACCESS*

Patients seen in 24 months	Total	Change since previous quarter
Quarter ending September 2015	2,672	
Quarter ending December 2015	2,752	↑
Quarter ending March 2016	2,836	↑
Quarter ending June 2016	2,880	→
Quarter ending September 2016	2,866	→
Variance since September 2015	7.3%	↑



ACTIVITY

Cumulative percentage of contracted UDA delivered 2016 & 2017



Adjusted Scheduled Activity (UDA)

Month	2016	2017
April	95	245
May	753	549
June	945	1,003
July	1,688	1,725
August	2,436	1,951
September	3,027	2,611
October	3,508	
November	4,003	
December	4,531	
January	4,864	
February	5,510	
March	6,197	
April	6,534	
May	6,550	
June	6,589	

QUALITY

	Quantity	Base Number	Contract	AT	Region	England
% of FP17s for the same patient ID Re-attending within 3 months - Children	27	518	5.2%	11.2%	11.8%	12.4%
% of FP17s for the same patient ID Re-attending within 3 months - Adults	95	778	12.2%	16.3%	17.1%	16.7%
% of FP17s for the same patient ID Re-attending between 3 & 9 months - Children	196	518	37.8%	41.5%	45.8%	57.4%
% of FP17s for the same patient ID Re-attending between 3 & 9 months - Adults	177	778	22.8%	35.0%	37.6%	50.5%
% of FP17s for Band 1 Urgent Courses	25	1,121	2.2%	10.8%	10.6%	9.1%
% of FP17s Relating to Free Repair or Replacements	8	1,121	0.7%	0.5%	0.6%	0.8%
% of FP17s Relating to Continuations	9	1,121	0.8%	0.9%	0.9%	1.3%
% of Patients satisfied with the dentistry they have received	0	0	N/A	89.2%	90.2%	93.2%
% of Patients satisfied with the time they had to wait for an appointment	0	0	N/A	81.5%	83.8%	89.0%

* This is based on patients treated on this contract for their most recent course of treatment. Figures in italics indicate the base number of FP17s or Patient Questionnaire responses are less than 100. N/A is shown where the base number of responses is less than 10 during the period. % is calculated as Quantity/Base number*100

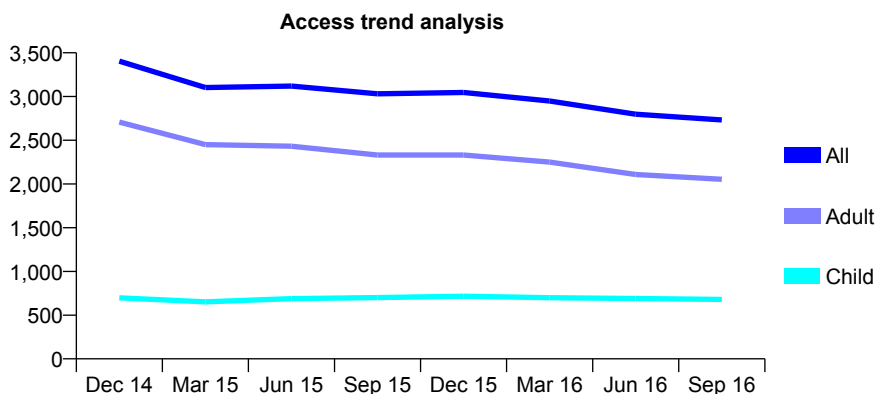
Q61 - Vital Signs At a Glance Contract Report for 347477/0001 - September 2016

Name or company name	MRS B CROWTHER
Contract type name	GDS Contract
Purpose of contract	General
Contract start date	01/04/2008
Contract end date	

16/17 Contracted general activity (UDA)	7,747
Carry forward general activity (UDA)	1
16/17 Contracted orthodontic activity (UOA)	0
Carry forward orthodontic activity (UOA)	0
Baseline contract value	£237,748.21

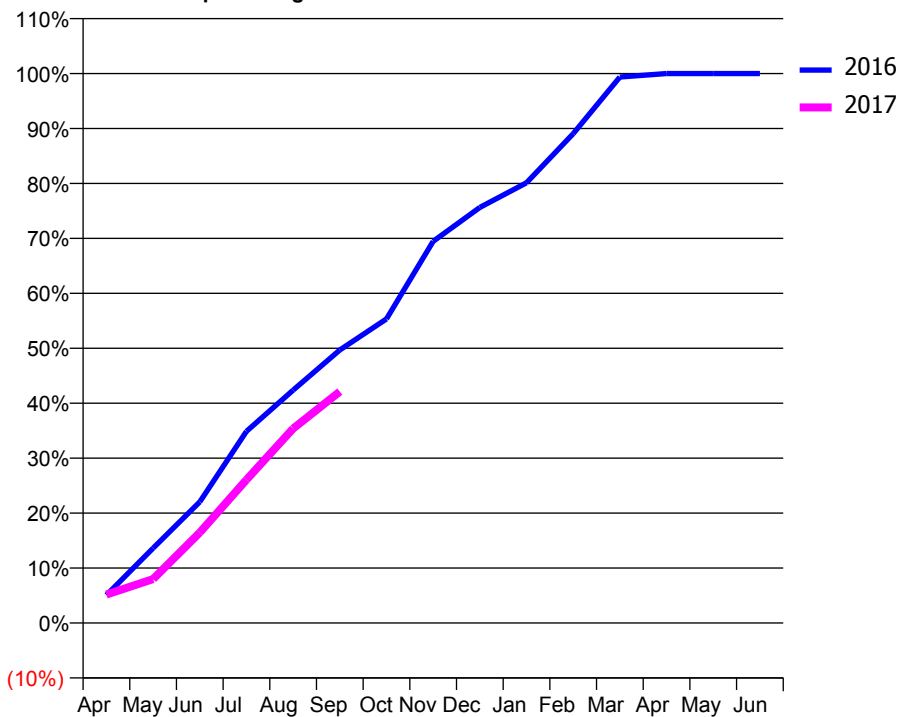
ACCESS*

Patients seen in 24 months	Total	Change since previous quarter
Quarter ending September 2015	3,031	
Quarter ending December 2015	3,047	→
Quarter ending March 2016	2,949	↓
Quarter ending June 2016	2,798	↓
Quarter ending September 2016	2,732	↓
Variance since September 2015	(9.9%)	↓



ACTIVITY

Cumulative percentage of contracted UDA delivered 2016 & 2017



Month	Adjusted Scheduled Activity (UDA)	
	2016	2017
April	394	402
May	1,056	620
June	1,709	1,276
July	2,703	2,019
August	3,284	2,742
September	3,848	3,263
October	4,287	
November	5,382	
December	5,860	
January	6,206	
February	6,899	
March	7,697	
April	7,746	
May	7,746	
June	7,746	

QUALITY

	Quantity	Base Number	Contract	AT	Region	England
% of FP17s for the same patient ID Re-attending within 3 months - Children	46	345	13.3%	11.2%	11.8%	12.4%
% of FP17s for the same patient ID Re-attending within 3 months - Adults	171	933	18.3%	16.3%	17.1%	16.7%
% of FP17s for the same patient ID Re-attending between 3 & 9 months - Children	94	345	27.2%	41.5%	45.8%	57.4%
% of FP17s for the same patient ID Re-attending between 3 & 9 months - Adults	186	933	19.9%	35.0%	37.6%	50.5%
% of FP17s for Band 1 Urgent Courses	277	1,273	21.8%	10.8%	10.6%	9.1%
% of FP17s Relating to Free Repair or Replacements	1	1,273	0.1%	0.5%	0.6%	0.8%
% of FP17s Relating to Continuations	6	1,273	0.5%	0.9%	0.9%	1.3%
% of Patients satisfied with the dentistry they have received	0	0	N/A	89.2%	90.2%	93.2%
% of Patients satisfied with the time they had to wait for an appointment	0	0	N/A	81.5%	83.8%	89.0%

* This is based on patients treated on this contract for their most recent course of treatment. Figures in italics indicate the base number of FP17s or Patient Questionnaire responses are less than 100. N/A is shown where the base number of responses is less than 10 during the period. % is calculated as Quantity/Base number*100

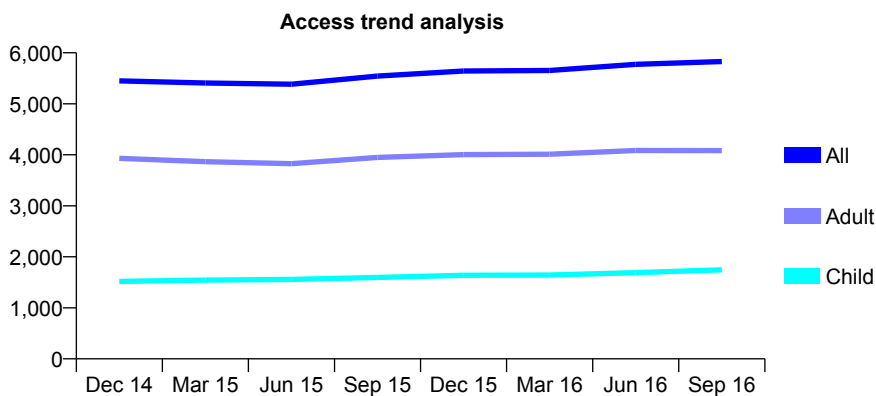
Q61 - Vital Signs At a Glance Contract Report for 353302/0002 - September 2016

Name or company name	MRS A BROGAN
Contract type name	GDS Contract
Purpose of contract	General
Contract start date	01/02/2007
Contract end date	

16/17 Contracted general activity (UDA)	15,436
Carry forward general activity (UDA)	418
16/17 Contracted orthodontic activity (UOA)	0
Carry forward orthodontic activity (UOA)	0
Baseline contract value	£326,661.73

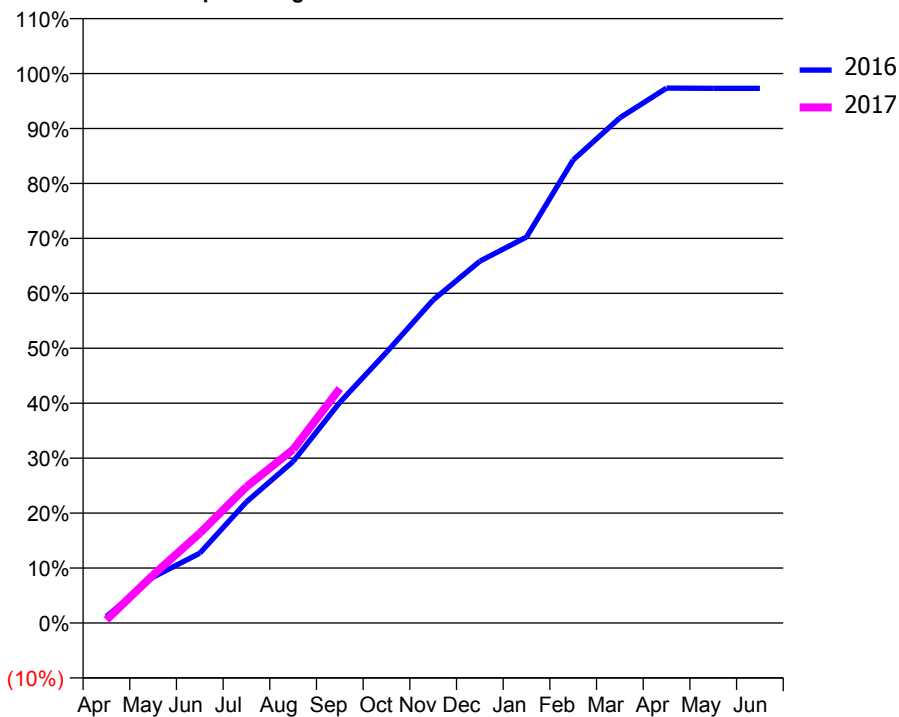
ACCESS*

Patients seen in 24 months	Total	Change since previous quarter
Quarter ending September 2015	5,545	
Quarter ending December 2015	5,644	→
Quarter ending March 2016	5,654	→
Quarter ending June 2016	5,775	↑
Quarter ending September 2016	5,829	→
Variance since September 2015	5.1%	↑



ACTIVITY

Cumulative percentage of contracted UDA delivered 2016 & 2017



Month	Adjusted Scheduled Activity (UDA)	
	2016	2017
April	181	88
May	1,289	1,350
June	1,960	2,523
July	3,405	3,827
August	4,539	4,877
September	6,198	6,589
October	7,606	
November	9,074	
December	10,166	
January	10,843	
February	13,007	
March	14,192	
April	15,025	
May	15,018	
June	15,018	

QUALITY

	Quantity	Base Number	Contract	AT	Region	England
% of FP17s for the same patient ID Re-attending within 3 months - Children	117	1,234	9.5%	11.2%	11.8%	12.4%
% of FP17s for the same patient ID Re-attending within 3 months - Adults	320	2,267	14.1%	16.3%	17.1%	16.7%
% of FP17s for the same patient ID Re-attending between 3 & 9 months - Children	625	1,234	50.6%	41.5%	45.8%	57.4%
% of FP17s for the same patient ID Re-attending between 3 & 9 months - Adults	903	2,267	39.8%	35.0%	37.6%	50.5%
% of FP17s for Band 1 Urgent Courses	318	3,232	9.8%	10.8%	10.6%	9.1%
% of FP17s Relating to Free Repair or Replacements	26	3,232	0.8%	0.5%	0.6%	0.8%
% of FP17s Relating to Continuations	16	3,232	0.5%	0.9%	0.9%	1.3%
% of Patients satisfied with the dentistry they have received	5	5	N/A	89.2%	90.2%	93.2%
% of Patients satisfied with the time they had to wait for an appointment	4	5	N/A	81.5%	83.8%	89.0%

* This is based on patients treated on this contract for their most recent course of treatment. Figures in italics indicate the base number of FP17s or Patient Questionnaire responses are less than 100. N/A is shown where the base number of responses is less than 10 during the period. % is calculated as Quantity/Base number*100

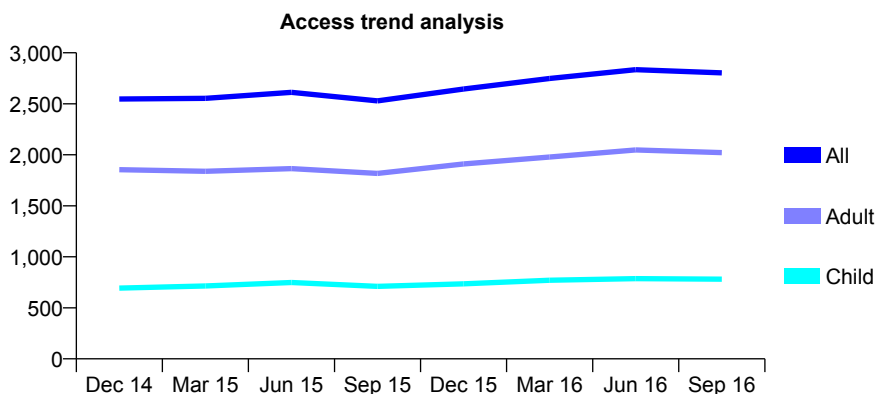
Q61 - Vital Signs At a Glance Contract Report for 353302/0003 - September 2016

Name or company name	MRS A BROGAN
Contract type name	GDS Contract
Purpose of contract	General
Contract start date	09/06/2008
Contract end date	

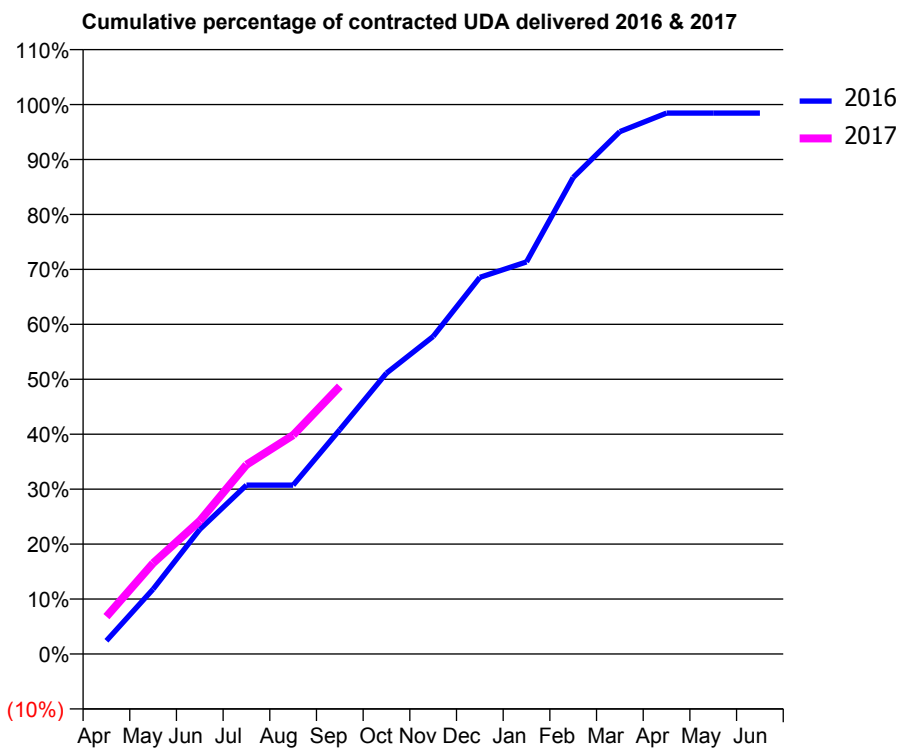
16/17 Contracted general activity (UDA)	10,063
Carry forward general activity (UDA)	0
16/17 Contracted orthodontic activity (UOA)	0
Carry forward orthodontic activity (UOA)	0
Baseline contract value	£314,958.57

ACCESS*

Patients seen in 24 months	Total	Change since previous quarter
Quarter ending September 2015	2,529	
Quarter ending December 2015	2,645	↑
Quarter ending March 2016	2,749	↑
Quarter ending June 2016	2,834	↑
Quarter ending September 2016	2,803	↓
Variance since September 2015	10.8%	↑



ACTIVITY



Month	Adjusted Scheduled Activity (UDA)	
	2016	2017
April	243	685
May	1,188	1,664
June	2,282	2,439
July	3,093	3,466
August	3,093	4,010
September	4,108	4,903
October	5,144	
November	5,815	
December	6,896	
January	7,180	
February	8,727	
March	9,567	
April	9,906	
May	9,906	
June	9,906	

QUALITY

	Quantity	Base Number	Contract	AT	Region	England
% of FP17s for the same patient ID Re-attending within 3 months - Children	20	452	4.4%	11.2%	11.8%	12.4%
% of FP17s for the same patient ID Re-attending within 3 months - Adults	128	1,163	11.0%	16.3%	17.1%	16.7%
% of FP17s for the same patient ID Re-attending between 3 & 9 months - Children	161	452	35.6%	41.5%	45.8%	57.4%
% of FP17s for the same patient ID Re-attending between 3 & 9 months - Adults	430	1,163	37.0%	35.0%	37.6%	50.5%
% of FP17s for Band 1 Urgent Courses	172	1,472	11.7%	10.8%	10.6%	9.1%
% of FP17s Relating to Free Repair or Replacements	8	1,472	0.5%	0.5%	0.6%	0.8%
% of FP17s Relating to Continuations	1	1,472	0.1%	0.9%	0.9%	1.3%
% of Patients satisfied with the dentistry they have received	1	1	N/A	89.2%	90.2%	93.2%
% of Patients satisfied with the time they had to wait for an appointment	0	1	N/A	81.5%	83.8%	89.0%

* This is based on patients treated on this contract for their most recent course of treatment. Figures in italics indicate the base number of FP17s or Patient Questionnaire responses are less than 100. N/A is shown where the base number of responses is less than 10 during the period. % is calculated as Quantity/Base number*100

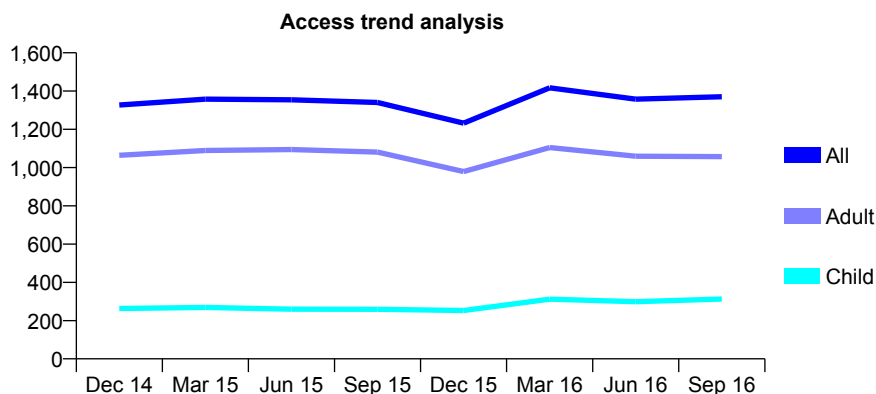
Q61 - Vital Signs At a Glance Contract Report for 354155/0002 - September 2016

Name or company name	MS M MEHDIANI
Contract type name	GDS Contract
Purpose of contract	General
Contract start date	15/09/2008
Contract end date	

16/17 Contracted general activity (UDA)	8,155
Carry forward general activity (UDA)	0
16/17 Contracted orthodontic activity (UOA)	0
Carry forward orthodontic activity (UOA)	0
Baseline contract value	£237,116.96

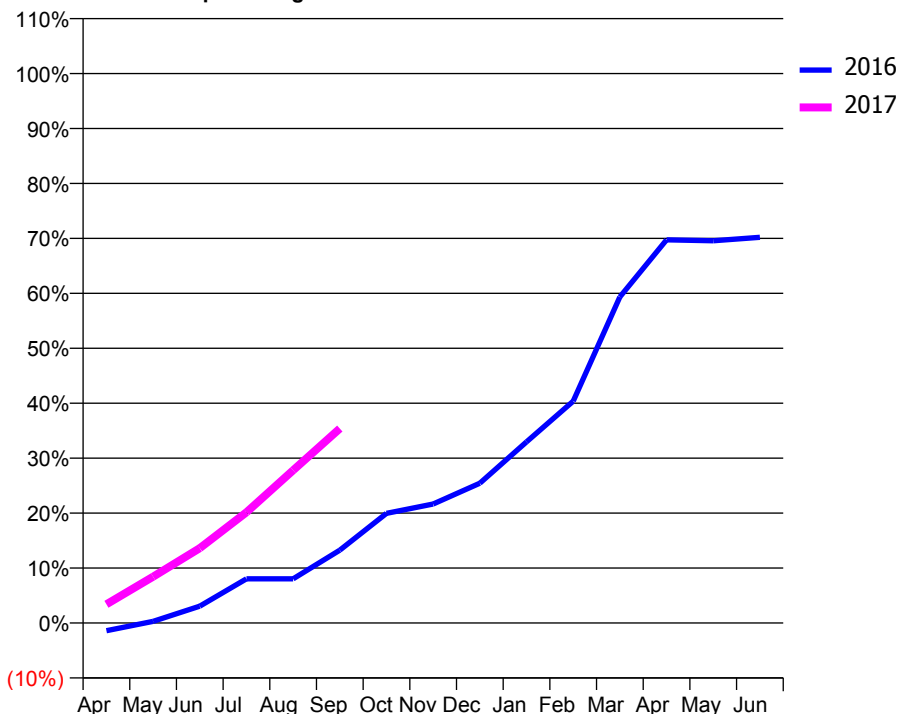
ACCESS*

Patients seen in 24 months	Total	Change since previous quarter
Quarter ending September 2015	1,340	
Quarter ending December 2015	1,232	↓
Quarter ending March 2016	1,417	↑
Quarter ending June 2016	1,358	↓
Quarter ending September 2016	1,370	→
Variance since September 2015	2.2%	↑



ACTIVITY

Cumulative percentage of contracted UDA delivered 2016 & 2017



Month	Adjusted Scheduled Activity (UDA)	
	2016	2017
April	-115	277
May	24	688
June	250	1,112
July	657	1,643
August	657	2,266
September	1,082	2,887
October	1,628	
November	1,766	
December	2,075	
January	2,688	
February	3,293	
March	4,840	
April	5,687	
May	5,674	
June	5,725	

QUALITY

	Quantity	Base Number	Contract	AT	Region	England
% of FP17s for the same patient ID Re-attending within 3 months - Children	16	176	9.1%	11.2%	11.8%	12.4%
% of FP17s for the same patient ID Re-attending within 3 months - Adults	65	510	12.7%	16.3%	17.1%	16.7%
% of FP17s for the same patient ID Re-attending between 3 & 9 months - Children	47	176	26.7%	41.5%	45.8%	57.4%
% of FP17s for the same patient ID Re-attending between 3 & 9 months - Adults	119	510	23.3%	35.0%	37.6%	50.5%
% of FP17s for Band 1 Urgent Courses	74	536	13.8%	10.8%	10.6%	9.1%
% of FP17s Relating to Free Repair or Replacements	0	536	0.0%	0.5%	0.6%	0.8%
% of FP17s Relating to Continuations	1	536	0.2%	0.9%	0.9%	1.3%
% of Patients satisfied with the dentistry they have received	3	3	N/A	89.2%	90.2%	93.2%
% of Patients satisfied with the time they had to wait for an appointment	3	3	N/A	81.5%	83.8%	89.0%

* This is based on patients treated on this contract for their most recent course of treatment. Figures in italics indicate the base number of FP17s or Patient Questionnaire responses are less than 100. N/A is shown where the base number of responses is less than 10 during the period. % is calculated as Quantity/Base number*100

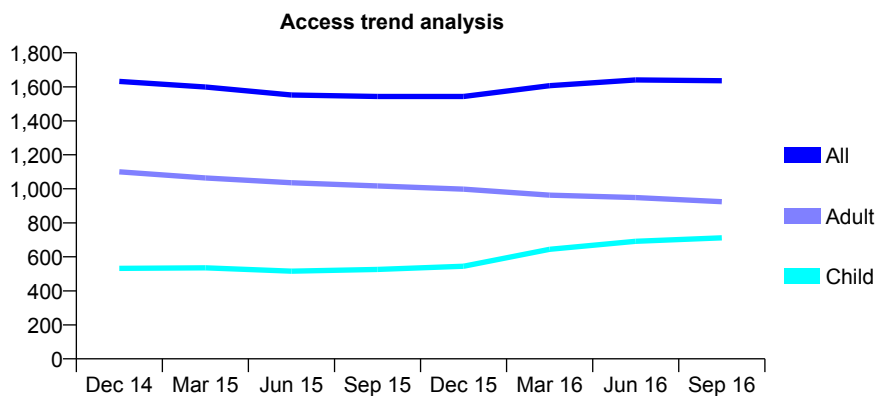
Q61 - Vital Signs At a Glance Contract Report for 355267/0001 - September 2016

Name or company name	MISS MJ GAJJAR
Contract type name	GDS Contract
Purpose of contract	General
Contract start date	19/05/2008
Contract end date	

16/17 Contracted general activity (UDA)	3,976
Carry forward general activity (UDA)	-80
16/17 Contracted orthodontic activity (UOA)	0
Carry forward orthodontic activity (UOA)	0
Baseline contract value	£114,858.28

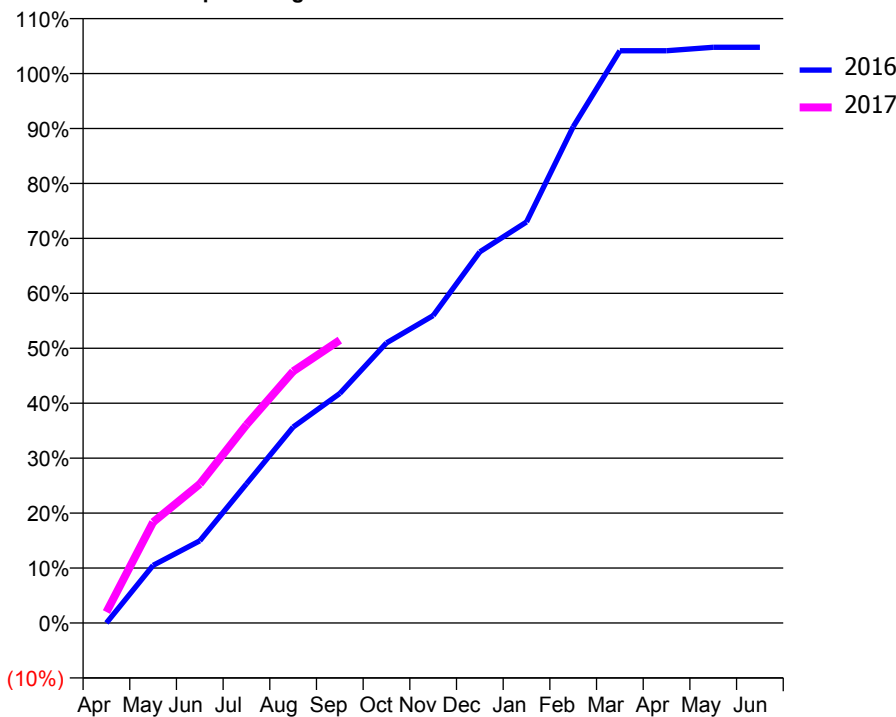
ACCESS*

Patients seen in 24 months	Total	Change since previous quarter
Quarter ending September 2015	1,543	
Quarter ending December 2015	1,543	→
Quarter ending March 2016	1,607	↑
Quarter ending June 2016	1,640	↑
Quarter ending September 2016	1,636	→
Variance since September 2015	6.0%	↑



ACTIVITY

Cumulative percentage of contracted UDA delivered 2016 & 2017



Month	Adjusted Scheduled Activity (UDA)	
	2016	2017
April	0	80
May	417	730
June	594	1,006
July	1,007	1,434
August	1,418	1,821
September	1,661	2,047
October	2,026	
November	2,224	
December	2,686	
January	2,902	
February	3,590	
March	4,141	
April	4,141	
May	4,165	
June	4,165	

QUALITY

	Quantity	Base Number	Contract	AT	Region	England
% of FP17s for the same patient ID Re-attending within 3 months - Children	29	460	6.3%	11.2%	11.8%	12.4%
% of FP17s for the same patient ID Re-attending within 3 months - Adults	85	553	15.4%	16.3%	17.1%	16.7%
% of FP17s for the same patient ID Re-attending between 3 & 9 months - Children	229	460	49.8%	41.5%	45.8%	57.4%
% of FP17s for the same patient ID Re-attending between 3 & 9 months - Adults	241	553	43.6%	35.0%	37.6%	50.5%
% of FP17s for Band 1 Urgent Courses	74	1,002	7.4%	10.8%	10.6%	9.1%
% of FP17s Relating to Free Repair or Replacements	21	1,002	2.1%	0.5%	0.6%	0.8%
% of FP17s Relating to Continuations	13	1,002	1.3%	0.9%	0.9%	1.3%
% of Patients satisfied with the dentistry they have received	2	2	N/A	89.2%	90.2%	93.2%
% of Patients satisfied with the time they had to wait for an appointment	2	2	N/A	81.5%	83.8%	89.0%

* This is based on patients treated on this contract for their most recent course of treatment. Figures in italics indicate the base number of FP17s or Patient Questionnaire responses are less than 100. N/A is shown where the base number of responses is less than 10 during the period. % is calculated as Quantity/Base number*100

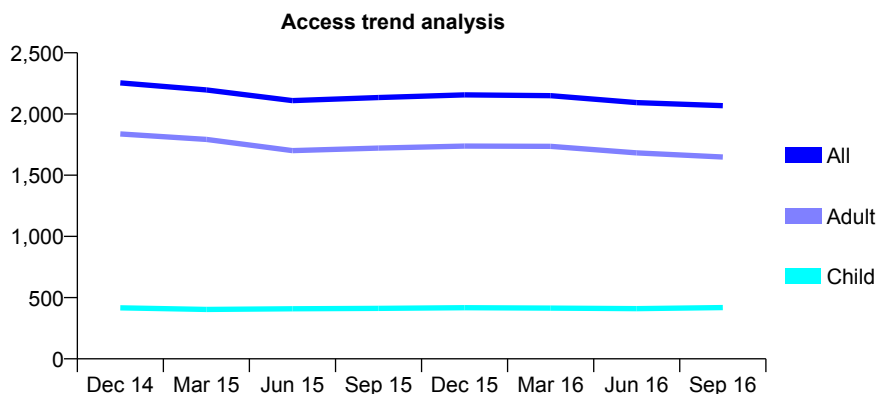
Q61 - Vital Signs At a Glance Contract Report for 360368/0001 - September 2016

Name or company name	MR J BABAN
Contract type name	GDS Contract
Purpose of contract	General
Contract start date	01/12/2007
Contract end date	

16/17 Contracted general activity (UDA)	5,593
Carry forward general activity (UDA)	-1
16/17 Contracted orthodontic activity (UOA)	0
Carry forward orthodontic activity (UOA)	0
Baseline contract value	£167,381.00

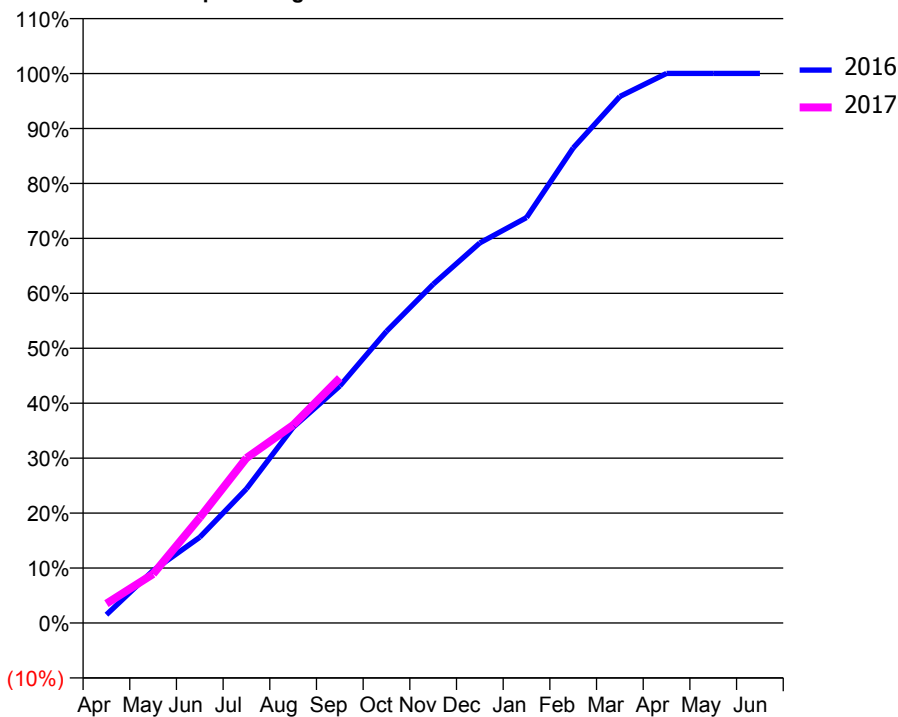
ACCESS*

Patients seen in 24 months	Total	Change since previous quarter
Quarter ending September 2015	2,134	
Quarter ending December 2015	2,156	→
Quarter ending March 2016	2,150	→
Quarter ending June 2016	2,093	↓
Quarter ending September 2016	2,068	↓
Variance since September 2015	(3.1%)	↓



ACTIVITY

Cumulative percentage of contracted UDA delivered 2016 & 2017



Adjusted Scheduled Activity (UDA)

Month	2016	2017
April	85	198
May	534	499
June	873	1,073
July	1,366	1,679
August	1,991	2,015
September	2,412	2,493
October	2,969	
November	3,448	
December	3,868	
January	4,127	
February	4,835	
March	5,359	
April	5,594	
May	5,594	
June	5,594	

QUALITY

	Quantity	Base Number	Contract	AT	Region	England
% of FP17s for the same patient ID Re-attending within 3 months - Children	2	242	0.8%	11.2%	11.8%	12.4%
% of FP17s for the same patient ID Re-attending within 3 months - Adults	14	764	1.8%	16.3%	17.1%	16.7%
% of FP17s for the same patient ID Re-attending between 3 & 9 months - Children	102	242	42.1%	41.5%	45.8%	57.4%
% of FP17s for the same patient ID Re-attending between 3 & 9 months - Adults	176	764	23.0%	35.0%	37.6%	50.5%
% of FP17s for Band 1 Urgent Courses	47	921	5.1%	10.8%	10.6%	9.1%
% of FP17s Relating to Free Repair or Replacements	0	921	0.0%	0.5%	0.6%	0.8%
% of FP17s Relating to Continuations	0	921	0.0%	0.9%	0.9%	1.3%
% of Patients satisfied with the dentistry they have received	0	0	N/A	89.2%	90.2%	93.2%
% of Patients satisfied with the time they had to wait for an appointment	0	0	N/A	81.5%	83.8%	89.0%

* This is based on patients treated on this contract for their most recent course of treatment. Figures in italics indicate the base number of FP17s or Patient Questionnaire responses are less than 100. N/A is shown where the base number of responses is less than 10 during the period. % is calculated as Quantity/Base number*100

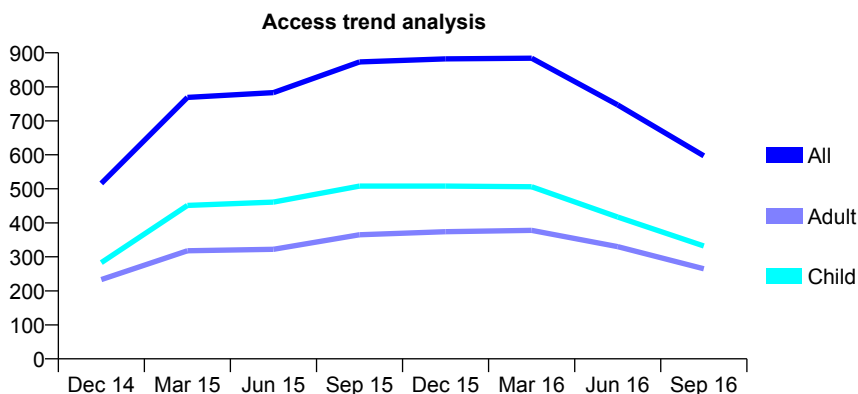
Q61 - Vital Signs At a Glance Contract Report for 360767/0001 - September 2016

Name or company name	MS DF PAUL
Contract type name	GDS Contract
Purpose of contract	General
Contract start date	05/04/2010
Contract end date	

16/17 Contracted general activity (UDA)	2,261
Carry forward general activity (UDA)	0
16/17 Contracted orthodontic activity (UOA)	0
Carry forward orthodontic activity (UOA)	0
Baseline contract value	£56,363.53

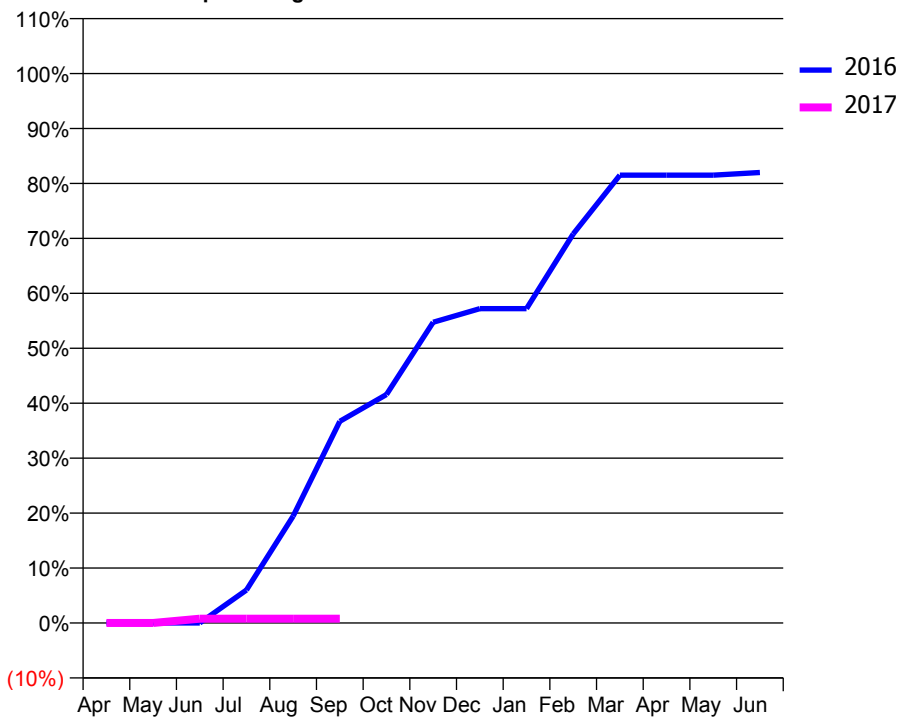
ACCESS*

Patients seen in 24 months	Total	Change since previous quarter
Quarter ending September 2015	873	
Quarter ending December 2015	882	→
Quarter ending March 2016	884	→
Quarter ending June 2016	747	↓
Quarter ending September 2016	597	↓
Variance since September 2015	(31.6%)	↓



ACTIVITY

Cumulative percentage of contracted UDA delivered 2016 & 2017



Month	Adjusted Scheduled Activity (UDA)	
	2016	2017
April	0	0
May	0	0
June	0	18
July	136	18
August	440	18
September	830	18
October	940	
November	1,238	
December	1,293	
January	1,293	
February	1,601	
March	1,843	
April	1,843	
May	1,843	
June	1,854	

QUALITY

	Quantity	Base Number	Contract	AT	Region	England
% of FP17s for the same patient ID Re-attending within 3 months - Children	1	8	12.5%	11.2%	11.8%	12.4%
% of FP17s for the same patient ID Re-attending within 3 months - Adults	3	11	27.3%	16.3%	17.1%	16.7%
% of FP17s for the same patient ID Re-attending between 3 & 9 months - Children	1	8	12.5%	41.5%	45.8%	57.4%
% of FP17s for the same patient ID Re-attending between 3 & 9 months - Adults	6	11	54.5%	35.0%	37.6%	50.5%
% of FP17s for Band 1 Urgent Courses	0	14	0.0%	10.8%	10.6%	9.1%
% of FP17s Relating to Free Repair or Replacements	0	14	0.0%	0.5%	0.6%	0.8%
% of FP17s Relating to Continuations	0	14	0.0%	0.9%	0.9%	1.3%
% of Patients satisfied with the dentistry they have received	1	1	N/A	89.2%	90.2%	93.2%
% of Patients satisfied with the time they had to wait for an appointment	1	1	N/A	81.5%	83.8%	89.0%

* This is based on patients treated on this contract for their most recent course of treatment. Figures in italics indicate the base number of FP17s or Patient Questionnaire responses are less than 100. N/A is shown where the base number of responses is less than 10 during the period. % is calculated as Quantity/Base number*100

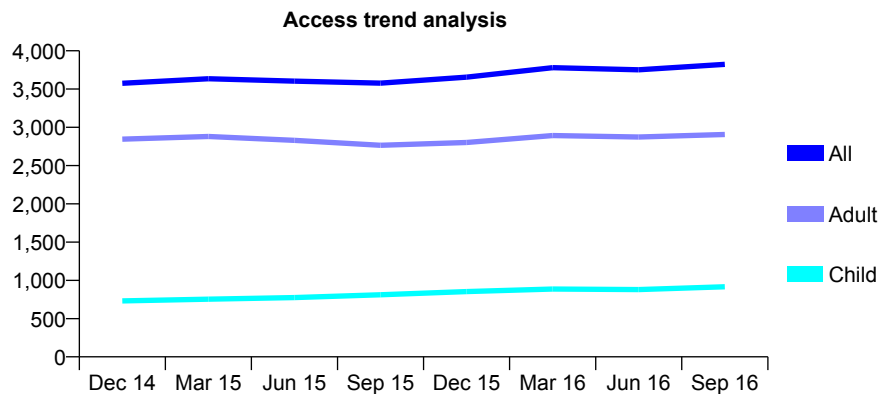
Q61 - Vital Signs At a Glance Contract Report for 361135/0001 - September 2016

Name or company name	The Dental Suite
Contract type name	GDS Contract
Purpose of contract	General
Contract start date	01/08/2010
Contract end date	

16/17 Contracted general activity (UDA)	7,600
Carry forward general activity (UDA)	0
16/17 Contracted orthodontic activity (UOA)	0
Carry forward orthodontic activity (UOA)	0
Baseline contract value	£215,489.62

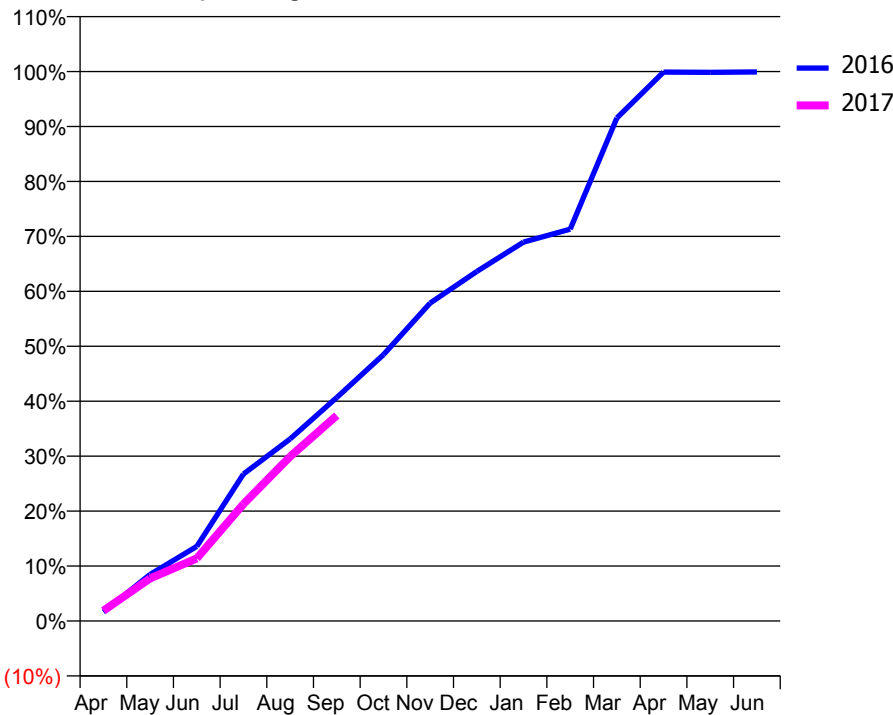
ACCESS*

Patients seen in 24 months	Total	Change since previous quarter
Quarter ending September 2015	3,577	
Quarter ending December 2015	3,656	↑
Quarter ending March 2016	3,780	↑
Quarter ending June 2016	3,752	→
Quarter ending September 2016	3,823	→
Variance since September 2015	6.9%	↑



ACTIVITY

Cumulative percentage of contracted UDA delivered 2016 & 2017



Month	Adjusted Scheduled Activity (UDA)	
	2016	2017
April	125	143
May	644	589
June	1,032	865
July	2,033	1,618
August	2,519	2,275
September	3,092	2,843
October	3,684	
November	4,397	
December	4,835	
January	5,241	
February	5,420	
March	6,958	
April	7,592	
May	7,589	
June	7,593	

QUALITY

	Quantity	Base Number	Contract	AT	Region	England
% of FP17s for the same patient ID Re-attending within 3 months - Children	44	482	9.1%	11.2%	11.8%	12.4%
% of FP17s for the same patient ID Re-attending within 3 months - Adults	183	1,286	14.2%	16.3%	17.1%	16.7%
% of FP17s for the same patient ID Re-attending between 3 & 9 months - Children	142	482	29.5%	41.5%	45.8%	57.4%
% of FP17s for the same patient ID Re-attending between 3 & 9 months - Adults	273	1,286	21.2%	35.0%	37.6%	50.5%
% of FP17s for Band 1 Urgent Courses	190	1,266	15.0%	10.8%	10.6%	9.1%
% of FP17s Relating to Free Repair or Replacements	4	1,266	0.3%	0.5%	0.6%	0.8%
% of FP17s Relating to Continuations	10	1,266	0.8%	0.9%	0.9%	1.3%
% of Patients satisfied with the dentistry they have received	2	2	N/A	89.2%	90.2%	93.2%
% of Patients satisfied with the time they had to wait for an appointment	1	2	N/A	81.5%	83.8%	89.0%

* This is based on patients treated on this contract for their most recent course of treatment. Figures in italics indicate the base number of FP17s or Patient Questionnaire responses are less than 100. N/A is shown where the base number of responses is less than 10 during the period. % is calculated as Quantity/Base number*100

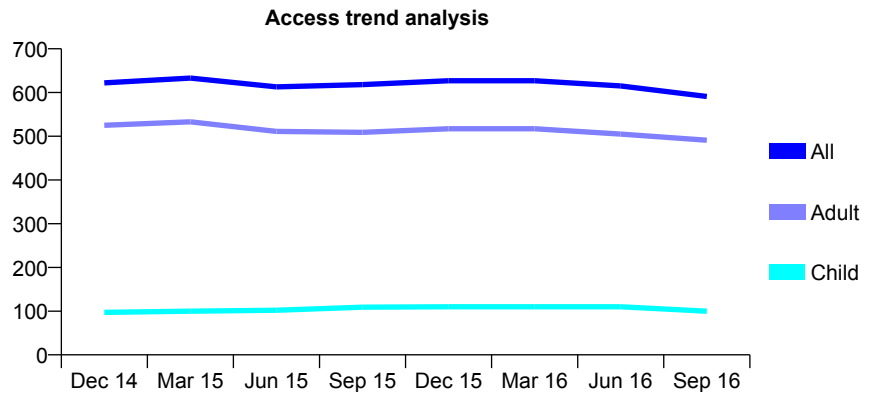
Q61 - Vital Signs At a Glance Contract Report for 363383/0002 - September 2016

Name or company name	MR ME LICHTIG
Contract type name	GDS Contract
Purpose of contract	General
Contract start date	12/06/2011
Contract end date	

16/17 Contracted general activity (UDA)	1,658
Carry forward general activity (UDA)	-15
16/17 Contracted orthodontic activity (UOA)	0
Carry forward orthodontic activity (UOA)	0
Baseline contract value	£45,078.98

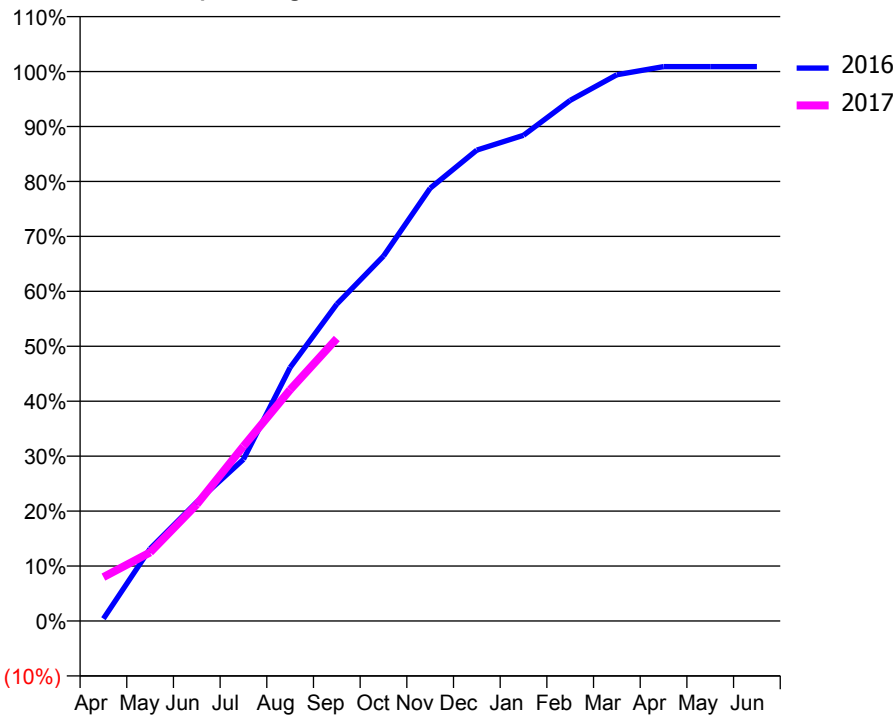
ACCESS*

Patients seen in 24 months	Total	Change since previous quarter
Quarter ending September 2015	618	
Quarter ending December 2015	627	→
Quarter ending March 2016	627	→
Quarter ending June 2016	615	↓
Quarter ending September 2016	591	↓
Variance since September 2015	(4.4%)	↓



ACTIVITY

Cumulative percentage of contracted UDA delivered 2016 & 2017



Month	Adjusted Scheduled Activity (UDA)	
	2016	2017
April	7	132
May	218	207
June	359	352
July	488	527
August	765	698
September	956	852
October	1,101	
November	1,306	
December	1,421	
January	1,466	
February	1,571	
March	1,648	
April	1,673	
May	1,673	
June	1,673	

QUALITY

	Quantity	Base Number	Contract	AT	Region	England
% of FP17s for the same patient ID Re-attending within 3 months - Children	3	76	3.9%	11.2%	11.8%	12.4%
% of FP17s for the same patient ID Re-attending within 3 months - Adults	43	324	13.3%	16.3%	17.1%	16.7%
% of FP17s for the same patient ID Re-attending between 3 & 9 months - Children	38	76	50.0%	41.5%	45.8%	57.4%
% of FP17s for the same patient ID Re-attending between 3 & 9 months - Adults	93	324	28.7%	35.0%	37.6%	50.5%
% of FP17s for Band 1 Urgent Courses	46	391	11.8%	10.8%	10.6%	9.1%
% of FP17s Relating to Free Repair or Replacements	5	391	1.3%	0.5%	0.6%	0.8%
% of FP17s Relating to Continuations	9	391	2.3%	0.9%	0.9%	1.3%
% of Patients satisfied with the dentistry they have received	1	1	N/A	89.2%	90.2%	93.2%
% of Patients satisfied with the time they had to wait for an appointment	1	1	N/A	81.5%	83.8%	89.0%

* This is based on patients treated on this contract for their most recent course of treatment. Figures in italics indicate the base number of FP17s or Patient Questionnaire responses are less than 100. N/A is shown where the base number of responses is less than 10 during the period. % is calculated as Quantity/Base number*100

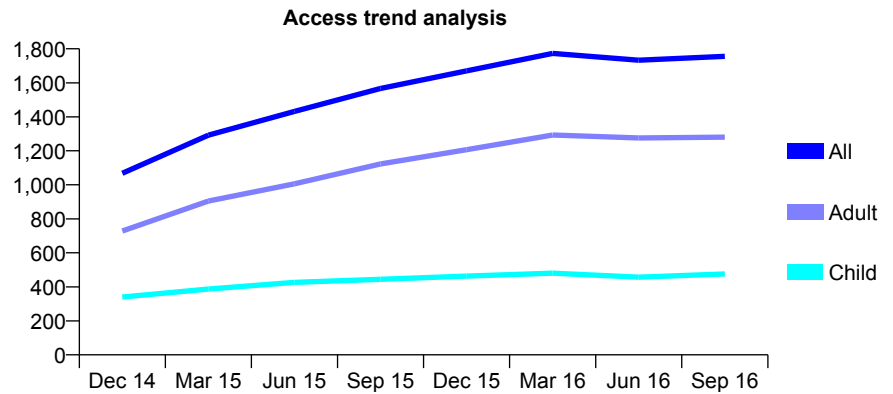
Q61 - Vital Signs At a Glance Contract Report for 364215/0001 - September 2016

Name or company name	MR GS GILL
Contract type name	GDS Contract
Purpose of contract	General
Contract start date	01/05/2014
Contract end date	

16/17 Contracted general activity (UDA)	7,827
Carry forward general activity (UDA)	-82
16/17 Contracted orthodontic activity (UOA)	0
Carry forward orthodontic activity (UOA)	0
Baseline contract value	£252,032.26

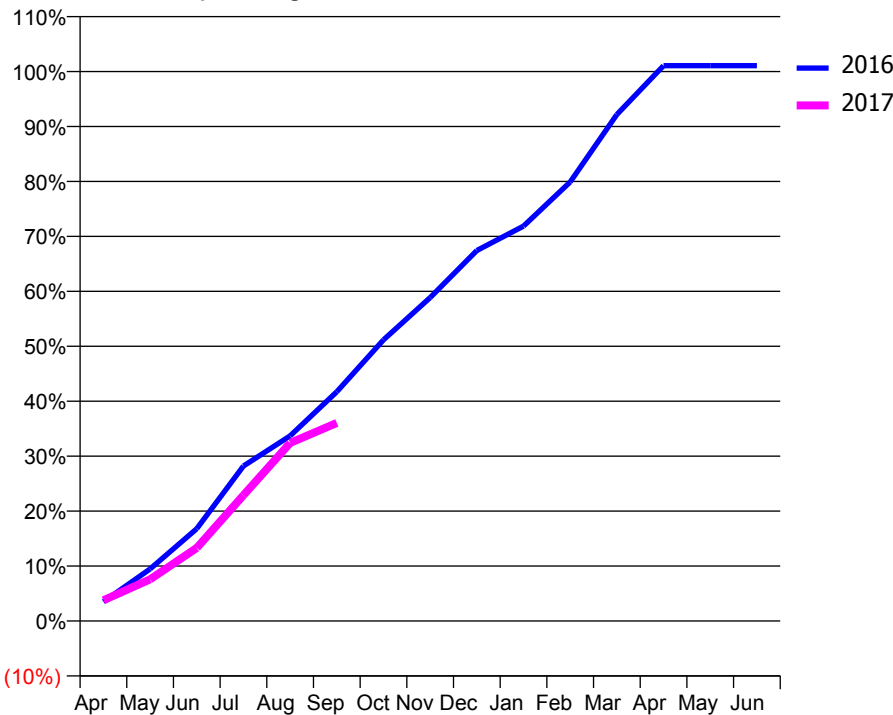
ACCESS*

Patients seen in 24 months	Total	Change since previous quarter
Quarter ending September 2015	1,567	
Quarter ending December 2015	1,670	↑
Quarter ending March 2016	1,773	↑
Quarter ending June 2016	1,733	↓
Quarter ending September 2016	1,756	→
Variance since September 2015	12.1%	↑



ACTIVITY

Cumulative percentage of contracted UDA delivered 2016 & 2017



Month	Adjusted Scheduled Activity (UDA)	
	2016	2017
April	275	295
May	742	594
June	1,315	1,042
July	2,208	1,792
August	2,638	2,537
September	3,266	2,822
October	4,005	
November	4,606	
December	5,278	
January	5,625	
February	6,253	
March	7,215	
April	7,909	
May	7,909	
June	7,909	

QUALITY

	Quantity	Base Number	Contract	AT	Region	England
% of FP17s for the same patient ID Re-attending within 3 months - Children	20	284	7.0%	11.2%	11.8%	12.4%
% of FP17s for the same patient ID Re-attending within 3 months - Adults	160	746	21.4%	16.3%	17.1%	16.7%
% of FP17s for the same patient ID Re-attending between 3 & 9 months - Children	141	284	49.6%	41.5%	45.8%	57.4%
% of FP17s for the same patient ID Re-attending between 3 & 9 months - Adults	316	746	42.4%	35.0%	37.6%	50.5%
% of FP17s for Band 1 Urgent Courses	155	904	17.1%	10.8%	10.6%	9.1%
% of FP17s Relating to Free Repair or Replacements	1	904	0.1%	0.5%	0.6%	0.8%
% of FP17s Relating to Continuations	4	904	0.4%	0.9%	0.9%	1.3%
% of Patients satisfied with the dentistry they have received	0	0	N/A	89.2%	90.2%	93.2%
% of Patients satisfied with the time they had to wait for an appointment	0	0	N/A	81.5%	83.8%	89.0%

* This is based on patients treated on this contract for their most recent course of treatment. Figures in italics indicate the base number of FP17s or Patient Questionnaire responses are less than 100. N/A is shown where the base number of responses is less than 10 during the period. % is calculated as Quantity/Base number*100

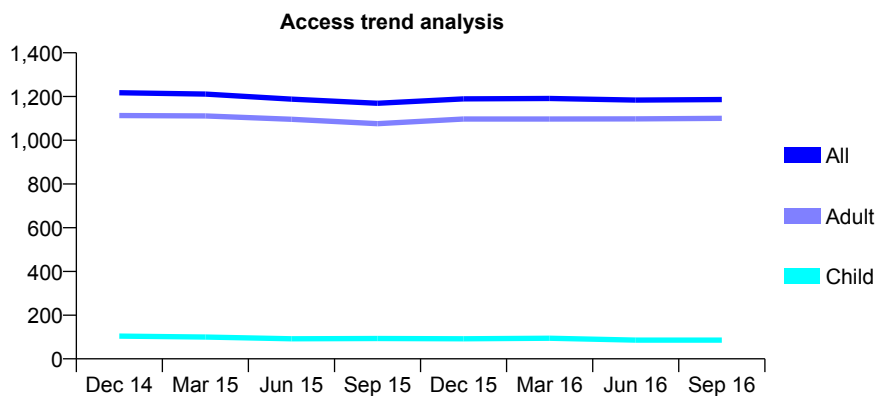
Q61 - Vital Signs At a Glance Contract Report for 395625/0003 - September 2016

Name or company name	MR CF NG
Contract type name	GDS Contract
Purpose of contract	General
Contract start date	01/11/2006
Contract end date	

16/17 Contracted general activity (UDA)	5,678
Carry forward general activity (UDA)	88
16/17 Contracted orthodontic activity (UOA)	0
Carry forward orthodontic activity (UOA)	0
Baseline contract value	£164,654.25

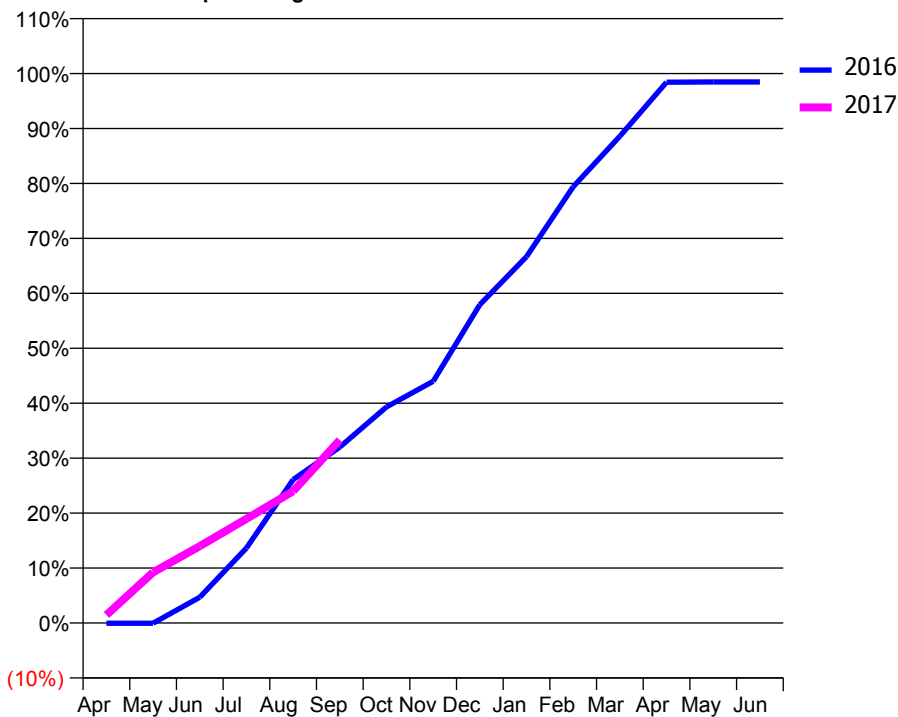
ACCESS*

Patients seen in 24 months	Total	Change since previous quarter
Quarter ending September 2015	1,169	
Quarter ending December 2015	1,189	→
Quarter ending March 2016	1,191	→
Quarter ending June 2016	1,184	→
Quarter ending September 2016	1,186	→
Variance since September 2015	1.5%	→



ACTIVITY

Cumulative percentage of contracted UDA delivered 2016 & 2017



Adjusted Scheduled Activity (UDA)

Month	2016	2017
April	-4	83
May	-4	524
June	266	795
July	775	1,077
August	1,482	1,362
September	1,818	1,891
October	2,232	
November	2,497	
December	3,289	
January	3,785	
February	4,508	
March	5,030	
April	5,587	
May	5,590	
June	5,590	

QUALITY

	Quantity	Base Number	Contract	AT	Region	England
% of FP17s for the same patient ID Re-attending within 3 months - Children	0	41	0.0%	11.2%	11.8%	12.4%
% of FP17s for the same patient ID Re-attending within 3 months - Adults	47	459	10.2%	16.3%	17.1%	16.7%
% of FP17s for the same patient ID Re-attending between 3 & 9 months - Children	15	41	36.6%	41.5%	45.8%	57.4%
% of FP17s for the same patient ID Re-attending between 3 & 9 months - Adults	151	459	32.9%	35.0%	37.6%	50.5%
% of FP17s for Band 1 Urgent Courses	0	399	0.0%	10.8%	10.6%	9.1%
% of FP17s Relating to Free Repair or Replacements	2	399	0.5%	0.5%	0.6%	0.8%
% of FP17s Relating to Continuations	3	399	0.8%	0.9%	0.9%	1.3%
% of Patients satisfied with the dentistry they have received	0	0	N/A	89.2%	90.2%	93.2%
% of Patients satisfied with the time they had to wait for an appointment	0	0	N/A	81.5%	83.8%	89.0%

* This is based on patients treated on this contract for their most recent course of treatment. Figures in italics indicate the base number of FP17s or Patient Questionnaire responses are less than 100. N/A is shown where the base number of responses is less than 10 during the period. % is calculated as Quantity/Base number*100

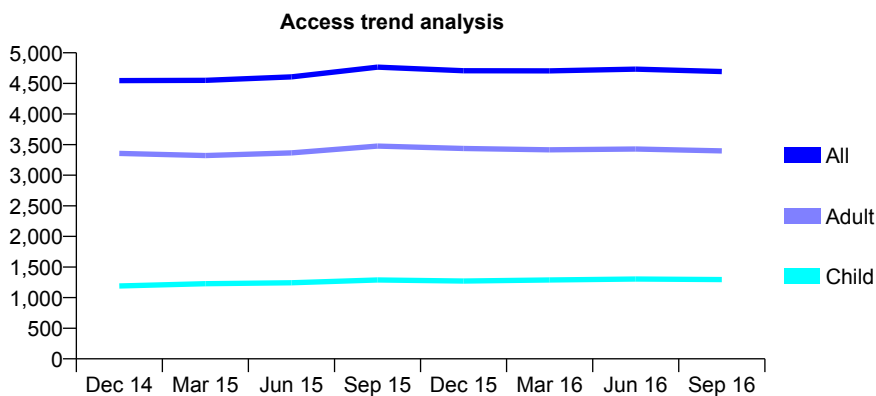
Q61 - Vital Signs At a Glance Contract Report for 549568/0001 - September 2016

Name or company name	MR C LEWIS
Contract type name	GDS Contract
Purpose of contract	General
Contract start date	01/04/2006
Contract end date	

16/17 Contracted general activity (UDA)	14,514
Carry forward general activity (UDA)	0
16/17 Contracted orthodontic activity (UOA)	0
Carry forward orthodontic activity (UOA)	0
Baseline contract value	£380,440.16

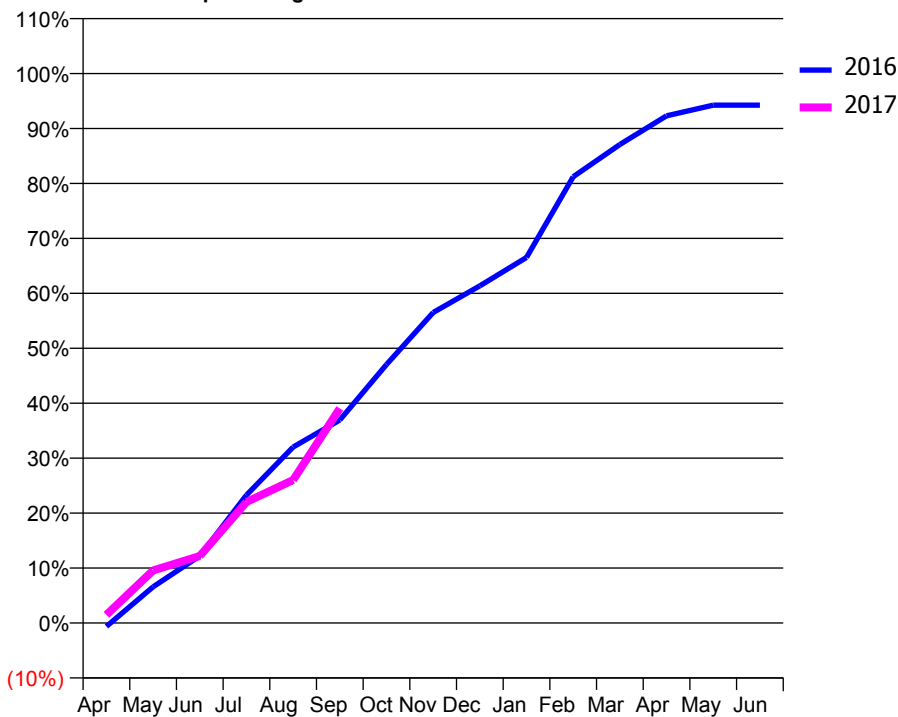
ACCESS*

Patients seen in 24 months	Total	Change since previous quarter
Quarter ending September 2015	4,765	
Quarter ending December 2015	4,708	↓
Quarter ending March 2016	4,704	→
Quarter ending June 2016	4,733	→
Quarter ending September 2016	4,693	→
Variance since September 2015	(1.5%)	↓



ACTIVITY

Cumulative percentage of contracted UDA delivered 2016 & 2017



Adjusted Scheduled Activity (UDA)

Month	2016	2017
April	-92	218
May	957	1,389
June	1,773	1,771
July	3,379	3,195
August	4,649	3,777
September	5,363	5,669
October	6,826	
November	8,201	
December	8,905	
January	9,655	
February	11,786	
March	12,638	
April	13,397	
May	13,678	
June	13,678	

QUALITY

	Quantity	Base Number	Contract	AT	Region	England
% of FP17s for the same patient ID Re-attending within 3 months - Children	82	742	11.1%	11.2%	11.8%	12.4%
% of FP17s for the same patient ID Re-attending within 3 months - Adults	329	1,767	18.6%	16.3%	17.1%	16.7%
% of FP17s for the same patient ID Re-attending between 3 & 9 months - Children	288	742	38.8%	41.5%	45.8%	57.4%
% of FP17s for the same patient ID Re-attending between 3 & 9 months - Adults	620	1,767	35.1%	35.0%	37.6%	50.5%
% of FP17s for Band 1 Urgent Courses	238	2,153	11.1%	10.8%	10.6%	9.1%
% of FP17s Relating to Free Repair or Replacements	23	2,153	1.1%	0.5%	0.6%	0.8%
% of FP17s Relating to Continuations	55	2,153	2.6%	0.9%	0.9%	1.3%
% of Patients satisfied with the dentistry they have received	0	0	N/A	89.2%	90.2%	93.2%
% of Patients satisfied with the time they had to wait for an appointment	0	0	N/A	81.5%	83.8%	89.0%

* This is based on patients treated on this contract for their most recent course of treatment. Figures in italics indicate the base number of FP17s or Patient Questionnaire responses are less than 100. N/A is shown where the base number of responses is less than 10 during the period. % is calculated as Quantity/Base number*100

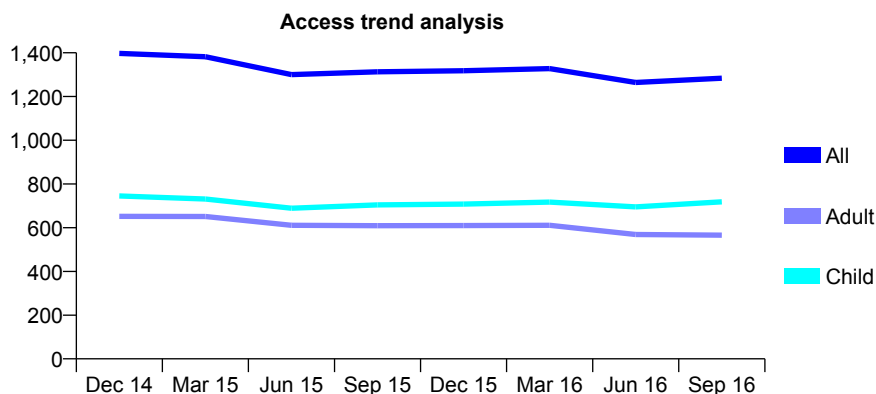
Q61 - Vital Signs At a Glance Contract Report for 554898/0001 - September 2016

Name or company name	MR AJ TREWELLA
Contract type name	GDS Contract
Purpose of contract	General
Contract start date	01/04/2006
Contract end date	

16/17 Contracted general activity (UDA)	3,740
Carry forward general activity (UDA)	0
16/17 Contracted orthodontic activity (UOA)	0
Carry forward orthodontic activity (UOA)	0
Baseline contract value	£98,757.66

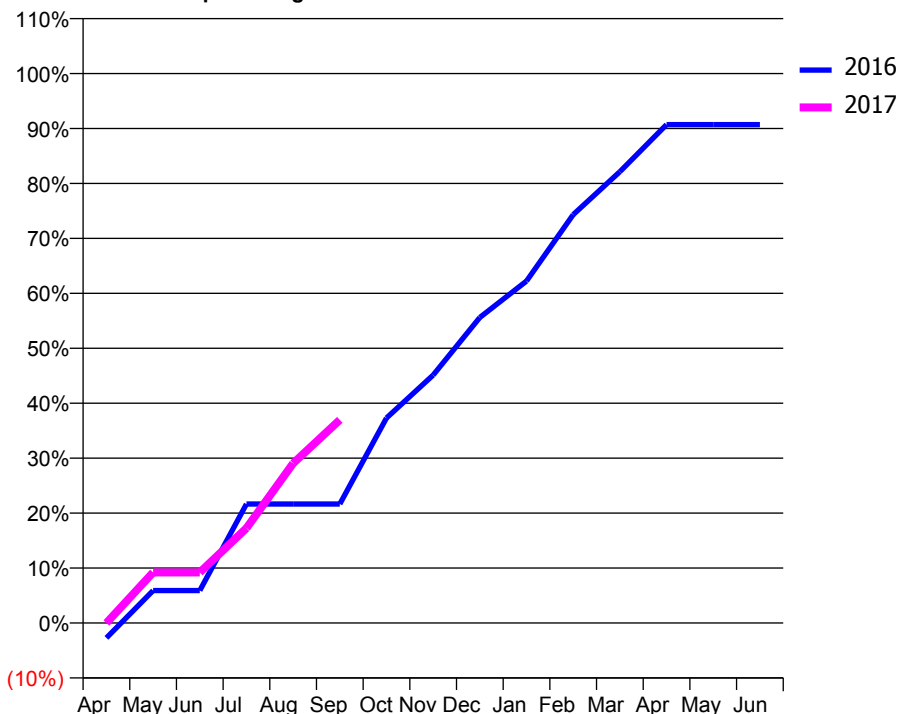
ACCESS*

Patients seen in 24 months	Total	Change since previous quarter
Quarter ending September 2015	1,313	
Quarter ending December 2015	1,318	→
Quarter ending March 2016	1,328	→
Quarter ending June 2016	1,264	↓
Quarter ending September 2016	1,284	→
Variance since September 2015	(2.2%)	↓



ACTIVITY

Cumulative percentage of contracted UDA delivered 2016 & 2017



Adjusted Scheduled Activity (UDA)

Month	2016	2017
April	-102	0
May	221	344
June	221	344
July	810	646
August	810	1,087
September	810	1,383
October	1,395	
November	1,688	
December	2,079	
January	2,327	
February	2,779	
March	3,072	
April	3,392	
May	3,392	
June	3,392	

QUALITY

	Quantity	Base Number	Contract	AT	Region	England
% of FP17s for the same patient ID Re-attending within 3 months - Children	27	443	6.1%	11.2%	11.8%	12.4%
% of FP17s for the same patient ID Re-attending within 3 months - Adults	74	328	22.6%	16.3%	17.1%	16.7%
% of FP17s for the same patient ID Re-attending between 3 & 9 months - Children	199	443	44.9%	41.5%	45.8%	57.4%
% of FP17s for the same patient ID Re-attending between 3 & 9 months - Adults	126	328	38.4%	35.0%	37.6%	50.5%
% of FP17s for Band 1 Urgent Courses	68	627	10.8%	10.8%	10.6%	9.1%
% of FP17s Relating to Free Repair or Replacements	0	627	0.0%	0.5%	0.6%	0.8%
% of FP17s Relating to Continuations	4	627	0.6%	0.9%	0.9%	1.3%
% of Patients satisfied with the dentistry they have received	1	1	N/A	89.2%	90.2%	93.2%
% of Patients satisfied with the time they had to wait for an appointment	1	1	N/A	81.5%	83.8%	89.0%

* This is based on patients treated on this contract for their most recent course of treatment. Figures in italics indicate the base number of FP17s or Patient Questionnaire responses are less than 100. N/A is shown where the base number of responses is less than 10 during the period. % is calculated as Quantity/Base number*100

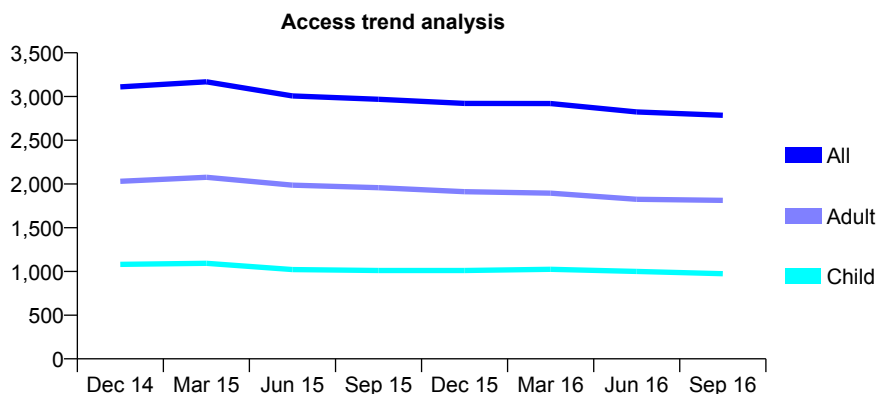
Q61 - Vital Signs At a Glance Contract Report for 556459/0002 - September 2016

Name or company name	MR GP DINDOL
Contract type name	GDS Contract
Purpose of contract	General and Orthodontic
Contract start date	19/07/2008
Contract end date	

16/17 Contracted general activity (UDA)	5,459
Carry forward general activity (UDA)	-109
16/17 Contracted orthodontic activity (UOA)	2,491
Carry forward orthodontic activity (UOA)	-50
Baseline contract value	£518,234.20

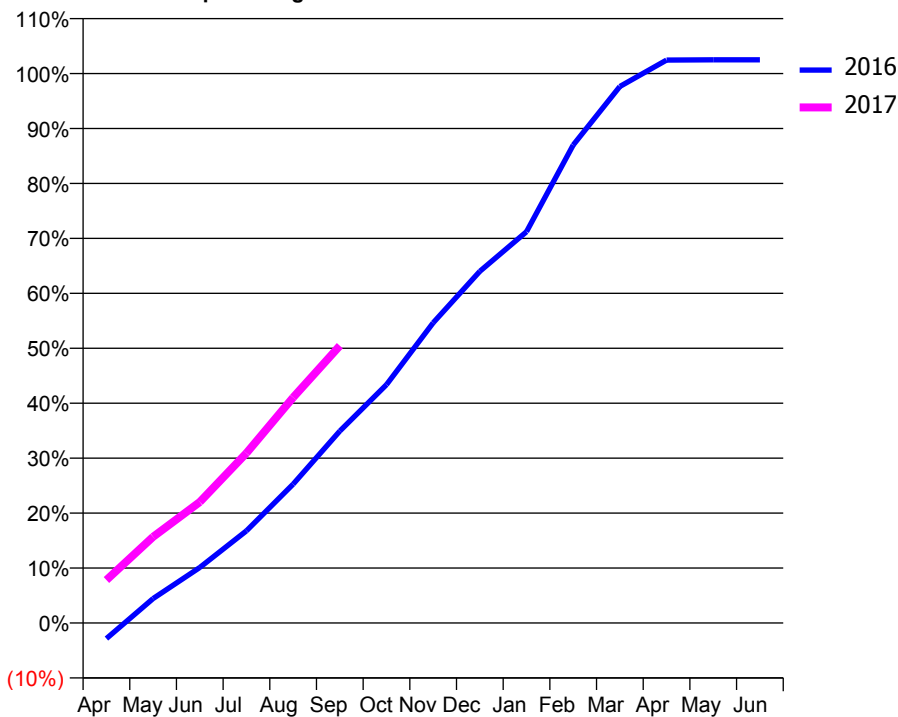
ACCESS*

Patients seen in 24 months	Total	Change since previous quarter
Quarter ending September 2015	2,968	
Quarter ending December 2015	2,922	↓
Quarter ending March 2016	2,919	→
Quarter ending June 2016	2,824	↓
Quarter ending September 2016	2,786	↓
Variance since September 2015	(6.1%)	↓



ACTIVITY

Cumulative percentage of contracted UDA delivered 2016 & 2017



Month	Adjusted Scheduled Activity (UDA)	
	2016	2017
April	-156	427
May	243	856
June	552	1,202
July	915	1,688
August	1,380	2,240
September	1,907	2,755
October	2,369	
November	2,983	
December	3,493	
January	3,887	
February	4,748	
March	5,329	
April	5,592	
May	5,594	
June	5,595	

QUALITY

	Quantity	Base Number	Contract	AT	Region	England
% of FP17s for the same patient ID Re-attending within 3 months - Children	44	664	6.6%	11.2%	11.8%	12.4%
% of FP17s for the same patient ID Re-attending within 3 months - Adults	192	1,018	18.9%	16.3%	17.1%	16.7%
% of FP17s for the same patient ID Re-attending between 3 & 9 months - Children	196	664	29.5%	41.5%	45.8%	57.4%
% of FP17s for the same patient ID Re-attending between 3 & 9 months - Adults	338	1,018	33.2%	35.0%	37.6%	50.5%
% of FP17s for Band 1 Urgent Courses	148	1,171	12.6%	10.8%	10.6%	9.1%
% of FP17s Relating to Free Repair or Replacements	5	1,171	0.4%	0.5%	0.6%	0.8%
% of FP17s Relating to Continuations	9	1,171	0.8%	0.9%	0.9%	1.3%
% of Patients satisfied with the dentistry they have received	0	0	N/A	89.2%	90.2%	93.2%
% of Patients satisfied with the time they had to wait for an appointment	0	0	N/A	81.5%	83.8%	89.0%

* This is based on patients treated on this contract for their most recent course of treatment. Figures in italics indicate the base number of FP17s or Patient Questionnaire responses are less than 100. N/A is shown where the base number of responses is less than 10 during the period. % is calculated as Quantity/Base number*100

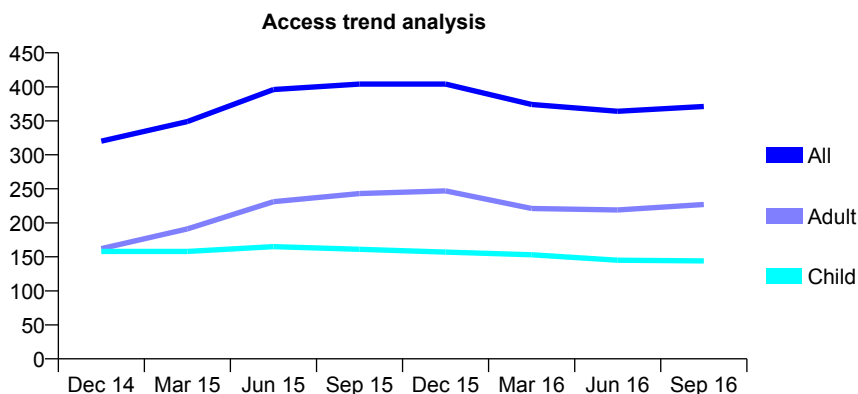
Q61 - Vital Signs At a Glance Contract Report for 557145/0003 - September 2016

Name or company name	MR A STELLMAN
Contract type name	GDS Contract
Purpose of contract	General
Contract start date	02/01/2007
Contract end date	

16/17 Contracted general activity (UDA)	642
Carry forward general activity (UDA)	-13
16/17 Contracted orthodontic activity (UOA)	0
Carry forward orthodontic activity (UOA)	0
Baseline contract value	£17,075.26

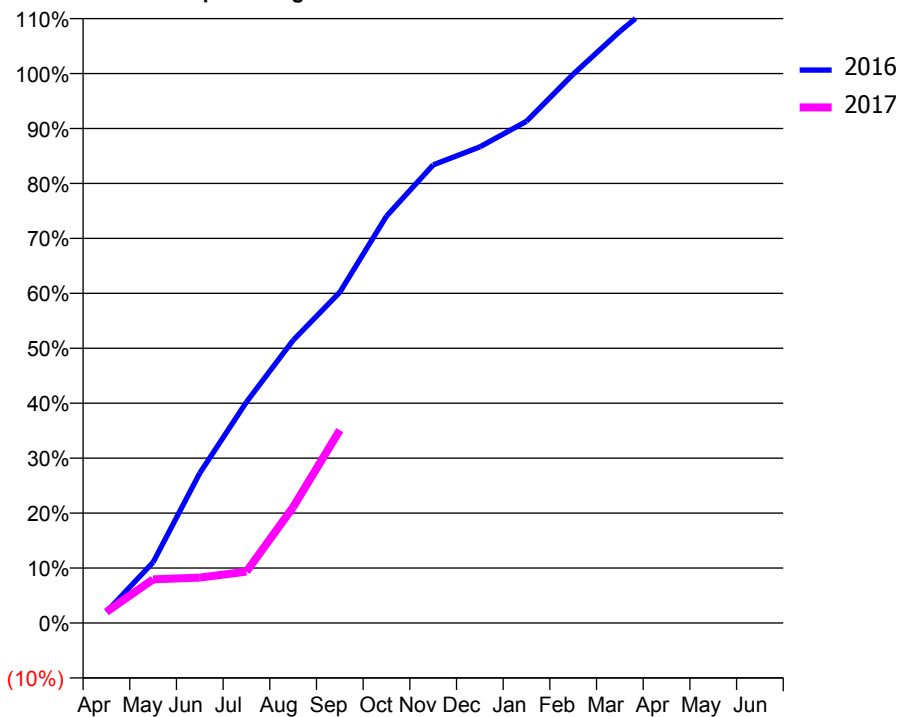
ACCESS*

Patients seen in 24 months	Total	Change since previous quarter
Quarter ending September 2015	404	
Quarter ending December 2015	404	→
Quarter ending March 2016	374	↓
Quarter ending June 2016	364	↓
Quarter ending September 2016	371	→
Variance since September 2015	(8.2%)	↓



ACTIVITY

Cumulative percentage of contracted UDA delivered 2016 & 2017



Month	Adjusted Scheduled Activity (UDA)	
	2016	2017
April	13	13
May	71	51
June	175	53
July	258	60
August	330	135
September	386	225
October	475	
November	535	
December	556	
January	586	
February	641	
March	691	
April	736	
May	749	
June	749	

QUALITY

	Quantity	Base Number	Contract	AT	Region	England
% of FP17s for the same patient ID Re-attending within 3 months - Children	5	92	5.4%	11.2%	11.8%	12.4%
% of FP17s for the same patient ID Re-attending within 3 months - Adults	6	77	7.8%	16.3%	17.1%	16.7%
% of FP17s for the same patient ID Re-attending between 3 & 9 months - Children	51	92	55.4%	41.5%	45.8%	57.4%
% of FP17s for the same patient ID Re-attending between 3 & 9 months - Adults	21	77	27.3%	35.0%	37.6%	50.5%
% of FP17s for Band 1 Urgent Courses	2	131	1.5%	10.8%	10.6%	9.1%
% of FP17s Relating to Free Repair or Replacements	0	131	0.0%	0.5%	0.6%	0.8%
% of FP17s Relating to Continuations	0	131	0.0%	0.9%	0.9%	1.3%
% of Patients satisfied with the dentistry they have received	1	1	N/A	89.2%	90.2%	93.2%
% of Patients satisfied with the time they had to wait for an appointment	1	1	N/A	81.5%	83.8%	89.0%

* This is based on patients treated on this contract for their most recent course of treatment. Figures in italics indicate the base number of FP17s or Patient Questionnaire responses are less than 100. N/A is shown where the base number of responses is less than 10 during the period. % is calculated as Quantity/Base number*100

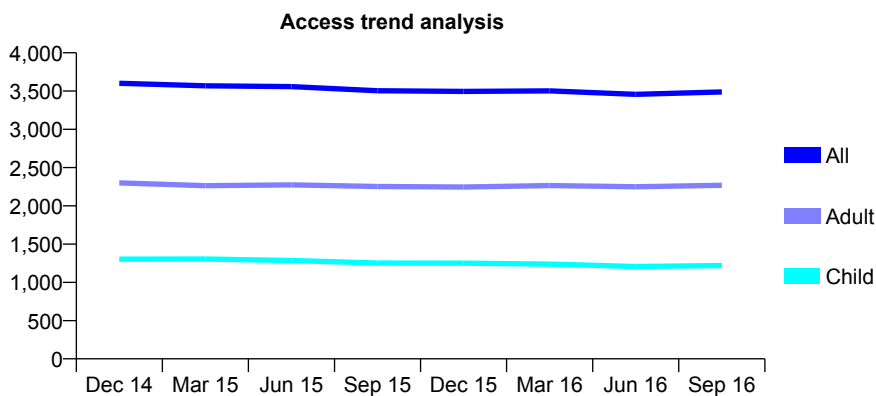
Q61 - Vital Signs At a Glance Contract Report for 560022/0002 - September 2016

Name or company name	MR J SCHWAB
Contract type name	GDS Contract
Purpose of contract	General
Contract start date	10/08/2011
Contract end date	

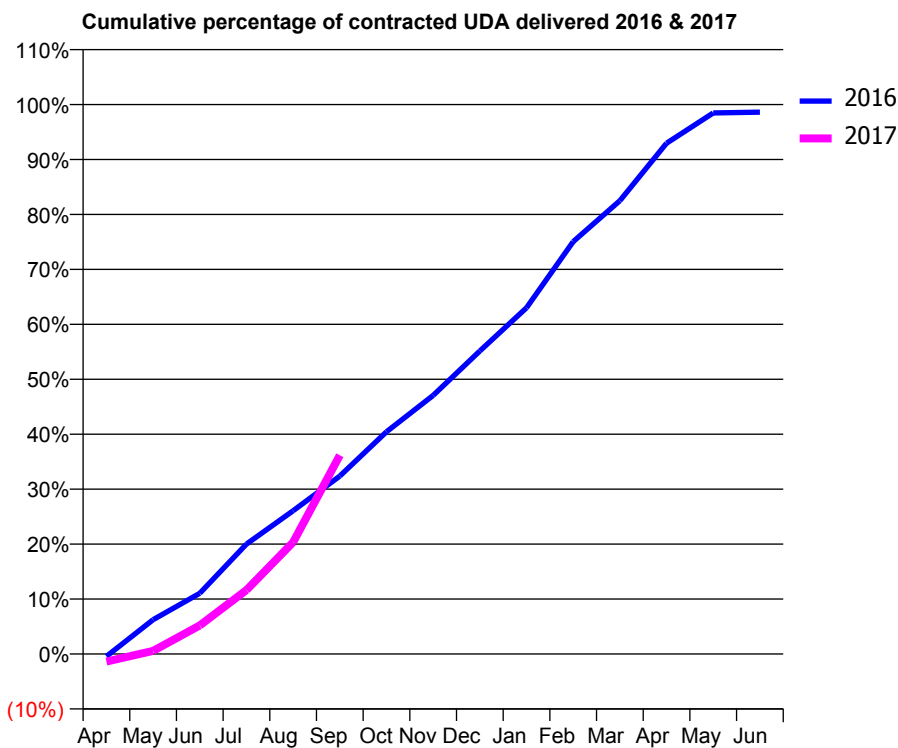
16/17 Contracted general activity (UDA)	13,288
Carry forward general activity (UDA)	184
16/17 Contracted orthodontic activity (UOA)	0
Carry forward orthodontic activity (UOA)	0
Baseline contract value	£246,679.52

ACCESS*

Patients seen in 24 months	Total	Change since previous quarter
Quarter ending September 2015	3,505	
Quarter ending December 2015	3,495	→
Quarter ending March 2016	3,503	→
Quarter ending June 2016	3,457	↓
Quarter ending September 2016	3,488	→
Variance since September 2015	(0.5%)	→



ACTIVITY



Month	Adjusted Scheduled Activity (UDA)	
	2016	2017
April	-61	-184
May	830	76
June	1,470	693
July	2,659	1,546
August	3,464	2,704
September	4,304	4,806
October	5,374	
November	6,254	
December	7,329	
January	8,372	
February	9,972	
March	10,962	
April	12,351	
May	13,083	
June	13,104	

QUALITY

	Quantity	Base Number	Contract	AT	Region	England
% of FP17s for the same patient ID Re-attending within 3 months - Children	75	701	10.7%	11.2%	11.8%	12.4%
% of FP17s for the same patient ID Re-attending within 3 months - Adults	288	1,426	20.2%	16.3%	17.1%	16.7%
% of FP17s for the same patient ID Re-attending between 3 & 9 months - Children	270	701	38.5%	41.5%	45.8%	57.4%
% of FP17s for the same patient ID Re-attending between 3 & 9 months - Adults	537	1,426	37.7%	35.0%	37.6%	50.5%
% of FP17s for Band 1 Urgent Courses	236	1,570	15.0%	10.8%	10.6%	9.1%
% of FP17s Relating to Free Repair or Replacements	8	1,570	0.5%	0.5%	0.6%	0.8%
% of FP17s Relating to Continuations	3	1,570	0.2%	0.9%	0.9%	1.3%
% of Patients satisfied with the dentistry they have received	9	10	90.0%	89.2%	90.2%	93.2%
% of Patients satisfied with the time they had to wait for an appointment	5	10	50.0%	81.5%	83.8%	89.0%

* This is based on patients treated on this contract for their most recent course of treatment. Figures in italics indicate the base number of FP17s or Patient Questionnaire responses are less than 100. N/A is shown where the base number of responses is less than 10 during the period. % is calculated as Quantity/Base number*100

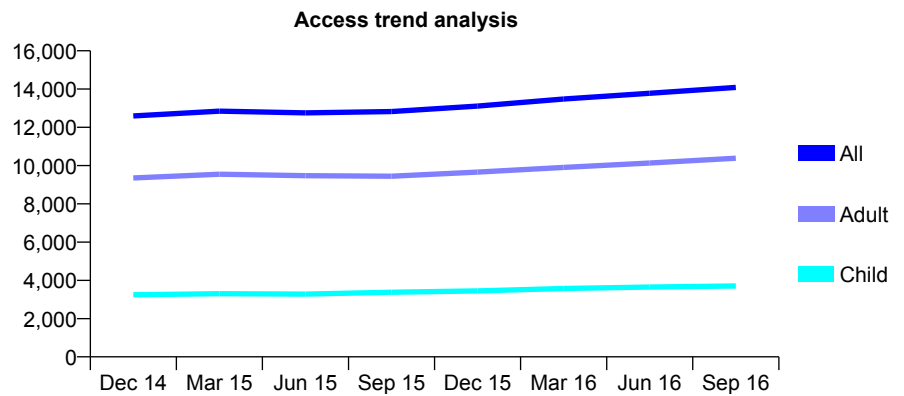
Q61 - Vital Signs At a Glance Contract Report for 566667/0001 - September 2016

Name or company name	MR RN TORRANCE
Contract type name	GDS Contract
Purpose of contract	General
Contract start date	01/04/2006
Contract end date	

16/17 Contracted general activity (UDA)	54,930
Carry forward general activity (UDA)	2,278
16/17 Contracted orthodontic activity (UOA)	0
Carry forward orthodontic activity (UOA)	0
Baseline contract value	£1,519,675.02

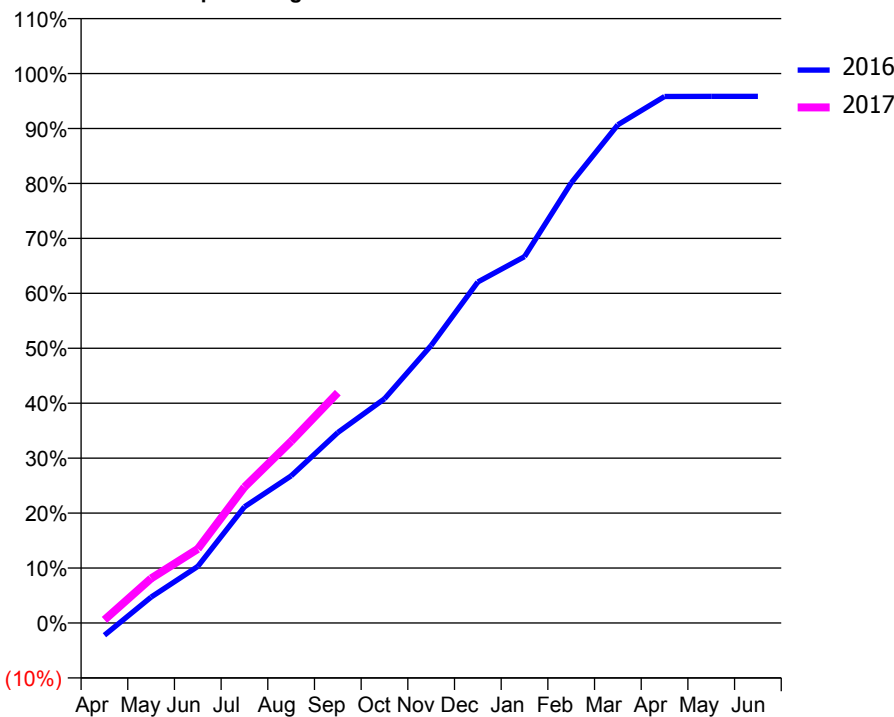
ACCESS*

Patients seen in 24 months	Total	Change since previous quarter
Quarter ending September 2015	12,823	
Quarter ending December 2015	13,109	↑
Quarter ending March 2016	13,482	↑
Quarter ending June 2016	13,779	↑
Quarter ending September 2016	14,084	↑
Variance since September 2015	9.8%	↑



ACTIVITY

Cumulative percentage of contracted UDA delivered 2016 & 2017



Month	Adjusted Scheduled Activity (UDA)	
	2016	2017
April	-1,236	310
May	2,597	4,463
June	5,661	7,408
July	11,619	13,595
August	14,709	18,160
September	19,043	23,027
October	22,417	
November	27,746	
December	34,093	
January	36,627	
February	43,996	
March	49,806	
April	52,633	
May	52,645	
June	52,652	

QUALITY

	Quantity	Base Number	Contract	AT	Region	England
% of FP17s for the same patient ID Re-attending within 3 months - Children	294	2,304	12.8%	11.2%	11.8%	12.4%
% of FP17s for the same patient ID Re-attending within 3 months - Adults	1,422	6,034	23.6%	16.3%	17.1%	16.7%
% of FP17s for the same patient ID Re-attending between 3 & 9 months - Children	737	2,304	32.0%	41.5%	45.8%	57.4%
% of FP17s for the same patient ID Re-attending between 3 & 9 months - Adults	1,691	6,034	28.0%	35.0%	37.6%	50.5%
% of FP17s for Band 1 Urgent Courses	1,308	7,505	17.4%	10.8%	10.6%	9.1%
% of FP17s Relating to Free Repair or Replacements	56	7,505	0.7%	0.5%	0.6%	0.8%
% of FP17s Relating to Continuations	49	7,505	0.7%	0.9%	0.9%	1.3%
% of Patients satisfied with the dentistry they have received	7	8	N/A	89.2%	90.2%	93.2%
% of Patients satisfied with the time they had to wait for an appointment	7	8	N/A	81.5%	83.8%	89.0%

* This is based on patients treated on this contract for their most recent course of treatment. Figures in italics indicate the base number of FP17s or Patient Questionnaire responses are less than 100. N/A is shown where the base number of responses is less than 10 during the period. % is calculated as Quantity/Base number*100

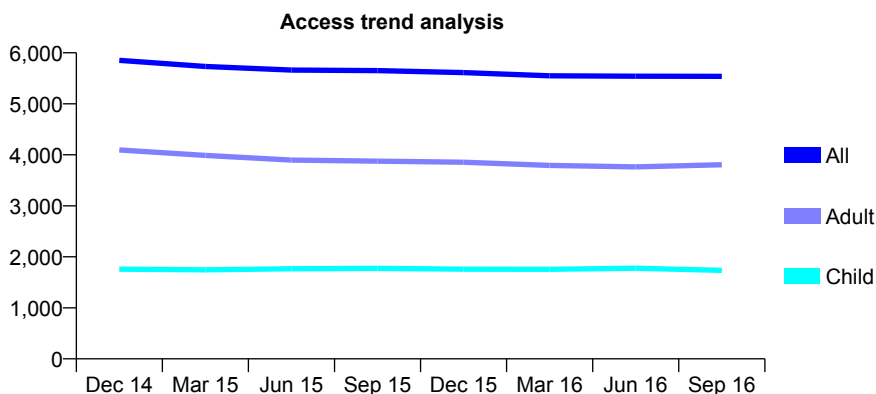
Q61 - Vital Signs At a Glance Contract Report for 566969/0001 - September 2016

Name or company name	MR R PATEL
Contract type name	GDS Contract
Purpose of contract	General
Contract start date	01/04/2006
Contract end date	

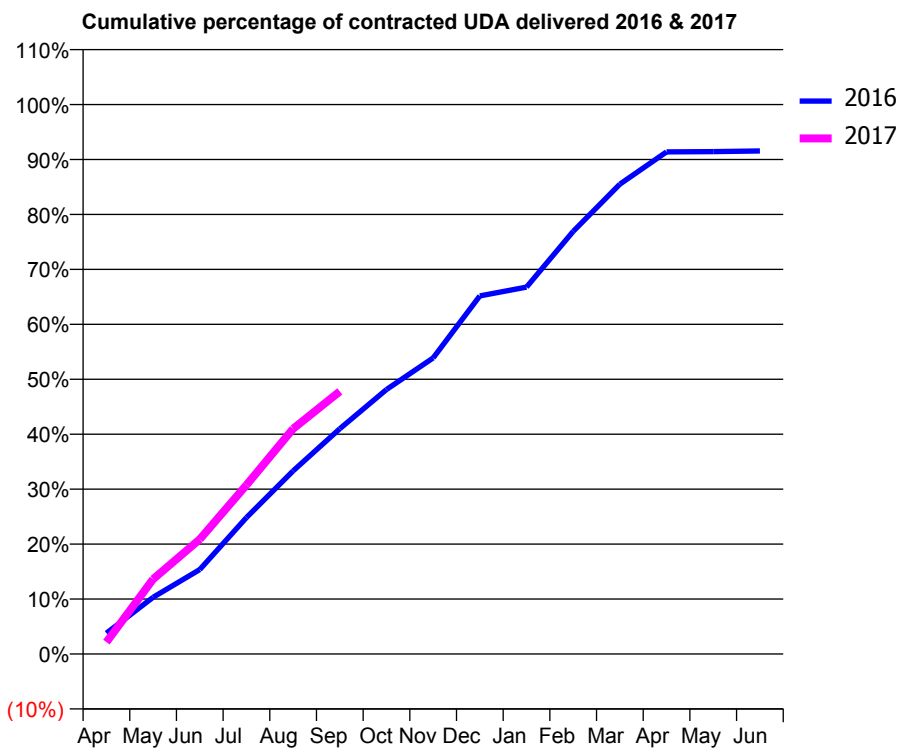
16/17 Contracted general activity (UDA)	17,225
Carry forward general activity (UDA)	-300
16/17 Contracted orthodontic activity (UOA)	0
Carry forward orthodontic activity (UOA)	0
Baseline contract value	£540,163.27

ACCESS*

Patients seen in 24 months	Total	Change since previous quarter
Quarter ending September 2015	5,651	
Quarter ending December 2015	5,612	→
Quarter ending March 2016	5,548	↓
Quarter ending June 2016	5,540	→
Quarter ending September 2016	5,539	→
Variance since September 2015	(2.0%)	↓



ACTIVITY



Month	Adjusted Scheduled Activity (UDA)	
	2016	2017
April	655	372
May	1,779	2,348
June	2,647	3,595
July	4,278	5,299
August	5,743	7,060
September	7,061	8,232
October	8,289	
November	9,282	
December	11,225	
January	11,500	
February	13,250	
March	14,726	
April	15,738	
May	15,750	
June	15,768	

QUALITY

	Quantity	Base Number	Contract	AT	Region	England
% of FP17s for the same patient ID Re-attending within 3 months - Children	84	1,037	8.1%	11.2%	11.8%	12.4%
% of FP17s for the same patient ID Re-attending within 3 months - Adults	470	2,358	19.9%	16.3%	17.1%	16.7%
% of FP17s for the same patient ID Re-attending between 3 & 9 months - Children	372	1,037	35.9%	41.5%	45.8%	57.4%
% of FP17s for the same patient ID Re-attending between 3 & 9 months - Adults	772	2,358	32.7%	35.0%	37.6%	50.5%
% of FP17s for Band 1 Urgent Courses	543	3,047	17.8%	10.8%	10.6%	9.1%
% of FP17s Relating to Free Repair or Replacements	10	3,047	0.3%	0.5%	0.6%	0.8%
% of FP17s Relating to Continuations	64	3,047	2.1%	0.9%	0.9%	1.3%
% of Patients satisfied with the dentistry they have received	9	9	N/A	89.2%	90.2%	93.2%
% of Patients satisfied with the time they had to wait for an appointment	8	9	N/A	81.5%	83.8%	89.0%

* This is based on patients treated on this contract for their most recent course of treatment. Figures in italics indicate the base number of FP17s or Patient Questionnaire responses are less than 100. N/A is shown where the base number of responses is less than 10 during the period. % is calculated as Quantity/Base number*100

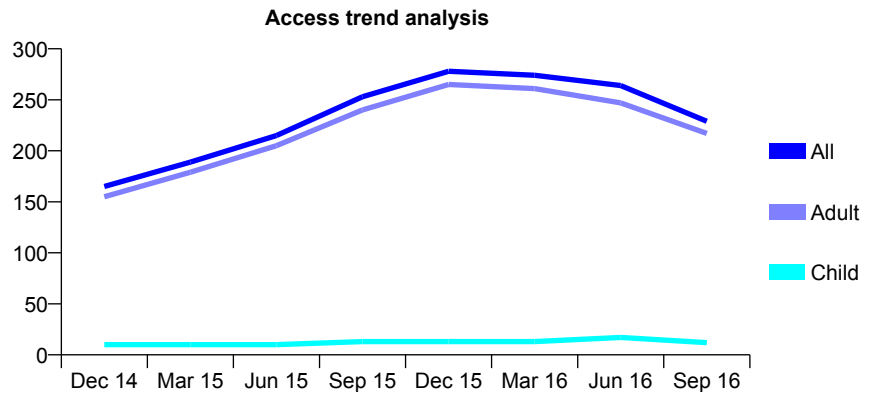
Q61 - Vital Signs At a Glance Contract Report for 566969/0003 - September 2016

Name or company name	MR R PATEL
Contract type name	PDS Contract
Purpose of contract	General
Contract start date	01/04/2012
Contract end date	

16/17 Contracted general activity (UDA)	4,500
Carry forward general activity (UDA)	0
16/17 Contracted orthodontic activity (UOA)	0
Carry forward orthodontic activity (UOA)	0
Baseline contract value	£183,140.24

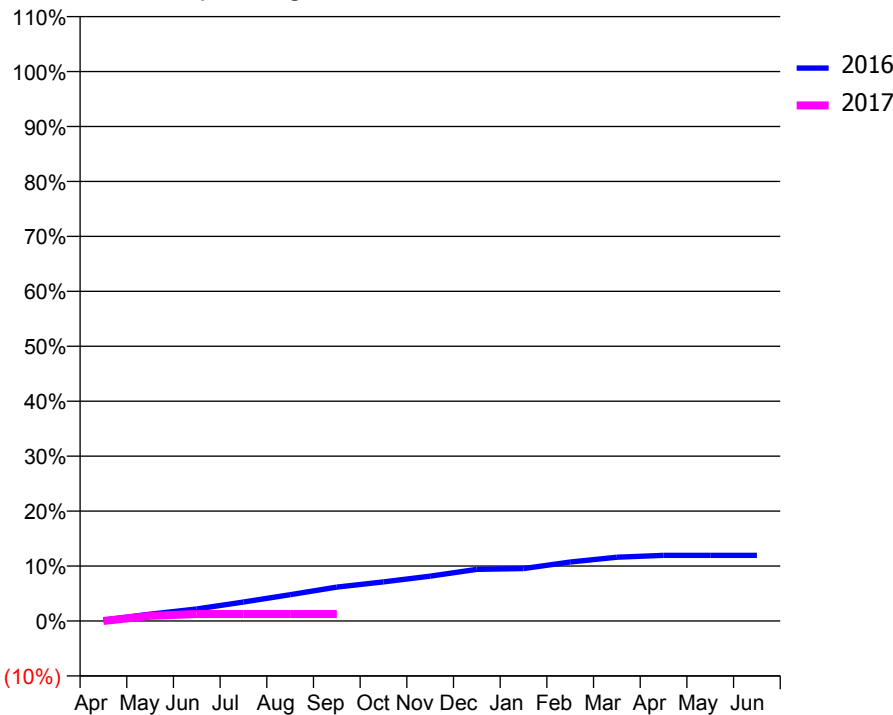
ACCESS*

Patients seen in 24 months	Total	Change since previous quarter
Quarter ending September 2015	253	
Quarter ending December 2015	278	↑
Quarter ending March 2016	274	↓
Quarter ending June 2016	264	↓
Quarter ending September 2016	229	↓
Variance since September 2015	(9.5%)	↓



ACTIVITY

Cumulative percentage of contracted UDA delivered 2016 & 2017



Month	Adjusted Scheduled Activity (UDA)	
	2016	2017
April	7	0
May	56	42
June	99	58
July	156	58
August	216	58
September	278	58
October	320	
November	368	
December	423	
January	430	
February	483	
March	523	
April	538	
May	538	
June	538	

QUALITY

	Quantity	Base Number	Contract	AT	Region	England
% of FP17s for the same patient ID Re-attending within 3 months - Children	0	8	0.0%	11.2%	11.8%	12.4%
% of FP17s for the same patient ID Re-attending within 3 months - Adults	0	53	0.0%	16.3%	17.1%	16.7%
% of FP17s for the same patient ID Re-attending between 3 & 9 months - Children	0	8	0.0%	41.5%	45.8%	57.4%
% of FP17s for the same patient ID Re-attending between 3 & 9 months - Adults	0	53	0.0%	35.0%	37.6%	50.5%
% of FP17s for Band 1 Urgent Courses	48	48	100.0%	10.8%	10.6%	9.1%
% of FP17s Relating to Free Repair or Replacements	0	48	0.0%	0.5%	0.6%	0.8%
% of FP17s Relating to Continuations	0	48	0.0%	0.9%	0.9%	1.3%
% of Patients satisfied with the dentistry they have received	0	0	N/A	89.2%	90.2%	93.2%
% of Patients satisfied with the time they had to wait for an appointment	0	0	N/A	81.5%	83.8%	89.0%

* This is based on patients treated on this contract for their most recent course of treatment. Figures in italics indicate the base number of FP17s or Patient Questionnaire responses are less than 100. N/A is shown where the base number of responses is less than 10 during the period. % is calculated as Quantity/Base number*100

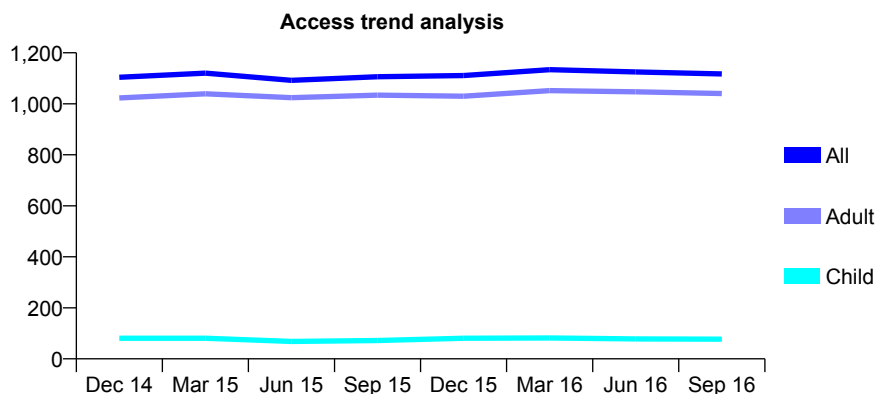
Q61 - Vital Signs At a Glance Contract Report for 568503/0001 - September 2016

Name or company name	MR NS MUDHAR
Contract type name	GDS Contract
Purpose of contract	General
Contract start date	01/04/2006
Contract end date	

16/17 Contracted general activity (UDA)	4,783
Carry forward general activity (UDA)	-23
16/17 Contracted orthodontic activity (UOA)	0
Carry forward orthodontic activity (UOA)	0
Baseline contract value	£193,557.90

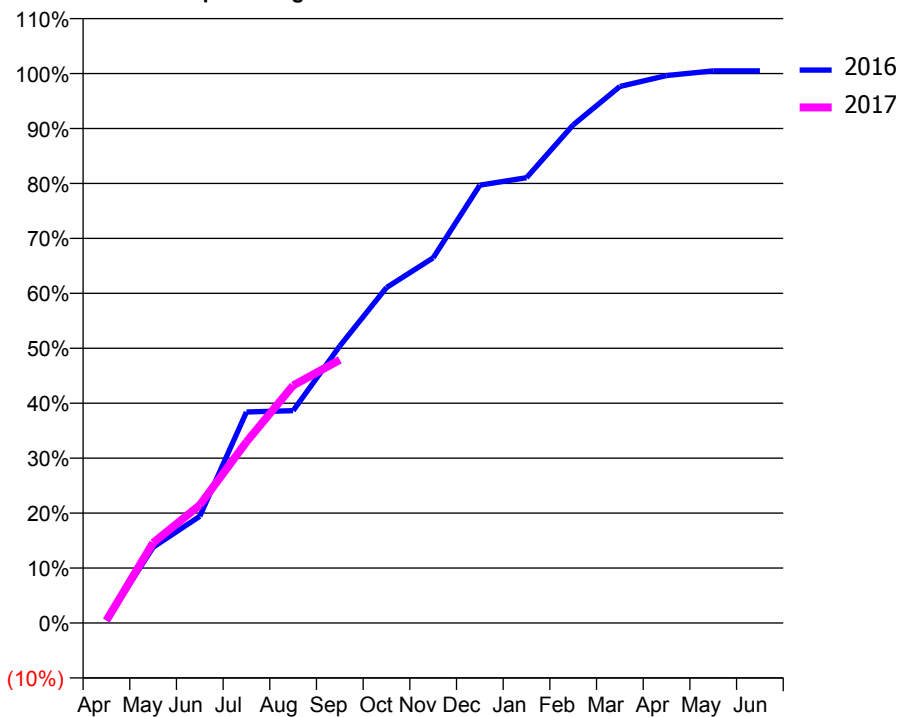
ACCESS*

Patients seen in 24 months	Total	Change since previous quarter
Quarter ending September 2015	1,106	
Quarter ending December 2015	1,111	→
Quarter ending March 2016	1,134	↑
Quarter ending June 2016	1,125	→
Quarter ending September 2016	1,117	→
Variance since September 2015	1.0%	→



ACTIVITY

Cumulative percentage of contracted UDA delivered 2016 & 2017



Adjusted Scheduled Activity (UDA)

Month	2016	2017
April	23	23
May	659	698
June	929	1,027
July	1,836	1,577
August	1,848	2,067
September	2,412	2,291
October	2,920	
November	3,179	
December	3,811	
January	3,876	
February	4,336	
March	4,670	
April	4,765	
May	4,806	
June	4,806	

QUALITY

	Quantity	Base Number	Contract	AT	Region	England
% of FP17s for the same patient ID Re-attending within 3 months - Children	0	30	0.0%	11.2%	11.8%	12.4%
% of FP17s for the same patient ID Re-attending within 3 months - Adults	59	497	11.9%	16.3%	17.1%	16.7%
% of FP17s for the same patient ID Re-attending between 3 & 9 months - Children	9	30	30.0%	41.5%	45.8%	57.4%
% of FP17s for the same patient ID Re-attending between 3 & 9 months - Adults	127	497	25.6%	35.0%	37.6%	50.5%
% of FP17s for Band 1 Urgent Courses	55	456	12.1%	10.8%	10.6%	9.1%
% of FP17s Relating to Free Repair or Replacements	1	456	0.2%	0.5%	0.6%	0.8%
% of FP17s Relating to Continuations	2	456	0.4%	0.9%	0.9%	1.3%
% of Patients satisfied with the dentistry they have received	1	1	N/A	89.2%	90.2%	93.2%
% of Patients satisfied with the time they had to wait for an appointment	1	1	N/A	81.5%	83.8%	89.0%

* This is based on patients treated on this contract for their most recent course of treatment. Figures in italics indicate the base number of FP17s or Patient Questionnaire responses are less than 100. N/A is shown where the base number of responses is less than 10 during the period. % is calculated as Quantity/Base number*100

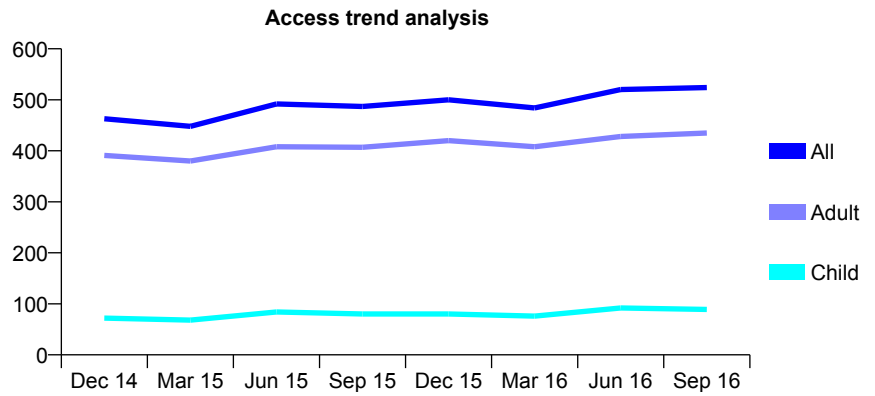
Q61 - Vital Signs At a Glance Contract Report for 568503/0003 - September 2016

Name or company name	MR NS MUDHAR
Contract type name	GDS Contract
Purpose of contract	General
Contract start date	01/04/2006
Contract end date	

16/17 Contracted general activity (UDA)	1,840
Carry forward general activity (UDA)	-26
16/17 Contracted orthodontic activity (UOA)	0
Carry forward orthodontic activity (UOA)	0
Baseline contract value	£61,831.75

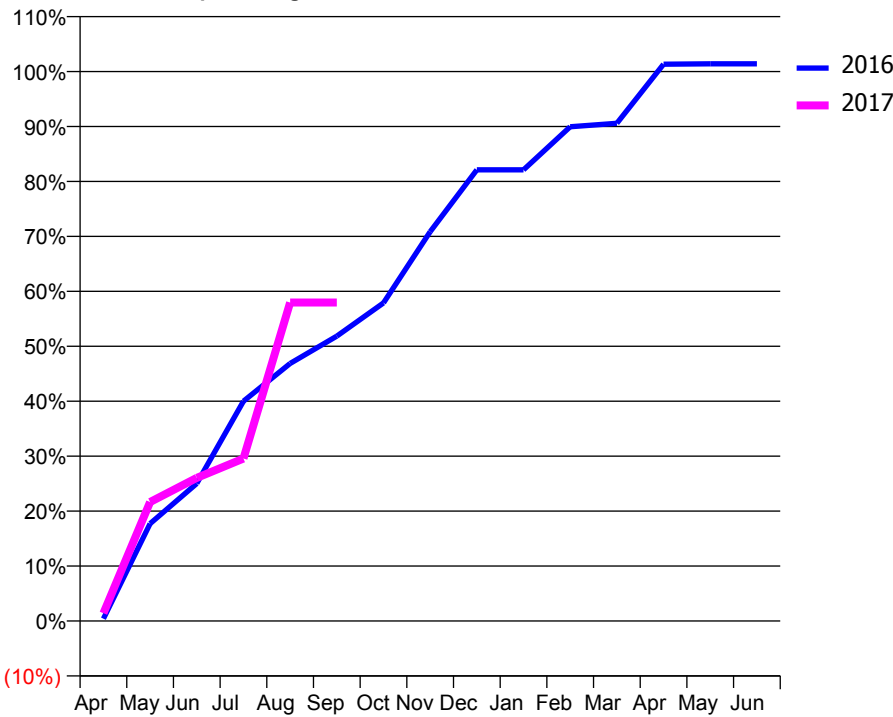
ACCESS*

Patients seen in 24 months	Total	Change since previous quarter
Quarter ending September 2015	487	
Quarter ending December 2015	500	↑
Quarter ending March 2016	484	↓
Quarter ending June 2016	520	↑
Quarter ending September 2016	524	→
Variance since September 2015	7.6%	↑



ACTIVITY

Cumulative percentage of contracted UDA delivered 2016 & 2017



Month	Adjusted Scheduled Activity (UDA)	
	2016	2017
April	8	26
May	326	399
June	461	479
July	736	544
August	863	1,066
September	954	1,066
October	1,065	
November	1,304	
December	1,511	
January	1,511	
February	1,655	
March	1,667	
April	1,865	
May	1,866	
June	1,866	

QUALITY

	Quantity	Base Number	Contract	AT	Region	England
% of FP17s for the same patient ID Re-attending within 3 months - Children	3	53	5.7%	11.2%	11.8%	12.4%
% of FP17s for the same patient ID Re-attending within 3 months - Adults	20	231	8.7%	16.3%	17.1%	16.7%
% of FP17s for the same patient ID Re-attending between 3 & 9 months - Children	9	53	17.0%	41.5%	45.8%	57.4%
% of FP17s for the same patient ID Re-attending between 3 & 9 months - Adults	43	231	18.6%	35.0%	37.6%	50.5%
% of FP17s for Band 1 Urgent Courses	17	206	8.3%	10.8%	10.6%	9.1%
% of FP17s Relating to Free Repair or Replacements	1	206	0.5%	0.5%	0.6%	0.8%
% of FP17s Relating to Continuations	0	206	0.0%	0.9%	0.9%	1.3%
% of Patients satisfied with the dentistry they have received	0	0	N/A	89.2%	90.2%	93.2%
% of Patients satisfied with the time they had to wait for an appointment	0	0	N/A	81.5%	83.8%	89.0%

* This is based on patients treated on this contract for their most recent course of treatment. Figures in italics indicate the base number of FP17s or Patient Questionnaire responses are less than 100. N/A is shown where the base number of responses is less than 10 during the period. % is calculated as Quantity/Base number*100

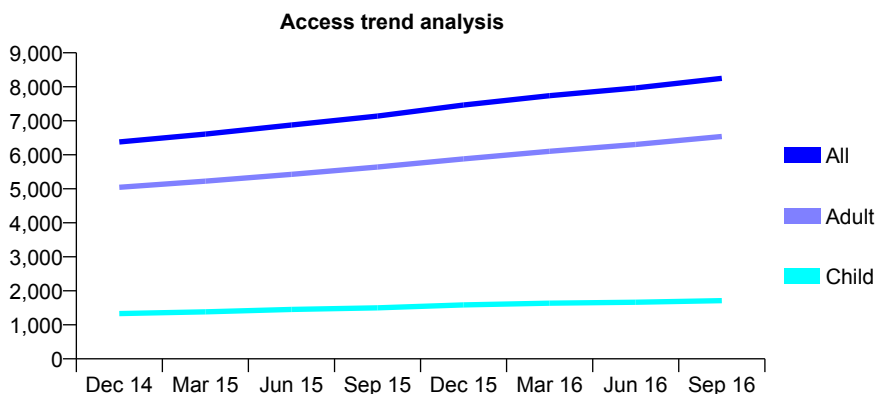
Q61 - Vital Signs At a Glance Contract Report for 568821/0003 - September 2016

Name or company name	MR BK VEKARIA
Contract type name	GDS Contract
Purpose of contract	General
Contract start date	01/05/2009
Contract end date	

16/17 Contracted general activity (UDA)	17,684
Carry forward general activity (UDA)	-225
16/17 Contracted orthodontic activity (UOA)	0
Carry forward orthodontic activity (UOA)	0
Baseline contract value	£479,363.87

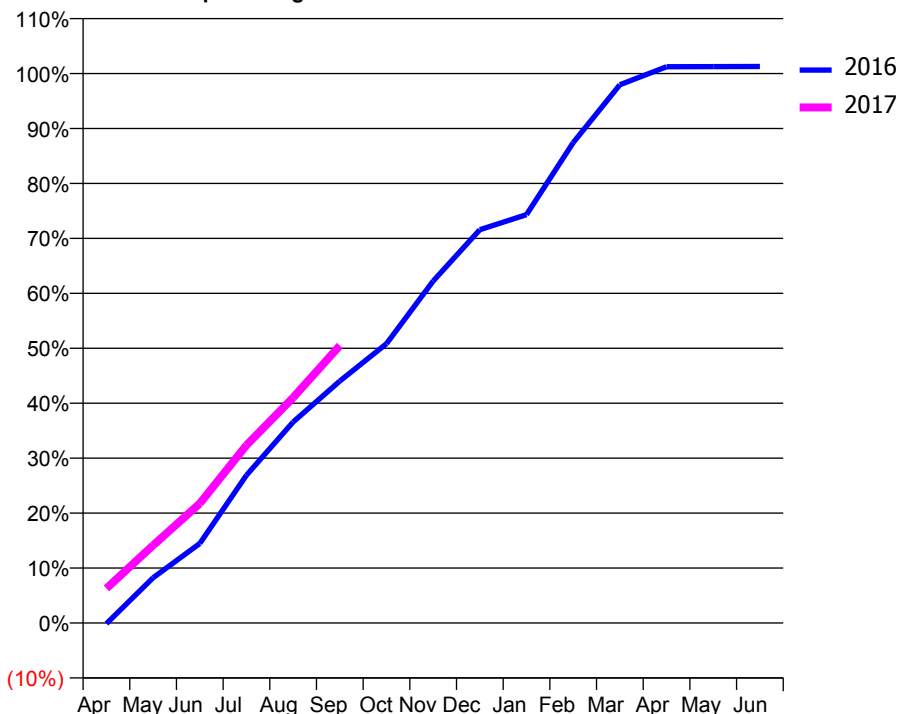
ACCESS*

Patients seen in 24 months	Total	Change since previous quarter
Quarter ending September 2015	7,140	
Quarter ending December 2015	7,466	↑
Quarter ending March 2016	7,741	↑
Quarter ending June 2016	7,968	↑
Quarter ending September 2016	8,250	↑
Variance since September 2015	15.5%	↑



ACTIVITY

Cumulative percentage of contracted UDA delivered 2016 & 2017



Month	Adjusted Scheduled Activity (UDA)	
	2016	2017
April	-22	1,114
May	1,456	2,498
June	2,562	3,847
July	4,759	5,723
August	6,468	7,256
September	7,785	8,927
October	8,988	
November	11,007	
December	12,657	
January	13,142	
February	15,461	
March	17,322	
April	17,902	
May	17,905	
June	17,909	

QUALITY

	Quantity	Base Number	Contract	AT	Region	England
% of FP17s for the same patient ID Re-attending within 3 months - Children	71	1,045	6.8%	11.2%	11.8%	12.4%
% of FP17s for the same patient ID Re-attending within 3 months - Adults	325	3,097	10.5%	16.3%	17.1%	16.7%
% of FP17s for the same patient ID Re-attending between 3 & 9 months - Children	346	1,045	33.1%	41.5%	45.8%	57.4%
% of FP17s for the same patient ID Re-attending between 3 & 9 months - Adults	722	3,097	23.3%	35.0%	37.6%	50.5%
% of FP17s for Band 1 Urgent Courses	452	3,875	11.7%	10.8%	10.6%	9.1%
% of FP17s Relating to Free Repair or Replacements	4	3,875	0.1%	0.5%	0.6%	0.8%
% of FP17s Relating to Continuations	14	3,875	0.4%	0.9%	0.9%	1.3%
% of Patients satisfied with the dentistry they have received	3	3	N/A	89.2%	90.2%	93.2%
% of Patients satisfied with the time they had to wait for an appointment	3	3	N/A	81.5%	83.8%	89.0%

* This is based on patients treated on this contract for their most recent course of treatment. Figures in italics indicate the base number of FP17s or Patient Questionnaire responses are less than 100. N/A is shown where the base number of responses is less than 10 during the period. % is calculated as Quantity/Base number*100

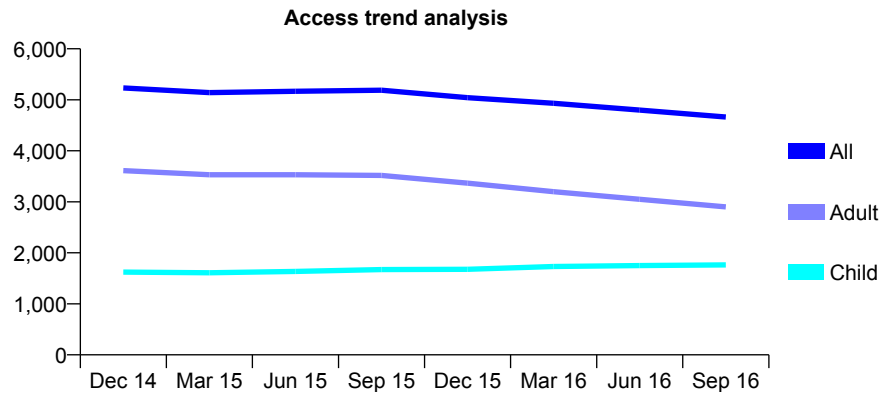
Q61 - Vital Signs At a Glance Contract Report for 572500/0001 - September 2016

Name or company name	MR ST KAKKAD
Contract type name	GDS Contract
Purpose of contract	General
Contract start date	01/04/2006
Contract end date	

16/17 Contracted general activity (UDA)	11,810
Carry forward general activity (UDA)	-118
16/17 Contracted orthodontic activity (UOA)	0
Carry forward orthodontic activity (UOA)	0
Baseline contract value	£273,631.22

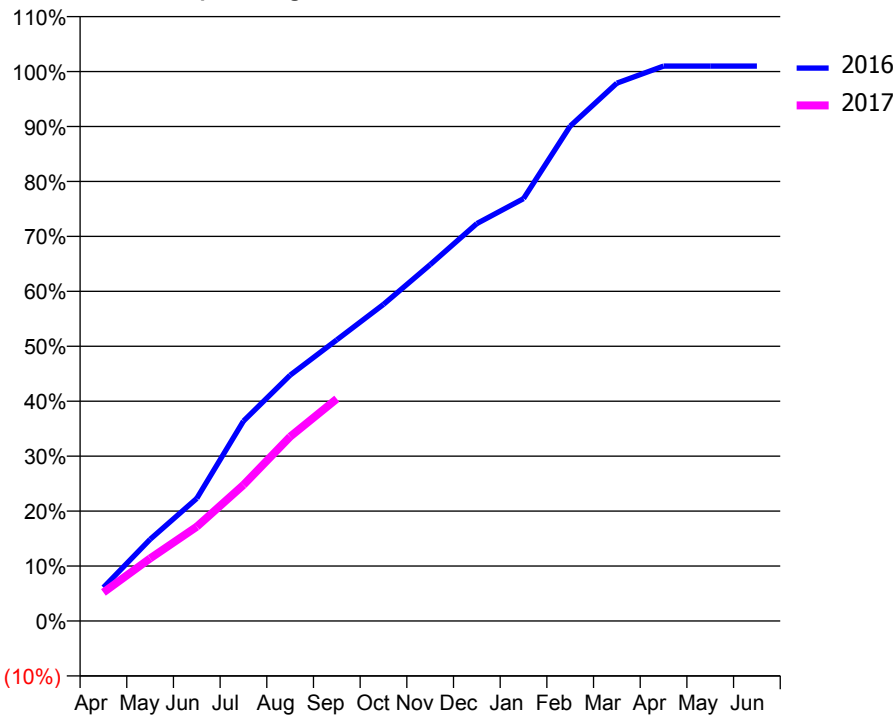
ACCESS*

Patients seen in 24 months	Total	Change since previous quarter
Quarter ending September 2015	5,188	
Quarter ending December 2015	5,041	↓
Quarter ending March 2016	4,931	↓
Quarter ending June 2016	4,799	↓
Quarter ending September 2016	4,663	↓
Variance since September 2015	(10.1%)	↓



ACTIVITY

Cumulative percentage of contracted UDA delivered 2016 & 2017



Month	Adjusted Scheduled Activity (UDA)	
	2016	2017
April	720	614
May	1,755	1,347
June	2,636	2,029
July	4,298	2,924
August	5,283	3,962
September	6,042	4,776
October	6,806	
November	7,660	
December	8,541	
January	9,077	
February	10,638	
March	11,559	
April	11,926	
May	11,928	
June	11,928	

QUALITY

	Quantity	Base Number	Contract	AT	Region	England
% of FP17s for the same patient ID Re-attending within 3 months - Children	126	1,277	9.9%	11.2%	11.8%	12.4%
% of FP17s for the same patient ID Re-attending within 3 months - Adults	289	1,598	18.1%	16.3%	17.1%	16.7%
% of FP17s for the same patient ID Re-attending between 3 & 9 months - Children	617	1,277	48.3%	41.5%	45.8%	57.4%
% of FP17s for the same patient ID Re-attending between 3 & 9 months - Adults	695	1,598	43.5%	35.0%	37.6%	50.5%
% of FP17s for Band 1 Urgent Courses	430	2,653	16.2%	10.8%	10.6%	9.1%
% of FP17s Relating to Free Repair or Replacements	5	2,653	0.2%	0.5%	0.6%	0.8%
% of FP17s Relating to Continuations	27	2,653	1.0%	0.9%	0.9%	1.3%
% of Patients satisfied with the dentistry they have received	3	3	N/A	89.2%	90.2%	93.2%
% of Patients satisfied with the time they had to wait for an appointment	2	3	N/A	81.5%	83.8%	89.0%

* This is based on patients treated on this contract for their most recent course of treatment. Figures in italics indicate the base number of FP17s or Patient Questionnaire responses are less than 100. N/A is shown where the base number of responses is less than 10 during the period. % is calculated as Quantity/Base number*100

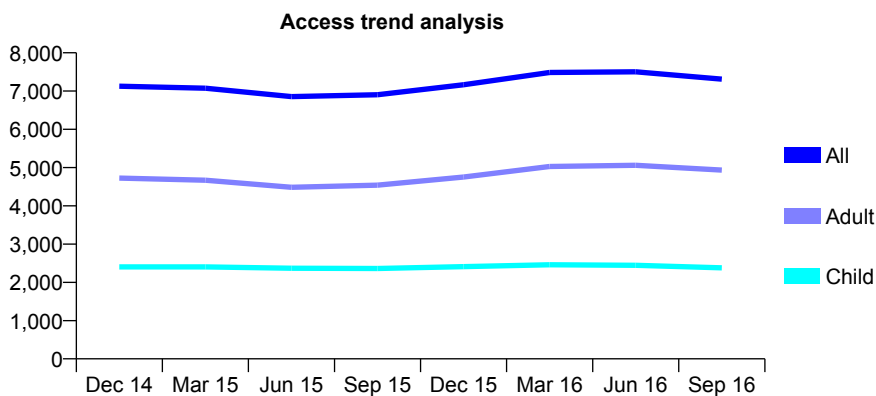
Q61 - Vital Signs At a Glance Contract Report for 572659/0001 - September 2016

Name or company name	MR LS LEVIN
Contract type name	GDS Contract
Purpose of contract	General
Contract start date	01/04/2006
Contract end date	

16/17 Contracted general activity (UDA)	21,691
Carry forward general activity (UDA)	-46
16/17 Contracted orthodontic activity (UOA)	0
Carry forward orthodontic activity (UOA)	0
Baseline contract value	£617,199.23

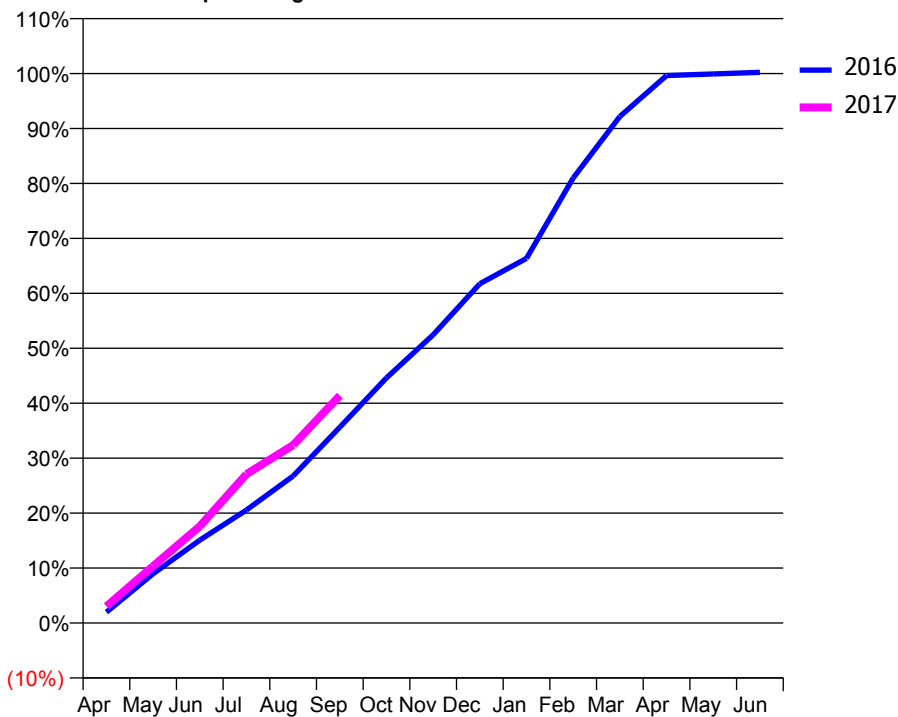
ACCESS*

Patients seen in 24 months	Total	Change since previous quarter
Quarter ending September 2015	6,905	
Quarter ending December 2015	7,164	↑
Quarter ending March 2016	7,487	↑
Quarter ending June 2016	7,503	→
Quarter ending September 2016	7,313	↓
Variance since September 2015	5.9%	↑



ACTIVITY

Cumulative percentage of contracted UDA delivered 2016 & 2017



Adjusted Scheduled Activity (UDA)

Month	2016	2017
April	431	662
May	1,943	2,243
June	3,271	3,819
July	4,459	5,876
August	5,802	7,023
September	7,729	8,975
October	9,678	
November	11,379	
December	13,393	
January	14,392	
February	17,565	
March	19,994	
April	21,610	
May	21,675	
June	21,737	

QUALITY

	Quantity	Base Number	Contract	AT	Region	England
% of FP17s for the same patient ID Re-attending within 3 months - Children	125	1,256	10.0%	11.2%	11.8%	12.4%
% of FP17s for the same patient ID Re-attending within 3 months - Adults	405	2,400	16.9%	16.3%	17.1%	16.7%
% of FP17s for the same patient ID Re-attending between 3 & 9 months - Children	480	1,256	38.2%	41.5%	45.8%	57.4%
% of FP17s for the same patient ID Re-attending between 3 & 9 months - Adults	749	2,400	31.2%	35.0%	37.6%	50.5%
% of FP17s for Band 1 Urgent Courses	287	3,197	9.0%	10.8%	10.6%	9.1%
% of FP17s Relating to Free Repair or Replacements	37	3,197	1.2%	0.5%	0.6%	0.8%
% of FP17s Relating to Continuations	50	3,197	1.6%	0.9%	0.9%	1.3%
% of Patients satisfied with the dentistry they have received	5	7	N/A	89.2%	90.2%	93.2%
% of Patients satisfied with the time they had to wait for an appointment	5	7	N/A	81.5%	83.8%	89.0%

* This is based on patients treated on this contract for their most recent course of treatment. Figures in italics indicate the base number of FP17s or Patient Questionnaire responses are less than 100. N/A is shown where the base number of responses is less than 10 during the period. % is calculated as Quantity/Base number*100

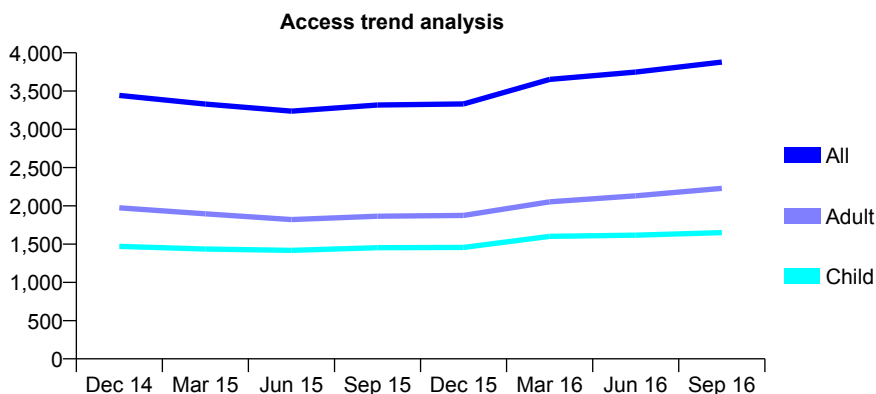
Q61 - Vital Signs At a Glance Contract Report for 572888/0001 - September 2016

Name or company name	MR R GOGNA
Contract type name	GDS Contract
Purpose of contract	General
Contract start date	01/04/2006
Contract end date	

16/17 Contracted general activity (UDA)	8,928
Carry forward general activity (UDA)	0
16/17 Contracted orthodontic activity (UOA)	0
Carry forward orthodontic activity (UOA)	0
Baseline contract value	£255,293.70

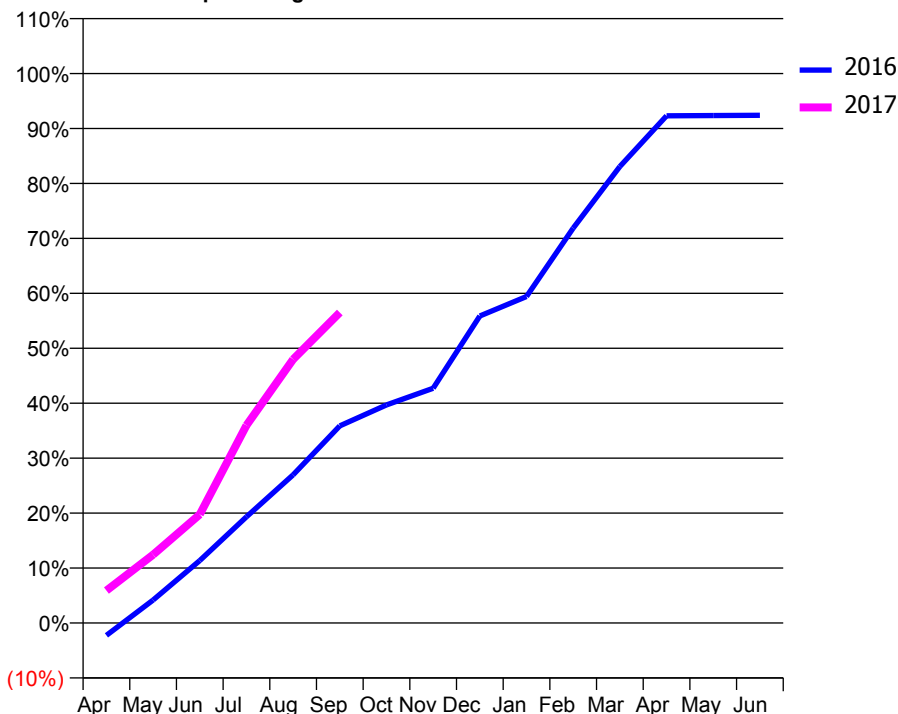
ACCESS*

Patients seen in 24 months	Total	Change since previous quarter
Quarter ending September 2015	3,317	
Quarter ending December 2015	3,331	→
Quarter ending March 2016	3,653	↑
Quarter ending June 2016	3,748	↑
Quarter ending September 2016	3,879	↑
Variance since September 2015	16.9%	↑



ACTIVITY

Cumulative percentage of contracted UDA delivered 2016 & 2017



Month	Adjusted Scheduled Activity (UDA)	
	2016	2017
April	-202	528
May	373	1,110
June	1,015	1,765
July	1,726	3,212
August	2,408	4,284
September	3,203	5,045
October	3,543	
November	3,814	
December	4,989	
January	5,305	
February	6,416	
March	7,417	
April	8,240	
May	8,244	
June	8,249	

QUALITY

	Quantity	Base Number	Contract	AT	Region	England
% of FP17s for the same patient ID Re-attending within 3 months - Children	135	1,301	10.4%	11.2%	11.8%	12.4%
% of FP17s for the same patient ID Re-attending within 3 months - Adults	275	1,648	16.7%	16.3%	17.1%	16.7%
% of FP17s for the same patient ID Re-attending between 3 & 9 months - Children	688	1,301	52.9%	41.5%	45.8%	57.4%
% of FP17s for the same patient ID Re-attending between 3 & 9 months - Adults	656	1,648	39.8%	35.0%	37.6%	50.5%
% of FP17s for Band 1 Urgent Courses	198	2,296	8.6%	10.8%	10.6%	9.1%
% of FP17s Relating to Free Repair or Replacements	11	2,296	0.5%	0.5%	0.6%	0.8%
% of FP17s Relating to Continuations	21	2,296	0.9%	0.9%	0.9%	1.3%
% of Patients satisfied with the dentistry they have received	5	5	N/A	89.2%	90.2%	93.2%
% of Patients satisfied with the time they had to wait for an appointment	4	5	N/A	81.5%	83.8%	89.0%

* This is based on patients treated on this contract for their most recent course of treatment. Figures in italics indicate the base number of FP17s or Patient Questionnaire responses are less than 100. N/A is shown where the base number of responses is less than 10 during the period. % is calculated as Quantity/Base number*100

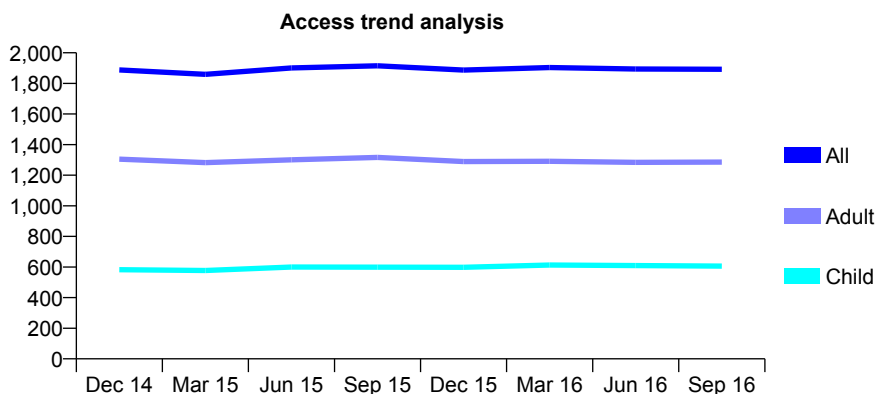
Q61 - Vital Signs At a Glance Contract Report for 574732/0001 - September 2016

Name or company name	MR B LILADHAR
Contract type name	GDS Contract
Purpose of contract	General and Orthodontic
Contract start date	01/04/2006
Contract end date	

16/17 Contracted general activity (UDA)	3,503
Carry forward general activity (UDA)	0
16/17 Contracted orthodontic activity (UOA)	315
Carry forward orthodontic activity (UOA)	0
Baseline contract value	£127,429.86

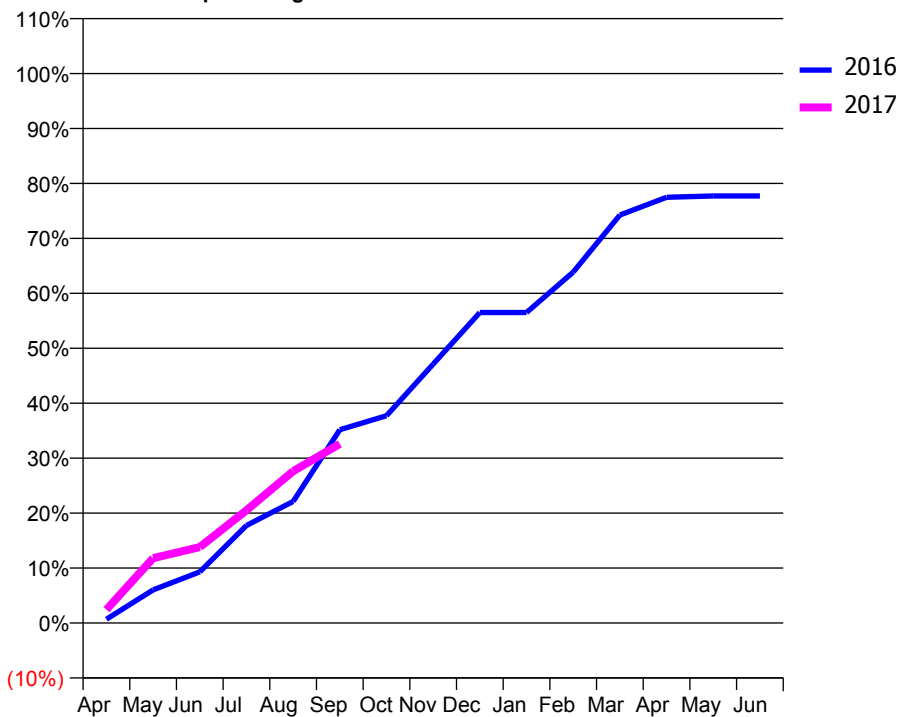
ACCESS*

Patients seen in 24 months	Total	Change since previous quarter
Quarter ending September 2015	1,915	
Quarter ending December 2015	1,887	↓
Quarter ending March 2016	1,904	→
Quarter ending June 2016	1,894	→
Quarter ending September 2016	1,892	→
Variance since September 2015	(1.2%)	↓



ACTIVITY

Cumulative percentage of contracted UDA delivered 2016 & 2017



Adjusted Scheduled Activity (UDA)

Month	2016	2017
April	24	85
May	211	414
June	326	484
July	622	719
August	775	968
September	1,232	1,142
October	1,321	
November	1,650	
December	1,980	
January	1,980	
February	2,237	
March	2,601	
April	2,714	
May	2,723	
June	2,723	

QUALITY

	Quantity	Base Number	Contract	AT	Region	England
% of FP17s for the same patient ID Re-attending within 3 months - Children	31	395	7.8%	11.2%	11.8%	12.4%
% of FP17s for the same patient ID Re-attending within 3 months - Adults	82	728	11.3%	16.3%	17.1%	16.7%
% of FP17s for the same patient ID Re-attending between 3 & 9 months - Children	209	395	52.9%	41.5%	45.8%	57.4%
% of FP17s for the same patient ID Re-attending between 3 & 9 months - Adults	345	728	47.4%	35.0%	37.6%	50.5%
% of FP17s for Band 1 Urgent Courses	36	581	6.2%	10.8%	10.6%	9.1%
% of FP17s Relating to Free Repair or Replacements	3	581	0.5%	0.5%	0.6%	0.8%
% of FP17s Relating to Continuations	5	581	0.9%	0.9%	0.9%	1.3%
% of Patients satisfied with the dentistry they have received	0	0	N/A	89.2%	90.2%	93.2%
% of Patients satisfied with the time they had to wait for an appointment	0	0	N/A	81.5%	83.8%	89.0%

* This is based on patients treated on this contract for their most recent course of treatment. Figures in italics indicate the base number of FP17s or Patient Questionnaire responses are less than 100. N/A is shown where the base number of responses is less than 10 during the period. % is calculated as Quantity/Base number*100

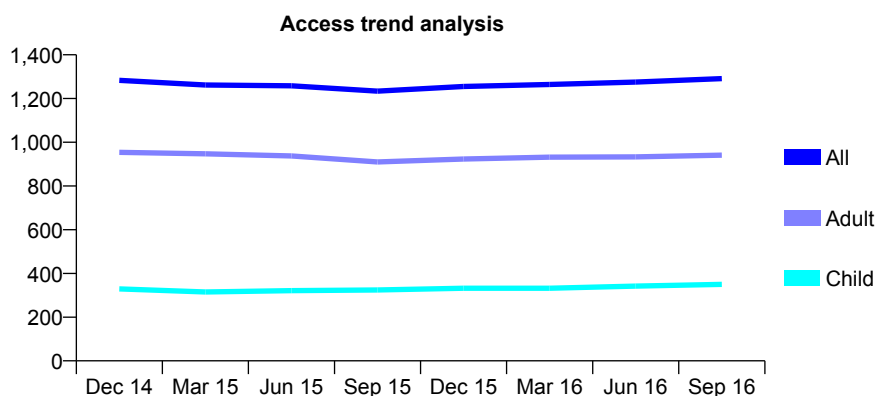
Q61 - Vital Signs At a Glance Contract Report for 576778/0001 - September 2016

Name or company name	MR AK FANG
Contract type name	GDS Contract
Purpose of contract	General
Contract start date	01/04/2006
Contract end date	

16/17 Contracted general activity (UDA)	4,368
Carry forward general activity (UDA)	4
16/17 Contracted orthodontic activity (UOA)	0
Carry forward orthodontic activity (UOA)	0
Baseline contract value	£120,110.59

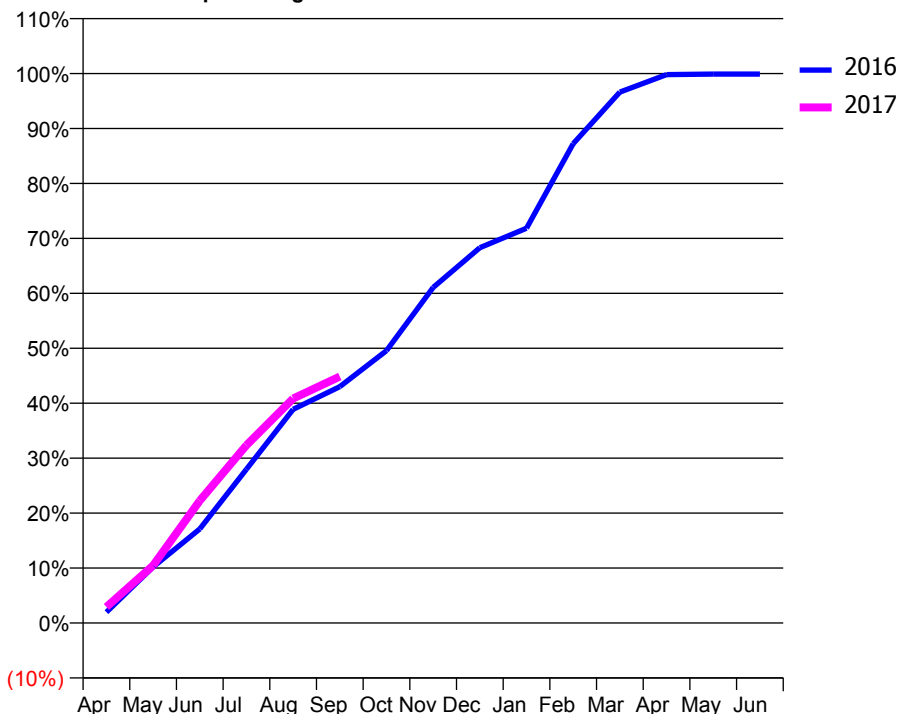
ACCESS*

Patients seen in 24 months	Total	Change since previous quarter
Quarter ending September 2015	1,234	
Quarter ending December 2015	1,255	→
Quarter ending March 2016	1,264	→
Quarter ending June 2016	1,275	→
Quarter ending September 2016	1,291	→
Variance since September 2015	4.6%	↑



ACTIVITY

Cumulative percentage of contracted UDA delivered 2016 & 2017



Month	Adjusted Scheduled Activity (UDA)	
	2016	2017
April	86	128
May	446	457
June	748	973
July	1,223	1,413
August	1,698	1,784
September	1,879	1,959
October	2,165	
November	2,668	
December	2,983	
January	3,138	
February	3,810	
March	4,220	
April	4,359	
May	4,364	
June	4,364	

QUALITY

	Quantity	Base Number	Contract	AT	Region	England
% of FP17s for the same patient ID Re-attending within 3 months - Children	22	263	8.4%	11.2%	11.8%	12.4%
% of FP17s for the same patient ID Re-attending within 3 months - Adults	108	669	16.1%	16.3%	17.1%	16.7%
% of FP17s for the same patient ID Re-attending between 3 & 9 months - Children	170	263	64.6%	41.5%	45.8%	57.4%
% of FP17s for the same patient ID Re-attending between 3 & 9 months - Adults	386	669	57.7%	35.0%	37.6%	50.5%
% of FP17s for Band 1 Urgent Courses	111	864	12.8%	10.8%	10.6%	9.1%
% of FP17s Relating to Free Repair or Replacements	2	864	0.2%	0.5%	0.6%	0.8%
% of FP17s Relating to Continuations	0	864	0.0%	0.9%	0.9%	1.3%
% of Patients satisfied with the dentistry they have received	3	3	N/A	89.2%	90.2%	93.2%
% of Patients satisfied with the time they had to wait for an appointment	3	3	N/A	81.5%	83.8%	89.0%

* This is based on patients treated on this contract for their most recent course of treatment. Figures in italics indicate the base number of FP17s or Patient Questionnaire responses are less than 100. N/A is shown where the base number of responses is less than 10 during the period. % is calculated as Quantity/Base number*100

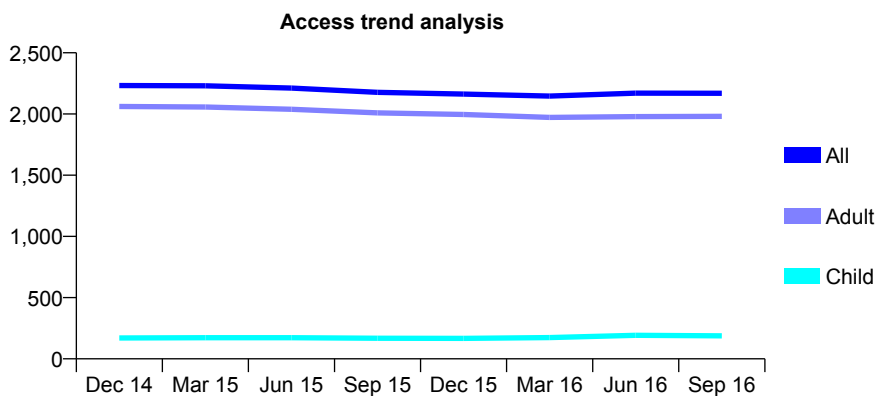
Q61 - Vital Signs At a Glance Contract Report for 577472/0001 - September 2016

Name or company name	MR NR SHUKLE
Contract type name	GDS Contract
Purpose of contract	General
Contract start date	01/04/2006
Contract end date	

16/17 Contracted general activity (UDA)	5,608
Carry forward general activity (UDA)	0
16/17 Contracted orthodontic activity (UOA)	0
Carry forward orthodontic activity (UOA)	0
Baseline contract value	£139,241.74

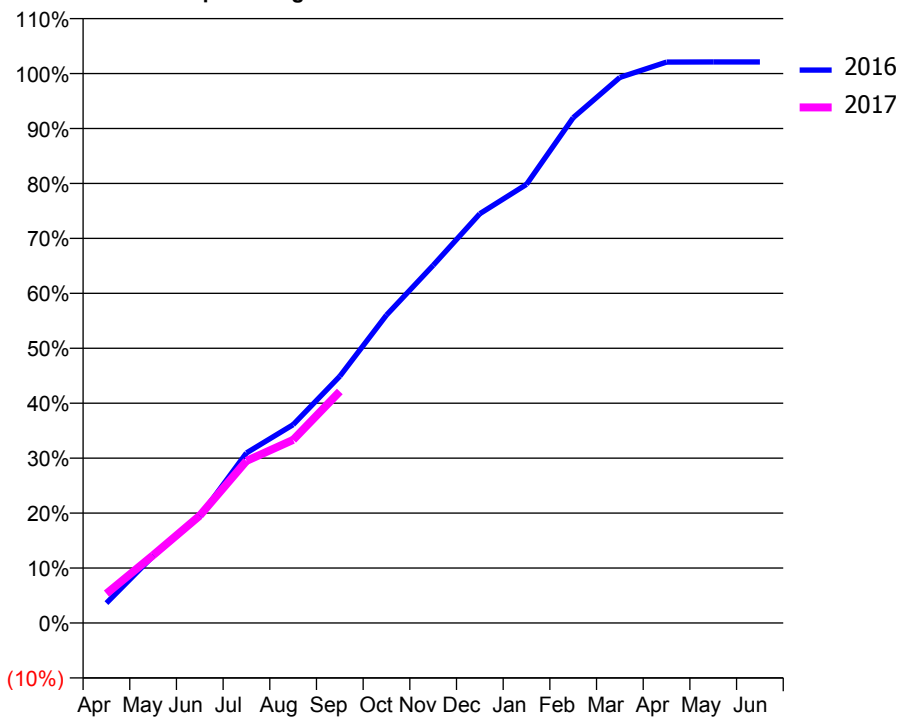
ACCESS*

Patients seen in 24 months	Total	Change since previous quarter
Quarter ending September 2015	2,177	
Quarter ending December 2015	2,163	→
Quarter ending March 2016	2,146	→
Quarter ending June 2016	2,171	→
Quarter ending September 2016	2,169	→
Variance since September 2015	(0.4%)	→



ACTIVITY

Cumulative percentage of contracted UDA delivered 2016 & 2017



Month	Adjusted Scheduled Activity (UDA)	
	2016	2017
April	204	300
May	684	692
June	1,089	1,096
July	1,735	1,654
August	2,025	1,869
September	2,518	2,363
October	3,142	
November	3,650	
December	4,177	
January	4,476	
February	5,157	
March	5,568	
April	5,724	
May	5,725	
June	5,725	

QUALITY

	Quantity	Base Number	Contract	AT	Region	England
% of FP17s for the same patient ID Re-attending within 3 months - Children	4	98	4.1%	11.2%	11.8%	12.4%
% of FP17s for the same patient ID Re-attending within 3 months - Adults	211	1,119	18.9%	16.3%	17.1%	16.7%
% of FP17s for the same patient ID Re-attending between 3 & 9 months - Children	32	98	32.7%	41.5%	45.8%	57.4%
% of FP17s for the same patient ID Re-attending between 3 & 9 months - Adults	380	1,119	34.0%	35.0%	37.6%	50.5%
% of FP17s for Band 1 Urgent Courses	80	885	9.0%	10.8%	10.6%	9.1%
% of FP17s Relating to Free Repair or Replacements	21	885	2.4%	0.5%	0.6%	0.8%
% of FP17s Relating to Continuations	11	885	1.2%	0.9%	0.9%	1.3%
% of Patients satisfied with the dentistry they have received	2	2	N/A	89.2%	90.2%	93.2%
% of Patients satisfied with the time they had to wait for an appointment	1	2	N/A	81.5%	83.8%	89.0%

* This is based on patients treated on this contract for their most recent course of treatment. Figures in italics indicate the base number of FP17s or Patient Questionnaire responses are less than 100. N/A is shown where the base number of responses is less than 10 during the period. % is calculated as Quantity/Base number*100

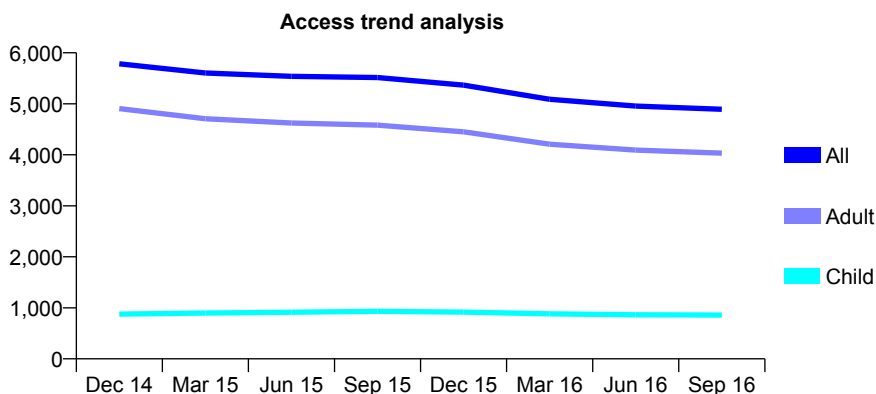
Q61 - Vital Signs At a Glance Contract Report for 577537/0001 - September 2016

Name or company name	MR A MAKRIDES
Contract type name	GDS Contract
Purpose of contract	General
Contract start date	01/04/2006
Contract end date	

16/17 Contracted general activity (UDA)	13,265
Carry forward general activity (UDA)	187
16/17 Contracted orthodontic activity (UOA)	0
Carry forward orthodontic activity (UOA)	0
Baseline contract value	£431,801.04

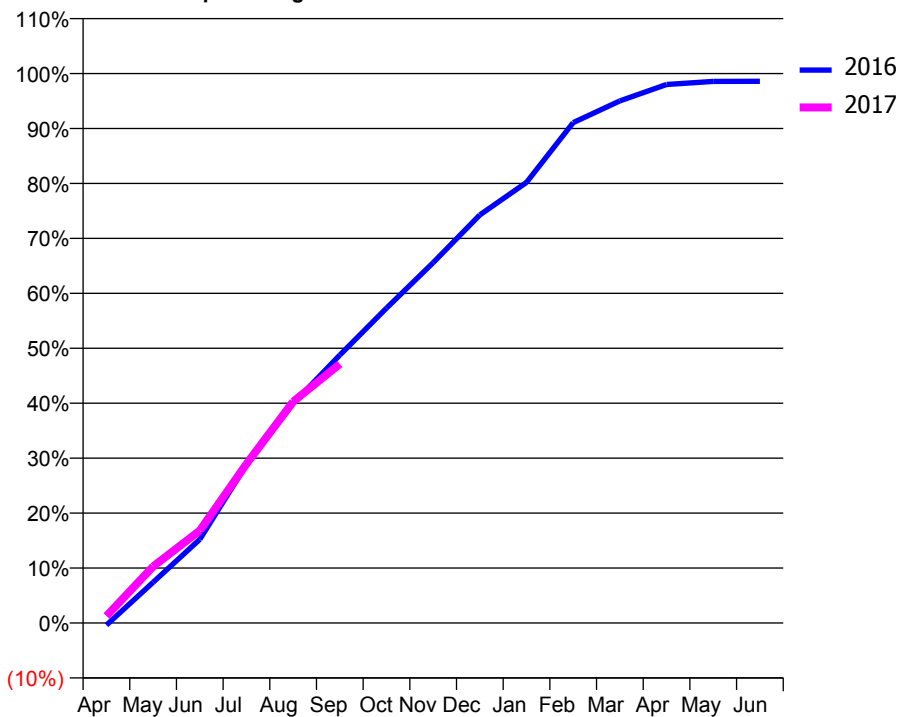
ACCESS*

Patients seen in 24 months	Total	Change since previous quarter
Quarter ending September 2015	5,516	
Quarter ending December 2015	5,366	↓
Quarter ending March 2016	5,089	↓
Quarter ending June 2016	4,956	↓
Quarter ending September 2016	4,893	↓
Variance since September 2015	(11.3%)	↓



ACTIVITY

Cumulative percentage of contracted UDA delivered 2016 & 2017



Adjusted Scheduled Activity (UDA)

Month	2016	2017
April	-54	170
May	982	1,366
June	2,021	2,231
July	3,823	3,842
August	5,300	5,344
September	6,470	6,254
October	7,601	
November	8,698	
December	9,853	
January	10,637	
February	12,079	
March	12,603	
April	13,000	
May	13,072	
June	13,078	

QUALITY

	Quantity	Base Number	Contract	AT	Region	England
% of FP17s for the same patient ID Re-attending within 3 months - Children	26	479	5.4%	11.2%	11.8%	12.4%
% of FP17s for the same patient ID Re-attending within 3 months - Adults	348	2,161	16.1%	16.3%	17.1%	16.7%
% of FP17s for the same patient ID Re-attending between 3 & 9 months - Children	162	479	33.8%	41.5%	45.8%	57.4%
% of FP17s for the same patient ID Re-attending between 3 & 9 months - Adults	672	2,161	31.1%	35.0%	37.6%	50.5%
% of FP17s for Band 1 Urgent Courses	277	2,464	11.2%	10.8%	10.6%	9.1%
% of FP17s Relating to Free Repair or Replacements	18	2,464	0.7%	0.5%	0.6%	0.8%
% of FP17s Relating to Continuations	31	2,464	1.3%	0.9%	0.9%	1.3%
% of Patients satisfied with the dentistry they have received	2	2	N/A	89.2%	90.2%	93.2%
% of Patients satisfied with the time they had to wait for an appointment	2	2	N/A	81.5%	83.8%	89.0%

* This is based on patients treated on this contract for their most recent course of treatment. Figures in italics indicate the base number of FP17s or Patient Questionnaire responses are less than 100. N/A is shown where the base number of responses is less than 10 during the period. % is calculated as Quantity/Base number*100

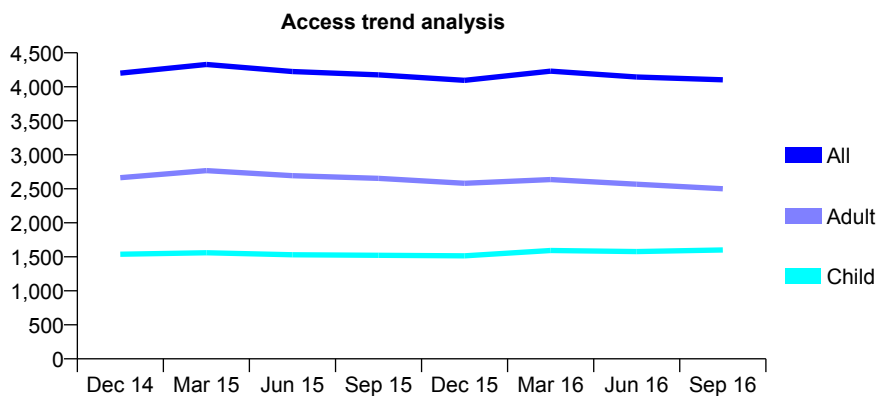
Q61 - Vital Signs At a Glance Contract Report for 578738/0001 - September 2016

Name or company name	MR OF ABBAS
Contract type name	GDS Contract
Purpose of contract	General
Contract start date	01/04/2006
Contract end date	

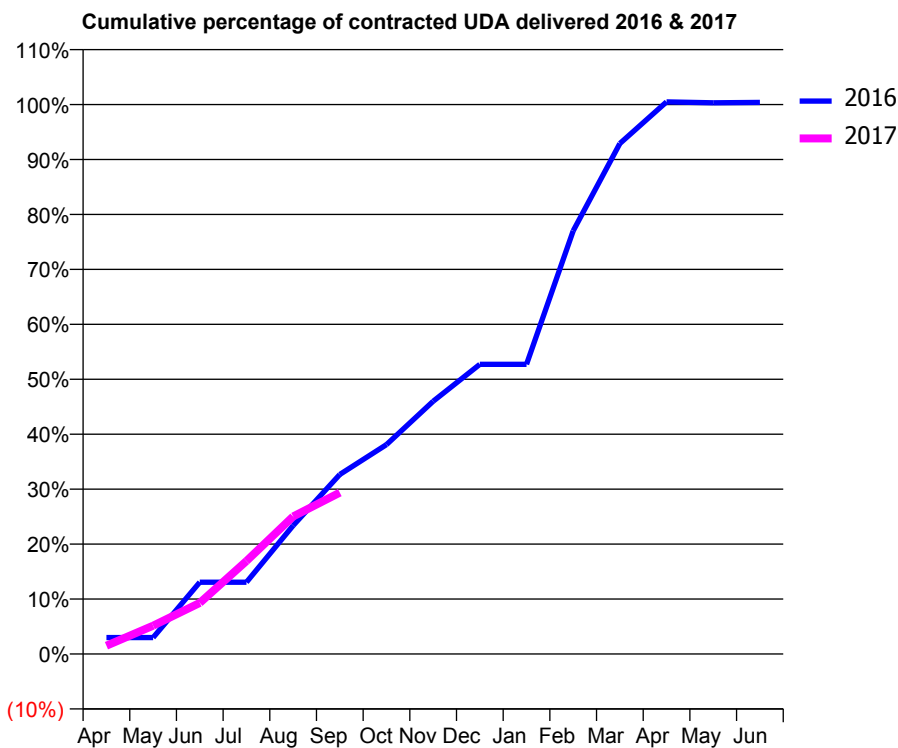
16/17 Contracted general activity (UDA)	14,007
Carry forward general activity (UDA)	-52
16/17 Contracted orthodontic activity (UOA)	0
Carry forward orthodontic activity (UOA)	0
Baseline contract value	£362,614.70

ACCESS*

Patients seen in 24 months	Total	Change since previous quarter
Quarter ending September 2015	4,176	
Quarter ending December 2015	4,096	↓
Quarter ending March 2016	4,231	↑
Quarter ending June 2016	4,144	↓
Quarter ending September 2016	4,102	↓
Variance since September 2015	(1.8%)	↓



ACTIVITY



Month	Adjusted Scheduled Activity (UDA)	
	2016	2017
April	419	213
May	419	723
June	1,832	1,304
July	1,832	2,372
August	3,274	3,506
September	4,577	4,115
October	5,339	
November	6,441	
December	7,383	
January	7,383	
February	10,787	
March	13,012	
April	14,072	
May	14,050	
June	14,059	

QUALITY

	Quantity	Base Number	Contract	AT	Region	England
% of FP17s for the same patient ID Re-attending within 3 months - Children	44	772	5.7%	11.2%	11.8%	12.4%
% of FP17s for the same patient ID Re-attending within 3 months - Adults	76	976	7.8%	16.3%	17.1%	16.7%
% of FP17s for the same patient ID Re-attending between 3 & 9 months - Children	314	772	40.7%	41.5%	45.8%	57.4%
% of FP17s for the same patient ID Re-attending between 3 & 9 months - Adults	306	976	31.4%	35.0%	37.6%	50.5%
% of FP17s for Band 1 Urgent Courses	96	1,482	6.5%	10.8%	10.6%	9.1%
% of FP17s Relating to Free Repair or Replacements	3	1,482	0.2%	0.5%	0.6%	0.8%
% of FP17s Relating to Continuations	2	1,482	0.1%	0.9%	0.9%	1.3%
% of Patients satisfied with the dentistry they have received	1	1	N/A	89.2%	90.2%	93.2%
% of Patients satisfied with the time they had to wait for an appointment	1	1	N/A	81.5%	83.8%	89.0%

* This is based on patients treated on this contract for their most recent course of treatment. Figures in italics indicate the base number of FP17s or Patient Questionnaire responses are less than 100. N/A is shown where the base number of responses is less than 10 during the period. % is calculated as Quantity/Base number*100

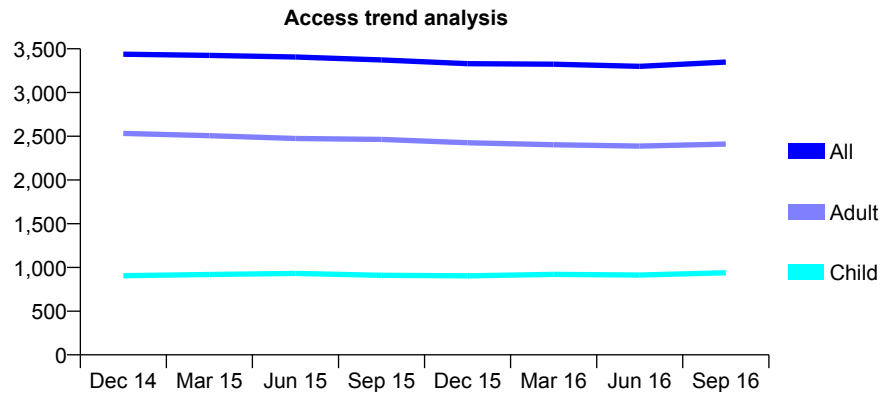
Q61 - Vital Signs At a Glance Contract Report for 578991/0001 - September 2016

Name or company name	MR TS DEO
Contract type name	GDS Contract
Purpose of contract	General
Contract start date	01/04/2006
Contract end date	

16/17 Contracted general activity (UDA)	10,649
Carry forward general activity (UDA)	-84
16/17 Contracted orthodontic activity (UOA)	0
Carry forward orthodontic activity (UOA)	0
Baseline contract value	£347,476.37

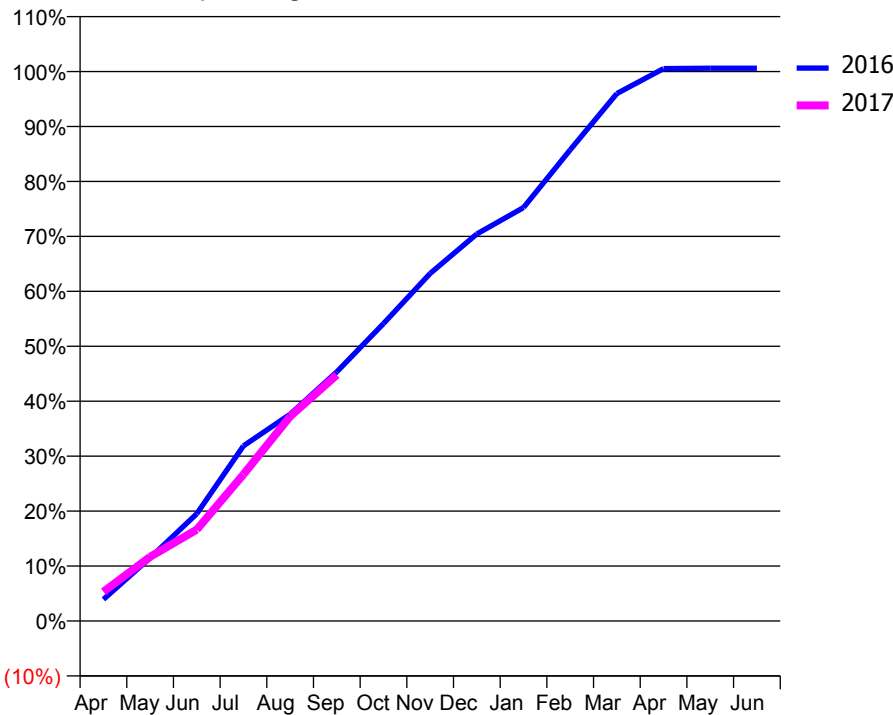
ACCESS*

Patients seen in 24 months	Total	Change since previous quarter
Quarter ending September 2015	3,373	
Quarter ending December 2015	3,330	↓
Quarter ending March 2016	3,324	→
Quarter ending June 2016	3,299	→
Quarter ending September 2016	3,348	→
Variance since September 2015	(0.7%)	→



ACTIVITY

Cumulative percentage of contracted UDA delivered 2016 & 2017



Month	Adjusted Scheduled Activity (UDA)	
	2016	2017
April	420	568
May	1,224	1,244
June	2,078	1,772
July	3,395	2,842
August	4,008	3,966
September	4,828	4,770
October	5,765	
November	6,735	
December	7,501	
January	8,013	
February	9,131	
March	10,222	
April	10,705	
May	10,714	
June	10,712	

QUALITY

	Quantity	Base Number	Contract	AT	Region	England
% of FP17s for the same patient ID Re-attending within 3 months - Children	57	637	8.9%	11.2%	11.8%	12.4%
% of FP17s for the same patient ID Re-attending within 3 months - Adults	250	1,520	16.4%	16.3%	17.1%	16.7%
% of FP17s for the same patient ID Re-attending between 3 & 9 months - Children	279	637	43.8%	41.5%	45.8%	57.4%
% of FP17s for the same patient ID Re-attending between 3 & 9 months - Adults	615	1,520	40.5%	35.0%	37.6%	50.5%
% of FP17s for Band 1 Urgent Courses	264	1,970	13.4%	10.8%	10.6%	9.1%
% of FP17s Relating to Free Repair or Replacements	14	1,970	0.7%	0.5%	0.6%	0.8%
% of FP17s Relating to Continuations	2	1,970	0.1%	0.9%	0.9%	1.3%
% of Patients satisfied with the dentistry they have received	2	2	N/A	89.2%	90.2%	93.2%
% of Patients satisfied with the time they had to wait for an appointment	2	2	N/A	81.5%	83.8%	89.0%

* This is based on patients treated on this contract for their most recent course of treatment. Figures in italics indicate the base number of FP17s or Patient Questionnaire responses are less than 100. N/A is shown where the base number of responses is less than 10 during the period. % is calculated as Quantity/Base number*100

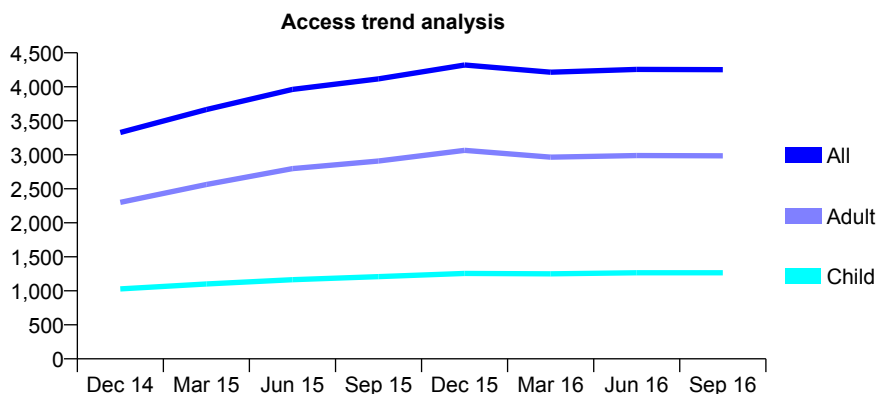
Q61 - Vital Signs At a Glance Contract Report for 607703/0001 - September 2016

Name or company name	MR R PATEL
Contract type name	GDS Contract
Purpose of contract	General
Contract start date	01/08/2013
Contract end date	

16/17 Contracted general activity (UDA)	9,343
Carry forward general activity (UDA)	0
16/17 Contracted orthodontic activity (UOA)	0
Carry forward orthodontic activity (UOA)	0
Baseline contract value	£232,964.60

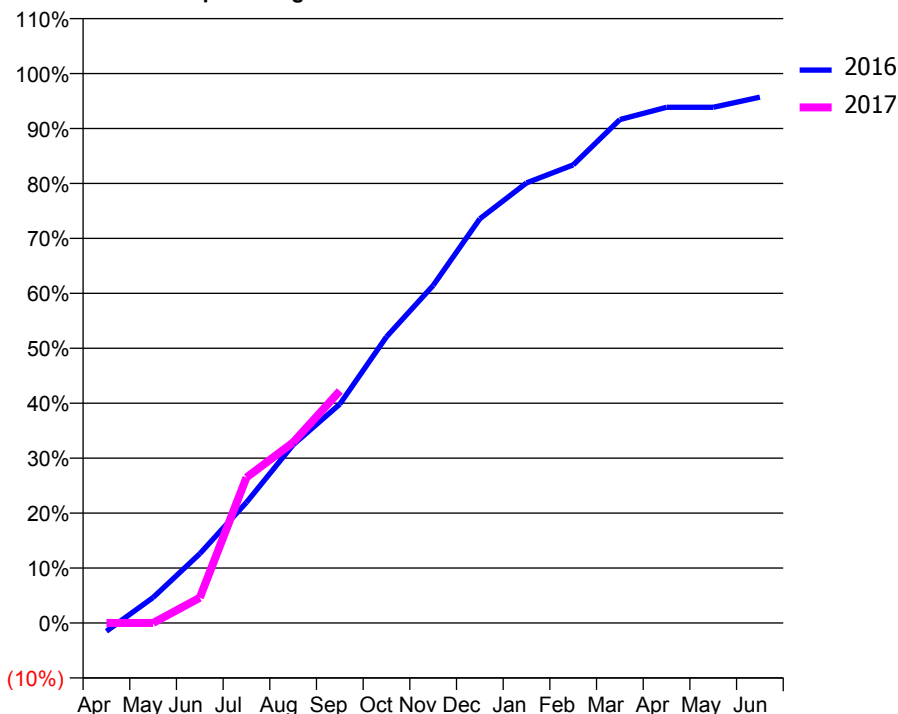
ACCESS*

Patients seen in 24 months	Total	Change since previous quarter
Quarter ending September 2015	4,117	
Quarter ending December 2015	4,321	↑
Quarter ending March 2016	4,215	↓
Quarter ending June 2016	4,255	→
Quarter ending September 2016	4,251	→
Variance since September 2015	3.3%	↑



ACTIVITY

Cumulative percentage of contracted UDA delivered 2016 & 2017



Month	Adjusted Scheduled Activity (UDA)	
	2016	2017
April	-142	0
May	434	0
June	1,177	429
July	2,050	2,475
August	3,030	3,071
September	3,721	3,946
October	4,866	
November	5,739	
December	6,873	
January	7,484	
February	7,789	
March	8,560	
April	8,769	
May	8,769	
June	8,941	

QUALITY

	Quantity	Base Number	Contract	AT	Region	England
% of FP17s for the same patient ID Re-attending within 3 months - Children	73	850	8.6%	11.2%	11.8%	12.4%
% of FP17s for the same patient ID Re-attending within 3 months - Adults	205	1,453	14.1%	16.3%	17.1%	16.7%
% of FP17s for the same patient ID Re-attending between 3 & 9 months - Children	418	850	49.2%	41.5%	45.8%	57.4%
% of FP17s for the same patient ID Re-attending between 3 & 9 months - Adults	489	1,453	33.7%	35.0%	37.6%	50.5%
% of FP17s for Band 1 Urgent Courses	258	2,110	12.2%	10.8%	10.6%	9.1%
% of FP17s Relating to Free Repair or Replacements	5	2,110	0.2%	0.5%	0.6%	0.8%
% of FP17s Relating to Continuations	5	2,110	0.2%	0.9%	0.9%	1.3%
% of Patients satisfied with the dentistry they have received	1	1	N/A	89.2%	90.2%	93.2%
% of Patients satisfied with the time they had to wait for an appointment	1	1	N/A	81.5%	83.8%	89.0%

* This is based on patients treated on this contract for their most recent course of treatment. Figures in italics indicate the base number of FP17s or Patient Questionnaire responses are less than 100. N/A is shown where the base number of responses is less than 10 during the period. % is calculated as Quantity/Base number*100

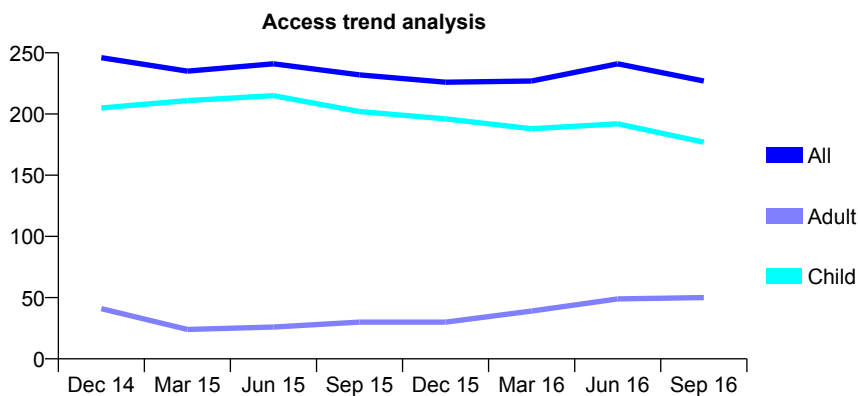
Q61 - Vital Signs At a Glance Contract Report for 629839/0001 - September 2016

Name or company name	MRS AJ SHAUL
Contract type name	GDS Contract
Purpose of contract	General
Contract start date	01/04/2006
Contract end date	

16/17 Contracted general activity (UDA)	320
Carry forward general activity (UDA)	2
16/17 Contracted orthodontic activity (UOA)	0
Carry forward orthodontic activity (UOA)	0
Baseline contract value	£8,718.56

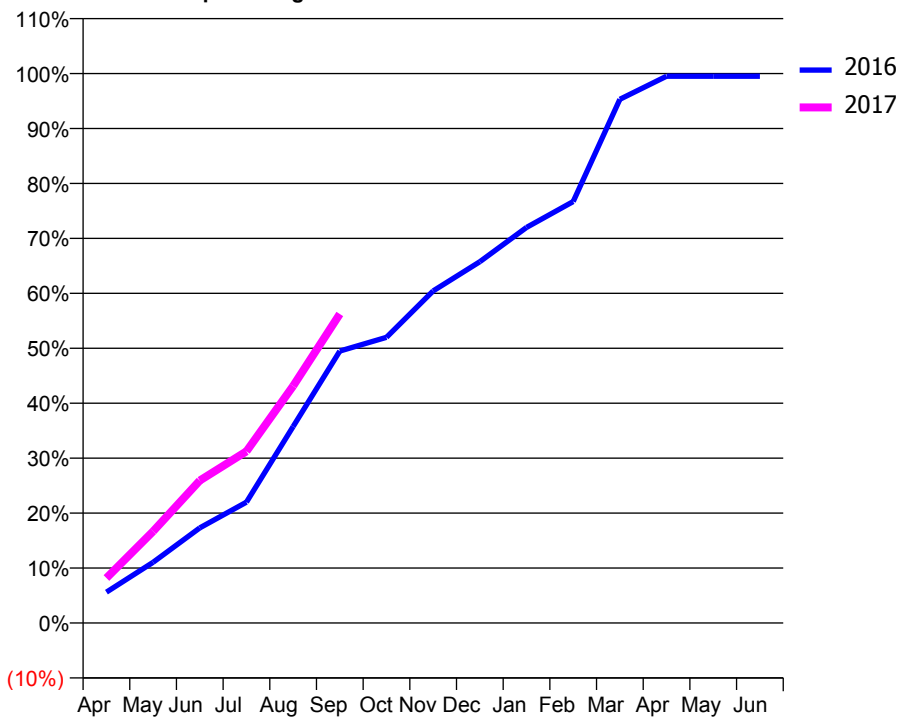
ACCESS*

Patients seen in 24 months	Total	Change since previous quarter
Quarter ending September 2015	232	
Quarter ending December 2015	226	↓
Quarter ending March 2016	227	→
Quarter ending June 2016	241	↑
Quarter ending September 2016	227	↓
Variance since September 2015	(2.2%)	↓



ACTIVITY

Cumulative percentage of contracted UDA delivered 2016 & 2017



Adjusted Scheduled Activity (UDA)

Month	2016	2017
April	18	26
May	35	53
June	55	83
July	70	100
August	114	138
September	158	180
October	166	
November	193	
December	210	
January	230	
February	245	
March	305	
April	318	
May	318	
June	318	

QUALITY

	Quantity	Base Number	Contract	AT	Region	England
% of FP17s for the same patient ID Re-attending within 3 months - Children	8	149	5.4%	11.2%	11.8%	12.4%
% of FP17s for the same patient ID Re-attending within 3 months - Adults	6	39	15.4%	16.3%	17.1%	16.7%
% of FP17s for the same patient ID Re-attending between 3 & 9 months - Children	101	149	67.8%	41.5%	45.8%	57.4%
% of FP17s for the same patient ID Re-attending between 3 & 9 months - Adults	13	39	33.3%	35.0%	37.6%	50.5%
% of FP17s for Band 1 Urgent Courses	25	175	14.3%	10.8%	10.6%	9.1%
% of FP17s Relating to Free Repair or Replacements	0	175	0.0%	0.5%	0.6%	0.8%
% of FP17s Relating to Continuations	0	175	0.0%	0.9%	0.9%	1.3%
% of Patients satisfied with the dentistry they have received	0	0	N/A	89.2%	90.2%	93.2%
% of Patients satisfied with the time they had to wait for an appointment	0	0	N/A	81.5%	83.8%	89.0%

* This is based on patients treated on this contract for their most recent course of treatment. Figures in italics indicate the base number of FP17s or Patient Questionnaire responses are less than 100. N/A is shown where the base number of responses is less than 10 during the period. % is calculated as Quantity/Base number*100

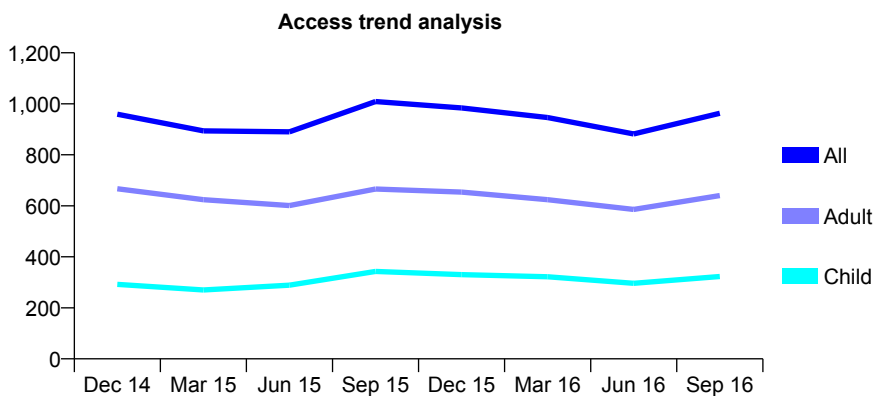
Q61 - Vital Signs At a Glance Contract Report for 630195/0001 - September 2016

Name or company name	MR M SPENCER BROWN
Contract type name	GDS Contract
Purpose of contract	General
Contract start date	01/04/2006
Contract end date	

16/17 Contracted general activity (UDA)	3,341
Carry forward general activity (UDA)	0
16/17 Contracted orthodontic activity (UOA)	0
Carry forward orthodontic activity (UOA)	0
Baseline contract value	£127,358.95

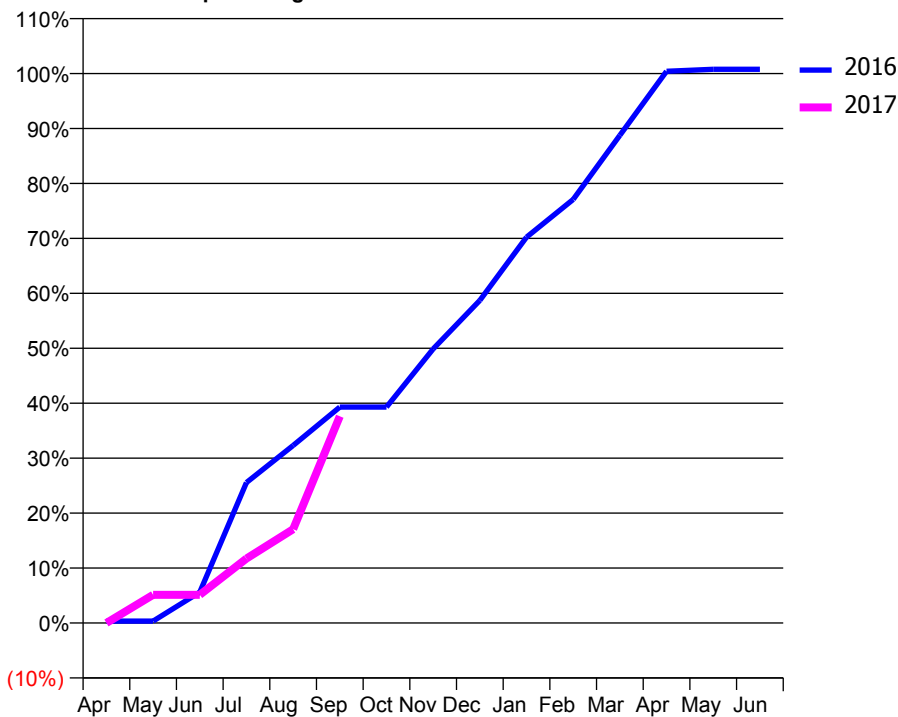
ACCESS*

Patients seen in 24 months	Total	Change since previous quarter
Quarter ending September 2015	1,009	
Quarter ending December 2015	984	↓
Quarter ending March 2016	946	↓
Quarter ending June 2016	882	↓
Quarter ending September 2016	963	↑
Variance since September 2015	(4.6%)	↓



ACTIVITY

Cumulative percentage of contracted UDA delivered 2016 & 2017



Adjusted Scheduled Activity (UDA)

Month	2016	2017
April	12	0
May	12	171
June	187	171
July	854	392
August	1,079	570
September	1,313	1,257
October	1,313	
November	1,667	
December	1,962	
January	2,346	
February	2,575	
March	2,965	
April	3,355	
May	3,367	
June	3,367	

QUALITY

	Quantity	Base Number	Contract	AT	Region	England
% of FP17s for the same patient ID Re-attending within 3 months - Children	3	117	2.6%	11.2%	11.8%	12.4%
% of FP17s for the same patient ID Re-attending within 3 months - Adults	33	286	11.5%	16.3%	17.1%	16.7%
% of FP17s for the same patient ID Re-attending between 3 & 9 months - Children	22	117	18.8%	41.5%	45.8%	57.4%
% of FP17s for the same patient ID Re-attending between 3 & 9 months - Adults	80	286	28.0%	35.0%	37.6%	50.5%
% of FP17s for Band 1 Urgent Courses	30	339	8.8%	10.8%	10.6%	9.1%
% of FP17s Relating to Free Repair or Replacements	0	339	0.0%	0.5%	0.6%	0.8%
% of FP17s Relating to Continuations	0	339	0.0%	0.9%	0.9%	1.3%
% of Patients satisfied with the dentistry they have received	0	0	N/A	89.2%	90.2%	93.2%
% of Patients satisfied with the time they had to wait for an appointment	0	0	N/A	81.5%	83.8%	89.0%

* This is based on patients treated on this contract for their most recent course of treatment. Figures in italics indicate the base number of FP17s or Patient Questionnaire responses are less than 100. N/A is shown where the base number of responses is less than 10 during the period. % is calculated as Quantity/Base number*100

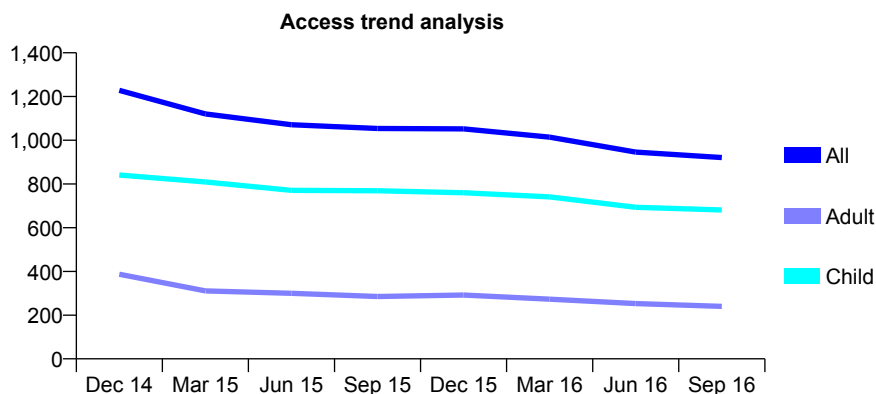
Q61 - Vital Signs At a Glance Contract Report for 642576/0001 - September 2016

Name or company name	MR CA HAWKES
Contract type name	GDS Contract
Purpose of contract	General
Contract start date	01/04/2006
Contract end date	

16/17 Contracted general activity (UDA)	1,500
Carry forward general activity (UDA)	0
16/17 Contracted orthodontic activity (UOA)	0
Carry forward orthodontic activity (UOA)	0
Baseline contract value	£35,044.05

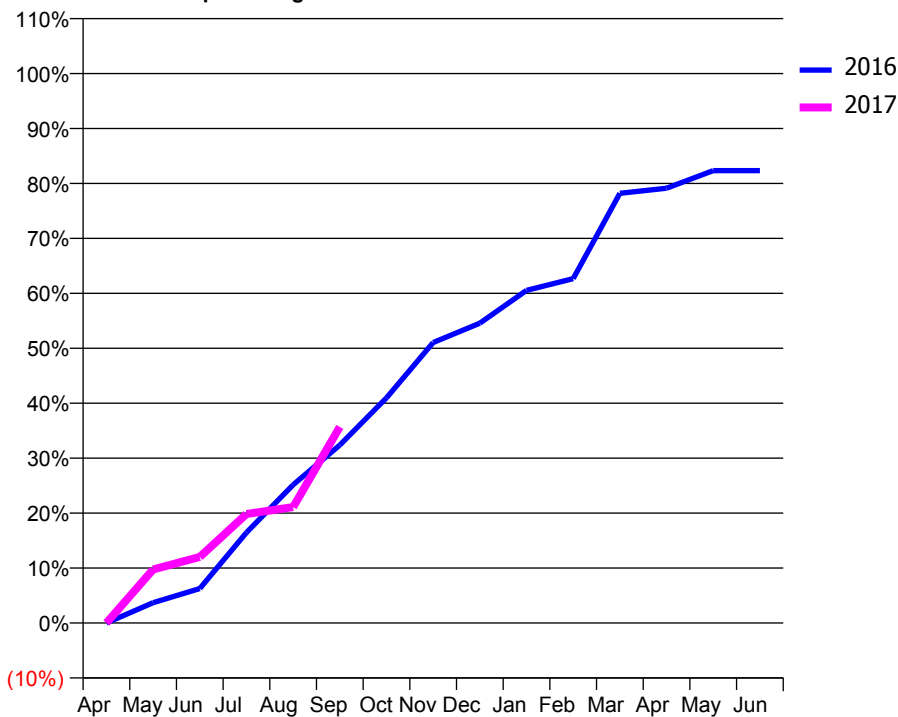
ACCESS*

Patients seen in 24 months	Total	Change since previous quarter
Quarter ending September 2015	1,054	
Quarter ending December 2015	1,052	→
Quarter ending March 2016	1,014	↓
Quarter ending June 2016	946	↓
Quarter ending September 2016	921	↓
Variance since September 2015	(12.6%)	↓



ACTIVITY

Cumulative percentage of contracted UDA delivered 2016 & 2017



Month	Adjusted Scheduled Activity (UDA)	
	2016	2017
April	0	0
May	56	146
June	94	180
July	247	297
August	377	316
September	486	535
October	615	
November	766	
December	819	
January	908	
February	940	
March	1,173	
April	1,187	
May	1,235	
June	1,235	

QUALITY

	Quantity	Base Number	Contract	AT	Region	England
% of FP17s for the same patient ID Re-attending within 3 months - Children	14	316	4.4%	11.2%	11.8%	12.4%
% of FP17s for the same patient ID Re-attending within 3 months - Adults	3	63	4.8%	16.3%	17.1%	16.7%
% of FP17s for the same patient ID Re-attending between 3 & 9 months - Children	88	316	27.8%	41.5%	45.8%	57.4%
% of FP17s for the same patient ID Re-attending between 3 & 9 months - Adults	13	63	20.6%	35.0%	37.6%	50.5%
% of FP17s for Band 1 Urgent Courses	2	339	0.6%	10.8%	10.6%	9.1%
% of FP17s Relating to Free Repair or Replacements	0	339	0.0%	0.5%	0.6%	0.8%
% of FP17s Relating to Continuations	0	339	0.0%	0.9%	0.9%	1.3%
% of Patients satisfied with the dentistry they have received	0	0	N/A	89.2%	90.2%	93.2%
% of Patients satisfied with the time they had to wait for an appointment	0	0	N/A	81.5%	83.8%	89.0%

* This is based on patients treated on this contract for their most recent course of treatment. Figures in italics indicate the base number of FP17s or Patient Questionnaire responses are less than 100. N/A is shown where the base number of responses is less than 10 during the period. % is calculated as Quantity/Base number*100

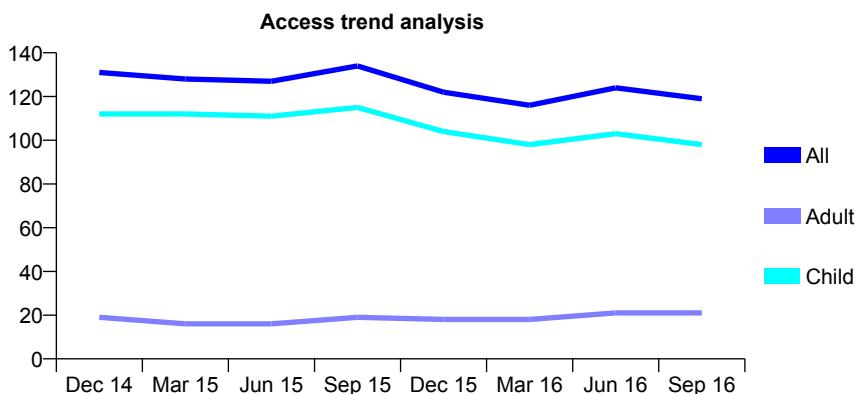
Q61 - Vital Signs At a Glance Contract Report for 643025/0001 - September 2016

Name or company name	MR PC VASWANI
Contract type name	GDS Contract
Purpose of contract	General
Contract start date	01/04/2006
Contract end date	

16/17 Contracted general activity (UDA)	260
Carry forward general activity (UDA)	0
16/17 Contracted orthodontic activity (UOA)	0
Carry forward orthodontic activity (UOA)	0
Baseline contract value	£5,822.57

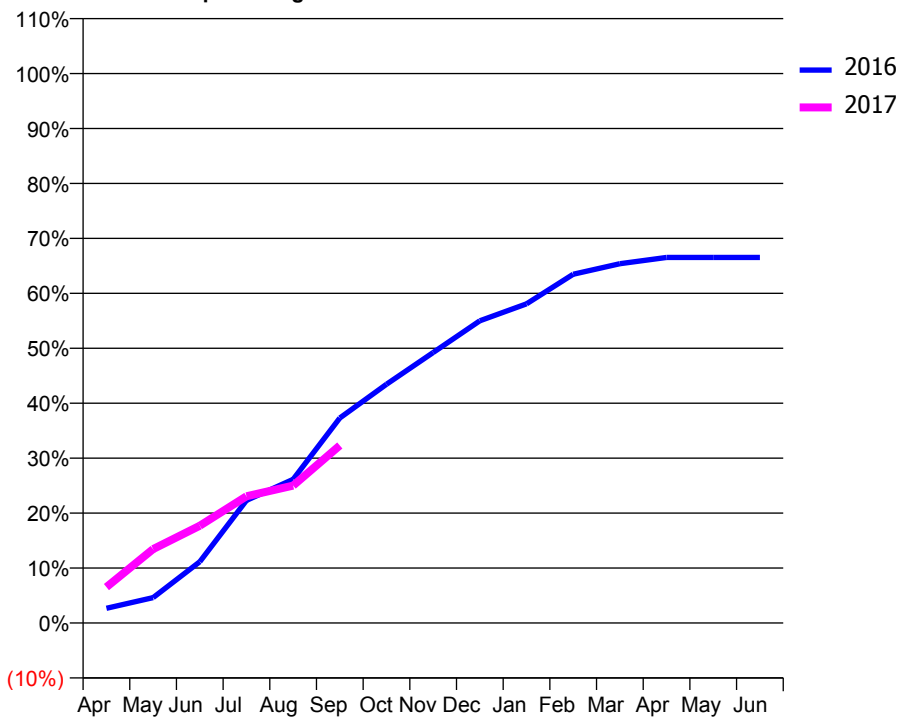
ACCESS*

Patients seen in 24 months	Total	Change since previous quarter
Quarter ending September 2015	134	
Quarter ending December 2015	122	↓
Quarter ending March 2016	116	↓
Quarter ending June 2016	124	↑
Quarter ending September 2016	119	↓
Variance since September 2015	(11.2%)	↓



ACTIVITY

Cumulative percentage of contracted UDA delivered 2016 & 2017



Month	Adjusted Scheduled Activity (UDA)	
	2016	2017
April	7	17
May	12	35
June	29	46
July	58	60
August	68	65
September	97	84
October	113	
November	128	
December	143	
January	151	
February	165	
March	170	
April	173	
May	173	
June	173	

QUALITY

	Quantity	Base Number	Contract	AT	Region	England
% of FP17s for the same patient ID Re-attending within 3 months - Children	1	67	1.5%	11.2%	11.8%	12.4%
% of FP17s for the same patient ID Re-attending within 3 months - Adults	0	2	0.0%	16.3%	17.1%	16.7%
% of FP17s for the same patient ID Re-attending between 3 & 9 months - Children	28	67	41.8%	41.5%	45.8%	57.4%
% of FP17s for the same patient ID Re-attending between 3 & 9 months - Adults	1	2	50.0%	35.0%	37.6%	50.5%
% of FP17s for Band 1 Urgent Courses	0	66	0.0%	10.8%	10.6%	9.1%
% of FP17s Relating to Free Repair or Replacements	0	66	0.0%	0.5%	0.6%	0.8%
% of FP17s Relating to Continuations	0	66	0.0%	0.9%	0.9%	1.3%
% of Patients satisfied with the dentistry they have received	0	0	N/A	89.2%	90.2%	93.2%
% of Patients satisfied with the time they had to wait for an appointment	0	0	N/A	81.5%	83.8%	89.0%

* This is based on patients treated on this contract for their most recent course of treatment. Figures in italics indicate the base number of FP17s or Patient Questionnaire responses are less than 100. N/A is shown where the base number of responses is less than 10 during the period. % is calculated as Quantity/Base number*100

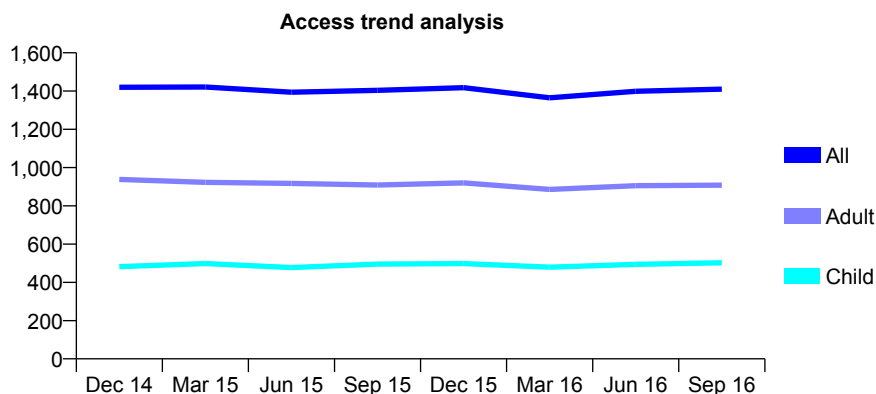
Q61 - Vital Signs At a Glance Contract Report for 643513/0001 - September 2016

Name or company name	MR JB RAVAL
Contract type name	GDS Contract
Purpose of contract	General
Contract start date	01/04/2006
Contract end date	

16/17 Contracted general activity (UDA)	6,014
Carry forward general activity (UDA)	-120
16/17 Contracted orthodontic activity (UOA)	0
Carry forward orthodontic activity (UOA)	0
Baseline contract value	£188,578.29

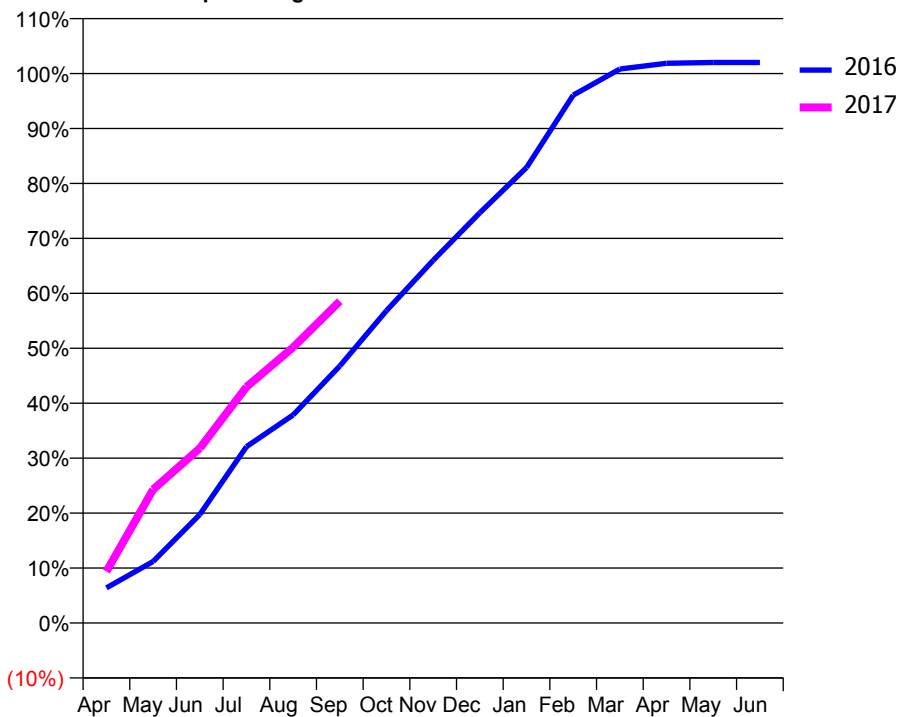
ACCESS*

Patients seen in 24 months	Total	Change since previous quarter
Quarter ending September 2015	1,404	
Quarter ending December 2015	1,418	→
Quarter ending March 2016	1,365	↓
Quarter ending June 2016	1,399	↑
Quarter ending September 2016	1,410	→
Variance since September 2015	0.4%	→



ACTIVITY

Cumulative percentage of contracted UDA delivered 2016 & 2017



Month	Adjusted Scheduled Activity (UDA)	
	2016	2017
April	385	563
May	674	1,461
June	1,188	1,913
July	1,931	2,585
August	2,278	3,017
September	2,813	3,523
October	3,418	
November	3,969	
December	4,490	
January	4,985	
February	5,777	
March	6,063	
April	6,126	
May	6,134	
June	6,134	

QUALITY

	Quantity	Base Number	Contract	AT	Region	England
% of FP17s for the same patient ID Re-attending within 3 months - Children	19	358	5.3%	11.2%	11.8%	12.4%
% of FP17s for the same patient ID Re-attending within 3 months - Adults	44	589	7.5%	16.3%	17.1%	16.7%
% of FP17s for the same patient ID Re-attending between 3 & 9 months - Children	198	358	55.3%	41.5%	45.8%	57.4%
% of FP17s for the same patient ID Re-attending between 3 & 9 months - Adults	277	589	47.0%	35.0%	37.6%	50.5%
% of FP17s for Band 1 Urgent Courses	44	909	4.8%	10.8%	10.6%	9.1%
% of FP17s Relating to Free Repair or Replacements	0	909	0.0%	0.5%	0.6%	0.8%
% of FP17s Relating to Continuations	0	909	0.0%	0.9%	0.9%	1.3%
% of Patients satisfied with the dentistry they have received	1	1	N/A	89.2%	90.2%	93.2%
% of Patients satisfied with the time they had to wait for an appointment	0	1	N/A	81.5%	83.8%	89.0%

* This is based on patients treated on this contract for their most recent course of treatment. Figures in italics indicate the base number of FP17s or Patient Questionnaire responses are less than 100. N/A is shown where the base number of responses is less than 10 during the period. % is calculated as Quantity/Base number*100

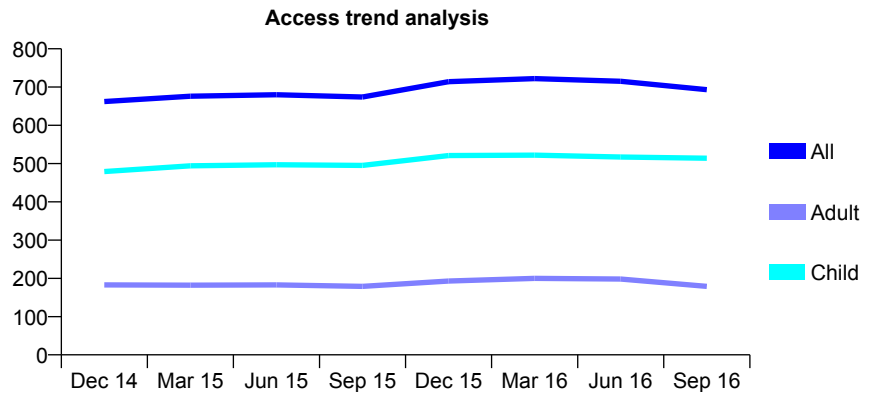
Q61 - Vital Signs At a Glance Contract Report for 644889/0001 - September 2016

Name or company name	MR C RISOLI
Contract type name	GDS Contract
Purpose of contract	General
Contract start date	01/04/2006
Contract end date	

16/17 Contracted general activity (UDA)	1,488
Carry forward general activity (UDA)	0
16/17 Contracted orthodontic activity (UOA)	0
Carry forward orthodontic activity (UOA)	0
Baseline contract value	£50,694.10

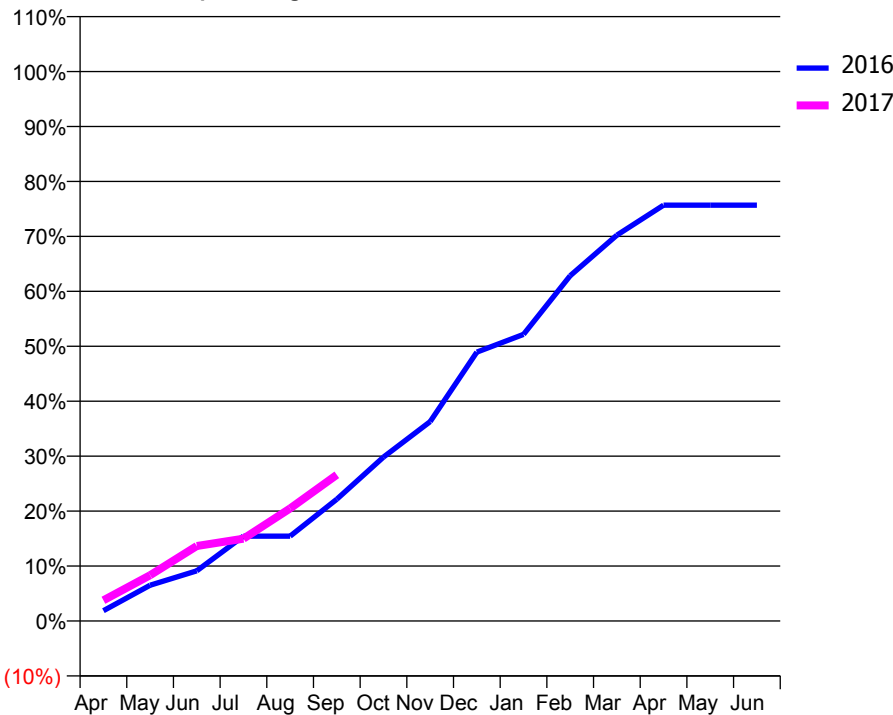
ACCESS*

Patients seen in 24 months	Total	Change since previous quarter
Quarter ending September 2015	674	
Quarter ending December 2015	714	↑
Quarter ending March 2016	722	→
Quarter ending June 2016	715	→
Quarter ending September 2016	693	↓
Variance since September 2015	2.8%	↑



ACTIVITY

Cumulative percentage of contracted UDA delivered 2016 & 2017



Month	Adjusted Scheduled Activity (UDA)	
	2016	2017
April	28	56
May	97	124
June	136	203
July	230	223
August	230	305
September	330	396
October	444	
November	540	
December	728	
January	776	
February	935	
March	1,045	
April	1,126	
May	1,126	
June	1,126	

QUALITY

	Quantity	Base Number	Contract	AT	Region	England
% of FP17s for the same patient ID Re-attending within 3 months - Children	17	282	6.0%	11.2%	11.8%	12.4%
% of FP17s for the same patient ID Re-attending within 3 months - Adults	1	50	2.0%	16.3%	17.1%	16.7%
% of FP17s for the same patient ID Re-attending between 3 & 9 months - Children	116	282	41.1%	41.5%	45.8%	57.4%
% of FP17s for the same patient ID Re-attending between 3 & 9 months - Adults	18	50	36.0%	35.0%	37.6%	50.5%
% of FP17s for Band 1 Urgent Courses	0	292	0.0%	10.8%	10.6%	9.1%
% of FP17s Relating to Free Repair or Replacements	0	292	0.0%	0.5%	0.6%	0.8%
% of FP17s Relating to Continuations	2	292	0.7%	0.9%	0.9%	1.3%
% of Patients satisfied with the dentistry they have received	0	0	N/A	89.2%	90.2%	93.2%
% of Patients satisfied with the time they had to wait for an appointment	0	0	N/A	81.5%	83.8%	89.0%

* This is based on patients treated on this contract for their most recent course of treatment. Figures in italics indicate the base number of FP17s or Patient Questionnaire responses are less than 100. N/A is shown where the base number of responses is less than 10 during the period. % is calculated as Quantity/Base number*100

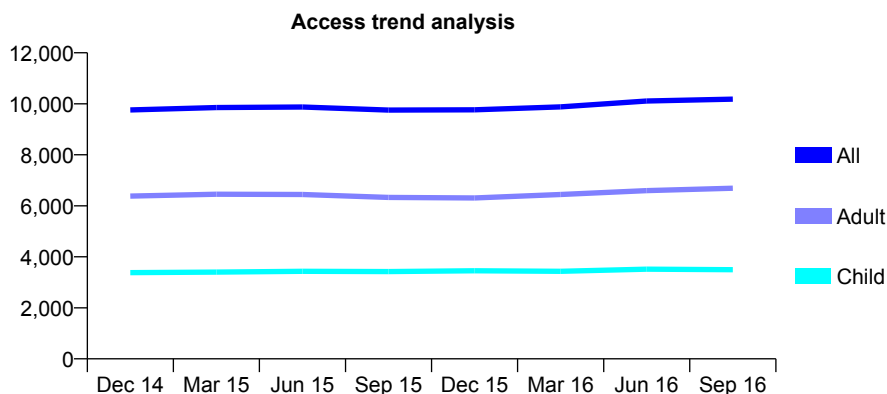
Q61 - Vital Signs At a Glance Contract Report for 650242/0001 - September 2016

Name or company name	MR H SHAH
Contract type name	GDS Contract
Purpose of contract	General and Orthodontic
Contract start date	01/04/2006
Contract end date	

16/17 Contracted general activity (UDA)	27,477
Carry forward general activity (UDA)	-13
16/17 Contracted orthodontic activity (UOA)	1,314
Carry forward orthodontic activity (UOA)	-19
Baseline contract value	£886,923.03

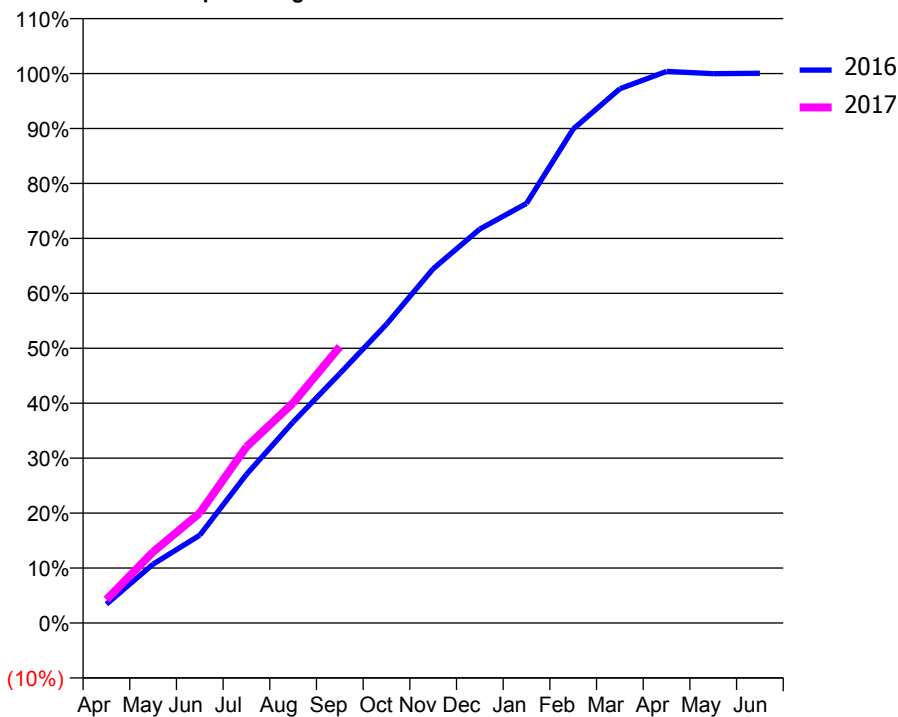
ACCESS*

Patients seen in 24 months	Total	Change since previous quarter
Quarter ending September 2015	9,754	
Quarter ending December 2015	9,763	→
Quarter ending March 2016	9,879	→
Quarter ending June 2016	10,112	↑
Quarter ending September 2016	10,182	→
Variance since September 2015	4.4%	↑



ACTIVITY

Cumulative percentage of contracted UDA delivered 2016 & 2017



Adjusted Scheduled Activity (UDA)

Month	2016	2017
April	944	1,168
May	2,944	3,556
June	4,393	5,501
July	7,432	8,810
August	10,052	11,003
September	12,474	13,822
October	14,939	
November	17,711	
December	19,697	
January	20,983	
February	24,701	
March	26,715	
April	27,584	
May	27,470	
June	27,490	

QUALITY

	Quantity	Base Number	Contract	AT	Region	England
% of FP17s for the same patient ID Re-attending within 3 months - Children	297	2,194	13.5%	11.2%	11.8%	12.4%
% of FP17s for the same patient ID Re-attending within 3 months - Adults	401	3,112	12.9%	16.3%	17.1%	16.7%
% of FP17s for the same patient ID Re-attending between 3 & 9 months - Children	632	2,194	28.8%	41.5%	45.8%	57.4%
% of FP17s for the same patient ID Re-attending between 3 & 9 months - Adults	760	3,112	24.4%	35.0%	37.6%	50.5%
% of FP17s for Band 1 Urgent Courses	611	4,450	13.7%	10.8%	10.6%	9.1%
% of FP17s Relating to Free Repair or Replacements	28	4,450	0.6%	0.5%	0.6%	0.8%
% of FP17s Relating to Continuations	19	4,450	0.4%	0.9%	0.9%	1.3%
% of Patients satisfied with the dentistry they have received	3	4	N/A	89.2%	90.2%	93.2%
% of Patients satisfied with the time they had to wait for an appointment	2	4	N/A	81.5%	83.8%	89.0%

* This is based on patients treated on this contract for their most recent course of treatment. Figures in italics indicate the base number of FP17s or Patient Questionnaire responses are less than 100. N/A is shown where the base number of responses is less than 10 during the period. % is calculated as Quantity/Base number*100

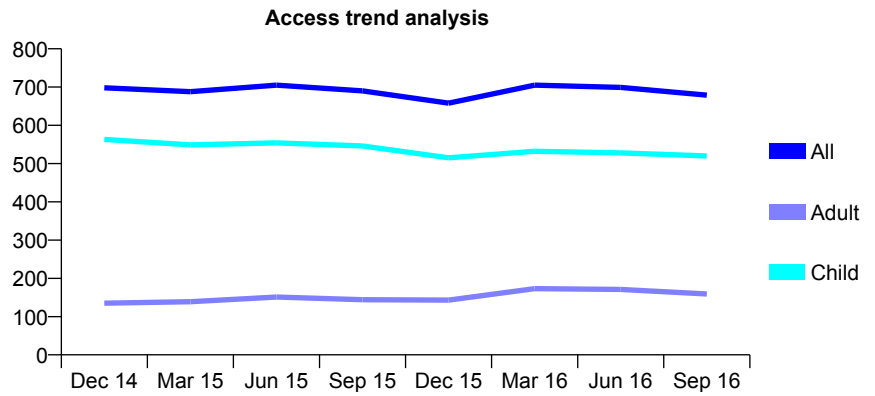
Q61 - Vital Signs At a Glance Contract Report for 650439/0001 - September 2016

Name or company name	MISS F AZIZ
Contract type name	GDS Contract
Purpose of contract	General
Contract start date	01/01/2013
Contract end date	

16/17 Contracted general activity (UDA)	1,461
Carry forward general activity (UDA)	-29
16/17 Contracted orthodontic activity (UOA)	0
Carry forward orthodontic activity (UOA)	0
Baseline contract value	£33,425.98

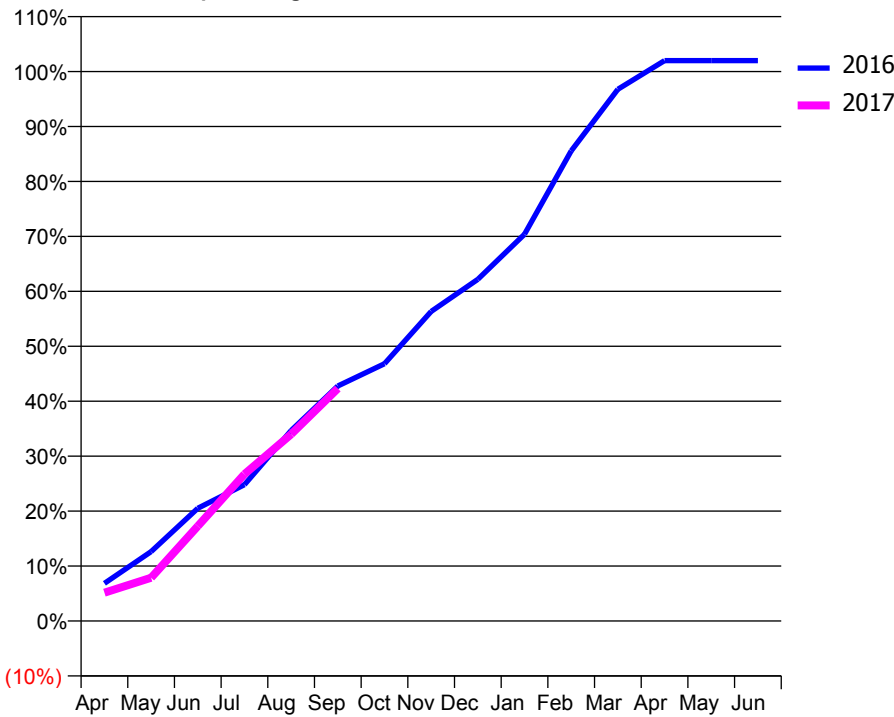
ACCESS*

Patients seen in 24 months	Total	Change since previous quarter
Quarter ending September 2015	690	
Quarter ending December 2015	658	↓
Quarter ending March 2016	705	↑
Quarter ending June 2016	699	→
Quarter ending September 2016	679	↓
Variance since September 2015	(1.6%)	↓



ACTIVITY

Cumulative percentage of contracted UDA delivered 2016 & 2017



Month	Adjusted Scheduled Activity (UDA)	
	2016	2017
April	100	75
May	184	115
June	300	252
July	362	390
August	506	496
September	625	618
October	684	
November	823	
December	908	
January	1,028	
February	1,250	
March	1,414	
April	1,490	
May	1,490	
June	1,490	

QUALITY

	Quantity	Base Number	Contract	AT	Region	England
% of FP17s for the same patient ID Re-attending within 3 months - Children	22	379	5.8%	11.2%	11.8%	12.4%
% of FP17s for the same patient ID Re-attending within 3 months - Adults	9	74	12.2%	16.3%	17.1%	16.7%
% of FP17s for the same patient ID Re-attending between 3 & 9 months - Children	228	379	60.2%	41.5%	45.8%	57.4%
% of FP17s for the same patient ID Re-attending between 3 & 9 months - Adults	34	74	45.9%	35.0%	37.6%	50.5%
% of FP17s for Band 1 Urgent Courses	21	418	5.0%	10.8%	10.6%	9.1%
% of FP17s Relating to Free Repair or Replacements	0	418	0.0%	0.5%	0.6%	0.8%
% of FP17s Relating to Continuations	0	418	0.0%	0.9%	0.9%	1.3%
% of Patients satisfied with the dentistry they have received	0	0	N/A	89.2%	90.2%	93.2%
% of Patients satisfied with the time they had to wait for an appointment	0	0	N/A	81.5%	83.8%	89.0%

* This is based on patients treated on this contract for their most recent course of treatment. Figures in italics indicate the base number of FP17s or Patient Questionnaire responses are less than 100. N/A is shown where the base number of responses is less than 10 during the period. % is calculated as Quantity/Base number*100

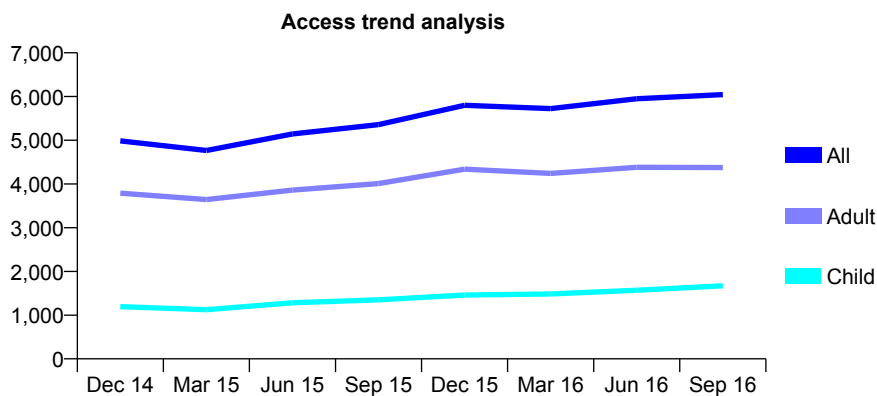
Q61 - Vital Signs At a Glance Contract Report for 650730/0001 - September 2016

Name or company name	MR SS GOLAR
Contract type name	GDS Contract
Purpose of contract	General
Contract start date	01/04/2006
Contract end date	

16/17 Contracted general activity (UDA)	21,524
Carry forward general activity (UDA)	225
16/17 Contracted orthodontic activity (UOA)	0
Carry forward orthodontic activity (UOA)	0
Baseline contract value	£705,085.47

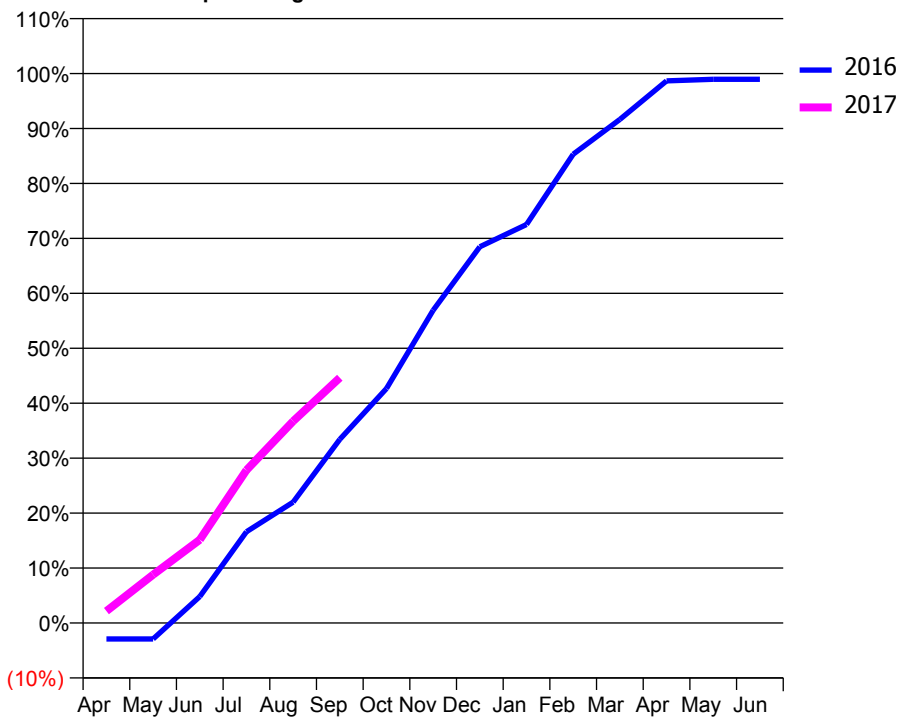
ACCESS*

Patients seen in 24 months	Total	Change since previous quarter
Quarter ending September 2015	5,359	
Quarter ending December 2015	5,799	↑
Quarter ending March 2016	5,724	↓
Quarter ending June 2016	5,949	↑
Quarter ending September 2016	6,044	→
Variance since September 2015	12.8%	↑



ACTIVITY

Cumulative percentage of contracted UDA delivered 2016 & 2017



Month	Adjusted Scheduled Activity (UDA)	
	2016	2017
April	-630	469
May	-630	1,895
June	1,038	3,264
July	3,573	5,987
August	4,736	7,905
September	7,195	9,607
October	9,185	
November	12,253	
December	14,738	
January	15,608	
February	18,360	
March	19,726	
April	21,236	
May	21,297	
June	21,299	

QUALITY

	Quantity	Base Number	Contract	AT	Region	England
% of FP17s for the same patient ID Re-attending within 3 months - Children	90	914	9.8%	11.2%	11.8%	12.4%
% of FP17s for the same patient ID Re-attending within 3 months - Adults	468	2,187	21.4%	16.3%	17.1%	16.7%
% of FP17s for the same patient ID Re-attending between 3 & 9 months - Children	184	914	20.1%	41.5%	45.8%	57.4%
% of FP17s for the same patient ID Re-attending between 3 & 9 months - Adults	468	2,187	21.4%	35.0%	37.6%	50.5%
% of FP17s for Band 1 Urgent Courses	453	2,680	16.9%	10.8%	10.6%	9.1%
% of FP17s Relating to Free Repair or Replacements	9	2,680	0.3%	0.5%	0.6%	0.8%
% of FP17s Relating to Continuations	75	2,680	2.8%	0.9%	0.9%	1.3%
% of Patients satisfied with the dentistry they have received	1	1	N/A	89.2%	90.2%	93.2%
% of Patients satisfied with the time they had to wait for an appointment	1	1	N/A	81.5%	83.8%	89.0%

* This is based on patients treated on this contract for their most recent course of treatment. Figures in italics indicate the base number of FP17s or Patient Questionnaire responses are less than 100. N/A is shown where the base number of responses is less than 10 during the period. % is calculated as Quantity/Base number*100

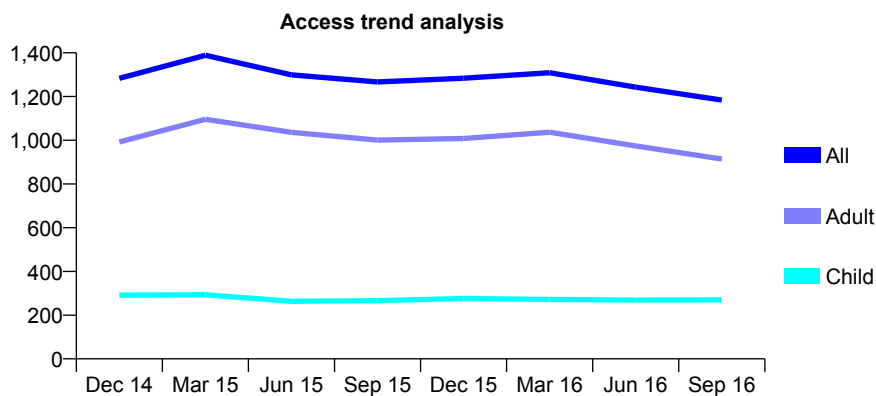
Q61 - Vital Signs At a Glance Contract Report for 656542/0001 - September 2016

Name or company name	MR JS SURDHAR
Contract type name	GDS Contract
Purpose of contract	General
Contract start date	01/04/2006
Contract end date	

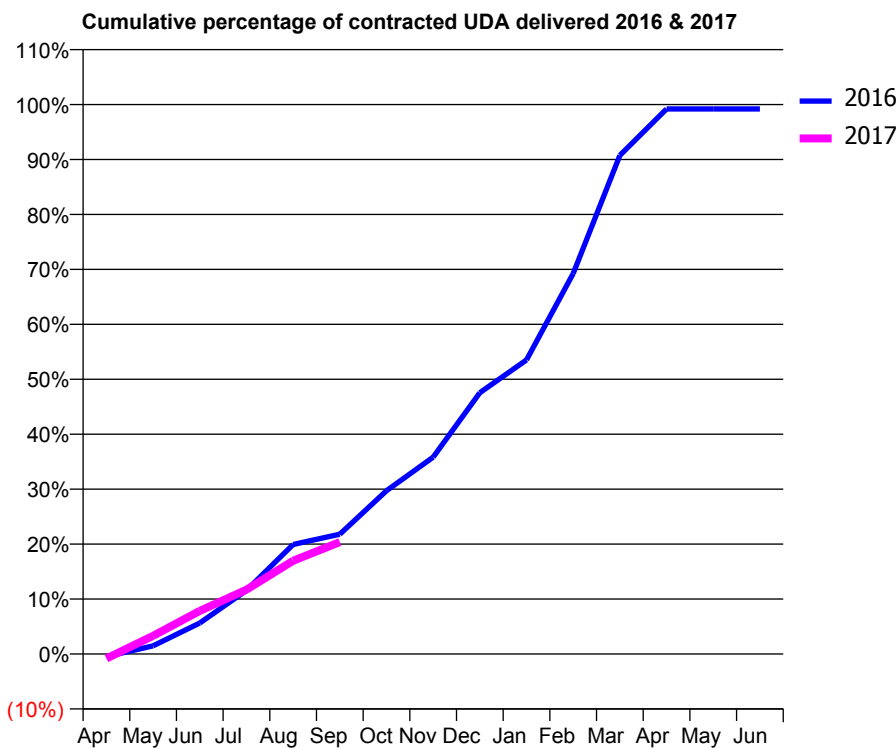
16/17 Contracted general activity (UDA)	3,268
Carry forward general activity (UDA)	27
16/17 Contracted orthodontic activity (UOA)	0
Carry forward orthodontic activity (UOA)	0
Baseline contract value	£112,780.97

ACCESS*

Patients seen in 24 months	Total	Change since previous quarter
Quarter ending September 2015	1,267	
Quarter ending December 2015	1,284	→
Quarter ending March 2016	1,309	→
Quarter ending June 2016	1,243	↓
Quarter ending September 2016	1,184	↓
Variance since September 2015	(6.6%)	↓



ACTIVITY



Month	Adjusted Scheduled Activity (UDA)	
	2016	2017
April	-16	-27
May	49	108
June	185	256
July	379	383
August	652	554
September	712	666
October	971	
November	1,171	
December	1,554	
January	1,749	
February	2,263	
March	2,966	
April	3,241	
May	3,241	
June	3,241	

QUALITY

	Quantity	Base Number	Contract	AT	Region	England
% of FP17s for the same patient ID Re-attending within 3 months - Children	11	119	9.2%	11.2%	11.8%	12.4%
% of FP17s for the same patient ID Re-attending within 3 months - Adults	35	233	15.0%	16.3%	17.1%	16.7%
% of FP17s for the same patient ID Re-attending between 3 & 9 months - Children	29	119	24.4%	41.5%	45.8%	57.4%
% of FP17s for the same patient ID Re-attending between 3 & 9 months - Adults	49	233	21.0%	35.0%	37.6%	50.5%
% of FP17s for Band 1 Urgent Courses	44	296	14.9%	10.8%	10.6%	9.1%
% of FP17s Relating to Free Repair or Replacements	0	296	0.0%	0.5%	0.6%	0.8%
% of FP17s Relating to Continuations	0	296	0.0%	0.9%	0.9%	1.3%
% of Patients satisfied with the dentistry they have received	1	1	N/A	89.2%	90.2%	93.2%
% of Patients satisfied with the time they had to wait for an appointment	1	1	N/A	81.5%	83.8%	89.0%

* This is based on patients treated on this contract for their most recent course of treatment. Figures in italics indicate the base number of FP17s or Patient Questionnaire responses are less than 100. N/A is shown where the base number of responses is less than 10 during the period. % is calculated as Quantity/Base number*100

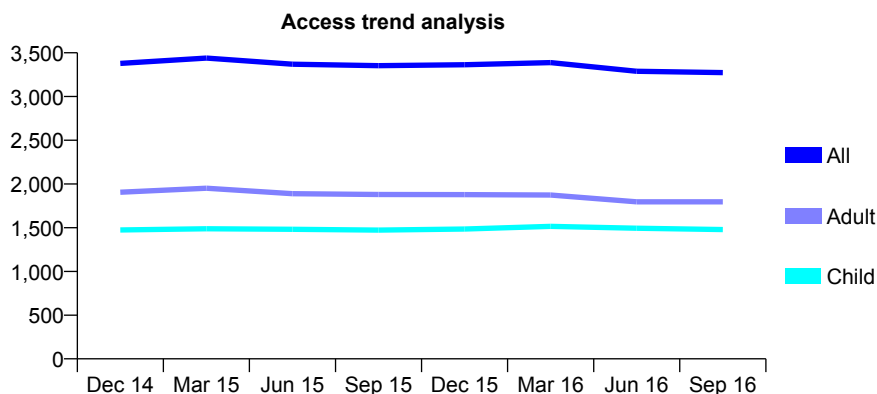
Q61 - Vital Signs At a Glance Contract Report for 661074/0002 - September 2016

Name or company name	MR SA TAVACKOLLI FARD
Contract type name	GDS Contract
Purpose of contract	General
Contract start date	01/04/2006
Contract end date	

16/17 Contracted general activity (UDA)	11,281
Carry forward general activity (UDA)	-198
16/17 Contracted orthodontic activity (UOA)	0
Carry forward orthodontic activity (UOA)	0
Baseline contract value	£289,742.06

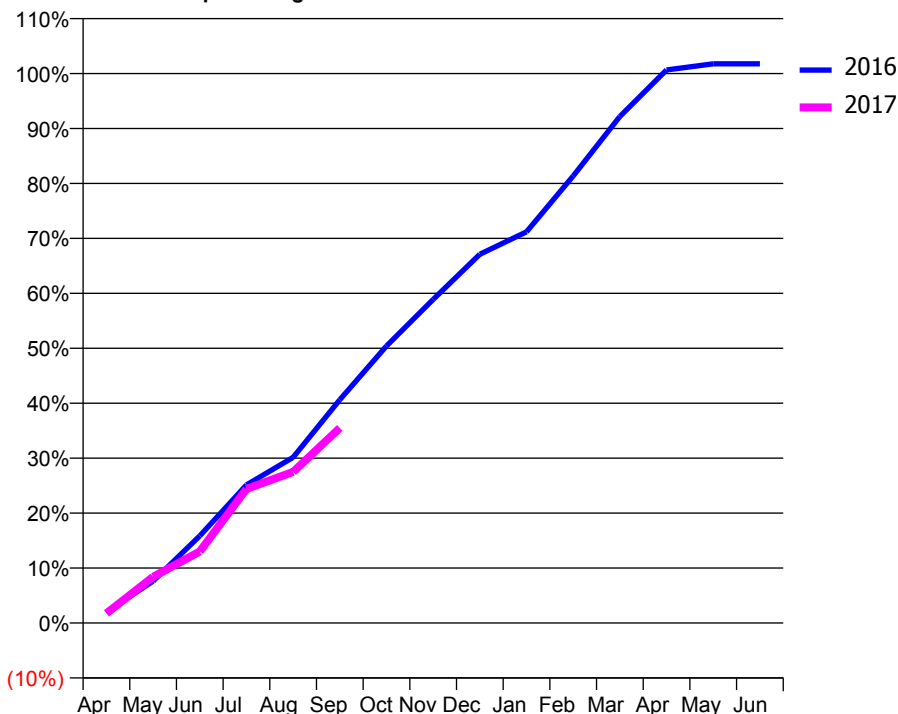
ACCESS*

Patients seen in 24 months	Total	Change since previous quarter
Quarter ending September 2015	3,353	
Quarter ending December 2015	3,363	→
Quarter ending March 2016	3,388	→
Quarter ending June 2016	3,289	↓
Quarter ending September 2016	3,274	→
Variance since September 2015	(2.4%)	↓



ACTIVITY

Cumulative percentage of contracted UDA delivered 2016 & 2017



Adjusted Scheduled Activity (UDA)

Month	2016	2017
April	226	198
May	861	950
June	1,790	1,470
July	2,835	2,752
August	3,401	3,104
September	4,585	4,004
October	5,689	
November	6,642	
December	7,569	
January	8,029	
February	9,178	
March	10,397	
April	11,355	
May	11,479	
June	11,479	

QUALITY

	Quantity	Base Number	Contract	AT	Region	England
% of FP17s for the same patient ID Re-attending within 3 months - Children	28	686	4.1%	11.2%	11.8%	12.4%
% of FP17s for the same patient ID Re-attending within 3 months - Adults	59	710	8.3%	16.3%	17.1%	16.7%
% of FP17s for the same patient ID Re-attending between 3 & 9 months - Children	223	686	32.5%	41.5%	45.8%	57.4%
% of FP17s for the same patient ID Re-attending between 3 & 9 months - Adults	196	710	27.6%	35.0%	37.6%	50.5%
% of FP17s for Band 1 Urgent Courses	69	1,132	6.1%	10.8%	10.6%	9.1%
% of FP17s Relating to Free Repair or Replacements	0	1,132	0.0%	0.5%	0.6%	0.8%
% of FP17s Relating to Continuations	0	1,132	0.0%	0.9%	0.9%	1.3%
% of Patients satisfied with the dentistry they have received	0	0	N/A	89.2%	90.2%	93.2%
% of Patients satisfied with the time they had to wait for an appointment	0	0	N/A	81.5%	83.8%	89.0%

* This is based on patients treated on this contract for their most recent course of treatment. Figures in italics indicate the base number of FP17s or Patient Questionnaire responses are less than 100. N/A is shown where the base number of responses is less than 10 during the period. % is calculated as Quantity/Base number*100

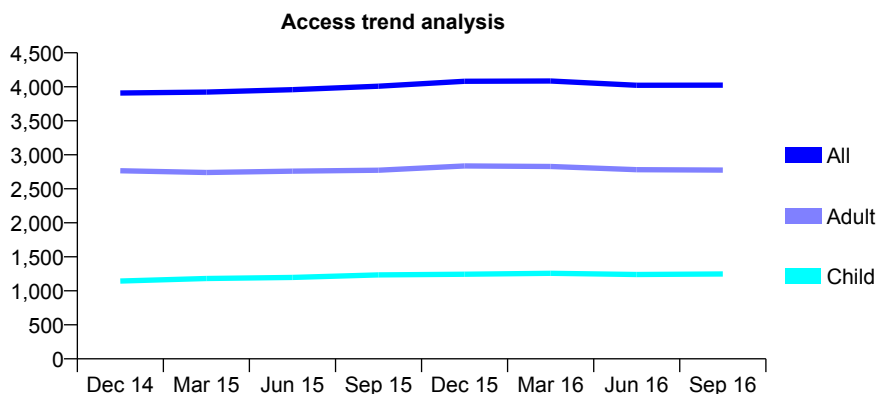
Q61 - Vital Signs At a Glance Contract Report for 673005/0001 - September 2016

Name or company name	MR C TAN
Contract type name	GDS Contract
Purpose of contract	General
Contract start date	01/04/2006
Contract end date	

16/17 Contracted general activity (UDA)	11,571
Carry forward general activity (UDA)	409
16/17 Contracted orthodontic activity (UOA)	0
Carry forward orthodontic activity (UOA)	0
Baseline contract value	£432,930.76

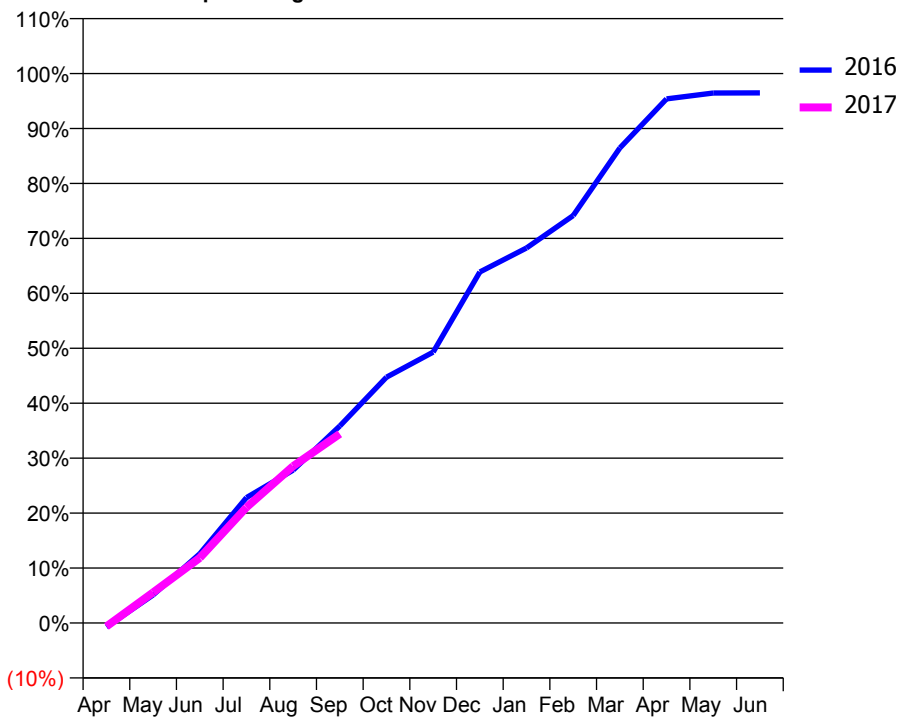
ACCESS*

Patients seen in 24 months	Total	Change since previous quarter
Quarter ending September 2015	4,009	
Quarter ending December 2015	4,082	→
Quarter ending March 2016	4,085	→
Quarter ending June 2016	4,022	↓
Quarter ending September 2016	4,024	→
Variance since September 2015	0.4%	→



ACTIVITY

Cumulative percentage of contracted UDA delivered 2016 & 2017



Month	Adjusted Scheduled Activity (UDA)	
	2016	2017
April	-84	-73
May	590	644
June	1,458	1,371
July	2,641	2,437
August	3,220	3,305
September	4,149	3,982
October	5,177	
November	5,704	
December	7,392	
January	7,896	
February	8,581	
March	10,002	
April	11,037	
May	11,161	
June	11,162	

QUALITY

	Quantity	Base Number	Contract	AT	Region	England
% of FP17s for the same patient ID Re-attending within 3 months - Children	26	695	3.7%	11.2%	11.8%	12.4%
% of FP17s for the same patient ID Re-attending within 3 months - Adults	134	1,376	9.7%	16.3%	17.1%	16.7%
% of FP17s for the same patient ID Re-attending between 3 & 9 months - Children	263	695	37.8%	41.5%	45.8%	57.4%
% of FP17s for the same patient ID Re-attending between 3 & 9 months - Adults	637	1,376	46.3%	35.0%	37.6%	50.5%
% of FP17s for Band 1 Urgent Courses	52	1,745	3.0%	10.8%	10.6%	9.1%
% of FP17s Relating to Free Repair or Replacements	13	1,745	0.7%	0.5%	0.6%	0.8%
% of FP17s Relating to Continuations	44	1,745	2.5%	0.9%	0.9%	1.3%
% of Patients satisfied with the dentistry they have received	2	2	N/A	89.2%	90.2%	93.2%
% of Patients satisfied with the time they had to wait for an appointment	1	2	N/A	81.5%	83.8%	89.0%

* This is based on patients treated on this contract for their most recent course of treatment. Figures in italics indicate the base number of FP17s or Patient Questionnaire responses are less than 100. N/A is shown where the base number of responses is less than 10 during the period. % is calculated as Quantity/Base number*100

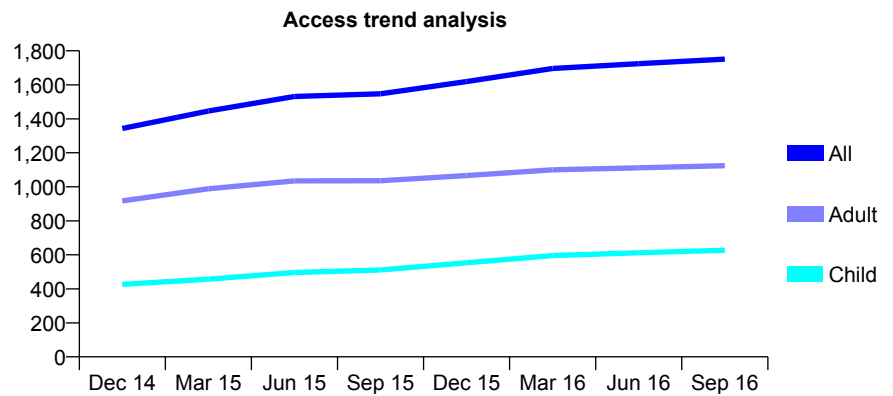
Q61 - Vital Signs At a Glance Contract Report for 673390/0001 - September 2016

Name or company name	MR A KOUCHEKIAN SABOUR
Contract type name	GDS Contract
Purpose of contract	General
Contract start date	01/04/2006
Contract end date	

16/17 Contracted general activity (UDA)	6,846
Carry forward general activity (UDA)	25
16/17 Contracted orthodontic activity (UOA)	0
Carry forward orthodontic activity (UOA)	0
Baseline contract value	£203,416.91

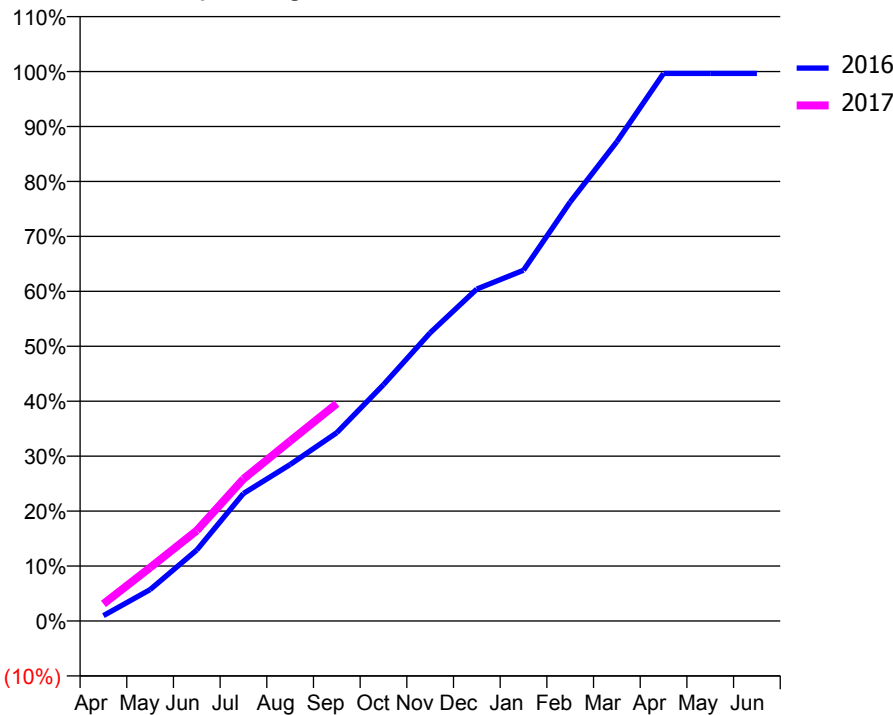
ACCESS*

Patients seen in 24 months	Total	Change since previous quarter
Quarter ending September 2015	1,547	
Quarter ending December 2015	1,619	↑
Quarter ending March 2016	1,696	↑
Quarter ending June 2016	1,724	→
Quarter ending September 2016	1,751	→
Variance since September 2015	13.2%	↑



ACTIVITY

Cumulative percentage of contracted UDA delivered 2016 & 2017



Month	Adjusted Scheduled Activity (UDA)	
	2016	2017
April	67	214
May	391	665
June	885	1,128
July	1,589	1,770
August	1,950	2,241
September	2,346	2,709
October	2,944	
November	3,591	
December	4,136	
January	4,370	
February	5,221	
March	5,972	
April	6,821	
May	6,821	
June	6,821	

QUALITY

	Quantity	Base Number	Contract	AT	Region	England
% of FP17s for the same patient ID Re-attending within 3 months - Children	30	449	6.7%	11.2%	11.8%	12.4%
% of FP17s for the same patient ID Re-attending within 3 months - Adults	96	658	14.6%	16.3%	17.1%	16.7%
% of FP17s for the same patient ID Re-attending between 3 & 9 months - Children	294	449	65.5%	41.5%	45.8%	57.4%
% of FP17s for the same patient ID Re-attending between 3 & 9 months - Adults	278	658	42.2%	35.0%	37.6%	50.5%
% of FP17s for Band 1 Urgent Courses	165	893	18.5%	10.8%	10.6%	9.1%
% of FP17s Relating to Free Repair or Replacements	0	893	0.0%	0.5%	0.6%	0.8%
% of FP17s Relating to Continuations	1	893	0.1%	0.9%	0.9%	1.3%
% of Patients satisfied with the dentistry they have received	1	2	N/A	89.2%	90.2%	93.2%
% of Patients satisfied with the time they had to wait for an appointment	1	2	N/A	81.5%	83.8%	89.0%

* This is based on patients treated on this contract for their most recent course of treatment. Figures in italics indicate the base number of FP17s or Patient Questionnaire responses are less than 100. N/A is shown where the base number of responses is less than 10 during the period. % is calculated as Quantity/Base number*100

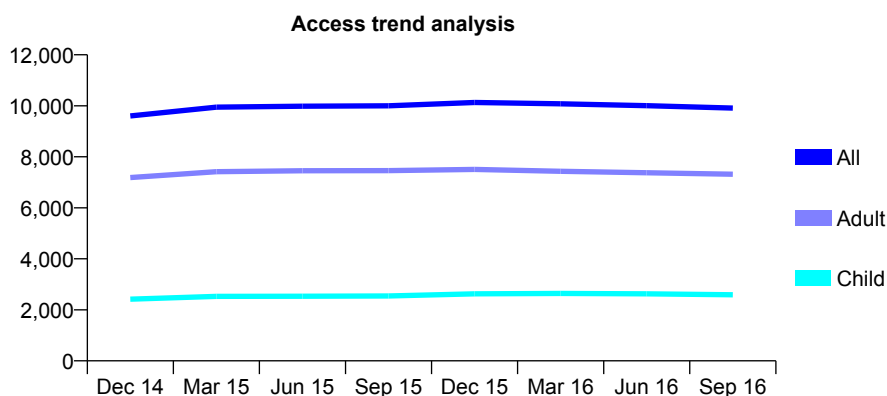
Q61 - Vital Signs At a Glance Contract Report for 673943/0001 - September 2016

Name or company name	Pashazadeh, Moghadam and Moghaddam
Contract type name	GDS Contract
Purpose of contract	General
Contract start date	01/04/2006
Contract end date	

16/17 Contracted general activity (UDA)	33,784
Carry forward general activity (UDA)	-227
16/17 Contracted orthodontic activity (UOA)	0
Carry forward orthodontic activity (UOA)	0
Baseline contract value	£1,070,030.40

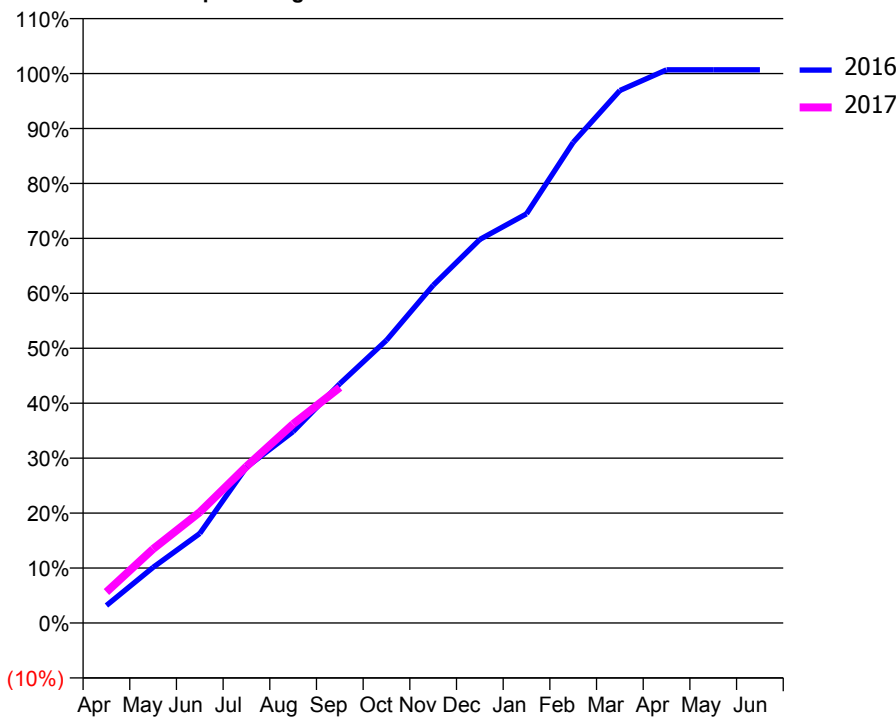
ACCESS*

Patients seen in 24 months	Total	Change since previous quarter
Quarter ending September 2015	9,999	
Quarter ending December 2015	10,133	→
Quarter ending March 2016	10,079	→
Quarter ending June 2016	10,007	→
Quarter ending September 2016	9,909	→
Variance since September 2015	(0.9%)	→



ACTIVITY

Cumulative percentage of contracted UDA delivered 2016 & 2017



Month	Adjusted Scheduled Activity (UDA)	
	2016	2017
April	1,080	1,903
May	3,423	4,556
June	5,507	6,815
July	9,582	9,630
August	11,765	12,235
September	14,712	14,480
October	17,381	
November	20,765	
December	23,585	
January	25,159	
February	29,551	
March	32,744	
April	34,013	
May	34,011	
June	34,011	

QUALITY

	Quantity	Base Number	Contract	AT	Region	England
% of FP17s for the same patient ID Re-attending within 3 months - Children	108	1,266	8.5%	11.2%	11.8%	12.4%
% of FP17s for the same patient ID Re-attending within 3 months - Adults	567	3,494	16.2%	16.3%	17.1%	16.7%
% of FP17s for the same patient ID Re-attending between 3 & 9 months - Children	419	1,266	33.1%	41.5%	45.8%	57.4%
% of FP17s for the same patient ID Re-attending between 3 & 9 months - Adults	1,154	3,494	33.0%	35.0%	37.6%	50.5%
% of FP17s for Band 1 Urgent Courses	710	4,410	16.1%	10.8%	10.6%	9.1%
% of FP17s Relating to Free Repair or Replacements	17	4,410	0.4%	0.5%	0.6%	0.8%
% of FP17s Relating to Continuations	8	4,410	0.2%	0.9%	0.9%	1.3%
% of Patients satisfied with the dentistry they have received	4	5	N/A	89.2%	90.2%	93.2%
% of Patients satisfied with the time they had to wait for an appointment	2	5	N/A	81.5%	83.8%	89.0%

* This is based on patients treated on this contract for their most recent course of treatment. Figures in italics indicate the base number of FP17s or Patient Questionnaire responses are less than 100. N/A is shown where the base number of responses is less than 10 during the period. % is calculated as Quantity/Base number*100

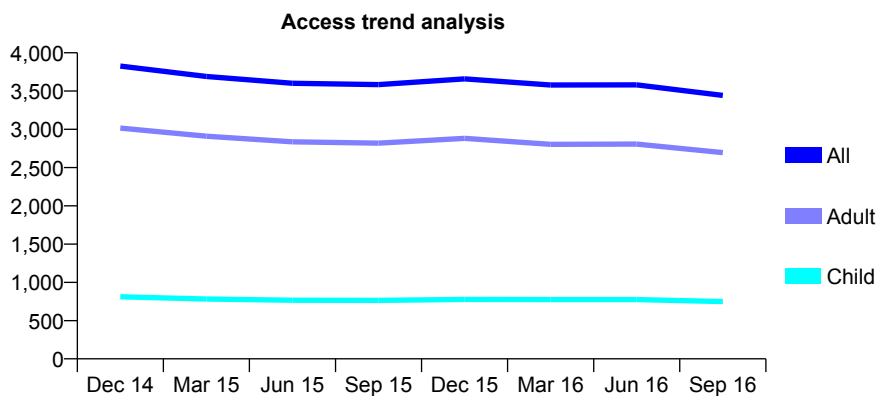
Q61 - Vital Signs At a Glance Contract Report for 675083/0001 - September 2016

Name or company name	MR S TABIBZADEH
Contract type name	GDS Contract
Purpose of contract	General
Contract start date	01/04/2006
Contract end date	

16/17 Contracted general activity (UDA)	13,995
Carry forward general activity (UDA)	206
16/17 Contracted orthodontic activity (UOA)	0
Carry forward orthodontic activity (UOA)	0
Baseline contract value	£488,616.55

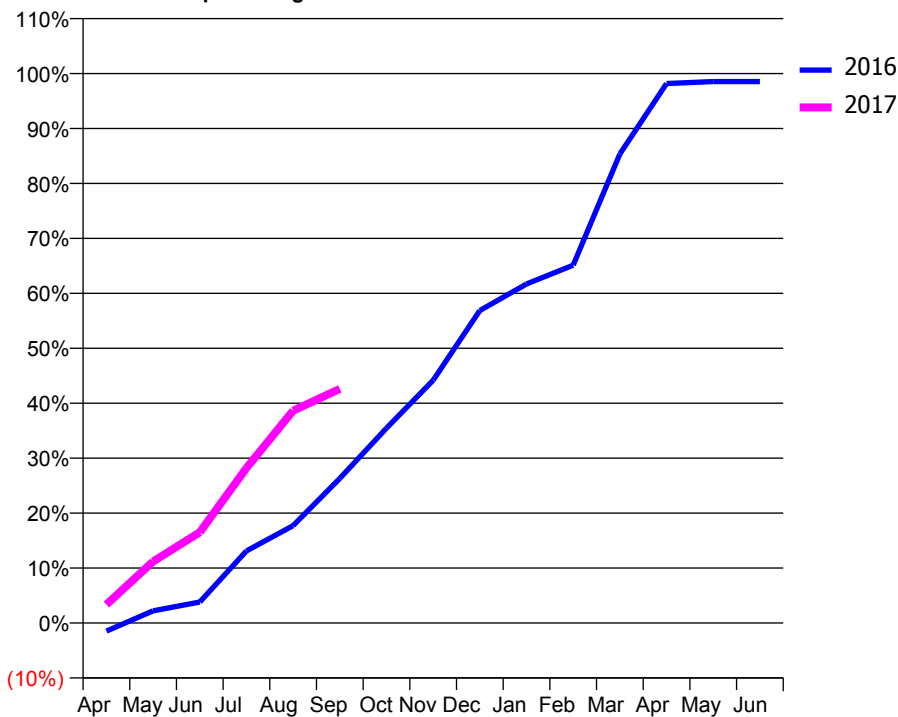
ACCESS*

Patients seen in 24 months	Total	Change since previous quarter
Quarter ending September 2015	3,585	
Quarter ending December 2015	3,659	↑
Quarter ending March 2016	3,579	↓
Quarter ending June 2016	3,581	→
Quarter ending September 2016	3,443	↓
Variance since September 2015	(4.0%)	↓



ACTIVITY

Cumulative percentage of contracted UDA delivered 2016 & 2017



Adjusted Scheduled Activity (UDA)

Month	2016	2017
April	-210	470
May	312	1,568
June	533	2,310
July	1,835	3,948
August	2,479	5,410
September	3,682	5,961
October	4,963	
November	6,183	
December	7,957	
January	8,635	
February	9,113	
March	11,948	
April	13,738	
May	13,789	
June	13,789	

QUALITY

	Quantity	Base Number	Contract	AT	Region	England
% of FP17s for the same patient ID Re-attending within 3 months - Children	20	408	4.9%	11.2%	11.8%	12.4%
% of FP17s for the same patient ID Re-attending within 3 months - Adults	225	1,384	16.3%	16.3%	17.1%	16.7%
% of FP17s for the same patient ID Re-attending between 3 & 9 months - Children	136	408	33.3%	41.5%	45.8%	57.4%
% of FP17s for the same patient ID Re-attending between 3 & 9 months - Adults	399	1,384	28.8%	35.0%	37.6%	50.5%
% of FP17s for Band 1 Urgent Courses	138	1,489	9.3%	10.8%	10.6%	9.1%
% of FP17s Relating to Free Repair or Replacements	0	1,489	0.0%	0.5%	0.6%	0.8%
% of FP17s Relating to Continuations	39	1,489	2.6%	0.9%	0.9%	1.3%
% of Patients satisfied with the dentistry they have received	3	5	N/A	89.2%	90.2%	93.2%
% of Patients satisfied with the time they had to wait for an appointment	4	5	N/A	81.5%	83.8%	89.0%

* This is based on patients treated on this contract for their most recent course of treatment. Figures in italics indicate the base number of FP17s or Patient Questionnaire responses are less than 100. N/A is shown where the base number of responses is less than 10 during the period. % is calculated as Quantity/Base number*100

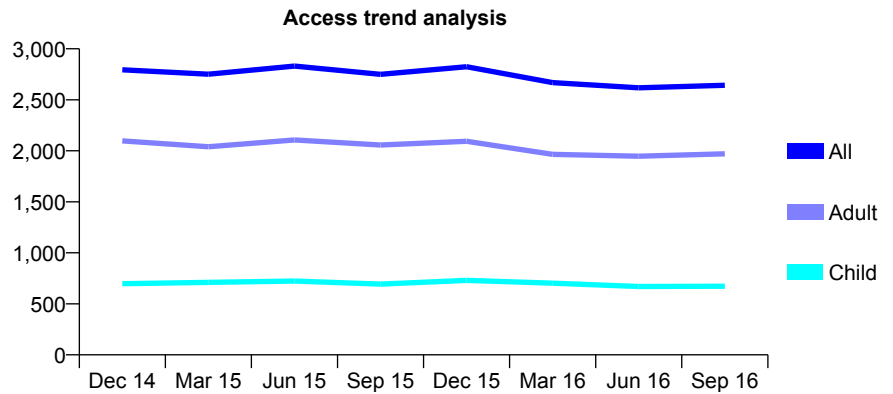
Q61 - Vital Signs At a Glance Contract Report for 677809/0001 - September 2016

Name or company name	MR QM KHALIL
Contract type name	GDS Contract
Purpose of contract	General
Contract start date	01/04/2006
Contract end date	

16/17 Contracted general activity (UDA)	10,923
Carry forward general activity (UDA)	-113
16/17 Contracted orthodontic activity (UOA)	0
Carry forward orthodontic activity (UOA)	0
Baseline contract value	£327,474.16

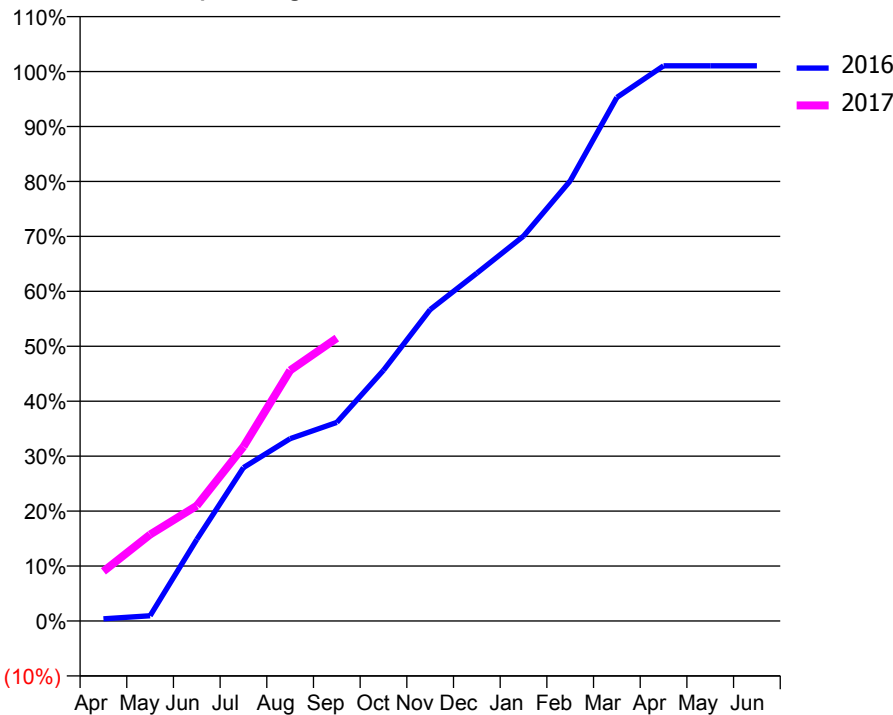
ACCESS*

Patients seen in 24 months	Total	Change since previous quarter
Quarter ending September 2015	2,750	
Quarter ending December 2015	2,824	↑
Quarter ending March 2016	2,668	↓
Quarter ending June 2016	2,617	↓
Quarter ending September 2016	2,643	→
Variance since September 2015	(3.9%)	↓



ACTIVITY

Cumulative percentage of contracted UDA delivered 2016 & 2017



Month	Adjusted Scheduled Activity (UDA)	
	2016	2017
April	45	988
May	105	1,719
June	1,621	2,292
July	3,050	3,467
August	3,626	4,983
September	3,949	5,623
October	4,984	
November	6,191	
December	6,914	
January	7,651	
February	8,749	
March	10,407	
April	11,036	
May	11,036	
June	11,036	

QUALITY

	Quantity	Base Number	Contract	AT	Region	England
% of FP17s for the same patient ID Re-attending within 3 months - Children	51	418	12.2%	11.2%	11.8%	12.4%
% of FP17s for the same patient ID Re-attending within 3 months - Adults	212	1,093	19.4%	16.3%	17.1%	16.7%
% of FP17s for the same patient ID Re-attending between 3 & 9 months - Children	159	418	38.0%	41.5%	45.8%	57.4%
% of FP17s for the same patient ID Re-attending between 3 & 9 months - Adults	332	1,093	30.4%	35.0%	37.6%	50.5%
% of FP17s for Band 1 Urgent Courses	170	1,403	12.1%	10.8%	10.6%	9.1%
% of FP17s Relating to Free Repair or Replacements	13	1,403	0.9%	0.5%	0.6%	0.8%
% of FP17s Relating to Continuations	20	1,403	1.4%	0.9%	0.9%	1.3%
% of Patients satisfied with the dentistry they have received	3	3	N/A	89.2%	90.2%	93.2%
% of Patients satisfied with the time they had to wait for an appointment	3	3	N/A	81.5%	83.8%	89.0%

* This is based on patients treated on this contract for their most recent course of treatment. Figures in italics indicate the base number of FP17s or Patient Questionnaire responses are less than 100. N/A is shown where the base number of responses is less than 10 during the period. % is calculated as Quantity/Base number*100

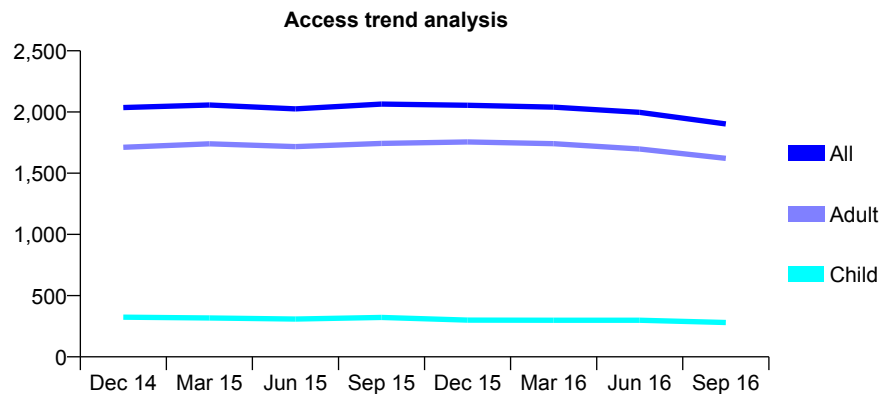
Q61 - Vital Signs At a Glance Contract Report for 680761/0002 - September 2016

Name or company name	MISS A KHAN
Contract type name	GDS Contract
Purpose of contract	General
Contract start date	15/03/2012
Contract end date	

16/17 Contracted general activity (UDA)	6,000
Carry forward general activity (UDA)	-36
16/17 Contracted orthodontic activity (UOA)	0
Carry forward orthodontic activity (UOA)	0
Baseline contract value	£165,077.65

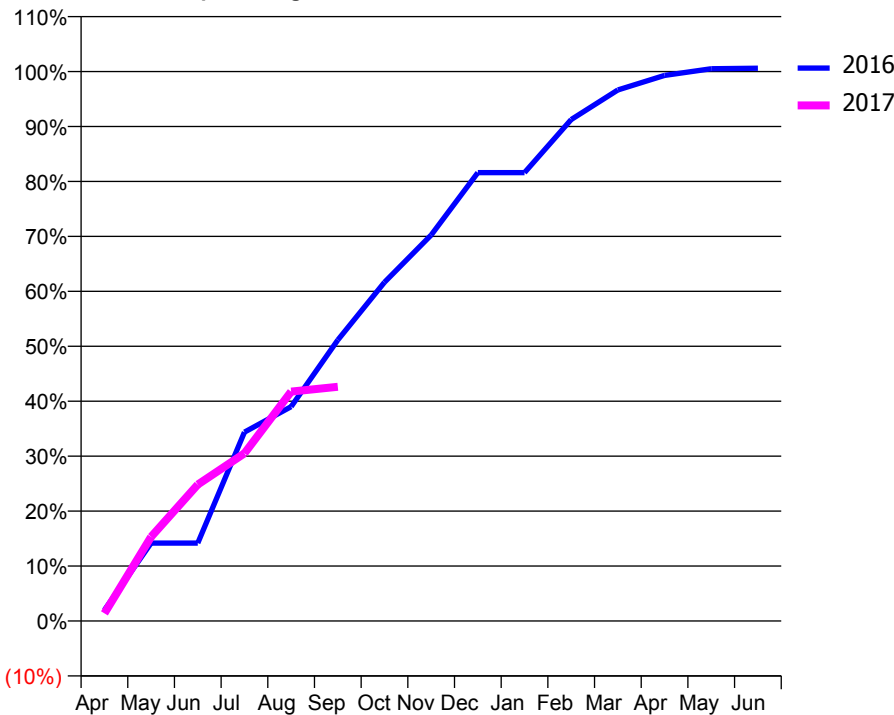
ACCESS*

Patients seen in 24 months	Total	Change since previous quarter
Quarter ending September 2015	2,065	
Quarter ending December 2015	2,055	→
Quarter ending March 2016	2,040	→
Quarter ending June 2016	1,997	↓
Quarter ending September 2016	1,903	↓
Variance since September 2015	(7.8%)	↓



ACTIVITY

Cumulative percentage of contracted UDA delivered 2016 & 2017



Month	Adjusted Scheduled Activity (UDA)	
	2016	2017
April	120	84
May	850	919
June	850	1,490
July	2,062	1,831
August	2,340	2,506
September	3,069	2,557
October	3,698	
November	4,215	
December	4,896	
January	4,896	
February	5,475	
March	5,799	
April	5,957	
May	6,031	
June	6,036	

QUALITY

	Quantity	Base Number	Contract	AT	Region	England
% of FP17s for the same patient ID Re-attending within 3 months - Children	5	137	3.6%	11.2%	11.8%	12.4%
% of FP17s for the same patient ID Re-attending within 3 months - Adults	156	883	17.7%	16.3%	17.1%	16.7%
% of FP17s for the same patient ID Re-attending between 3 & 9 months - Children	47	137	34.3%	41.5%	45.8%	57.4%
% of FP17s for the same patient ID Re-attending between 3 & 9 months - Adults	363	883	41.1%	35.0%	37.6%	50.5%
% of FP17s for Band 1 Urgent Courses	114	928	12.3%	10.8%	10.6%	9.1%
% of FP17s Relating to Free Repair or Replacements	8	928	0.9%	0.5%	0.6%	0.8%
% of FP17s Relating to Continuations	7	928	0.8%	0.9%	0.9%	1.3%
% of Patients satisfied with the dentistry they have received	1	1	N/A	89.2%	90.2%	93.2%
% of Patients satisfied with the time they had to wait for an appointment	1	1	N/A	81.5%	83.8%	89.0%

* This is based on patients treated on this contract for their most recent course of treatment. Figures in italics indicate the base number of FP17s or Patient Questionnaire responses are less than 100. N/A is shown where the base number of responses is less than 10 during the period. % is calculated as Quantity/Base number*100

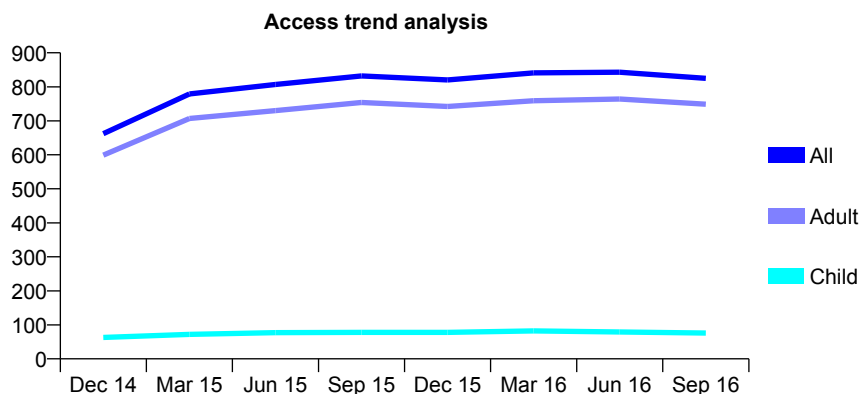
Q61 - Vital Signs At a Glance Contract Report for 681601/0001 - September 2016

Name or company name	MR A FARZEH-SAEID
Contract type name	GDS Contract
Purpose of contract	General
Contract start date	01/04/2006
Contract end date	

16/17 Contracted general activity (UDA)	3,000
Carry forward general activity (UDA)	-60
16/17 Contracted orthodontic activity (UOA)	0
Carry forward orthodontic activity (UOA)	0
Baseline contract value	£79,622.62

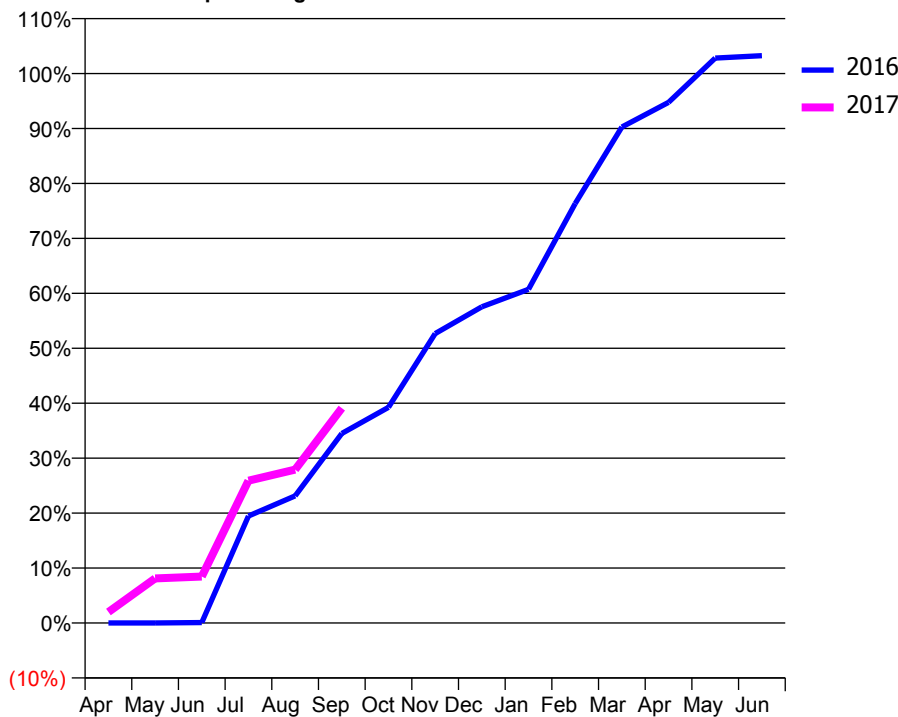
ACCESS*

Patients seen in 24 months	Total	Change since previous quarter
Quarter ending September 2015	832	
Quarter ending December 2015	820	↓
Quarter ending March 2016	841	↑
Quarter ending June 2016	843	→
Quarter ending September 2016	825	↓
Variance since September 2015	(0.8%)	→



ACTIVITY

Cumulative percentage of contracted UDA delivered 2016 & 2017



Adjusted Scheduled Activity (UDA)

Month	2016	2017
April	0	60
May	0	243
June	2	254
July	584	777
August	694	837
September	1,035	1,173
October	1,178	
November	1,580	
December	1,727	
January	1,822	
February	2,290	
March	2,708	
April	2,842	
May	3,084	
June	3,098	

QUALITY

	Quantity	Base Number	Contract	AT	Region	England
% of FP17s for the same patient ID Re-attending within 3 months - Children	2	32	6.3%	11.2%	11.8%	12.4%
% of FP17s for the same patient ID Re-attending within 3 months - Adults	28	286	9.8%	16.3%	17.1%	16.7%
% of FP17s for the same patient ID Re-attending between 3 & 9 months - Children	7	32	21.9%	41.5%	45.8%	57.4%
% of FP17s for the same patient ID Re-attending between 3 & 9 months - Adults	50	286	17.5%	35.0%	37.6%	50.5%
% of FP17s for Band 1 Urgent Courses	25	210	11.9%	10.8%	10.6%	9.1%
% of FP17s Relating to Free Repair or Replacements	3	210	1.4%	0.5%	0.6%	0.8%
% of FP17s Relating to Continuations	1	210	0.5%	0.9%	0.9%	1.3%
% of Patients satisfied with the dentistry they have received	1	1	N/A	89.2%	90.2%	93.2%
% of Patients satisfied with the time they had to wait for an appointment	0	1	N/A	81.5%	83.8%	89.0%

* This is based on patients treated on this contract for their most recent course of treatment. Figures in italics indicate the base number of FP17s or Patient Questionnaire responses are less than 100. N/A is shown where the base number of responses is less than 10 during the period. % is calculated as Quantity/Base number*100

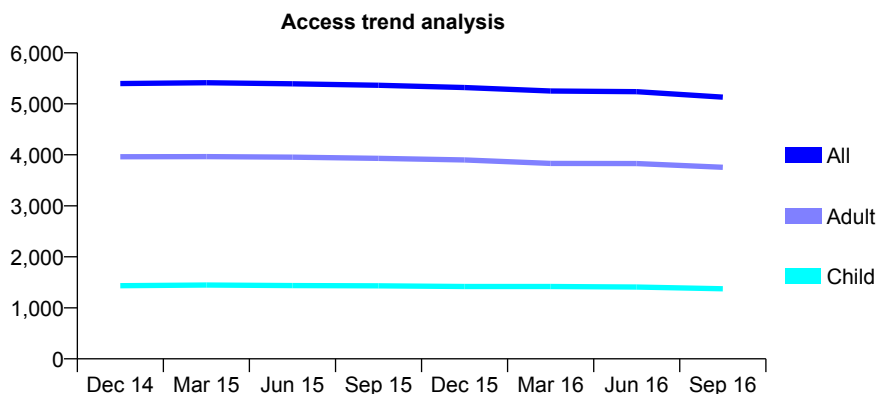
Q61 - Vital Signs At a Glance Contract Report for 683116/0001 - September 2016

Name or company name	MR SC KAPADIA
Contract type name	GDS Contract
Purpose of contract	General
Contract start date	01/04/2009
Contract end date	

16/17 Contracted general activity (UDA)	13,747
Carry forward general activity (UDA)	0
16/17 Contracted orthodontic activity (UOA)	0
Carry forward orthodontic activity (UOA)	0
Baseline contract value	£329,097.50

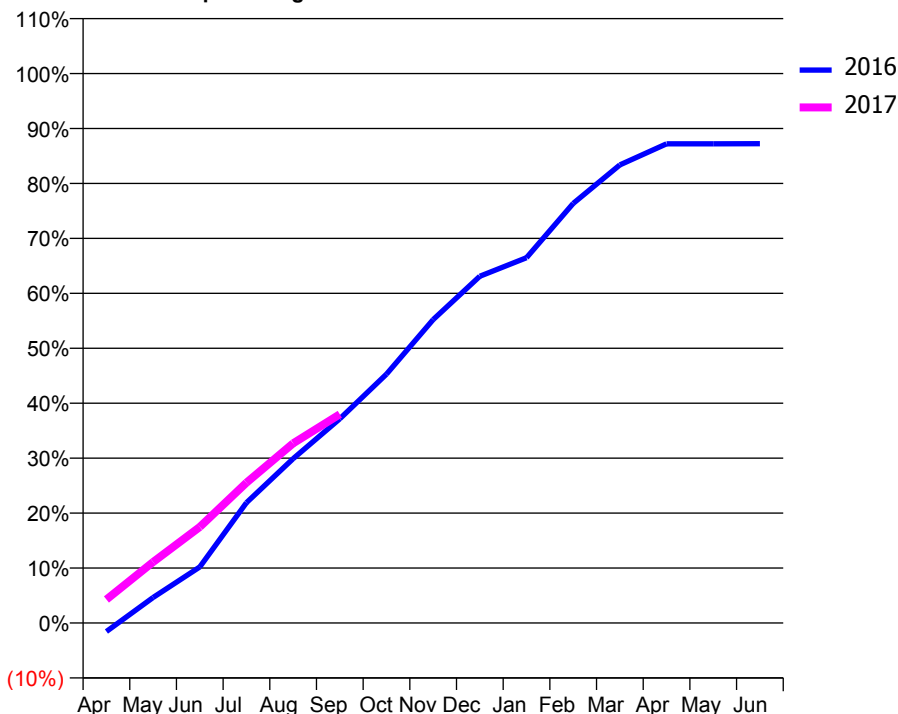
ACCESS*

Patients seen in 24 months	Total	Change since previous quarter
Quarter ending September 2015	5,364	
Quarter ending December 2015	5,319	→
Quarter ending March 2016	5,251	↓
Quarter ending June 2016	5,237	→
Quarter ending September 2016	5,130	↓
Variance since September 2015	(4.4%)	↓



ACTIVITY

Cumulative percentage of contracted UDA delivered 2016 & 2017



Adjusted Scheduled Activity (UDA)

Month	2016	2017
April	-215	588
May	638	1,528
June	1,403	2,404
July	3,010	3,511
August	4,112	4,496
September	5,109	5,223
October	6,226	
November	7,591	
December	8,674	
January	9,140	
February	10,496	
March	11,460	
April	11,989	
May	11,989	
June	11,990	

QUALITY

	Quantity	Base Number	Contract	AT	Region	England
% of FP17s for the same patient ID Re-attending within 3 months - Children	38	761	5.0%	11.2%	11.8%	12.4%
% of FP17s for the same patient ID Re-attending within 3 months - Adults	213	1,968	10.8%	16.3%	17.1%	16.7%
% of FP17s for the same patient ID Re-attending between 3 & 9 months - Children	356	761	46.8%	41.5%	45.8%	57.4%
% of FP17s for the same patient ID Re-attending between 3 & 9 months - Adults	797	1,968	40.5%	35.0%	37.6%	50.5%
% of FP17s for Band 1 Urgent Courses	144	2,499	5.8%	10.8%	10.6%	9.1%
% of FP17s Relating to Free Repair or Replacements	16	2,499	0.6%	0.5%	0.6%	0.8%
% of FP17s Relating to Continuations	33	2,499	1.3%	0.9%	0.9%	1.3%
% of Patients satisfied with the dentistry they have received	3	3	N/A	89.2%	90.2%	93.2%
% of Patients satisfied with the time they had to wait for an appointment	2	3	N/A	81.5%	83.8%	89.0%

* This is based on patients treated on this contract for their most recent course of treatment. Figures in italics indicate the base number of FP17s or Patient Questionnaire responses are less than 100. N/A is shown where the base number of responses is less than 10 during the period. % is calculated as Quantity/Base number*100

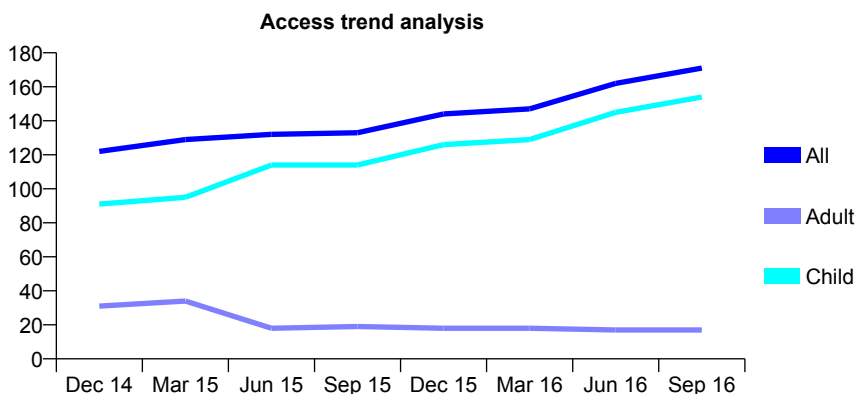
Q61 - Vital Signs At a Glance Contract Report for 683434/0001 - September 2016

Name or company name	MR F BASSEGGHI
Contract type name	GDS Contract
Purpose of contract	General
Contract start date	01/04/2006
Contract end date	

16/17 Contracted general activity (UDA)	320
Carry forward general activity (UDA)	12
16/17 Contracted orthodontic activity (UOA)	0
Carry forward orthodontic activity (UOA)	0
Baseline contract value	£11,964.09

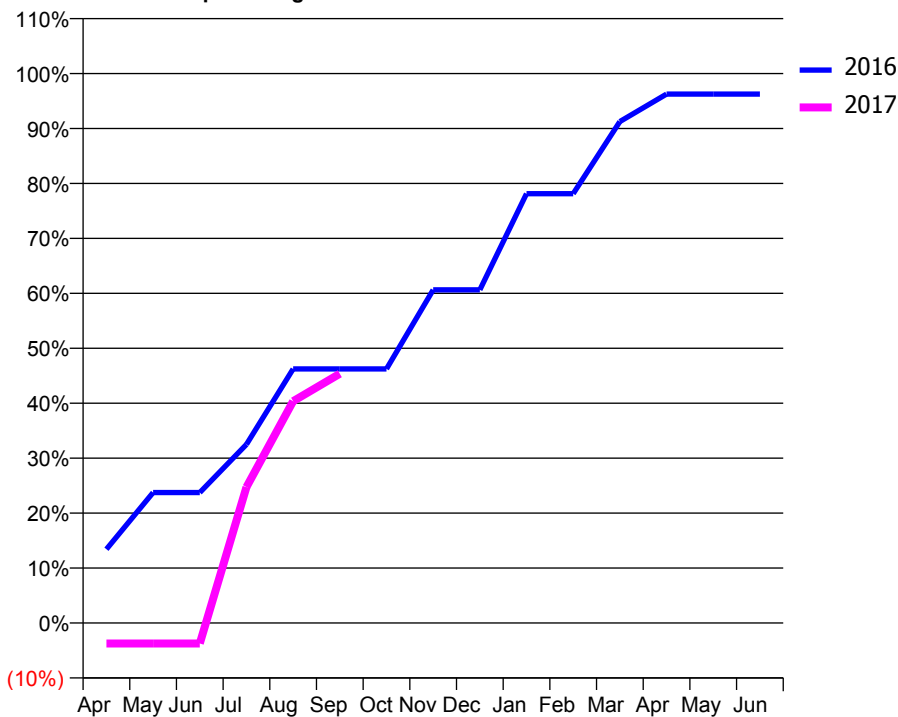
ACCESS*

Patients seen in 24 months	Total	Change since previous quarter
Quarter ending September 2015	133	
Quarter ending December 2015	144	↑
Quarter ending March 2016	147	↑
Quarter ending June 2016	162	↑
Quarter ending September 2016	171	↑
Variance since September 2015	28.6%	↑



ACTIVITY

Cumulative percentage of contracted UDA delivered 2016 & 2017



Adjusted Scheduled Activity (UDA)

Month	2016	2017
April	43	-12
May	76	-12
June	76	-12
July	104	79
August	148	129
September	148	145
October	148	
November	194	
December	194	
January	250	
February	250	
March	292	
April	308	
May	308	
June	308	

QUALITY

	Quantity	Base Number	Contract	AT	Region	England
% of FP17s for the same patient ID Re-attending within 3 months - Children	9	122	7.4%	11.2%	11.8%	12.4%
% of FP17s for the same patient ID Re-attending within 3 months - Adults	0	3	0.0%	16.3%	17.1%	16.7%
% of FP17s for the same patient ID Re-attending between 3 & 9 months - Children	48	122	39.3%	41.5%	45.8%	57.4%
% of FP17s for the same patient ID Re-attending between 3 & 9 months - Adults	2	3	66.7%	35.0%	37.6%	50.5%
% of FP17s for Band 1 Urgent Courses	1	112	0.9%	10.8%	10.6%	9.1%
% of FP17s Relating to Free Repair or Replacements	0	112	0.0%	0.5%	0.6%	0.8%
% of FP17s Relating to Continuations	1	112	0.9%	0.9%	0.9%	1.3%
% of Patients satisfied with the dentistry they have received	0	0	N/A	89.2%	90.2%	93.2%
% of Patients satisfied with the time they had to wait for an appointment	0	0	N/A	81.5%	83.8%	89.0%

* This is based on patients treated on this contract for their most recent course of treatment. Figures in italics indicate the base number of FP17s or Patient Questionnaire responses are less than 100. N/A is shown where the base number of responses is less than 10 during the period. % is calculated as Quantity/Base number*100

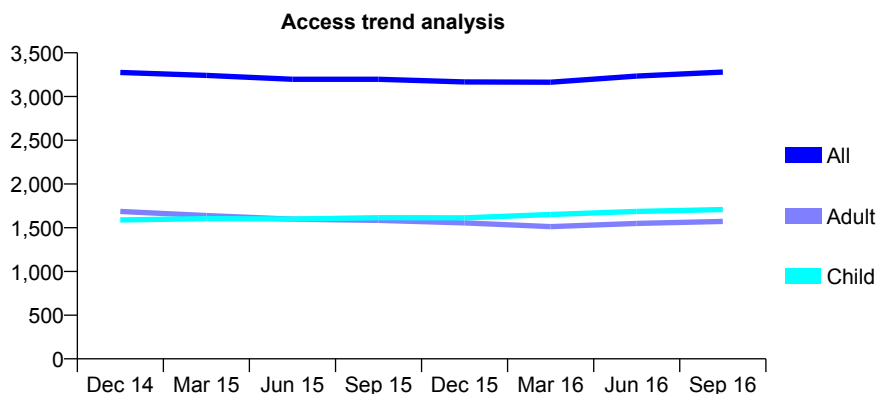
Q61 - Vital Signs At a Glance Contract Report for 685763/0001 - September 2016

Name or company name	MR S CHAUDHURI
Contract type name	GDS Contract
Purpose of contract	General
Contract start date	01/04/2008
Contract end date	

16/17 Contracted general activity (UDA)	12,935
Carry forward general activity (UDA)	78
16/17 Contracted orthodontic activity (UOA)	0
Carry forward orthodontic activity (UOA)	0
Baseline contract value	£385,883.32

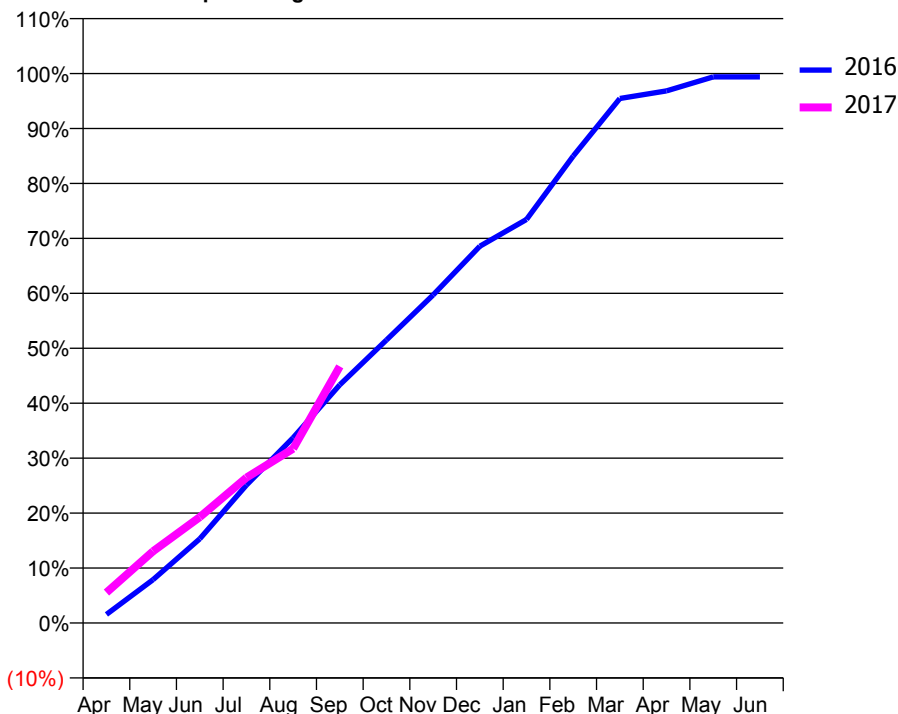
ACCESS*

Patients seen in 24 months	Total	Change since previous quarter
Quarter ending September 2015	3,198	
Quarter ending December 2015	3,167	→
Quarter ending March 2016	3,163	→
Quarter ending June 2016	3,234	↑
Quarter ending September 2016	3,279	→
Variance since September 2015	2.5%	↑



ACTIVITY

Cumulative percentage of contracted UDA delivered 2016 & 2017



Month	Adjusted Scheduled Activity (UDA)	
	2016	2017
April	201	717
May	1,023	1,689
June	1,981	2,495
July	3,247	3,423
August	4,361	4,104
September	5,607	6,040
October	6,661	
November	7,724	
December	8,868	
January	9,499	
February	10,991	
March	12,348	
April	12,526	
May	12,857	
June	12,857	

QUALITY

	Quantity	Base Number	Contract	AT	Region	England
% of FP17s for the same patient ID Re-attending within 3 months - Children	150	1,329	11.3%	11.2%	11.8%	12.4%
% of FP17s for the same patient ID Re-attending within 3 months - Adults	298	1,205	24.7%	16.3%	17.1%	16.7%
% of FP17s for the same patient ID Re-attending between 3 & 9 months - Children	655	1,329	49.3%	41.5%	45.8%	57.4%
% of FP17s for the same patient ID Re-attending between 3 & 9 months - Adults	504	1,205	41.8%	35.0%	37.6%	50.5%
% of FP17s for Band 1 Urgent Courses	346	2,352	14.7%	10.8%	10.6%	9.1%
% of FP17s Relating to Free Repair or Replacements	7	2,352	0.3%	0.5%	0.6%	0.8%
% of FP17s Relating to Continuations	3	2,352	0.1%	0.9%	0.9%	1.3%
% of Patients satisfied with the dentistry they have received	1	1	N/A	89.2%	90.2%	93.2%
% of Patients satisfied with the time they had to wait for an appointment	1	1	N/A	81.5%	83.8%	89.0%

* This is based on patients treated on this contract for their most recent course of treatment. Figures in italics indicate the base number of FP17s or Patient Questionnaire responses are less than 100. N/A is shown where the base number of responses is less than 10 during the period. % is calculated as Quantity/Base number*100

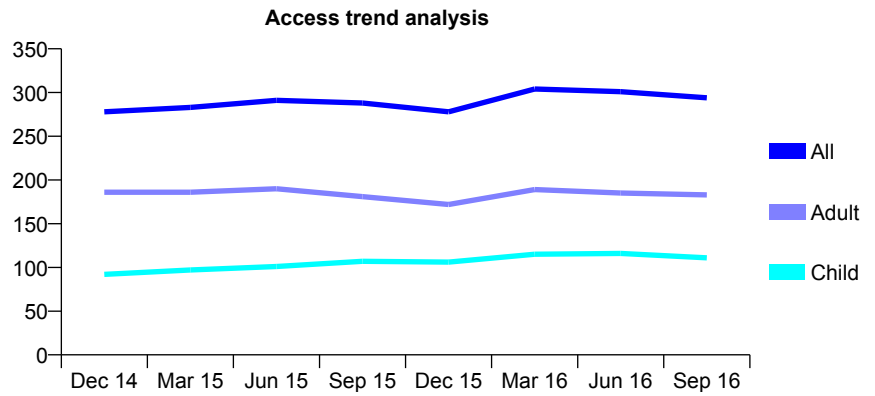
Q61 - Vital Signs At a Glance Contract Report for 687073/0001 - September 2016

Name or company name	MR H ALI
Contract type name	GDS Contract
Purpose of contract	General
Contract start date	01/04/2008
Contract end date	

16/17 Contracted general activity (UDA)	1,376
Carry forward general activity (UDA)	8
16/17 Contracted orthodontic activity (UOA)	0
Carry forward orthodontic activity (UOA)	0
Baseline contract value	£37,559.68

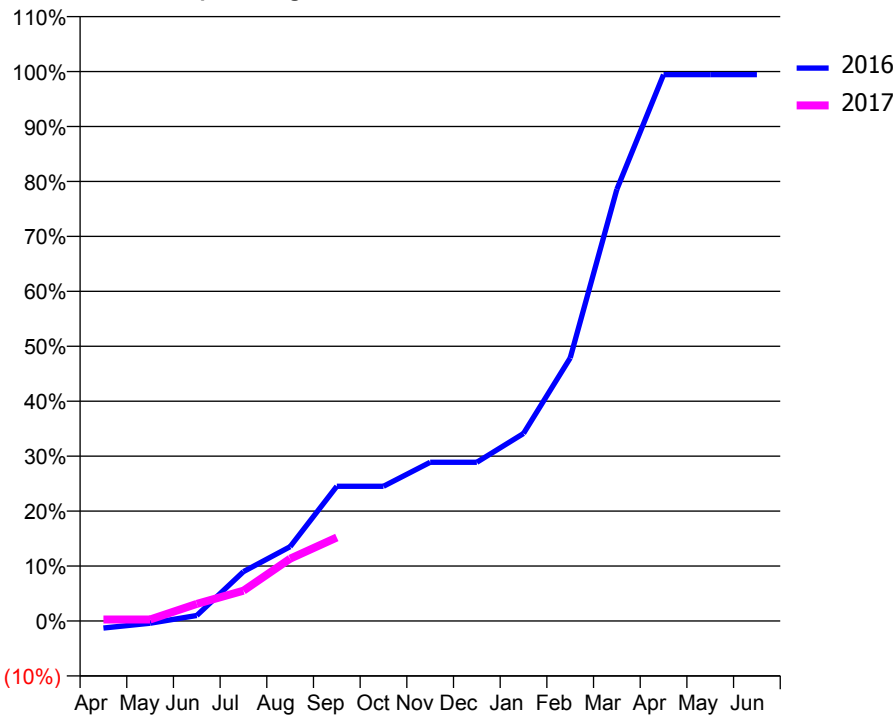
ACCESS*

Patients seen in 24 months	Total	Change since previous quarter
Quarter ending September 2015	288	
Quarter ending December 2015	278	↓
Quarter ending March 2016	304	↑
Quarter ending June 2016	301	→
Quarter ending September 2016	294	↓
Variance since September 2015	2.1%	↑



ACTIVITY

Cumulative percentage of contracted UDA delivered 2016 & 2017



Month	Adjusted Scheduled Activity (UDA)	
	2016	2017
April	-18	4
May	-6	4
June	14	43
July	124	76
August	186	156
September	337	209
October	337	
November	398	
December	398	
January	470	
February	659	
March	1,081	
April	1,368	
May	1,368	
June	1,368	

QUALITY

	Quantity	Base Number	Contract	AT	Region	England
% of FP17s for the same patient ID Re-attending within 3 months - Children	1	32	3.1%	11.2%	11.8%	12.4%
% of FP17s for the same patient ID Re-attending within 3 months - Adults	4	74	5.4%	16.3%	17.1%	16.7%
% of FP17s for the same patient ID Re-attending between 3 & 9 months - Children	14	32	43.8%	41.5%	45.8%	57.4%
% of FP17s for the same patient ID Re-attending between 3 & 9 months - Adults	26	74	35.1%	35.0%	37.6%	50.5%
% of FP17s for Band 1 Urgent Courses	1	74	1.4%	10.8%	10.6%	9.1%
% of FP17s Relating to Free Repair or Replacements	0	74	0.0%	0.5%	0.6%	0.8%
% of FP17s Relating to Continuations	0	74	0.0%	0.9%	0.9%	1.3%
% of Patients satisfied with the dentistry they have received	0	0	N/A	89.2%	90.2%	93.2%
% of Patients satisfied with the time they had to wait for an appointment	0	0	N/A	81.5%	83.8%	89.0%

* This is based on patients treated on this contract for their most recent course of treatment. Figures in italics indicate the base number of FP17s or Patient Questionnaire responses are less than 100. N/A is shown where the base number of responses is less than 10 during the period. % is calculated as Quantity/Base number*100

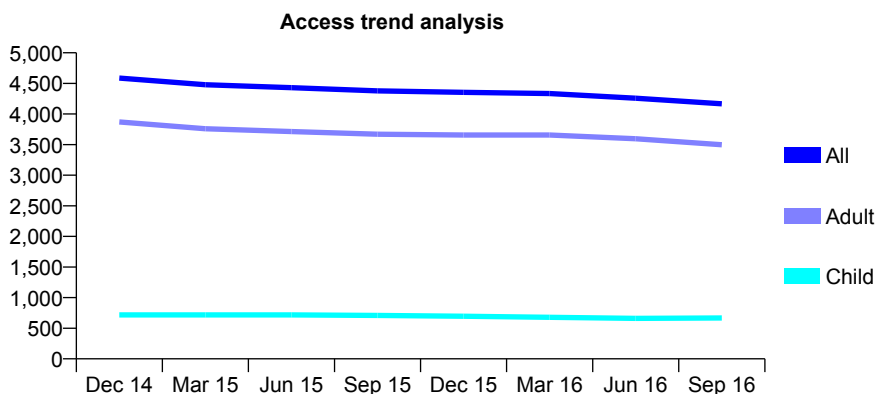
Q61 - Vital Signs At a Glance Contract Report for 687359/0001 - September 2016

Name or company name	MR K HADJI ALI AHMADI
Contract type name	GDS Contract
Purpose of contract	General
Contract start date	01/04/2006
Contract end date	

16/17 Contracted general activity (UDA)	17,540
Carry forward general activity (UDA)	653
16/17 Contracted orthodontic activity (UOA)	0
Carry forward orthodontic activity (UOA)	0
Baseline contract value	£630,705.52

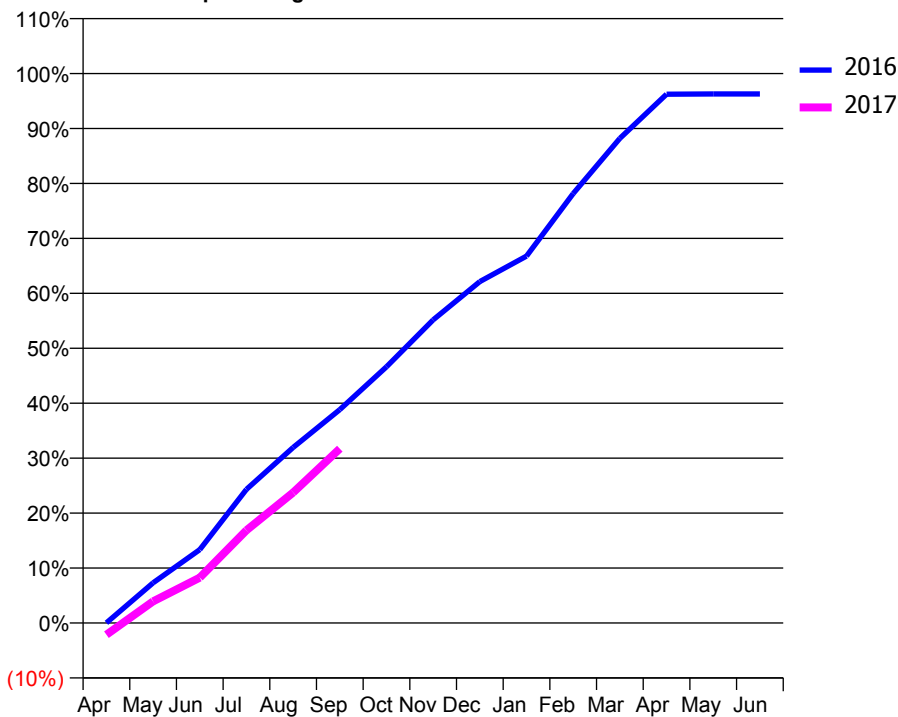
ACCESS*

Patients seen in 24 months	Total	Change since previous quarter
Quarter ending September 2015	4,379	
Quarter ending December 2015	4,353	→
Quarter ending March 2016	4,335	→
Quarter ending June 2016	4,258	↓
Quarter ending September 2016	4,166	↓
Variance since September 2015	(4.9%)	↓



ACTIVITY

Cumulative percentage of contracted UDA delivered 2016 & 2017



Adjusted Scheduled Activity (UDA)

Month	2016	2017
April	8	-375
May	1,284	693
June	2,345	1,449
July	4,266	2,959
August	5,602	4,164
September	6,813	5,567
October	8,179	
November	9,678	
December	10,897	
January	11,713	
February	13,709	
March	15,471	
April	16,879	
May	16,888	
June	16,887	

QUALITY

	Quantity	Base Number	Contract	AT	Region	England
% of FP17s for the same patient ID Re-attending within 3 months - Children	9	296	3.0%	11.2%	11.8%	12.4%
% of FP17s for the same patient ID Re-attending within 3 months - Adults	67	1,465	4.6%	16.3%	17.1%	16.7%
% of FP17s for the same patient ID Re-attending between 3 & 9 months - Children	65	296	22.0%	41.5%	45.8%	57.4%
% of FP17s for the same patient ID Re-attending between 3 & 9 months - Adults	342	1,465	23.3%	35.0%	37.6%	50.5%
% of FP17s for Band 1 Urgent Courses	26	1,522	1.7%	10.8%	10.6%	9.1%
% of FP17s Relating to Free Repair or Replacements	10	1,522	0.7%	0.5%	0.6%	0.8%
% of FP17s Relating to Continuations	8	1,522	0.5%	0.9%	0.9%	1.3%
% of Patients satisfied with the dentistry they have received	1	2	N/A	89.2%	90.2%	93.2%
% of Patients satisfied with the time they had to wait for an appointment	1	2	N/A	81.5%	83.8%	89.0%

* This is based on patients treated on this contract for their most recent course of treatment. Figures in italics indicate the base number of FP17s or Patient Questionnaire responses are less than 100. N/A is shown where the base number of responses is less than 10 during the period. % is calculated as Quantity/Base number*100

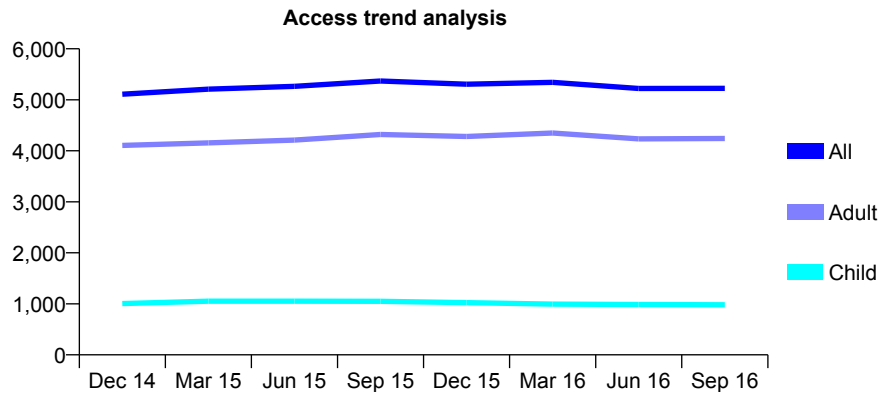
Q61 - Vital Signs At a Glance Contract Report for 688045/0001 - September 2016

Name or company name	MR M MOBASSERI
Contract type name	GDS Contract
Purpose of contract	General
Contract start date	03/07/2006
Contract end date	

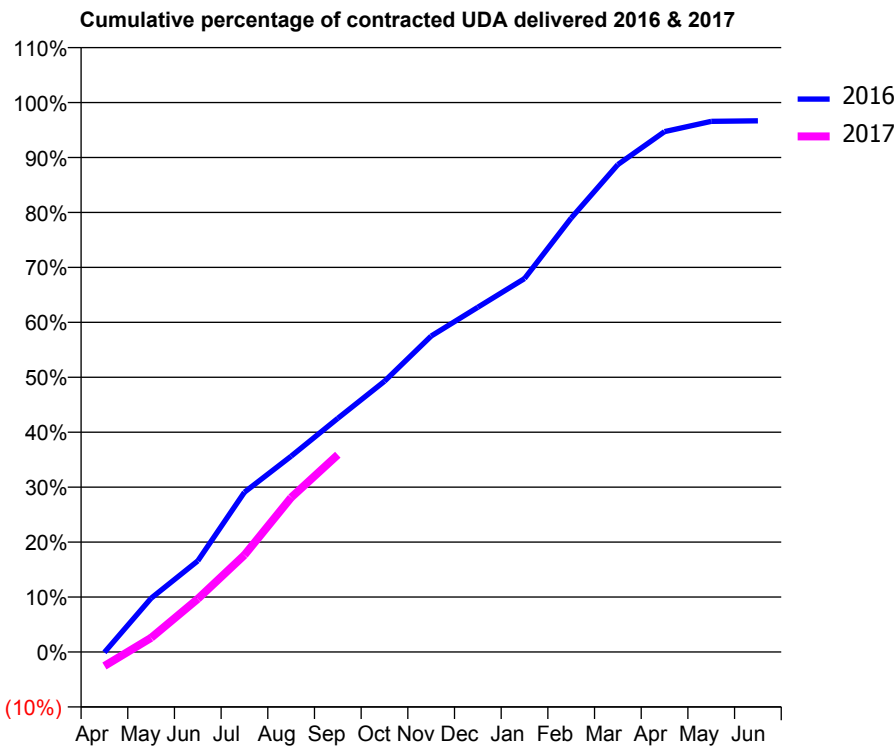
16/17 Contracted general activity (UDA)	18,111
Carry forward general activity (UDA)	602
16/17 Contracted orthodontic activity (UOA)	0
Carry forward orthodontic activity (UOA)	0
Baseline contract value	£591,376.57

ACCESS*

Patients seen in 24 months	Total	Change since previous quarter
Quarter ending September 2015	5,369	
Quarter ending December 2015	5,305	↓
Quarter ending March 2016	5,342	→
Quarter ending June 2016	5,221	↓
Quarter ending September 2016	5,226	→
Variance since September 2015	(2.7%)	↓



ACTIVITY



Month	Adjusted Scheduled Activity (UDA)	
	2016	2017
April	-15	-464
May	1,775	467
June	3,002	1,753
July	5,266	3,197
August	6,452	5,091
September	7,704	6,503
October	8,924	
November	10,414	
December	11,362	
January	12,307	
February	14,305	
March	16,065	
April	17,152	
May	17,489	
June	17,509	

QUALITY

	Quantity	Base Number	Contract	AT	Region	England
% of FP17s for the same patient ID Re-attending within 3 months - Children	41	539	7.6%	11.2%	11.8%	12.4%
% of FP17s for the same patient ID Re-attending within 3 months - Adults	278	1,960	14.2%	16.3%	17.1%	16.7%
% of FP17s for the same patient ID Re-attending between 3 & 9 months - Children	207	539	38.4%	41.5%	45.8%	57.4%
% of FP17s for the same patient ID Re-attending between 3 & 9 months - Adults	473	1,960	24.1%	35.0%	37.6%	50.5%
% of FP17s for Band 1 Urgent Courses	350	2,107	16.6%	10.8%	10.6%	9.1%
% of FP17s Relating to Free Repair or Replacements	11	2,107	0.5%	0.5%	0.6%	0.8%
% of FP17s Relating to Continuations	22	2,107	1.0%	0.9%	0.9%	1.3%
% of Patients satisfied with the dentistry they have received	2	3	N/A	89.2%	90.2%	93.2%
% of Patients satisfied with the time they had to wait for an appointment	2	3	N/A	81.5%	83.8%	89.0%

* This is based on patients treated on this contract for their most recent course of treatment. Figures in italics indicate the base number of FP17s or Patient Questionnaire responses are less than 100. N/A is shown where the base number of responses is less than 10 during the period. % is calculated as Quantity/Base number*100

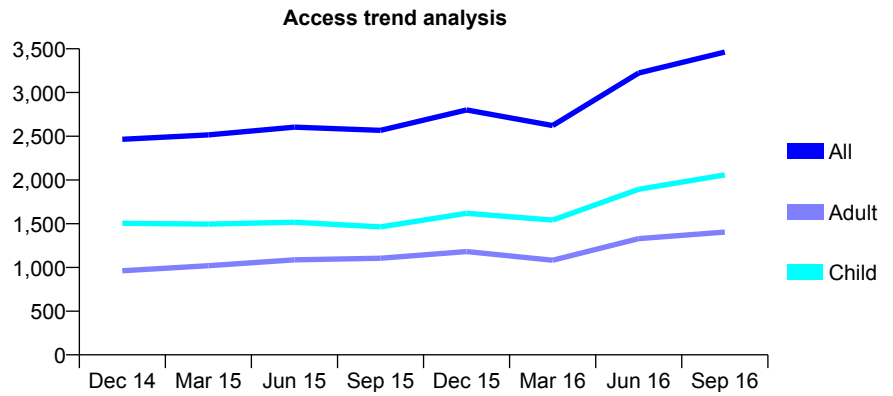
Q61 - Vital Signs At a Glance Contract Report for 689254/0005 - September 2016

Name or company name	MR M PATEL
Contract type name	GDS Contract
Purpose of contract	General
Contract start date	16/06/2010
Contract end date	

16/17 Contracted general activity (UDA)	9,508
Carry forward general activity (UDA)	41
16/17 Contracted orthodontic activity (UOA)	0
Carry forward orthodontic activity (UOA)	0
Baseline contract value	£807,979.98

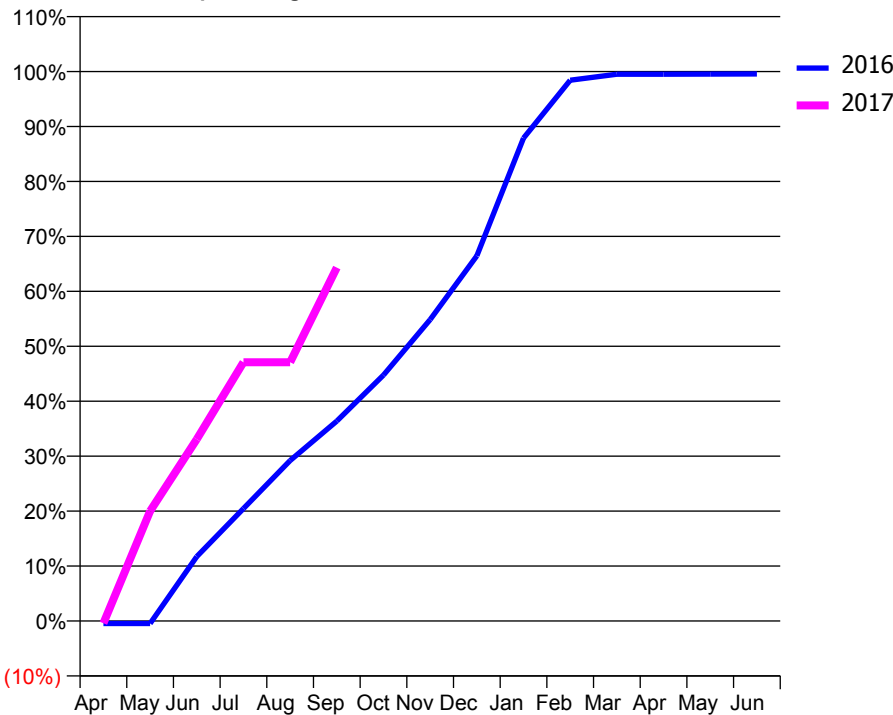
ACCESS*

Patients seen in 24 months	Total	Change since previous quarter
Quarter ending September 2015	2,568	
Quarter ending December 2015	2,800	↑
Quarter ending March 2016	2,623	↓
Quarter ending June 2016	3,223	↑
Quarter ending September 2016	3,462	↑
Variance since September 2015	34.8%	↑



ACTIVITY

Cumulative percentage of contracted UDA delivered 2016 & 2017



Month	Adjusted Scheduled Activity (UDA)	
	2016	2017
April	-45	-41
May	-45	1,902
June	1,115	3,147
July	1,946	4,477
August	2,777	4,477
September	3,460	6,115
October	4,257	
November	5,215	
December	6,318	
January	8,357	
February	9,358	
March	9,461	
April	9,461	
May	9,464	
June	9,467	

QUALITY

	Quantity	Base Number	Contract	AT	Region	England
% of FP17s for the same patient ID Re-attending within 3 months - Children	8	1,242	0.6%	11.2%	11.8%	12.4%
% of FP17s for the same patient ID Re-attending within 3 months - Adults	10	774	1.3%	16.3%	17.1%	16.7%
% of FP17s for the same patient ID Re-attending between 3 & 9 months - Children	14	1,242	1.1%	41.5%	45.8%	57.4%
% of FP17s for the same patient ID Re-attending between 3 & 9 months - Adults	7	774	0.9%	35.0%	37.6%	50.5%
% of FP17s for Band 1 Urgent Courses	8	2,014	0.4%	10.8%	10.6%	9.1%
% of FP17s Relating to Free Repair or Replacements	0	2,014	0.0%	0.5%	0.6%	0.8%
% of FP17s Relating to Continuations	0	2,014	0.0%	0.9%	0.9%	1.3%
% of Patients satisfied with the dentistry they have received	1	1	N/A	89.2%	90.2%	93.2%
% of Patients satisfied with the time they had to wait for an appointment	1	1	N/A	81.5%	83.8%	89.0%

* This is based on patients treated on this contract for their most recent course of treatment. Figures in italics indicate the base number of FP17s or Patient Questionnaire responses are less than 100. N/A is shown where the base number of responses is less than 10 during the period. % is calculated as Quantity/Base number*100

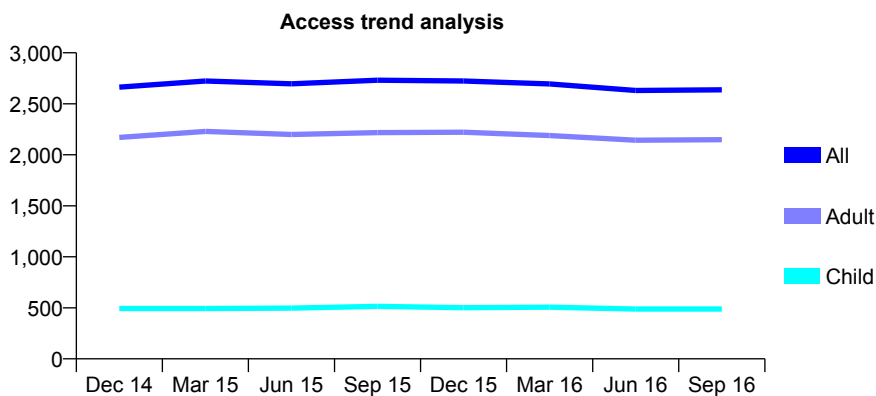
Q61 - Vital Signs At a Glance Contract Report for 689386/0003 - September 2016

Name or company name	MR SP DHAMI
Contract type name	GDS Contract
Purpose of contract	General
Contract start date	14/01/2010
Contract end date	

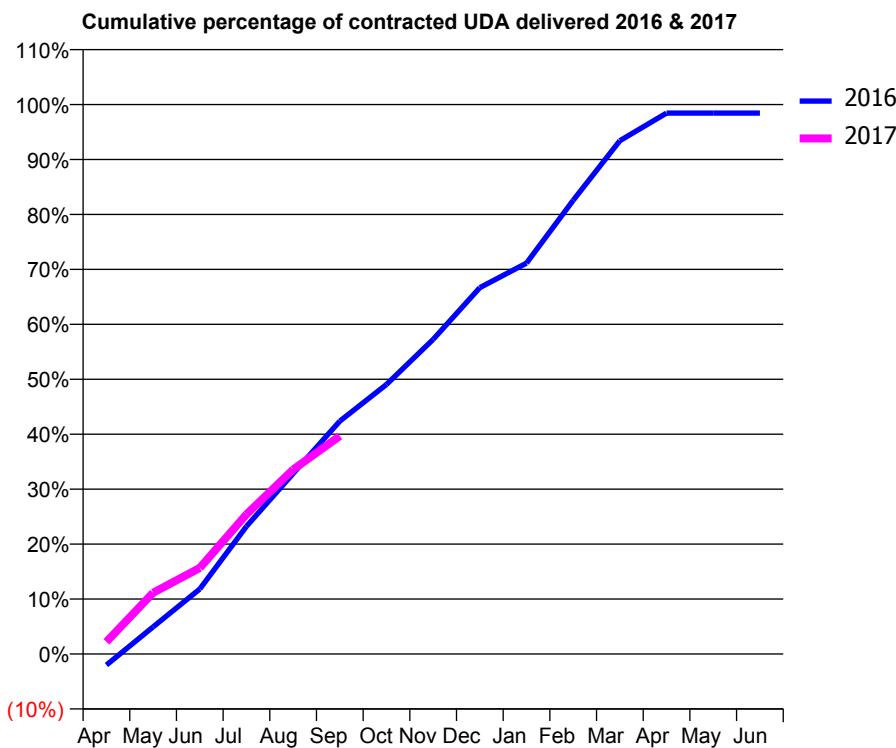
16/17 Contracted general activity (UDA)	11,716
Carry forward general activity (UDA)	184
16/17 Contracted orthodontic activity (UOA)	0
Carry forward orthodontic activity (UOA)	0
Baseline contract value	£288,930.81

ACCESS*

Patients seen in 24 months	Total	Change since previous quarter
Quarter ending September 2015	2,732	
Quarter ending December 2015	2,723	→
Quarter ending March 2016	2,695	↓
Quarter ending June 2016	2,631	↓
Quarter ending September 2016	2,637	→
Variance since September 2015	(3.5%)	↓



ACTIVITY



Month	Adjusted Scheduled Activity (UDA)	
	2016	2017
April	-238	259
May	579	1,307
June	1,387	1,835
July	2,721	2,977
August	3,848	3,933
September	4,965	4,647
October	5,747	
November	6,709	
December	7,810	
January	8,334	
February	9,673	
March	10,944	
April	11,532	
May	11,532	
June	11,532	

QUALITY

	Quantity	Base Number	Contract	AT	Region	England
% of FP17s for the same patient ID Re-attending within 3 months - Children	29	284	10.2%	11.2%	11.8%	12.4%
% of FP17s for the same patient ID Re-attending within 3 months - Adults	219	1,200	18.3%	16.3%	17.1%	16.7%
% of FP17s for the same patient ID Re-attending between 3 & 9 months - Children	127	284	44.7%	41.5%	45.8%	57.4%
% of FP17s for the same patient ID Re-attending between 3 & 9 months - Adults	493	1,200	41.1%	35.0%	37.6%	50.5%
% of FP17s for Band 1 Urgent Courses	80	1,367	5.9%	10.8%	10.6%	9.1%
% of FP17s Relating to Free Repair or Replacements	34	1,367	2.5%	0.5%	0.6%	0.8%
% of FP17s Relating to Continuations	62	1,367	4.5%	0.9%	0.9%	1.3%
% of Patients satisfied with the dentistry they have received	2	2	N/A	89.2%	90.2%	93.2%
% of Patients satisfied with the time they had to wait for an appointment	2	2	N/A	81.5%	83.8%	89.0%

* This is based on patients treated on this contract for their most recent course of treatment. Figures in italics indicate the base number of FP17s or Patient Questionnaire responses are less than 100. N/A is shown where the base number of responses is less than 10 during the period. % is calculated as Quantity/Base number*100

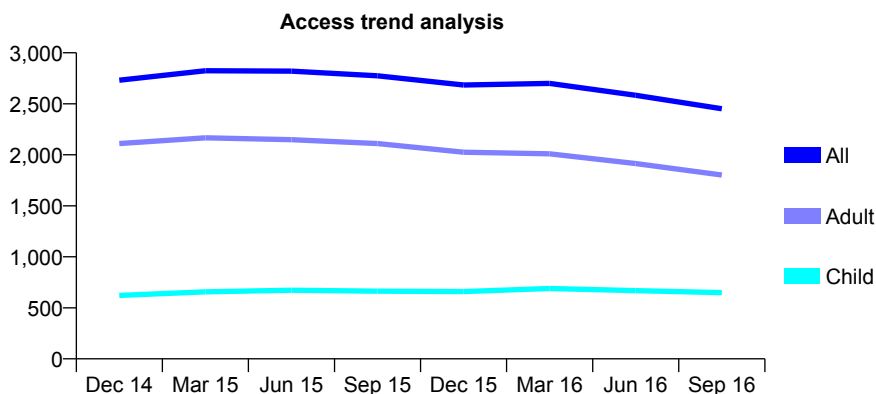
Q61 - Vital Signs At a Glance Contract Report for 691089/0001 - September 2016

Name or company name	MR R MAHER
Contract type name	GDS Contract
Purpose of contract	General
Contract start date	01/04/2006
Contract end date	

16/17 Contracted general activity (UDA)	8,238
Carry forward general activity (UDA)	34
16/17 Contracted orthodontic activity (UOA)	0
Carry forward orthodontic activity (UOA)	0
Baseline contract value	£230,516.94

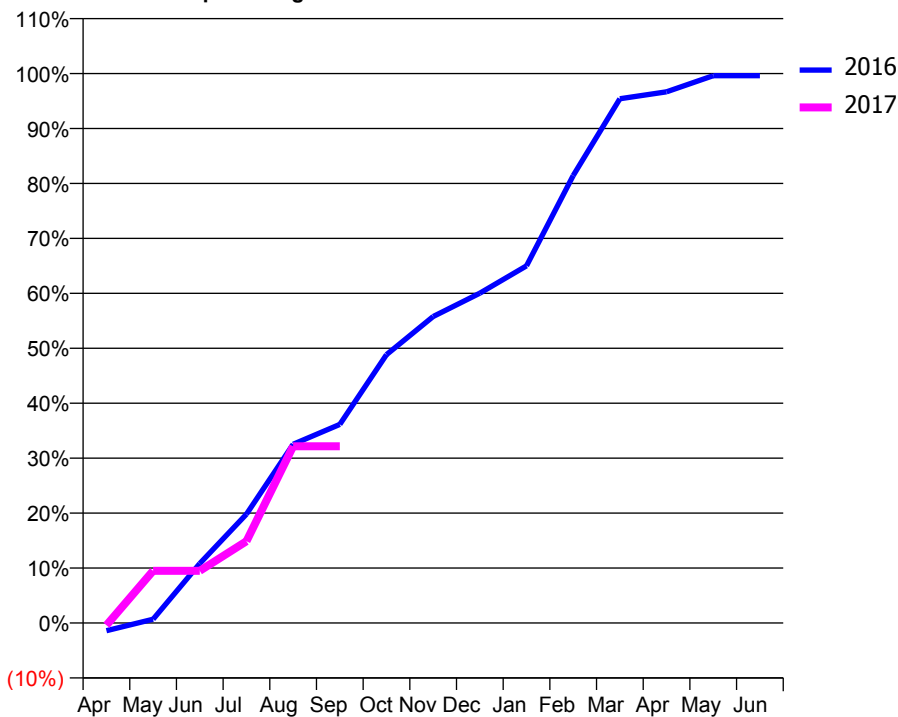
ACCESS*

Patients seen in 24 months	Total	Change since previous quarter
Quarter ending September 2015	2,774	
Quarter ending December 2015	2,684	↓
Quarter ending March 2016	2,700	→
Quarter ending June 2016	2,584	↓
Quarter ending September 2016	2,451	↓
Variance since September 2015	(11.6%)	↓



ACTIVITY

Cumulative percentage of contracted UDA delivered 2016 & 2017



Adjusted Scheduled Activity (UDA)

Month	2016	2017
April	-116	-34
May	57	783
June	893	783
July	1,633	1,227
August	2,679	2,651
September	2,978	2,651
October	4,024	
November	4,596	
December	4,946	
January	5,354	
February	6,709	
March	7,860	
April	7,963	
May	8,204	
June	8,204	

QUALITY

	Quantity	Base Number	Contract	AT	Region	England
% of FP17s for the same patient ID Re-attending within 3 months - Children	18	226	8.0%	11.2%	11.8%	12.4%
% of FP17s for the same patient ID Re-attending within 3 months - Adults	121	576	21.0%	16.3%	17.1%	16.7%
% of FP17s for the same patient ID Re-attending between 3 & 9 months - Children	62	226	27.4%	41.5%	45.8%	57.4%
% of FP17s for the same patient ID Re-attending between 3 & 9 months - Adults	126	576	21.9%	35.0%	37.6%	50.5%
% of FP17s for Band 1 Urgent Courses	219	709	30.9%	10.8%	10.6%	9.1%
% of FP17s Relating to Free Repair or Replacements	2	709	0.3%	0.5%	0.6%	0.8%
% of FP17s Relating to Continuations	1	709	0.1%	0.9%	0.9%	1.3%
% of Patients satisfied with the dentistry they have received	2	2	N/A	89.2%	90.2%	93.2%
% of Patients satisfied with the time they had to wait for an appointment	2	2	N/A	81.5%	83.8%	89.0%

* This is based on patients treated on this contract for their most recent course of treatment. Figures in italics indicate the base number of FP17s or Patient Questionnaire responses are less than 100. N/A is shown where the base number of responses is less than 10 during the period. % is calculated as Quantity/Base number*100

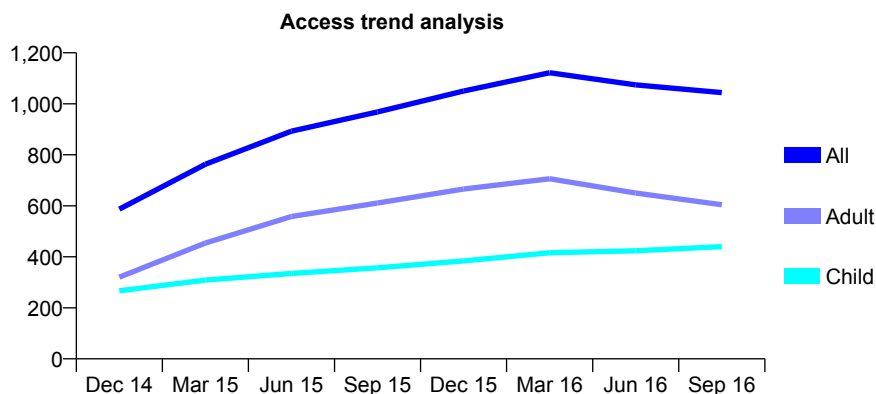
Q61 - Vital Signs At a Glance Contract Report for 693758/0001 - September 2016

Name or company name	MISS N PATEL
Contract type name	GDS Contract
Purpose of contract	General
Contract start date	01/04/2014
Contract end date	

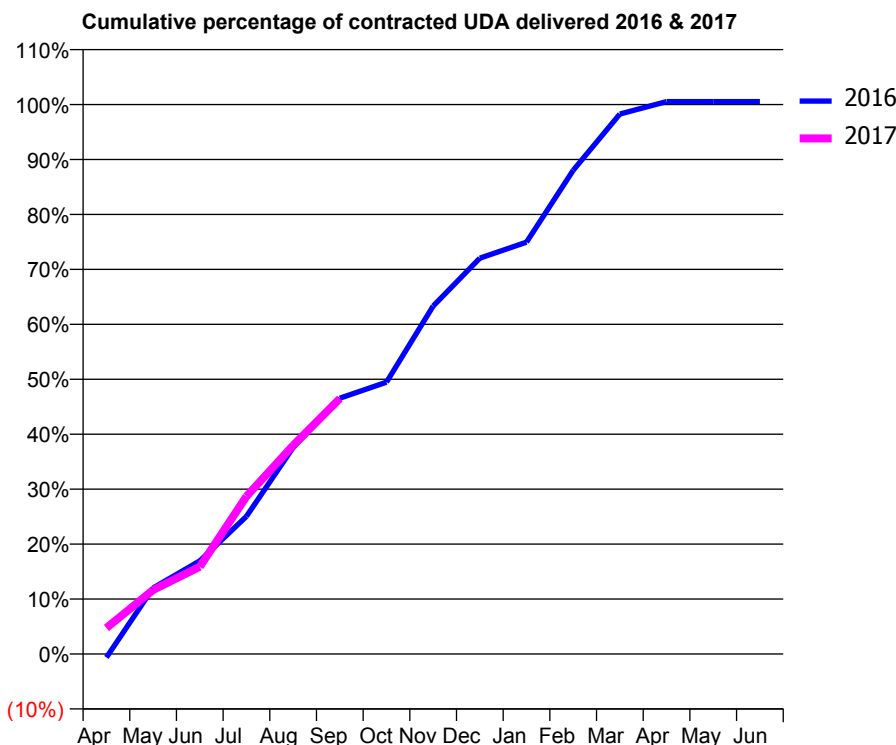
16/17 Contracted general activity (UDA)	2,137
Carry forward general activity (UDA)	-11
16/17 Contracted orthodontic activity (UOA)	0
Carry forward orthodontic activity (UOA)	0
Baseline contract value	£52,920.57

ACCESS*

Patients seen in 24 months	Total	Change since previous quarter
Quarter ending September 2015	968	
Quarter ending December 2015	1,050	↑
Quarter ending March 2016	1,122	↑
Quarter ending June 2016	1,074	↓
Quarter ending September 2016	1,044	↓
Variance since September 2015	7.9%	↑



ACTIVITY



Month	Adjusted Scheduled Activity (UDA)	
	2016	2017
April	-14	102
May	257	249
June	362	340
July	535	613
August	803	811
September	995	993
October	1,057	
November	1,353	
December	1,539	
January	1,602	
February	1,881	
March	2,100	
April	2,148	
May	2,148	
June	2,148	

QUALITY

	Quantity	Base Number	Contract	AT	Region	England
% of FP17s for the same patient ID Re-attending within 3 months - Children	23	309	7.4%	11.2%	11.8%	12.4%
% of FP17s for the same patient ID Re-attending within 3 months - Adults	33	255	12.9%	16.3%	17.1%	16.7%
% of FP17s for the same patient ID Re-attending between 3 & 9 months - Children	136	309	44.0%	41.5%	45.8%	57.4%
% of FP17s for the same patient ID Re-attending between 3 & 9 months - Adults	98	255	38.4%	35.0%	37.6%	50.5%
% of FP17s for Band 1 Urgent Courses	31	540	5.7%	10.8%	10.6%	9.1%
% of FP17s Relating to Free Repair or Replacements	1	540	0.2%	0.5%	0.6%	0.8%
% of FP17s Relating to Continuations	20	540	3.7%	0.9%	0.9%	1.3%
% of Patients satisfied with the dentistry they have received	0	0	N/A	89.2%	90.2%	93.2%
% of Patients satisfied with the time they had to wait for an appointment	0	0	N/A	81.5%	83.8%	89.0%

* This is based on patients treated on this contract for their most recent course of treatment. Figures in italics indicate the base number of FP17s or Patient Questionnaire responses are less than 100. N/A is shown where the base number of responses is less than 10 during the period. % is calculated as Quantity/Base number*100

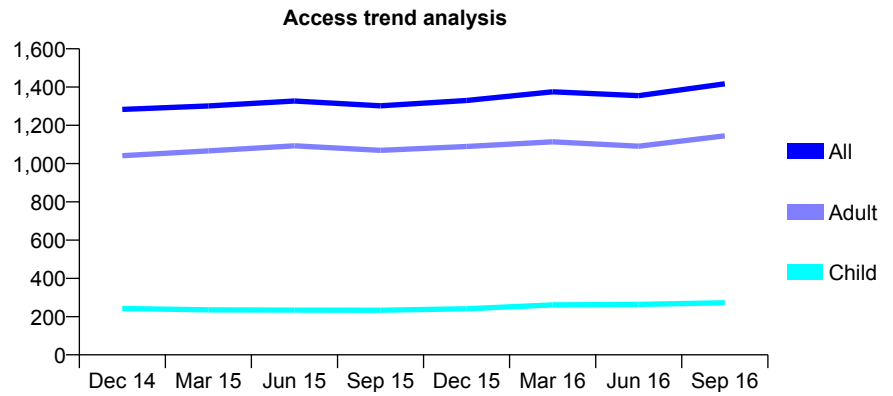
Q61 - Vital Signs At a Glance Contract Report for 725404/0001 - September 2016

Name or company name	MR K ELIAS
Contract type name	GDS Contract
Purpose of contract	General
Contract start date	01/04/2006
Contract end date	

16/17 Contracted general activity (UDA)	4,333
Carry forward general activity (UDA)	-57
16/17 Contracted orthodontic activity (UOA)	0
Carry forward orthodontic activity (UOA)	0
Baseline contract value	£126,916.74

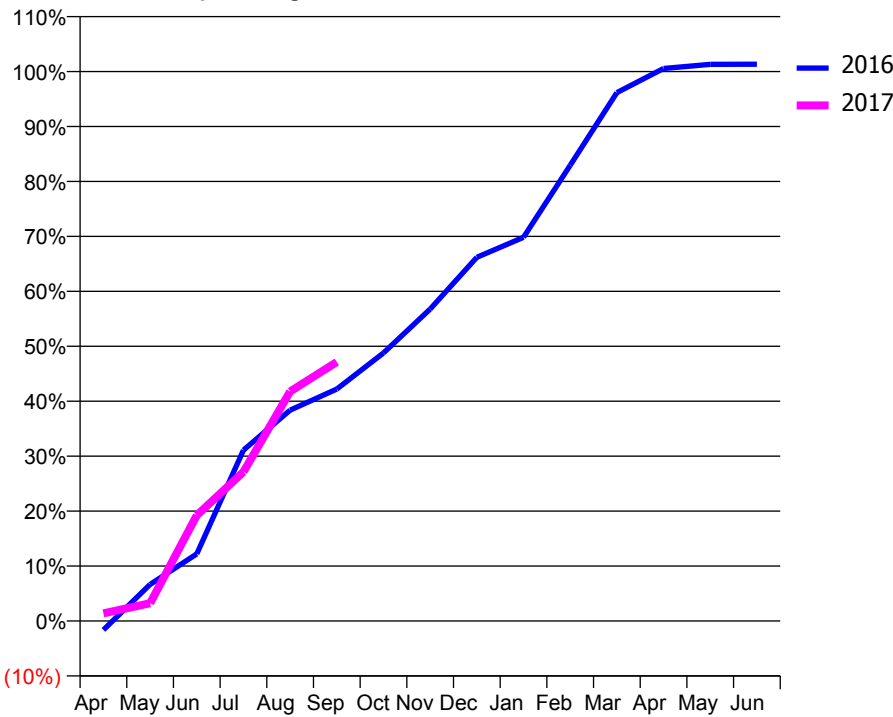
ACCESS*

Patients seen in 24 months	Total	Change since previous quarter
Quarter ending September 2015	1,302	
Quarter ending December 2015	1,330	↑
Quarter ending March 2016	1,375	↑
Quarter ending June 2016	1,355	↓
Quarter ending September 2016	1,417	↑
Variance since September 2015	8.8%	↑



ACTIVITY

Cumulative percentage of contracted UDA delivered 2016 & 2017



Month	Adjusted Scheduled Activity (UDA)	
	2016	2017
April	-71	60
May	289	140
June	530	834
July	1,347	1,176
August	1,663	1,810
September	1,829	2,043
October	2,114	
November	2,460	
December	2,868	
January	3,026	
February	3,593	
March	4,167	
April	4,357	
May	4,389	
June	4,390	

QUALITY

	Quantity	Base Number	Contract	AT	Region	England
% of FP17s for the same patient ID Re-attending within 3 months - Children	3	123	2.4%	11.2%	11.8%	12.4%
% of FP17s for the same patient ID Re-attending within 3 months - Adults	21	430	4.9%	16.3%	17.1%	16.7%
% of FP17s for the same patient ID Re-attending between 3 & 9 months - Children	31	123	25.2%	41.5%	45.8%	57.4%
% of FP17s for the same patient ID Re-attending between 3 & 9 months - Adults	91	430	21.2%	35.0%	37.6%	50.5%
% of FP17s for Band 1 Urgent Courses	29	481	6.0%	10.8%	10.6%	9.1%
% of FP17s Relating to Free Repair or Replacements	5	481	1.0%	0.5%	0.6%	0.8%
% of FP17s Relating to Continuations	0	481	0.0%	0.9%	0.9%	1.3%
% of Patients satisfied with the dentistry they have received	0	0	N/A	89.2%	90.2%	93.2%
% of Patients satisfied with the time they had to wait for an appointment	0	0	N/A	81.5%	83.8%	89.0%

* This is based on patients treated on this contract for their most recent course of treatment. Figures in italics indicate the base number of FP17s or Patient Questionnaire responses are less than 100. N/A is shown where the base number of responses is less than 10 during the period. % is calculated as Quantity/Base number*100

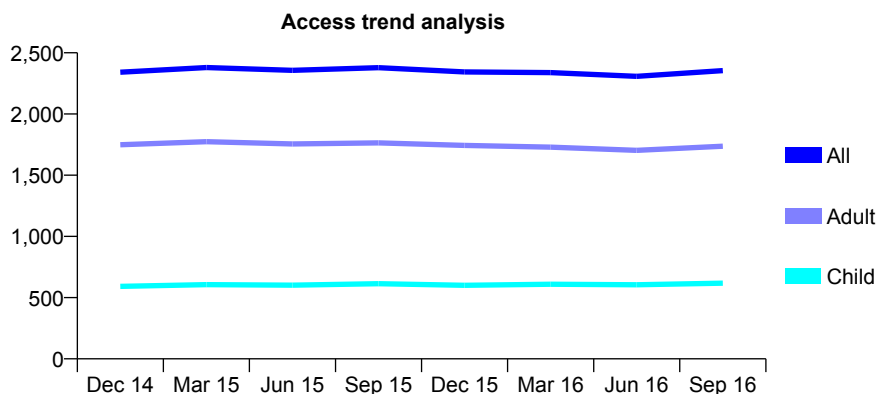
Q61 - Vital Signs At a Glance Contract Report for 729426/0001 - September 2016

Name or company name	MR AK SACHDEV
Contract type name	GDS Contract
Purpose of contract	General
Contract start date	02/07/2007
Contract end date	

16/17 Contracted general activity (UDA)	5,212
Carry forward general activity (UDA)	1
16/17 Contracted orthodontic activity (UOA)	0
Carry forward orthodontic activity (UOA)	0
Baseline contract value	£141,551.54

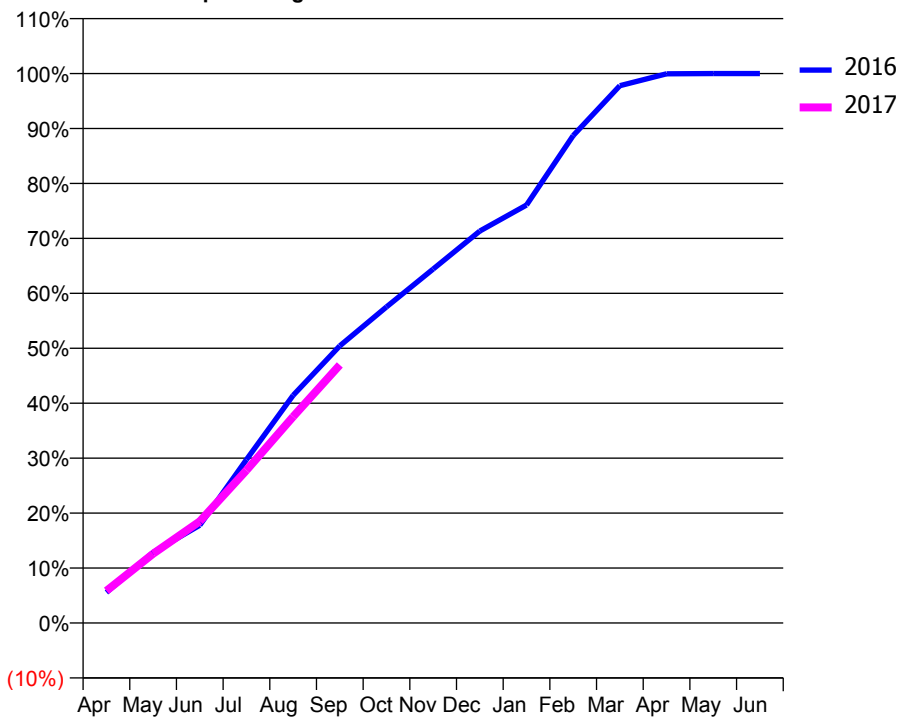
ACCESS*

Patients seen in 24 months	Total	Change since previous quarter
Quarter ending September 2015	2,378	
Quarter ending December 2015	2,344	↓
Quarter ending March 2016	2,338	→
Quarter ending June 2016	2,308	↓
Quarter ending September 2016	2,355	↑
Variance since September 2015	(1.0%)	→



ACTIVITY

Cumulative percentage of contracted UDA delivered 2016 & 2017



Month	Adjusted Scheduled Activity (UDA)	
	2016	2017
April	290	305
May	670	657
June	928	965
July	1,550	1,449
August	2,160	1,957
September	2,628	2,448
October	2,998	
November	3,357	
December	3,718	
January	3,964	
February	4,623	
March	5,097	
April	5,209	
May	5,211	
June	5,211	

QUALITY

	Quantity	Base Number	Contract	AT	Region	England
% of FP17s for the same patient ID Re-attending within 3 months - Children	7	345	2.0%	11.2%	11.8%	12.4%
% of FP17s for the same patient ID Re-attending within 3 months - Adults	43	811	5.3%	16.3%	17.1%	16.7%
% of FP17s for the same patient ID Re-attending between 3 & 9 months - Children	143	345	41.4%	41.5%	45.8%	57.4%
% of FP17s for the same patient ID Re-attending between 3 & 9 months - Adults	279	811	34.4%	35.0%	37.6%	50.5%
% of FP17s for Band 1 Urgent Courses	198	1,102	18.0%	10.8%	10.6%	9.1%
% of FP17s Relating to Free Repair or Replacements	1	1,102	0.1%	0.5%	0.6%	0.8%
% of FP17s Relating to Continuations	0	1,102	0.0%	0.9%	0.9%	1.3%
% of Patients satisfied with the dentistry they have received	1	1	N/A	89.2%	90.2%	93.2%
% of Patients satisfied with the time they had to wait for an appointment	1	1	N/A	81.5%	83.8%	89.0%

* This is based on patients treated on this contract for their most recent course of treatment. Figures in italics indicate the base number of FP17s or Patient Questionnaire responses are less than 100. N/A is shown where the base number of responses is less than 10 during the period. % is calculated as Quantity/Base number*100

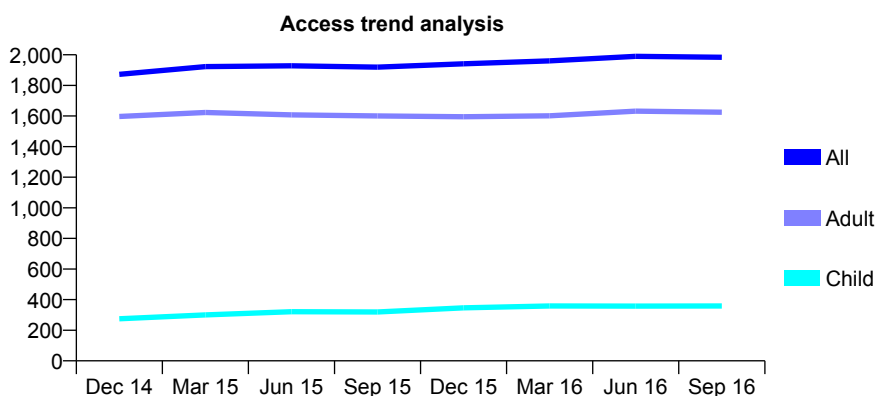
Q61 - Vital Signs At a Glance Contract Report for 729914/0001 - September 2016

Name or company name	MR ML EVANS
Contract type name	GDS Contract
Purpose of contract	General
Contract start date	01/04/2006
Contract end date	

16/17 Contracted general activity (UDA)	7,180
Carry forward general activity (UDA)	0
16/17 Contracted orthodontic activity (UOA)	0
Carry forward orthodontic activity (UOA)	0
Baseline contract value	£237,917.64

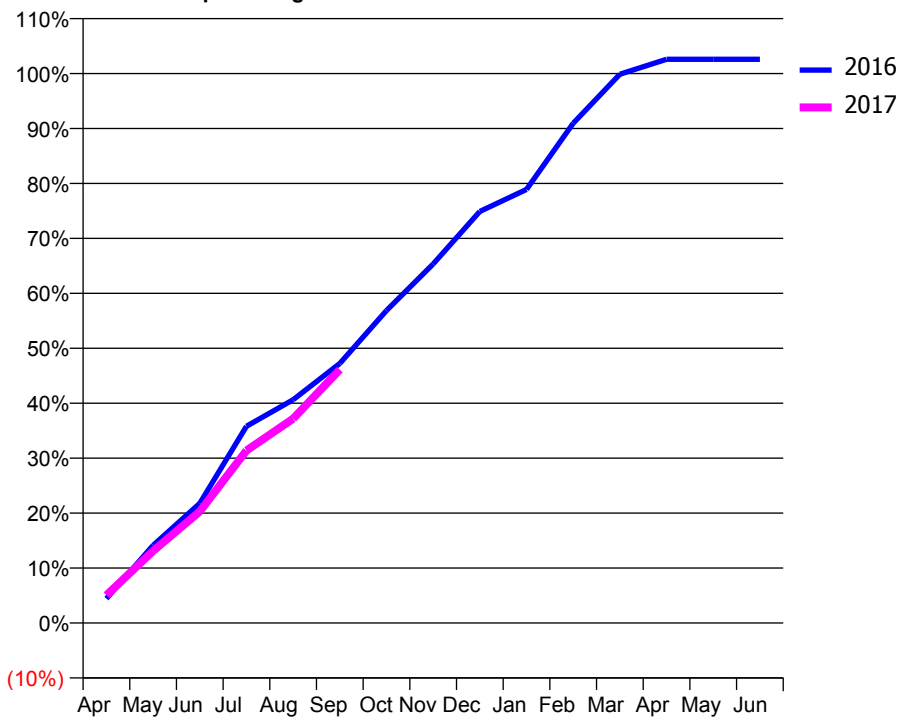
ACCESS*

Patients seen in 24 months	Total	Change since previous quarter
Quarter ending September 2015	1,919	
Quarter ending December 2015	1,941	→
Quarter ending March 2016	1,960	→
Quarter ending June 2016	1,990	→
Quarter ending September 2016	1,984	→
Variance since September 2015	3.4%	↑



ACTIVITY

Cumulative percentage of contracted UDA delivered 2016 & 2017



Adjusted Scheduled Activity (UDA)

Month	2016	2017
April	320	363
May	1,015	941
June	1,564	1,458
July	2,570	2,254
August	2,917	2,671
September	3,392	3,311
October	4,084	
November	4,692	
December	5,378	
January	5,665	
February	6,530	
March	7,171	
April	7,366	
May	7,366	
June	7,366	

QUALITY

	Quantity	Base Number	Contract	AT	Region	England
% of FP17s for the same patient ID Re-attending within 3 months - Children	16	207	7.7%	11.2%	11.8%	12.4%
% of FP17s for the same patient ID Re-attending within 3 months - Adults	303	1,043	29.1%	16.3%	17.1%	16.7%
% of FP17s for the same patient ID Re-attending between 3 & 9 months - Children	73	207	35.3%	41.5%	45.8%	57.4%
% of FP17s for the same patient ID Re-attending between 3 & 9 months - Adults	341	1,043	32.7%	35.0%	37.6%	50.5%
% of FP17s for Band 1 Urgent Courses	0	1,159	0.0%	10.8%	10.6%	9.1%
% of FP17s Relating to Free Repair or Replacements	0	1,159	0.0%	0.5%	0.6%	0.8%
% of FP17s Relating to Continuations	202	1,159	17.4%	0.9%	0.9%	1.3%
% of Patients satisfied with the dentistry they have received	3	3	N/A	89.2%	90.2%	93.2%
% of Patients satisfied with the time they had to wait for an appointment	2	3	N/A	81.5%	83.8%	89.0%

* This is based on patients treated on this contract for their most recent course of treatment. Figures in italics indicate the base number of FP17s or Patient Questionnaire responses are less than 100. N/A is shown where the base number of responses is less than 10 during the period. % is calculated as Quantity/Base number*100

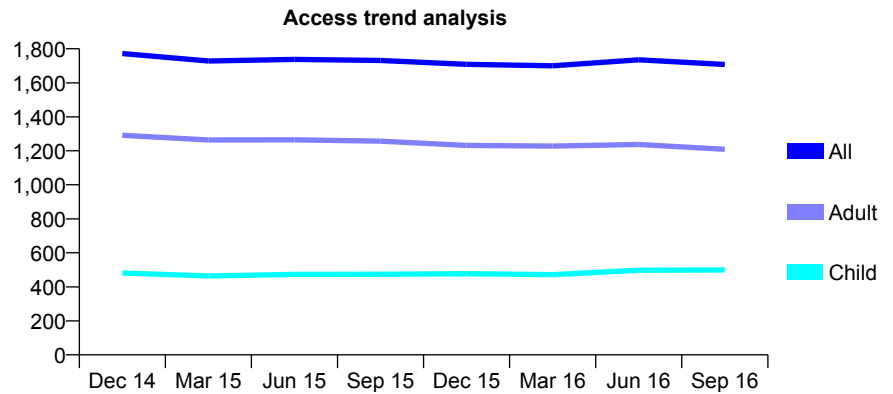
Q61 - Vital Signs At a Glance Contract Report for 730726/0001 - September 2016

Name or company name	MR K ALI
Contract type name	GDS Contract
Purpose of contract	General
Contract start date	01/04/2006
Contract end date	

16/17 Contracted general activity (UDA)	5,150
Carry forward general activity (UDA)	0
16/17 Contracted orthodontic activity (UOA)	0
Carry forward orthodontic activity (UOA)	0
Baseline contract value	£187,464.42

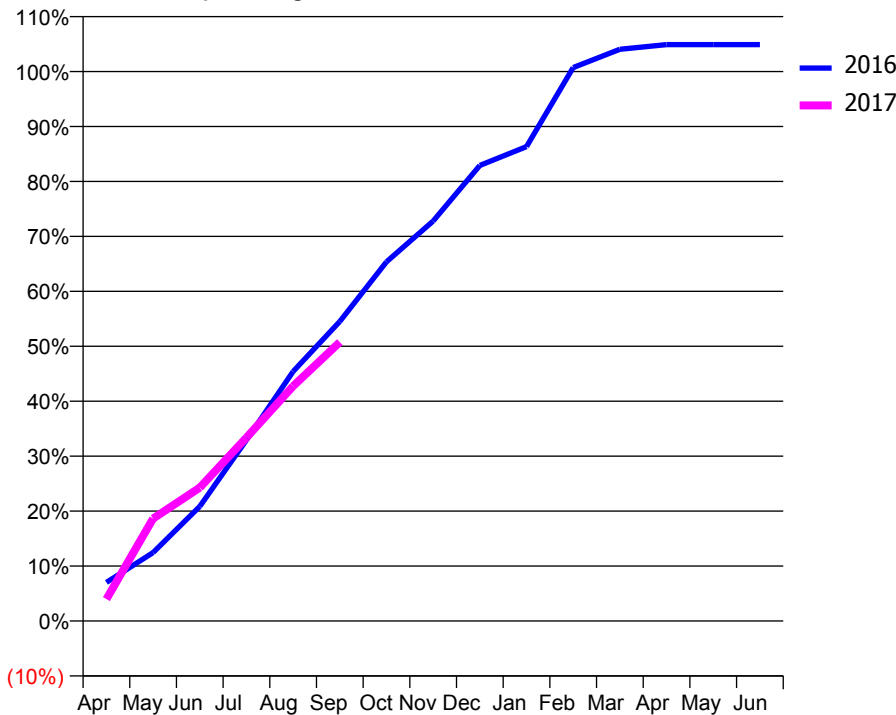
ACCESS*

Patients seen in 24 months	Total	Change since previous quarter
Quarter ending September 2015	1,731	
Quarter ending December 2015	1,709	↓
Quarter ending March 2016	1,700	→
Quarter ending June 2016	1,735	↑
Quarter ending September 2016	1,708	↓
Variance since September 2015	(1.3%)	↓



ACTIVITY

Cumulative percentage of contracted UDA delivered 2016 & 2017



Month	Adjusted Scheduled Activity (UDA)	
	2016	2017
April	362	205
May	642	960
June	1,075	1,250
July	1,696	1,719
August	2,339	2,202
September	2,807	2,614
October	3,366	
November	3,748	
December	4,269	
January	4,447	
February	5,187	
March	5,359	
April	5,402	
May	5,402	
June	5,402	

QUALITY

	Quantity	Base Number	Contract	AT	Region	England
% of FP17s for the same patient ID Re-attending within 3 months - Children	19	280	6.8%	11.2%	11.8%	12.4%
% of FP17s for the same patient ID Re-attending within 3 months - Adults	24	557	4.3%	16.3%	17.1%	16.7%
% of FP17s for the same patient ID Re-attending between 3 & 9 months - Children	105	280	37.5%	41.5%	45.8%	57.4%
% of FP17s for the same patient ID Re-attending between 3 & 9 months - Adults	186	557	33.4%	35.0%	37.6%	50.5%
% of FP17s for Band 1 Urgent Courses	0	826	0.0%	10.8%	10.6%	9.1%
% of FP17s Relating to Free Repair or Replacements	4	826	0.5%	0.5%	0.6%	0.8%
% of FP17s Relating to Continuations	2	826	0.2%	0.9%	0.9%	1.3%
% of Patients satisfied with the dentistry they have received	0	0	N/A	89.2%	90.2%	93.2%
% of Patients satisfied with the time they had to wait for an appointment	0	0	N/A	81.5%	83.8%	89.0%

* This is based on patients treated on this contract for their most recent course of treatment. Figures in italics indicate the base number of FP17s or Patient Questionnaire responses are less than 100. N/A is shown where the base number of responses is less than 10 during the period. % is calculated as Quantity/Base number*100

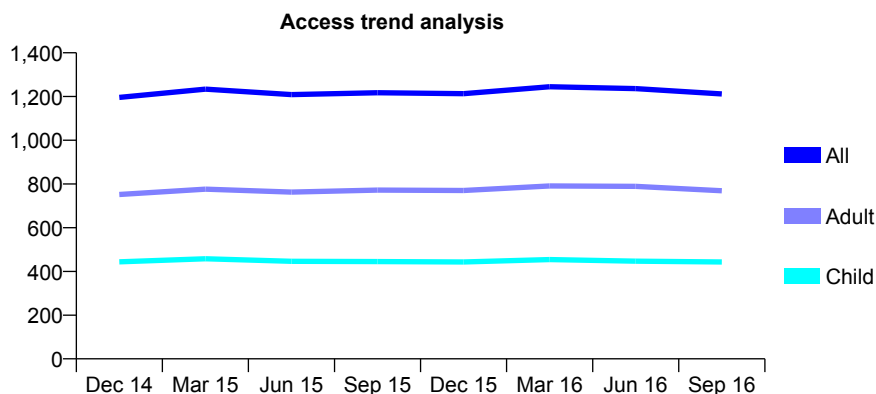
Q61 - Vital Signs At a Glance Contract Report for 731129/0001 - September 2016

Name or company name	MR AZ MALIK
Contract type name	GDS Contract
Purpose of contract	General
Contract start date	01/04/2006
Contract end date	

16/17 Contracted general activity (UDA)	3,500
Carry forward general activity (UDA)	0
16/17 Contracted orthodontic activity (UOA)	0
Carry forward orthodontic activity (UOA)	0
Baseline contract value	£83,234.89

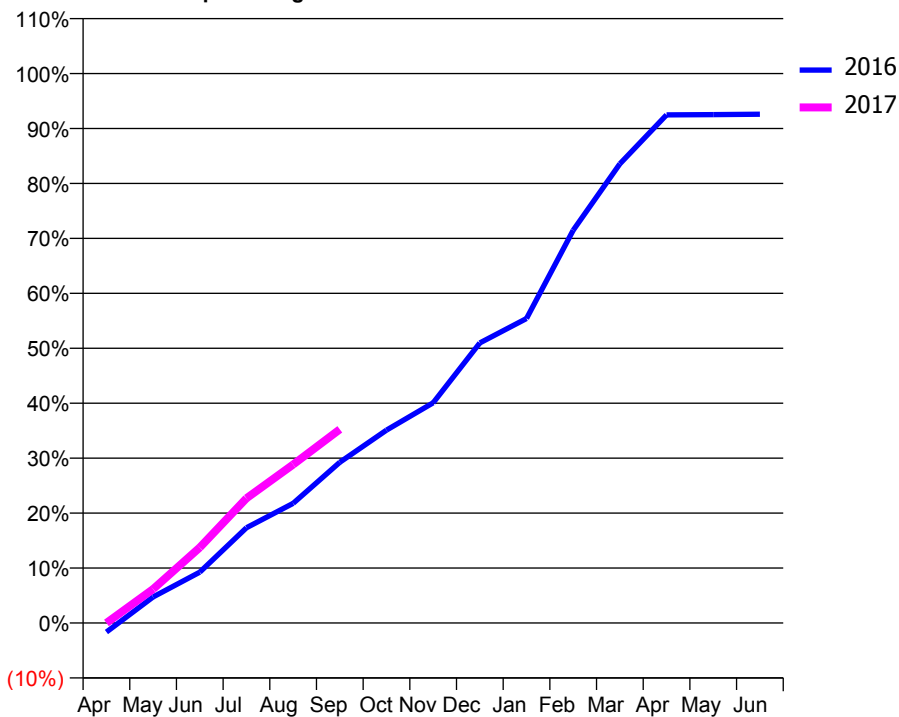
ACCESS*

Patients seen in 24 months	Total	Change since previous quarter
Quarter ending September 2015	1,217	
Quarter ending December 2015	1,213	→
Quarter ending March 2016	1,245	↑
Quarter ending June 2016	1,236	→
Quarter ending September 2016	1,212	↓
Variance since September 2015	(0.4%)	→



ACTIVITY

Cumulative percentage of contracted UDA delivered 2016 & 2017



Month	Adjusted Scheduled Activity (UDA)	
	2016	2017
April	-59	0
May	166	216
June	324	481
July	607	794
August	762	1,010
September	1,024	1,234
October	1,228	
November	1,402	
December	1,784	
January	1,940	
February	2,502	
March	2,925	
April	3,237	
May	3,238	
June	3,241	

QUALITY

	Quantity	Base Number	Contract	AT	Region	England
% of FP17s for the same patient ID Re-attending within 3 months - Children	18	335	5.4%	11.2%	11.8%	12.4%
% of FP17s for the same patient ID Re-attending within 3 months - Adults	66	385	17.1%	16.3%	17.1%	16.7%
% of FP17s for the same patient ID Re-attending between 3 & 9 months - Children	158	335	47.2%	41.5%	45.8%	57.4%
% of FP17s for the same patient ID Re-attending between 3 & 9 months - Adults	145	385	37.7%	35.0%	37.6%	50.5%
% of FP17s for Band 1 Urgent Courses	73	627	11.6%	10.8%	10.6%	9.1%
% of FP17s Relating to Free Repair or Replacements	14	627	2.2%	0.5%	0.6%	0.8%
% of FP17s Relating to Continuations	2	627	0.3%	0.9%	0.9%	1.3%
% of Patients satisfied with the dentistry they have received	0	0	N/A	89.2%	90.2%	93.2%
% of Patients satisfied with the time they had to wait for an appointment	0	0	N/A	81.5%	83.8%	89.0%

* This is based on patients treated on this contract for their most recent course of treatment. Figures in italics indicate the base number of FP17s or Patient Questionnaire responses are less than 100. N/A is shown where the base number of responses is less than 10 during the period. % is calculated as Quantity/Base number*100

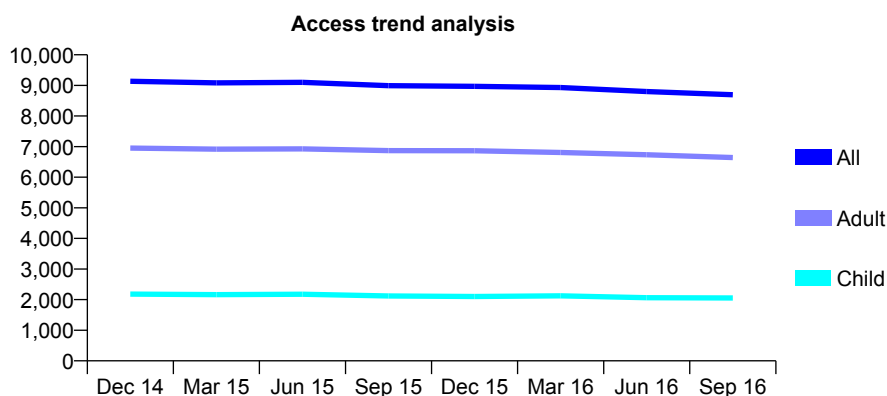
Q61 - Vital Signs At a Glance Contract Report for 731285/0001 - September 2016

Name or company name	MR VM BARNES
Contract type name	GDS Contract
Purpose of contract	General
Contract start date	01/04/2006
Contract end date	

16/17 Contracted general activity (UDA)	23,933
Carry forward general activity (UDA)	-312
16/17 Contracted orthodontic activity (UOA)	0
Carry forward orthodontic activity (UOA)	0
Baseline contract value	£802,188.51

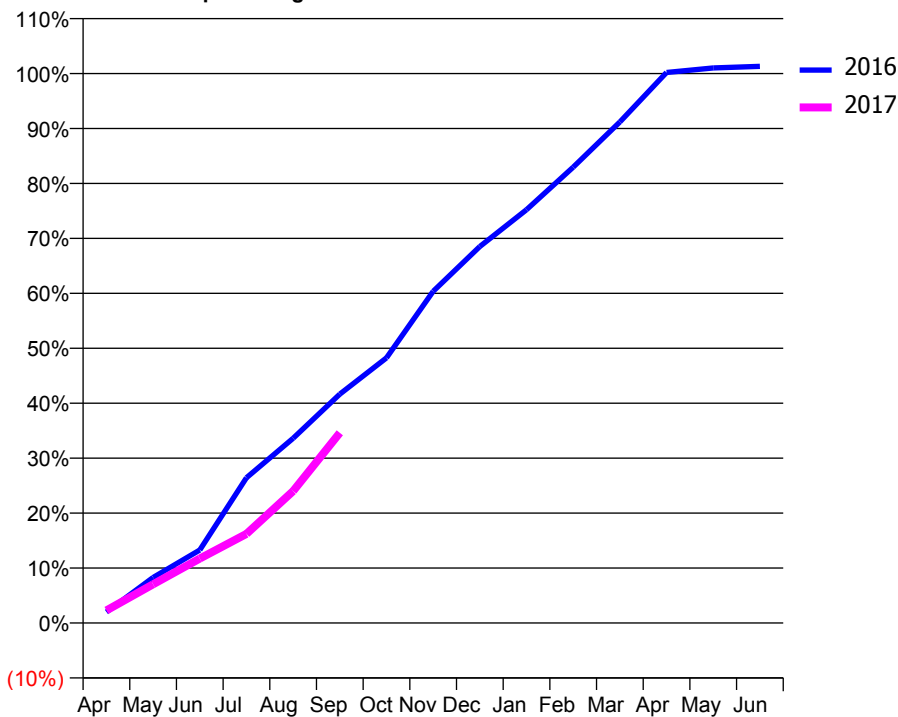
ACCESS*

Patients seen in 24 months	Total	Change since previous quarter
Quarter ending September 2015	8,990	
Quarter ending December 2015	8,968	→
Quarter ending March 2016	8,931	→
Quarter ending June 2016	8,800	↓
Quarter ending September 2016	8,696	↓
Variance since September 2015	(3.3%)	↓



ACTIVITY

Cumulative percentage of contracted UDA delivered 2016 & 2017



QUALITY

	Quantity	Base Number	Contract	AT	Region	England
% of FP17s for the same patient ID Re-attending within 3 months - Children	45	1,092	4.1%	11.2%	11.8%	12.4%
% of FP17s for the same patient ID Re-attending within 3 months - Adults	446	3,769	11.8%	16.3%	17.1%	16.7%
% of FP17s for the same patient ID Re-attending between 3 & 9 months - Children	451	1,092	41.3%	41.5%	45.8%	57.4%
% of FP17s for the same patient ID Re-attending between 3 & 9 months - Adults	1,689	3,769	44.8%	35.0%	37.6%	50.5%
% of FP17s for Band 1 Urgent Courses	207	3,936	5.3%	10.8%	10.6%	9.1%
% of FP17s Relating to Free Repair or Replacements	27	3,936	0.7%	0.5%	0.6%	0.8%
% of FP17s Relating to Continuations	22	3,936	0.6%	0.9%	0.9%	1.3%
% of Patients satisfied with the dentistry they have received	4	5	N/A	89.2%	90.2%	93.2%
% of Patients satisfied with the time they had to wait for an appointment	5	5	N/A	81.5%	83.8%	89.0%

* This is based on patients treated on this contract for their most recent course of treatment. Figures in italics indicate the base number of FP17s or Patient Questionnaire responses are less than 100. N/A is shown where the base number of responses is less than 10 during the period. % is calculated as Quantity/Base number*100

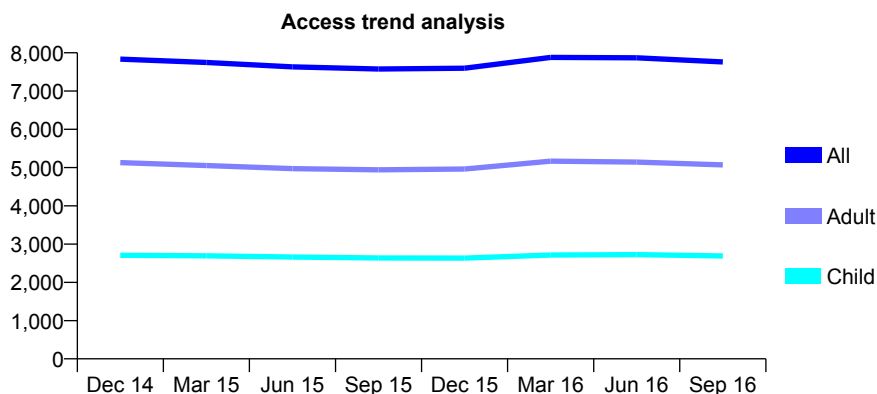
Q61 - Vital Signs At a Glance Contract Report for 733180/0001 - September 2016

Name or company name	MR P PATEL
Contract type name	GDS Contract
Purpose of contract	General
Contract start date	01/04/2006
Contract end date	

16/17 Contracted general activity (UDA)	20,204
Carry forward general activity (UDA)	-260
16/17 Contracted orthodontic activity (UOA)	0
Carry forward orthodontic activity (UOA)	0
Baseline contract value	£594,316.19

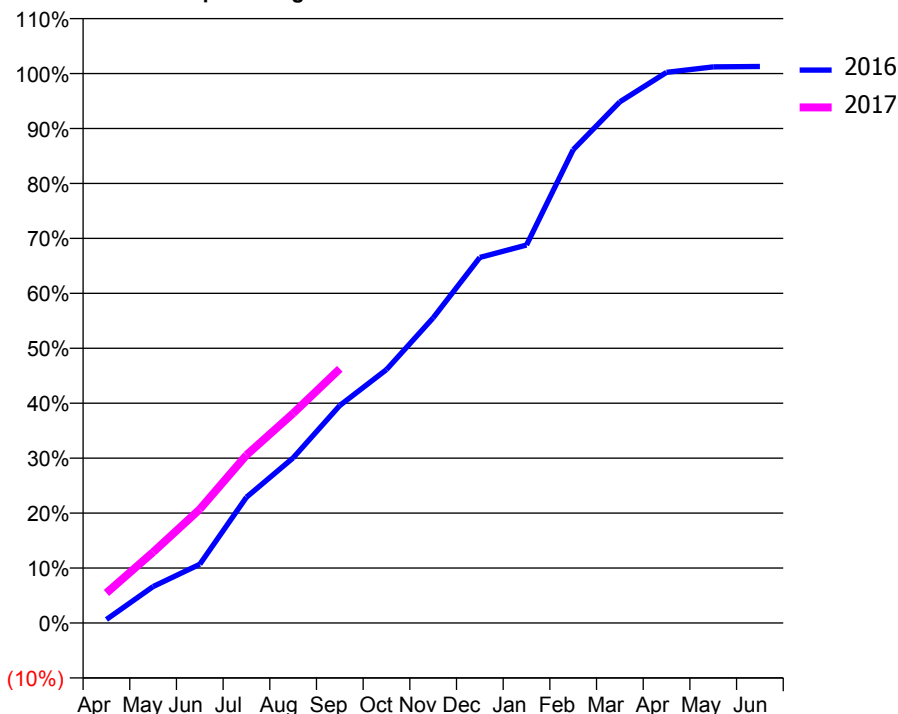
ACCESS*

Patients seen in 24 months	Total	Change since previous quarter
Quarter ending September 2015	7,577	
Quarter ending December 2015	7,597	→
Quarter ending March 2016	7,880	↑
Quarter ending June 2016	7,869	→
Quarter ending September 2016	7,761	↓
Variance since September 2015	2.4%	↑



ACTIVITY

Cumulative percentage of contracted UDA delivered 2016 & 2017



Month	Adjusted Scheduled Activity (UDA)	
	2016	2017
April	132	1,107
May	1,342	2,608
June	2,159	4,187
July	4,625	6,173
August	6,072	7,712
September	8,000	9,347
October	9,319	
November	11,218	
December	13,441	
January	13,898	
February	17,405	
March	19,162	
April	20,249	
May	20,450	
June	20,464	

QUALITY

	Quantity	Base Number	Contract	AT	Region	England
% of FP17s for the same patient ID Re-attending within 3 months - Children	159	1,637	9.7%	11.2%	11.8%	12.4%
% of FP17s for the same patient ID Re-attending within 3 months - Adults	452	2,878	15.7%	16.3%	17.1%	16.7%
% of FP17s for the same patient ID Re-attending between 3 & 9 months - Children	741	1,637	45.3%	41.5%	45.8%	57.4%
% of FP17s for the same patient ID Re-attending between 3 & 9 months - Adults	1,069	2,878	37.1%	35.0%	37.6%	50.5%
% of FP17s for Band 1 Urgent Courses	379	3,606	10.5%	10.8%	10.6%	9.1%
% of FP17s Relating to Free Repair or Replacements	6	3,606	0.2%	0.5%	0.6%	0.8%
% of FP17s Relating to Continuations	45	3,606	1.2%	0.9%	0.9%	1.3%
% of Patients satisfied with the dentistry they have received	2	3	N/A	89.2%	90.2%	93.2%
% of Patients satisfied with the time they had to wait for an appointment	2	3	N/A	81.5%	83.8%	89.0%

* This is based on patients treated on this contract for their most recent course of treatment. Figures in italics indicate the base number of FP17s or Patient Questionnaire responses are less than 100. N/A is shown where the base number of responses is less than 10 during the period. % is calculated as Quantity/Base number*100

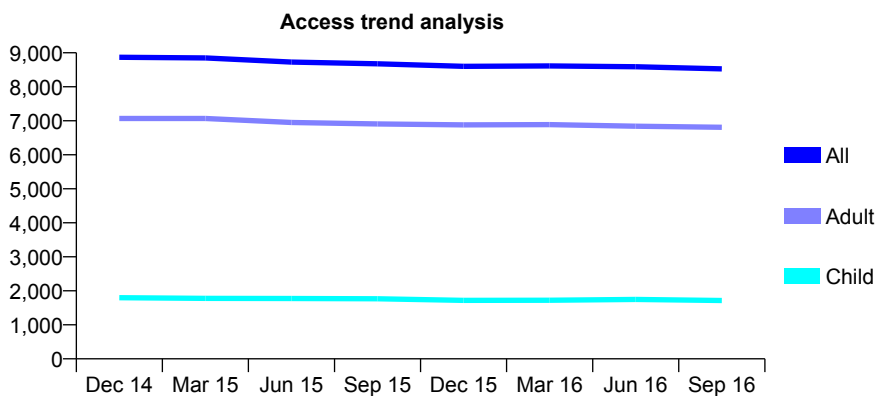
Q61 - Vital Signs At a Glance Contract Report for 733202/0001 - September 2016

Name or company name	MR CM GAUNT
Contract type name	GDS Contract
Purpose of contract	General
Contract start date	01/04/2006
Contract end date	

16/17 Contracted general activity (UDA)	24,083
Carry forward general activity (UDA)	0
16/17 Contracted orthodontic activity (UOA)	0
Carry forward orthodontic activity (UOA)	0
Baseline contract value	£682,556.93

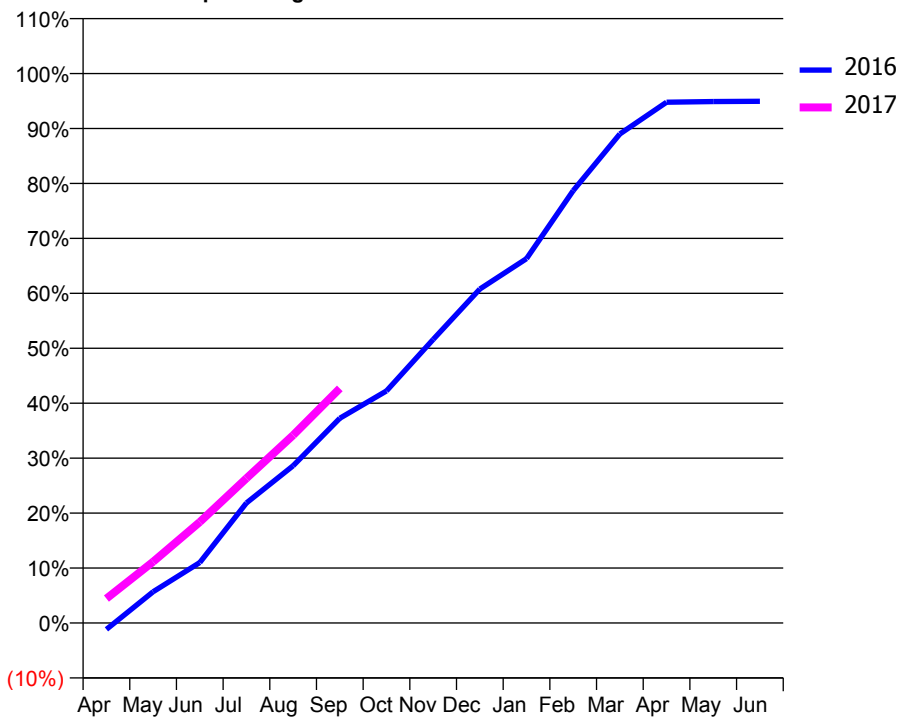
ACCESS*

Patients seen in 24 months	Total	Change since previous quarter
Quarter ending September 2015	8,677	
Quarter ending December 2015	8,602	→
Quarter ending March 2016	8,612	→
Quarter ending June 2016	8,591	→
Quarter ending September 2016	8,526	→
Variance since September 2015	(1.7%)	↓



ACTIVITY

Cumulative percentage of contracted UDA delivered 2016 & 2017



Month	Adjusted Scheduled Activity (UDA)	
	2016	2017
April	-283	1,074
May	1,373	2,688
June	2,648	4,429
July	5,260	6,347
August	6,895	8,231
September	8,974	10,285
October	10,173	
November	12,429	
December	14,638	
January	15,972	
February	18,952	
March	21,431	
April	22,825	
May	22,853	
June	22,865	

QUALITY

	Quantity	Base Number	Contract	AT	Region	England
% of FP17s for the same patient ID Re-attending within 3 months - Children	65	1,183	5.5%	11.2%	11.8%	12.4%
% of FP17s for the same patient ID Re-attending within 3 months - Adults	744	4,368	17.0%	16.3%	17.1%	16.7%
% of FP17s for the same patient ID Re-attending between 3 & 9 months - Children	555	1,183	46.9%	41.5%	45.8%	57.4%
% of FP17s for the same patient ID Re-attending between 3 & 9 months - Adults	2,044	4,368	46.8%	35.0%	37.6%	50.5%
% of FP17s for Band 1 Urgent Courses	621	5,073	12.2%	10.8%	10.6%	9.1%
% of FP17s Relating to Free Repair or Replacements	15	5,073	0.3%	0.5%	0.6%	0.8%
% of FP17s Relating to Continuations	73	5,073	1.4%	0.9%	0.9%	1.3%
% of Patients satisfied with the dentistry they have received	8	8	N/A	89.2%	90.2%	93.2%
% of Patients satisfied with the time they had to wait for an appointment	7	8	N/A	81.5%	83.8%	89.0%

* This is based on patients treated on this contract for their most recent course of treatment. Figures in italics indicate the base number of FP17s or Patient Questionnaire responses are less than 100. N/A is shown where the base number of responses is less than 10 during the period. % is calculated as Quantity/Base number*100

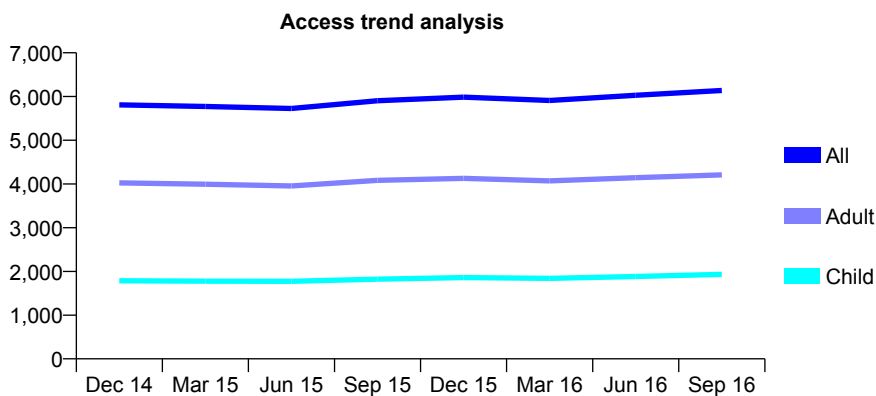
Q61 - Vital Signs At a Glance Contract Report for 733245/0001 - September 2016

Name or company name	MR AM BOOKEY
Contract type name	GDS Contract
Purpose of contract	General
Contract start date	01/04/2006
Contract end date	

16/17 Contracted general activity (UDA)	13,493
Carry forward general activity (UDA)	-65
16/17 Contracted orthodontic activity (UOA)	0
Carry forward orthodontic activity (UOA)	0
Baseline contract value	£308,526.35

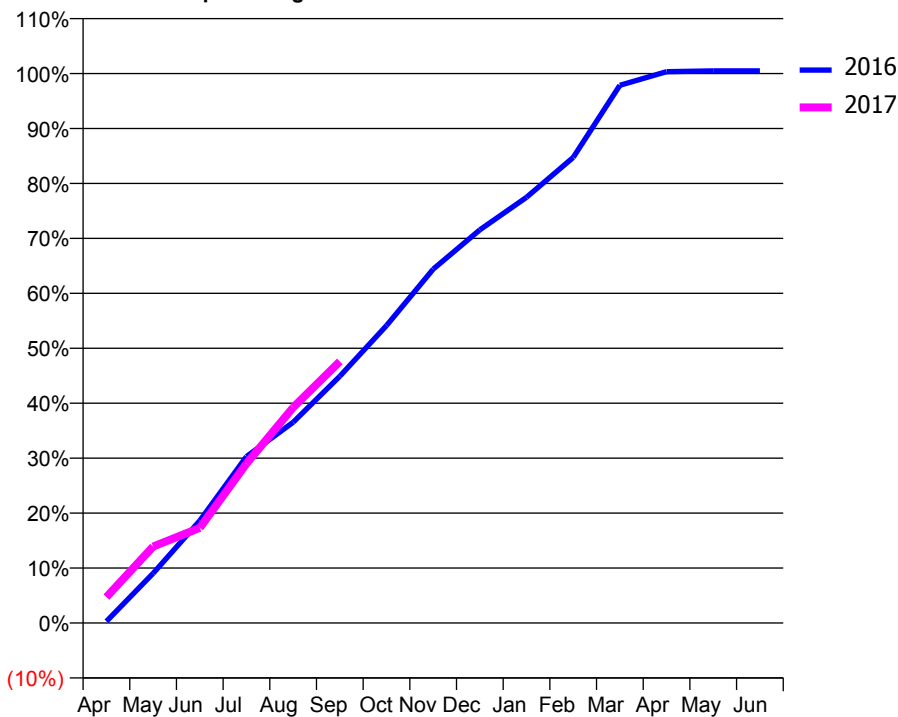
ACCESS*

Patients seen in 24 months	Total	Change since previous quarter
Quarter ending September 2015	5,905	
Quarter ending December 2015	5,986	→
Quarter ending March 2016	5,910	↓
Quarter ending June 2016	6,028	→
Quarter ending September 2016	6,138	→
Variance since September 2015	3.9%	↑



ACTIVITY

Cumulative percentage of contracted UDA delivered 2016 & 2017



Adjusted Scheduled Activity (UDA)

Month	2016	2017
April	41	638
May	1,219	1,879
June	2,512	2,337
July	4,087	3,915
August	4,929	5,294
September	6,058	6,424
October	7,305	
November	8,690	
December	9,653	
January	10,453	
February	11,432	
March	13,203	
April	13,537	
May	13,558	
June	13,558	

QUALITY

	Quantity	Base Number	Contract	AT	Region	England
% of FP17s for the same patient ID Re-attending within 3 months - Children	75	1,237	6.1%	11.2%	11.8%	12.4%
% of FP17s for the same patient ID Re-attending within 3 months - Adults	207	2,286	9.1%	16.3%	17.1%	16.7%
% of FP17s for the same patient ID Re-attending between 3 & 9 months - Children	640	1,237	51.7%	41.5%	45.8%	57.4%
% of FP17s for the same patient ID Re-attending between 3 & 9 months - Adults	792	2,286	34.6%	35.0%	37.6%	50.5%
% of FP17s for Band 1 Urgent Courses	258	3,341	7.7%	10.8%	10.6%	9.1%
% of FP17s Relating to Free Repair or Replacements	10	3,341	0.3%	0.5%	0.6%	0.8%
% of FP17s Relating to Continuations	22	3,341	0.7%	0.9%	0.9%	1.3%
% of Patients satisfied with the dentistry they have received	1	1	N/A	89.2%	90.2%	93.2%
% of Patients satisfied with the time they had to wait for an appointment	1	1	N/A	81.5%	83.8%	89.0%

* This is based on patients treated on this contract for their most recent course of treatment. Figures in italics indicate the base number of FP17s or Patient Questionnaire responses are less than 100. N/A is shown where the base number of responses is less than 10 during the period. % is calculated as Quantity/Base number*100

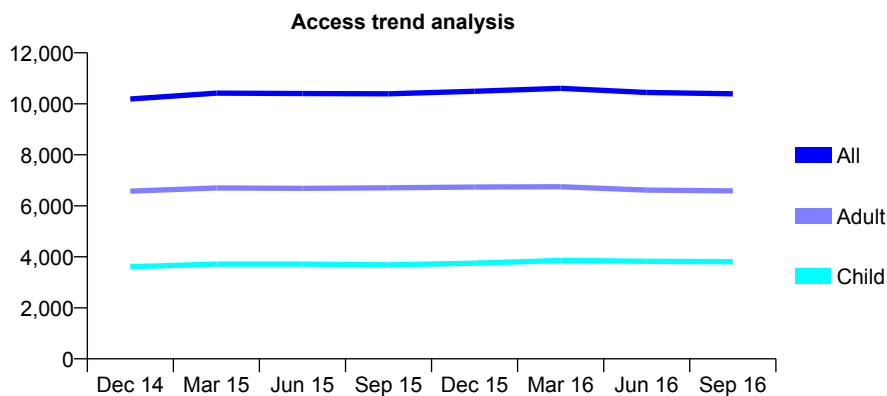
Q61 - Vital Signs At a Glance Contract Report for 738166/0001 - September 2016

Name or company name	MR S MALHAN
Contract type name	GDS Contract
Purpose of contract	General
Contract start date	01/04/2006
Contract end date	

16/17 Contracted general activity (UDA)	26,571
Carry forward general activity (UDA)	5
16/17 Contracted orthodontic activity (UOA)	0
Carry forward orthodontic activity (UOA)	0
Baseline contract value	£670,754.46

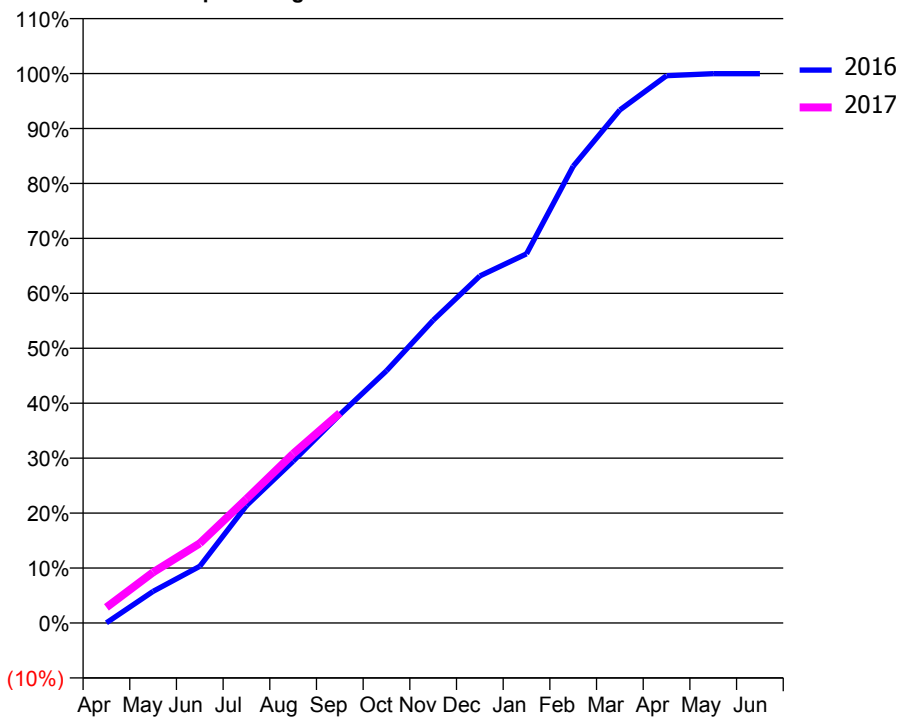
ACCESS*

Patients seen in 24 months	Total	Change since previous quarter
Quarter ending September 2015	10,392	
Quarter ending December 2015	10,490	→
Quarter ending March 2016	10,606	→
Quarter ending June 2016	10,442	↓
Quarter ending September 2016	10,394	→
Variance since September 2015	0.0%	→



ACTIVITY

Cumulative percentage of contracted UDA delivered 2016 & 2017



Month	Adjusted Scheduled Activity (UDA)	
	2016	2017
April	9	759
May	1,535	2,451
June	2,742	3,854
July	5,680	6,000
August	7,825	8,187
September	10,078	10,155
October	12,199	
November	14,637	
December	16,782	
January	17,852	
February	22,088	
March	24,810	
April	26,467	
May	26,560	
June	26,566	

QUALITY

	Quantity	Base Number	Contract	AT	Region	England
% of FP17s for the same patient ID Re-attending within 3 months - Children	126	1,966	6.4%	11.2%	11.8%	12.4%
% of FP17s for the same patient ID Re-attending within 3 months - Adults	406	3,022	13.4%	16.3%	17.1%	16.7%
% of FP17s for the same patient ID Re-attending between 3 & 9 months - Children	828	1,966	42.1%	41.5%	45.8%	57.4%
% of FP17s for the same patient ID Re-attending between 3 & 9 months - Adults	1,097	3,022	36.3%	35.0%	37.6%	50.5%
% of FP17s for Band 1 Urgent Courses	502	4,358	11.5%	10.8%	10.6%	9.1%
% of FP17s Relating to Free Repair or Replacements	31	4,358	0.7%	0.5%	0.6%	0.8%
% of FP17s Relating to Continuations	14	4,358	0.3%	0.9%	0.9%	1.3%
% of Patients satisfied with the dentistry they have received	1	2	N/A	89.2%	90.2%	93.2%
% of Patients satisfied with the time they had to wait for an appointment	2	2	N/A	81.5%	83.8%	89.0%

* This is based on patients treated on this contract for their most recent course of treatment. Figures in italics indicate the base number of FP17s or Patient Questionnaire responses are less than 100. N/A is shown where the base number of responses is less than 10 during the period. % is calculated as Quantity/Base number*100

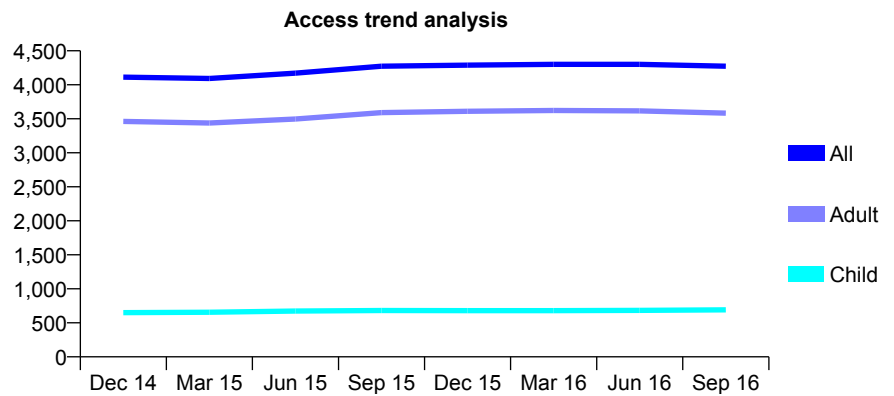
Q61 - Vital Signs At a Glance Contract Report for 741906/0001 - September 2016

Name or company name	MR DL LEVENSTEIN
Contract type name	GDS Contract
Purpose of contract	General
Contract start date	01/04/2006
Contract end date	

16/17 Contracted general activity (UDA)	11,978
Carry forward general activity (UDA)	159
16/17 Contracted orthodontic activity (UOA)	0
Carry forward orthodontic activity (UOA)	0
Baseline contract value	£333,142.22

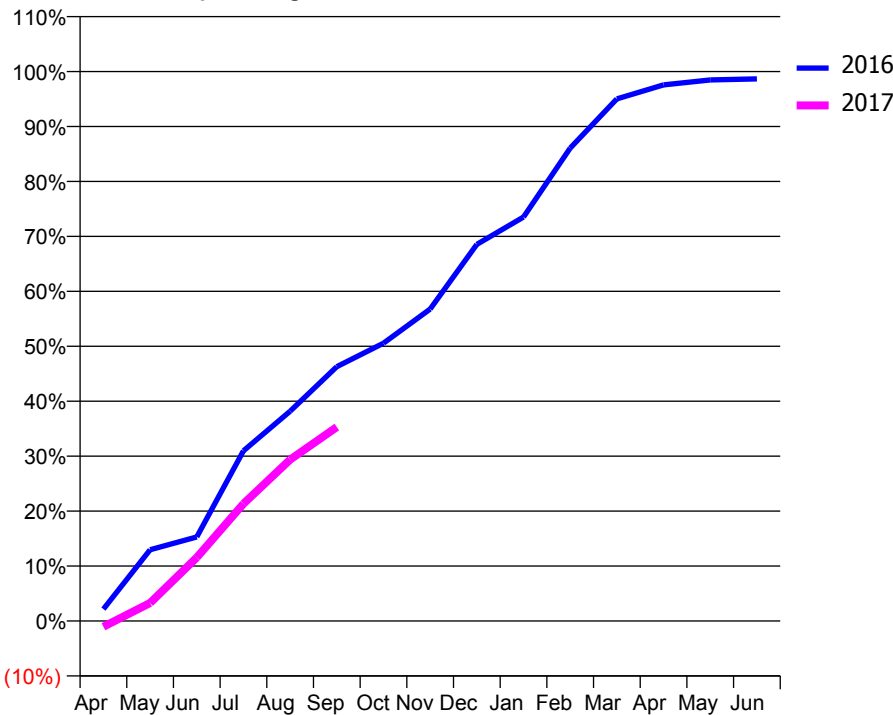
ACCESS*

Patients seen in 24 months	Total	Change since previous quarter
Quarter ending September 2015	4,273	
Quarter ending December 2015	4,290	→
Quarter ending March 2016	4,301	→
Quarter ending June 2016	4,300	→
Quarter ending September 2016	4,274	→
Variance since September 2015	0.0%	→



ACTIVITY

Cumulative percentage of contracted UDA delivered 2016 & 2017



Month	Adjusted Scheduled Activity (UDA)	
	2016	2017
April	261	-128
May	1,553	395
June	1,832	1,385
July	3,711	2,555
August	4,573	3,520
September	5,545	4,229
October	6,057	
November	6,801	
December	8,210	
January	8,807	
February	10,310	
March	11,381	
April	11,686	
May	11,795	
June	11,819	

QUALITY

	Quantity	Base Number	Contract	AT	Region	England
% of FP17s for the same patient ID Re-attending within 3 months - Children	12	322	3.7%	11.2%	11.8%	12.4%
% of FP17s for the same patient ID Re-attending within 3 months - Adults	170	1,688	10.1%	16.3%	17.1%	16.7%
% of FP17s for the same patient ID Re-attending between 3 & 9 months - Children	107	322	33.2%	41.5%	45.8%	57.4%
% of FP17s for the same patient ID Re-attending between 3 & 9 months - Adults	652	1,688	38.6%	35.0%	37.6%	50.5%
% of FP17s for Band 1 Urgent Courses	183	1,859	9.8%	10.8%	10.6%	9.1%
% of FP17s Relating to Free Repair or Replacements	12	1,859	0.6%	0.5%	0.6%	0.8%
% of FP17s Relating to Continuations	3	1,859	0.2%	0.9%	0.9%	1.3%
% of Patients satisfied with the dentistry they have received	0	0	N/A	89.2%	90.2%	93.2%
% of Patients satisfied with the time they had to wait for an appointment	0	0	N/A	81.5%	83.8%	89.0%

* This is based on patients treated on this contract for their most recent course of treatment. Figures in italics indicate the base number of FP17s or Patient Questionnaire responses are less than 100. N/A is shown where the base number of responses is less than 10 during the period. % is calculated as Quantity/Base number*100

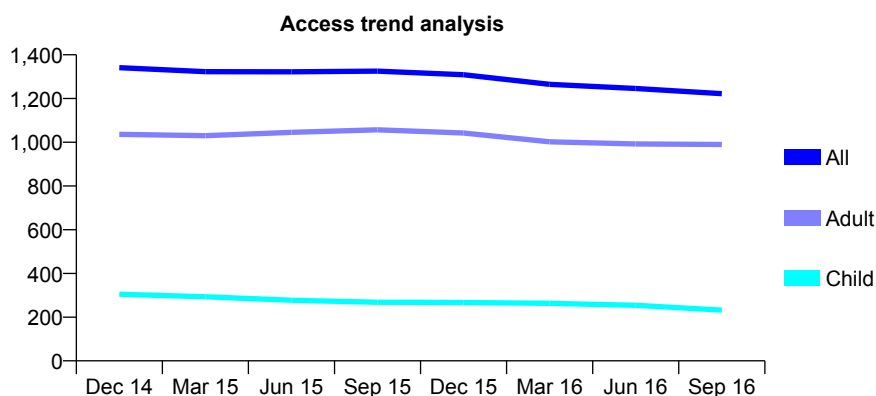
Q61 - Vital Signs At a Glance Contract Report for 742295/0001 - September 2016

Name or company name	MR JM CHRISTY
Contract type name	GDS Contract
Purpose of contract	General
Contract start date	01/04/2006
Contract end date	

16/17 Contracted general activity (UDA)	5,308
Carry forward general activity (UDA)	36
16/17 Contracted orthodontic activity (UOA)	0
Carry forward orthodontic activity (UOA)	0
Baseline contract value	£183,571.89

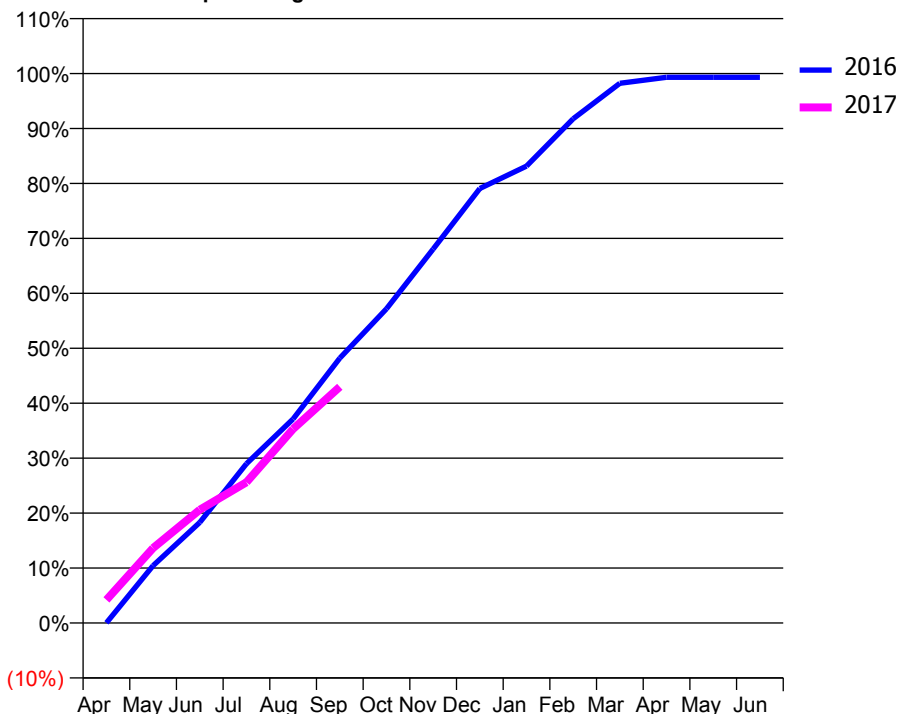
ACCESS*

Patients seen in 24 months	Total	Change since previous quarter
Quarter ending September 2015	1,325	
Quarter ending December 2015	1,309	↓
Quarter ending March 2016	1,265	↓
Quarter ending June 2016	1,246	↓
Quarter ending September 2016	1,222	↓
Variance since September 2015	(7.8%)	↓



ACTIVITY

Cumulative percentage of contracted UDA delivered 2016 & 2017



Adjusted Scheduled Activity (UDA)

Month	2016	2017
April	2	224
May	554	724
June	972	1,094
July	1,539	1,359
August	1,972	1,875
September	2,559	2,282
October	3,036	
November	3,612	
December	4,197	
January	4,414	
February	4,871	
March	5,213	
April	5,272	
May	5,272	
June	5,272	

QUALITY

	Quantity	Base Number	Contract	AT	Region	England
% of FP17s for the same patient ID Re-attending within 3 months - Children	0	106	0.0%	11.2%	11.8%	12.4%
% of FP17s for the same patient ID Re-attending within 3 months - Adults	17	426	4.0%	16.3%	17.1%	16.7%
% of FP17s for the same patient ID Re-attending between 3 & 9 months - Children	31	106	29.2%	41.5%	45.8%	57.4%
% of FP17s for the same patient ID Re-attending between 3 & 9 months - Adults	136	426	31.9%	35.0%	37.6%	50.5%
% of FP17s for Band 1 Urgent Courses	0	507	0.0%	10.8%	10.6%	9.1%
% of FP17s Relating to Free Repair or Replacements	0	507	0.0%	0.5%	0.6%	0.8%
% of FP17s Relating to Continuations	0	507	0.0%	0.9%	0.9%	1.3%
% of Patients satisfied with the dentistry they have received	1	1	N/A	89.2%	90.2%	93.2%
% of Patients satisfied with the time they had to wait for an appointment	1	1	N/A	81.5%	83.8%	89.0%

* This is based on patients treated on this contract for their most recent course of treatment. Figures in italics indicate the base number of FP17s or Patient Questionnaire responses are less than 100. N/A is shown where the base number of responses is less than 10 during the period. % is calculated as Quantity/Base number*100

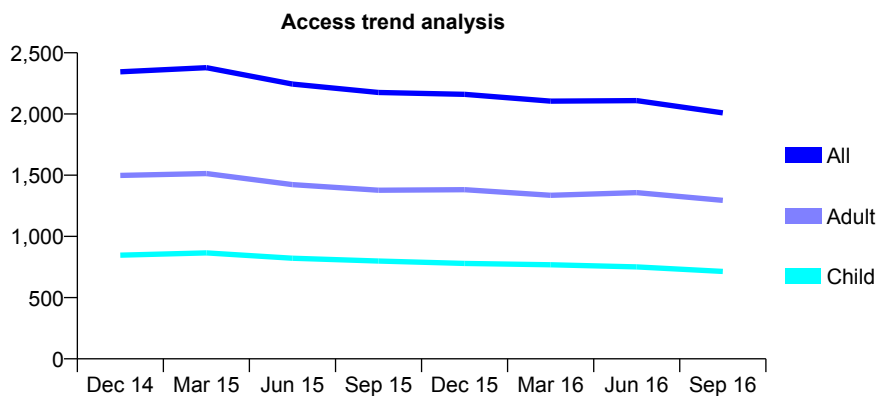
Q61 - Vital Signs At a Glance Contract Report for 742732/0001 - September 2016

Name or company name	MR R SULLMAN
Contract type name	GDS Contract
Purpose of contract	General
Contract start date	01/04/2006
Contract end date	

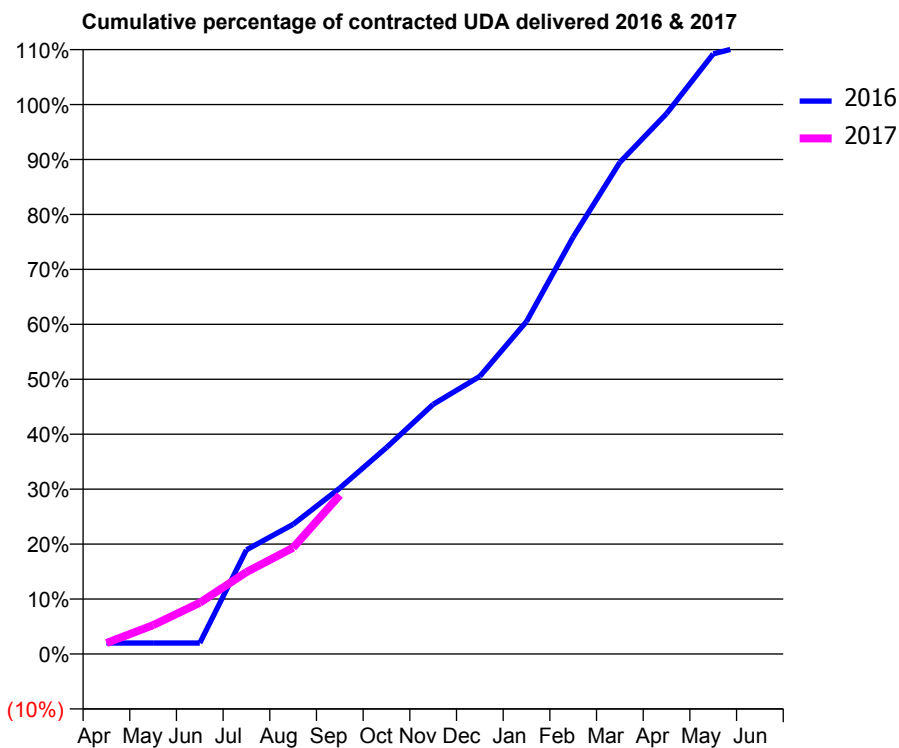
16/17 Contracted general activity (UDA)	6,652
Carry forward general activity (UDA)	-133
16/17 Contracted orthodontic activity (UOA)	0
Carry forward orthodontic activity (UOA)	0
Baseline contract value	£172,475.22

ACCESS*

Patients seen in 24 months	Total	Change since previous quarter
Quarter ending September 2015	2,176	
Quarter ending December 2015	2,161	→
Quarter ending March 2016	2,105	↓
Quarter ending June 2016	2,109	→
Quarter ending September 2016	2,009	↓
Variance since September 2015	(7.7%)	↓



ACTIVITY



Month	Adjusted Scheduled Activity (UDA)	
	2016	2017
April	133	133
May	133	349
June	133	620
July	1,261	992
August	1,570	1,288
September	2,008	1,923
October	2,499	
November	3,023	
December	3,362	
January	4,024	
February	5,049	
March	5,952	
April	6,542	
May	7,264	
June	7,410	

QUALITY

	Quantity	Base Number	Contract	AT	Region	England
% of FP17s for the same patient ID Re-attending within 3 months - Children	37	334	11.1%	11.2%	11.8%	12.4%
% of FP17s for the same patient ID Re-attending within 3 months - Adults	108	610	17.7%	16.3%	17.1%	16.7%
% of FP17s for the same patient ID Re-attending between 3 & 9 months - Children	64	334	19.2%	41.5%	45.8%	57.4%
% of FP17s for the same patient ID Re-attending between 3 & 9 months - Adults	171	610	28.0%	35.0%	37.6%	50.5%
% of FP17s for Band 1 Urgent Courses	126	608	20.7%	10.8%	10.6%	9.1%
% of FP17s Relating to Free Repair or Replacements	0	608	0.0%	0.5%	0.6%	0.8%
% of FP17s Relating to Continuations	0	608	0.0%	0.9%	0.9%	1.3%
% of Patients satisfied with the dentistry they have received	0	0	N/A	89.2%	90.2%	93.2%
% of Patients satisfied with the time they had to wait for an appointment	0	0	N/A	81.5%	83.8%	89.0%

* This is based on patients treated on this contract for their most recent course of treatment. Figures in italics indicate the base number of FP17s or Patient Questionnaire responses are less than 100. N/A is shown where the base number of responses is less than 10 during the period. % is calculated as Quantity/Base number*100

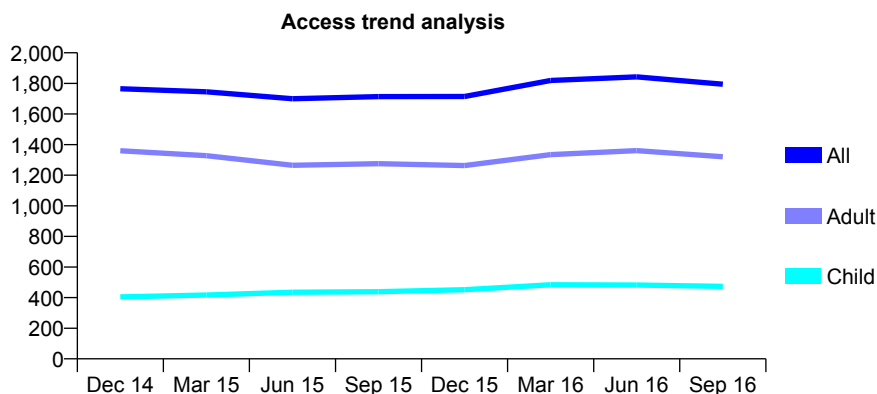
Q61 - Vital Signs At a Glance Contract Report for 745359/0001 - September 2016

Name or company name	MISS A AGARWAL
Contract type name	GDS Contract
Purpose of contract	General
Contract start date	01/04/2006
Contract end date	

16/17 Contracted general activity (UDA)	4,246
Carry forward general activity (UDA)	0
16/17 Contracted orthodontic activity (UOA)	0
Carry forward orthodontic activity (UOA)	0
Baseline contract value	£132,442.41

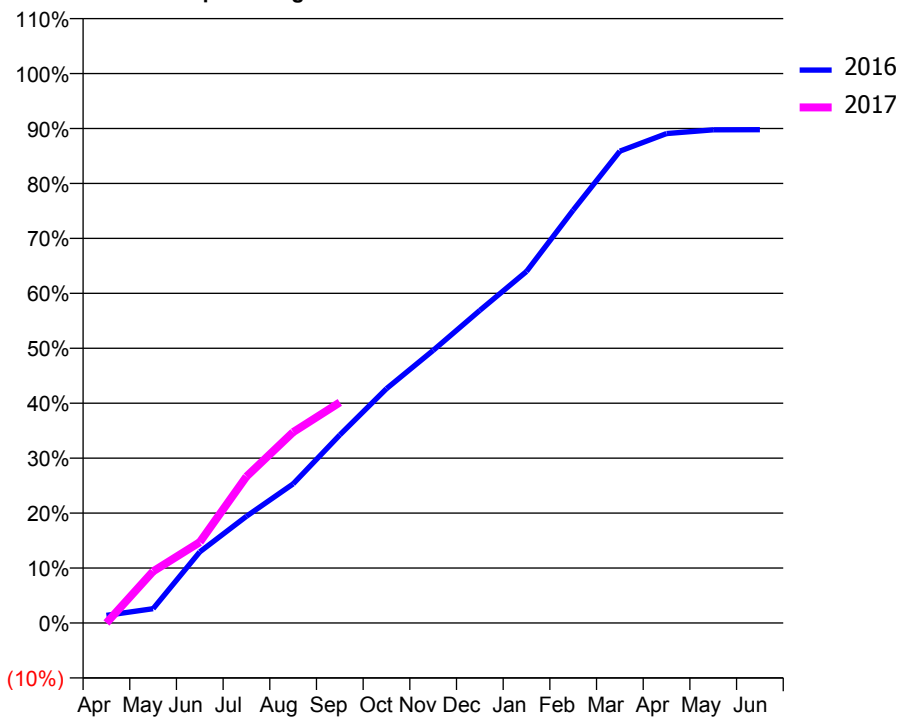
ACCESS*

Patients seen in 24 months	Total	Change since previous quarter
Quarter ending September 2015	1,714	
Quarter ending December 2015	1,715	→
Quarter ending March 2016	1,819	↑
Quarter ending June 2016	1,843	→
Quarter ending September 2016	1,795	↓
Variance since September 2015	4.7%	↑



ACTIVITY

Cumulative percentage of contracted UDA delivered 2016 & 2017



Month	Adjusted Scheduled Activity (UDA)	
	2016	2017
April	59	0
May	110	399
June	550	625
July	824	1,132
August	1,075	1,475
September	1,453	1,705
October	1,811	
November	2,106	
December	2,416	
January	2,717	
February	3,190	
March	3,646	
April	3,782	
May	3,811	
June	3,812	

QUALITY

	Quantity	Base Number	Contract	AT	Region	England
% of FP17s for the same patient ID Re-attending within 3 months - Children	15	185	8.1%	11.2%	11.8%	12.4%
% of FP17s for the same patient ID Re-attending within 3 months - Adults	93	612	15.2%	16.3%	17.1%	16.7%
% of FP17s for the same patient ID Re-attending between 3 & 9 months - Children	42	185	22.7%	41.5%	45.8%	57.4%
% of FP17s for the same patient ID Re-attending between 3 & 9 months - Adults	105	612	17.2%	35.0%	37.6%	50.5%
% of FP17s for Band 1 Urgent Courses	103	722	14.3%	10.8%	10.6%	9.1%
% of FP17s Relating to Free Repair or Replacements	2	722	0.3%	0.5%	0.6%	0.8%
% of FP17s Relating to Continuations	5	722	0.7%	0.9%	0.9%	1.3%
% of Patients satisfied with the dentistry they have received	0	0	N/A	89.2%	90.2%	93.2%
% of Patients satisfied with the time they had to wait for an appointment	0	0	N/A	81.5%	83.8%	89.0%

* This is based on patients treated on this contract for their most recent course of treatment. Figures in italics indicate the base number of FP17s or Patient Questionnaire responses are less than 100. N/A is shown where the base number of responses is less than 10 during the period. % is calculated as Quantity/Base number*100

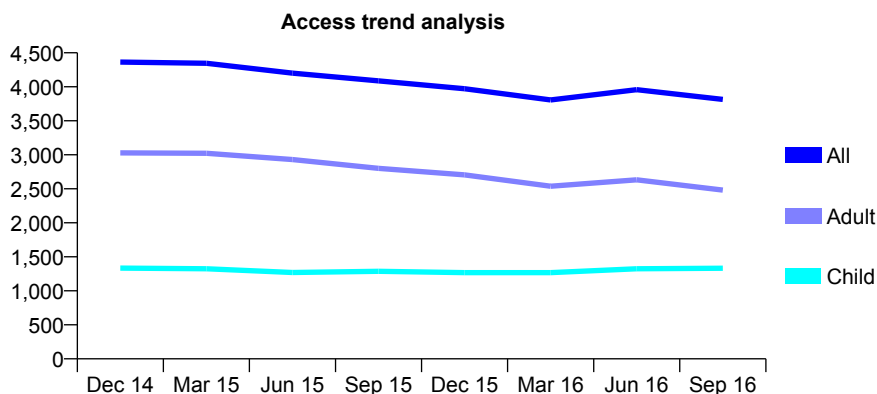
Q61 - Vital Signs At a Glance Contract Report for 745634/0001 - September 2016

Name or company name	MR DG FOURIE
Contract type name	GDS Contract
Purpose of contract	General
Contract start date	01/04/2006
Contract end date	

16/17 Contracted general activity (UDA)	11,947
Carry forward general activity (UDA)	0
16/17 Contracted orthodontic activity (UOA)	0
Carry forward orthodontic activity (UOA)	0
Baseline contract value	£396,905.02

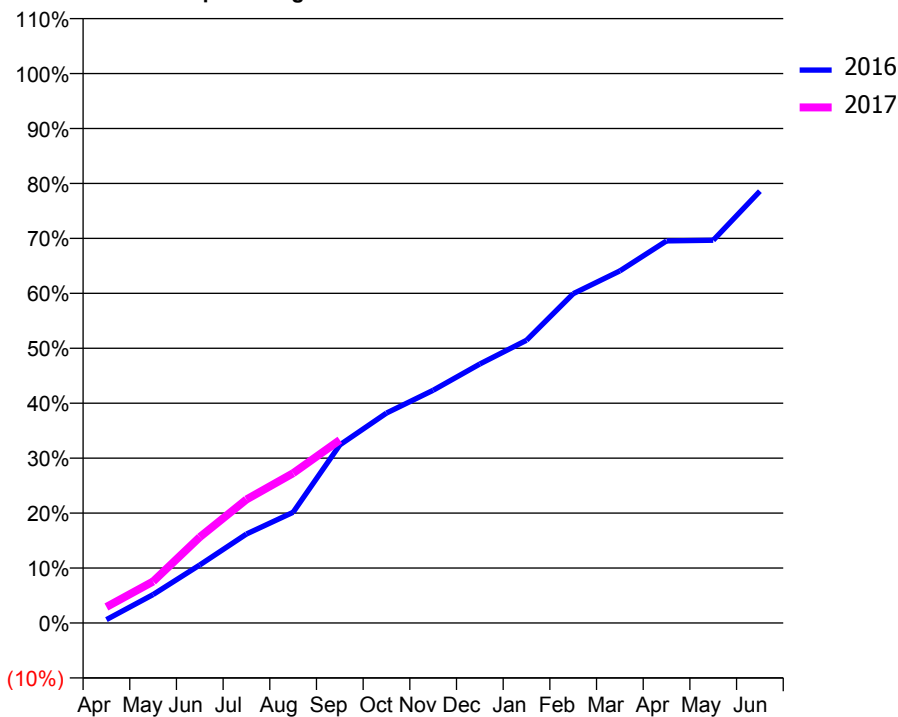
ACCESS*

Patients seen in 24 months	Total	Change since previous quarter
Quarter ending September 2015	4,088	
Quarter ending December 2015	3,972	↓
Quarter ending March 2016	3,807	↓
Quarter ending June 2016	3,957	↑
Quarter ending September 2016	3,815	↓
Variance since September 2015	(6.7%)	↓



ACTIVITY

Cumulative percentage of contracted UDA delivered 2016 & 2017



Adjusted Scheduled Activity (UDA)

Month	2016	2017
April	75	350
May	620	902
June	1,262	1,868
July	1,934	2,685
August	2,406	3,258
September	3,873	3,978
October	4,564	
November	5,059	
December	5,631	
January	6,148	
February	7,159	
March	7,656	
April	8,308	
May	8,321	
June	9,390	

QUALITY

	Quantity	Base Number	Contract	AT	Region	England
% of FP17s for the same patient ID Re-attending within 3 months - Children	51	912	5.6%	11.2%	11.8%	12.4%
% of FP17s for the same patient ID Re-attending within 3 months - Adults	239	1,665	14.4%	16.3%	17.1%	16.7%
% of FP17s for the same patient ID Re-attending between 3 & 9 months - Children	454	912	49.8%	41.5%	45.8%	57.4%
% of FP17s for the same patient ID Re-attending between 3 & 9 months - Adults	642	1,665	38.6%	35.0%	37.6%	50.5%
% of FP17s for Band 1 Urgent Courses	139	1,731	8.0%	10.8%	10.6%	9.1%
% of FP17s Relating to Free Repair or Replacements	9	1,731	0.5%	0.5%	0.6%	0.8%
% of FP17s Relating to Continuations	5	1,731	0.3%	0.9%	0.9%	1.3%
% of Patients satisfied with the dentistry they have received	5	5	N/A	89.2%	90.2%	93.2%
% of Patients satisfied with the time they had to wait for an appointment	3	5	N/A	81.5%	83.8%	89.0%

* This is based on patients treated on this contract for their most recent course of treatment. Figures in italics indicate the base number of FP17s or Patient Questionnaire responses are less than 100. N/A is shown where the base number of responses is less than 10 during the period. % is calculated as Quantity/Base number*100

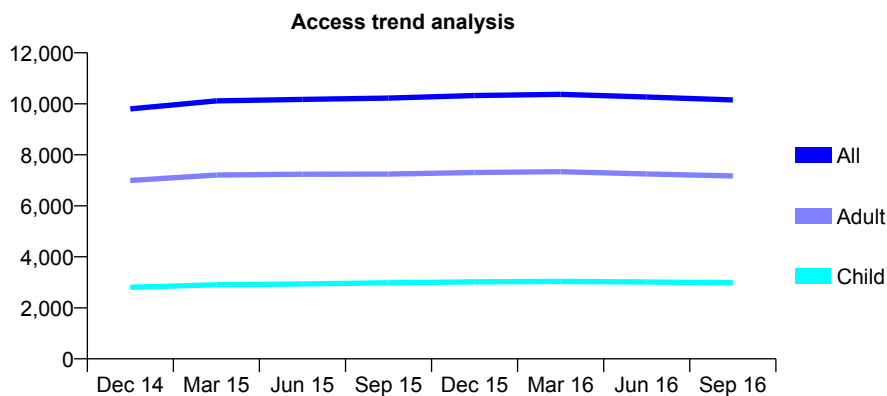
Q61 - Vital Signs At a Glance Contract Report for 746959/0001 - September 2016

Name or company name	MRS M SHAH
Contract type name	GDS Contract
Purpose of contract	General
Contract start date	01/04/2006
Contract end date	

16/17 Contracted general activity (UDA)	22,644
Carry forward general activity (UDA)	5
16/17 Contracted orthodontic activity (UOA)	0
Carry forward orthodontic activity (UOA)	0
Baseline contract value	£491,885.80

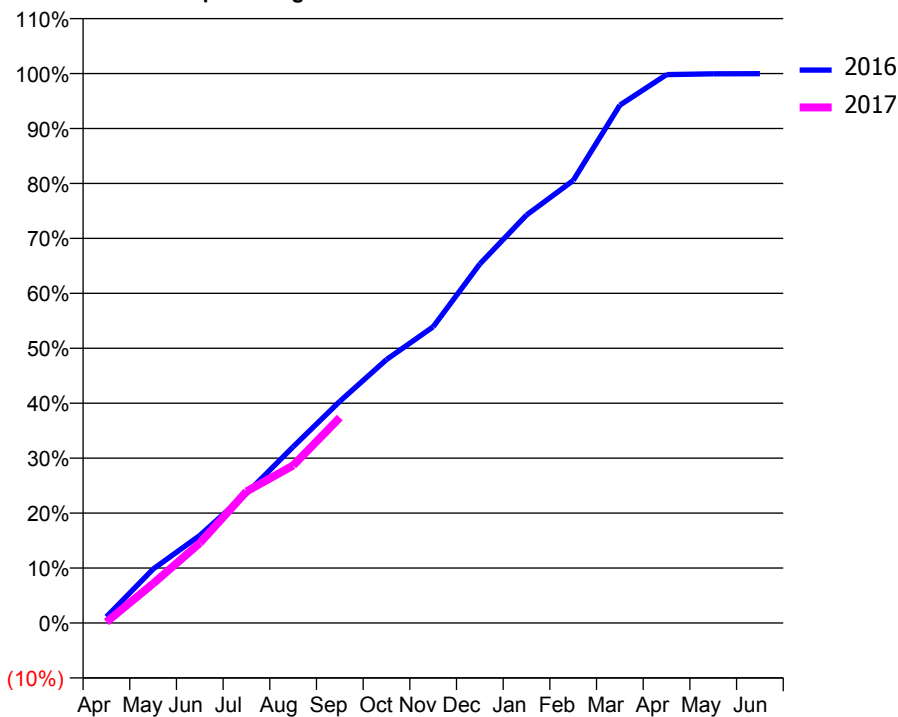
ACCESS*

Patients seen in 24 months	Total	Change since previous quarter
Quarter ending September 2015	10,226	
Quarter ending December 2015	10,326	→
Quarter ending March 2016	10,371	→
Quarter ending June 2016	10,267	↓
Quarter ending September 2016	10,151	↓
Variance since September 2015	(0.7%)	→



ACTIVITY

Cumulative percentage of contracted UDA delivered 2016 & 2017



Month	Adjusted Scheduled Activity (UDA)	
	2016	2017
April	257	44
May	2,222	1,625
June	3,608	3,292
July	5,340	5,423
August	7,264	6,491
September	9,135	8,463
October	10,858	
November	12,210	
December	14,796	
January	16,813	
February	18,237	
March	21,340	
April	22,597	
May	22,630	
June	22,639	

QUALITY

	Quantity	Base Number	Contract	AT	Region	England
% of FP17s for the same patient ID Re-attending within 3 months - Children	156	1,906	8.2%	11.2%	11.8%	12.4%
% of FP17s for the same patient ID Re-attending within 3 months - Adults	616	3,965	15.5%	16.3%	17.1%	16.7%
% of FP17s for the same patient ID Re-attending between 3 & 9 months - Children	903	1,906	47.4%	41.5%	45.8%	57.4%
% of FP17s for the same patient ID Re-attending between 3 & 9 months - Adults	1,644	3,965	41.5%	35.0%	37.6%	50.5%
% of FP17s for Band 1 Urgent Courses	581	4,745	12.2%	10.8%	10.6%	9.1%
% of FP17s Relating to Free Repair or Replacements	36	4,745	0.8%	0.5%	0.6%	0.8%
% of FP17s Relating to Continuations	4	4,745	0.1%	0.9%	0.9%	1.3%
% of Patients satisfied with the dentistry they have received	18	19	94.7%	89.2%	90.2%	93.2%
% of Patients satisfied with the time they had to wait for an appointment	18	19	94.7%	81.5%	83.8%	89.0%

* This is based on patients treated on this contract for their most recent course of treatment. Figures in italics indicate the base number of FP17s or Patient Questionnaire responses are less than 100. N/A is shown where the base number of responses is less than 10 during the period. % is calculated as Quantity/Base number*100

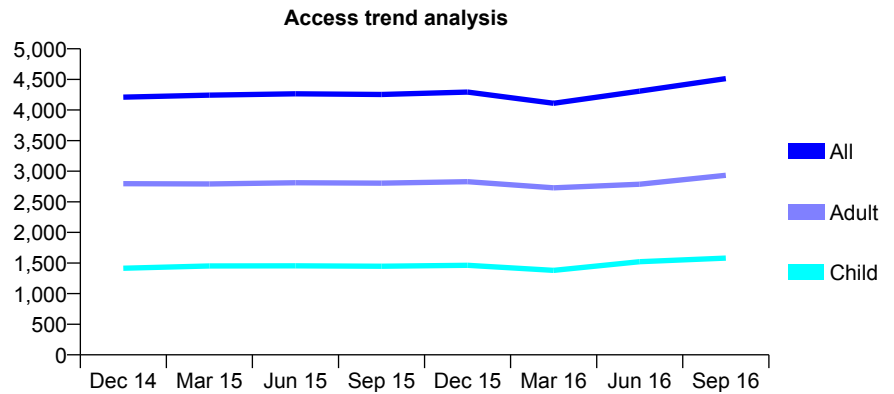
Q61 - Vital Signs At a Glance Contract Report for 750123/0001 - September 2016

Name or company name	MR S DODHIA
Contract type name	GDS Contract
Purpose of contract	General
Contract start date	01/04/2006
Contract end date	

16/17 Contracted general activity (UDA)	12,420
Carry forward general activity (UDA)	-248
16/17 Contracted orthodontic activity (UOA)	0
Carry forward orthodontic activity (UOA)	0
Baseline contract value	£462,575.34

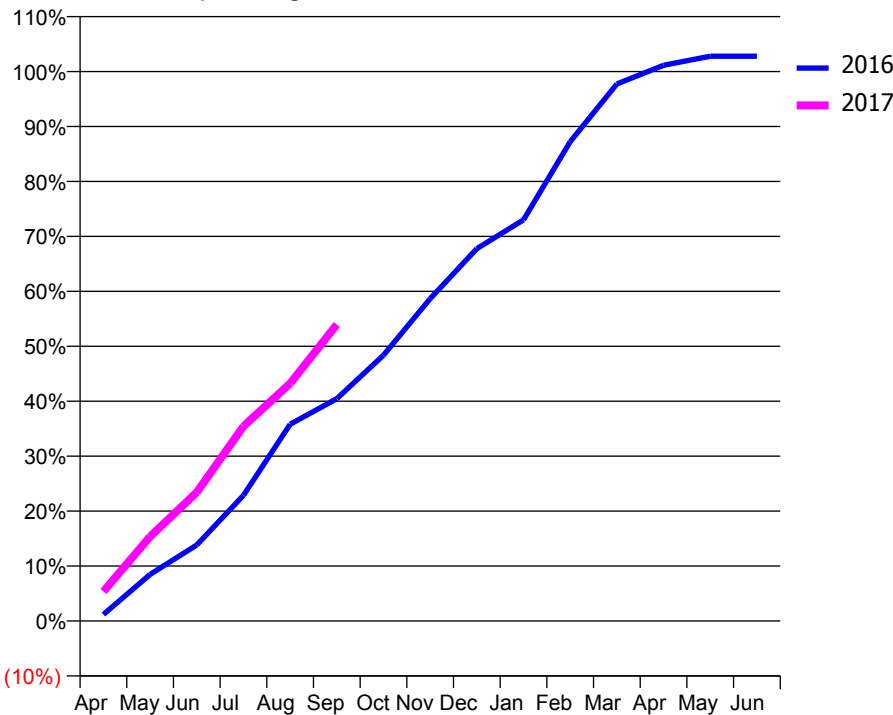
ACCESS*

Patients seen in 24 months	Total	Change since previous quarter
Quarter ending September 2015	4,254	
Quarter ending December 2015	4,293	→
Quarter ending March 2016	4,109	↓
Quarter ending June 2016	4,308	↑
Quarter ending September 2016	4,514	↑
Variance since September 2015	6.1%	↑



ACTIVITY

Cumulative percentage of contracted UDA delivered 2016 & 2017



Month	Adjusted Scheduled Activity (UDA)	
	2016	2017
April	148	668
May	1,054	1,909
June	1,720	2,909
July	2,840	4,403
August	4,448	5,370
September	5,026	6,702
October	6,010	
November	7,286	
December	8,415	
January	9,068	
February	10,834	
March	12,139	
April	12,559	
May	12,767	
June	12,767	

QUALITY

	Quantity	Base Number	Contract	AT	Region	England
% of FP17s for the same patient ID Re-attending within 3 months - Children	56	786	7.1%	11.2%	11.8%	12.4%
% of FP17s for the same patient ID Re-attending within 3 months - Adults	234	1,359	17.2%	16.3%	17.1%	16.7%
% of FP17s for the same patient ID Re-attending between 3 & 9 months - Children	145	786	18.4%	41.5%	45.8%	57.4%
% of FP17s for the same patient ID Re-attending between 3 & 9 months - Adults	300	1,359	22.1%	35.0%	37.6%	50.5%
% of FP17s for Band 1 Urgent Courses	246	2,010	12.2%	10.8%	10.6%	9.1%
% of FP17s Relating to Free Repair or Replacements	3	2,010	0.1%	0.5%	0.6%	0.8%
% of FP17s Relating to Continuations	6	2,010	0.3%	0.9%	0.9%	1.3%
% of Patients satisfied with the dentistry they have received	1	1	N/A	89.2%	90.2%	93.2%
% of Patients satisfied with the time they had to wait for an appointment	0	1	N/A	81.5%	83.8%	89.0%

* This is based on patients treated on this contract for their most recent course of treatment. Figures in italics indicate the base number of FP17s or Patient Questionnaire responses are less than 100. N/A is shown where the base number of responses is less than 10 during the period. % is calculated as Quantity/Base number*100

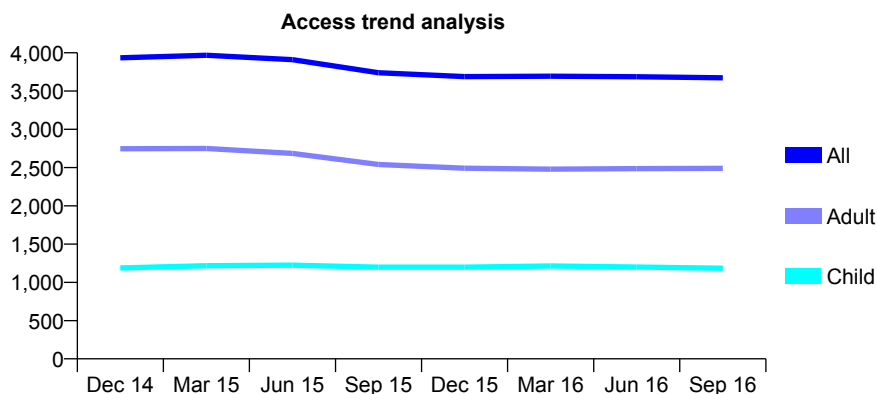
Q61 - Vital Signs At a Glance Contract Report for 750123/0002 - September 2016

Name or company name	MR S DODHIA
Contract type name	GDS Contract
Purpose of contract	General
Contract start date	01/04/2006
Contract end date	

16/17 Contracted general activity (UDA)	9,575
Carry forward general activity (UDA)	-142
16/17 Contracted orthodontic activity (UOA)	0
Carry forward orthodontic activity (UOA)	0
Baseline contract value	£350,537.90

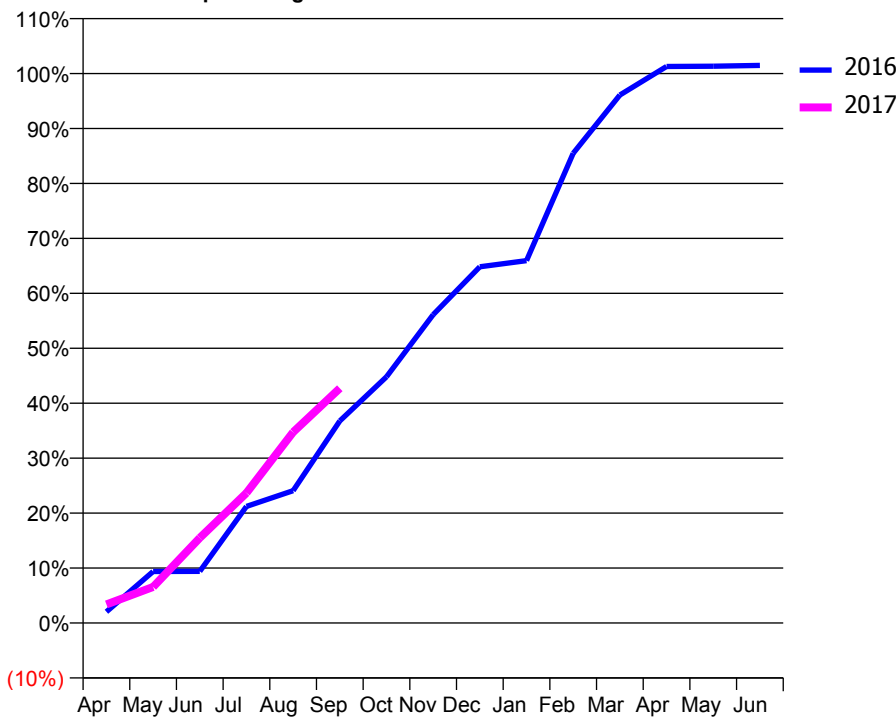
ACCESS*

Patients seen in 24 months	Total	Change since previous quarter
Quarter ending September 2015	3,740	
Quarter ending December 2015	3,689	↓
Quarter ending March 2016	3,694	→
Quarter ending June 2016	3,687	→
Quarter ending September 2016	3,674	→
Variance since September 2015	(1.8%)	↓



ACTIVITY

Cumulative percentage of contracted UDA delivered 2016 & 2017



Adjusted Scheduled Activity (UDA)

Month	2016	2017
April	197	325
May	898	630
June	901	1,484
July	2,033	2,267
August	2,306	3,326
September	3,522	4,091
October	4,290	
November	5,374	
December	6,208	
January	6,314	
February	8,185	
March	9,201	
April	9,698	
May	9,701	
June	9,717	

QUALITY

	Quantity	Base Number	Contract	AT	Region	England
% of FP17s for the same patient ID Re-attending within 3 months - Children	45	568	7.9%	11.2%	11.8%	12.4%
% of FP17s for the same patient ID Re-attending within 3 months - Adults	215	1,171	18.4%	16.3%	17.1%	16.7%
% of FP17s for the same patient ID Re-attending between 3 & 9 months - Children	136	568	23.9%	41.5%	45.8%	57.4%
% of FP17s for the same patient ID Re-attending between 3 & 9 months - Adults	273	1,171	23.3%	35.0%	37.6%	50.5%
% of FP17s for Band 1 Urgent Courses	310	1,529	20.3%	10.8%	10.6%	9.1%
% of FP17s Relating to Free Repair or Replacements	6	1,529	0.4%	0.5%	0.6%	0.8%
% of FP17s Relating to Continuations	2	1,529	0.1%	0.9%	0.9%	1.3%
% of Patients satisfied with the dentistry they have received	2	2	N/A	89.2%	90.2%	93.2%
% of Patients satisfied with the time they had to wait for an appointment	1	2	N/A	81.5%	83.8%	89.0%

* This is based on patients treated on this contract for their most recent course of treatment. Figures in italics indicate the base number of FP17s or Patient Questionnaire responses are less than 100. N/A is shown where the base number of responses is less than 10 during the period. % is calculated as Quantity/Base number*100

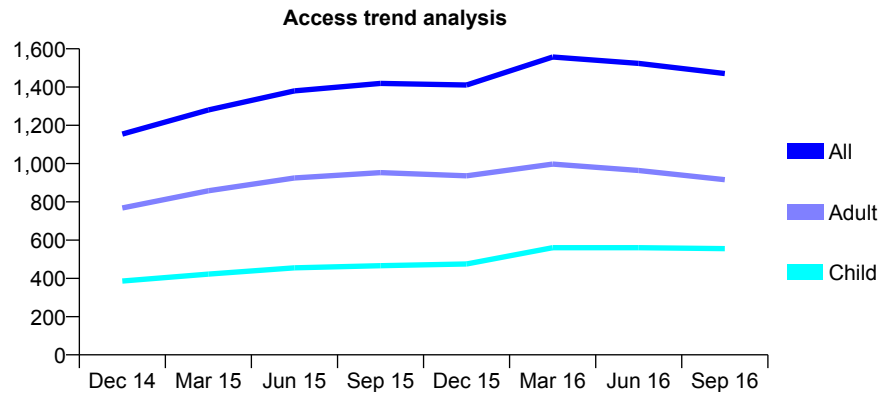
Q61 - Vital Signs At a Glance Contract Report for 750123/0004 - September 2016

Name or company name	MR S DODHIA
Contract type name	GDS Contract
Purpose of contract	General
Contract start date	27/07/2013
Contract end date	

16/17 Contracted general activity (UDA)	4,105
Carry forward general activity (UDA)	-54
16/17 Contracted orthodontic activity (UOA)	0
Carry forward orthodontic activity (UOA)	0
Baseline contract value	£136,532.26

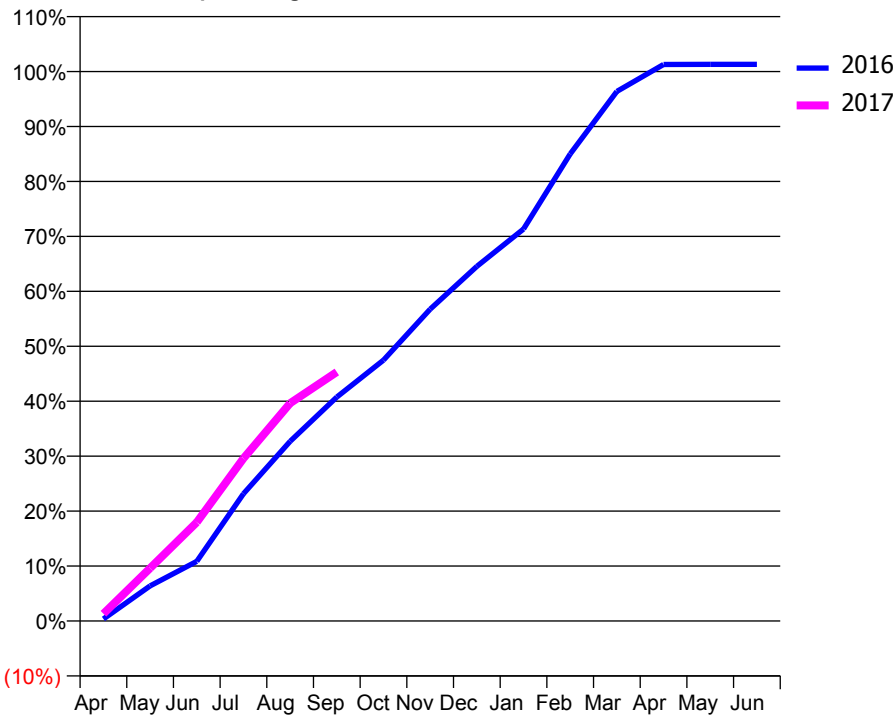
ACCESS*

Patients seen in 24 months	Total	Change since previous quarter
Quarter ending September 2015	1,419	
Quarter ending December 2015	1,411	→
Quarter ending March 2016	1,557	↑
Quarter ending June 2016	1,524	↓
Quarter ending September 2016	1,471	↓
Variance since September 2015	3.7%	↑



ACTIVITY

Cumulative percentage of contracted UDA delivered 2016 & 2017



Month	Adjusted Scheduled Activity (UDA)	
	2016	2017
April	15	54
May	262	395
June	446	738
July	951	1,214
August	1,343	1,627
September	1,673	1,861
October	1,949	
November	2,330	
December	2,649	
January	2,928	
February	3,489	
March	3,957	
April	4,158	
May	4,159	
June	4,159	

QUALITY

	Quantity	Base Number	Contract	AT	Region	England
% of FP17s for the same patient ID Re-attending within 3 months - Children	5	200	2.5%	11.2%	11.8%	12.4%
% of FP17s for the same patient ID Re-attending within 3 months - Adults	64	375	17.1%	16.3%	17.1%	16.7%
% of FP17s for the same patient ID Re-attending between 3 & 9 months - Children	35	200	17.5%	41.5%	45.8%	57.4%
% of FP17s for the same patient ID Re-attending between 3 & 9 months - Adults	86	375	22.9%	35.0%	37.6%	50.5%
% of FP17s for Band 1 Urgent Courses	59	518	11.4%	10.8%	10.6%	9.1%
% of FP17s Relating to Free Repair or Replacements	0	518	0.0%	0.5%	0.6%	0.8%
% of FP17s Relating to Continuations	0	518	0.0%	0.9%	0.9%	1.3%
% of Patients satisfied with the dentistry they have received	1	2	N/A	89.2%	90.2%	93.2%
% of Patients satisfied with the time they had to wait for an appointment	0	2	N/A	81.5%	83.8%	89.0%

* This is based on patients treated on this contract for their most recent course of treatment. Figures in italics indicate the base number of FP17s or Patient Questionnaire responses are less than 100. N/A is shown where the base number of responses is less than 10 during the period. % is calculated as Quantity/Base number*100

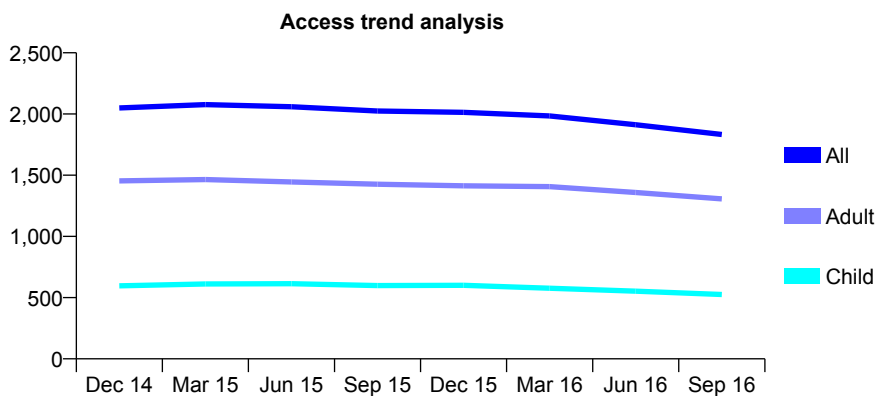
Q61 - Vital Signs At a Glance Contract Report for 751669/0001 - September 2016

Name or company name	MR V KAJAN
Contract type name	GDS Contract
Purpose of contract	General
Contract start date	01/04/2006
Contract end date	

16/17 Contracted general activity (UDA)	5,139
Carry forward general activity (UDA)	-33
16/17 Contracted orthodontic activity (UOA)	0
Carry forward orthodontic activity (UOA)	0
Baseline contract value	£191,708.79

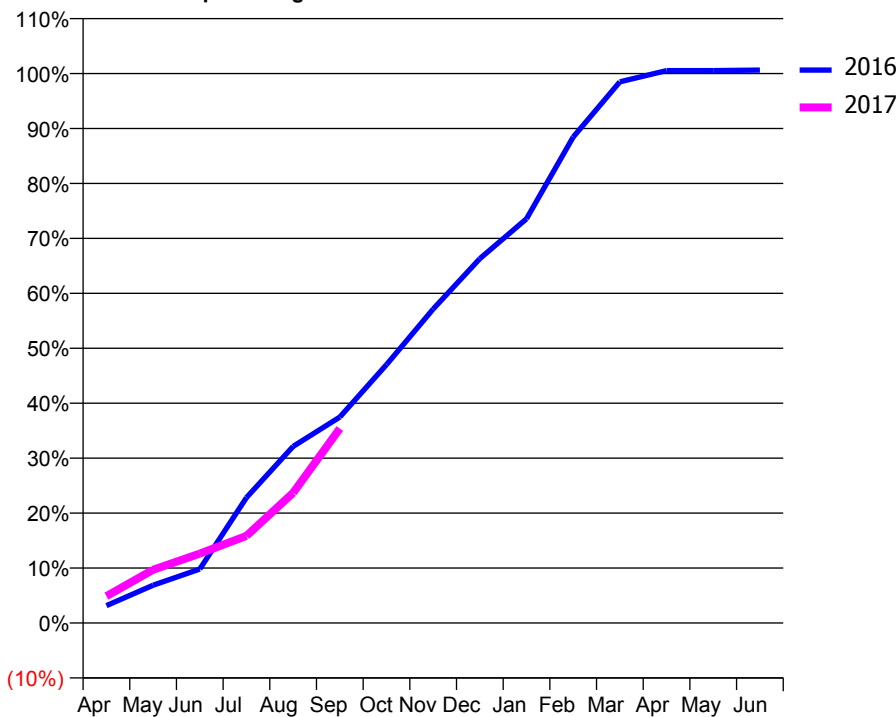
ACCESS*

Patients seen in 24 months	Total	Change since previous quarter
Quarter ending September 2015	2,025	
Quarter ending December 2015	2,014	→
Quarter ending March 2016	1,984	↓
Quarter ending June 2016	1,912	↓
Quarter ending September 2016	1,833	↓
Variance since September 2015	(9.5%)	↓



ACTIVITY

Cumulative percentage of contracted UDA delivered 2016 & 2017



Adjusted Scheduled Activity (UDA)

Month	2016	2017
April	162	252
May	353	498
June	505	649
July	1,173	815
August	1,652	1,218
September	1,926	1,819
October	2,416	
November	2,936	
December	3,408	
January	3,780	
February	4,545	
March	5,061	
April	5,166	
May	5,166	
June	5,172	

QUALITY

	Quantity	Base Number	Contract	AT	Region	England
% of FP17s for the same patient ID Re-attending within 3 months - Children	23	374	6.1%	11.2%	11.8%	12.4%
% of FP17s for the same patient ID Re-attending within 3 months - Adults	146	781	18.7%	16.3%	17.1%	16.7%
% of FP17s for the same patient ID Re-attending between 3 & 9 months - Children	241	374	64.4%	41.5%	45.8%	57.4%
% of FP17s for the same patient ID Re-attending between 3 & 9 months - Adults	424	781	54.3%	35.0%	37.6%	50.5%
% of FP17s for Band 1 Urgent Courses	88	1,094	8.0%	10.8%	10.6%	9.1%
% of FP17s Relating to Free Repair or Replacements	22	1,094	2.0%	0.5%	0.6%	0.8%
% of FP17s Relating to Continuations	18	1,094	1.6%	0.9%	0.9%	1.3%
% of Patients satisfied with the dentistry they have received	1	1	N/A	89.2%	90.2%	93.2%
% of Patients satisfied with the time they had to wait for an appointment	1	1	N/A	81.5%	83.8%	89.0%

* This is based on patients treated on this contract for their most recent course of treatment. Figures in italics indicate the base number of FP17s or Patient Questionnaire responses are less than 100. N/A is shown where the base number of responses is less than 10 during the period. % is calculated as Quantity/Base number*100

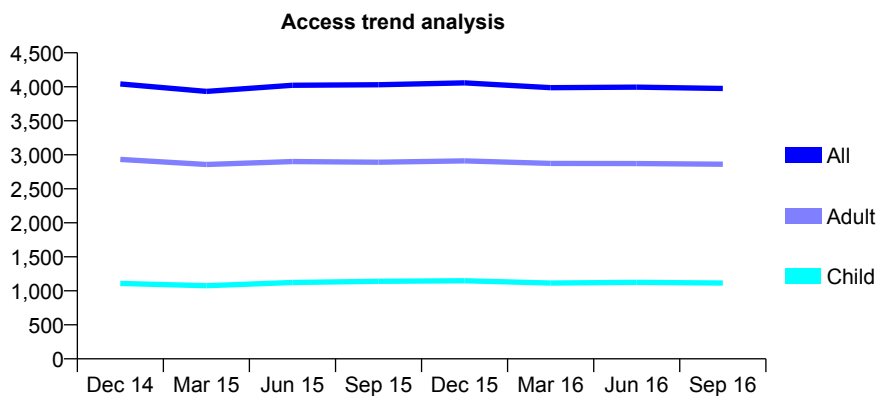
Q61 - Vital Signs At a Glance Contract Report for 755605/0001 - September 2016

Name or company name	MRS M KHAMBATI
Contract type name	GDS Contract
Purpose of contract	General
Contract start date	01/04/2006
Contract end date	

16/17 Contracted general activity (UDA)	11,817
Carry forward general activity (UDA)	0
16/17 Contracted orthodontic activity (UOA)	0
Carry forward orthodontic activity (UOA)	0
Baseline contract value	£372,960.63

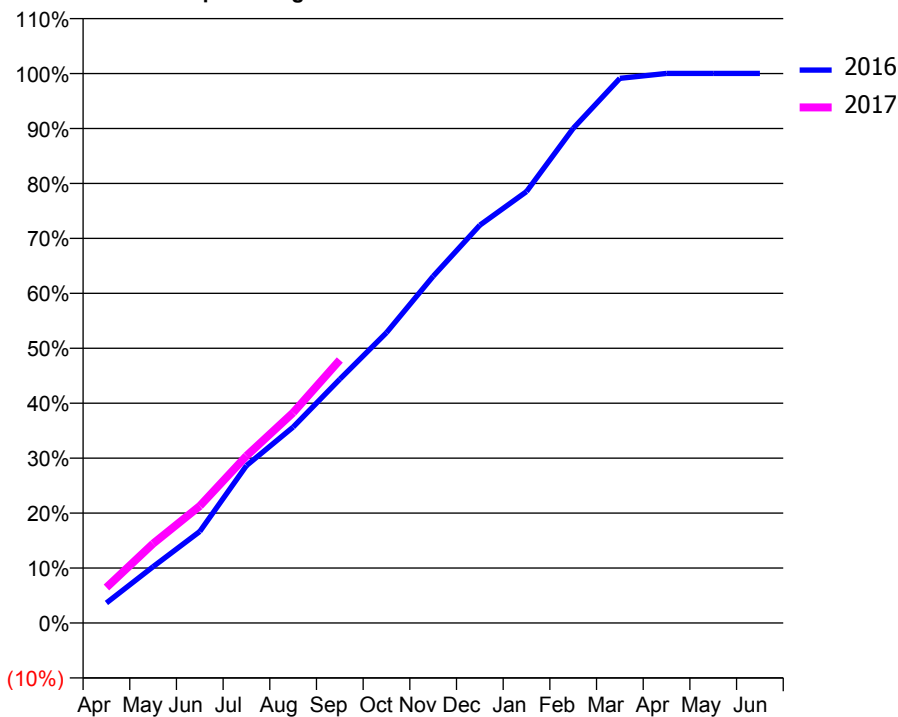
ACCESS*

Patients seen in 24 months	Total	Change since previous quarter
Quarter ending September 2015	4,031	
Quarter ending December 2015	4,058	→
Quarter ending March 2016	3,988	↓
Quarter ending June 2016	3,996	→
Quarter ending September 2016	3,975	→
Variance since September 2015	(1.4%)	↓



ACTIVITY

Cumulative percentage of contracted UDA delivered 2016 & 2017



Month	Adjusted Scheduled Activity (UDA)	
	2016	2017
April	432	764
May	1,210	1,707
June	1,969	2,515
July	3,386	3,595
August	4,214	4,522
September	5,245	5,656
October	6,246	
November	7,458	
December	8,557	
January	9,279	
February	10,637	
March	11,711	
April	11,818	
May	11,818	
June	11,819	

QUALITY

	Quantity	Base Number	Contract	AT	Region	England
% of FP17s for the same patient ID Re-attending within 3 months - Children	39	599	6.5%	11.2%	11.8%	12.4%
% of FP17s for the same patient ID Re-attending within 3 months - Adults	298	1,612	18.5%	16.3%	17.1%	16.7%
% of FP17s for the same patient ID Re-attending between 3 & 9 months - Children	237	599	39.6%	41.5%	45.8%	57.4%
% of FP17s for the same patient ID Re-attending between 3 & 9 months - Adults	609	1,612	37.8%	35.0%	37.6%	50.5%
% of FP17s for Band 1 Urgent Courses	251	2,141	11.7%	10.8%	10.6%	9.1%
% of FP17s Relating to Free Repair or Replacements	14	2,141	0.7%	0.5%	0.6%	0.8%
% of FP17s Relating to Continuations	30	2,141	1.4%	0.9%	0.9%	1.3%
% of Patients satisfied with the dentistry they have received	0	0	N/A	89.2%	90.2%	93.2%
% of Patients satisfied with the time they had to wait for an appointment	0	0	N/A	81.5%	83.8%	89.0%

* This is based on patients treated on this contract for their most recent course of treatment. Figures in italics indicate the base number of FP17s or Patient Questionnaire responses are less than 100. N/A is shown where the base number of responses is less than 10 during the period. % is calculated as Quantity/Base number*100

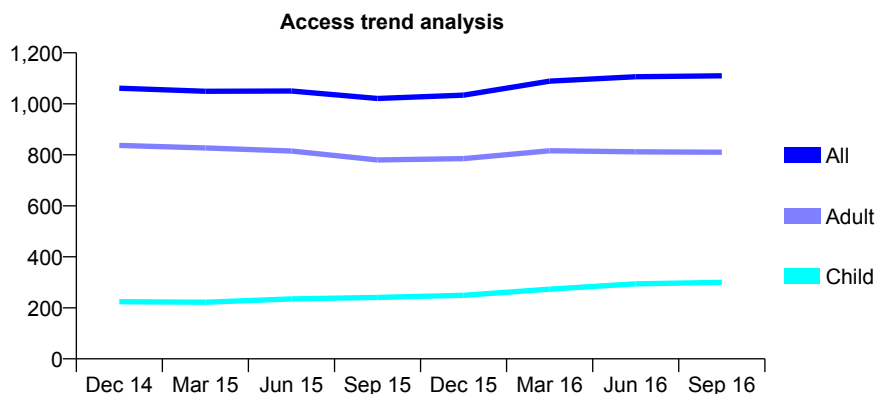
Q61 - Vital Signs At a Glance Contract Report for 762067/0001 - September 2016

Name or company name	MR M OTIFEH
Contract type name	GDS Contract
Purpose of contract	General
Contract start date	01/04/2006
Contract end date	

16/17 Contracted general activity (UDA)	2,910
Carry forward general activity (UDA)	60
16/17 Contracted orthodontic activity (UOA)	0
Carry forward orthodontic activity (UOA)	0
Baseline contract value	£83,039.42

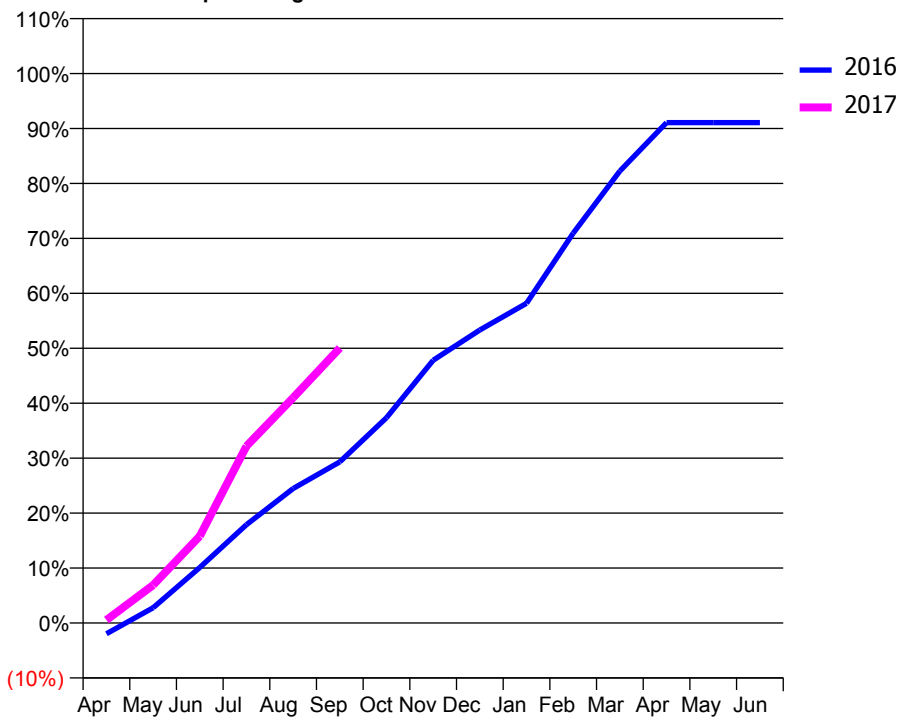
ACCESS*

Patients seen in 24 months	Total	Change since previous quarter
Quarter ending September 2015	1,021	
Quarter ending December 2015	1,034	→
Quarter ending March 2016	1,089	↑
Quarter ending June 2016	1,106	→
Quarter ending September 2016	1,110	→
Variance since September 2015	8.7%	↑



ACTIVITY

Cumulative percentage of contracted UDA delivered 2016 & 2017



Month	Adjusted Scheduled Activity (UDA)	
	2016	2017
April	-58	16
May	81	201
June	294	460
July	521	937
August	712	1,193
September	853	1,457
October	1,087	
November	1,391	
December	1,552	
January	1,693	
February	2,064	
March	2,394	
April	2,650	
May	2,650	
June	2,650	

QUALITY

	Quantity	Base Number	Contract	AT	Region	England
% of FP17s for the same patient ID Re-attending within 3 months - Children	11	198	5.6%	11.2%	11.8%	12.4%
% of FP17s for the same patient ID Re-attending within 3 months - Adults	52	449	11.6%	16.3%	17.1%	16.7%
% of FP17s for the same patient ID Re-attending between 3 & 9 months - Children	100	198	50.5%	41.5%	45.8%	57.4%
% of FP17s for the same patient ID Re-attending between 3 & 9 months - Adults	134	449	29.8%	35.0%	37.6%	50.5%
% of FP17s for Band 1 Urgent Courses	89	573	15.5%	10.8%	10.6%	9.1%
% of FP17s Relating to Free Repair or Replacements	0	573	0.0%	0.5%	0.6%	0.8%
% of FP17s Relating to Continuations	0	573	0.0%	0.9%	0.9%	1.3%
% of Patients satisfied with the dentistry they have received	1	1	N/A	89.2%	90.2%	93.2%
% of Patients satisfied with the time they had to wait for an appointment	1	1	N/A	81.5%	83.8%	89.0%

* This is based on patients treated on this contract for their most recent course of treatment. Figures in italics indicate the base number of FP17s or Patient Questionnaire responses are less than 100. N/A is shown where the base number of responses is less than 10 during the period. % is calculated as Quantity/Base number*100

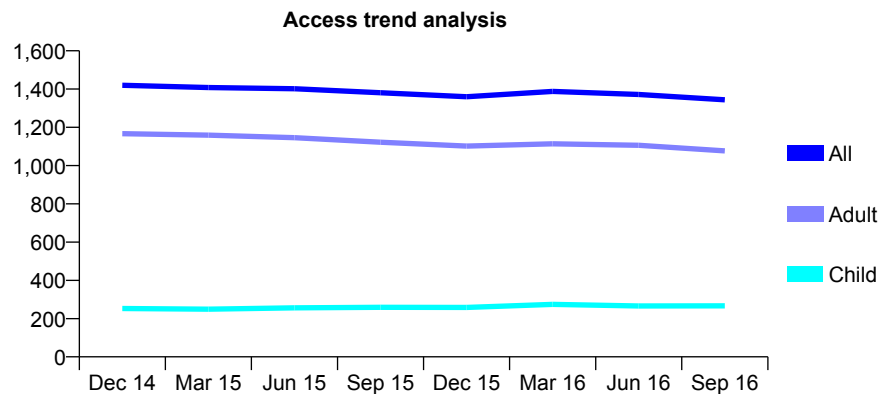
Q61 - Vital Signs At a Glance Contract Report for 762431/0003 - September 2016

Name or company name	MR N NEKOO-PARVAR
Contract type name	GDS Contract
Purpose of contract	General
Contract start date	08/10/2012
Contract end date	

16/17 Contracted general activity (UDA)	5,304
Carry forward general activity (UDA)	93
16/17 Contracted orthodontic activity (UOA)	0
Carry forward orthodontic activity (UOA)	0
Baseline contract value	£135,185.80

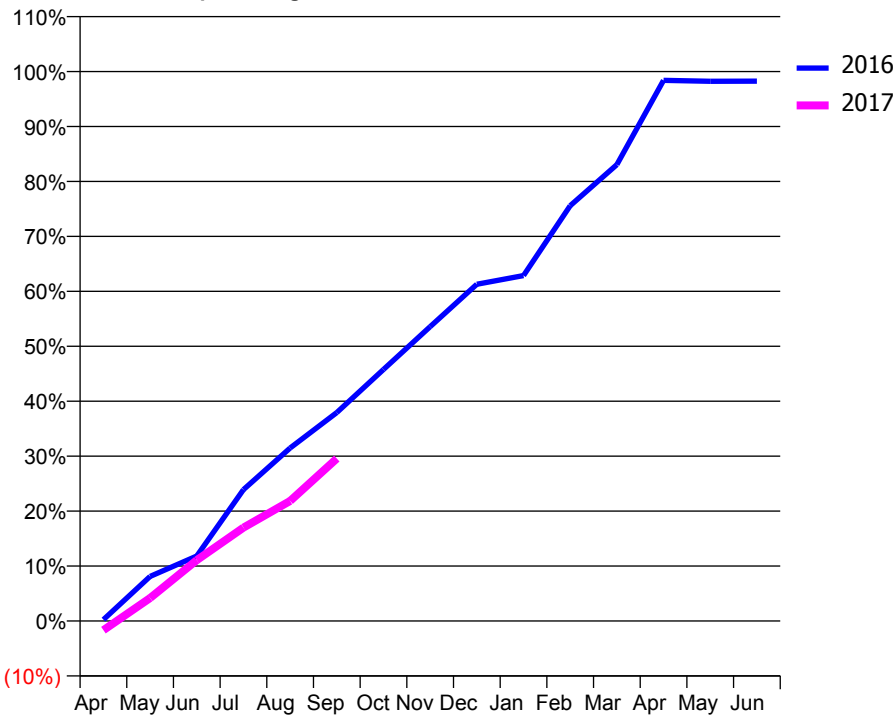
ACCESS*

Patients seen in 24 months	Total	Change since previous quarter
Quarter ending September 2015	1,381	
Quarter ending December 2015	1,360	↓
Quarter ending March 2016	1,388	↑
Quarter ending June 2016	1,372	↓
Quarter ending September 2016	1,344	↓
Variance since September 2015	(2.7%)	↓



ACTIVITY

Cumulative percentage of contracted UDA delivered 2016 & 2017



Month	Adjusted Scheduled Activity (UDA)	
	2016	2017
April	14	-90
May	430	222
June	628	587
July	1,268	901
August	1,670	1,159
September	2,013	1,569
October	2,428	
November	2,841	
December	3,250	
January	3,334	
February	4,009	
March	4,406	
April	5,218	
May	5,210	
June	5,211	

QUALITY

	Quantity	Base Number	Contract	AT	Region	England
% of FP17s for the same patient ID Re-attending within 3 months - Children	5	110	4.5%	11.2%	11.8%	12.4%
% of FP17s for the same patient ID Re-attending within 3 months - Adults	65	507	12.8%	16.3%	17.1%	16.7%
% of FP17s for the same patient ID Re-attending between 3 & 9 months - Children	18	110	16.4%	41.5%	45.8%	57.4%
% of FP17s for the same patient ID Re-attending between 3 & 9 months - Adults	153	507	30.2%	35.0%	37.6%	50.5%
% of FP17s for Band 1 Urgent Courses	18	440	4.1%	10.8%	10.6%	9.1%
% of FP17s Relating to Free Repair or Replacements	3	440	0.7%	0.5%	0.6%	0.8%
% of FP17s Relating to Continuations	2	440	0.5%	0.9%	0.9%	1.3%
% of Patients satisfied with the dentistry they have received	1	1	N/A	89.2%	90.2%	93.2%
% of Patients satisfied with the time they had to wait for an appointment	1	1	N/A	81.5%	83.8%	89.0%

* This is based on patients treated on this contract for their most recent course of treatment. Figures in italics indicate the base number of FP17s or Patient Questionnaire responses are less than 100. N/A is shown where the base number of responses is less than 10 during the period. % is calculated as Quantity/Base number*100

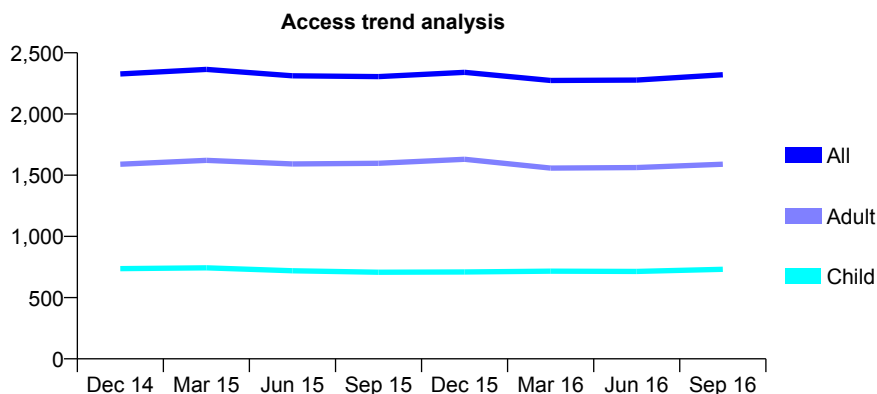
Q61 - Vital Signs At a Glance Contract Report for 763934/0002 - September 2016

Name or company name	MRS F KHOSRAVI
Contract type name	GDS Contract
Purpose of contract	General
Contract start date	01/04/2006
Contract end date	

16/17 Contracted general activity (UDA)	5,793
Carry forward general activity (UDA)	96
16/17 Contracted orthodontic activity (UOA)	0
Carry forward orthodontic activity (UOA)	0
Baseline contract value	£162,597.38

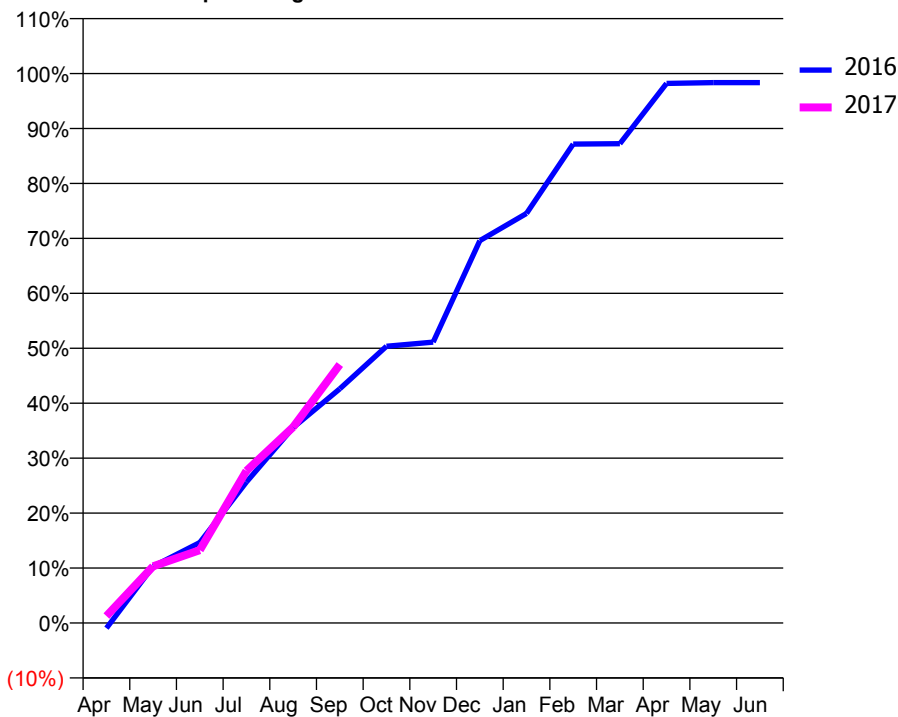
ACCESS*

Patients seen in 24 months	Total	Change since previous quarter
Quarter ending September 2015	2,306	
Quarter ending December 2015	2,340	→
Quarter ending March 2016	2,274	↓
Quarter ending June 2016	2,277	→
Quarter ending September 2016	2,321	→
Variance since September 2015	0.7%	→



ACTIVITY

Cumulative percentage of contracted UDA delivered 2016 & 2017



Adjusted Scheduled Activity (UDA)

Month	2016	2017
April	-55	73
May	596	599
June	849	769
July	1,487	1,604
August	2,060	2,065
September	2,469	2,725
October	2,917	
November	2,961	
December	4,031	
January	4,318	
February	5,049	
March	5,053	
April	5,688	
May	5,697	
June	5,697	

QUALITY

	Quantity	Base Number	Contract	AT	Region	England
% of FP17s for the same patient ID Re-attending within 3 months - Children	25	466	5.4%	11.2%	11.8%	12.4%
% of FP17s for the same patient ID Re-attending within 3 months - Adults	121	874	13.8%	16.3%	17.1%	16.7%
% of FP17s for the same patient ID Re-attending between 3 & 9 months - Children	142	466	30.5%	41.5%	45.8%	57.4%
% of FP17s for the same patient ID Re-attending between 3 & 9 months - Adults	230	874	26.3%	35.0%	37.6%	50.5%
% of FP17s for Band 1 Urgent Courses	143	1,071	13.4%	10.8%	10.6%	9.1%
% of FP17s Relating to Free Repair or Replacements	2	1,071	0.2%	0.5%	0.6%	0.8%
% of FP17s Relating to Continuations	1	1,071	0.1%	0.9%	0.9%	1.3%
% of Patients satisfied with the dentistry they have received	3	3	N/A	89.2%	90.2%	93.2%
% of Patients satisfied with the time they had to wait for an appointment	2	3	N/A	81.5%	83.8%	89.0%

* This is based on patients treated on this contract for their most recent course of treatment. Figures in italics indicate the base number of FP17s or Patient Questionnaire responses are less than 100. N/A is shown where the base number of responses is less than 10 during the period. % is calculated as Quantity/Base number*100

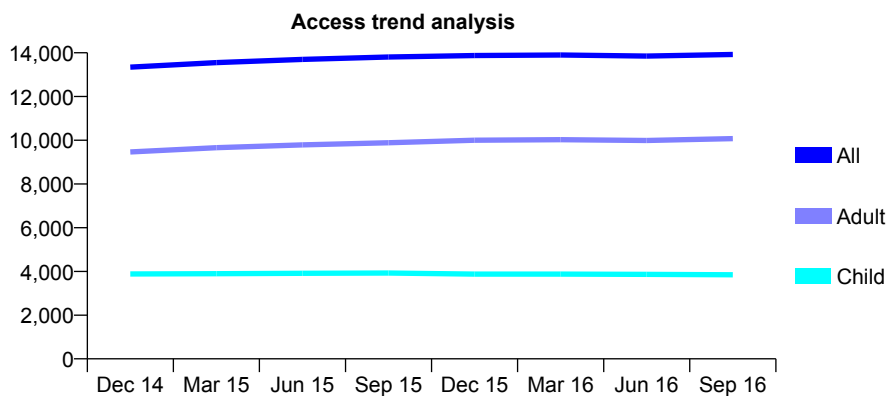
Q61 - Vital Signs At a Glance Contract Report for 764957/0004 - September 2016

Name or company name	MR GS KUMAR
Contract type name	GDS Contract
Purpose of contract	General
Contract start date	01/04/2006
Contract end date	

16/17 Contracted general activity (UDA)	40,267
Carry forward general activity (UDA)	57
16/17 Contracted orthodontic activity (UOA)	0
Carry forward orthodontic activity (UOA)	0
Baseline contract value	£1,137,007.38

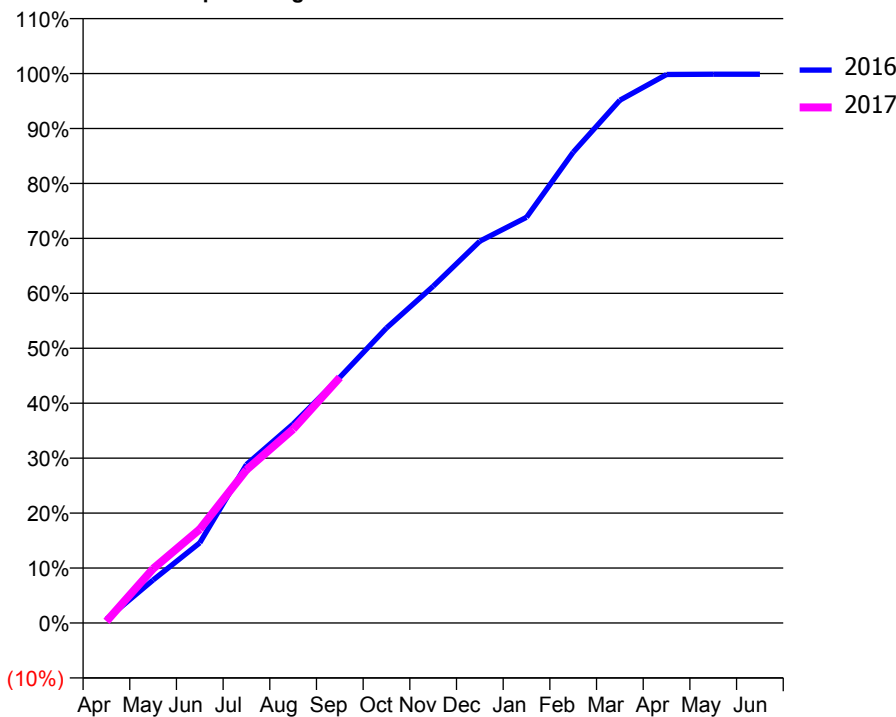
ACCESS*

Patients seen in 24 months	Total	Change since previous quarter
Quarter ending September 2015	13,808	
Quarter ending December 2015	13,874	→
Quarter ending March 2016	13,900	→
Quarter ending June 2016	13,853	→
Quarter ending September 2016	13,923	→
Variance since September 2015	0.8%	→



ACTIVITY

Cumulative percentage of contracted UDA delivered 2016 & 2017



Month	Adjusted Scheduled Activity (UDA)	
	2016	2017
April	282	120
May	3,148	3,979
June	5,873	6,875
July	11,613	11,220
August	14,586	14,205
September	18,005	17,999
October	21,615	
November	24,681	
December	27,979	
January	29,734	
February	34,498	
March	38,312	
April	40,192	
May	40,210	
June	40,210	

QUALITY

	Quantity	Base Number	Contract	AT	Region	England
% of FP17s for the same patient ID Re-attending within 3 months - Children	142	2,247	6.3%	11.2%	11.8%	12.4%
% of FP17s for the same patient ID Re-attending within 3 months - Adults	461	4,965	9.3%	16.3%	17.1%	16.7%
% of FP17s for the same patient ID Re-attending between 3 & 9 months - Children	935	2,247	41.6%	41.5%	45.8%	57.4%
% of FP17s for the same patient ID Re-attending between 3 & 9 months - Adults	1,931	4,965	38.9%	35.0%	37.6%	50.5%
% of FP17s for Band 1 Urgent Courses	261	6,557	4.0%	10.8%	10.6%	9.1%
% of FP17s Relating to Free Repair or Replacements	72	6,557	1.1%	0.5%	0.6%	0.8%
% of FP17s Relating to Continuations	18	6,557	0.3%	0.9%	0.9%	1.3%
% of Patients satisfied with the dentistry they have received	5	5	N/A	89.2%	90.2%	93.2%
% of Patients satisfied with the time they had to wait for an appointment	4	5	N/A	81.5%	83.8%	89.0%

* This is based on patients treated on this contract for their most recent course of treatment. Figures in italics indicate the base number of FP17s or Patient Questionnaire responses are less than 100. N/A is shown where the base number of responses is less than 10 during the period. % is calculated as Quantity/Base number*100

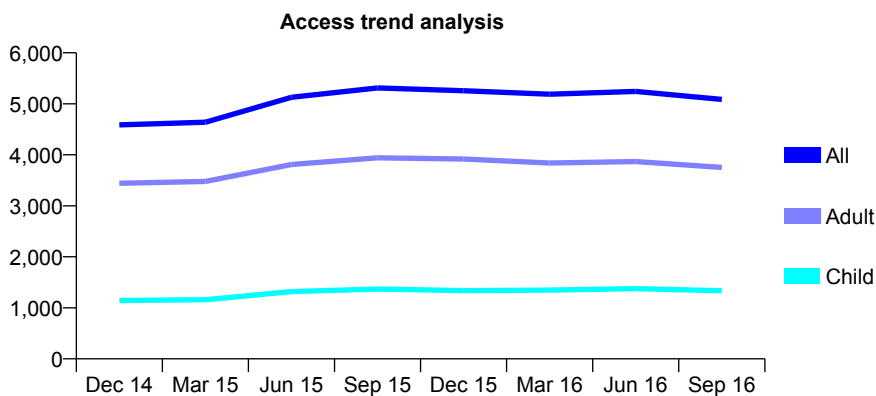
Q61 - Vital Signs At a Glance Contract Report for 765805/0001 - September 2016

Name or company name	MR JR KANOGO
Contract type name	GDS Contract
Purpose of contract	General
Contract start date	01/04/2006
Contract end date	

16/17 Contracted general activity (UDA)	13,708
Carry forward general activity (UDA)	0
16/17 Contracted orthodontic activity (UOA)	0
Carry forward orthodontic activity (UOA)	0
Baseline contract value	£357,299.00

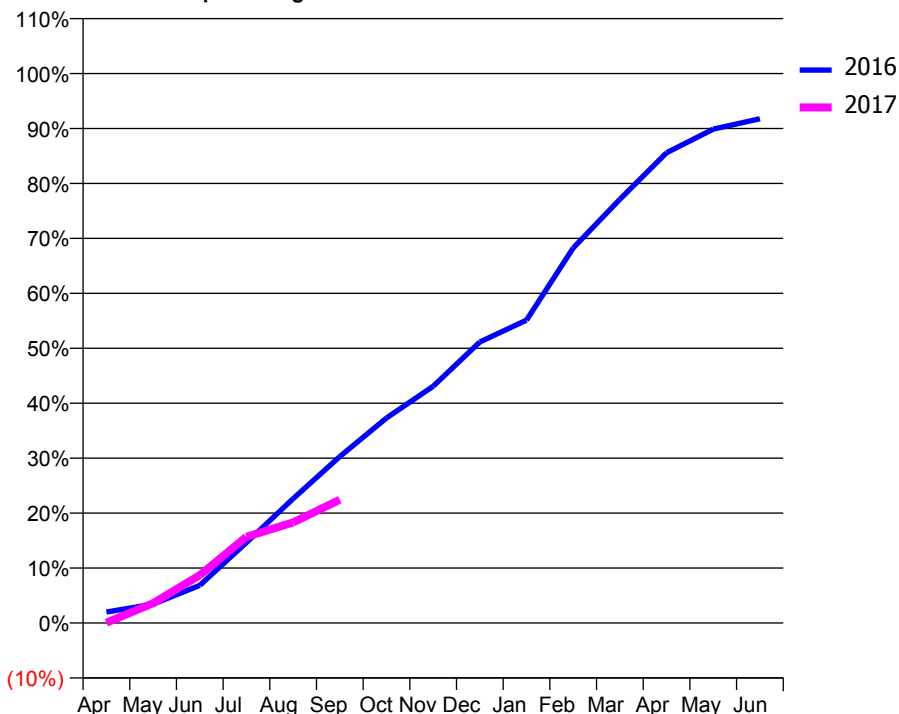
ACCESS*

Patients seen in 24 months	Total	Change since previous quarter
Quarter ending September 2015	5,310	
Quarter ending December 2015	5,256	↓
Quarter ending March 2016	5,187	↓
Quarter ending June 2016	5,244	→
Quarter ending September 2016	5,087	↓
Variance since September 2015	(4.2%)	↓



ACTIVITY

Cumulative percentage of contracted UDA delivered 2016 & 2017



Month	Adjusted Scheduled Activity (UDA)	
	2016	2017
April	275	7
May	472	493
June	941	1,192
July	2,008	2,152
August	3,102	2,511
September	4,153	3,075
October	5,114	
November	5,907	
December	7,012	
January	7,558	
February	9,355	
March	10,571	
April	11,732	
May	12,320	
June	12,581	

QUALITY

	Quantity	Base Number	Contract	AT	Region	England
% of FP17s for the same patient ID Re-attending within 3 months - Children	15	474	3.2%	11.2%	11.8%	12.4%
% of FP17s for the same patient ID Re-attending within 3 months - Adults	82	1,269	6.5%	16.3%	17.1%	16.7%
% of FP17s for the same patient ID Re-attending between 3 & 9 months - Children	73	474	15.4%	41.5%	45.8%	57.4%
% of FP17s for the same patient ID Re-attending between 3 & 9 months - Adults	310	1,269	24.4%	35.0%	37.6%	50.5%
% of FP17s for Band 1 Urgent Courses	79	1,139	6.9%	10.8%	10.6%	9.1%
% of FP17s Relating to Free Repair or Replacements	0	1,139	0.0%	0.5%	0.6%	0.8%
% of FP17s Relating to Continuations	0	1,139	0.0%	0.9%	0.9%	1.3%
% of Patients satisfied with the dentistry they have received	0	0	N/A	89.2%	90.2%	93.2%
% of Patients satisfied with the time they had to wait for an appointment	0	0	N/A	81.5%	83.8%	89.0%

* This is based on patients treated on this contract for their most recent course of treatment. Figures in italics indicate the base number of FP17s or Patient Questionnaire responses are less than 100. N/A is shown where the base number of responses is less than 10 during the period. % is calculated as Quantity/Base number*100

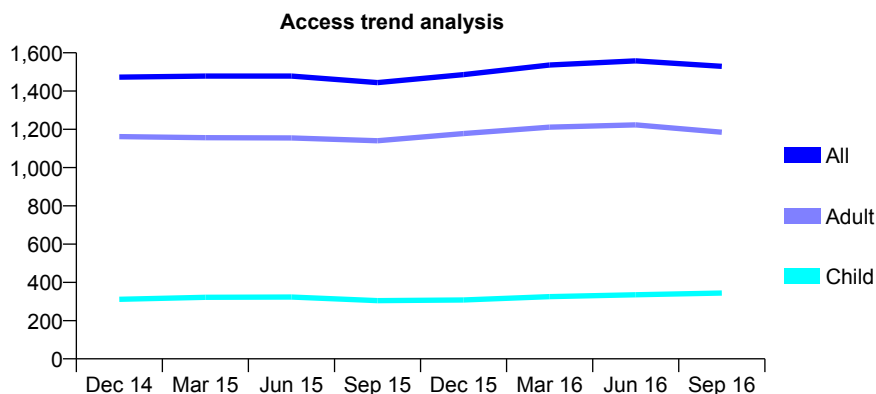
Q61 - Vital Signs At a Glance Contract Report for 766038/0001 - September 2016

Name or company name	MR VO AKINSOLA
Contract type name	GDS Contract
Purpose of contract	General
Contract start date	01/04/2006
Contract end date	

16/17 Contracted general activity (UDA)	6,225
Carry forward general activity (UDA)	93
16/17 Contracted orthodontic activity (UOA)	0
Carry forward orthodontic activity (UOA)	0
Baseline contract value	£197,661.95

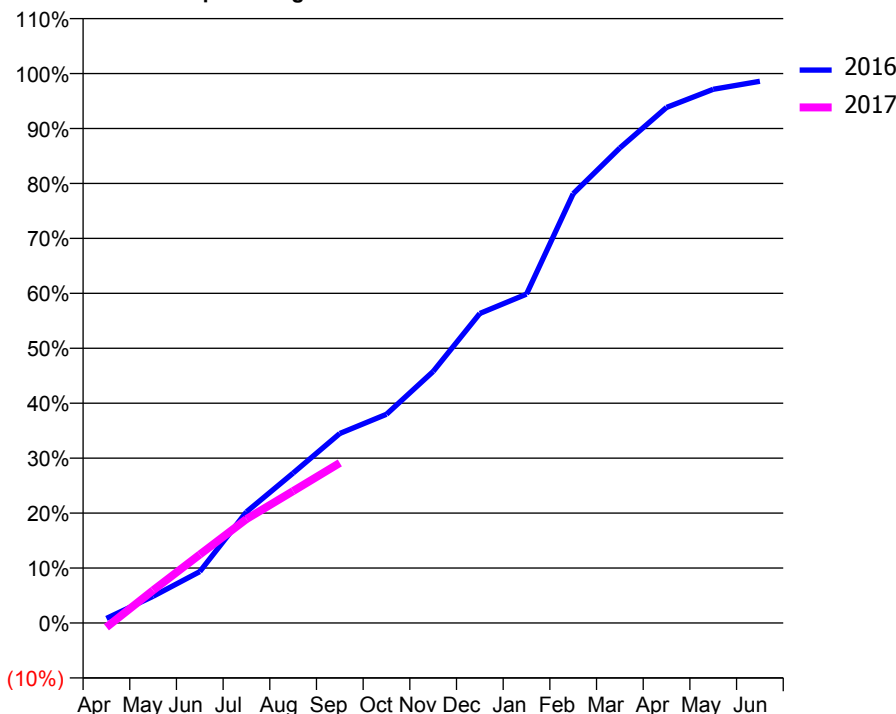
ACCESS*

Patients seen in 24 months	Total	Change since previous quarter
Quarter ending September 2015	1,444	
Quarter ending December 2015	1,486	↑
Quarter ending March 2016	1,536	↑
Quarter ending June 2016	1,558	→
Quarter ending September 2016	1,529	↓
Variance since September 2015	5.9%	↑



ACTIVITY

Cumulative percentage of contracted UDA delivered 2016 & 2017



Adjusted Scheduled Activity (UDA)

Month	2016	2017
April	55	-50
May	318	371
June	610	776
July	1,320	1,178
August	1,780	1,495
September	2,251	1,813
October	2,478	
November	2,987	
December	3,675	
January	3,905	
February	5,097	
March	5,642	
April	6,122	
May	6,338	
June	6,432	

QUALITY

	Quantity	Base Number	Contract	AT	Region	England
% of FP17s for the same patient ID Re-attending within 3 months - Children	3	147	2.0%	11.2%	11.8%	12.4%
% of FP17s for the same patient ID Re-attending within 3 months - Adults	105	517	20.3%	16.3%	17.1%	16.7%
% of FP17s for the same patient ID Re-attending between 3 & 9 months - Children	32	147	21.8%	41.5%	45.8%	57.4%
% of FP17s for the same patient ID Re-attending between 3 & 9 months - Adults	104	517	20.1%	35.0%	37.6%	50.5%
% of FP17s for Band 1 Urgent Courses	75	514	14.6%	10.8%	10.6%	9.1%
% of FP17s Relating to Free Repair or Replacements	13	514	2.5%	0.5%	0.6%	0.8%
% of FP17s Relating to Continuations	0	514	0.0%	0.9%	0.9%	1.3%
% of Patients satisfied with the dentistry they have received	2	2	N/A	89.2%	90.2%	93.2%
% of Patients satisfied with the time they had to wait for an appointment	2	2	N/A	81.5%	83.8%	89.0%

* This is based on patients treated on this contract for their most recent course of treatment. Figures in italics indicate the base number of FP17s or Patient Questionnaire responses are less than 100. N/A is shown where the base number of responses is less than 10 during the period. % is calculated as Quantity/Base number*100

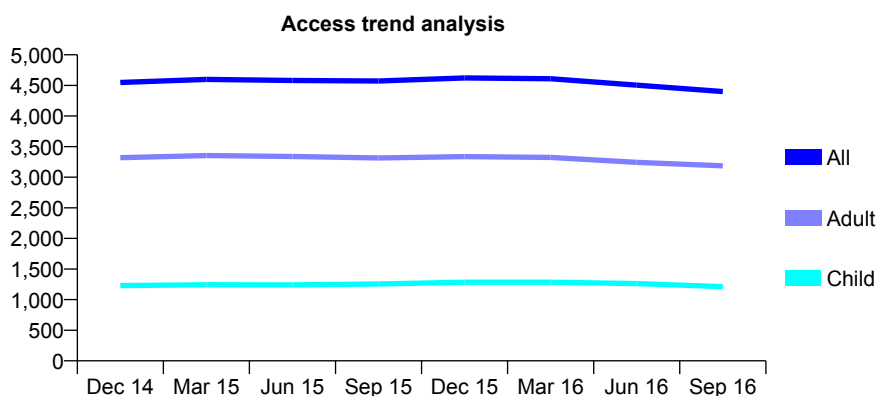
Q61 - Vital Signs At a Glance Contract Report for 766895/0003 - September 2016

Name or company name	MR M SOLTAN MOHAMMADI KHAYAT
Contract type name	GDS Contract
Purpose of contract	General
Contract start date	01/04/2006
Contract end date	

16/17 Contracted general activity (UDA)	15,725
Carry forward general activity (UDA)	58
16/17 Contracted orthodontic activity (UOA)	0
Carry forward orthodontic activity (UOA)	0
Baseline contract value	£392,743.74

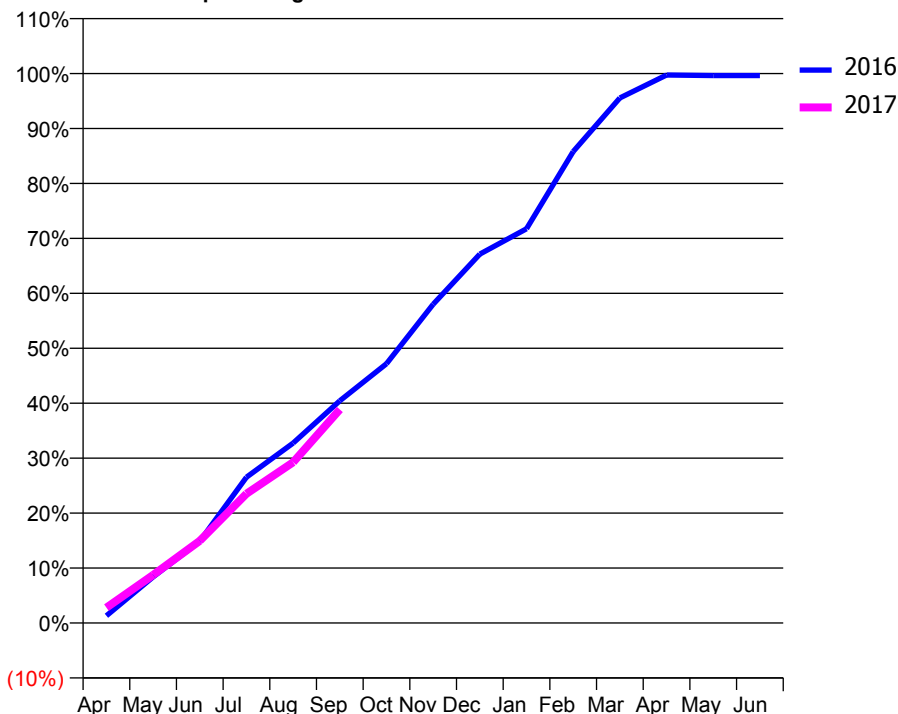
ACCESS*

Patients seen in 24 months	Total	Change since previous quarter
Quarter ending September 2015	4,571	
Quarter ending December 2015	4,621	→
Quarter ending March 2016	4,609	→
Quarter ending June 2016	4,504	↓
Quarter ending September 2016	4,399	↓
Variance since September 2015	(3.8%)	↓



ACTIVITY

Cumulative percentage of contracted UDA delivered 2016 & 2017



Month	Adjusted Scheduled Activity (UDA)	
	2016	2017
April	209	443
May	1,317	1,374
June	2,341	2,351
July	4,173	3,699
August	5,150	4,599
September	6,359	6,112
October	7,421	
November	9,123	
December	10,559	
January	11,283	
February	13,492	
March	15,026	
April	15,680	
May	15,667	
June	15,667	

QUALITY

	Quantity	Base Number	Contract	AT	Region	England
% of FP17s for the same patient ID Re-attending within 3 months - Children	59	642	9.2%	11.2%	11.8%	12.4%
% of FP17s for the same patient ID Re-attending within 3 months - Adults	162	1,332	12.2%	16.3%	17.1%	16.7%
% of FP17s for the same patient ID Re-attending between 3 & 9 months - Children	268	642	41.7%	41.5%	45.8%	57.4%
% of FP17s for the same patient ID Re-attending between 3 & 9 months - Adults	428	1,332	32.1%	35.0%	37.6%	50.5%
% of FP17s for Band 1 Urgent Courses	225	1,808	12.4%	10.8%	10.6%	9.1%
% of FP17s Relating to Free Repair or Replacements	0	1,808	0.0%	0.5%	0.6%	0.8%
% of FP17s Relating to Continuations	17	1,808	0.9%	0.9%	0.9%	1.3%
% of Patients satisfied with the dentistry they have received	0	0	N/A	89.2%	90.2%	93.2%
% of Patients satisfied with the time they had to wait for an appointment	0	0	N/A	81.5%	83.8%	89.0%

* This is based on patients treated on this contract for their most recent course of treatment. Figures in italics indicate the base number of FP17s or Patient Questionnaire responses are less than 100. N/A is shown where the base number of responses is less than 10 during the period. % is calculated as Quantity/Base number*100

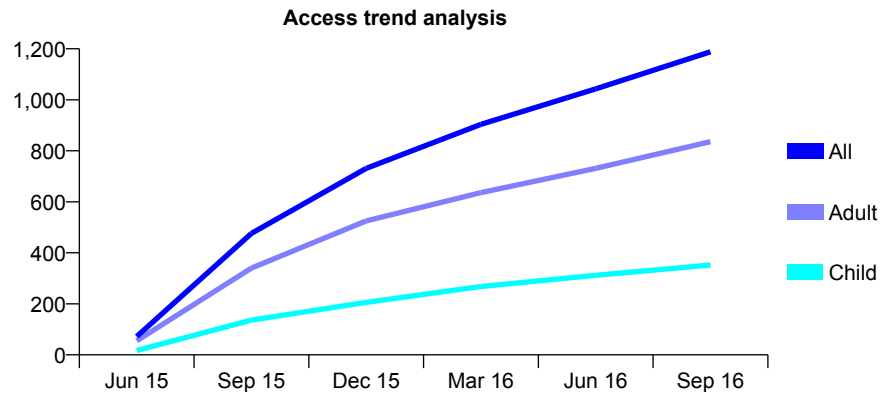
Q61 - Vital Signs At a Glance Contract Report for 766895/0005 - September 2016

Name or company name	MR M SOLTAN MOHAMMADI KHAYAT
Contract type name	GDS Contract
Purpose of contract	General
Contract start date	01/06/2015
Contract end date	

16/17 Contracted general activity (UDA)	5,000
Carry forward general activity (UDA)	79
16/17 Contracted orthodontic activity (UOA)	0
Carry forward orthodontic activity (UOA)	0
Baseline contract value	£159,008.19

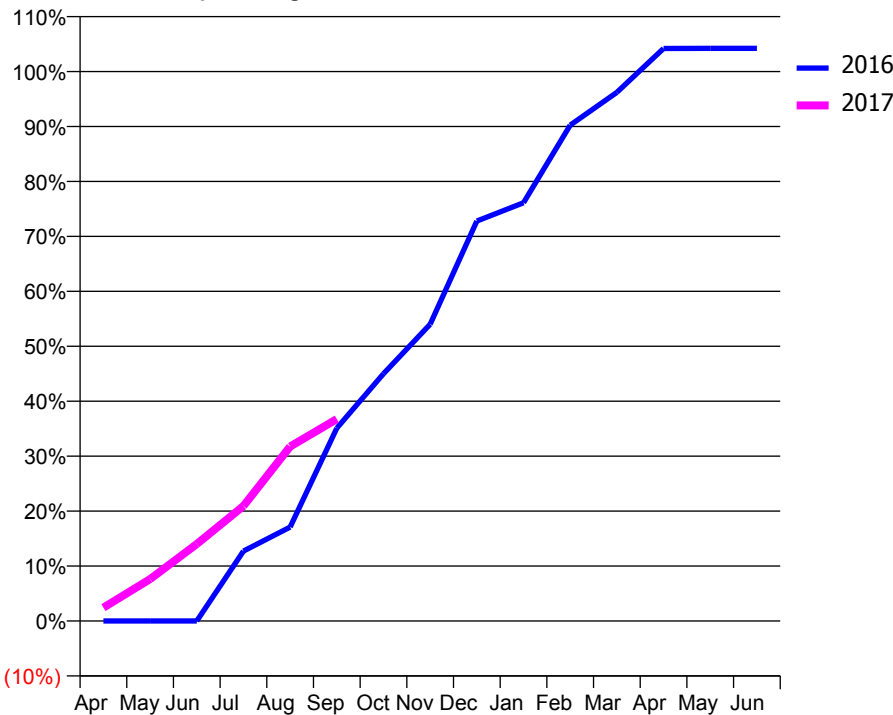
ACCESS*

Patients seen in 24 months	Total	Change since previous quarter
Quarter ending September 2015	476	
Quarter ending December 2015	731	↑
Quarter ending March 2016	904	↑
Quarter ending June 2016	1,043	↑
Quarter ending September 2016	1,188	↑
Variance since September 2015	149.6%	↑



ACTIVITY

Cumulative percentage of contracted UDA delivered 2016 & 2017



Month	Adjusted Scheduled Activity (UDA)	
	2016	2017
April	0	122
May	0	382
June	0	701
July	530	1,047
August	713	1,588
September	1,462	1,837
October	1,875	
November	2,250	
December	3,032	
January	3,171	
February	3,760	
March	4,008	
April	4,341	
May	4,342	
June	4,342	

QUALITY

	Quantity	Base Number	Contract	AT	Region	England
% of FP17s for the same patient ID Re-attending within 3 months - Children	11	228	4.8%	11.2%	11.8%	12.4%
% of FP17s for the same patient ID Re-attending within 3 months - Adults	39	476	8.2%	16.3%	17.1%	16.7%
% of FP17s for the same patient ID Re-attending between 3 & 9 months - Children	76	228	33.3%	41.5%	45.8%	57.4%
% of FP17s for the same patient ID Re-attending between 3 & 9 months - Adults	121	476	25.4%	35.0%	37.6%	50.5%
% of FP17s for Band 1 Urgent Courses	37	586	6.3%	10.8%	10.6%	9.1%
% of FP17s Relating to Free Repair or Replacements	1	586	0.2%	0.5%	0.6%	0.8%
% of FP17s Relating to Continuations	2	586	0.3%	0.9%	0.9%	1.3%
% of Patients satisfied with the dentistry they have received	0	0	N/A	89.2%	90.2%	93.2%
% of Patients satisfied with the time they had to wait for an appointment	0	0	N/A	81.5%	83.8%	89.0%

* This is based on patients treated on this contract for their most recent course of treatment. Figures in italics indicate the base number of FP17s or Patient Questionnaire responses are less than 100. N/A is shown where the base number of responses is less than 10 during the period. % is calculated as Quantity/Base number*100

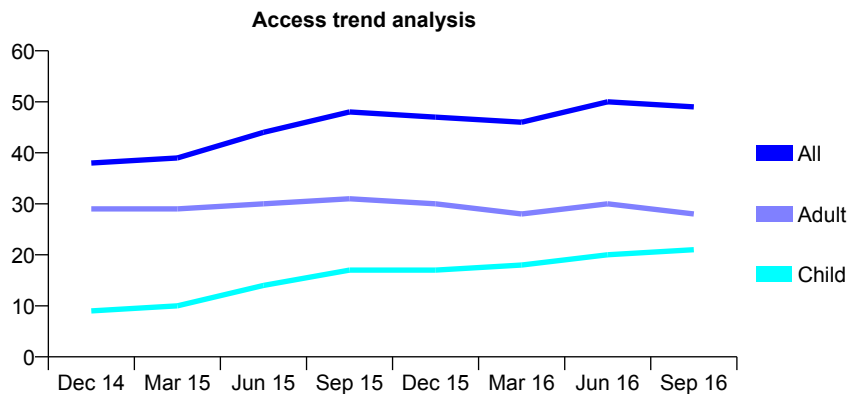
Q61 - Vital Signs At a Glance Contract Report for 767239/0001 - September 2016

Name or company name	MR N NAGPAUL
Contract type name	PDS Contract
Purpose of contract	General
Contract start date	01/08/2009
Contract end date	31/03/2017

16/17 Contracted general activity (UDA)	200
Carry forward general activity (UDA)	0
16/17 Contracted orthodontic activity (UOA)	0
Carry forward orthodontic activity (UOA)	0
Baseline contract value	£5,791.45

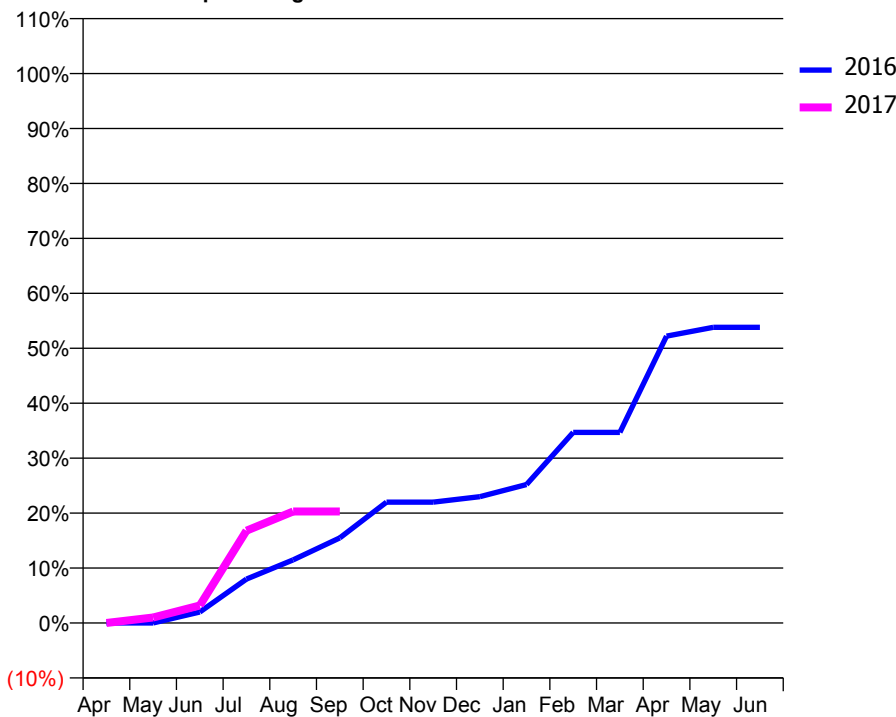
ACCESS*

Patients seen in 24 months	Total	Change since previous quarter
Quarter ending September 2015	48	
Quarter ending December 2015	47	↓
Quarter ending March 2016	46	↓
Quarter ending June 2016	50	↑
Quarter ending September 2016	49	↓
Variance since September 2015	2.1%	↑



ACTIVITY

Cumulative percentage of contracted UDA delivered 2016 & 2017



Month	Adjusted Scheduled Activity (UDA)	
	2016	2017
April	0	0
May	0	2
June	4	6
July	16	34
August	23	41
September	31	41
October	44	
November	44	
December	46	
January	50	
February	69	
March	69	
April	104	
May	108	
June	108	

QUALITY

	Quantity	Base Number	Contract	AT	Region	England
% of FP17s for the same patient ID Re-attending within 3 months - Children	0	13	0.0%	11.2%	11.8%	12.4%
% of FP17s for the same patient ID Re-attending within 3 months - Adults	1	18	5.6%	16.3%	17.1%	16.7%
% of FP17s for the same patient ID Re-attending between 3 & 9 months - Children	4	13	30.8%	41.5%	45.8%	57.4%
% of FP17s for the same patient ID Re-attending between 3 & 9 months - Adults	3	18	16.7%	35.0%	37.6%	50.5%
% of FP17s for Band 1 Urgent Courses	3	14	21.4%	10.8%	10.6%	9.1%
% of FP17s Relating to Free Repair or Replacements	0	14	0.0%	0.5%	0.6%	0.8%
% of FP17s Relating to Continuations	0	14	0.0%	0.9%	0.9%	1.3%
% of Patients satisfied with the dentistry they have received	0	0	N/A	89.2%	90.2%	93.2%
% of Patients satisfied with the time they had to wait for an appointment	0	0	N/A	81.5%	83.8%	89.0%

* This is based on patients treated on this contract for their most recent course of treatment. Figures in italics indicate the base number of FP17s or Patient Questionnaire responses are less than 100. N/A is shown where the base number of responses is less than 10 during the period. % is calculated as Quantity/Base number*100

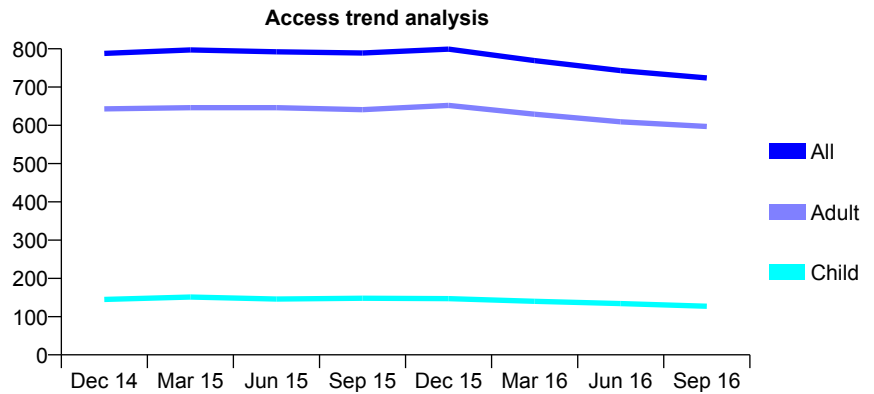
Q61 - Vital Signs At a Glance Contract Report for 769037/0001 - September 2016

Name or company name	MR B VARNAMKHASTY
Contract type name	GDS Contract
Purpose of contract	General
Contract start date	01/04/2006
Contract end date	

16/17 Contracted general activity (UDA)	2,936
Carry forward general activity (UDA)	0
16/17 Contracted orthodontic activity (UOA)	0
Carry forward orthodontic activity (UOA)	0
Baseline contract value	£94,826.49

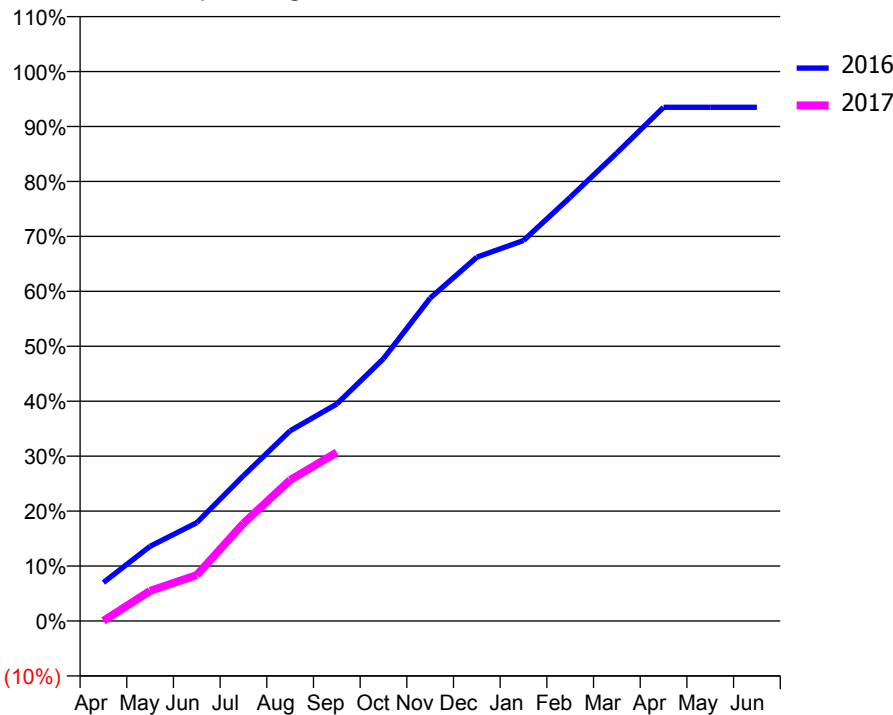
ACCESS*

Patients seen in 24 months	Total	Change since previous quarter
Quarter ending September 2015	789	
Quarter ending December 2015	799	→
Quarter ending March 2016	769	↓
Quarter ending June 2016	743	↓
Quarter ending September 2016	724	↓
Variance since September 2015	(8.2%)	↓



ACTIVITY

Cumulative percentage of contracted UDA delivered 2016 & 2017



Month	Adjusted Scheduled Activity (UDA)	
	2016	2017
April	205	1
May	399	162
June	525	245
July	776	522
August	1,016	754
September	1,160	901
October	1,402	
November	1,725	
December	1,944	
January	2,033	
February	2,264	
March	2,501	
April	2,745	
May	2,745	
June	2,745	

QUALITY

	Quantity	Base Number	Contract	AT	Region	England
% of FP17s for the same patient ID Re-attending within 3 months - Children	4	50	8.0%	11.2%	11.8%	12.4%
% of FP17s for the same patient ID Re-attending within 3 months - Adults	16	211	7.6%	16.3%	17.1%	16.7%
% of FP17s for the same patient ID Re-attending between 3 & 9 months - Children	17	50	34.0%	41.5%	45.8%	57.4%
% of FP17s for the same patient ID Re-attending between 3 & 9 months - Adults	89	211	42.2%	35.0%	37.6%	50.5%
% of FP17s for Band 1 Urgent Courses	13	228	5.7%	10.8%	10.6%	9.1%
% of FP17s Relating to Free Repair or Replacements	0	228	0.0%	0.5%	0.6%	0.8%
% of FP17s Relating to Continuations	0	228	0.0%	0.9%	0.9%	1.3%
% of Patients satisfied with the dentistry they have received	0	0	N/A	89.2%	90.2%	93.2%
% of Patients satisfied with the time they had to wait for an appointment	0	0	N/A	81.5%	83.8%	89.0%

* This is based on patients treated on this contract for their most recent course of treatment. Figures in italics indicate the base number of FP17s or Patient Questionnaire responses are less than 100. N/A is shown where the base number of responses is less than 10 during the period. % is calculated as Quantity/Base number*100

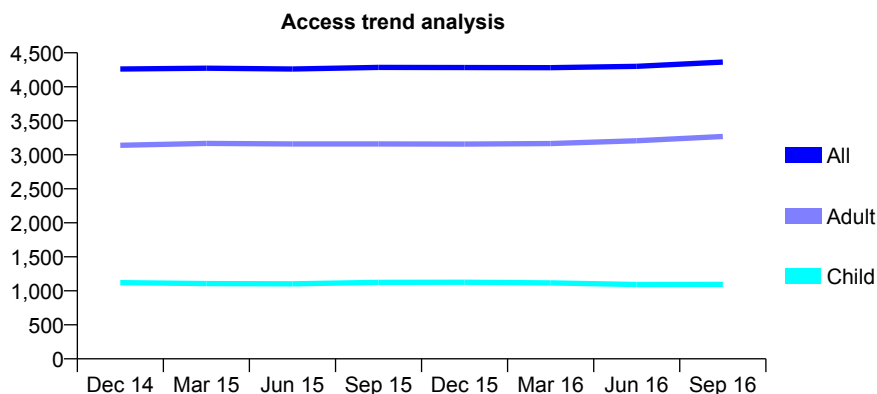
Q61 - Vital Signs At a Glance Contract Report for 769568/0001 - September 2016

Name or company name	MRS M RAFIEE
Contract type name	GDS Contract
Purpose of contract	General
Contract start date	01/04/2006
Contract end date	

16/17 Contracted general activity (UDA)	12,620
Carry forward general activity (UDA)	-35
16/17 Contracted orthodontic activity (UOA)	0
Carry forward orthodontic activity (UOA)	0
Baseline contract value	£358,534.42

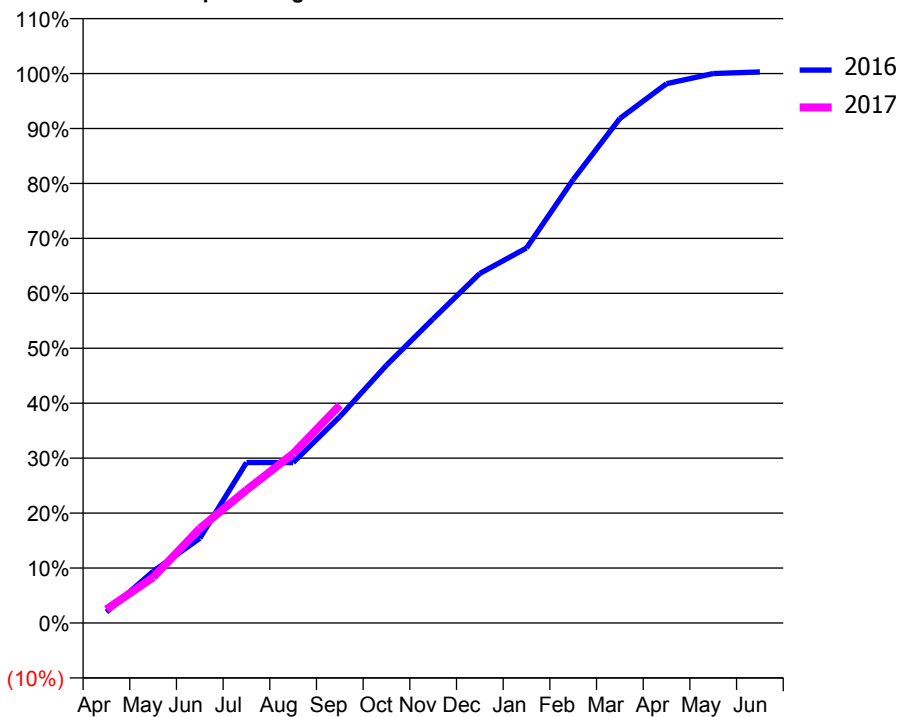
ACCESS*

Patients seen in 24 months	Total	Change since previous quarter
Quarter ending September 2015	4,285	
Quarter ending December 2015	4,284	→
Quarter ending March 2016	4,281	→
Quarter ending June 2016	4,300	→
Quarter ending September 2016	4,364	→
Variance since September 2015	1.8%	→



ACTIVITY

Cumulative percentage of contracted UDA delivered 2016 & 2017



Month	Adjusted Scheduled Activity (UDA)	
	2016	2017
April	251	314
May	1,186	1,050
June	1,947	2,174
July	3,687	3,053
August	3,687	3,892
September	4,739	5,004
October	5,921	
November	6,987	
December	8,027	
January	8,614	
February	10,185	
March	11,588	
April	12,387	
May	12,619	
June	12,655	

QUALITY

	Quantity	Base Number	Contract	AT	Region	England
% of FP17s for the same patient ID Re-attending within 3 months - Children	39	771	5.1%	11.2%	11.8%	12.4%
% of FP17s for the same patient ID Re-attending within 3 months - Adults	182	1,872	9.7%	16.3%	17.1%	16.7%
% of FP17s for the same patient ID Re-attending between 3 & 9 months - Children	356	771	46.2%	41.5%	45.8%	57.4%
% of FP17s for the same patient ID Re-attending between 3 & 9 months - Adults	703	1,872	37.6%	35.0%	37.6%	50.5%
% of FP17s for Band 1 Urgent Courses	178	2,248	7.9%	10.8%	10.6%	9.1%
% of FP17s Relating to Free Repair or Replacements	20	2,248	0.9%	0.5%	0.6%	0.8%
% of FP17s Relating to Continuations	19	2,248	0.8%	0.9%	0.9%	1.3%
% of Patients satisfied with the dentistry they have received	5	5	N/A	89.2%	90.2%	93.2%
% of Patients satisfied with the time they had to wait for an appointment	5	5	N/A	81.5%	83.8%	89.0%

* This is based on patients treated on this contract for their most recent course of treatment. Figures in italics indicate the base number of FP17s or Patient Questionnaire responses are less than 100. N/A is shown where the base number of responses is less than 10 during the period. % is calculated as Quantity/Base number*100

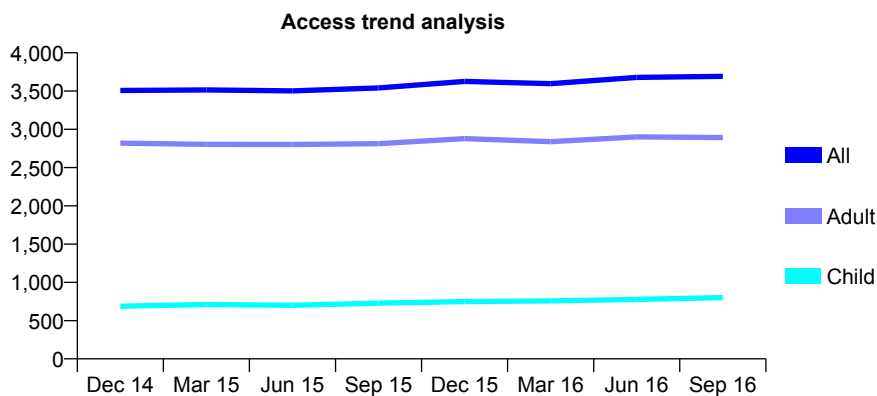
Q61 - Vital Signs At a Glance Contract Report for 778249/0001 - September 2016

Name or company name	MISS RJ SANGHVI
Contract type name	GDS Contract
Purpose of contract	General
Contract start date	01/09/2011
Contract end date	

16/17 Contracted general activity (UDA)	8,726
Carry forward general activity (UDA)	293
16/17 Contracted orthodontic activity (UOA)	0
Carry forward orthodontic activity (UOA)	0
Baseline contract value	£207,547.19

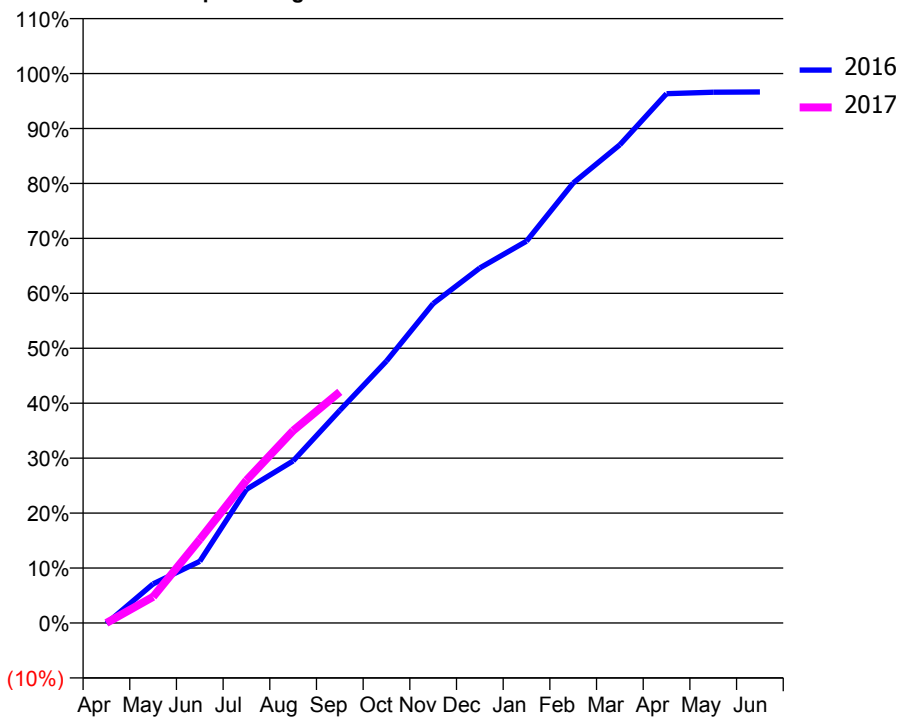
ACCESS*

Patients seen in 24 months	Total	Change since previous quarter
Quarter ending September 2015	3,540	
Quarter ending December 2015	3,627	↑
Quarter ending March 2016	3,597	→
Quarter ending June 2016	3,678	↑
Quarter ending September 2016	3,693	→
Variance since September 2015	4.3%	↑



ACTIVITY

Cumulative percentage of contracted UDA delivered 2016 & 2017



Adjusted Scheduled Activity (UDA)

Month	2016	2017
April	-10	-0
May	622	416
June	980	1,327
July	2,123	2,267
August	2,573	3,054
September	3,376	3,670
October	4,159	
November	5,074	
December	5,637	
January	6,064	
February	6,988	
March	7,595	
April	8,405	
May	8,430	
June	8,433	

QUALITY

	Quantity	Base Number	Contract	AT	Region	England
% of FP17s for the same patient ID Re-attending within 3 months - Children	21	405	5.2%	11.2%	11.8%	12.4%
% of FP17s for the same patient ID Re-attending within 3 months - Adults	144	1,410	10.2%	16.3%	17.1%	16.7%
% of FP17s for the same patient ID Re-attending between 3 & 9 months - Children	113	405	27.9%	41.5%	45.8%	57.4%
% of FP17s for the same patient ID Re-attending between 3 & 9 months - Adults	378	1,410	26.8%	35.0%	37.6%	50.5%
% of FP17s for Band 1 Urgent Courses	185	1,559	11.9%	10.8%	10.6%	9.1%
% of FP17s Relating to Free Repair or Replacements	3	1,559	0.2%	0.5%	0.6%	0.8%
% of FP17s Relating to Continuations	7	1,559	0.4%	0.9%	0.9%	1.3%
% of Patients satisfied with the dentistry they have received	2	2	N/A	89.2%	90.2%	93.2%
% of Patients satisfied with the time they had to wait for an appointment	2	2	N/A	81.5%	83.8%	89.0%

* This is based on patients treated on this contract for their most recent course of treatment. Figures in italics indicate the base number of FP17s or Patient Questionnaire responses are less than 100. N/A is shown where the base number of responses is less than 10 during the period. % is calculated as Quantity/Base number*100

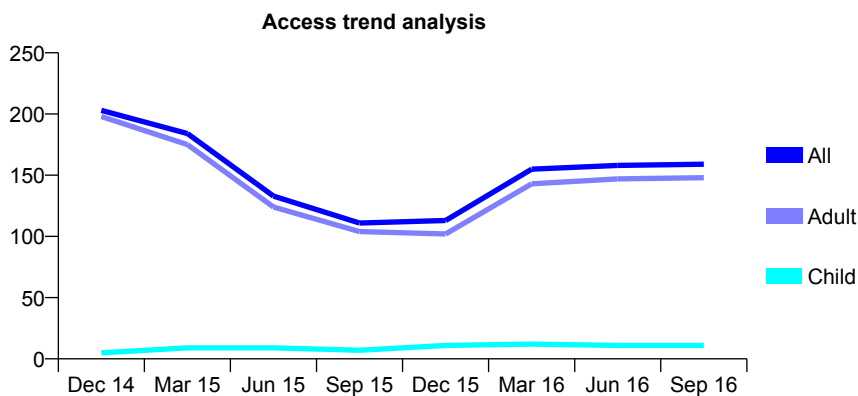
Q61 - Vital Signs At a Glance Contract Report for 781800/0001 - September 2016

Name or company name	MR B NISAR
Contract type name	GDS Contract
Purpose of contract	General
Contract start date	28/07/2011
Contract end date	

16/17 Contracted general activity (UDA)	325
Carry forward general activity (UDA)	-6
16/17 Contracted orthodontic activity (UOA)	0
Carry forward orthodontic activity (UOA)	0
Baseline contract value	£7,422.75

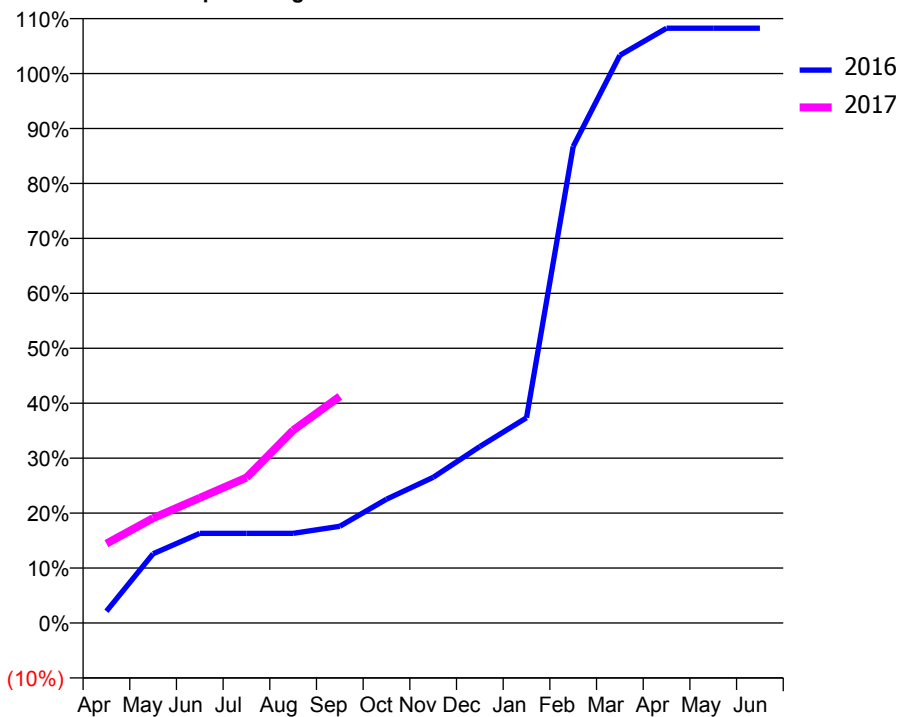
ACCESS*

Patients seen in 24 months	Total	Change since previous quarter
Quarter ending September 2015	111	
Quarter ending December 2015	113	→
Quarter ending March 2016	155	↑
Quarter ending June 2016	158	→
Quarter ending September 2016	159	→
Variance since September 2015	43.2%	↑



ACTIVITY

Cumulative percentage of contracted UDA delivered 2016 & 2017



Month	Adjusted Scheduled Activity (UDA)	
	2016	2017
April	7	47
May	41	62
June	53	74
July	53	86
August	53	114
September	57	134
October	73	
November	86	
December	104	
January	121	
February	282	
March	336	
April	352	
May	352	
June	352	

QUALITY

	Quantity	Base Number	Contract	AT	Region	England
% of FP17s for the same patient ID Re-attending within 3 months - Children	0	2	0.0%	11.2%	11.8%	12.4%
% of FP17s for the same patient ID Re-attending within 3 months - Adults	1	26	3.8%	16.3%	17.1%	16.7%
% of FP17s for the same patient ID Re-attending between 3 & 9 months - Children	1	2	50.0%	41.5%	45.8%	57.4%
% of FP17s for the same patient ID Re-attending between 3 & 9 months - Adults	3	26	11.5%	35.0%	37.6%	50.5%
% of FP17s for Band 1 Urgent Courses	0	25	0.0%	10.8%	10.6%	9.1%
% of FP17s Relating to Free Repair or Replacements	0	25	0.0%	0.5%	0.6%	0.8%
% of FP17s Relating to Continuations	0	25	0.0%	0.9%	0.9%	1.3%
% of Patients satisfied with the dentistry they have received	0	0	N/A	89.2%	90.2%	93.2%
% of Patients satisfied with the time they had to wait for an appointment	0	0	N/A	81.5%	83.8%	89.0%

* This is based on patients treated on this contract for their most recent course of treatment. Figures in italics indicate the base number of FP17s or Patient Questionnaire responses are less than 100. N/A is shown where the base number of responses is less than 10 during the period. % is calculated as Quantity/Base number*100

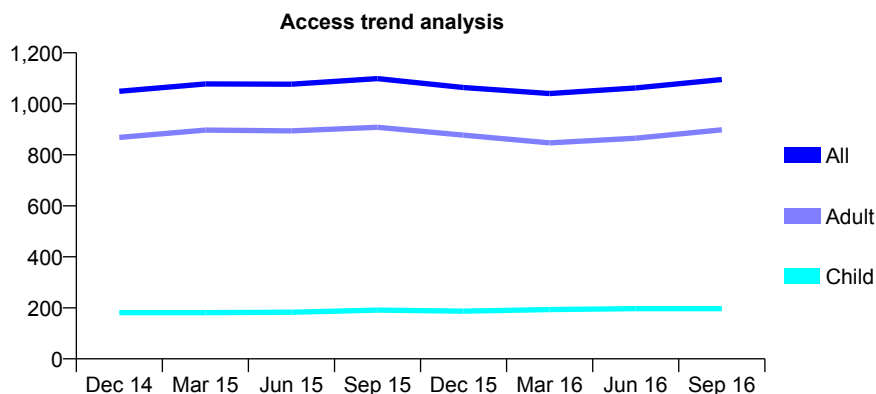
Q61 - Vital Signs At a Glance Contract Report for 782874/0001 - September 2016

Name or company name	MR DR SADOH
Contract type name	GDS Contract
Purpose of contract	General
Contract start date	01/04/2006
Contract end date	

16/17 Contracted general activity (UDA)	4,263
Carry forward general activity (UDA)	0
16/17 Contracted orthodontic activity (UOA)	0
Carry forward orthodontic activity (UOA)	0
Baseline contract value	£152,227.61

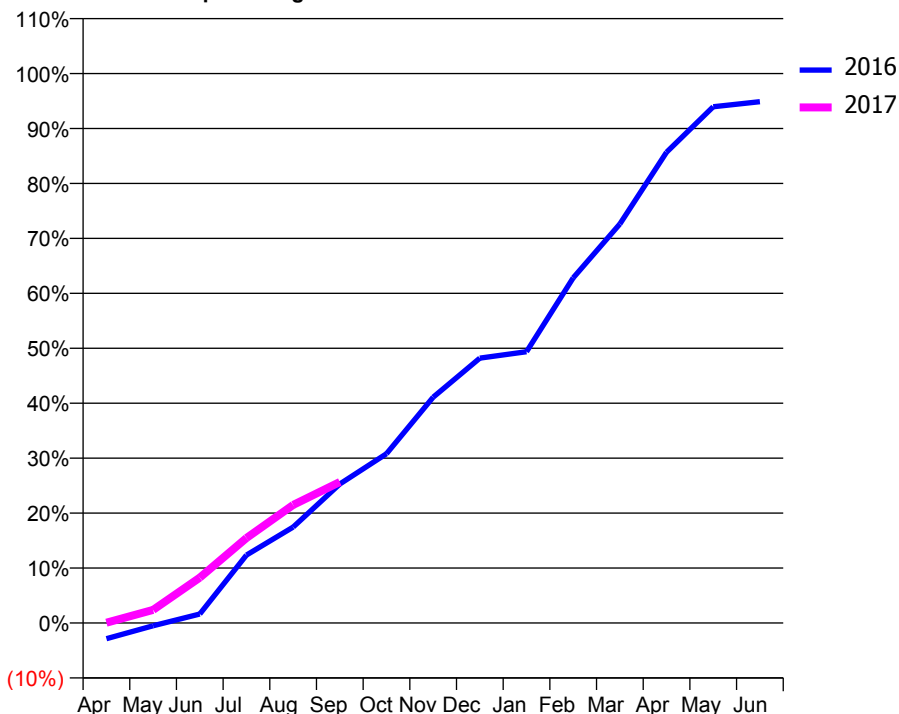
ACCESS*

Patients seen in 24 months	Total	Change since previous quarter
Quarter ending September 2015	1,099	
Quarter ending December 2015	1,064	↓
Quarter ending March 2016	1,040	↓
Quarter ending June 2016	1,062	↑
Quarter ending September 2016	1,095	↑
Variance since September 2015	(0.4%)	→



ACTIVITY

Cumulative percentage of contracted UDA delivered 2016 & 2017



Month	Adjusted Scheduled Activity (UDA)	
	2016	2017
April	-123	3
May	-22	102
June	70	352
July	527	659
August	745	916
September	1,079	1,094
October	1,314	
November	1,752	
December	2,055	
January	2,105	
February	2,678	
March	3,096	
April	3,652	
May	4,005	
June	4,044	

QUALITY

	Quantity	Base Number	Contract	AT	Region	England
% of FP17s for the same patient ID Re-attending within 3 months - Children	6	111	5.4%	11.2%	11.8%	12.4%
% of FP17s for the same patient ID Re-attending within 3 months - Adults	37	430	8.6%	16.3%	17.1%	16.7%
% of FP17s for the same patient ID Re-attending between 3 & 9 months - Children	37	111	33.3%	41.5%	45.8%	57.4%
% of FP17s for the same patient ID Re-attending between 3 & 9 months - Adults	87	430	20.2%	35.0%	37.6%	50.5%
% of FP17s for Band 1 Urgent Courses	113	422	26.8%	10.8%	10.6%	9.1%
% of FP17s Relating to Free Repair or Replacements	0	422	0.0%	0.5%	0.6%	0.8%
% of FP17s Relating to Continuations	5	422	1.2%	0.9%	0.9%	1.3%
% of Patients satisfied with the dentistry they have received	0	0	N/A	89.2%	90.2%	93.2%
% of Patients satisfied with the time they had to wait for an appointment	0	0	N/A	81.5%	83.8%	89.0%

* This is based on patients treated on this contract for their most recent course of treatment. Figures in italics indicate the base number of FP17s or Patient Questionnaire responses are less than 100. N/A is shown where the base number of responses is less than 10 during the period. % is calculated as Quantity/Base number*100

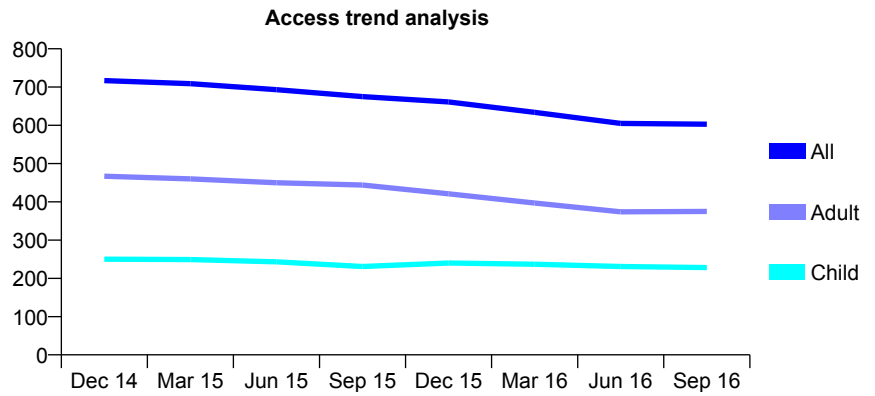
Q61 - Vital Signs At a Glance Contract Report for 783099/0001 - September 2016

Name or company name	MISS P HEIDARZADEH PASHA
Contract type name	GDS Contract
Purpose of contract	General
Contract start date	01/12/2007
Contract end date	

16/17 Contracted general activity (UDA)	3,600
Carry forward general activity (UDA)	0
16/17 Contracted orthodontic activity (UOA)	0
Carry forward orthodontic activity (UOA)	0
Baseline contract value	£97,190.66

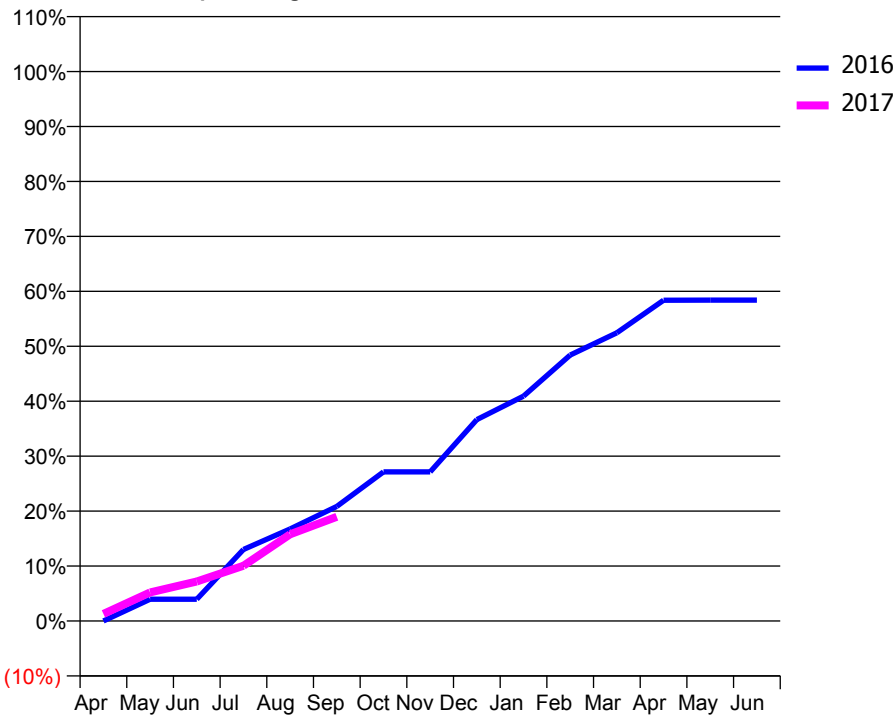
ACCESS*

Patients seen in 24 months	Total	Change since previous quarter
Quarter ending September 2015	675	
Quarter ending December 2015	661	↓
Quarter ending March 2016	634	↓
Quarter ending June 2016	605	↓
Quarter ending September 2016	603	→
Variance since September 2015	(10.7%)	↓



ACTIVITY

Cumulative percentage of contracted UDA delivered 2016 & 2017



Month	Adjusted Scheduled Activity (UDA)	
	2016	2017
April	0	47
May	143	187
June	143	259
July	469	362
August	603	568
September	751	682
October	977	
November	977	
December	1,319	
January	1,473	
February	1,743	
March	1,889	
April	2,102	
May	2,103	
June	2,103	

QUALITY

	Quantity	Base Number	Contract	AT	Region	England
% of FP17s for the same patient ID Re-attending within 3 months - Children	1	108	0.9%	11.2%	11.8%	12.4%
% of FP17s for the same patient ID Re-attending within 3 months - Adults	16	169	9.5%	16.3%	17.1%	16.7%
% of FP17s for the same patient ID Re-attending between 3 & 9 months - Children	54	108	50.0%	41.5%	45.8%	57.4%
% of FP17s for the same patient ID Re-attending between 3 & 9 months - Adults	68	169	40.2%	35.0%	37.6%	50.5%
% of FP17s for Band 1 Urgent Courses	2	210	1.0%	10.8%	10.6%	9.1%
% of FP17s Relating to Free Repair or Replacements	2	210	1.0%	0.5%	0.6%	0.8%
% of FP17s Relating to Continuations	0	210	0.0%	0.9%	0.9%	1.3%
% of Patients satisfied with the dentistry they have received	0	0	N/A	89.2%	90.2%	93.2%
% of Patients satisfied with the time they had to wait for an appointment	0	0	N/A	81.5%	83.8%	89.0%

* This is based on patients treated on this contract for their most recent course of treatment. Figures in italics indicate the base number of FP17s or Patient Questionnaire responses are less than 100. N/A is shown where the base number of responses is less than 10 during the period. % is calculated as Quantity/Base number*100

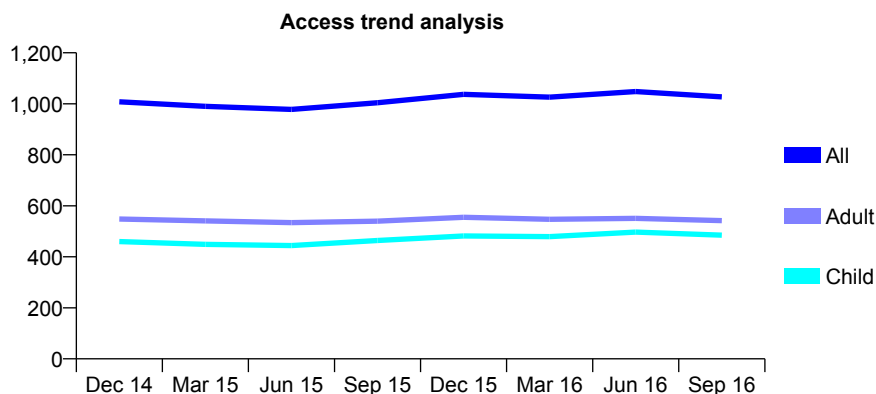
Q61 - Vital Signs At a Glance Contract Report for 785490/0001 - September 2016

Name or company name	MRS FI OLUYANNWO
Contract type name	GDS Contract
Purpose of contract	General
Contract start date	09/11/2009
Contract end date	

16/17 Contracted general activity (UDA)	2,582
Carry forward general activity (UDA)	2
16/17 Contracted orthodontic activity (UOA)	0
Carry forward orthodontic activity (UOA)	0
Baseline contract value	£92,778.86

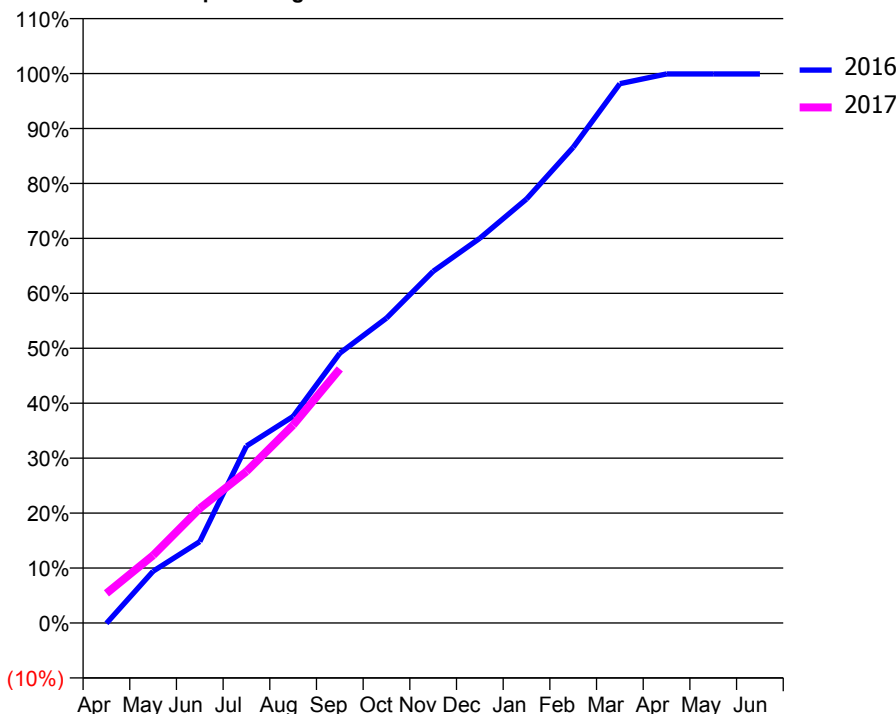
ACCESS*

Patients seen in 24 months	Total	Change since previous quarter
Quarter ending September 2015	1,004	
Quarter ending December 2015	1,037	↑
Quarter ending March 2016	1,026	↓
Quarter ending June 2016	1,048	↑
Quarter ending September 2016	1,027	↓
Variance since September 2015	2.3%	↑



ACTIVITY

Cumulative percentage of contracted UDA delivered 2016 & 2017



Adjusted Scheduled Activity (UDA)

Month	2016	2017
April	-2	139
May	243	318
June	383	539
July	832	712
August	971	930
September	1,268	1,194
October	1,432	
November	1,653	
December	1,808	
January	1,992	
February	2,235	
March	2,534	
April	2,580	
May	2,580	
June	2,580	

QUALITY

	Quantity	Base Number	Contract	AT	Region	England
% of FP17s for the same patient ID Re-attending within 3 months - Children	12	340	3.5%	11.2%	11.8%	12.4%
% of FP17s for the same patient ID Re-attending within 3 months - Adults	14	276	5.1%	16.3%	17.1%	16.7%
% of FP17s for the same patient ID Re-attending between 3 & 9 months - Children	194	340	57.1%	41.5%	45.8%	57.4%
% of FP17s for the same patient ID Re-attending between 3 & 9 months - Adults	125	276	45.3%	35.0%	37.6%	50.5%
% of FP17s for Band 1 Urgent Courses	19	596	3.2%	10.8%	10.6%	9.1%
% of FP17s Relating to Free Repair or Replacements	0	596	0.0%	0.5%	0.6%	0.8%
% of FP17s Relating to Continuations	0	596	0.0%	0.9%	0.9%	1.3%
% of Patients satisfied with the dentistry they have received	0	0	N/A	89.2%	90.2%	93.2%
% of Patients satisfied with the time they had to wait for an appointment	0	0	N/A	81.5%	83.8%	89.0%

* This is based on patients treated on this contract for their most recent course of treatment. Figures in italics indicate the base number of FP17s or Patient Questionnaire responses are less than 100. N/A is shown where the base number of responses is less than 10 during the period. % is calculated as Quantity/Base number*100

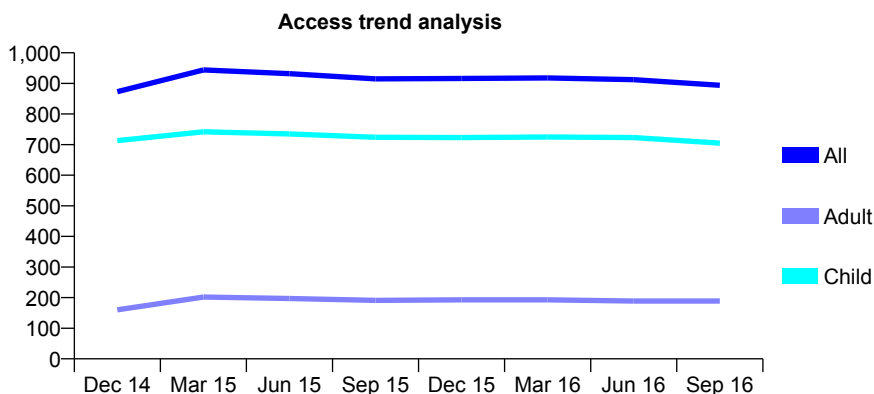
Q61 - Vital Signs At a Glance Contract Report for 785806/0001 - September 2016

Name or company name	MR M BHARDWAJ
Contract type name	GDS Contract
Purpose of contract	General
Contract start date	01/01/2013
Contract end date	

16/17 Contracted general activity (UDA)	1,850
Carry forward general activity (UDA)	-37
16/17 Contracted orthodontic activity (UOA)	0
Carry forward orthodontic activity (UOA)	0
Baseline contract value	£47,558.22

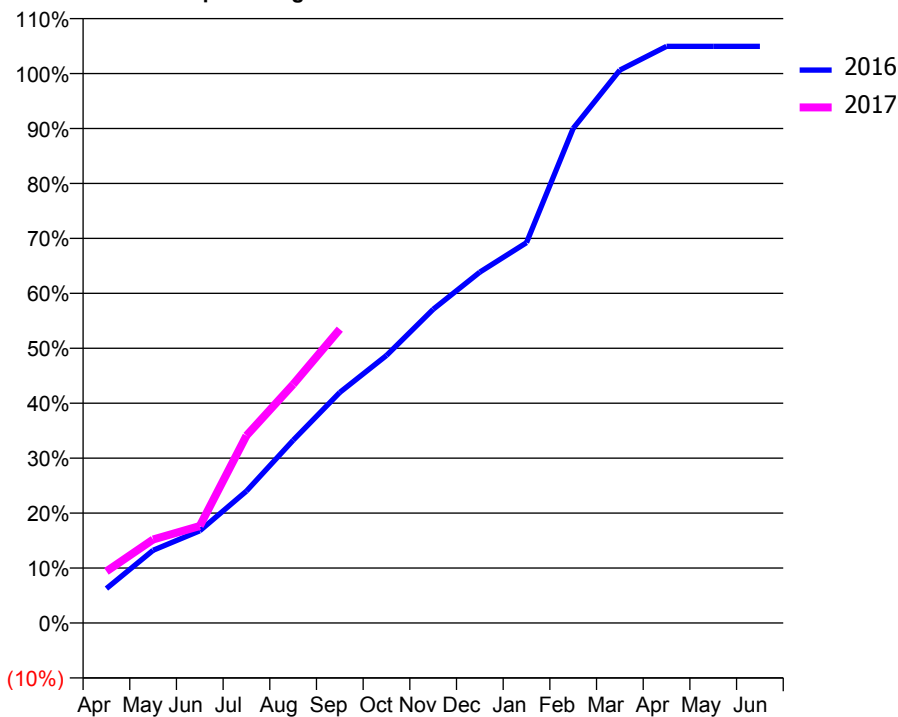
ACCESS*

Patients seen in 24 months	Total	Change since previous quarter
Quarter ending September 2015	915	
Quarter ending December 2015	916	→
Quarter ending March 2016	918	→
Quarter ending June 2016	912	→
Quarter ending September 2016	894	↓
Variance since September 2015	(2.3%)	↓



ACTIVITY

Cumulative percentage of contracted UDA delivered 2016 & 2017



Month	Adjusted Scheduled Activity (UDA)	
	2016	2017
April	116	174
May	245	281
June	311	327
July	444	631
August	615	803
September	777	989
October	901	
November	1,056	
December	1,181	
January	1,280	
February	1,665	
March	1,862	
April	1,941	
May	1,941	
June	1,941	

QUALITY

	Quantity	Base Number	Contract	AT	Region	England
% of FP17s for the same patient ID Re-attending within 3 months - Children	30	433	6.9%	11.2%	11.8%	12.4%
% of FP17s for the same patient ID Re-attending within 3 months - Adults	7	55	12.7%	16.3%	17.1%	16.7%
% of FP17s for the same patient ID Re-attending between 3 & 9 months - Children	166	433	38.3%	41.5%	45.8%	57.4%
% of FP17s for the same patient ID Re-attending between 3 & 9 months - Adults	23	55	41.8%	35.0%	37.6%	50.5%
% of FP17s for Band 1 Urgent Courses	16	451	3.5%	10.8%	10.6%	9.1%
% of FP17s Relating to Free Repair or Replacements	0	451	0.0%	0.5%	0.6%	0.8%
% of FP17s Relating to Continuations	4	451	0.9%	0.9%	0.9%	1.3%
% of Patients satisfied with the dentistry they have received	1	1	N/A	89.2%	90.2%	93.2%
% of Patients satisfied with the time they had to wait for an appointment	1	1	N/A	81.5%	83.8%	89.0%

* This is based on patients treated on this contract for their most recent course of treatment. Figures in italics indicate the base number of FP17s or Patient Questionnaire responses are less than 100. N/A is shown where the base number of responses is less than 10 during the period. % is calculated as Quantity/Base number*100

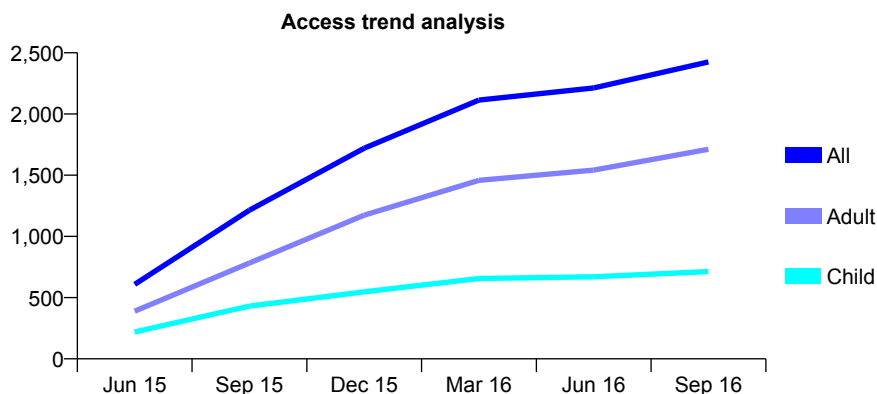
Q61 - Vital Signs At a Glance Contract Report for 785946/0001 - September 2016

Name or company name	MR M BEHNAM
Contract type name	GDS Contract
Purpose of contract	General
Contract start date	01/04/2015
Contract end date	

16/17 Contracted general activity (UDA)	9,969
Carry forward general activity (UDA)	256
16/17 Contracted orthodontic activity (UOA)	0
Carry forward orthodontic activity (UOA)	0
Baseline contract value	£241,090.29

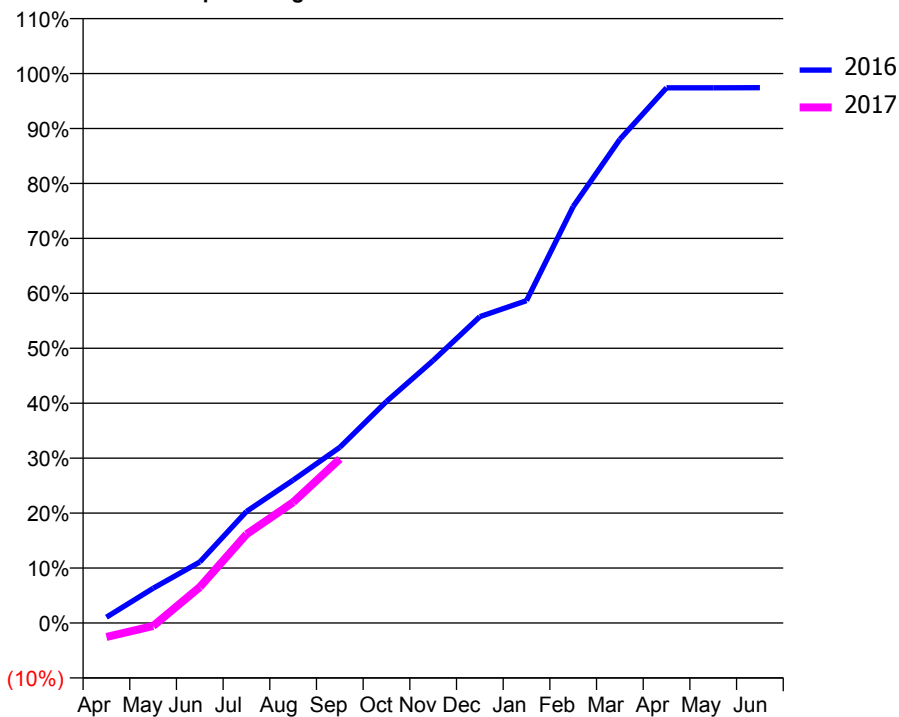
ACCESS*

Patients seen in 24 months	Total	Change since previous quarter
Quarter ending September 2015	1,214	
Quarter ending December 2015	1,721	↑
Quarter ending March 2016	2,114	↑
Quarter ending June 2016	2,213	↑
Quarter ending September 2016	2,425	↑
Variance since September 2015	99.8%	↑



ACTIVITY

Cumulative percentage of contracted UDA delivered 2016 & 2017



Month	Adjusted Scheduled Activity (UDA)	
	2016	2017
April	106	-256
May	631	-56
June	1,106	651
July	2,024	1,609
August	2,591	2,190
September	3,187	2,978
October	4,019	
November	4,763	
December	5,559	
January	5,849	
February	7,557	
March	8,776	
April	9,710	
May	9,710	
June	9,713	

QUALITY

	Quantity	Base Number	Contract	AT	Region	England
% of FP17s for the same patient ID Re-attending within 3 months - Children	28	438	6.4%	11.2%	11.8%	12.4%
% of FP17s for the same patient ID Re-attending within 3 months - Adults	107	878	12.2%	16.3%	17.1%	16.7%
% of FP17s for the same patient ID Re-attending between 3 & 9 months - Children	209	438	47.7%	41.5%	45.8%	57.4%
% of FP17s for the same patient ID Re-attending between 3 & 9 months - Adults	308	878	35.1%	35.0%	37.6%	50.5%
% of FP17s for Band 1 Urgent Courses	148	1,090	13.6%	10.8%	10.6%	9.1%
% of FP17s Relating to Free Repair or Replacements	0	1,090	0.0%	0.5%	0.6%	0.8%
% of FP17s Relating to Continuations	0	1,090	0.0%	0.9%	0.9%	1.3%
% of Patients satisfied with the dentistry they have received	1	1	N/A	89.2%	90.2%	93.2%
% of Patients satisfied with the time they had to wait for an appointment	1	1	N/A	81.5%	83.8%	89.0%

* This is based on patients treated on this contract for their most recent course of treatment. Figures in italics indicate the base number of FP17s or Patient Questionnaire responses are less than 100. N/A is shown where the base number of responses is less than 10 during the period. % is calculated as Quantity/Base number*100

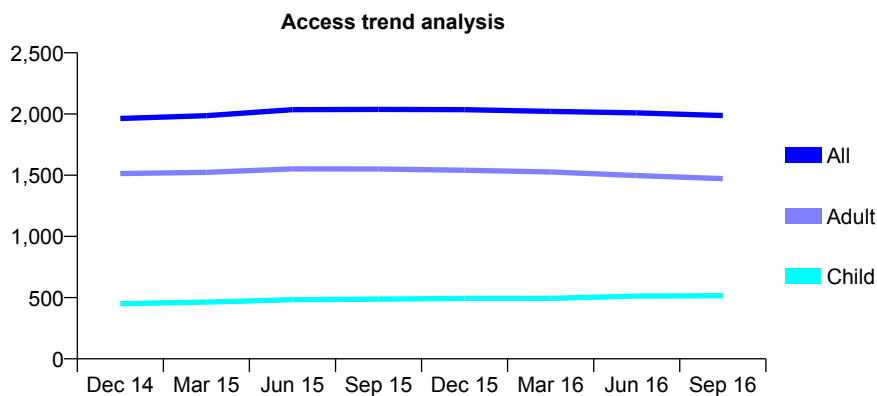
Q61 - Vital Signs At a Glance Contract Report for 787566/0001 - September 2016

Name or company name	DR P ZIAHOSSEINI
Contract type name	GDS Contract
Purpose of contract	General
Contract start date	15/04/2008
Contract end date	

16/17 Contracted general activity (UDA)	6,876
Carry forward general activity (UDA)	0
16/17 Contracted orthodontic activity (UOA)	0
Carry forward orthodontic activity (UOA)	0
Baseline contract value	£201,479.43

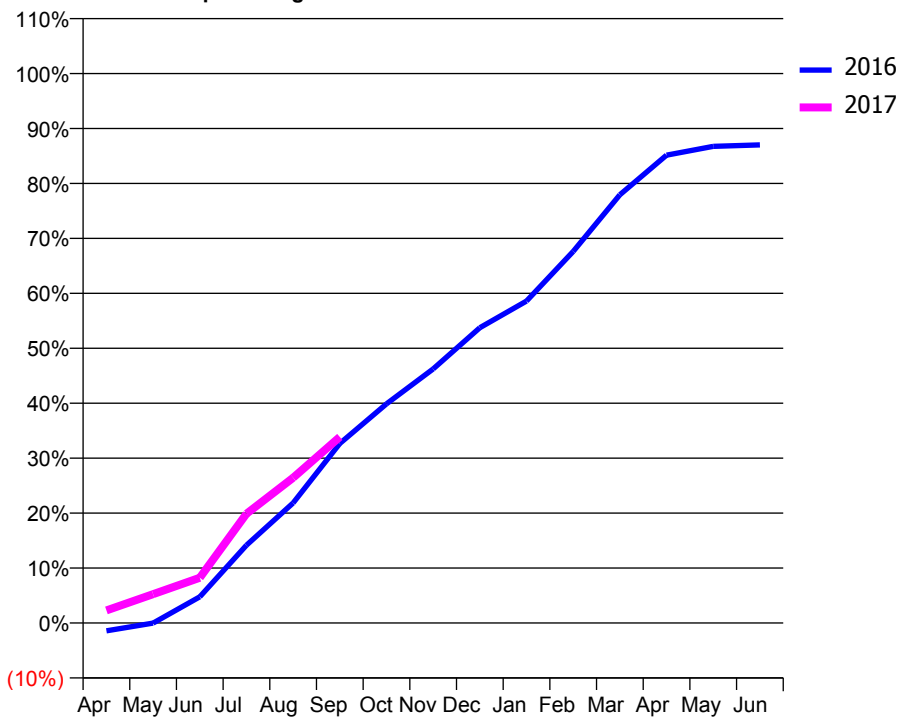
ACCESS*

Patients seen in 24 months	Total	Change since previous quarter
Quarter ending September 2015	2,038	
Quarter ending December 2015	2,035	→
Quarter ending March 2016	2,021	→
Quarter ending June 2016	2,009	→
Quarter ending September 2016	1,988	↓
Variance since September 2015	(2.5%)	↓



ACTIVITY

Cumulative percentage of contracted UDA delivered 2016 & 2017



Month	Adjusted Scheduled Activity (UDA)	
	2016	2017
April	-99	157
May	-3	362
June	328	567
July	974	1,367
August	1,502	1,818
September	2,247	2,328
October	2,742	
November	3,179	
December	3,695	
January	4,028	
February	4,650	
March	5,359	
April	5,854	
May	5,964	
June	5,983	

QUALITY

	Quantity	Base Number	Contract	AT	Region	England
% of FP17s for the same patient ID Re-attending within 3 months - Children	45	389	11.6%	11.2%	11.8%	12.4%
% of FP17s for the same patient ID Re-attending within 3 months - Adults	148	822	18.0%	16.3%	17.1%	16.7%
% of FP17s for the same patient ID Re-attending between 3 & 9 months - Children	208	389	53.5%	41.5%	45.8%	57.4%
% of FP17s for the same patient ID Re-attending between 3 & 9 months - Adults	317	822	38.6%	35.0%	37.6%	50.5%
% of FP17s for Band 1 Urgent Courses	187	981	19.1%	10.8%	10.6%	9.1%
% of FP17s Relating to Free Repair or Replacements	7	981	0.7%	0.5%	0.6%	0.8%
% of FP17s Relating to Continuations	2	981	0.2%	0.9%	0.9%	1.3%
% of Patients satisfied with the dentistry they have received	0	0	N/A	89.2%	90.2%	93.2%
% of Patients satisfied with the time they had to wait for an appointment	0	0	N/A	81.5%	83.8%	89.0%

* This is based on patients treated on this contract for their most recent course of treatment. Figures in italics indicate the base number of FP17s or Patient Questionnaire responses are less than 100. N/A is shown where the base number of responses is less than 10 during the period. % is calculated as Quantity/Base number*100

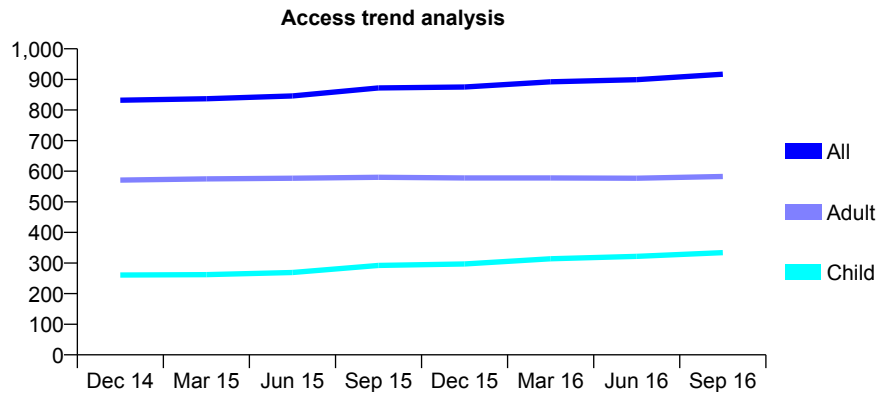
Q61 - Vital Signs At a Glance Contract Report for 789518/0001 - September 2016

Name or company name	The Fenton Dental Studios
Contract type name	GDS Contract
Purpose of contract	General
Contract start date	18/02/2010
Contract end date	

16/17 Contracted general activity (UDA)	2,481
Carry forward general activity (UDA)	0
16/17 Contracted orthodontic activity (UOA)	0
Carry forward orthodontic activity (UOA)	0
Baseline contract value	£76,798.98

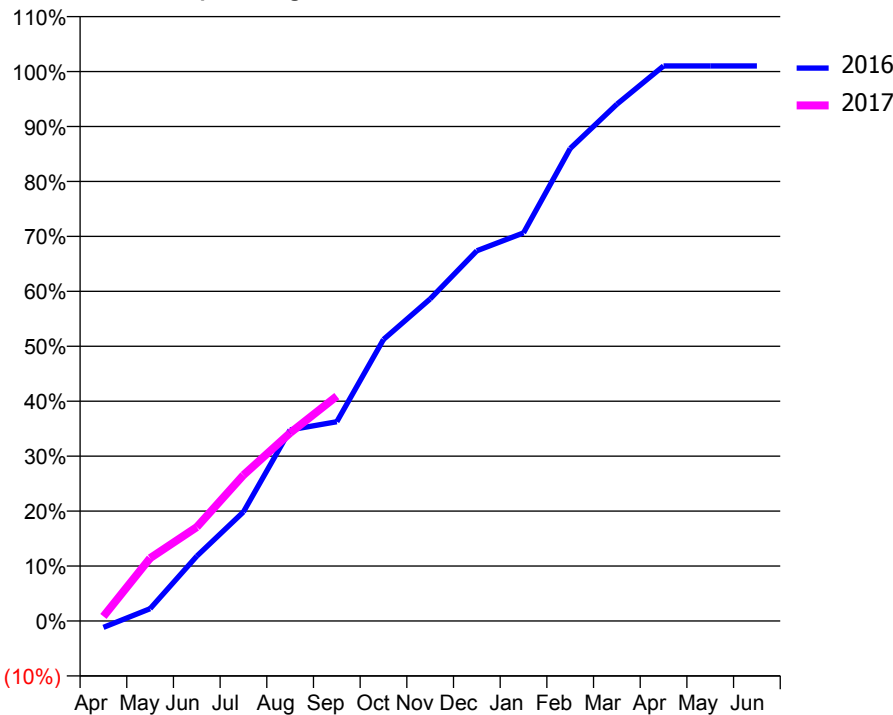
ACCESS*

Patients seen in 24 months	Total	Change since previous quarter
Quarter ending September 2015	872	
Quarter ending December 2015	875	→
Quarter ending March 2016	892	→
Quarter ending June 2016	899	→
Quarter ending September 2016	917	↑
Variance since September 2015	5.2%	↑



ACTIVITY

Cumulative percentage of contracted UDA delivered 2016 & 2017



Month	Adjusted Scheduled Activity (UDA)	
	2016	2017
April	-29	21
May	55	284
June	293	424
July	493	659
August	863	849
September	900	1,015
October	1,271	
November	1,454	
December	1,672	
January	1,753	
February	2,133	
March	2,333	
April	2,506	
May	2,506	
June	2,506	

QUALITY

	Quantity	Base Number	Contract	AT	Region	England
% of FP17s for the same patient ID Re-attending within 3 months - Children	7	250	2.8%	11.2%	11.8%	12.4%
% of FP17s for the same patient ID Re-attending within 3 months - Adults	51	406	12.6%	16.3%	17.1%	16.7%
% of FP17s for the same patient ID Re-attending between 3 & 9 months - Children	153	250	61.2%	41.5%	45.8%	57.4%
% of FP17s for the same patient ID Re-attending between 3 & 9 months - Adults	234	406	57.6%	35.0%	37.6%	50.5%
% of FP17s for Band 1 Urgent Courses	21	574	3.7%	10.8%	10.6%	9.1%
% of FP17s Relating to Free Repair or Replacements	0	574	0.0%	0.5%	0.6%	0.8%
% of FP17s Relating to Continuations	5	574	0.9%	0.9%	0.9%	1.3%
% of Patients satisfied with the dentistry they have received	0	0	N/A	89.2%	90.2%	93.2%
% of Patients satisfied with the time they had to wait for an appointment	0	0	N/A	81.5%	83.8%	89.0%

* This is based on patients treated on this contract for their most recent course of treatment. Figures in italics indicate the base number of FP17s or Patient Questionnaire responses are less than 100. N/A is shown where the base number of responses is less than 10 during the period. % is calculated as Quantity/Base number*100

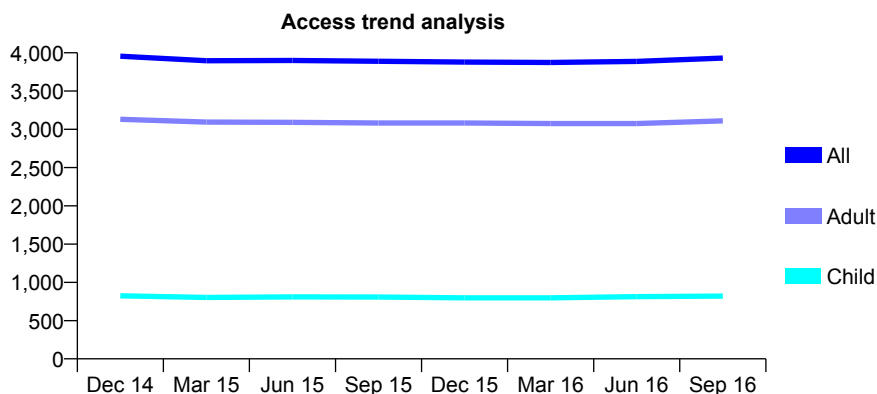
Q61 - Vital Signs At a Glance Contract Report for 794821/0001 - September 2016

Name or company name	MR BN SOFFAIR
Contract type name	GDS Contract
Purpose of contract	General
Contract start date	01/04/2006
Contract end date	

16/17 Contracted general activity (UDA)	11,819
Carry forward general activity (UDA)	88
16/17 Contracted orthodontic activity (UOA)	0
Carry forward orthodontic activity (UOA)	0
Baseline contract value	£346,604.73

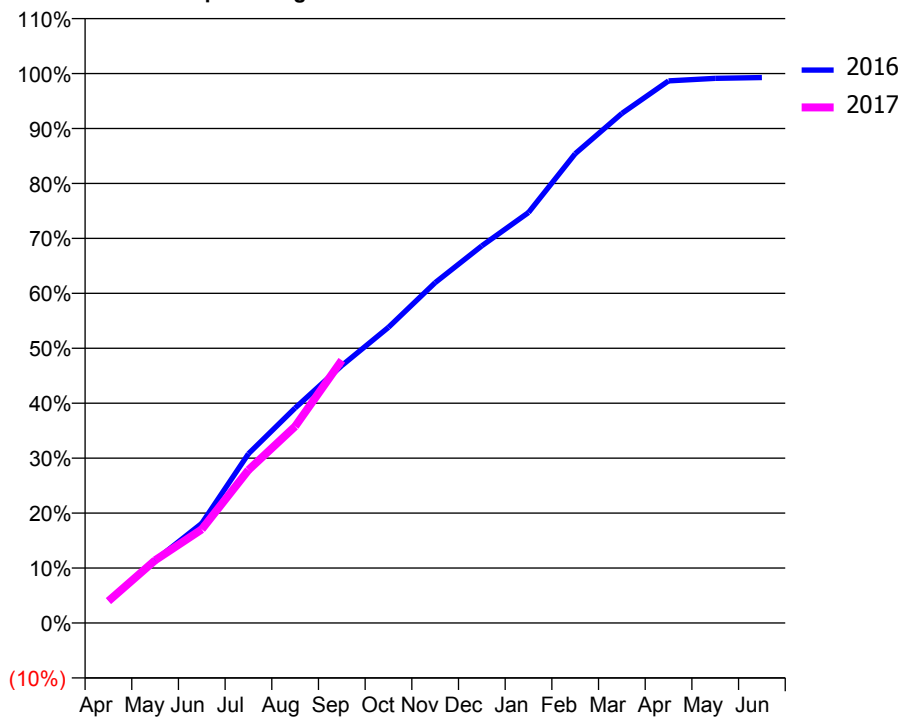
ACCESS*

Patients seen in 24 months	Total	Change since previous quarter
Quarter ending September 2015	3,889	
Quarter ending December 2015	3,879	→
Quarter ending March 2016	3,873	→
Quarter ending June 2016	3,888	→
Quarter ending September 2016	3,931	→
Variance since September 2015	1.1%	→



ACTIVITY

Cumulative percentage of contracted UDA delivered 2016 & 2017



Adjusted Scheduled Activity (UDA)

Month	2016	2017
April	485	471
May	1,350	1,351
June	2,143	2,014
July	3,641	3,290
August	4,624	4,230
September	5,536	5,652
October	6,360	
November	7,322	
December	8,112	
January	8,828	
February	10,095	
March	10,961	
April	11,660	
May	11,714	
June	11,731	

QUALITY

	Quantity	Base Number	Contract	AT	Region	England
% of FP17s for the same patient ID Re-attending within 3 months - Children	86	716	12.0%	11.2%	11.8%	12.4%
% of FP17s for the same patient ID Re-attending within 3 months - Adults	611	2,642	23.1%	16.3%	17.1%	16.7%
% of FP17s for the same patient ID Re-attending between 3 & 9 months - Children	404	716	56.4%	41.5%	45.8%	57.4%
% of FP17s for the same patient ID Re-attending between 3 & 9 months - Adults	1,234	2,642	46.7%	35.0%	37.6%	50.5%
% of FP17s for Band 1 Urgent Courses	565	2,971	19.0%	10.8%	10.6%	9.1%
% of FP17s Relating to Free Repair or Replacements	82	2,971	2.8%	0.5%	0.6%	0.8%
% of FP17s Relating to Continuations	22	2,971	0.7%	0.9%	0.9%	1.3%
% of Patients satisfied with the dentistry they have received	5	5	N/A	89.2%	90.2%	93.2%
% of Patients satisfied with the time they had to wait for an appointment	5	5	N/A	81.5%	83.8%	89.0%

* This is based on patients treated on this contract for their most recent course of treatment. Figures in italics indicate the base number of FP17s or Patient Questionnaire responses are less than 100. N/A is shown where the base number of responses is less than 10 during the period. % is calculated as Quantity/Base number*100

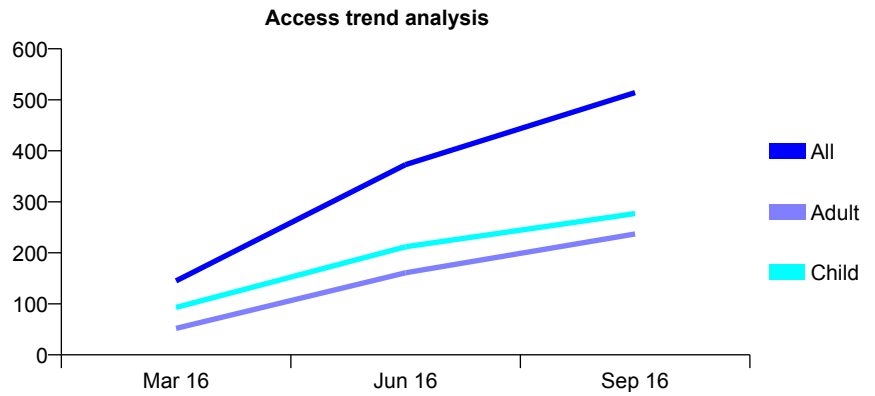
Q61 - Vital Signs At a Glance Contract Report for 805424/0001 - September 2016

Name or company name	MR RS SHETH
Contract type name	GDS Contract
Purpose of contract	General
Contract start date	01/01/2016
Contract end date	

16/17 Contracted general activity (UDA)	1,995
Carry forward general activity (UDA)	0
16/17 Contracted orthodontic activity (UOA)	0
Carry forward orthodontic activity (UOA)	0
Baseline contract value	£45,396.56

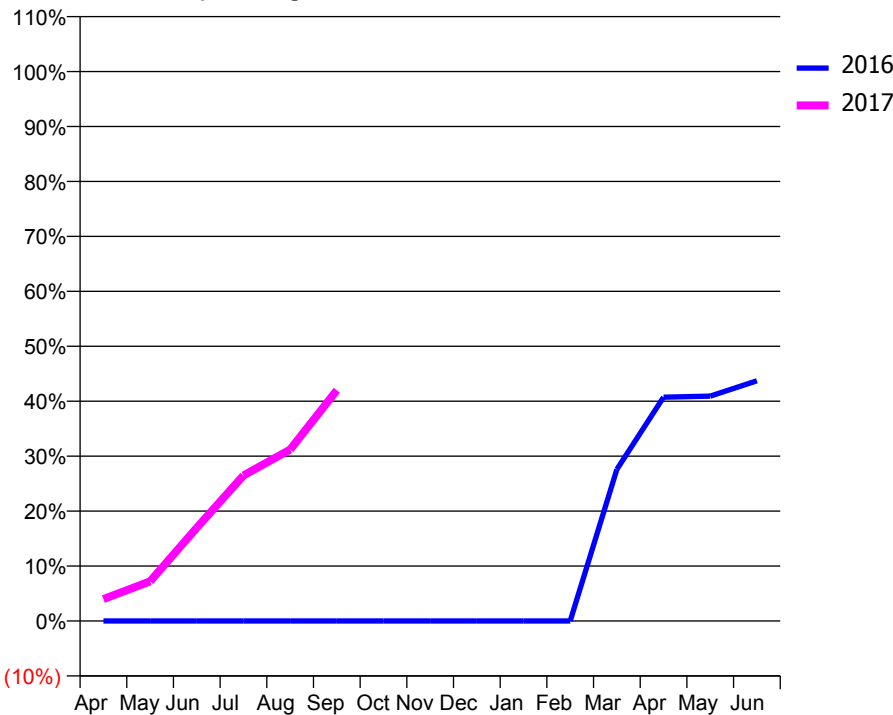
ACCESS*

Patients seen in 24 months	Total	Change since previous quarter
Quarter ending September 2015	0	
Quarter ending December 2015	0	
Quarter ending March 2016	145	
Quarter ending June 2016	373	↑
Quarter ending September 2016	514	↑
Variance since September 2015	N/A	



ACTIVITY

Cumulative percentage of contracted UDA delivered 2016 & 2017



Month	Adjusted Scheduled Activity (UDA)	
	2016	2017
April	0	79
May	0	144
June	0	339
July	0	528
August	0	622
September	0	838
October	0	
November	0	
December	0	
January	0	
February	0	
March	138	
April	203	
May	204	
June	218	

QUALITY

	Quantity	Base Number	Contract	AT	Region	England
% of FP17s for the same patient ID Re-attending within 3 months - Children	22	321	6.9%	11.2%	11.8%	12.4%
% of FP17s for the same patient ID Re-attending within 3 months - Adults	33	255	12.9%	16.3%	17.1%	16.7%
% of FP17s for the same patient ID Re-attending between 3 & 9 months - Children	64	321	19.9%	41.5%	45.8%	57.4%
% of FP17s for the same patient ID Re-attending between 3 & 9 months - Adults	26	255	10.2%	35.0%	37.6%	50.5%
% of FP17s for Band 1 Urgent Courses	29	510	5.7%	10.8%	10.6%	9.1%
% of FP17s Relating to Free Repair or Replacements	1	510	0.2%	0.5%	0.6%	0.8%
% of FP17s Relating to Continuations	5	510	1.0%	0.9%	0.9%	1.3%
% of Patients satisfied with the dentistry they have received	0	0	N/A	89.2%	90.2%	93.2%
% of Patients satisfied with the time they had to wait for an appointment	0	0	N/A	81.5%	83.8%	89.0%

* This is based on patients treated on this contract for their most recent course of treatment. Figures in italics indicate the base number of FP17s or Patient Questionnaire responses are less than 100. N/A is shown where the base number of responses is less than 10 during the period. % is calculated as Quantity/Base number*100

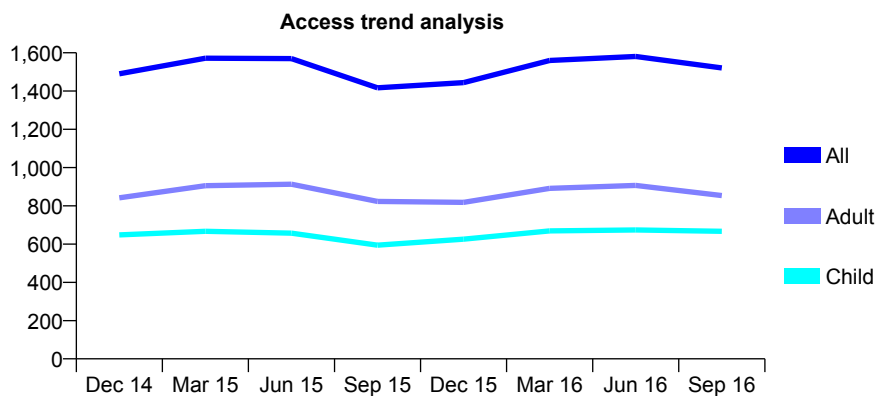
Q61 - Vital Signs At a Glance Contract Report for 808369/0001 - September 2016

Name or company name	MR JR SROTYR
Contract type name	GDS Contract
Purpose of contract	General
Contract start date	01/04/2006
Contract end date	

16/17 Contracted general activity (UDA)	4,757
Carry forward general activity (UDA)	0
16/17 Contracted orthodontic activity (UOA)	0
Carry forward orthodontic activity (UOA)	0
Baseline contract value	£154,390.52

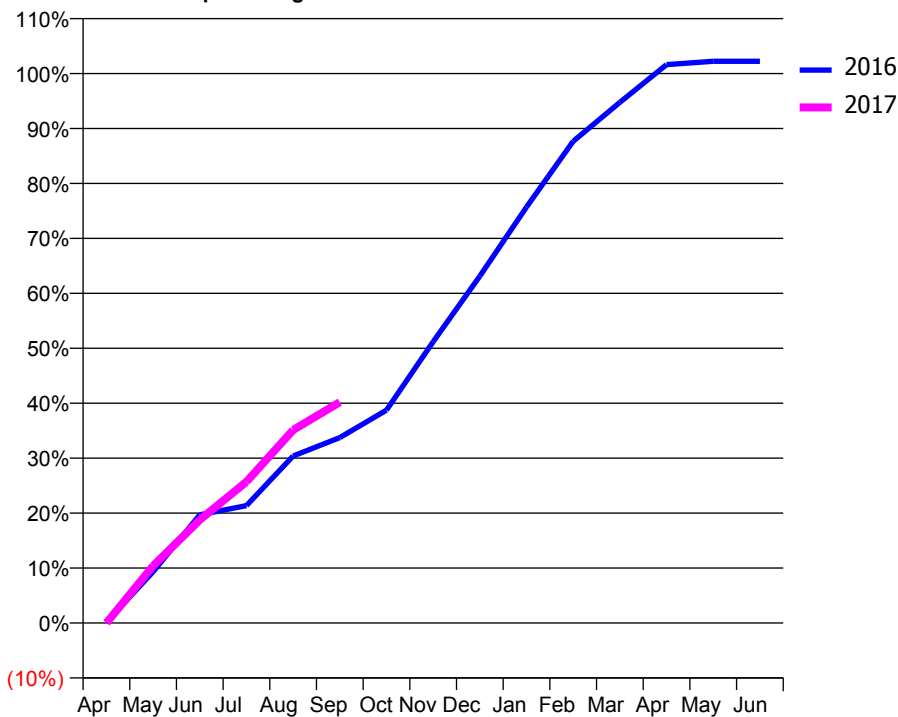
ACCESS*

Patients seen in 24 months	Total	Change since previous quarter
Quarter ending September 2015	1,417	
Quarter ending December 2015	1,444	→
Quarter ending March 2016	1,560	↑
Quarter ending June 2016	1,581	→
Quarter ending September 2016	1,521	↓
Variance since September 2015	7.3%	↑



ACTIVITY

Cumulative percentage of contracted UDA delivered 2016 & 2017



Month	Adjusted Scheduled Activity (UDA)	
	2016	2017
April	7	0
May	444	495
June	937	892
July	1,016	1,223
August	1,446	1,671
September	1,605	1,912
October	1,843	
November	2,435	
December	3,004	
January	3,602	
February	4,170	
March	4,508	
April	4,833	
May	4,863	
June	4,863	

QUALITY

	Quantity	Base Number	Contract	AT	Region	England
% of FP17s for the same patient ID Re-attending within 3 months - Children	21	274	7.7%	11.2%	11.8%	12.4%
% of FP17s for the same patient ID Re-attending within 3 months - Adults	71	354	20.1%	16.3%	17.1%	16.7%
% of FP17s for the same patient ID Re-attending between 3 & 9 months - Children	69	274	25.2%	41.5%	45.8%	57.4%
% of FP17s for the same patient ID Re-attending between 3 & 9 months - Adults	71	354	20.1%	35.0%	37.6%	50.5%
% of FP17s for Band 1 Urgent Courses	91	470	19.4%	10.8%	10.6%	9.1%
% of FP17s Relating to Free Repair or Replacements	0	470	0.0%	0.5%	0.6%	0.8%
% of FP17s Relating to Continuations	0	470	0.0%	0.9%	0.9%	1.3%
% of Patients satisfied with the dentistry they have received	0	0	N/A	89.2%	90.2%	93.2%
% of Patients satisfied with the time they had to wait for an appointment	0	0	N/A	81.5%	83.8%	89.0%

* This is based on patients treated on this contract for their most recent course of treatment. Figures in italics indicate the base number of FP17s or Patient Questionnaire responses are less than 100. N/A is shown where the base number of responses is less than 10 during the period. % is calculated as Quantity/Base number*100

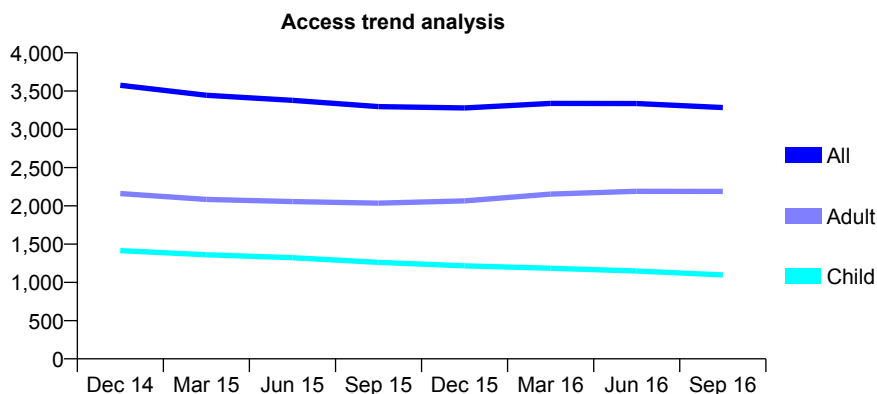
Q61 - Vital Signs At a Glance Contract Report for 809543/0002 - September 2016

Name or company name	MR SV PATEL
Contract type name	GDS Contract
Purpose of contract	General
Contract start date	14/05/2007
Contract end date	

16/17 Contracted general activity (UDA)	13,086
Carry forward general activity (UDA)	501
16/17 Contracted orthodontic activity (UOA)	0
Carry forward orthodontic activity (UOA)	0
Baseline contract value	£336,215.37

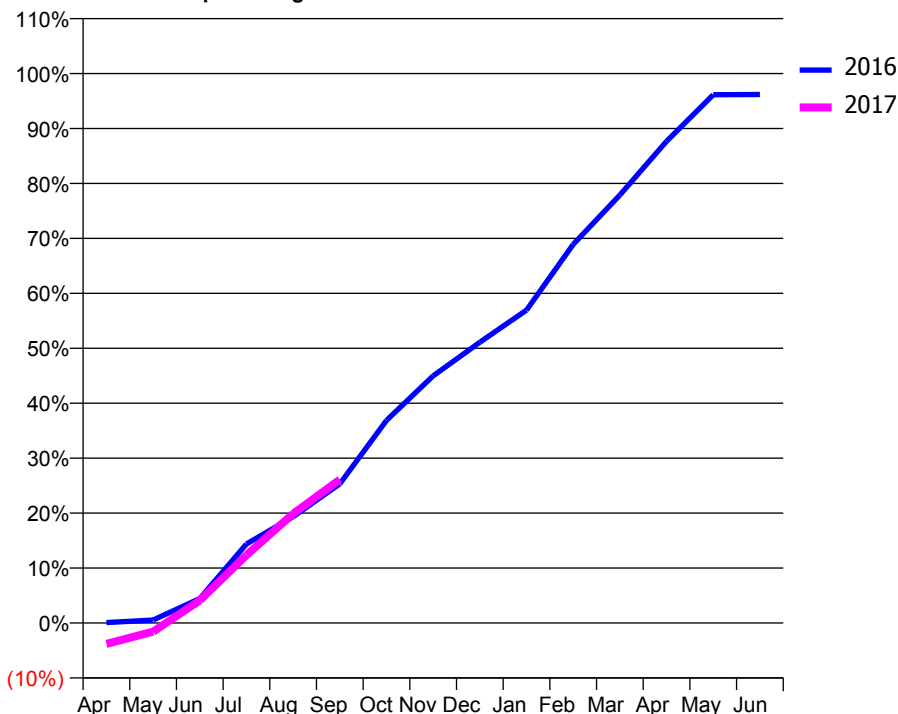
ACCESS*

Patients seen in 24 months	Total	Change since previous quarter
Quarter ending September 2015	3,296	
Quarter ending December 2015	3,280	→
Quarter ending March 2016	3,338	→
Quarter ending June 2016	3,337	→
Quarter ending September 2016	3,285	↓
Variance since September 2015	(0.3%)	→



ACTIVITY

Cumulative percentage of contracted UDA delivered 2016 & 2017



Month	Adjusted Scheduled Activity (UDA)	
	2016	2017
April	12	-501
May	71	-207
June	584	538
July	1,882	1,619
August	2,533	2,603
September	3,314	3,414
October	4,826	
November	5,885	
December	6,687	
January	7,451	
February	9,017	
March	10,193	
April	11,471	
May	12,581	
June	12,585	

QUALITY

	Quantity	Base Number	Contract	AT	Region	England
% of FP17s for the same patient ID Re-attending within 3 months - Children	60	690	8.7%	11.2%	11.8%	12.4%
% of FP17s for the same patient ID Re-attending within 3 months - Adults	270	1,416	19.1%	16.3%	17.1%	16.7%
% of FP17s for the same patient ID Re-attending between 3 & 9 months - Children	350	690	50.7%	41.5%	45.8%	57.4%
% of FP17s for the same patient ID Re-attending between 3 & 9 months - Adults	634	1,416	44.8%	35.0%	37.6%	50.5%
% of FP17s for Band 1 Urgent Courses	91	1,398	6.5%	10.8%	10.6%	9.1%
% of FP17s Relating to Free Repair or Replacements	3	1,398	0.2%	0.5%	0.6%	0.8%
% of FP17s Relating to Continuations	35	1,398	2.5%	0.9%	0.9%	1.3%
% of Patients satisfied with the dentistry they have received	1	1	N/A	89.2%	90.2%	93.2%
% of Patients satisfied with the time they had to wait for an appointment	1	1	N/A	81.5%	83.8%	89.0%

* This is based on patients treated on this contract for their most recent course of treatment. Figures in italics indicate the base number of FP17s or Patient Questionnaire responses are less than 100. N/A is shown where the base number of responses is less than 10 during the period. % is calculated as Quantity/Base number*100

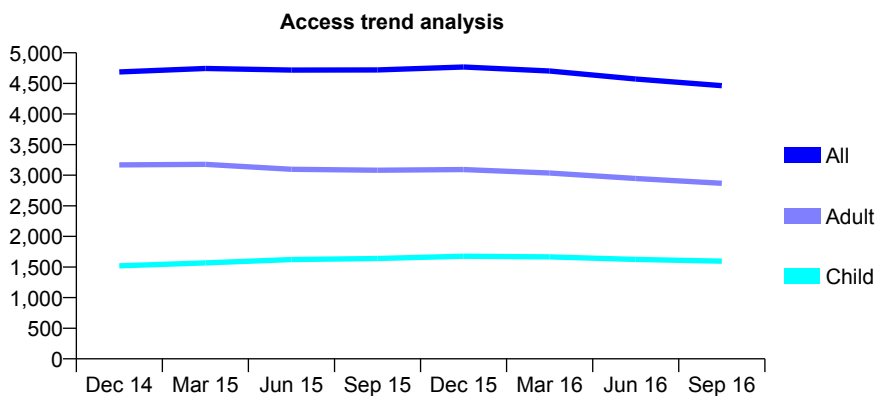
Q61 - Vital Signs At a Glance Contract Report for 812994/0001 - September 2016

Name or company name	Mr M Dewji and Mr A Pashmi
Contract type name	GDS Contract
Purpose of contract	General
Contract start date	01/04/2006
Contract end date	

16/17 Contracted general activity (UDA)	11,039
Carry forward general activity (UDA)	87
16/17 Contracted orthodontic activity (UOA)	0
Carry forward orthodontic activity (UOA)	0
Baseline contract value	£336,529.16

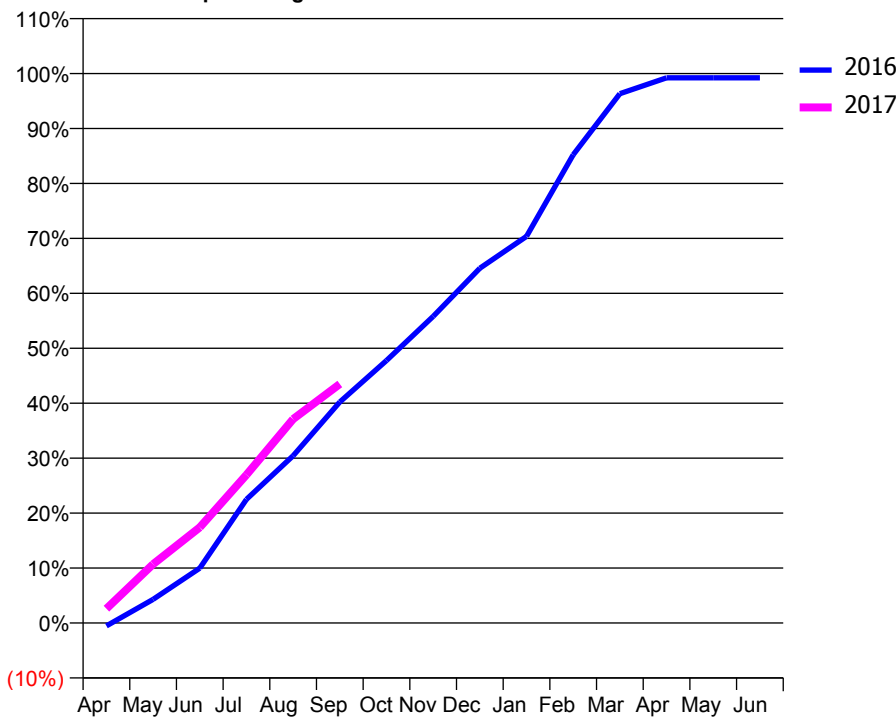
ACCESS*

Patients seen in 24 months	Total	Change since previous quarter
Quarter ending September 2015	4,721	
Quarter ending December 2015	4,769	→
Quarter ending March 2016	4,702	↓
Quarter ending June 2016	4,571	↓
Quarter ending September 2016	4,464	↓
Variance since September 2015	(5.4%)	↓



ACTIVITY

Cumulative percentage of contracted UDA delivered 2016 & 2017



Adjusted Scheduled Activity (UDA)

Month	2016	2017
April	-60	287
May	475	1,181
June	1,103	1,922
July	2,484	2,978
August	3,362	4,096
September	4,440	4,801
October	5,272	
November	6,160	
December	7,127	
January	7,768	
February	9,407	
March	10,634	
April	10,951	
May	10,952	
June	10,952	

QUALITY

	Quantity	Base Number	Contract	AT	Region	England
% of FP17s for the same patient ID Re-attending within 3 months - Children	31	1,045	3.0%	11.2%	11.8%	12.4%
% of FP17s for the same patient ID Re-attending within 3 months - Adults	116	1,429	8.1%	16.3%	17.1%	16.7%
% of FP17s for the same patient ID Re-attending between 3 & 9 months - Children	656	1,045	62.8%	41.5%	45.8%	57.4%
% of FP17s for the same patient ID Re-attending between 3 & 9 months - Adults	719	1,429	50.3%	35.0%	37.6%	50.5%
% of FP17s for Band 1 Urgent Courses	113	2,325	4.9%	10.8%	10.6%	9.1%
% of FP17s Relating to Free Repair or Replacements	5	2,325	0.2%	0.5%	0.6%	0.8%
% of FP17s Relating to Continuations	4	2,325	0.2%	0.9%	0.9%	1.3%
% of Patients satisfied with the dentistry they have received	2	2	N/A	89.2%	90.2%	93.2%
% of Patients satisfied with the time they had to wait for an appointment	2	2	N/A	81.5%	83.8%	89.0%

* This is based on patients treated on this contract for their most recent course of treatment. Figures in italics indicate the base number of FP17s or Patient Questionnaire responses are less than 100. N/A is shown where the base number of responses is less than 10 during the period. % is calculated as Quantity/Base number*100

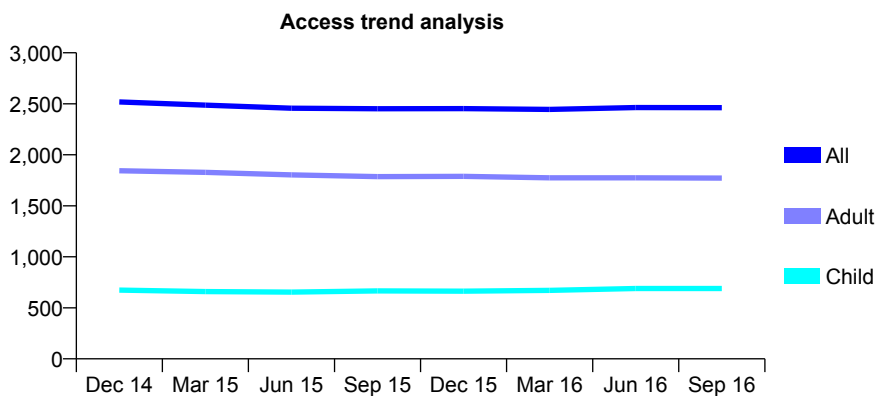
Q61 - Vital Signs At a Glance Contract Report for 815144/0001 - September 2016

Name or company name	MR A MARCUS
Contract type name	GDS Contract
Purpose of contract	General
Contract start date	01/04/2006
Contract end date	

16/17 Contracted general activity (UDA)	5,705
Carry forward general activity (UDA)	243
16/17 Contracted orthodontic activity (UOA)	0
Carry forward orthodontic activity (UOA)	0
Baseline contract value	£139,307.26

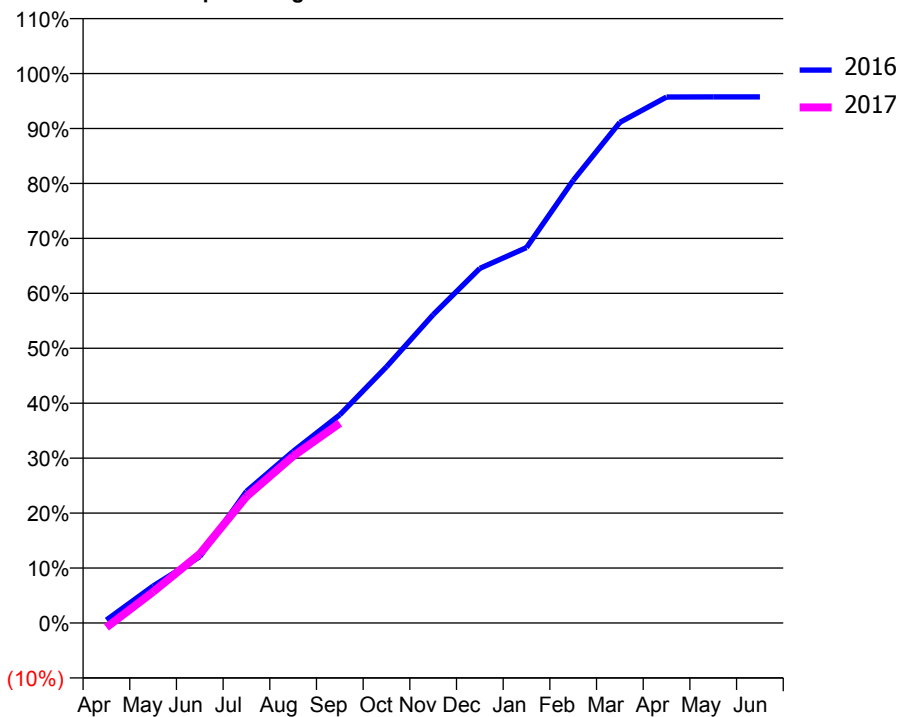
ACCESS*

Patients seen in 24 months	Total	Change since previous quarter
Quarter ending September 2015	2,452	
Quarter ending December 2015	2,453	→
Quarter ending March 2016	2,445	→
Quarter ending June 2016	2,463	→
Quarter ending September 2016	2,462	→
Variance since September 2015	0.4%	→



ACTIVITY

Cumulative percentage of contracted UDA delivered 2016 & 2017



Month	Adjusted Scheduled Activity (UDA)	
	2016	2017
April	31	-47
May	384	324
June	689	718
July	1,367	1,313
August	1,782	1,733
September	2,162	2,075
October	2,660	
November	3,202	
December	3,682	
January	3,897	
February	4,595	
March	5,198	
April	5,461	
May	5,462	
June	5,462	

QUALITY

	Quantity	Base Number	Contract	AT	Region	England
% of FP17s for the same patient ID Re-attending within 3 months - Children	29	462	6.3%	11.2%	11.8%	12.4%
% of FP17s for the same patient ID Re-attending within 3 months - Adults	113	1,001	11.3%	16.3%	17.1%	16.7%
% of FP17s for the same patient ID Re-attending between 3 & 9 months - Children	236	462	51.1%	41.5%	45.8%	57.4%
% of FP17s for the same patient ID Re-attending between 3 & 9 months - Adults	486	1,001	48.6%	35.0%	37.6%	50.5%
% of FP17s for Band 1 Urgent Courses	104	1,332	7.8%	10.8%	10.6%	9.1%
% of FP17s Relating to Free Repair or Replacements	0	1,332	0.0%	0.5%	0.6%	0.8%
% of FP17s Relating to Continuations	14	1,332	1.1%	0.9%	0.9%	1.3%
% of Patients satisfied with the dentistry they have received	0	1	N/A	89.2%	90.2%	93.2%
% of Patients satisfied with the time they had to wait for an appointment	0	1	N/A	81.5%	83.8%	89.0%

* This is based on patients treated on this contract for their most recent course of treatment. Figures in italics indicate the base number of FP17s or Patient Questionnaire responses are less than 100. N/A is shown where the base number of responses is less than 10 during the period. % is calculated as Quantity/Base number*100

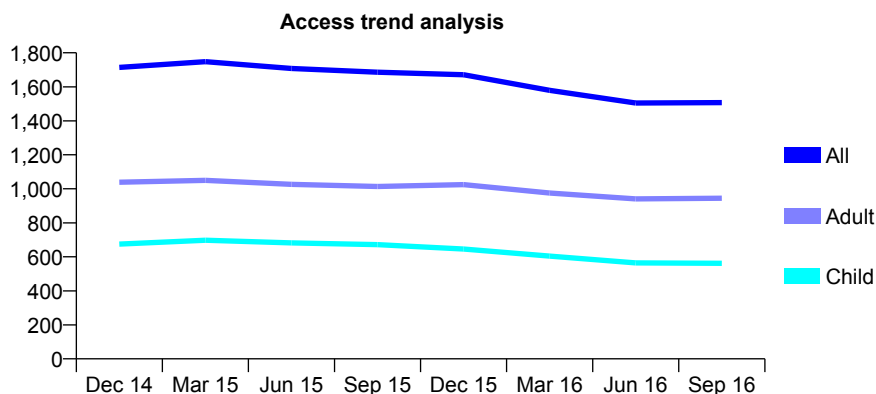
Q61 - Vital Signs At a Glance Contract Report for 820075/0001 - September 2016

Name or company name	MR CP BALCOMBE
Contract type name	GDS Contract
Purpose of contract	General
Contract start date	01/04/2006
Contract end date	

16/17 Contracted general activity (UDA)	2,759
Carry forward general activity (UDA)	-55
16/17 Contracted orthodontic activity (UOA)	0
Carry forward orthodontic activity (UOA)	0
Baseline contract value	£67,604.70

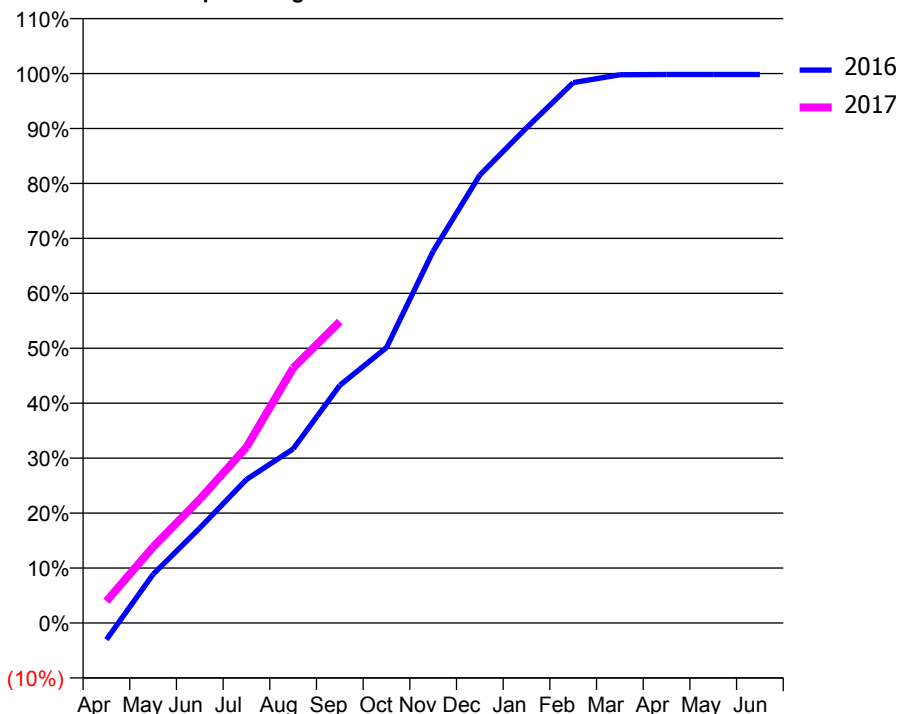
ACCESS*

Patients seen in 24 months	Total	Change since previous quarter
Quarter ending September 2015	1,686	
Quarter ending December 2015	1,671	→
Quarter ending March 2016	1,579	↓
Quarter ending June 2016	1,505	↓
Quarter ending September 2016	1,507	→
Variance since September 2015	(10.6%)	↓



ACTIVITY

Cumulative percentage of contracted UDA delivered 2016 & 2017



Adjusted Scheduled Activity (UDA)

Month	2016	2017
April	-84	110
May	245	382
June	477	622
July	721	883
August	874	1,280
September	1,193	1,513
October	1,383	
November	1,867	
December	2,249	
January	2,487	
February	2,713	
March	2,753	
April	2,754	
May	2,754	
June	2,754	

QUALITY

	Quantity	Base Number	Contract	AT	Region	England
% of FP17s for the same patient ID Re-attending within 3 months - Children	11	382	2.9%	11.2%	11.8%	12.4%
% of FP17s for the same patient ID Re-attending within 3 months - Adults	40	459	8.7%	16.3%	17.1%	16.7%
% of FP17s for the same patient ID Re-attending between 3 & 9 months - Children	137	382	35.9%	41.5%	45.8%	57.4%
% of FP17s for the same patient ID Re-attending between 3 & 9 months - Adults	159	459	34.6%	35.0%	37.6%	50.5%
% of FP17s for Band 1 Urgent Courses	76	840	9.0%	10.8%	10.6%	9.1%
% of FP17s Relating to Free Repair or Replacements	3	840	0.4%	0.5%	0.6%	0.8%
% of FP17s Relating to Continuations	0	840	0.0%	0.9%	0.9%	1.3%
% of Patients satisfied with the dentistry they have received	1	1	N/A	89.2%	90.2%	93.2%
% of Patients satisfied with the time they had to wait for an appointment	1	1	N/A	81.5%	83.8%	89.0%

* This is based on patients treated on this contract for their most recent course of treatment. Figures in italics indicate the base number of FP17s or Patient Questionnaire responses are less than 100. N/A is shown where the base number of responses is less than 10 during the period. % is calculated as Quantity/Base number*100

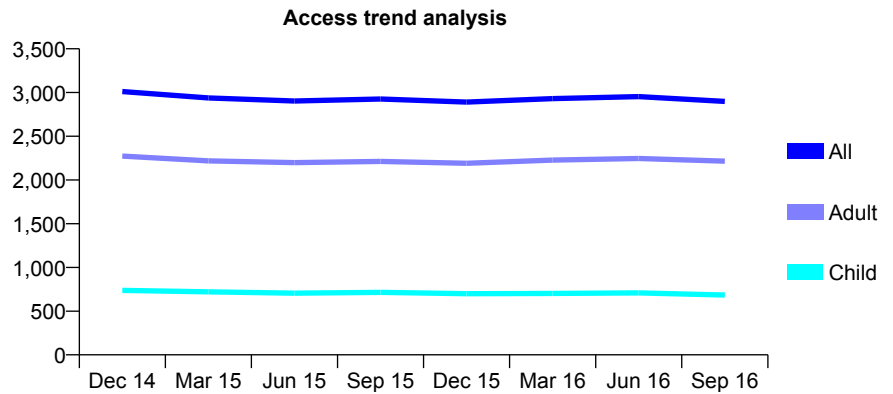
Q61 - Vital Signs At a Glance Contract Report for 824127/0001 - September 2016

Name or company name	MR AM HATHI
Contract type name	GDS Contract
Purpose of contract	General
Contract start date	01/04/2006
Contract end date	

16/17 Contracted general activity (UDA)	7,590
Carry forward general activity (UDA)	0
16/17 Contracted orthodontic activity (UOA)	0
Carry forward orthodontic activity (UOA)	0
Baseline contract value	£218,840.90

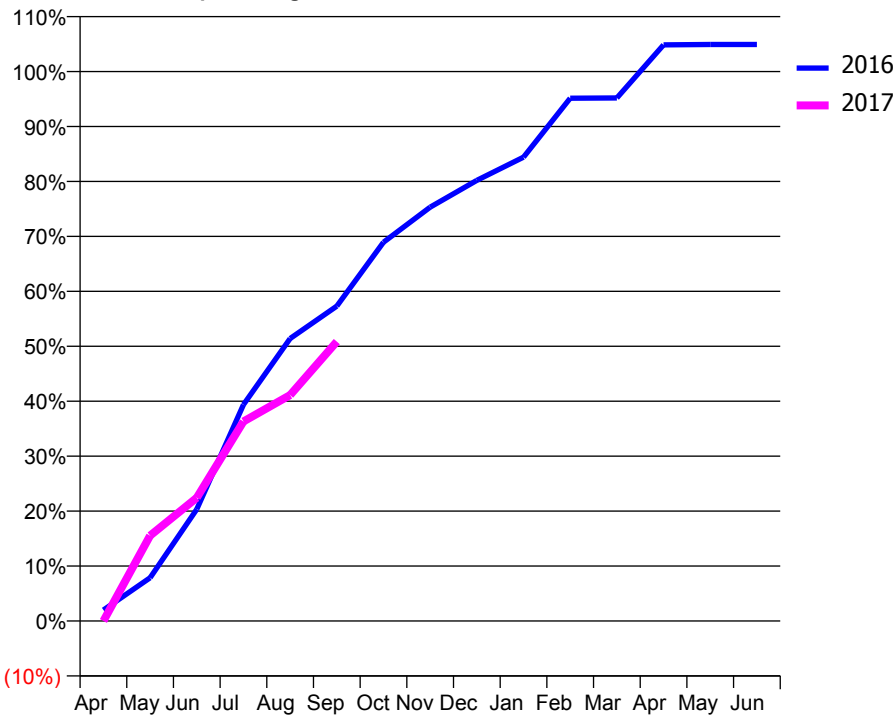
ACCESS*

Patients seen in 24 months	Total	Change since previous quarter
Quarter ending September 2015	2,926	
Quarter ending December 2015	2,890	↓
Quarter ending March 2016	2,930	→
Quarter ending June 2016	2,954	→
Quarter ending September 2016	2,899	↓
Variance since September 2015	(0.9%)	→



ACTIVITY

Cumulative percentage of contracted UDA delivered 2016 & 2017



Month	Adjusted Scheduled Activity (UDA)	
	2016	2017
April	152	0
May	597	1,180
June	1,544	1,703
July	2,989	2,756
August	3,902	3,122
September	4,349	3,860
October	5,232	
November	5,716	
December	6,087	
January	6,407	
February	7,221	
March	7,224	
April	7,957	
May	7,963	
June	7,963	

QUALITY

	Quantity	Base Number	Contract	AT	Region	England
% of FP17s for the same patient ID Re-attending within 3 months - Children	24	437	5.5%	11.2%	11.8%	12.4%
% of FP17s for the same patient ID Re-attending within 3 months - Adults	252	1,422	17.7%	16.3%	17.1%	16.7%
% of FP17s for the same patient ID Re-attending between 3 & 9 months - Children	137	437	31.4%	41.5%	45.8%	57.4%
% of FP17s for the same patient ID Re-attending between 3 & 9 months - Adults	421	1,422	29.6%	35.0%	37.6%	50.5%
% of FP17s for Band 1 Urgent Courses	146	1,396	10.5%	10.8%	10.6%	9.1%
% of FP17s Relating to Free Repair or Replacements	3	1,396	0.2%	0.5%	0.6%	0.8%
% of FP17s Relating to Continuations	27	1,396	1.9%	0.9%	0.9%	1.3%
% of Patients satisfied with the dentistry they have received	2	2	N/A	89.2%	90.2%	93.2%
% of Patients satisfied with the time they had to wait for an appointment	2	2	N/A	81.5%	83.8%	89.0%

* This is based on patients treated on this contract for their most recent course of treatment. Figures in italics indicate the base number of FP17s or Patient Questionnaire responses are less than 100. N/A is shown where the base number of responses is less than 10 during the period. % is calculated as Quantity/Base number*100

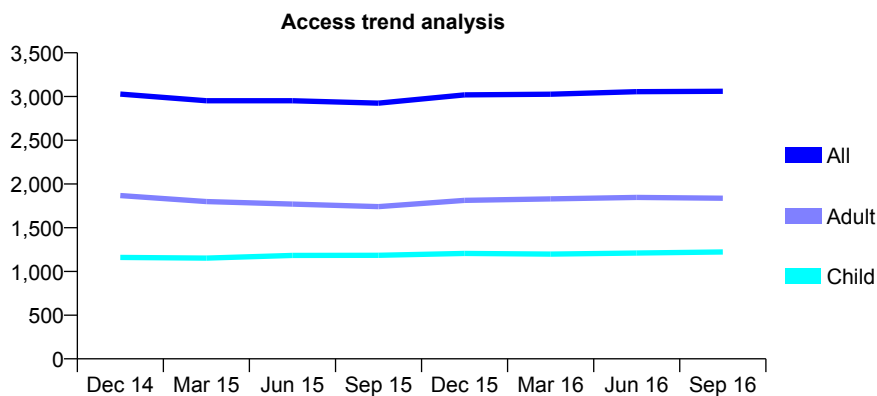
Q61 - Vital Signs At a Glance Contract Report for 824259/0001 - September 2016

Name or company name	MR RF PRAIS
Contract type name	GDS Contract
Purpose of contract	General
Contract start date	01/04/2006
Contract end date	

16/17 Contracted general activity (UDA)	6,711
Carry forward general activity (UDA)	-119
16/17 Contracted orthodontic activity (UOA)	0
Carry forward orthodontic activity (UOA)	0
Baseline contract value	£209,861.20

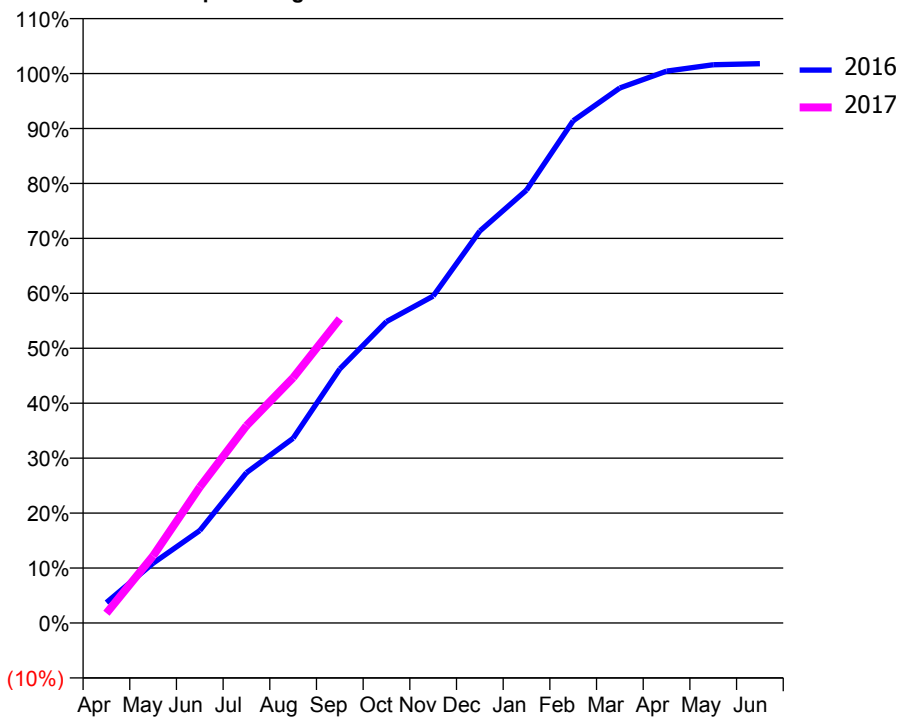
ACCESS*

Patients seen in 24 months	Total	Change since previous quarter
Quarter ending September 2015	2,925	
Quarter ending December 2015	3,019	↑
Quarter ending March 2016	3,027	→
Quarter ending June 2016	3,056	→
Quarter ending September 2016	3,060	→
Variance since September 2015	4.6%	↑



ACTIVITY

Cumulative percentage of contracted UDA delivered 2016 & 2017



Month	Adjusted Scheduled Activity (UDA)	
	2016	2017
April	249	119
May	731	820
June	1,129	1,660
July	1,835	2,409
August	2,256	2,995
September	3,103	3,716
October	3,681	
November	3,992	
December	4,787	
January	5,286	
February	6,134	
March	6,535	
April	6,740	
May	6,817	
June	6,830	

QUALITY

	Quantity	Base Number	Contract	AT	Region	England
% of FP17s for the same patient ID Re-attending within 3 months - Children	60	929	6.5%	11.2%	11.8%	12.4%
% of FP17s for the same patient ID Re-attending within 3 months - Adults	138	1,076	12.8%	16.3%	17.1%	16.7%
% of FP17s for the same patient ID Re-attending between 3 & 9 months - Children	502	929	54.0%	41.5%	45.8%	57.4%
% of FP17s for the same patient ID Re-attending between 3 & 9 months - Adults	476	1,076	44.2%	35.0%	37.6%	50.5%
% of FP17s for Band 1 Urgent Courses	78	1,853	4.2%	10.8%	10.6%	9.1%
% of FP17s Relating to Free Repair or Replacements	8	1,853	0.4%	0.5%	0.6%	0.8%
% of FP17s Relating to Continuations	13	1,853	0.7%	0.9%	0.9%	1.3%
% of Patients satisfied with the dentistry they have received	0	0	N/A	89.2%	90.2%	93.2%
% of Patients satisfied with the time they had to wait for an appointment	0	0	N/A	81.5%	83.8%	89.0%

* This is based on patients treated on this contract for their most recent course of treatment. Figures in italics indicate the base number of FP17s or Patient Questionnaire responses are less than 100. N/A is shown where the base number of responses is less than 10 during the period. % is calculated as Quantity/Base number*100

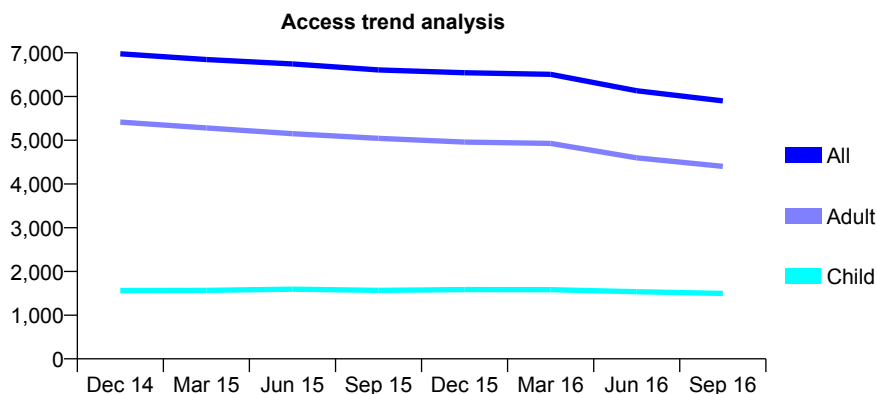
Q61 - Vital Signs At a Glance Contract Report for 825247/0001 - September 2016

Name or company name	MR JE DINEEN
Contract type name	GDS Contract
Purpose of contract	General
Contract start date	01/04/2006
Contract end date	

16/17 Contracted general activity (UDA)	21,166
Carry forward general activity (UDA)	831
16/17 Contracted orthodontic activity (UOA)	0
Carry forward orthodontic activity (UOA)	0
Baseline contract value	£717,501.99

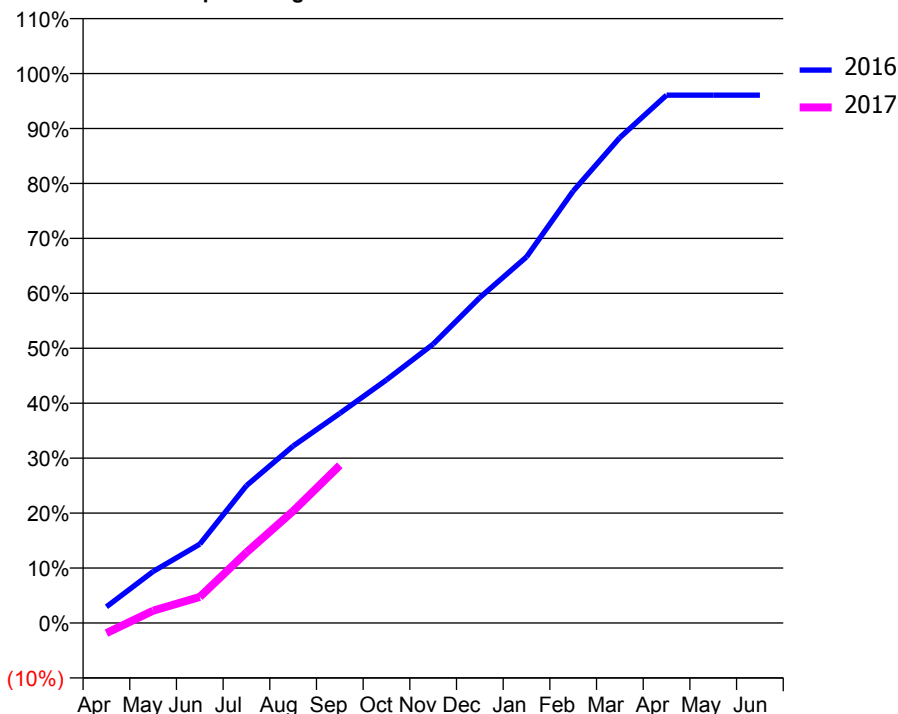
ACCESS*

Patients seen in 24 months	Total	Change since previous quarter
Quarter ending September 2015	6,608	
Quarter ending December 2015	6,543	→
Quarter ending March 2016	6,508	→
Quarter ending June 2016	6,133	↓
Quarter ending September 2016	5,899	↓
Variance since September 2015	(10.7%)	↓



ACTIVITY

Cumulative percentage of contracted UDA delivered 2016 & 2017



Month	Adjusted Scheduled Activity (UDA)	
	2016	2017
April	626	-394
May	1,984	475
June	3,036	1,006
July	5,295	2,720
August	6,819	4,313
September	8,079	6,075
October	9,368	
November	10,741	
December	12,538	
January	14,101	
February	16,638	
March	18,701	
April	20,331	
May	20,335	
June	20,335	

QUALITY

	Quantity	Base Number	Contract	AT	Region	England
% of FP17s for the same patient ID Re-attending within 3 months - Children	46	663	6.9%	11.2%	11.8%	12.4%
% of FP17s for the same patient ID Re-attending within 3 months - Adults	198	1,704	11.6%	16.3%	17.1%	16.7%
% of FP17s for the same patient ID Re-attending between 3 & 9 months - Children	166	663	25.0%	41.5%	45.8%	57.4%
% of FP17s for the same patient ID Re-attending between 3 & 9 months - Adults	471	1,704	27.6%	35.0%	37.6%	50.5%
% of FP17s for Band 1 Urgent Courses	80	1,966	4.1%	10.8%	10.6%	9.1%
% of FP17s Relating to Free Repair or Replacements	3	1,966	0.2%	0.5%	0.6%	0.8%
% of FP17s Relating to Continuations	0	1,966	0.0%	0.9%	0.9%	1.3%
% of Patients satisfied with the dentistry they have received	0	0	N/A	89.2%	90.2%	93.2%
% of Patients satisfied with the time they had to wait for an appointment	0	0	N/A	81.5%	83.8%	89.0%

* This is based on patients treated on this contract for their most recent course of treatment. Figures in italics indicate the base number of FP17s or Patient Questionnaire responses are less than 100. N/A is shown where the base number of responses is less than 10 during the period. % is calculated as Quantity/Base number*100

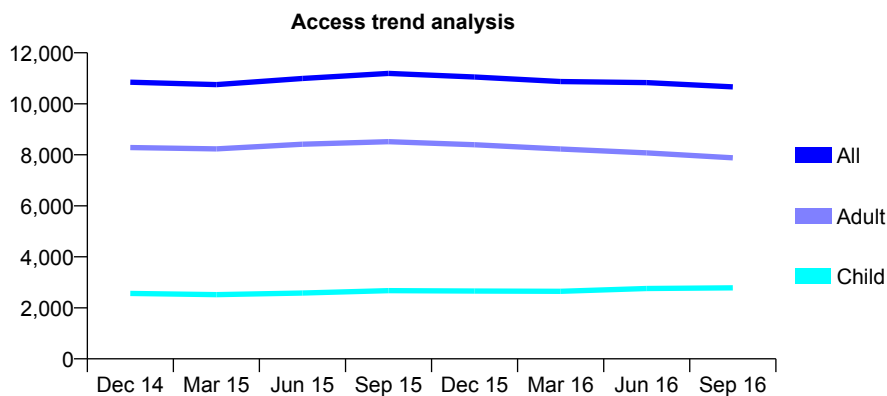
Q61 - Vital Signs At a Glance Contract Report for 825948/0001 - September 2016

Name or company name	MR JK KOTECHA
Contract type name	GDS Contract
Purpose of contract	General
Contract start date	01/04/2006
Contract end date	

16/17 Contracted general activity (UDA)	32,638
Carry forward general activity (UDA)	0
16/17 Contracted orthodontic activity (UOA)	0
Carry forward orthodontic activity (UOA)	0
Baseline contract value	£1,010,090.90

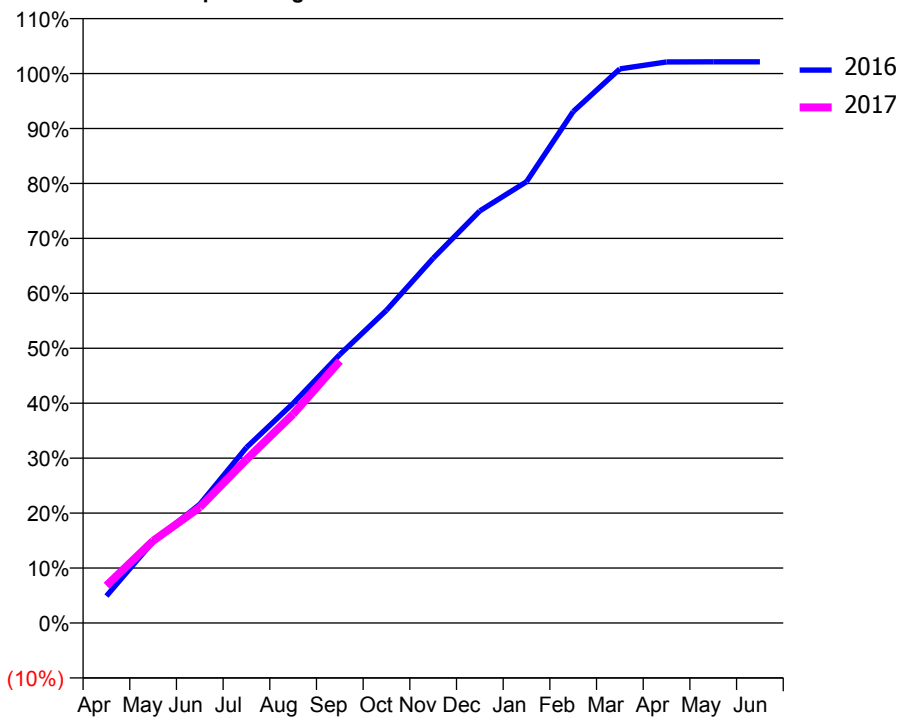
ACCESS*

Patients seen in 24 months	Total	Change since previous quarter
Quarter ending September 2015	11,191	
Quarter ending December 2015	11,052	↓
Quarter ending March 2016	10,874	↓
Quarter ending June 2016	10,832	→
Quarter ending September 2016	10,665	↓
Variance since September 2015	(4.7%)	↓



ACTIVITY

Cumulative percentage of contracted UDA delivered 2016 & 2017



Month	Adjusted Scheduled Activity (UDA)	
	2016	2017
April	1,605	2,219
May	4,831	4,883
June	7,055	6,873
July	10,427	9,717
August	13,050	12,403
September	15,950	15,560
October	18,576	
November	21,663	
December	24,476	
January	26,210	
February	30,378	
March	32,915	
April	33,323	
May	33,334	
June	33,336	

QUALITY

	Quantity	Base Number	Contract	AT	Region	England
% of FP17s for the same patient ID Re-attending within 3 months - Children	82	1,748	4.7%	11.2%	11.8%	12.4%
% of FP17s for the same patient ID Re-attending within 3 months - Adults	283	3,963	7.1%	16.3%	17.1%	16.7%
% of FP17s for the same patient ID Re-attending between 3 & 9 months - Children	718	1,748	41.1%	41.5%	45.8%	57.4%
% of FP17s for the same patient ID Re-attending between 3 & 9 months - Adults	1,616	3,963	40.8%	35.0%	37.6%	50.5%
% of FP17s for Band 1 Urgent Courses	220	5,574	3.9%	10.8%	10.6%	9.1%
% of FP17s Relating to Free Repair or Replacements	11	5,574	0.2%	0.5%	0.6%	0.8%
% of FP17s Relating to Continuations	11	5,574	0.2%	0.9%	0.9%	1.3%
% of Patients satisfied with the dentistry they have received	2	2	N/A	89.2%	90.2%	93.2%
% of Patients satisfied with the time they had to wait for an appointment	2	2	N/A	81.5%	83.8%	89.0%

* This is based on patients treated on this contract for their most recent course of treatment. Figures in italics indicate the base number of FP17s or Patient Questionnaire responses are less than 100. N/A is shown where the base number of responses is less than 10 during the period. % is calculated as Quantity/Base number*100

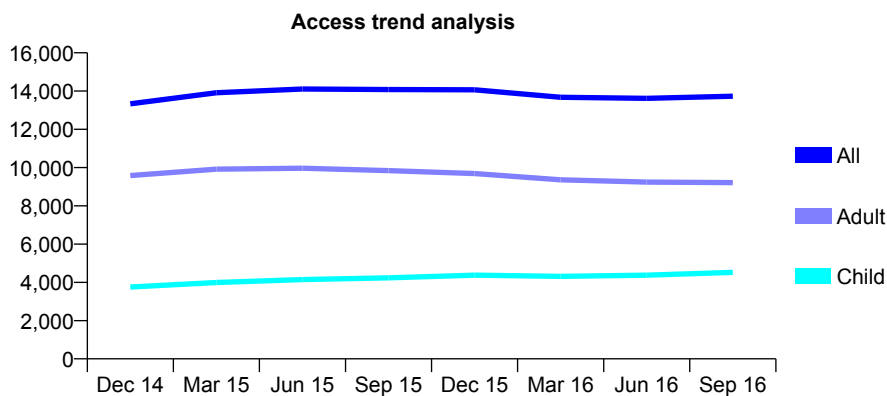
Q61 - Vital Signs At a Glance Contract Report for 825948/0002 - September 2016

Name or company name	MR JK KOTECHA
Contract type name	GDS Contract
Purpose of contract	General
Contract start date	01/04/2006
Contract end date	

16/17 Contracted general activity (UDA)	36,854
Carry forward general activity (UDA)	-704
16/17 Contracted orthodontic activity (UOA)	0
Carry forward orthodontic activity (UOA)	0
Baseline contract value	£1,047,400.59

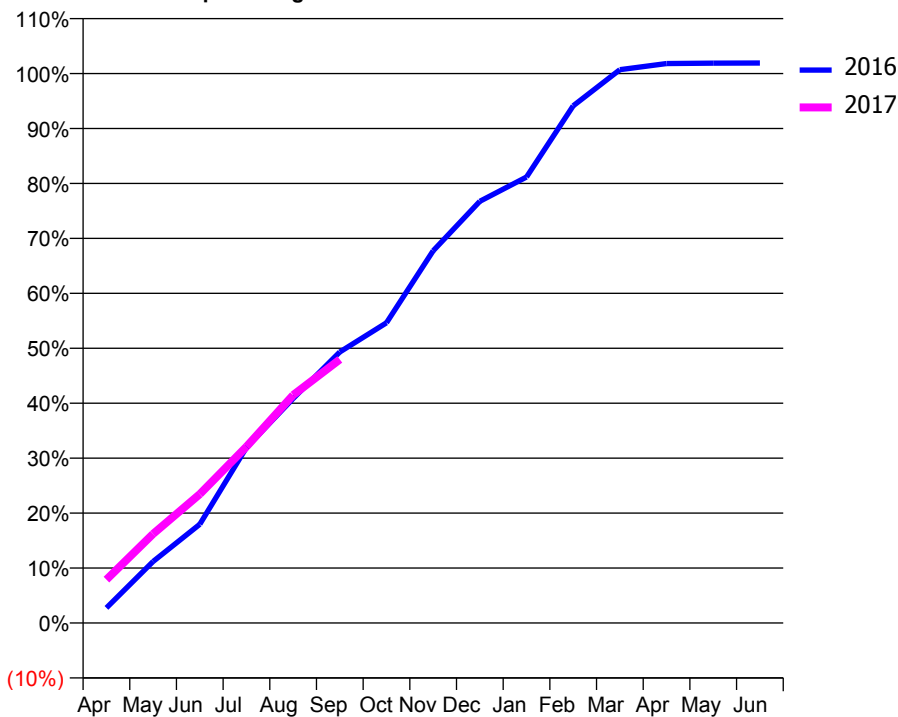
ACCESS*

Patients seen in 24 months	Total	Change since previous quarter
Quarter ending September 2015	14,078	
Quarter ending December 2015	14,062	→
Quarter ending March 2016	13,674	↓
Quarter ending June 2016	13,619	→
Quarter ending September 2016	13,730	→
Variance since September 2015	(2.5%)	↓



ACTIVITY

Cumulative percentage of contracted UDA delivered 2016 & 2017



Adjusted Scheduled Activity (UDA)

Month	2016	2017
April	1,016	2,910
May	4,126	5,975
June	6,623	8,640
July	11,776	11,827
August	15,054	15,288
September	18,177	17,673
October	20,140	
November	24,967	
December	28,280	
January	29,910	
February	34,685	
March	37,108	
April	37,521	
May	37,553	
June	37,558	

QUALITY

	Quantity	Base Number	Contract	AT	Region	England
% of FP17s for the same patient ID Re-attending within 3 months - Children	168	2,710	6.2%	11.2%	11.8%	12.4%
% of FP17s for the same patient ID Re-attending within 3 months - Adults	555	4,584	12.1%	16.3%	17.1%	16.7%
% of FP17s for the same patient ID Re-attending between 3 & 9 months - Children	1,222	2,710	45.1%	41.5%	45.8%	57.4%
% of FP17s for the same patient ID Re-attending between 3 & 9 months - Adults	1,838	4,584	40.1%	35.0%	37.6%	50.5%
% of FP17s for Band 1 Urgent Courses	438	7,099	6.2%	10.8%	10.6%	9.1%
% of FP17s Relating to Free Repair or Replacements	50	7,099	0.7%	0.5%	0.6%	0.8%
% of FP17s Relating to Continuations	19	7,099	0.3%	0.9%	0.9%	1.3%
% of Patients satisfied with the dentistry they have received	7	8	N/A	89.2%	90.2%	93.2%
% of Patients satisfied with the time they had to wait for an appointment	5	8	N/A	81.5%	83.8%	89.0%

* This is based on patients treated on this contract for their most recent course of treatment. Figures in italics indicate the base number of FP17s or Patient Questionnaire responses are less than 100. N/A is shown where the base number of responses is less than 10 during the period. % is calculated as Quantity/Base number*100

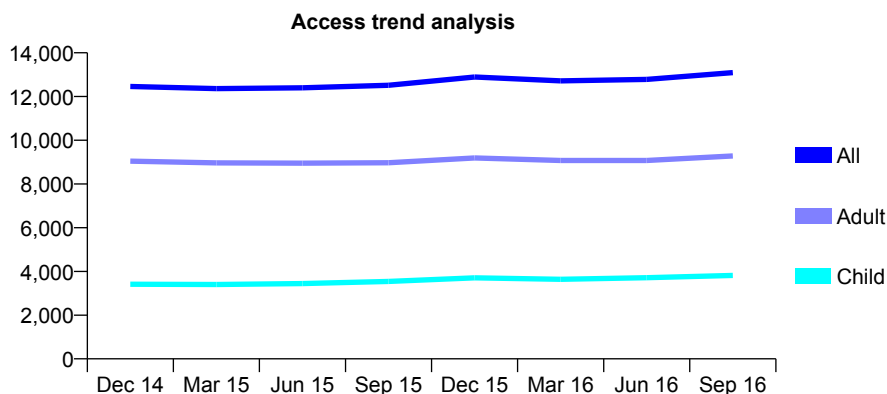
Q61 - Vital Signs At a Glance Contract Report for 825948/0003 - September 2016

Name or company name	MR JK KOTECHA
Contract type name	GDS Contract
Purpose of contract	General
Contract start date	01/04/2006
Contract end date	

16/17 Contracted general activity (UDA)	37,108
Carry forward general activity (UDA)	-696
16/17 Contracted orthodontic activity (UOA)	0
Carry forward orthodontic activity (UOA)	0
Baseline contract value	£1,137,420.64

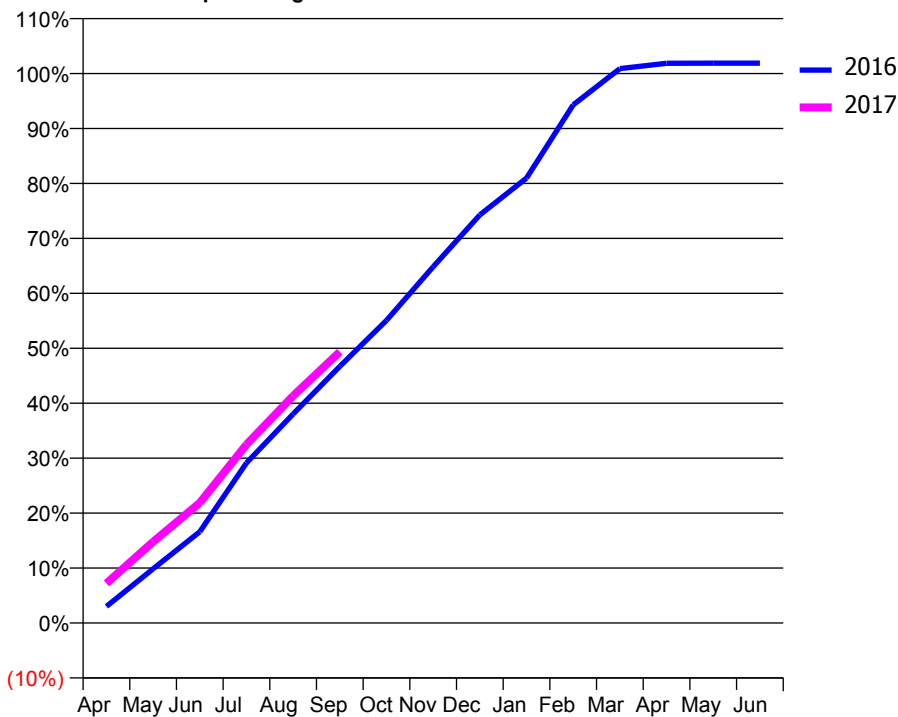
ACCESS*

Patients seen in 24 months	Total	Change since previous quarter
Quarter ending September 2015	12,517	
Quarter ending December 2015	12,891	↑
Quarter ending March 2016	12,714	↓
Quarter ending June 2016	12,782	→
Quarter ending September 2016	13,095	↑
Variance since September 2015	4.6%	↑



ACTIVITY

Cumulative percentage of contracted UDA delivered 2016 & 2017



Adjusted Scheduled Activity (UDA)

Month	2016	2017
April	1,119	2,683
May	3,658	5,485
June	6,166	8,119
July	10,815	12,050
August	14,111	15,343
September	17,332	18,313
October	20,441	
November	24,053	
December	27,559	
January	30,041	
February	34,988	
March	37,439	
April	37,802	
May	37,804	
June	37,804	

QUALITY

	Quantity	Base Number	Contract	AT	Region	England
% of FP17s for the same patient ID Re-attending within 3 months - Children	113	2,231	5.1%	11.2%	11.8%	12.4%
% of FP17s for the same patient ID Re-attending within 3 months - Adults	647	4,810	13.5%	16.3%	17.1%	16.7%
% of FP17s for the same patient ID Re-attending between 3 & 9 months - Children	911	2,231	40.8%	41.5%	45.8%	57.4%
% of FP17s for the same patient ID Re-attending between 3 & 9 months - Adults	1,672	4,810	34.8%	35.0%	37.6%	50.5%
% of FP17s for Band 1 Urgent Courses	619	6,893	9.0%	10.8%	10.6%	9.1%
% of FP17s Relating to Free Repair or Replacements	50	6,893	0.7%	0.5%	0.6%	0.8%
% of FP17s Relating to Continuations	37	6,893	0.5%	0.9%	0.9%	1.3%
% of Patients satisfied with the dentistry they have received	4	5	N/A	89.2%	90.2%	93.2%
% of Patients satisfied with the time they had to wait for an appointment	5	5	N/A	81.5%	83.8%	89.0%

* This is based on patients treated on this contract for their most recent course of treatment. Figures in italics indicate the base number of FP17s or Patient Questionnaire responses are less than 100. N/A is shown where the base number of responses is less than 10 during the period. % is calculated as Quantity/Base number*100

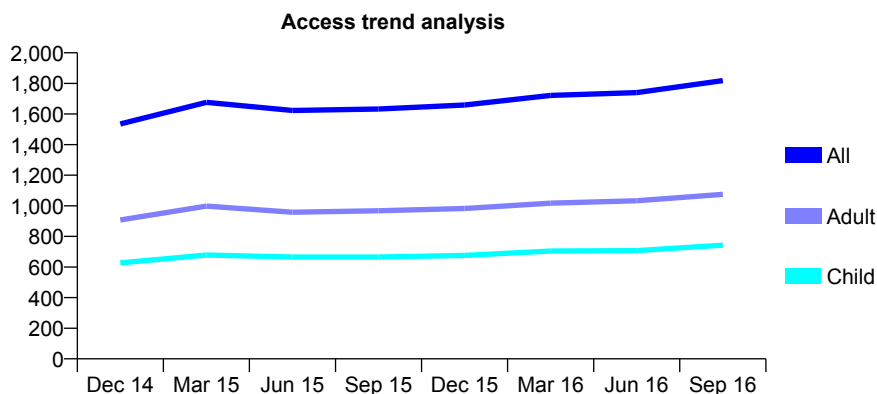
Q61 - Vital Signs At a Glance Contract Report for 828211/0001 - September 2016

Name or company name	MR J PRASHAR
Contract type name	GDS Contract
Purpose of contract	General
Contract start date	01/04/2006
Contract end date	

16/17 Contracted general activity (UDA)	3,968
Carry forward general activity (UDA)	-48
16/17 Contracted orthodontic activity (UOA)	0
Carry forward orthodontic activity (UOA)	0
Baseline contract value	£107,260.68

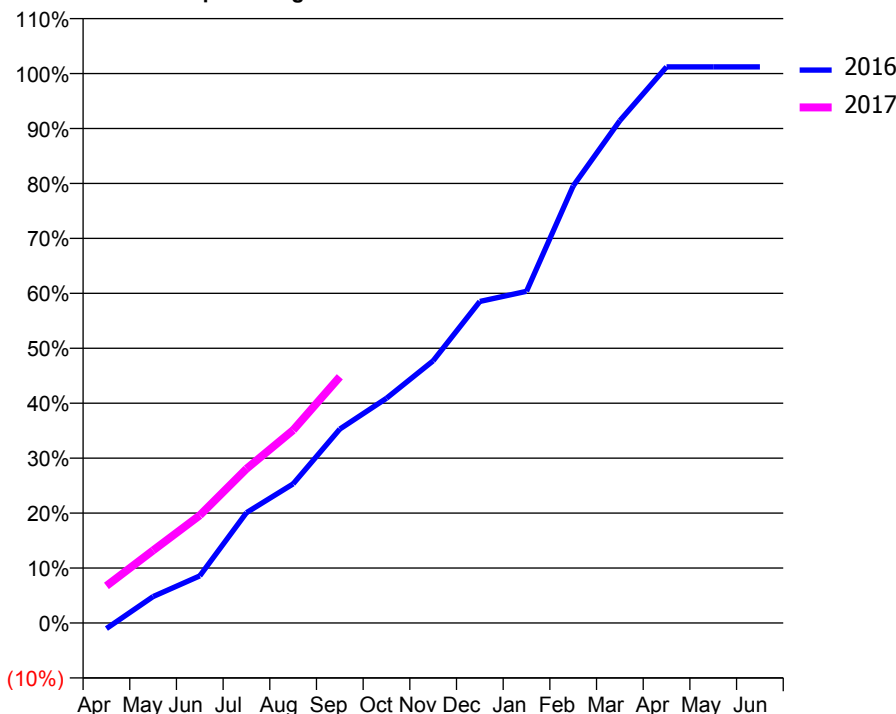
ACCESS*

Patients seen in 24 months	Total	Change since previous quarter
Quarter ending September 2015	1,633	
Quarter ending December 2015	1,659	→
Quarter ending March 2016	1,722	↑
Quarter ending June 2016	1,740	→
Quarter ending September 2016	1,818	↑
Variance since September 2015	11.3%	↑



ACTIVITY

Cumulative percentage of contracted UDA delivered 2016 & 2017



Adjusted Scheduled Activity (UDA)

Month	2016	2017
April	-41	269
May	191	525
June	340	777
July	797	1,114
August	1,005	1,393
September	1,401	1,778
October	1,623	
November	1,893	
December	2,322	
January	2,395	
February	3,156	
March	3,627	
April	4,016	
May	4,016	
June	4,016	

QUALITY

	Quantity	Base Number	Contract	AT	Region	England
% of FP17s for the same patient ID Re-attending within 3 months - Children	25	438	5.7%	11.2%	11.8%	12.4%
% of FP17s for the same patient ID Re-attending within 3 months - Adults	75	538	13.9%	16.3%	17.1%	16.7%
% of FP17s for the same patient ID Re-attending between 3 & 9 months - Children	165	438	37.7%	41.5%	45.8%	57.4%
% of FP17s for the same patient ID Re-attending between 3 & 9 months - Adults	169	538	31.4%	35.0%	37.6%	50.5%
% of FP17s for Band 1 Urgent Courses	63	802	7.9%	10.8%	10.6%	9.1%
% of FP17s Relating to Free Repair or Replacements	0	802	0.0%	0.5%	0.6%	0.8%
% of FP17s Relating to Continuations	14	802	1.7%	0.9%	0.9%	1.3%
% of Patients satisfied with the dentistry they have received	5	5	N/A	89.2%	90.2%	93.2%
% of Patients satisfied with the time they had to wait for an appointment	5	5	N/A	81.5%	83.8%	89.0%

* This is based on patients treated on this contract for their most recent course of treatment. Figures in italics indicate the base number of FP17s or Patient Questionnaire responses are less than 100. N/A is shown where the base number of responses is less than 10 during the period. % is calculated as Quantity/Base number*100

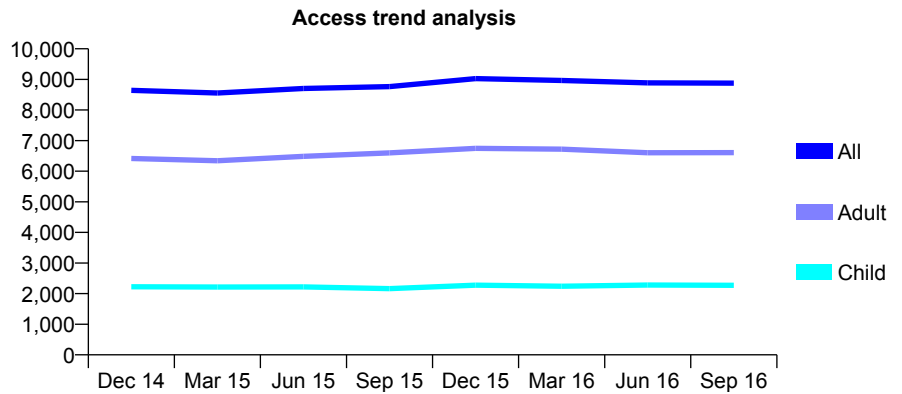
Q61 - Vital Signs At a Glance Contract Report for 828262/0001 - September 2016

Name or company name	MRS GT WARD
Contract type name	GDS Contract
Purpose of contract	General
Contract start date	01/04/2006
Contract end date	

16/17 Contracted general activity (UDA)	17,513
Carry forward general activity (UDA)	342
16/17 Contracted orthodontic activity (UOA)	0
Carry forward orthodontic activity (UOA)	0
Baseline contract value	£455,226.57

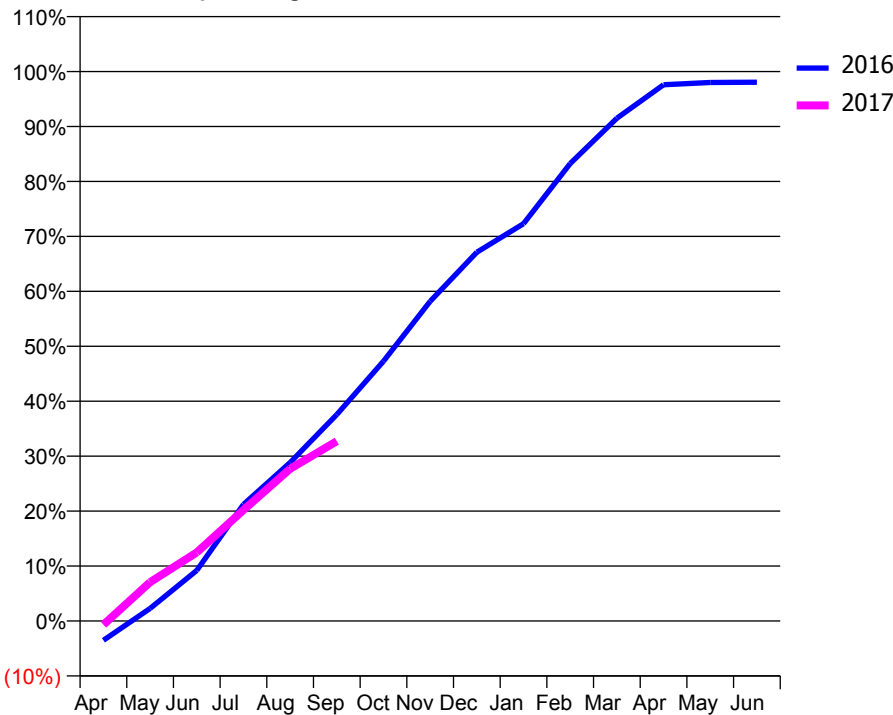
ACCESS*

Patients seen in 24 months	Total	Change since previous quarter
Quarter ending September 2015	8,763	
Quarter ending December 2015	9,024	↑
Quarter ending March 2016	8,963	→
Quarter ending June 2016	8,885	→
Quarter ending September 2016	8,878	→
Variance since September 2015	1.3%	→



ACTIVITY

Cumulative percentage of contracted UDA delivered 2016 & 2017



Month	Adjusted Scheduled Activity (UDA)	
	2016	2017
April	-617	-121
May	401	1,240
June	1,615	2,186
July	3,717	3,537
August	5,053	4,853
September	6,583	5,731
October	8,281	
November	10,187	
December	11,754	
January	12,664	
February	14,581	
March	16,025	
April	17,092	
May	17,164	
June	17,171	

QUALITY

	Quantity	Base Number	Contract	AT	Region	England
% of FP17s for the same patient ID Re-attending within 3 months - Children	27	1,032	2.6%	11.2%	11.8%	12.4%
% of FP17s for the same patient ID Re-attending within 3 months - Adults	429	2,921	14.7%	16.3%	17.1%	16.7%
% of FP17s for the same patient ID Re-attending between 3 & 9 months - Children	319	1,032	30.9%	41.5%	45.8%	57.4%
% of FP17s for the same patient ID Re-attending between 3 & 9 months - Adults	658	2,921	22.5%	35.0%	37.6%	50.5%
% of FP17s for Band 1 Urgent Courses	431	3,078	14.0%	10.8%	10.6%	9.1%
% of FP17s Relating to Free Repair or Replacements	46	3,078	1.5%	0.5%	0.6%	0.8%
% of FP17s Relating to Continuations	19	3,078	0.6%	0.9%	0.9%	1.3%
% of Patients satisfied with the dentistry they have received	2	3	N/A	89.2%	90.2%	93.2%
% of Patients satisfied with the time they had to wait for an appointment	1	3	N/A	81.5%	83.8%	89.0%

* This is based on patients treated on this contract for their most recent course of treatment. Figures in italics indicate the base number of FP17s or Patient Questionnaire responses are less than 100. N/A is shown where the base number of responses is less than 10 during the period. % is calculated as Quantity/Base number*100

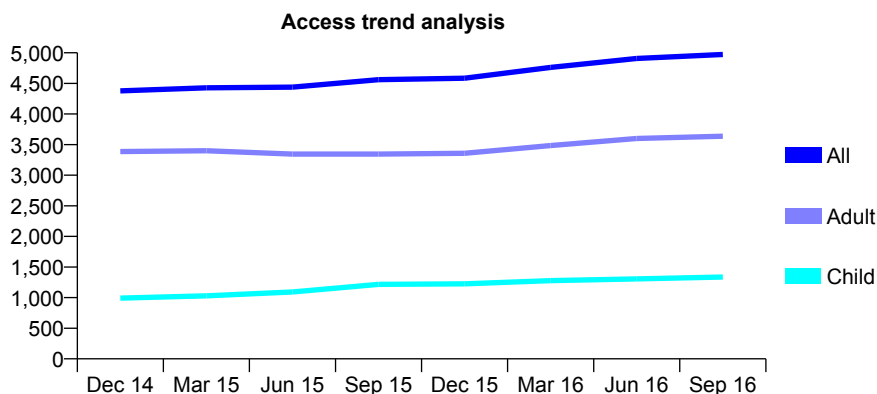
Q61 - Vital Signs At a Glance Contract Report for 828262/0002 - September 2016

Name or company name	MRS GT WARD
Contract type name	GDS Contract
Purpose of contract	General
Contract start date	20/12/2011
Contract end date	

16/17 Contracted general activity (UDA)	10,554
Carry forward general activity (UDA)	412
16/17 Contracted orthodontic activity (UOA)	0
Carry forward orthodontic activity (UOA)	0
Baseline contract value	£284,397.60

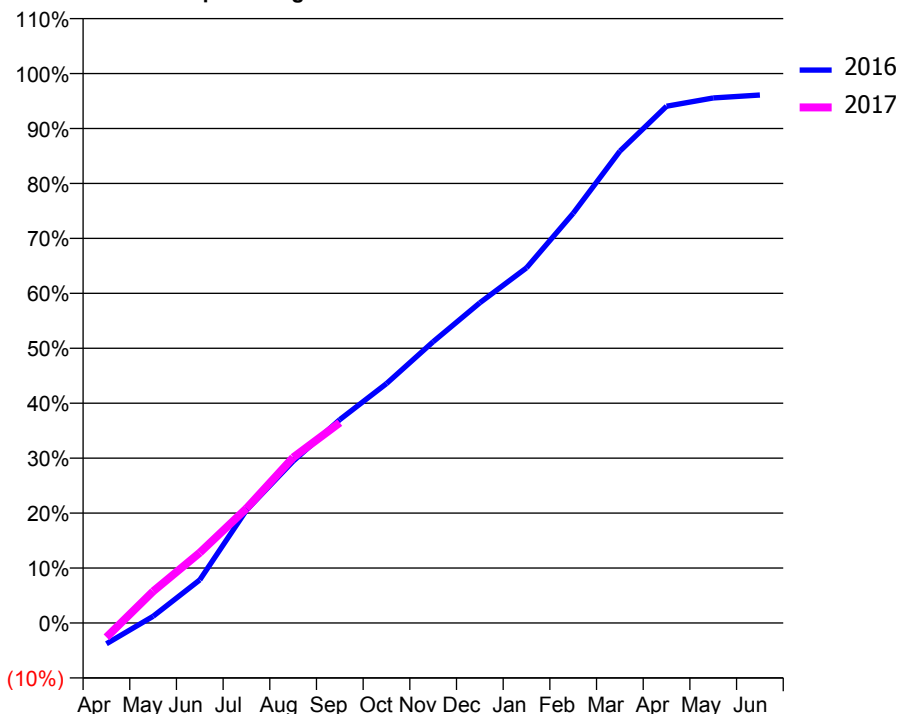
ACCESS*

Patients seen in 24 months	Total	Change since previous quarter
Quarter ending September 2015	4,562	
Quarter ending December 2015	4,584	→
Quarter ending March 2016	4,761	↑
Quarter ending June 2016	4,907	↑
Quarter ending September 2016	4,973	→
Variance since September 2015	9.0%	↑



ACTIVITY

Cumulative percentage of contracted UDA delivered 2016 & 2017



Month	Adjusted Scheduled Activity (UDA)	
	2016	2017
April	-400	-274
May	130	608
June	830	1,351
July	2,167	2,202
August	3,108	3,180
September	3,907	3,848
October	4,599	
November	5,403	
December	6,150	
January	6,822	
February	7,870	
March	9,063	
April	9,925	
May	10,085	
June	10,142	

QUALITY

	Quantity	Base Number	Contract	AT	Region	England
% of FP17s for the same patient ID Re-attending within 3 months - Children	27	666	4.1%	11.2%	11.8%	12.4%
% of FP17s for the same patient ID Re-attending within 3 months - Adults	186	1,819	10.2%	16.3%	17.1%	16.7%
% of FP17s for the same patient ID Re-attending between 3 & 9 months - Children	180	666	27.0%	41.5%	45.8%	57.4%
% of FP17s for the same patient ID Re-attending between 3 & 9 months - Adults	336	1,819	18.5%	35.0%	37.6%	50.5%
% of FP17s for Band 1 Urgent Courses	276	2,052	13.5%	10.8%	10.6%	9.1%
% of FP17s Relating to Free Repair or Replacements	19	2,052	0.9%	0.5%	0.6%	0.8%
% of FP17s Relating to Continuations	6	2,052	0.3%	0.9%	0.9%	1.3%
% of Patients satisfied with the dentistry they have received	2	3	N/A	89.2%	90.2%	93.2%
% of Patients satisfied with the time they had to wait for an appointment	2	3	N/A	81.5%	83.8%	89.0%

* This is based on patients treated on this contract for their most recent course of treatment. Figures in italics indicate the base number of FP17s or Patient Questionnaire responses are less than 100. N/A is shown where the base number of responses is less than 10 during the period. % is calculated as Quantity/Base number*100

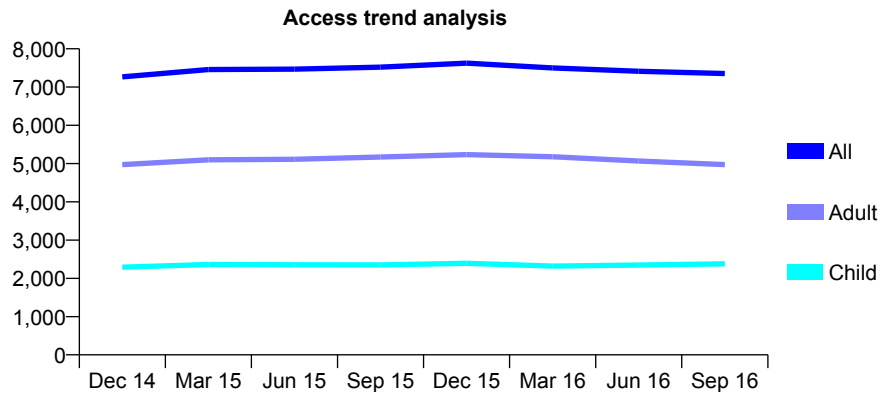
Q61 - Vital Signs At a Glance Contract Report for 829285/0001 - September 2016

Name or company name	MRS CO ADELOYE
Contract type name	GDS Contract
Purpose of contract	General
Contract start date	01/04/2006
Contract end date	

16/17 Contracted general activity (UDA)	22,618
Carry forward general activity (UDA)	18
16/17 Contracted orthodontic activity (UOA)	0
Carry forward orthodontic activity (UOA)	0
Baseline contract value	£559,172.25

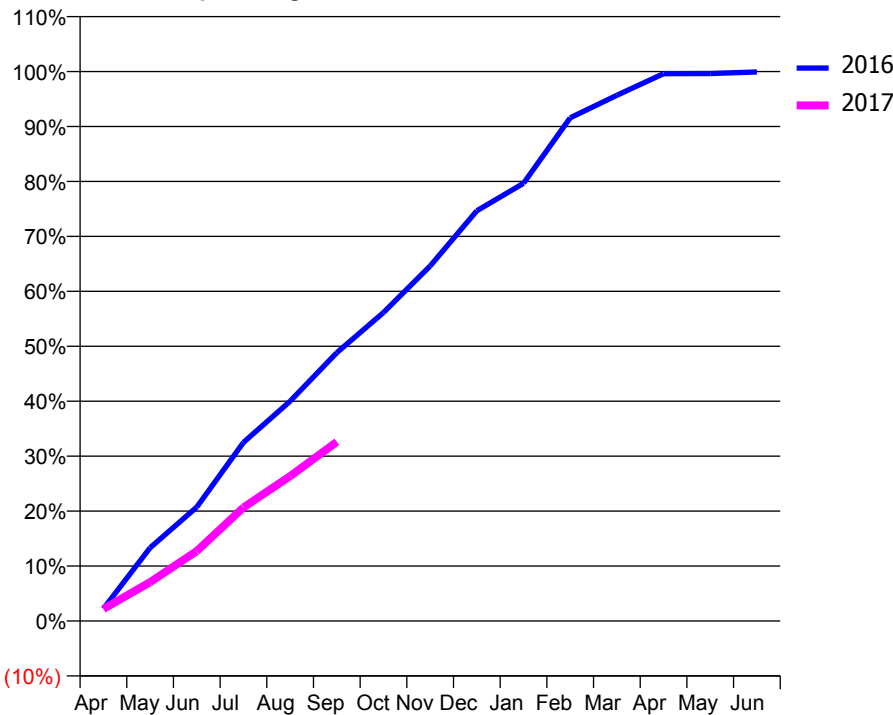
ACCESS*

Patients seen in 24 months	Total	Change since previous quarter
Quarter ending September 2015	7,522	
Quarter ending December 2015	7,626	→
Quarter ending March 2016	7,499	↓
Quarter ending June 2016	7,413	↓
Quarter ending September 2016	7,352	→
Variance since September 2015	(2.3%)	↓



ACTIVITY

Cumulative percentage of contracted UDA delivered 2016 & 2017



Month	Adjusted Scheduled Activity (UDA)	
	2016	2017
April	508	499
May	3,014	1,602
June	4,691	2,877
July	7,354	4,676
August	9,049	5,961
September	11,045	7,374
October	12,699	
November	14,616	
December	16,884	
January	18,018	
February	20,713	
March	21,639	
April	22,527	
May	22,533	
June	22,600	

QUALITY

	Quantity	Base Number	Contract	AT	Region	England
% of FP17s for the same patient ID Re-attending within 3 months - Children	76	1,310	5.8%	11.2%	11.8%	12.4%
% of FP17s for the same patient ID Re-attending within 3 months - Adults	267	1,997	13.4%	16.3%	17.1%	16.7%
% of FP17s for the same patient ID Re-attending between 3 & 9 months - Children	450	1,310	34.4%	41.5%	45.8%	57.4%
% of FP17s for the same patient ID Re-attending between 3 & 9 months - Adults	590	1,997	29.5%	35.0%	37.6%	50.5%
% of FP17s for Band 1 Urgent Courses	171	2,919	5.9%	10.8%	10.6%	9.1%
% of FP17s Relating to Free Repair or Replacements	17	2,919	0.6%	0.5%	0.6%	0.8%
% of FP17s Relating to Continuations	13	2,919	0.4%	0.9%	0.9%	1.3%
% of Patients satisfied with the dentistry they have received	0	0	N/A	89.2%	90.2%	93.2%
% of Patients satisfied with the time they had to wait for an appointment	0	0	N/A	81.5%	83.8%	89.0%

* This is based on patients treated on this contract for their most recent course of treatment. Figures in italics indicate the base number of FP17s or Patient Questionnaire responses are less than 100. N/A is shown where the base number of responses is less than 10 during the period. % is calculated as Quantity/Base number*100

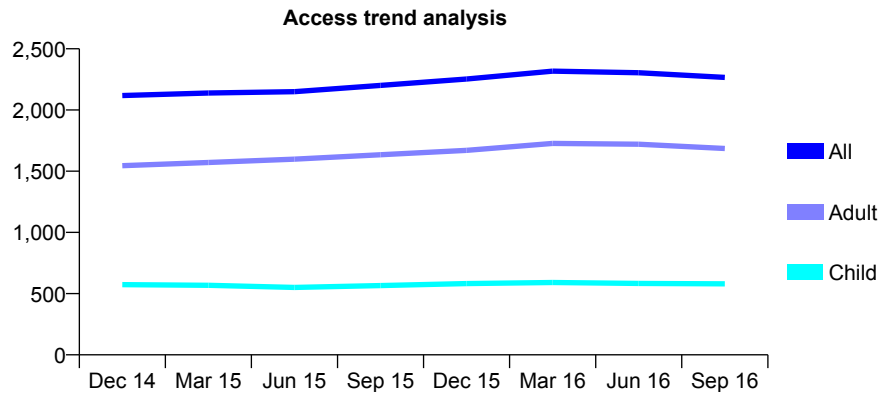
Q61 - Vital Signs At a Glance Contract Report for 831522/0001 - September 2016

Name or company name	MISS G HAKHAMANESHI
Contract type name	GDS Contract
Purpose of contract	General
Contract start date	01/04/2006
Contract end date	

16/17 Contracted general activity (UDA)	7,126
Carry forward general activity (UDA)	131
16/17 Contracted orthodontic activity (UOA)	0
Carry forward orthodontic activity (UOA)	0
Baseline contract value	£247,591.12

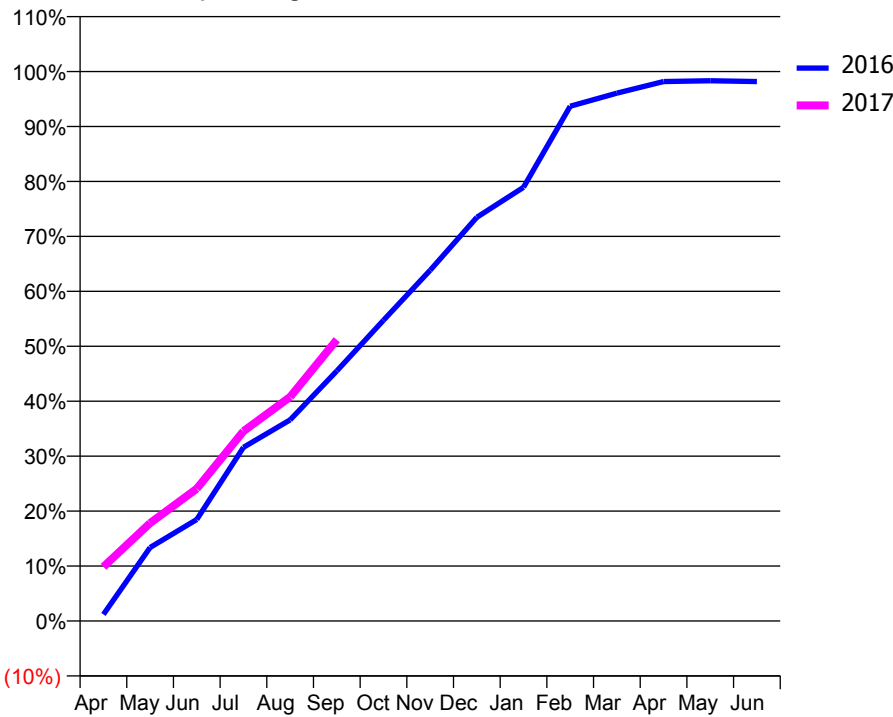
ACCESS*

Patients seen in 24 months	Total	Change since previous quarter
Quarter ending September 2015	2,201	
Quarter ending December 2015	2,253	↑
Quarter ending March 2016	2,318	↑
Quarter ending June 2016	2,304	→
Quarter ending September 2016	2,266	↓
Variance since September 2015	3.0%	↑



ACTIVITY

Cumulative percentage of contracted UDA delivered 2016 & 2017



Month	Adjusted Scheduled Activity (UDA)	
	2016	2017
April	85	704
May	953	1,270
June	1,316	1,716
July	2,253	2,462
August	2,609	2,905
September	3,244	3,648
October	3,900	
November	4,550	
December	5,236	
January	5,624	
February	6,676	
March	6,845	
April	6,995	
May	7,006	
June	6,995	

QUALITY

	Quantity	Base Number	Contract	AT	Region	England
% of FP17s for the same patient ID Re-attending within 3 months - Children	29	459	6.3%	11.2%	11.8%	12.4%
% of FP17s for the same patient ID Re-attending within 3 months - Adults	177	1,162	15.2%	16.3%	17.1%	16.7%
% of FP17s for the same patient ID Re-attending between 3 & 9 months - Children	285	459	62.1%	41.5%	45.8%	57.4%
% of FP17s for the same patient ID Re-attending between 3 & 9 months - Adults	550	1,162	47.3%	35.0%	37.6%	50.5%
% of FP17s for Band 1 Urgent Courses	62	1,526	4.1%	10.8%	10.6%	9.1%
% of FP17s Relating to Free Repair or Replacements	3	1,526	0.2%	0.5%	0.6%	0.8%
% of FP17s Relating to Continuations	26	1,526	1.7%	0.9%	0.9%	1.3%
% of Patients satisfied with the dentistry they have received	1	2	N/A	89.2%	90.2%	93.2%
% of Patients satisfied with the time they had to wait for an appointment	2	2	N/A	81.5%	83.8%	89.0%

* This is based on patients treated on this contract for their most recent course of treatment. Figures in italics indicate the base number of FP17s or Patient Questionnaire responses are less than 100. N/A is shown where the base number of responses is less than 10 during the period. % is calculated as Quantity/Base number*100

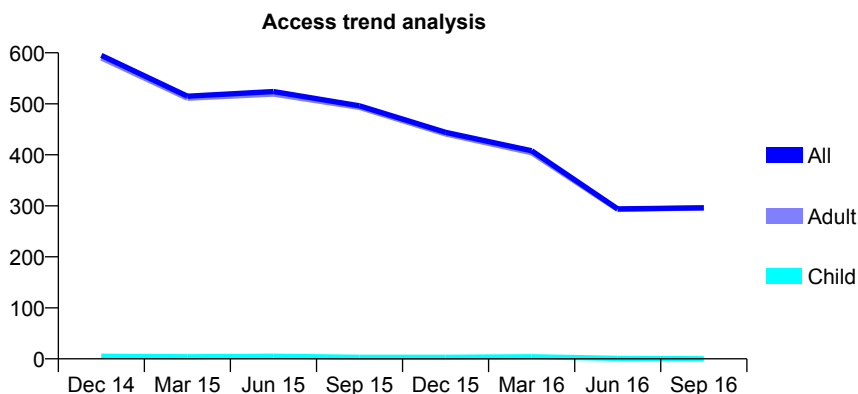
Q61 - Vital Signs At a Glance Contract Report for 832391/0002 - September 2016

Name or company name	MR M TORZ
Contract type name	PDS Contract
Purpose of contract	General
Contract start date	01/04/2006
Contract end date	31/03/2017

16/17 Contracted general activity (UDA)	2,137
Carry forward general activity (UDA)	0
16/17 Contracted orthodontic activity (UOA)	0
Carry forward orthodontic activity (UOA)	0
Baseline contract value	£108,988.74

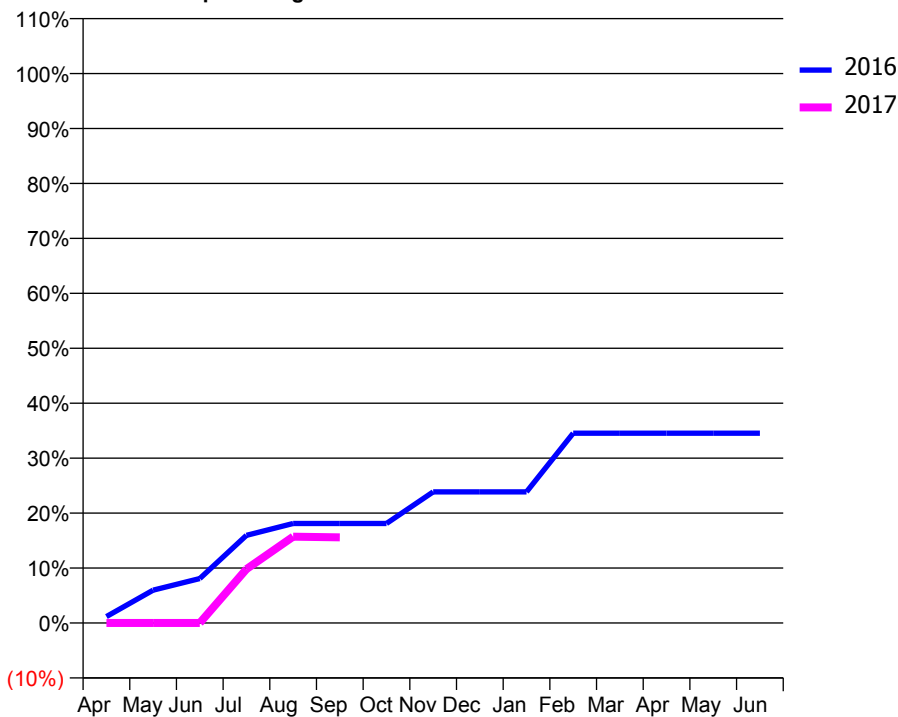
ACCESS*

Patients seen in 24 months	Total	Change since previous quarter
Quarter ending September 2015	496	
Quarter ending December 2015	444	↓
Quarter ending March 2016	408	↓
Quarter ending June 2016	294	↓
Quarter ending September 2016	296	→
Variance since September 2015	(40.3%)	↓



ACTIVITY

Cumulative percentage of contracted UDA delivered 2016 & 2017



QUALITY

	Quantity	Base Number	Contract	AT	Region	England
% of FP17s for the same patient ID Re-attending within 3 months - Children	0	0	N/A	11.2%	11.8%	12.4%
% of FP17s for the same patient ID Re-attending within 3 months - Adults	2	112	1.8%	16.3%	17.1%	16.7%
% of FP17s for the same patient ID Re-attending between 3 & 9 months - Children	0	0	N/A	41.5%	45.8%	57.4%
% of FP17s for the same patient ID Re-attending between 3 & 9 months - Adults	0	112	0.0%	35.0%	37.6%	50.5%
% of FP17s for Band 1 Urgent Courses	0	111	0.0%	10.8%	10.6%	9.1%
% of FP17s Relating to Free Repair or Replacements	0	111	0.0%	0.5%	0.6%	0.8%
% of FP17s Relating to Continuations	2	111	1.8%	0.9%	0.9%	1.3%
% of Patients satisfied with the dentistry they have received	0	0	N/A	89.2%	90.2%	93.2%
% of Patients satisfied with the time they had to wait for an appointment	0	0	N/A	81.5%	83.8%	89.0%

* This is based on patients treated on this contract for their most recent course of treatment. Figures in italics indicate the base number of FP17s or Patient Questionnaire responses are less than 100. N/A is shown where the base number of responses is less than 10 during the period. % is calculated as Quantity/Base number*100

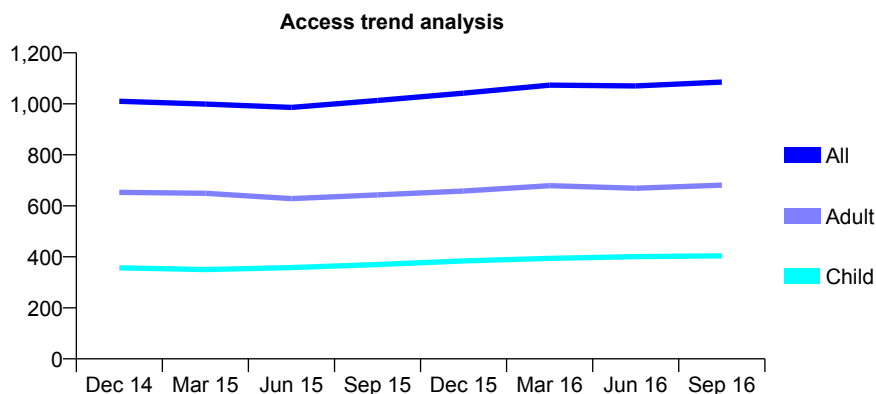
Q61 - Vital Signs At a Glance Contract Report for 839167/0001 - September 2016

Name or company name	MR DA PATEL
Contract type name	GDS Contract
Purpose of contract	General
Contract start date	01/04/2006
Contract end date	

16/17 Contracted general activity (UDA)	1,992
Carry forward general activity (UDA)	-40
16/17 Contracted orthodontic activity (UOA)	0
Carry forward orthodontic activity (UOA)	0
Baseline contract value	£61,729.18

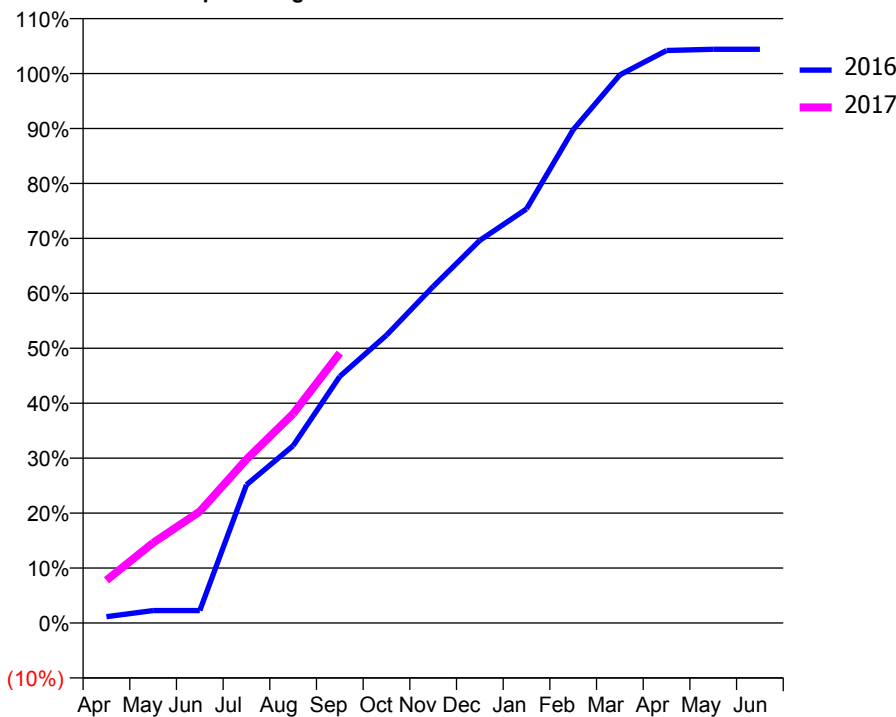
ACCESS*

Patients seen in 24 months	Total	Change since previous quarter
Quarter ending September 2015	1,013	
Quarter ending December 2015	1,042	↑
Quarter ending March 2016	1,073	↑
Quarter ending June 2016	1,070	→
Quarter ending September 2016	1,085	→
Variance since September 2015	7.1%	↑



ACTIVITY

Cumulative percentage of contracted UDA delivered 2016 & 2017



Month	Adjusted Scheduled Activity (UDA)	
	2016	2017
April	23	155
May	45	291
June	45	404
July	501	594
August	643	759
September	894	979
October	1,043	
November	1,220	
December	1,387	
January	1,501	
February	1,788	
March	1,987	
April	2,076	
May	2,080	
June	2,080	

QUALITY

	Quantity	Base Number	Contract	AT	Region	England
% of FP17s for the same patient ID Re-attending within 3 months - Children	7	256	2.7%	11.2%	11.8%	12.4%
% of FP17s for the same patient ID Re-attending within 3 months - Adults	45	383	11.7%	16.3%	17.1%	16.7%
% of FP17s for the same patient ID Re-attending between 3 & 9 months - Children	118	256	46.1%	41.5%	45.8%	57.4%
% of FP17s for the same patient ID Re-attending between 3 & 9 months - Adults	156	383	40.7%	35.0%	37.6%	50.5%
% of FP17s for Band 1 Urgent Courses	73	591	12.4%	10.8%	10.6%	9.1%
% of FP17s Relating to Free Repair or Replacements	0	591	0.0%	0.5%	0.6%	0.8%
% of FP17s Relating to Continuations	1	591	0.2%	0.9%	0.9%	1.3%
% of Patients satisfied with the dentistry they have received	1	1	N/A	89.2%	90.2%	93.2%
% of Patients satisfied with the time they had to wait for an appointment	0	1	N/A	81.5%	83.8%	89.0%

* This is based on patients treated on this contract for their most recent course of treatment. Figures in italics indicate the base number of FP17s or Patient Questionnaire responses are less than 100. N/A is shown where the base number of responses is less than 10 during the period. % is calculated as Quantity/Base number*100

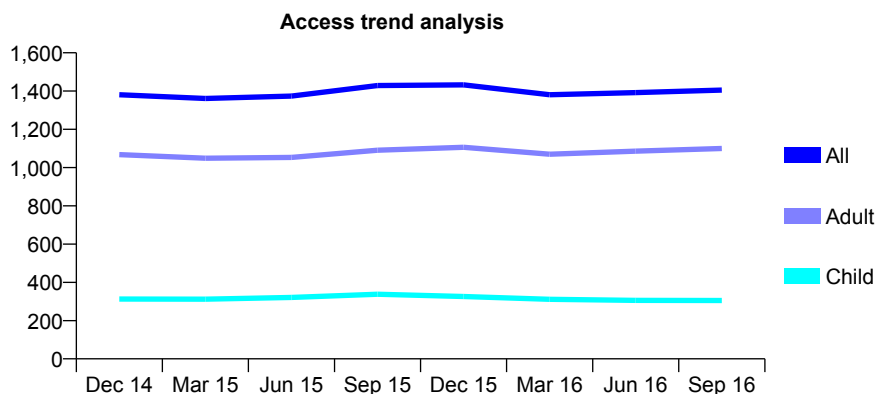
Q61 - Vital Signs At a Glance Contract Report for 839779/0001 - September 2016

Name or company name	MR M SIMYAB
Contract type name	GDS Contract
Purpose of contract	General
Contract start date	01/04/2006
Contract end date	

16/17 Contracted general activity (UDA)	3,780
Carry forward general activity (UDA)	-76
16/17 Contracted orthodontic activity (UOA)	0
Carry forward orthodontic activity (UOA)	0
Baseline contract value	£136,307.21

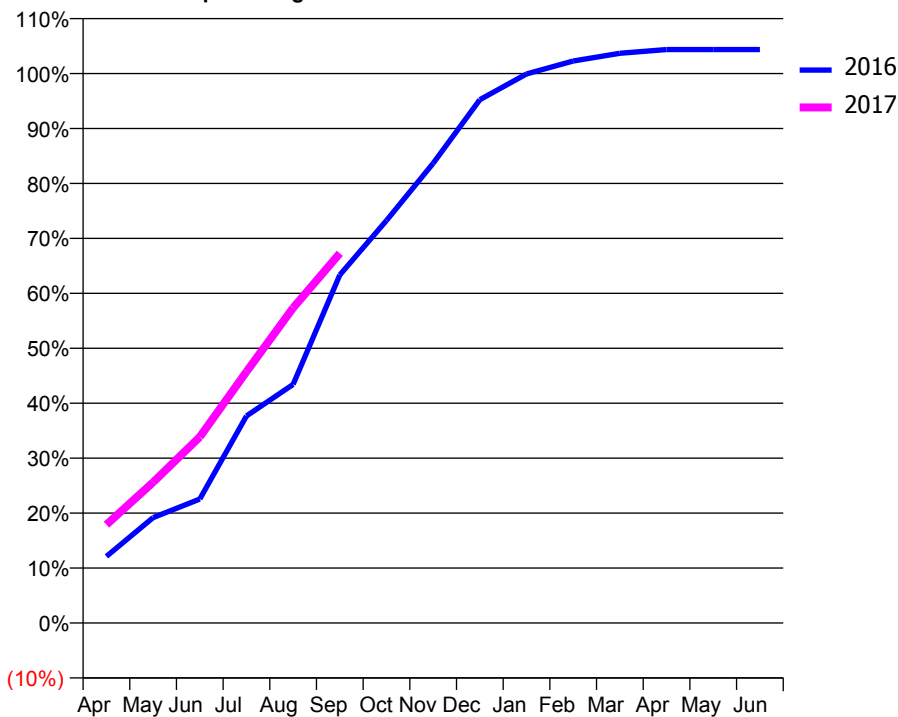
ACCESS*

Patients seen in 24 months	Total	Change since previous quarter
Quarter ending September 2015	1,429	
Quarter ending December 2015	1,432	→
Quarter ending March 2016	1,381	↓
Quarter ending June 2016	1,392	→
Quarter ending September 2016	1,405	→
Variance since September 2015	(1.7%)	↓



ACTIVITY

Cumulative percentage of contracted UDA delivered 2016 & 2017



Month	Adjusted Scheduled Activity (UDA)	
	2016	2017
April	459	677
May	725	969
June	852	1,280
July	1,424	1,728
August	1,642	2,168
September	2,395	2,543
October	2,769	
November	3,162	
December	3,600	
January	3,777	
February	3,866	
March	3,919	
April	3,945	
May	3,945	
June	3,945	

QUALITY

	Quantity	Base Number	Contract	AT	Region	England
% of FP17s for the same patient ID Re-attending within 3 months - Children	12	190	6.3%	11.2%	11.8%	12.4%
% of FP17s for the same patient ID Re-attending within 3 months - Adults	115	738	15.6%	16.3%	17.1%	16.7%
% of FP17s for the same patient ID Re-attending between 3 & 9 months - Children	80	190	42.1%	41.5%	45.8%	57.4%
% of FP17s for the same patient ID Re-attending between 3 & 9 months - Adults	298	738	40.4%	35.0%	37.6%	50.5%
% of FP17s for Band 1 Urgent Courses	79	912	8.7%	10.8%	10.6%	9.1%
% of FP17s Relating to Free Repair or Replacements	0	912	0.0%	0.5%	0.6%	0.8%
% of FP17s Relating to Continuations	31	912	3.4%	0.9%	0.9%	1.3%
% of Patients satisfied with the dentistry they have received	1	1	N/A	89.2%	90.2%	93.2%
% of Patients satisfied with the time they had to wait for an appointment	1	1	N/A	81.5%	83.8%	89.0%

* This is based on patients treated on this contract for their most recent course of treatment. Figures in italics indicate the base number of FP17s or Patient Questionnaire responses are less than 100. N/A is shown where the base number of responses is less than 10 during the period. % is calculated as Quantity/Base number*100

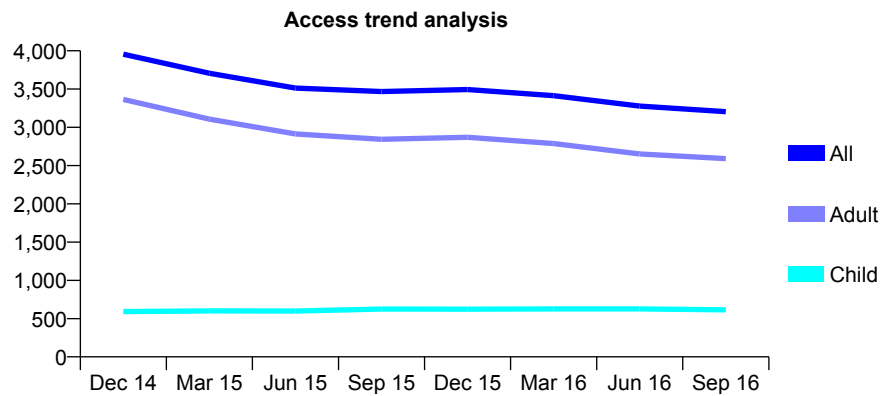
Q61 - Vital Signs At a Glance Contract Report for 841242/0001 - September 2016

Name or company name	MRS O SULAIMAN
Contract type name	GDS Contract
Purpose of contract	General
Contract start date	01/04/2006
Contract end date	

16/17 Contracted general activity (UDA)	6,663
Carry forward general activity (UDA)	0
16/17 Contracted orthodontic activity (UOA)	0
Carry forward orthodontic activity (UOA)	0
Baseline contract value	£185,212.56

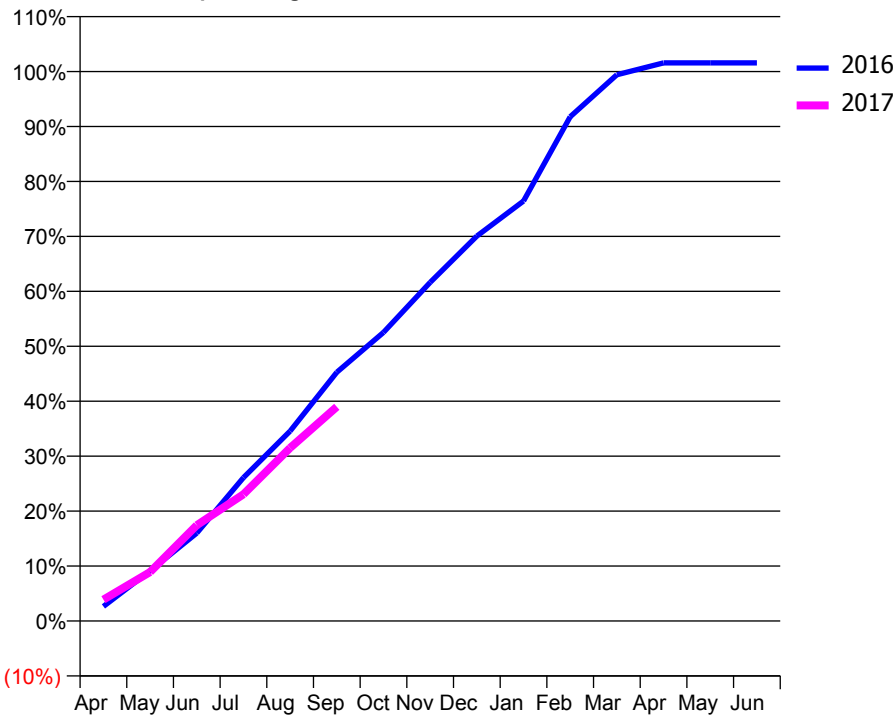
ACCESS*

Patients seen in 24 months	Total	Change since previous quarter
Quarter ending September 2015	3,468	
Quarter ending December 2015	3,493	→
Quarter ending March 2016	3,414	↓
Quarter ending June 2016	3,278	↓
Quarter ending September 2016	3,205	↓
Variance since September 2015	(7.6%)	↓



ACTIVITY

Cumulative percentage of contracted UDA delivered 2016 & 2017



Month	Adjusted Scheduled Activity (UDA)	
	2016	2017
April	178	260
May	609	594
June	1,066	1,162
July	1,739	1,537
August	2,303	2,100
September	3,016	2,597
October	3,500	
November	4,106	
December	4,667	
January	5,092	
February	6,114	
March	6,623	
April	6,767	
May	6,767	
June	6,768	

QUALITY

	Quantity	Base Number	Contract	AT	Region	England
% of FP17s for the same patient ID Re-attending within 3 months - Children	49	361	13.6%	11.2%	11.8%	12.4%
% of FP17s for the same patient ID Re-attending within 3 months - Adults	137	1,060	12.9%	16.3%	17.1%	16.7%
% of FP17s for the same patient ID Re-attending between 3 & 9 months - Children	153	361	42.4%	41.5%	45.8%	57.4%
% of FP17s for the same patient ID Re-attending between 3 & 9 months - Adults	352	1,060	33.2%	35.0%	37.6%	50.5%
% of FP17s for Band 1 Urgent Courses	169	1,343	12.6%	10.8%	10.6%	9.1%
% of FP17s Relating to Free Repair or Replacements	0	1,343	0.0%	0.5%	0.6%	0.8%
% of FP17s Relating to Continuations	0	1,343	0.0%	0.9%	0.9%	1.3%
% of Patients satisfied with the dentistry they have received	0	0	N/A	89.2%	90.2%	93.2%
% of Patients satisfied with the time they had to wait for an appointment	0	0	N/A	81.5%	83.8%	89.0%

* This is based on patients treated on this contract for their most recent course of treatment. Figures in italics indicate the base number of FP17s or Patient Questionnaire responses are less than 100. N/A is shown where the base number of responses is less than 10 during the period. % is calculated as Quantity/Base number*100

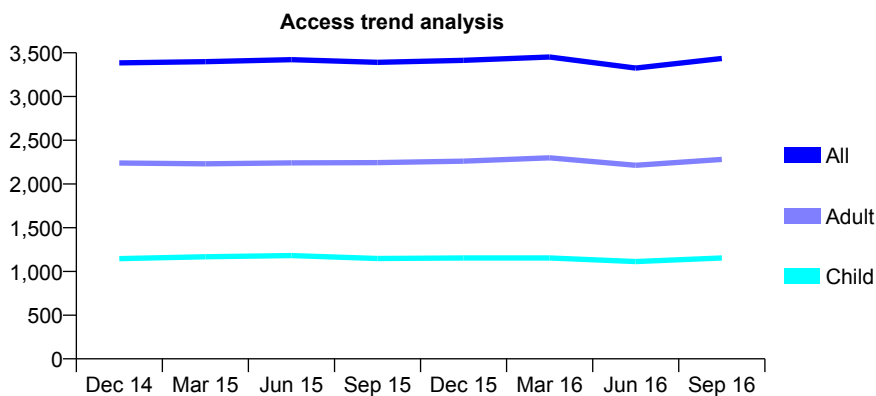
Q61 - Vital Signs At a Glance Contract Report for 841390/0001 - September 2016

Name or company name	MR AG PATEL
Contract type name	GDS Contract
Purpose of contract	General
Contract start date	01/04/2006
Contract end date	

16/17 Contracted general activity (UDA)	6,499
Carry forward general activity (UDA)	-128
16/17 Contracted orthodontic activity (UOA)	0
Carry forward orthodontic activity (UOA)	0
Baseline contract value	£183,374.34

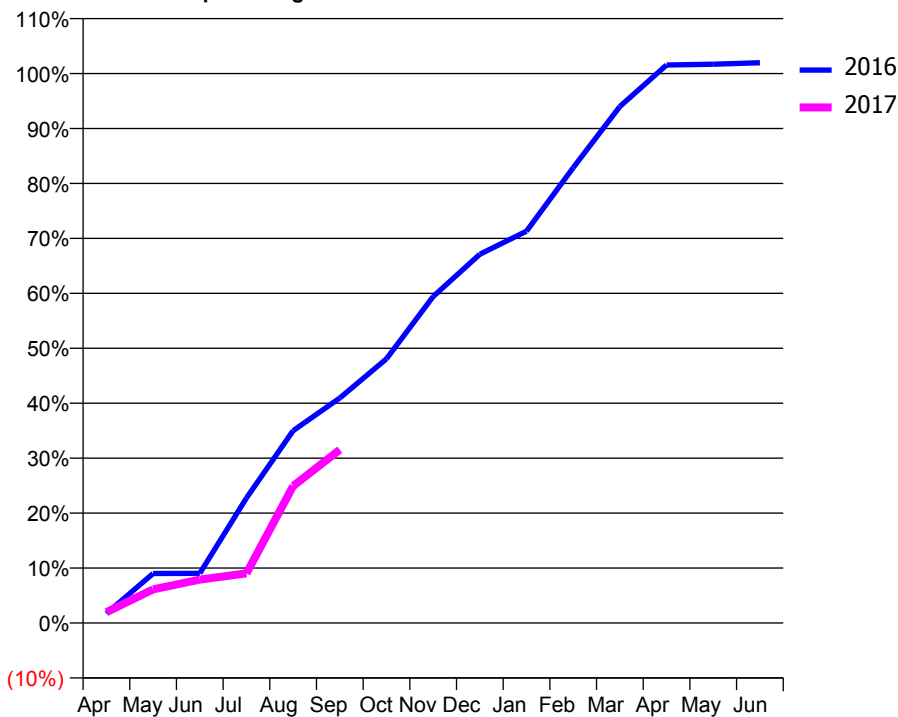
ACCESS*

Patients seen in 24 months	Total	Change since previous quarter
Quarter ending September 2015	3,391	
Quarter ending December 2015	3,414	→
Quarter ending March 2016	3,452	→
Quarter ending June 2016	3,325	↓
Quarter ending September 2016	3,435	↑
Variance since September 2015	1.3%	→



ACTIVITY

Cumulative percentage of contracted UDA delivered 2016 & 2017



Adjusted Scheduled Activity (UDA)

Month	2016	2017
April	113	128
May	586	398
June	588	513
July	1,479	587
August	2,274	1,620
September	2,662	2,049
October	3,126	
November	3,862	
December	4,361	
January	4,635	
February	5,384	
March	6,110	
April	6,600	
May	6,610	
June	6,627	

QUALITY

	Quantity	Base Number	Contract	AT	Region	England
% of FP17s for the same patient ID Re-attending within 3 months - Children	7	377	1.9%	11.2%	11.8%	12.4%
% of FP17s for the same patient ID Re-attending within 3 months - Adults	36	747	4.8%	16.3%	17.1%	16.7%
% of FP17s for the same patient ID Re-attending between 3 & 9 months - Children	110	377	29.2%	41.5%	45.8%	57.4%
% of FP17s for the same patient ID Re-attending between 3 & 9 months - Adults	217	747	29.0%	35.0%	37.6%	50.5%
% of FP17s for Band 1 Urgent Courses	1	933	0.1%	10.8%	10.6%	9.1%
% of FP17s Relating to Free Repair or Replacements	2	933	0.2%	0.5%	0.6%	0.8%
% of FP17s Relating to Continuations	0	933	0.0%	0.9%	0.9%	1.3%
% of Patients satisfied with the dentistry they have received	5	6	N/A	89.2%	90.2%	93.2%
% of Patients satisfied with the time they had to wait for an appointment	5	6	N/A	81.5%	83.8%	89.0%

* This is based on patients treated on this contract for their most recent course of treatment. Figures in italics indicate the base number of FP17s or Patient Questionnaire responses are less than 100. N/A is shown where the base number of responses is less than 10 during the period. % is calculated as Quantity/Base number*100

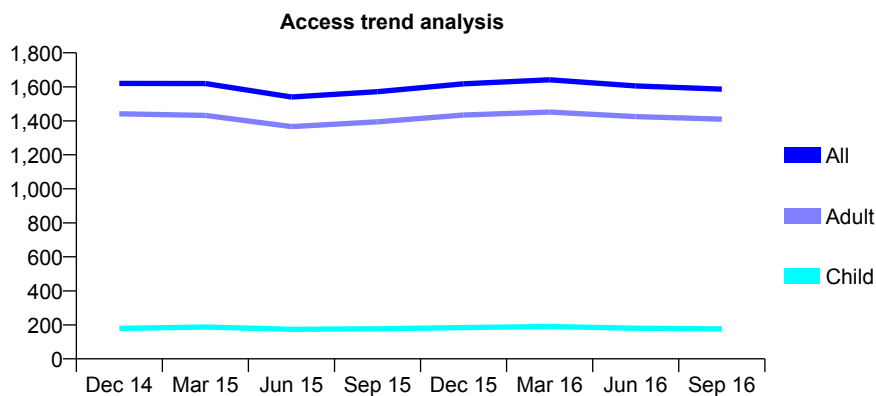
Q61 - Vital Signs At a Glance Contract Report for 841463/0001 - September 2016

Name or company name	MR H TOSI
Contract type name	GDS Contract
Purpose of contract	General
Contract start date	01/04/2006
Contract end date	

16/17 Contracted general activity (UDA)	3,786
Carry forward general activity (UDA)	0
16/17 Contracted orthodontic activity (UOA)	0
Carry forward orthodontic activity (UOA)	0
Baseline contract value	£191,693.86

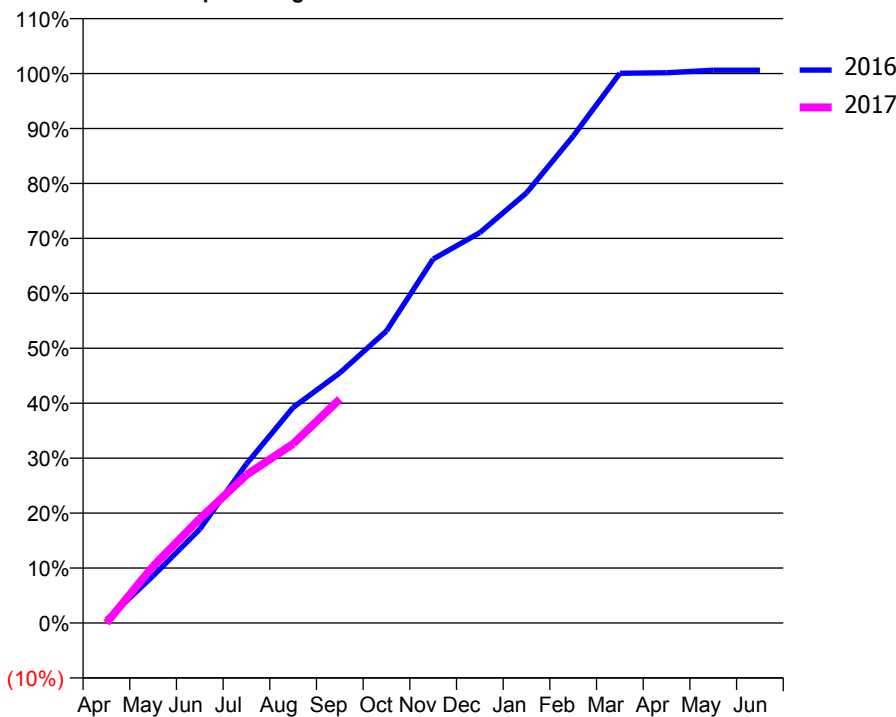
ACCESS*

Patients seen in 24 months	Total	Change since previous quarter
Quarter ending September 2015	1,571	
Quarter ending December 2015	1,618	↑
Quarter ending March 2016	1,641	→
Quarter ending June 2016	1,605	↓
Quarter ending September 2016	1,586	↓
Variance since September 2015	1.0%	→



ACTIVITY

Cumulative percentage of contracted UDA delivered 2016 & 2017



Adjusted Scheduled Activity (UDA)

Month	2016	2017
April	22	0
May	325	392
June	646	719
July	1,097	1,020
August	1,485	1,234
September	1,723	1,543
October	2,012	
November	2,508	
December	2,689	
January	2,964	
February	3,355	
March	3,788	
April	3,792	
May	3,809	
June	3,809	

QUALITY

	Quantity	Base Number	Contract	AT	Region	England
% of FP17s for the same patient ID Re-attending within 3 months - Children	7	74	9.5%	11.2%	11.8%	12.4%
% of FP17s for the same patient ID Re-attending within 3 months - Adults	49	513	9.6%	16.3%	17.1%	16.7%
% of FP17s for the same patient ID Re-attending between 3 & 9 months - Children	13	74	17.6%	41.5%	45.8%	57.4%
% of FP17s for the same patient ID Re-attending between 3 & 9 months - Adults	96	513	18.7%	35.0%	37.6%	50.5%
% of FP17s for Band 1 Urgent Courses	99	581	17.0%	10.8%	10.6%	9.1%
% of FP17s Relating to Free Repair or Replacements	0	581	0.0%	0.5%	0.6%	0.8%
% of FP17s Relating to Continuations	2	581	0.3%	0.9%	0.9%	1.3%
% of Patients satisfied with the dentistry they have received	2	2	N/A	89.2%	90.2%	93.2%
% of Patients satisfied with the time they had to wait for an appointment	1	2	N/A	81.5%	83.8%	89.0%

* This is based on patients treated on this contract for their most recent course of treatment. Figures in italics indicate the base number of FP17s or Patient Questionnaire responses are less than 100. N/A is shown where the base number of responses is less than 10 during the period. % is calculated as Quantity/Base number*100

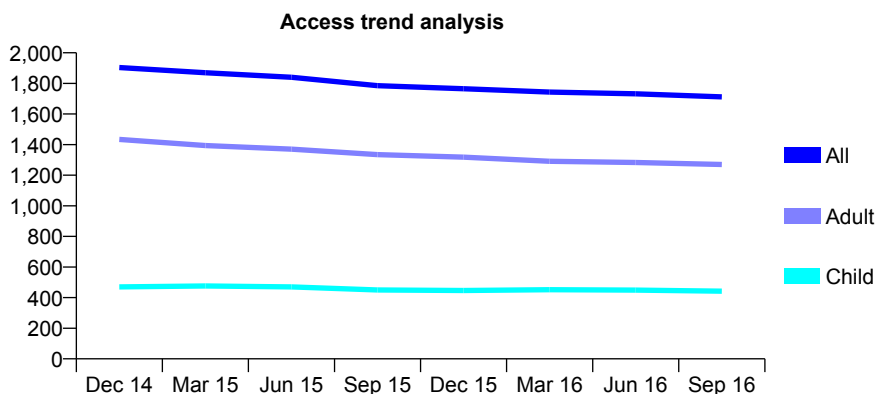
Q61 - Vital Signs At a Glance Contract Report for 842567/0001 - September 2016

Name or company name	MR P PATEL
Contract type name	GDS Contract
Purpose of contract	General
Contract start date	01/04/2006
Contract end date	

16/17 Contracted general activity (UDA)	10,481
Carry forward general activity (UDA)	-105
16/17 Contracted orthodontic activity (UOA)	0
Carry forward orthodontic activity (UOA)	0
Baseline contract value	£279,527.13

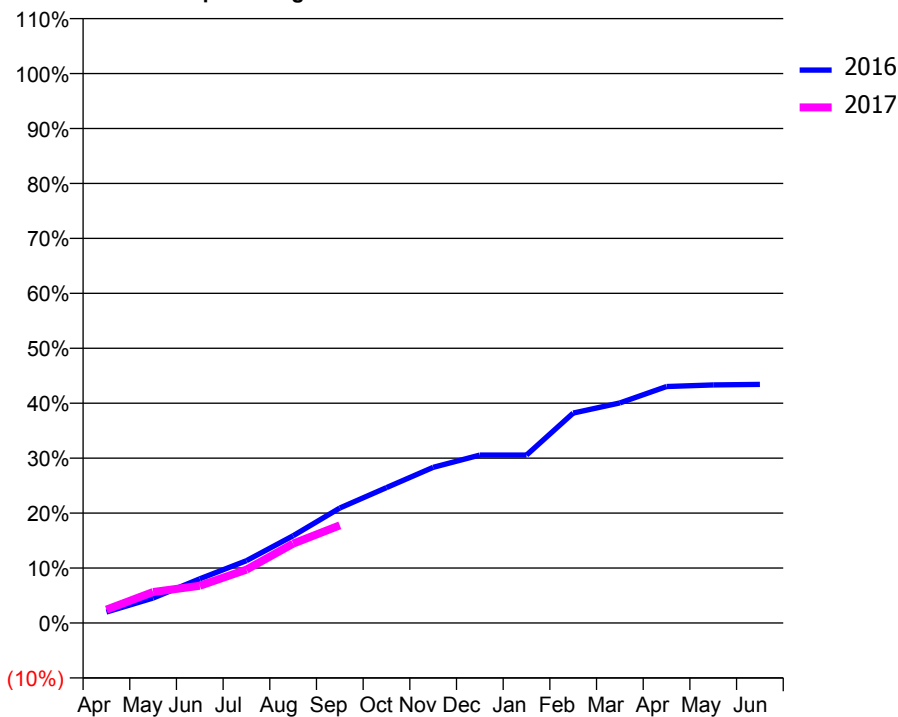
ACCESS*

Patients seen in 24 months	Total	Change since previous quarter
Quarter ending September 2015	1,785	
Quarter ending December 2015	1,765	↓
Quarter ending March 2016	1,743	↓
Quarter ending June 2016	1,732	→
Quarter ending September 2016	1,712	↓
Variance since September 2015	(4.1%)	↓



ACTIVITY

Cumulative percentage of contracted UDA delivered 2016 & 2017



Adjusted Scheduled Activity (UDA)

Month	2016	2017
April	209	256
May	476	591
June	844	710
July	1,189	1,019
August	1,664	1,515
September	2,193	1,863
October	2,582	
November	2,969	
December	3,205	
January	3,205	
February	4,004	
March	4,197	
April	4,512	
May	4,542	
June	4,552	

QUALITY

	Quantity	Base Number	Contract	AT	Region	England
% of FP17s for the same patient ID Re-attending within 3 months - Children	6	248	2.4%	11.2%	11.8%	12.4%
% of FP17s for the same patient ID Re-attending within 3 months - Adults	56	643	8.7%	16.3%	17.1%	16.7%
% of FP17s for the same patient ID Re-attending between 3 & 9 months - Children	109	248	44.0%	41.5%	45.8%	57.4%
% of FP17s for the same patient ID Re-attending between 3 & 9 months - Adults	259	643	40.3%	35.0%	37.6%	50.5%
% of FP17s for Band 1 Urgent Courses	36	725	5.0%	10.8%	10.6%	9.1%
% of FP17s Relating to Free Repair or Replacements	4	725	0.6%	0.5%	0.6%	0.8%
% of FP17s Relating to Continuations	2	725	0.3%	0.9%	0.9%	1.3%
% of Patients satisfied with the dentistry they have received	3	3	N/A	89.2%	90.2%	93.2%
% of Patients satisfied with the time they had to wait for an appointment	3	3	N/A	81.5%	83.8%	89.0%

* This is based on patients treated on this contract for their most recent course of treatment. Figures in italics indicate the base number of FP17s or Patient Questionnaire responses are less than 100. N/A is shown where the base number of responses is less than 10 during the period. % is calculated as Quantity/Base number*100

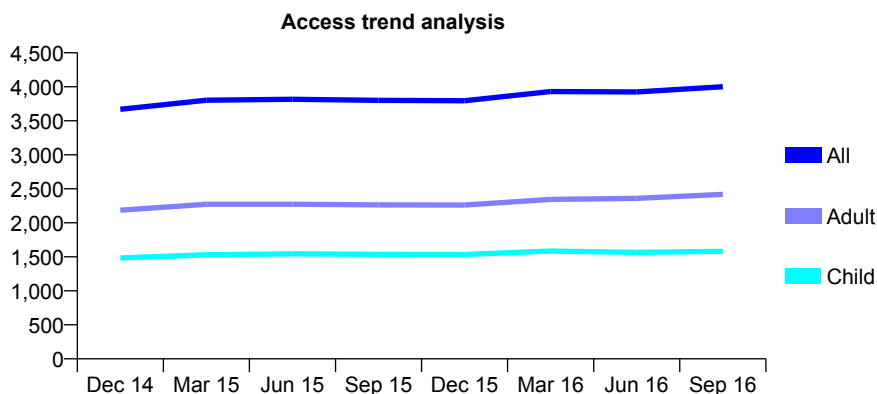
Q61 - Vital Signs At a Glance Contract Report for 842605/0001 - September 2016

Name or company name	MR GS UBHI
Contract type name	GDS Contract
Purpose of contract	General
Contract start date	01/04/2006
Contract end date	

16/17 Contracted general activity (UDA)	12,053
Carry forward general activity (UDA)	-241
16/17 Contracted orthodontic activity (UOA)	0
Carry forward orthodontic activity (UOA)	0
Baseline contract value	£352,132.02

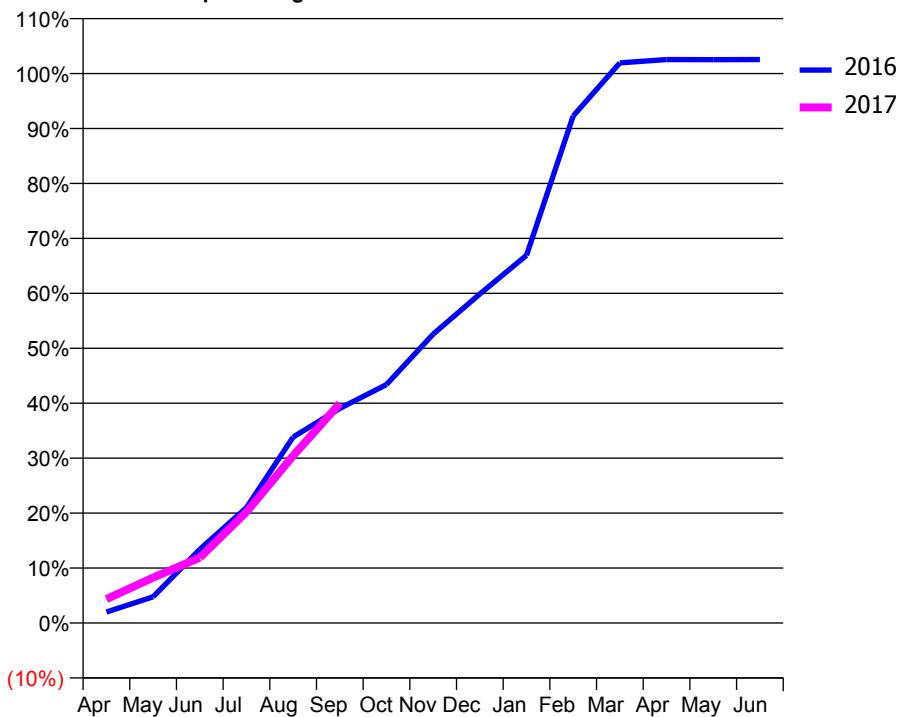
ACCESS*

Patients seen in 24 months	Total	Change since previous quarter
Quarter ending September 2015	3,800	
Quarter ending December 2015	3,796	→
Quarter ending March 2016	3,930	↑
Quarter ending June 2016	3,925	→
Quarter ending September 2016	4,001	→
Variance since September 2015	5.3%	↑



ACTIVITY

Cumulative percentage of contracted UDA delivered 2016 & 2017



Month	Adjusted Scheduled Activity (UDA)	
	2016	2017
April	241	525
May	576	997
June	1,615	1,436
July	2,531	2,434
August	4,079	3,670
September	4,708	4,815
October	5,232	
November	6,336	
December	7,218	
January	8,067	
February	11,122	
March	12,285	
April	12,358	
May	12,358	
June	12,359	

QUALITY

	Quantity	Base Number	Contract	AT	Region	England
% of FP17s for the same patient ID Re-attending within 3 months - Children	53	731	7.3%	11.2%	11.8%	12.4%
% of FP17s for the same patient ID Re-attending within 3 months - Adults	75	952	7.9%	16.3%	17.1%	16.7%
% of FP17s for the same patient ID Re-attending between 3 & 9 months - Children	260	731	35.6%	41.5%	45.8%	57.4%
% of FP17s for the same patient ID Re-attending between 3 & 9 months - Adults	265	952	27.8%	35.0%	37.6%	50.5%
% of FP17s for Band 1 Urgent Courses	142	1,273	11.2%	10.8%	10.6%	9.1%
% of FP17s Relating to Free Repair or Replacements	4	1,273	0.3%	0.5%	0.6%	0.8%
% of FP17s Relating to Continuations	5	1,273	0.4%	0.9%	0.9%	1.3%
% of Patients satisfied with the dentistry they have received	0	0	N/A	89.2%	90.2%	93.2%
% of Patients satisfied with the time they had to wait for an appointment	0	0	N/A	81.5%	83.8%	89.0%

* This is based on patients treated on this contract for their most recent course of treatment. Figures in italics indicate the base number of FP17s or Patient Questionnaire responses are less than 100. N/A is shown where the base number of responses is less than 10 during the period. % is calculated as Quantity/Base number*100

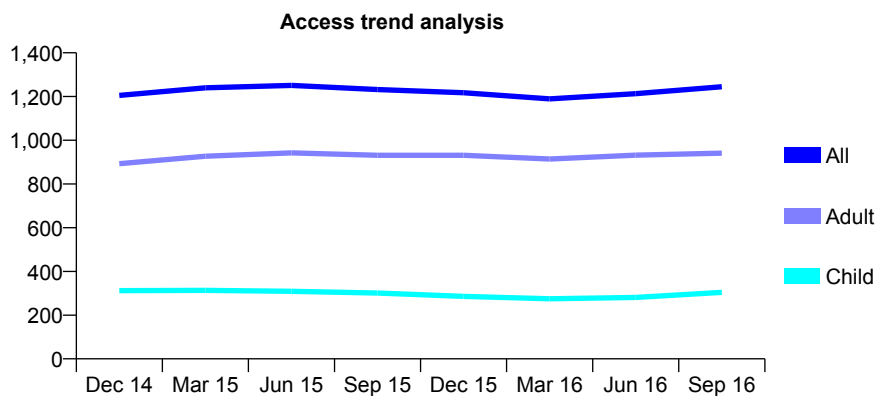
Q61 - Vital Signs At a Glance Contract Report for 843148/0002 - September 2016

Name or company name	MR SR MANAFI
Contract type name	GDS Contract
Purpose of contract	General
Contract start date	01/04/2006
Contract end date	

16/17 Contracted general activity (UDA)	4,613
Carry forward general activity (UDA)	-49
16/17 Contracted orthodontic activity (UOA)	0
Carry forward orthodontic activity (UOA)	0
Baseline contract value	£154,451.90

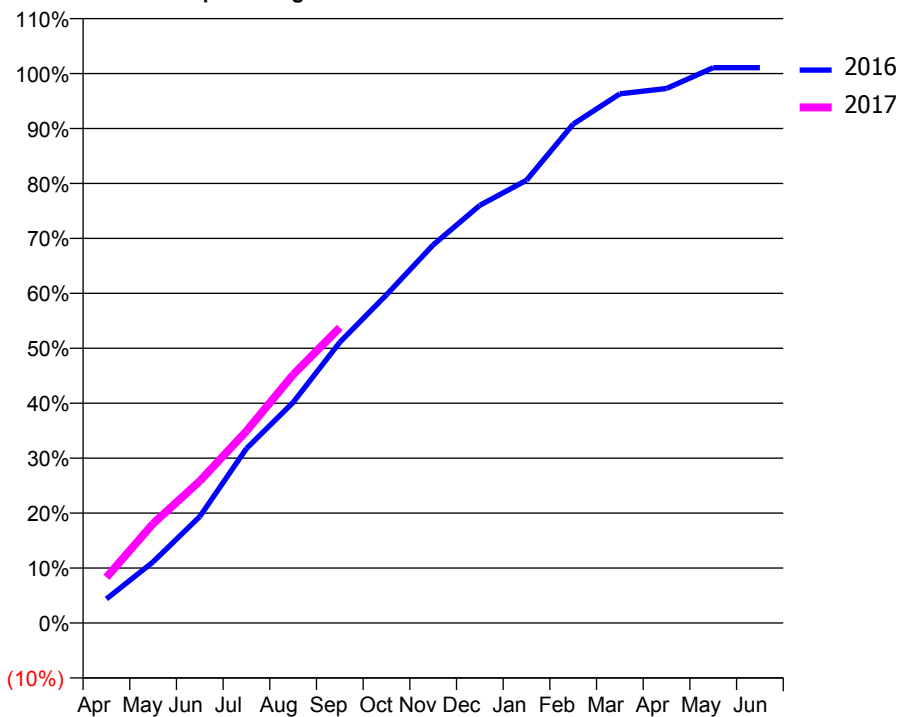
ACCESS*

Patients seen in 24 months	Total	Change since previous quarter
Quarter ending September 2015	1,232	
Quarter ending December 2015	1,217	↓
Quarter ending March 2016	1,189	↓
Quarter ending June 2016	1,213	↑
Quarter ending September 2016	1,245	↑
Variance since September 2015	1.1%	→



ACTIVITY

Cumulative percentage of contracted UDA delivered 2016 & 2017



Month	Adjusted Scheduled Activity (UDA)	
	2016	2017
April	202	383
May	513	834
June	894	1,192
July	1,465	1,611
August	1,852	2,084
September	2,357	2,480
October	2,755	
November	3,174	
December	3,507	
January	3,717	
February	4,188	
March	4,443	
April	4,487	
May	4,662	
June	4,662	

QUALITY

	Quantity	Base Number	Contract	AT	Region	England
% of FP17s for the same patient ID Re-attending within 3 months - Children	20	204	9.8%	11.2%	11.8%	12.4%
% of FP17s for the same patient ID Re-attending within 3 months - Adults	63	502	12.5%	16.3%	17.1%	16.7%
% of FP17s for the same patient ID Re-attending between 3 & 9 months - Children	95	204	46.6%	41.5%	45.8%	57.4%
% of FP17s for the same patient ID Re-attending between 3 & 9 months - Adults	164	502	32.7%	35.0%	37.6%	50.5%
% of FP17s for Band 1 Urgent Courses	93	640	14.5%	10.8%	10.6%	9.1%
% of FP17s Relating to Free Repair or Replacements	2	640	0.3%	0.5%	0.6%	0.8%
% of FP17s Relating to Continuations	1	640	0.2%	0.9%	0.9%	1.3%
% of Patients satisfied with the dentistry they have received	0	1	N/A	89.2%	90.2%	93.2%
% of Patients satisfied with the time they had to wait for an appointment	0	1	N/A	81.5%	83.8%	89.0%

* This is based on patients treated on this contract for their most recent course of treatment. Figures in italics indicate the base number of FP17s or Patient Questionnaire responses are less than 100. N/A is shown where the base number of responses is less than 10 during the period. % is calculated as Quantity/Base number*100

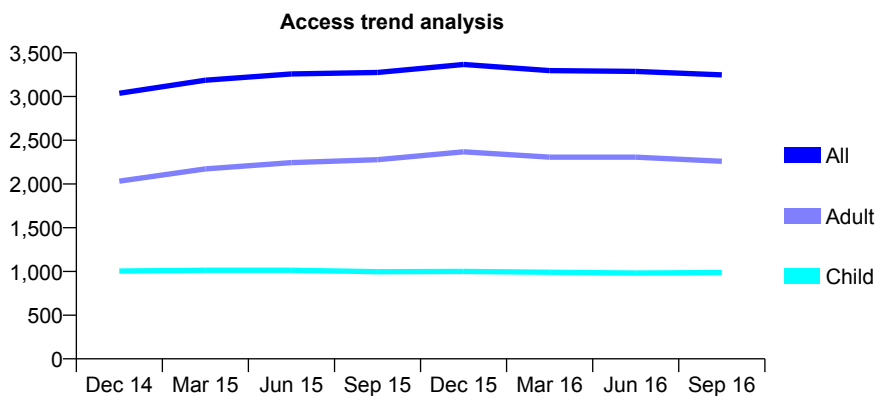
Q61 - Vital Signs At a Glance Contract Report for 843148/0003 - September 2016

Name or company name	MR SR MANAFI
Contract type name	GDS Contract
Purpose of contract	General
Contract start date	01/04/2006
Contract end date	

16/17 Contracted general activity (UDA)	9,676
Carry forward general activity (UDA)	44
16/17 Contracted orthodontic activity (UOA)	0
Carry forward orthodontic activity (UOA)	0
Baseline contract value	£320,465.76

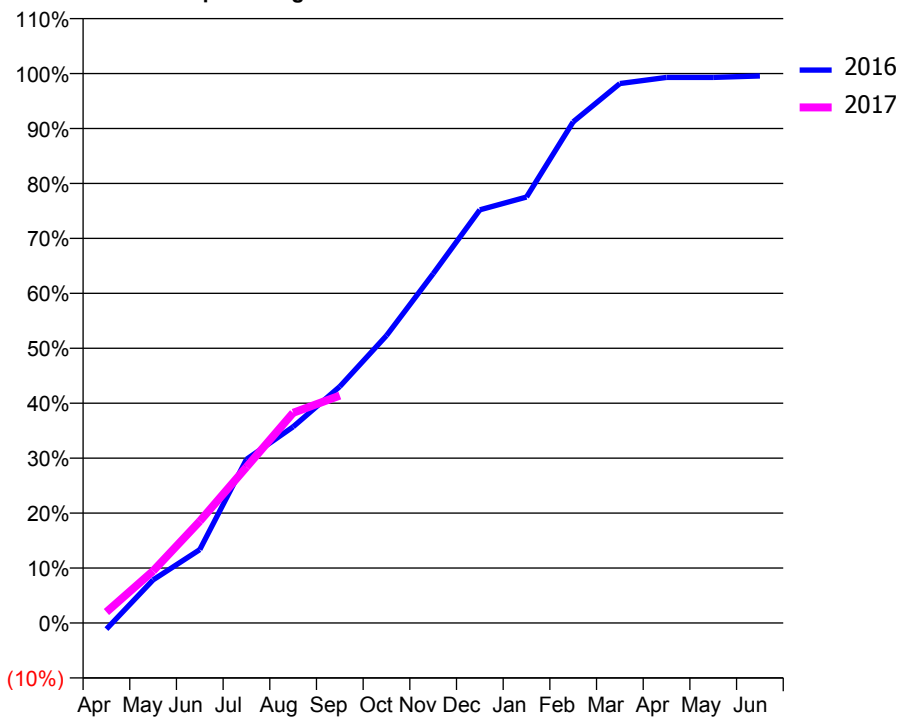
ACCESS*

Patients seen in 24 months	Total	Change since previous quarter
Quarter ending September 2015	3,275	
Quarter ending December 2015	3,367	↑
Quarter ending March 2016	3,297	↓
Quarter ending June 2016	3,288	→
Quarter ending September 2016	3,248	↓
Variance since September 2015	(0.8%)	→



ACTIVITY

Cumulative percentage of contracted UDA delivered 2016 & 2017



Month	Adjusted Scheduled Activity (UDA)	
	2016	2017
April	-109	194
May	759	917
June	1,294	1,793
July	2,883	2,747
August	3,454	3,702
September	4,165	4,004
October	5,061	
November	6,151	
December	7,276	
January	7,501	
February	8,826	
March	9,499	
April	9,607	
May	9,607	
June	9,632	

QUALITY

	Quantity	Base Number	Contract	AT	Region	England
% of FP17s for the same patient ID Re-attending within 3 months - Children	21	408	5.1%	11.2%	11.8%	12.4%
% of FP17s for the same patient ID Re-attending within 3 months - Adults	117	902	13.0%	16.3%	17.1%	16.7%
% of FP17s for the same patient ID Re-attending between 3 & 9 months - Children	106	408	26.0%	41.5%	45.8%	57.4%
% of FP17s for the same patient ID Re-attending between 3 & 9 months - Adults	229	902	25.4%	35.0%	37.6%	50.5%
% of FP17s for Band 1 Urgent Courses	201	1,263	15.9%	10.8%	10.6%	9.1%
% of FP17s Relating to Free Repair or Replacements	1	1,263	0.1%	0.5%	0.6%	0.8%
% of FP17s Relating to Continuations	7	1,263	0.6%	0.9%	0.9%	1.3%
% of Patients satisfied with the dentistry they have received	0	1	N/A	89.2%	90.2%	93.2%
% of Patients satisfied with the time they had to wait for an appointment	1	1	N/A	81.5%	83.8%	89.0%

* This is based on patients treated on this contract for their most recent course of treatment. Figures in italics indicate the base number of FP17s or Patient Questionnaire responses are less than 100. N/A is shown where the base number of responses is less than 10 during the period. % is calculated as Quantity/Base number*100

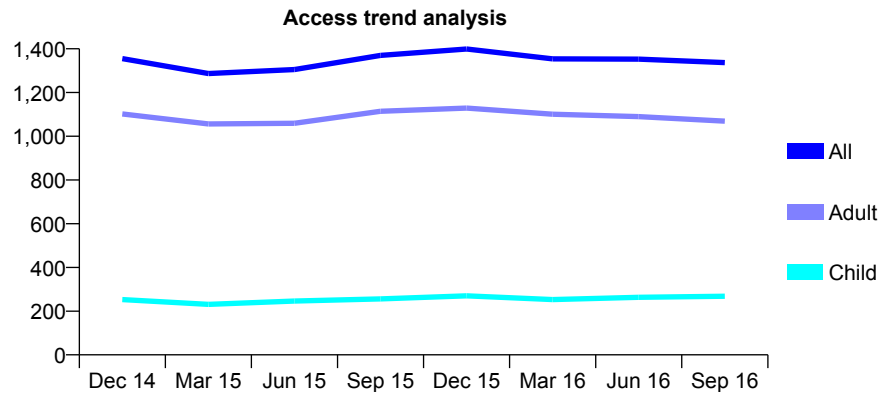
Q61 - Vital Signs At a Glance Contract Report for 843253/0001 - September 2016

Name or company name	MS AL DOBRE
Contract type name	GDS Contract
Purpose of contract	General
Contract start date	01/04/2006
Contract end date	

16/17 Contracted general activity (UDA)	3,786
Carry forward general activity (UDA)	0
16/17 Contracted orthodontic activity (UOA)	0
Carry forward orthodontic activity (UOA)	0
Baseline contract value	£192,096.41

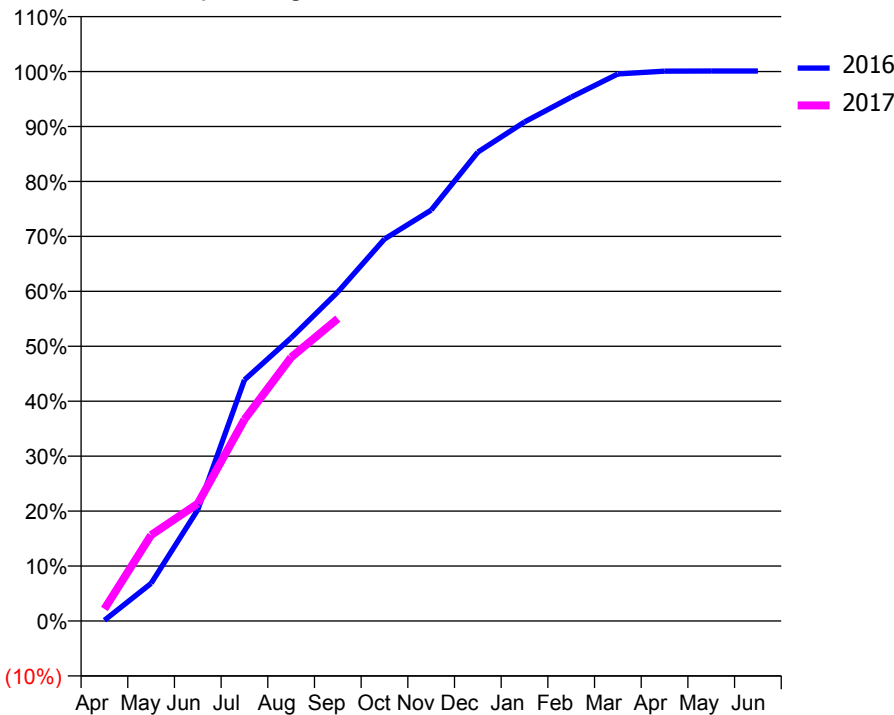
ACCESS*

Patients seen in 24 months	Total	Change since previous quarter
Quarter ending September 2015	1,370	
Quarter ending December 2015	1,399	↑
Quarter ending March 2016	1,354	↓
Quarter ending June 2016	1,353	→
Quarter ending September 2016	1,337	↓
Variance since September 2015	(2.4%)	↓



ACTIVITY

Cumulative percentage of contracted UDA delivered 2016 & 2017



Month	Adjusted Scheduled Activity (UDA)	
	2016	2017
April	5	83
May	259	592
June	767	809
July	1,661	1,388
August	1,951	1,816
September	2,267	2,083
October	2,631	
November	2,831	
December	3,231	
January	3,438	
February	3,609	
March	3,769	
April	3,788	
May	3,789	
June	3,789	

QUALITY

	Quantity	Base Number	Contract	AT	Region	England
% of FP17s for the same patient ID Re-attending within 3 months - Children	14	162	8.6%	11.2%	11.8%	12.4%
% of FP17s for the same patient ID Re-attending within 3 months - Adults	39	489	8.0%	16.3%	17.1%	16.7%
% of FP17s for the same patient ID Re-attending between 3 & 9 months - Children	28	162	17.3%	41.5%	45.8%	57.4%
% of FP17s for the same patient ID Re-attending between 3 & 9 months - Adults	93	489	19.0%	35.0%	37.6%	50.5%
% of FP17s for Band 1 Urgent Courses	67	646	10.4%	10.8%	10.6%	9.1%
% of FP17s Relating to Free Repair or Replacements	1	646	0.2%	0.5%	0.6%	0.8%
% of FP17s Relating to Continuations	4	646	0.6%	0.9%	0.9%	1.3%
% of Patients satisfied with the dentistry they have received	1	1	N/A	89.2%	90.2%	93.2%
% of Patients satisfied with the time they had to wait for an appointment	1	1	N/A	81.5%	83.8%	89.0%

* This is based on patients treated on this contract for their most recent course of treatment. Figures in italics indicate the base number of FP17s or Patient Questionnaire responses are less than 100. N/A is shown where the base number of responses is less than 10 during the period. % is calculated as Quantity/Base number*100

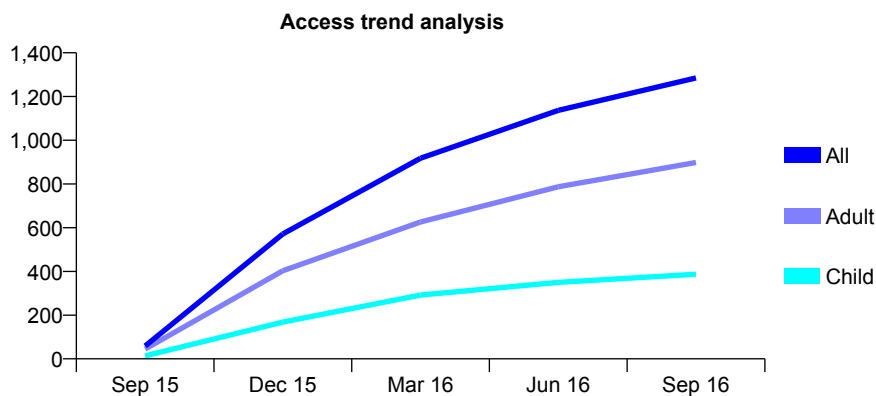
Q61 - Vital Signs At a Glance Contract Report for 845531/0001 - September 2016

Name or company name	MR J SHAH
Contract type name	GDS Contract
Purpose of contract	General
Contract start date	01/09/2015
Contract end date	

16/17 Contracted general activity (UDA)	7,427
Carry forward general activity (UDA)	-99
16/17 Contracted orthodontic activity (UOA)	0
Carry forward orthodontic activity (UOA)	0
Baseline contract value	£215,257.73

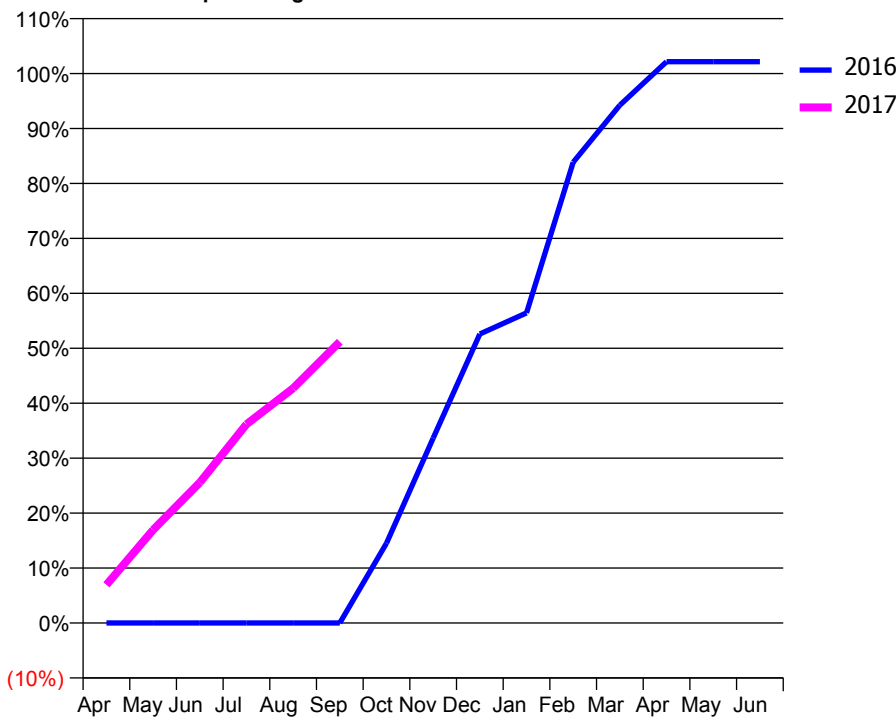
ACCESS*

Patients seen in 24 months	Total	Change since previous quarter
Quarter ending September 2015	59	
Quarter ending December 2015	571	↑
Quarter ending March 2016	918	↑
Quarter ending June 2016	1,137	↑
Quarter ending September 2016	1,285	↑
Variance since September 2015	2078.0%	↑



ACTIVITY

Cumulative percentage of contracted UDA delivered 2016 & 2017



Month	Adjusted Scheduled Activity (UDA)	
	2016	2017
April	0	516
May	0	1,260
June	0	1,898
July	0	2,686
August	0	3,172
September	0	3,801
October	629	
November	1,457	
December	2,277	
January	2,444	
February	3,630	
March	4,081	
April	4,423	
May	4,423	
June	4,423	

QUALITY

	Quantity	Base Number	Contract	AT	Region	England
% of FP17s for the same patient ID Re-attending within 3 months - Children	22	315	7.0%	11.2%	11.8%	12.4%
% of FP17s for the same patient ID Re-attending within 3 months - Adults	139	643	21.6%	16.3%	17.1%	16.7%
% of FP17s for the same patient ID Re-attending between 3 & 9 months - Children	150	315	47.6%	41.5%	45.8%	57.4%
% of FP17s for the same patient ID Re-attending between 3 & 9 months - Adults	190	643	29.5%	35.0%	37.6%	50.5%
% of FP17s for Band 1 Urgent Courses	92	879	10.5%	10.8%	10.6%	9.1%
% of FP17s Relating to Free Repair or Replacements	0	879	0.0%	0.5%	0.6%	0.8%
% of FP17s Relating to Continuations	15	879	1.7%	0.9%	0.9%	1.3%
% of Patients satisfied with the dentistry they have received	0	0	N/A	89.2%	90.2%	93.2%
% of Patients satisfied with the time they had to wait for an appointment	0	0	N/A	81.5%	83.8%	89.0%

* This is based on patients treated on this contract for their most recent course of treatment. Figures in italics indicate the base number of FP17s or Patient Questionnaire responses are less than 100. N/A is shown where the base number of responses is less than 10 during the period. % is calculated as Quantity/Base number*100

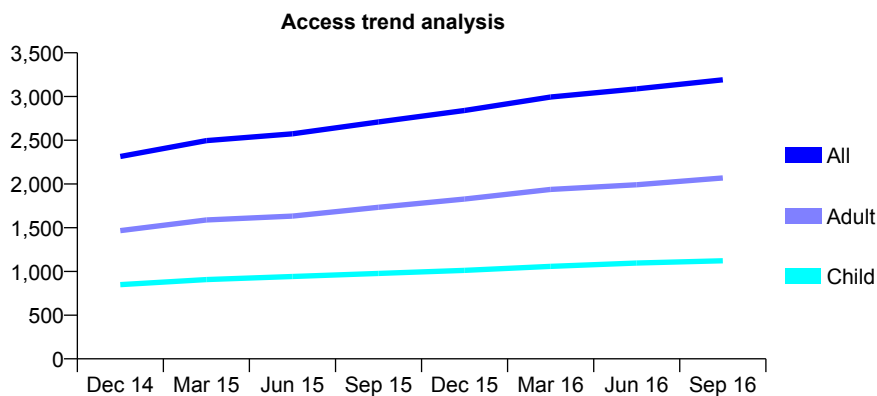
Q61 - Vital Signs At a Glance Contract Report for 847283/0001 - September 2016

Name or company name	MR SK MALIK
Contract type name	GDS Contract
Purpose of contract	General
Contract start date	01/04/2006
Contract end date	

16/17 Contracted general activity (UDA)	5,694
Carry forward general activity (UDA)	134
16/17 Contracted orthodontic activity (UOA)	0
Carry forward orthodontic activity (UOA)	0
Baseline contract value	£147,589.58

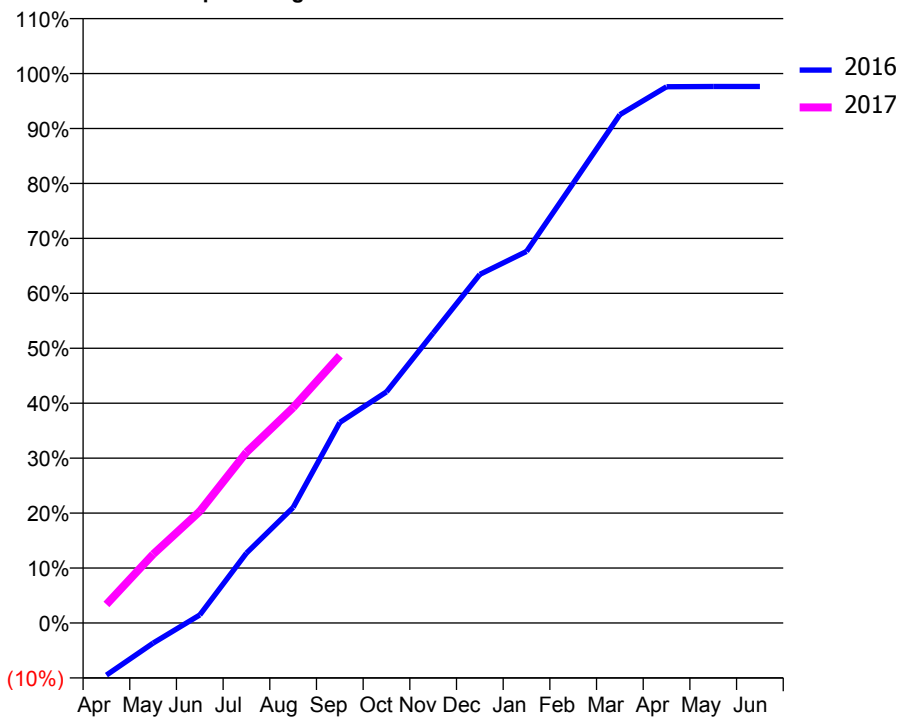
ACCESS*

Patients seen in 24 months	Total	Change since previous quarter
Quarter ending September 2015	2,710	
Quarter ending December 2015	2,840	↑
Quarter ending March 2016	2,995	↑
Quarter ending June 2016	3,087	↑
Quarter ending September 2016	3,191	↑
Variance since September 2015	17.7%	↑



ACTIVITY

Cumulative percentage of contracted UDA delivered 2016 & 2017



Adjusted Scheduled Activity (UDA)

Month	2016	2017
April	-542	193
May	-210	712
June	83	1,158
July	724	1,770
August	1,197	2,232
September	2,079	2,770
October	2,395	
November	3,004	
December	3,613	
January	3,850	
February	4,556	
March	5,269	
April	5,557	
May	5,560	
June	5,560	

QUALITY

	Quantity	Base Number	Contract	AT	Region	England
% of FP17s for the same patient ID Re-attending within 3 months - Children	75	768	9.8%	11.2%	11.8%	12.4%
% of FP17s for the same patient ID Re-attending within 3 months - Adults	132	1,144	11.5%	16.3%	17.1%	16.7%
% of FP17s for the same patient ID Re-attending between 3 & 9 months - Children	353	768	46.0%	41.5%	45.8%	57.4%
% of FP17s for the same patient ID Re-attending between 3 & 9 months - Adults	474	1,144	41.4%	35.0%	37.6%	50.5%
% of FP17s for Band 1 Urgent Courses	129	1,359	9.5%	10.8%	10.6%	9.1%
% of FP17s Relating to Free Repair or Replacements	1	1,359	0.1%	0.5%	0.6%	0.8%
% of FP17s Relating to Continuations	7	1,359	0.5%	0.9%	0.9%	1.3%
% of Patients satisfied with the dentistry they have received	5	6	N/A	89.2%	90.2%	93.2%
% of Patients satisfied with the time they had to wait for an appointment	3	6	N/A	81.5%	83.8%	89.0%

* This is based on patients treated on this contract for their most recent course of treatment. Figures in italics indicate the base number of FP17s or Patient Questionnaire responses are less than 100. N/A is shown where the base number of responses is less than 10 during the period. % is calculated as Quantity/Base number*100

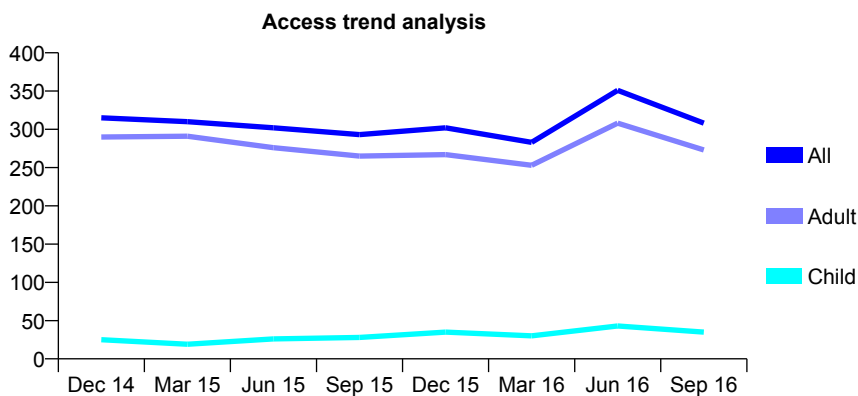
Q61 - Vital Signs At a Glance Contract Report for 847283/0002 - September 2016

Name or company name	MR SK MALIK
Contract type name	PDS Contract
Purpose of contract	General
Contract start date	01/04/2012
Contract end date	31/03/2022

16/17 Contracted general activity (UDA)	612
Carry forward general activity (UDA)	0
16/17 Contracted orthodontic activity (UOA)	0
Carry forward orthodontic activity (UOA)	0
Baseline contract value	£31,129.72

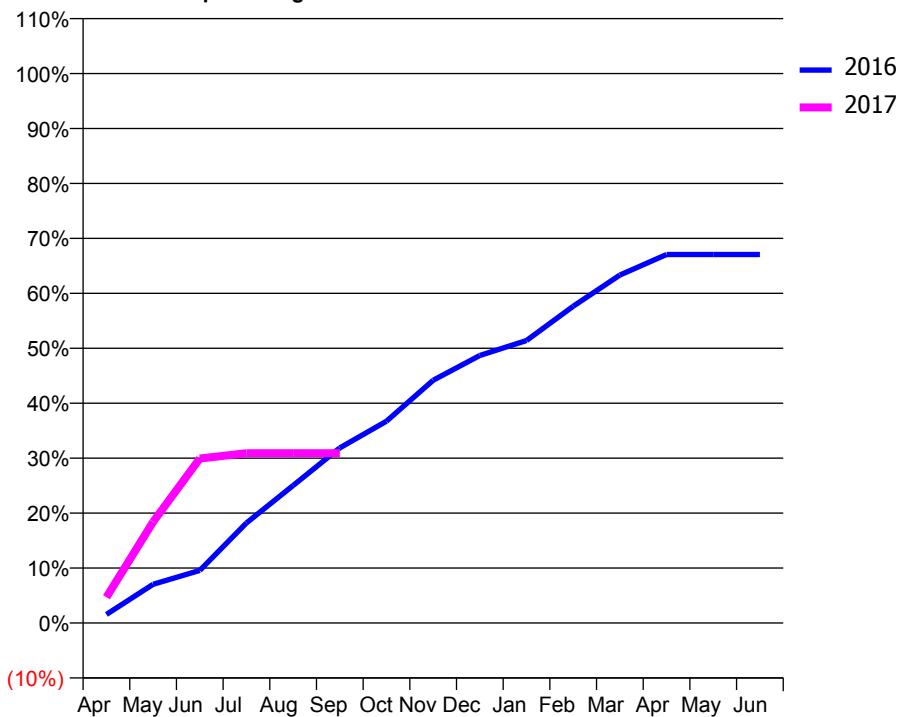
ACCESS*

Patients seen in 24 months	Total	Change since previous quarter
Quarter ending September 2015	293	
Quarter ending December 2015	302	↑
Quarter ending March 2016	283	↓
Quarter ending June 2016	351	↑
Quarter ending September 2016	308	↓
Variance since September 2015	5.1%	↑



ACTIVITY

Cumulative percentage of contracted UDA delivered 2016 & 2017



Adjusted Scheduled Activity (UDA)

Month	2016	2017
April	10	29
May	43	113
June	59	183
July	111	189
August	153	189
September	195	189
October	225	
November	270	
December	298	
January	315	
February	353	
March	388	
April	410	
May	410	
June	410	

QUALITY

	Quantity	Base Number	Contract	AT	Region	England
% of FP17s for the same patient ID Re-attending within 3 months - Children	0	21	0.0%	11.2%	11.8%	12.4%
% of FP17s for the same patient ID Re-attending within 3 months - Adults	2	155	1.3%	16.3%	17.1%	16.7%
% of FP17s for the same patient ID Re-attending between 3 & 9 months - Children	0	21	0.0%	41.5%	45.8%	57.4%
% of FP17s for the same patient ID Re-attending between 3 & 9 months - Adults	0	155	0.0%	35.0%	37.6%	50.5%
% of FP17s for Band 1 Urgent Courses	156	158	98.7%	10.8%	10.6%	9.1%
% of FP17s Relating to Free Repair or Replacements	0	158	0.0%	0.5%	0.6%	0.8%
% of FP17s Relating to Continuations	0	158	0.0%	0.9%	0.9%	1.3%
% of Patients satisfied with the dentistry they have received	0	0	N/A	89.2%	90.2%	93.2%
% of Patients satisfied with the time they had to wait for an appointment	0	0	N/A	81.5%	83.8%	89.0%

* This is based on patients treated on this contract for their most recent course of treatment. Figures in italics indicate the base number of FP17s or Patient Questionnaire responses are less than 100. N/A is shown where the base number of responses is less than 10 during the period. % is calculated as Quantity/Base number*100

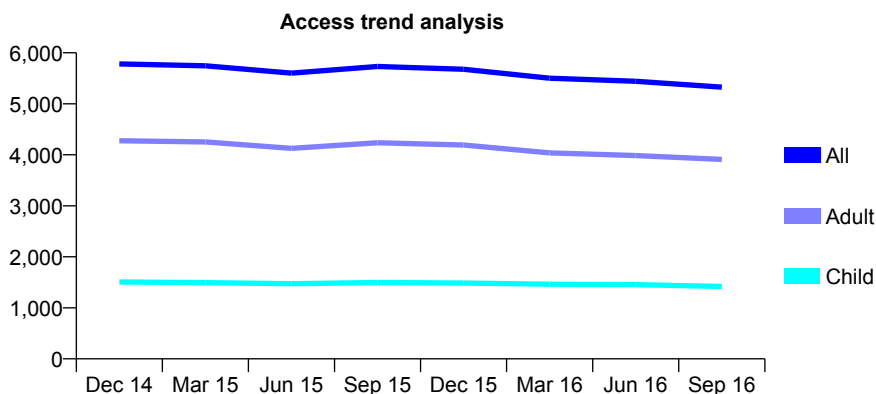
Q61 - Vital Signs At a Glance Contract Report for 853933/0001 - September 2016

Name or company name	MR M HASHEMI KHATOUN ABADI
Contract type name	PDS Contract
Purpose of contract	General
Contract start date	01/04/2006
Contract end date	

16/17 Contracted general activity (UDA)	12,854
Carry forward general activity (UDA)	0
16/17 Contracted orthodontic activity (UOA)	0
Carry forward orthodontic activity (UOA)	0
Baseline contract value	£356,906.19

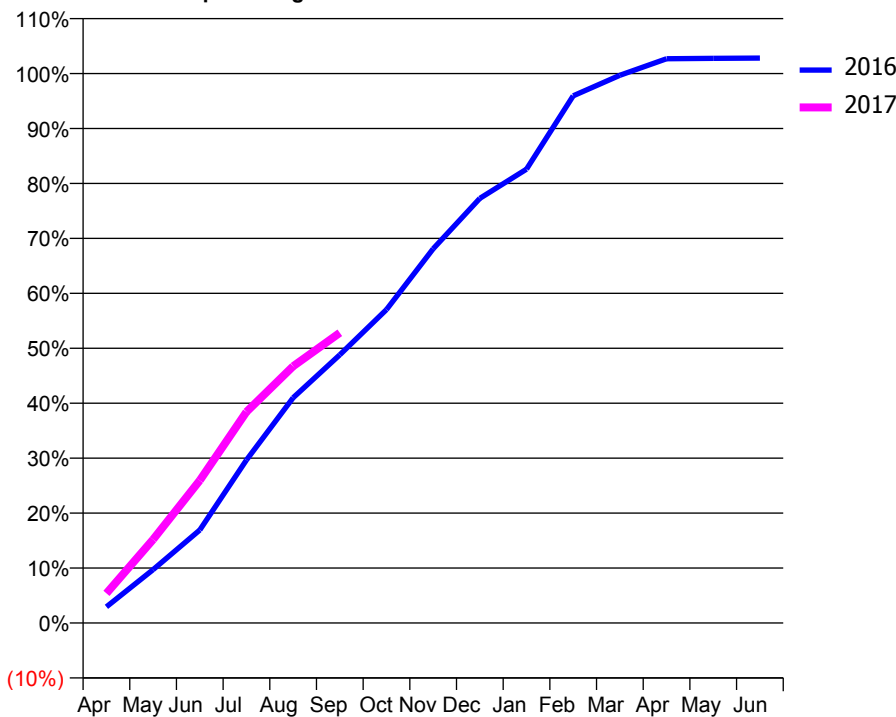
ACCESS*

Patients seen in 24 months	Total	Change since previous quarter
Quarter ending September 2015	5,733	
Quarter ending December 2015	5,676	→
Quarter ending March 2016	5,503	↓
Quarter ending June 2016	5,441	↓
Quarter ending September 2016	5,327	↓
Variance since September 2015	(7.1%)	↓



ACTIVITY

Cumulative percentage of contracted UDA delivered 2016 & 2017



Month	Adjusted Scheduled Activity (UDA)	
	2016	2017
April	379	695
May	1,249	1,954
June	2,176	3,336
July	3,812	4,939
August	5,269	6,006
September	6,274	6,789
October	7,332	
November	8,754	
December	9,933	
January	10,615	
February	12,331	
March	12,813	
April	13,199	
May	13,209	
June	13,215	

QUALITY

	Quantity	Base Number	Contract	AT	Region	England
% of FP17s for the same patient ID Re-attending within 3 months - Children	68	881	7.7%	11.2%	11.8%	12.4%
% of FP17s for the same patient ID Re-attending within 3 months - Adults	391	2,484	15.7%	16.3%	17.1%	16.7%
% of FP17s for the same patient ID Re-attending between 3 & 9 months - Children	363	881	41.2%	41.5%	45.8%	57.4%
% of FP17s for the same patient ID Re-attending between 3 & 9 months - Adults	1,029	2,484	41.4%	35.0%	37.6%	50.5%
% of FP17s for Band 1 Urgent Courses	316	3,177	9.9%	10.8%	10.6%	9.1%
% of FP17s Relating to Free Repair or Replacements	118	3,177	3.7%	0.5%	0.6%	0.8%
% of FP17s Relating to Continuations	40	3,177	1.3%	0.9%	0.9%	1.3%
% of Patients satisfied with the dentistry they have received	2	3	N/A	89.2%	90.2%	93.2%
% of Patients satisfied with the time they had to wait for an appointment	3	3	N/A	81.5%	83.8%	89.0%

* This is based on patients treated on this contract for their most recent course of treatment. Figures in italics indicate the base number of FP17s or Patient Questionnaire responses are less than 100. N/A is shown where the base number of responses is less than 10 during the period. % is calculated as Quantity/Base number*100

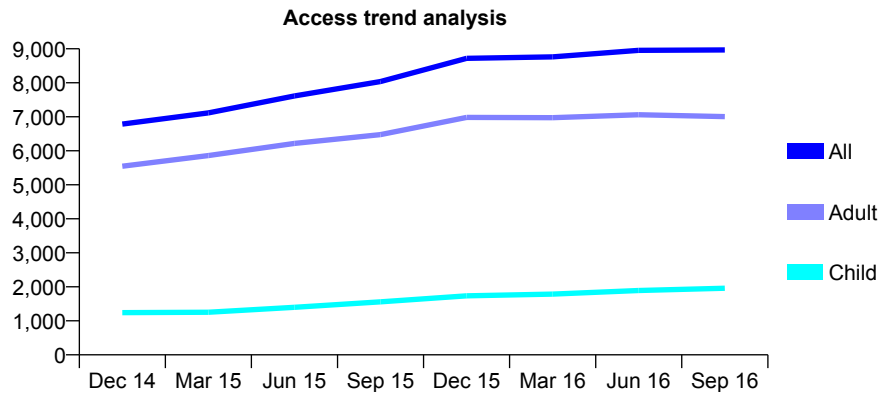
Q61 - Vital Signs At a Glance Contract Report for 85510/0001 - September 2016

Name or company name	MR MR MANBAJOOD
Contract type name	GDS Contract
Purpose of contract	General
Contract start date	01/04/2006
Contract end date	

16/17 Contracted general activity (UDA)	23,411
Carry forward general activity (UDA)	-249
16/17 Contracted orthodontic activity (UOA)	0
Carry forward orthodontic activity (UOA)	0
Baseline contract value	£755,641.24

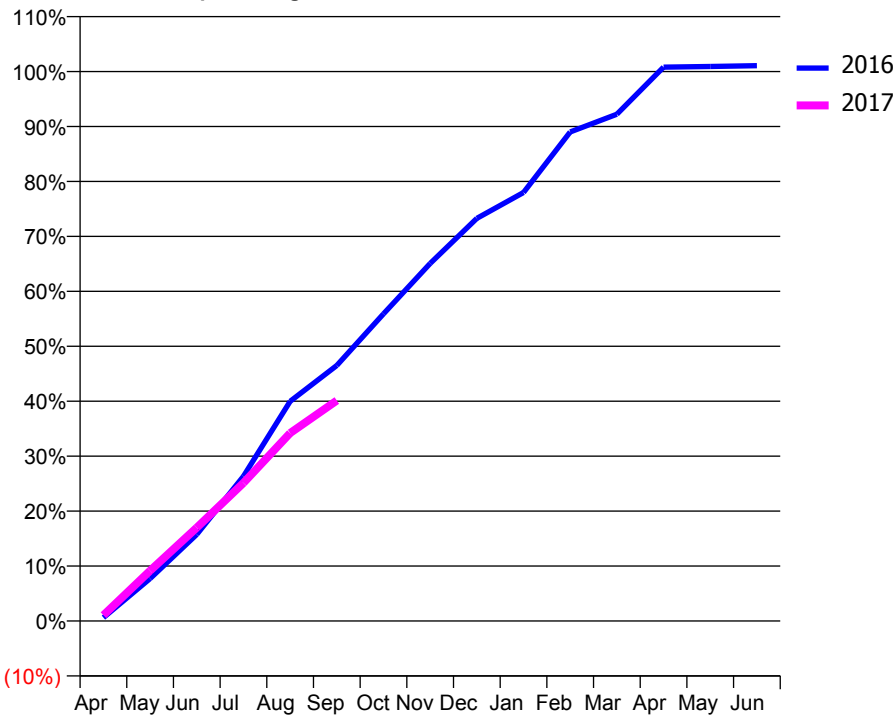
ACCESS*

Patients seen in 24 months	Total	Change since previous quarter
Quarter ending September 2015	8,037	
Quarter ending December 2015	8,719	↑
Quarter ending March 2016	8,761	→
Quarter ending June 2016	8,954	↑
Quarter ending September 2016	8,965	→
Variance since September 2015	11.5%	↑



ACTIVITY

Cumulative percentage of contracted UDA delivered 2016 & 2017



Month	Adjusted Scheduled Activity (UDA)	
	2016	2017
April	143	249
May	1,809	2,145
June	3,690	3,981
July	6,168	5,884
August	9,357	8,006
September	10,891	9,391
October	13,088	
November	15,233	
December	17,154	
January	18,257	
February	20,838	
March	21,592	
April	23,596	
May	23,623	
June	23,660	

QUALITY

	Quantity	Base Number	Contract	AT	Region	England
% of FP17s for the same patient ID Re-attending within 3 months - Children	46	938	4.9%	11.2%	11.8%	12.4%
% of FP17s for the same patient ID Re-attending within 3 months - Adults	218	2,774	7.9%	16.3%	17.1%	16.7%
% of FP17s for the same patient ID Re-attending between 3 & 9 months - Children	223	938	23.8%	41.5%	45.8%	57.4%
% of FP17s for the same patient ID Re-attending between 3 & 9 months - Adults	502	2,774	18.1%	35.0%	37.6%	50.5%
% of FP17s for Band 1 Urgent Courses	261	3,046	8.6%	10.8%	10.6%	9.1%
% of FP17s Relating to Free Repair or Replacements	9	3,046	0.3%	0.5%	0.6%	0.8%
% of FP17s Relating to Continuations	35	3,046	1.1%	0.9%	0.9%	1.3%
% of Patients satisfied with the dentistry they have received	0	0	N/A	89.2%	90.2%	93.2%
% of Patients satisfied with the time they had to wait for an appointment	0	0	N/A	81.5%	83.8%	89.0%

* This is based on patients treated on this contract for their most recent course of treatment. Figures in italics indicate the base number of FP17s or Patient Questionnaire responses are less than 100. N/A is shown where the base number of responses is less than 10 during the period. % is calculated as Quantity/Base number*100

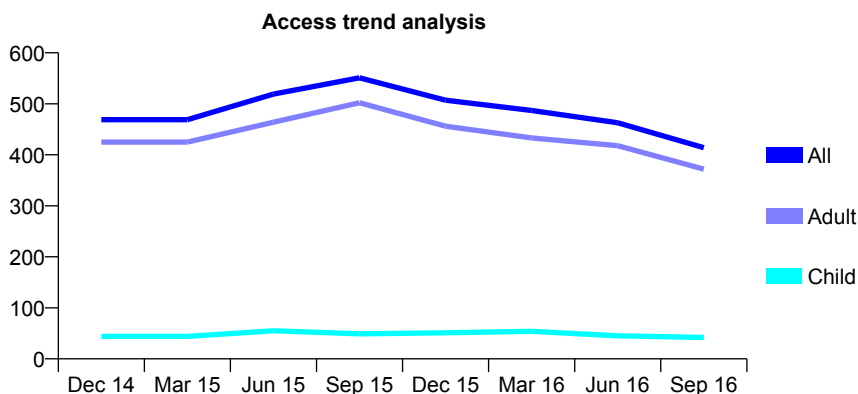
Q61 - Vital Signs At a Glance Contract Report for 85510/0003 - September 2016

Name or company name	MR MR MANBAJOOD
Contract type name	PDS Contract
Purpose of contract	General
Contract start date	01/04/2012
Contract end date	

16/17 Contracted general activity (UDA)	2,391
Carry forward general activity (UDA)	0
16/17 Contracted orthodontic activity (UOA)	0
Carry forward orthodontic activity (UOA)	0
Baseline contract value	£140,626.14

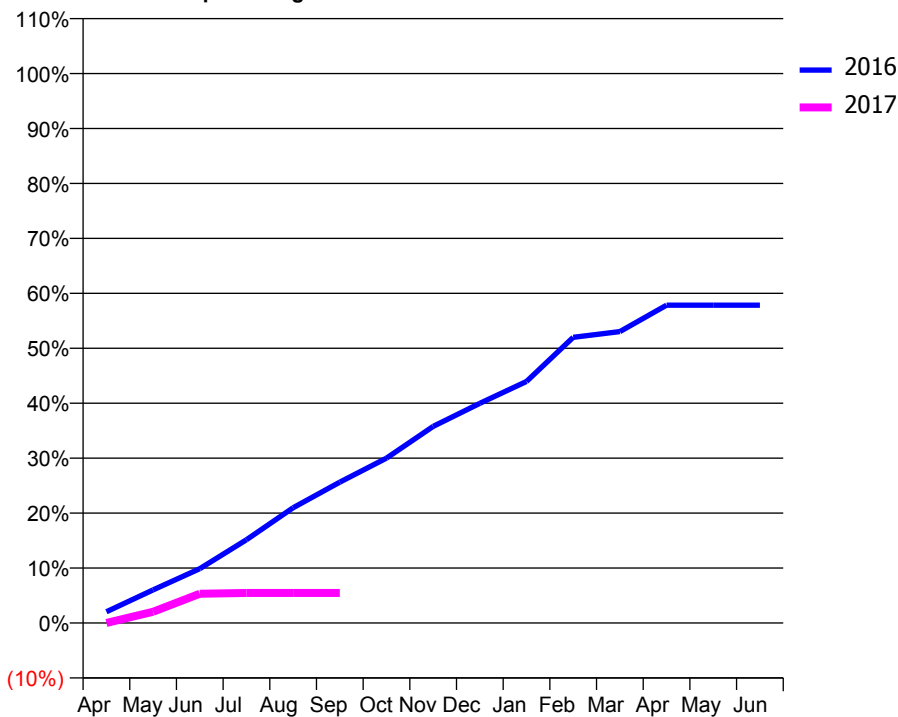
ACCESS*

Patients seen in 24 months	Total	Change since previous quarter
Quarter ending September 2015	551	
Quarter ending December 2015	507	↓
Quarter ending March 2016	487	↓
Quarter ending June 2016	463	↓
Quarter ending September 2016	414	↓
Variance since September 2015	(24.9%)	↓



ACTIVITY

Cumulative percentage of contracted UDA delivered 2016 & 2017



Adjusted Scheduled Activity (UDA)

Month	2016	2017
April	49	0
May	144	49
June	236	127
July	362	131
August	501	131
September	613	131
October	717	
November	855	
December	956	
January	1,051	
February	1,243	
March	1,268	
April	1,383	
May	1,383	
June	1,383	

QUALITY

	Quantity	Base Number	Contract	AT	Region	England
% of FP17s for the same patient ID Re-attending within 3 months - Children	0	31	0.0%	11.2%	11.8%	12.4%
% of FP17s for the same patient ID Re-attending within 3 months - Adults	4	174	2.3%	16.3%	17.1%	16.7%
% of FP17s for the same patient ID Re-attending between 3 & 9 months - Children	0	31	0.0%	41.5%	45.8%	57.4%
% of FP17s for the same patient ID Re-attending between 3 & 9 months - Adults	0	174	0.0%	35.0%	37.6%	50.5%
% of FP17s for Band 1 Urgent Courses	109	109	100.0%	10.8%	10.6%	9.1%
% of FP17s Relating to Free Repair or Replacements	0	109	0.0%	0.5%	0.6%	0.8%
% of FP17s Relating to Continuations	0	109	0.0%	0.9%	0.9%	1.3%
% of Patients satisfied with the dentistry they have received	0	0	N/A	89.2%	90.2%	93.2%
% of Patients satisfied with the time they had to wait for an appointment	0	0	N/A	81.5%	83.8%	89.0%

* This is based on patients treated on this contract for their most recent course of treatment. Figures in italics indicate the base number of FP17s or Patient Questionnaire responses are less than 100. N/A is shown where the base number of responses is less than 10 during the period. % is calculated as Quantity/Base number*100

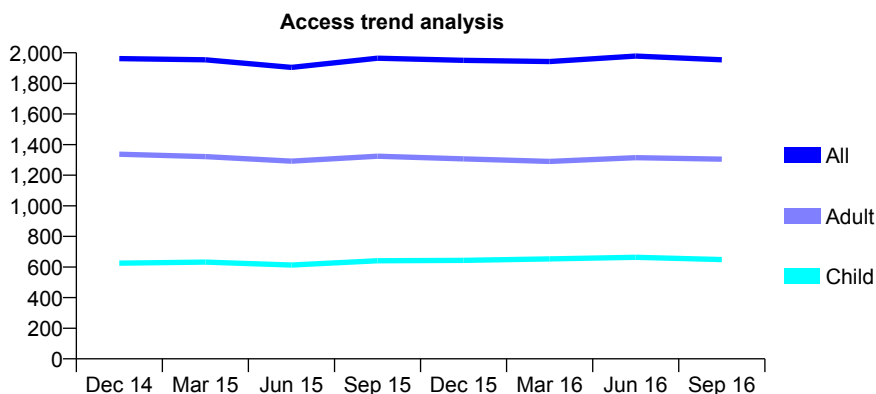
Q61 - Vital Signs At a Glance Contract Report for 857319/0001 - September 2016

Name or company name	MR A SHAMOSSON
Contract type name	GDS Contract
Purpose of contract	General
Contract start date	01/12/2008
Contract end date	

16/17 Contracted general activity (UDA)	6,675
Carry forward general activity (UDA)	0
16/17 Contracted orthodontic activity (UOA)	0
Carry forward orthodontic activity (UOA)	0
Baseline contract value	£184,987.83

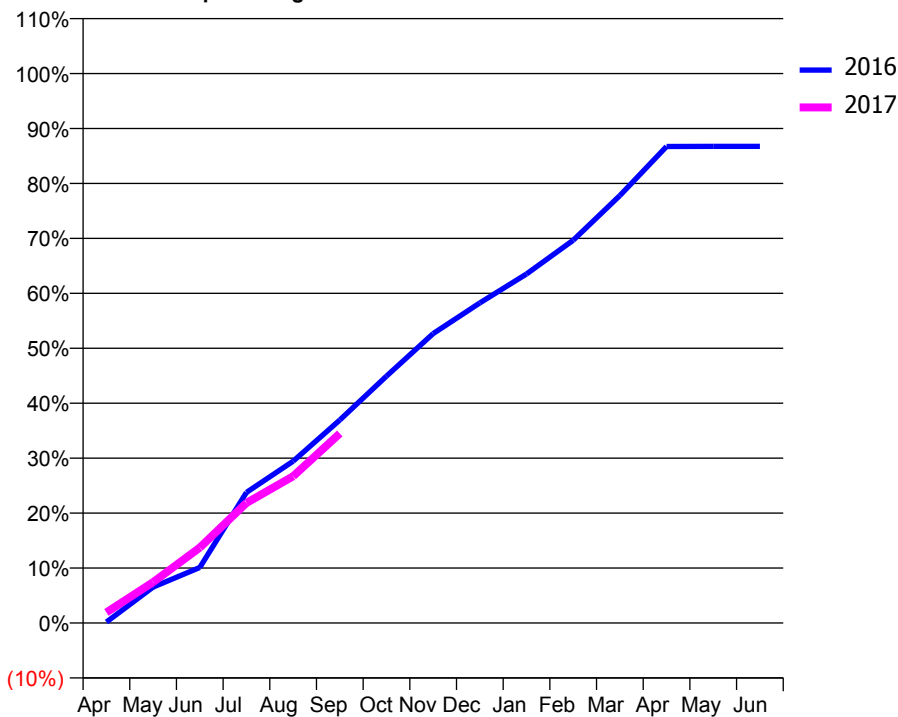
ACCESS*

Patients seen in 24 months	Total	Change since previous quarter
Quarter ending September 2015	1,965	
Quarter ending December 2015	1,951	→
Quarter ending March 2016	1,943	→
Quarter ending June 2016	1,979	→
Quarter ending September 2016	1,954	↓
Variance since September 2015	(0.6%)	→



ACTIVITY

Cumulative percentage of contracted UDA delivered 2016 & 2017



Adjusted Scheduled Activity (UDA)

Month	2016	2017
April	12	129
May	437	496
June	675	917
July	1,587	1,459
August	1,966	1,783
September	2,466	2,302
October	2,999	
November	3,516	
December	3,888	
January	4,240	
February	4,649	
March	5,193	
April	5,788	
May	5,789	
June	5,789	

QUALITY

	Quantity	Base Number	Contract	AT	Region	England
% of FP17s for the same patient ID Re-attending within 3 months - Children	10	307	3.3%	11.2%	11.8%	12.4%
% of FP17s for the same patient ID Re-attending within 3 months - Adults	57	692	8.2%	16.3%	17.1%	16.7%
% of FP17s for the same patient ID Re-attending between 3 & 9 months - Children	114	307	37.1%	41.5%	45.8%	57.4%
% of FP17s for the same patient ID Re-attending between 3 & 9 months - Adults	251	692	36.3%	35.0%	37.6%	50.5%
% of FP17s for Band 1 Urgent Courses	20	814	2.5%	10.8%	10.6%	9.1%
% of FP17s Relating to Free Repair or Replacements	0	814	0.0%	0.5%	0.6%	0.8%
% of FP17s Relating to Continuations	0	814	0.0%	0.9%	0.9%	1.3%
% of Patients satisfied with the dentistry they have received	1	2	N/A	89.2%	90.2%	93.2%
% of Patients satisfied with the time they had to wait for an appointment	1	2	N/A	81.5%	83.8%	89.0%

* This is based on patients treated on this contract for their most recent course of treatment. Figures in italics indicate the base number of FP17s or Patient Questionnaire responses are less than 100. N/A is shown where the base number of responses is less than 10 during the period. % is calculated as Quantity/Base number*100

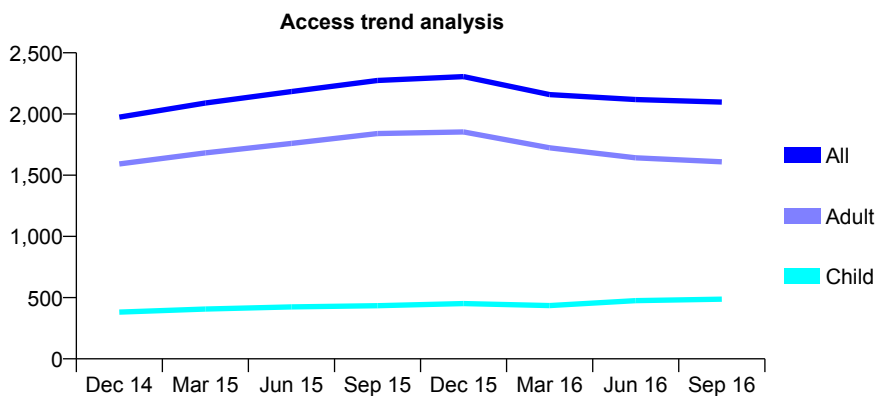
Q61 - Vital Signs At a Glance Contract Report for 859605/0001 - September 2016

Name or company name	MRS S MEHTA
Contract type name	GDS Contract
Purpose of contract	General
Contract start date	28/01/2008
Contract end date	

16/17 Contracted general activity (UDA)	3,854
Carry forward general activity (UDA)	-29
16/17 Contracted orthodontic activity (UOA)	0
Carry forward orthodontic activity (UOA)	0
Baseline contract value	£104,542.04

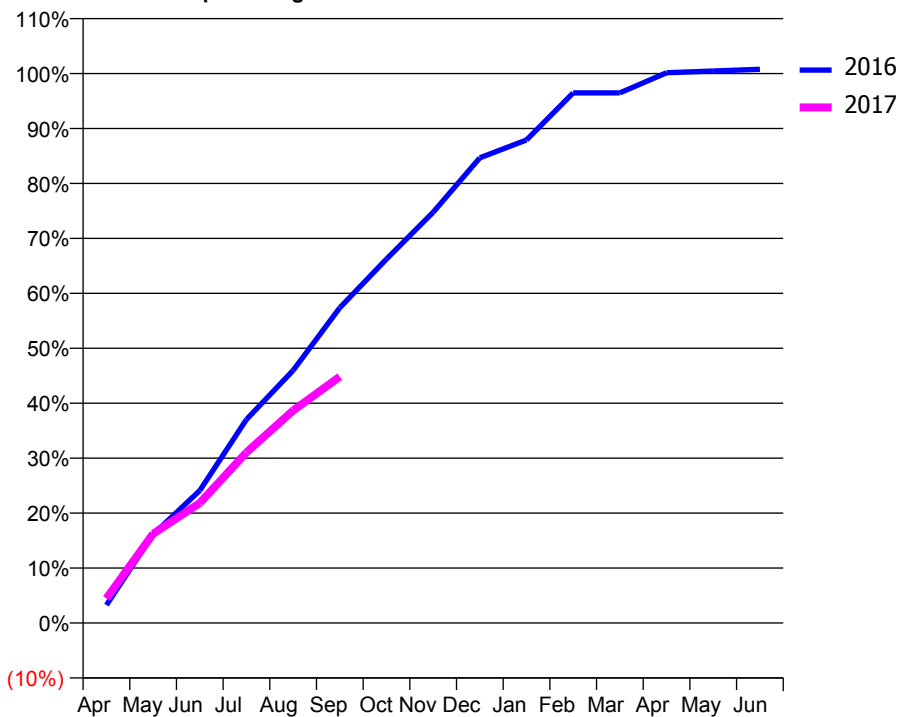
ACCESS*

Patients seen in 24 months	Total	Change since previous quarter
Quarter ending September 2015	2,274	
Quarter ending December 2015	2,306	→
Quarter ending March 2016	2,159	↓
Quarter ending June 2016	2,118	↓
Quarter ending September 2016	2,097	→
Variance since September 2015	(7.8%)	↓



ACTIVITY

Cumulative percentage of contracted UDA delivered 2016 & 2017



Adjusted Scheduled Activity (UDA)

Month	2016	2017
April	126	173
May	622	626
June	929	841
July	1,428	1,196
August	1,772	1,490
September	2,212	1,728
October	2,553	
November	2,881	
December	3,262	
January	3,388	
February	3,718	
March	3,718	
April	3,859	
May	3,871	
June	3,883	

QUALITY

	Quantity	Base Number	Contract	AT	Region	England
% of FP17s for the same patient ID Re-attending within 3 months - Children	39	365	10.7%	11.2%	11.8%	12.4%
% of FP17s for the same patient ID Re-attending within 3 months - Adults	79	675	11.7%	16.3%	17.1%	16.7%
% of FP17s for the same patient ID Re-attending between 3 & 9 months - Children	140	365	38.4%	41.5%	45.8%	57.4%
% of FP17s for the same patient ID Re-attending between 3 & 9 months - Adults	203	675	30.1%	35.0%	37.6%	50.5%
% of FP17s for Band 1 Urgent Courses	126	907	13.9%	10.8%	10.6%	9.1%
% of FP17s Relating to Free Repair or Replacements	0	907	0.0%	0.5%	0.6%	0.8%
% of FP17s Relating to Continuations	14	907	1.5%	0.9%	0.9%	1.3%
% of Patients satisfied with the dentistry they have received	1	1	N/A	89.2%	90.2%	93.2%
% of Patients satisfied with the time they had to wait for an appointment	1	1	N/A	81.5%	83.8%	89.0%

* This is based on patients treated on this contract for their most recent course of treatment. Figures in italics indicate the base number of FP17s or Patient Questionnaire responses are less than 100. N/A is shown where the base number of responses is less than 10 during the period. % is calculated as Quantity/Base number*100

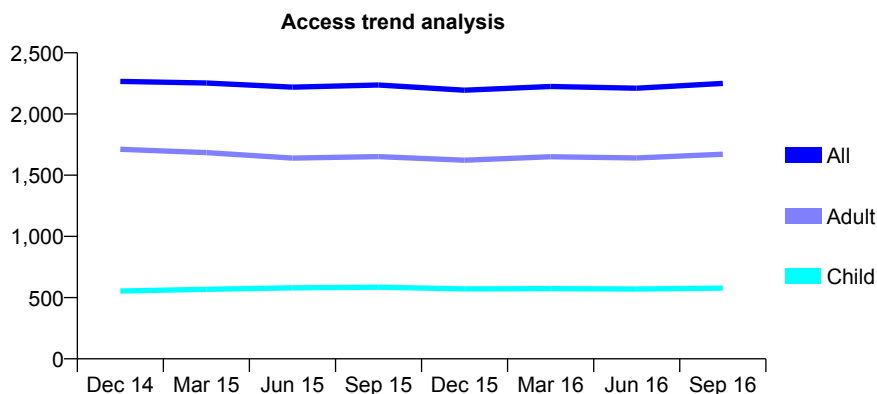
Q61 - Vital Signs At a Glance Contract Report for 869546/0002 - September 2016

Name or company name	MR A ULLAH
Contract type name	GDS Contract
Purpose of contract	General
Contract start date	01/11/2011
Contract end date	

16/17 Contracted general activity (UDA)	6,060
Carry forward general activity (UDA)	-121
16/17 Contracted orthodontic activity (UOA)	0
Carry forward orthodontic activity (UOA)	0
Baseline contract value	£188,730.32

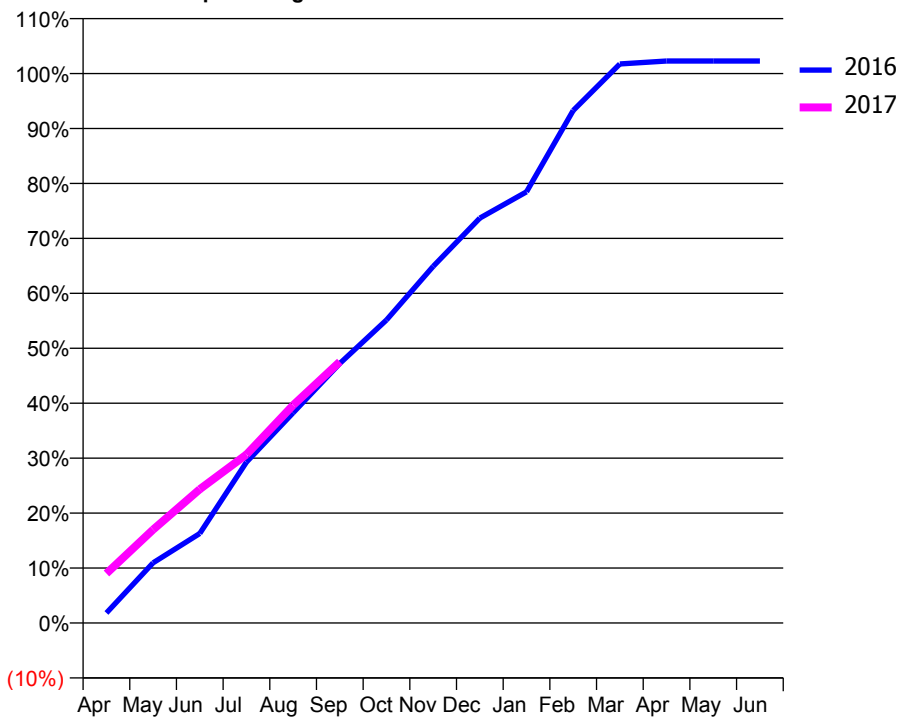
ACCESS*

Patients seen in 24 months	Total	Change since previous quarter
Quarter ending September 2015	2,237	
Quarter ending December 2015	2,194	↓
Quarter ending March 2016	2,225	→
Quarter ending June 2016	2,211	→
Quarter ending September 2016	2,250	→
Variance since September 2015	0.6%	→



ACTIVITY

Cumulative percentage of contracted UDA delivered 2016 & 2017



Month	Adjusted Scheduled Activity (UDA)	
	2016	2017
April	111	547
May	664	1,031
June	987	1,476
July	1,775	1,858
August	2,318	2,402
September	2,863	2,882
October	3,341	
November	3,933	
December	4,466	
January	4,755	
February	5,652	
March	6,165	
April	6,198	
May	6,198	
June	6,198	

QUALITY

	Quantity	Base Number	Contract	AT	Region	England
% of FP17s for the same patient ID Re-attending within 3 months - Children	18	302	6.0%	11.2%	11.8%	12.4%
% of FP17s for the same patient ID Re-attending within 3 months - Adults	97	857	11.3%	16.3%	17.1%	16.7%
% of FP17s for the same patient ID Re-attending between 3 & 9 months - Children	57	302	18.9%	41.5%	45.8%	57.4%
% of FP17s for the same patient ID Re-attending between 3 & 9 months - Adults	213	857	24.9%	35.0%	37.6%	50.5%
% of FP17s for Band 1 Urgent Courses	182	1,139	16.0%	10.8%	10.6%	9.1%
% of FP17s Relating to Free Repair or Replacements	21	1,139	1.8%	0.5%	0.6%	0.8%
% of FP17s Relating to Continuations	11	1,139	1.0%	0.9%	0.9%	1.3%
% of Patients satisfied with the dentistry they have received	0	0	N/A	89.2%	90.2%	93.2%
% of Patients satisfied with the time they had to wait for an appointment	0	0	N/A	81.5%	83.8%	89.0%

* This is based on patients treated on this contract for their most recent course of treatment. Figures in italics indicate the base number of FP17s or Patient Questionnaire responses are less than 100. N/A is shown where the base number of responses is less than 10 during the period. % is calculated as Quantity/Base number*100

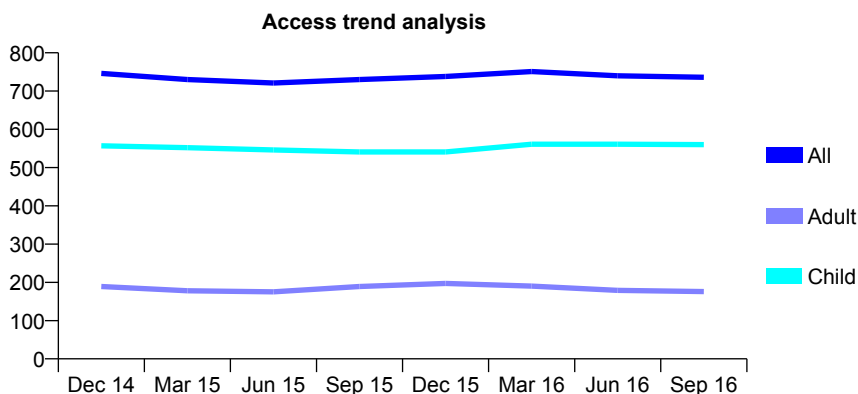
Q61 - Vital Signs At a Glance Contract Report for 881937/0001 - September 2016

Name or company name	MR A ADAMS
Contract type name	GDS Contract
Purpose of contract	General
Contract start date	01/04/2006
Contract end date	

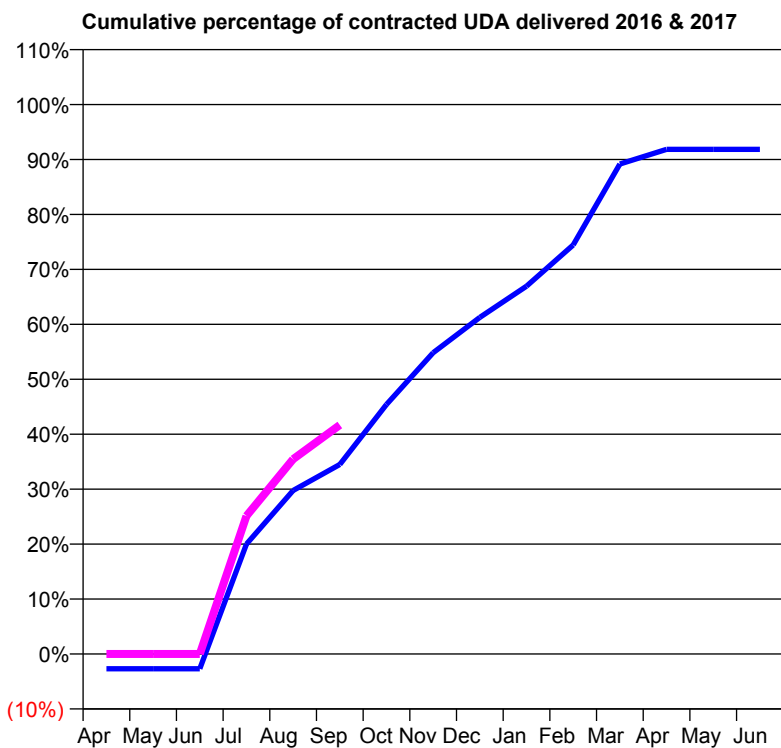
16/17 Contracted general activity (UDA)	1,400
Carry forward general activity (UDA)	0
16/17 Contracted orthodontic activity (UOA)	0
Carry forward orthodontic activity (UOA)	0
Baseline contract value	£32,147.92

ACCESS*

Patients seen in 24 months	Total	Change since previous quarter
Quarter ending September 2015	730	
Quarter ending December 2015	738	→
Quarter ending March 2016	751	→
Quarter ending June 2016	740	↓
Quarter ending September 2016	736	→
Variance since September 2015	0.8%	→



ACTIVITY



Month	Adjusted Scheduled Activity (UDA)	
	2016	2017
April	-38	0
May	-38	0
June	-38	0
July	280	352
August	417	496
September	483	584
October	636	
November	768	
December	858	
January	937	
February	1,042	
March	1,248	
April	1,286	
May	1,286	
June	1,286	

QUALITY

	Quantity	Base Number	Contract	AT	Region	England
% of FP17s for the same patient ID Re-attending within 3 months - Children	24	437	5.5%	11.2%	11.8%	12.4%
% of FP17s for the same patient ID Re-attending within 3 months - Adults	4	60	6.7%	16.3%	17.1%	16.7%
% of FP17s for the same patient ID Re-attending between 3 & 9 months - Children	290	437	66.4%	41.5%	45.8%	57.4%
% of FP17s for the same patient ID Re-attending between 3 & 9 months - Adults	36	60	60.0%	35.0%	37.6%	50.5%
% of FP17s for Band 1 Urgent Courses	13	451	2.9%	10.8%	10.6%	9.1%
% of FP17s Relating to Free Repair or Replacements	0	451	0.0%	0.5%	0.6%	0.8%
% of FP17s Relating to Continuations	0	451	0.0%	0.9%	0.9%	1.3%
% of Patients satisfied with the dentistry they have received	0	0	N/A	89.2%	90.2%	93.2%
% of Patients satisfied with the time they had to wait for an appointment	0	0	N/A	81.5%	83.8%	89.0%

* This is based on patients treated on this contract for their most recent course of treatment. Figures in italics indicate the base number of FP17s or Patient Questionnaire responses are less than 100. N/A is shown where the base number of responses is less than 10 during the period. % is calculated as Quantity/Base number*100

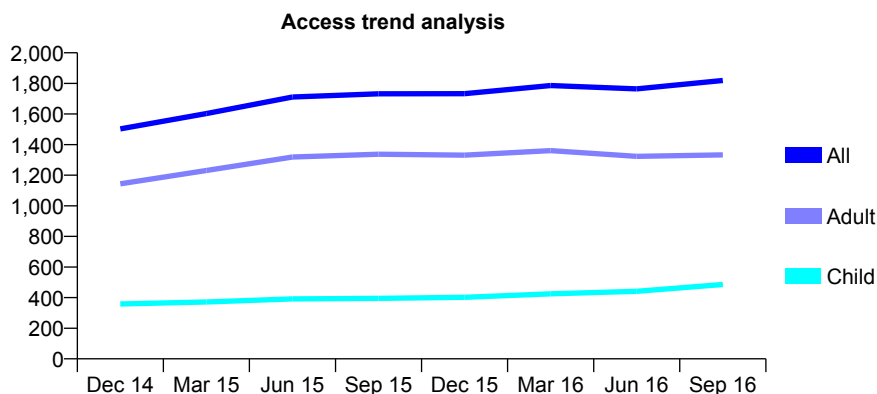
Q61 - Vital Signs At a Glance Contract Report for 894206/0001 - September 2016

Name or company name	MRS SC ROY
Contract type name	GDS Contract
Purpose of contract	General
Contract start date	01/07/2013
Contract end date	

16/17 Contracted general activity (UDA)	4,858
Carry forward general activity (UDA)	0
16/17 Contracted orthodontic activity (UOA)	0
Carry forward orthodontic activity (UOA)	0
Baseline contract value	£168,010.75

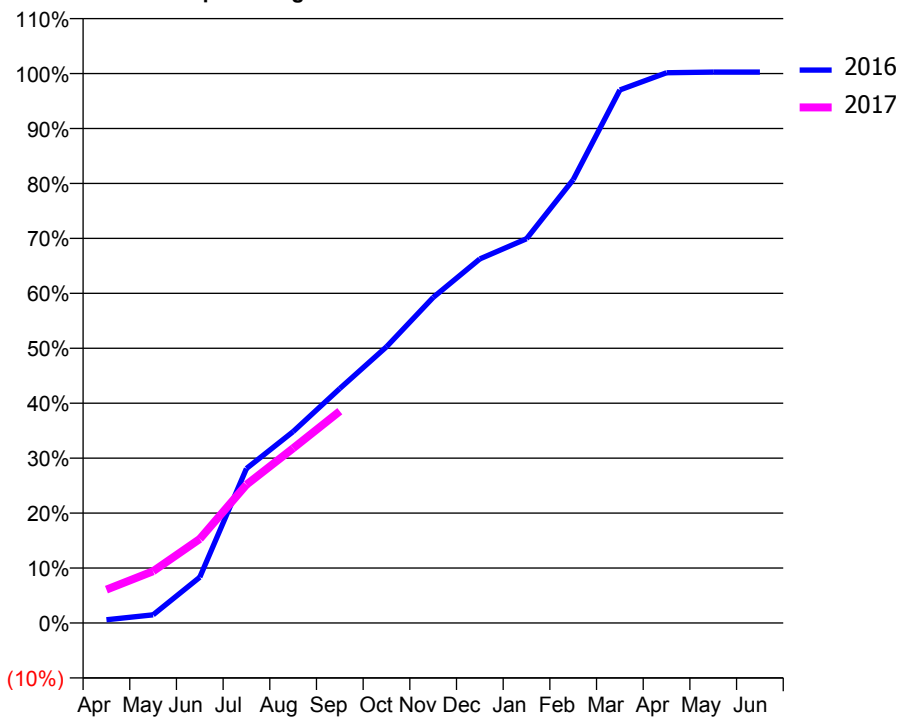
ACCESS*

Patients seen in 24 months	Total	Change since previous quarter
Quarter ending September 2015	1,732	
Quarter ending December 2015	1,733	→
Quarter ending March 2016	1,786	↑
Quarter ending June 2016	1,764	↓
Quarter ending September 2016	1,819	↑
Variance since September 2015	5.0%	↑



ACTIVITY

Cumulative percentage of contracted UDA delivered 2016 & 2017



Month	Adjusted Scheduled Activity (UDA)	
	2016	2017
April	29	295
May	72	458
June	405	743
July	1,365	1,224
August	1,693	1,544
September	2,073	1,872
October	2,443	
November	2,879	
December	3,219	
January	3,397	
February	3,919	
March	4,712	
April	4,865	
May	4,871	
June	4,871	

QUALITY

	Quantity	Base Number	Contract	AT	Region	England
% of FP17s for the same patient ID Re-attending within 3 months - Children	6	275	2.2%	11.2%	11.8%	12.4%
% of FP17s for the same patient ID Re-attending within 3 months - Adults	51	521	9.8%	16.3%	17.1%	16.7%
% of FP17s for the same patient ID Re-attending between 3 & 9 months - Children	85	275	30.9%	41.5%	45.8%	57.4%
% of FP17s for the same patient ID Re-attending between 3 & 9 months - Adults	141	521	27.1%	35.0%	37.6%	50.5%
% of FP17s for Band 1 Urgent Courses	87	736	11.8%	10.8%	10.6%	9.1%
% of FP17s Relating to Free Repair or Replacements	0	736	0.0%	0.5%	0.6%	0.8%
% of FP17s Relating to Continuations	0	736	0.0%	0.9%	0.9%	1.3%
% of Patients satisfied with the dentistry they have received	0	0	N/A	89.2%	90.2%	93.2%
% of Patients satisfied with the time they had to wait for an appointment	0	0	N/A	81.5%	83.8%	89.0%

* This is based on patients treated on this contract for their most recent course of treatment. Figures in italics indicate the base number of FP17s or Patient Questionnaire responses are less than 100. N/A is shown where the base number of responses is less than 10 during the period. % is calculated as Quantity/Base number*100

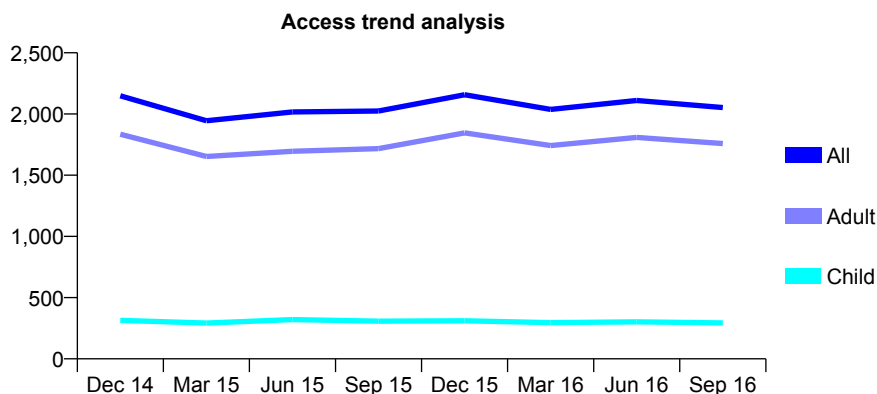
Q61 - Vital Signs At a Glance Contract Report for 904562/0001 - September 2016

Name or company name	MR DE BASS
Contract type name	GDS Contract
Purpose of contract	General
Contract start date	01/04/2006
Contract end date	

16/17 Contracted general activity (UDA)	7,614
Carry forward general activity (UDA)	-152
16/17 Contracted orthodontic activity (UOA)	0
Carry forward orthodontic activity (UOA)	0
Baseline contract value	£353,201.35

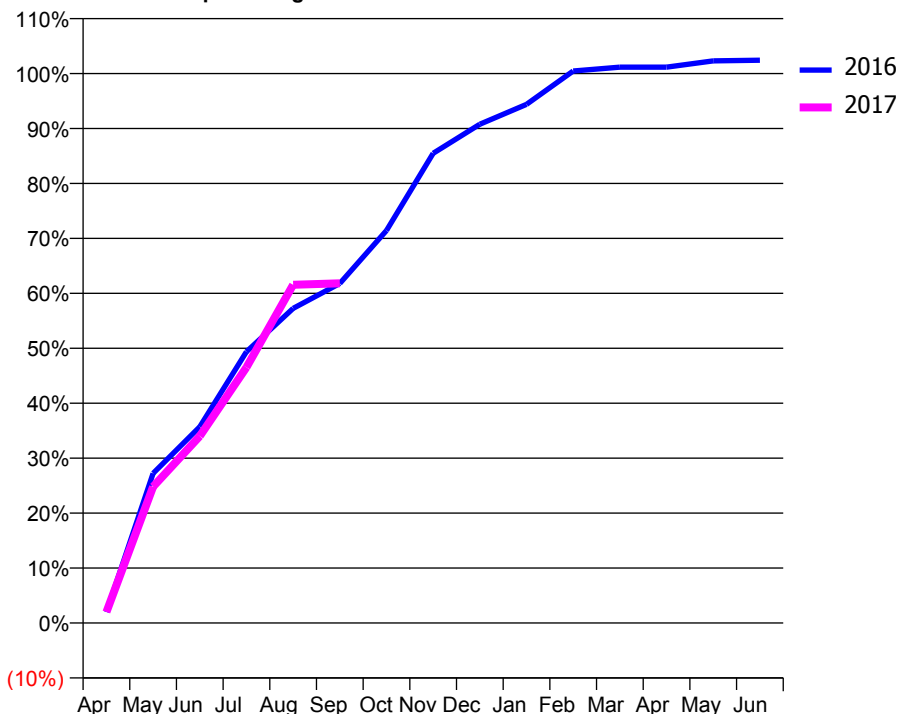
ACCESS*

Patients seen in 24 months	Total	Change since previous quarter
Quarter ending September 2015	2,025	
Quarter ending December 2015	2,157	↑
Quarter ending March 2016	2,038	↓
Quarter ending June 2016	2,111	↑
Quarter ending September 2016	2,053	↓
Variance since September 2015	1.4%	→



ACTIVITY

Cumulative percentage of contracted UDA delivered 2016 & 2017



Month	Adjusted Scheduled Activity (UDA)	
	2016	2017
April	152	152
May	2,074	1,889
June	2,719	2,590
July	3,760	3,543
August	4,359	4,686
September	4,705	4,707
October	5,439	
November	6,508	
December	6,912	
January	7,186	
February	7,648	
March	7,702	
April	7,702	
May	7,788	
June	7,798	

QUALITY

	Quantity	Base Number	Contract	AT	Region	England
% of FP17s for the same patient ID Re-attending within 3 months - Children	8	158	5.1%	11.2%	11.8%	12.4%
% of FP17s for the same patient ID Re-attending within 3 months - Adults	123	980	12.6%	16.3%	17.1%	16.7%
% of FP17s for the same patient ID Re-attending between 3 & 9 months - Children	27	158	17.1%	41.5%	45.8%	57.4%
% of FP17s for the same patient ID Re-attending between 3 & 9 months - Adults	256	980	26.1%	35.0%	37.6%	50.5%
% of FP17s for Band 1 Urgent Courses	0	1,115	0.0%	10.8%	10.6%	9.1%
% of FP17s Relating to Free Repair or Replacements	0	1,115	0.0%	0.5%	0.6%	0.8%
% of FP17s Relating to Continuations	0	1,115	0.0%	0.9%	0.9%	1.3%
% of Patients satisfied with the dentistry they have received	1	1	N/A	89.2%	90.2%	93.2%
% of Patients satisfied with the time they had to wait for an appointment	1	1	N/A	81.5%	83.8%	89.0%

* This is based on patients treated on this contract for their most recent course of treatment. Figures in italics indicate the base number of FP17s or Patient Questionnaire responses are less than 100. N/A is shown where the base number of responses is less than 10 during the period. % is calculated as Quantity/Base number*100

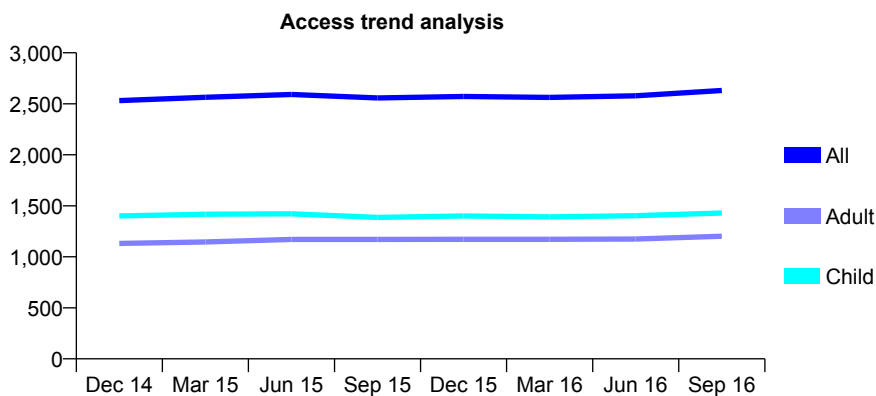
Q61 - Vital Signs At a Glance Contract Report for 905348/0003 - September 2016

Name or company name	MR HJ KANDLER
Contract type name	GDS Contract
Purpose of contract	General
Contract start date	01/04/2006
Contract end date	

16/17 Contracted general activity (UDA)	5,023
Carry forward general activity (UDA)	-3
16/17 Contracted orthodontic activity (UOA)	0
Carry forward orthodontic activity (UOA)	0
Baseline contract value	£119,165.37

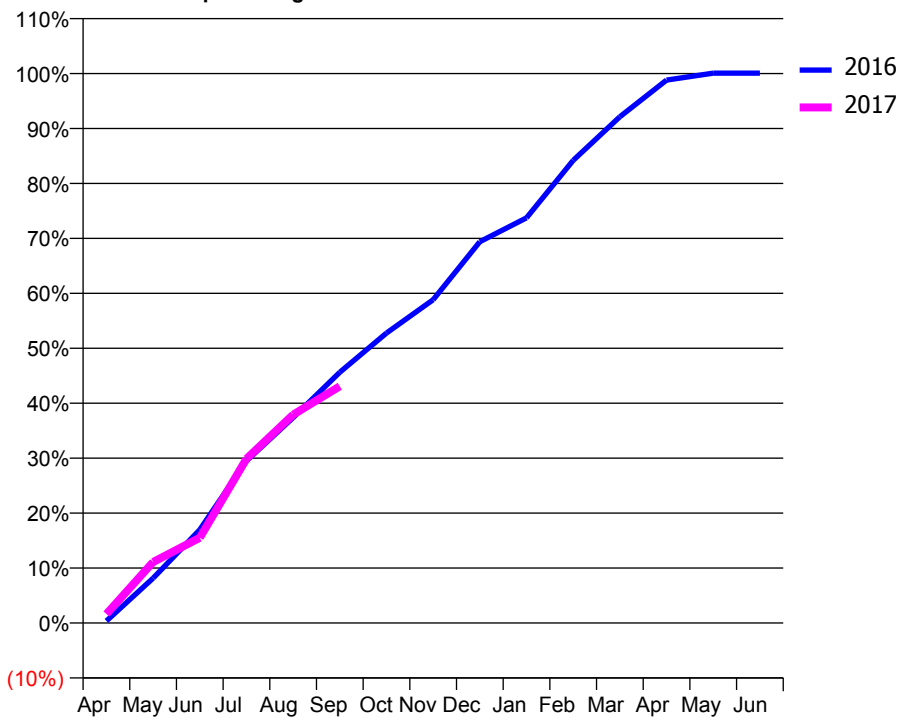
ACCESS*

Patients seen in 24 months	Total	Change since previous quarter
Quarter ending September 2015	2,557	
Quarter ending December 2015	2,572	→
Quarter ending March 2016	2,563	→
Quarter ending June 2016	2,578	→
Quarter ending September 2016	2,631	↑
Variance since September 2015	2.9%	↑



ACTIVITY

Cumulative percentage of contracted UDA delivered 2016 & 2017



Adjusted Scheduled Activity (UDA)

Month	2016	2017
April	19	83
May	410	558
June	853	779
July	1,481	1,501
August	1,878	1,904
September	2,292	2,164
October	2,650	
November	2,956	
December	3,485	
January	3,703	
February	4,229	
March	4,628	
April	4,963	
May	5,026	
June	5,026	

QUALITY

	Quantity	Base Number	Contract	AT	Region	England
% of FP17s for the same patient ID Re-attending within 3 months - Children	55	809	6.8%	11.2%	11.8%	12.4%
% of FP17s for the same patient ID Re-attending within 3 months - Adults	106	575	18.4%	16.3%	17.1%	16.7%
% of FP17s for the same patient ID Re-attending between 3 & 9 months - Children	332	809	41.0%	41.5%	45.8%	57.4%
% of FP17s for the same patient ID Re-attending between 3 & 9 months - Adults	173	575	30.1%	35.0%	37.6%	50.5%
% of FP17s for Band 1 Urgent Courses	135	1,195	11.3%	10.8%	10.6%	9.1%
% of FP17s Relating to Free Repair or Replacements	3	1,195	0.3%	0.5%	0.6%	0.8%
% of FP17s Relating to Continuations	1	1,195	0.1%	0.9%	0.9%	1.3%
% of Patients satisfied with the dentistry they have received	0	0	N/A	89.2%	90.2%	93.2%
% of Patients satisfied with the time they had to wait for an appointment	0	0	N/A	81.5%	83.8%	89.0%

* This is based on patients treated on this contract for their most recent course of treatment. Figures in italics indicate the base number of FP17s or Patient Questionnaire responses are less than 100. N/A is shown where the base number of responses is less than 10 during the period. % is calculated as Quantity/Base number*100

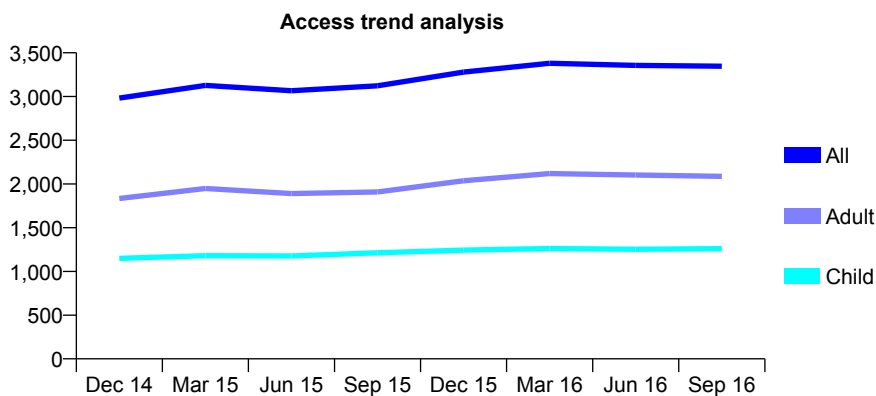
Q61 - Vital Signs At a Glance Contract Report for 906107/0001 - September 2016

Name or company name	MR HF KAPADIA
Contract type name	GDS Contract
Purpose of contract	General
Contract start date	01/04/2006
Contract end date	

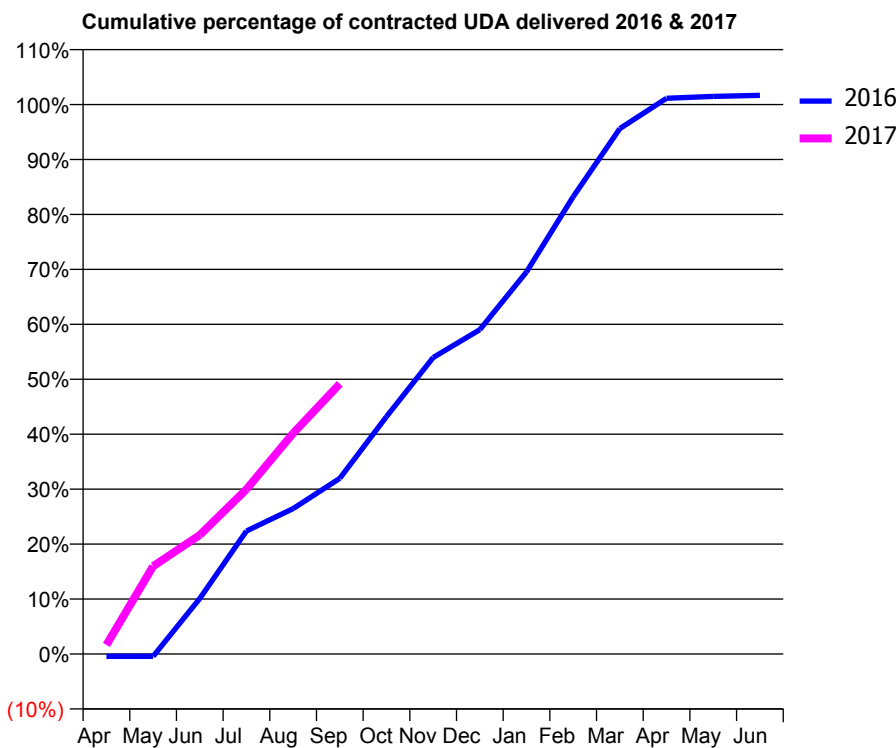
16/17 Contracted general activity (UDA)	8,012
Carry forward general activity (UDA)	-133
16/17 Contracted orthodontic activity (UOA)	0
Carry forward orthodontic activity (UOA)	0
Baseline contract value	£242,363.08

ACCESS*

Patients seen in 24 months	Total	Change since previous quarter
Quarter ending September 2015	3,122	
Quarter ending December 2015	3,280	↑
Quarter ending March 2016	3,381	↑
Quarter ending June 2016	3,356	→
Quarter ending September 2016	3,347	→
Variance since September 2015	7.2%	↑



ACTIVITY



Month	Adjusted Scheduled Activity (UDA)	
	2016	2017
April	-35	133
May	-35	1,280
June	810	1,736
July	1,794	2,403
August	2,120	3,220
September	2,562	3,940
October	3,463	
November	4,324	
December	4,729	
January	5,571	
February	6,668	
March	7,661	
April	8,102	
May	8,130	
June	8,145	

QUALITY

	Quantity	Base Number	Contract	AT	Region	England
% of FP17s for the same patient ID Re-attending within 3 months - Children	24	691	3.5%	11.2%	11.8%	12.4%
% of FP17s for the same patient ID Re-attending within 3 months - Adults	97	1,037	9.4%	16.3%	17.1%	16.7%
% of FP17s for the same patient ID Re-attending between 3 & 9 months - Children	333	691	48.2%	41.5%	45.8%	57.4%
% of FP17s for the same patient ID Re-attending between 3 & 9 months - Adults	374	1,037	36.1%	35.0%	37.6%	50.5%
% of FP17s for Band 1 Urgent Courses	198	1,494	13.3%	10.8%	10.6%	9.1%
% of FP17s Relating to Free Repair or Replacements	0	1,494	0.0%	0.5%	0.6%	0.8%
% of FP17s Relating to Continuations	0	1,494	0.0%	0.9%	0.9%	1.3%
% of Patients satisfied with the dentistry they have received	3	3	N/A	89.2%	90.2%	93.2%
% of Patients satisfied with the time they had to wait for an appointment	3	3	N/A	81.5%	83.8%	89.0%

* This is based on patients treated on this contract for their most recent course of treatment. Figures in italics indicate the base number of FP17s or Patient Questionnaire responses are less than 100. N/A is shown where the base number of responses is less than 10 during the period. % is calculated as Quantity/Base number*100

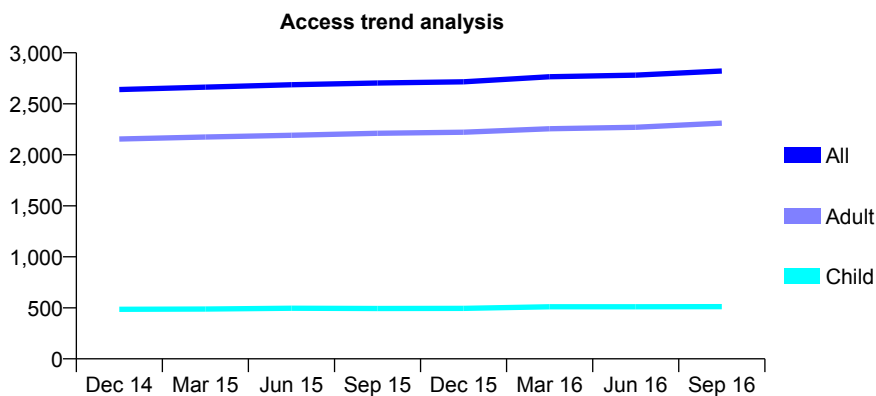
Q61 - Vital Signs At a Glance Contract Report for 906190/0001 - September 2016

Name or company name	MR BM ROSENBLUM
Contract type name	GDS Contract
Purpose of contract	General
Contract start date	01/04/2006
Contract end date	

16/17 Contracted general activity (UDA)	7,781
Carry forward general activity (UDA)	151
16/17 Contracted orthodontic activity (UOA)	0
Carry forward orthodontic activity (UOA)	0
Baseline contract value	£280,611.32

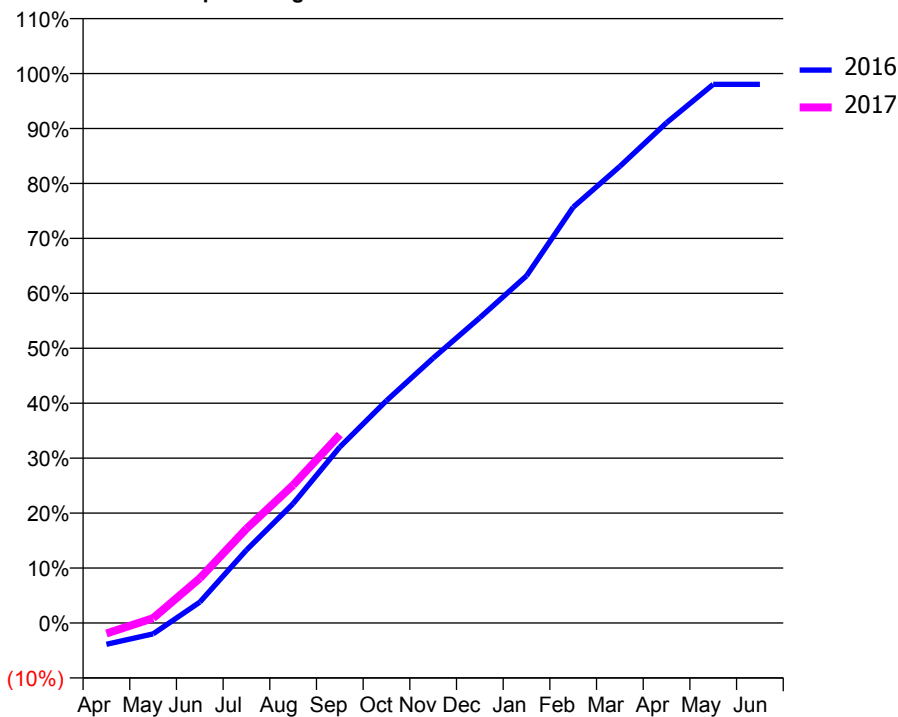
ACCESS*

Patients seen in 24 months	Total	Change since previous quarter
Quarter ending September 2015	2,704	
Quarter ending December 2015	2,716	→
Quarter ending March 2016	2,766	→
Quarter ending June 2016	2,781	→
Quarter ending September 2016	2,822	→
Variance since September 2015	4.4%	↑



ACTIVITY

Cumulative percentage of contracted UDA delivered 2016 & 2017



Month	Adjusted Scheduled Activity (UDA)	
	2016	2017
April	-300	-151
May	-155	69
June	291	634
July	1,020	1,335
August	1,670	1,954
September	2,459	2,668
October	3,108	
November	3,702	
December	4,267	
January	4,853	
February	5,813	
March	6,383	
April	6,993	
May	7,530	
June	7,530	

QUALITY

	Quantity	Base Number	Contract	AT	Region	England
% of FP17s for the same patient ID Re-attending within 3 months - Children	11	266	4.1%	11.2%	11.8%	12.4%
% of FP17s for the same patient ID Re-attending within 3 months - Adults	184	1,250	14.7%	16.3%	17.1%	16.7%
% of FP17s for the same patient ID Re-attending between 3 & 9 months - Children	54	266	20.3%	41.5%	45.8%	57.4%
% of FP17s for the same patient ID Re-attending between 3 & 9 months - Adults	319	1,250	25.5%	35.0%	37.6%	50.5%
% of FP17s for Band 1 Urgent Courses	33	1,115	3.0%	10.8%	10.6%	9.1%
% of FP17s Relating to Free Repair or Replacements	12	1,115	1.1%	0.5%	0.6%	0.8%
% of FP17s Relating to Continuations	60	1,115	5.4%	0.9%	0.9%	1.3%
% of Patients satisfied with the dentistry they have received	3	3	N/A	89.2%	90.2%	93.2%
% of Patients satisfied with the time they had to wait for an appointment	3	3	N/A	81.5%	83.8%	89.0%

* This is based on patients treated on this contract for their most recent course of treatment. Figures in italics indicate the base number of FP17s or Patient Questionnaire responses are less than 100. N/A is shown where the base number of responses is less than 10 during the period. % is calculated as Quantity/Base number*100

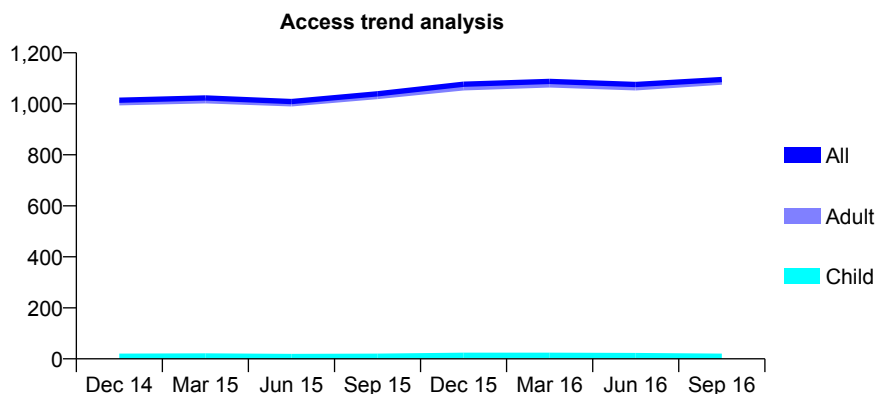
Q61 - Vital Signs At a Glance Contract Report for 906352/0001 - September 2016

Name or company name	MR HS REEL
Contract type name	GDS Contract
Purpose of contract	General
Contract start date	01/04/2006
Contract end date	

16/17 Contracted general activity (UDA)	5,297
Carry forward general activity (UDA)	-106
16/17 Contracted orthodontic activity (UOA)	0
Carry forward orthodontic activity (UOA)	0
Baseline contract value	£186,191.28

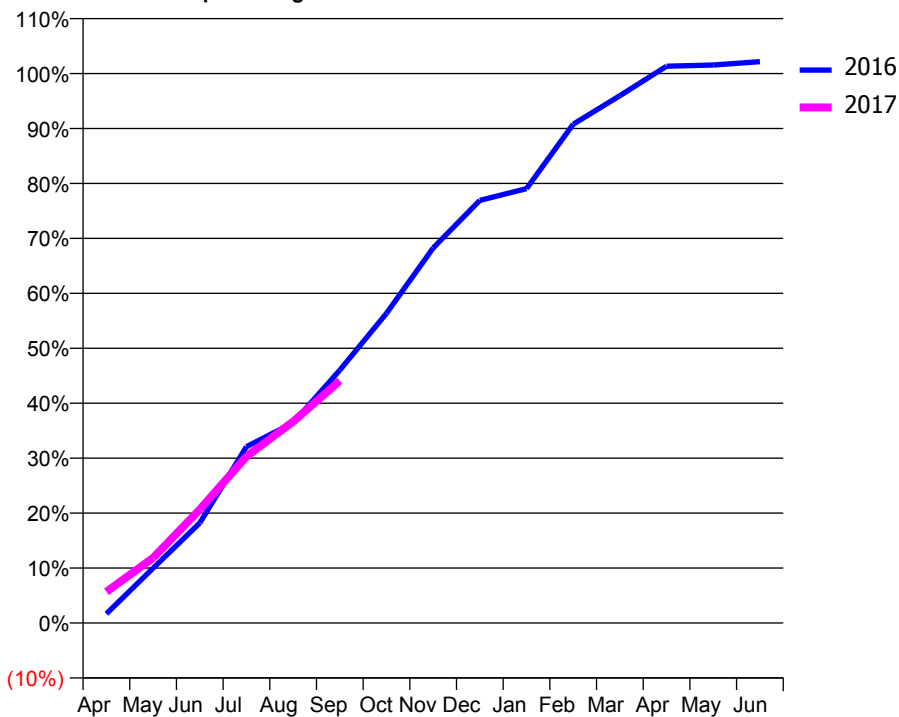
ACCESS*

Patients seen in 24 months	Total	Change since previous quarter
Quarter ending September 2015	1,039	
Quarter ending December 2015	1,077	↑
Quarter ending March 2016	1,088	→
Quarter ending June 2016	1,076	↓
Quarter ending September 2016	1,095	→
Variance since September 2015	5.4%	↑



ACTIVITY

Cumulative percentage of contracted UDA delivered 2016 & 2017



Month	Adjusted Scheduled Activity (UDA)	
	2016	2017
April	89	302
May	529	628
June	964	1,095
July	1,700	1,607
August	1,930	1,941
September	2,437	2,334
October	2,985	
November	3,615	
December	4,074	
January	4,187	
February	4,808	
March	5,083	
April	5,368	
May	5,379	
June	5,411	

QUALITY

	Quantity	Base Number	Contract	AT	Region	England
% of FP17s for the same patient ID Re-attending within 3 months - Children	1	5	20.0%	11.2%	11.8%	12.4%
% of FP17s for the same patient ID Re-attending within 3 months - Adults	100	544	18.4%	16.3%	17.1%	16.7%
% of FP17s for the same patient ID Re-attending between 3 & 9 months - Children	1	5	20.0%	41.5%	45.8%	57.4%
% of FP17s for the same patient ID Re-attending between 3 & 9 months - Adults	115	544	21.1%	35.0%	37.6%	50.5%
% of FP17s for Band 1 Urgent Courses	87	447	19.5%	10.8%	10.6%	9.1%
% of FP17s Relating to Free Repair or Replacements	0	447	0.0%	0.5%	0.6%	0.8%
% of FP17s Relating to Continuations	8	447	1.8%	0.9%	0.9%	1.3%
% of Patients satisfied with the dentistry they have received	1	1	N/A	89.2%	90.2%	93.2%
% of Patients satisfied with the time they had to wait for an appointment	0	1	N/A	81.5%	83.8%	89.0%

* This is based on patients treated on this contract for their most recent course of treatment. Figures in italics indicate the base number of FP17s or Patient Questionnaire responses are less than 100. N/A is shown where the base number of responses is less than 10 during the period. % is calculated as Quantity/Base number*100

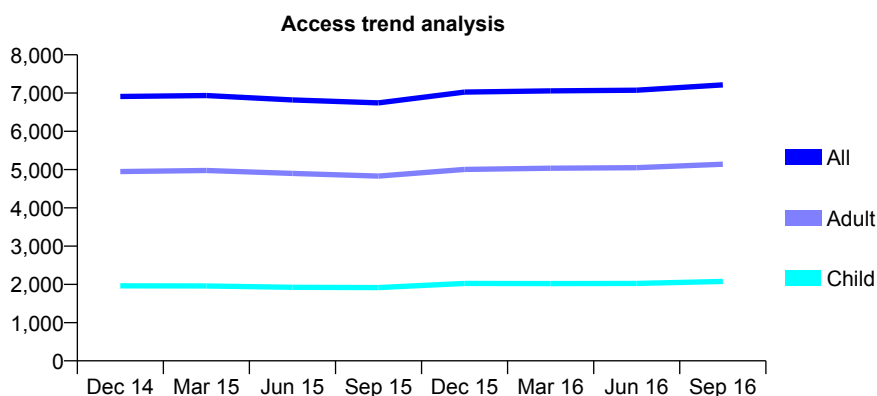
Q61 - Vital Signs At a Glance Contract Report for 907553/0001 - September 2016

Name or company name	MR AS SHAH
Contract type name	PDS Contract
Purpose of contract	General
Contract start date	01/04/2006
Contract end date	

16/17 Contracted general activity (UDA)	21,077
Carry forward general activity (UDA)	0
16/17 Contracted orthodontic activity (UOA)	0
Carry forward orthodontic activity (UOA)	0
Baseline contract value	£747,319.25

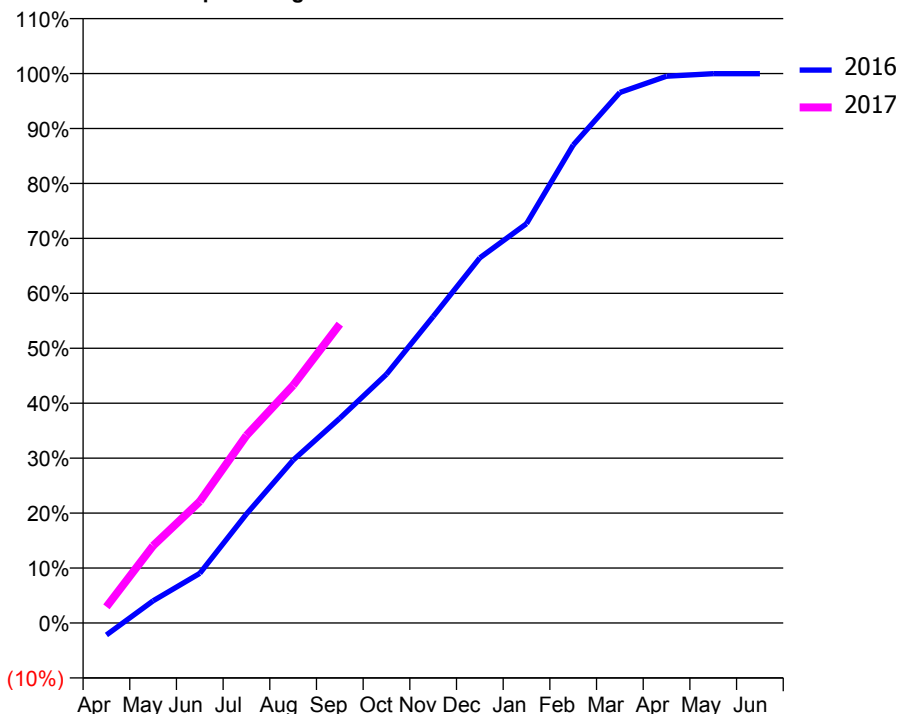
ACCESS*

Patients seen in 24 months	Total	Change since previous quarter
Quarter ending September 2015	6,744	
Quarter ending December 2015	7,025	↑
Quarter ending March 2016	7,057	→
Quarter ending June 2016	7,074	→
Quarter ending September 2016	7,214	→
Variance since September 2015	7.0%	↑



ACTIVITY

Cumulative percentage of contracted UDA delivered 2016 & 2017



Month	Adjusted Scheduled Activity (UDA)	
	2016	2017
April	-464	621
May	853	2,964
June	1,905	4,661
July	4,182	7,193
August	6,250	9,117
September	7,855	11,463
October	9,541	
November	11,755	
December	14,005	
January	15,314	
February	18,335	
March	20,348	
April	20,973	
May	21,069	
June	21,070	

QUALITY

	Quantity	Base Number	Contract	AT	Region	England
% of FP17s for the same patient ID Re-attending within 3 months - Children	144	1,172	12.3%	11.2%	11.8%	12.4%
% of FP17s for the same patient ID Re-attending within 3 months - Adults	599	2,913	20.6%	16.3%	17.1%	16.7%
% of FP17s for the same patient ID Re-attending between 3 & 9 months - Children	295	1,172	25.2%	41.5%	45.8%	57.4%
% of FP17s for the same patient ID Re-attending between 3 & 9 months - Adults	819	2,913	28.1%	35.0%	37.6%	50.5%
% of FP17s for Band 1 Urgent Courses	681	3,774	18.0%	10.8%	10.6%	9.1%
% of FP17s Relating to Free Repair or Replacements	13	3,774	0.3%	0.5%	0.6%	0.8%
% of FP17s Relating to Continuations	20	3,774	0.5%	0.9%	0.9%	1.3%
% of Patients satisfied with the dentistry they have received	3	3	N/A	89.2%	90.2%	93.2%
% of Patients satisfied with the time they had to wait for an appointment	3	3	N/A	81.5%	83.8%	89.0%

* This is based on patients treated on this contract for their most recent course of treatment. Figures in italics indicate the base number of FP17s or Patient Questionnaire responses are less than 100. N/A is shown where the base number of responses is less than 10 during the period. % is calculated as Quantity/Base number*100

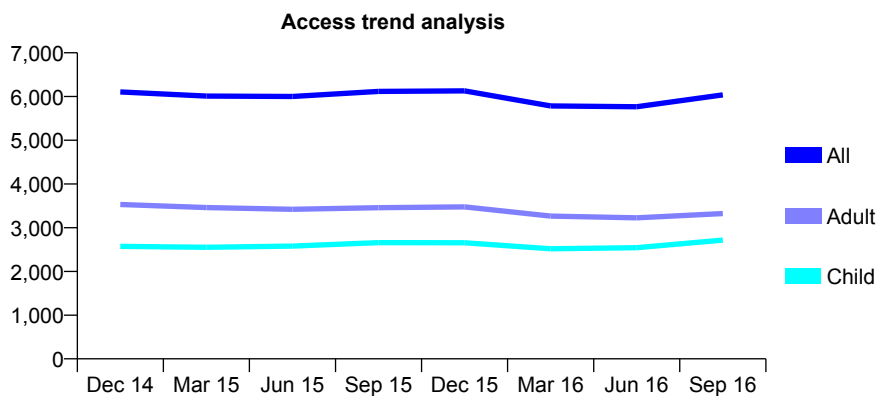
Q61 - Vital Signs At a Glance Contract Report for 907901/0007 - September 2016

Name or company name	MR GK MALHOTRA
Contract type name	GDS Contract
Purpose of contract	General
Contract start date	01/04/2006
Contract end date	

16/17 Contracted general activity (UDA)	18,691
Carry forward general activity (UDA)	-354
16/17 Contracted orthodontic activity (UOA)	0
Carry forward orthodontic activity (UOA)	0
Baseline contract value	£536,720.28

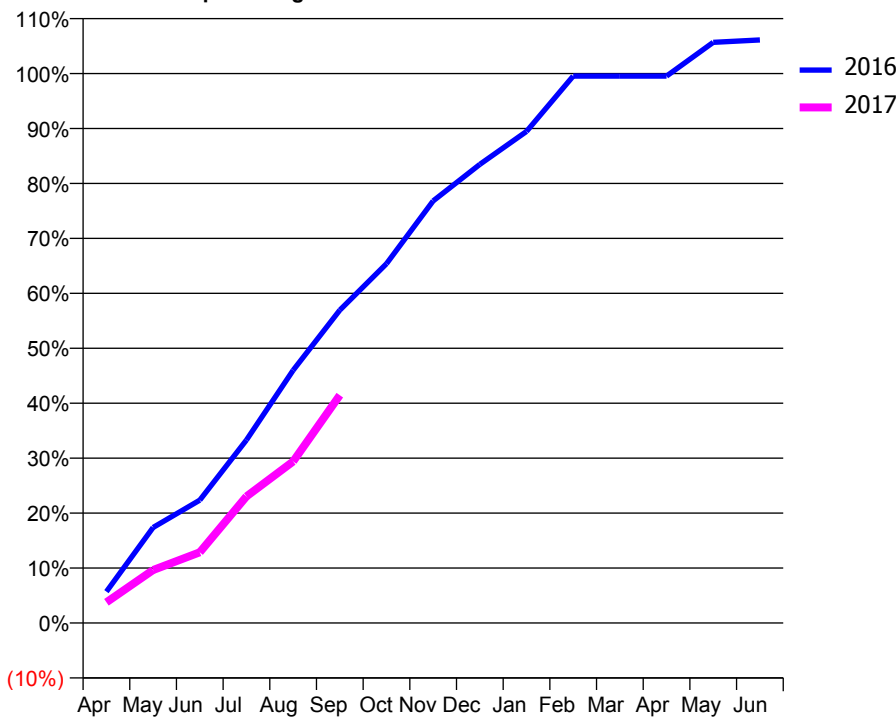
ACCESS*

Patients seen in 24 months	Total	Change since previous quarter
Quarter ending September 2015	6,116	
Quarter ending December 2015	6,130	→
Quarter ending March 2016	5,785	↓
Quarter ending June 2016	5,767	→
Quarter ending September 2016	6,039	↑
Variance since September 2015	(1.3%)	↓



ACTIVITY

Cumulative percentage of contracted UDA delivered 2016 & 2017



Month	Adjusted Scheduled Activity (UDA)	
	2016	2017
April	1,011	705
May	3,078	1,802
June	3,958	2,408
July	5,892	4,308
August	8,136	5,497
September	10,072	7,751
October	11,568	
November	13,591	
December	14,765	
January	15,825	
February	17,610	
March	17,610	
April	17,610	
May	18,693	
June	18,773	

QUALITY

	Quantity	Base Number	Contract	AT	Region	England
% of FP17s for the same patient ID Re-attending within 3 months - Children	107	1,797	6.0%	11.2%	11.8%	12.4%
% of FP17s for the same patient ID Re-attending within 3 months - Adults	166	1,800	9.2%	16.3%	17.1%	16.7%
% of FP17s for the same patient ID Re-attending between 3 & 9 months - Children	574	1,797	31.9%	41.5%	45.8%	57.4%
% of FP17s for the same patient ID Re-attending between 3 & 9 months - Adults	581	1,800	32.3%	35.0%	37.6%	50.5%
% of FP17s for Band 1 Urgent Courses	76	3,080	2.5%	10.8%	10.6%	9.1%
% of FP17s Relating to Free Repair or Replacements	8	3,080	0.3%	0.5%	0.6%	0.8%
% of FP17s Relating to Continuations	32	3,080	1.0%	0.9%	0.9%	1.3%
% of Patients satisfied with the dentistry they have received	1	1	N/A	89.2%	90.2%	93.2%
% of Patients satisfied with the time they had to wait for an appointment	1	1	N/A	81.5%	83.8%	89.0%

* This is based on patients treated on this contract for their most recent course of treatment. Figures in italics indicate the base number of FP17s or Patient Questionnaire responses are less than 100. N/A is shown where the base number of responses is less than 10 during the period. % is calculated as Quantity/Base number*100

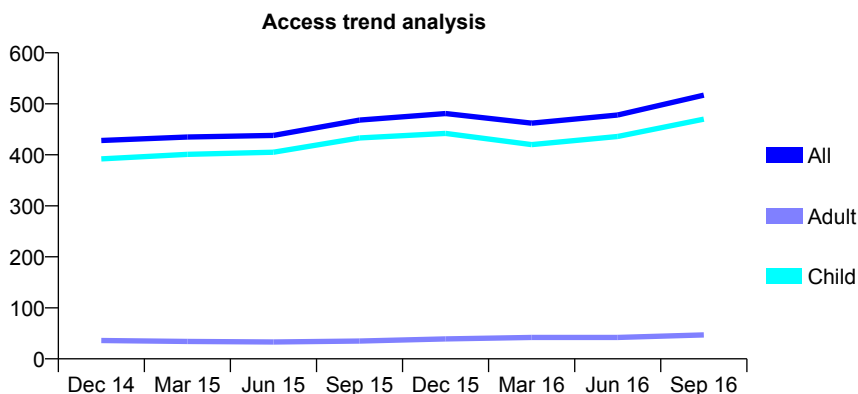
Q61 - Vital Signs At a Glance Contract Report for 910716/0001 - September 2016

Name or company name	MR JS BLISS
Contract type name	GDS Contract
Purpose of contract	General
Contract start date	01/04/2006
Contract end date	

16/17 Contracted general activity (UDA)	550
Carry forward general activity (UDA)	-7
16/17 Contracted orthodontic activity (UOA)	0
Carry forward orthodontic activity (UOA)	0
Baseline contract value	£13,343.15

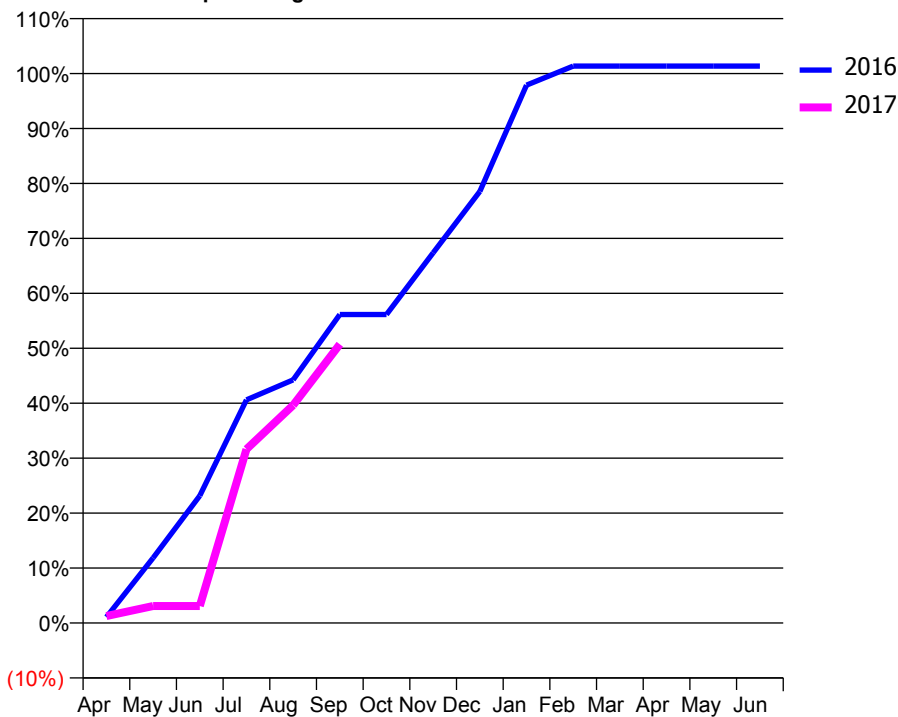
ACCESS*

Patients seen in 24 months	Total	Change since previous quarter
Quarter ending September 2015	468	
Quarter ending December 2015	481	↑
Quarter ending March 2016	462	↓
Quarter ending June 2016	478	↑
Quarter ending September 2016	517	↑
Variance since September 2015	10.5%	↑



ACTIVITY

Cumulative percentage of contracted UDA delivered 2016 & 2017



Month	Adjusted Scheduled Activity (UDA)	
	2016	2017
April	6	7
May	65	17
June	127	17
July	223	174
August	243	218
September	309	279
October	309	
November	371	
December	432	
January	538	
February	557	
March	557	
April	557	
May	557	
June	557	

QUALITY

	Quantity	Base Number	Contract	AT	Region	England
% of FP17s for the same patient ID Re-attending within 3 months - Children	5	189	2.6%	11.2%	11.8%	12.4%
% of FP17s for the same patient ID Re-attending within 3 months - Adults	1	12	8.3%	16.3%	17.1%	16.7%
% of FP17s for the same patient ID Re-attending between 3 & 9 months - Children	24	189	12.7%	41.5%	45.8%	57.4%
% of FP17s for the same patient ID Re-attending between 3 & 9 months - Adults	2	12	16.7%	35.0%	37.6%	50.5%
% of FP17s for Band 1 Urgent Courses	0	201	0.0%	10.8%	10.6%	9.1%
% of FP17s Relating to Free Repair or Replacements	0	201	0.0%	0.5%	0.6%	0.8%
% of FP17s Relating to Continuations	0	201	0.0%	0.9%	0.9%	1.3%
% of Patients satisfied with the dentistry they have received	0	0	N/A	89.2%	90.2%	93.2%
% of Patients satisfied with the time they had to wait for an appointment	0	0	N/A	81.5%	83.8%	89.0%

* This is based on patients treated on this contract for their most recent course of treatment. Figures in italics indicate the base number of FP17s or Patient Questionnaire responses are less than 100. N/A is shown where the base number of responses is less than 10 during the period. % is calculated as Quantity/Base number*100

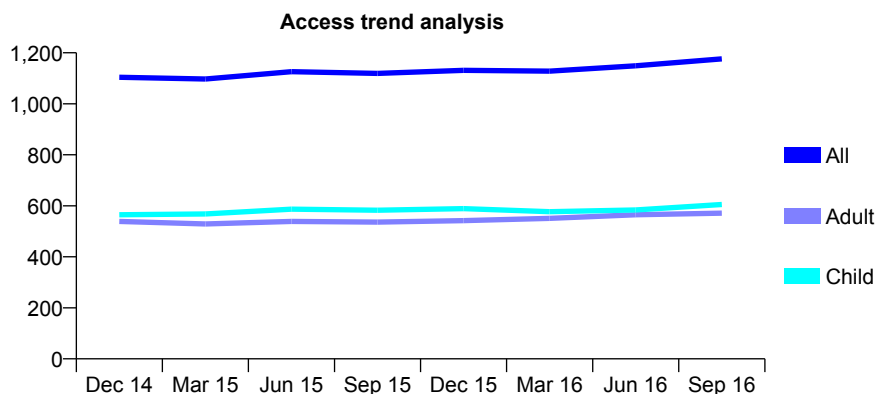
Q61 - Vital Signs At a Glance Contract Report for 912085/0001 - September 2016

Name or company name	MR MP BASS
Contract type name	GDS Contract
Purpose of contract	General
Contract start date	01/04/2006
Contract end date	

16/17 Contracted general activity (UDA)	2,738
Carry forward general activity (UDA)	38
16/17 Contracted orthodontic activity (UOA)	0
Carry forward orthodontic activity (UOA)	0
Baseline contract value	£59,499.65

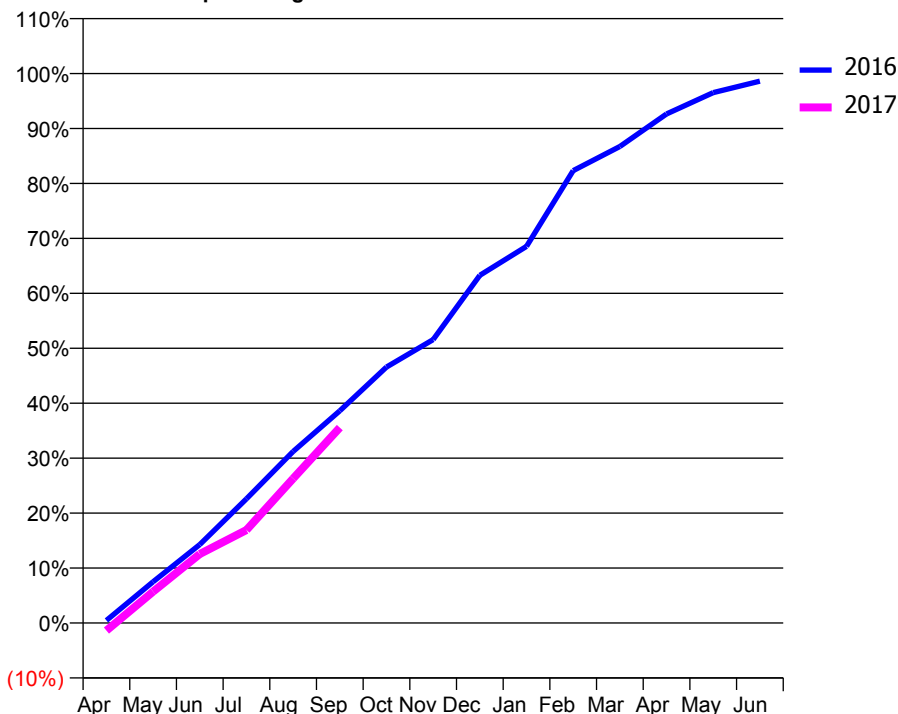
ACCESS*

Patients seen in 24 months	Total	Change since previous quarter
Quarter ending September 2015	1,119	
Quarter ending December 2015	1,131	→
Quarter ending March 2016	1,128	→
Quarter ending June 2016	1,149	→
Quarter ending September 2016	1,176	↑
Variance since September 2015	5.1%	↑



ACTIVITY

Cumulative percentage of contracted UDA delivered 2016 & 2017



Month	Adjusted Scheduled Activity (UDA)	
	2016	2017
April	13	-38
May	205	157
June	391	344
July	619	463
August	855	720
September	1,057	973
October	1,275	
November	1,412	
December	1,732	
January	1,877	
February	2,254	
March	2,374	
April	2,536	
May	2,643	
June	2,700	

QUALITY

	Quantity	Base Number	Contract	AT	Region	England
% of FP17s for the same patient ID Re-attending within 3 months - Children	32	338	9.5%	11.2%	11.8%	12.4%
% of FP17s for the same patient ID Re-attending within 3 months - Adults	75	347	21.6%	16.3%	17.1%	16.7%
% of FP17s for the same patient ID Re-attending between 3 & 9 months - Children	137	338	40.5%	41.5%	45.8%	57.4%
% of FP17s for the same patient ID Re-attending between 3 & 9 months - Adults	109	347	31.4%	35.0%	37.6%	50.5%
% of FP17s for Band 1 Urgent Courses	27	530	5.1%	10.8%	10.6%	9.1%
% of FP17s Relating to Free Repair or Replacements	13	530	2.5%	0.5%	0.6%	0.8%
% of FP17s Relating to Continuations	4	530	0.8%	0.9%	0.9%	1.3%
% of Patients satisfied with the dentistry they have received	2	2	N/A	89.2%	90.2%	93.2%
% of Patients satisfied with the time they had to wait for an appointment	2	2	N/A	81.5%	83.8%	89.0%

* This is based on patients treated on this contract for their most recent course of treatment. Figures in italics indicate the base number of FP17s or Patient Questionnaire responses are less than 100. N/A is shown where the base number of responses is less than 10 during the period. % is calculated as Quantity/Base number*100

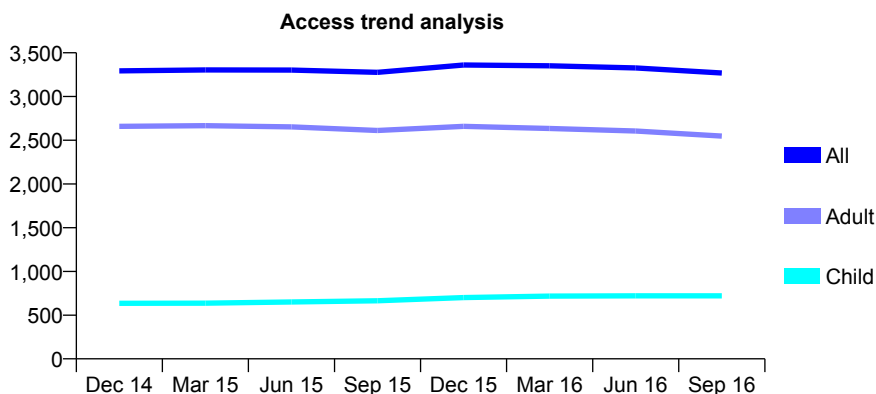
Q61 - Vital Signs At a Glance Contract Report for 912468/0001 - September 2016

Name or company name	MR KN FALEKKOS
Contract type name	GDS Contract
Purpose of contract	General
Contract start date	01/04/2006
Contract end date	

16/17 Contracted general activity (UDA)	8,701
Carry forward general activity (UDA)	0
16/17 Contracted orthodontic activity (UOA)	0
Carry forward orthodontic activity (UOA)	0
Baseline contract value	£236,435.82

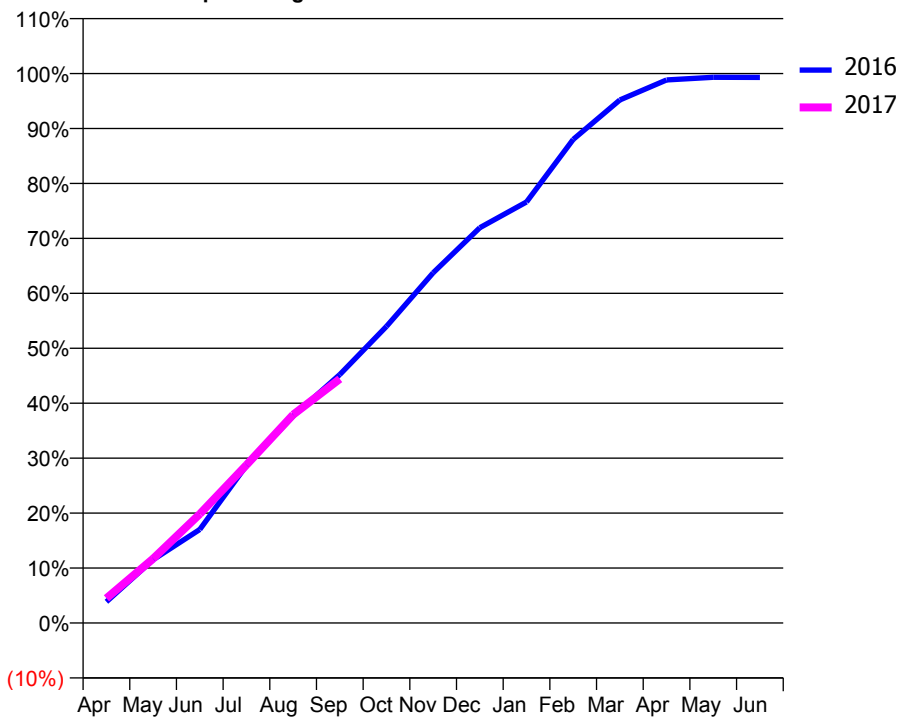
ACCESS*

Patients seen in 24 months	Total	Change since previous quarter
Quarter ending September 2015	3,276	
Quarter ending December 2015	3,360	↑
Quarter ending March 2016	3,351	→
Quarter ending June 2016	3,327	→
Quarter ending September 2016	3,269	↓
Variance since September 2015	(0.2%)	→



ACTIVITY

Cumulative percentage of contracted UDA delivered 2016 & 2017



Adjusted Scheduled Activity (UDA)

Month	2016	2017
April	336	392
May	1,001	1,019
June	1,482	1,727
July	2,495	2,503
August	3,279	3,300
September	3,935	3,866
October	4,697	
November	5,545	
December	6,259	
January	6,666	
February	7,658	
March	8,282	
April	8,598	
May	8,642	
June	8,640	

QUALITY

	Quantity	Base Number	Contract	AT	Region	England
% of FP17s for the same patient ID Re-attending within 3 months - Children	28	472	5.9%	11.2%	11.8%	12.4%
% of FP17s for the same patient ID Re-attending within 3 months - Adults	131	1,356	9.7%	16.3%	17.1%	16.7%
% of FP17s for the same patient ID Re-attending between 3 & 9 months - Children	241	472	51.1%	41.5%	45.8%	57.4%
% of FP17s for the same patient ID Re-attending between 3 & 9 months - Adults	532	1,356	39.2%	35.0%	37.6%	50.5%
% of FP17s for Band 1 Urgent Courses	157	1,682	9.3%	10.8%	10.6%	9.1%
% of FP17s Relating to Free Repair or Replacements	2	1,682	0.1%	0.5%	0.6%	0.8%
% of FP17s Relating to Continuations	0	1,682	0.0%	0.9%	0.9%	1.3%
% of Patients satisfied with the dentistry they have received	3	3	N/A	89.2%	90.2%	93.2%
% of Patients satisfied with the time they had to wait for an appointment	2	3	N/A	81.5%	83.8%	89.0%

* This is based on patients treated on this contract for their most recent course of treatment. Figures in italics indicate the base number of FP17s or Patient Questionnaire responses are less than 100. N/A is shown where the base number of responses is less than 10 during the period. % is calculated as Quantity/Base number*100

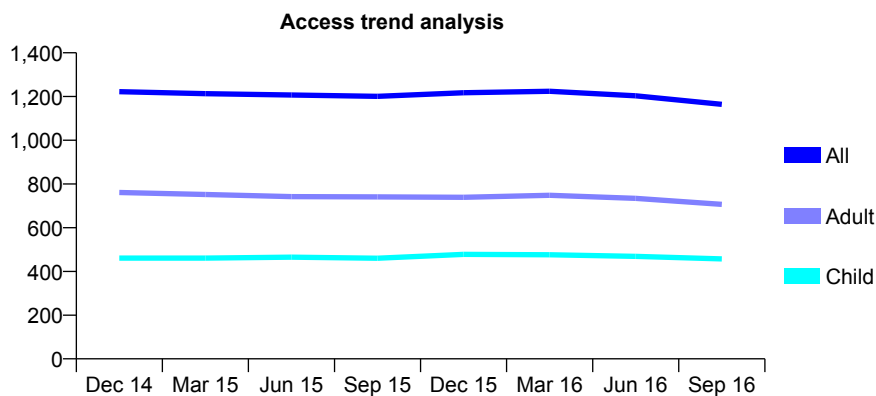
Q61 - Vital Signs At a Glance Contract Report for 914681/0001 - September 2016

Name or company name	MR VK SETHI
Contract type name	GDS Contract
Purpose of contract	General
Contract start date	01/04/2006
Contract end date	

16/17 Contracted general activity (UDA)	4,926
Carry forward general activity (UDA)	28
16/17 Contracted orthodontic activity (UOA)	0
Carry forward orthodontic activity (UOA)	0
Baseline contract value	£169,758.21

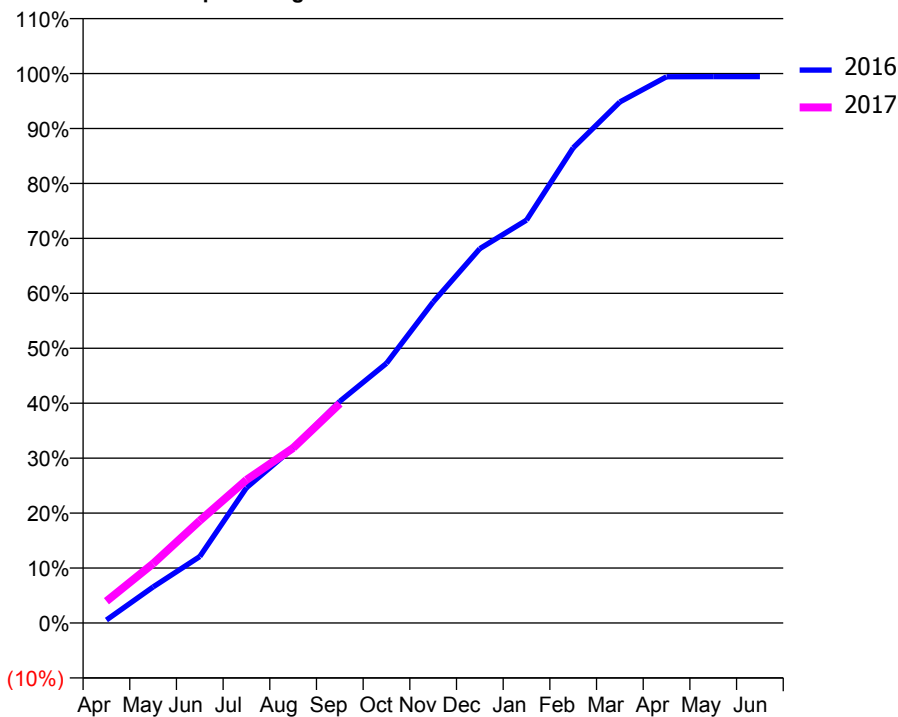
ACCESS*

Patients seen in 24 months	Total	Change since previous quarter
Quarter ending September 2015	1,201	
Quarter ending December 2015	1,217	→
Quarter ending March 2016	1,224	→
Quarter ending June 2016	1,203	↓
Quarter ending September 2016	1,164	↓
Variance since September 2015	(3.1%)	↓



ACTIVITY

Cumulative percentage of contracted UDA delivered 2016 & 2017



Adjusted Scheduled Activity (UDA)

Month	2016	2017
April	27	195
May	324	532
June	595	917
July	1,213	1,284
August	1,569	1,569
September	1,987	1,967
October	2,329	
November	2,878	
December	3,356	
January	3,612	
February	4,260	
March	4,671	
April	4,897	
May	4,898	
June	4,898	

QUALITY

	Quantity	Base Number	Contract	AT	Region	England
% of FP17s for the same patient ID Re-attending within 3 months - Children	27	348	7.8%	11.2%	11.8%	12.4%
% of FP17s for the same patient ID Re-attending within 3 months - Adults	98	448	21.9%	16.3%	17.1%	16.7%
% of FP17s for the same patient ID Re-attending between 3 & 9 months - Children	221	348	63.5%	41.5%	45.8%	57.4%
% of FP17s for the same patient ID Re-attending between 3 & 9 months - Adults	241	448	53.8%	35.0%	37.6%	50.5%
% of FP17s for Band 1 Urgent Courses	62	726	8.5%	10.8%	10.6%	9.1%
% of FP17s Relating to Free Repair or Replacements	0	726	0.0%	0.5%	0.6%	0.8%
% of FP17s Relating to Continuations	4	726	0.6%	0.9%	0.9%	1.3%
% of Patients satisfied with the dentistry they have received	1	1	N/A	89.2%	90.2%	93.2%
% of Patients satisfied with the time they had to wait for an appointment	1	1	N/A	81.5%	83.8%	89.0%

* This is based on patients treated on this contract for their most recent course of treatment. Figures in italics indicate the base number of FP17s or Patient Questionnaire responses are less than 100. N/A is shown where the base number of responses is less than 10 during the period. % is calculated as Quantity/Base number*100

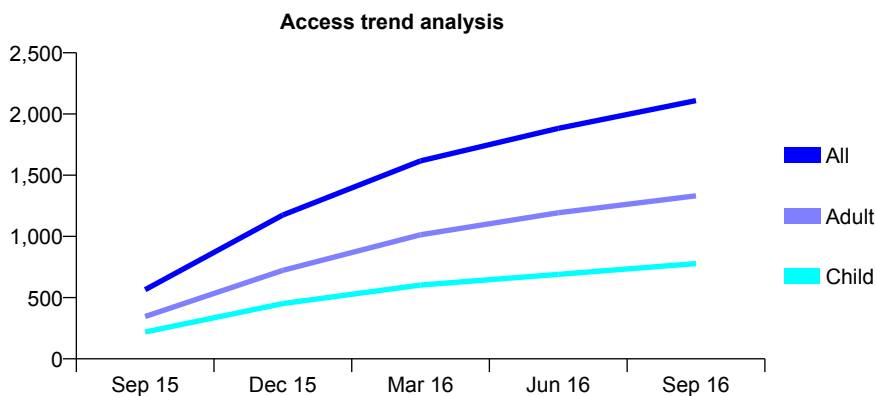
Q61 - Vital Signs At a Glance Contract Report for 916358/0002 - September 2016

Name or company name	MR PD CLESHAM
Contract type name	GDS Contract
Purpose of contract	General
Contract start date	01/05/2015
Contract end date	

16/17 Contracted general activity (UDA)	7,986
Carry forward general activity (UDA)	119
16/17 Contracted orthodontic activity (UOA)	0
Carry forward orthodontic activity (UOA)	0
Baseline contract value	£217,891.55

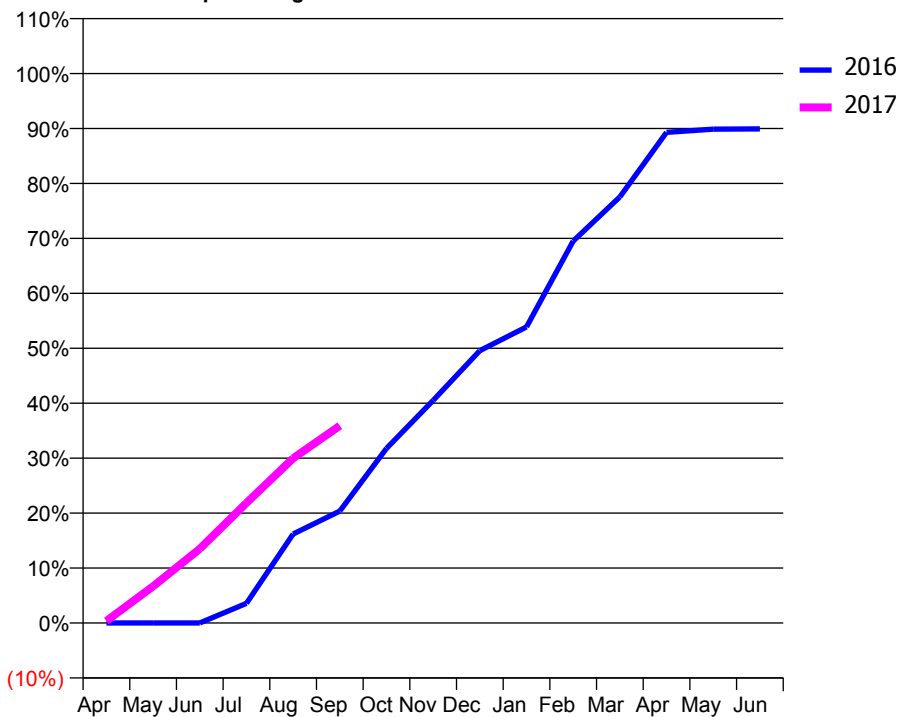
ACCESS*

Patients seen in 24 months	Total	Change since previous quarter
Quarter ending September 2015	565	
Quarter ending December 2015	1,175	↑
Quarter ending March 2016	1,617	↑
Quarter ending June 2016	1,883	↑
Quarter ending September 2016	2,110	↑
Variance since September 2015	273.5%	↑



ACTIVITY

Cumulative percentage of contracted UDA delivered 2016 & 2017



Month	Adjusted Scheduled Activity (UDA)	
	2016	2017
April	0	31
May	0	534
June	0	1,078
July	261	1,745
August	1,186	2,394
September	1,491	2,868
October	2,325	
November	2,965	
December	3,629	
January	3,945	
February	5,088	
March	5,676	
April	6,536	
May	6,579	
June	6,581	

QUALITY

	Quantity	Base Number	Contract	AT	Region	England
% of FP17s for the same patient ID Re-attending within 3 months - Children	28	490	5.7%	11.2%	11.8%	12.4%
% of FP17s for the same patient ID Re-attending within 3 months - Adults	97	881	11.0%	16.3%	17.1%	16.7%
% of FP17s for the same patient ID Re-attending between 3 & 9 months - Children	163	490	33.3%	41.5%	45.8%	57.4%
% of FP17s for the same patient ID Re-attending between 3 & 9 months - Adults	312	881	35.4%	35.0%	37.6%	50.5%
% of FP17s for Band 1 Urgent Courses	89	1,133	7.9%	10.8%	10.6%	9.1%
% of FP17s Relating to Free Repair or Replacements	0	1,133	0.0%	0.5%	0.6%	0.8%
% of FP17s Relating to Continuations	1	1,133	0.1%	0.9%	0.9%	1.3%
% of Patients satisfied with the dentistry they have received	0	0	N/A	89.2%	90.2%	93.2%
% of Patients satisfied with the time they had to wait for an appointment	0	0	N/A	81.5%	83.8%	89.0%

* This is based on patients treated on this contract for their most recent course of treatment. Figures in italics indicate the base number of FP17s or Patient Questionnaire responses are less than 100. N/A is shown where the base number of responses is less than 10 during the period. % is calculated as Quantity/Base number*100

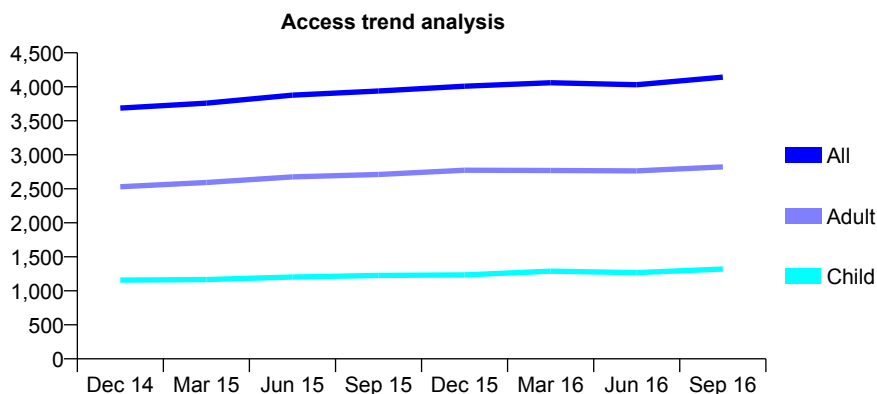
Q61 - Vital Signs At a Glance Contract Report for 917079/0001 - September 2016

Name or company name	MRS A LEE
Contract type name	GDS Contract
Purpose of contract	General and Orthodontic
Contract start date	01/04/2006
Contract end date	

16/17 Contracted general activity (UDA)	9,302
Carry forward general activity (UDA)	0
16/17 Contracted orthodontic activity (UOA)	1,353
Carry forward orthodontic activity (UOA)	0
Baseline contract value	£374,364.28

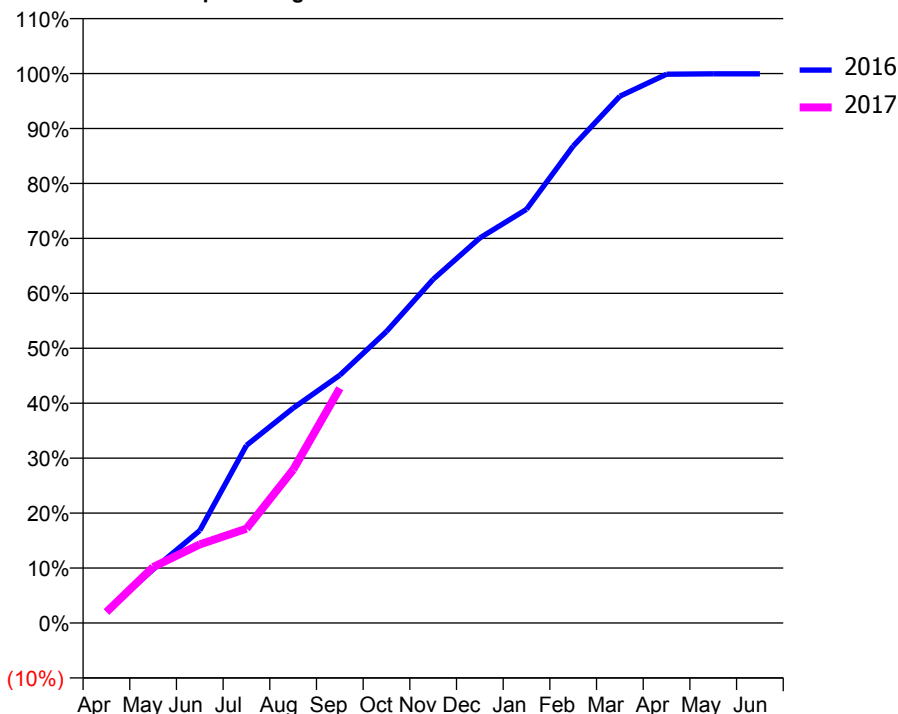
ACCESS*

Patients seen in 24 months	Total	Change since previous quarter
Quarter ending September 2015	3,938	
Quarter ending December 2015	4,008	→
Quarter ending March 2016	4,059	→
Quarter ending June 2016	4,030	→
Quarter ending September 2016	4,143	↑
Variance since September 2015	5.2%	↑



ACTIVITY

Cumulative percentage of contracted UDA delivered 2016 & 2017



Adjusted Scheduled Activity (UDA)

Month	2016	2017
April	203	187
May	906	947
June	1,564	1,332
July	3,008	1,597
August	3,637	2,595
September	4,195	3,975
October	4,935	
November	5,819	
December	6,519	
January	7,004	
February	8,074	
March	8,917	
April	9,290	
May	9,298	
June	9,298	

QUALITY

	Quantity	Base Number	Contract	AT	Region	England
% of FP17s for the same patient ID Re-attending within 3 months - Children	58	746	7.8%	11.2%	11.8%	12.4%
% of FP17s for the same patient ID Re-attending within 3 months - Adults	175	1,280	13.7%	16.3%	17.1%	16.7%
% of FP17s for the same patient ID Re-attending between 3 & 9 months - Children	217	746	29.1%	41.5%	45.8%	57.4%
% of FP17s for the same patient ID Re-attending between 3 & 9 months - Adults	374	1,280	29.2%	35.0%	37.6%	50.5%
% of FP17s for Band 1 Urgent Courses	150	1,816	8.3%	10.8%	10.6%	9.1%
% of FP17s Relating to Free Repair or Replacements	9	1,816	0.5%	0.5%	0.6%	0.8%
% of FP17s Relating to Continuations	17	1,816	0.9%	0.9%	0.9%	1.3%
% of Patients satisfied with the dentistry they have received	2	2	N/A	89.2%	90.2%	93.2%
% of Patients satisfied with the time they had to wait for an appointment	1	2	N/A	81.5%	83.8%	89.0%

* This is based on patients treated on this contract for their most recent course of treatment. Figures in italics indicate the base number of FP17s or Patient Questionnaire responses are less than 100. N/A is shown where the base number of responses is less than 10 during the period. % is calculated as Quantity/Base number*100

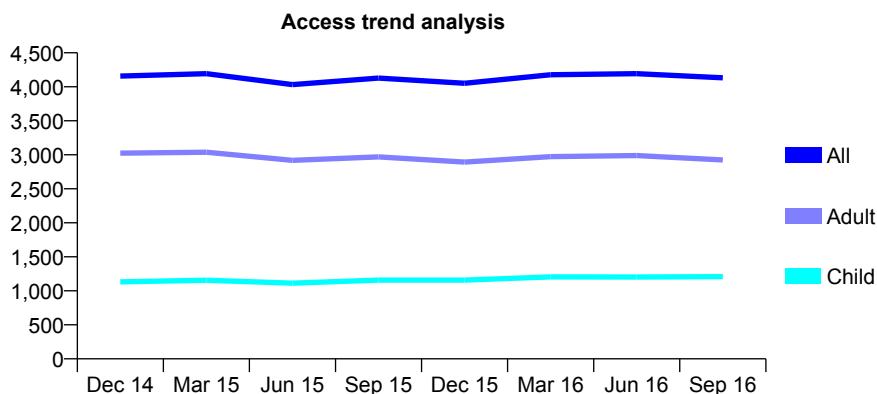
Q61 - Vital Signs At a Glance Contract Report for 918393/0001 - September 2016

Name or company name	MISS SV SMALL
Contract type name	GDS Contract
Purpose of contract	General
Contract start date	01/04/2006
Contract end date	

16/17 Contracted general activity (UDA)	9,569
Carry forward general activity (UDA)	-191
16/17 Contracted orthodontic activity (UOA)	0
Carry forward orthodontic activity (UOA)	0
Baseline contract value	£269,140.47

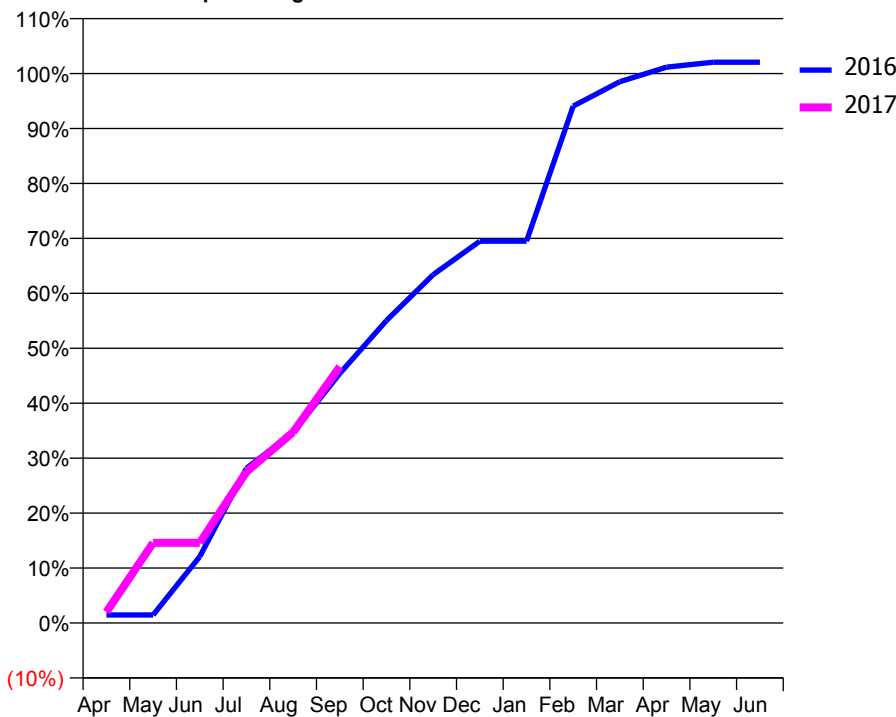
ACCESS*

Patients seen in 24 months	Total	Change since previous quarter
Quarter ending September 2015	4,128	
Quarter ending December 2015	4,051	↓
Quarter ending March 2016	4,178	↑
Quarter ending June 2016	4,193	→
Quarter ending September 2016	4,133	↓
Variance since September 2015	0.1%	→



ACTIVITY

Cumulative percentage of contracted UDA delivered 2016 & 2017



Adjusted Scheduled Activity (UDA)

Month	2016	2017
April	141	191
May	141	1,397
June	1,157	1,397
July	2,695	2,631
August	3,320	3,325
September	4,346	4,463
October	5,268	
November	6,066	
December	6,649	
January	6,649	
February	9,002	
March	9,427	
April	9,680	
May	9,765	
June	9,765	

QUALITY

	Quantity	Base Number	Contract	AT	Region	England
% of FP17s for the same patient ID Re-attending within 3 months - Children	104	910	11.4%	11.2%	11.8%	12.4%
% of FP17s for the same patient ID Re-attending within 3 months - Adults	353	1,992	17.7%	16.3%	17.1%	16.7%
% of FP17s for the same patient ID Re-attending between 3 & 9 months - Children	508	910	55.8%	41.5%	45.8%	57.4%
% of FP17s for the same patient ID Re-attending between 3 & 9 months - Adults	1,014	1,992	50.9%	35.0%	37.6%	50.5%
% of FP17s for Band 1 Urgent Courses	297	2,261	13.1%	10.8%	10.6%	9.1%
% of FP17s Relating to Free Repair or Replacements	8	2,261	0.4%	0.5%	0.6%	0.8%
% of FP17s Relating to Continuations	42	2,261	1.9%	0.9%	0.9%	1.3%
% of Patients satisfied with the dentistry they have received	2	2	N/A	89.2%	90.2%	93.2%
% of Patients satisfied with the time they had to wait for an appointment	2	2	N/A	81.5%	83.8%	89.0%

* This is based on patients treated on this contract for their most recent course of treatment. Figures in italics indicate the base number of FP17s or Patient Questionnaire responses are less than 100. N/A is shown where the base number of responses is less than 10 during the period. % is calculated as Quantity/Base number*100

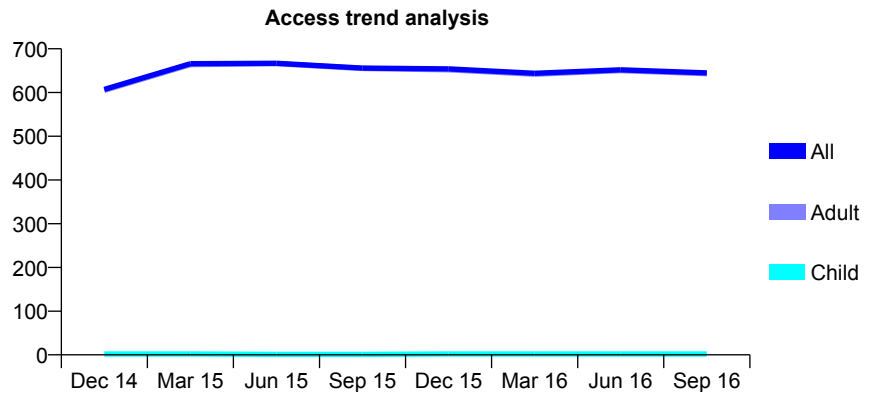
Q61 - Vital Signs At a Glance Contract Report for 921351/0007 - September 2016

Name or company name	MR PK CHOPRA
Contract type name	GDS Contract
Purpose of contract	General
Contract start date	01/04/2006
Contract end date	

16/17 Contracted general activity (UDA)	1,800
Carry forward general activity (UDA)	0
16/17 Contracted orthodontic activity (UOA)	0
Carry forward orthodontic activity (UOA)	0
Baseline contract value	£51,508.17

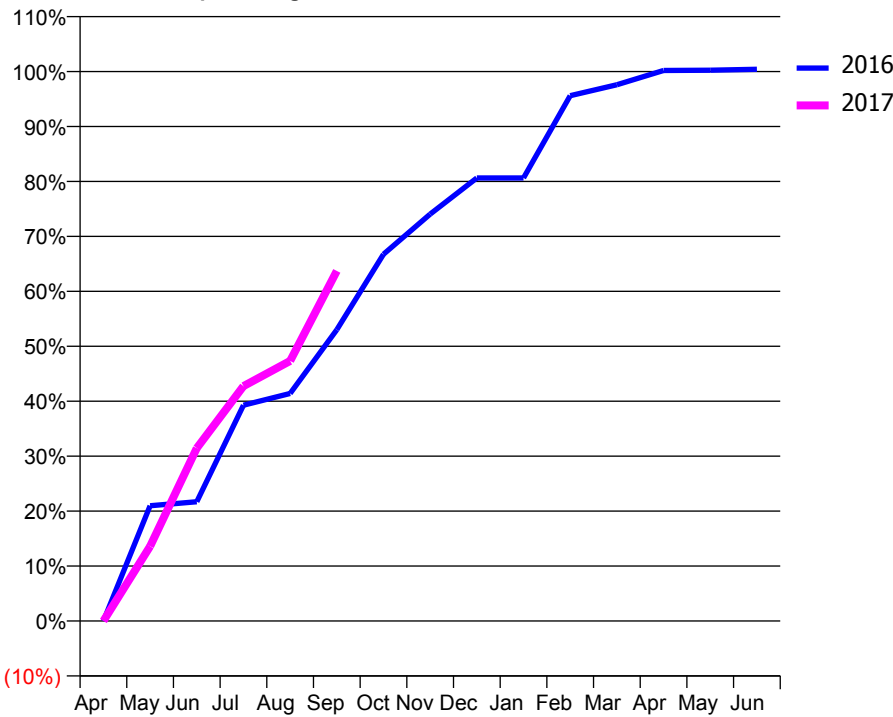
ACCESS*

Patients seen in 24 months	Total	Change since previous quarter
Quarter ending September 2015	656	
Quarter ending December 2015	654	→
Quarter ending March 2016	644	↓
Quarter ending June 2016	652	→
Quarter ending September 2016	645	↓
Variance since September 2015	(1.7%)	↓



ACTIVITY

Cumulative percentage of contracted UDA delivered 2016 & 2017



Month	Adjusted Scheduled Activity (UDA)	
	2016	2017
April	0	0
May	378	245
June	391	566
July	707	770
August	745	852
September	954	1,147
October	1,201	
November	1,333	
December	1,451	
January	1,451	
February	1,721	
March	1,757	
April	1,803	
May	1,804	
June	1,807	

QUALITY

	Quantity	Base Number	Contract	AT	Region	England
% of FP17s for the same patient ID Re-attending within 3 months - Children	0	0	N/A	11.2%	11.8%	12.4%
% of FP17s for the same patient ID Re-attending within 3 months - Adults	23	249	9.2%	16.3%	17.1%	16.7%
% of FP17s for the same patient ID Re-attending between 3 & 9 months - Children	0	0	N/A	41.5%	45.8%	57.4%
% of FP17s for the same patient ID Re-attending between 3 & 9 months - Adults	14	249	5.6%	35.0%	37.6%	50.5%
% of FP17s for Band 1 Urgent Courses	79	225	35.1%	10.8%	10.6%	9.1%
% of FP17s Relating to Free Repair or Replacements	0	225	0.0%	0.5%	0.6%	0.8%
% of FP17s Relating to Continuations	2	225	0.9%	0.9%	0.9%	1.3%
% of Patients satisfied with the dentistry they have received	0	0	N/A	89.2%	90.2%	93.2%
% of Patients satisfied with the time they had to wait for an appointment	0	0	N/A	81.5%	83.8%	89.0%

* This is based on patients treated on this contract for their most recent course of treatment. Figures in italics indicate the base number of FP17s or Patient Questionnaire responses are less than 100. N/A is shown where the base number of responses is less than 10 during the period. % is calculated as Quantity/Base number*100

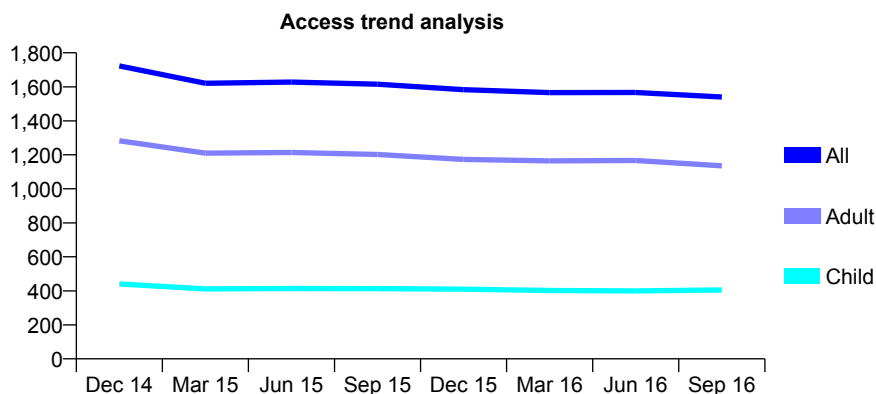
Q61 - Vital Signs At a Glance Contract Report for 921734/0001 - September 2016

Name or company name	MR N PATEL
Contract type name	GDS Contract
Purpose of contract	General
Contract start date	01/04/2006
Contract end date	

16/17 Contracted general activity (UDA)	5,448
Carry forward general activity (UDA)	-45
16/17 Contracted orthodontic activity (UOA)	0
Carry forward orthodontic activity (UOA)	0
Baseline contract value	£183,829.26

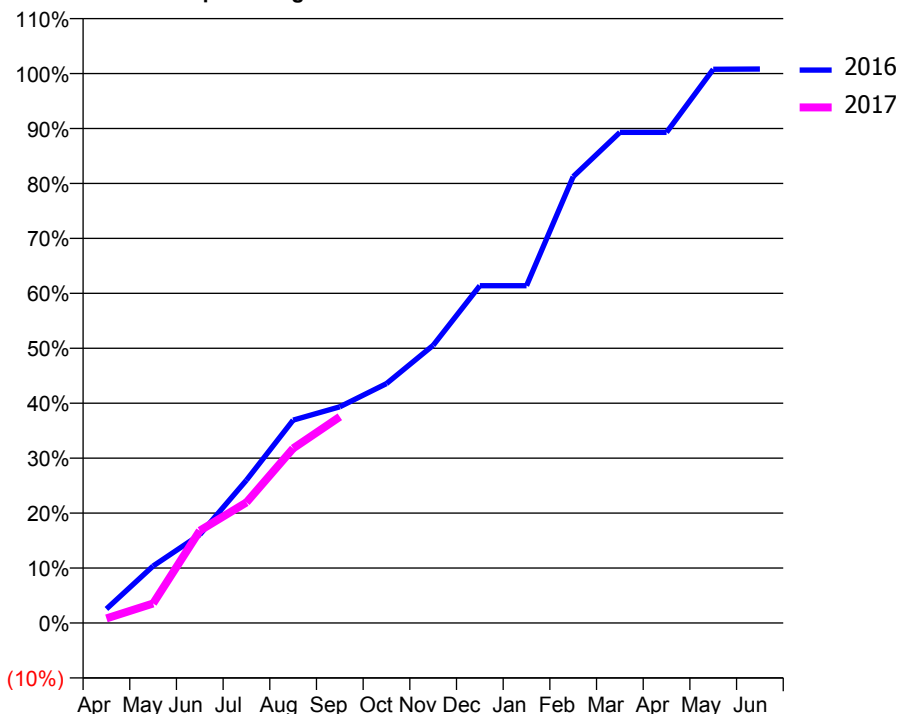
ACCESS*

Patients seen in 24 months	Total	Change since previous quarter
Quarter ending September 2015	1,615	
Quarter ending December 2015	1,583	↓
Quarter ending March 2016	1,566	↓
Quarter ending June 2016	1,567	→
Quarter ending September 2016	1,540	↓
Variance since September 2015	(4.6%)	↓



ACTIVITY

Cumulative percentage of contracted UDA delivered 2016 & 2017



Month	Adjusted Scheduled Activity (UDA)	
	2016	2017
April	140	45
May	565	193
June	876	915
July	1,417	1,195
August	2,012	1,731
September	2,144	2,045
October	2,373	
November	2,754	
December	3,344	
January	3,344	
February	4,425	
March	4,864	
April	4,864	
May	5,490	
June	5,493	

QUALITY

	Quantity	Base Number	Contract	AT	Region	England
% of FP17s for the same patient ID Re-attending within 3 months - Children	7	169	4.1%	11.2%	11.8%	12.4%
% of FP17s for the same patient ID Re-attending within 3 months - Adults	36	478	7.5%	16.3%	17.1%	16.7%
% of FP17s for the same patient ID Re-attending between 3 & 9 months - Children	60	169	35.5%	41.5%	45.8%	57.4%
% of FP17s for the same patient ID Re-attending between 3 & 9 months - Adults	180	478	37.7%	35.0%	37.6%	50.5%
% of FP17s for Band 1 Urgent Courses	3	531	0.6%	10.8%	10.6%	9.1%
% of FP17s Relating to Free Repair or Replacements	0	531	0.0%	0.5%	0.6%	0.8%
% of FP17s Relating to Continuations	1	531	0.2%	0.9%	0.9%	1.3%
% of Patients satisfied with the dentistry they have received	1	1	N/A	89.2%	90.2%	93.2%
% of Patients satisfied with the time they had to wait for an appointment	1	1	N/A	81.5%	83.8%	89.0%

* This is based on patients treated on this contract for their most recent course of treatment. Figures in italics indicate the base number of FP17s or Patient Questionnaire responses are less than 100. N/A is shown where the base number of responses is less than 10 during the period. % is calculated as Quantity/Base number*100

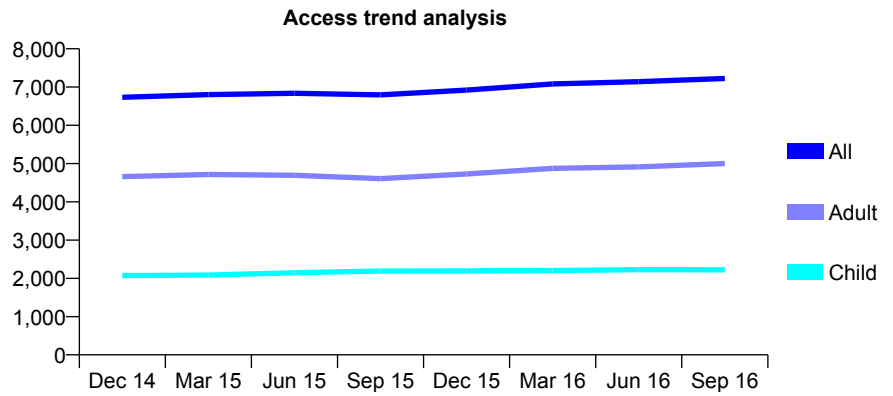
Q61 - Vital Signs At a Glance Contract Report for 921742/0002 - September 2016

Name or company name	MR AA OJETUNDE
Contract type name	GDS Contract
Purpose of contract	General
Contract start date	01/04/2006
Contract end date	

16/17 Contracted general activity (UDA)	31,006
Carry forward general activity (UDA)	-101
16/17 Contracted orthodontic activity (UOA)	0
Carry forward orthodontic activity (UOA)	0
Baseline contract value	£987,543.43

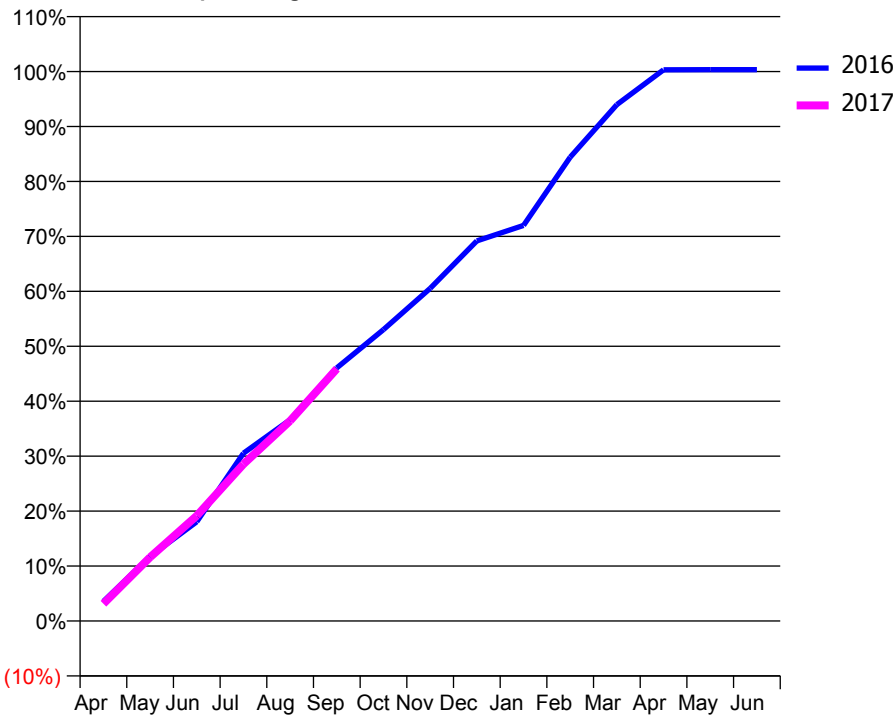
ACCESS*

Patients seen in 24 months	Total	Change since previous quarter
Quarter ending September 2015	6,797	
Quarter ending December 2015	6,921	→
Quarter ending March 2016	7,081	↑
Quarter ending June 2016	7,139	→
Quarter ending September 2016	7,223	→
Variance since September 2015	6.3%	↑



ACTIVITY

Cumulative percentage of contracted UDA delivered 2016 & 2017



Month	Adjusted Scheduled Activity (UDA)	
	2016	2017
April	1,107	975
May	3,645	3,598
June	5,603	5,941
July	9,469	8,855
August	11,359	11,295
September	14,286	14,230
October	16,442	
November	18,770	
December	21,449	
January	22,319	
February	26,170	
March	29,135	
April	31,104	
May	31,107	
June	31,107	

QUALITY

	Quantity	Base Number	Contract	AT	Region	England
% of FP17s for the same patient ID Re-attending within 3 months - Children	91	1,293	7.0%	11.2%	11.8%	12.4%
% of FP17s for the same patient ID Re-attending within 3 months - Adults	335	2,574	13.0%	16.3%	17.1%	16.7%
% of FP17s for the same patient ID Re-attending between 3 & 9 months - Children	352	1,293	27.2%	41.5%	45.8%	57.4%
% of FP17s for the same patient ID Re-attending between 3 & 9 months - Adults	611	2,574	23.7%	35.0%	37.6%	50.5%
% of FP17s for Band 1 Urgent Courses	356	3,463	10.3%	10.8%	10.6%	9.1%
% of FP17s Relating to Free Repair or Replacements	34	3,463	1.0%	0.5%	0.6%	0.8%
% of FP17s Relating to Continuations	36	3,463	1.0%	0.9%	0.9%	1.3%
% of Patients satisfied with the dentistry they have received	5	6	N/A	89.2%	90.2%	93.2%
% of Patients satisfied with the time they had to wait for an appointment	6	6	N/A	81.5%	83.8%	89.0%

* This is based on patients treated on this contract for their most recent course of treatment. Figures in italics indicate the base number of FP17s or Patient Questionnaire responses are less than 100. N/A is shown where the base number of responses is less than 10 during the period. % is calculated as Quantity/Base number*100

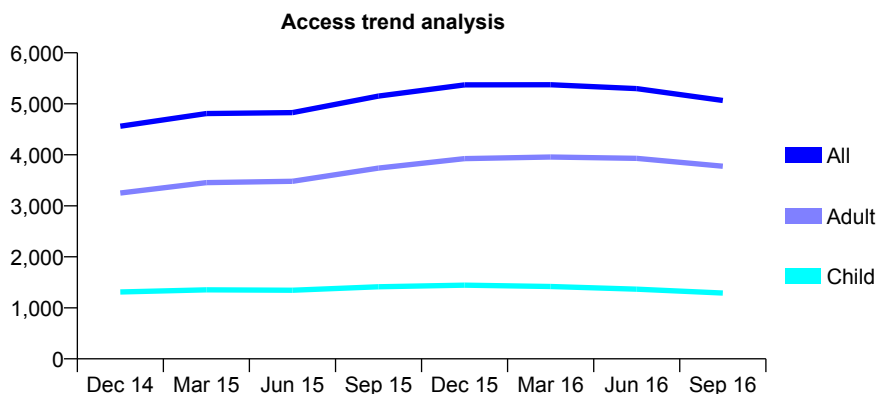
Q61 - Vital Signs At a Glance Contract Report for 921777/0001 - September 2016

Name or company name	MISS A AGGARWAL
Contract type name	GDS Contract
Purpose of contract	General
Contract start date	01/04/2006
Contract end date	

16/17 Contracted general activity (UDA)	11,405
Carry forward general activity (UDA)	-117
16/17 Contracted orthodontic activity (UOA)	0
Carry forward orthodontic activity (UOA)	0
Baseline contract value	£285,901.44

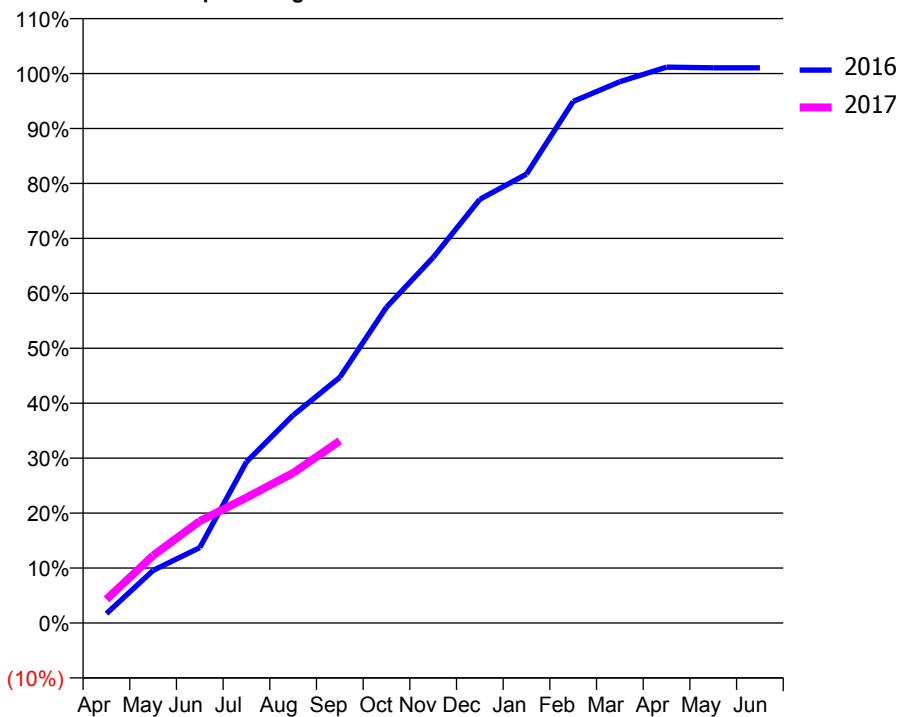
ACCESS*

Patients seen in 24 months	Total	Change since previous quarter
Quarter ending September 2015	5,152	
Quarter ending December 2015	5,370	↑
Quarter ending March 2016	5,374	→
Quarter ending June 2016	5,297	↓
Quarter ending September 2016	5,065	↓
Variance since September 2015	(1.7%)	↓



ACTIVITY

Cumulative percentage of contracted UDA delivered 2016 & 2017



Month	Adjusted Scheduled Activity (UDA)	
	2016	2017
April	194	491
May	1,091	1,401
June	1,564	2,116
July	3,346	2,604
August	4,313	3,115
September	5,100	3,782
October	6,556	
November	7,588	
December	8,794	
January	9,319	
February	10,827	
March	11,235	
April	11,537	
May	11,524	
June	11,522	

QUALITY

	Quantity	Base Number	Contract	AT	Region	England
% of FP17s for the same patient ID Re-attending within 3 months - Children	76	735	10.3%	11.2%	11.8%	12.4%
% of FP17s for the same patient ID Re-attending within 3 months - Adults	278	1,985	14.0%	16.3%	17.1%	16.7%
% of FP17s for the same patient ID Re-attending between 3 & 9 months - Children	391	735	53.2%	41.5%	45.8%	57.4%
% of FP17s for the same patient ID Re-attending between 3 & 9 months - Adults	1,095	1,985	55.2%	35.0%	37.6%	50.5%
% of FP17s for Band 1 Urgent Courses	95	2,155	4.4%	10.8%	10.6%	9.1%
% of FP17s Relating to Free Repair or Replacements	16	2,155	0.7%	0.5%	0.6%	0.8%
% of FP17s Relating to Continuations	7	2,155	0.3%	0.9%	0.9%	1.3%
% of Patients satisfied with the dentistry they have received	4	4	N/A	89.2%	90.2%	93.2%
% of Patients satisfied with the time they had to wait for an appointment	3	4	N/A	81.5%	83.8%	89.0%

* This is based on patients treated on this contract for their most recent course of treatment. Figures in italics indicate the base number of FP17s or Patient Questionnaire responses are less than 100. N/A is shown where the base number of responses is less than 10 during the period. % is calculated as Quantity/Base number*100

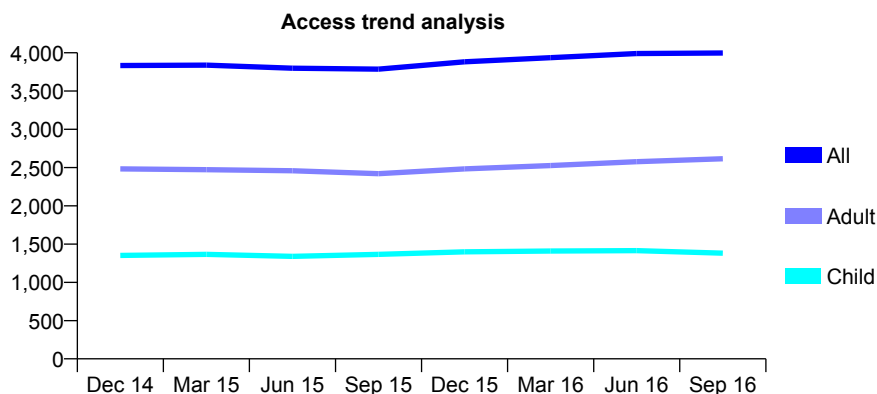
Q61 - Vital Signs At a Glance Contract Report for 925942/0001 - September 2016

Name or company name	MR YR SARWAR
Contract type name	GDS Contract
Purpose of contract	General
Contract start date	01/04/2006
Contract end date	

16/17 Contracted general activity (UDA)	8,836
Carry forward general activity (UDA)	-36
16/17 Contracted orthodontic activity (UOA)	0
Carry forward orthodontic activity (UOA)	0
Baseline contract value	£222,824.64

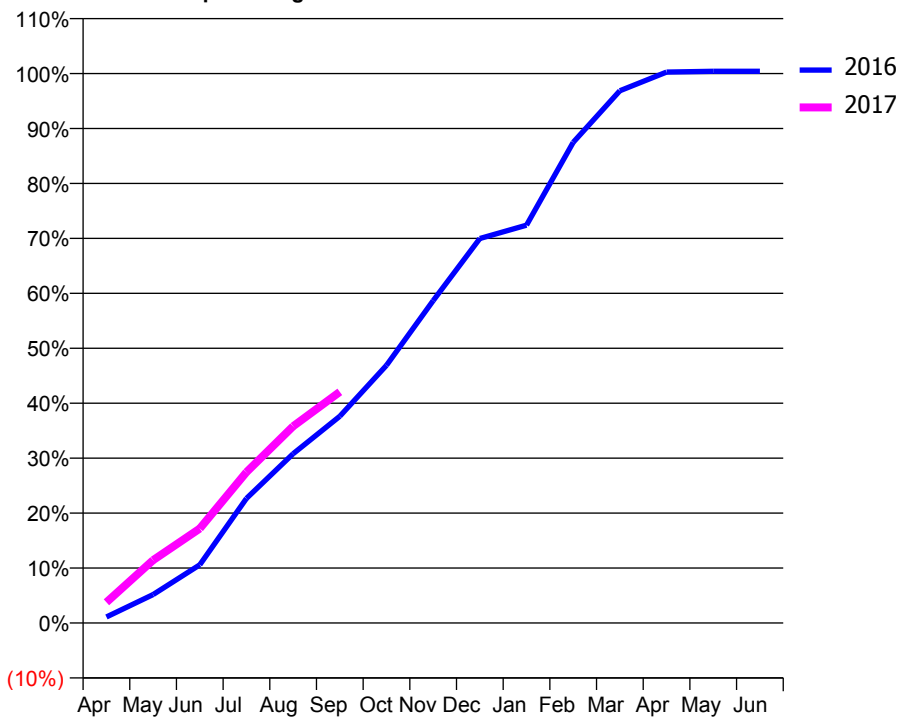
ACCESS*

Patients seen in 24 months	Total	Change since previous quarter
Quarter ending September 2015	3,786	
Quarter ending December 2015	3,882	↑
Quarter ending March 2016	3,936	→
Quarter ending June 2016	3,991	→
Quarter ending September 2016	3,997	→
Variance since September 2015	5.6%	↑



ACTIVITY

Cumulative percentage of contracted UDA delivered 2016 & 2017



Month	Adjusted Scheduled Activity (UDA)	
	2016	2017
April	98	333
May	458	1,011
June	937	1,520
July	2,003	2,426
August	2,723	3,164
September	3,325	3,717
October	4,143	
November	5,184	
December	6,182	
January	6,396	
February	7,729	
March	8,559	
April	8,859	
May	8,871	
June	8,872	

QUALITY

	Quantity	Base Number	Contract	AT	Region	England
% of FP17s for the same patient ID Re-attending within 3 months - Children	47	785	6.0%	11.2%	11.8%	12.4%
% of FP17s for the same patient ID Re-attending within 3 months - Adults	124	1,228	10.1%	16.3%	17.1%	16.7%
% of FP17s for the same patient ID Re-attending between 3 & 9 months - Children	326	785	41.5%	41.5%	45.8%	57.4%
% of FP17s for the same patient ID Re-attending between 3 & 9 months - Adults	437	1,228	35.6%	35.0%	37.6%	50.5%
% of FP17s for Band 1 Urgent Courses	141	1,549	9.1%	10.8%	10.6%	9.1%
% of FP17s Relating to Free Repair or Replacements	7	1,549	0.5%	0.5%	0.6%	0.8%
% of FP17s Relating to Continuations	20	1,549	1.3%	0.9%	0.9%	1.3%
% of Patients satisfied with the dentistry they have received	1	1	N/A	89.2%	90.2%	93.2%
% of Patients satisfied with the time they had to wait for an appointment	1	1	N/A	81.5%	83.8%	89.0%

* This is based on patients treated on this contract for their most recent course of treatment. Figures in italics indicate the base number of FP17s or Patient Questionnaire responses are less than 100. N/A is shown where the base number of responses is less than 10 during the period. % is calculated as Quantity/Base number*100

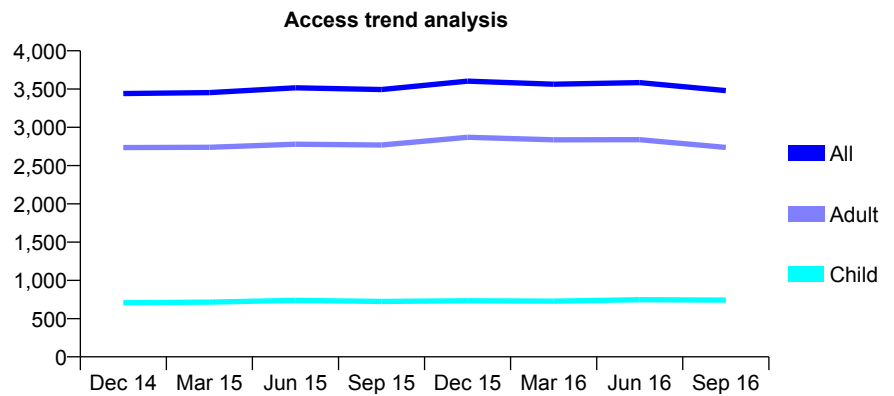
Q61 - Vital Signs At a Glance Contract Report for 925985/0001 - September 2016

Name or company name	MR S CHOPRA
Contract type name	GDS Contract
Purpose of contract	General
Contract start date	01/04/2006
Contract end date	

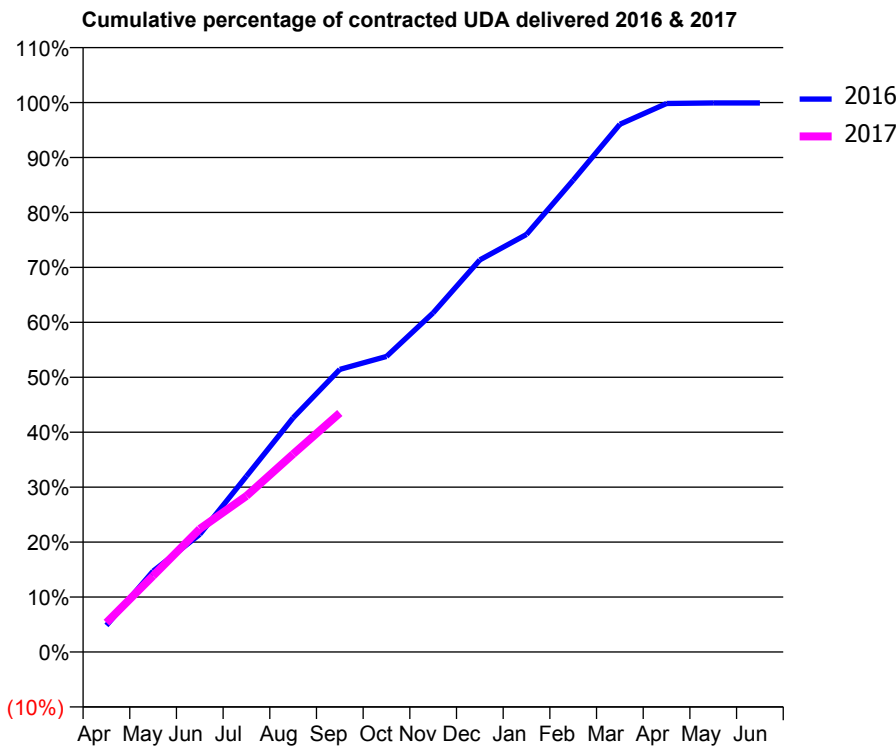
16/17 Contracted general activity (UDA)	6,963
Carry forward general activity (UDA)	-139
16/17 Contracted orthodontic activity (UOA)	0
Carry forward orthodontic activity (UOA)	0
Baseline contract value	£240,714.30

ACCESS*

Patients seen in 24 months	Total	Change since previous quarter
Quarter ending September 2015	3,494	
Quarter ending December 2015	3,603	↑
Quarter ending March 2016	3,564	↓
Quarter ending June 2016	3,584	→
Quarter ending September 2016	3,480	↓
Variance since September 2015	(0.4%)	→



ACTIVITY



Month	Adjusted Scheduled Activity (UDA)	
	2016	2017
April	337	372
May	1,024	965
June	1,491	1,560
July	2,229	1,978
August	2,969	2,509
September	3,582	3,029
October	3,745	
November	4,298	
December	4,968	
January	5,291	
February	5,979	
March	6,687	
April	6,950	
May	6,958	
June	6,958	

QUALITY

	Quantity	Base Number	Contract	AT	Region	England
% of FP17s for the same patient ID Re-attending within 3 months - Children	34	428	7.9%	11.2%	11.8%	12.4%
% of FP17s for the same patient ID Re-attending within 3 months - Adults	172	1,277	13.5%	16.3%	17.1%	16.7%
% of FP17s for the same patient ID Re-attending between 3 & 9 months - Children	133	428	31.1%	41.5%	45.8%	57.4%
% of FP17s for the same patient ID Re-attending between 3 & 9 months - Adults	367	1,277	28.7%	35.0%	37.6%	50.5%
% of FP17s for Band 1 Urgent Courses	182	1,202	15.1%	10.8%	10.6%	9.1%
% of FP17s Relating to Free Repair or Replacements	3	1,202	0.2%	0.5%	0.6%	0.8%
% of FP17s Relating to Continuations	6	1,202	0.5%	0.9%	0.9%	1.3%
% of Patients satisfied with the dentistry they have received	1	1	N/A	89.2%	90.2%	93.2%
% of Patients satisfied with the time they had to wait for an appointment	0	1	N/A	81.5%	83.8%	89.0%

* This is based on patients treated on this contract for their most recent course of treatment. Figures in italics indicate the base number of FP17s or Patient Questionnaire responses are less than 100. N/A is shown where the base number of responses is less than 10 during the period. % is calculated as Quantity/Base number*100

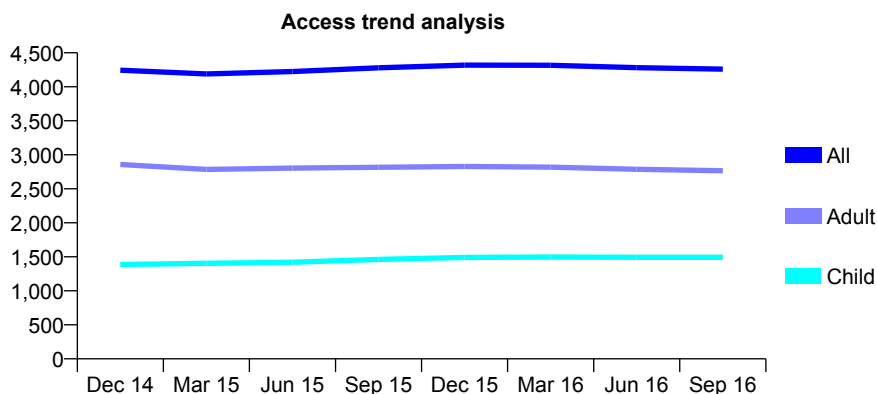
Q61 - Vital Signs At a Glance Contract Report for 926094/0001 - September 2016

Name or company name	MR AN AL-ATTAR
Contract type name	GDS Contract
Purpose of contract	General
Contract start date	01/04/2006
Contract end date	

16/17 Contracted general activity (UDA)	12,876
Carry forward general activity (UDA)	0
16/17 Contracted orthodontic activity (UOA)	0
Carry forward orthodontic activity (UOA)	0
Baseline contract value	£387,657.78

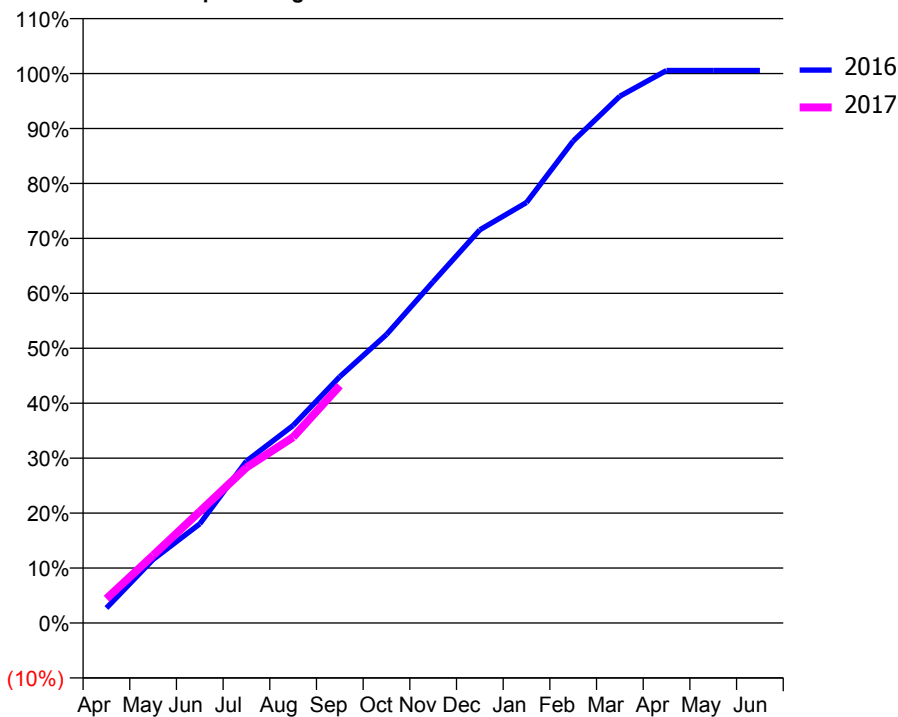
ACCESS*

Patients seen in 24 months	Total	Change since previous quarter
Quarter ending September 2015	4,279	
Quarter ending December 2015	4,319	→
Quarter ending March 2016	4,316	→
Quarter ending June 2016	4,281	→
Quarter ending September 2016	4,259	→
Variance since September 2015	(0.5%)	→



ACTIVITY

Cumulative percentage of contracted UDA delivered 2016 & 2017



Month	Adjusted Scheduled Activity (UDA)	
	2016	2017
April	350	571
May	1,490	1,586
June	2,323	2,613
July	3,796	3,645
August	4,628	4,354
September	5,774	5,561
October	6,759	
November	7,998	
December	9,213	
January	9,854	
February	11,293	
March	12,344	
April	12,948	
May	12,948	
June	12,948	

QUALITY

	Quantity	Base Number	Contract	AT	Region	England
% of FP17s for the same patient ID Re-attending within 3 months - Children	97	862	11.3%	11.2%	11.8%	12.4%
% of FP17s for the same patient ID Re-attending within 3 months - Adults	386	1,787	21.6%	16.3%	17.1%	16.7%
% of FP17s for the same patient ID Re-attending between 3 & 9 months - Children	317	862	36.8%	41.5%	45.8%	57.4%
% of FP17s for the same patient ID Re-attending between 3 & 9 months - Adults	660	1,787	36.9%	35.0%	37.6%	50.5%
% of FP17s for Band 1 Urgent Courses	188	2,415	7.8%	10.8%	10.6%	9.1%
% of FP17s Relating to Free Repair or Replacements	27	2,415	1.1%	0.5%	0.6%	0.8%
% of FP17s Relating to Continuations	93	2,415	3.9%	0.9%	0.9%	1.3%
% of Patients satisfied with the dentistry they have received	1	1	N/A	89.2%	90.2%	93.2%
% of Patients satisfied with the time they had to wait for an appointment	1	1	N/A	81.5%	83.8%	89.0%

* This is based on patients treated on this contract for their most recent course of treatment. Figures in italics indicate the base number of FP17s or Patient Questionnaire responses are less than 100. N/A is shown where the base number of responses is less than 10 during the period. % is calculated as Quantity/Base number*100

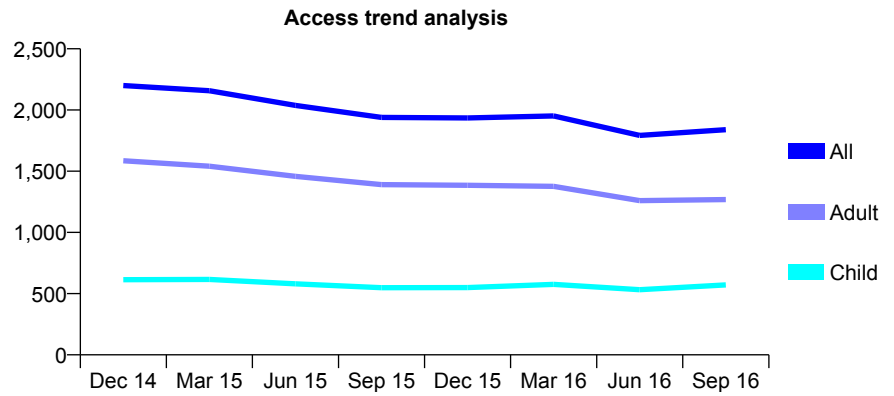
Q61 - Vital Signs At a Glance Contract Report for 927996/0001 - September 2016

Name or company name	MR WU ABALEKE
Contract type name	GDS Contract
Purpose of contract	General
Contract start date	01/04/2006
Contract end date	

16/17 Contracted general activity (UDA)	5,148
Carry forward general activity (UDA)	-43
16/17 Contracted orthodontic activity (UOA)	0
Carry forward orthodontic activity (UOA)	0
Baseline contract value	£162,669.98

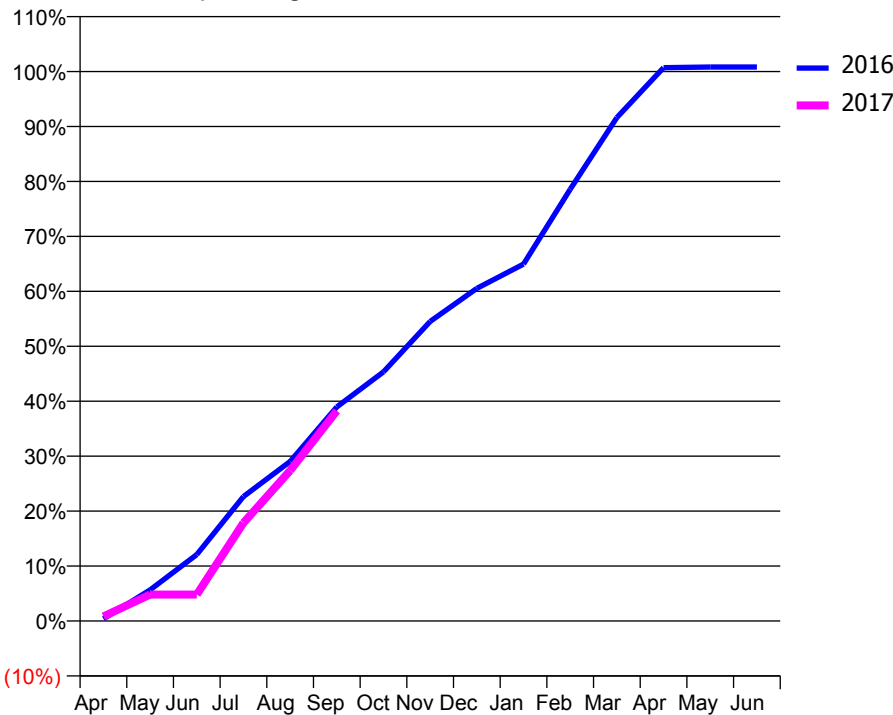
ACCESS*

Patients seen in 24 months	Total	Change since previous quarter
Quarter ending September 2015	1,939	
Quarter ending December 2015	1,935	→
Quarter ending March 2016	1,952	→
Quarter ending June 2016	1,792	↓
Quarter ending September 2016	1,839	↑
Variance since September 2015	(5.2%)	↓



ACTIVITY

Cumulative percentage of contracted UDA delivered 2016 & 2017



Month	Adjusted Scheduled Activity (UDA)	
	2016	2017
April	20	43
May	292	248
June	623	248
July	1,167	920
August	1,495	1,409
September	2,005	1,969
October	2,335	
November	2,807	
December	3,117	
January	3,344	
February	4,045	
March	4,716	
April	5,183	
May	5,191	
June	5,191	

QUALITY

	Quantity	Base Number	Contract	AT	Region	England
% of FP17s for the same patient ID Re-attending within 3 months - Children	24	433	5.5%	11.2%	11.8%	12.4%
% of FP17s for the same patient ID Re-attending within 3 months - Adults	115	760	15.1%	16.3%	17.1%	16.7%
% of FP17s for the same patient ID Re-attending between 3 & 9 months - Children	246	433	56.8%	41.5%	45.8%	57.4%
% of FP17s for the same patient ID Re-attending between 3 & 9 months - Adults	362	760	47.6%	35.0%	37.6%	50.5%
% of FP17s for Band 1 Urgent Courses	51	826	6.2%	10.8%	10.6%	9.1%
% of FP17s Relating to Free Repair or Replacements	3	826	0.4%	0.5%	0.6%	0.8%
% of FP17s Relating to Continuations	3	826	0.4%	0.9%	0.9%	1.3%
% of Patients satisfied with the dentistry they have received	0	0	N/A	89.2%	90.2%	93.2%
% of Patients satisfied with the time they had to wait for an appointment	0	0	N/A	81.5%	83.8%	89.0%

* This is based on patients treated on this contract for their most recent course of treatment. Figures in italics indicate the base number of FP17s or Patient Questionnaire responses are less than 100. N/A is shown where the base number of responses is less than 10 during the period. % is calculated as Quantity/Base number*100

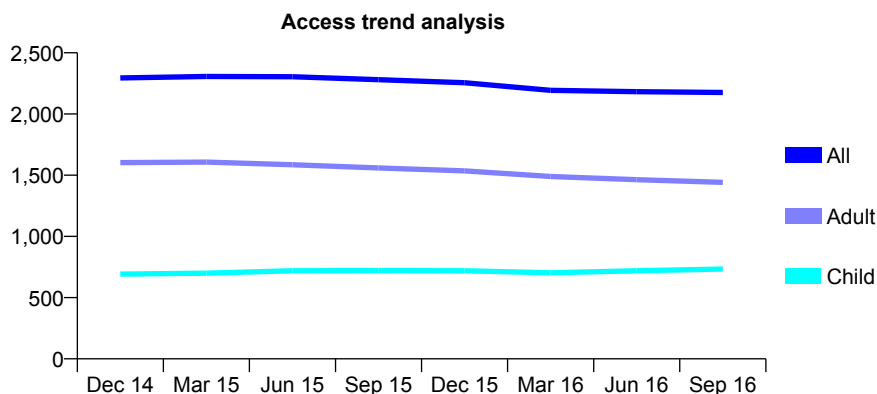
Q61 - Vital Signs At a Glance Contract Report for 929123/0001 - September 2016

Name or company name	MR R MEHROTRA
Contract type name	GDS Contract
Purpose of contract	General
Contract start date	01/04/2006
Contract end date	

16/17 Contracted general activity (UDA)	6,329
Carry forward general activity (UDA)	198
16/17 Contracted orthodontic activity (UOA)	0
Carry forward orthodontic activity (UOA)	0
Baseline contract value	£224,855.51

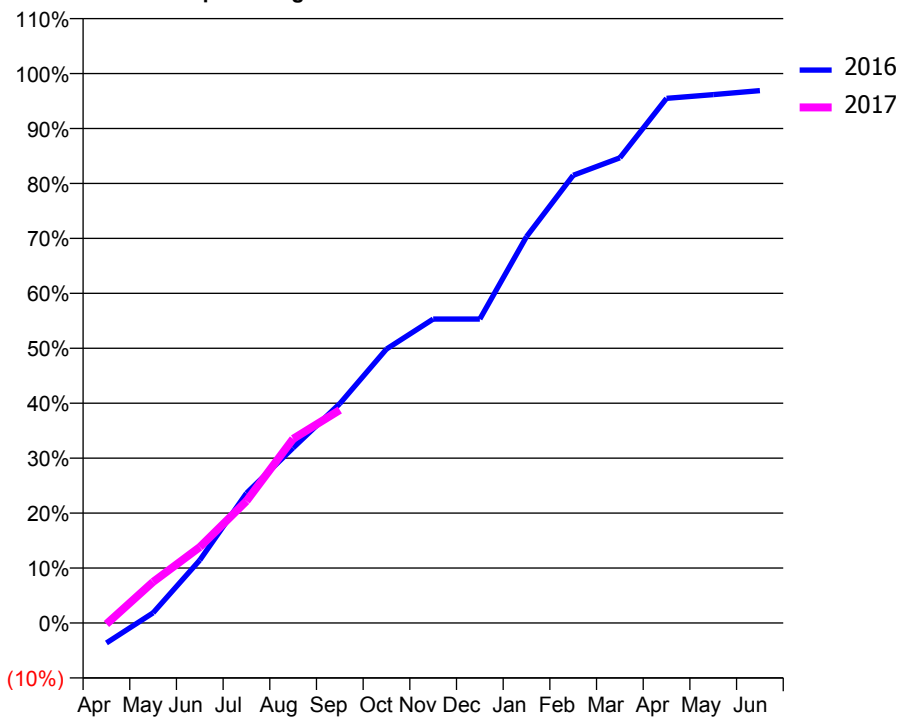
ACCESS*

Patients seen in 24 months	Total	Change since previous quarter
Quarter ending September 2015	2,280	
Quarter ending December 2015	2,255	↓
Quarter ending March 2016	2,193	↓
Quarter ending June 2016	2,183	→
Quarter ending September 2016	2,176	→
Variance since September 2015	(4.6%)	↓



ACTIVITY

Cumulative percentage of contracted UDA delivered 2016 & 2017



Adjusted Scheduled Activity (UDA)

Month	2016	2017
April	-231	-12
May	117	473
June	724	875
July	1,495	1,404
August	2,018	2,122
September	2,528	2,454
October	3,155	
November	3,502	
December	3,502	
January	4,449	
February	5,156	
March	5,358	
April	6,042	
May	6,086	
June	6,131	

QUALITY

	Quantity	Base Number	Contract	AT	Region	England
% of FP17s for the same patient ID Re-attending within 3 months - Children	32	526	6.1%	11.2%	11.8%	12.4%
% of FP17s for the same patient ID Re-attending within 3 months - Adults	120	843	14.2%	16.3%	17.1%	16.7%
% of FP17s for the same patient ID Re-attending between 3 & 9 months - Children	214	526	40.7%	41.5%	45.8%	57.4%
% of FP17s for the same patient ID Re-attending between 3 & 9 months - Adults	325	843	38.6%	35.0%	37.6%	50.5%
% of FP17s for Band 1 Urgent Courses	35	1,043	3.4%	10.8%	10.6%	9.1%
% of FP17s Relating to Free Repair or Replacements	19	1,043	1.8%	0.5%	0.6%	0.8%
% of FP17s Relating to Continuations	29	1,043	2.8%	0.9%	0.9%	1.3%
% of Patients satisfied with the dentistry they have received	1	1	N/A	89.2%	90.2%	93.2%
% of Patients satisfied with the time they had to wait for an appointment	1	1	N/A	81.5%	83.8%	89.0%

* This is based on patients treated on this contract for their most recent course of treatment. Figures in italics indicate the base number of FP17s or Patient Questionnaire responses are less than 100. N/A is shown where the base number of responses is less than 10 during the period. % is calculated as Quantity/Base number*100

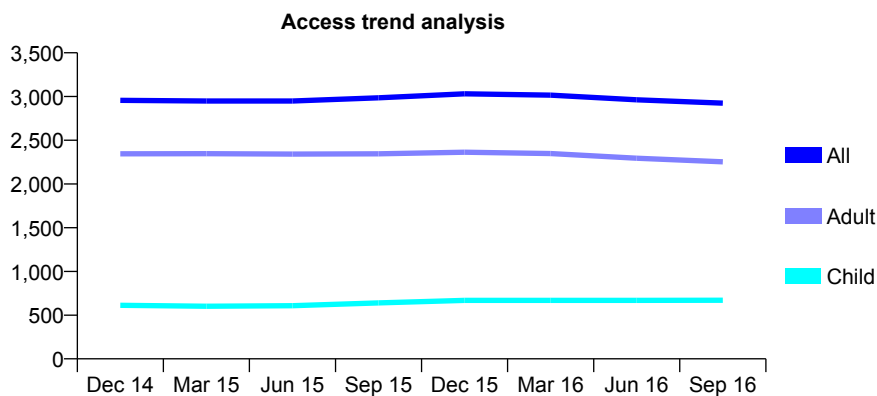
Q61 - Vital Signs At a Glance Contract Report for 929794/0001 - September 2016

Name or company name	MR NM OPARVAR
Contract type name	GDS Contract
Purpose of contract	General
Contract start date	01/04/2006
Contract end date	

16/17 Contracted general activity (UDA)	6,907
Carry forward general activity (UDA)	62
16/17 Contracted orthodontic activity (UOA)	0
Carry forward orthodontic activity (UOA)	0
Baseline contract value	£180,683.45

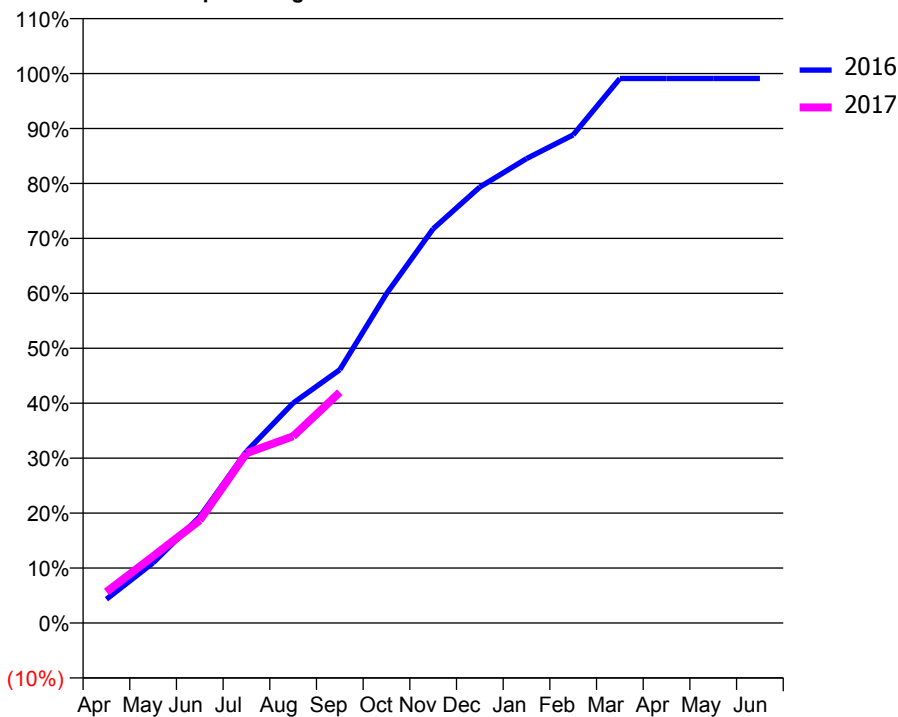
ACCESS*

Patients seen in 24 months	Total	Change since previous quarter
Quarter ending September 2015	2,985	
Quarter ending December 2015	3,031	→
Quarter ending March 2016	3,016	→
Quarter ending June 2016	2,963	↓
Quarter ending September 2016	2,924	↓
Variance since September 2015	(2.0%)	↓



ACTIVITY

Cumulative percentage of contracted UDA delivered 2016 & 2017



Month	Adjusted Scheduled Activity (UDA)	
	2016	2017
April	300	392
May	758	839
June	1,337	1,292
July	2,156	2,134
August	2,765	2,348
September	3,184	2,901
October	4,140	
November	4,955	
December	5,480	
January	5,838	
February	6,135	
March	6,845	
April	6,845	
May	6,845	
June	6,845	

QUALITY

	Quantity	Base Number	Contract	AT	Region	England
% of FP17s for the same patient ID Re-attending within 3 months - Children	12	402	3.0%	11.2%	11.8%	12.4%
% of FP17s for the same patient ID Re-attending within 3 months - Adults	86	1,189	7.2%	16.3%	17.1%	16.7%
% of FP17s for the same patient ID Re-attending between 3 & 9 months - Children	211	402	52.5%	41.5%	45.8%	57.4%
% of FP17s for the same patient ID Re-attending between 3 & 9 months - Adults	566	1,189	47.6%	35.0%	37.6%	50.5%
% of FP17s for Band 1 Urgent Courses	96	1,591	6.0%	10.8%	10.6%	9.1%
% of FP17s Relating to Free Repair or Replacements	0	1,591	0.0%	0.5%	0.6%	0.8%
% of FP17s Relating to Continuations	12	1,591	0.8%	0.9%	0.9%	1.3%
% of Patients satisfied with the dentistry they have received	9	9	N/A	89.2%	90.2%	93.2%
% of Patients satisfied with the time they had to wait for an appointment	9	9	N/A	81.5%	83.8%	89.0%

* This is based on patients treated on this contract for their most recent course of treatment. Figures in italics indicate the base number of FP17s or Patient Questionnaire responses are less than 100. N/A is shown where the base number of responses is less than 10 during the period. % is calculated as Quantity/Base number*100

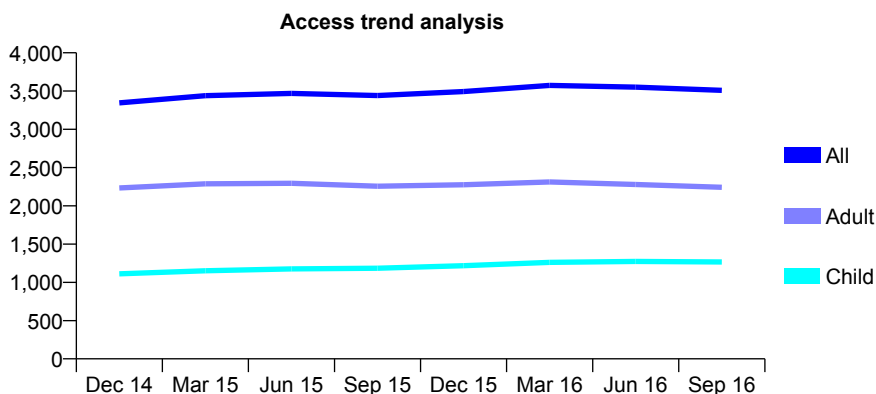
Q61 - Vital Signs At a Glance Contract Report for 932655/0001 - September 2016

Name or company name	MR M POURHASSAN GHAZIHAJANI
Contract type name	GDS Contract
Purpose of contract	General
Contract start date	01/04/2006
Contract end date	

16/17 Contracted general activity (UDA)	7,776
Carry forward general activity (UDA)	-104
16/17 Contracted orthodontic activity (UOA)	0
Carry forward orthodontic activity (UOA)	0
Baseline contract value	£216,711.02

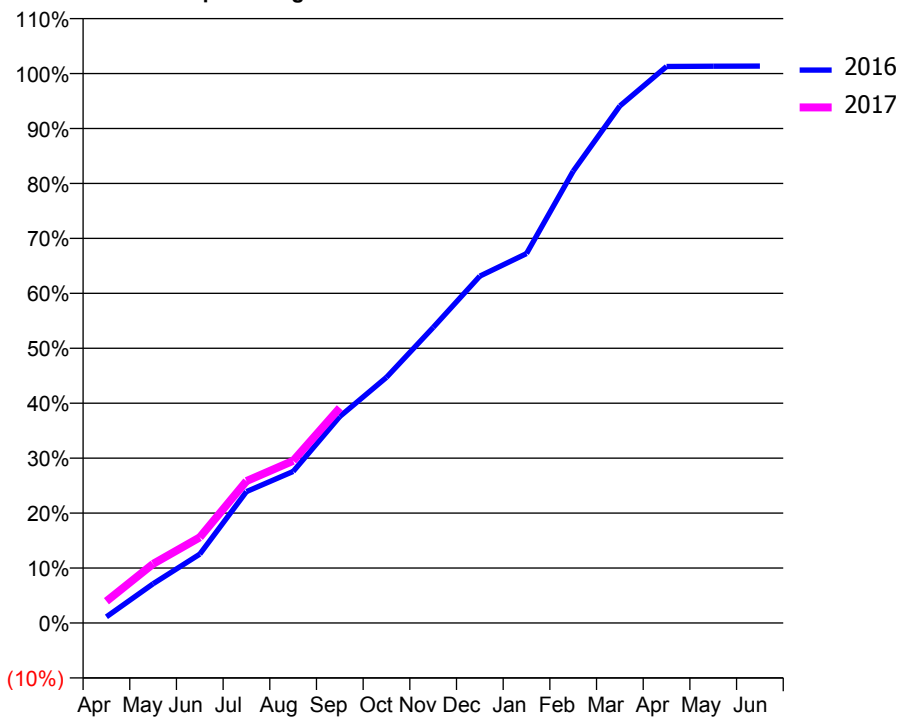
ACCESS*

Patients seen in 24 months	Total	Change since previous quarter
Quarter ending September 2015	3,441	
Quarter ending December 2015	3,493	→
Quarter ending March 2016	3,573	↑
Quarter ending June 2016	3,551	→
Quarter ending September 2016	3,509	↓
Variance since September 2015	2.0%	→



ACTIVITY

Cumulative percentage of contracted UDA delivered 2016 & 2017



Month	Adjusted Scheduled Activity (UDA)	
	2016	2017
April	89	309
May	556	838
June	975	1,213
July	1,860	2,009
August	2,144	2,295
September	2,922	3,046
October	3,477	
November	4,183	
December	4,909	
January	5,228	
February	6,393	
March	7,316	
April	7,876	
May	7,879	
June	7,880	

QUALITY

	Quantity	Base Number	Contract	AT	Region	England
% of FP17s for the same patient ID Re-attending within 3 months - Children	32	681	4.7%	11.2%	11.8%	12.4%
% of FP17s for the same patient ID Re-attending within 3 months - Adults	98	1,007	9.7%	16.3%	17.1%	16.7%
% of FP17s for the same patient ID Re-attending between 3 & 9 months - Children	230	681	33.8%	41.5%	45.8%	57.4%
% of FP17s for the same patient ID Re-attending between 3 & 9 months - Adults	368	1,007	36.5%	35.0%	37.6%	50.5%
% of FP17s for Band 1 Urgent Courses	67	1,441	4.6%	10.8%	10.6%	9.1%
% of FP17s Relating to Free Repair or Replacements	10	1,441	0.7%	0.5%	0.6%	0.8%
% of FP17s Relating to Continuations	7	1,441	0.5%	0.9%	0.9%	1.3%
% of Patients satisfied with the dentistry they have received	10	10	100.0%	89.2%	90.2%	93.2%
% of Patients satisfied with the time they had to wait for an appointment	8	10	80.0%	81.5%	83.8%	89.0%

* This is based on patients treated on this contract for their most recent course of treatment. Figures in italics indicate the base number of FP17s or Patient Questionnaire responses are less than 100. N/A is shown where the base number of responses is less than 10 during the period. % is calculated as Quantity/Base number*100

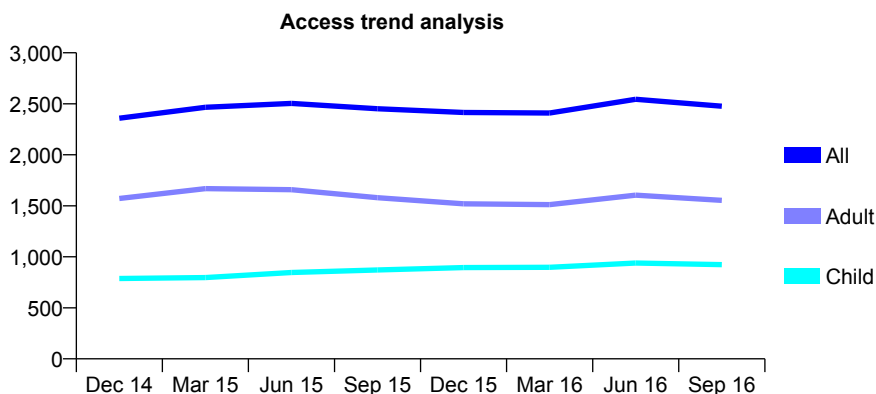
Q61 - Vital Signs At a Glance Contract Report for 932752/0002 - September 2016

Name or company name	MRS A CASTELLHEIM GHAREH
Contract type name	GDS Contract
Purpose of contract	General
Contract start date	01/04/2006
Contract end date	

16/17 Contracted general activity (UDA)	5,651
Carry forward general activity (UDA)	-113
16/17 Contracted orthodontic activity (UOA)	0
Carry forward orthodontic activity (UOA)	0
Baseline contract value	£164,394.29

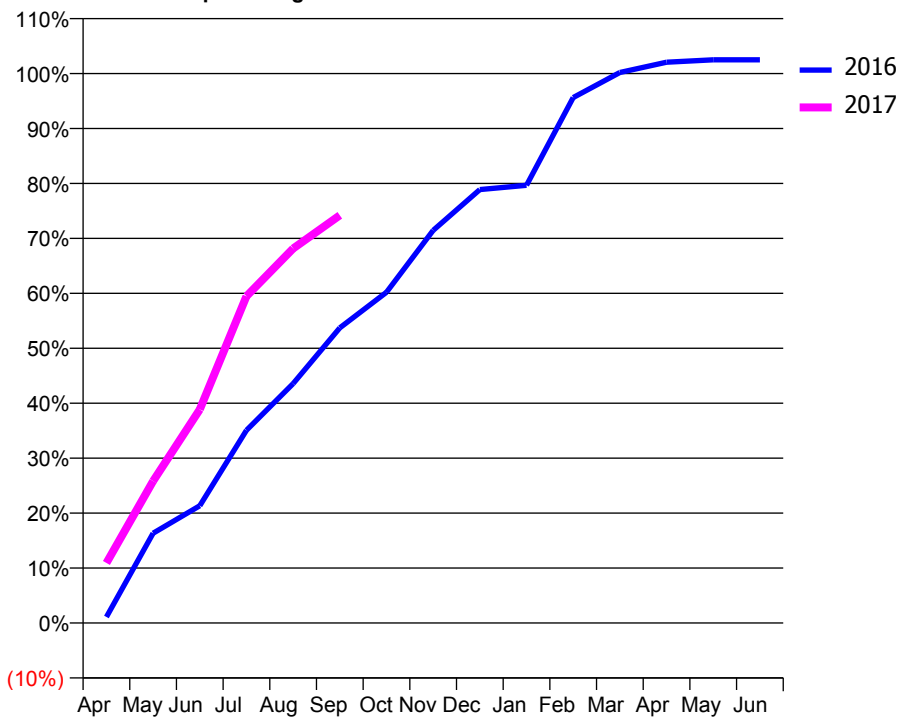
ACCESS*

Patients seen in 24 months	Total	Change since previous quarter
Quarter ending September 2015	2,451	
Quarter ending December 2015	2,415	↓
Quarter ending March 2016	2,410	→
Quarter ending June 2016	2,544	↑
Quarter ending September 2016	2,477	↓
Variance since September 2015	1.1%	→



ACTIVITY

Cumulative percentage of contracted UDA delivered 2016 & 2017



Month	Adjusted Scheduled Activity (UDA)	
	2016	2017
April	62	617
May	923	1,459
June	1,205	2,196
July	1,982	3,360
August	2,462	3,852
September	3,035	4,192
October	3,402	
November	4,037	
December	4,458	
January	4,502	
February	5,404	
March	5,662	
April	5,767	
May	5,791	
June	5,791	

QUALITY

	Quantity	Base Number	Contract	AT	Region	England
% of FP17s for the same patient ID Re-attending within 3 months - Children	42	652	6.4%	11.2%	11.8%	12.4%
% of FP17s for the same patient ID Re-attending within 3 months - Adults	98	858	11.4%	16.3%	17.1%	16.7%
% of FP17s for the same patient ID Re-attending between 3 & 9 months - Children	322	652	49.4%	41.5%	45.8%	57.4%
% of FP17s for the same patient ID Re-attending between 3 & 9 months - Adults	205	858	23.9%	35.0%	37.6%	50.5%
% of FP17s for Band 1 Urgent Courses	171	1,434	11.9%	10.8%	10.6%	9.1%
% of FP17s Relating to Free Repair or Replacements	0	1,434	0.0%	0.5%	0.6%	0.8%
% of FP17s Relating to Continuations	0	1,434	0.0%	0.9%	0.9%	1.3%
% of Patients satisfied with the dentistry they have received	2	3	N/A	89.2%	90.2%	93.2%
% of Patients satisfied with the time they had to wait for an appointment	1	3	N/A	81.5%	83.8%	89.0%

* This is based on patients treated on this contract for their most recent course of treatment. Figures in italics indicate the base number of FP17s or Patient Questionnaire responses are less than 100. N/A is shown where the base number of responses is less than 10 during the period. % is calculated as Quantity/Base number*100

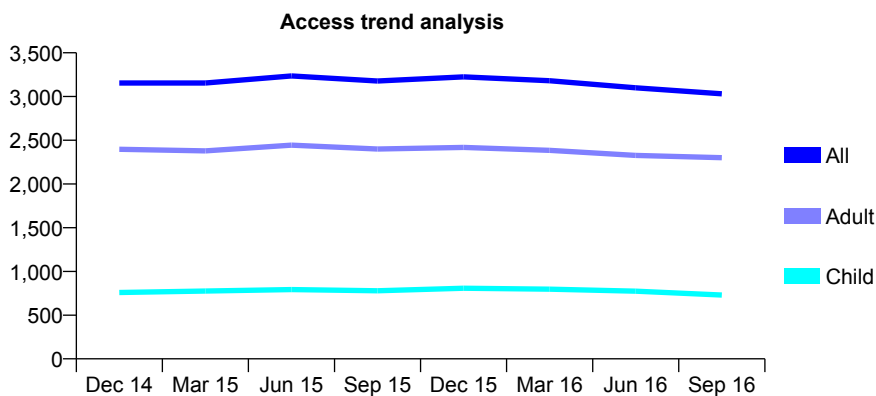
Q61 - Vital Signs At a Glance Contract Report for 932965/0001 - September 2016

Name or company name	MR A MEHRI
Contract type name	GDS Contract
Purpose of contract	General
Contract start date	01/04/2006
Contract end date	

16/17 Contracted general activity (UDA)	11,839
Carry forward general activity (UDA)	-46
16/17 Contracted orthodontic activity (UOA)	0
Carry forward orthodontic activity (UOA)	0
Baseline contract value	£394,616.02

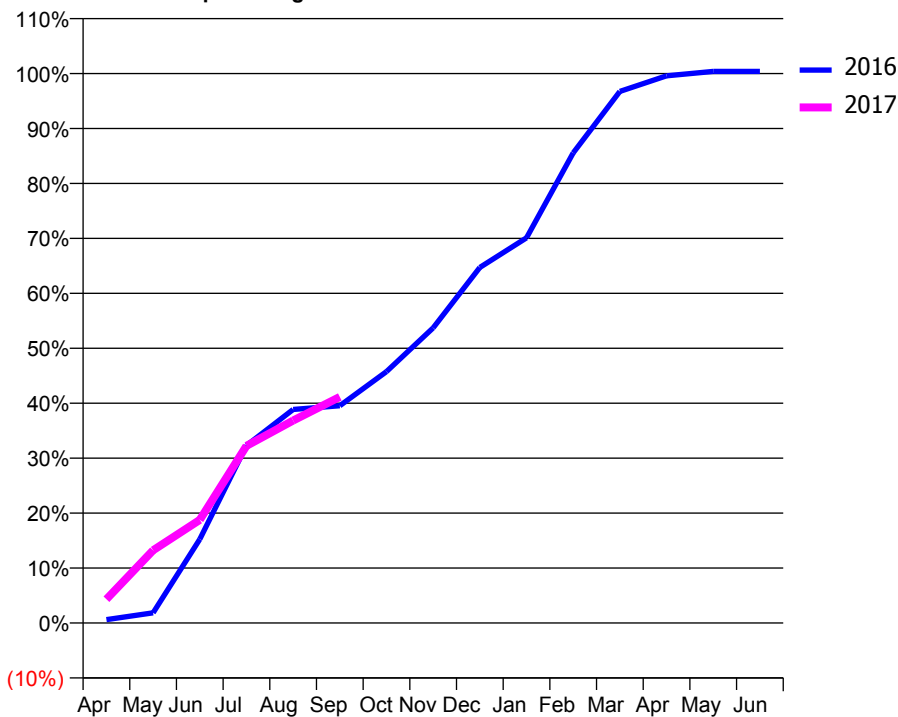
ACCESS*

Patients seen in 24 months	Total	Change since previous quarter
Quarter ending September 2015	3,177	
Quarter ending December 2015	3,225	→
Quarter ending March 2016	3,181	↓
Quarter ending June 2016	3,100	↓
Quarter ending September 2016	3,031	↓
Variance since September 2015	(4.6%)	↓



ACTIVITY

Cumulative percentage of contracted UDA delivered 2016 & 2017



Adjusted Scheduled Activity (UDA)

Month	2016	2017
April	73	513
May	220	1,567
June	1,804	2,223
July	3,826	3,816
August	4,601	4,363
September	4,682	4,872
October	5,417	
November	6,359	
December	7,661	
January	8,297	
February	10,129	
March	11,453	
April	11,790	
May	11,885	
June	11,885	

QUALITY

	Quantity	Base Number	Contract	AT	Region	England
% of FP17s for the same patient ID Re-attending within 3 months - Children	26	302	8.6%	11.2%	11.8%	12.4%
% of FP17s for the same patient ID Re-attending within 3 months - Adults	143	997	14.3%	16.3%	17.1%	16.7%
% of FP17s for the same patient ID Re-attending between 3 & 9 months - Children	110	302	36.4%	41.5%	45.8%	57.4%
% of FP17s for the same patient ID Re-attending between 3 & 9 months - Adults	255	997	25.6%	35.0%	37.6%	50.5%
% of FP17s for Band 1 Urgent Courses	111	1,196	9.3%	10.8%	10.6%	9.1%
% of FP17s Relating to Free Repair or Replacements	1	1,196	0.1%	0.5%	0.6%	0.8%
% of FP17s Relating to Continuations	7	1,196	0.6%	0.9%	0.9%	1.3%
% of Patients satisfied with the dentistry they have received	0	0	N/A	89.2%	90.2%	93.2%
% of Patients satisfied with the time they had to wait for an appointment	0	0	N/A	81.5%	83.8%	89.0%

* This is based on patients treated on this contract for their most recent course of treatment. Figures in italics indicate the base number of FP17s or Patient Questionnaire responses are less than 100. N/A is shown where the base number of responses is less than 10 during the period. % is calculated as Quantity/Base number*100

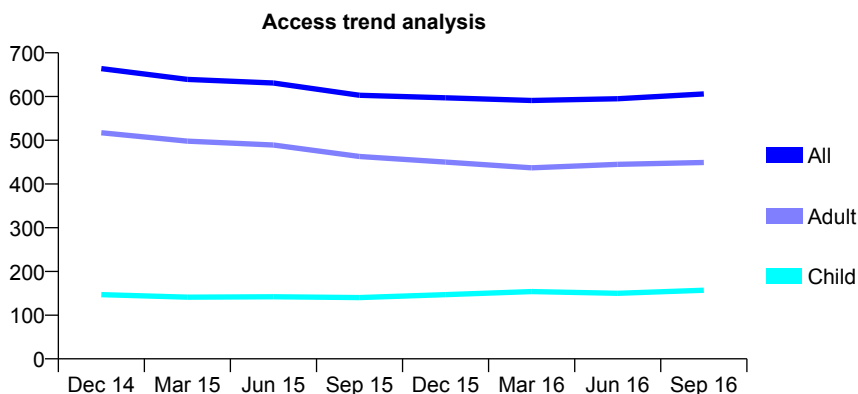
Q61 - Vital Signs At a Glance Contract Report for 932965/0002 - September 2016

Name or company name	MR A MEHRI
Contract type name	GDS Contract
Purpose of contract	General
Contract start date	01/04/2006
Contract end date	

16/17 Contracted general activity (UDA)	2,866
Carry forward general activity (UDA)	-1
16/17 Contracted orthodontic activity (UOA)	0
Carry forward orthodontic activity (UOA)	0
Baseline contract value	£90,926.98

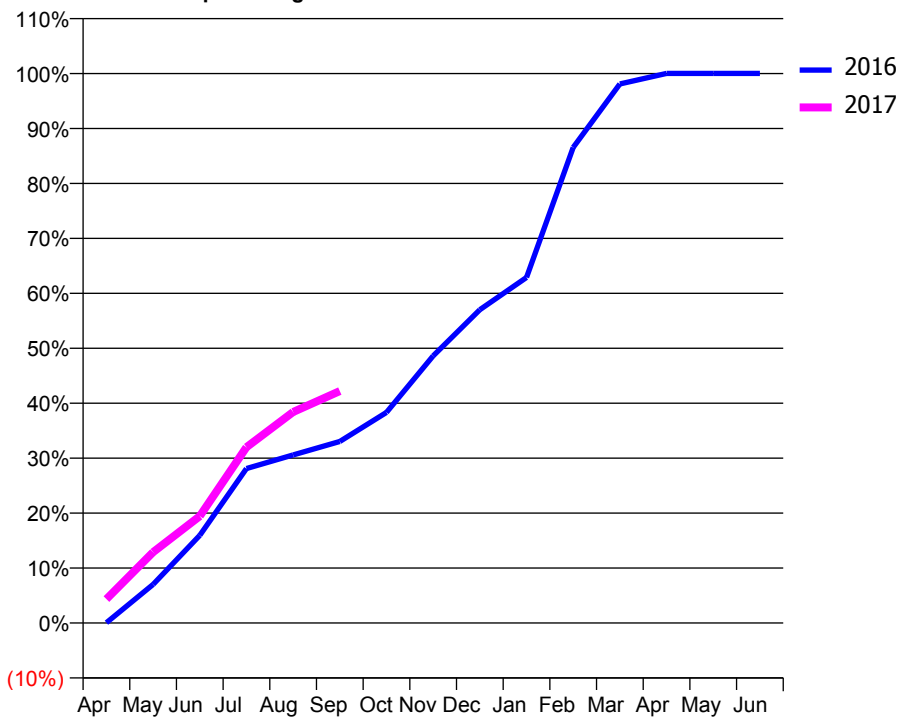
ACCESS*

Patients seen in 24 months	Total	Change since previous quarter
Quarter ending September 2015	603	
Quarter ending December 2015	597	→
Quarter ending March 2016	591	↓
Quarter ending June 2016	595	→
Quarter ending September 2016	606	→
Variance since September 2015	0.5%	→



ACTIVITY

Cumulative percentage of contracted UDA delivered 2016 & 2017



Month	Adjusted Scheduled Activity (UDA)	
	2016	2017
April	2	125
May	201	370
June	457	557
July	806	917
August	877	1,100
September	947	1,210
October	1,099	
November	1,394	
December	1,634	
January	1,802	
February	2,481	
March	2,811	
April	2,867	
May	2,867	
June	2,867	

QUALITY

	Quantity	Base Number	Contract	AT	Region	England
% of FP17s for the same patient ID Re-attending within 3 months - Children	1	63	1.6%	11.2%	11.8%	12.4%
% of FP17s for the same patient ID Re-attending within 3 months - Adults	23	180	12.8%	16.3%	17.1%	16.7%
% of FP17s for the same patient ID Re-attending between 3 & 9 months - Children	23	63	36.5%	41.5%	45.8%	57.4%
% of FP17s for the same patient ID Re-attending between 3 & 9 months - Adults	48	180	26.7%	35.0%	37.6%	50.5%
% of FP17s for Band 1 Urgent Courses	24	230	10.4%	10.8%	10.6%	9.1%
% of FP17s Relating to Free Repair or Replacements	0	230	0.0%	0.5%	0.6%	0.8%
% of FP17s Relating to Continuations	1	230	0.4%	0.9%	0.9%	1.3%
% of Patients satisfied with the dentistry they have received	1	1	N/A	89.2%	90.2%	93.2%
% of Patients satisfied with the time they had to wait for an appointment	0	1	N/A	81.5%	83.8%	89.0%

* This is based on patients treated on this contract for their most recent course of treatment. Figures in italics indicate the base number of FP17s or Patient Questionnaire responses are less than 100. N/A is shown where the base number of responses is less than 10 during the period. % is calculated as Quantity/Base number*100

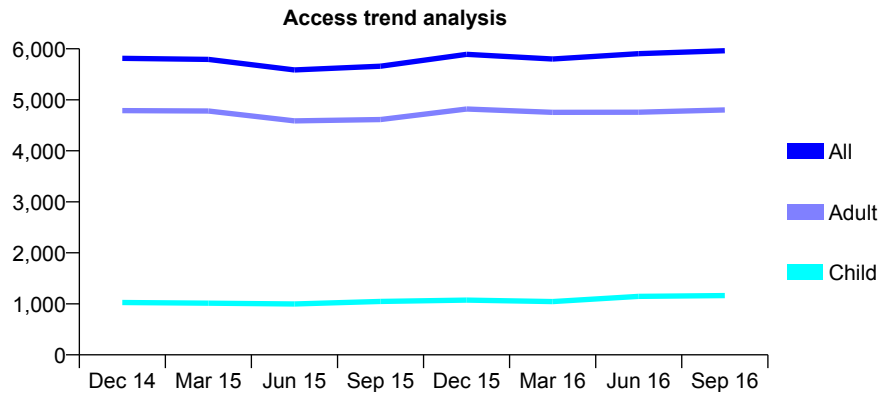
Q61 - Vital Signs At a Glance Contract Report for 934828/0001 - September 2016

Name or company name	MR L MASHENSKY
Contract type name	GDS Contract
Purpose of contract	General
Contract start date	01/04/2006
Contract end date	

16/17 Contracted general activity (UDA)	10,473
Carry forward general activity (UDA)	181
16/17 Contracted orthodontic activity (UOA)	0
Carry forward orthodontic activity (UOA)	0
Baseline contract value	£380,287.87

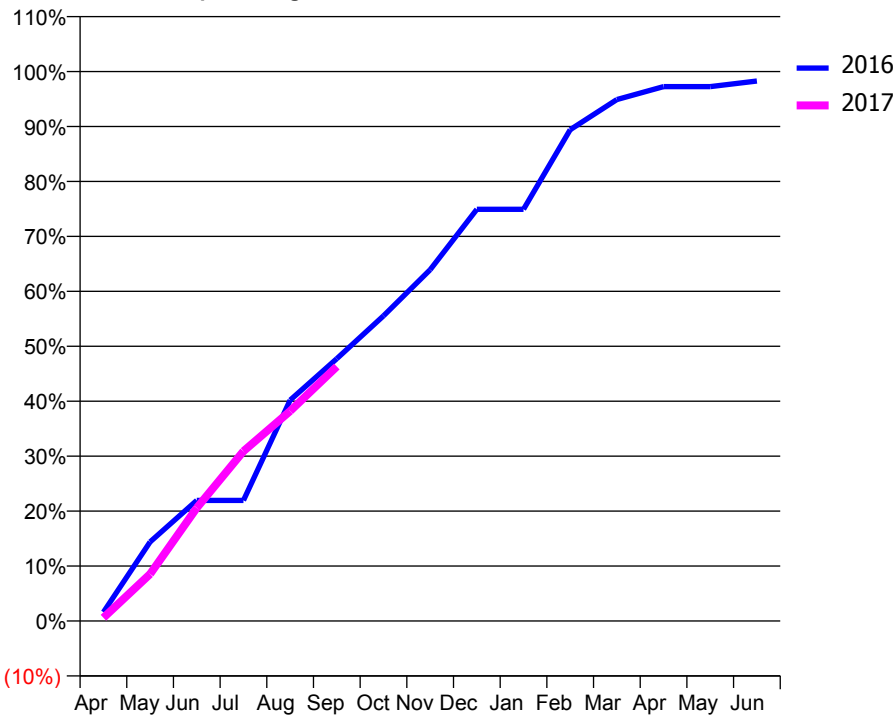
ACCESS*

Patients seen in 24 months	Total	Change since previous quarter
Quarter ending September 2015	5,659	
Quarter ending December 2015	5,891	↑
Quarter ending March 2016	5,799	↓
Quarter ending June 2016	5,904	→
Quarter ending September 2016	5,963	→
Variance since September 2015	5.4%	↑



ACTIVITY

Cumulative percentage of contracted UDA delivered 2016 & 2017



Month	Adjusted Scheduled Activity (UDA)	
	2016	2017
April	169	62
May	1,509	895
June	2,300	2,156
July	2,300	3,237
August	4,209	4,002
September	5,001	4,850
October	5,816	
November	6,696	
December	7,846	
January	7,846	
February	9,365	
March	9,939	
April	10,184	
May	10,184	
June	10,292	

QUALITY

	Quantity	Base Number	Contract	AT	Region	England
% of FP17s for the same patient ID Re-attending within 3 months - Children	17	614	2.8%	11.2%	11.8%	12.4%
% of FP17s for the same patient ID Re-attending within 3 months - Adults	88	1,925	4.6%	16.3%	17.1%	16.7%
% of FP17s for the same patient ID Re-attending between 3 & 9 months - Children	80	614	13.0%	41.5%	45.8%	57.4%
% of FP17s for the same patient ID Re-attending between 3 & 9 months - Adults	277	1,925	14.4%	35.0%	37.6%	50.5%
% of FP17s for Band 1 Urgent Courses	30	2,299	1.3%	10.8%	10.6%	9.1%
% of FP17s Relating to Free Repair or Replacements	0	2,299	0.0%	0.5%	0.6%	0.8%
% of FP17s Relating to Continuations	4	2,299	0.2%	0.9%	0.9%	1.3%
% of Patients satisfied with the dentistry they have received	3	3	N/A	89.2%	90.2%	93.2%
% of Patients satisfied with the time they had to wait for an appointment	2	3	N/A	81.5%	83.8%	89.0%

* This is based on patients treated on this contract for their most recent course of treatment. Figures in italics indicate the base number of FP17s or Patient Questionnaire responses are less than 100. N/A is shown where the base number of responses is less than 10 during the period. % is calculated as Quantity/Base number*100

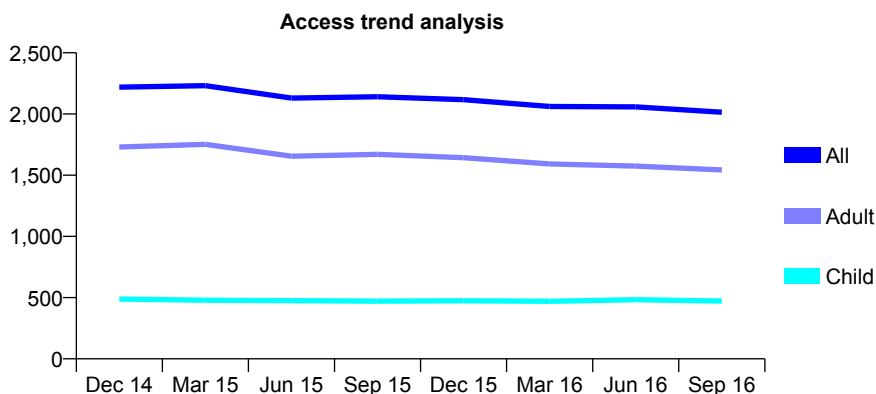
Q61 - Vital Signs At a Glance Contract Report for 935670/0001 - September 2016

Name or company name	MR PK OCANSEY
Contract type name	GDS Contract
Purpose of contract	General
Contract start date	01/04/2006
Contract end date	

16/17 Contracted general activity (UDA)	7,145
Carry forward general activity (UDA)	94
16/17 Contracted orthodontic activity (UOA)	0
Carry forward orthodontic activity (UOA)	0
Baseline contract value	£201,885.09

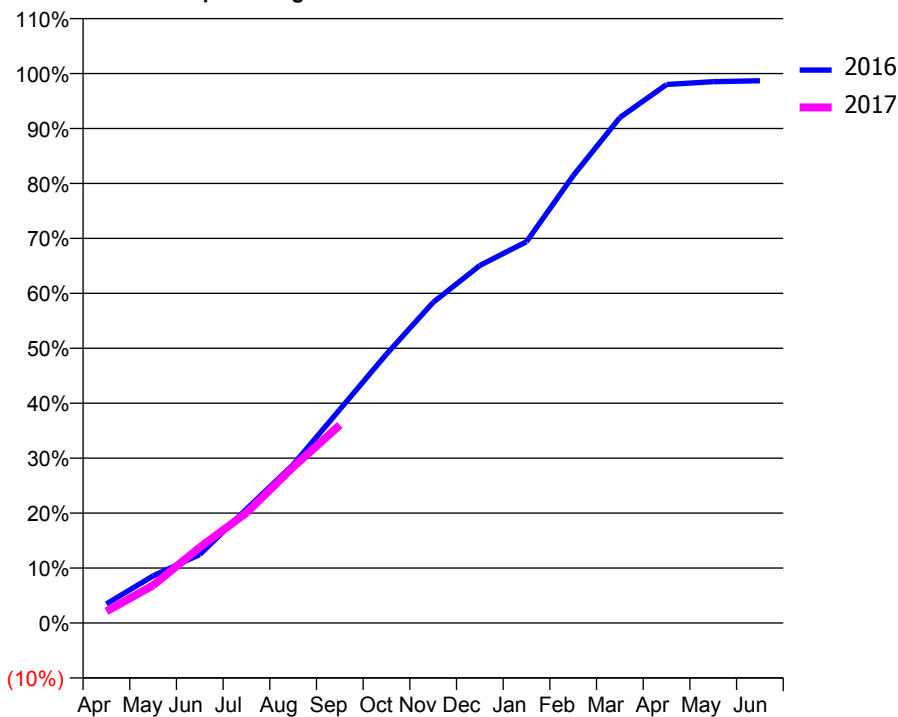
ACCESS*

Patients seen in 24 months	Total	Change since previous quarter
Quarter ending September 2015	2,141	
Quarter ending December 2015	2,117	↓
Quarter ending March 2016	2,062	↓
Quarter ending June 2016	2,058	→
Quarter ending September 2016	2,015	↓
Variance since September 2015	(5.9%)	↓



ACTIVITY

Cumulative percentage of contracted UDA delivered 2016 & 2017



Adjusted Scheduled Activity (UDA)

Month	2016	2017
April	249	151
May	612	490
June	890	984
July	1,481	1,433
August	2,059	2,029
September	2,777	2,574
October	3,496	
November	4,169	
December	4,650	
January	4,957	
February	5,816	
March	6,572	
April	7,002	
May	7,038	
June	7,051	

QUALITY

	Quantity	Base Number	Contract	AT	Region	England
% of FP17s for the same patient ID Re-attending within 3 months - Children	21	269	7.8%	11.2%	11.8%	12.4%
% of FP17s for the same patient ID Re-attending within 3 months - Adults	68	740	9.2%	16.3%	17.1%	16.7%
% of FP17s for the same patient ID Re-attending between 3 & 9 months - Children	93	269	34.6%	41.5%	45.8%	57.4%
% of FP17s for the same patient ID Re-attending between 3 & 9 months - Adults	241	740	32.6%	35.0%	37.6%	50.5%
% of FP17s for Band 1 Urgent Courses	52	895	5.8%	10.8%	10.6%	9.1%
% of FP17s Relating to Free Repair or Replacements	1	895	0.1%	0.5%	0.6%	0.8%
% of FP17s Relating to Continuations	7	895	0.8%	0.9%	0.9%	1.3%
% of Patients satisfied with the dentistry they have received	0	0	N/A	89.2%	90.2%	93.2%
% of Patients satisfied with the time they had to wait for an appointment	0	0	N/A	81.5%	83.8%	89.0%

* This is based on patients treated on this contract for their most recent course of treatment. Figures in italics indicate the base number of FP17s or Patient Questionnaire responses are less than 100. N/A is shown where the base number of responses is less than 10 during the period. % is calculated as Quantity/Base number*100

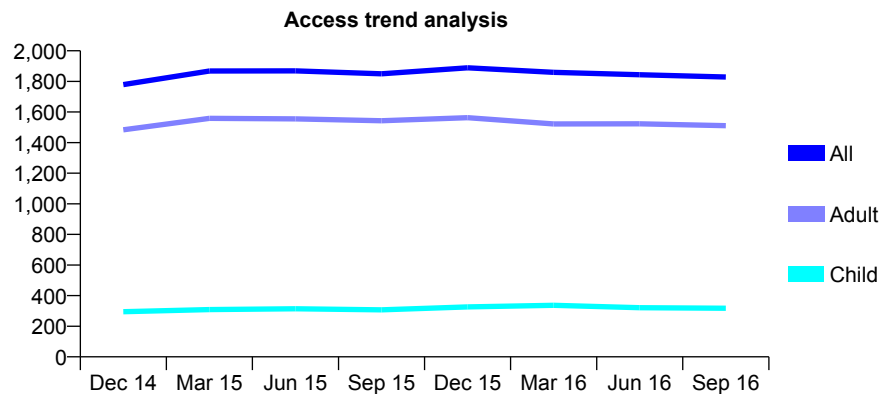
Q61 - Vital Signs At a Glance Contract Report for 935964/0001 - September 2016

Name or company name	MS KN RAO
Contract type name	GDS Contract
Purpose of contract	General
Contract start date	01/04/2006
Contract end date	

16/17 Contracted general activity (UDA)	7,018
Carry forward general activity (UDA)	0
16/17 Contracted orthodontic activity (UOA)	0
Carry forward orthodontic activity (UOA)	0
Baseline contract value	£206,698.59

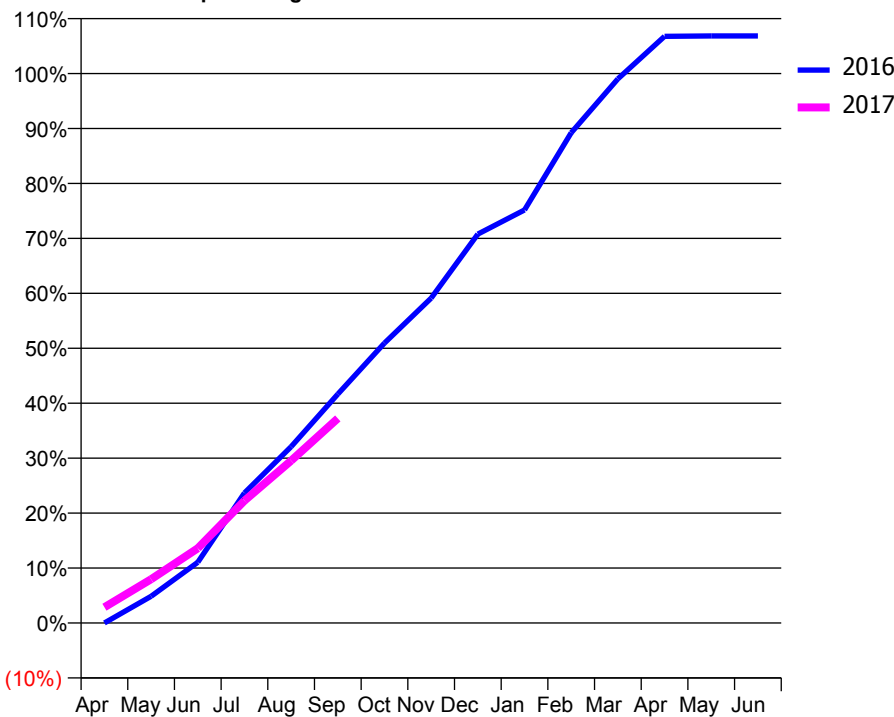
ACCESS*

Patients seen in 24 months	Total	Change since previous quarter
Quarter ending September 2015	1,850	
Quarter ending December 2015	1,889	↑
Quarter ending March 2016	1,859	↓
Quarter ending June 2016	1,844	→
Quarter ending September 2016	1,829	→
Variance since September 2015	(1.1%)	↓



ACTIVITY

Cumulative percentage of contracted UDA delivered 2016 & 2017



Month	Adjusted Scheduled Activity (UDA)	
	2016	2017
April	0	202
May	210	559
June	477	954
July	1,022	1,563
August	1,386	2,073
September	1,799	2,613
October	2,200	
November	2,553	
December	3,056	
January	3,246	
February	3,852	
March	4,276	
April	4,610	
May	4,613	
June	4,613	

QUALITY

	Quantity	Base Number	Contract	AT	Region	England
% of FP17s for the same patient ID Re-attending within 3 months - Children	4	134	3.0%	11.2%	11.8%	12.4%
% of FP17s for the same patient ID Re-attending within 3 months - Adults	28	650	4.3%	16.3%	17.1%	16.7%
% of FP17s for the same patient ID Re-attending between 3 & 9 months - Children	40	134	29.9%	41.5%	45.8%	57.4%
% of FP17s for the same patient ID Re-attending between 3 & 9 months - Adults	166	650	25.5%	35.0%	37.6%	50.5%
% of FP17s for Band 1 Urgent Courses	64	685	9.3%	10.8%	10.6%	9.1%
% of FP17s Relating to Free Repair or Replacements	0	685	0.0%	0.5%	0.6%	0.8%
% of FP17s Relating to Continuations	0	685	0.0%	0.9%	0.9%	1.3%
% of Patients satisfied with the dentistry they have received	0	0	N/A	89.2%	90.2%	93.2%
% of Patients satisfied with the time they had to wait for an appointment	0	0	N/A	81.5%	83.8%	89.0%

* This is based on patients treated on this contract for their most recent course of treatment. Figures in italics indicate the base number of FP17s or Patient Questionnaire responses are less than 100. N/A is shown where the base number of responses is less than 10 during the period. % is calculated as Quantity/Base number*100

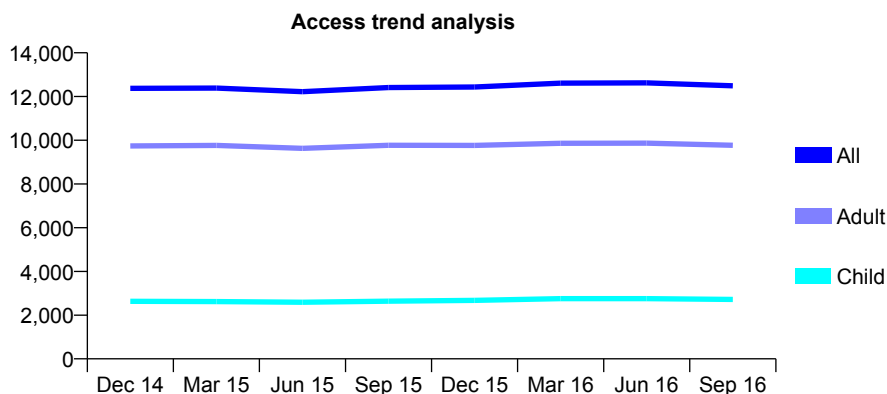
Q61 - Vital Signs At a Glance Contract Report for 936685/0001 - September 2016

Name or company name	MR K MADJIDZADEH AVAL
Contract type name	GDS Contract
Purpose of contract	General
Contract start date	01/04/2006
Contract end date	

16/17 Contracted general activity (UDA)	33,835
Carry forward general activity (UDA)	22
16/17 Contracted orthodontic activity (UOA)	0
Carry forward orthodontic activity (UOA)	0
Baseline contract value	£950,571.29

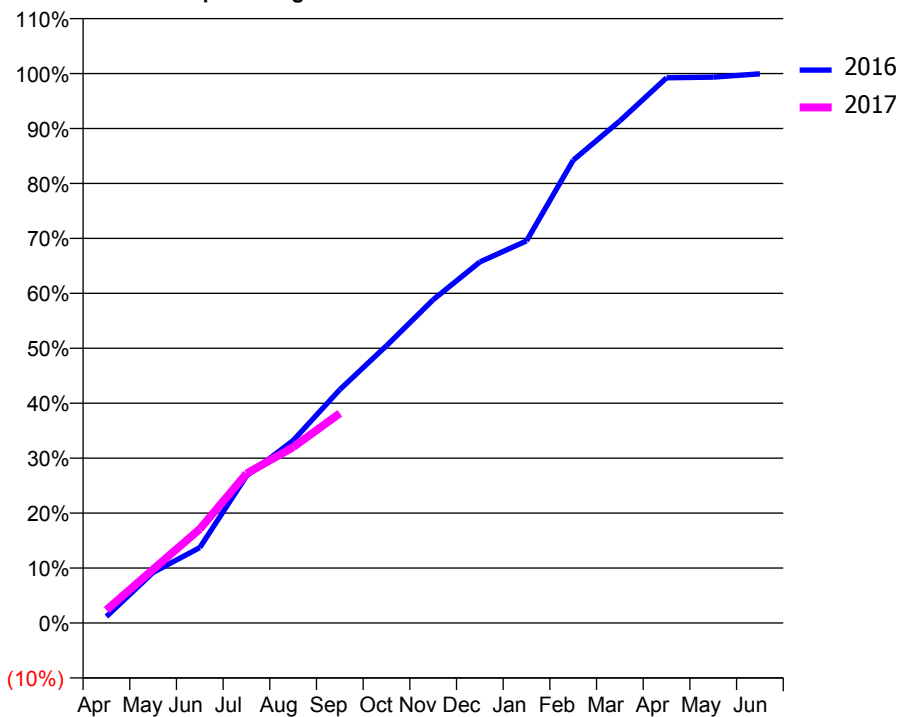
ACCESS*

Patients seen in 24 months	Total	Change since previous quarter
Quarter ending September 2015	12,409	
Quarter ending December 2015	12,435	→
Quarter ending March 2016	12,612	→
Quarter ending June 2016	12,626	→
Quarter ending September 2016	12,488	↓
Variance since September 2015	0.6%	→



ACTIVITY

Cumulative percentage of contracted UDA delivered 2016 & 2017



Month	Adjusted Scheduled Activity (UDA)	
	2016	2017
April	396	801
May	3,115	3,307
June	4,642	5,781
July	9,056	9,198
August	11,239	10,822
September	14,375	12,908
October	17,072	
November	19,909	
December	22,230	
January	23,529	
February	28,492	
March	30,917	
April	33,568	
May	33,607	
June	33,813	

QUALITY

	Quantity	Base Number	Contract	AT	Region	England
% of FP17s for the same patient ID Re-attending within 3 months - Children	68	1,436	4.7%	11.2%	11.8%	12.4%
% of FP17s for the same patient ID Re-attending within 3 months - Adults	598	5,121	11.7%	16.3%	17.1%	16.7%
% of FP17s for the same patient ID Re-attending between 3 & 9 months - Children	569	1,436	39.6%	41.5%	45.8%	57.4%
% of FP17s for the same patient ID Re-attending between 3 & 9 months - Adults	2,010	5,121	39.3%	35.0%	37.6%	50.5%
% of FP17s for Band 1 Urgent Courses	353	5,422	6.5%	10.8%	10.6%	9.1%
% of FP17s Relating to Free Repair or Replacements	10	5,422	0.2%	0.5%	0.6%	0.8%
% of FP17s Relating to Continuations	48	5,422	0.9%	0.9%	0.9%	1.3%
% of Patients satisfied with the dentistry they have received	10	10	100.0%	89.2%	90.2%	93.2%
% of Patients satisfied with the time they had to wait for an appointment	10	10	100.0%	81.5%	83.8%	89.0%

* This is based on patients treated on this contract for their most recent course of treatment. Figures in italics indicate the base number of FP17s or Patient Questionnaire responses are less than 100. N/A is shown where the base number of responses is less than 10 during the period. % is calculated as Quantity/Base number*100

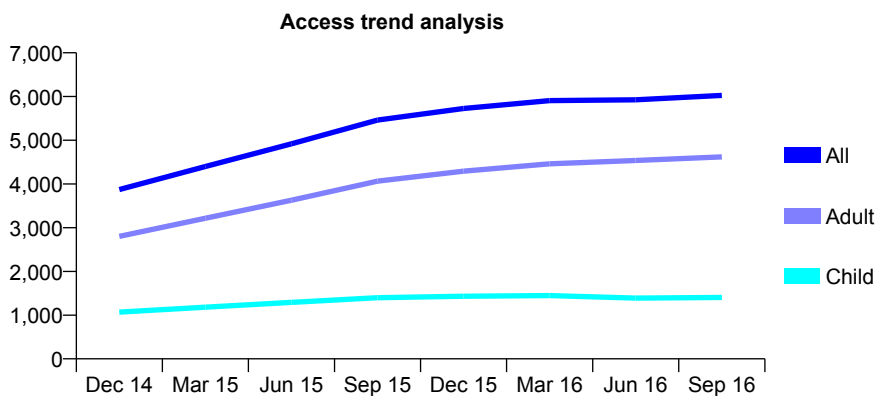
Q61 - Vital Signs At a Glance Contract Report for 937436/0006 - September 2016

Name or company name	MR DJ SACKWILD
Contract type name	GDS Contract
Purpose of contract	General
Contract start date	01/11/2013
Contract end date	

16/17 Contracted general activity (UDA)	17,260
Carry forward general activity (UDA)	41
16/17 Contracted orthodontic activity (UOA)	0
Carry forward orthodontic activity (UOA)	0
Baseline contract value	£432,377.74

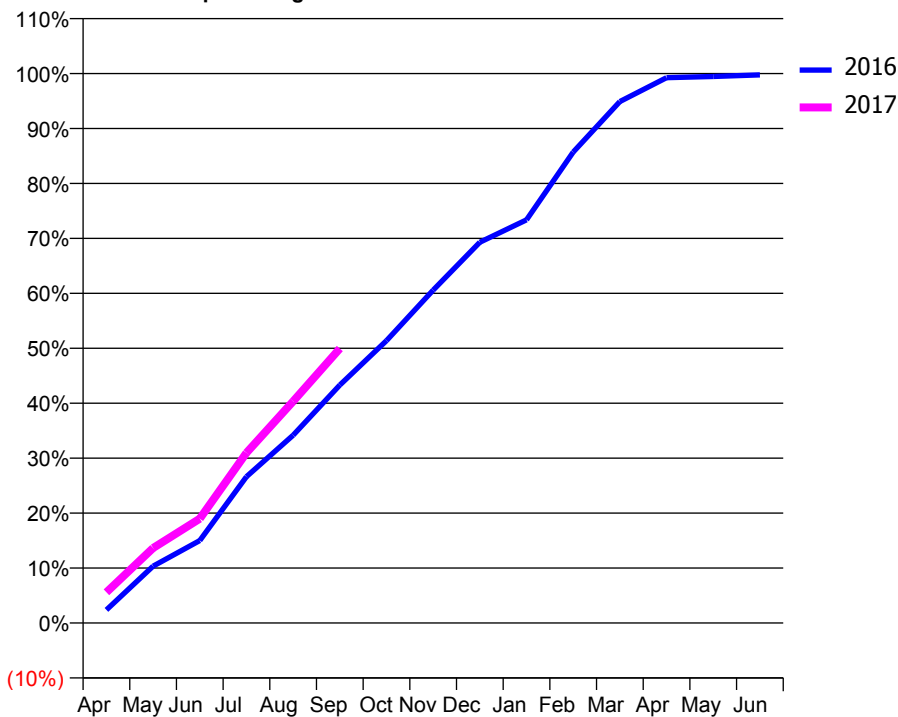
ACCESS*

Patients seen in 24 months	Total	Change since previous quarter
Quarter ending September 2015	5,461	
Quarter ending December 2015	5,726	↑
Quarter ending March 2016	5,908	↑
Quarter ending June 2016	5,926	→
Quarter ending September 2016	6,024	→
Variance since September 2015	10.3%	↑



ACTIVITY

Cumulative percentage of contracted UDA delivered 2016 & 2017



Month	Adjusted Scheduled Activity (UDA)	
	2016	2017
April	414	964
May	1,787	2,358
June	2,592	3,276
July	4,599	5,347
August	5,900	6,964
September	7,474	8,622
October	8,867	
November	10,457	
December	11,960	
January	12,662	
February	14,790	
March	16,379	
April	17,128	
May	17,167	
June	17,219	

QUALITY

	Quantity	Base Number	Contract	AT	Region	England
% of FP17s for the same patient ID Re-attending within 3 months - Children	62	762	8.1%	11.2%	11.8%	12.4%
% of FP17s for the same patient ID Re-attending within 3 months - Adults	234	2,208	10.6%	16.3%	17.1%	16.7%
% of FP17s for the same patient ID Re-attending between 3 & 9 months - Children	276	762	36.2%	41.5%	45.8%	57.4%
% of FP17s for the same patient ID Re-attending between 3 & 9 months - Adults	542	2,208	24.5%	35.0%	37.6%	50.5%
% of FP17s for Band 1 Urgent Courses	351	2,701	13.0%	10.8%	10.6%	9.1%
% of FP17s Relating to Free Repair or Replacements	0	2,701	0.0%	0.5%	0.6%	0.8%
% of FP17s Relating to Continuations	31	2,701	1.1%	0.9%	0.9%	1.3%
% of Patients satisfied with the dentistry they have received	1	1	N/A	89.2%	90.2%	93.2%
% of Patients satisfied with the time they had to wait for an appointment	1	1	N/A	81.5%	83.8%	89.0%

* This is based on patients treated on this contract for their most recent course of treatment. Figures in italics indicate the base number of FP17s or Patient Questionnaire responses are less than 100. N/A is shown where the base number of responses is less than 10 during the period. % is calculated as Quantity/Base number*100

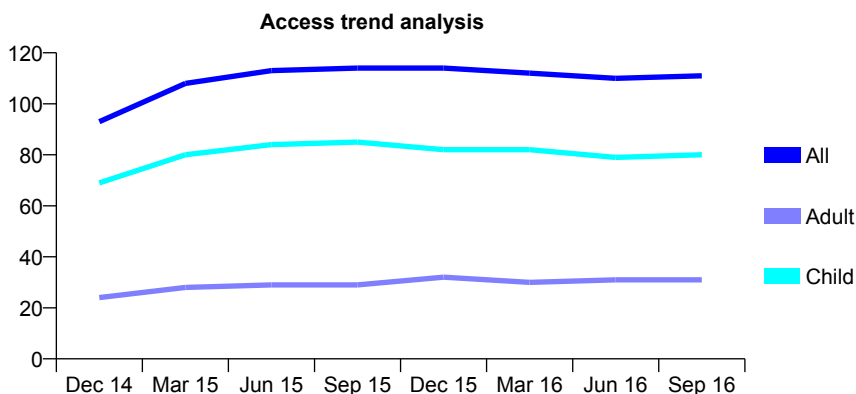
Q61 - Vital Signs At a Glance Contract Report for 941999/0001 - September 2016

Name or company name	MRS S DASWANI
Contract type name	GDS Contract
Purpose of contract	General
Contract start date	01/04/2006
Contract end date	

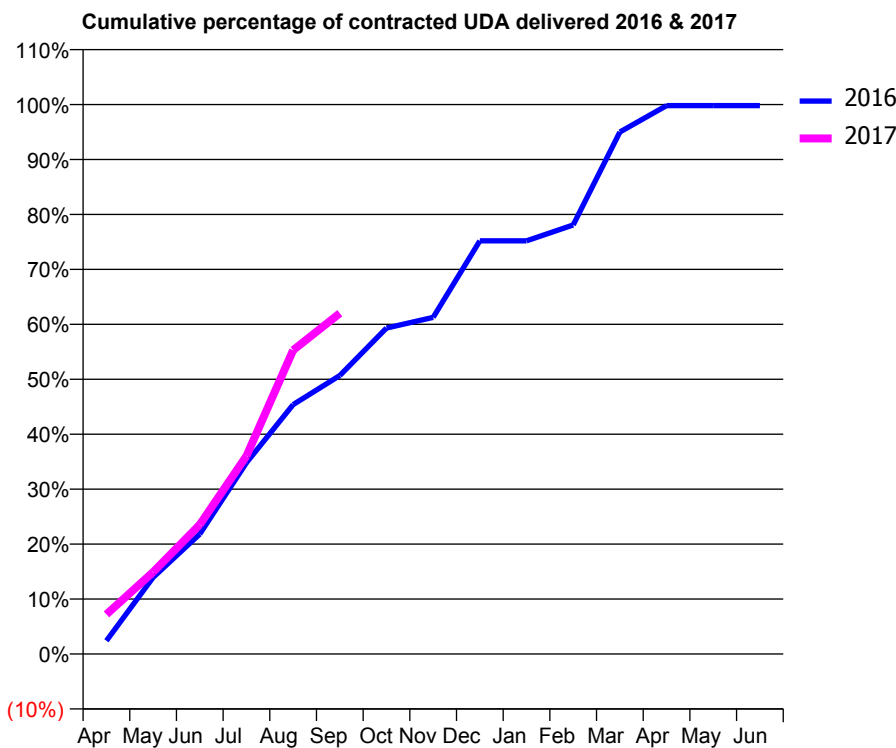
16/17 Contracted general activity (UDA)	208
Carry forward general activity (UDA)	0
16/17 Contracted orthodontic activity (UOA)	0
Carry forward orthodontic activity (UOA)	0
Baseline contract value	£4,871.75

ACCESS*

Patients seen in 24 months	Total	Change since previous quarter
Quarter ending September 2015	114	
Quarter ending December 2015	114	→
Quarter ending March 2016	112	↓
Quarter ending June 2016	110	↓
Quarter ending September 2016	111	→
Variance since September 2015	(2.6%)	↓



ACTIVITY



Month	Adjusted Scheduled Activity (UDA)	
	2016	2017
April	5	15
May	29	31
June	45	49
July	72	75
August	94	115
September	105	129
October	123	
November	127	
December	156	
January	156	
February	162	
March	198	
April	208	
May	208	
June	208	

QUALITY

	Quantity	Base Number	Contract	AT	Region	England
% of FP17s for the same patient ID Re-attending within 3 months - Children	4	64	6.3%	11.2%	11.8%	12.4%
% of FP17s for the same patient ID Re-attending within 3 months - Adults	1	18	5.6%	16.3%	17.1%	16.7%
% of FP17s for the same patient ID Re-attending between 3 & 9 months - Children	36	64	56.3%	41.5%	45.8%	57.4%
% of FP17s for the same patient ID Re-attending between 3 & 9 months - Adults	6	18	33.3%	35.0%	37.6%	50.5%
% of FP17s for Band 1 Urgent Courses	0	76	0.0%	10.8%	10.6%	9.1%
% of FP17s Relating to Free Repair or Replacements	0	76	0.0%	0.5%	0.6%	0.8%
% of FP17s Relating to Continuations	0	76	0.0%	0.9%	0.9%	1.3%
% of Patients satisfied with the dentistry they have received	0	0	N/A	89.2%	90.2%	93.2%
% of Patients satisfied with the time they had to wait for an appointment	0	0	N/A	81.5%	83.8%	89.0%

* This is based on patients treated on this contract for their most recent course of treatment. Figures in italics indicate the base number of FP17s or Patient Questionnaire responses are less than 100. N/A is shown where the base number of responses is less than 10 during the period. % is calculated as Quantity/Base number*100

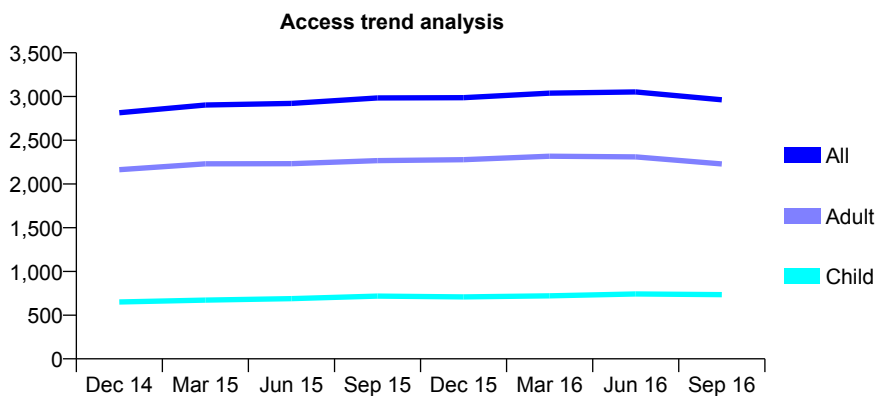
Q61 - Vital Signs At a Glance Contract Report for 944394/0001 - September 2016

Name or company name	MR R PAUL
Contract type name	GDS Contract
Purpose of contract	General
Contract start date	01/04/2006
Contract end date	

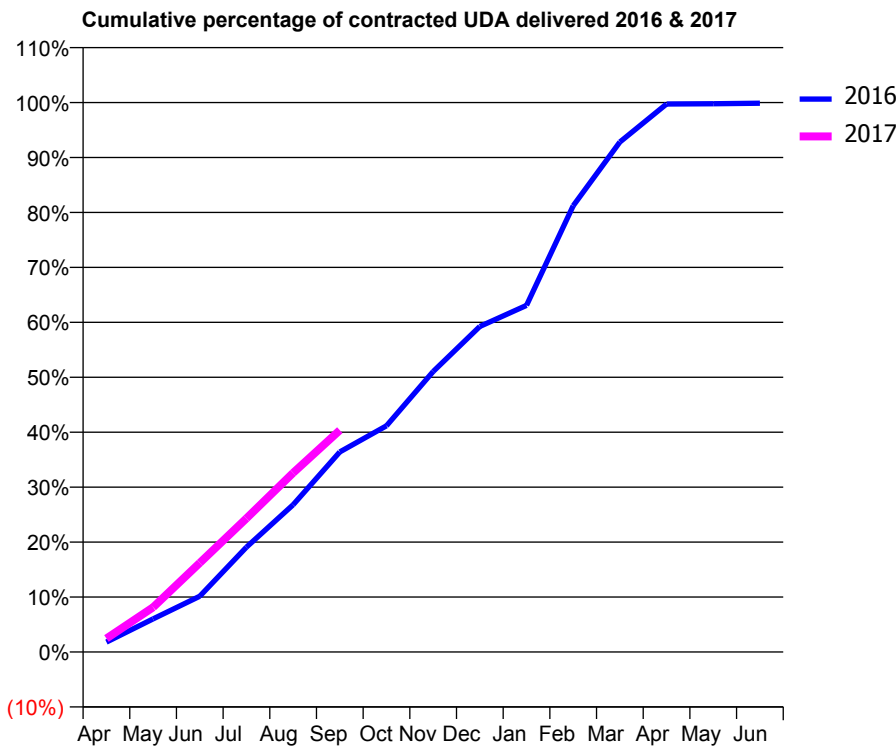
16/17 Contracted general activity (UDA)	9,412
Carry forward general activity (UDA)	11
16/17 Contracted orthodontic activity (UOA)	0
Carry forward orthodontic activity (UOA)	0
Baseline contract value	£240,368.70

ACCESS*

Patients seen in 24 months	Total	Change since previous quarter
Quarter ending September 2015	2,984	
Quarter ending December 2015	2,987	→
Quarter ending March 2016	3,038	→
Quarter ending June 2016	3,052	→
Quarter ending September 2016	2,963	↓
Variance since September 2015	(0.7%)	→



ACTIVITY



Month	Adjusted Scheduled Activity (UDA)	
	2016	2017
April	170	233
May	569	766
June	957	1,526
July	1,796	2,291
August	2,523	3,068
September	3,427	3,799
October	3,876	
November	4,805	
December	5,576	
January	5,937	
February	7,643	
March	8,735	
April	9,387	
May	9,391	
June	9,401	

QUALITY

	Quantity	Base Number	Contract	AT	Region	England
% of FP17s for the same patient ID Re-attending within 3 months - Children	30	471	6.4%	11.2%	11.8%	12.4%
% of FP17s for the same patient ID Re-attending within 3 months - Adults	170	1,169	14.5%	16.3%	17.1%	16.7%
% of FP17s for the same patient ID Re-attending between 3 & 9 months - Children	121	471	25.7%	41.5%	45.8%	57.4%
% of FP17s for the same patient ID Re-attending between 3 & 9 months - Adults	316	1,169	27.0%	35.0%	37.6%	50.5%
% of FP17s for Band 1 Urgent Courses	108	1,443	7.5%	10.8%	10.6%	9.1%
% of FP17s Relating to Free Repair or Replacements	34	1,443	2.4%	0.5%	0.6%	0.8%
% of FP17s Relating to Continuations	27	1,443	1.9%	0.9%	0.9%	1.3%
% of Patients satisfied with the dentistry they have received	2	2	N/A	89.2%	90.2%	93.2%
% of Patients satisfied with the time they had to wait for an appointment	2	2	N/A	81.5%	83.8%	89.0%

* This is based on patients treated on this contract for their most recent course of treatment. Figures in italics indicate the base number of FP17s or Patient Questionnaire responses are less than 100. N/A is shown where the base number of responses is less than 10 during the period. % is calculated as Quantity/Base number*100

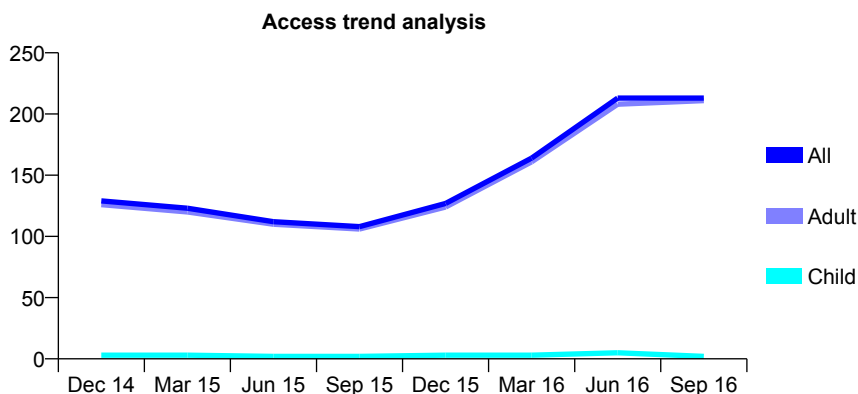
Q61 - Vital Signs At a Glance Contract Report for 947806/0002 - September 2016

Name or company name	MR PA SHAH
Contract type name	PDS Contract
Purpose of contract	General
Contract start date	01/08/2010
Contract end date	31/03/2017

16/17 Contracted general activity (UDA)	948
Carry forward general activity (UDA)	-19
16/17 Contracted orthodontic activity (UOA)	0
Carry forward orthodontic activity (UOA)	0
Baseline contract value	£131,061.52

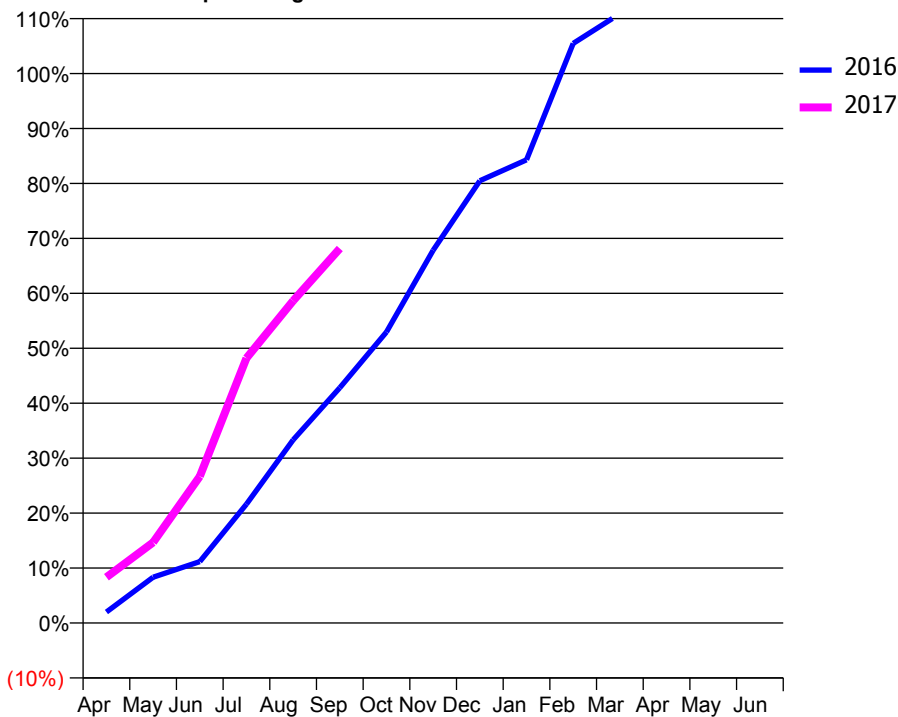
ACCESS*

Patients seen in 24 months	Total	Change since previous quarter
Quarter ending September 2015	108	
Quarter ending December 2015	127	↑
Quarter ending March 2016	164	↑
Quarter ending June 2016	213	↑
Quarter ending September 2016	213	→
Variance since September 2015	97.2%	↑



ACTIVITY

Cumulative percentage of contracted UDA delivered 2016 & 2017



Month	Adjusted Scheduled Activity (UDA)	
	2016	2017
April	19	79
May	79	139
June	106	253
July	205	457
August	316	556
September	406	646
October	502	
November	643	
December	763	
January	799	
February	1,000	
March	1,051	
April	1,096	
May	1,096	
June	1,096	

QUALITY

	Quantity	Base Number	Contract	AT	Region	England
% of FP17s for the same patient ID Re-attending within 3 months - Children	0	10	0.0%	11.2%	11.8%	12.4%
% of FP17s for the same patient ID Re-attending within 3 months - Adults	6	214	2.8%	16.3%	17.1%	16.7%
% of FP17s for the same patient ID Re-attending between 3 & 9 months - Children	0	10	0.0%	41.5%	45.8%	57.4%
% of FP17s for the same patient ID Re-attending between 3 & 9 months - Adults	1	214	0.5%	35.0%	37.6%	50.5%
% of FP17s for Band 1 Urgent Courses	0	209	0.0%	10.8%	10.6%	9.1%
% of FP17s Relating to Free Repair or Replacements	0	209	0.0%	0.5%	0.6%	0.8%
% of FP17s Relating to Continuations	0	209	0.0%	0.9%	0.9%	1.3%
% of Patients satisfied with the dentistry they have received	1	1	N/A	89.2%	90.2%	93.2%
% of Patients satisfied with the time they had to wait for an appointment	0	1	N/A	81.5%	83.8%	89.0%

* This is based on patients treated on this contract for their most recent course of treatment. Figures in italics indicate the base number of FP17s or Patient Questionnaire responses are less than 100. N/A is shown where the base number of responses is less than 10 during the period. % is calculated as Quantity/Base number*100

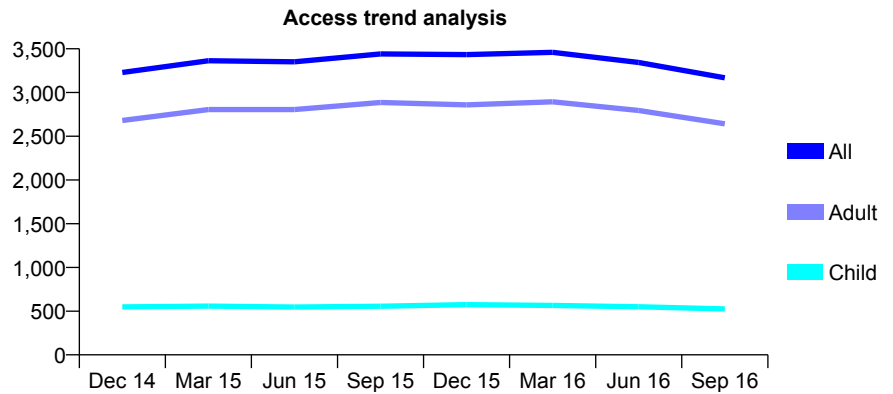
Q61 - Vital Signs At a Glance Contract Report for 949787/0001 - September 2016

Name or company name	MR OA ADEBIYI
Contract type name	GDS Contract
Purpose of contract	General
Contract start date	01/04/2006
Contract end date	

16/17 Contracted general activity (UDA)	9,518
Carry forward general activity (UDA)	-68
16/17 Contracted orthodontic activity (UOA)	0
Carry forward orthodontic activity (UOA)	0
Baseline contract value	£230,270.92

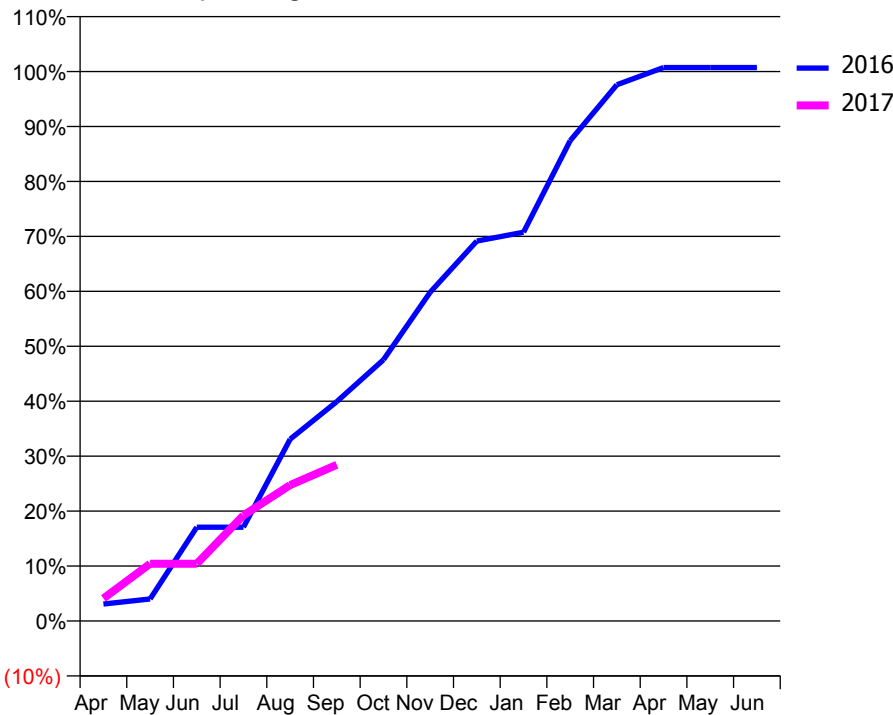
ACCESS*

Patients seen in 24 months	Total	Change since previous quarter
Quarter ending September 2015	3,442	
Quarter ending December 2015	3,433	→
Quarter ending March 2016	3,459	→
Quarter ending June 2016	3,344	↓
Quarter ending September 2016	3,168	↓
Variance since September 2015	(8.0%)	↓



ACTIVITY

Cumulative percentage of contracted UDA delivered 2016 & 2017



Month	Adjusted Scheduled Activity (UDA)	
	2016	2017
April	295	392
May	382	993
June	1,625	993
July	1,624	1,831
August	3,150	2,356
September	3,801	2,706
October	4,525	
November	5,694	
December	6,581	
January	6,734	
February	8,321	
March	9,289	
April	9,586	
May	9,586	
June	9,586	

QUALITY

	Quantity	Base Number	Contract	AT	Region	England
% of FP17s for the same patient ID Re-attending within 3 months - Children	9	221	4.1%	11.2%	11.8%	12.4%
% of FP17s for the same patient ID Re-attending within 3 months - Adults	126	881	14.3%	16.3%	17.1%	16.7%
% of FP17s for the same patient ID Re-attending between 3 & 9 months - Children	101	221	45.7%	41.5%	45.8%	57.4%
% of FP17s for the same patient ID Re-attending between 3 & 9 months - Adults	276	881	31.3%	35.0%	37.6%	50.5%
% of FP17s for Band 1 Urgent Courses	58	1,010	5.7%	10.8%	10.6%	9.1%
% of FP17s Relating to Free Repair or Replacements	3	1,010	0.3%	0.5%	0.6%	0.8%
% of FP17s Relating to Continuations	26	1,010	2.6%	0.9%	0.9%	1.3%
% of Patients satisfied with the dentistry they have received	1	1	N/A	89.2%	90.2%	93.2%
% of Patients satisfied with the time they had to wait for an appointment	1	1	N/A	81.5%	83.8%	89.0%

* This is based on patients treated on this contract for their most recent course of treatment. Figures in italics indicate the base number of FP17s or Patient Questionnaire responses are less than 100. N/A is shown where the base number of responses is less than 10 during the period. % is calculated as Quantity/Base number*100

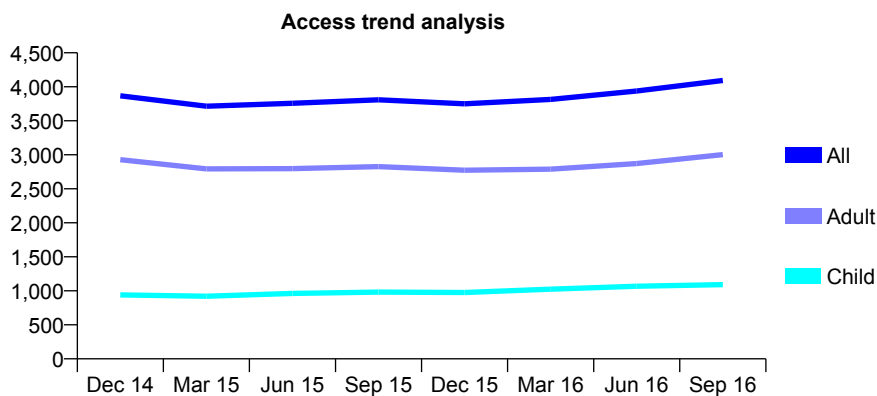
Q61 - Vital Signs At a Glance Contract Report for 949892/0001 - September 2016

Name or company name	MR KC SHAH
Contract type name	GDS Contract
Purpose of contract	General
Contract start date	21/07/2010
Contract end date	

16/17 Contracted general activity (UDA)	8,870
Carry forward general activity (UDA)	-177
16/17 Contracted orthodontic activity (UOA)	0
Carry forward orthodontic activity (UOA)	0
Baseline contract value	£206,208.02

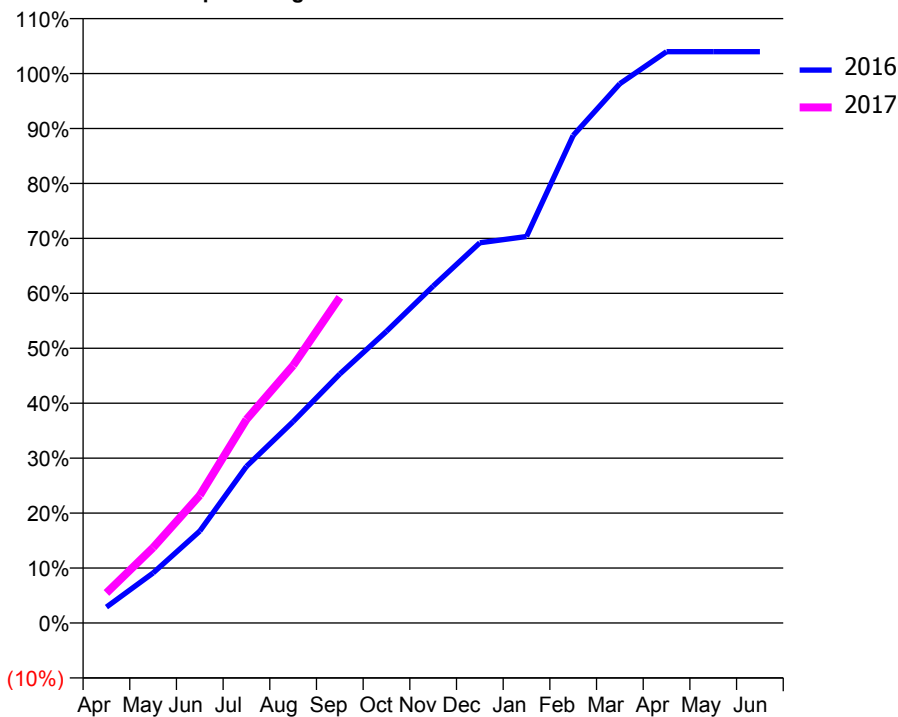
ACCESS*

Patients seen in 24 months	Total	Change since previous quarter
Quarter ending September 2015	3,809	
Quarter ending December 2015	3,750	↓
Quarter ending March 2016	3,815	→
Quarter ending June 2016	3,939	↑
Quarter ending September 2016	4,094	↑
Variance since September 2015	7.5%	↑



ACTIVITY

Cumulative percentage of contracted UDA delivered 2016 & 2017



Month	Adjusted Scheduled Activity (UDA)	
	2016	2017
April	258	485
May	809	1,218
June	1,484	2,061
July	2,528	3,286
August	3,251	4,158
September	4,019	5,258
October	4,709	
November	5,439	
December	6,137	
January	6,239	
February	7,871	
March	8,706	
April	9,222	
May	9,223	
June	9,222	

QUALITY

	Quantity	Base Number	Contract	AT	Region	England
% of FP17s for the same patient ID Re-attending within 3 months - Children	69	801	8.6%	11.2%	11.8%	12.4%
% of FP17s for the same patient ID Re-attending within 3 months - Adults	282	1,920	14.7%	16.3%	17.1%	16.7%
% of FP17s for the same patient ID Re-attending between 3 & 9 months - Children	386	801	48.2%	41.5%	45.8%	57.4%
% of FP17s for the same patient ID Re-attending between 3 & 9 months - Adults	699	1,920	36.4%	35.0%	37.6%	50.5%
% of FP17s for Band 1 Urgent Courses	308	2,464	12.5%	10.8%	10.6%	9.1%
% of FP17s Relating to Free Repair or Replacements	2	2,464	0.1%	0.5%	0.6%	0.8%
% of FP17s Relating to Continuations	4	2,464	0.2%	0.9%	0.9%	1.3%
% of Patients satisfied with the dentistry they have received	3	3	N/A	89.2%	90.2%	93.2%
% of Patients satisfied with the time they had to wait for an appointment	2	3	N/A	81.5%	83.8%	89.0%

* This is based on patients treated on this contract for their most recent course of treatment. Figures in italics indicate the base number of FP17s or Patient Questionnaire responses are less than 100. N/A is shown where the base number of responses is less than 10 during the period. % is calculated as Quantity/Base number*100

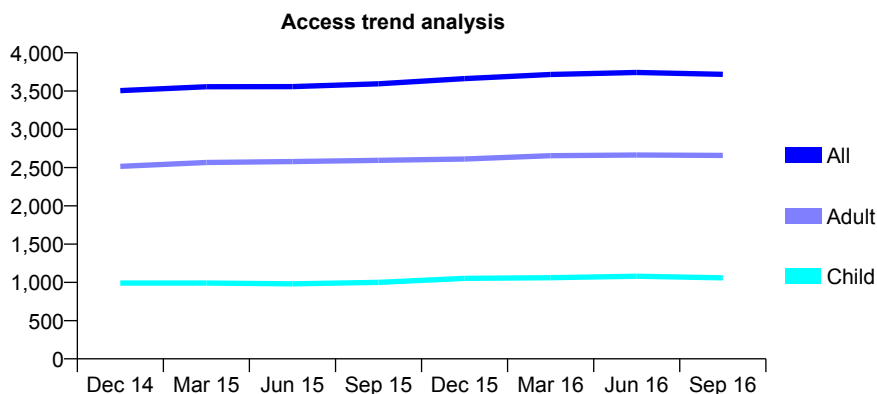
Q61 - Vital Signs At a Glance Contract Report for 954314/0001 - September 2016

Name or company name	Lawrence Levy and Shraddha Innani
Contract type name	GDS Contract
Purpose of contract	General
Contract start date	01/04/2006
Contract end date	

16/17 Contracted general activity (UDA)	10,835
Carry forward general activity (UDA)	0
16/17 Contracted orthodontic activity (UOA)	0
Carry forward orthodontic activity (UOA)	0
Baseline contract value	£309,023.87

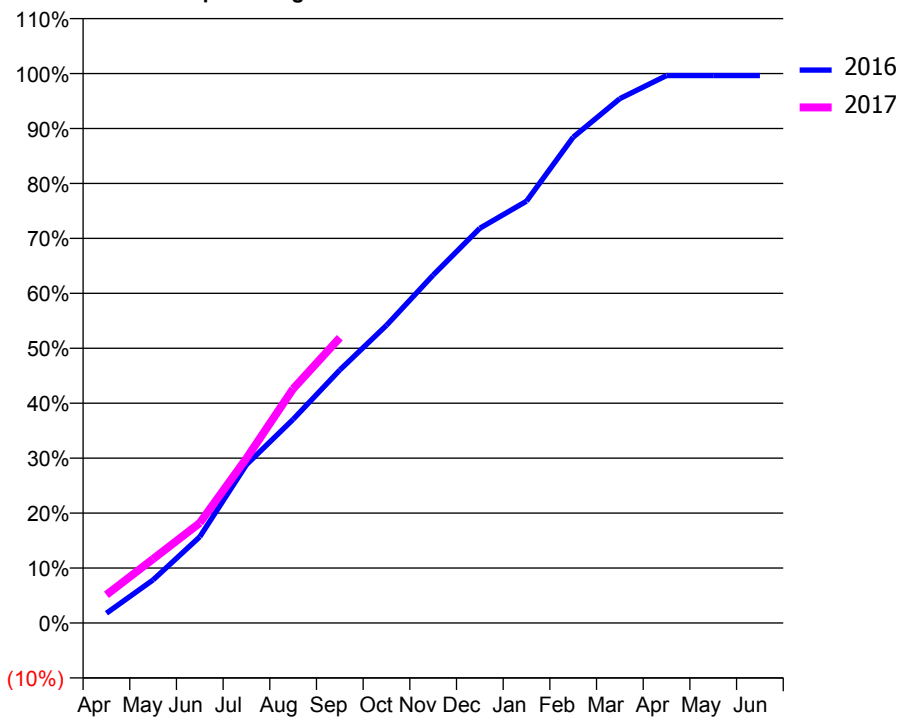
ACCESS*

Patients seen in 24 months	Total	Change since previous quarter
Quarter ending September 2015	3,594	
Quarter ending December 2015	3,663	→
Quarter ending March 2016	3,716	→
Quarter ending June 2016	3,743	→
Quarter ending September 2016	3,718	→
Variance since September 2015	3.5%	↑



ACTIVITY

Cumulative percentage of contracted UDA delivered 2016 & 2017



Month	Adjusted Scheduled Activity (UDA)	
	2016	2017
April	194	555
May	851	1,264
June	1,700	1,974
July	3,122	3,250
August	4,017	4,619
September	4,990	5,624
October	5,871	
November	6,861	
December	7,784	
January	8,317	
February	9,579	
March	10,340	
April	10,794	
May	10,794	
June	10,794	

QUALITY

	Quantity	Base Number	Contract	AT	Region	England
% of FP17s for the same patient ID Re-attending within 3 months - Children	38	625	6.1%	11.2%	11.8%	12.4%
% of FP17s for the same patient ID Re-attending within 3 months - Adults	197	1,461	13.5%	16.3%	17.1%	16.7%
% of FP17s for the same patient ID Re-attending between 3 & 9 months - Children	217	625	34.7%	41.5%	45.8%	57.4%
% of FP17s for the same patient ID Re-attending between 3 & 9 months - Adults	513	1,461	35.1%	35.0%	37.6%	50.5%
% of FP17s for Band 1 Urgent Courses	282	1,930	14.6%	10.8%	10.6%	9.1%
% of FP17s Relating to Free Repair or Replacements	28	1,930	1.5%	0.5%	0.6%	0.8%
% of FP17s Relating to Continuations	17	1,930	0.9%	0.9%	0.9%	1.3%
% of Patients satisfied with the dentistry they have received	2	2	N/A	89.2%	90.2%	93.2%
% of Patients satisfied with the time they had to wait for an appointment	2	2	N/A	81.5%	83.8%	89.0%

* This is based on patients treated on this contract for their most recent course of treatment. Figures in italics indicate the base number of FP17s or Patient Questionnaire responses are less than 100. N/A is shown where the base number of responses is less than 10 during the period. % is calculated as Quantity/Base number*100

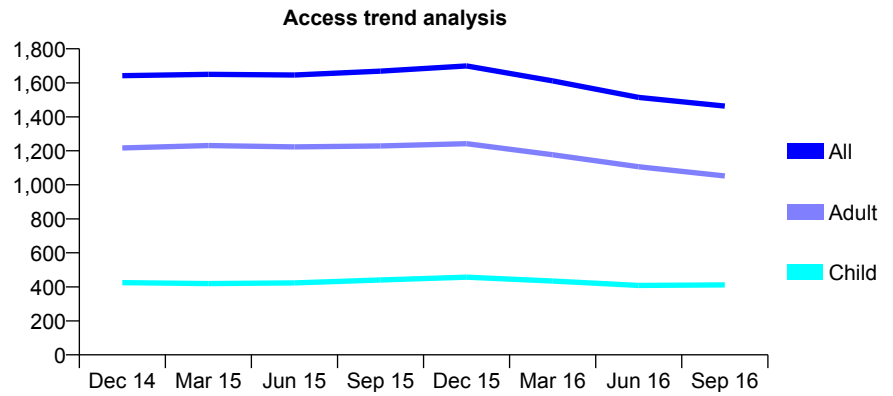
Q61 - Vital Signs At a Glance Contract Report for 964328/0001 - September 2016

Name or company name	MISS FA RAMJOHN
Contract type name	GDS Contract
Purpose of contract	General
Contract start date	01/11/2011
Contract end date	

16/17 Contracted general activity (UDA)	4,344
Carry forward general activity (UDA)	-87
16/17 Contracted orthodontic activity (UOA)	0
Carry forward orthodontic activity (UOA)	0
Baseline contract value	£123,304.57

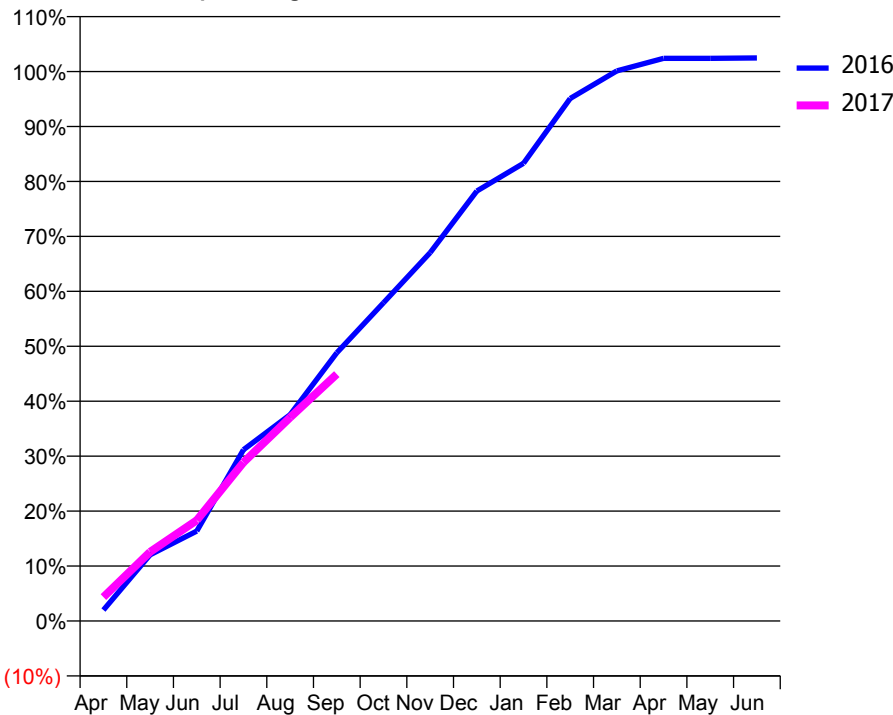
ACCESS*

Patients seen in 24 months	Total	Change since previous quarter
Quarter ending September 2015	1,669	
Quarter ending December 2015	1,699	→
Quarter ending March 2016	1,611	↓
Quarter ending June 2016	1,514	↓
Quarter ending September 2016	1,463	↓
Variance since September 2015	(12.3%)	↓



ACTIVITY

Cumulative percentage of contracted UDA delivered 2016 & 2017



Month	Adjusted Scheduled Activity (UDA)	
	2016	2017
April	87	189
May	524	547
June	711	796
July	1,354	1,254
August	1,632	1,609
September	2,120	1,952
October	2,516	
November	2,912	
December	3,399	
January	3,619	
February	4,130	
March	4,348	
April	4,448	
May	4,448	
June	4,451	

QUALITY

	Quantity	Base Number	Contract	AT	Region	England
% of FP17s for the same patient ID Re-attending within 3 months - Children	19	239	7.9%	11.2%	11.8%	12.4%
% of FP17s for the same patient ID Re-attending within 3 months - Adults	51	450	11.3%	16.3%	17.1%	16.7%
% of FP17s for the same patient ID Re-attending between 3 & 9 months - Children	116	239	48.5%	41.5%	45.8%	57.4%
% of FP17s for the same patient ID Re-attending between 3 & 9 months - Adults	169	450	37.6%	35.0%	37.6%	50.5%
% of FP17s for Band 1 Urgent Courses	44	642	6.9%	10.8%	10.6%	9.1%
% of FP17s Relating to Free Repair or Replacements	0	642	0.0%	0.5%	0.6%	0.8%
% of FP17s Relating to Continuations	5	642	0.8%	0.9%	0.9%	1.3%
% of Patients satisfied with the dentistry they have received	2	2	N/A	89.2%	90.2%	93.2%
% of Patients satisfied with the time they had to wait for an appointment	1	2	N/A	81.5%	83.8%	89.0%

* This is based on patients treated on this contract for their most recent course of treatment. Figures in italics indicate the base number of FP17s or Patient Questionnaire responses are less than 100. N/A is shown where the base number of responses is less than 10 during the period. % is calculated as Quantity/Base number*100

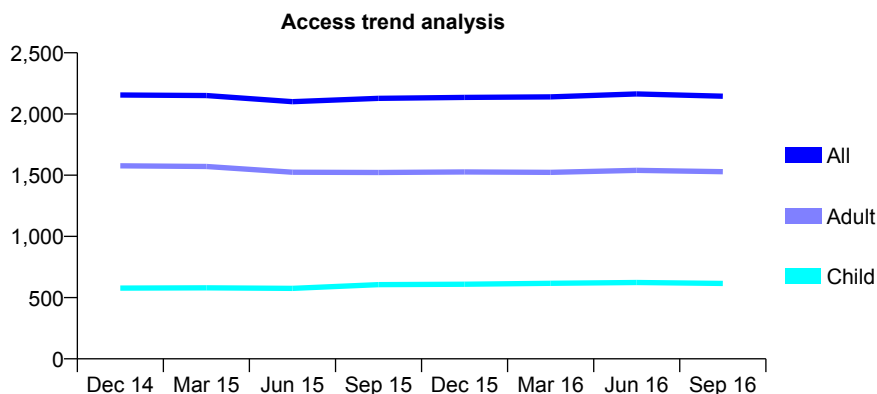
Q61 - Vital Signs At a Glance Contract Report for 999237/0001 - September 2016

Name or company name	MRS JM TALIB
Contract type name	GDS Contract
Purpose of contract	General
Contract start date	01/04/2006
Contract end date	

16/17 Contracted general activity (UDA)	7,248
Carry forward general activity (UDA)	-145
16/17 Contracted orthodontic activity (UOA)	0
Carry forward orthodontic activity (UOA)	0
Baseline contract value	£229,964.71

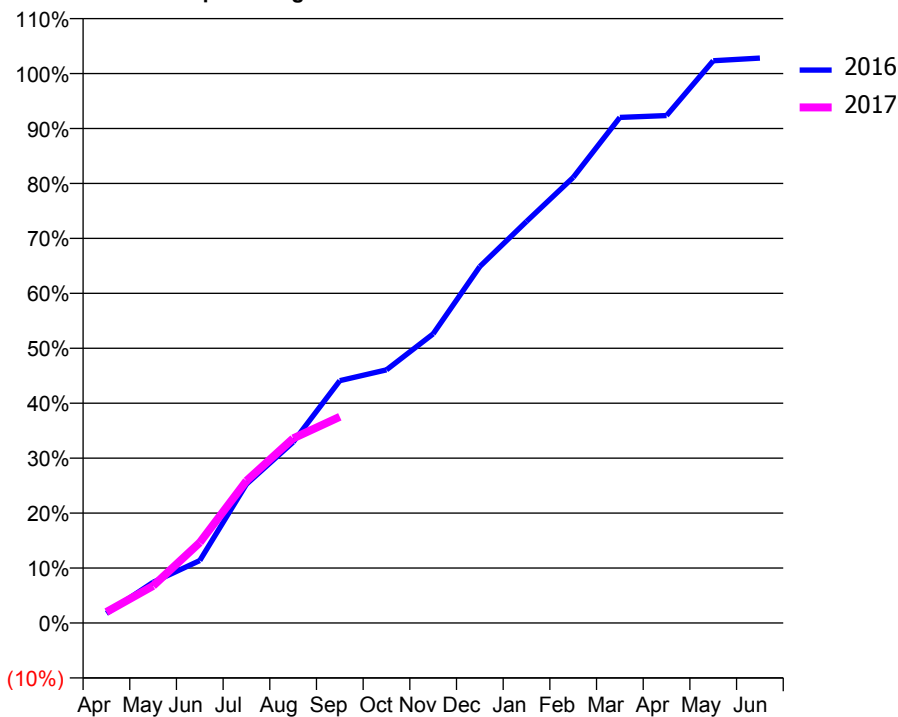
ACCESS*

Patients seen in 24 months	Total	Change since previous quarter
Quarter ending September 2015	2,128	
Quarter ending December 2015	2,136	→
Quarter ending March 2016	2,140	→
Quarter ending June 2016	2,164	→
Quarter ending September 2016	2,145	→
Variance since September 2015	0.8%	→



ACTIVITY

Cumulative percentage of contracted UDA delivered 2016 & 2017



Month	Adjusted Scheduled Activity (UDA)	
	2016	2017
April	127	145
May	537	489
June	824	1,062
July	1,832	1,876
August	2,386	2,436
September	3,197	2,720
October	3,339	
November	3,815	
December	4,703	
January	5,297	
February	5,877	
March	6,669	
April	6,693	
May	7,416	
June	7,451	

QUALITY

	Quantity	Base Number	Contract	AT	Region	England
% of FP17s for the same patient ID Re-attending within 3 months - Children	21	286	7.3%	11.2%	11.8%	12.4%
% of FP17s for the same patient ID Re-attending within 3 months - Adults	92	678	13.6%	16.3%	17.1%	16.7%
% of FP17s for the same patient ID Re-attending between 3 & 9 months - Children	76	286	26.6%	41.5%	45.8%	57.4%
% of FP17s for the same patient ID Re-attending between 3 & 9 months - Adults	164	678	24.2%	35.0%	37.6%	50.5%
% of FP17s for Band 1 Urgent Courses	104	746	13.9%	10.8%	10.6%	9.1%
% of FP17s Relating to Free Repair or Replacements	0	746	0.0%	0.5%	0.6%	0.8%
% of FP17s Relating to Continuations	2	746	0.3%	0.9%	0.9%	1.3%
% of Patients satisfied with the dentistry they have received	1	2	N/A	89.2%	90.2%	93.2%
% of Patients satisfied with the time they had to wait for an appointment	1	2	N/A	81.5%	83.8%	89.0%

* This is based on patients treated on this contract for their most recent course of treatment. Figures in italics indicate the base number of FP17s or Patient Questionnaire responses are less than 100. N/A is shown where the base number of responses is less than 10 during the period. % is calculated as Quantity/Base number*100

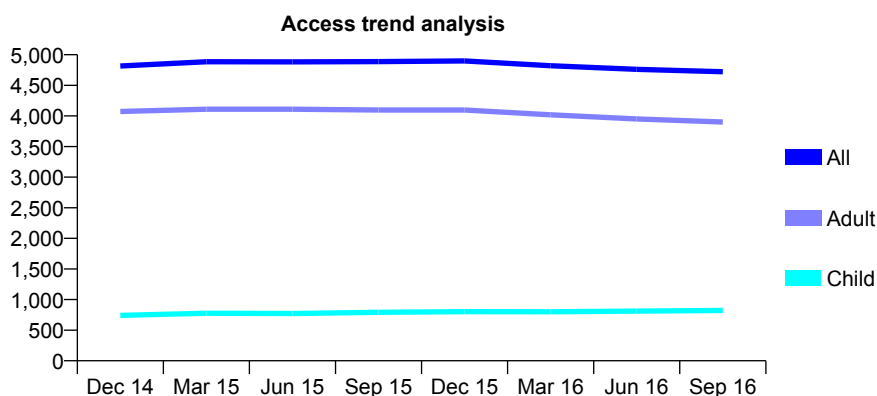
Q62 - Vital Signs At a Glance Contract Report for 101362/0034 - September 2016

Name or company name	Rodericks Dental Limited
Contract type name	GDS Contract
Purpose of contract	General
Contract start date	01/09/2010
Contract end date	

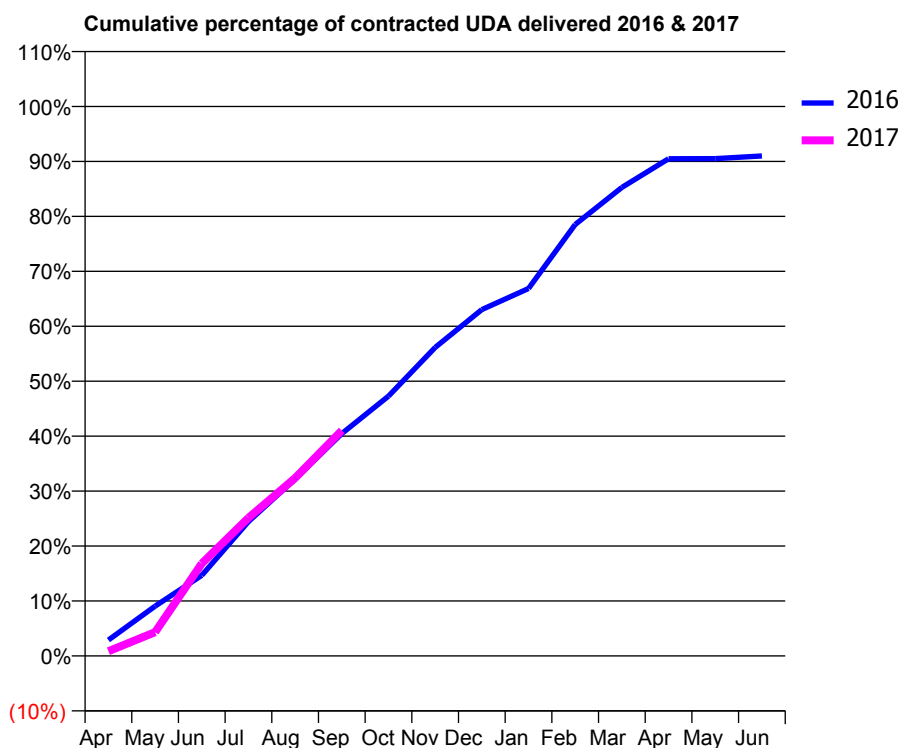
16/17 Contracted general activity (UDA)	14,797
Carry forward general activity (UDA)	0
16/17 Contracted orthodontic activity (UOA)	0
Carry forward orthodontic activity (UOA)	0
Baseline contract value	£409,751.94

ACCESS*

Patients seen in 24 months	Total	Change since previous quarter
Quarter ending September 2015	4,887	
Quarter ending December 2015	4,898	→
Quarter ending March 2016	4,820	↓
Quarter ending June 2016	4,761	↓
Quarter ending September 2016	4,722	→
Variance since September 2015	(3.4%)	↓



ACTIVITY



Month	Adjusted Scheduled Activity (UDA)	
	2016	2017
April	462	127
May	1,448	641
June	2,346	2,490
July	3,912	3,720
August	5,150	4,792
September	6,475	6,070
October	7,565	
November	8,981	
December	10,085	
January	10,698	
February	12,562	
March	13,641	
April	14,477	
May	14,481	
June	14,560	

QUALITY

	Quantity	Base Number	Contract	AT	Region	England
% of FP17s for the same patient ID Re-attending within 3 months - Children	43	583	7.4%	9.9%	11.8%	12.4%
% of FP17s for the same patient ID Re-attending within 3 months - Adults	339	2,204	15.4%	16.0%	17.1%	16.7%
% of FP17s for the same patient ID Re-attending between 3 & 9 months - Children	302	583	51.8%	45.4%	45.8%	57.4%
% of FP17s for the same patient ID Re-attending between 3 & 9 months - Adults	907	2,204	41.2%	37.0%	37.6%	50.5%
% of FP17s for Band 1 Urgent Courses	311	2,501	12.4%	11.0%	10.6%	9.1%
% of FP17s Relating to Free Repair or Replacements	39	2,501	1.6%	0.6%	0.6%	0.8%
% of FP17s Relating to Continuations	6	2,501	0.2%	0.7%	0.9%	1.3%
% of Patients satisfied with the dentistry they have received	14	14	100.0%	90.9%	90.2%	93.2%
% of Patients satisfied with the time they had to wait for an appointment	13	14	92.9%	83.8%	83.8%	89.0%

* This is based on patients treated on this contract for their most recent course of treatment. Figures in italics indicate the base number of FP17s or Patient Questionnaire responses are less than 100. N/A is shown where the base number of responses is less than 10 during the period. % is calculated as Quantity/Base number*100

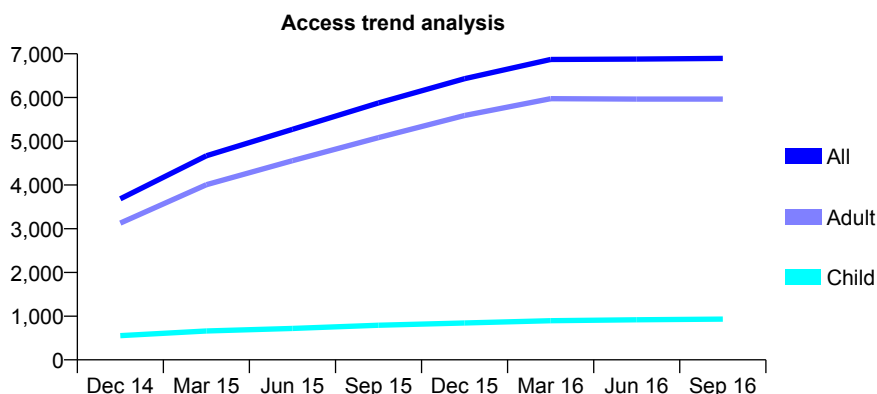
Q62 - Vital Signs At a Glance Contract Report for 101362/0058 - September 2016

Name or company name	Rodericks Dental Limited
Contract type name	GDS Contract
Purpose of contract	General
Contract start date	01/04/2014
Contract end date	

16/17 Contracted general activity (UDA)	22,598
Carry forward general activity (UDA)	0
16/17 Contracted orthodontic activity (UOA)	0
Carry forward orthodontic activity (UOA)	0
Baseline contract value	£557,431.16

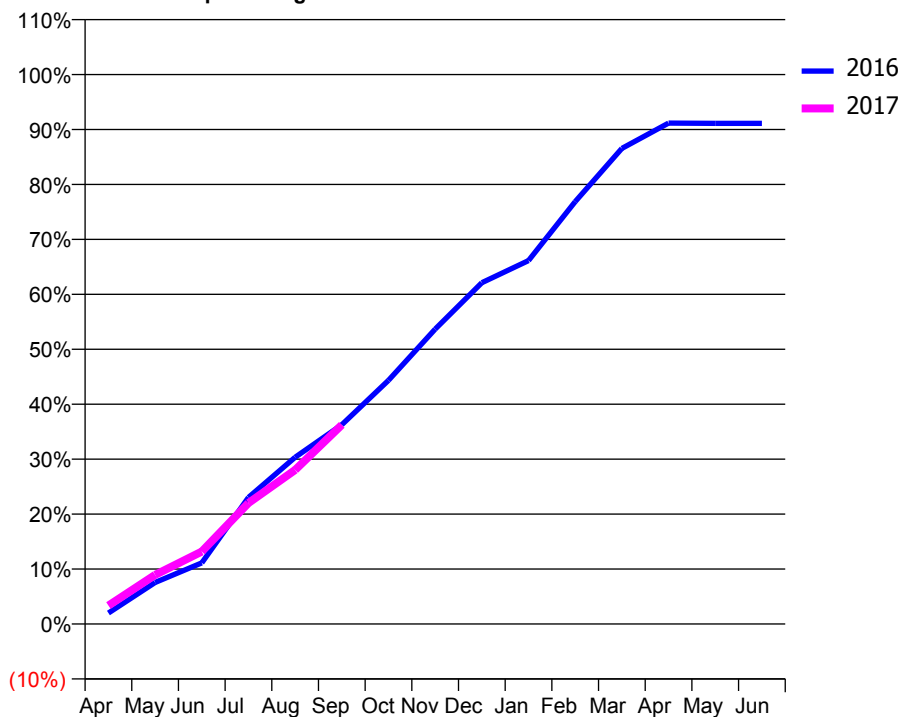
ACCESS*

Patients seen in 24 months	Total	Change since previous quarter
Quarter ending September 2015	5,875	
Quarter ending December 2015	6,431	↑
Quarter ending March 2016	6,870	↑
Quarter ending June 2016	6,881	→
Quarter ending September 2016	6,896	→
Variance since September 2015	17.4%	↑



ACTIVITY

Cumulative percentage of contracted UDA delivered 2016 & 2017



Adjusted Scheduled Activity (UDA)

Month	2016	2017
April	452	762
May	1,708	2,018
June	2,517	2,980
July	5,208	4,979
August	6,855	6,338
September	8,195	8,189
October	10,022	
November	12,130	
December	14,039	
January	14,946	
February	17,368	
March	19,558	
April	20,601	
May	20,587	
June	20,589	

QUALITY

	Quantity	Base Number	Contract	AT	Region	England
% of FP17s for the same patient ID Re-attending within 3 months - Children	49	643	7.6%	9.9%	11.8%	12.4%
% of FP17s for the same patient ID Re-attending within 3 months - Adults	449	3,061	14.7%	16.0%	17.1%	16.7%
% of FP17s for the same patient ID Re-attending between 3 & 9 months - Children	333	643	51.8%	45.4%	45.8%	57.4%
% of FP17s for the same patient ID Re-attending between 3 & 9 months - Adults	1,122	3,061	36.7%	37.0%	37.6%	50.5%
% of FP17s for Band 1 Urgent Courses	379	3,381	11.2%	11.0%	10.6%	9.1%
% of FP17s Relating to Free Repair or Replacements	18	3,381	0.5%	0.6%	0.6%	0.8%
% of FP17s Relating to Continuations	14	3,381	0.4%	0.7%	0.9%	1.3%
% of Patients satisfied with the dentistry they have received	2	2	N/A	90.9%	90.2%	93.2%
% of Patients satisfied with the time they had to wait for an appointment	2	2	N/A	83.8%	83.8%	89.0%

* This is based on patients treated on this contract for their most recent course of treatment. Figures in italics indicate the base number of FP17s or Patient Questionnaire responses are less than 100. N/A is shown where the base number of responses is less than 10 during the period. % is calculated as Quantity/Base number*100

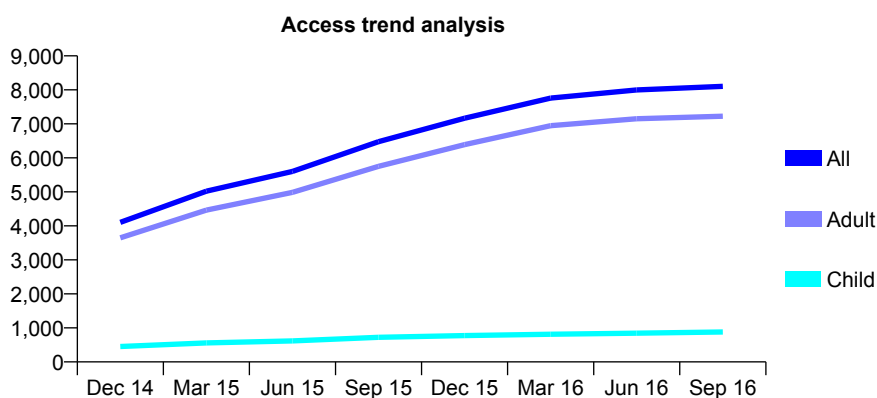
Q62 - Vital Signs At a Glance Contract Report for 101362/0059 - September 2016

Name or company name	Rodericks Dental Limited
Contract type name	GDS Contract
Purpose of contract	General
Contract start date	01/04/2014
Contract end date	

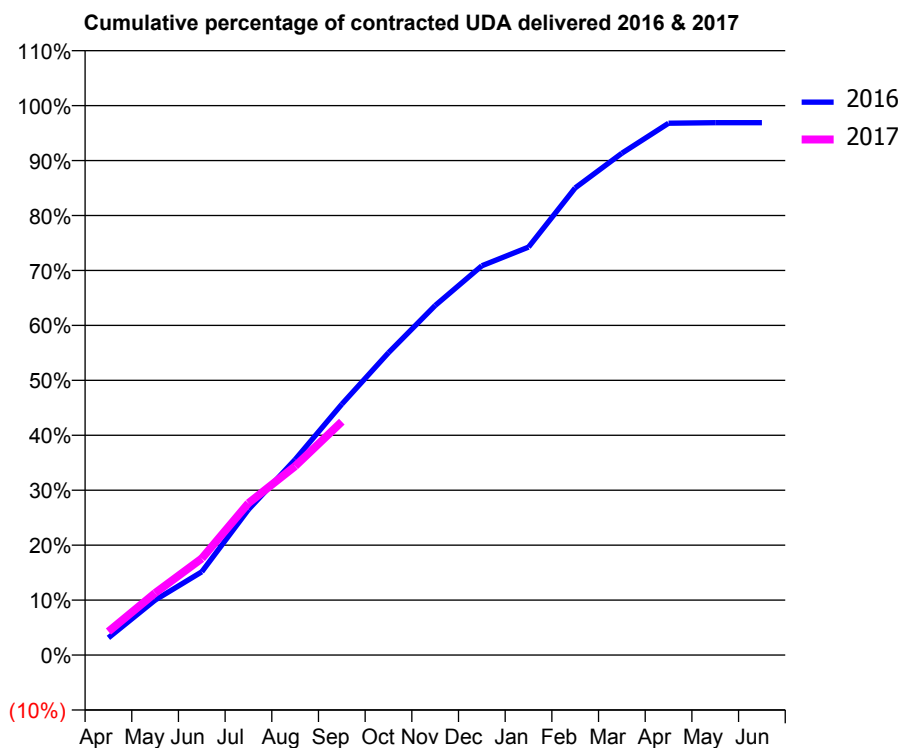
16/17 Contracted general activity (UDA)	22,570
Carry forward general activity (UDA)	0
16/17 Contracted orthodontic activity (UOA)	0
Carry forward orthodontic activity (UOA)	0
Baseline contract value	£532,534.38

ACCESS*

Patients seen in 24 months	Total	Change since previous quarter
Quarter ending September 2015	6,475	
Quarter ending December 2015	7,165	↑
Quarter ending March 2016	7,760	↑
Quarter ending June 2016	7,998	↑
Quarter ending September 2016	8,105	→
Variance since September 2015	25.2%	↑



ACTIVITY



Month	Adjusted Scheduled Activity (UDA)	
	2016	2017
April	710	969
May	2,259	2,551
June	3,423	3,967
July	5,979	6,239
August	8,033	7,758
September	10,306	9,588
October	12,420	
November	14,357	
December	15,989	
January	16,758	
February	19,189	
March	20,614	
April	21,844	
May	21,867	
June	21,868	

QUALITY

	Quantity	Base Number	Contract	AT	Region	England
% of FP17s for the same patient ID Re-attending within 3 months - Children	59	630	9.4%	9.9%	11.8%	12.4%
% of FP17s for the same patient ID Re-attending within 3 months - Adults	445	4,040	11.0%	16.0%	17.1%	16.7%
% of FP17s for the same patient ID Re-attending between 3 & 9 months - Children	320	630	50.8%	45.4%	45.8%	57.4%
% of FP17s for the same patient ID Re-attending between 3 & 9 months - Adults	1,515	4,040	37.5%	37.0%	37.6%	50.5%
% of FP17s for Band 1 Urgent Courses	475	4,139	11.5%	11.0%	10.6%	9.1%
% of FP17s Relating to Free Repair or Replacements	17	4,139	0.4%	0.6%	0.6%	0.8%
% of FP17s Relating to Continuations	16	4,139	0.4%	0.7%	0.9%	1.3%
% of Patients satisfied with the dentistry they have received	5	6	N/A	90.9%	90.2%	93.2%
% of Patients satisfied with the time they had to wait for an appointment	5	6	N/A	83.8%	83.8%	89.0%

* This is based on patients treated on this contract for their most recent course of treatment. Figures in italics indicate the base number of FP17s or Patient Questionnaire responses are less than 100. N/A is shown where the base number of responses is less than 10 during the period. % is calculated as Quantity/Base number*100

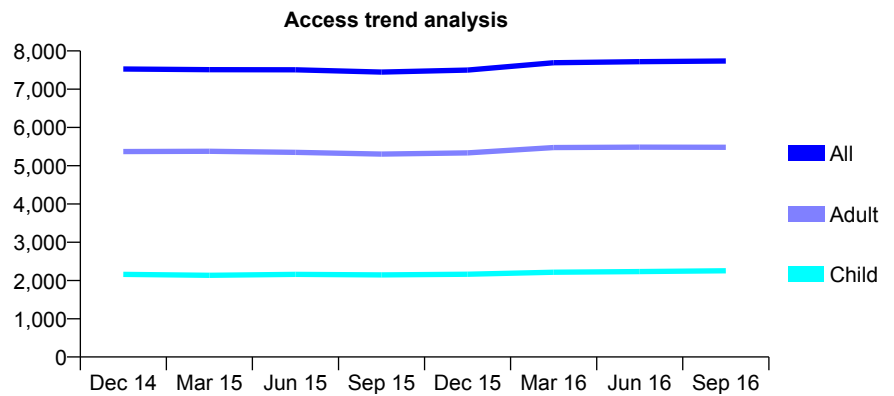
Q62 - Vital Signs At a Glance Contract Report for 101370/0045 - September 2016

Name or company name	Petrie Tucker & Partners Ltd
Contract type name	GDS Contract
Purpose of contract	General and Orthodontic
Contract start date	01/04/2006
Contract end date	

16/17 Contracted general activity (UDA)	19,022
Carry forward general activity (UDA)	0
16/17 Contracted orthodontic activity (UOA)	1,598
Carry forward orthodontic activity (UOA)	0
Baseline contract value	£671,627.98

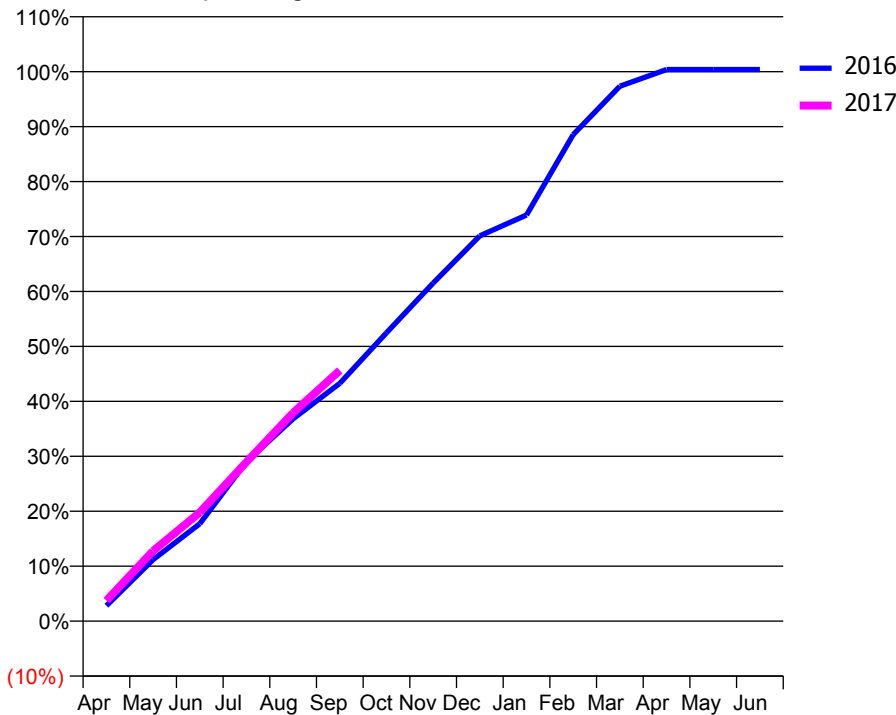
ACCESS*

Patients seen in 24 months	Total	Change since previous quarter
Quarter ending September 2015	7,449	
Quarter ending December 2015	7,499	→
Quarter ending March 2016	7,691	↑
Quarter ending June 2016	7,718	→
Quarter ending September 2016	7,737	→
Variance since September 2015	3.9%	↑



ACTIVITY

Cumulative percentage of contracted UDA delivered 2016 & 2017



Month	Adjusted Scheduled Activity (UDA)	
	2016	2017
April	534	713
May	2,129	2,431
June	3,372	3,766
July	5,519	5,507
August	7,005	7,210
September	8,233	8,678
October	9,981	
November	11,705	
December	13,337	
January	14,057	
February	16,843	
March	18,519	
April	19,094	
May	19,093	
June	19,094	

QUALITY

	Quantity	Base Number	Contract	AT	Region	England
% of FP17s for the same patient ID Re-attending within 3 months - Children	73	1,209	6.0%	9.9%	11.8%	12.4%
% of FP17s for the same patient ID Re-attending within 3 months - Adults	231	2,624	8.8%	16.0%	17.1%	16.7%
% of FP17s for the same patient ID Re-attending between 3 & 9 months - Children	459	1,209	38.0%	45.4%	45.8%	57.4%
% of FP17s for the same patient ID Re-attending between 3 & 9 months - Adults	953	2,624	36.3%	37.0%	37.6%	50.5%
% of FP17s for Band 1 Urgent Courses	197	3,530	5.6%	11.0%	10.6%	9.1%
% of FP17s Relating to Free Repair or Replacements	12	3,530	0.3%	0.6%	0.6%	0.8%
% of FP17s Relating to Continuations	40	3,530	1.1%	0.7%	0.9%	1.3%
% of Patients satisfied with the dentistry they have received	8	8	N/A	90.9%	90.2%	93.2%
% of Patients satisfied with the time they had to wait for an appointment	8	8	N/A	83.8%	83.8%	89.0%

* This is based on patients treated on this contract for their most recent course of treatment. Figures in italics indicate the base number of FP17s or Patient Questionnaire responses are less than 100. N/A is shown where the base number of responses is less than 10 during the period. % is calculated as Quantity/Base number*100

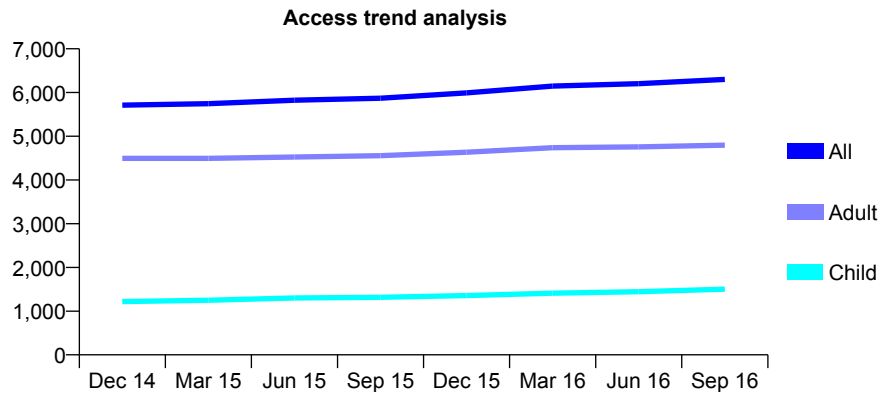
Q62 - Vital Signs At a Glance Contract Report for 101370/0099 - September 2016

Name or company name	Petrie Tucker & Partners Ltd
Contract type name	GDS Contract
Purpose of contract	General
Contract start date	01/04/2007
Contract end date	

16/17 Contracted general activity (UDA)	14,313
Carry forward general activity (UDA)	-45
16/17 Contracted orthodontic activity (UOA)	0
Carry forward orthodontic activity (UOA)	0
Baseline contract value	£398,247.23

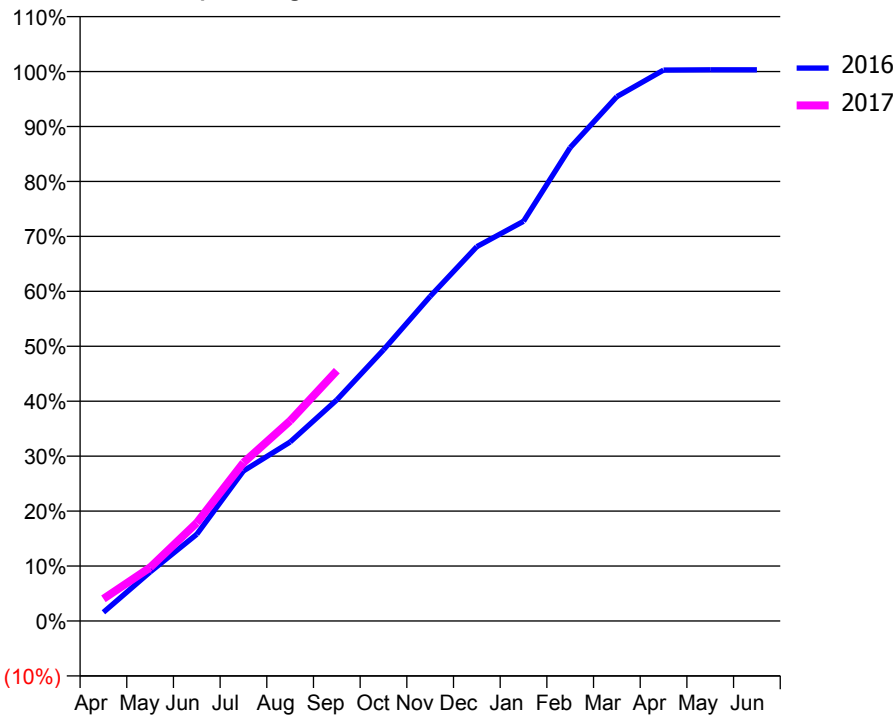
ACCESS*

Patients seen in 24 months	Total	Change since previous quarter
Quarter ending September 2015	5,870	
Quarter ending December 2015	5,991	↑
Quarter ending March 2016	6,149	↑
Quarter ending June 2016	6,202	→
Quarter ending September 2016	6,299	→
Variance since September 2015	7.3%	↑



ACTIVITY

Cumulative percentage of contracted UDA delivered 2016 & 2017



Month	Adjusted Scheduled Activity (UDA)	
	2016	2017
April	227	580
May	1,277	1,393
June	2,259	2,559
July	3,909	4,126
August	4,664	5,214
September	5,760	6,522
October	7,064	
November	8,454	
December	9,752	
January	10,413	
February	12,333	
March	13,660	
April	14,350	
May	14,357	
June	14,358	

QUALITY

	Quantity	Base Number	Contract	AT	Region	England
% of FP17s for the same patient ID Re-attending within 3 months - Children	14	733	1.9%	9.9%	11.8%	12.4%
% of FP17s for the same patient ID Re-attending within 3 months - Adults	110	1,979	5.6%	16.0%	17.1%	16.7%
% of FP17s for the same patient ID Re-attending between 3 & 9 months - Children	188	733	25.6%	45.4%	45.8%	57.4%
% of FP17s for the same patient ID Re-attending between 3 & 9 months - Adults	536	1,979	27.1%	37.0%	37.6%	50.5%
% of FP17s for Band 1 Urgent Courses	126	2,450	5.1%	11.0%	10.6%	9.1%
% of FP17s Relating to Free Repair or Replacements	10	2,450	0.4%	0.6%	0.6%	0.8%
% of FP17s Relating to Continuations	22	2,450	0.9%	0.7%	0.9%	1.3%
% of Patients satisfied with the dentistry they have received	3	3	N/A	90.9%	90.2%	93.2%
% of Patients satisfied with the time they had to wait for an appointment	3	3	N/A	83.8%	83.8%	89.0%

* This is based on patients treated on this contract for their most recent course of treatment. Figures in italics indicate the base number of FP17s or Patient Questionnaire responses are less than 100. N/A is shown where the base number of responses is less than 10 during the period. % is calculated as Quantity/Base number*100

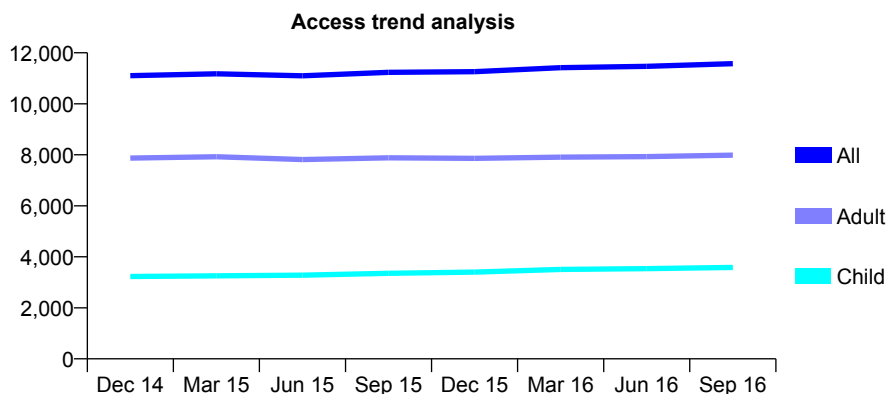
Q62 - Vital Signs At a Glance Contract Report for 101370/0100 - September 2016

Name or company name	Petrie Tucker & Partners Ltd
Contract type name	GDS Contract
Purpose of contract	General
Contract start date	01/04/2007
Contract end date	

16/17 Contracted general activity (UDA)	30,378
Carry forward general activity (UDA)	475
16/17 Contracted orthodontic activity (UOA)	0
Carry forward orthodontic activity (UOA)	0
Baseline contract value	£747,942.39

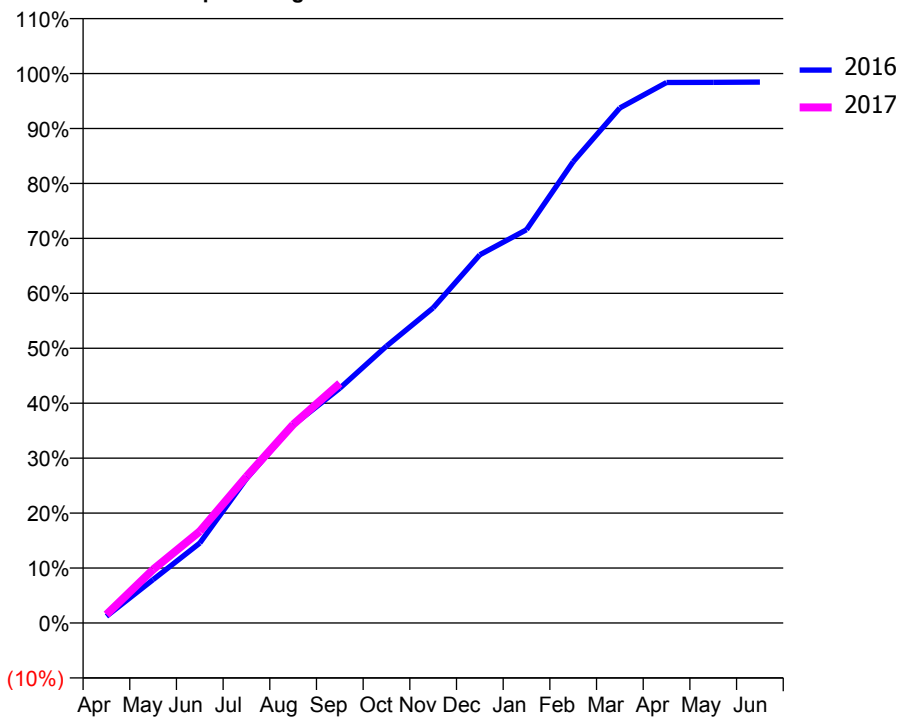
ACCESS*

Patients seen in 24 months	Total	Change since previous quarter
Quarter ending September 2015	11,233	
Quarter ending December 2015	11,261	→
Quarter ending March 2016	11,415	→
Quarter ending June 2016	11,468	→
Quarter ending September 2016	11,575	→
Variance since September 2015	3.0%	↑



ACTIVITY

Cumulative percentage of contracted UDA delivered 2016 & 2017



Month	2016	2017
April	372	465
May	2,401	2,962
June	4,419	5,065
July	7,982	8,097
August	10,933	10,972
September	12,980	13,249
October	15,306	
November	17,426	
December	20,354	
January	21,741	
February	25,499	
March	28,473	
April	29,883	
May	29,888	
June	29,903	

QUALITY

	Quantity	Base Number	Contract	AT	Region	England
% of FP17s for the same patient ID Re-attending within 3 months - Children	104	2,128	4.9%	9.9%	11.8%	12.4%
% of FP17s for the same patient ID Re-attending within 3 months - Adults	413	4,110	10.0%	16.0%	17.1%	16.7%
% of FP17s for the same patient ID Re-attending between 3 & 9 months - Children	851	2,128	40.0%	45.4%	45.8%	57.4%
% of FP17s for the same patient ID Re-attending between 3 & 9 months - Adults	1,479	4,110	36.0%	37.0%	37.6%	50.5%
% of FP17s for Band 1 Urgent Courses	187	5,638	3.3%	11.0%	10.6%	9.1%
% of FP17s Relating to Free Repair or Replacements	21	5,638	0.4%	0.6%	0.6%	0.8%
% of FP17s Relating to Continuations	92	5,638	1.6%	0.7%	0.9%	1.3%
% of Patients satisfied with the dentistry they have received	6	7	N/A	90.9%	90.2%	93.2%
% of Patients satisfied with the time they had to wait for an appointment	6	7	N/A	83.8%	83.8%	89.0%

* This is based on patients treated on this contract for their most recent course of treatment. Figures in italics indicate the base number of FP17s or Patient Questionnaire responses are less than 100. N/A is shown where the base number of responses is less than 10 during the period. % is calculated as Quantity/Base number*100

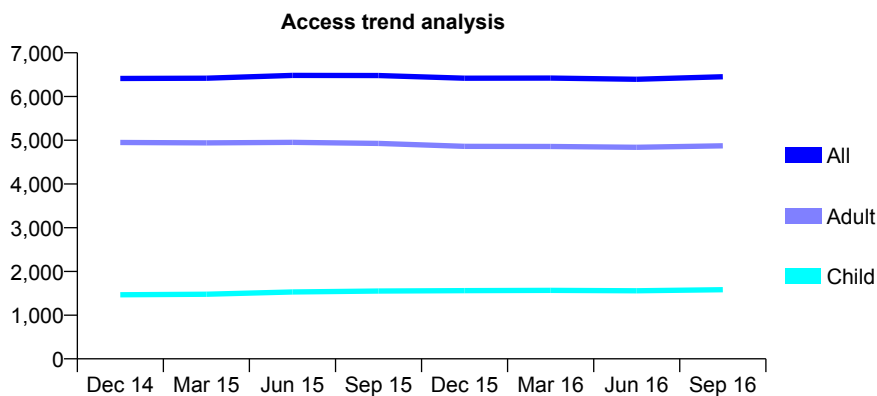
Q62 - Vital Signs At a Glance Contract Report for 101435/0013 - September 2016

Name or company name	IDH Limited
Contract type name	GDS Contract
Purpose of contract	General
Contract start date	01/04/2006
Contract end date	

16/17 Contracted general activity (UDA)	21,930
Carry forward general activity (UDA)	0
16/17 Contracted orthodontic activity (UOA)	0
Carry forward orthodontic activity (UOA)	0
Baseline contract value	£561,399.49

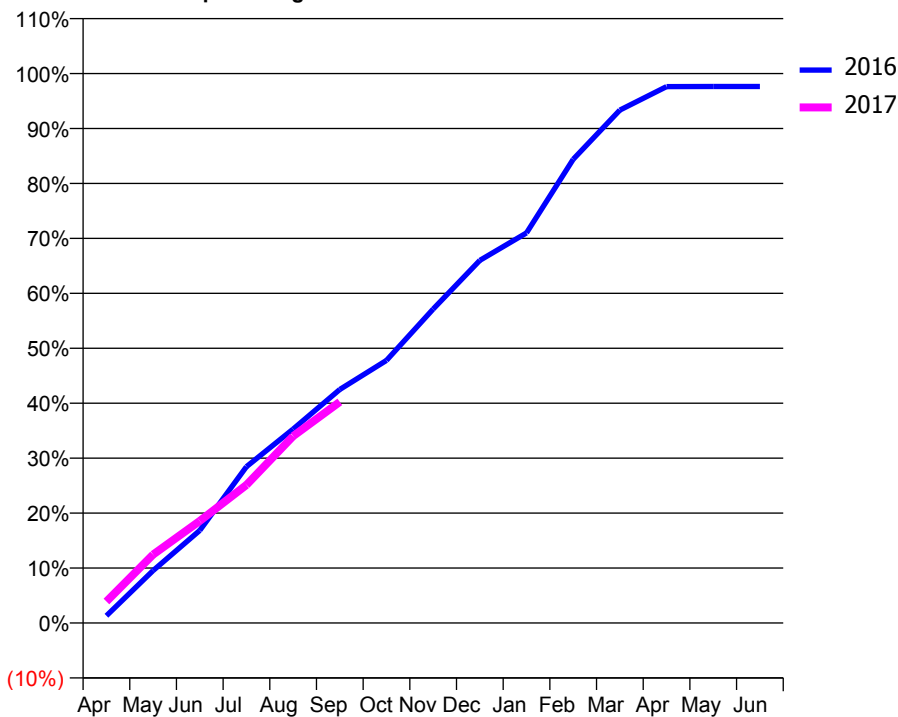
ACCESS*

Patients seen in 24 months	Total	Change since previous quarter
Quarter ending September 2015	6,479	
Quarter ending December 2015	6,420	→
Quarter ending March 2016	6,421	→
Quarter ending June 2016	6,396	→
Quarter ending September 2016	6,453	→
Variance since September 2015	(0.4%)	→



ACTIVITY

Cumulative percentage of contracted UDA delivered 2016 & 2017



Month	Adjusted Scheduled Activity (UDA)	
	2016	2017
April	291	857
May	2,092	2,730
June	3,695	4,072
July	6,239	5,510
August	7,742	7,458
September	9,320	8,826
October	10,482	
November	12,529	
December	14,474	
January	15,568	
February	18,504	
March	20,468	
April	21,406	
May	21,413	
June	21,413	

QUALITY

	Quantity	Base Number	Contract	AT	Region	England
% of FP17s for the same patient ID Re-attending within 3 months - Children	73	767	9.5%	9.9%	11.8%	12.4%
% of FP17s for the same patient ID Re-attending within 3 months - Adults	455	2,395	19.0%	16.0%	17.1%	16.7%
% of FP17s for the same patient ID Re-attending between 3 & 9 months - Children	254	767	33.1%	45.4%	45.8%	57.4%
% of FP17s for the same patient ID Re-attending between 3 & 9 months - Adults	704	2,395	29.4%	37.0%	37.6%	50.5%
% of FP17s for Band 1 Urgent Courses	294	2,849	10.3%	11.0%	10.6%	9.1%
% of FP17s Relating to Free Repair or Replacements	14	2,849	0.5%	0.6%	0.6%	0.8%
% of FP17s Relating to Continuations	58	2,849	2.0%	0.7%	0.9%	1.3%
% of Patients satisfied with the dentistry they have received	5	9	N/A	90.9%	90.2%	93.2%
% of Patients satisfied with the time they had to wait for an appointment	5	9	N/A	83.8%	83.8%	89.0%

* This is based on patients treated on this contract for their most recent course of treatment. Figures in italics indicate the base number of FP17s or Patient Questionnaire responses are less than 100. N/A is shown where the base number of responses is less than 10 during the period. % is calculated as Quantity/Base number*100

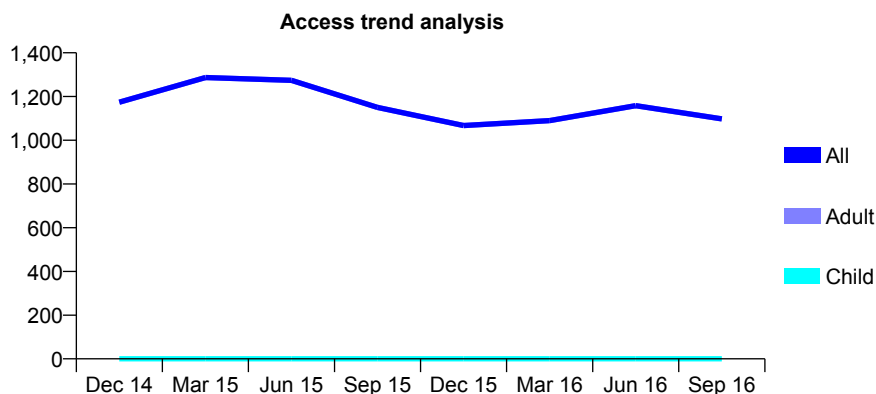
Q62 - Vital Signs At a Glance Contract Report for 102830/0001 - September 2016

Name or company name	Dr G Kataria
Contract type name	PDS Contract
Purpose of contract	General
Contract start date	01/04/2006
Contract end date	

16/17 Contracted general activity (UDA)	2,432
Carry forward general activity (UDA)	0
16/17 Contracted orthodontic activity (UOA)	0
Carry forward orthodontic activity (UOA)	0
Baseline contract value	£103,582.06

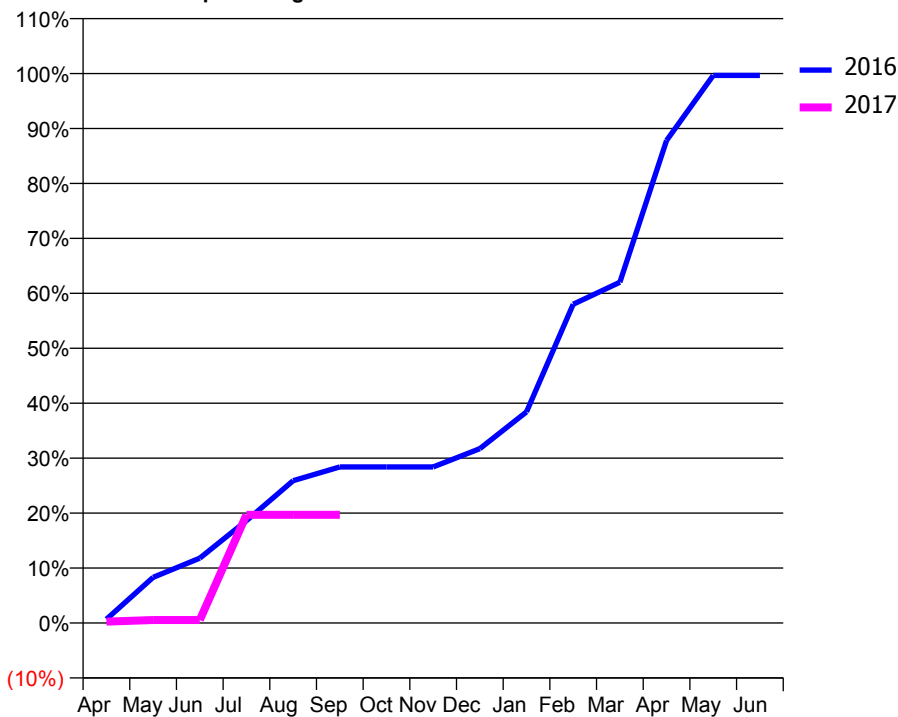
ACCESS*

Patients seen in 24 months	Total	Change since previous quarter
Quarter ending September 2015	1,150	
Quarter ending December 2015	1,067	↓
Quarter ending March 2016	1,090	↑
Quarter ending June 2016	1,158	↑
Quarter ending September 2016	1,098	↓
Variance since September 2015	(4.5%)	↓



ACTIVITY

Cumulative percentage of contracted UDA delivered 2016 & 2017



Month	Adjusted Scheduled Activity (UDA)	
	2016	2017
April	17	6
May	202	13
June	287	13
July	453	479
August	630	479
September	691	479
October	691	
November	691	
December	772	
January	934	
February	1,411	
March	1,508	
April	2,135	
May	2,423	
June	2,423	

QUALITY

	Quantity	Base Number	Contract	AT	Region	England
% of FP17s for the same patient ID Re-attending within 3 months - Children	0	0	N/A	9.9%	11.8%	12.4%
% of FP17s for the same patient ID Re-attending within 3 months - Adults	31	464	6.7%	16.0%	17.1%	16.7%
% of FP17s for the same patient ID Re-attending between 3 & 9 months - Children	0	0	N/A	45.4%	45.8%	57.4%
% of FP17s for the same patient ID Re-attending between 3 & 9 months - Adults	89	464	19.2%	37.0%	37.6%	50.5%
% of FP17s for Band 1 Urgent Courses	11	181	6.1%	11.0%	10.6%	9.1%
% of FP17s Relating to Free Repair or Replacements	0	181	0.0%	0.6%	0.6%	0.8%
% of FP17s Relating to Continuations	0	181	0.0%	0.7%	0.9%	1.3%
% of Patients satisfied with the dentistry they have received	0	0	N/A	90.9%	90.2%	93.2%
% of Patients satisfied with the time they had to wait for an appointment	0	0	N/A	83.8%	83.8%	89.0%

* This is based on patients treated on this contract for their most recent course of treatment. Figures in italics indicate the base number of FP17s or Patient Questionnaire responses are less than 100. N/A is shown where the base number of responses is less than 10 during the period. % is calculated as Quantity/Base number*100

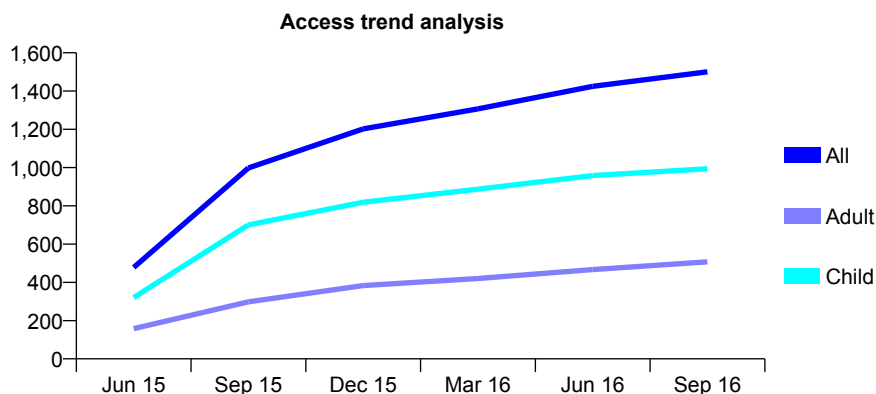
Q62 - Vital Signs At a Glance Contract Report for 106240/0001 - September 2016

Name or company name	Dr T Tikam & Dr S Ramchandani
Contract type name	GDS Contract
Purpose of contract	General
Contract start date	01/04/2015
Contract end date	

16/17 Contracted general activity (UDA)	3,739
Carry forward general activity (UDA)	-51
16/17 Contracted orthodontic activity (UOA)	0
Carry forward orthodontic activity (UOA)	0
Baseline contract value	£103,941.23

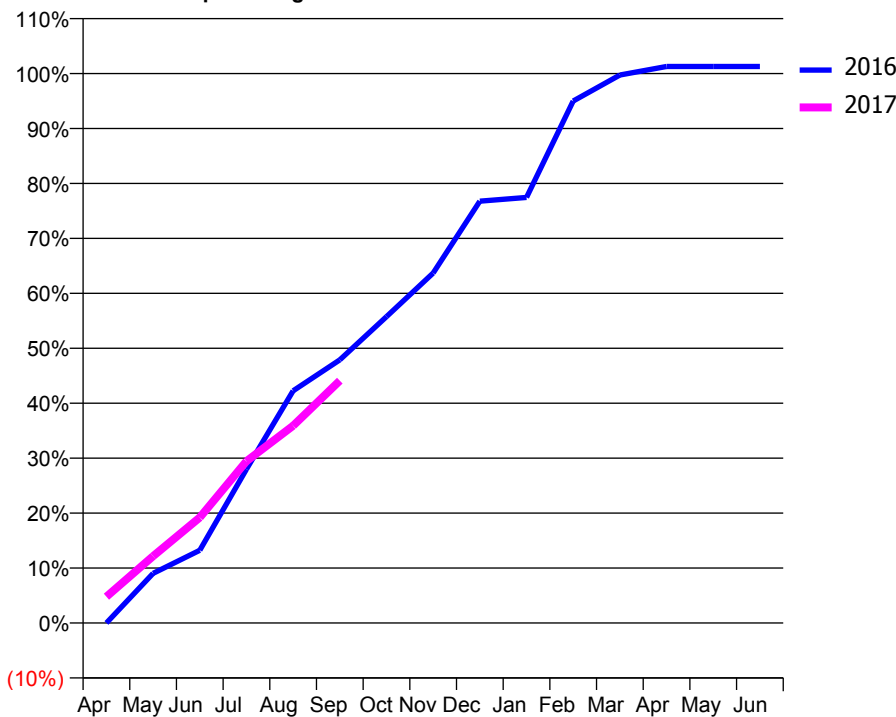
ACCESS*

Patients seen in 24 months	Total	Change since previous quarter
Quarter ending September 2015	998	
Quarter ending December 2015	1,202	↑
Quarter ending March 2016	1,307	↑
Quarter ending June 2016	1,425	↑
Quarter ending September 2016	1,501	↑
Variance since September 2015	50.4%	↑



ACTIVITY

Cumulative percentage of contracted UDA delivered 2016 & 2017



Adjusted Scheduled Activity (UDA)

Month	2016	2017
April	0	180
May	338	455
June	495	718
July	1,046	1,101
August	1,580	1,342
September	1,790	1,649
October	2,084	
November	2,381	
December	2,870	
January	2,895	
February	3,552	
March	3,729	
April	3,787	
May	3,787	
June	3,787	

QUALITY

	Quantity	Base Number	Contract	AT	Region	England
% of FP17s for the same patient ID Re-attending within 3 months - Children	32	746	4.3%	9.9%	11.8%	12.4%
% of FP17s for the same patient ID Re-attending within 3 months - Adults	30	300	10.0%	16.0%	17.1%	16.7%
% of FP17s for the same patient ID Re-attending between 3 & 9 months - Children	459	746	61.5%	45.4%	45.8%	57.4%
% of FP17s for the same patient ID Re-attending between 3 & 9 months - Adults	150	300	50.0%	37.0%	37.6%	50.5%
% of FP17s for Band 1 Urgent Courses	51	1,019	5.0%	11.0%	10.6%	9.1%
% of FP17s Relating to Free Repair or Replacements	8	1,019	0.8%	0.6%	0.6%	0.8%
% of FP17s Relating to Continuations	2	1,019	0.2%	0.7%	0.9%	1.3%
% of Patients satisfied with the dentistry they have received	0	0	N/A	90.9%	90.2%	93.2%
% of Patients satisfied with the time they had to wait for an appointment	0	0	N/A	83.8%	83.8%	89.0%

* This is based on patients treated on this contract for their most recent course of treatment. Figures in italics indicate the base number of FP17s or Patient Questionnaire responses are less than 100. N/A is shown where the base number of responses is less than 10 during the period. % is calculated as Quantity/Base number*100

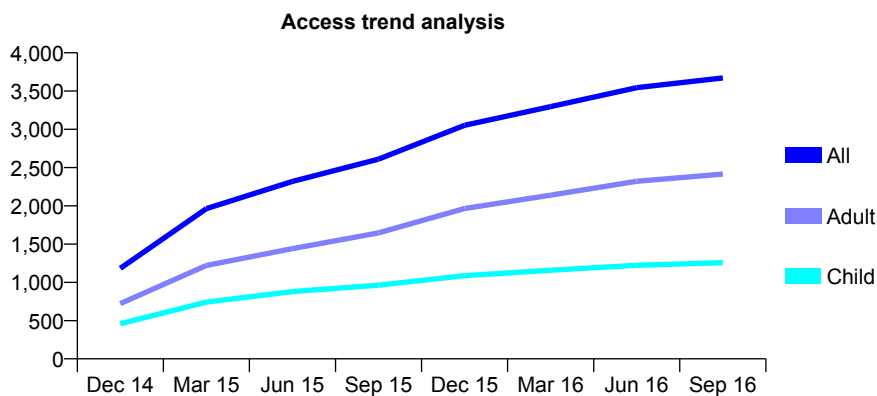
Q62 - Vital Signs At a Glance Contract Report for 107042/0001 - September 2016

Name or company name	Sudhir Thakerar & Partners
Contract type name	GDS Contract
Purpose of contract	General
Contract start date	01/08/2014
Contract end date	

16/17 Contracted general activity (UDA)	10,073
Carry forward general activity (UDA)	0
16/17 Contracted orthodontic activity (UOA)	0
Carry forward orthodontic activity (UOA)	0
Baseline contract value	£279,606.85

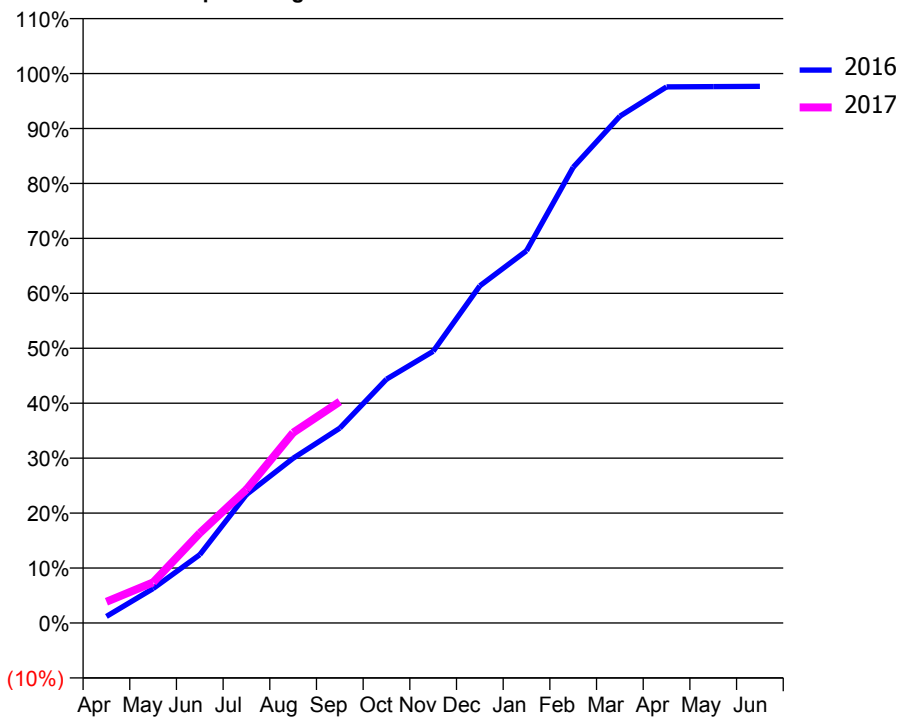
ACCESS*

Patients seen in 24 months	Total	Change since previous quarter
Quarter ending September 2015	2,610	
Quarter ending December 2015	3,052	↑
Quarter ending March 2016	3,297	↑
Quarter ending June 2016	3,544	↑
Quarter ending September 2016	3,671	↑
Variance since September 2015	40.7%	↑



ACTIVITY

Cumulative percentage of contracted UDA delivered 2016 & 2017



Month	Adjusted Scheduled Activity (UDA)	
	2016	2017
April	120	390
May	631	745
June	1,254	1,648
July	2,355	2,448
August	3,020	3,488
September	3,572	4,058
October	4,469	
November	4,982	
December	6,180	
January	6,825	
February	8,354	
March	9,289	
April	9,828	
May	9,834	
June	9,837	

QUALITY

	Quantity	Base Number	Contract	AT	Region	England
% of FP17s for the same patient ID Re-attending within 3 months - Children	85	809	10.5%	9.9%	11.8%	12.4%
% of FP17s for the same patient ID Re-attending within 3 months - Adults	294	1,507	19.5%	16.0%	17.1%	16.7%
% of FP17s for the same patient ID Re-attending between 3 & 9 months - Children	350	809	43.3%	45.4%	45.8%	57.4%
% of FP17s for the same patient ID Re-attending between 3 & 9 months - Adults	615	1,507	40.8%	37.0%	37.6%	50.5%
% of FP17s for Band 1 Urgent Courses	380	2,028	18.7%	11.0%	10.6%	9.1%
% of FP17s Relating to Free Repair or Replacements	6	2,028	0.3%	0.6%	0.6%	0.8%
% of FP17s Relating to Continuations	13	2,028	0.6%	0.7%	0.9%	1.3%
% of Patients satisfied with the dentistry they have received	5	5	N/A	90.9%	90.2%	93.2%
% of Patients satisfied with the time they had to wait for an appointment	4	5	N/A	83.8%	83.8%	89.0%

* This is based on patients treated on this contract for their most recent course of treatment. Figures in italics indicate the base number of FP17s or Patient Questionnaire responses are less than 100. N/A is shown where the base number of responses is less than 10 during the period. % is calculated as Quantity/Base number*100

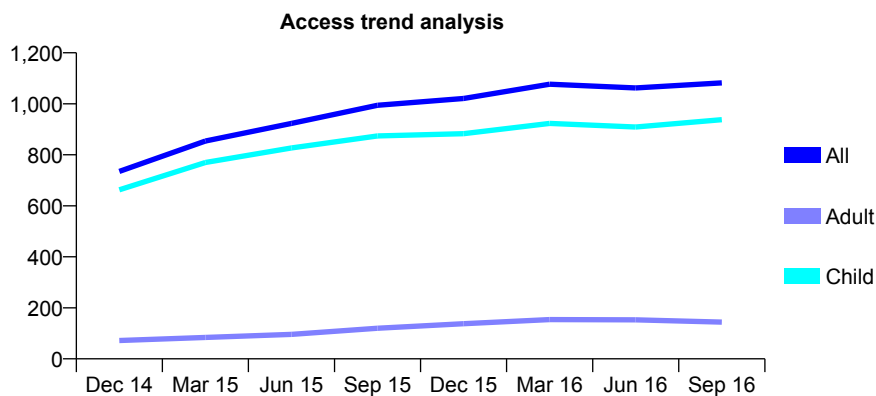
Q62 - Vital Signs At a Glance Contract Report for 107565/0001 - September 2016

Name or company name	Mrs UP Patel & Mrs N Patel
Contract type name	GDS Contract
Purpose of contract	General
Contract start date	01/04/2014
Contract end date	

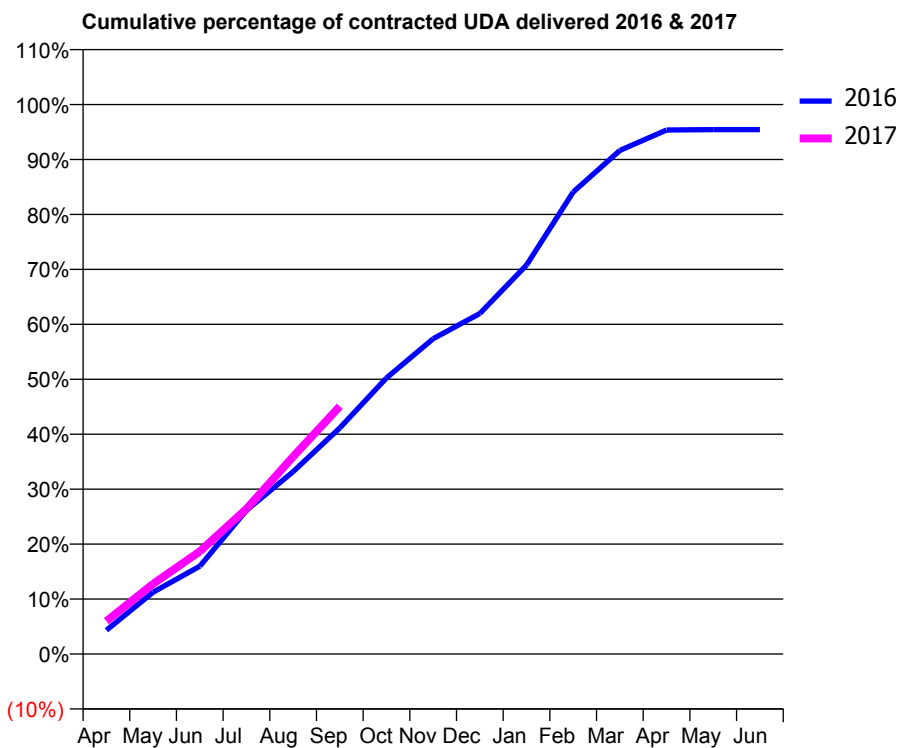
16/17 Contracted general activity (UDA)	2,597
Carry forward general activity (UDA)	0
16/17 Contracted orthodontic activity (UOA)	0
Carry forward orthodontic activity (UOA)	0
Baseline contract value	£60,054.11

ACCESS*

Patients seen in 24 months	Total	Change since previous quarter
Quarter ending September 2015	994	
Quarter ending December 2015	1,021	↑
Quarter ending March 2016	1,077	↑
Quarter ending June 2016	1,062	↓
Quarter ending September 2016	1,082	→
Variance since September 2015	8.9%	↑



ACTIVITY



Month	Adjusted Scheduled Activity (UDA)	
	2016	2017
April	112	156
May	292	332
June	415	485
July	679	686
August	862	933
September	1,069	1,170
October	1,305	
November	1,490	
December	1,609	
January	1,838	
February	2,183	
March	2,380	
April	2,476	
May	2,478	
June	2,478	

QUALITY

	Quantity	Base Number	Contract	AT	Region	England
% of FP17s for the same patient ID Re-attending within 3 months - Children	104	843	12.3%	9.9%	11.8%	12.4%
% of FP17s for the same patient ID Re-attending within 3 months - Adults	7	43	16.3%	16.0%	17.1%	16.7%
% of FP17s for the same patient ID Re-attending between 3 & 9 months - Children	529	843	62.8%	45.4%	45.8%	57.4%
% of FP17s for the same patient ID Re-attending between 3 & 9 months - Adults	24	43	55.8%	37.0%	37.6%	50.5%
% of FP17s for Band 1 Urgent Courses	12	828	1.4%	11.0%	10.6%	9.1%
% of FP17s Relating to Free Repair or Replacements	0	828	0.0%	0.6%	0.6%	0.8%
% of FP17s Relating to Continuations	0	828	0.0%	0.7%	0.9%	1.3%
% of Patients satisfied with the dentistry they have received	1	1	N/A	90.9%	90.2%	93.2%
% of Patients satisfied with the time they had to wait for an appointment	1	1	N/A	83.8%	83.8%	89.0%

* This is based on patients treated on this contract for their most recent course of treatment. Figures in italics indicate the base number of FP17s or Patient Questionnaire responses are less than 100. N/A is shown where the base number of responses is less than 10 during the period. % is calculated as Quantity/Base number*100

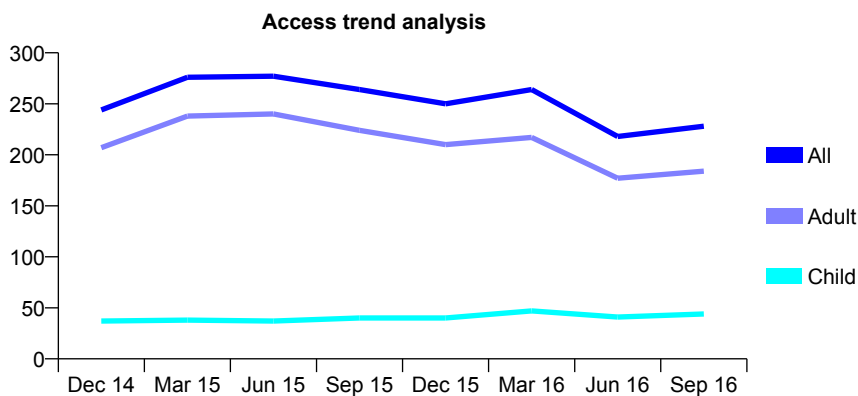
Q62 - Vital Signs At a Glance Contract Report for 108340/0001 - September 2016

Name or company name	Padayachee and Associates
Contract type name	GDS Contract
Purpose of contract	General
Contract start date	01/04/2011
Contract end date	

16/17 Contracted general activity (UDA)	655
Carry forward general activity (UDA)	15
16/17 Contracted orthodontic activity (UOA)	0
Carry forward orthodontic activity (UOA)	0
Baseline contract value	£15,326.51

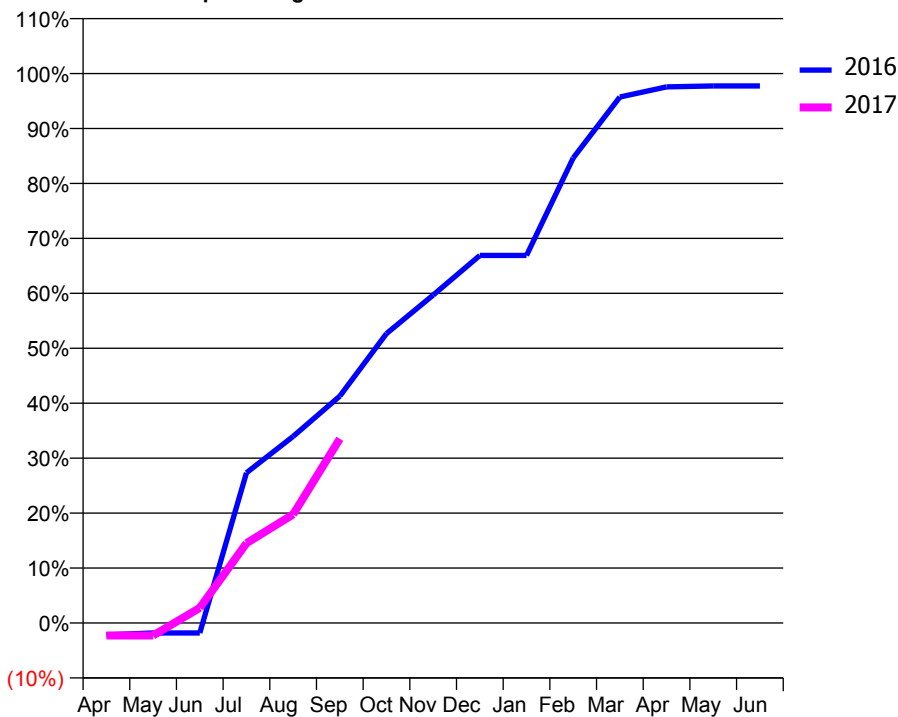
ACCESS*

Patients seen in 24 months	Total	Change since previous quarter
Quarter ending September 2015	264	
Quarter ending December 2015	250	↓
Quarter ending March 2016	264	↑
Quarter ending June 2016	218	↓
Quarter ending September 2016	228	↑
Variance since September 2015	(13.6%)	↓



ACTIVITY

Cumulative percentage of contracted UDA delivered 2016 & 2017



Adjusted Scheduled Activity (UDA)

Month	2016	2017
April	-14	-15
May	-12	-15
June	-12	18
July	179	95
August	222	129
September	270	220
October	345	
November	391	
December	438	
January	438	
February	554	
March	627	
April	639	
May	640	
June	640	

QUALITY

	Quantity	Base Number	Contract	AT	Region	England
% of FP17s for the same patient ID Re-attending within 3 months - Children	0	14	0.0%	9.9%	11.8%	12.4%
% of FP17s for the same patient ID Re-attending within 3 months - Adults	1	94	1.1%	16.0%	17.1%	16.7%
% of FP17s for the same patient ID Re-attending between 3 & 9 months - Children	0	14	0.0%	45.4%	45.8%	57.4%
% of FP17s for the same patient ID Re-attending between 3 & 9 months - Adults	8	94	8.5%	37.0%	37.6%	50.5%
% of FP17s for Band 1 Urgent Courses	18	106	17.0%	11.0%	10.6%	9.1%
% of FP17s Relating to Free Repair or Replacements	0	106	0.0%	0.6%	0.6%	0.8%
% of FP17s Relating to Continuations	0	106	0.0%	0.7%	0.9%	1.3%
% of Patients satisfied with the dentistry they have received	0	0	N/A	90.9%	90.2%	93.2%
% of Patients satisfied with the time they had to wait for an appointment	0	0	N/A	83.8%	83.8%	89.0%

* This is based on patients treated on this contract for their most recent course of treatment. Figures in italics indicate the base number of FP17s or Patient Questionnaire responses are less than 100. N/A is shown where the base number of responses is less than 10 during the period. % is calculated as Quantity/Base number*100

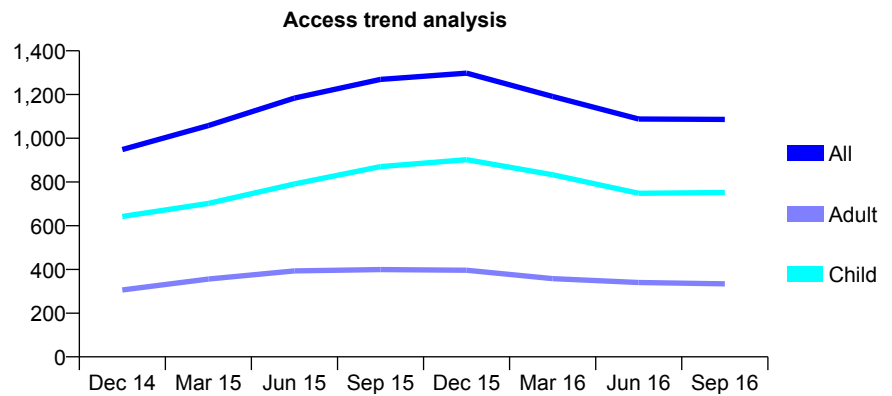
Q62 - Vital Signs At a Glance Contract Report for 108553/0001 - September 2016

Name or company name	MR MJ HUGHES & MISS K HUGHES
Contract type name	GDS Contract
Purpose of contract	General
Contract start date	01/09/2013
Contract end date	

16/17 Contracted general activity (UDA)	2,507
Carry forward general activity (UDA)	52
16/17 Contracted orthodontic activity (UOA)	0
Carry forward orthodontic activity (UOA)	0
Baseline contract value	£65,326.45

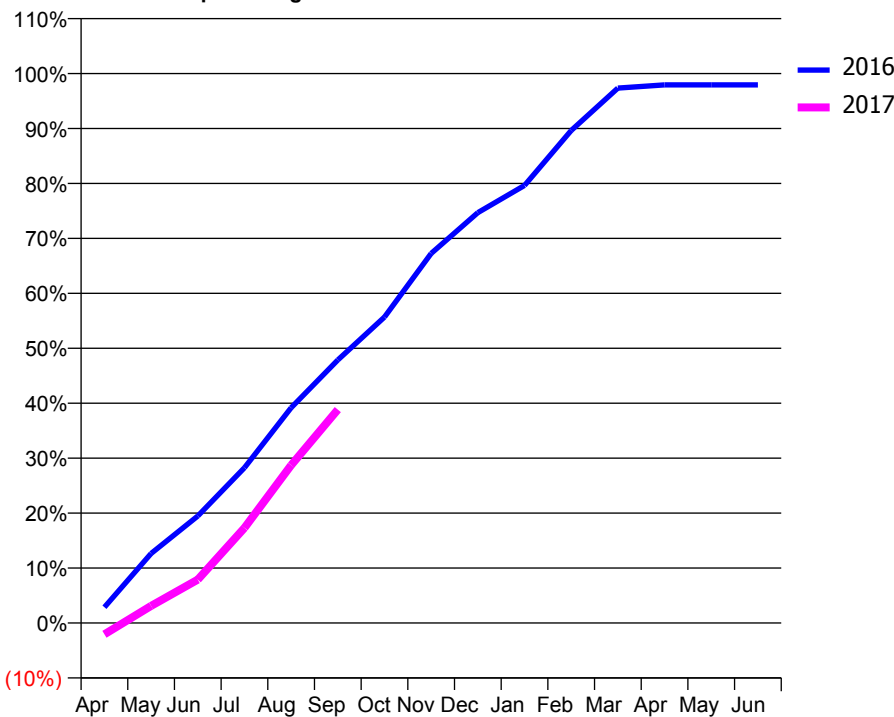
ACCESS*

Patients seen in 24 months	Total	Change since previous quarter
Quarter ending September 2015	1,269	
Quarter ending December 2015	1,298	↑
Quarter ending March 2016	1,191	↓
Quarter ending June 2016	1,088	↓
Quarter ending September 2016	1,086	→
Variance since September 2015	(14.4%)	↓



ACTIVITY

Cumulative percentage of contracted UDA delivered 2016 & 2017



Month	Adjusted Scheduled Activity (UDA)	
	2016	2017
April	72	-52
May	317	78
June	488	198
July	709	434
August	982	720
September	1,200	973
October	1,396	
November	1,686	
December	1,872	
January	1,996	
February	2,247	
March	2,440	
April	2,455	
May	2,455	
June	2,455	

QUALITY

	Quantity	Base Number	Contract	AT	Region	England
% of FP17s for the same patient ID Re-attending within 3 months - Children	13	523	2.5%	9.9%	11.8%	12.4%
% of FP17s for the same patient ID Re-attending within 3 months - Adults	7	144	4.9%	16.0%	17.1%	16.7%
% of FP17s for the same patient ID Re-attending between 3 & 9 months - Children	244	523	46.7%	45.4%	45.8%	57.4%
% of FP17s for the same patient ID Re-attending between 3 & 9 months - Adults	43	144	29.9%	37.0%	37.6%	50.5%
% of FP17s for Band 1 Urgent Courses	2	658	0.3%	11.0%	10.6%	9.1%
% of FP17s Relating to Free Repair or Replacements	2	658	0.3%	0.6%	0.6%	0.8%
% of FP17s Relating to Continuations	0	658	0.0%	0.7%	0.9%	1.3%
% of Patients satisfied with the dentistry they have received	1	1	N/A	90.9%	90.2%	93.2%
% of Patients satisfied with the time they had to wait for an appointment	0	1	N/A	83.8%	83.8%	89.0%

* This is based on patients treated on this contract for their most recent course of treatment. Figures in italics indicate the base number of FP17s or Patient Questionnaire responses are less than 100. N/A is shown where the base number of responses is less than 10 during the period. % is calculated as Quantity/Base number*100

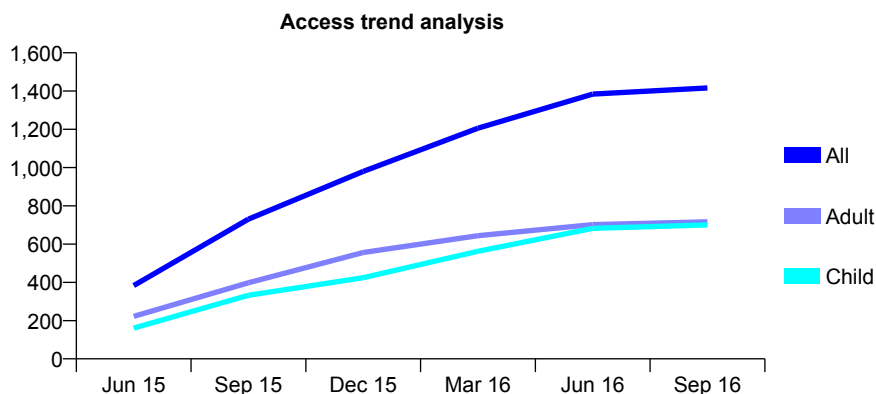
Q62 - Vital Signs At a Glance Contract Report for 108553/0003 - September 2016

Name or company name	MR MJ HUGHES & MISS K HUGHES
Contract type name	GDS Contract
Purpose of contract	General
Contract start date	01/04/2015
Contract end date	

16/17 Contracted general activity (UDA)	4,500
Carry forward general activity (UDA)	378
16/17 Contracted orthodontic activity (UOA)	0
Carry forward orthodontic activity (UOA)	0
Baseline contract value	£110,012.64

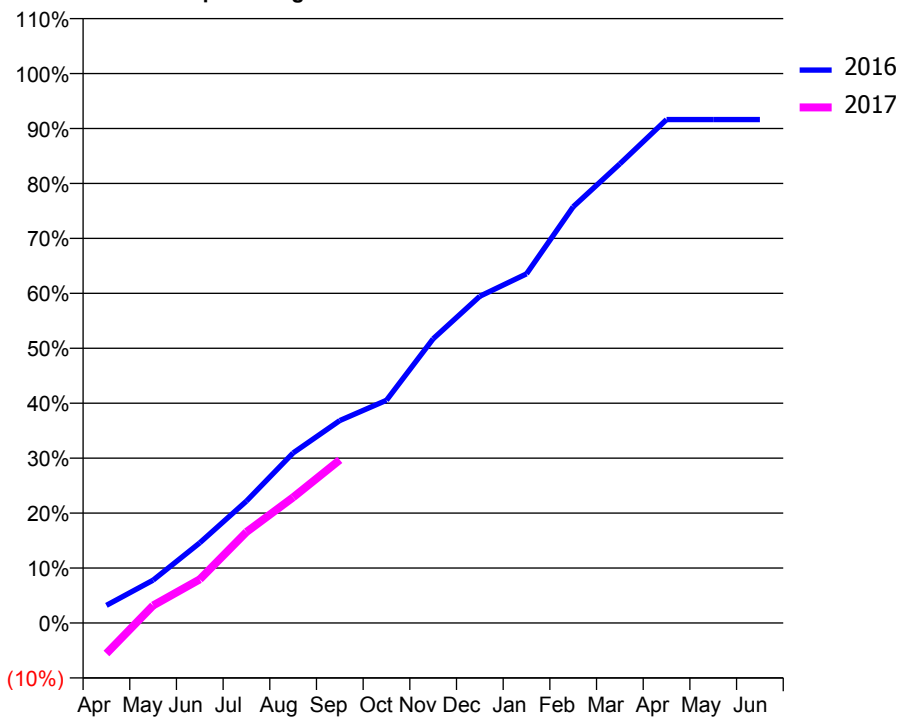
ACCESS*

Patients seen in 24 months	Total	Change since previous quarter
Quarter ending September 2015	730	
Quarter ending December 2015	980	↑
Quarter ending March 2016	1,206	↑
Quarter ending June 2016	1,384	↑
Quarter ending September 2016	1,416	↑
Variance since September 2015	94.0%	↑



ACTIVITY

Cumulative percentage of contracted UDA delivered 2016 & 2017



Adjusted Scheduled Activity (UDA)

Month	2016	2017
April	144	-251
May	351	143
June	657	358
July	999	745
August	1,393	1,030
September	1,658	1,337
October	1,824	
November	2,327	
December	2,676	
January	2,859	
February	3,408	
March	3,761	
April	4,122	
May	4,122	
June	4,122	

QUALITY

	Quantity	Base Number	Contract	AT	Region	England
% of FP17s for the same patient ID Re-attending within 3 months - Children	43	645	6.7%	9.9%	11.8%	12.4%
% of FP17s for the same patient ID Re-attending within 3 months - Adults	58	518	11.2%	16.0%	17.1%	16.7%
% of FP17s for the same patient ID Re-attending between 3 & 9 months - Children	228	645	35.3%	45.4%	45.8%	57.4%
% of FP17s for the same patient ID Re-attending between 3 & 9 months - Adults	263	518	50.8%	37.0%	37.6%	50.5%
% of FP17s for Band 1 Urgent Courses	63	986	6.4%	11.0%	10.6%	9.1%
% of FP17s Relating to Free Repair or Replacements	1	986	0.1%	0.6%	0.6%	0.8%
% of FP17s Relating to Continuations	2	986	0.2%	0.7%	0.9%	1.3%
% of Patients satisfied with the dentistry they have received	4	4	N/A	90.9%	90.2%	93.2%
% of Patients satisfied with the time they had to wait for an appointment	4	4	N/A	83.8%	83.8%	89.0%

* This is based on patients treated on this contract for their most recent course of treatment. Figures in italics indicate the base number of FP17s or Patient Questionnaire responses are less than 100. N/A is shown where the base number of responses is less than 10 during the period. % is calculated as Quantity/Base number*100

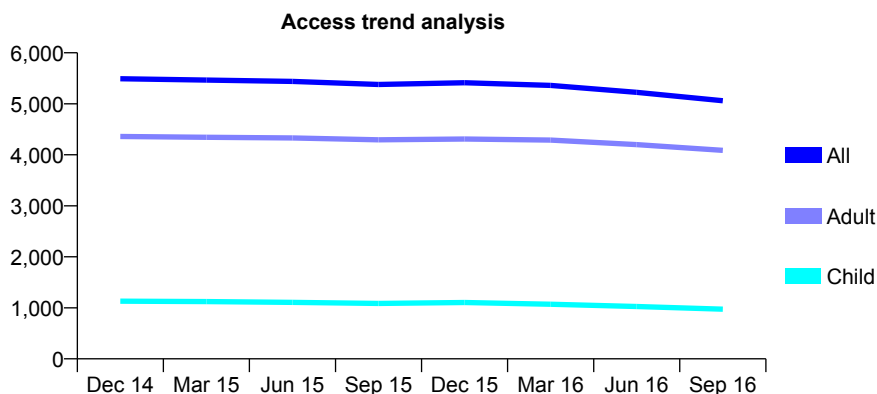
Q62 - Vital Signs At a Glance Contract Report for 109339/0001 - September 2016

Name or company name	M.A.Shepherd, C.Ruparelia & J.Ruparelia
Contract type name	GDS Contract
Purpose of contract	General
Contract start date	01/02/2010
Contract end date	

16/17 Contracted general activity (UDA)	15,936
Carry forward general activity (UDA)	0
16/17 Contracted orthodontic activity (UOA)	0
Carry forward orthodontic activity (UOA)	0
Baseline contract value	£390,304.58

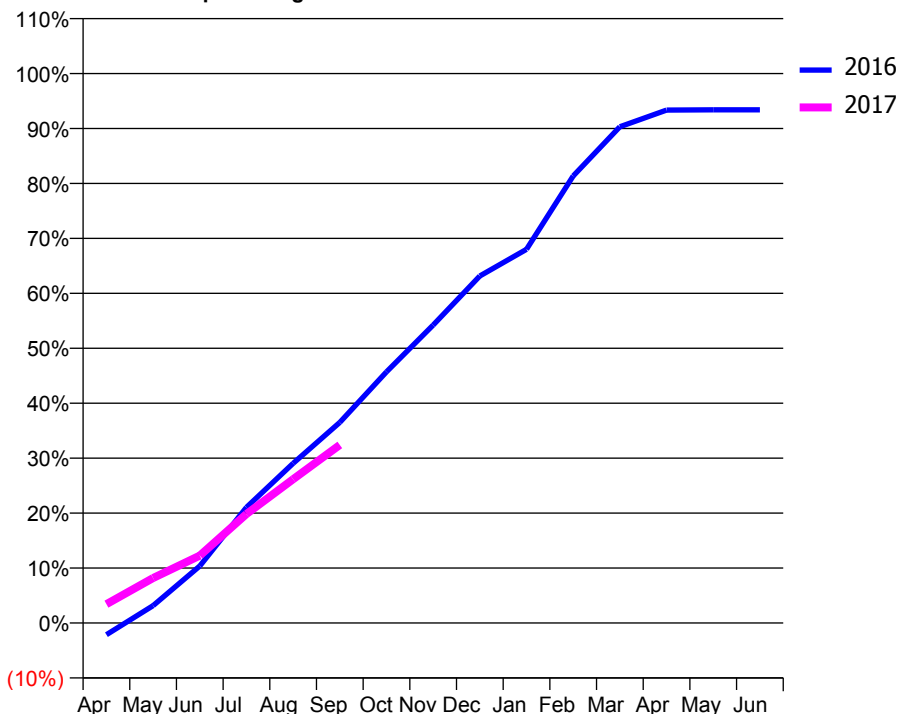
ACCESS*

Patients seen in 24 months	Total	Change since previous quarter
Quarter ending September 2015	5,380	
Quarter ending December 2015	5,414	→
Quarter ending March 2016	5,361	→
Quarter ending June 2016	5,226	↓
Quarter ending September 2016	5,061	↓
Variance since September 2015	(5.9%)	↓



ACTIVITY

Cumulative percentage of contracted UDA delivered 2016 & 2017



Month	Adjusted Scheduled Activity (UDA)	
	2016	2017
April	-344	546
May	503	1,307
June	1,652	1,954
July	3,356	3,163
August	4,633	4,172
September	5,817	5,164
October	7,284	
November	8,642	
December	10,065	
January	10,838	
February	12,966	
March	14,392	
April	14,877	
May	14,882	
June	14,882	

QUALITY

	Quantity	Base Number	Contract	AT	Region	England
% of FP17s for the same patient ID Re-attending within 3 months - Children	35	608	5.8%	9.9%	11.8%	12.4%
% of FP17s for the same patient ID Re-attending within 3 months - Adults	375	2,235	16.8%	16.0%	17.1%	16.7%
% of FP17s for the same patient ID Re-attending between 3 & 9 months - Children	289	608	47.5%	45.4%	45.8%	57.4%
% of FP17s for the same patient ID Re-attending between 3 & 9 months - Adults	893	2,235	40.0%	37.0%	37.6%	50.5%
% of FP17s for Band 1 Urgent Courses	547	2,622	20.9%	11.0%	10.6%	9.1%
% of FP17s Relating to Free Repair or Replacements	34	2,622	1.3%	0.6%	0.6%	0.8%
% of FP17s Relating to Continuations	11	2,622	0.4%	0.7%	0.9%	1.3%
% of Patients satisfied with the dentistry they have received	6	6	N/A	90.9%	90.2%	93.2%
% of Patients satisfied with the time they had to wait for an appointment	5	6	N/A	83.8%	83.8%	89.0%

* This is based on patients treated on this contract for their most recent course of treatment. Figures in italics indicate the base number of FP17s or Patient Questionnaire responses are less than 100. N/A is shown where the base number of responses is less than 10 during the period. % is calculated as Quantity/Base number*100

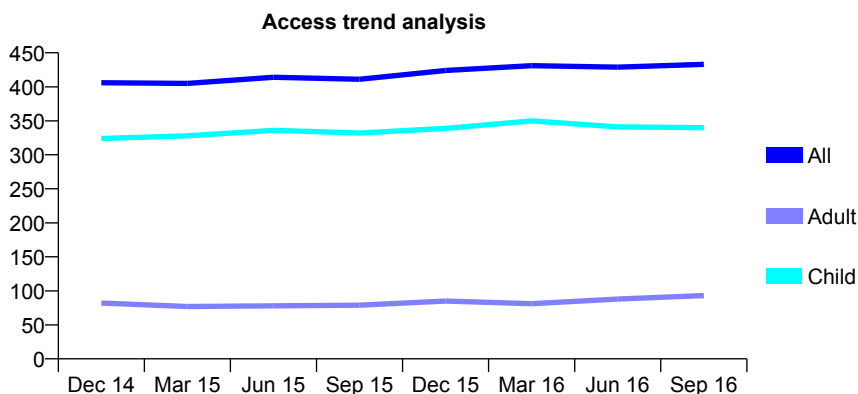
Q62 - Vital Signs At a Glance Contract Report for 110531/0001 - September 2016

Name or company name	STERLING DENTAL SURGERIES LTD
Contract type name	GDS Contract
Purpose of contract	General
Contract start date	01/04/2006
Contract end date	

16/17 Contracted general activity (UDA)	1,165
Carry forward general activity (UDA)	-23
16/17 Contracted orthodontic activity (UOA)	0
Carry forward orthodontic activity (UOA)	0
Baseline contract value	£26,437.61

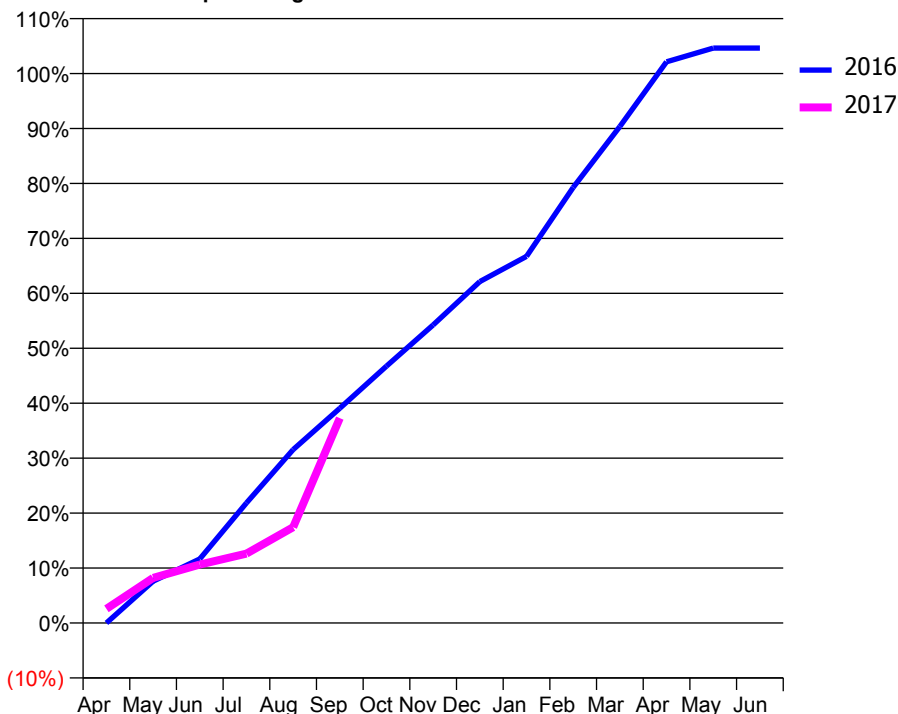
ACCESS*

Patients seen in 24 months	Total	Change since previous quarter
Quarter ending September 2015	411	
Quarter ending December 2015	424	↑
Quarter ending March 2016	431	→
Quarter ending June 2016	429	→
Quarter ending September 2016	433	→
Variance since September 2015	5.4%	↑



ACTIVITY

Cumulative percentage of contracted UDA delivered 2016 & 2017



Month	Adjusted Scheduled Activity (UDA)	
	2016	2017
April	0	30
May	89	96
June	136	124
July	255	147
August	368	203
September	455	434
October	545	
November	632	
December	724	
January	777	
February	923	
March	1,053	
April	1,190	
May	1,219	
June	1,219	

QUALITY

	Quantity	Base Number	Contract	AT	Region	England
% of FP17s for the same patient ID Re-attending within 3 months - Children	14	246	5.7%	9.9%	11.8%	12.4%
% of FP17s for the same patient ID Re-attending within 3 months - Adults	5	34	14.7%	16.0%	17.1%	16.7%
% of FP17s for the same patient ID Re-attending between 3 & 9 months - Children	157	246	63.8%	45.4%	45.8%	57.4%
% of FP17s for the same patient ID Re-attending between 3 & 9 months - Adults	9	34	26.5%	37.0%	37.6%	50.5%
% of FP17s for Band 1 Urgent Courses	7	222	3.2%	11.0%	10.6%	9.1%
% of FP17s Relating to Free Repair or Replacements	1	222	0.5%	0.6%	0.6%	0.8%
% of FP17s Relating to Continuations	0	222	0.0%	0.7%	0.9%	1.3%
% of Patients satisfied with the dentistry they have received	1	1	N/A	90.9%	90.2%	93.2%
% of Patients satisfied with the time they had to wait for an appointment	1	1	N/A	83.8%	83.8%	89.0%

* This is based on patients treated on this contract for their most recent course of treatment. Figures in italics indicate the base number of FP17s or Patient Questionnaire responses are less than 100. N/A is shown where the base number of responses is less than 10 during the period. % is calculated as Quantity/Base number*100

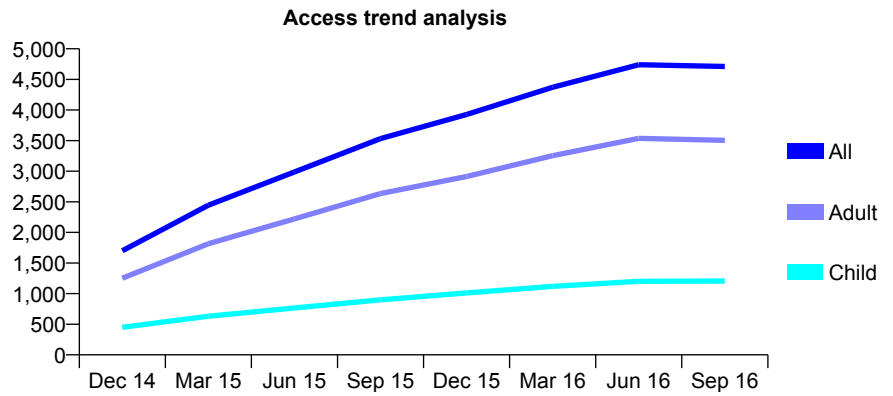
Q62 - Vital Signs At a Glance Contract Report for 110922/0001 - September 2016

Name or company name	Mr M. H. Bhatt & Mr D. G. Jani
Contract type name	GDS Contract
Purpose of contract	General
Contract start date	01/07/2014
Contract end date	

16/17 Contracted general activity (UDA)	13,288
Carry forward general activity (UDA)	0
16/17 Contracted orthodontic activity (UOA)	0
Carry forward orthodontic activity (UOA)	0
Baseline contract value	£365,597.00

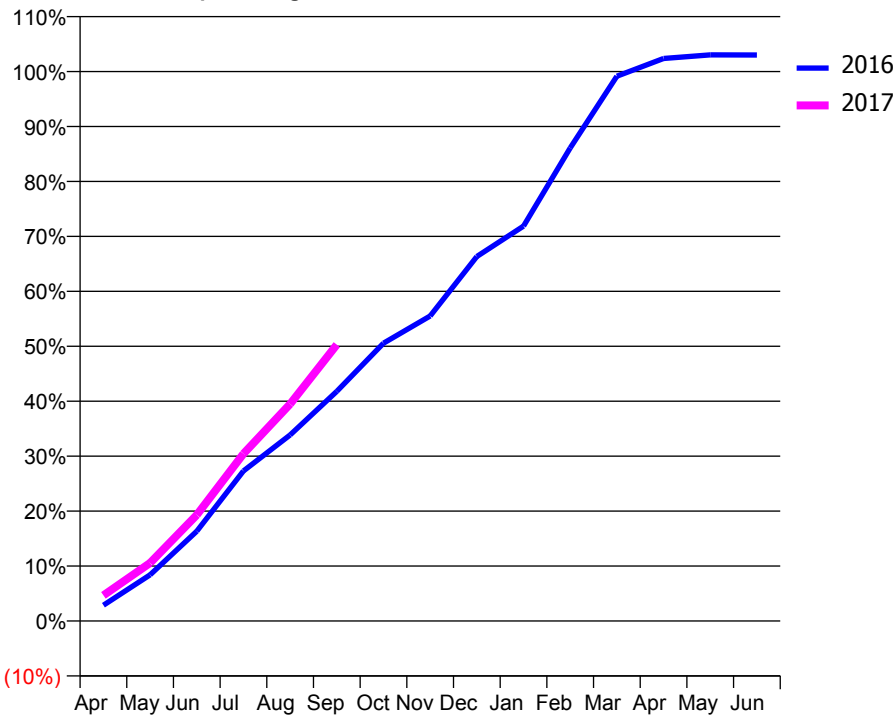
ACCESS*

Patients seen in 24 months	Total	Change since previous quarter
Quarter ending September 2015	3,533	
Quarter ending December 2015	3,926	↑
Quarter ending March 2016	4,372	↑
Quarter ending June 2016	4,739	↑
Quarter ending September 2016	4,711	→
Variance since September 2015	33.3%	↑



ACTIVITY

Cumulative percentage of contracted UDA delivered 2016 & 2017



Month	Adjusted Scheduled Activity (UDA)	
	2016	2017
April	382	621
May	1,118	1,406
June	2,171	2,566
July	3,628	4,046
August	4,501	5,247
September	5,555	6,682
October	6,718	
November	7,377	
December	8,815	
January	9,548	
February	11,439	
March	13,174	
April	13,603	
May	13,689	
June	13,687	

QUALITY

	Quantity	Base Number	Contract	AT	Region	England
% of FP17s for the same patient ID Re-attending within 3 months - Children	62	641	9.7%	9.9%	11.8%	12.4%
% of FP17s for the same patient ID Re-attending within 3 months - Adults	314	1,702	18.4%	16.0%	17.1%	16.7%
% of FP17s for the same patient ID Re-attending between 3 & 9 months - Children	201	641	31.4%	45.4%	45.8%	57.4%
% of FP17s for the same patient ID Re-attending between 3 & 9 months - Adults	406	1,702	23.9%	37.0%	37.6%	50.5%
% of FP17s for Band 1 Urgent Courses	243	1,975	12.3%	11.0%	10.6%	9.1%
% of FP17s Relating to Free Repair or Replacements	15	1,975	0.8%	0.6%	0.6%	0.8%
% of FP17s Relating to Continuations	27	1,975	1.4%	0.7%	0.9%	1.3%
% of Patients satisfied with the dentistry they have received	2	3	N/A	90.9%	90.2%	93.2%
% of Patients satisfied with the time they had to wait for an appointment	3	3	N/A	83.8%	83.8%	89.0%

* This is based on patients treated on this contract for their most recent course of treatment. Figures in italics indicate the base number of FP17s or Patient Questionnaire responses are less than 100. N/A is shown where the base number of responses is less than 10 during the period. % is calculated as Quantity/Base number*100

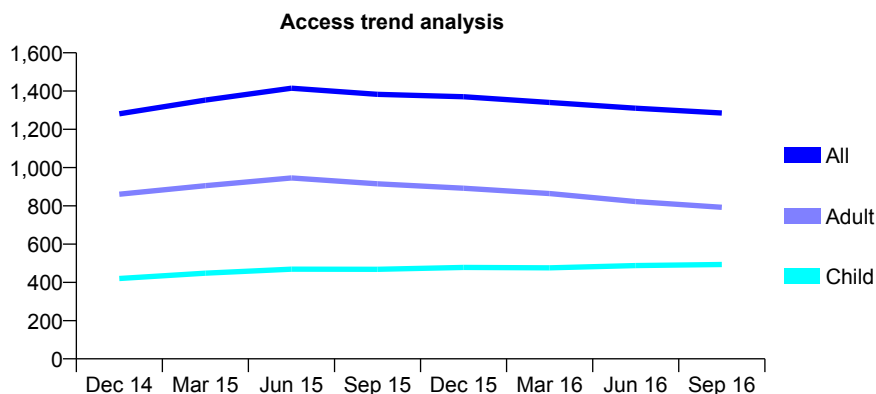
Q62 - Vital Signs At a Glance Contract Report for 112143/0001 - September 2016

Name or company name	Mr. G. Sumar & Mr. I. Gulamhusein
Contract type name	GDS Contract
Purpose of contract	General
Contract start date	01/07/2013
Contract end date	

16/17 Contracted general activity (UDA)	4,565
Carry forward general activity (UDA)	17
16/17 Contracted orthodontic activity (UOA)	0
Carry forward orthodontic activity (UOA)	0
Baseline contract value	£126,854.38

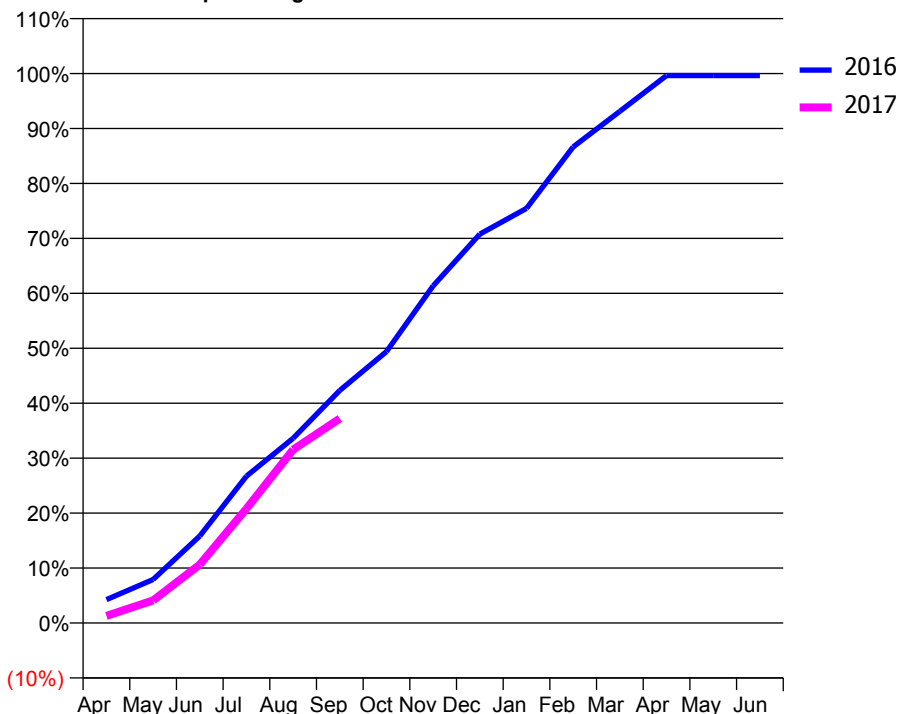
ACCESS*

Patients seen in 24 months	Total	Change since previous quarter
Quarter ending September 2015	1,383	
Quarter ending December 2015	1,370	→
Quarter ending March 2016	1,340	↓
Quarter ending June 2016	1,310	↓
Quarter ending September 2016	1,285	↓
Variance since September 2015	(7.1%)	↓



ACTIVITY

Cumulative percentage of contracted UDA delivered 2016 & 2017



Month	Adjusted Scheduled Activity (UDA)	
	2016	2017
April	194	60
May	362	187
June	723	486
July	1,220	950
August	1,534	1,441
September	1,932	1,698
October	2,255	
November	2,801	
December	3,231	
January	3,445	
February	3,956	
March	4,251	
April	4,548	
May	4,548	
June	4,548	

QUALITY

	Quantity	Base Number	Contract	AT	Region	England
% of FP17s for the same patient ID Re-attending within 3 months - Children	28	414	6.8%	9.9%	11.8%	12.4%
% of FP17s for the same patient ID Re-attending within 3 months - Adults	67	478	14.0%	16.0%	17.1%	16.7%
% of FP17s for the same patient ID Re-attending between 3 & 9 months - Children	280	414	67.6%	45.4%	45.8%	57.4%
% of FP17s for the same patient ID Re-attending between 3 & 9 months - Adults	277	478	57.9%	37.0%	37.6%	50.5%
% of FP17s for Band 1 Urgent Courses	42	694	6.1%	11.0%	10.6%	9.1%
% of FP17s Relating to Free Repair or Replacements	3	694	0.4%	0.6%	0.6%	0.8%
% of FP17s Relating to Continuations	0	694	0.0%	0.7%	0.9%	1.3%
% of Patients satisfied with the dentistry they have received	0	0	N/A	90.9%	90.2%	93.2%
% of Patients satisfied with the time they had to wait for an appointment	0	0	N/A	83.8%	83.8%	89.0%

* This is based on patients treated on this contract for their most recent course of treatment. Figures in italics indicate the base number of FP17s or Patient Questionnaire responses are less than 100. N/A is shown where the base number of responses is less than 10 during the period. % is calculated as Quantity/Base number*100

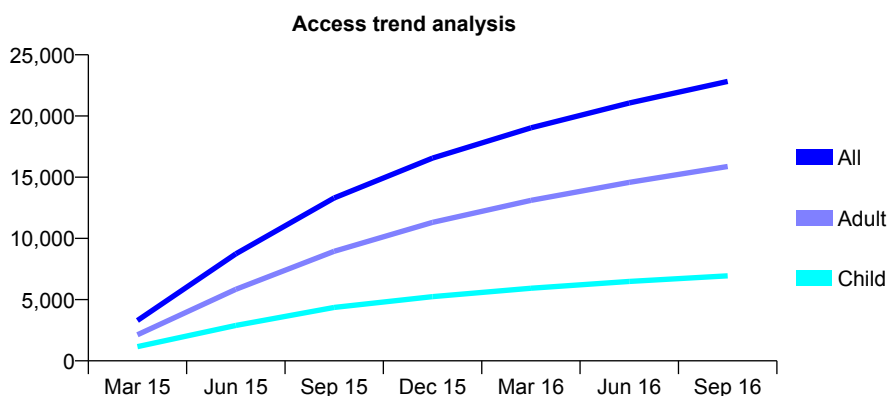
Q62 - Vital Signs At a Glance Contract Report for 112208/0001 - September 2016

Name or company name	Amarjit Singh Khambay and Gurdip Kaur
Contract type name	GDS Contract
Purpose of contract	General
Contract start date	01/02/2015
Contract end date	

16/17 Contracted general activity (UDA)	64,941
Carry forward general activity (UDA)	0
16/17 Contracted orthodontic activity (UOA)	0
Carry forward orthodontic activity (UOA)	0
Baseline contract value	£1,803,410.80

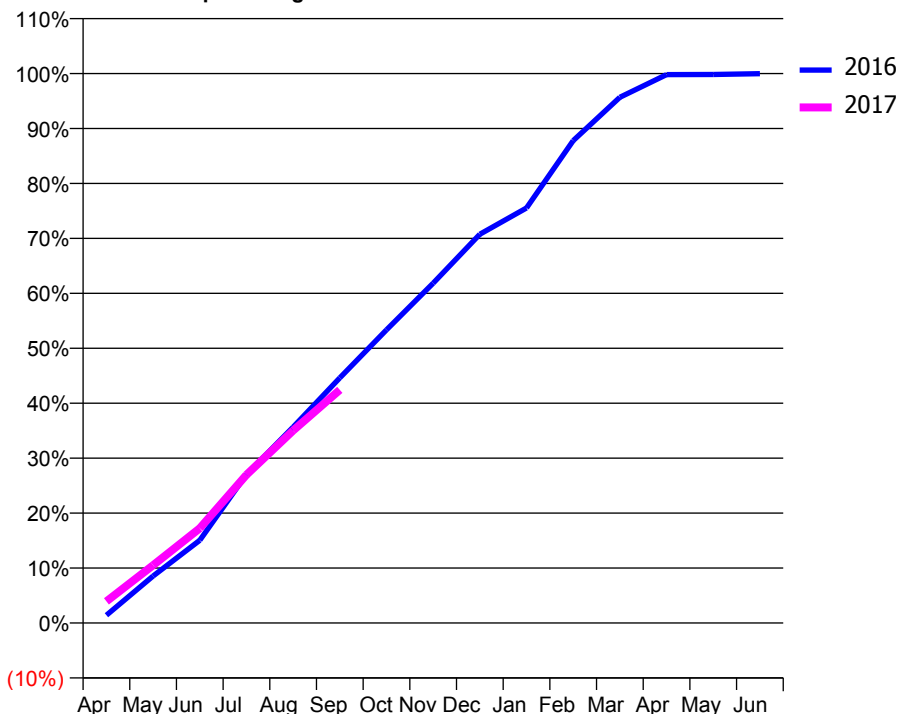
ACCESS*

Patients seen in 24 months	Total	Change since previous quarter
Quarter ending September 2015	13,308	
Quarter ending December 2015	16,562	↑
Quarter ending March 2016	19,035	↑
Quarter ending June 2016	21,067	↑
Quarter ending September 2016	22,822	↑
Variance since September 2015	71.5%	↑



ACTIVITY

Cumulative percentage of contracted UDA delivered 2016 & 2017



Month	Adjusted Scheduled Activity (UDA)	
	2016	2017
April	919	2,555
May	5,548	6,838
June	9,775	11,198
July	17,565	17,524
August	23,165	22,749
September	28,971	27,554
October	34,646	
November	40,159	
December	45,953	
January	49,047	
February	57,009	
March	62,136	
April	64,816	
May	64,831	
June	64,913	

QUALITY

	Quantity	Base Number	Contract	AT	Region	England
% of FP17s for the same patient ID Re-attending within 3 months - Children	250	4,362	5.7%	9.9%	11.8%	12.4%
% of FP17s for the same patient ID Re-attending within 3 months - Adults	931	8,497	11.0%	16.0%	17.1%	16.7%
% of FP17s for the same patient ID Re-attending between 3 & 9 months - Children	1,464	4,362	33.6%	45.4%	45.8%	57.4%
% of FP17s for the same patient ID Re-attending between 3 & 9 months - Adults	2,174	8,497	25.6%	37.0%	37.6%	50.5%
% of FP17s for Band 1 Urgent Courses	2,222	11,663	19.1%	11.0%	10.6%	9.1%
% of FP17s Relating to Free Repair or Replacements	31	11,663	0.3%	0.6%	0.6%	0.8%
% of FP17s Relating to Continuations	86	11,663	0.7%	0.7%	0.9%	1.3%
% of Patients satisfied with the dentistry they have received	8	8	N/A	90.9%	90.2%	93.2%
% of Patients satisfied with the time they had to wait for an appointment	5	8	N/A	83.8%	83.8%	89.0%

* This is based on patients treated on this contract for their most recent course of treatment. Figures in italics indicate the base number of FP17s or Patient Questionnaire responses are less than 100. N/A is shown where the base number of responses is less than 10 during the period. % is calculated as Quantity/Base number*100

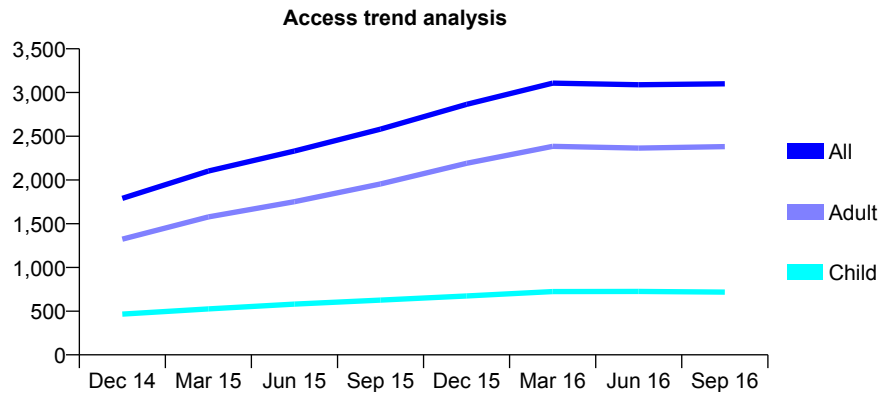
Q62 - Vital Signs At a Glance Contract Report for 113719/0001 - September 2016

Name or company name	Dr P Patel & Dr A Thethy
Contract type name	GDS Contract
Purpose of contract	General
Contract start date	01/04/2014
Contract end date	

16/17 Contracted general activity (UDA)	10,050
Carry forward general activity (UDA)	0
16/17 Contracted orthodontic activity (UOA)	0
Carry forward orthodontic activity (UOA)	0
Baseline contract value	£304,613.90

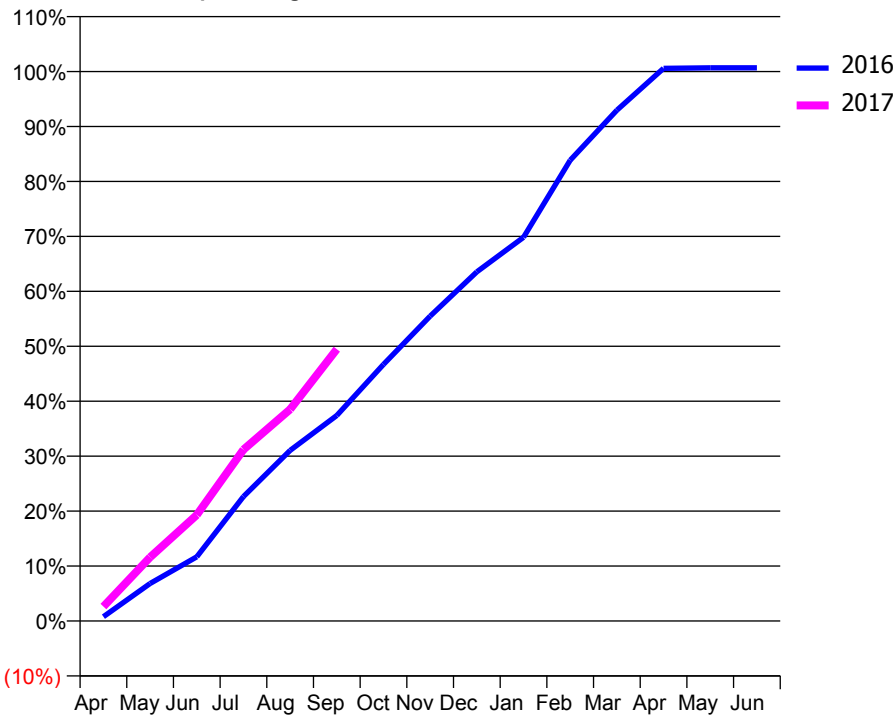
ACCESS*

Patients seen in 24 months	Total	Change since previous quarter
Quarter ending September 2015	2,581	
Quarter ending December 2015	2,865	↑
Quarter ending March 2016	3,108	↑
Quarter ending June 2016	3,089	→
Quarter ending September 2016	3,099	→
Variance since September 2015	20.1%	↑



ACTIVITY

Cumulative percentage of contracted UDA delivered 2016 & 2017



Month	Adjusted Scheduled Activity (UDA)	
	2016	2017
April	79	265
May	685	1,167
June	1,175	1,939
July	2,277	3,134
August	3,120	3,872
September	3,759	4,972
October	4,693	
November	5,576	
December	6,385	
January	7,018	
February	8,427	
March	9,343	
April	10,109	
May	10,118	
June	10,118	

QUALITY

	Quantity	Base Number	Contract	AT	Region	England
% of FP17s for the same patient ID Re-attending within 3 months - Children	26	461	5.6%	9.9%	11.8%	12.4%
% of FP17s for the same patient ID Re-attending within 3 months - Adults	148	1,371	10.8%	16.0%	17.1%	16.7%
% of FP17s for the same patient ID Re-attending between 3 & 9 months - Children	197	461	42.7%	45.4%	45.8%	57.4%
% of FP17s for the same patient ID Re-attending between 3 & 9 months - Adults	558	1,371	40.7%	37.0%	37.6%	50.5%
% of FP17s for Band 1 Urgent Courses	94	1,614	5.8%	11.0%	10.6%	9.1%
% of FP17s Relating to Free Repair or Replacements	3	1,614	0.2%	0.6%	0.6%	0.8%
% of FP17s Relating to Continuations	3	1,614	0.2%	0.7%	0.9%	1.3%
% of Patients satisfied with the dentistry they have received	3	3	N/A	90.9%	90.2%	93.2%
% of Patients satisfied with the time they had to wait for an appointment	2	3	N/A	83.8%	83.8%	89.0%

* This is based on patients treated on this contract for their most recent course of treatment. Figures in italics indicate the base number of FP17s or Patient Questionnaire responses are less than 100. N/A is shown where the base number of responses is less than 10 during the period. % is calculated as Quantity/Base number*100

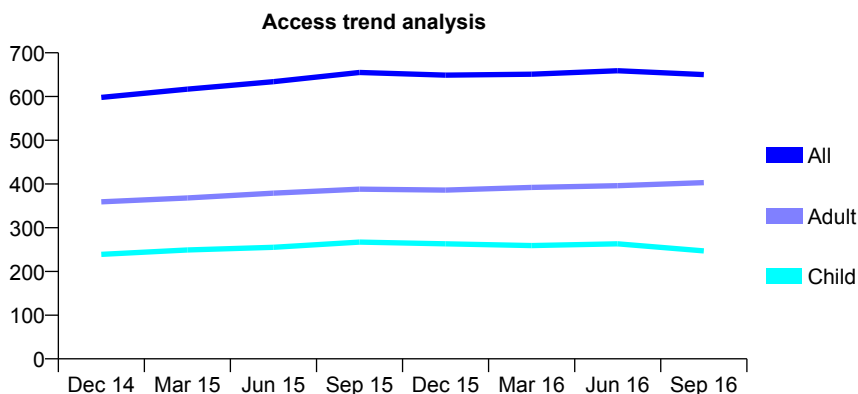
Q62 - Vital Signs At a Glance Contract Report for 114561/0001 - September 2016

Name or company name	Kenton Clinic
Contract type name	GDS Contract
Purpose of contract	General
Contract start date	01/09/2010
Contract end date	

16/17 Contracted general activity (UDA)	1,658
Carry forward general activity (UDA)	-6
16/17 Contracted orthodontic activity (UOA)	0
Carry forward orthodontic activity (UOA)	0
Baseline contract value	£35,639.82

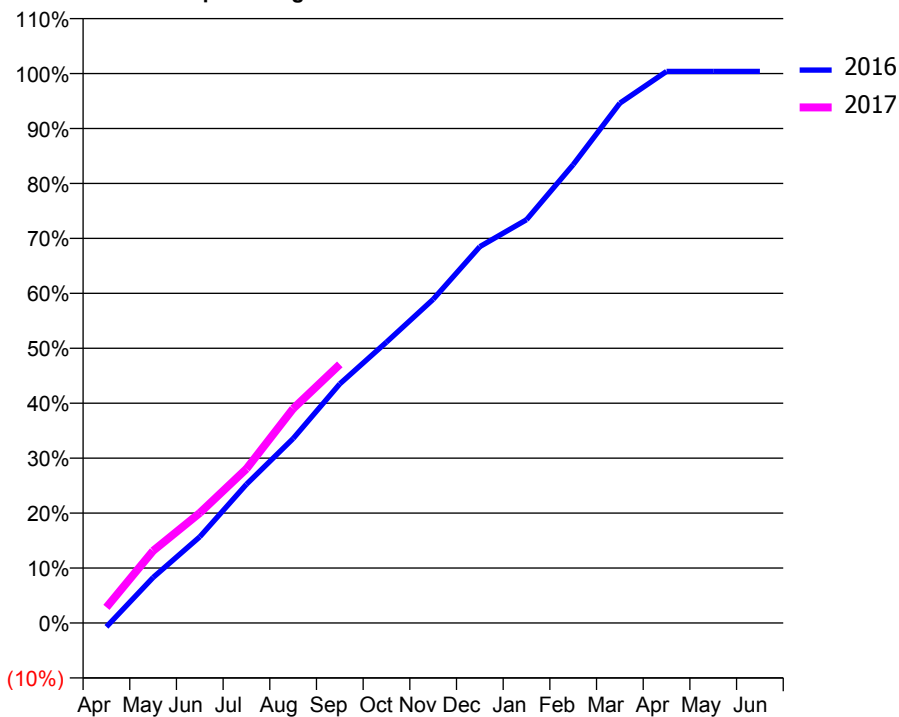
ACCESS*

Patients seen in 24 months	Total	Change since previous quarter
Quarter ending September 2015	655	
Quarter ending December 2015	649	→
Quarter ending March 2016	651	→
Quarter ending June 2016	659	→
Quarter ending September 2016	650	↓
Variance since September 2015	(0.8%)	→



ACTIVITY

Cumulative percentage of contracted UDA delivered 2016 & 2017



Month	Adjusted Scheduled Activity (UDA)	
	2016	2017
April	-12	47
May	137	218
June	260	332
July	419	465
August	557	647
September	722	780
October	848	
November	977	
December	1,136	
January	1,217	
February	1,383	
March	1,568	
April	1,664	
May	1,664	
June	1,664	

QUALITY

	Quantity	Base Number	Contract	AT	Region	England
% of FP17s for the same patient ID Re-attending within 3 months - Children	9	197	4.6%	9.9%	11.8%	12.4%
% of FP17s for the same patient ID Re-attending within 3 months - Adults	30	240	12.5%	16.0%	17.1%	16.7%
% of FP17s for the same patient ID Re-attending between 3 & 9 months - Children	130	197	66.0%	45.4%	45.8%	57.4%
% of FP17s for the same patient ID Re-attending between 3 & 9 months - Adults	103	240	42.9%	37.0%	37.6%	50.5%
% of FP17s for Band 1 Urgent Courses	32	395	8.1%	11.0%	10.6%	9.1%
% of FP17s Relating to Free Repair or Replacements	1	395	0.3%	0.6%	0.6%	0.8%
% of FP17s Relating to Continuations	2	395	0.5%	0.7%	0.9%	1.3%
% of Patients satisfied with the dentistry they have received	1	1	N/A	90.9%	90.2%	93.2%
% of Patients satisfied with the time they had to wait for an appointment	1	1	N/A	83.8%	83.8%	89.0%

* This is based on patients treated on this contract for their most recent course of treatment. Figures in italics indicate the base number of FP17s or Patient Questionnaire responses are less than 100. N/A is shown where the base number of responses is less than 10 during the period. % is calculated as Quantity/Base number*100

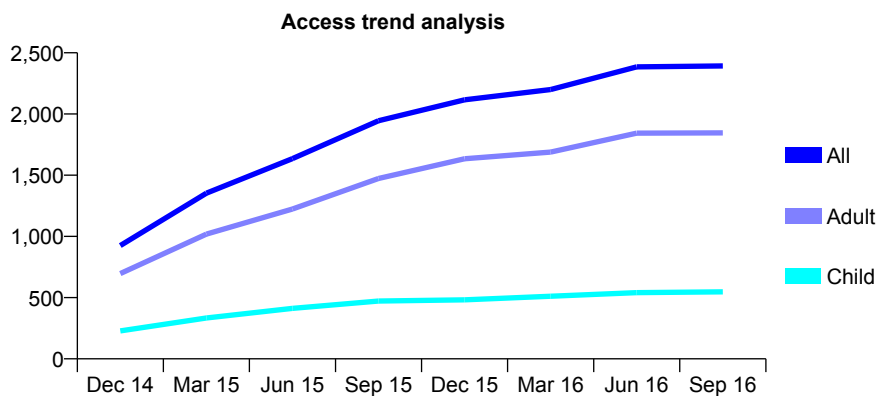
Q62 - Vital Signs At a Glance Contract Report for 115223/0001 - September 2016

Name or company name	Northfields Dental Practice
Contract type name	GDS Contract
Purpose of contract	General
Contract start date	01/07/2014
Contract end date	

16/17 Contracted general activity (UDA)	5,933
Carry forward general activity (UDA)	0
16/17 Contracted orthodontic activity (UOA)	0
Carry forward orthodontic activity (UOA)	0
Baseline contract value	£145,137.21

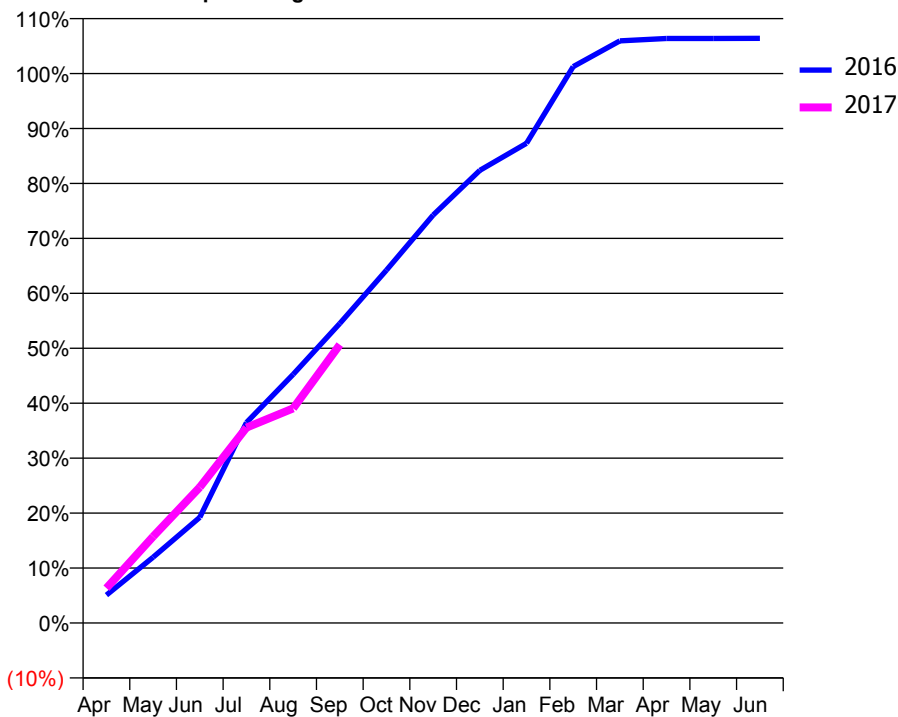
ACCESS*

Patients seen in 24 months	Total	Change since previous quarter
Quarter ending September 2015	1,945	
Quarter ending December 2015	2,116	↑
Quarter ending March 2016	2,200	↑
Quarter ending June 2016	2,385	↑
Quarter ending September 2016	2,393	→
Variance since September 2015	23.0%	↑



ACTIVITY

Cumulative percentage of contracted UDA delivered 2016 & 2017



Month	Adjusted Scheduled Activity (UDA)	
	2016	2017
April	301	376
May	711	934
June	1,140	1,467
July	2,164	2,110
August	2,684	2,317
September	3,234	3,005
October	3,811	
November	4,406	
December	4,887	
January	5,180	
February	6,008	
March	6,285	
April	6,312	
May	6,312	
June	6,313	

QUALITY

	Quantity	Base Number	Contract	AT	Region	England
% of FP17s for the same patient ID Re-attending within 3 months - Children	24	292	8.2%	9.9%	11.8%	12.4%
% of FP17s for the same patient ID Re-attending within 3 months - Adults	188	1,005	18.7%	16.0%	17.1%	16.7%
% of FP17s for the same patient ID Re-attending between 3 & 9 months - Children	88	292	30.1%	45.4%	45.8%	57.4%
% of FP17s for the same patient ID Re-attending between 3 & 9 months - Adults	324	1,005	32.2%	37.0%	37.6%	50.5%
% of FP17s for Band 1 Urgent Courses	186	1,285	14.5%	11.0%	10.6%	9.1%
% of FP17s Relating to Free Repair or Replacements	12	1,285	0.9%	0.6%	0.6%	0.8%
% of FP17s Relating to Continuations	10	1,285	0.8%	0.7%	0.9%	1.3%
% of Patients satisfied with the dentistry they have received	1	1	N/A	90.9%	90.2%	93.2%
% of Patients satisfied with the time they had to wait for an appointment	1	1	N/A	83.8%	83.8%	89.0%

* This is based on patients treated on this contract for their most recent course of treatment. Figures in italics indicate the base number of FP17s or Patient Questionnaire responses are less than 100. N/A is shown where the base number of responses is less than 10 during the period. % is calculated as Quantity/Base number*100

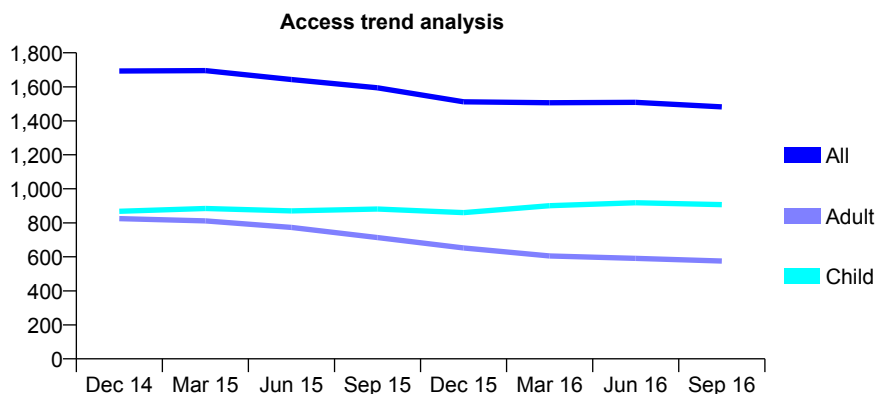
Q62 - Vital Signs At a Glance Contract Report for 115401/0001 - September 2016

Name or company name	DR M ALI & DR MAWJEE
Contract type name	GDS Contract
Purpose of contract	General
Contract start date	01/06/2012
Contract end date	

16/17 Contracted general activity (UDA)	3,005
Carry forward general activity (UDA)	285
16/17 Contracted orthodontic activity (UOA)	0
Carry forward orthodontic activity (UOA)	0
Baseline contract value	£66,762.35

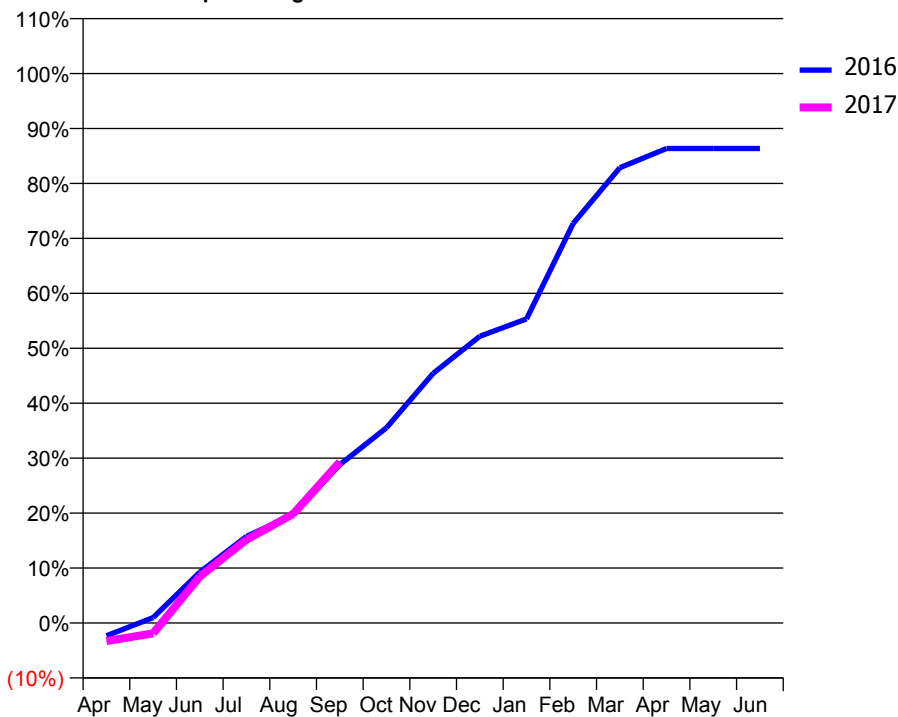
ACCESS*

Patients seen in 24 months	Total	Change since previous quarter
Quarter ending September 2015	1,594	
Quarter ending December 2015	1,512	↓
Quarter ending March 2016	1,506	→
Quarter ending June 2016	1,509	→
Quarter ending September 2016	1,482	↓
Variance since September 2015	(7.0%)	↓



ACTIVITY

Cumulative percentage of contracted UDA delivered 2016 & 2017



Adjusted Scheduled Activity (UDA)

Month	2016	2017
April	-71	-100
May	29	-58
June	278	254
July	474	456
August	592	596
September	866	882
October	1,068	
November	1,365	
December	1,568	
January	1,663	
February	2,185	
March	2,490	
April	2,595	
May	2,595	
June	2,595	

QUALITY

	Quantity	Base Number	Contract	AT	Region	England
% of FP17s for the same patient ID Re-attending within 3 months - Children	33	494	6.7%	9.9%	11.8%	12.4%
% of FP17s for the same patient ID Re-attending within 3 months - Adults	21	227	9.3%	16.0%	17.1%	16.7%
% of FP17s for the same patient ID Re-attending between 3 & 9 months - Children	239	494	48.4%	45.4%	45.8%	57.4%
% of FP17s for the same patient ID Re-attending between 3 & 9 months - Adults	55	227	24.2%	37.0%	37.6%	50.5%
% of FP17s for Band 1 Urgent Courses	33	647	5.1%	11.0%	10.6%	9.1%
% of FP17s Relating to Free Repair or Replacements	0	647	0.0%	0.6%	0.6%	0.8%
% of FP17s Relating to Continuations	2	647	0.3%	0.7%	0.9%	1.3%
% of Patients satisfied with the dentistry they have received	1	1	N/A	90.9%	90.2%	93.2%
% of Patients satisfied with the time they had to wait for an appointment	1	1	N/A	83.8%	83.8%	89.0%

* This is based on patients treated on this contract for their most recent course of treatment. Figures in italics indicate the base number of FP17s or Patient Questionnaire responses are less than 100. N/A is shown where the base number of responses is less than 10 during the period. % is calculated as Quantity/Base number*100

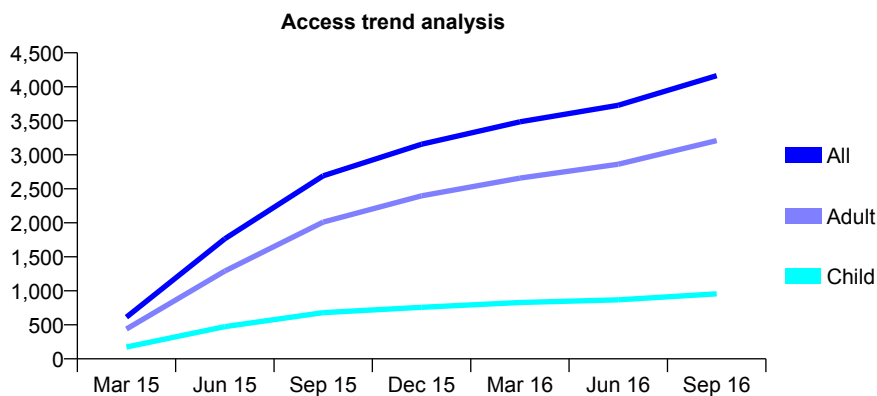
Q62 - Vital Signs At a Glance Contract Report for 116572/0001 - September 2016

Name or company name	Pearl Dental Care Centre
Contract type name	GDS Contract
Purpose of contract	General
Contract start date	01/01/2015
Contract end date	

16/17 Contracted general activity (UDA)	13,336
Carry forward general activity (UDA)	0
16/17 Contracted orthodontic activity (UOA)	0
Carry forward orthodontic activity (UOA)	0
Baseline contract value	£307,857.20

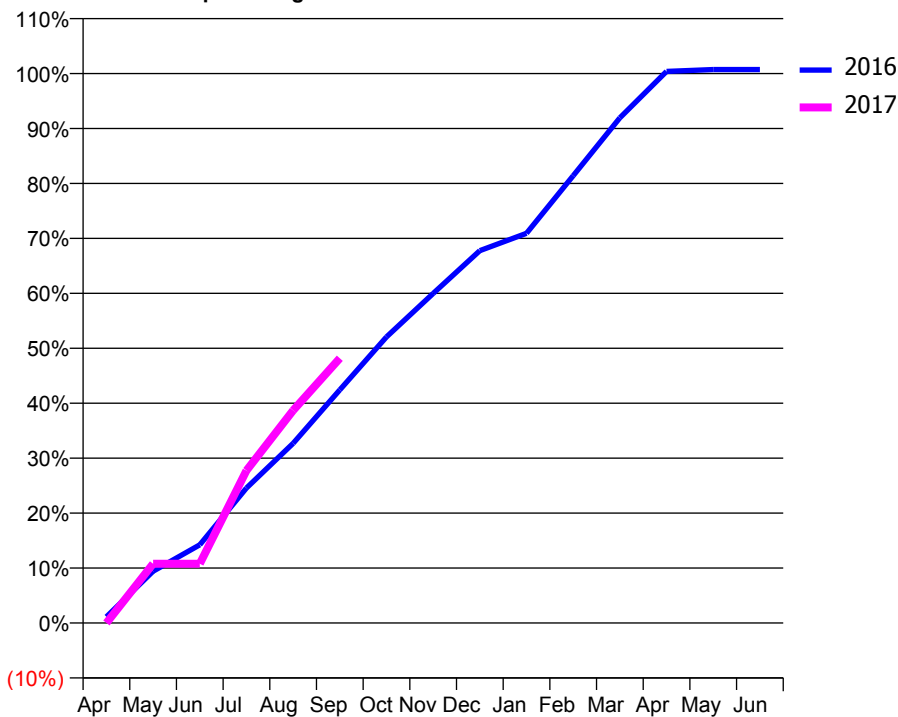
ACCESS*

Patients seen in 24 months	Total	Change since previous quarter
Quarter ending September 2015	2,691	
Quarter ending December 2015	3,156	↑
Quarter ending March 2016	3,485	↑
Quarter ending June 2016	3,728	↑
Quarter ending September 2016	4,163	↑
Variance since September 2015	54.7%	↑



ACTIVITY

Cumulative percentage of contracted UDA delivered 2016 & 2017



Month	Adjusted Scheduled Activity (UDA)	
	2016	2017
April	149	0
May	1,256	1,438
June	1,899	1,438
July	3,276	3,700
August	4,360	5,159
September	5,658	6,426
October	6,944	
November	8,000	
December	9,036	
January	9,459	
February	10,855	
March	12,259	
April	13,387	
May	13,430	
June	13,430	

QUALITY

	Quantity	Base Number	Contract	AT	Region	England
% of FP17s for the same patient ID Re-attending within 3 months - Children	67	799	8.4%	9.9%	11.8%	12.4%
% of FP17s for the same patient ID Re-attending within 3 months - Adults	330	2,204	15.0%	16.0%	17.1%	16.7%
% of FP17s for the same patient ID Re-attending between 3 & 9 months - Children	418	799	52.3%	45.4%	45.8%	57.4%
% of FP17s for the same patient ID Re-attending between 3 & 9 months - Adults	1,004	2,204	45.6%	37.0%	37.6%	50.5%
% of FP17s for Band 1 Urgent Courses	287	2,624	10.9%	11.0%	10.6%	9.1%
% of FP17s Relating to Free Repair or Replacements	22	2,624	0.8%	0.6%	0.6%	0.8%
% of FP17s Relating to Continuations	52	2,624	2.0%	0.7%	0.9%	1.3%
% of Patients satisfied with the dentistry they have received	4	4	N/A	90.9%	90.2%	93.2%
% of Patients satisfied with the time they had to wait for an appointment	4	4	N/A	83.8%	83.8%	89.0%

* This is based on patients treated on this contract for their most recent course of treatment. Figures in italics indicate the base number of FP17s or Patient Questionnaire responses are less than 100. N/A is shown where the base number of responses is less than 10 during the period. % is calculated as Quantity/Base number*100

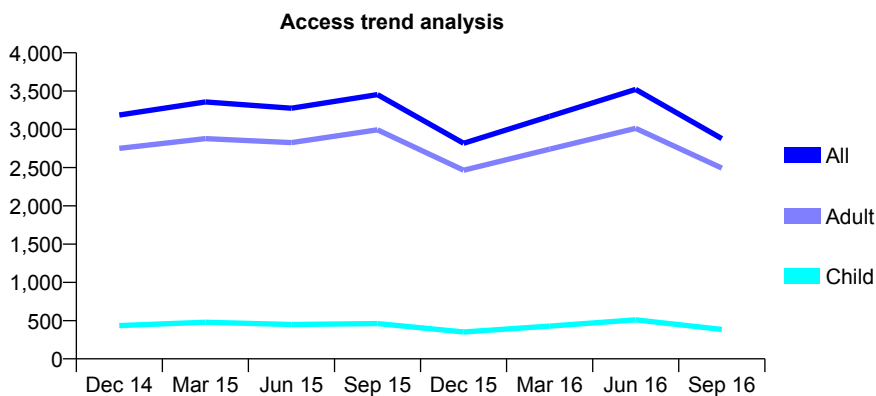
Q62 - Vital Signs At a Glance Contract Report for 116874/0001 - September 2016

Name or company name	S & Y Golar
Contract type name	GDS Contract
Purpose of contract	General
Contract start date	01/04/2010
Contract end date	

16/17 Contracted general activity (UDA)	15,530
Carry forward general activity (UDA)	0
16/17 Contracted orthodontic activity (UOA)	0
Carry forward orthodontic activity (UOA)	0
Baseline contract value	£512,068.76

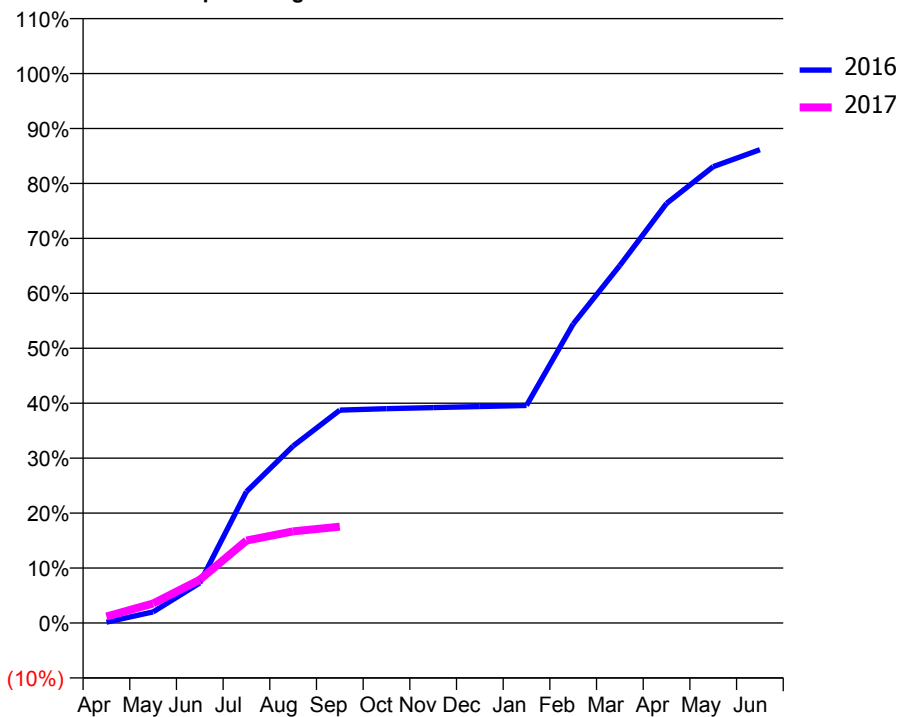
ACCESS*

Patients seen in 24 months	Total	Change since previous quarter
Quarter ending September 2015	3,454	
Quarter ending December 2015	2,817	↓
Quarter ending March 2016	3,169	↑
Quarter ending June 2016	3,522	↑
Quarter ending September 2016	2,879	↓
Variance since September 2015	(16.6%)	↓



ACTIVITY

Cumulative percentage of contracted UDA delivered 2016 & 2017



Month	Adjusted Scheduled Activity (UDA)	
	2016	2017
April	25	183
May	315	554
June	1,133	1,225
July	3,716	2,329
August	5,004	2,590
September	6,018	2,724
October	6,059	
November	6,089	
December	6,117	
January	6,150	
February	8,450	
March	10,105	
April	11,857	
May	12,899	
June	13,377	

QUALITY

	Quantity	Base Number	Contract	AT	Region	England
% of FP17s for the same patient ID Re-attending within 3 months - Children	22	263	8.4%	9.9%	11.8%	12.4%
% of FP17s for the same patient ID Re-attending within 3 months - Adults	267	1,509	17.7%	16.0%	17.1%	16.7%
% of FP17s for the same patient ID Re-attending between 3 & 9 months - Children	52	263	19.8%	45.4%	45.8%	57.4%
% of FP17s for the same patient ID Re-attending between 3 & 9 months - Adults	242	1,509	16.0%	37.0%	37.6%	50.5%
% of FP17s for Band 1 Urgent Courses	213	903	23.6%	11.0%	10.6%	9.1%
% of FP17s Relating to Free Repair or Replacements	20	903	2.2%	0.6%	0.6%	0.8%
% of FP17s Relating to Continuations	8	903	0.9%	0.7%	0.9%	1.3%
% of Patients satisfied with the dentistry they have received	3	3	N/A	90.9%	90.2%	93.2%
% of Patients satisfied with the time they had to wait for an appointment	3	3	N/A	83.8%	83.8%	89.0%

* This is based on patients treated on this contract for their most recent course of treatment. Figures in italics indicate the base number of FP17s or Patient Questionnaire responses are less than 100. N/A is shown where the base number of responses is less than 10 during the period. % is calculated as Quantity/Base number*100

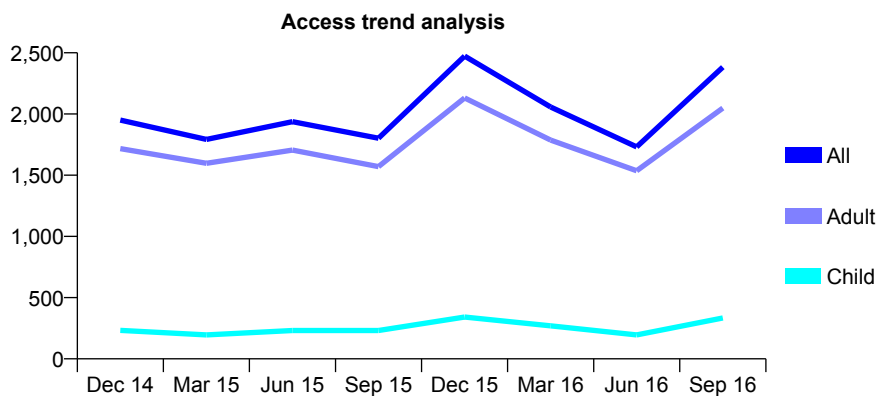
Q62 - Vital Signs At a Glance Contract Report for 116874/0002 - September 2016

Name or company name	S & Y Golar
Contract type name	PDS Plus Contract
Purpose of contract	General
Contract start date	01/04/2010
Contract end date	31/03/2018

16/17 Contracted general activity (UDA)	12,000
Carry forward general activity (UDA)	0
16/17 Contracted orthodontic activity (UOA)	0
Carry forward orthodontic activity (UOA)	0
Baseline contract value	£319,827.20

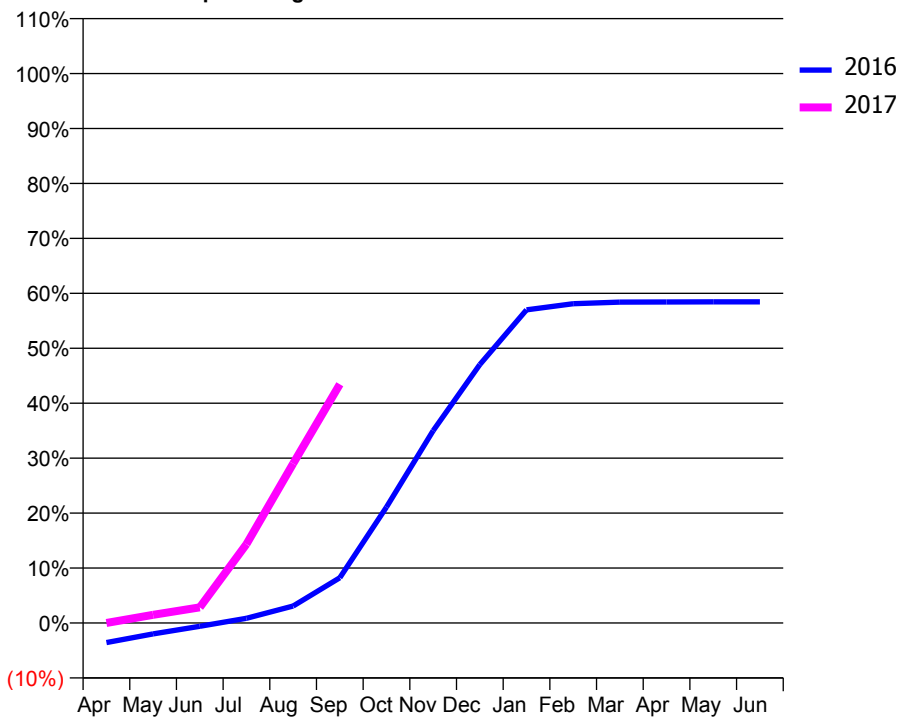
ACCESS*

Patients seen in 24 months	Total	Change since previous quarter
Quarter ending September 2015	1,802	
Quarter ending December 2015	2,473	↑
Quarter ending March 2016	2,057	↓
Quarter ending June 2016	1,732	↓
Quarter ending September 2016	2,383	↑
Variance since September 2015	32.2%	↑



ACTIVITY

Cumulative percentage of contracted UDA delivered 2016 & 2017



Month	Adjusted Scheduled Activity (UDA)	
	2016	2017
April	-431	0
May	-241	180
June	-74	342
July	103	1,723
August	371	3,480
September	988	5,215
October	2,532	
November	4,202	
December	5,644	
January	6,839	
February	6,973	
March	7,006	
April	7,009	
May	7,012	
June	7,012	

QUALITY

	Quantity	Base Number	Contract	AT	Region	England
% of FP17s for the same patient ID Re-attending within 3 months - Children	7	221	3.2%	9.9%	11.8%	12.4%
% of FP17s for the same patient ID Re-attending within 3 months - Adults	80	1,159	6.9%	16.0%	17.1%	16.7%
% of FP17s for the same patient ID Re-attending between 3 & 9 months - Children	23	221	10.4%	45.4%	45.8%	57.4%
% of FP17s for the same patient ID Re-attending between 3 & 9 months - Adults	136	1,159	11.7%	37.0%	37.6%	50.5%
% of FP17s for Band 1 Urgent Courses	223	1,378	16.2%	11.0%	10.6%	9.1%
% of FP17s Relating to Free Repair or Replacements	8	1,378	0.6%	0.6%	0.6%	0.8%
% of FP17s Relating to Continuations	5	1,378	0.4%	0.7%	0.9%	1.3%
% of Patients satisfied with the dentistry they have received	11	13	84.6%	90.9%	90.2%	93.2%
% of Patients satisfied with the time they had to wait for an appointment	12	13	92.3%	83.8%	83.8%	89.0%

* This is based on patients treated on this contract for their most recent course of treatment. Figures in italics indicate the base number of FP17s or Patient Questionnaire responses are less than 100. N/A is shown where the base number of responses is less than 10 during the period. % is calculated as Quantity/Base number*100

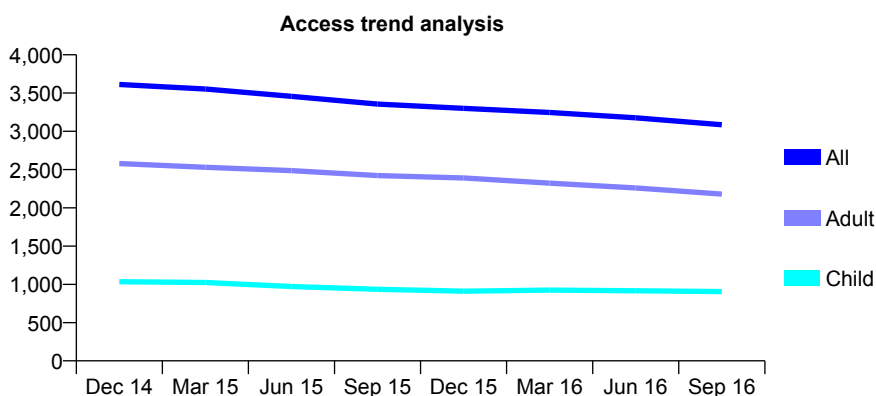
Q62 - Vital Signs At a Glance Contract Report for 118338/0001 - September 2016

Name or company name	Confident Dental Practices Ltd
Contract type name	PDS Contract
Purpose of contract	General
Contract start date	01/12/2010
Contract end date	30/11/2020

16/17 Contracted general activity (UDA)	10,363
Carry forward general activity (UDA)	0
16/17 Contracted orthodontic activity (UOA)	0
Carry forward orthodontic activity (UOA)	0
Baseline contract value	£303,666.80

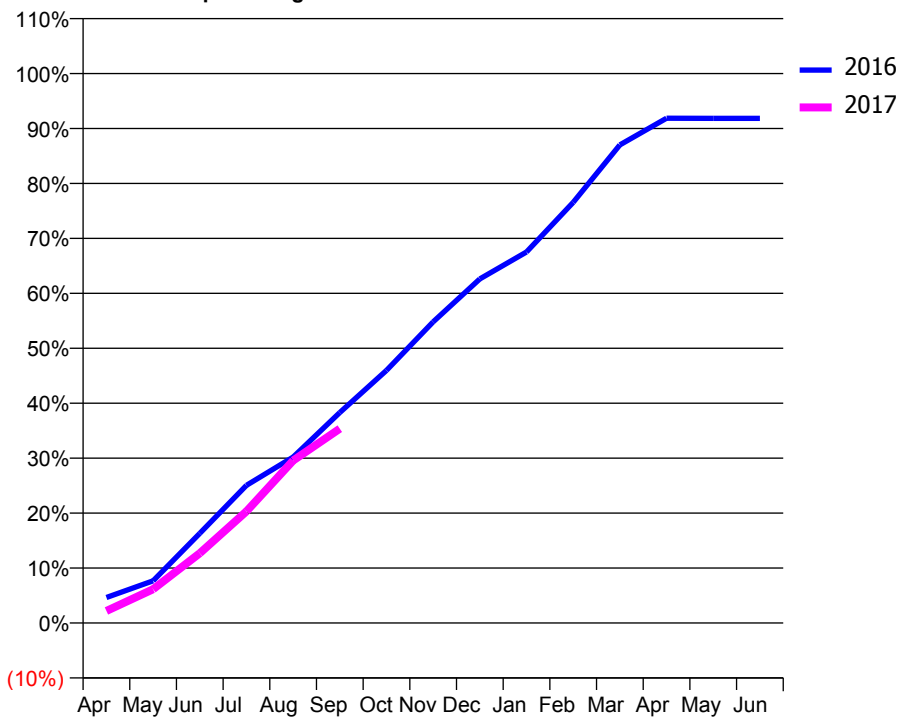
ACCESS*

Patients seen in 24 months	Total	Change since previous quarter
Quarter ending September 2015	3,356	
Quarter ending December 2015	3,301	↓
Quarter ending March 2016	3,247	↓
Quarter ending June 2016	3,176	↓
Quarter ending September 2016	3,085	↓
Variance since September 2015	(8.1%)	↓



ACTIVITY

Cumulative percentage of contracted UDA delivered 2016 & 2017



Adjusted Scheduled Activity (UDA)

Month	2016	2017
April	481	226
May	796	637
June	1,691	1,317
July	2,597	2,106
August	3,129	3,065
September	3,969	3,666
October	4,764	
November	5,680	
December	6,488	
January	6,997	
February	7,933	
March	9,017	
April	9,520	
May	9,518	
June	9,518	

QUALITY

	Quantity	Base Number	Contract	AT	Region	England
% of FP17s for the same patient ID Re-attending within 3 months - Children	37	517	7.2%	9.9%	11.8%	12.4%
% of FP17s for the same patient ID Re-attending within 3 months - Adults	141	1,094	12.9%	16.0%	17.1%	16.7%
% of FP17s for the same patient ID Re-attending between 3 & 9 months - Children	200	517	38.7%	45.4%	45.8%	57.4%
% of FP17s for the same patient ID Re-attending between 3 & 9 months - Adults	328	1,094	30.0%	37.0%	37.6%	50.5%
% of FP17s for Band 1 Urgent Courses	69	1,452	4.8%	11.0%	10.6%	9.1%
% of FP17s Relating to Free Repair or Replacements	2	1,452	0.1%	0.6%	0.6%	0.8%
% of FP17s Relating to Continuations	42	1,452	2.9%	0.7%	0.9%	1.3%
% of Patients satisfied with the dentistry they have received	3	3	N/A	90.9%	90.2%	93.2%
% of Patients satisfied with the time they had to wait for an appointment	3	3	N/A	83.8%	83.8%	89.0%

* This is based on patients treated on this contract for their most recent course of treatment. Figures in italics indicate the base number of FP17s or Patient Questionnaire responses are less than 100. N/A is shown where the base number of responses is less than 10 during the period. % is calculated as Quantity/Base number*100

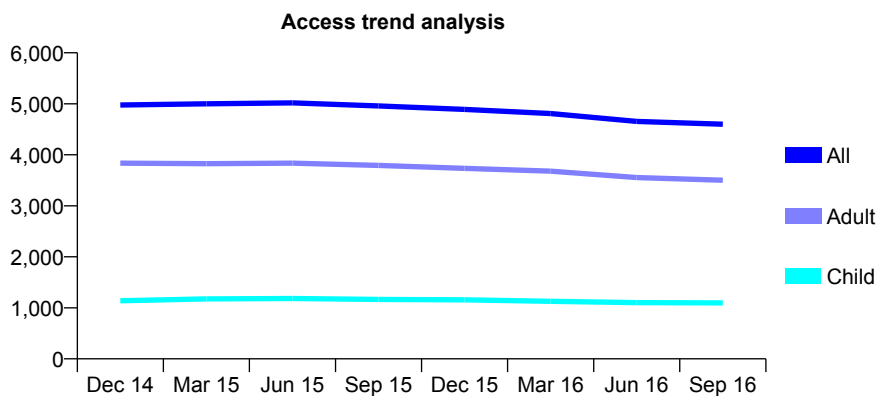
Q62 - Vital Signs At a Glance Contract Report for 119180/0001 - September 2016

Name or company name	Mr B Metha & Mr S Mehta
Contract type name	GDS Contract
Purpose of contract	General
Contract start date	01/07/2011
Contract end date	

16/17 Contracted general activity (UDA)	12,455
Carry forward general activity (UDA)	248
16/17 Contracted orthodontic activity (UOA)	0
Carry forward orthodontic activity (UOA)	0
Baseline contract value	£392,595.28

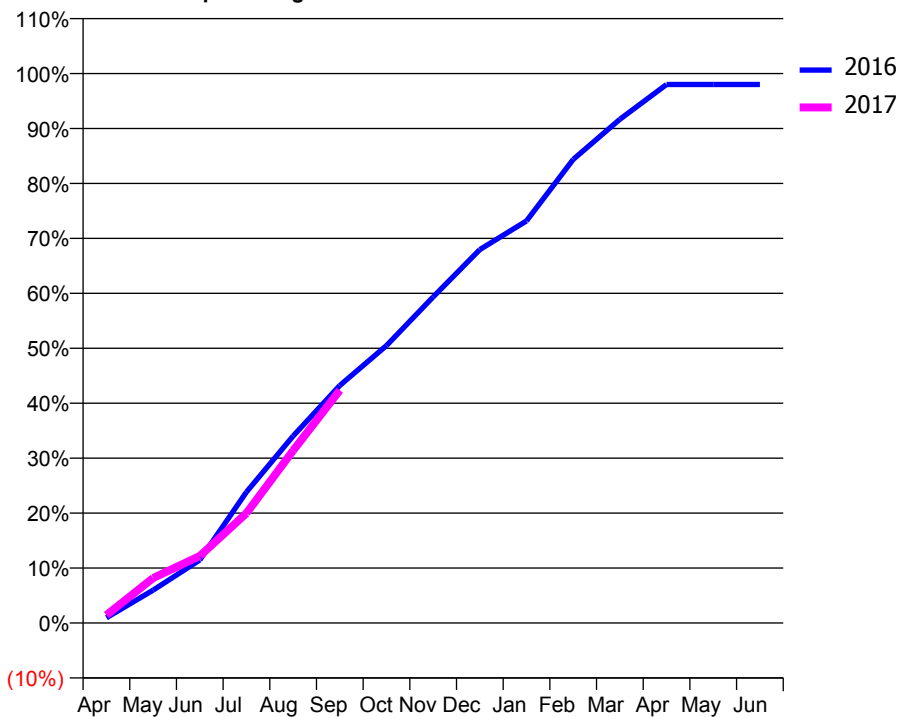
ACCESS*

Patients seen in 24 months	Total	Change since previous quarter
Quarter ending September 2015	4,957	
Quarter ending December 2015	4,891	↓
Quarter ending March 2016	4,809	↓
Quarter ending June 2016	4,656	↓
Quarter ending September 2016	4,600	↓
Variance since September 2015	(7.2%)	↓



ACTIVITY

Cumulative percentage of contracted UDA delivered 2016 & 2017



Month	Adjusted Scheduled Activity (UDA)	
	2016	2017
April	119	179
May	745	1,020
June	1,430	1,520
July	2,970	2,488
August	4,238	3,911
September	5,384	5,275
October	6,287	
November	7,391	
December	8,464	
January	9,115	
February	10,507	
March	11,416	
April	12,205	
May	12,207	
June	12,207	

QUALITY

	Quantity	Base Number	Contract	AT	Region	England
% of FP17s for the same patient ID Re-attending within 3 months - Children	46	668	6.9%	9.9%	11.8%	12.4%
% of FP17s for the same patient ID Re-attending within 3 months - Adults	258	1,740	14.8%	16.0%	17.1%	16.7%
% of FP17s for the same patient ID Re-attending between 3 & 9 months - Children	330	668	49.4%	45.4%	45.8%	57.4%
% of FP17s for the same patient ID Re-attending between 3 & 9 months - Adults	582	1,740	33.4%	37.0%	37.6%	50.5%
% of FP17s for Band 1 Urgent Courses	178	2,131	8.4%	11.0%	10.6%	9.1%
% of FP17s Relating to Free Repair or Replacements	25	2,131	1.2%	0.6%	0.6%	0.8%
% of FP17s Relating to Continuations	62	2,131	2.9%	0.7%	0.9%	1.3%
% of Patients satisfied with the dentistry they have received	3	3	N/A	90.9%	90.2%	93.2%
% of Patients satisfied with the time they had to wait for an appointment	2	3	N/A	83.8%	83.8%	89.0%

* This is based on patients treated on this contract for their most recent course of treatment. Figures in italics indicate the base number of FP17s or Patient Questionnaire responses are less than 100. N/A is shown where the base number of responses is less than 10 during the period. % is calculated as Quantity/Base number*100

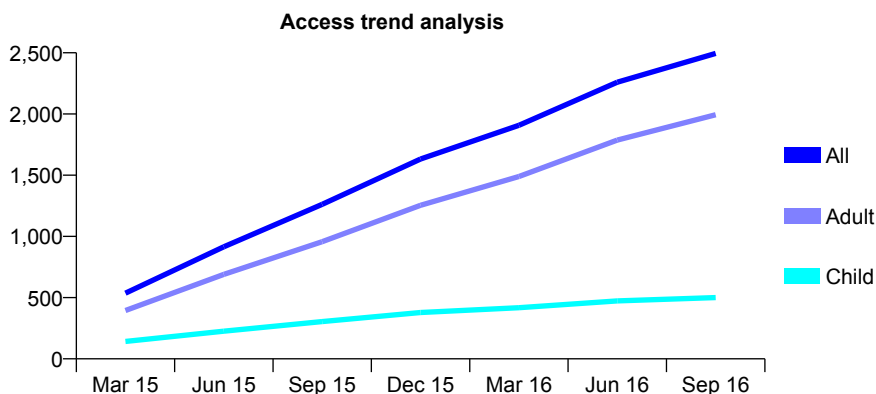
Q62 - Vital Signs At a Glance Contract Report for 124702/0001 - September 2016

Name or company name	168 Dental Clinic
Contract type name	GDS Contract
Purpose of contract	General
Contract start date	01/01/2015
Contract end date	

16/17 Contracted general activity (UDA)	13,793
Carry forward general activity (UDA)	0
16/17 Contracted orthodontic activity (UOA)	0
Carry forward orthodontic activity (UOA)	0
Baseline contract value	£444,334.16

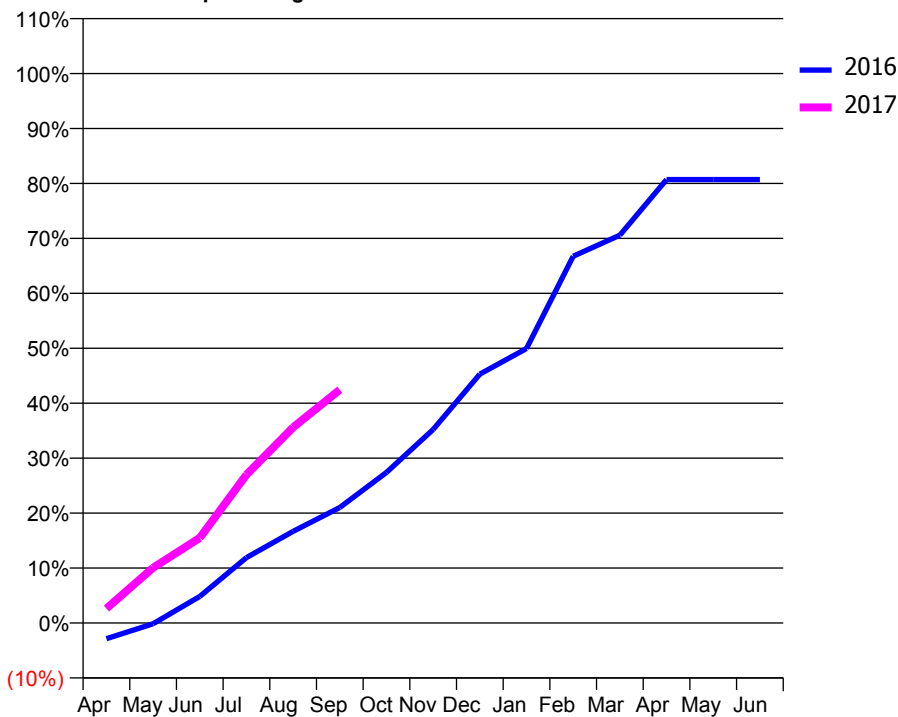
ACCESS*

Patients seen in 24 months	Total	Change since previous quarter
Quarter ending September 2015	1,262	
Quarter ending December 2015	1,632	↑
Quarter ending March 2016	1,908	↑
Quarter ending June 2016	2,260	↑
Quarter ending September 2016	2,495	↑
Variance since September 2015	97.7%	↑



ACTIVITY

Cumulative percentage of contracted UDA delivered 2016 & 2017



Month	Adjusted Scheduled Activity (UDA)	
	2016	2017
April	-398	364
May	-20	1,388
June	669	2,139
July	1,641	3,722
August	2,301	4,911
September	2,901	5,856
October	3,779	
November	4,858	
December	6,247	
January	6,891	
February	9,208	
March	9,734	
April	11,131	
May	11,130	
June	11,131	

QUALITY

	Quantity	Base Number	Contract	AT	Region	England
% of FP17s for the same patient ID Re-attending within 3 months - Children	31	357	8.7%	9.9%	11.8%	12.4%
% of FP17s for the same patient ID Re-attending within 3 months - Adults	273	1,410	19.4%	16.0%	17.1%	16.7%
% of FP17s for the same patient ID Re-attending between 3 & 9 months - Children	156	357	43.7%	45.4%	45.8%	57.4%
% of FP17s for the same patient ID Re-attending between 3 & 9 months - Adults	410	1,410	29.1%	37.0%	37.6%	50.5%
% of FP17s for Band 1 Urgent Courses	271	1,464	18.5%	11.0%	10.6%	9.1%
% of FP17s Relating to Free Repair or Replacements	7	1,464	0.5%	0.6%	0.6%	0.8%
% of FP17s Relating to Continuations	14	1,464	1.0%	0.7%	0.9%	1.3%
% of Patients satisfied with the dentistry they have received	1	2	N/A	90.9%	90.2%	93.2%
% of Patients satisfied with the time they had to wait for an appointment	2	2	N/A	83.8%	83.8%	89.0%

* This is based on patients treated on this contract for their most recent course of treatment. Figures in italics indicate the base number of FP17s or Patient Questionnaire responses are less than 100. N/A is shown where the base number of responses is less than 10 during the period. % is calculated as Quantity/Base number*100

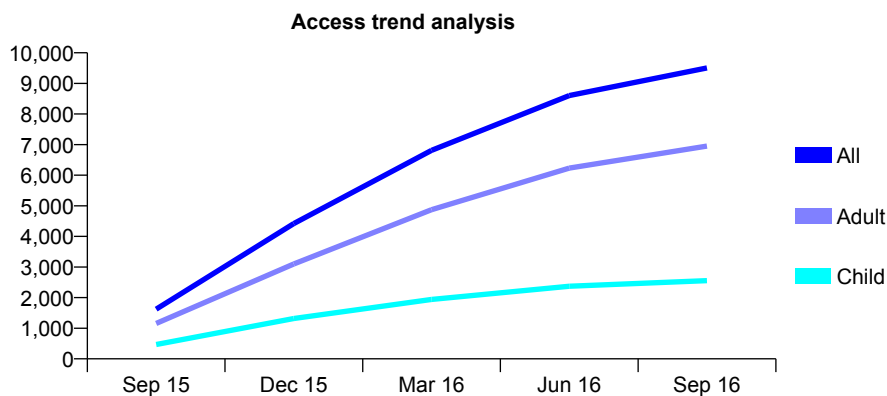
Q62 - Vital Signs At a Glance Contract Report for 125261/0001 - September 2016

Name or company name	Haven Green Clinic Limited
Contract type name	GDS Contract
Purpose of contract	General
Contract start date	01/08/2015
Contract end date	

16/17 Contracted general activity (UDA)	25,243
Carry forward general activity (UDA)	158
16/17 Contracted orthodontic activity (UOA)	0
Carry forward orthodontic activity (UOA)	0
Baseline contract value	£713,715.85

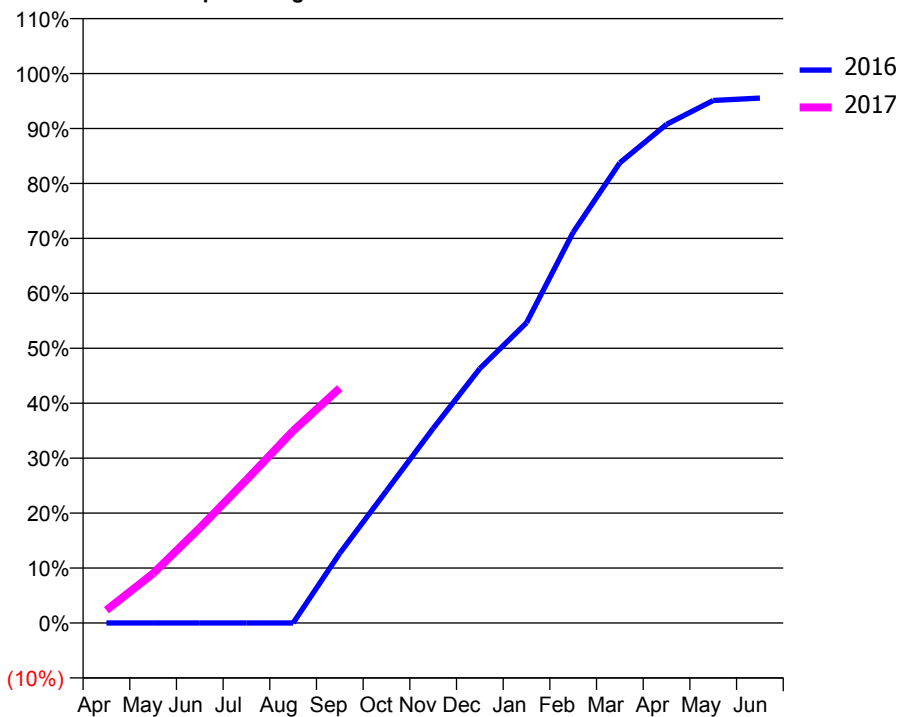
ACCESS*

Patients seen in 24 months	Total	Change since previous quarter
Quarter ending September 2015	1,623	
Quarter ending December 2015	4,421	↑
Quarter ending March 2016	6,811	↑
Quarter ending June 2016	8,604	↑
Quarter ending September 2016	9,507	↑
Variance since September 2015	485.8%	↑



ACTIVITY

Cumulative percentage of contracted UDA delivered 2016 & 2017



Adjusted Scheduled Activity (UDA)

Month	2016	2017
April	0	592
May	0	2,277
June	0	4,371
July	0	6,579
August	0	8,832
September	2,138	10,789
October	4,047	
November	5,961	
December	7,795	
January	9,194	
February	11,968	
March	14,095	
April	15,272	
May	16,001	
June	16,078	

QUALITY

	Quantity	Base Number	Contract	AT	Region	England
% of FP17s for the same patient ID Re-attending within 3 months - Children	128	1,914	6.7%	9.9%	11.8%	12.4%
% of FP17s for the same patient ID Re-attending within 3 months - Adults	725	5,258	13.8%	16.0%	17.1%	16.7%
% of FP17s for the same patient ID Re-attending between 3 & 9 months - Children	785	1,914	41.0%	45.4%	45.8%	57.4%
% of FP17s for the same patient ID Re-attending between 3 & 9 months - Adults	1,998	5,258	38.0%	37.0%	37.6%	50.5%
% of FP17s for Band 1 Urgent Courses	743	6,226	11.9%	11.0%	10.6%	9.1%
% of FP17s Relating to Free Repair or Replacements	33	6,226	0.5%	0.6%	0.6%	0.8%
% of FP17s Relating to Continuations	2	6,226	0.0%	0.7%	0.9%	1.3%
% of Patients satisfied with the dentistry they have received	10	11	90.9%	90.9%	90.2%	93.2%
% of Patients satisfied with the time they had to wait for an appointment	9	11	81.8%	83.8%	83.8%	89.0%

* This is based on patients treated on this contract for their most recent course of treatment. Figures in italics indicate the base number of FP17s or Patient Questionnaire responses are less than 100. N/A is shown where the base number of responses is less than 10 during the period. % is calculated as Quantity/Base number*100

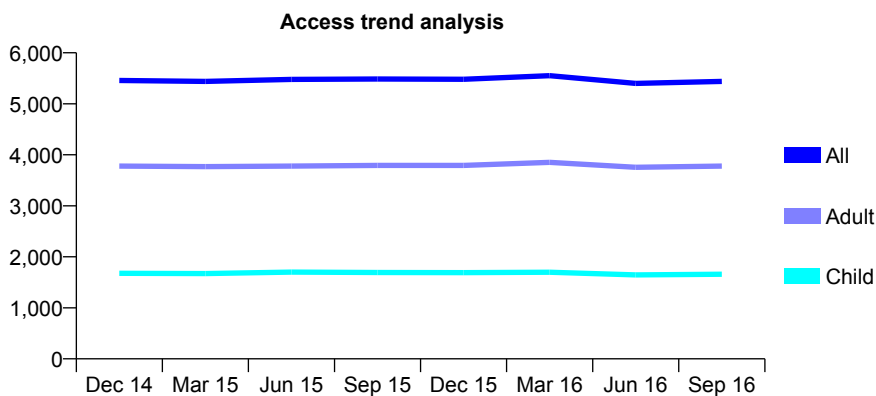
Q62 - Vital Signs At a Glance Contract Report for 129771/0001 - September 2016

Name or company name	Feltham Dental Care
Contract type name	GDS Contract
Purpose of contract	General
Contract start date	01/06/2012
Contract end date	

16/17 Contracted general activity (UDA)	15,351
Carry forward general activity (UDA)	25
16/17 Contracted orthodontic activity (UOA)	0
Carry forward orthodontic activity (UOA)	0
Baseline contract value	£430,923.56

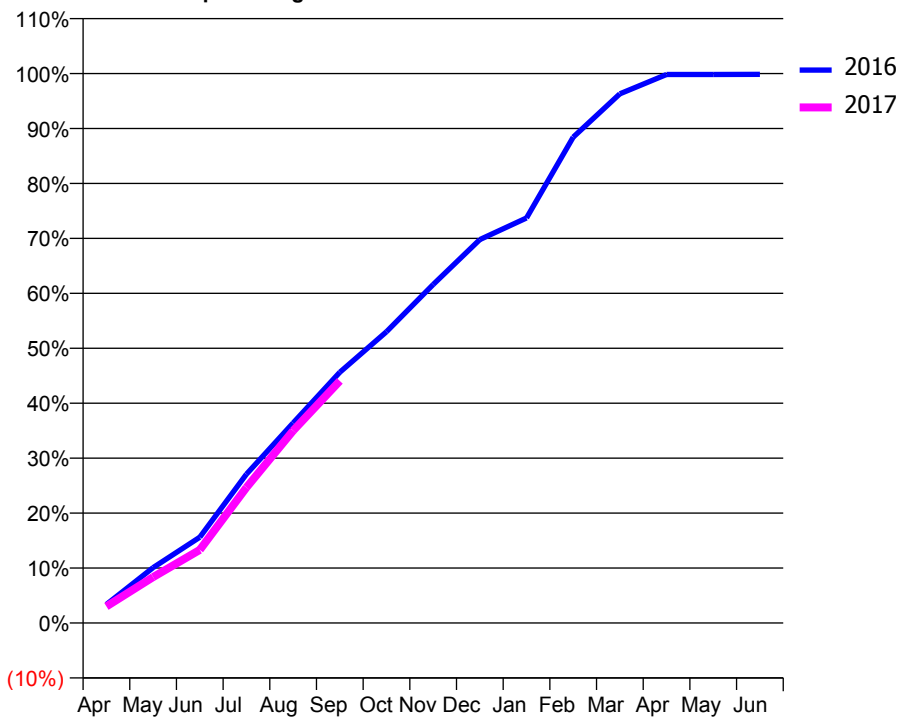
ACCESS*

Patients seen in 24 months	Total	Change since previous quarter
Quarter ending September 2015	5,485	
Quarter ending December 2015	5,481	→
Quarter ending March 2016	5,552	→
Quarter ending June 2016	5,400	↓
Quarter ending September 2016	5,438	→
Variance since September 2015	(0.9%)	→



ACTIVITY

Cumulative percentage of contracted UDA delivered 2016 & 2017



Month	Adjusted Scheduled Activity (UDA)	
	2016	2017
April	521	465
May	1,550	1,283
June	2,398	2,044
July	4,159	3,785
August	5,590	5,375
September	7,006	6,764
October	8,138	
November	9,457	
December	10,711	
January	11,316	
February	13,571	
March	14,783	
April	15,323	
May	15,324	
June	15,326	

QUALITY

	Quantity	Base Number	Contract	AT	Region	England
% of FP17s for the same patient ID Re-attending within 3 months - Children	48	984	4.9%	9.9%	11.8%	12.4%
% of FP17s for the same patient ID Re-attending within 3 months - Adults	299	2,088	14.3%	16.0%	17.1%	16.7%
% of FP17s for the same patient ID Re-attending between 3 & 9 months - Children	447	984	45.4%	45.4%	45.8%	57.4%
% of FP17s for the same patient ID Re-attending between 3 & 9 months - Adults	841	2,088	40.3%	37.0%	37.6%	50.5%
% of FP17s for Band 1 Urgent Courses	184	2,864	6.4%	11.0%	10.6%	9.1%
% of FP17s Relating to Free Repair or Replacements	20	2,864	0.7%	0.6%	0.6%	0.8%
% of FP17s Relating to Continuations	38	2,864	1.3%	0.7%	0.9%	1.3%
% of Patients satisfied with the dentistry they have received	6	6	N/A	90.9%	90.2%	93.2%
% of Patients satisfied with the time they had to wait for an appointment	5	6	N/A	83.8%	83.8%	89.0%

* This is based on patients treated on this contract for their most recent course of treatment. Figures in italics indicate the base number of FP17s or Patient Questionnaire responses are less than 100. N/A is shown where the base number of responses is less than 10 during the period. % is calculated as Quantity/Base number*100

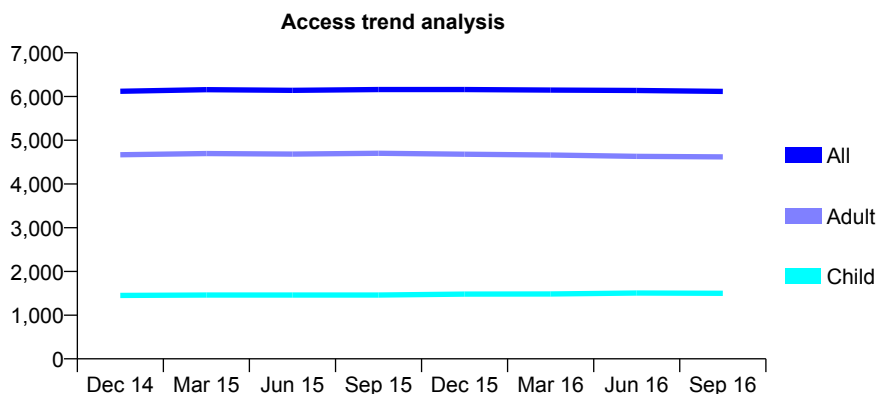
Q62 - Vital Signs At a Glance Contract Report for 130443/0001 - September 2016

Name or company name	Dr. L. Patel
Contract type name	GDS Contract
Purpose of contract	General
Contract start date	01/06/2011
Contract end date	

16/17 Contracted general activity (UDA)	14,053
Carry forward general activity (UDA)	-114
16/17 Contracted orthodontic activity (UOA)	0
Carry forward orthodontic activity (UOA)	0
Baseline contract value	£304,338.00

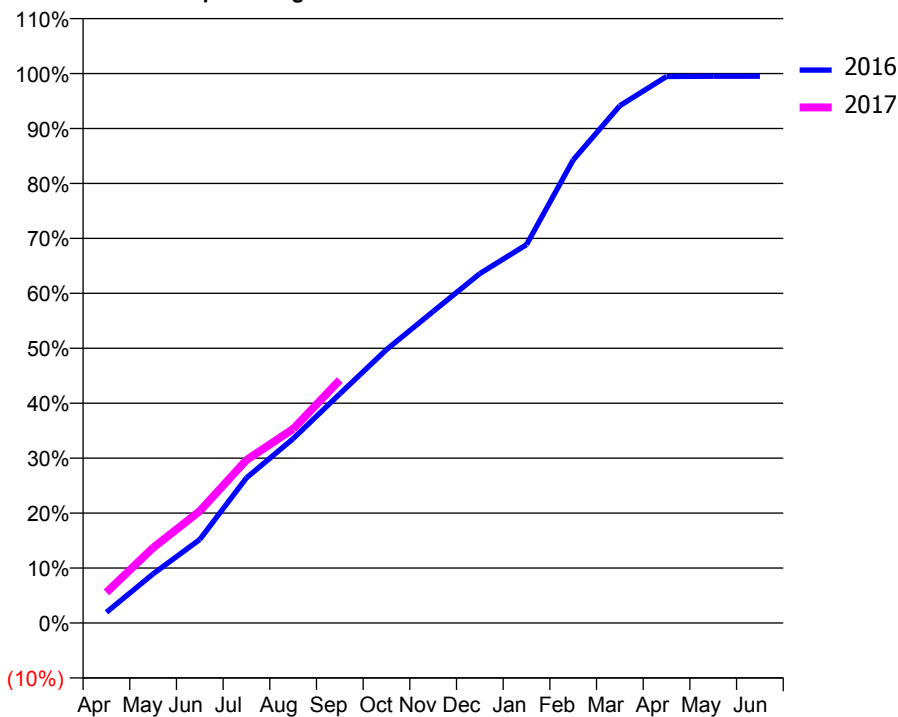
ACCESS*

Patients seen in 24 months	Total	Change since previous quarter
Quarter ending September 2015	6,161	
Quarter ending December 2015	6,161	→
Quarter ending March 2016	6,148	→
Quarter ending June 2016	6,137	→
Quarter ending September 2016	6,117	→
Variance since September 2015	(0.7%)	→



ACTIVITY

Cumulative percentage of contracted UDA delivered 2016 & 2017



Month	Adjusted Scheduled Activity (UDA)	
	2016	2017
April	273	784
May	1,257	1,927
June	2,135	2,862
July	3,713	4,168
August	4,713	4,965
September	5,859	6,215
October	6,994	
November	7,967	
December	8,937	
January	9,677	
February	11,840	
March	13,231	
April	13,977	
May	13,985	
June	13,983	

QUALITY

	Quantity	Base Number	Contract	AT	Region	England
% of FP17s for the same patient ID Re-attending within 3 months - Children	69	1,048	6.6%	9.9%	11.8%	12.4%
% of FP17s for the same patient ID Re-attending within 3 months - Adults	226	2,450	9.2%	16.0%	17.1%	16.7%
% of FP17s for the same patient ID Re-attending between 3 & 9 months - Children	616	1,048	58.8%	45.4%	45.8%	57.4%
% of FP17s for the same patient ID Re-attending between 3 & 9 months - Adults	1,124	2,450	45.9%	37.0%	37.6%	50.5%
% of FP17s for Band 1 Urgent Courses	202	2,829	7.1%	11.0%	10.6%	9.1%
% of FP17s Relating to Free Repair or Replacements	17	2,829	0.6%	0.6%	0.6%	0.8%
% of FP17s Relating to Continuations	12	2,829	0.4%	0.7%	0.9%	1.3%
% of Patients satisfied with the dentistry they have received	7	8	N/A	90.9%	90.2%	93.2%
% of Patients satisfied with the time they had to wait for an appointment	7	8	N/A	83.8%	83.8%	89.0%

* This is based on patients treated on this contract for their most recent course of treatment. Figures in italics indicate the base number of FP17s or Patient Questionnaire responses are less than 100. N/A is shown where the base number of responses is less than 10 during the period. % is calculated as Quantity/Base number*100

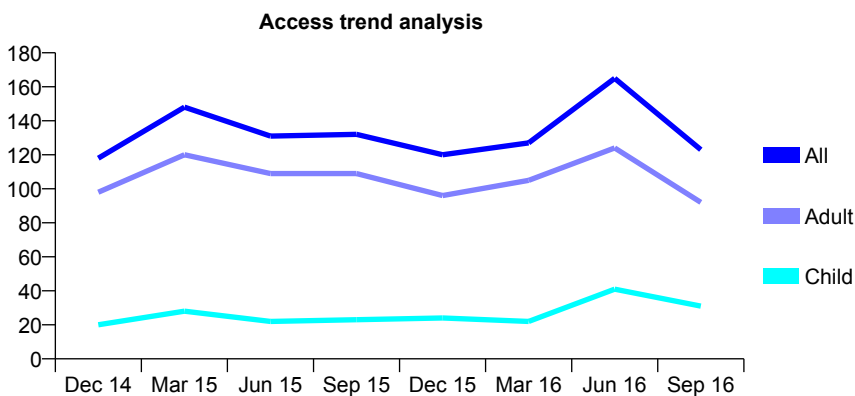
Q62 - Vital Signs At a Glance Contract Report for 134198/0001 - September 2016

Name or company name	A Vazir & E Vazir
Contract type name	GDS Contract
Purpose of contract	General
Contract start date	01/04/2010
Contract end date	

16/17 Contracted general activity (UDA)	551
Carry forward general activity (UDA)	0
16/17 Contracted orthodontic activity (UOA)	0
Carry forward orthodontic activity (UOA)	0
Baseline contract value	£19,681.57

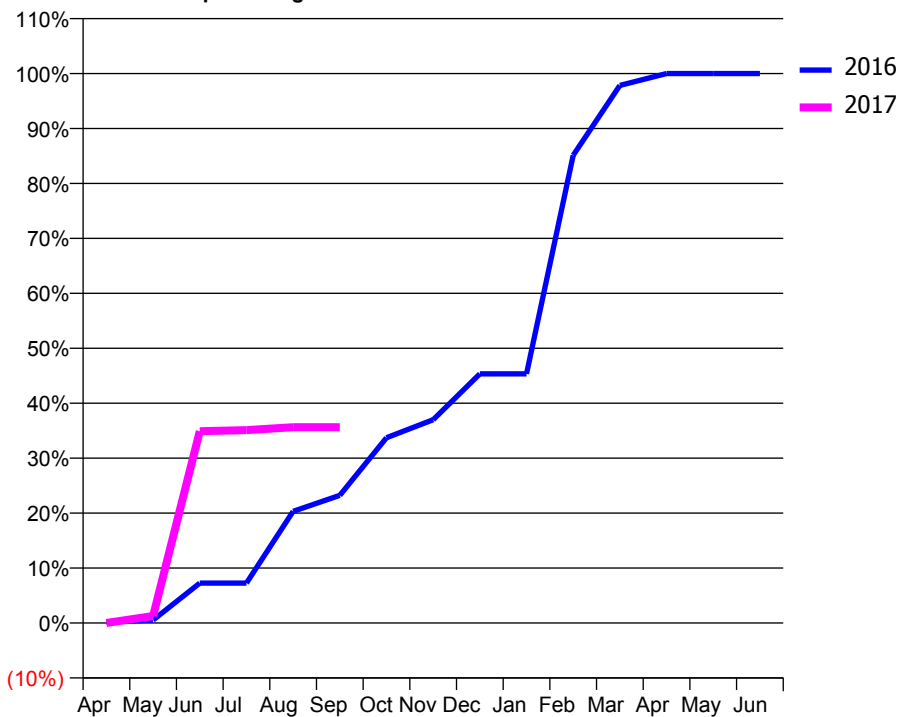
ACCESS*

Patients seen in 24 months	Total	Change since previous quarter
Quarter ending September 2015	132	
Quarter ending December 2015	120	↓
Quarter ending March 2016	127	↑
Quarter ending June 2016	165	↑
Quarter ending September 2016	123	↓
Variance since September 2015	(6.8%)	↓



ACTIVITY

Cumulative percentage of contracted UDA delivered 2016 & 2017



Month	Adjusted Scheduled Activity (UDA)	
	2016	2017
April	1	0
May	3	7
June	40	192
July	40	193
August	112	196
September	128	196
October	186	
November	204	
December	250	
January	250	
February	469	
March	539	
April	551	
May	551	
June	551	

QUALITY

	Quantity	Base Number	Contract	AT	Region	England
% of FP17s for the same patient ID Re-attending within 3 months - Children	0	23	0.0%	9.9%	11.8%	12.4%
% of FP17s for the same patient ID Re-attending within 3 months - Adults	2	43	4.7%	16.0%	17.1%	16.7%
% of FP17s for the same patient ID Re-attending between 3 & 9 months - Children	1	23	4.3%	45.4%	45.8%	57.4%
% of FP17s for the same patient ID Re-attending between 3 & 9 months - Adults	4	43	9.3%	37.0%	37.6%	50.5%
% of FP17s for Band 1 Urgent Courses	7	65	10.8%	11.0%	10.6%	9.1%
% of FP17s Relating to Free Repair or Replacements	2	65	3.1%	0.6%	0.6%	0.8%
% of FP17s Relating to Continuations	1	65	1.5%	0.7%	0.9%	1.3%
% of Patients satisfied with the dentistry they have received	0	0	N/A	90.9%	90.2%	93.2%
% of Patients satisfied with the time they had to wait for an appointment	0	0	N/A	83.8%	83.8%	89.0%

* This is based on patients treated on this contract for their most recent course of treatment. Figures in italics indicate the base number of FP17s or Patient Questionnaire responses are less than 100. N/A is shown where the base number of responses is less than 10 during the period. % is calculated as Quantity/Base number*100

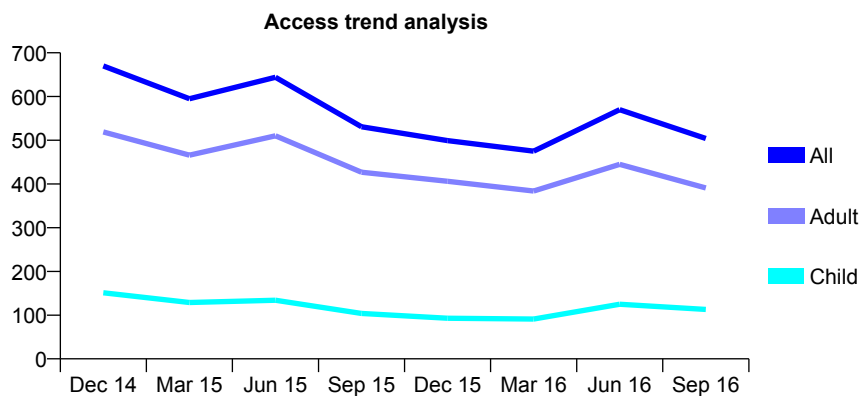
Q62 - Vital Signs At a Glance Contract Report for 134198/0002 - September 2016

Name or company name	A Vazir & E Vazir
Contract type name	GDS Contract
Purpose of contract	General
Contract start date	01/04/2010
Contract end date	

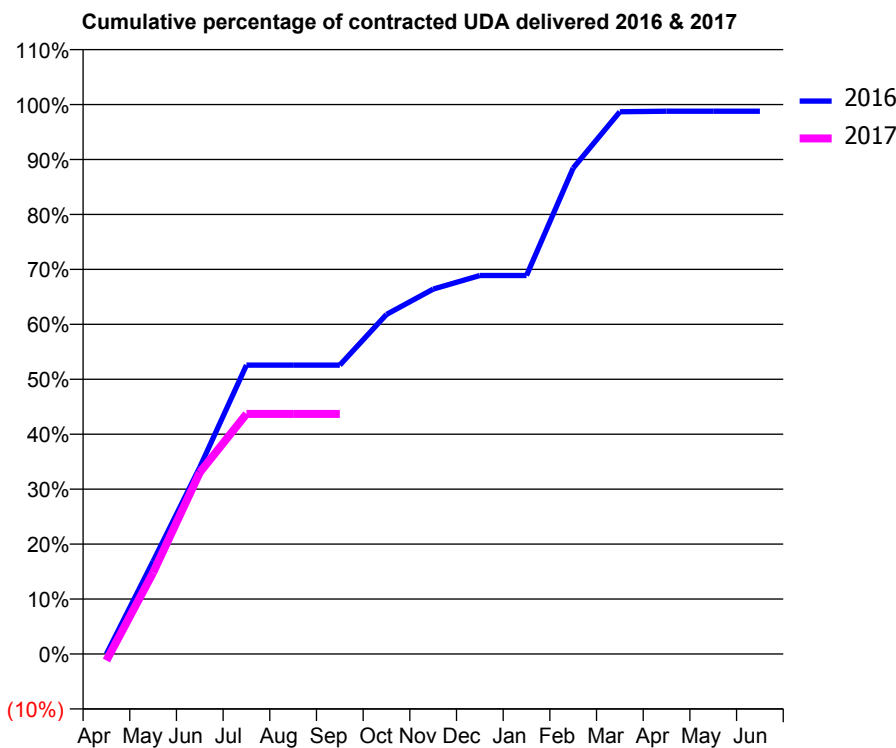
16/17 Contracted general activity (UDA)	2,327
Carry forward general activity (UDA)	28
16/17 Contracted orthodontic activity (UOA)	0
Carry forward orthodontic activity (UOA)	0
Baseline contract value	£76,203.32

ACCESS*

Patients seen in 24 months	Total	Change since previous quarter
Quarter ending September 2015	531	
Quarter ending December 2015	499	↓
Quarter ending March 2016	475	↓
Quarter ending June 2016	570	↑
Quarter ending September 2016	504	↓
Variance since September 2015	(5.1%)	↓



ACTIVITY



Month	Adjusted Scheduled Activity (UDA)	
	2016	2017
April	0	-28
May	393	345
June	791	769
July	1,224	1,017
August	1,224	1,017
September	1,224	1,017
October	1,438	
November	1,545	
December	1,603	
January	1,603	
February	2,058	
March	2,296	
April	2,299	
May	2,299	
June	2,299	

QUALITY

	Quantity	Base Number	Contract	AT	Region	England
% of FP17s for the same patient ID Re-attending within 3 months - Children	3	60	5.0%	9.9%	11.8%	12.4%
% of FP17s for the same patient ID Re-attending within 3 months - Adults	12	175	6.9%	16.0%	17.1%	16.7%
% of FP17s for the same patient ID Re-attending between 3 & 9 months - Children	3	60	5.0%	45.4%	45.8%	57.4%
% of FP17s for the same patient ID Re-attending between 3 & 9 months - Adults	17	175	9.7%	37.0%	37.6%	50.5%
% of FP17s for Band 1 Urgent Courses	24	233	10.3%	11.0%	10.6%	9.1%
% of FP17s Relating to Free Repair or Replacements	1	233	0.4%	0.6%	0.6%	0.8%
% of FP17s Relating to Continuations	1	233	0.4%	0.7%	0.9%	1.3%
% of Patients satisfied with the dentistry they have received	0	0	N/A	90.9%	90.2%	93.2%
% of Patients satisfied with the time they had to wait for an appointment	0	0	N/A	83.8%	83.8%	89.0%

* This is based on patients treated on this contract for their most recent course of treatment. Figures in italics indicate the base number of FP17s or Patient Questionnaire responses are less than 100. N/A is shown where the base number of responses is less than 10 during the period. % is calculated as Quantity/Base number*100

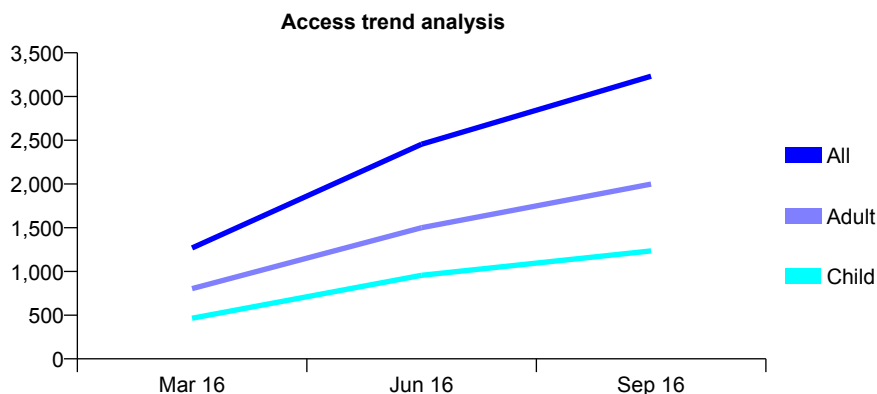
Q62 - Vital Signs At a Glance Contract Report for 134732/0001 - September 2016

Name or company name	SK Dental Staines Road Dental Practice Pa
Contract type name	GDS Contract
Purpose of contract	General
Contract start date	01/01/2016
Contract end date	

16/17 Contracted general activity (UDA)	16,423
Carry forward general activity (UDA)	0
16/17 Contracted orthodontic activity (UOA)	0
Carry forward orthodontic activity (UOA)	0
Baseline contract value	£503,419.18

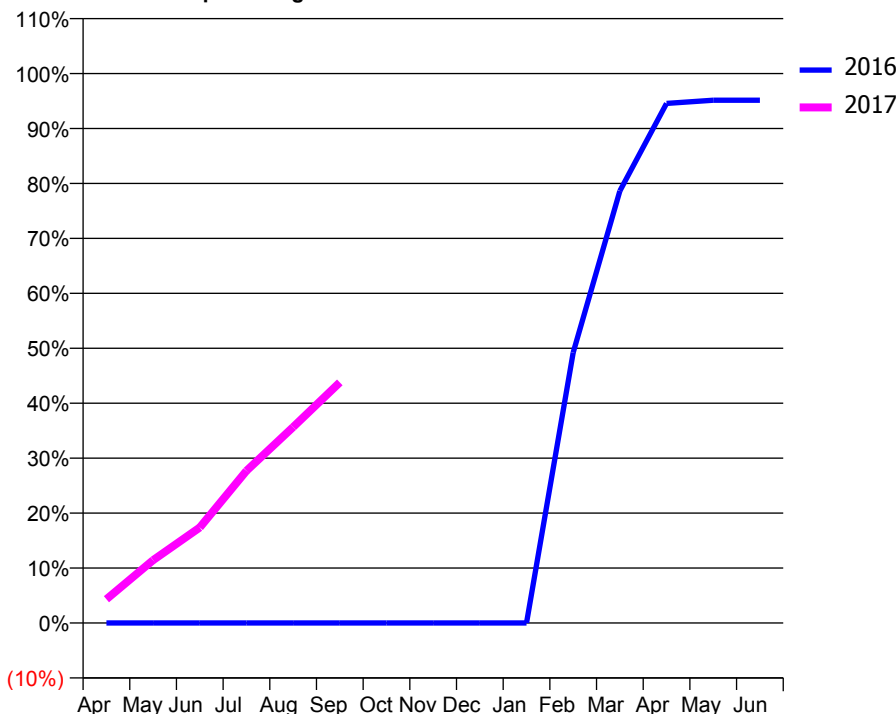
ACCESS*

Patients seen in 24 months	Total	Change since previous quarter
Quarter ending September 2015	0	
Quarter ending December 2015	0	
Quarter ending March 2016	1,268	
Quarter ending June 2016	2,455	↑
Quarter ending September 2016	3,232	↑
Variance since September 2015	N/A	



ACTIVITY

Cumulative percentage of contracted UDA delivered 2016 & 2017



Month	Adjusted Scheduled Activity (UDA)	
	2016	2017
April	0	711
May	0	1,877
June	0	2,854
July	0	4,550
August	0	5,857
September	0	7,190
October	0	
November	0	
December	0	
January	0	
February	2,021	
March	3,229	
April	3,882	
May	3,907	
June	3,907	

QUALITY

	Quantity	Base Number	Contract	AT	Region	England
% of FP17s for the same patient ID Re-attending within 3 months - Children	70	1,153	6.1%	9.9%	11.8%	12.4%
% of FP17s for the same patient ID Re-attending within 3 months - Adults	256	1,942	13.2%	16.0%	17.1%	16.7%
% of FP17s for the same patient ID Re-attending between 3 & 9 months - Children	197	1,153	17.1%	45.4%	45.8%	57.4%
% of FP17s for the same patient ID Re-attending between 3 & 9 months - Adults	337	1,942	17.4%	37.0%	37.6%	50.5%
% of FP17s for Band 1 Urgent Courses	192	2,846	6.7%	11.0%	10.6%	9.1%
% of FP17s Relating to Free Repair or Replacements	19	2,846	0.7%	0.6%	0.6%	0.8%
% of FP17s Relating to Continuations	60	2,846	2.1%	0.7%	0.9%	1.3%
% of Patients satisfied with the dentistry they have received	3	3	N/A	90.9%	90.2%	93.2%
% of Patients satisfied with the time they had to wait for an appointment	2	3	N/A	83.8%	83.8%	89.0%

* This is based on patients treated on this contract for their most recent course of treatment. Figures in italics indicate the base number of FP17s or Patient Questionnaire responses are less than 100. N/A is shown where the base number of responses is less than 10 during the period. % is calculated as Quantity/Base number*100

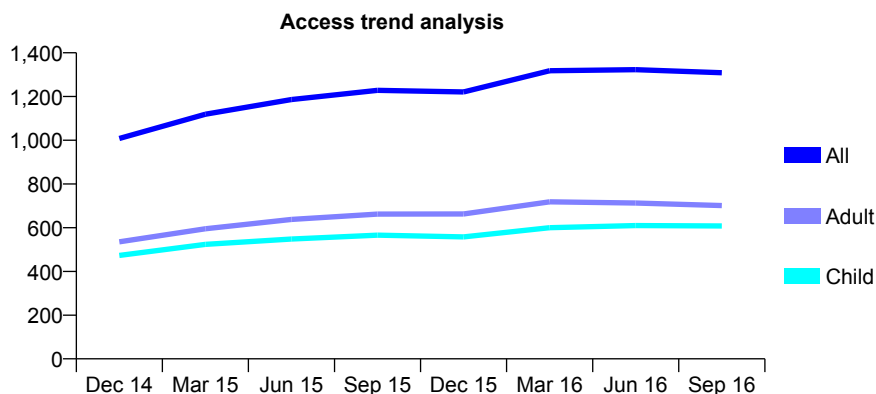
Q62 - Vital Signs At a Glance Contract Report for 135348/0001 - September 2016

Name or company name	Mr K. K. Kothary & Mr. P. Amin
Contract type name	PDS Contract
Purpose of contract	General
Contract start date	01/11/2013
Contract end date	31/03/2017

16/17 Contracted general activity (UDA)	8,498
Carry forward general activity (UDA)	0
16/17 Contracted orthodontic activity (UOA)	0
Carry forward orthodontic activity (UOA)	0
Baseline contract value	£221,150.09

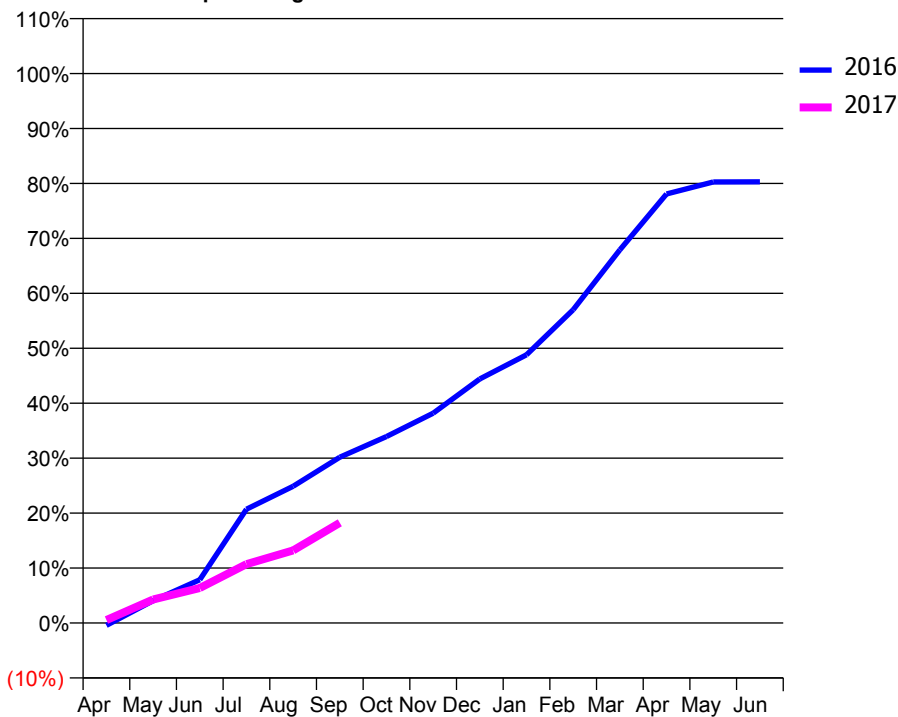
ACCESS*

Patients seen in 24 months	Total	Change since previous quarter
Quarter ending September 2015	1,228	
Quarter ending December 2015	1,221	→
Quarter ending March 2016	1,318	↑
Quarter ending June 2016	1,323	→
Quarter ending September 2016	1,309	↓
Variance since September 2015	6.6%	↑



ACTIVITY

Cumulative percentage of contracted UDA delivered 2016 & 2017



Adjusted Scheduled Activity (UDA)

Month	2016	2017
April	-38	46
May	345	365
June	669	541
July	1,759	910
August	2,114	1,123
September	2,564	1,549
October	2,884	
November	3,245	
December	3,775	
January	4,149	
February	4,845	
March	5,771	
April	6,636	
May	6,820	
June	6,823	

QUALITY

	Quantity	Base Number	Contract	AT	Region	England
% of FP17s for the same patient ID Re-attending within 3 months - Children	48	434	11.1%	9.9%	11.8%	12.4%
% of FP17s for the same patient ID Re-attending within 3 months - Adults	152	524	29.0%	16.0%	17.1%	16.7%
% of FP17s for the same patient ID Re-attending between 3 & 9 months - Children	215	434	49.5%	45.4%	45.8%	57.4%
% of FP17s for the same patient ID Re-attending between 3 & 9 months - Adults	217	524	41.4%	37.0%	37.6%	50.5%
% of FP17s for Band 1 Urgent Courses	76	429	17.7%	11.0%	10.6%	9.1%
% of FP17s Relating to Free Repair or Replacements	0	429	0.0%	0.6%	0.6%	0.8%
% of FP17s Relating to Continuations	5	429	1.2%	0.7%	0.9%	1.3%
% of Patients satisfied with the dentistry they have received	5	5	N/A	90.9%	90.2%	93.2%
% of Patients satisfied with the time they had to wait for an appointment	5	5	N/A	83.8%	83.8%	89.0%

* This is based on patients treated on this contract for their most recent course of treatment. Figures in italics indicate the base number of FP17s or Patient Questionnaire responses are less than 100. N/A is shown where the base number of responses is less than 10 during the period. % is calculated as Quantity/Base number*100

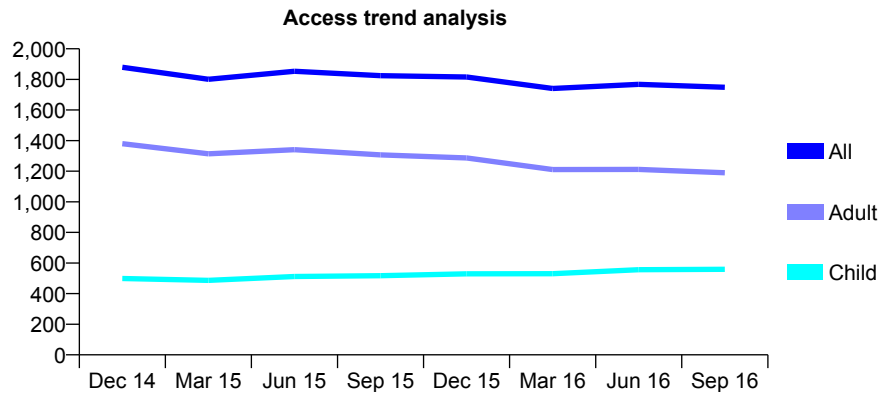
Q62 - Vital Signs At a Glance Contract Report for 136565/0001 - September 2016

Name or company name	Preeman Limited Smile For Life Dental Clin
Contract type name	GDS Contract
Purpose of contract	General
Contract start date	01/04/2011
Contract end date	

16/17 Contracted general activity (UDA)	6,500
Carry forward general activity (UDA)	-130
16/17 Contracted orthodontic activity (UOA)	0
Carry forward orthodontic activity (UOA)	0
Baseline contract value	£150,103.81

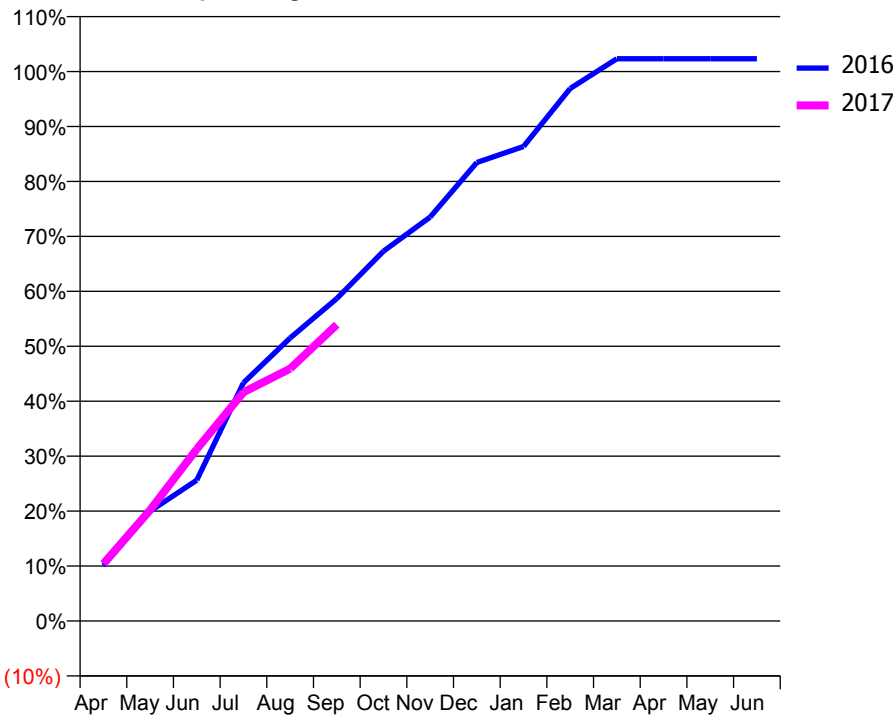
ACCESS*

Patients seen in 24 months	Total	Change since previous quarter
Quarter ending September 2015	1,824	
Quarter ending December 2015	1,816	→
Quarter ending March 2016	1,741	↓
Quarter ending June 2016	1,768	→
Quarter ending September 2016	1,749	↓
Variance since September 2015	(4.1%)	↓



ACTIVITY

Cumulative percentage of contracted UDA delivered 2016 & 2017



Month	Adjusted Scheduled Activity (UDA)	
	2016	2017
April	655	678
May	1,300	1,313
June	1,666	2,034
July	2,817	2,705
August	3,348	2,986
September	3,814	3,505
October	4,375	
November	4,778	
December	5,423	
January	5,613	
February	6,299	
March	6,650	
April	6,650	
May	6,650	
June	6,650	

QUALITY

	Quantity	Base Number	Contract	AT	Region	England
% of FP17s for the same patient ID Re-attending within 3 months - Children	27	372	7.3%	9.9%	11.8%	12.4%
% of FP17s for the same patient ID Re-attending within 3 months - Adults	60	644	9.3%	16.0%	17.1%	16.7%
% of FP17s for the same patient ID Re-attending between 3 & 9 months - Children	175	372	47.0%	45.4%	45.8%	57.4%
% of FP17s for the same patient ID Re-attending between 3 & 9 months - Adults	246	644	38.2%	37.0%	37.6%	50.5%
% of FP17s for Band 1 Urgent Courses	36	1,016	3.5%	11.0%	10.6%	9.1%
% of FP17s Relating to Free Repair or Replacements	0	1,016	0.0%	0.6%	0.6%	0.8%
% of FP17s Relating to Continuations	14	1,016	1.4%	0.7%	0.9%	1.3%
% of Patients satisfied with the dentistry they have received	0	0	N/A	90.9%	90.2%	93.2%
% of Patients satisfied with the time they had to wait for an appointment	0	0	N/A	83.8%	83.8%	89.0%

* This is based on patients treated on this contract for their most recent course of treatment. Figures in italics indicate the base number of FP17s or Patient Questionnaire responses are less than 100. N/A is shown where the base number of responses is less than 10 during the period. % is calculated as Quantity/Base number*100

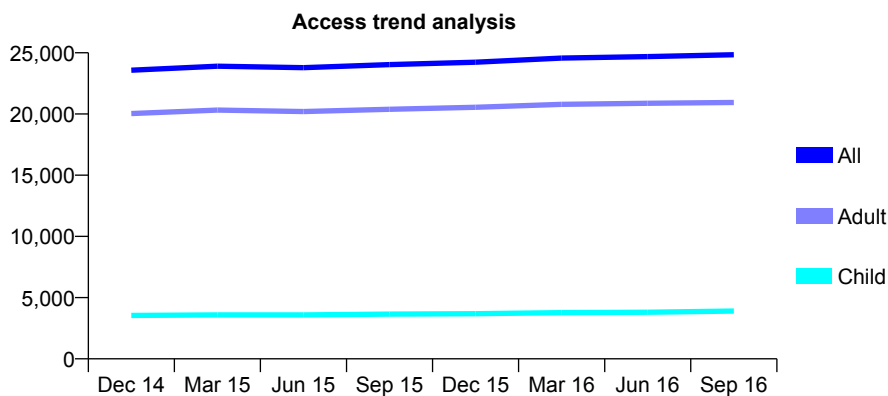
Q62 - Vital Signs At a Glance Contract Report for 138266/0001 - September 2016

Name or company name	Tooth and Mouth Limited
Contract type name	GDS Contract
Purpose of contract	General
Contract start date	01/04/2008
Contract end date	

16/17 Contracted general activity (UDA)	70,150
Carry forward general activity (UDA)	508
16/17 Contracted orthodontic activity (UOA)	0
Carry forward orthodontic activity (UOA)	0
Baseline contract value	£2,231,618.71

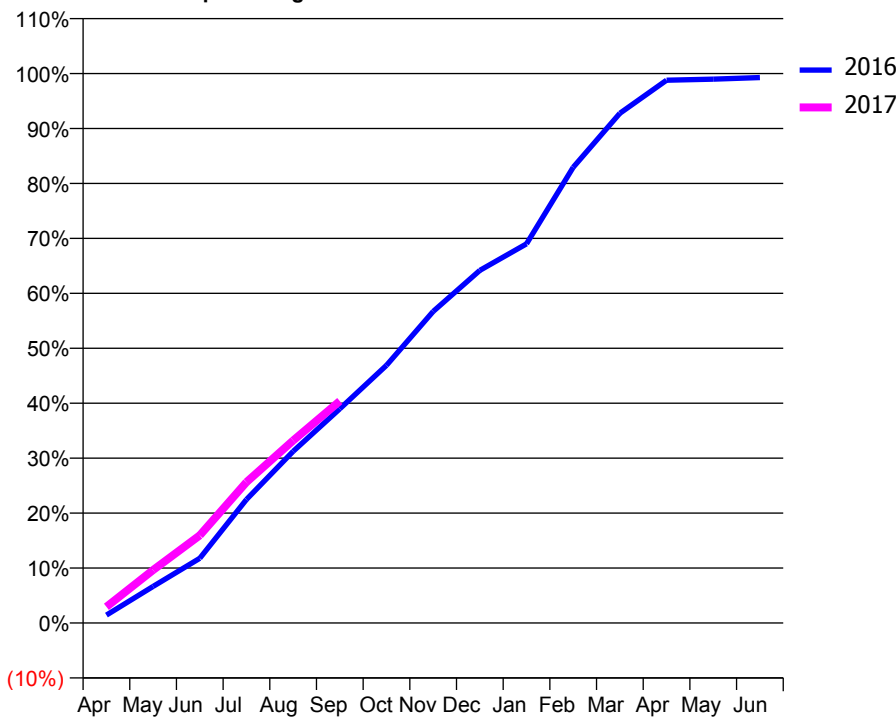
ACCESS*

Patients seen in 24 months	Total	Change since previous quarter
Quarter ending September 2015	24,040	
Quarter ending December 2015	24,237	→
Quarter ending March 2016	24,571	→
Quarter ending June 2016	24,691	→
Quarter ending September 2016	24,847	→
Variance since September 2015	3.4%	↑



ACTIVITY

Cumulative percentage of contracted UDA delivered 2016 & 2017



Adjusted Scheduled Activity (UDA)

Month	2016	2017
April	1,010	2,075
May	4,672	6,770
June	8,269	11,185
July	15,769	17,982
August	21,916	23,293
September	27,343	28,342
October	32,899	
November	39,769	
December	45,016	
January	48,406	
February	58,184	
March	65,072	
April	69,294	
May	69,431	
June	69,642	

QUALITY

	Quantity	Base Number	Contract	AT	Region	England
% of FP17s for the same patient ID Re-attending within 3 months - Children	167	2,527	6.6%	9.9%	11.8%	12.4%
% of FP17s for the same patient ID Re-attending within 3 months - Adults	1,506	10,497	14.3%	16.0%	17.1%	16.7%
% of FP17s for the same patient ID Re-attending between 3 & 9 months - Children	1,319	2,527	52.2%	45.4%	45.8%	57.4%
% of FP17s for the same patient ID Re-attending between 3 & 9 months - Adults	3,109	10,497	29.6%	37.0%	37.6%	50.5%
% of FP17s for Band 1 Urgent Courses	1,543	11,667	13.2%	11.0%	10.6%	9.1%
% of FP17s Relating to Free Repair or Replacements	76	11,667	0.7%	0.6%	0.6%	0.8%
% of FP17s Relating to Continuations	51	11,667	0.4%	0.7%	0.9%	1.3%
% of Patients satisfied with the dentistry they have received	20	21	95.2%	90.9%	90.2%	93.2%
% of Patients satisfied with the time they had to wait for an appointment	18	21	85.7%	83.8%	83.8%	89.0%

* This is based on patients treated on this contract for their most recent course of treatment. Figures in italics indicate the base number of FP17s or Patient Questionnaire responses are less than 100. N/A is shown where the base number of responses is less than 10 during the period. % is calculated as Quantity/Base number*100

Q62 - Vital Signs At a Glance Contract Report for 138266/0003 - September 2016

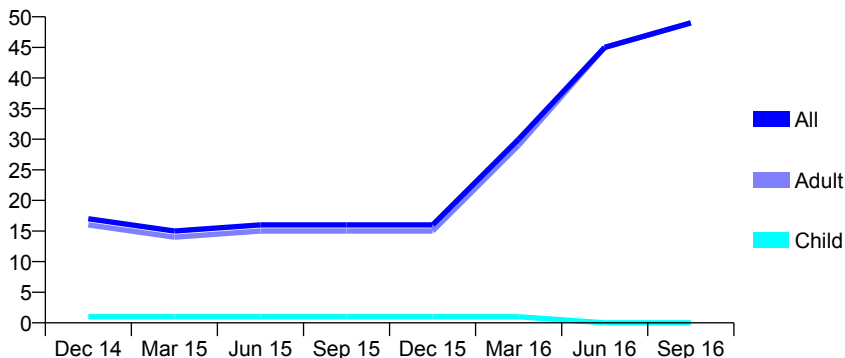
Name or company name	Tooth and Mouth Limited
Contract type name	PDS Contract
Purpose of contract	General
Contract start date	01/04/2009
Contract end date	

16/17 Contracted general activity (UDA)	200
Carry forward general activity (UDA)	0
16/17 Contracted orthodontic activity (UOA)	0
Carry forward orthodontic activity (UOA)	0
Baseline contract value	£25,739.78

ACCESS*

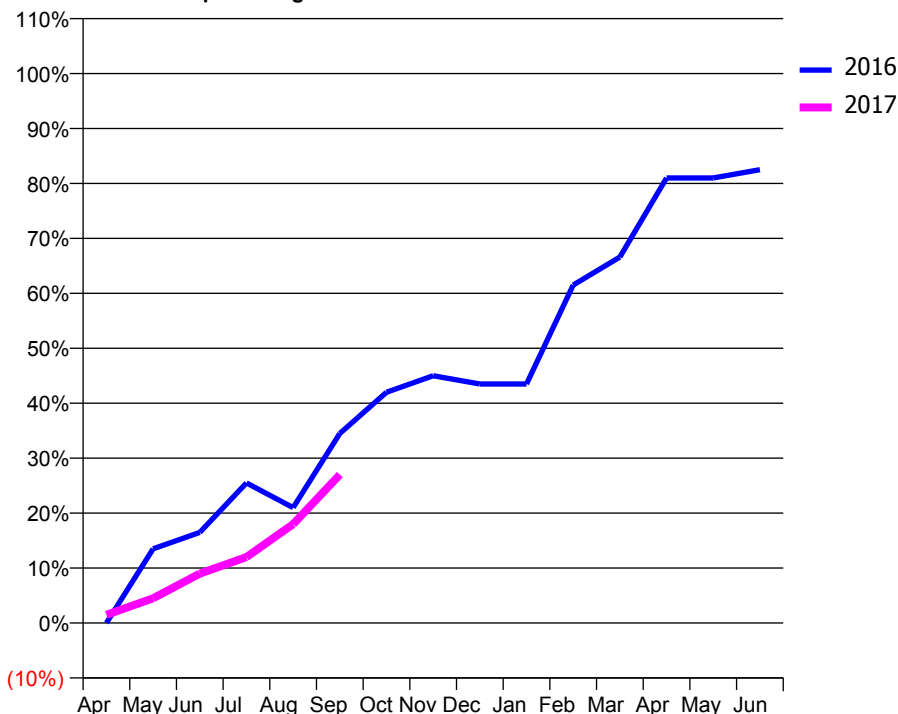
Patients seen in 24 months	Total	Change since previous quarter
Quarter ending September 2015	16	
Quarter ending December 2015	16	→
Quarter ending March 2016	30	↑
Quarter ending June 2016	45	↑
Quarter ending September 2016	49	↑
Variance since September 2015	206.3%	↑

Access trend analysis



ACTIVITY

Cumulative percentage of contracted UDA delivered 2016 & 2017



Month	Adjusted Scheduled Activity (UDA)	
	2016	2017
April	0	3
May	27	9
June	33	18
July	51	24
August	42	36
September	69	54
October	84	
November	90	
December	87	
January	87	
February	123	
March	133	
April	162	
May	162	
June	165	

QUALITY

	Quantity	Base Number	Contract	AT	Region	England
% of FP17s for the same patient ID Re-attending within 3 months - Children	0	0	N/A	9.9%	11.8%	12.4%
% of FP17s for the same patient ID Re-attending within 3 months - Adults	0	27	0.0%	16.0%	17.1%	16.7%
% of FP17s for the same patient ID Re-attending between 3 & 9 months - Children	0	0	N/A	45.4%	45.8%	57.4%
% of FP17s for the same patient ID Re-attending between 3 & 9 months - Adults	0	27	0.0%	37.0%	37.6%	50.5%
% of FP17s for Band 1 Urgent Courses	0	19	0.0%	11.0%	10.6%	9.1%
% of FP17s Relating to Free Repair or Replacements	0	19	0.0%	0.6%	0.6%	0.8%
% of FP17s Relating to Continuations	0	19	0.0%	0.7%	0.9%	1.3%
% of Patients satisfied with the dentistry they have received	0	0	N/A	90.9%	90.2%	93.2%
% of Patients satisfied with the time they had to wait for an appointment	0	0	N/A	83.8%	83.8%	89.0%

* This is based on patients treated on this contract for their most recent course of treatment. Figures in italics indicate the base number of FP17s or Patient Questionnaire responses are less than 100. N/A is shown where the base number of responses is less than 10 during the period. % is calculated as Quantity/Base number*100

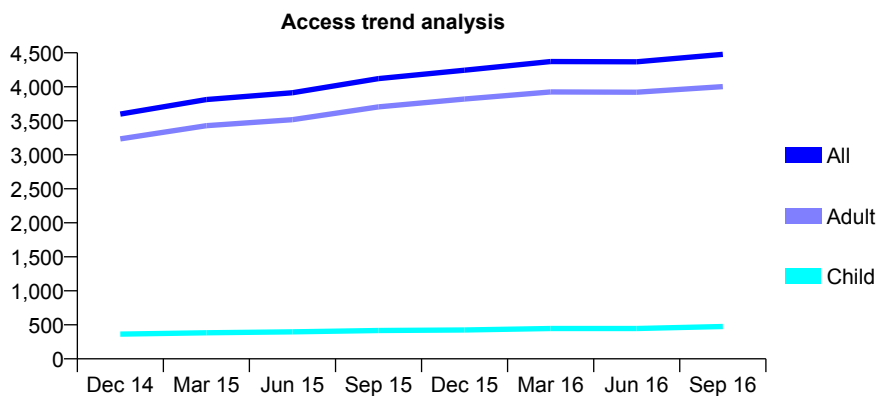
Q62 - Vital Signs At a Glance Contract Report for 138266/0005 - September 2016

Name or company name	Tooth and Mouth Limited
Contract type name	PDS Plus Contract
Purpose of contract	General
Contract start date	19/12/2011
Contract end date	18/12/2016

16/17 Contracted general activity (UDA)	10,368
Carry forward general activity (UDA)	0
16/17 Contracted orthodontic activity (UOA)	0
Carry forward orthodontic activity (UOA)	0
Baseline contract value	£130,502.38

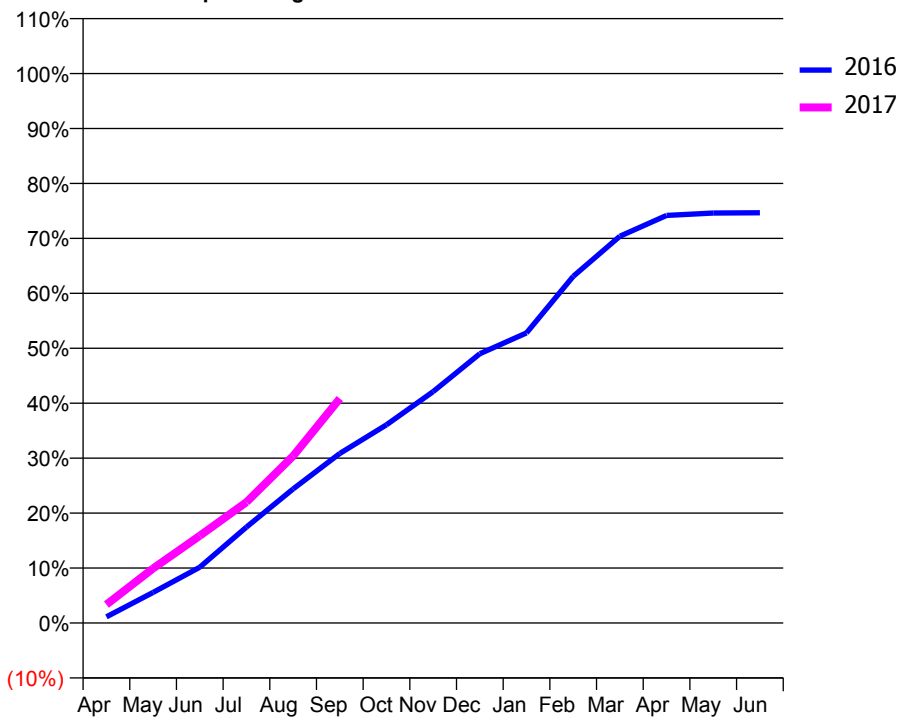
ACCESS*

Patients seen in 24 months	Total	Change since previous quarter
Quarter ending September 2015	4,120	
Quarter ending December 2015	4,244	↑
Quarter ending March 2016	4,371	↑
Quarter ending June 2016	4,367	→
Quarter ending September 2016	4,477	↑
Variance since September 2015	8.7%	↑



ACTIVITY

Cumulative percentage of contracted UDA delivered 2016 & 2017



Month	Adjusted Scheduled Activity (UDA)	
	2016	2017
April	163	348
May	809	1,031
June	1,473	1,647
July	2,532	2,280
August	3,539	3,151
September	4,473	4,235
October	5,231	
November	6,107	
December	7,106	
January	7,655	
February	9,147	
March	10,208	
April	10,754	
May	10,819	
June	10,826	

QUALITY

	Quantity	Base Number	Contract	AT	Region	England
% of FP17s for the same patient ID Re-attending within 3 months - Children	13	260	5.0%	9.9%	11.8%	12.4%
% of FP17s for the same patient ID Re-attending within 3 months - Adults	201	1,784	11.3%	16.0%	17.1%	16.7%
% of FP17s for the same patient ID Re-attending between 3 & 9 months - Children	112	260	43.1%	45.4%	45.8%	57.4%
% of FP17s for the same patient ID Re-attending between 3 & 9 months - Adults	427	1,784	23.9%	37.0%	37.6%	50.5%
% of FP17s for Band 1 Urgent Courses	349	1,811	19.3%	11.0%	10.6%	9.1%
% of FP17s Relating to Free Repair or Replacements	1	1,811	0.1%	0.6%	0.6%	0.8%
% of FP17s Relating to Continuations	1	1,811	0.1%	0.7%	0.9%	1.3%
% of Patients satisfied with the dentistry they have received	13	15	86.7%	90.9%	90.2%	93.2%
% of Patients satisfied with the time they had to wait for an appointment	10	15	66.7%	83.8%	83.8%	89.0%

* This is based on patients treated on this contract for their most recent course of treatment. Figures in italics indicate the base number of FP17s or Patient Questionnaire responses are less than 100. N/A is shown where the base number of responses is less than 10 during the period. % is calculated as Quantity/Base number*100

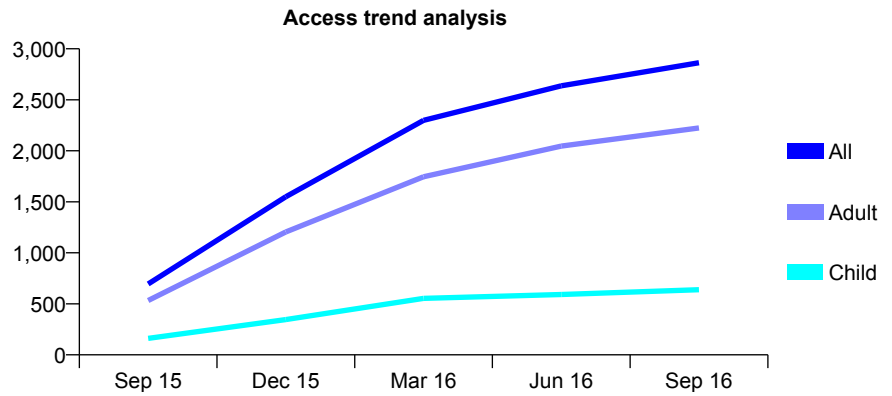
Q62 - Vital Signs At a Glance Contract Report for 141771/0001 - September 2016

Name or company name	Armytage Dental Practice
Contract type name	GDS Contract
Purpose of contract	General
Contract start date	01/07/2015
Contract end date	

16/17 Contracted general activity (UDA)	11,529
Carry forward general activity (UDA)	71
16/17 Contracted orthodontic activity (UOA)	0
Carry forward orthodontic activity (UOA)	0
Baseline contract value	£343,268.15

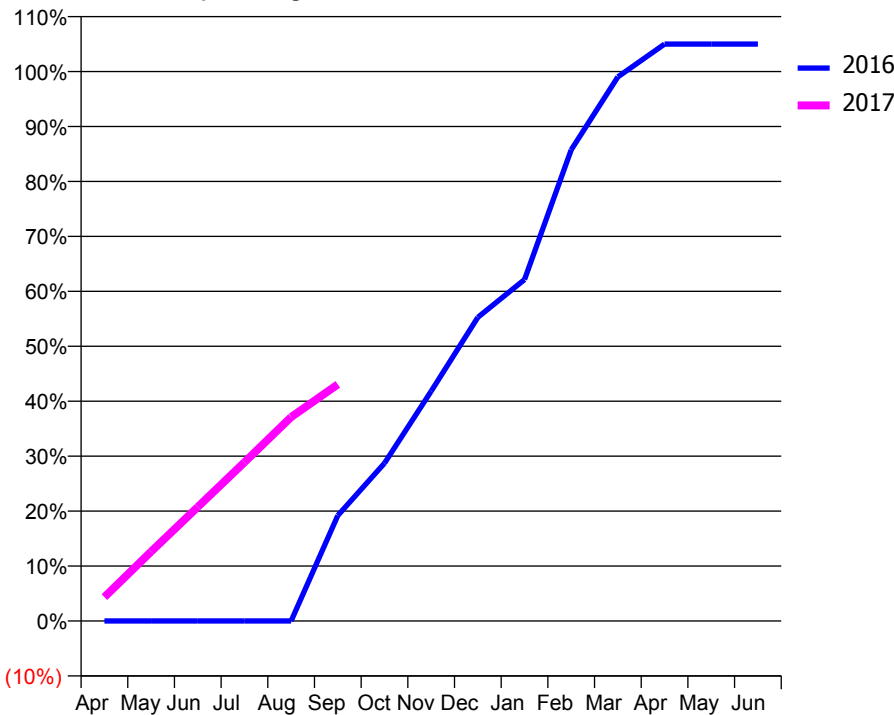
ACCESS*

Patients seen in 24 months	Total	Change since previous quarter
Quarter ending September 2015	695	
Quarter ending December 2015	1,550	↑
Quarter ending March 2016	2,299	↑
Quarter ending June 2016	2,637	↑
Quarter ending September 2016	2,863	↑
Variance since September 2015	311.9%	↑



ACTIVITY

Cumulative percentage of contracted UDA delivered 2016 & 2017



Month	Adjusted Scheduled Activity (UDA)	
	2016	2017
April	0	501
May	0	1,457
June	0	2,394
July	0	3,330
August	0	4,280
September	1,661	4,965
October	2,483	
November	3,616	
December	4,778	
January	5,373	
February	7,415	
March	8,561	
April	9,079	
May	9,079	
June	9,079	

QUALITY

	Quantity	Base Number	Contract	AT	Region	England
% of FP17s for the same patient ID Re-attending within 3 months - Children	24	371	6.5%	9.9%	11.8%	12.4%
% of FP17s for the same patient ID Re-attending within 3 months - Adults	140	1,213	11.5%	16.0%	17.1%	16.7%
% of FP17s for the same patient ID Re-attending between 3 & 9 months - Children	174	371	46.9%	45.4%	45.8%	57.4%
% of FP17s for the same patient ID Re-attending between 3 & 9 months - Adults	423	1,213	34.9%	37.0%	37.6%	50.5%
% of FP17s for Band 1 Urgent Courses	122	1,441	8.5%	11.0%	10.6%	9.1%
% of FP17s Relating to Free Repair or Replacements	25	1,441	1.7%	0.6%	0.6%	0.8%
% of FP17s Relating to Continuations	26	1,441	1.8%	0.7%	0.9%	1.3%
% of Patients satisfied with the dentistry they have received	5	5	N/A	90.9%	90.2%	93.2%
% of Patients satisfied with the time they had to wait for an appointment	3	5	N/A	83.8%	83.8%	89.0%

* This is based on patients treated on this contract for their most recent course of treatment. Figures in italics indicate the base number of FP17s or Patient Questionnaire responses are less than 100. N/A is shown where the base number of responses is less than 10 during the period. % is calculated as Quantity/Base number*100

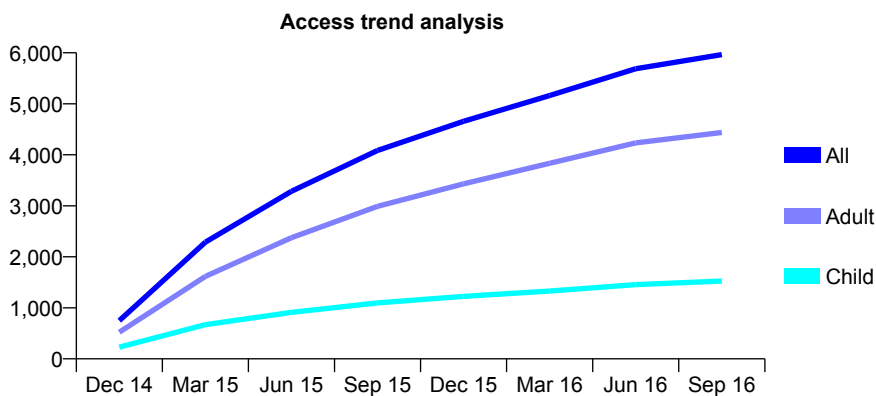
Q62 - Vital Signs At a Glance Contract Report for 142042/0001 - September 2016

Name or company name	Dr M Patel and Dr S Patel
Contract type name	GDS Contract
Purpose of contract	General
Contract start date	31/10/2014
Contract end date	

16/17 Contracted general activity (UDA)	16,272
Carry forward general activity (UDA)	-315
16/17 Contracted orthodontic activity (UOA)	0
Carry forward orthodontic activity (UOA)	0
Baseline contract value	£460,767.44

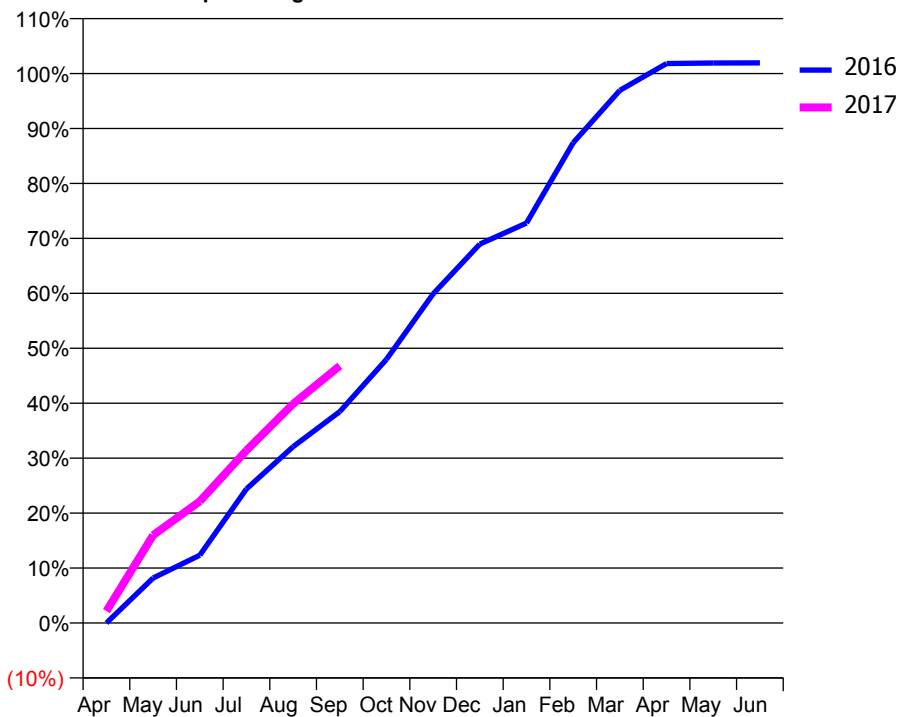
ACCESS*

Patients seen in 24 months	Total	Change since previous quarter
Quarter ending September 2015	4,086	
Quarter ending December 2015	4,658	↑
Quarter ending March 2016	5,163	↑
Quarter ending June 2016	5,687	↑
Quarter ending September 2016	5,965	↑
Variance since September 2015	46.0%	↑



ACTIVITY

Cumulative percentage of contracted UDA delivered 2016 & 2017



Month	Adjusted Scheduled Activity (UDA)	
	2016	2017
April	3	352
May	1,331	2,599
June	2,009	3,601
July	3,971	5,113
August	5,221	6,491
September	6,260	7,616
October	7,810	
November	9,747	
December	11,219	
January	11,844	
February	14,222	
March	15,774	
April	16,566	
May	16,581	
June	16,586	

QUALITY

	Quantity	Base Number	Contract	AT	Region	England
% of FP17s for the same patient ID Re-attending within 3 months - Children	56	1,015	5.5%	9.9%	11.8%	12.4%
% of FP17s for the same patient ID Re-attending within 3 months - Adults	293	2,516	11.6%	16.0%	17.1%	16.7%
% of FP17s for the same patient ID Re-attending between 3 & 9 months - Children	518	1,015	51.0%	45.4%	45.8%	57.4%
% of FP17s for the same patient ID Re-attending between 3 & 9 months - Adults	1,060	2,516	42.1%	37.0%	37.6%	50.5%
% of FP17s for Band 1 Urgent Courses	350	3,207	10.9%	11.0%	10.6%	9.1%
% of FP17s Relating to Free Repair or Replacements	19	3,207	0.6%	0.6%	0.6%	0.8%
% of FP17s Relating to Continuations	6	3,207	0.2%	0.7%	0.9%	1.3%
% of Patients satisfied with the dentistry they have received	0	0	N/A	90.9%	90.2%	93.2%
% of Patients satisfied with the time they had to wait for an appointment	0	0	N/A	83.8%	83.8%	89.0%

* This is based on patients treated on this contract for their most recent course of treatment. Figures in italics indicate the base number of FP17s or Patient Questionnaire responses are less than 100. N/A is shown where the base number of responses is less than 10 during the period. % is calculated as Quantity/Base number*100

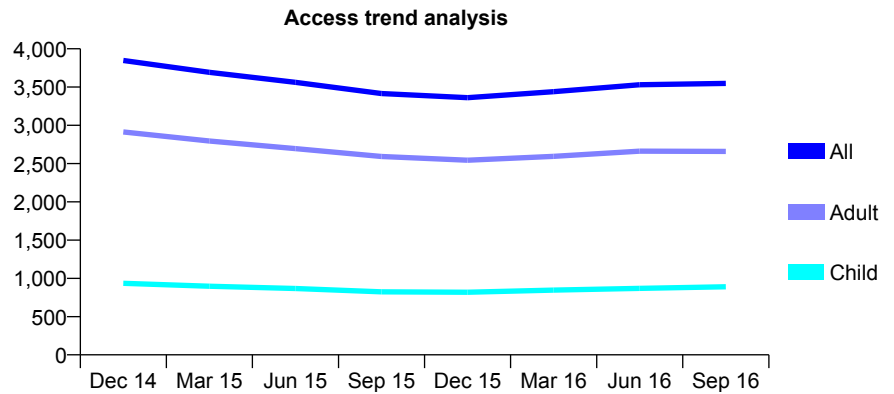
Q62 - Vital Signs At a Glance Contract Report for 142468/0001 - September 2016

Name or company name	Hill View Dental Practice Limited
Contract type name	GDS Contract
Purpose of contract	General
Contract start date	09/06/2010
Contract end date	

16/17 Contracted general activity (UDA)	12,029
Carry forward general activity (UDA)	-96
16/17 Contracted orthodontic activity (UOA)	0
Carry forward orthodontic activity (UOA)	0
Baseline contract value	£309,909.44

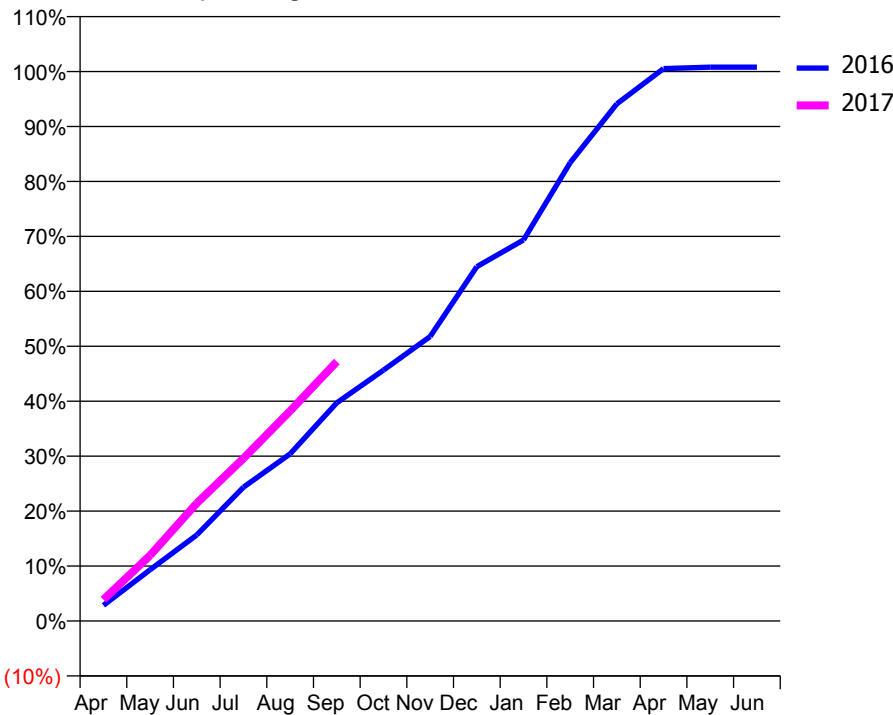
ACCESS*

Patients seen in 24 months	Total	Change since previous quarter
Quarter ending September 2015	3,416	
Quarter ending December 2015	3,362	↓
Quarter ending March 2016	3,440	↑
Quarter ending June 2016	3,531	↑
Quarter ending September 2016	3,548	→
Variance since September 2015	3.9%	↑



ACTIVITY

Cumulative percentage of contracted UDA delivered 2016 & 2017



Month	Adjusted Scheduled Activity (UDA)	
	2016	2017
April	342	468
May	1,123	1,438
June	1,885	2,579
July	2,930	3,560
August	3,660	4,598
September	4,776	5,679
October	5,491	
November	6,229	
December	7,757	
January	8,341	
February	10,034	
March	11,322	
April	12,092	
May	12,125	
June	12,125	

QUALITY

	Quantity	Base Number	Contract	AT	Region	England
% of FP17s for the same patient ID Re-attending within 3 months - Children	43	731	5.9%	9.9%	11.8%	12.4%
% of FP17s for the same patient ID Re-attending within 3 months - Adults	303	2,174	13.9%	16.0%	17.1%	16.7%
% of FP17s for the same patient ID Re-attending between 3 & 9 months - Children	452	731	61.8%	45.4%	45.8%	57.4%
% of FP17s for the same patient ID Re-attending between 3 & 9 months - Adults	1,367	2,174	62.9%	37.0%	37.6%	50.5%
% of FP17s for Band 1 Urgent Courses	231	2,593	8.9%	11.0%	10.6%	9.1%
% of FP17s Relating to Free Repair or Replacements	9	2,593	0.3%	0.6%	0.6%	0.8%
% of FP17s Relating to Continuations	6	2,593	0.2%	0.7%	0.9%	1.3%
% of Patients satisfied with the dentistry they have received	5	5	N/A	90.9%	90.2%	93.2%
% of Patients satisfied with the time they had to wait for an appointment	5	5	N/A	83.8%	83.8%	89.0%

* This is based on patients treated on this contract for their most recent course of treatment. Figures in italics indicate the base number of FP17s or Patient Questionnaire responses are less than 100. N/A is shown where the base number of responses is less than 10 during the period. % is calculated as Quantity/Base number*100

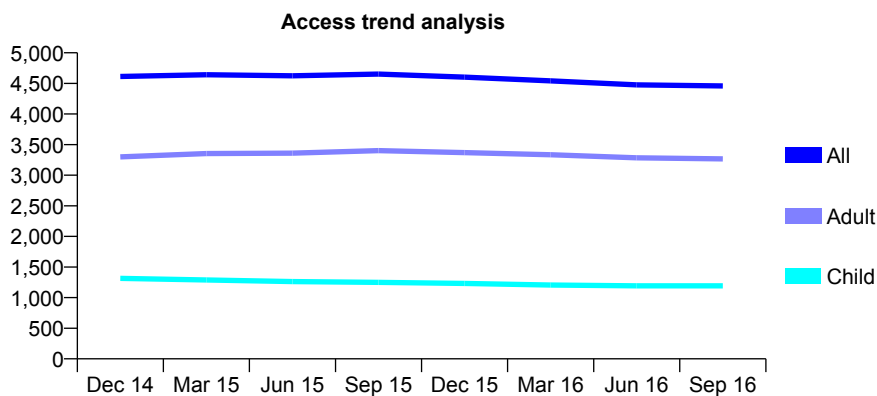
Q62 - Vital Signs At a Glance Contract Report for 142964/0001 - September 2016

Name or company name	The Bush Dental Clinic
Contract type name	GDS Contract
Purpose of contract	General
Contract start date	01/04/2011
Contract end date	

16/17 Contracted general activity (UDA)	12,840
Carry forward general activity (UDA)	-179
16/17 Contracted orthodontic activity (UOA)	0
Carry forward orthodontic activity (UOA)	0
Baseline contract value	£448,026.43

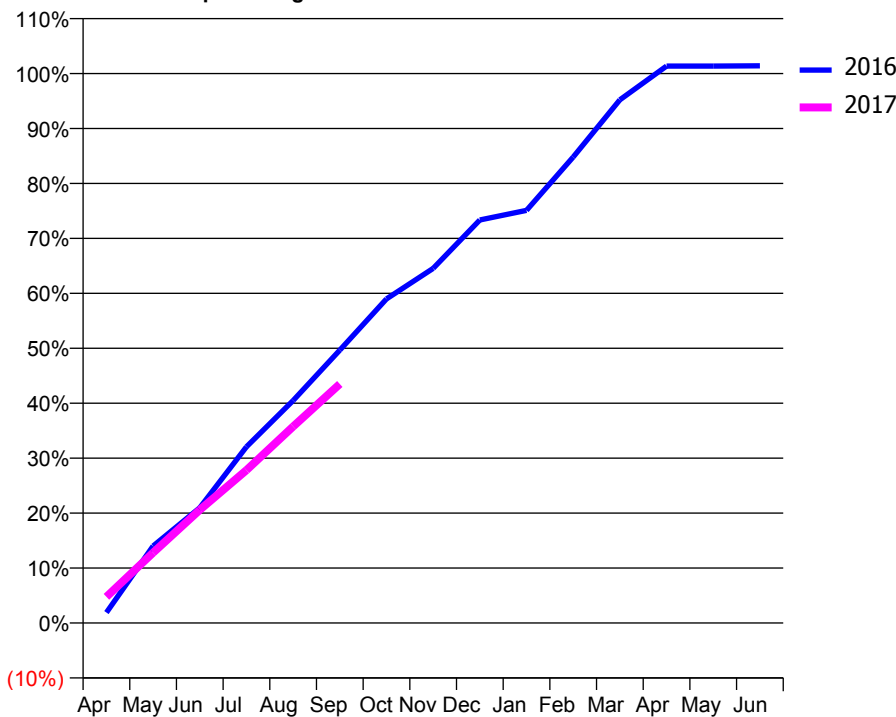
ACCESS*

Patients seen in 24 months	Total	Change since previous quarter
Quarter ending September 2015	4,652	
Quarter ending December 2015	4,602	↓
Quarter ending March 2016	4,541	↓
Quarter ending June 2016	4,477	↓
Quarter ending September 2016	4,459	→
Variance since September 2015	(4.1%)	↓



ACTIVITY

Cumulative percentage of contracted UDA delivered 2016 & 2017



Adjusted Scheduled Activity (UDA)

Month	2016	2017
April	244	613
May	1,801	1,645
June	2,692	2,643
July	4,119	3,573
August	5,199	4,590
September	6,376	5,584
October	7,574	
November	8,287	
December	9,419	
January	9,643	
February	10,888	
March	12,227	
April	13,013	
May	13,015	
June	13,019	

QUALITY

	Quantity	Base Number	Contract	AT	Region	England
% of FP17s for the same patient ID Re-attending within 3 months - Children	82	982	8.4%	9.9%	11.8%	12.4%
% of FP17s for the same patient ID Re-attending within 3 months - Adults	306	2,157	14.2%	16.0%	17.1%	16.7%
% of FP17s for the same patient ID Re-attending between 3 & 9 months - Children	591	982	60.2%	45.4%	45.8%	57.4%
% of FP17s for the same patient ID Re-attending between 3 & 9 months - Adults	1,044	2,157	48.4%	37.0%	37.6%	50.5%
% of FP17s for Band 1 Urgent Courses	256	2,788	9.2%	11.0%	10.6%	9.1%
% of FP17s Relating to Free Repair or Replacements	8	2,788	0.3%	0.6%	0.6%	0.8%
% of FP17s Relating to Continuations	9	2,788	0.3%	0.7%	0.9%	1.3%
% of Patients satisfied with the dentistry they have received	4	4	N/A	90.9%	90.2%	93.2%
% of Patients satisfied with the time they had to wait for an appointment	4	4	N/A	83.8%	83.8%	89.0%

* This is based on patients treated on this contract for their most recent course of treatment. Figures in italics indicate the base number of FP17s or Patient Questionnaire responses are less than 100. N/A is shown where the base number of responses is less than 10 during the period. % is calculated as Quantity/Base number*100

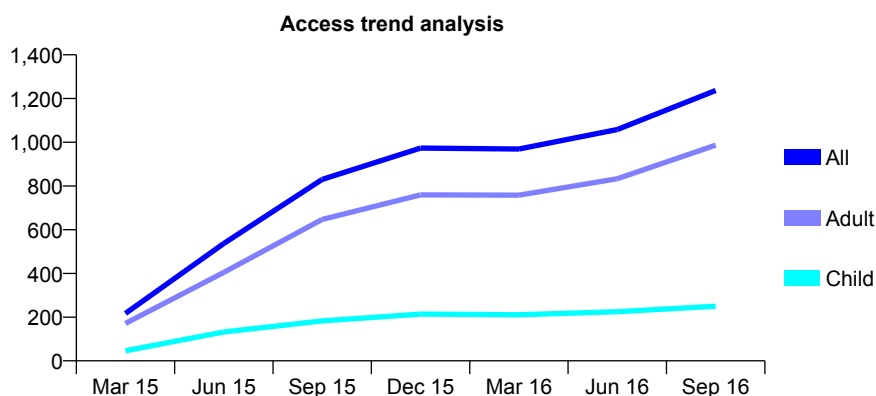
Q62 - Vital Signs At a Glance Contract Report for 143774/0001 - September 2016

Name or company name	Dr J Jeyaseelan & Dr A Thanki
Contract type name	GDS Contract
Purpose of contract	General
Contract start date	01/12/2014
Contract end date	

16/17 Contracted general activity (UDA)	3,957
Carry forward general activity (UDA)	-79
16/17 Contracted orthodontic activity (UOA)	0
Carry forward orthodontic activity (UOA)	0
Baseline contract value	£121,719.87

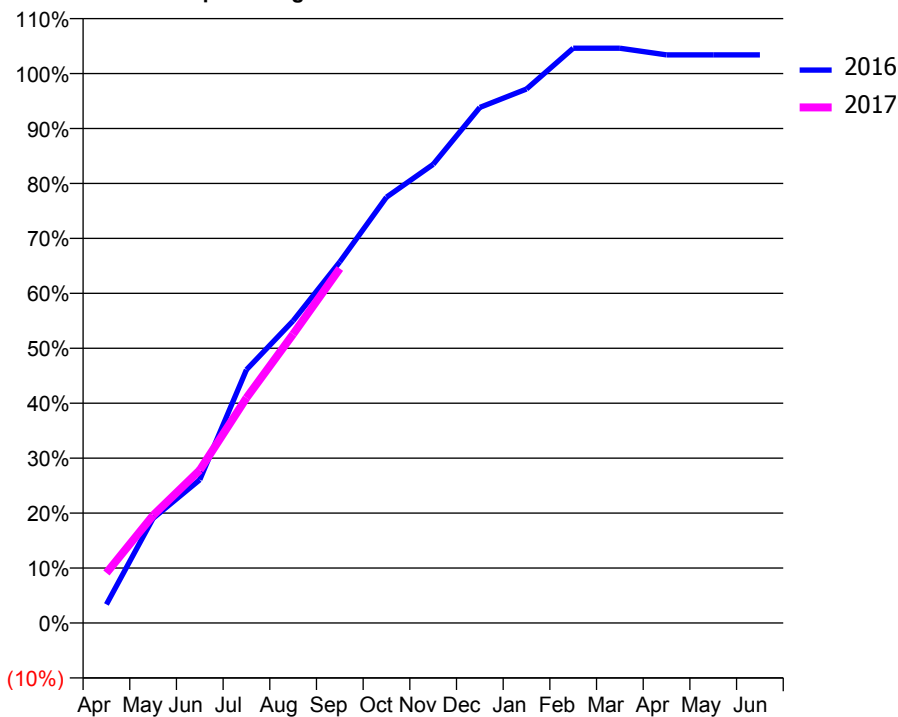
ACCESS*

Patients seen in 24 months	Total	Change since previous quarter
Quarter ending September 2015	830	
Quarter ending December 2015	973	↑
Quarter ending March 2016	969	→
Quarter ending June 2016	1,058	↑
Quarter ending September 2016	1,237	↑
Variance since September 2015	49.0%	↑



ACTIVITY

Cumulative percentage of contracted UDA delivered 2016 & 2017



Month	Adjusted Scheduled Activity (UDA)	
	2016	2017
April	134	360
May	754	776
June	1,032	1,101
July	1,824	1,621
August	2,177	2,081
September	2,601	2,553
October	3,067	
November	3,303	
December	3,713	
January	3,845	
February	4,139	
March	4,139	
April	4,091	
May	4,091	
June	4,091	

QUALITY

	Quantity	Base Number	Contract	AT	Region	England
% of FP17s for the same patient ID Re-attending within 3 months - Children	7	155	4.5%	9.9%	11.8%	12.4%
% of FP17s for the same patient ID Re-attending within 3 months - Adults	48	520	9.2%	16.0%	17.1%	16.7%
% of FP17s for the same patient ID Re-attending between 3 & 9 months - Children	41	155	26.5%	45.4%	45.8%	57.4%
% of FP17s for the same patient ID Re-attending between 3 & 9 months - Adults	96	520	18.5%	37.0%	37.6%	50.5%
% of FP17s for Band 1 Urgent Courses	35	677	5.2%	11.0%	10.6%	9.1%
% of FP17s Relating to Free Repair or Replacements	0	677	0.0%	0.6%	0.6%	0.8%
% of FP17s Relating to Continuations	3	677	0.4%	0.7%	0.9%	1.3%
% of Patients satisfied with the dentistry they have received	1	1	N/A	90.9%	90.2%	93.2%
% of Patients satisfied with the time they had to wait for an appointment	0	1	N/A	83.8%	83.8%	89.0%

* This is based on patients treated on this contract for their most recent course of treatment. Figures in italics indicate the base number of FP17s or Patient Questionnaire responses are less than 100. N/A is shown where the base number of responses is less than 10 during the period. % is calculated as Quantity/Base number*100

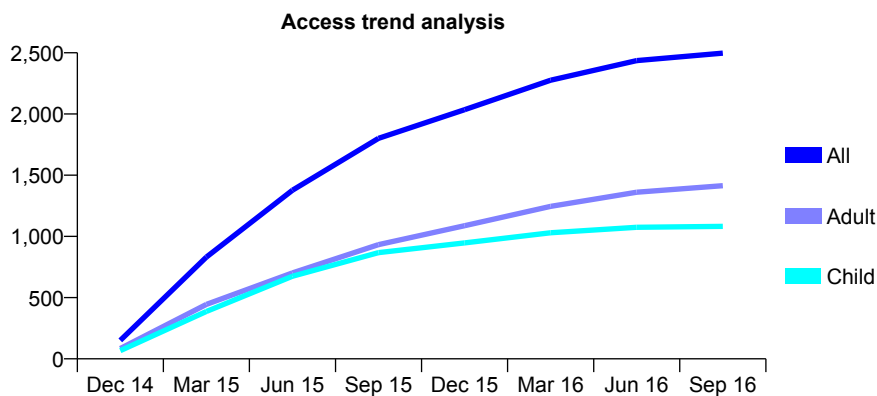
Q62 - Vital Signs At a Glance Contract Report for 144843/0001 - September 2016

Name or company name	Dr Jeff Sherer and Dr Larry Levin
Contract type name	GDS Contract
Purpose of contract	General
Contract start date	01/12/2014
Contract end date	

16/17 Contracted general activity (UDA)	7,313
Carry forward general activity (UDA)	231
16/17 Contracted orthodontic activity (UOA)	0
Carry forward orthodontic activity (UOA)	0
Baseline contract value	£176,844.75

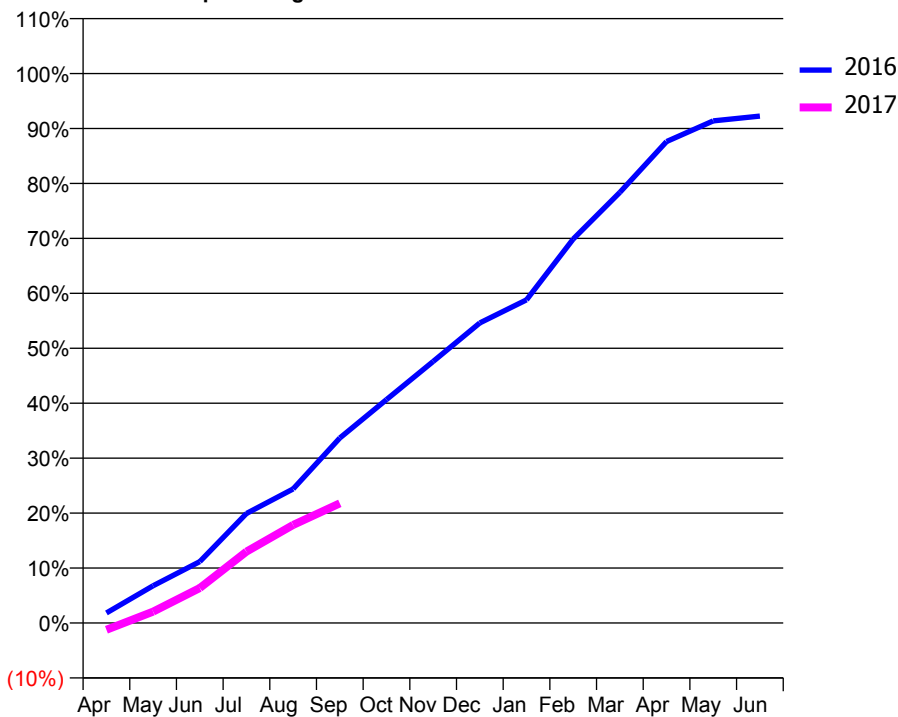
ACCESS*

Patients seen in 24 months	Total	Change since previous quarter
Quarter ending September 2015	1,801	
Quarter ending December 2015	2,035	↑
Quarter ending March 2016	2,276	↑
Quarter ending June 2016	2,436	↑
Quarter ending September 2016	2,497	↑
Variance since September 2015	38.6%	↑



ACTIVITY

Cumulative percentage of contracted UDA delivered 2016 & 2017



Month	Adjusted Scheduled Activity (UDA)	
	2016	2017
April	134	-91
May	497	151
June	817	466
July	1,459	950
August	1,785	1,304
September	2,463	1,593
October	2,974	
November	3,482	
December	3,994	
January	4,301	
February	5,110	
March	5,732	
April	6,407	
May	6,683	
June	6,747	

QUALITY

	Quantity	Base Number	Contract	AT	Region	England
% of FP17s for the same patient ID Re-attending within 3 months - Children	84	714	11.8%	9.9%	11.8%	12.4%
% of FP17s for the same patient ID Re-attending within 3 months - Adults	112	693	16.2%	16.0%	17.1%	16.7%
% of FP17s for the same patient ID Re-attending between 3 & 9 months - Children	345	714	48.3%	45.4%	45.8%	57.4%
% of FP17s for the same patient ID Re-attending between 3 & 9 months - Adults	276	693	39.8%	37.0%	37.6%	50.5%
% of FP17s for Band 1 Urgent Courses	144	993	14.5%	11.0%	10.6%	9.1%
% of FP17s Relating to Free Repair or Replacements	4	993	0.4%	0.6%	0.6%	0.8%
% of FP17s Relating to Continuations	23	993	2.3%	0.7%	0.9%	1.3%
% of Patients satisfied with the dentistry they have received	3	3	N/A	90.9%	90.2%	93.2%
% of Patients satisfied with the time they had to wait for an appointment	3	3	N/A	83.8%	83.8%	89.0%

* This is based on patients treated on this contract for their most recent course of treatment. Figures in italics indicate the base number of FP17s or Patient Questionnaire responses are less than 100. N/A is shown where the base number of responses is less than 10 during the period. % is calculated as Quantity/Base number*100

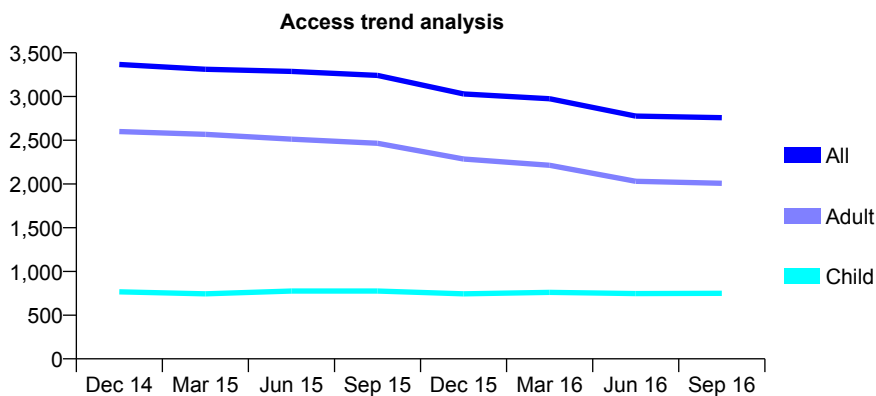
Q62 - Vital Signs At a Glance Contract Report for 145173/0001 - September 2016

Name or company name	Dr. B.C. Khuroya & Dr. R. Majithia
Contract type name	GDS Contract
Purpose of contract	General
Contract start date	01/04/2013
Contract end date	

16/17 Contracted general activity (UDA)	6,470
Carry forward general activity (UDA)	0
16/17 Contracted orthodontic activity (UOA)	0
Carry forward orthodontic activity (UOA)	0
Baseline contract value	£153,932.50

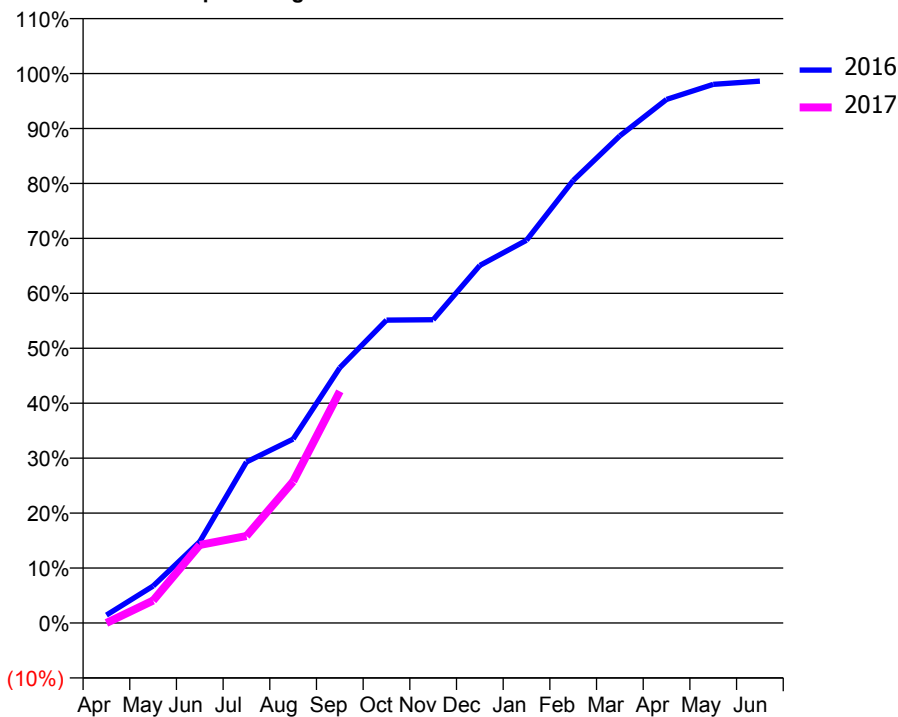
ACCESS*

Patients seen in 24 months	Total	Change since previous quarter
Quarter ending September 2015	3,241	
Quarter ending December 2015	3,029	↓
Quarter ending March 2016	2,974	↓
Quarter ending June 2016	2,776	↓
Quarter ending September 2016	2,758	→
Variance since September 2015	(14.9%)	↓



ACTIVITY

Cumulative percentage of contracted UDA delivered 2016 & 2017



Month	Adjusted Scheduled Activity (UDA)	
	2016	2017
April	94	0
May	436	264
June	959	919
July	1,896	1,025
August	2,166	1,667
September	3,006	2,728
October	3,567	
November	3,571	
December	4,211	
January	4,507	
February	5,210	
March	5,736	
April	6,165	
May	6,343	
June	6,379	

QUALITY

	Quantity	Base Number	Contract	AT	Region	England
% of FP17s for the same patient ID Re-attending within 3 months - Children	19	403	4.7%	9.9%	11.8%	12.4%
% of FP17s for the same patient ID Re-attending within 3 months - Adults	160	1,152	13.9%	16.0%	17.1%	16.7%
% of FP17s for the same patient ID Re-attending between 3 & 9 months - Children	124	403	30.8%	45.4%	45.8%	57.4%
% of FP17s for the same patient ID Re-attending between 3 & 9 months - Adults	251	1,152	21.8%	37.0%	37.6%	50.5%
% of FP17s for Band 1 Urgent Courses	246	1,112	22.1%	11.0%	10.6%	9.1%
% of FP17s Relating to Free Repair or Replacements	7	1,112	0.6%	0.6%	0.6%	0.8%
% of FP17s Relating to Continuations	1	1,112	0.1%	0.7%	0.9%	1.3%
% of Patients satisfied with the dentistry they have received	3	4	N/A	90.9%	90.2%	93.2%
% of Patients satisfied with the time they had to wait for an appointment	3	4	N/A	83.8%	83.8%	89.0%

* This is based on patients treated on this contract for their most recent course of treatment. Figures in italics indicate the base number of FP17s or Patient Questionnaire responses are less than 100. N/A is shown where the base number of responses is less than 10 during the period. % is calculated as Quantity/Base number*100

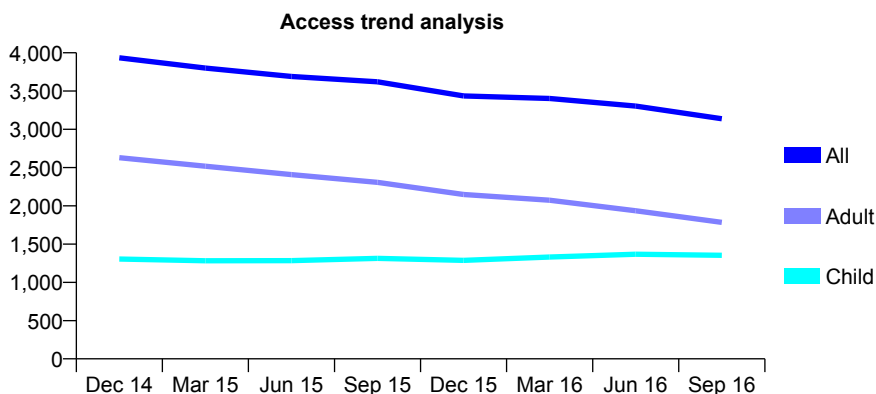
Q62 - Vital Signs At a Glance Contract Report for 147028/0001 - September 2016

Name or company name	Rose Garden Dental Practice
Contract type name	GDS Contract
Purpose of contract	General
Contract start date	01/09/2010
Contract end date	

16/17 Contracted general activity (UDA)	5,672
Carry forward general activity (UDA)	0
16/17 Contracted orthodontic activity (UOA)	0
Carry forward orthodontic activity (UOA)	0
Baseline contract value	£157,349.84

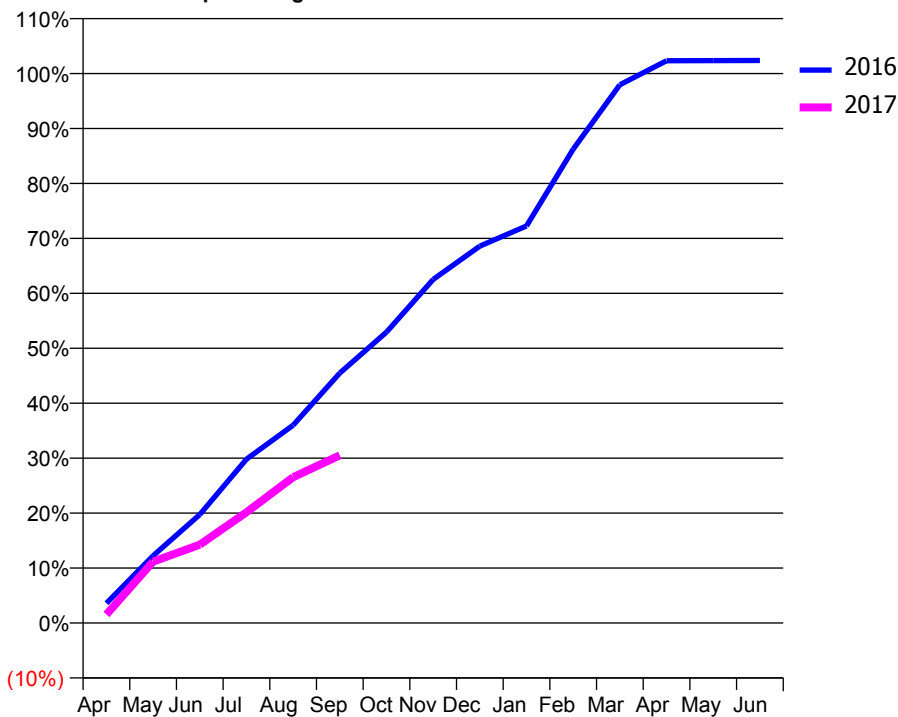
ACCESS*

Patients seen in 24 months	Total	Change since previous quarter
Quarter ending September 2015	3,621	
Quarter ending December 2015	3,437	↓
Quarter ending March 2016	3,403	→
Quarter ending June 2016	3,304	↓
Quarter ending September 2016	3,138	↓
Variance since September 2015	(13.3%)	↓



ACTIVITY

Cumulative percentage of contracted UDA delivered 2016 & 2017



Adjusted Scheduled Activity (UDA)

Month	2016	2017
April	204	89
May	694	633
June	1,120	809
July	1,692	1,144
August	2,042	1,505
September	2,580	1,731
October	3,002	
November	3,546	
December	3,891	
January	4,098	
February	4,891	
March	5,556	
April	5,803	
May	5,805	
June	5,807	

QUALITY

	Quantity	Base Number	Contract	AT	Region	England
% of FP17s for the same patient ID Re-attending within 3 months - Children	55	835	6.6%	9.9%	11.8%	12.4%
% of FP17s for the same patient ID Re-attending within 3 months - Adults	85	648	13.1%	16.0%	17.1%	16.7%
% of FP17s for the same patient ID Re-attending between 3 & 9 months - Children	339	835	40.6%	45.4%	45.8%	57.4%
% of FP17s for the same patient ID Re-attending between 3 & 9 months - Adults	154	648	23.8%	37.0%	37.6%	50.5%
% of FP17s for Band 1 Urgent Courses	79	848	9.3%	11.0%	10.6%	9.1%
% of FP17s Relating to Free Repair or Replacements	0	848	0.0%	0.6%	0.6%	0.8%
% of FP17s Relating to Continuations	5	848	0.6%	0.7%	0.9%	1.3%
% of Patients satisfied with the dentistry they have received	1	1	N/A	90.9%	90.2%	93.2%
% of Patients satisfied with the time they had to wait for an appointment	1	1	N/A	83.8%	83.8%	89.0%

* This is based on patients treated on this contract for their most recent course of treatment. Figures in italics indicate the base number of FP17s or Patient Questionnaire responses are less than 100. N/A is shown where the base number of responses is less than 10 during the period. % is calculated as Quantity/Base number*100

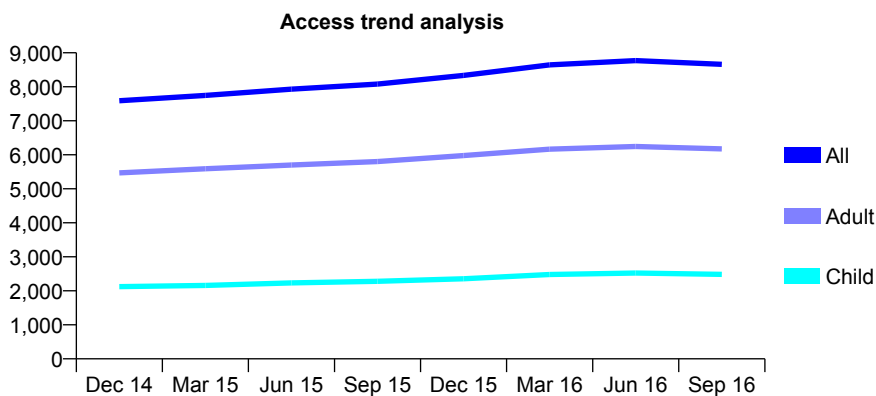
Q62 - Vital Signs At a Glance Contract Report for 148997/0001 - September 2016

Name or company name	Dr.S.B.Radia and Dr.P.Vaid
Contract type name	GDS Contract
Purpose of contract	General
Contract start date	01/11/2012
Contract end date	

16/17 Contracted general activity (UDA)	25,115
Carry forward general activity (UDA)	413
16/17 Contracted orthodontic activity (UOA)	0
Carry forward orthodontic activity (UOA)	0
Baseline contract value	£721,408.17

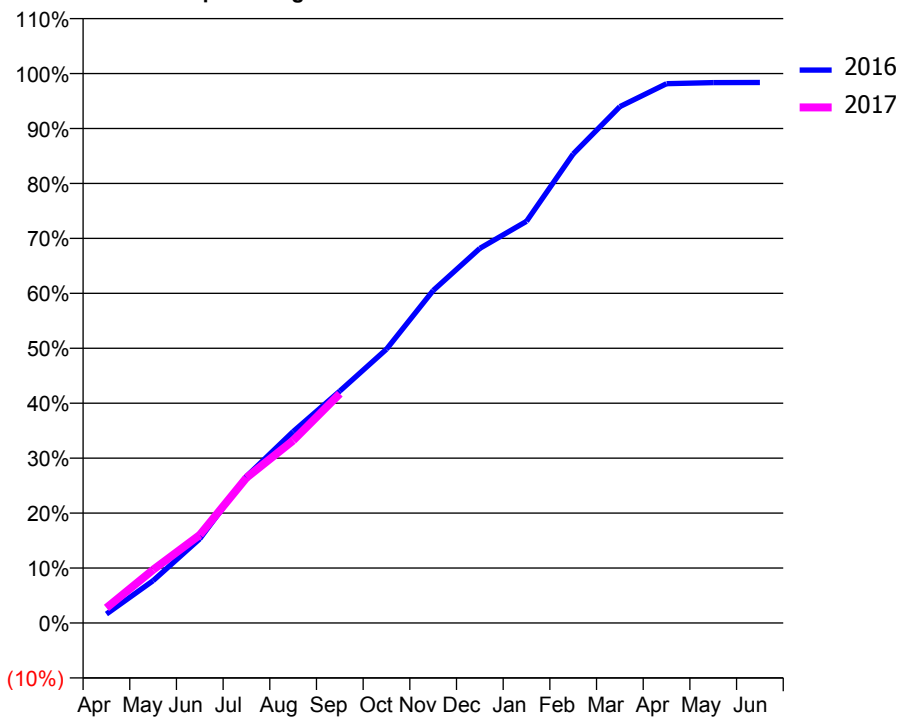
ACCESS*

Patients seen in 24 months	Total	Change since previous quarter
Quarter ending September 2015	8,080	
Quarter ending December 2015	8,336	↑
Quarter ending March 2016	8,644	↑
Quarter ending June 2016	8,770	→
Quarter ending September 2016	8,660	↓
Variance since September 2015	7.2%	↑



ACTIVITY

Cumulative percentage of contracted UDA delivered 2016 & 2017



Adjusted Scheduled Activity (UDA)

Month	2016	2017
April	410	691
May	1,935	2,437
June	3,846	4,024
July	6,701	6,638
August	8,748	8,341
September	10,603	10,483
October	12,516	
November	15,197	
December	17,125	
January	18,358	
February	21,438	
March	23,604	
April	24,651	
May	24,697	
June	24,702	

QUALITY

	Quantity	Base Number	Contract	AT	Region	England
% of FP17s for the same patient ID Re-attending within 3 months - Children	85	1,845	4.6%	9.9%	11.8%	12.4%
% of FP17s for the same patient ID Re-attending within 3 months - Adults	336	3,603	9.3%	16.0%	17.1%	16.7%
% of FP17s for the same patient ID Re-attending between 3 & 9 months - Children	1,120	1,845	60.7%	45.4%	45.8%	57.4%
% of FP17s for the same patient ID Re-attending between 3 & 9 months - Adults	1,699	3,603	47.2%	37.0%	37.6%	50.5%
% of FP17s for Band 1 Urgent Courses	318	4,503	7.1%	11.0%	10.6%	9.1%
% of FP17s Relating to Free Repair or Replacements	20	4,503	0.4%	0.6%	0.6%	0.8%
% of FP17s Relating to Continuations	4	4,503	0.1%	0.7%	0.9%	1.3%
% of Patients satisfied with the dentistry they have received	5	6	N/A	90.9%	90.2%	93.2%
% of Patients satisfied with the time they had to wait for an appointment	5	6	N/A	83.8%	83.8%	89.0%

* This is based on patients treated on this contract for their most recent course of treatment. Figures in italics indicate the base number of FP17s or Patient Questionnaire responses are less than 100. N/A is shown where the base number of responses is less than 10 during the period. % is calculated as Quantity/Base number*100

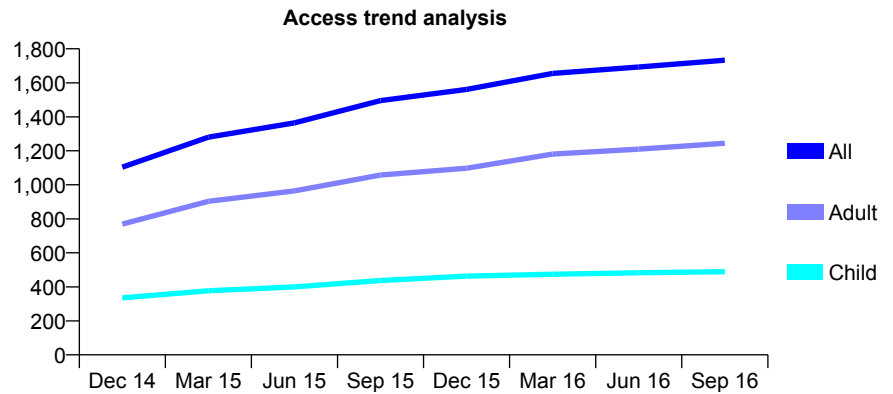
Q62 - Vital Signs At a Glance Contract Report for 150355/0001 - September 2016

Name or company name	Dr Sapneel Patel, and Dr. Cynthia Patel
Contract type name	GDS Contract
Purpose of contract	General
Contract start date	01/11/2013
Contract end date	

16/17 Contracted general activity (UDA)	3,975
Carry forward general activity (UDA)	0
16/17 Contracted orthodontic activity (UOA)	0
Carry forward orthodontic activity (UOA)	0
Baseline contract value	£101,228.01

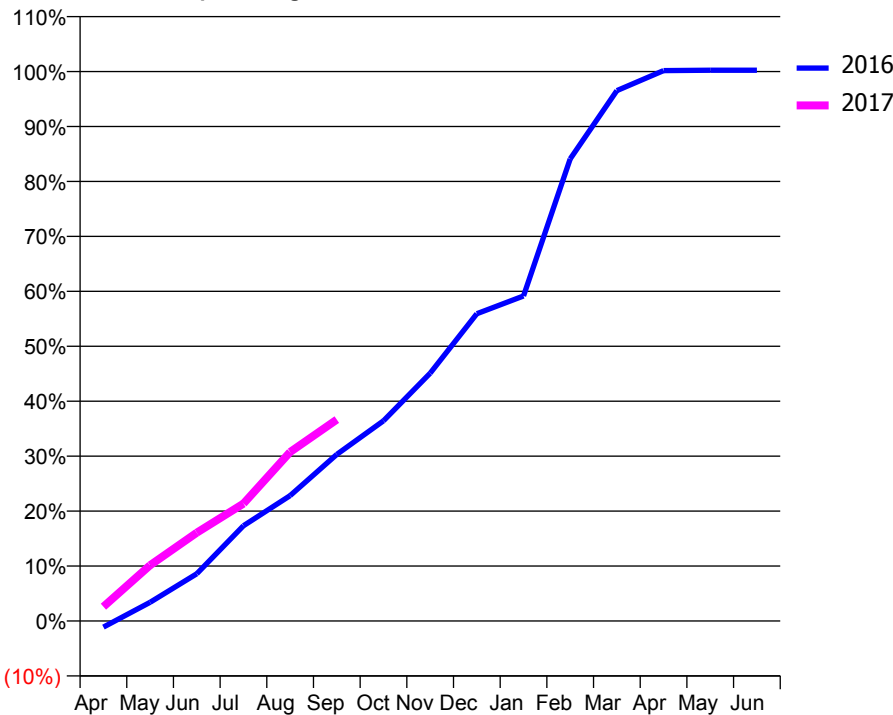
ACCESS*

Patients seen in 24 months	Total	Change since previous quarter
Quarter ending September 2015	1,495	
Quarter ending December 2015	1,561	↑
Quarter ending March 2016	1,655	↑
Quarter ending June 2016	1,693	↑
Quarter ending September 2016	1,733	↑
Variance since September 2015	15.9%	↑



ACTIVITY

Cumulative percentage of contracted UDA delivered 2016 & 2017



Month	Adjusted Scheduled Activity (UDA)	
	2016	2017
April	-45	103
May	136	404
June	342	639
July	690	850
August	908	1,222
September	1,205	1,457
October	1,448	
November	1,792	
December	2,223	
January	2,351	
February	3,343	
March	3,837	
April	3,982	
May	3,985	
June	3,985	

QUALITY

	Quantity	Base Number	Contract	AT	Region	England
% of FP17s for the same patient ID Re-attending within 3 months - Children	17	309	5.5%	9.9%	11.8%	12.4%
% of FP17s for the same patient ID Re-attending within 3 months - Adults	44	611	7.2%	16.0%	17.1%	16.7%
% of FP17s for the same patient ID Re-attending between 3 & 9 months - Children	149	309	48.2%	45.4%	45.8%	57.4%
% of FP17s for the same patient ID Re-attending between 3 & 9 months - Adults	232	611	38.0%	37.0%	37.6%	50.5%
% of FP17s for Band 1 Urgent Courses	30	610	4.9%	11.0%	10.6%	9.1%
% of FP17s Relating to Free Repair or Replacements	5	610	0.8%	0.6%	0.6%	0.8%
% of FP17s Relating to Continuations	3	610	0.5%	0.7%	0.9%	1.3%
% of Patients satisfied with the dentistry they have received	0	0	N/A	90.9%	90.2%	93.2%
% of Patients satisfied with the time they had to wait for an appointment	0	0	N/A	83.8%	83.8%	89.0%

* This is based on patients treated on this contract for their most recent course of treatment. Figures in italics indicate the base number of FP17s or Patient Questionnaire responses are less than 100. N/A is shown where the base number of responses is less than 10 during the period. % is calculated as Quantity/Base number*100

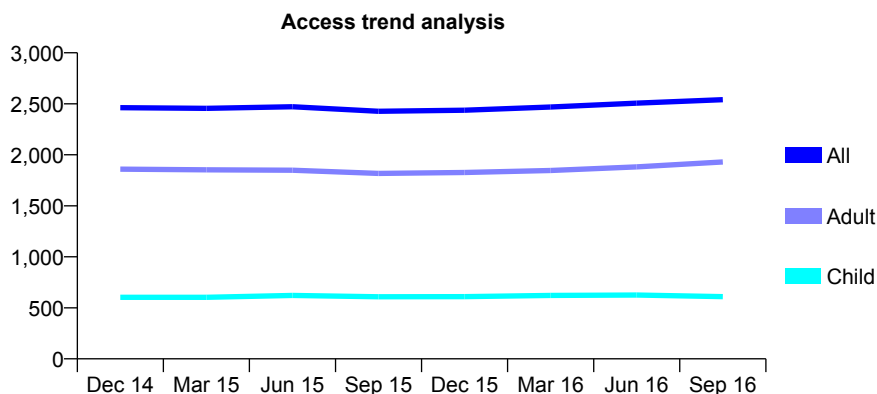
Q62 - Vital Signs At a Glance Contract Report for 153494/0001 - September 2016

Name or company name	Berkeley Dental Practice
Contract type name	GDS Contract
Purpose of contract	General
Contract start date	13/06/2011
Contract end date	

16/17 Contracted general activity (UDA)	8,420
Carry forward general activity (UDA)	-155
16/17 Contracted orthodontic activity (UOA)	0
Carry forward orthodontic activity (UOA)	0
Baseline contract value	£255,034.88

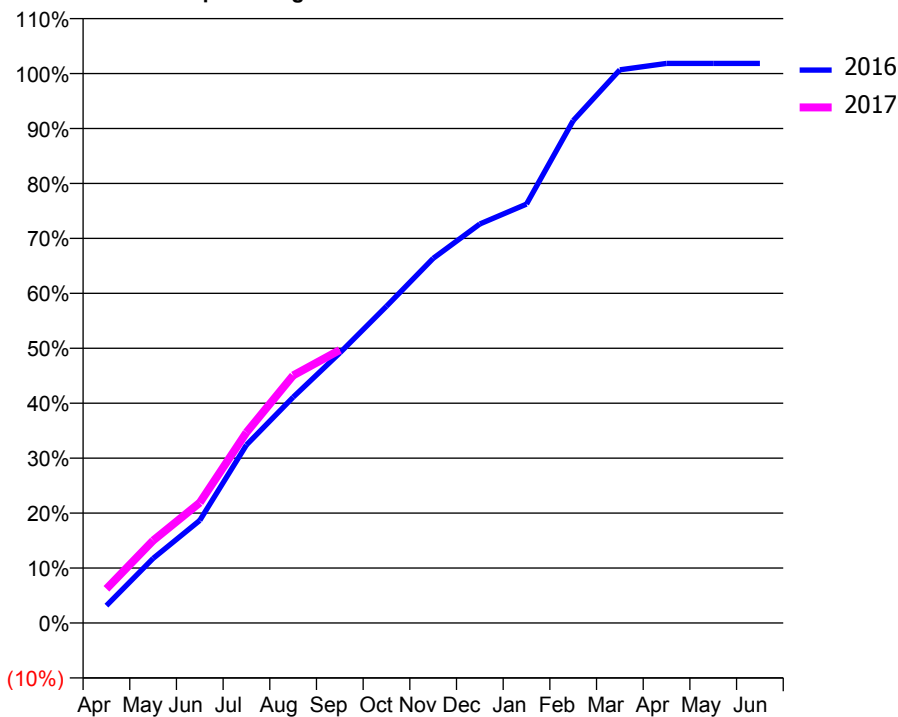
ACCESS*

Patients seen in 24 months	Total	Change since previous quarter
Quarter ending September 2015	2,427	
Quarter ending December 2015	2,437	→
Quarter ending March 2016	2,468	→
Quarter ending June 2016	2,507	→
Quarter ending September 2016	2,540	→
Variance since September 2015	4.7%	↑



ACTIVITY

Cumulative percentage of contracted UDA delivered 2016 & 2017



Adjusted Scheduled Activity (UDA)

Month	2016	2017
April	267	523
May	989	1,264
June	1,571	1,844
July	2,728	2,920
August	3,460	3,793
September	4,139	4,184
October	4,855	
November	5,587	
December	6,114	
January	6,419	
February	7,698	
March	8,476	
April	8,575	
May	8,575	
June	8,575	

QUALITY

	Quantity	Base Number	Contract	AT	Region	England
% of FP17s for the same patient ID Re-attending within 3 months - Children	68	382	17.8%	9.9%	11.8%	12.4%
% of FP17s for the same patient ID Re-attending within 3 months - Adults	249	1,118	22.3%	16.0%	17.1%	16.7%
% of FP17s for the same patient ID Re-attending between 3 & 9 months - Children	143	382	37.4%	45.4%	45.8%	57.4%
% of FP17s for the same patient ID Re-attending between 3 & 9 months - Adults	316	1,118	28.3%	37.0%	37.6%	50.5%
% of FP17s for Band 1 Urgent Courses	325	1,472	22.1%	11.0%	10.6%	9.1%
% of FP17s Relating to Free Repair or Replacements	21	1,472	1.4%	0.6%	0.6%	0.8%
% of FP17s Relating to Continuations	32	1,472	2.2%	0.7%	0.9%	1.3%
% of Patients satisfied with the dentistry they have received	4	4	N/A	90.9%	90.2%	93.2%
% of Patients satisfied with the time they had to wait for an appointment	3	4	N/A	83.8%	83.8%	89.0%

* This is based on patients treated on this contract for their most recent course of treatment. Figures in italics indicate the base number of FP17s or Patient Questionnaire responses are less than 100. N/A is shown where the base number of responses is less than 10 during the period. % is calculated as Quantity/Base number*100

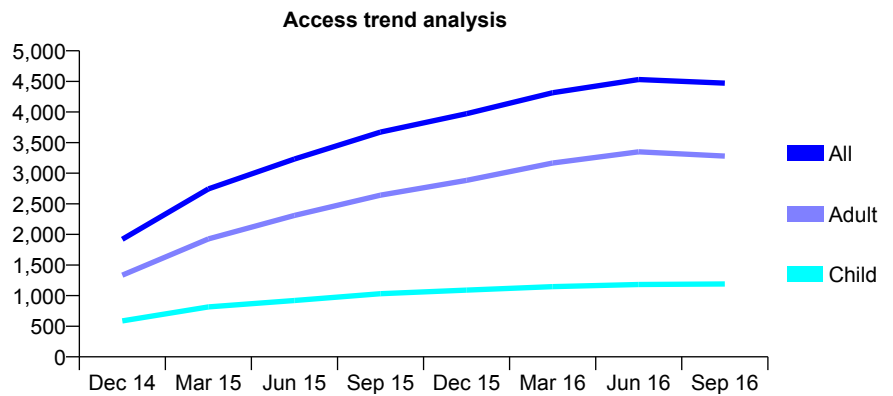
Q62 - Vital Signs At a Glance Contract Report for 154083/0001 - September 2016

Name or company name	Quality Dental Care Fulham
Contract type name	GDS Contract
Purpose of contract	General
Contract start date	01/07/2014
Contract end date	

16/17 Contracted general activity (UDA)	16,627
Carry forward general activity (UDA)	397
16/17 Contracted orthodontic activity (UOA)	0
Carry forward orthodontic activity (UOA)	0
Baseline contract value	£482,728.87

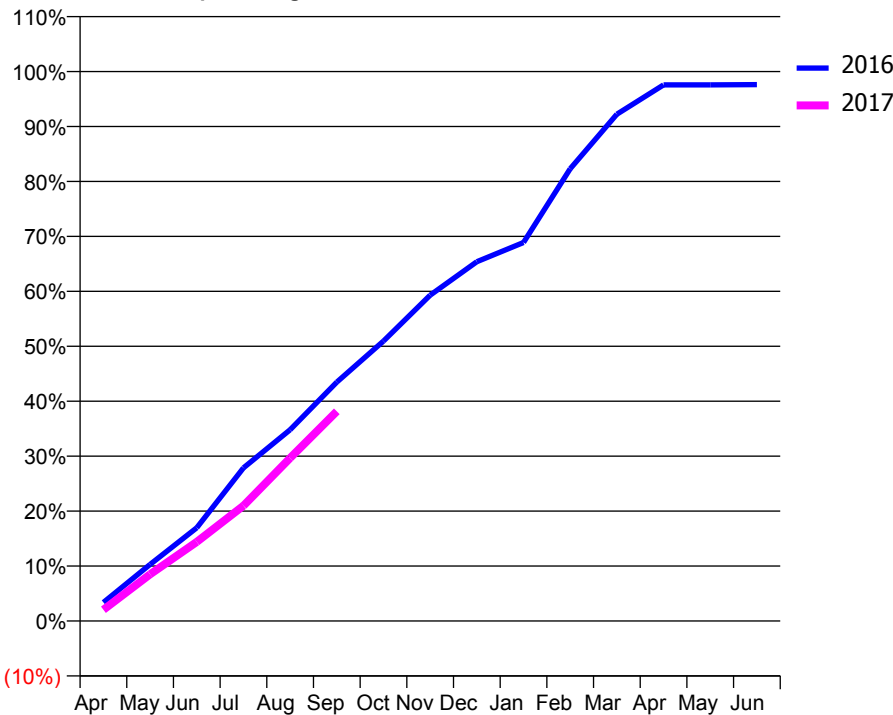
ACCESS*

Patients seen in 24 months	Total	Change since previous quarter
Quarter ending September 2015	3,672	
Quarter ending December 2015	3,973	↑
Quarter ending March 2016	4,314	↑
Quarter ending June 2016	4,531	↑
Quarter ending September 2016	4,471	↓
Variance since September 2015	21.8%	↑



ACTIVITY

Cumulative percentage of contracted UDA delivered 2016 & 2017



Month	Adjusted Scheduled Activity (UDA)	
	2016	2017
April	561	342
May	1,714	1,414
June	2,824	2,395
July	4,634	3,487
August	5,786	4,934
September	7,228	6,343
October	8,473	
November	9,861	
December	10,872	
January	11,453	
February	13,685	
March	15,333	
April	16,221	
May	16,222	
June	16,230	

QUALITY

	Quantity	Base Number	Contract	AT	Region	England
% of FP17s for the same patient ID Re-attending within 3 months - Children	86	812	10.6%	9.9%	11.8%	12.4%
% of FP17s for the same patient ID Re-attending within 3 months - Adults	434	1,965	22.1%	16.0%	17.1%	16.7%
% of FP17s for the same patient ID Re-attending between 3 & 9 months - Children	397	812	48.9%	45.4%	45.8%	57.4%
% of FP17s for the same patient ID Re-attending between 3 & 9 months - Adults	680	1,965	34.6%	37.0%	37.6%	50.5%
% of FP17s for Band 1 Urgent Courses	382	2,313	16.5%	11.0%	10.6%	9.1%
% of FP17s Relating to Free Repair or Replacements	14	2,313	0.6%	0.6%	0.6%	0.8%
% of FP17s Relating to Continuations	39	2,313	1.7%	0.7%	0.9%	1.3%
% of Patients satisfied with the dentistry they have received	1	1	N/A	90.9%	90.2%	93.2%
% of Patients satisfied with the time they had to wait for an appointment	1	1	N/A	83.8%	83.8%	89.0%

* This is based on patients treated on this contract for their most recent course of treatment. Figures in italics indicate the base number of FP17s or Patient Questionnaire responses are less than 100. N/A is shown where the base number of responses is less than 10 during the period. % is calculated as Quantity/Base number*100

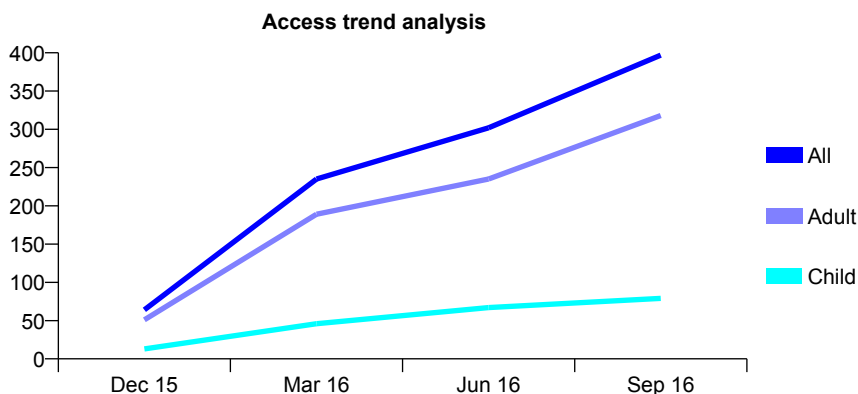
Q62 - Vital Signs At a Glance Contract Report for 154296/0001 - September 2016

Name or company name	Victoria Dental Centre
Contract type name	GDS Contract
Purpose of contract	General
Contract start date	02/11/2015
Contract end date	

16/17 Contracted general activity (UDA)	1,395
Carry forward general activity (UDA)	52
16/17 Contracted orthodontic activity (UOA)	0
Carry forward orthodontic activity (UOA)	0
Baseline contract value	£32,899.73

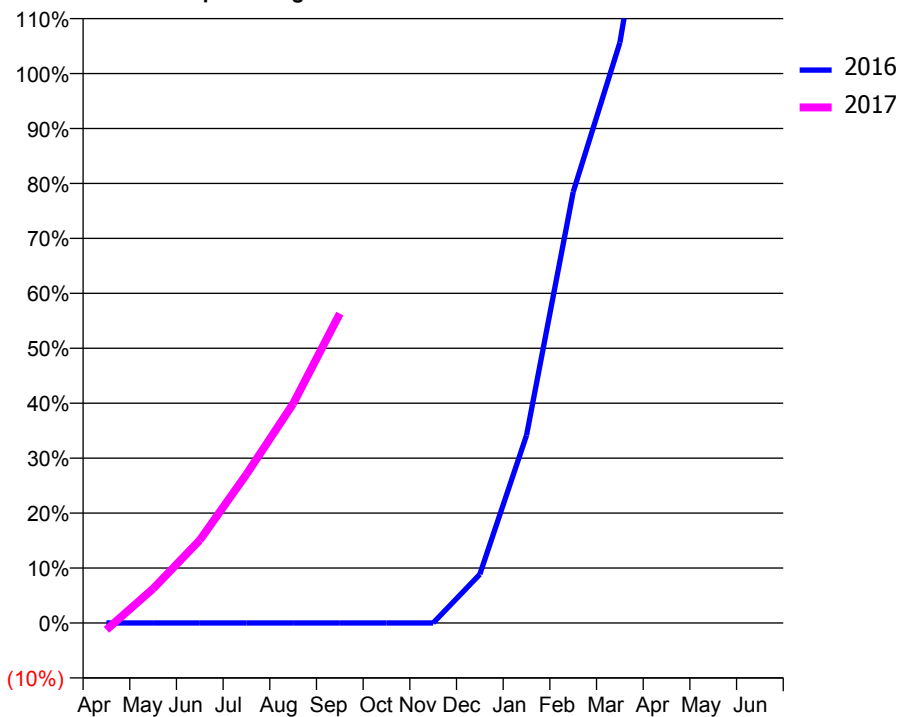
ACCESS*

Patients seen in 24 months	Total	Change since previous quarter
Quarter ending September 2015	0	
Quarter ending December 2015	64	↑
Quarter ending March 2016	235	↑
Quarter ending June 2016	302	↑
Quarter ending September 2016	397	↑
Variance since September 2015	N/A	



ACTIVITY

Cumulative percentage of contracted UDA delivered 2016 & 2017



Month	Adjusted Scheduled Activity (UDA)	
	2016	2017
April	0	-18
May	0	87
June	0	210
July	0	378
August	0	557
September	0	785
October	0	
November	0	
December	52	
January	198	
February	456	
March	614	
April	899	
May	902	
June	902	

QUALITY

	Quantity	Base Number	Contract	AT	Region	England
% of FP17s for the same patient ID Re-attending within 3 months - Children	5	71	7.0%	9.9%	11.8%	12.4%
% of FP17s for the same patient ID Re-attending within 3 months - Adults	26	271	9.6%	16.0%	17.1%	16.7%
% of FP17s for the same patient ID Re-attending between 3 & 9 months - Children	12	71	16.9%	45.4%	45.8%	57.4%
% of FP17s for the same patient ID Re-attending between 3 & 9 months - Adults	54	271	19.9%	37.0%	37.6%	50.5%
% of FP17s for Band 1 Urgent Courses	22	271	8.1%	11.0%	10.6%	9.1%
% of FP17s Relating to Free Repair or Replacements	1	271	0.4%	0.6%	0.6%	0.8%
% of FP17s Relating to Continuations	1	271	0.4%	0.7%	0.9%	1.3%
% of Patients satisfied with the dentistry they have received	0	0	N/A	90.9%	90.2%	93.2%
% of Patients satisfied with the time they had to wait for an appointment	0	0	N/A	83.8%	83.8%	89.0%

* This is based on patients treated on this contract for their most recent course of treatment. Figures in italics indicate the base number of FP17s or Patient Questionnaire responses are less than 100. N/A is shown where the base number of responses is less than 10 during the period. % is calculated as Quantity/Base number*100

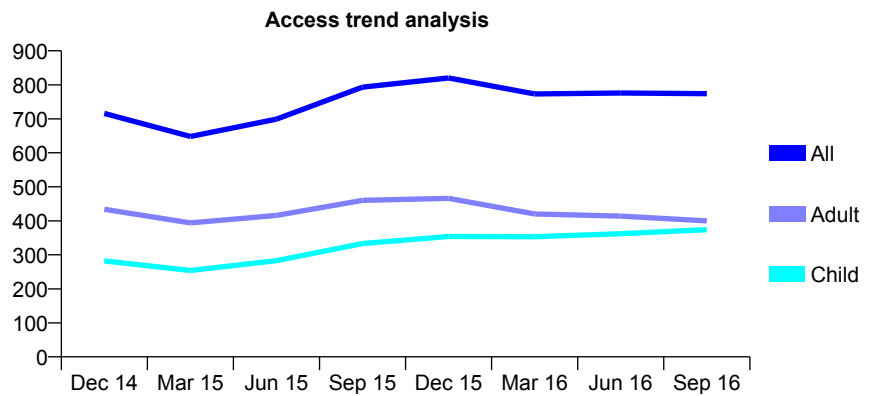
Q62 - Vital Signs At a Glance Contract Report for 154881/0001 - September 2016

Name or company name	Noorani & Shahid
Contract type name	GDS Contract
Purpose of contract	General
Contract start date	01/08/2009
Contract end date	

16/17 Contracted general activity (UDA)	1,300
Carry forward general activity (UDA)	-26
16/17 Contracted orthodontic activity (UOA)	0
Carry forward orthodontic activity (UOA)	0
Baseline contract value	£37,528.76

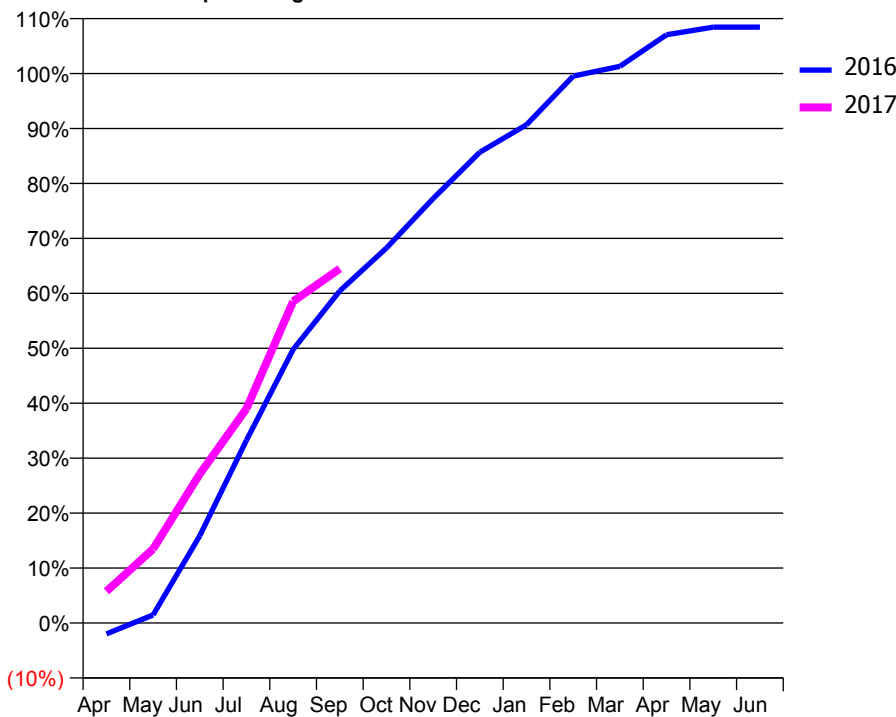
ACCESS*

Patients seen in 24 months	Total	Change since previous quarter
Quarter ending September 2015	793	
Quarter ending December 2015	820	↑
Quarter ending March 2016	773	↓
Quarter ending June 2016	776	→
Quarter ending September 2016	774	→
Variance since September 2015	(2.4%)	↓



ACTIVITY

Cumulative percentage of contracted UDA delivered 2016 & 2017



Month	Adjusted Scheduled Activity (UDA)	
	2016	2017
April	-26	75
May	19	175
June	207	352
July	432	507
August	647	761
September	786	838
October	887	
November	1,004	
December	1,114	
January	1,179	
February	1,294	
March	1,317	
April	1,392	
May	1,410	
June	1,410	

QUALITY

	Quantity	Base Number	Contract	AT	Region	England
% of FP17s for the same patient ID Re-attending within 3 months - Children	37	318	11.6%	9.9%	11.8%	12.4%
% of FP17s for the same patient ID Re-attending within 3 months - Adults	43	258	16.7%	16.0%	17.1%	16.7%
% of FP17s for the same patient ID Re-attending between 3 & 9 months - Children	177	318	55.7%	45.4%	45.8%	57.4%
% of FP17s for the same patient ID Re-attending between 3 & 9 months - Adults	60	258	23.3%	37.0%	37.6%	50.5%
% of FP17s for Band 1 Urgent Courses	57	509	11.2%	11.0%	10.6%	9.1%
% of FP17s Relating to Free Repair or Replacements	0	509	0.0%	0.6%	0.6%	0.8%
% of FP17s Relating to Continuations	16	509	3.1%	0.7%	0.9%	1.3%
% of Patients satisfied with the dentistry they have received	0	0	N/A	90.9%	90.2%	93.2%
% of Patients satisfied with the time they had to wait for an appointment	0	0	N/A	83.8%	83.8%	89.0%

* This is based on patients treated on this contract for their most recent course of treatment. Figures in italics indicate the base number of FP17s or Patient Questionnaire responses are less than 100. N/A is shown where the base number of responses is less than 10 during the period. % is calculated as Quantity/Base number*100

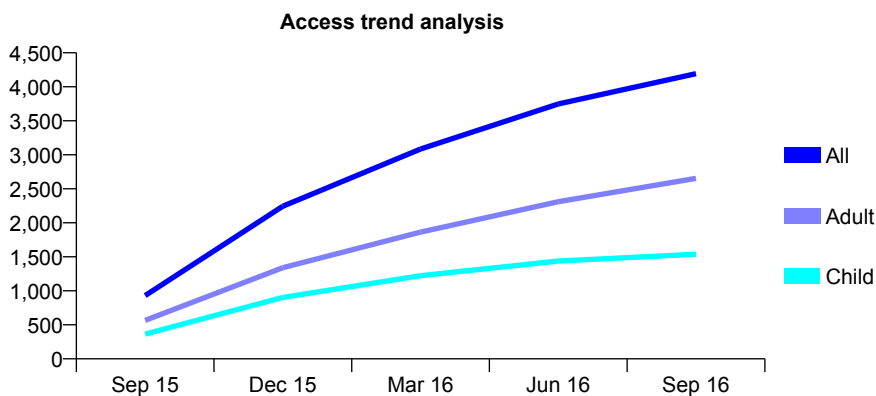
Q62 - Vital Signs At a Glance Contract Report for 155217/0001 - September 2016

Name or company name	Mr P. S. Sanehi & Mr A. K. Mirza
Contract type name	GDS Contract
Purpose of contract	General
Contract start date	01/04/2015
Contract end date	

16/17 Contracted general activity (UDA)	19,605
Carry forward general activity (UDA)	0
16/17 Contracted orthodontic activity (UOA)	0
Carry forward orthodontic activity (UOA)	0
Baseline contract value	£634,380.94

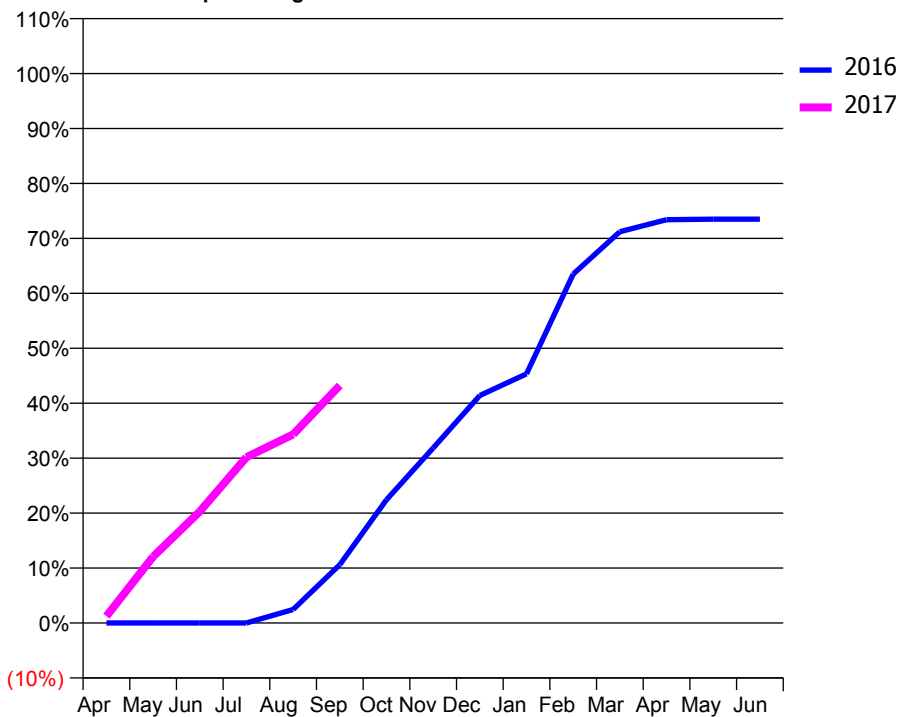
ACCESS*

Patients seen in 24 months	Total	Change since previous quarter
Quarter ending September 2015	930	
Quarter ending December 2015	2,244	↑
Quarter ending March 2016	3,085	↑
Quarter ending June 2016	3,749	↑
Quarter ending September 2016	4,193	↑
Variance since September 2015	350.9%	↑



ACTIVITY

Cumulative percentage of contracted UDA delivered 2016 & 2017



Adjusted Scheduled Activity (UDA)

Month	2016	2017
April	0	246
May	0	2,365
June	0	3,981
July	0	5,917
August	481	6,731
September	2,082	8,475
October	4,401	
November	6,244	
December	8,119	
January	8,890	
February	12,449	
March	13,959	
April	14,387	
May	14,407	
June	14,407	

QUALITY

	Quantity	Base Number	Contract	AT	Region	England
% of FP17s for the same patient ID Re-attending within 3 months - Children	98	1,094	9.0%	9.9%	11.8%	12.4%
% of FP17s for the same patient ID Re-attending within 3 months - Adults	271	1,715	15.8%	16.0%	17.1%	16.7%
% of FP17s for the same patient ID Re-attending between 3 & 9 months - Children	537	1,094	49.1%	45.4%	45.8%	57.4%
% of FP17s for the same patient ID Re-attending between 3 & 9 months - Adults	478	1,715	27.9%	37.0%	37.6%	50.5%
% of FP17s for Band 1 Urgent Courses	470	2,649	17.7%	11.0%	10.6%	9.1%
% of FP17s Relating to Free Repair or Replacements	1	2,649	0.0%	0.6%	0.6%	0.8%
% of FP17s Relating to Continuations	0	2,649	0.0%	0.7%	0.9%	1.3%
% of Patients satisfied with the dentistry they have received	2	3	N/A	90.9%	90.2%	93.2%
% of Patients satisfied with the time they had to wait for an appointment	3	3	N/A	83.8%	83.8%	89.0%

* This is based on patients treated on this contract for their most recent course of treatment. Figures in italics indicate the base number of FP17s or Patient Questionnaire responses are less than 100. N/A is shown where the base number of responses is less than 10 during the period. % is calculated as Quantity/Base number*100

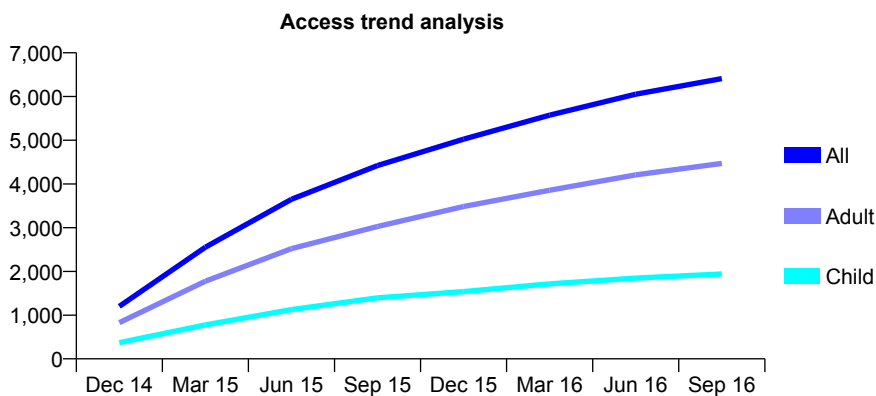
Q62 - Vital Signs At a Glance Contract Report for 157309/0001 - September 2016

Name or company name	Ms Urvi Shah and Ms Jilna Shah
Contract type name	GDS Contract
Purpose of contract	General
Contract start date	01/10/2014
Contract end date	

16/17 Contracted general activity (UDA)	17,729
Carry forward general activity (UDA)	376
16/17 Contracted orthodontic activity (UOA)	0
Carry forward orthodontic activity (UOA)	0
Baseline contract value	£436,673.27

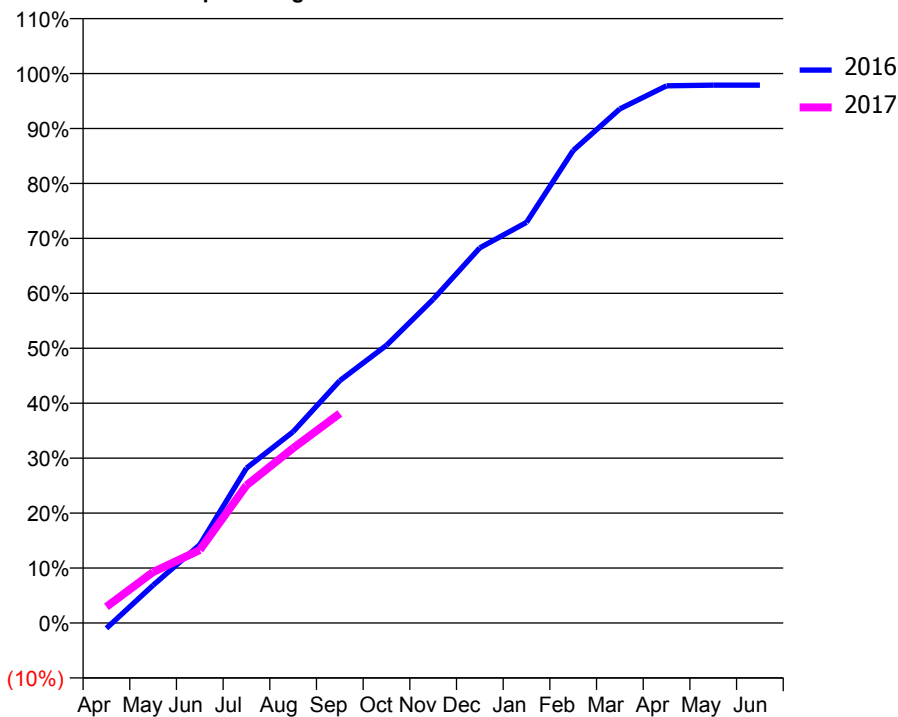
ACCESS*

Patients seen in 24 months	Total	Change since previous quarter
Quarter ending September 2015	4,421	
Quarter ending December 2015	5,026	↑
Quarter ending March 2016	5,575	↑
Quarter ending June 2016	6,054	↑
Quarter ending September 2016	6,411	↑
Variance since September 2015	45.0%	↑



ACTIVITY

Cumulative percentage of contracted UDA delivered 2016 & 2017



Month	Adjusted Scheduled Activity (UDA)	
	2016	2017
April	-174	523
May	1,220	1,647
June	2,526	2,355
July	4,997	4,441
August	6,170	5,642
September	7,820	6,762
October	8,961	
November	10,443	
December	12,103	
January	12,924	
February	15,245	
March	16,586	
April	17,331	
May	17,351	
June	17,353	

QUALITY

	Quantity	Base Number	Contract	AT	Region	England
% of FP17s for the same patient ID Re-attending within 3 months - Children	139	1,268	11.0%	9.9%	11.8%	12.4%
% of FP17s for the same patient ID Re-attending within 3 months - Adults	538	2,522	21.3%	16.0%	17.1%	16.7%
% of FP17s for the same patient ID Re-attending between 3 & 9 months - Children	492	1,268	38.8%	45.4%	45.8%	57.4%
% of FP17s for the same patient ID Re-attending between 3 & 9 months - Adults	806	2,522	32.0%	37.0%	37.6%	50.5%
% of FP17s for Band 1 Urgent Courses	589	3,131	18.8%	11.0%	10.6%	9.1%
% of FP17s Relating to Free Repair or Replacements	26	3,131	0.8%	0.6%	0.6%	0.8%
% of FP17s Relating to Continuations	43	3,131	1.4%	0.7%	0.9%	1.3%
% of Patients satisfied with the dentistry they have received	2	3	N/A	90.9%	90.2%	93.2%
% of Patients satisfied with the time they had to wait for an appointment	3	3	N/A	83.8%	83.8%	89.0%

* This is based on patients treated on this contract for their most recent course of treatment. Figures in italics indicate the base number of FP17s or Patient Questionnaire responses are less than 100. N/A is shown where the base number of responses is less than 10 during the period. % is calculated as Quantity/Base number*100

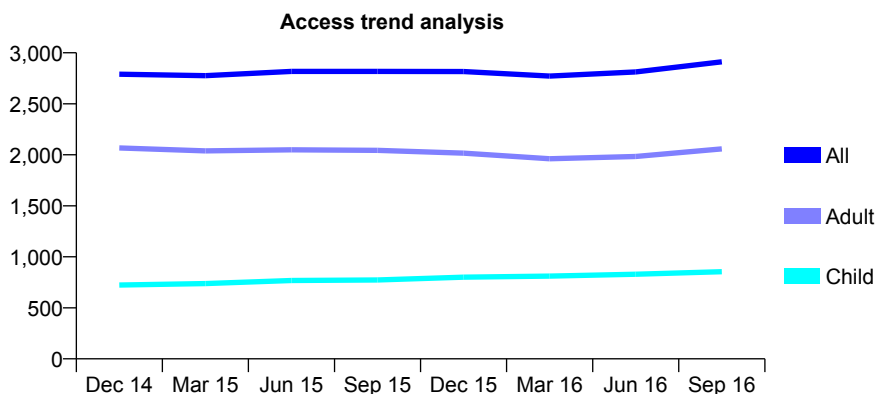
Q62 - Vital Signs At a Glance Contract Report for 157414/0001 - September 2016

Name or company name	H Patel
Contract type name	GDS Contract
Purpose of contract	General
Contract start date	01/03/2012
Contract end date	

16/17 Contracted general activity (UDA)	6,000
Carry forward general activity (UDA)	0
16/17 Contracted orthodontic activity (UOA)	0
Carry forward orthodontic activity (UOA)	0
Baseline contract value	£137,832.60

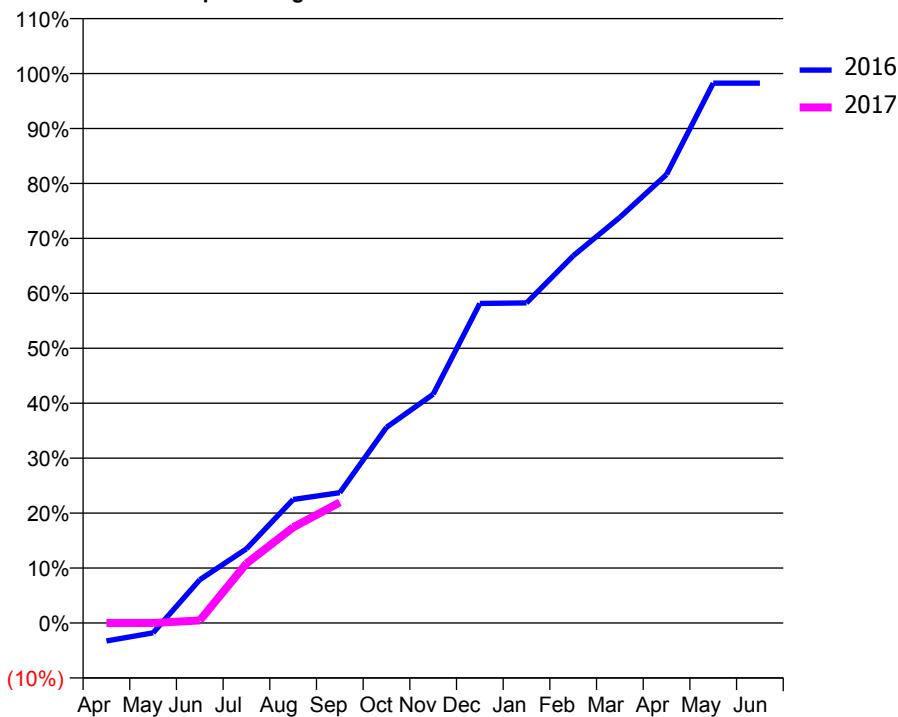
ACCESS*

Patients seen in 24 months	Total	Change since previous quarter
Quarter ending September 2015	2,817	
Quarter ending December 2015	2,816	→
Quarter ending March 2016	2,772	↓
Quarter ending June 2016	2,813	→
Quarter ending September 2016	2,912	↑
Variance since September 2015	3.4%	↑



ACTIVITY

Cumulative percentage of contracted UDA delivered 2016 & 2017



Adjusted Scheduled Activity (UDA)

Month	2016	2017
April	-198	0
May	-109	0
June	472	28
July	810	651
August	1,349	1,045
September	1,423	1,317
October	2,136	
November	2,497	
December	3,490	
January	3,495	
February	4,009	
March	4,429	
April	4,897	
May	5,895	
June	5,895	

QUALITY

	Quantity	Base Number	Contract	AT	Region	England
% of FP17s for the same patient ID Re-attending within 3 months - Children	25	511	4.9%	9.9%	11.8%	12.4%
% of FP17s for the same patient ID Re-attending within 3 months - Adults	51	978	5.2%	16.0%	17.1%	16.7%
% of FP17s for the same patient ID Re-attending between 3 & 9 months - Children	242	511	47.4%	45.4%	45.8%	57.4%
% of FP17s for the same patient ID Re-attending between 3 & 9 months - Adults	317	978	32.4%	37.0%	37.6%	50.5%
% of FP17s for Band 1 Urgent Courses	10	680	1.5%	11.0%	10.6%	9.1%
% of FP17s Relating to Free Repair or Replacements	0	680	0.0%	0.6%	0.6%	0.8%
% of FP17s Relating to Continuations	2	680	0.3%	0.7%	0.9%	1.3%
% of Patients satisfied with the dentistry they have received	0	0	N/A	90.9%	90.2%	93.2%
% of Patients satisfied with the time they had to wait for an appointment	0	0	N/A	83.8%	83.8%	89.0%

* This is based on patients treated on this contract for their most recent course of treatment. Figures in italics indicate the base number of FP17s or Patient Questionnaire responses are less than 100. N/A is shown where the base number of responses is less than 10 during the period. % is calculated as Quantity/Base number*100

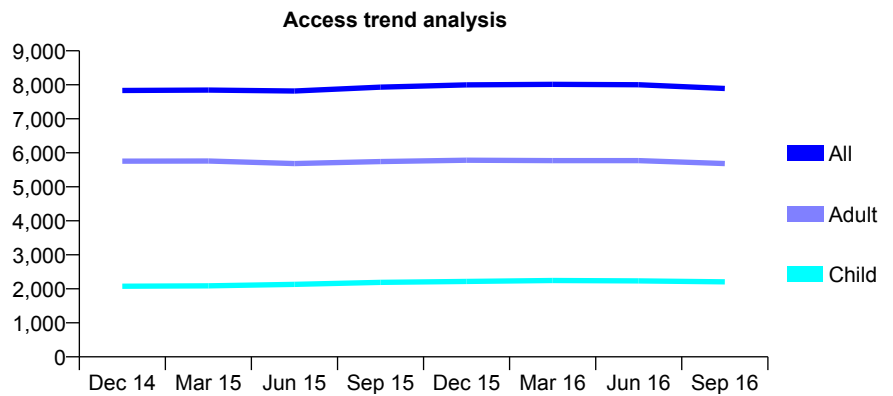
Q62 - Vital Signs At a Glance Contract Report for 158844/0001 - September 2016

Name or company name	Dr. Y. Nanavati & Dr. T. Mirza
Contract type name	GDS Contract
Purpose of contract	General
Contract start date	01/10/2012
Contract end date	

16/17 Contracted general activity (UDA)	24,603
Carry forward general activity (UDA)	-44
16/17 Contracted orthodontic activity (UOA)	0
Carry forward orthodontic activity (UOA)	0
Baseline contract value	£641,296.77

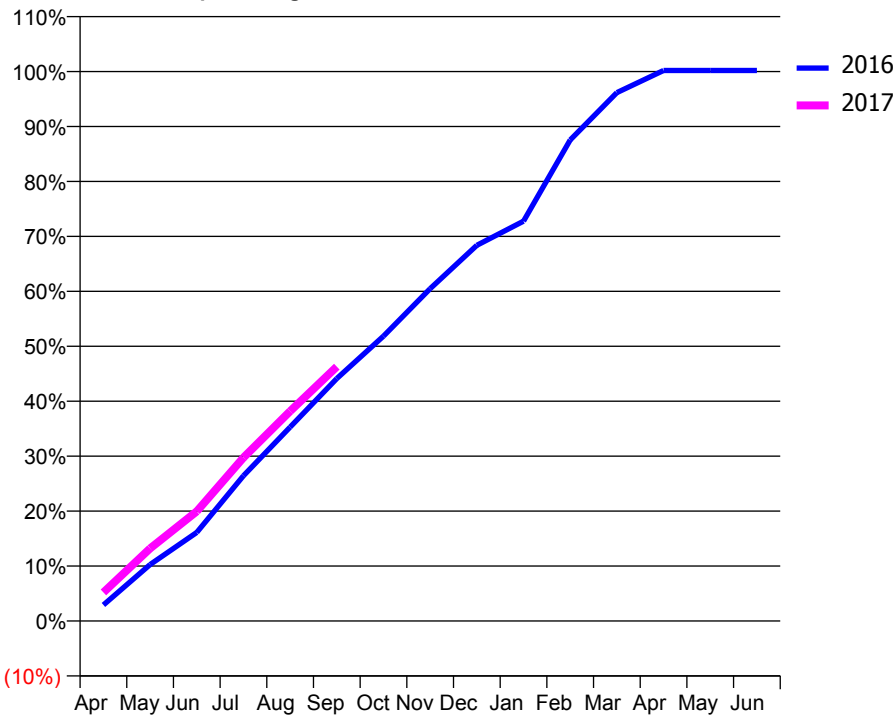
ACCESS*

Patients seen in 24 months	Total	Change since previous quarter
Quarter ending September 2015	7,933	
Quarter ending December 2015	7,998	→
Quarter ending March 2016	8,015	→
Quarter ending June 2016	8,003	→
Quarter ending September 2016	7,892	↓
Variance since September 2015	(0.5%)	→



ACTIVITY

Cumulative percentage of contracted UDA delivered 2016 & 2017



Month	Adjusted Scheduled Activity (UDA)	
	2016	2017
April	722	1,280
May	2,529	3,251
June	3,969	4,912
July	6,504	7,314
August	8,684	9,394
September	10,858	11,390
October	12,756	
November	14,881	
December	16,820	
January	17,900	
February	21,536	
March	23,655	
April	24,647	
May	24,647	
June	24,647	

QUALITY

	Quantity	Base Number	Contract	AT	Region	England
% of FP17s for the same patient ID Re-attending within 3 months - Children	99	1,552	6.4%	9.9%	11.8%	12.4%
% of FP17s for the same patient ID Re-attending within 3 months - Adults	468	3,303	14.2%	16.0%	17.1%	16.7%
% of FP17s for the same patient ID Re-attending between 3 & 9 months - Children	735	1,552	47.4%	45.4%	45.8%	57.4%
% of FP17s for the same patient ID Re-attending between 3 & 9 months - Adults	1,384	3,303	41.9%	37.0%	37.6%	50.5%
% of FP17s for Band 1 Urgent Courses	347	4,532	7.7%	11.0%	10.6%	9.1%
% of FP17s Relating to Free Repair or Replacements	33	4,532	0.7%	0.6%	0.6%	0.8%
% of FP17s Relating to Continuations	25	4,532	0.6%	0.7%	0.9%	1.3%
% of Patients satisfied with the dentistry they have received	2	2	N/A	90.9%	90.2%	93.2%
% of Patients satisfied with the time they had to wait for an appointment	2	2	N/A	83.8%	83.8%	89.0%

* This is based on patients treated on this contract for their most recent course of treatment. Figures in italics indicate the base number of FP17s or Patient Questionnaire responses are less than 100. N/A is shown where the base number of responses is less than 10 during the period. % is calculated as Quantity/Base number*100

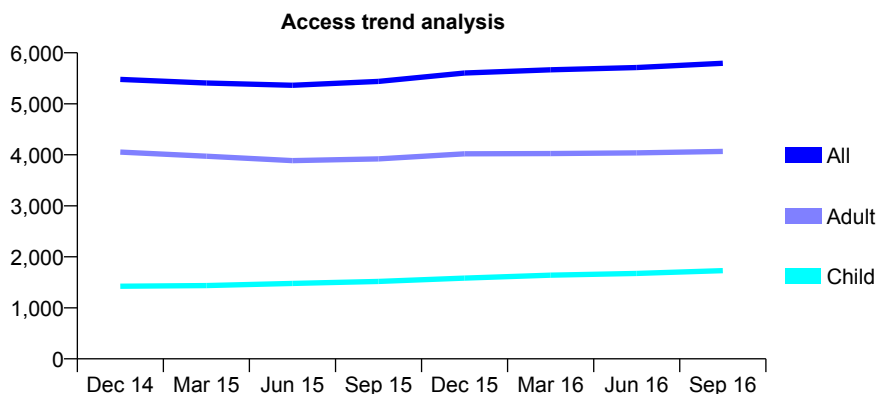
Q62 - Vital Signs At a Glance Contract Report for 159042/0001 - September 2016

Name or company name	Surgery@102 Limited
Contract type name	GDS Contract
Purpose of contract	General
Contract start date	01/01/2011
Contract end date	

16/17 Contracted general activity (UDA)	13,347
Carry forward general activity (UDA)	454
16/17 Contracted orthodontic activity (UOA)	0
Carry forward orthodontic activity (UOA)	0
Baseline contract value	£350,815.39

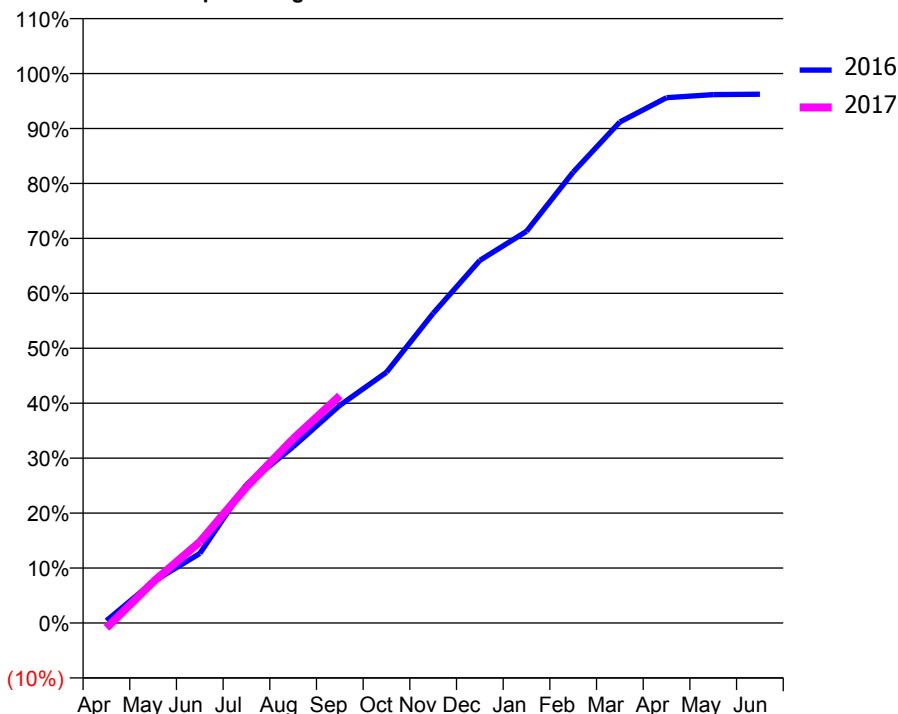
ACCESS*

Patients seen in 24 months	Total	Change since previous quarter
Quarter ending September 2015	5,438	
Quarter ending December 2015	5,604	↑
Quarter ending March 2016	5,666	→
Quarter ending June 2016	5,712	→
Quarter ending September 2016	5,796	→
Variance since September 2015	6.6%	↑



ACTIVITY

Cumulative percentage of contracted UDA delivered 2016 & 2017



Month	Adjusted Scheduled Activity (UDA)	
	2016	2017
April	57	-121
May	1,002	1,000
June	1,690	1,971
July	3,365	3,307
August	4,281	4,473
September	5,288	5,521
October	6,090	
November	7,523	
December	8,808	
January	9,514	
February	10,951	
March	12,171	
April	12,760	
May	12,835	
June	12,844	

QUALITY

	Quantity	Base Number	Contract	AT	Region	England
% of FP17s for the same patient ID Re-attending within 3 months - Children	108	1,188	9.1%	9.9%	11.8%	12.4%
% of FP17s for the same patient ID Re-attending within 3 months - Adults	501	2,089	24.0%	16.0%	17.1%	16.7%
% of FP17s for the same patient ID Re-attending between 3 & 9 months - Children	460	1,188	38.7%	45.4%	45.8%	57.4%
% of FP17s for the same patient ID Re-attending between 3 & 9 months - Adults	476	2,089	22.8%	37.0%	37.6%	50.5%
% of FP17s for Band 1 Urgent Courses	451	2,435	18.5%	11.0%	10.6%	9.1%
% of FP17s Relating to Free Repair or Replacements	15	2,435	0.6%	0.6%	0.6%	0.8%
% of FP17s Relating to Continuations	19	2,435	0.8%	0.7%	0.9%	1.3%
% of Patients satisfied with the dentistry they have received	1	2	N/A	90.9%	90.2%	93.2%
% of Patients satisfied with the time they had to wait for an appointment	2	2	N/A	83.8%	83.8%	89.0%

* This is based on patients treated on this contract for their most recent course of treatment. Figures in italics indicate the base number of FP17s or Patient Questionnaire responses are less than 100. N/A is shown where the base number of responses is less than 10 during the period. % is calculated as Quantity/Base number*100

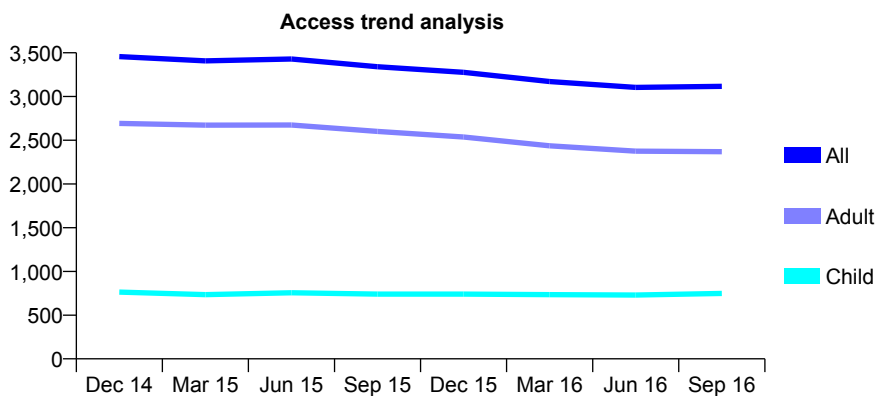
Q62 - Vital Signs At a Glance Contract Report for 159271/0001 - September 2016

Name or company name	Dr. K. Patel
Contract type name	GDS Contract
Purpose of contract	General
Contract start date	01/11/2012
Contract end date	

16/17 Contracted general activity (UDA)	7,685
Carry forward general activity (UDA)	0
16/17 Contracted orthodontic activity (UOA)	0
Carry forward orthodontic activity (UOA)	0
Baseline contract value	£218,562.21

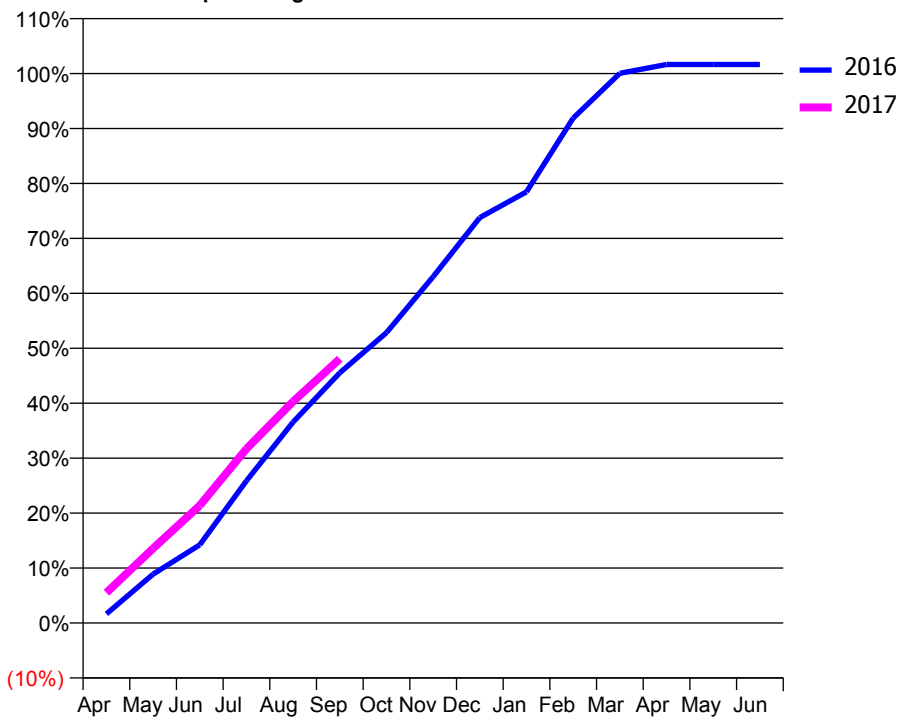
ACCESS*

Patients seen in 24 months	Total	Change since previous quarter
Quarter ending September 2015	3,341	
Quarter ending December 2015	3,277	↓
Quarter ending March 2016	3,172	↓
Quarter ending June 2016	3,104	↓
Quarter ending September 2016	3,117	→
Variance since September 2015	(6.7%)	↓



ACTIVITY

Cumulative percentage of contracted UDA delivered 2016 & 2017



Month	Adjusted Scheduled Activity (UDA)	
	2016	2017
April	128	424
May	683	1,043
June	1,094	1,644
July	1,989	2,437
August	2,811	3,099
September	3,499	3,696
October	4,060	
November	4,844	
December	5,671	
January	6,031	
February	7,061	
March	7,689	
April	7,811	
May	7,811	
June	7,811	

QUALITY

	Quantity	Base Number	Contract	AT	Region	England
% of FP17s for the same patient ID Re-attending within 3 months - Children	18	463	3.9%	9.9%	11.8%	12.4%
% of FP17s for the same patient ID Re-attending within 3 months - Adults	225	1,442	15.6%	16.0%	17.1%	16.7%
% of FP17s for the same patient ID Re-attending between 3 & 9 months - Children	194	463	41.9%	45.4%	45.8%	57.4%
% of FP17s for the same patient ID Re-attending between 3 & 9 months - Adults	636	1,442	44.1%	37.0%	37.6%	50.5%
% of FP17s for Band 1 Urgent Courses	185	1,824	10.1%	11.0%	10.6%	9.1%
% of FP17s Relating to Free Repair or Replacements	6	1,824	0.3%	0.6%	0.6%	0.8%
% of FP17s Relating to Continuations	22	1,824	1.2%	0.7%	0.9%	1.3%
% of Patients satisfied with the dentistry they have received	5	5	N/A	90.9%	90.2%	93.2%
% of Patients satisfied with the time they had to wait for an appointment	4	5	N/A	83.8%	83.8%	89.0%

* This is based on patients treated on this contract for their most recent course of treatment. Figures in italics indicate the base number of FP17s or Patient Questionnaire responses are less than 100. N/A is shown where the base number of responses is less than 10 during the period. % is calculated as Quantity/Base number*100

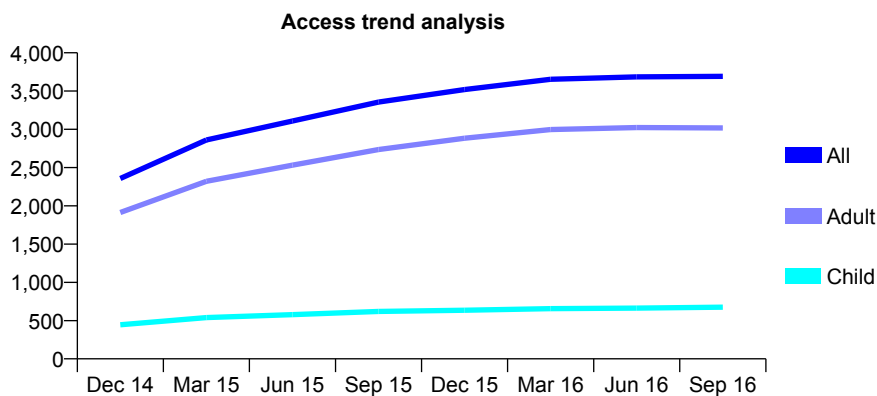
Q62 - Vital Signs At a Glance Contract Report for 159328/0001 - September 2016

Name or company name	Bhuva Dental Surgery - Pinner
Contract type name	GDS Contract
Purpose of contract	General
Contract start date	01/04/2014
Contract end date	

16/17 Contracted general activity (UDA)	7,956
Carry forward general activity (UDA)	-28
16/17 Contracted orthodontic activity (UOA)	0
Carry forward orthodontic activity (UOA)	0
Baseline contract value	£217,737.81

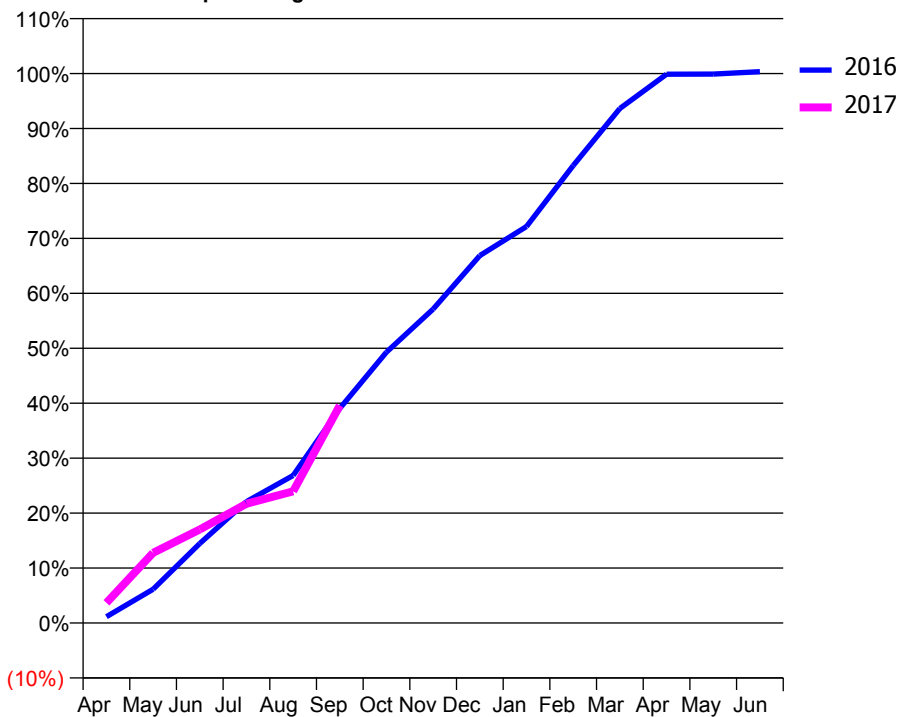
ACCESS*

Patients seen in 24 months	Total	Change since previous quarter
Quarter ending September 2015	3,356	
Quarter ending December 2015	3,519	↑
Quarter ending March 2016	3,654	↑
Quarter ending June 2016	3,686	→
Quarter ending September 2016	3,692	→
Variance since September 2015	10.0%	↑



ACTIVITY

Cumulative percentage of contracted UDA delivered 2016 & 2017



Month	Adjusted Scheduled Activity (UDA)	
	2016	2017
April	91	292
May	489	1,016
June	1,151	1,355
July	1,758	1,728
August	2,136	1,907
September	3,108	3,150
October	3,922	
November	4,547	
December	5,320	
January	5,742	
February	6,622	
March	7,449	
April	7,945	
May	7,947	
June	7,983	

QUALITY

	Quantity	Base Number	Contract	AT	Region	England
% of FP17s for the same patient ID Re-attending within 3 months - Children	11	422	2.6%	9.9%	11.8%	12.4%
% of FP17s for the same patient ID Re-attending within 3 months - Adults	114	1,748	6.5%	16.0%	17.1%	16.7%
% of FP17s for the same patient ID Re-attending between 3 & 9 months - Children	222	422	52.6%	45.4%	45.8%	57.4%
% of FP17s for the same patient ID Re-attending between 3 & 9 months - Adults	1,028	1,748	58.8%	37.0%	37.6%	50.5%
% of FP17s for Band 1 Urgent Courses	77	1,862	4.1%	11.0%	10.6%	9.1%
% of FP17s Relating to Free Repair or Replacements	0	1,862	0.0%	0.6%	0.6%	0.8%
% of FP17s Relating to Continuations	0	1,862	0.0%	0.7%	0.9%	1.3%
% of Patients satisfied with the dentistry they have received	3	3	N/A	90.9%	90.2%	93.2%
% of Patients satisfied with the time they had to wait for an appointment	3	3	N/A	83.8%	83.8%	89.0%

* This is based on patients treated on this contract for their most recent course of treatment. Figures in italics indicate the base number of FP17s or Patient Questionnaire responses are less than 100. N/A is shown where the base number of responses is less than 10 during the period. % is calculated as Quantity/Base number*100

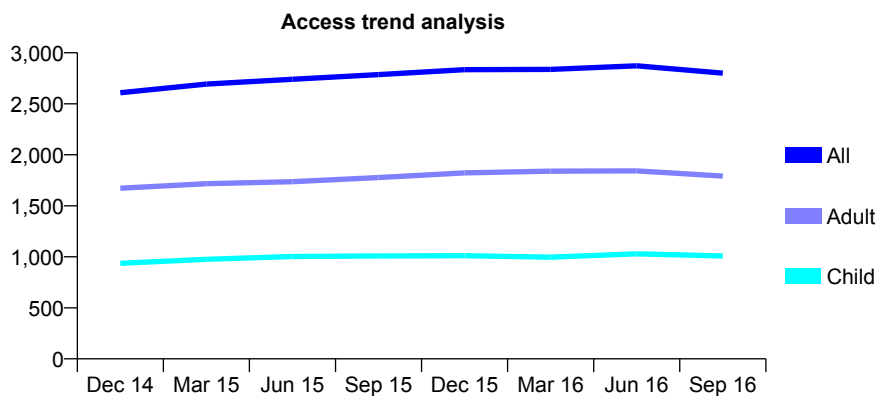
Q62 - Vital Signs At a Glance Contract Report for 160210/0001 - September 2016

Name or company name	Dr. H. Shakir & Dr. M. Eyrumlu
Contract type name	GDS Contract
Purpose of contract	General
Contract start date	01/11/2012
Contract end date	

16/17 Contracted general activity (UDA)	9,436
Carry forward general activity (UDA)	370
16/17 Contracted orthodontic activity (UOA)	0
Carry forward orthodontic activity (UOA)	0
Baseline contract value	£381,122.47

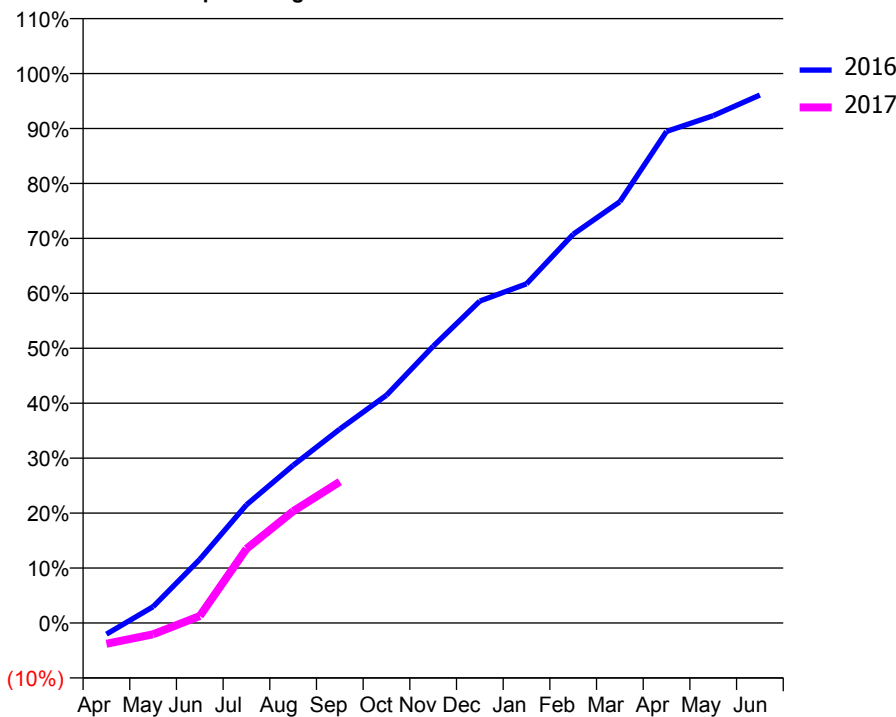
ACCESS*

Patients seen in 24 months	Total	Change since previous quarter
Quarter ending September 2015	2,786	
Quarter ending December 2015	2,834	→
Quarter ending March 2016	2,837	→
Quarter ending June 2016	2,872	→
Quarter ending September 2016	2,800	↓
Variance since September 2015	0.5%	→



ACTIVITY

Cumulative percentage of contracted UDA delivered 2016 & 2017



Adjusted Scheduled Activity (UDA)

Month	2016	2017
April	-194	-358
May	281	-197
June	1,094	120
July	2,029	1,274
August	2,708	1,921
September	3,330	2,425
October	3,912	
November	4,753	
December	5,528	
January	5,825	
February	6,676	
March	7,234	
April	8,441	
May	8,711	
June	9,066	

QUALITY

	Quantity	Base Number	Contract	AT	Region	England
% of FP17s for the same patient ID Re-attending within 3 months - Children	53	660	8.0%	9.9%	11.8%	12.4%
% of FP17s for the same patient ID Re-attending within 3 months - Adults	144	970	14.8%	16.0%	17.1%	16.7%
% of FP17s for the same patient ID Re-attending between 3 & 9 months - Children	278	660	42.1%	45.4%	45.8%	57.4%
% of FP17s for the same patient ID Re-attending between 3 & 9 months - Adults	279	970	28.8%	37.0%	37.6%	50.5%
% of FP17s for Band 1 Urgent Courses	130	999	13.0%	11.0%	10.6%	9.1%
% of FP17s Relating to Free Repair or Replacements	7	999	0.7%	0.6%	0.6%	0.8%
% of FP17s Relating to Continuations	11	999	1.1%	0.7%	0.9%	1.3%
% of Patients satisfied with the dentistry they have received	0	1	N/A	90.9%	90.2%	93.2%
% of Patients satisfied with the time they had to wait for an appointment	0	1	N/A	83.8%	83.8%	89.0%

* This is based on patients treated on this contract for their most recent course of treatment. Figures in italics indicate the base number of FP17s or Patient Questionnaire responses are less than 100. N/A is shown where the base number of responses is less than 10 during the period. % is calculated as Quantity/Base number*100

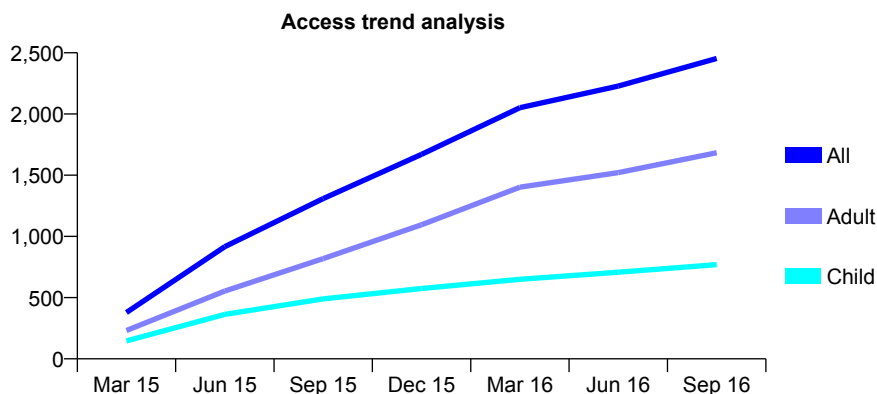
Q62 - Vital Signs At a Glance Contract Report for 160423/0001 - September 2016

Name or company name	Mr Neil Paryani & Ms Poonam Paryani
Contract type name	GDS Contract
Purpose of contract	General
Contract start date	01/01/2015
Contract end date	

16/17 Contracted general activity (UDA)	8,179
Carry forward general activity (UDA)	-68
16/17 Contracted orthodontic activity (UOA)	0
Carry forward orthodontic activity (UOA)	0
Baseline contract value	£226,746.99

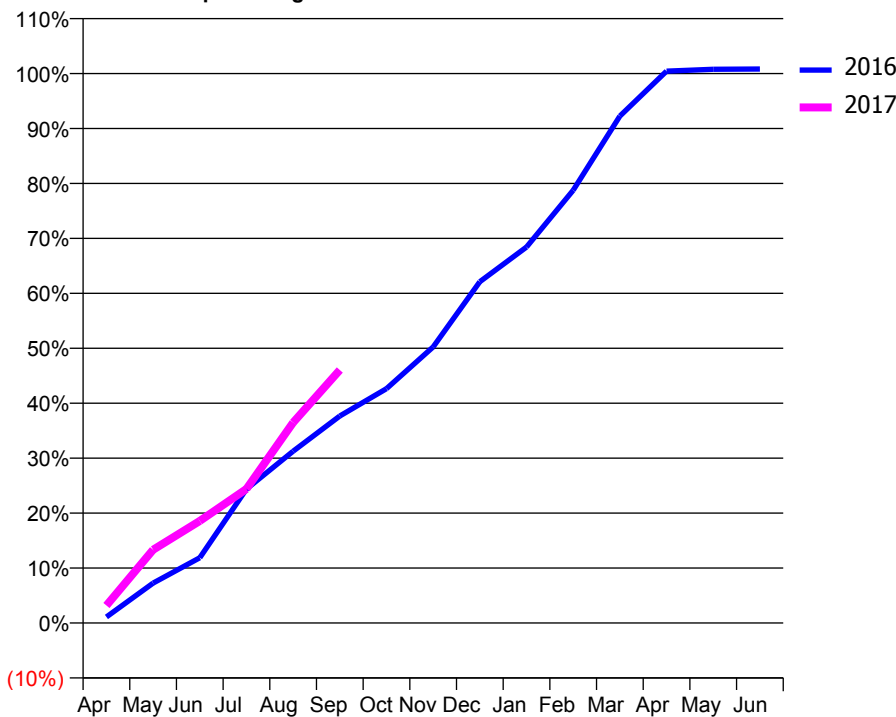
ACCESS*

Patients seen in 24 months	Total	Change since previous quarter
Quarter ending September 2015	1,309	
Quarter ending December 2015	1,670	↑
Quarter ending March 2016	2,052	↑
Quarter ending June 2016	2,228	↑
Quarter ending September 2016	2,454	↑
Variance since September 2015	87.5%	↑



ACTIVITY

Cumulative percentage of contracted UDA delivered 2016 & 2017



Adjusted Scheduled Activity (UDA)

Month	2016	2017
April	91	261
May	595	1,091
June	971	1,519
July	1,993	1,995
August	2,557	2,983
September	3,082	3,767
October	3,489	
November	4,109	
December	5,081	
January	5,596	
February	6,442	
March	7,545	
April	8,214	
May	8,243	
June	8,247	

QUALITY

	Quantity	Base Number	Contract	AT	Region	England
% of FP17s for the same patient ID Re-attending within 3 months - Children	86	566	15.2%	9.9%	11.8%	12.4%
% of FP17s for the same patient ID Re-attending within 3 months - Adults	241	996	24.2%	16.0%	17.1%	16.7%
% of FP17s for the same patient ID Re-attending between 3 & 9 months - Children	223	566	39.4%	45.4%	45.8%	57.4%
% of FP17s for the same patient ID Re-attending between 3 & 9 months - Adults	311	996	31.2%	37.0%	37.6%	50.5%
% of FP17s for Band 1 Urgent Courses	179	1,375	13.0%	11.0%	10.6%	9.1%
% of FP17s Relating to Free Repair or Replacements	2	1,375	0.1%	0.6%	0.6%	0.8%
% of FP17s Relating to Continuations	13	1,375	0.9%	0.7%	0.9%	1.3%
% of Patients satisfied with the dentistry they have received	0	0	N/A	90.9%	90.2%	93.2%
% of Patients satisfied with the time they had to wait for an appointment	0	0	N/A	83.8%	83.8%	89.0%

* This is based on patients treated on this contract for their most recent course of treatment. Figures in italics indicate the base number of FP17s or Patient Questionnaire responses are less than 100. N/A is shown where the base number of responses is less than 10 during the period. % is calculated as Quantity/Base number*100

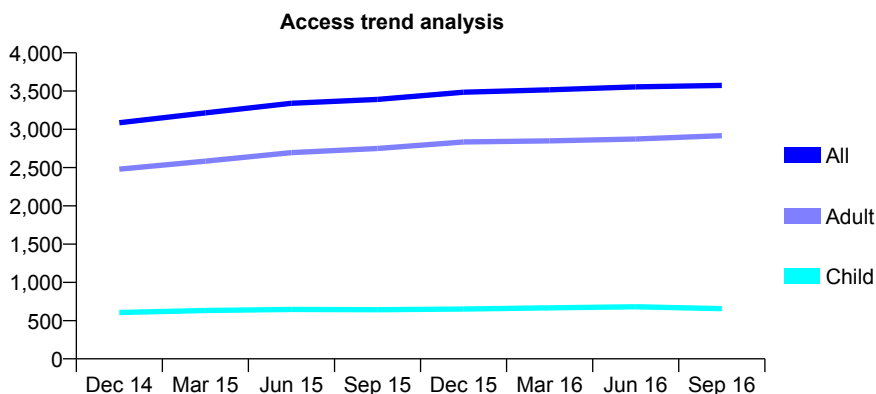
Q62 - Vital Signs At a Glance Contract Report for 161055/0001 - September 2016

Name or company name	Dental Magic (Care) Ltd
Contract type name	PDS Plus Contract
Purpose of contract	General
Contract start date	01/04/2010
Contract end date	31/03/2020

16/17 Contracted general activity (UDA)	14,779
Carry forward general activity (UDA)	0
16/17 Contracted orthodontic activity (UOA)	0
Carry forward orthodontic activity (UOA)	0
Baseline contract value	£382,662.03

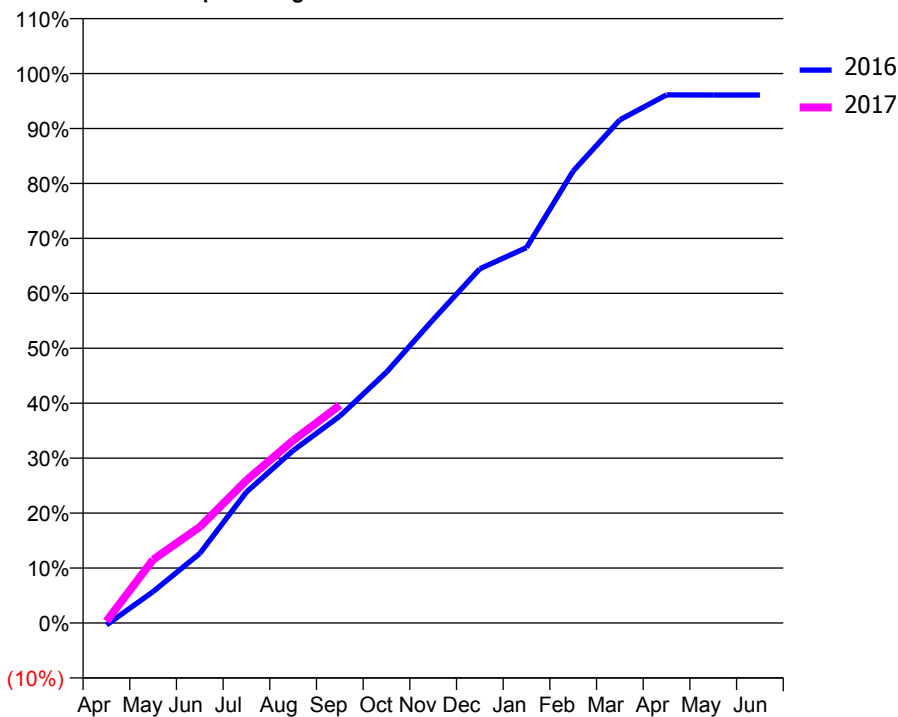
ACCESS*

Patients seen in 24 months	Total	Change since previous quarter
Quarter ending September 2015	3,391	
Quarter ending December 2015	3,485	↑
Quarter ending March 2016	3,516	→
Quarter ending June 2016	3,555	→
Quarter ending September 2016	3,573	→
Variance since September 2015	5.4%	↑



ACTIVITY

Cumulative percentage of contracted UDA delivered 2016 & 2017



Month	Adjusted Scheduled Activity (UDA)	
	2016	2017
April	-56	48
May	844	1,705
June	1,869	2,585
July	3,524	3,839
August	4,639	4,911
September	5,564	5,857
October	6,749	
November	8,159	
December	9,529	
January	10,098	
February	12,155	
March	13,534	
April	14,203	
May	14,199	
June	14,199	

QUALITY

	Quantity	Base Number	Contract	AT	Region	England
% of FP17s for the same patient ID Re-attending within 3 months - Children	32	417	7.7%	9.9%	11.8%	12.4%
% of FP17s for the same patient ID Re-attending within 3 months - Adults	264	1,685	15.7%	16.0%	17.1%	16.7%
% of FP17s for the same patient ID Re-attending between 3 & 9 months - Children	233	417	55.9%	45.4%	45.8%	57.4%
% of FP17s for the same patient ID Re-attending between 3 & 9 months - Adults	752	1,685	44.6%	37.0%	37.6%	50.5%
% of FP17s for Band 1 Urgent Courses	190	1,931	9.8%	11.0%	10.6%	9.1%
% of FP17s Relating to Free Repair or Replacements	20	1,931	1.0%	0.6%	0.6%	0.8%
% of FP17s Relating to Continuations	12	1,931	0.6%	0.7%	0.9%	1.3%
% of Patients satisfied with the dentistry they have received	23	27	85.2%	90.9%	90.2%	93.2%
% of Patients satisfied with the time they had to wait for an appointment	21	27	77.8%	83.8%	83.8%	89.0%

* This is based on patients treated on this contract for their most recent course of treatment. Figures in italics indicate the base number of FP17s or Patient Questionnaire responses are less than 100. N/A is shown where the base number of responses is less than 10 during the period. % is calculated as Quantity/Base number*100

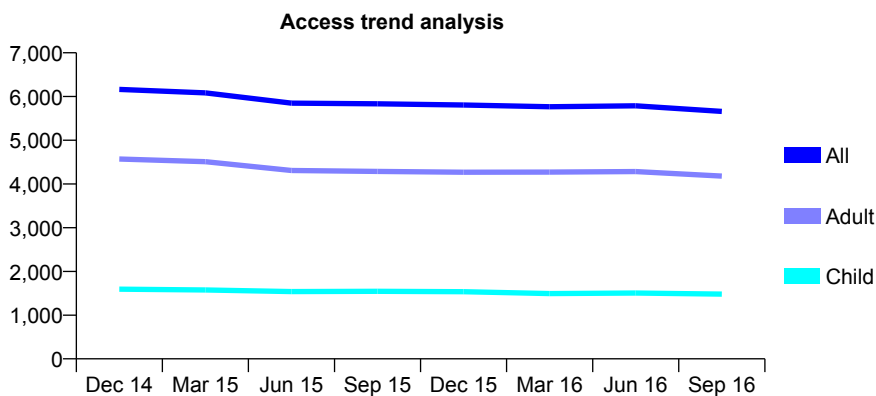
Q62 - Vital Signs At a Glance Contract Report for 164178/0001 - September 2016

Name or company name	Perfect Smile SDS
Contract type name	GDS Contract
Purpose of contract	General
Contract start date	01/01/2012
Contract end date	

16/17 Contracted general activity (UDA)	21,240
Carry forward general activity (UDA)	0
16/17 Contracted orthodontic activity (UOA)	0
Carry forward orthodontic activity (UOA)	0
Baseline contract value	£667,581.80

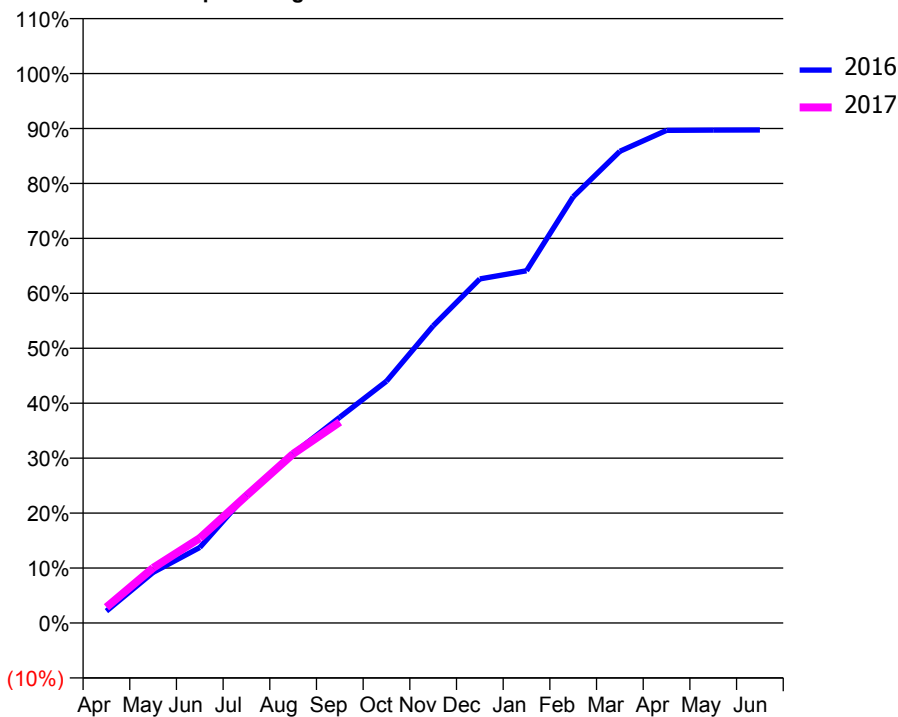
ACCESS*

Patients seen in 24 months	Total	Change since previous quarter
Quarter ending September 2015	5,833	
Quarter ending December 2015	5,806	→
Quarter ending March 2016	5,766	→
Quarter ending June 2016	5,789	→
Quarter ending September 2016	5,659	↓
Variance since September 2015	(3.0%)	↓



ACTIVITY

Cumulative percentage of contracted UDA delivered 2016 & 2017



Month	Adjusted Scheduled Activity (UDA)	
	2016	2017
April	460	612
May	1,959	2,131
June	2,922	3,281
July	4,958	4,925
August	6,547	6,541
September	7,956	7,768
October	9,347	
November	11,487	
December	13,302	
January	13,617	
February	16,476	
March	18,235	
April	19,040	
May	19,052	
June	19,058	

QUALITY

	Quantity	Base Number	Contract	AT	Region	England
% of FP17s for the same patient ID Re-attending within 3 months - Children	74	821	9.0%	9.9%	11.8%	12.4%
% of FP17s for the same patient ID Re-attending within 3 months - Adults	386	2,200	17.5%	16.0%	17.1%	16.7%
% of FP17s for the same patient ID Re-attending between 3 & 9 months - Children	234	821	28.5%	45.4%	45.8%	57.4%
% of FP17s for the same patient ID Re-attending between 3 & 9 months - Adults	719	2,200	32.7%	37.0%	37.6%	50.5%
% of FP17s for Band 1 Urgent Courses	169	2,752	6.1%	11.0%	10.6%	9.1%
% of FP17s Relating to Free Repair or Replacements	29	2,752	1.1%	0.6%	0.6%	0.8%
% of FP17s Relating to Continuations	83	2,752	3.0%	0.7%	0.9%	1.3%
% of Patients satisfied with the dentistry they have received	10	10	100.0%	90.9%	90.2%	93.2%
% of Patients satisfied with the time they had to wait for an appointment	10	10	100.0%	83.8%	83.8%	89.0%

* This is based on patients treated on this contract for their most recent course of treatment. Figures in italics indicate the base number of FP17s or Patient Questionnaire responses are less than 100. N/A is shown where the base number of responses is less than 10 during the period. % is calculated as Quantity/Base number*100

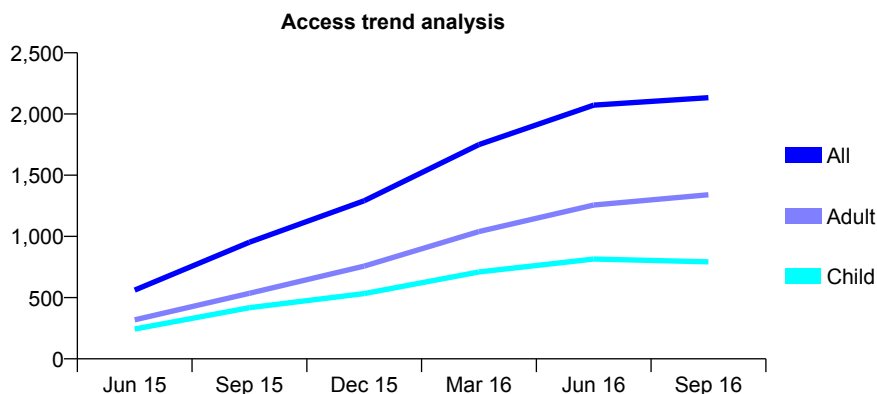
Q62 - Vital Signs At a Glance Contract Report for 164224/0001 - September 2016

Name or company name	Mr M Takhayori, Mrs P Massoudi
Contract type name	GDS Contract
Purpose of contract	General
Contract start date	01/04/2015
Contract end date	

16/17 Contracted general activity (UDA)	7,991
Carry forward general activity (UDA)	0
16/17 Contracted orthodontic activity (UOA)	0
Carry forward orthodontic activity (UOA)	0
Baseline contract value	£212,213.69

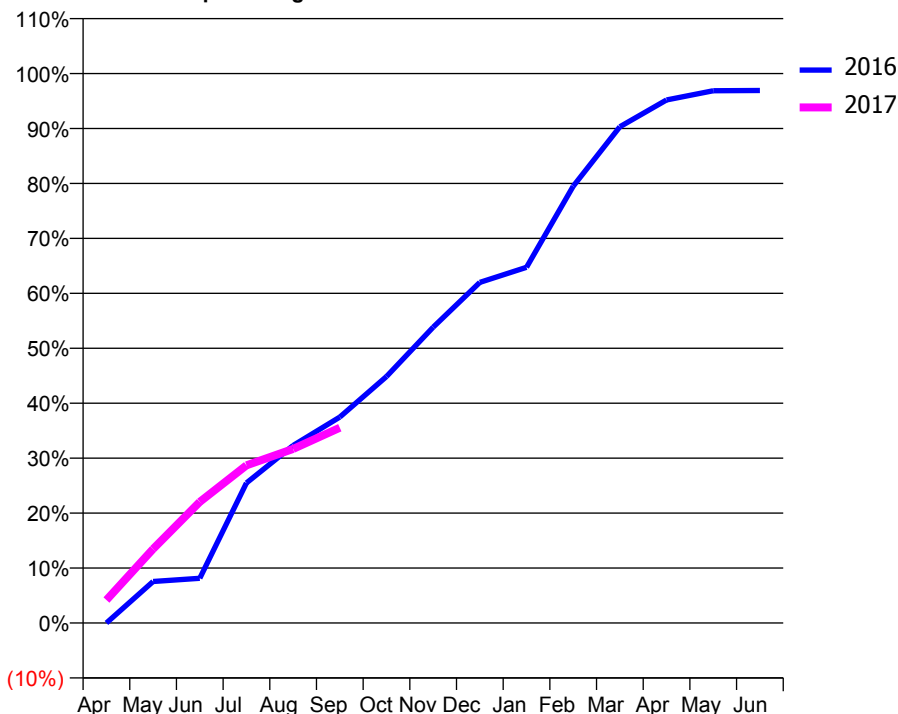
ACCESS*

Patients seen in 24 months	Total	Change since previous quarter
Quarter ending September 2015	953	
Quarter ending December 2015	1,291	↑
Quarter ending March 2016	1,750	↑
Quarter ending June 2016	2,072	↑
Quarter ending September 2016	2,133	↑
Variance since September 2015	123.8%	↑



ACTIVITY

Cumulative percentage of contracted UDA delivered 2016 & 2017



Adjusted Scheduled Activity (UDA)

Month	2016	2017
April	0	334
May	604	1,077
June	650	1,762
July	2,038	2,294
August	2,581	2,532
September	2,994	2,841
October	3,585	
November	4,302	
December	4,954	
January	5,173	
February	6,351	
March	7,216	
April	7,607	
May	7,740	
June	7,744	

QUALITY

	Quantity	Base Number	Contract	AT	Region	England
% of FP17s for the same patient ID Re-attending within 3 months - Children	24	388	6.2%	9.9%	11.8%	12.4%
% of FP17s for the same patient ID Re-attending within 3 months - Adults	78	662	11.8%	16.0%	17.1%	16.7%
% of FP17s for the same patient ID Re-attending between 3 & 9 months - Children	123	388	31.7%	45.4%	45.8%	57.4%
% of FP17s for the same patient ID Re-attending between 3 & 9 months - Adults	181	662	27.3%	37.0%	37.6%	50.5%
% of FP17s for Band 1 Urgent Courses	77	864	8.9%	11.0%	10.6%	9.1%
% of FP17s Relating to Free Repair or Replacements	0	864	0.0%	0.6%	0.6%	0.8%
% of FP17s Relating to Continuations	5	864	0.6%	0.7%	0.9%	1.3%
% of Patients satisfied with the dentistry they have received	11	11	100.0%	90.9%	90.2%	93.2%
% of Patients satisfied with the time they had to wait for an appointment	7	11	63.6%	83.8%	83.8%	89.0%

* This is based on patients treated on this contract for their most recent course of treatment. Figures in italics indicate the base number of FP17s or Patient Questionnaire responses are less than 100. N/A is shown where the base number of responses is less than 10 during the period. % is calculated as Quantity/Base number*100

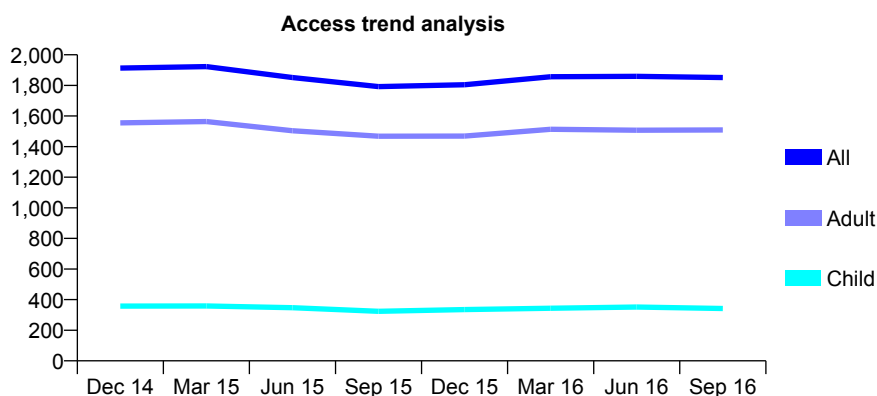
Q62 - Vital Signs At a Glance Contract Report for 165409/0001 - September 2016

Name or company name	Dr. Satinder Dhama & Dr. Sonia Dhama
Contract type name	GDS Contract
Purpose of contract	General
Contract start date	01/12/2012
Contract end date	

16/17 Contracted general activity (UDA)	7,042
Carry forward general activity (UDA)	0
16/17 Contracted orthodontic activity (UOA)	0
Carry forward orthodontic activity (UOA)	0
Baseline contract value	£183,216.50

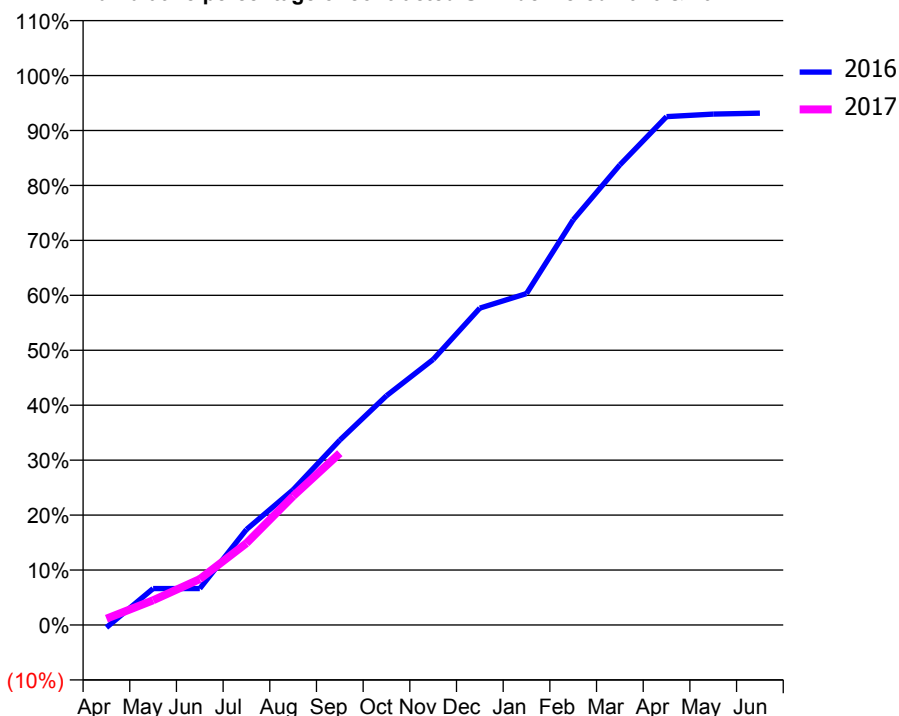
ACCESS*

Patients seen in 24 months	Total	Change since previous quarter
Quarter ending September 2015	1,792	
Quarter ending December 2015	1,804	→
Quarter ending March 2016	1,857	↑
Quarter ending June 2016	1,859	→
Quarter ending September 2016	1,851	→
Variance since September 2015	3.3%	↑



ACTIVITY

Cumulative percentage of contracted UDA delivered 2016 & 2017



Month	Adjusted Scheduled Activity (UDA)	
	2016	2017
April	-34	81
May	467	318
June	467	588
July	1,225	1,048
August	1,733	1,651
September	2,369	2,203
October	2,939	
November	3,403	
December	4,061	
January	4,247	
February	5,192	
March	5,897	
April	6,515	
May	6,548	
June	6,560	

QUALITY

	Quantity	Base Number	Contract	AT	Region	England
% of FP17s for the same patient ID Re-attending within 3 months - Children	19	208	9.1%	9.9%	11.8%	12.4%
% of FP17s for the same patient ID Re-attending within 3 months - Adults	176	852	20.7%	16.0%	17.1%	16.7%
% of FP17s for the same patient ID Re-attending between 3 & 9 months - Children	91	208	43.8%	45.4%	45.8%	57.4%
% of FP17s for the same patient ID Re-attending between 3 & 9 months - Adults	271	852	31.8%	37.0%	37.6%	50.5%
% of FP17s for Band 1 Urgent Courses	108	747	14.5%	11.0%	10.6%	9.1%
% of FP17s Relating to Free Repair or Replacements	3	747	0.4%	0.6%	0.6%	0.8%
% of FP17s Relating to Continuations	9	747	1.2%	0.7%	0.9%	1.3%
% of Patients satisfied with the dentistry they have received	2	2	N/A	90.9%	90.2%	93.2%
% of Patients satisfied with the time they had to wait for an appointment	2	2	N/A	83.8%	83.8%	89.0%

* This is based on patients treated on this contract for their most recent course of treatment. Figures in italics indicate the base number of FP17s or Patient Questionnaire responses are less than 100. N/A is shown where the base number of responses is less than 10 during the period. % is calculated as Quantity/Base number*100

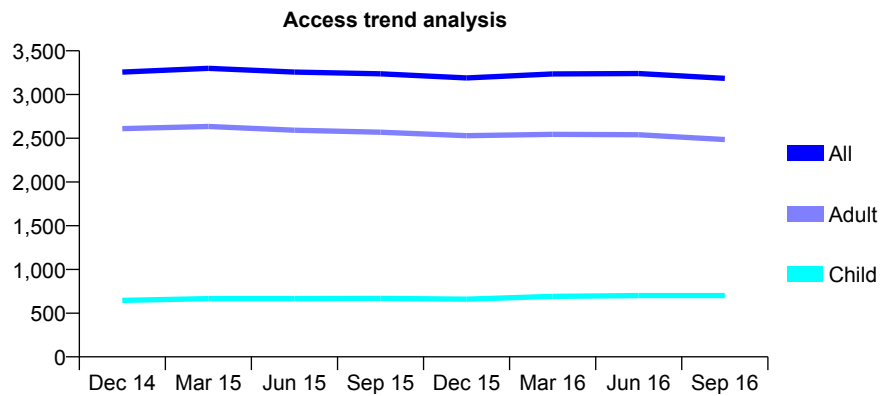
Q62 - Vital Signs At a Glance Contract Report for 165735/0001 - September 2016

Name or company name	Dr M Delahaye, Dr O Bhutta and Dr L Pada
Contract type name	GDS Contract
Purpose of contract	General
Contract start date	01/11/2011
Contract end date	

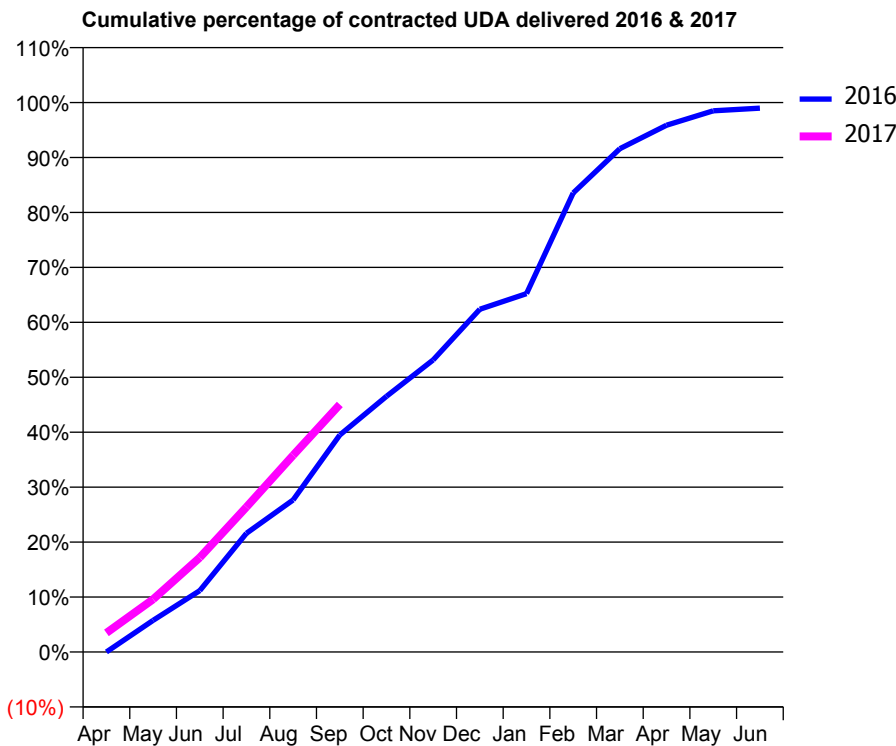
16/17 Contracted general activity (UDA)	7,365
Carry forward general activity (UDA)	0
16/17 Contracted orthodontic activity (UOA)	0
Carry forward orthodontic activity (UOA)	0
Baseline contract value	£194,529.20

ACCESS*

Patients seen in 24 months	Total	Change since previous quarter
Quarter ending September 2015	3,237	
Quarter ending December 2015	3,189	↓
Quarter ending March 2016	3,235	→
Quarter ending June 2016	3,240	→
Quarter ending September 2016	3,185	↓
Variance since September 2015	(1.6%)	↓



ACTIVITY



Month	Adjusted Scheduled Activity (UDA)	
	2016	2017
April	-2	256
May	424	707
June	824	1,267
July	1,592	1,943
August	2,039	2,636
September	2,909	3,317
October	3,427	
November	3,914	
December	4,594	
January	4,803	
February	6,152	
March	6,746	
April	7,060	
May	7,254	
June	7,289	

QUALITY

	Quantity	Base Number	Contract	AT	Region	England
% of FP17s for the same patient ID Re-attending within 3 months - Children	35	437	8.0%	9.9%	11.8%	12.4%
% of FP17s for the same patient ID Re-attending within 3 months - Adults	192	1,413	13.6%	16.0%	17.1%	16.7%
% of FP17s for the same patient ID Re-attending between 3 & 9 months - Children	196	437	44.9%	45.4%	45.8%	57.4%
% of FP17s for the same patient ID Re-attending between 3 & 9 months - Adults	622	1,413	44.0%	37.0%	37.6%	50.5%
% of FP17s for Band 1 Urgent Courses	206	1,601	12.9%	11.0%	10.6%	9.1%
% of FP17s Relating to Free Repair or Replacements	7	1,601	0.4%	0.6%	0.6%	0.8%
% of FP17s Relating to Continuations	15	1,601	0.9%	0.7%	0.9%	1.3%
% of Patients satisfied with the dentistry they have received	4	4	N/A	90.9%	90.2%	93.2%
% of Patients satisfied with the time they had to wait for an appointment	4	4	N/A	83.8%	83.8%	89.0%

* This is based on patients treated on this contract for their most recent course of treatment. Figures in italics indicate the base number of FP17s or Patient Questionnaire responses are less than 100. N/A is shown where the base number of responses is less than 10 during the period. % is calculated as Quantity/Base number*100

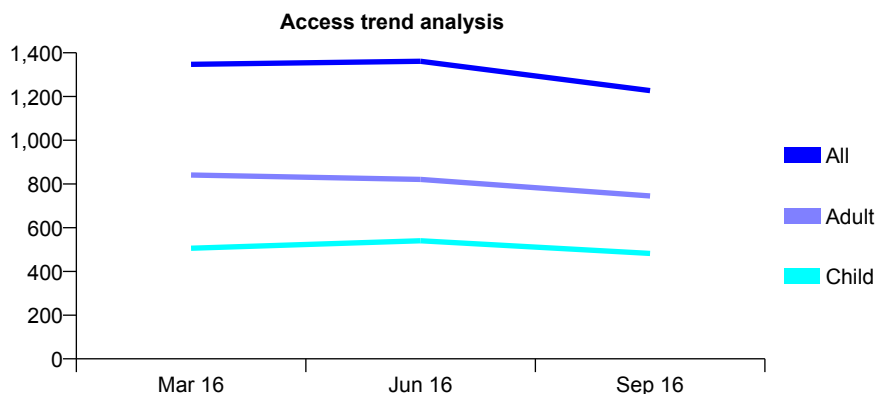
Q62 - Vital Signs At a Glance Contract Report for 165808/0001 - September 2016

Name or company name	Yeading Lane Dental Practice Partnership
Contract type name	GDS Contract
Purpose of contract	General
Contract start date	01/01/2015
Contract end date	

16/17 Contracted general activity (UDA)	5,438
Carry forward general activity (UDA)	0
16/17 Contracted orthodontic activity (UOA)	0
Carry forward orthodontic activity (UOA)	0
Baseline contract value	£128,001.40

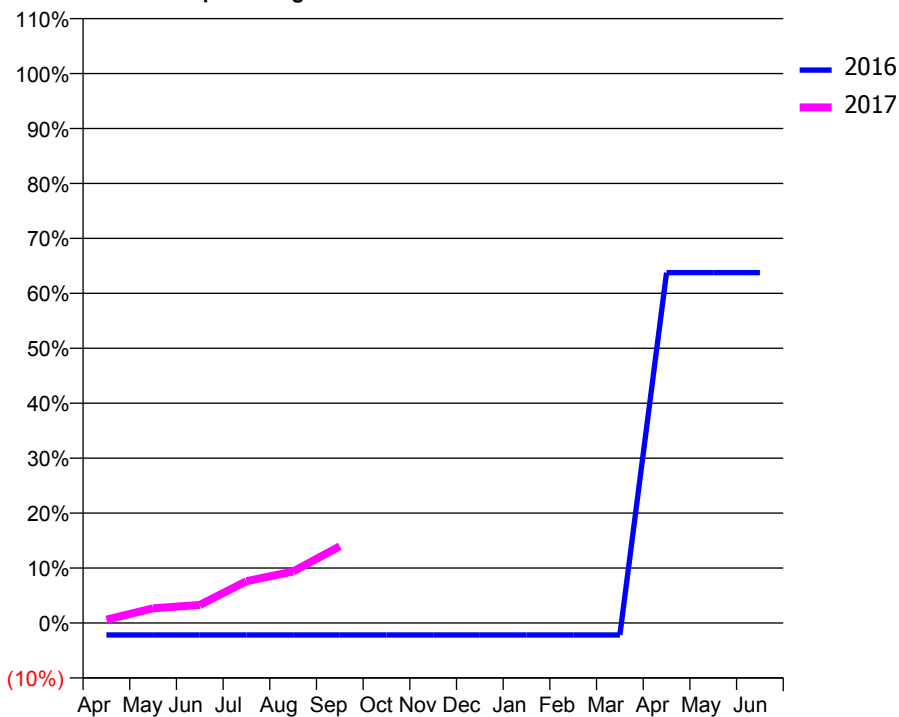
ACCESS*

Patients seen in 24 months	Total	Change since previous quarter
Quarter ending September 2015	0	
Quarter ending December 2015	0	
Quarter ending March 2016	1,347	
Quarter ending June 2016	1,361	→
Quarter ending September 2016	1,227	↓
Variance since September 2015	N/A	



ACTIVITY

Cumulative percentage of contracted UDA delivered 2016 & 2017



Adjusted Scheduled Activity (UDA)

Month	2016	2017
April	-120	33
May	-120	146
June	-120	179
July	-120	413
August	-120	510
September	-120	760
October	-120	
November	-120	
December	-120	
January	-120	
February	-120	
March	-120	
April	3,467	
May	3,467	
June	3,467	

QUALITY

	Quantity	Base Number	Contract	AT	Region	England
% of FP17s for the same patient ID Re-attending within 3 months - Children	4	706	0.6%	9.9%	11.8%	12.4%
% of FP17s for the same patient ID Re-attending within 3 months - Adults	11	1,101	1.0%	16.0%	17.1%	16.7%
% of FP17s for the same patient ID Re-attending between 3 & 9 months - Children	8	706	1.1%	45.4%	45.8%	57.4%
% of FP17s for the same patient ID Re-attending between 3 & 9 months - Adults	8	1,101	0.7%	37.0%	37.6%	50.5%
% of FP17s for Band 1 Urgent Courses	14	335	4.2%	11.0%	10.6%	9.1%
% of FP17s Relating to Free Repair or Replacements	1	335	0.3%	0.6%	0.6%	0.8%
% of FP17s Relating to Continuations	2	335	0.6%	0.7%	0.9%	1.3%
% of Patients satisfied with the dentistry they have received	0	0	N/A	90.9%	90.2%	93.2%
% of Patients satisfied with the time they had to wait for an appointment	0	0	N/A	83.8%	83.8%	89.0%

* This is based on patients treated on this contract for their most recent course of treatment. Figures in italics indicate the base number of FP17s or Patient Questionnaire responses are less than 100. N/A is shown where the base number of responses is less than 10 during the period. % is calculated as Quantity/Base number*100

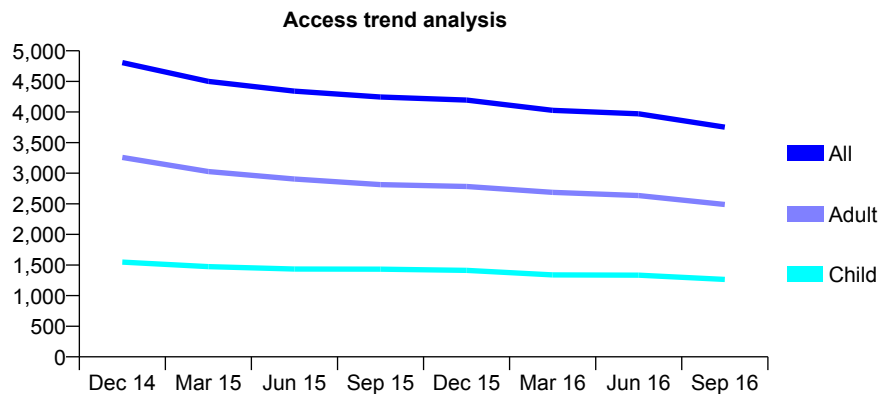
Q62 - Vital Signs At a Glance Contract Report for 166804/0001 - September 2016

Name or company name	The Neasden Dental Clinic
Contract type name	GDS Contract
Purpose of contract	General
Contract start date	01/04/2011
Contract end date	

16/17 Contracted general activity (UDA)	10,922
Carry forward general activity (UDA)	0
16/17 Contracted orthodontic activity (UOA)	0
Carry forward orthodontic activity (UOA)	0
Baseline contract value	£261,509.41

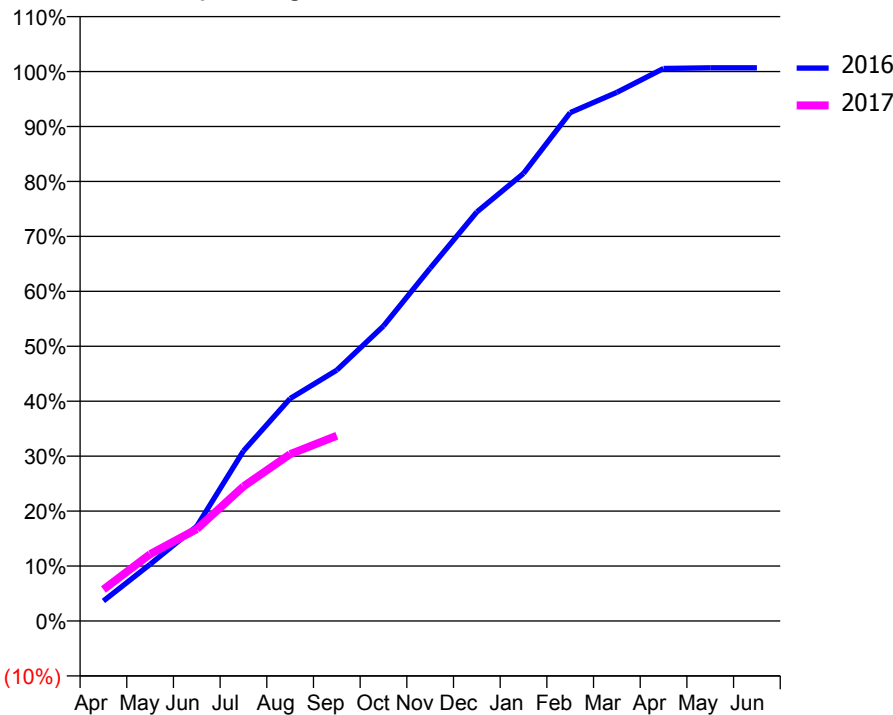
ACCESS*

Patients seen in 24 months	Total	Change since previous quarter
Quarter ending September 2015	4,246	
Quarter ending December 2015	4,196	↓
Quarter ending March 2016	4,027	↓
Quarter ending June 2016	3,971	↓
Quarter ending September 2016	3,753	↓
Variance since September 2015	(11.6%)	↓



ACTIVITY

Cumulative percentage of contracted UDA delivered 2016 & 2017



Month	Adjusted Scheduled Activity (UDA)	
	2016	2017
April	400	627
May	1,129	1,328
June	1,883	1,826
July	3,382	2,675
August	4,423	3,318
September	4,986	3,682
October	5,865	
November	7,011	
December	8,129	
January	8,897	
February	10,105	
March	10,507	
April	10,983	
May	10,995	
June	10,995	

QUALITY

	Quantity	Base Number	Contract	AT	Region	England
% of FP17s for the same patient ID Re-attending within 3 months - Children	49	576	8.5%	9.9%	11.8%	12.4%
% of FP17s for the same patient ID Re-attending within 3 months - Adults	179	1,076	16.6%	16.0%	17.1%	16.7%
% of FP17s for the same patient ID Re-attending between 3 & 9 months - Children	170	576	29.5%	45.4%	45.8%	57.4%
% of FP17s for the same patient ID Re-attending between 3 & 9 months - Adults	318	1,076	29.6%	37.0%	37.6%	50.5%
% of FP17s for Band 1 Urgent Courses	148	1,463	10.1%	11.0%	10.6%	9.1%
% of FP17s Relating to Free Repair or Replacements	15	1,463	1.0%	0.6%	0.6%	0.8%
% of FP17s Relating to Continuations	6	1,463	0.4%	0.7%	0.9%	1.3%
% of Patients satisfied with the dentistry they have received	0	1	N/A	90.9%	90.2%	93.2%
% of Patients satisfied with the time they had to wait for an appointment	0	1	N/A	83.8%	83.8%	89.0%

* This is based on patients treated on this contract for their most recent course of treatment. Figures in italics indicate the base number of FP17s or Patient Questionnaire responses are less than 100. N/A is shown where the base number of responses is less than 10 during the period. % is calculated as Quantity/Base number*100

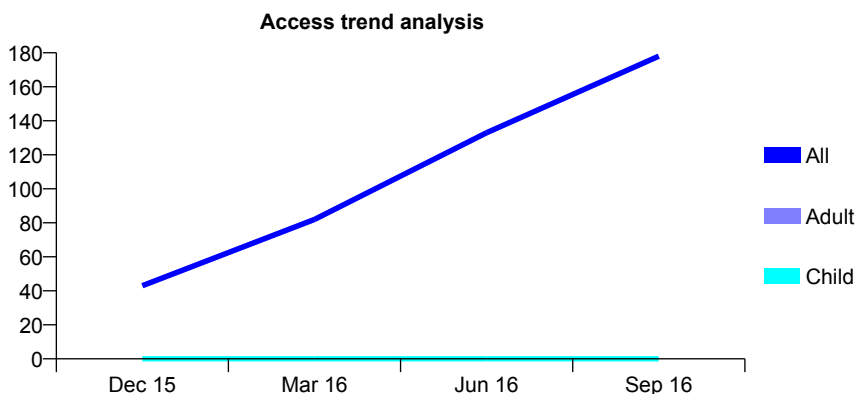
Q62 - Vital Signs At a Glance Contract Report for 167002/0001 - September 2016

Name or company name	Mr AS Khambay and Mrs GK Khambay
Contract type name	PDS Contract
Purpose of contract	General
Contract start date	01/10/2015
Contract end date	30/06/2017

16/17 Contracted general activity (UDA)	733
Carry forward general activity (UDA)	-15
16/17 Contracted orthodontic activity (UOA)	0
Carry forward orthodontic activity (UOA)	0
Baseline contract value	£26,181.72

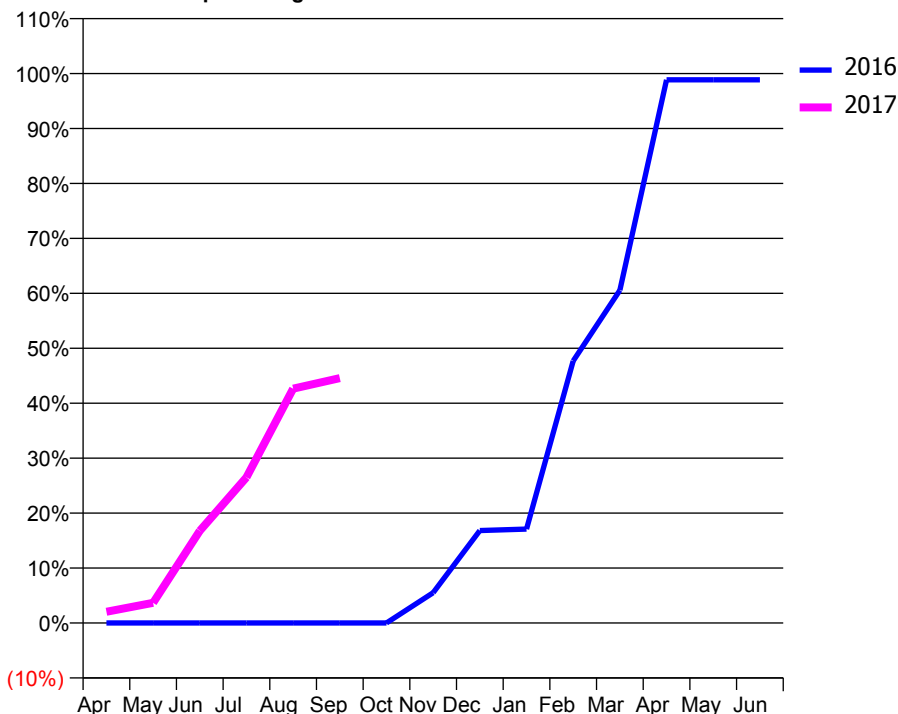
ACCESS*

Patients seen in 24 months	Total	Change since previous quarter
Quarter ending September 2015	0	
Quarter ending December 2015	43	↑
Quarter ending March 2016	82	↑
Quarter ending June 2016	133	↑
Quarter ending September 2016	178	↑
Variance since September 2015	N/A	



ACTIVITY

Cumulative percentage of contracted UDA delivered 2016 & 2017



Month	Adjusted Scheduled Activity (UDA)	
	2016	2017
April	0	15
May	0	27
June	0	123
July	0	194
August	0	313
September	0	327
October	0	
November	20	
December	62	
January	63	
February	175	
March	222	
April	362	
May	362	
June	362	

QUALITY

	Quantity	Base Number	Contract	AT	Region	England
% of FP17s for the same patient ID Re-attending within 3 months - Children	0	0	N/A	9.9%	11.8%	12.4%
% of FP17s for the same patient ID Re-attending within 3 months - Adults	5	111	4.5%	16.0%	17.1%	16.7%
% of FP17s for the same patient ID Re-attending between 3 & 9 months - Children	0	0	N/A	45.4%	45.8%	57.4%
% of FP17s for the same patient ID Re-attending between 3 & 9 months - Adults	10	111	9.0%	37.0%	37.6%	50.5%
% of FP17s for Band 1 Urgent Courses	3	87	3.4%	11.0%	10.6%	9.1%
% of FP17s Relating to Free Repair or Replacements	0	87	0.0%	0.6%	0.6%	0.8%
% of FP17s Relating to Continuations	0	87	0.0%	0.7%	0.9%	1.3%
% of Patients satisfied with the dentistry they have received	0	0	N/A	90.9%	90.2%	93.2%
% of Patients satisfied with the time they had to wait for an appointment	0	0	N/A	83.8%	83.8%	89.0%

* This is based on patients treated on this contract for their most recent course of treatment. Figures in italics indicate the base number of FP17s or Patient Questionnaire responses are less than 100. N/A is shown where the base number of responses is less than 10 during the period. % is calculated as Quantity/Base number*100

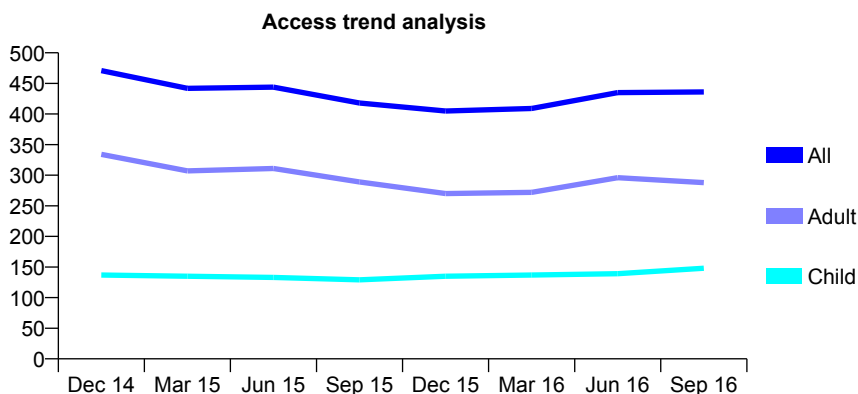
Q62 - Vital Signs At a Glance Contract Report for 168599/0001 - September 2016

Name or company name	Dental Centre 100
Contract type name	GDS Contract
Purpose of contract	General
Contract start date	01/11/2011
Contract end date	

16/17 Contracted general activity (UDA)	1,876
Carry forward general activity (UDA)	83
16/17 Contracted orthodontic activity (UOA)	0
Carry forward orthodontic activity (UOA)	0
Baseline contract value	£49,305.91

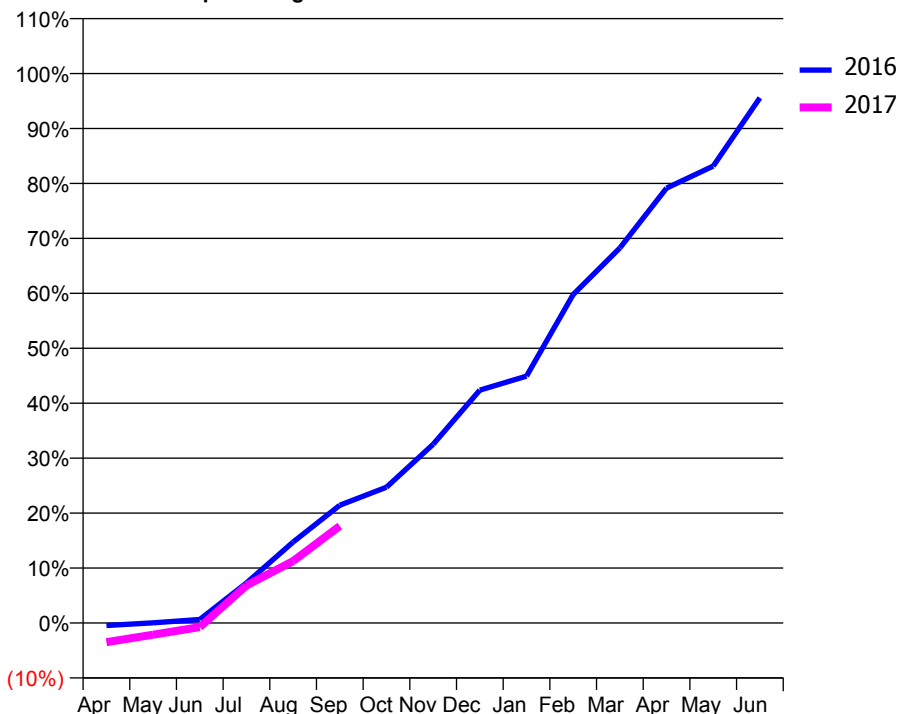
ACCESS*

Patients seen in 24 months	Total	Change since previous quarter
Quarter ending September 2015	418	
Quarter ending December 2015	405	↓
Quarter ending March 2016	409	→
Quarter ending June 2016	435	↑
Quarter ending September 2016	436	→
Variance since September 2015	4.3%	↑



ACTIVITY

Cumulative percentage of contracted UDA delivered 2016 & 2017



Month	Adjusted Scheduled Activity (UDA)	
	2016	2017
April	-9	-66
May	1	-40
June	12	-14
July	137	128
August	276	211
September	402	331
October	464	
November	610	
December	795	
January	843	
February	1,122	
March	1,280	
April	1,485	
May	1,560	
June	1,793	

QUALITY

	Quantity	Base Number	Contract	AT	Region	England
% of FP17s for the same patient ID Re-attending within 3 months - Children	4	75	5.3%	9.9%	11.8%	12.4%
% of FP17s for the same patient ID Re-attending within 3 months - Adults	22	172	12.8%	16.0%	17.1%	16.7%
% of FP17s for the same patient ID Re-attending between 3 & 9 months - Children	25	75	33.3%	45.4%	45.8%	57.4%
% of FP17s for the same patient ID Re-attending between 3 & 9 months - Adults	50	172	29.1%	37.0%	37.6%	50.5%
% of FP17s for Band 1 Urgent Courses	20	156	12.8%	11.0%	10.6%	9.1%
% of FP17s Relating to Free Repair or Replacements	0	156	0.0%	0.6%	0.6%	0.8%
% of FP17s Relating to Continuations	1	156	0.6%	0.7%	0.9%	1.3%
% of Patients satisfied with the dentistry they have received	1	1	N/A	90.9%	90.2%	93.2%
% of Patients satisfied with the time they had to wait for an appointment	1	1	N/A	83.8%	83.8%	89.0%

* This is based on patients treated on this contract for their most recent course of treatment. Figures in italics indicate the base number of FP17s or Patient Questionnaire responses are less than 100. N/A is shown where the base number of responses is less than 10 during the period. % is calculated as Quantity/Base number*100

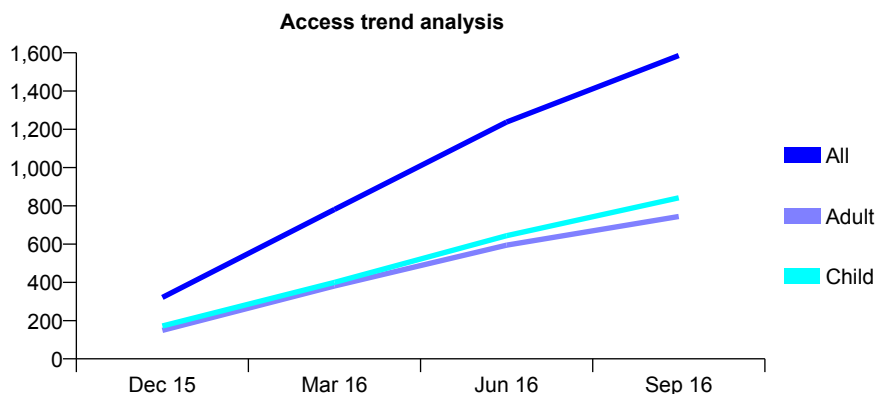
Q62 - Vital Signs At a Glance Contract Report for 168823/0001 - September 2016

Name or company name	MR JJ LAI
Contract type name	GDS Contract
Purpose of contract	General
Contract start date	01/11/2015
Contract end date	

16/17 Contracted general activity (UDA)	7,635
Carry forward general activity (UDA)	0
16/17 Contracted orthodontic activity (UOA)	0
Carry forward orthodontic activity (UOA)	0
Baseline contract value	£200,424.05

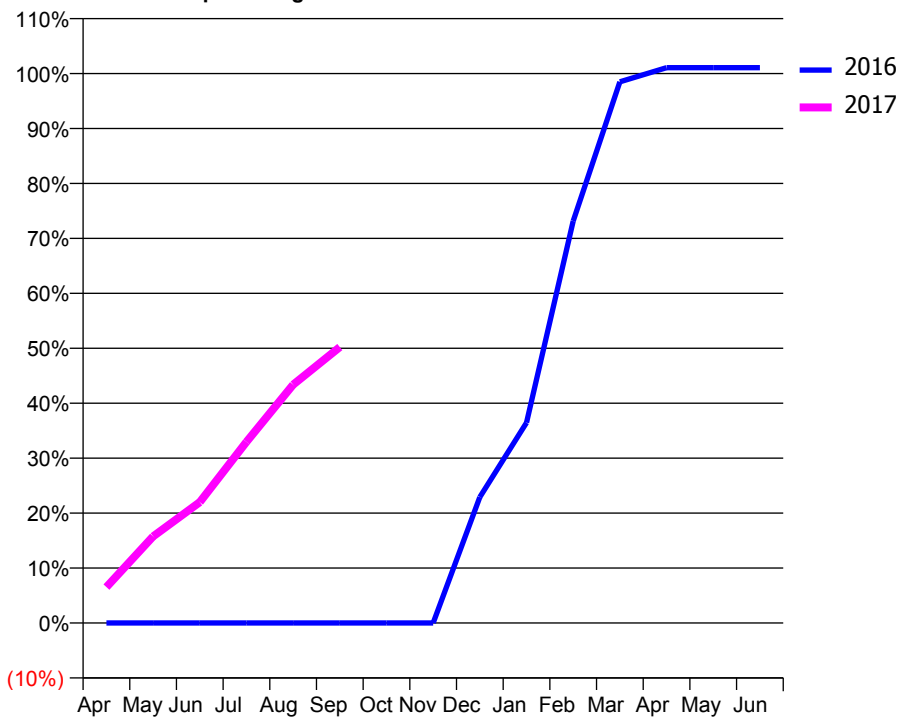
ACCESS*

Patients seen in 24 months	Total	Change since previous quarter
Quarter ending September 2015	0	
Quarter ending December 2015	321	↑
Quarter ending March 2016	781	↑
Quarter ending June 2016	1,238	↑
Quarter ending September 2016	1,586	↑
Variance since September 2015	N/A	



ACTIVITY

Cumulative percentage of contracted UDA delivered 2016 & 2017



Adjusted Scheduled Activity (UDA)

Month	2016	2017
April	0	499
May	0	1,203
June	0	1,680
July	0	2,517
August	0	3,313
September	0	3,834
October	0	
November	0	
December	729	
January	1,160	
February	2,327	
March	3,133	
April	3,215	
May	3,215	
June	3,215	

QUALITY

	Quantity	Base Number	Contract	AT	Region	England
% of FP17s for the same patient ID Re-attending within 3 months - Children	30	656	4.6%	9.9%	11.8%	12.4%
% of FP17s for the same patient ID Re-attending within 3 months - Adults	49	554	8.8%	16.0%	17.1%	16.7%
% of FP17s for the same patient ID Re-attending between 3 & 9 months - Children	154	656	23.5%	45.4%	45.8%	57.4%
% of FP17s for the same patient ID Re-attending between 3 & 9 months - Adults	127	554	22.9%	37.0%	37.6%	50.5%
% of FP17s for Band 1 Urgent Courses	19	1,195	1.6%	11.0%	10.6%	9.1%
% of FP17s Relating to Free Repair or Replacements	0	1,195	0.0%	0.6%	0.6%	0.8%
% of FP17s Relating to Continuations	13	1,195	1.1%	0.7%	0.9%	1.3%
% of Patients satisfied with the dentistry they have received	1	3	N/A	90.9%	90.2%	93.2%
% of Patients satisfied with the time they had to wait for an appointment	2	3	N/A	83.8%	83.8%	89.0%

* This is based on patients treated on this contract for their most recent course of treatment. Figures in italics indicate the base number of FP17s or Patient Questionnaire responses are less than 100. N/A is shown where the base number of responses is less than 10 during the period. % is calculated as Quantity/Base number*100

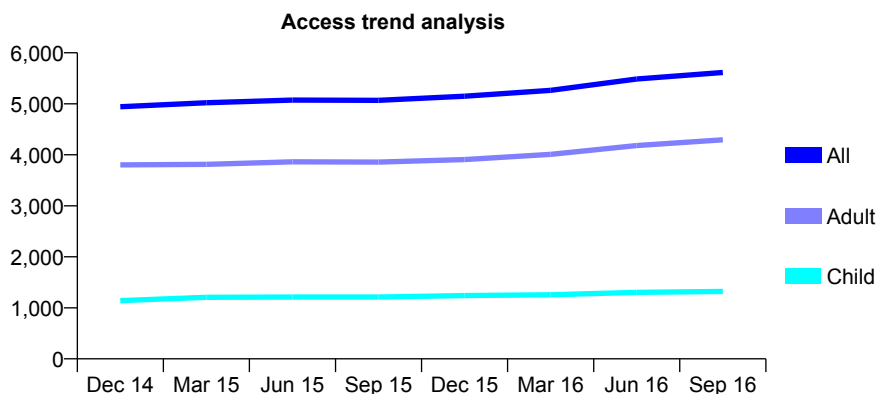
Q62 - Vital Signs At a Glance Contract Report for 169455/0001 - September 2016

Name or company name	Preeman Limited Smile For Life Dental Clin
Contract type name	GDS Contract
Purpose of contract	General
Contract start date	01/04/2011
Contract end date	

16/17 Contracted general activity (UDA)	30,774
Carry forward general activity (UDA)	0
16/17 Contracted orthodontic activity (UOA)	0
Carry forward orthodontic activity (UOA)	0
Baseline contract value	£845,011.98

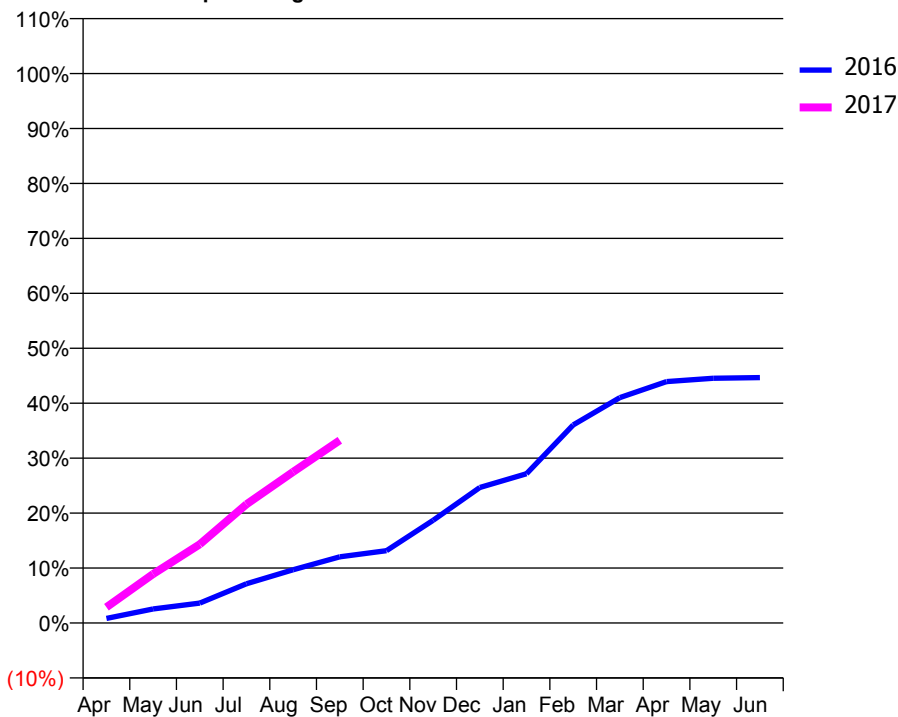
ACCESS*

Patients seen in 24 months	Total	Change since previous quarter
Quarter ending September 2015	5,069	
Quarter ending December 2015	5,149	→
Quarter ending March 2016	5,263	↑
Quarter ending June 2016	5,485	↑
Quarter ending September 2016	5,615	↑
Variance since September 2015	10.8%	↑



ACTIVITY

Cumulative percentage of contracted UDA delivered 2016 & 2017



Month	Adjusted Scheduled Activity (UDA)	
	2016	2017
April	257	885
May	787	2,746
June	1,120	4,408
July	2,200	6,647
August	2,981	8,464
September	3,709	10,233
October	4,054	
November	5,755	
December	7,589	
January	8,360	
February	11,091	
March	12,626	
April	13,523	
May	13,711	
June	13,742	

QUALITY

	Quantity	Base Number	Contract	AT	Region	England
% of FP17s for the same patient ID Re-attending within 3 months - Children	96	1,006	9.5%	9.9%	11.8%	12.4%
% of FP17s for the same patient ID Re-attending within 3 months - Adults	330	2,663	12.4%	16.0%	17.1%	16.7%
% of FP17s for the same patient ID Re-attending between 3 & 9 months - Children	476	1,006	47.3%	45.4%	45.8%	57.4%
% of FP17s for the same patient ID Re-attending between 3 & 9 months - Adults	1,025	2,663	38.5%	37.0%	37.6%	50.5%
% of FP17s for Band 1 Urgent Courses	179	3,338	5.4%	11.0%	10.6%	9.1%
% of FP17s Relating to Free Repair or Replacements	1	3,338	0.0%	0.6%	0.6%	0.8%
% of FP17s Relating to Continuations	26	3,338	0.8%	0.7%	0.9%	1.3%
% of Patients satisfied with the dentistry they have received	1	1	N/A	90.9%	90.2%	93.2%
% of Patients satisfied with the time they had to wait for an appointment	1	1	N/A	83.8%	83.8%	89.0%

* This is based on patients treated on this contract for their most recent course of treatment. Figures in italics indicate the base number of FP17s or Patient Questionnaire responses are less than 100. N/A is shown where the base number of responses is less than 10 during the period. % is calculated as Quantity/Base number*100

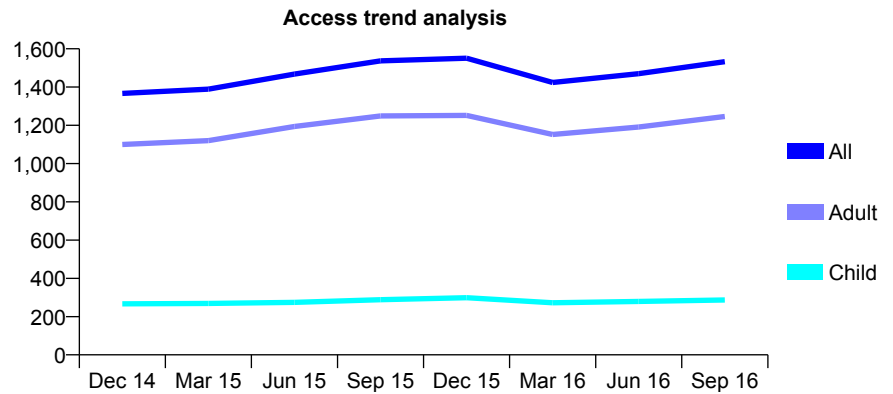
Q62 - Vital Signs At a Glance Contract Report for 171085/0001 - September 2016

Name or company name	Mr B K Vekeria & Mr A Ullah Sheikh
Contract type name	GDS Contract
Purpose of contract	General
Contract start date	01/12/2010
Contract end date	

16/17 Contracted general activity (UDA)	4,341
Carry forward general activity (UDA)	-77
16/17 Contracted orthodontic activity (UOA)	0
Carry forward orthodontic activity (UOA)	0
Baseline contract value	£100,880.16

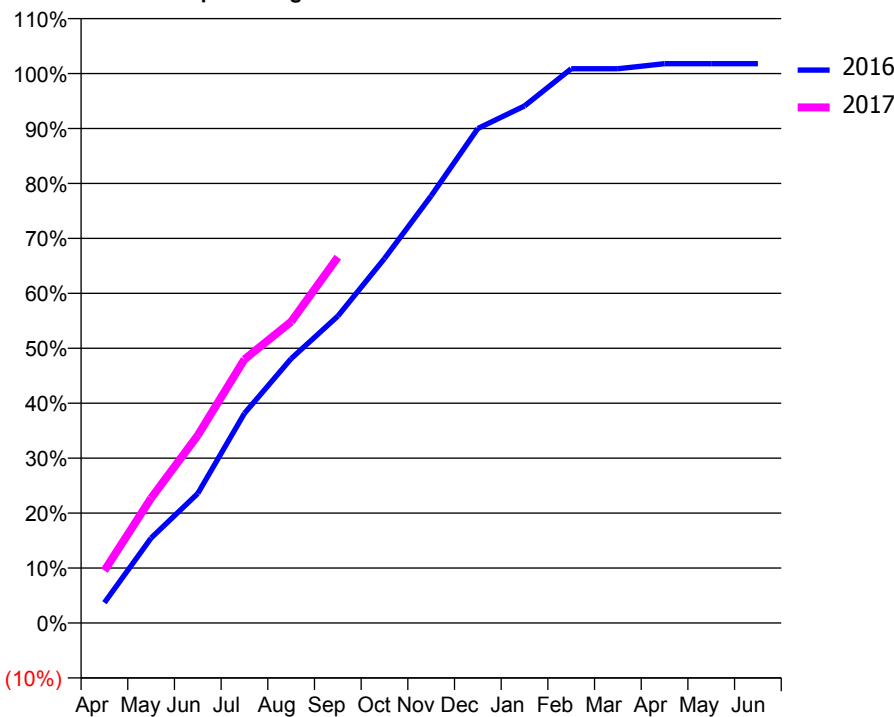
ACCESS*

Patients seen in 24 months	Total	Change since previous quarter
Quarter ending September 2015	1,537	
Quarter ending December 2015	1,551	→
Quarter ending March 2016	1,424	↓
Quarter ending June 2016	1,470	↑
Quarter ending September 2016	1,533	↑
Variance since September 2015	(0.3%)	→



ACTIVITY

Cumulative percentage of contracted UDA delivered 2016 & 2017



Month	Adjusted Scheduled Activity (UDA)	
	2016	2017
April	161	415
May	671	987
June	1,023	1,483
July	1,657	2,083
August	2,088	2,380
September	2,424	2,890
October	2,880	
November	3,375	
December	3,906	
January	4,085	
February	4,378	
March	4,378	
April	4,418	
May	4,418	
June	4,418	

QUALITY

	Quantity	Base Number	Contract	AT	Region	England
% of FP17s for the same patient ID Re-attending within 3 months - Children	10	162	6.2%	9.9%	11.8%	12.4%
% of FP17s for the same patient ID Re-attending within 3 months - Adults	85	650	13.1%	16.0%	17.1%	16.7%
% of FP17s for the same patient ID Re-attending between 3 & 9 months - Children	51	162	31.5%	45.4%	45.8%	57.4%
% of FP17s for the same patient ID Re-attending between 3 & 9 months - Adults	138	650	21.2%	37.0%	37.6%	50.5%
% of FP17s for Band 1 Urgent Courses	115	796	14.4%	11.0%	10.6%	9.1%
% of FP17s Relating to Free Repair or Replacements	4	796	0.5%	0.6%	0.6%	0.8%
% of FP17s Relating to Continuations	10	796	1.3%	0.7%	0.9%	1.3%
% of Patients satisfied with the dentistry they have received	1	1	N/A	90.9%	90.2%	93.2%
% of Patients satisfied with the time they had to wait for an appointment	0	1	N/A	83.8%	83.8%	89.0%

* This is based on patients treated on this contract for their most recent course of treatment. Figures in italics indicate the base number of FP17s or Patient Questionnaire responses are less than 100. N/A is shown where the base number of responses is less than 10 during the period. % is calculated as Quantity/Base number*100

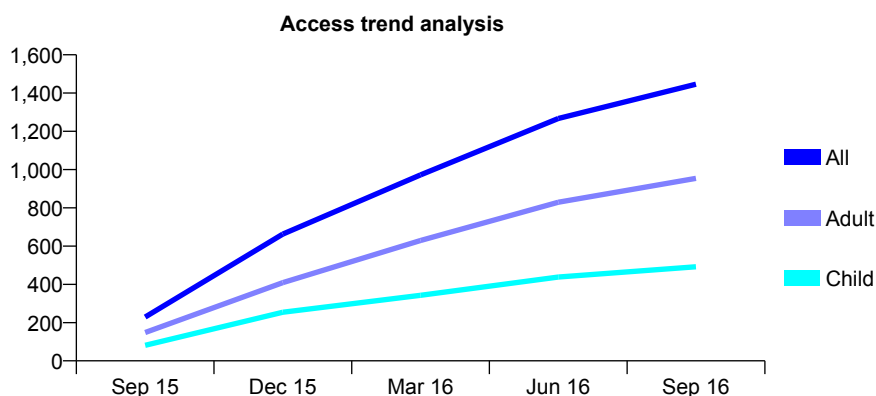
Q62 - Vital Signs At a Glance Contract Report for 172073/0001 - September 2016

Name or company name	Dr Gregory Lai & Dr Nicholas Lai & Associa
Contract type name	GDS Contract
Purpose of contract	General
Contract start date	01/06/2015
Contract end date	

16/17 Contracted general activity (UDA)	8,888
Carry forward general activity (UDA)	0
16/17 Contracted orthodontic activity (UOA)	0
Carry forward orthodontic activity (UOA)	0
Baseline contract value	£260,433.33

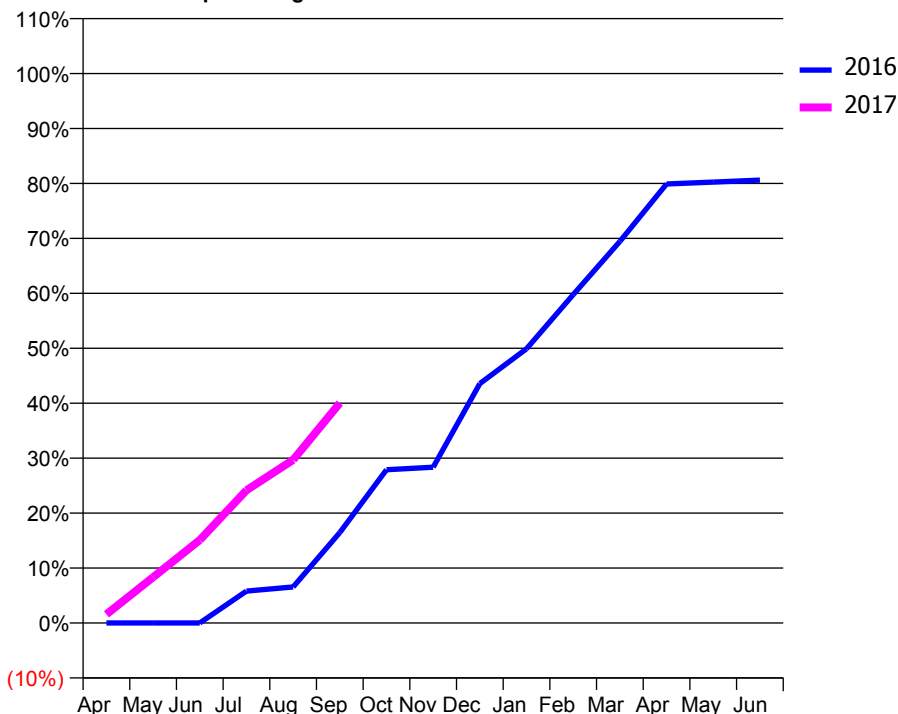
ACCESS*

Patients seen in 24 months	Total	Change since previous quarter
Quarter ending September 2015	229	
Quarter ending December 2015	663	↑
Quarter ending March 2016	972	↑
Quarter ending June 2016	1,267	↑
Quarter ending September 2016	1,446	↑
Variance since September 2015	531.4%	↑



ACTIVITY

Cumulative percentage of contracted UDA delivered 2016 & 2017



Month	Adjusted Scheduled Activity (UDA)	
	2016	2017
April	0	142
May	0	740
June	0	1,343
July	431	2,148
August	485	2,638
September	1,219	3,558
October	2,067	
November	2,100	
December	3,227	
January	3,697	
February	4,426	
March	5,143	
April	5,919	
May	5,943	
June	5,971	

QUALITY

	Quantity	Base Number	Contract	AT	Region	England
% of FP17s for the same patient ID Re-attending within 3 months - Children	17	327	5.2%	9.9%	11.8%	12.4%
% of FP17s for the same patient ID Re-attending within 3 months - Adults	37	579	6.4%	16.0%	17.1%	16.7%
% of FP17s for the same patient ID Re-attending between 3 & 9 months - Children	99	327	30.3%	45.4%	45.8%	57.4%
% of FP17s for the same patient ID Re-attending between 3 & 9 months - Adults	127	579	21.9%	37.0%	37.6%	50.5%
% of FP17s for Band 1 Urgent Courses	45	715	6.3%	11.0%	10.6%	9.1%
% of FP17s Relating to Free Repair or Replacements	0	715	0.0%	0.6%	0.6%	0.8%
% of FP17s Relating to Continuations	5	715	0.7%	0.7%	0.9%	1.3%
% of Patients satisfied with the dentistry they have received	0	0	N/A	90.9%	90.2%	93.2%
% of Patients satisfied with the time they had to wait for an appointment	0	0	N/A	83.8%	83.8%	89.0%

* This is based on patients treated on this contract for their most recent course of treatment. Figures in italics indicate the base number of FP17s or Patient Questionnaire responses are less than 100. N/A is shown where the base number of responses is less than 10 during the period. % is calculated as Quantity/Base number*100

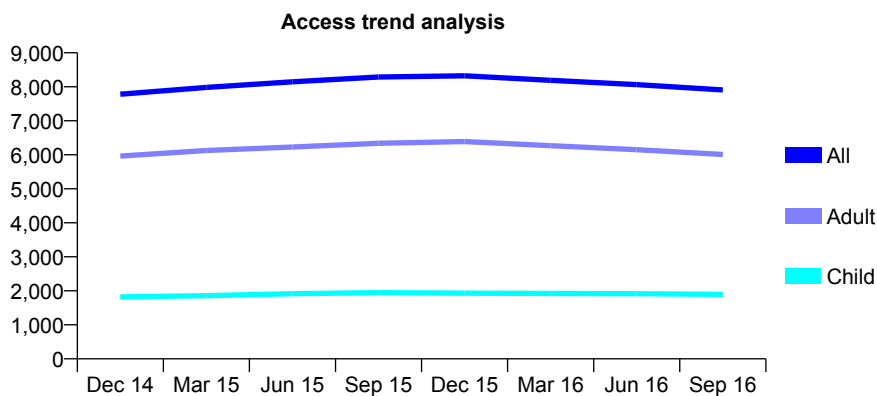
Q62 - Vital Signs At a Glance Contract Report for 173991/0001 - September 2016

Name or company name	Dr A.T. Brown & Dr. P. Bopanna
Contract type name	GDS Contract
Purpose of contract	General
Contract start date	01/01/2013
Contract end date	

16/17 Contracted general activity (UDA)	19,896
Carry forward general activity (UDA)	-121
16/17 Contracted orthodontic activity (UOA)	0
Carry forward orthodontic activity (UOA)	0
Baseline contract value	£548,193.92

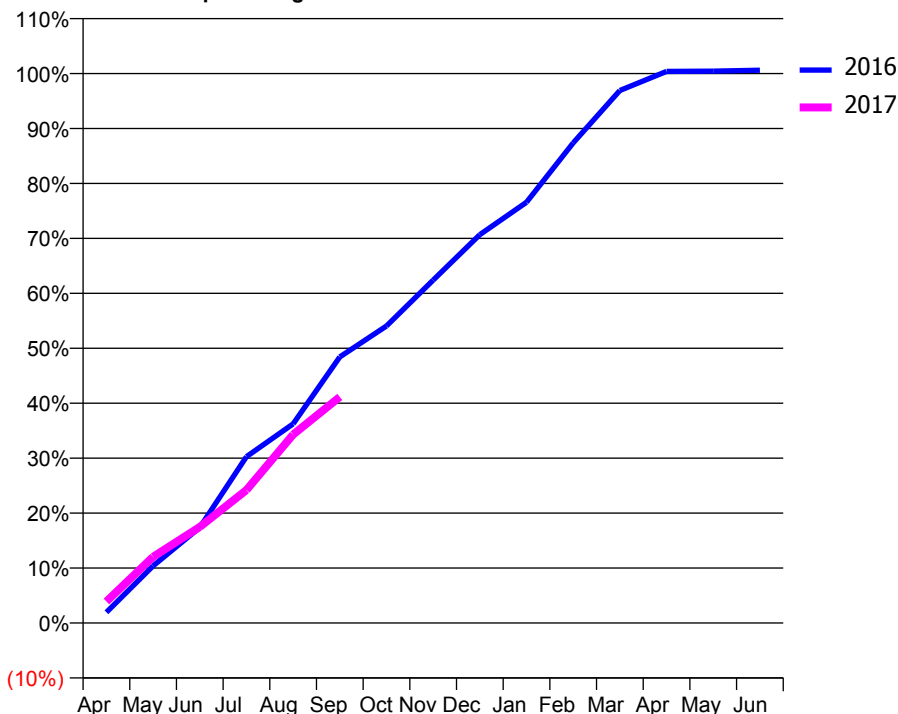
ACCESS*

Patients seen in 24 months	Total	Change since previous quarter
Quarter ending September 2015	8,287	
Quarter ending December 2015	8,324	→
Quarter ending March 2016	8,192	↓
Quarter ending June 2016	8,066	↓
Quarter ending September 2016	7,909	↓
Variance since September 2015	(4.6%)	↓



ACTIVITY

Cumulative percentage of contracted UDA delivered 2016 & 2017



Month	Adjusted Scheduled Activity (UDA)	
	2016	2017
April	390	781
May	2,068	2,396
June	3,461	3,478
July	6,022	4,814
August	7,210	6,822
September	9,635	8,186
October	10,755	
November	12,417	
December	14,062	
January	15,235	
February	17,385	
March	19,281	
April	19,971	
May	19,979	
June	20,017	

QUALITY

	Quantity	Base Number	Contract	AT	Region	England
% of FP17s for the same patient ID Re-attending within 3 months - Children	110	1,231	8.9%	9.9%	11.8%	12.4%
% of FP17s for the same patient ID Re-attending within 3 months - Adults	663	3,426	19.4%	16.0%	17.1%	16.7%
% of FP17s for the same patient ID Re-attending between 3 & 9 months - Children	565	1,231	45.9%	45.4%	45.8%	57.4%
% of FP17s for the same patient ID Re-attending between 3 & 9 months - Adults	1,388	3,426	40.5%	37.0%	37.6%	50.5%
% of FP17s for Band 1 Urgent Courses	686	4,004	17.1%	11.0%	10.6%	9.1%
% of FP17s Relating to Free Repair or Replacements	23	4,004	0.6%	0.6%	0.6%	0.8%
% of FP17s Relating to Continuations	24	4,004	0.6%	0.7%	0.9%	1.3%
% of Patients satisfied with the dentistry they have received	4	5	N/A	90.9%	90.2%	93.2%
% of Patients satisfied with the time they had to wait for an appointment	4	5	N/A	83.8%	83.8%	89.0%

* This is based on patients treated on this contract for their most recent course of treatment. Figures in italics indicate the base number of FP17s or Patient Questionnaire responses are less than 100. N/A is shown where the base number of responses is less than 10 during the period. % is calculated as Quantity/Base number*100

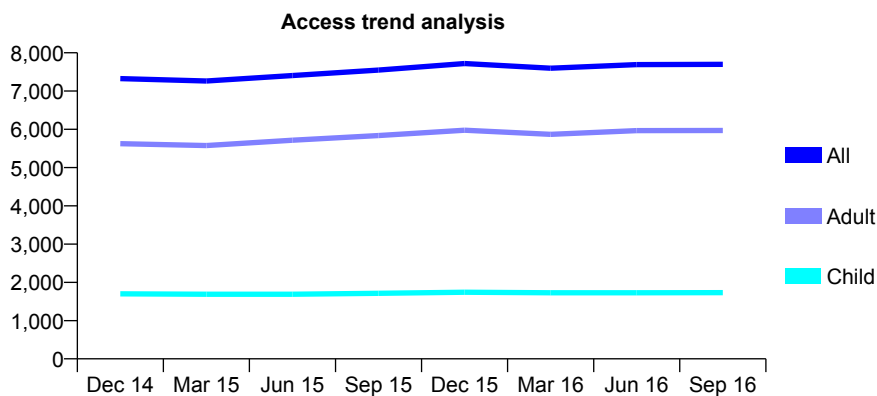
Q62 - Vital Signs At a Glance Contract Report for 174017/0001 - September 2016

Name or company name	Gupta and Lakhanpaul
Contract type name	GDS Contract
Purpose of contract	General
Contract start date	01/01/2012
Contract end date	

16/17 Contracted general activity (UDA)	22,787
Carry forward general activity (UDA)	482
16/17 Contracted orthodontic activity (UOA)	0
Carry forward orthodontic activity (UOA)	0
Baseline contract value	£614,830.15

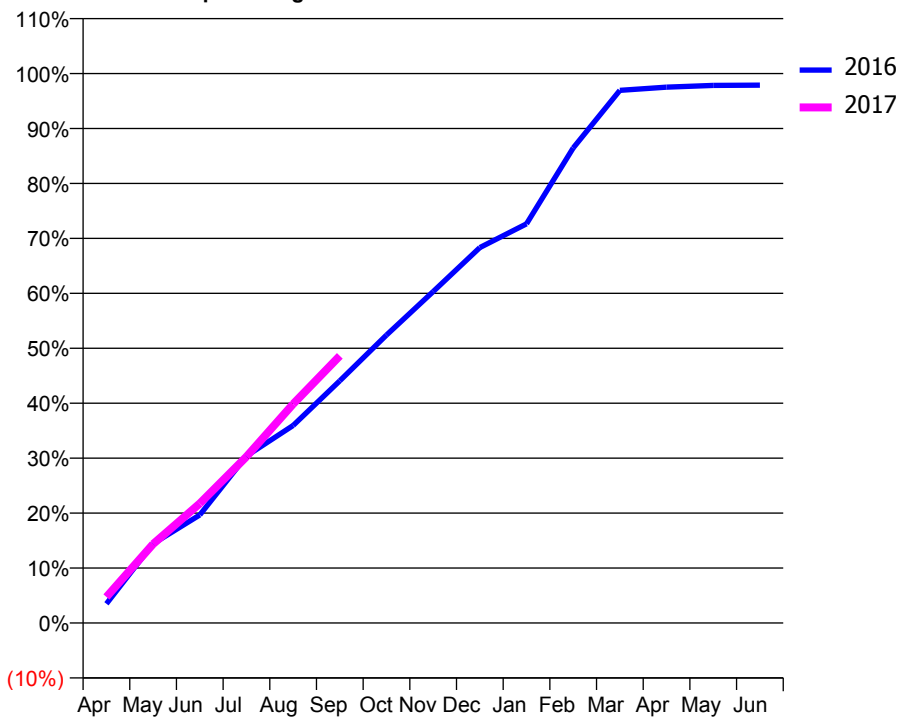
ACCESS*

Patients seen in 24 months	Total	Change since previous quarter
Quarter ending September 2015	7,549	
Quarter ending December 2015	7,719	↑
Quarter ending March 2016	7,596	↓
Quarter ending June 2016	7,692	→
Quarter ending September 2016	7,699	→
Variance since September 2015	2.0%	→



ACTIVITY

Cumulative percentage of contracted UDA delivered 2016 & 2017



Month	Adjusted Scheduled Activity (UDA)	
	2016	2017
April	797	1,082
May	3,289	3,276
June	4,481	4,959
July	6,925	6,896
August	8,192	9,085
September	10,047	11,079
October	11,941	
November	13,746	
December	15,568	
January	16,553	
February	19,698	
March	22,086	
April	22,224	
May	22,294	
June	22,305	

QUALITY

	Quantity	Base Number	Contract	AT	Region	England
% of FP17s for the same patient ID Re-attending within 3 months - Children	55	1,084	5.1%	9.9%	11.8%	12.4%
% of FP17s for the same patient ID Re-attending within 3 months - Adults	427	3,386	12.6%	16.0%	17.1%	16.7%
% of FP17s for the same patient ID Re-attending between 3 & 9 months - Children	498	1,084	45.9%	45.4%	45.8%	57.4%
% of FP17s for the same patient ID Re-attending between 3 & 9 months - Adults	1,277	3,386	37.7%	37.0%	37.6%	50.5%
% of FP17s for Band 1 Urgent Courses	258	4,365	5.9%	11.0%	10.6%	9.1%
% of FP17s Relating to Free Repair or Replacements	37	4,365	0.8%	0.6%	0.6%	0.8%
% of FP17s Relating to Continuations	35	4,365	0.8%	0.7%	0.9%	1.3%
% of Patients satisfied with the dentistry they have received	5	6	N/A	90.9%	90.2%	93.2%
% of Patients satisfied with the time they had to wait for an appointment	6	6	N/A	83.8%	83.8%	89.0%

* This is based on patients treated on this contract for their most recent course of treatment. Figures in italics indicate the base number of FP17s or Patient Questionnaire responses are less than 100. N/A is shown where the base number of responses is less than 10 during the period. % is calculated as Quantity/Base number*100

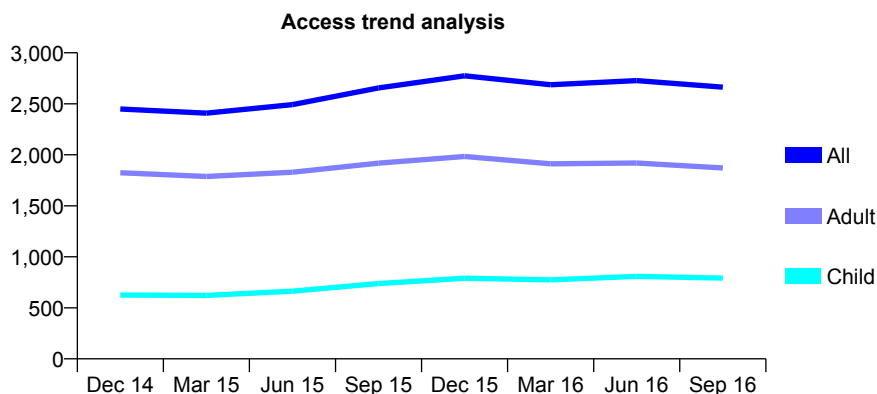
Q62 - Vital Signs At a Glance Contract Report for 174351/0001 - September 2016

Name or company name	Dr Kishan Patel, Dr Jinesh Vaghela, and Dr
Contract type name	GDS Contract
Purpose of contract	General
Contract start date	01/01/2013
Contract end date	

16/17 Contracted general activity (UDA)	7,275
Carry forward general activity (UDA)	-146
16/17 Contracted orthodontic activity (UOA)	0
Carry forward orthodontic activity (UOA)	0
Baseline contract value	£203,377.68

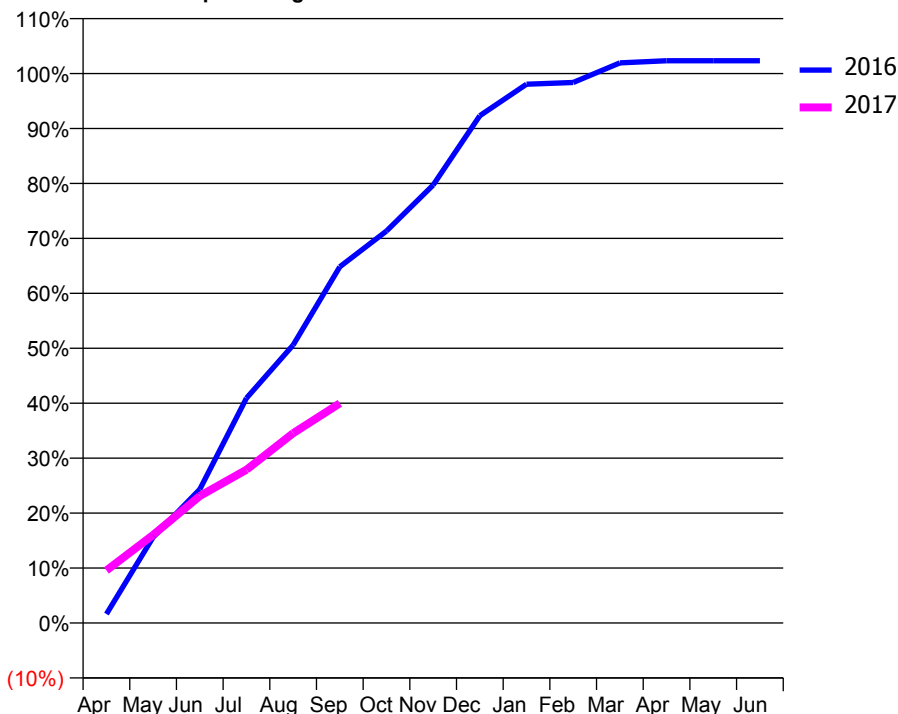
ACCESS*

Patients seen in 24 months	Total	Change since previous quarter
Quarter ending September 2015	2,656	
Quarter ending December 2015	2,774	↑
Quarter ending March 2016	2,687	↓
Quarter ending June 2016	2,727	→
Quarter ending September 2016	2,663	↓
Variance since September 2015	0.3%	→



ACTIVITY

Cumulative percentage of contracted UDA delivered 2016 & 2017



Adjusted Scheduled Activity (UDA)

Month	2016	2017
April	120	696
May	1,137	1,166
June	1,771	1,681
July	2,977	2,029
August	3,681	2,512
September	4,717	2,909
October	5,190	
November	5,798	
December	6,716	
January	7,132	
February	7,156	
March	7,416	
April	7,443	
May	7,443	
June	7,443	

QUALITY

	Quantity	Base Number	Contract	AT	Region	England
% of FP17s for the same patient ID Re-attending within 3 months - Children	68	535	12.7%	9.9%	11.8%	12.4%
% of FP17s for the same patient ID Re-attending within 3 months - Adults	195	1,071	18.2%	16.0%	17.1%	16.7%
% of FP17s for the same patient ID Re-attending between 3 & 9 months - Children	234	535	43.7%	45.4%	45.8%	57.4%
% of FP17s for the same patient ID Re-attending between 3 & 9 months - Adults	396	1,071	37.0%	37.0%	37.6%	50.5%
% of FP17s for Band 1 Urgent Courses	89	1,107	8.0%	11.0%	10.6%	9.1%
% of FP17s Relating to Free Repair or Replacements	5	1,107	0.5%	0.6%	0.6%	0.8%
% of FP17s Relating to Continuations	34	1,107	3.1%	0.7%	0.9%	1.3%
% of Patients satisfied with the dentistry they have received	1	2	N/A	90.9%	90.2%	93.2%
% of Patients satisfied with the time they had to wait for an appointment	1	2	N/A	83.8%	83.8%	89.0%

* This is based on patients treated on this contract for their most recent course of treatment. Figures in italics indicate the base number of FP17s or Patient Questionnaire responses are less than 100. N/A is shown where the base number of responses is less than 10 during the period. % is calculated as Quantity/Base number*100

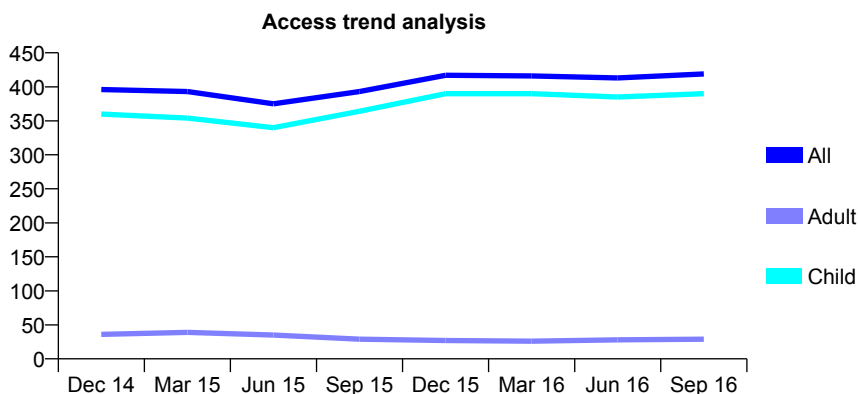
Q62 - Vital Signs At a Glance Contract Report for 175536/0001 - September 2016

Name or company name	Dr B Patel
Contract type name	GDS Contract
Purpose of contract	General
Contract start date	01/02/2012
Contract end date	

16/17 Contracted general activity (UDA)	504
Carry forward general activity (UDA)	-10
16/17 Contracted orthodontic activity (UOA)	0
Carry forward orthodontic activity (UOA)	0
Baseline contract value	£11,777.87

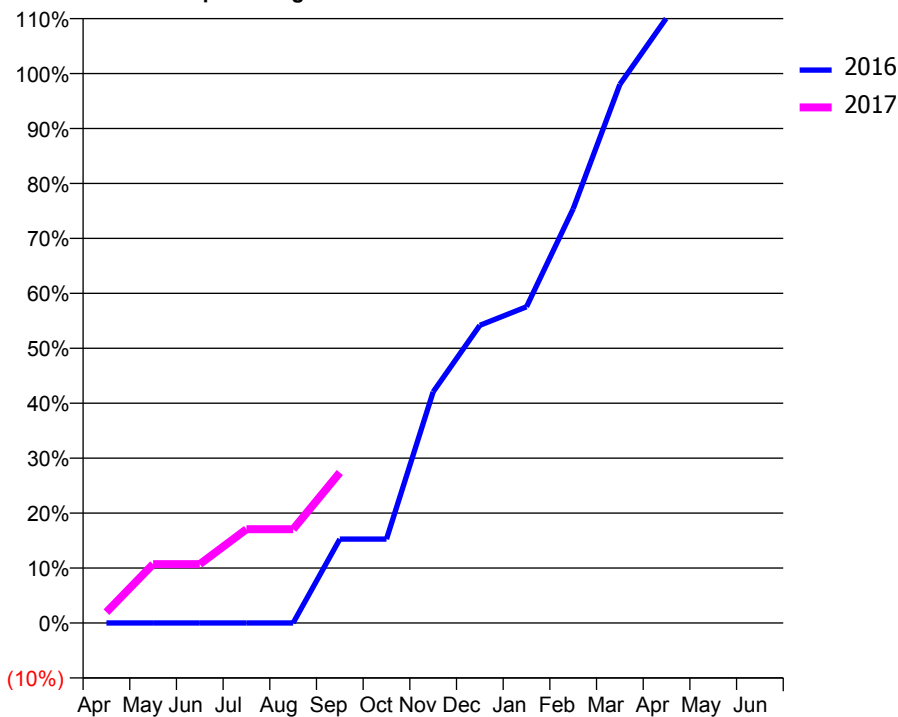
ACCESS*

Patients seen in 24 months	Total	Change since previous quarter
Quarter ending September 2015	393	
Quarter ending December 2015	417	↑
Quarter ending March 2016	416	→
Quarter ending June 2016	413	→
Quarter ending September 2016	419	→
Variance since September 2015	6.6%	↑



ACTIVITY

Cumulative percentage of contracted UDA delivered 2016 & 2017



Adjusted Scheduled Activity (UDA)

Month	2016	2017
April	0	10
May	0	54
June	0	54
July	0	86
August	0	86
September	77	138
October	77	
November	212	
December	273	
January	290	
February	380	
March	494	
April	555	
May	560	
June	560	

QUALITY

	Quantity	Base Number	Contract	AT	Region	England
% of FP17s for the same patient ID Re-attending within 3 months - Children	4	143	2.8%	9.9%	11.8%	12.4%
% of FP17s for the same patient ID Re-attending within 3 months - Adults	0	1	0.0%	16.0%	17.1%	16.7%
% of FP17s for the same patient ID Re-attending between 3 & 9 months - Children	64	143	44.8%	45.4%	45.8%	57.4%
% of FP17s for the same patient ID Re-attending between 3 & 9 months - Adults	0	1	0.0%	37.0%	37.6%	50.5%
% of FP17s for Band 1 Urgent Courses	0	102	0.0%	11.0%	10.6%	9.1%
% of FP17s Relating to Free Repair or Replacements	0	102	0.0%	0.6%	0.6%	0.8%
% of FP17s Relating to Continuations	0	102	0.0%	0.7%	0.9%	1.3%
% of Patients satisfied with the dentistry they have received	0	0	N/A	90.9%	90.2%	93.2%
% of Patients satisfied with the time they had to wait for an appointment	0	0	N/A	83.8%	83.8%	89.0%

* This is based on patients treated on this contract for their most recent course of treatment. Figures in italics indicate the base number of FP17s or Patient Questionnaire responses are less than 100. N/A is shown where the base number of responses is less than 10 during the period. % is calculated as Quantity/Base number*100

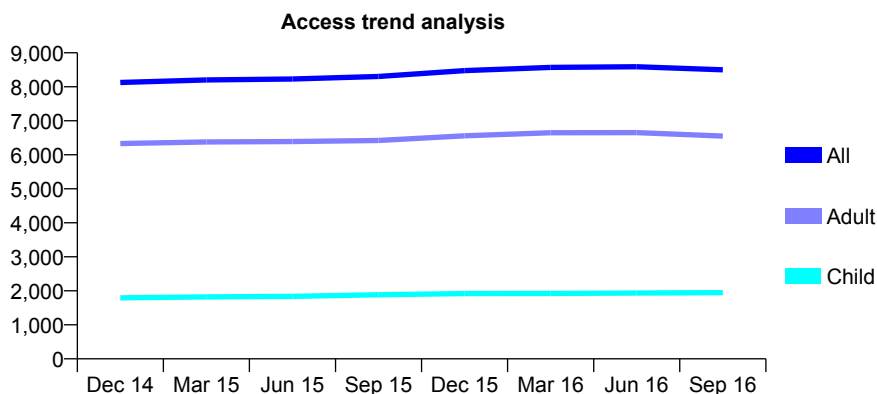
Q62 - Vital Signs At a Glance Contract Report for 178241/0001 - September 2016

Name or company name	Drs Al-Killidar, Al-Killidar & Al-Saidi
Contract type name	GDS Contract
Purpose of contract	General
Contract start date	01/04/2010
Contract end date	

16/17 Contracted general activity (UDA)	33,037
Carry forward general activity (UDA)	490
16/17 Contracted orthodontic activity (UOA)	0
Carry forward orthodontic activity (UOA)	0
Baseline contract value	£1,153,610.57

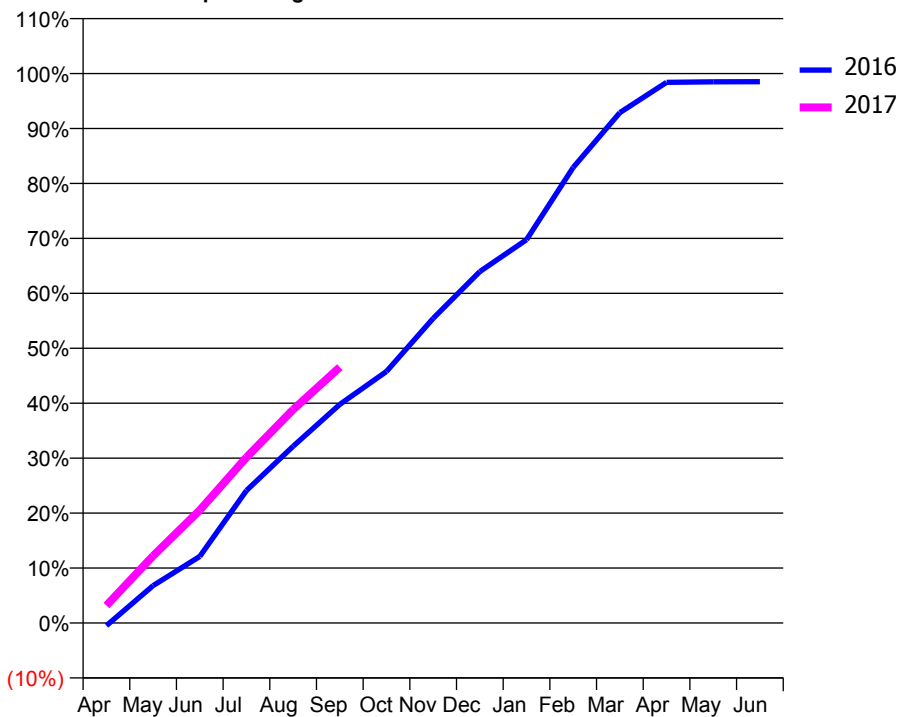
ACCESS*

Patients seen in 24 months	Total	Change since previous quarter
Quarter ending September 2015	8,303	
Quarter ending December 2015	8,478	↑
Quarter ending March 2016	8,572	→
Quarter ending June 2016	8,590	→
Quarter ending September 2016	8,500	↓
Variance since September 2015	2.4%	↑



ACTIVITY

Cumulative percentage of contracted UDA delivered 2016 & 2017



Month	Adjusted Scheduled Activity (UDA)	
	2016	2017
April	-162	1,053
May	2,250	4,037
June	4,002	6,785
July	7,962	9,961
August	10,628	12,834
September	13,145	15,379
October	15,125	
November	18,316	
December	21,131	
January	23,042	
February	27,388	
March	30,686	
April	32,507	
May	32,536	
June	32,544	

QUALITY

	Quantity	Base Number	Contract	AT	Region	England
% of FP17s for the same patient ID Re-attending within 3 months - Children	80	1,038	7.7%	9.9%	11.8%	12.4%
% of FP17s for the same patient ID Re-attending within 3 months - Adults	340	3,074	11.1%	16.0%	17.1%	16.7%
% of FP17s for the same patient ID Re-attending between 3 & 9 months - Children	416	1,038	40.1%	45.4%	45.8%	57.4%
% of FP17s for the same patient ID Re-attending between 3 & 9 months - Adults	926	3,074	30.1%	37.0%	37.6%	50.5%
% of FP17s for Band 1 Urgent Courses	368	3,683	10.0%	11.0%	10.6%	9.1%
% of FP17s Relating to Free Repair or Replacements	0	3,683	0.0%	0.6%	0.6%	0.8%
% of FP17s Relating to Continuations	22	3,683	0.6%	0.7%	0.9%	1.3%
% of Patients satisfied with the dentistry they have received	5	6	N/A	90.9%	90.2%	93.2%
% of Patients satisfied with the time they had to wait for an appointment	6	6	N/A	83.8%	83.8%	89.0%

* This is based on patients treated on this contract for their most recent course of treatment. Figures in italics indicate the base number of FP17s or Patient Questionnaire responses are less than 100. N/A is shown where the base number of responses is less than 10 during the period. % is calculated as Quantity/Base number*100

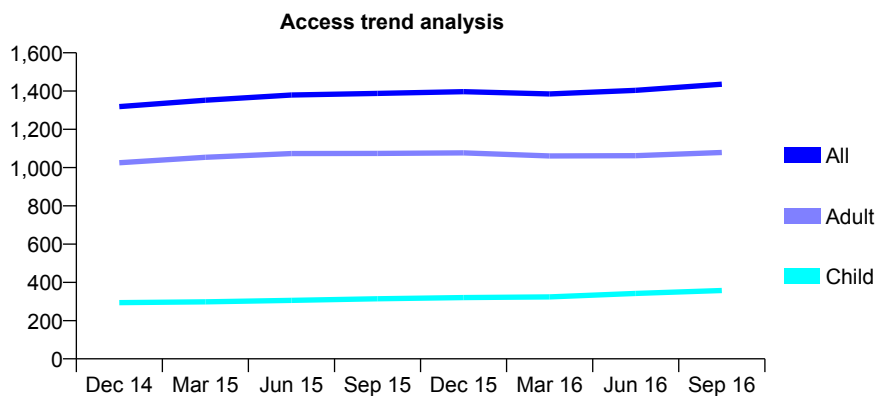
Q62 - Vital Signs At a Glance Contract Report for 178632/0001 - September 2016

Name or company name	DR Sherer & DR Levin
Contract type name	GDS Contract
Purpose of contract	General
Contract start date	01/04/2010
Contract end date	

16/17 Contracted general activity (UDA)	3,046
Carry forward general activity (UDA)	-6
16/17 Contracted orthodontic activity (UOA)	0
Carry forward orthodontic activity (UOA)	0
Baseline contract value	£94,470.46

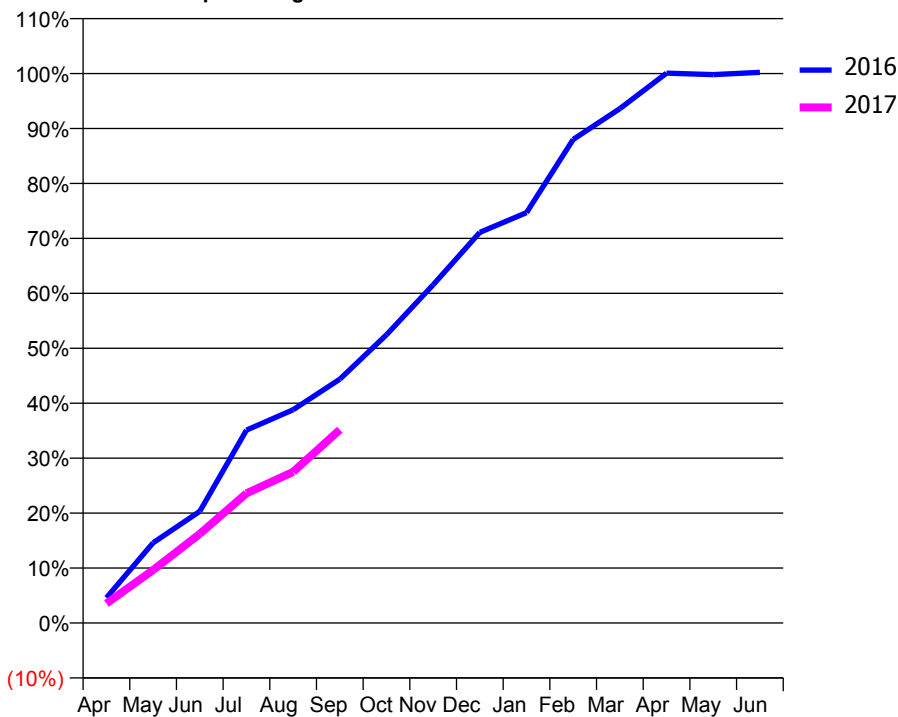
ACCESS*

Patients seen in 24 months	Total	Change since previous quarter
Quarter ending September 2015	1,388	
Quarter ending December 2015	1,397	→
Quarter ending March 2016	1,385	→
Quarter ending June 2016	1,404	→
Quarter ending September 2016	1,436	↑
Variance since September 2015	3.5%	↑



ACTIVITY

Cumulative percentage of contracted UDA delivered 2016 & 2017



Adjusted Scheduled Activity (UDA)

Month	2016	2017
April	140	109
May	444	294
June	619	494
July	1,069	719
August	1,183	838
September	1,352	1,071
October	1,598	
November	1,875	
December	2,165	
January	2,275	
February	2,680	
March	2,851	
April	3,048	
May	3,040	
June	3,052	

QUALITY

	Quantity	Base Number	Contract	AT	Region	England
% of FP17s for the same patient ID Re-attending within 3 months - Children	21	188	11.2%	9.9%	11.8%	12.4%
% of FP17s for the same patient ID Re-attending within 3 months - Adults	64	479	13.4%	16.0%	17.1%	16.7%
% of FP17s for the same patient ID Re-attending between 3 & 9 months - Children	58	188	30.9%	45.4%	45.8%	57.4%
% of FP17s for the same patient ID Re-attending between 3 & 9 months - Adults	114	479	23.8%	37.0%	37.6%	50.5%
% of FP17s for Band 1 Urgent Courses	97	563	17.2%	11.0%	10.6%	9.1%
% of FP17s Relating to Free Repair or Replacements	3	563	0.5%	0.6%	0.6%	0.8%
% of FP17s Relating to Continuations	10	563	1.8%	0.7%	0.9%	1.3%
% of Patients satisfied with the dentistry they have received	0	0	N/A	90.9%	90.2%	93.2%
% of Patients satisfied with the time they had to wait for an appointment	0	0	N/A	83.8%	83.8%	89.0%

* This is based on patients treated on this contract for their most recent course of treatment. Figures in italics indicate the base number of FP17s or Patient Questionnaire responses are less than 100. N/A is shown where the base number of responses is less than 10 during the period. % is calculated as Quantity/Base number*100

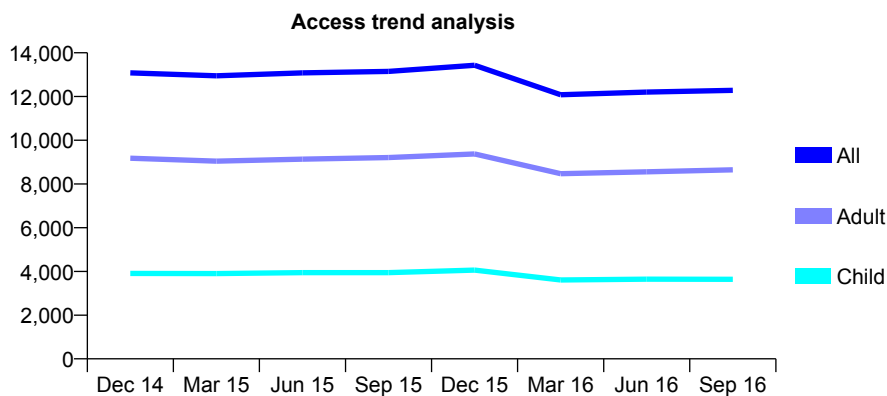
Q62 - Vital Signs At a Glance Contract Report for 180122/0001 - September 2016

Name or company name	IDH Limited
Contract type name	GDS Contract
Purpose of contract	General
Contract start date	01/08/2008
Contract end date	

16/17 Contracted general activity (UDA)	34,899
Carry forward general activity (UDA)	-201
16/17 Contracted orthodontic activity (UOA)	0
Carry forward orthodontic activity (UOA)	0
Baseline contract value	£1,017,309.90

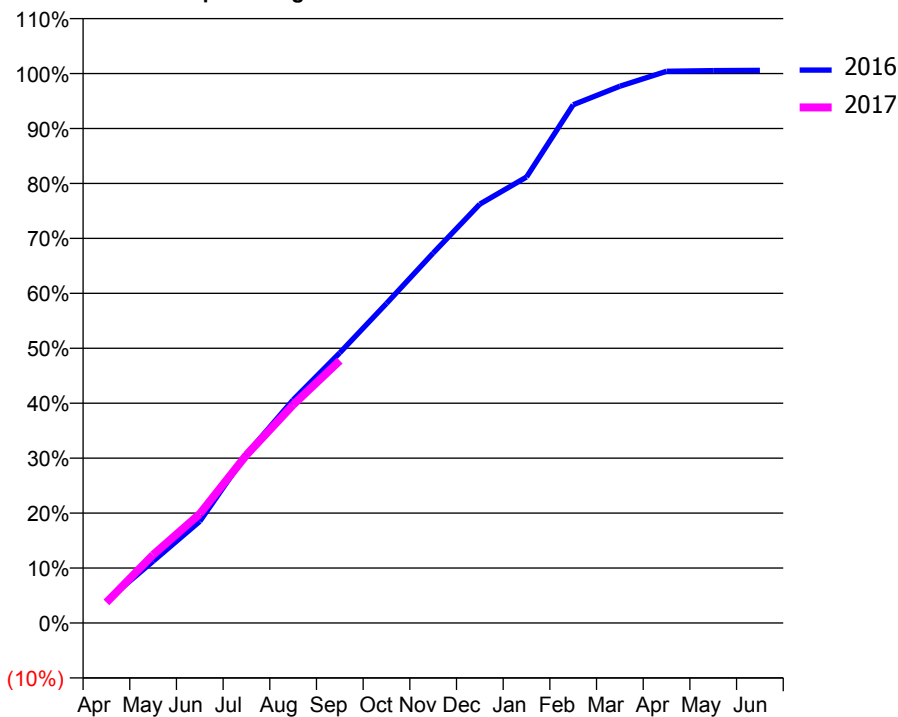
ACCESS*

Patients seen in 24 months	Total	Change since previous quarter
Quarter ending September 2015	13,151	
Quarter ending December 2015	13,431	↑
Quarter ending March 2016	12,081	↓
Quarter ending June 2016	12,201	→
Quarter ending September 2016	12,281	→
Variance since September 2015	(6.6%)	↓



ACTIVITY

Cumulative percentage of contracted UDA delivered 2016 & 2017



Month	Adjusted Scheduled Activity (UDA)	
	2016	2017
April	1,400	1,309
May	3,928	4,328
June	6,456	6,929
July	10,727	10,672
August	14,170	13,859
September	17,164	16,663
October	20,300	
November	23,498	
December	26,604	
January	28,324	
February	32,913	
March	34,095	
April	35,041	
May	35,083	
June	35,100	

QUALITY

	Quantity	Base Number	Contract	AT	Region	England
% of FP17s for the same patient ID Re-attending within 3 months - Children	87	2,294	3.8%	9.9%	11.8%	12.4%
% of FP17s for the same patient ID Re-attending within 3 months - Adults	357	4,756	7.5%	16.0%	17.1%	16.7%
% of FP17s for the same patient ID Re-attending between 3 & 9 months - Children	859	2,294	37.4%	45.4%	45.8%	57.4%
% of FP17s for the same patient ID Re-attending between 3 & 9 months - Adults	1,872	4,756	39.4%	37.0%	37.6%	50.5%
% of FP17s for Band 1 Urgent Courses	221	6,780	3.3%	11.0%	10.6%	9.1%
% of FP17s Relating to Free Repair or Replacements	35	6,780	0.5%	0.6%	0.6%	0.8%
% of FP17s Relating to Continuations	74	6,780	1.1%	0.7%	0.9%	1.3%
% of Patients satisfied with the dentistry they have received	6	6	N/A	90.9%	90.2%	93.2%
% of Patients satisfied with the time they had to wait for an appointment	6	6	N/A	83.8%	83.8%	89.0%

* This is based on patients treated on this contract for their most recent course of treatment. Figures in italics indicate the base number of FP17s or Patient Questionnaire responses are less than 100. N/A is shown where the base number of responses is less than 10 during the period. % is calculated as Quantity/Base number*100

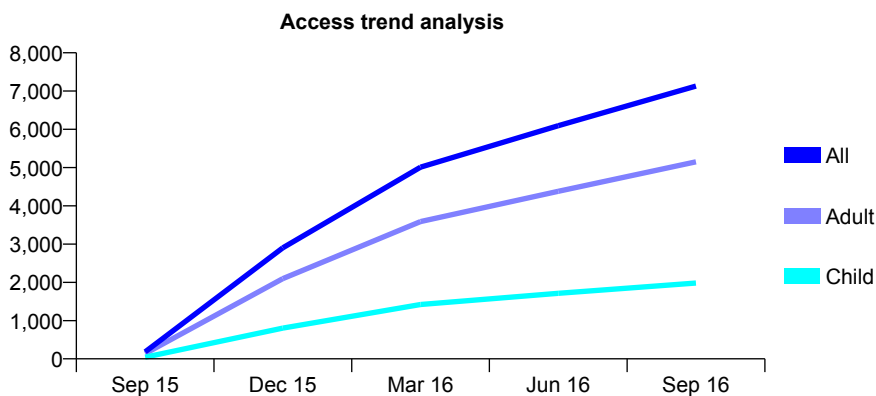
Q62 - Vital Signs At a Glance Contract Report for 180505/0001 - September 2016

Name or company name	A Patel, K Patel, G Pathmanathan
Contract type name	GDS Contract
Purpose of contract	General and Orthodontic
Contract start date	01/08/2015
Contract end date	

16/17 Contracted general activity (UDA)	27,409
Carry forward general activity (UDA)	-312
16/17 Contracted orthodontic activity (UOA)	451
Carry forward orthodontic activity (UOA)	-9
Baseline contract value	£892,411.97

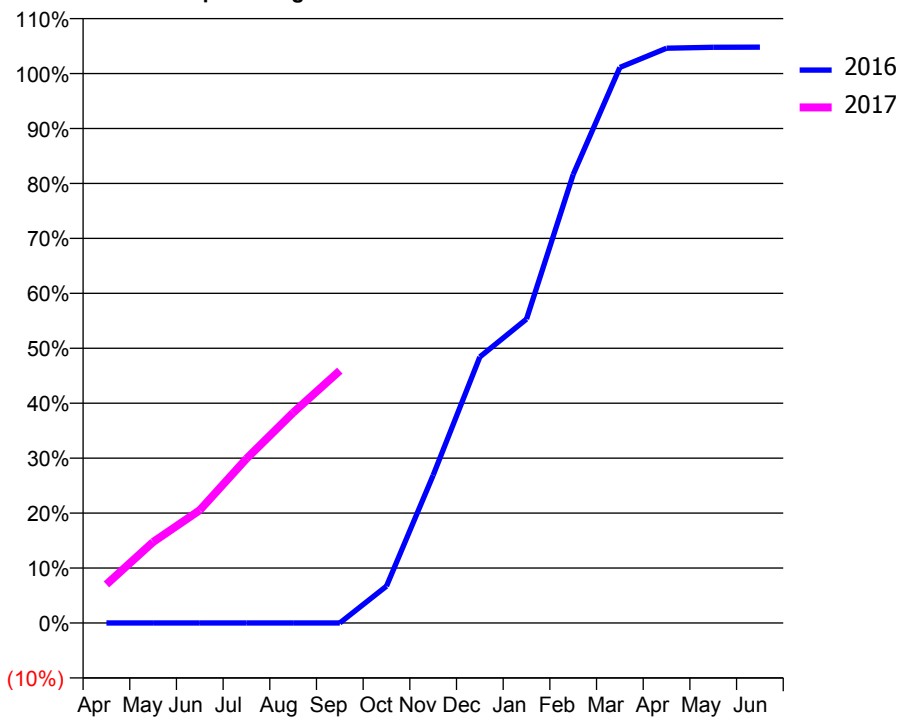
ACCESS*

Patients seen in 24 months	Total	Change since previous quarter
Quarter ending September 2015	182	
Quarter ending December 2015	2,902	↑
Quarter ending March 2016	5,012	↑
Quarter ending June 2016	6,095	↑
Quarter ending September 2016	7,130	↑
Variance since September 2015	3817.6%	↑



ACTIVITY

Cumulative percentage of contracted UDA delivered 2016 & 2017



Adjusted Scheduled Activity (UDA)

Month	2016	2017
April	0	1,927
May	0	4,040
June	0	5,629
July	0	8,199
August	0	10,493
September	0	12,586
October	1,073	
November	4,300	
December	7,741	
January	8,845	
February	13,049	
March	16,166	
April	16,727	
May	16,753	
June	16,756	

QUALITY

	Quantity	Base Number	Contract	AT	Region	England
% of FP17s for the same patient ID Re-attending within 3 months - Children	99	1,389	7.1%	9.9%	11.8%	12.4%
% of FP17s for the same patient ID Re-attending within 3 months - Adults	486	3,606	13.5%	16.0%	17.1%	16.7%
% of FP17s for the same patient ID Re-attending between 3 & 9 months - Children	586	1,389	42.2%	45.4%	45.8%	57.4%
% of FP17s for the same patient ID Re-attending between 3 & 9 months - Adults	1,291	3,606	35.8%	37.0%	37.6%	50.5%
% of FP17s for Band 1 Urgent Courses	422	4,649	9.1%	11.0%	10.6%	9.1%
% of FP17s Relating to Free Repair or Replacements	15	4,649	0.3%	0.6%	0.6%	0.8%
% of FP17s Relating to Continuations	46	4,649	1.0%	0.7%	0.9%	1.3%
% of Patients satisfied with the dentistry they have received	4	4	N/A	90.9%	90.2%	93.2%
% of Patients satisfied with the time they had to wait for an appointment	3	4	N/A	83.8%	83.8%	89.0%

* This is based on patients treated on this contract for their most recent course of treatment. Figures in italics indicate the base number of FP17s or Patient Questionnaire responses are less than 100. N/A is shown where the base number of responses is less than 10 during the period. % is calculated as Quantity/Base number*100

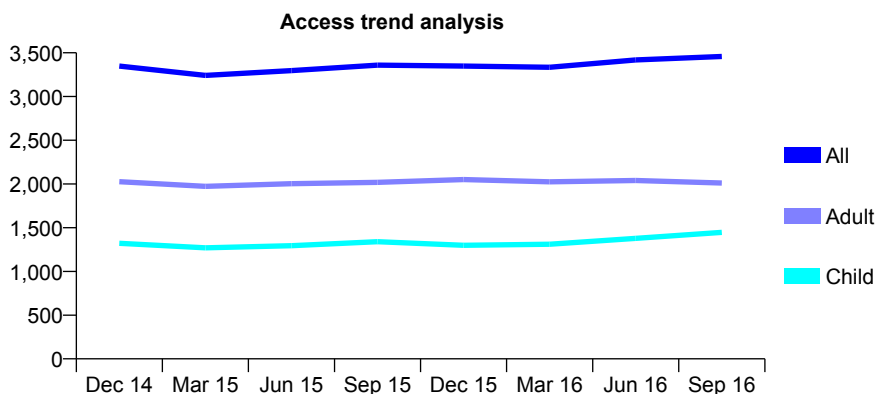
Q62 - Vital Signs At a Glance Contract Report for 182613/0001 - September 2016

Name or company name	Harlesden Health Ltd
Contract type name	GDS Contract
Purpose of contract	General
Contract start date	01/11/2009
Contract end date	

16/17 Contracted general activity (UDA)	14,600
Carry forward general activity (UDA)	0
16/17 Contracted orthodontic activity (UOA)	0
Carry forward orthodontic activity (UOA)	0
Baseline contract value	£439,797.13

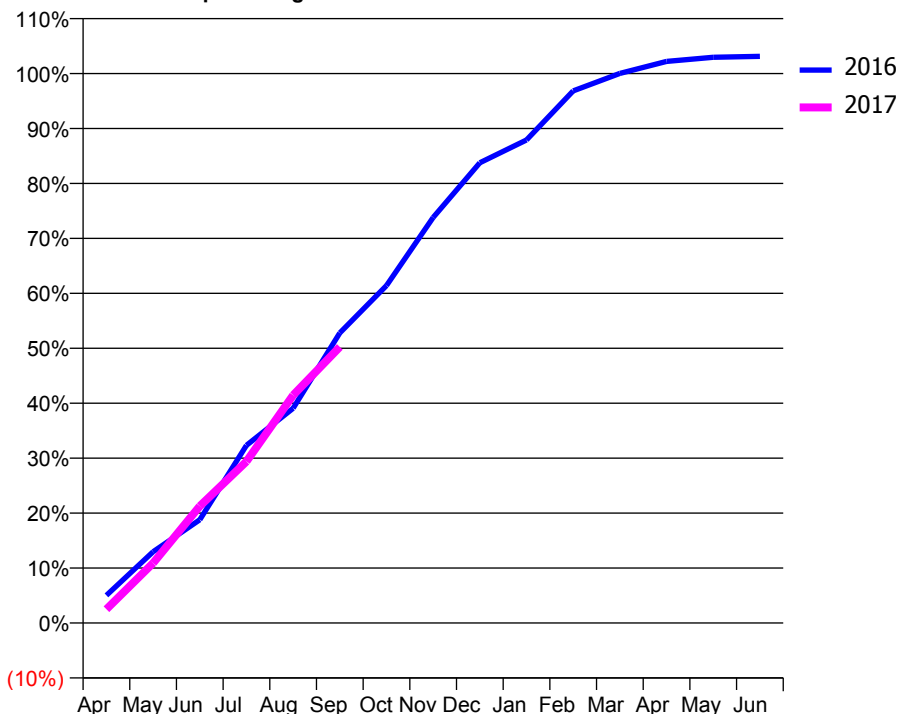
ACCESS*

Patients seen in 24 months	Total	Change since previous quarter
Quarter ending September 2015	3,359	
Quarter ending December 2015	3,349	→
Quarter ending March 2016	3,335	→
Quarter ending June 2016	3,418	↑
Quarter ending September 2016	3,458	→
Variance since September 2015	2.9%	↑



ACTIVITY

Cumulative percentage of contracted UDA delivered 2016 & 2017



Month	2016	2017
April	733	367
May	1,893	1,591
June	2,743	3,107
July	4,721	4,291
August	5,706	6,052
September	7,707	7,336
October	8,966	
November	10,777	
December	12,228	
January	12,835	
February	14,139	
March	14,603	
April	14,922	
May	15,031	
June	15,056	

QUALITY

	Quantity	Base Number	Contract	AT	Region	England
% of FP17s for the same patient ID Re-attending within 3 months - Children	30	800	3.8%	9.9%	11.8%	12.4%
% of FP17s for the same patient ID Re-attending within 3 months - Adults	77	936	8.2%	16.0%	17.1%	16.7%
% of FP17s for the same patient ID Re-attending between 3 & 9 months - Children	235	800	29.4%	45.4%	45.8%	57.4%
% of FP17s for the same patient ID Re-attending between 3 & 9 months - Adults	283	936	30.2%	37.0%	37.6%	50.5%
% of FP17s for Band 1 Urgent Courses	60	1,576	3.8%	11.0%	10.6%	9.1%
% of FP17s Relating to Free Repair or Replacements	0	1,576	0.0%	0.6%	0.6%	0.8%
% of FP17s Relating to Continuations	4	1,576	0.3%	0.7%	0.9%	1.3%
% of Patients satisfied with the dentistry they have received	1	1	N/A	90.9%	90.2%	93.2%
% of Patients satisfied with the time they had to wait for an appointment	1	1	N/A	83.8%	83.8%	89.0%

* This is based on patients treated on this contract for their most recent course of treatment. Figures in italics indicate the base number of FP17s or Patient Questionnaire responses are less than 100. N/A is shown where the base number of responses is less than 10 during the period. % is calculated as Quantity/Base number*100

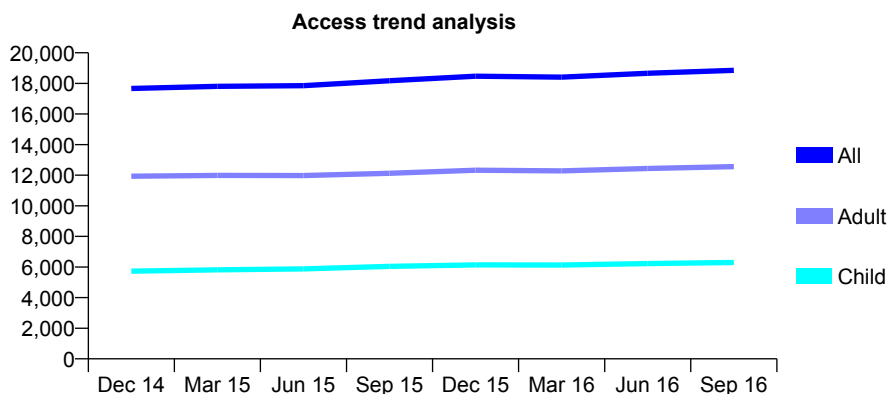
Q62 - Vital Signs At a Glance Contract Report for 182680/0001 - September 2016

Name or company name	Inspire Dental Southall Ltd
Contract type name	PDS Contract
Purpose of contract	General and Orthodontic
Contract start date	01/05/2007
Contract end date	30/04/2017

16/17 Contracted general activity (UDA)	54,717
Carry forward general activity (UDA)	-1,094
16/17 Contracted orthodontic activity (UOA)	3,640
Carry forward orthodontic activity (UOA)	-73
Baseline contract value	£1,672,579.54

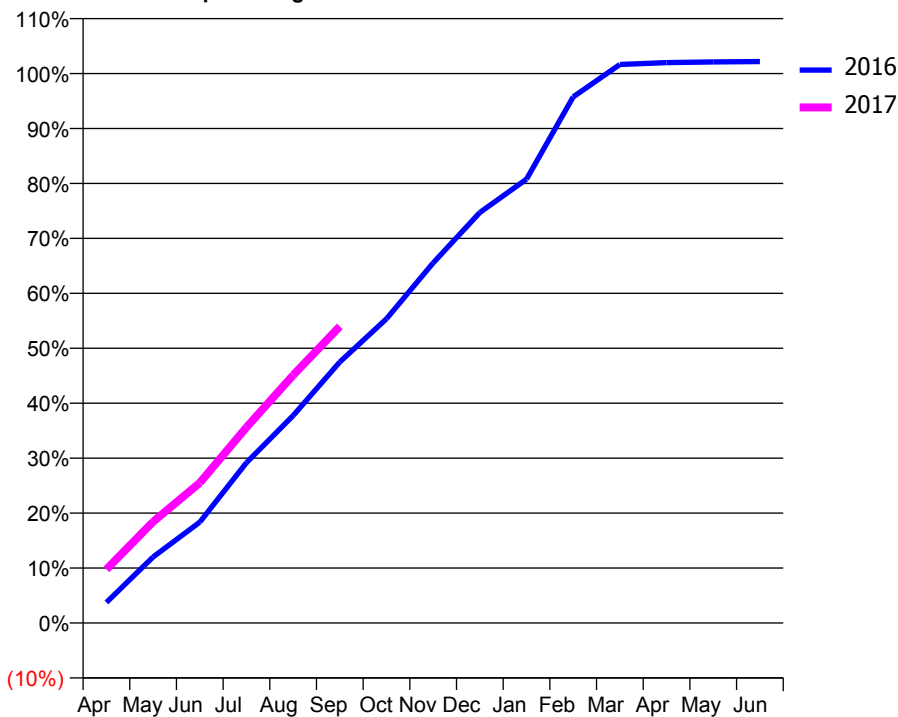
ACCESS*

Patients seen in 24 months	Total	Change since previous quarter
Quarter ending September 2015	18,173	
Quarter ending December 2015	18,471	→
Quarter ending March 2016	18,408	→
Quarter ending June 2016	18,660	→
Quarter ending September 2016	18,856	→
Variance since September 2015	3.8%	↑



ACTIVITY

Cumulative percentage of contracted UDA delivered 2016 & 2017



Month	Adjusted Scheduled Activity (UDA)	
	2016	2017
April	2,054	5,349
May	6,577	10,084
June	10,047	13,956
July	15,970	19,483
August	20,650	24,672
September	25,997	29,533
October	30,299	
November	35,856	
December	40,878	
January	44,196	
February	52,395	
March	55,616	
April	55,796	
May	55,862	
June	55,912	

QUALITY

	Quantity	Base Number	Contract	AT	Region	England
% of FP17s for the same patient ID Re-attending within 3 months - Children	279	4,657	6.0%	9.9%	11.8%	12.4%
% of FP17s for the same patient ID Re-attending within 3 months - Adults	528	6,791	7.8%	16.0%	17.1%	16.7%
% of FP17s for the same patient ID Re-attending between 3 & 9 months - Children	2,812	4,657	60.4%	45.4%	45.8%	57.4%
% of FP17s for the same patient ID Re-attending between 3 & 9 months - Adults	2,907	6,791	42.8%	37.0%	37.6%	50.5%
% of FP17s for Band 1 Urgent Courses	546	11,072	4.9%	11.0%	10.6%	9.1%
% of FP17s Relating to Free Repair or Replacements	61	11,072	0.6%	0.6%	0.6%	0.8%
% of FP17s Relating to Continuations	19	11,072	0.2%	0.7%	0.9%	1.3%
% of Patients satisfied with the dentistry they have received	7	9	N/A	90.9%	90.2%	93.2%
% of Patients satisfied with the time they had to wait for an appointment	6	9	N/A	83.8%	83.8%	89.0%

* This is based on patients treated on this contract for their most recent course of treatment. Figures in italics indicate the base number of FP17s or Patient Questionnaire responses are less than 100. N/A is shown where the base number of responses is less than 10 during the period. % is calculated as Quantity/Base number*100

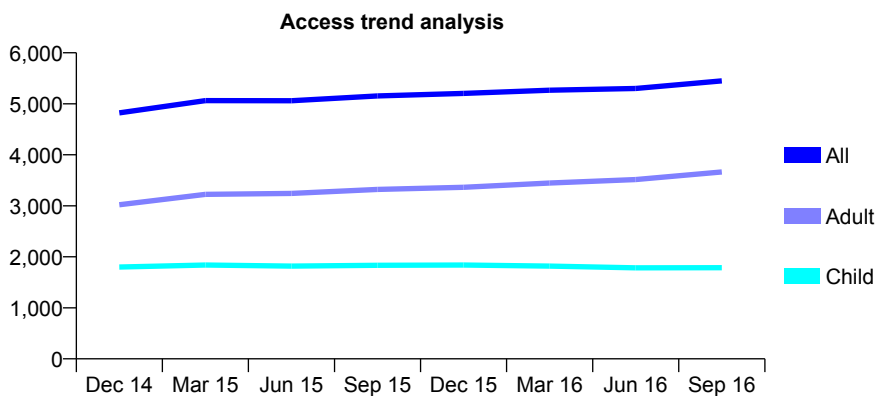
Q62 - Vital Signs At a Glance Contract Report for 183873/0001 - September 2016

Name or company name	Care Dental Ltd
Contract type name	GDS Contract
Purpose of contract	General
Contract start date	08/03/2007
Contract end date	

16/17 Contracted general activity (UDA)	17,139
Carry forward general activity (UDA)	-128
16/17 Contracted orthodontic activity (UOA)	0
Carry forward orthodontic activity (UOA)	0
Baseline contract value	£504,827.38

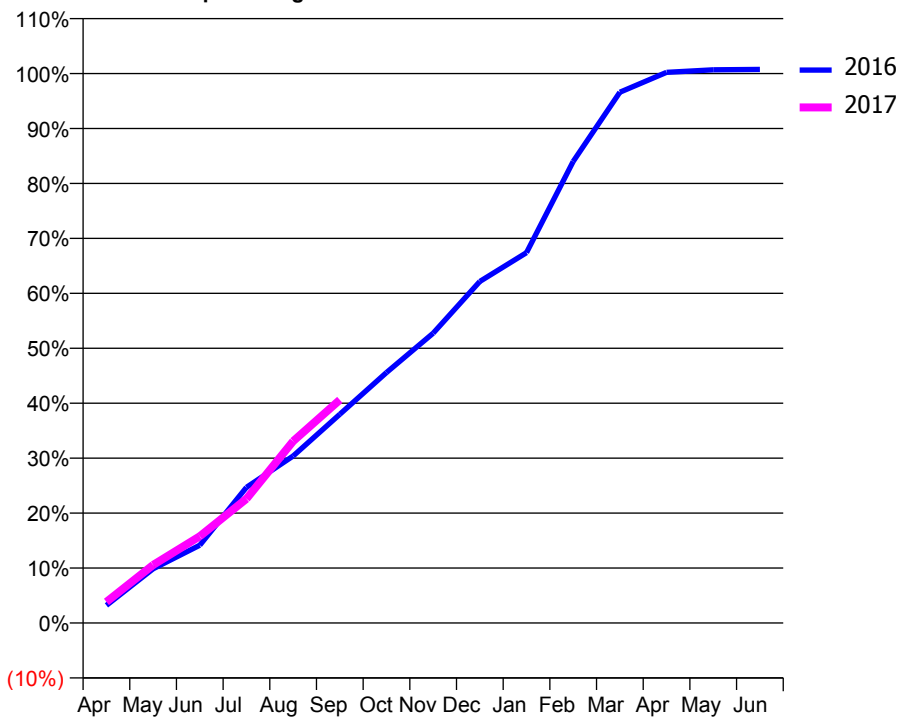
ACCESS*

Patients seen in 24 months	Total	Change since previous quarter
Quarter ending September 2015	5,155	
Quarter ending December 2015	5,203	→
Quarter ending March 2016	5,266	→
Quarter ending June 2016	5,300	→
Quarter ending September 2016	5,449	↑
Variance since September 2015	5.7%	↑



ACTIVITY

Cumulative percentage of contracted UDA delivered 2016 & 2017



Month	Adjusted Scheduled Activity (UDA)	
	2016	2017
April	550	659
May	1,689	1,812
June	2,426	2,706
July	4,232	3,876
August	5,209	5,670
September	6,511	6,960
October	7,811	
November	9,038	
December	10,655	
January	11,554	
February	14,397	
March	16,556	
April	17,177	
May	17,255	
June	17,267	

QUALITY

	Quantity	Base Number	Contract	AT	Region	England
% of FP17s for the same patient ID Re-attending within 3 months - Children	98	947	10.3%	9.9%	11.8%	12.4%
% of FP17s for the same patient ID Re-attending within 3 months - Adults	213	1,564	13.6%	16.0%	17.1%	16.7%
% of FP17s for the same patient ID Re-attending between 3 & 9 months - Children	243	947	25.7%	45.4%	45.8%	57.4%
% of FP17s for the same patient ID Re-attending between 3 & 9 months - Adults	392	1,564	25.1%	37.0%	37.6%	50.5%
% of FP17s for Band 1 Urgent Courses	32	2,274	1.4%	11.0%	10.6%	9.1%
% of FP17s Relating to Free Repair or Replacements	37	2,274	1.6%	0.6%	0.6%	0.8%
% of FP17s Relating to Continuations	13	2,274	0.6%	0.7%	0.9%	1.3%
% of Patients satisfied with the dentistry they have received	11	11	100.0%	90.9%	90.2%	93.2%
% of Patients satisfied with the time they had to wait for an appointment	11	11	100.0%	83.8%	83.8%	89.0%

* This is based on patients treated on this contract for their most recent course of treatment. Figures in italics indicate the base number of FP17s or Patient Questionnaire responses are less than 100. N/A is shown where the base number of responses is less than 10 during the period. % is calculated as Quantity/Base number*100

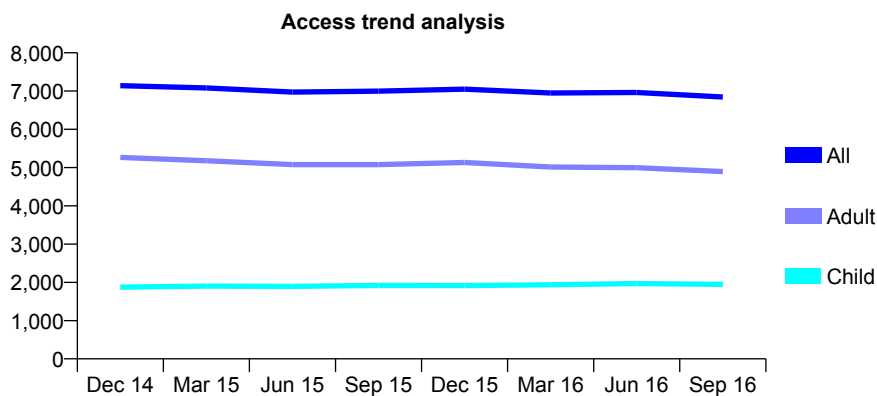
Q62 - Vital Signs At a Glance Contract Report for 184039/0001 - September 2016

Name or company name	Dr M Delahaye & Associates
Contract type name	GDS Contract
Purpose of contract	General
Contract start date	01/04/2011
Contract end date	

16/17 Contracted general activity (UDA)	18,725
Carry forward general activity (UDA)	589
16/17 Contracted orthodontic activity (UOA)	0
Carry forward orthodontic activity (UOA)	0
Baseline contract value	£466,870.07

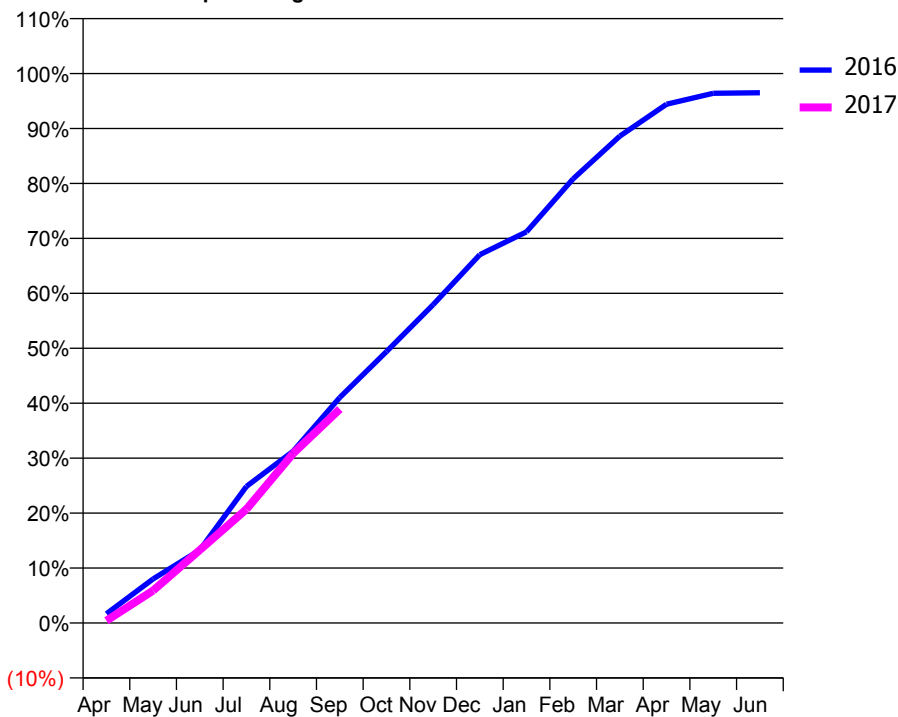
ACCESS*

Patients seen in 24 months	Total	Change since previous quarter
Quarter ending September 2015	6,997	
Quarter ending December 2015	7,049	→
Quarter ending March 2016	6,950	↓
Quarter ending June 2016	6,964	→
Quarter ending September 2016	6,843	↓
Variance since September 2015	(2.2%)	↓



ACTIVITY

Cumulative percentage of contracted UDA delivered 2016 & 2017



Month	Adjusted Scheduled Activity (UDA)	
	2016	2017
April	316	81
May	1,502	1,108
June	2,487	2,489
July	4,656	3,877
August	5,856	5,777
September	7,688	7,291
October	9,247	
November	10,849	
December	12,552	
January	13,328	
February	15,138	
March	16,594	
April	17,678	
May	18,052	
June	18,068	

QUALITY

	Quantity	Base Number	Contract	AT	Region	England
% of FP17s for the same patient ID Re-attending within 3 months - Children	146	1,280	11.4%	9.9%	11.8%	12.4%
% of FP17s for the same patient ID Re-attending within 3 months - Adults	408	2,644	15.4%	16.0%	17.1%	16.7%
% of FP17s for the same patient ID Re-attending between 3 & 9 months - Children	566	1,280	44.2%	45.4%	45.8%	57.4%
% of FP17s for the same patient ID Re-attending between 3 & 9 months - Adults	781	2,644	29.5%	37.0%	37.6%	50.5%
% of FP17s for Band 1 Urgent Courses	418	3,289	12.7%	11.0%	10.6%	9.1%
% of FP17s Relating to Free Repair or Replacements	43	3,289	1.3%	0.6%	0.6%	0.8%
% of FP17s Relating to Continuations	48	3,289	1.5%	0.7%	0.9%	1.3%
% of Patients satisfied with the dentistry they have received	9	9	N/A	90.9%	90.2%	93.2%
% of Patients satisfied with the time they had to wait for an appointment	6	9	N/A	83.8%	83.8%	89.0%

* This is based on patients treated on this contract for their most recent course of treatment. Figures in italics indicate the base number of FP17s or Patient Questionnaire responses are less than 100. N/A is shown where the base number of responses is less than 10 during the period. % is calculated as Quantity/Base number*100

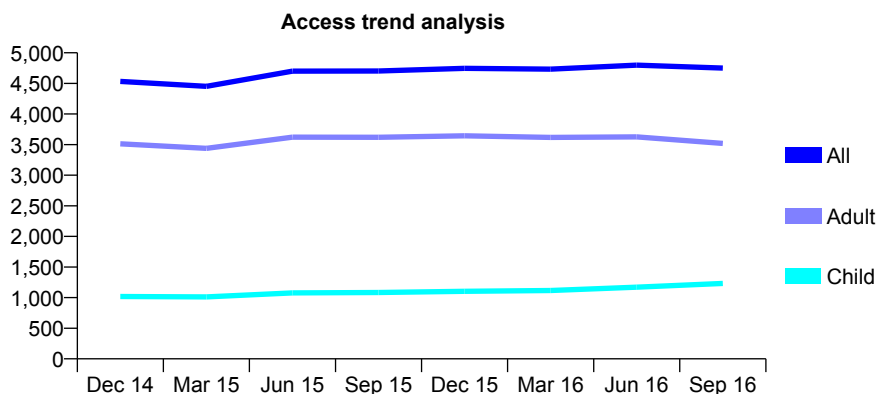
Q62 - Vital Signs At a Glance Contract Report for 184438/0001 - September 2016

Name or company name	Cedars Trading Limited
Contract type name	GDS Contract
Purpose of contract	General
Contract start date	01/04/2009
Contract end date	

16/17 Contracted general activity (UDA)	13,526
Carry forward general activity (UDA)	0
16/17 Contracted orthodontic activity (UOA)	0
Carry forward orthodontic activity (UOA)	0
Baseline contract value	£372,881.54

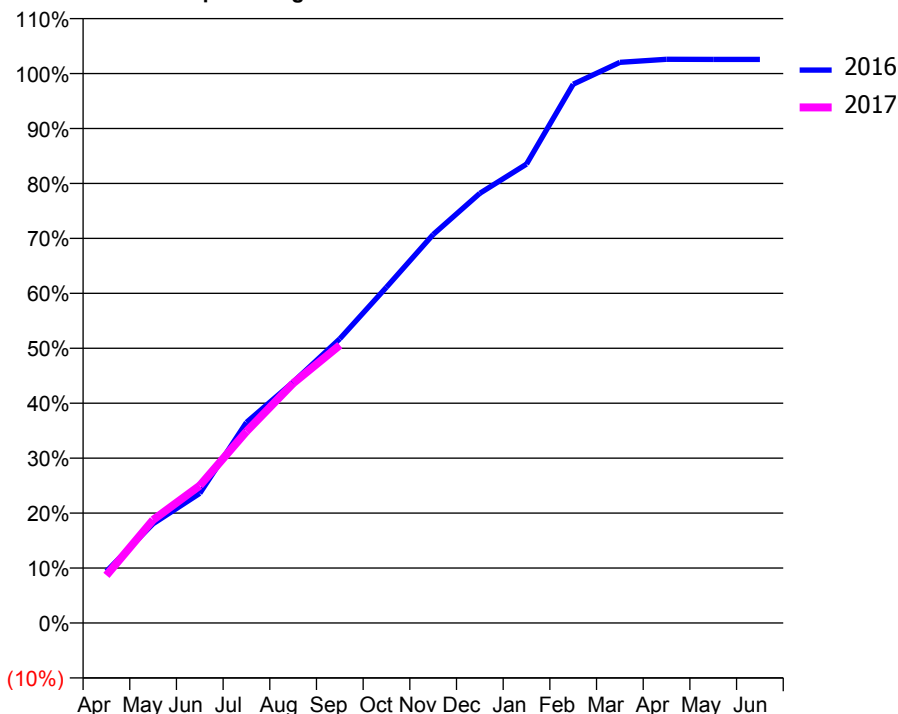
ACCESS*

Patients seen in 24 months	Total	Change since previous quarter
Quarter ending September 2015	4,703	
Quarter ending December 2015	4,747	→
Quarter ending March 2016	4,733	→
Quarter ending June 2016	4,798	→
Quarter ending September 2016	4,751	→
Variance since September 2015	1.0%	→



ACTIVITY

Cumulative percentage of contracted UDA delivered 2016 & 2017



Month	Adjusted Scheduled Activity (UDA)	
	2016	2017
April	1,271	1,175
May	2,442	2,538
June	3,192	3,383
July	4,939	4,715
August	5,931	5,901
September	6,995	6,838
October	8,265	
November	9,565	
December	10,576	
January	11,295	
February	13,263	
March	13,800	
April	13,876	
May	13,874	
June	13,874	

QUALITY

	Quantity	Base Number	Contract	AT	Region	England
% of FP17s for the same patient ID Re-attending within 3 months - Children	55	758	7.3%	9.9%	11.8%	12.4%
% of FP17s for the same patient ID Re-attending within 3 months - Adults	241	1,656	14.6%	16.0%	17.1%	16.7%
% of FP17s for the same patient ID Re-attending between 3 & 9 months - Children	290	758	38.3%	45.4%	45.8%	57.4%
% of FP17s for the same patient ID Re-attending between 3 & 9 months - Adults	486	1,656	29.3%	37.0%	37.6%	50.5%
% of FP17s for Band 1 Urgent Courses	170	2,378	7.1%	11.0%	10.6%	9.1%
% of FP17s Relating to Free Repair or Replacements	16	2,378	0.7%	0.6%	0.6%	0.8%
% of FP17s Relating to Continuations	15	2,378	0.6%	0.7%	0.9%	1.3%
% of Patients satisfied with the dentistry they have received	1	1	N/A	90.9%	90.2%	93.2%
% of Patients satisfied with the time they had to wait for an appointment	1	1	N/A	83.8%	83.8%	89.0%

* This is based on patients treated on this contract for their most recent course of treatment. Figures in italics indicate the base number of FP17s or Patient Questionnaire responses are less than 100. N/A is shown where the base number of responses is less than 10 during the period. % is calculated as Quantity/Base number*100

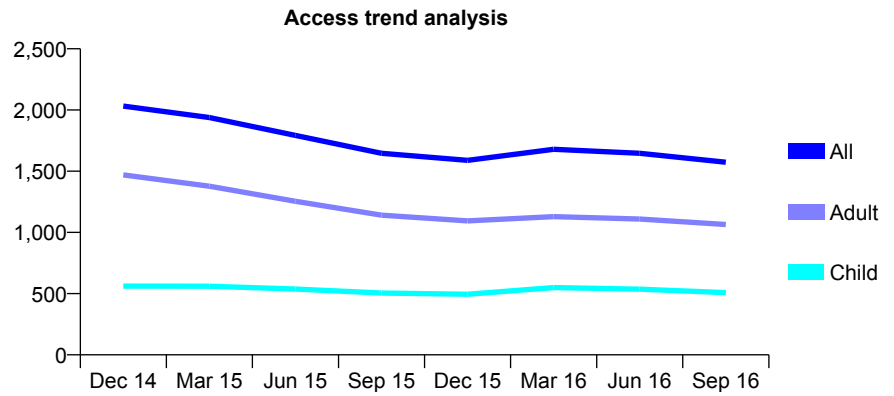
Q62 - Vital Signs At a Glance Contract Report for 184675/0001 - September 2016

Name or company name	Dr T Jabbar
Contract type name	GDS Contract
Purpose of contract	General
Contract start date	01/10/2012
Contract end date	

16/17 Contracted general activity (UDA)	5,952
Carry forward general activity (UDA)	259
16/17 Contracted orthodontic activity (UOA)	0
Carry forward orthodontic activity (UOA)	0
Baseline contract value	£154,177.99

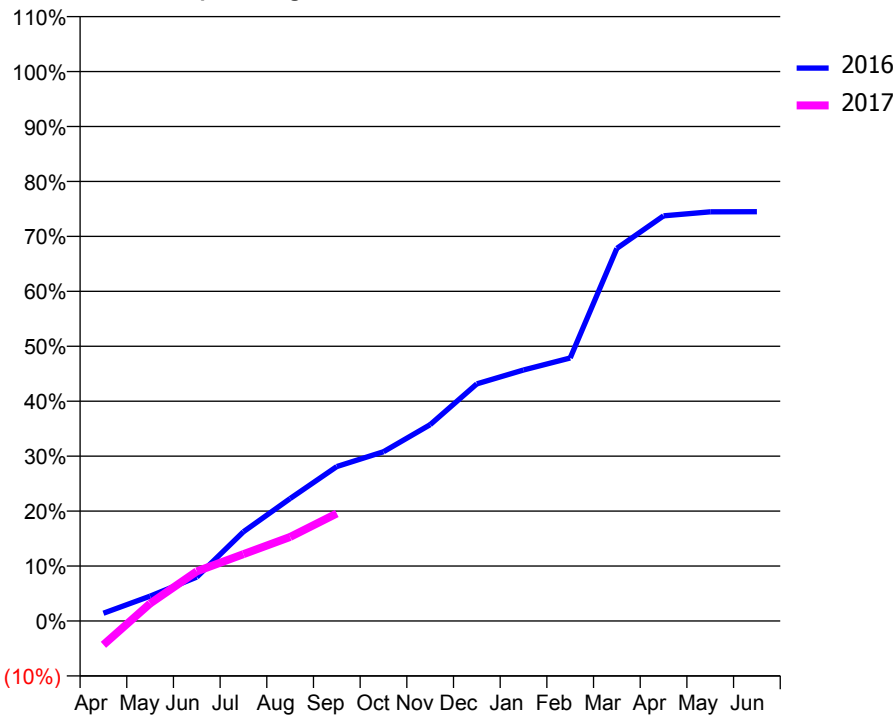
ACCESS*

Patients seen in 24 months	Total	Change since previous quarter
Quarter ending September 2015	1,646	
Quarter ending December 2015	1,589	↓
Quarter ending March 2016	1,679	↑
Quarter ending June 2016	1,646	↓
Quarter ending September 2016	1,573	↓
Variance since September 2015	(4.4%)	↓



ACTIVITY

Cumulative percentage of contracted UDA delivered 2016 & 2017



Month	Adjusted Scheduled Activity (UDA)	
	2016	2017
April	84	-259
May	270	189
June	476	538
July	967	725
August	1,327	910
September	1,673	1,164
October	1,834	
November	2,126	
December	2,569	
January	2,719	
February	2,849	
March	4,036	
April	4,389	
May	4,432	
June	4,433	

QUALITY

	Quantity	Base Number	Contract	AT	Region	England
% of FP17s for the same patient ID Re-attending within 3 months - Children	26	285	9.1%	9.9%	11.8%	12.4%
% of FP17s for the same patient ID Re-attending within 3 months - Adults	140	583	24.0%	16.0%	17.1%	16.7%
% of FP17s for the same patient ID Re-attending between 3 & 9 months - Children	139	285	48.8%	45.4%	45.8%	57.4%
% of FP17s for the same patient ID Re-attending between 3 & 9 months - Adults	184	583	31.6%	37.0%	37.6%	50.5%
% of FP17s for Band 1 Urgent Courses	116	543	21.4%	11.0%	10.6%	9.1%
% of FP17s Relating to Free Repair or Replacements	3	543	0.6%	0.6%	0.6%	0.8%
% of FP17s Relating to Continuations	1	543	0.2%	0.7%	0.9%	1.3%
% of Patients satisfied with the dentistry they have received	1	1	N/A	90.9%	90.2%	93.2%
% of Patients satisfied with the time they had to wait for an appointment	1	1	N/A	83.8%	83.8%	89.0%

* This is based on patients treated on this contract for their most recent course of treatment. Figures in italics indicate the base number of FP17s or Patient Questionnaire responses are less than 100. N/A is shown where the base number of responses is less than 10 during the period. % is calculated as Quantity/Base number*100

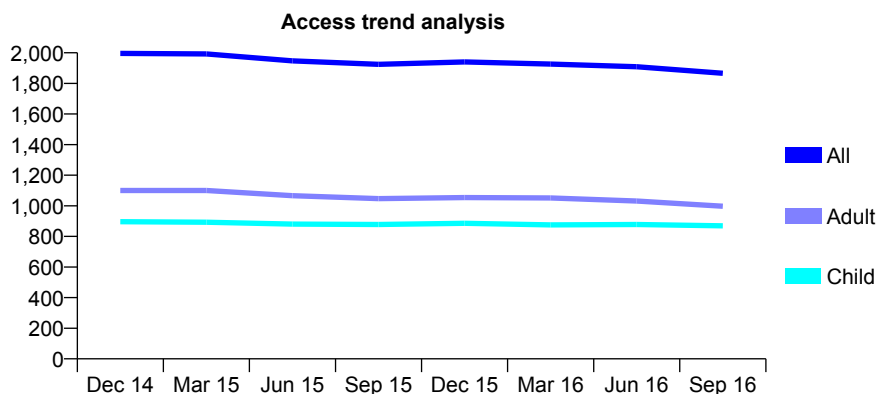
Q62 - Vital Signs At a Glance Contract Report for 186821/0001 - September 2016

Name or company name	Dr. S. Merali and Dr. F. Merali
Contract type name	GDS Contract
Purpose of contract	General
Contract start date	01/10/2012
Contract end date	

16/17 Contracted general activity (UDA)	7,761
Carry forward general activity (UDA)	58
16/17 Contracted orthodontic activity (UOA)	0
Carry forward orthodontic activity (UOA)	0
Baseline contract value	£234,701.28

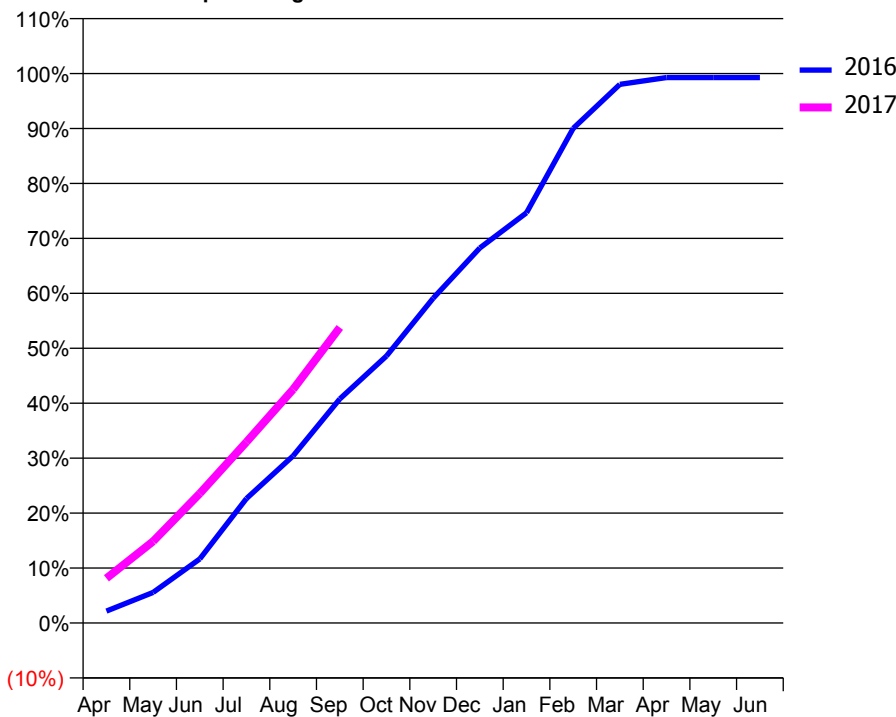
ACCESS*

Patients seen in 24 months	Total	Change since previous quarter
Quarter ending September 2015	1,925	
Quarter ending December 2015	1,940	→
Quarter ending March 2016	1,926	→
Quarter ending June 2016	1,909	→
Quarter ending September 2016	1,866	↓
Variance since September 2015	(3.1%)	↓



ACTIVITY

Cumulative percentage of contracted UDA delivered 2016 & 2017



Month	Adjusted Scheduled Activity (UDA)	
	2016	2017
April	169	632
May	432	1,153
June	906	1,829
July	1,758	2,557
August	2,361	3,300
September	3,164	4,175
October	3,771	
November	4,587	
December	5,296	
January	5,794	
February	6,987	
March	7,609	
April	7,703	
May	7,703	
June	7,703	

QUALITY

	Quantity	Base Number	Contract	AT	Region	England
% of FP17s for the same patient ID Re-attending within 3 months - Children	64	840	7.6%	9.9%	11.8%	12.4%
% of FP17s for the same patient ID Re-attending within 3 months - Adults	140	737	19.0%	16.0%	17.1%	16.7%
% of FP17s for the same patient ID Re-attending between 3 & 9 months - Children	558	840	66.4%	45.4%	45.8%	57.4%
% of FP17s for the same patient ID Re-attending between 3 & 9 months - Adults	374	737	50.7%	37.0%	37.6%	50.5%
% of FP17s for Band 1 Urgent Courses	107	1,538	7.0%	11.0%	10.6%	9.1%
% of FP17s Relating to Free Repair or Replacements	0	1,538	0.0%	0.6%	0.6%	0.8%
% of FP17s Relating to Continuations	5	1,538	0.3%	0.7%	0.9%	1.3%
% of Patients satisfied with the dentistry they have received	1	1	N/A	90.9%	90.2%	93.2%
% of Patients satisfied with the time they had to wait for an appointment	0	1	N/A	83.8%	83.8%	89.0%

* This is based on patients treated on this contract for their most recent course of treatment. Figures in italics indicate the base number of FP17s or Patient Questionnaire responses are less than 100. N/A is shown where the base number of responses is less than 10 during the period. % is calculated as Quantity/Base number*100

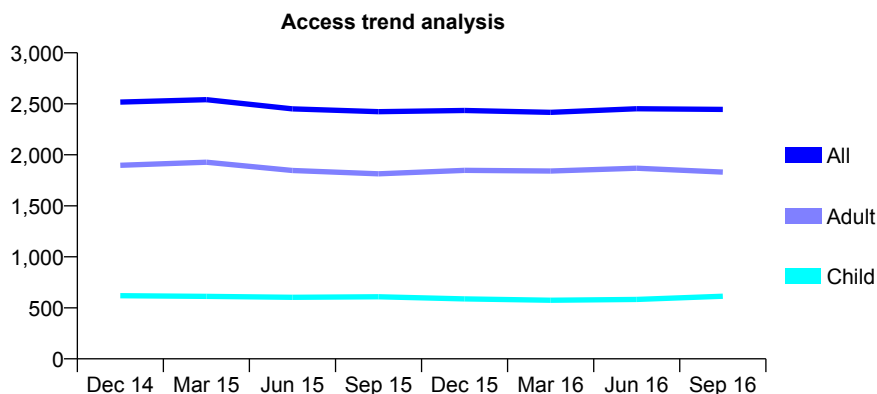
Q62 - Vital Signs At a Glance Contract Report for 187143/0001 - September 2016

Name or company name	Axfell Ltd T/A Bright Dental Practice
Contract type name	GDS Contract
Purpose of contract	General
Contract start date	01/01/2011
Contract end date	

16/17 Contracted general activity (UDA)	8,560
Carry forward general activity (UDA)	0
16/17 Contracted orthodontic activity (UOA)	0
Carry forward orthodontic activity (UOA)	0
Baseline contract value	£197,322.03

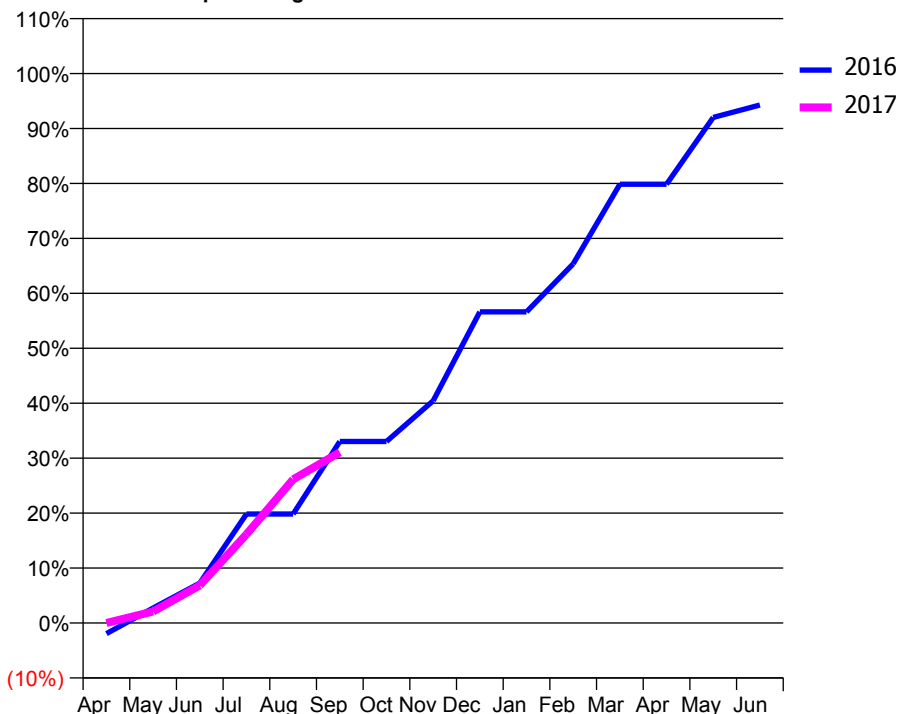
ACCESS*

Patients seen in 24 months	Total	Change since previous quarter
Quarter ending September 2015	2,423	
Quarter ending December 2015	2,435	→
Quarter ending March 2016	2,416	→
Quarter ending June 2016	2,451	→
Quarter ending September 2016	2,445	→
Variance since September 2015	0.9%	→



ACTIVITY

Cumulative percentage of contracted UDA delivered 2016 & 2017



Month	Adjusted Scheduled Activity (UDA)	
	2016	2017
April	-167	0
May	234	180
June	621	588
July	1,698	1,381
August	1,698	2,237
September	2,827	2,661
October	2,827	
November	3,462	
December	4,847	
January	4,847	
February	5,594	
March	6,835	
April	6,835	
May	7,877	
June	8,070	

QUALITY

	Quantity	Base Number	Contract	AT	Region	England
% of FP17s for the same patient ID Re-attending within 3 months - Children	26	379	6.9%	9.9%	11.8%	12.4%
% of FP17s for the same patient ID Re-attending within 3 months - Adults	100	946	10.6%	16.0%	17.1%	16.7%
% of FP17s for the same patient ID Re-attending between 3 & 9 months - Children	159	379	42.0%	45.4%	45.8%	57.4%
% of FP17s for the same patient ID Re-attending between 3 & 9 months - Adults	418	946	44.2%	37.0%	37.6%	50.5%
% of FP17s for Band 1 Urgent Courses	84	1,044	8.0%	11.0%	10.6%	9.1%
% of FP17s Relating to Free Repair or Replacements	6	1,044	0.6%	0.6%	0.6%	0.8%
% of FP17s Relating to Continuations	16	1,044	1.5%	0.7%	0.9%	1.3%
% of Patients satisfied with the dentistry they have received	1	1	N/A	90.9%	90.2%	93.2%
% of Patients satisfied with the time they had to wait for an appointment	1	1	N/A	83.8%	83.8%	89.0%

* This is based on patients treated on this contract for their most recent course of treatment. Figures in italics indicate the base number of FP17s or Patient Questionnaire responses are less than 100. N/A is shown where the base number of responses is less than 10 during the period. % is calculated as Quantity/Base number*100

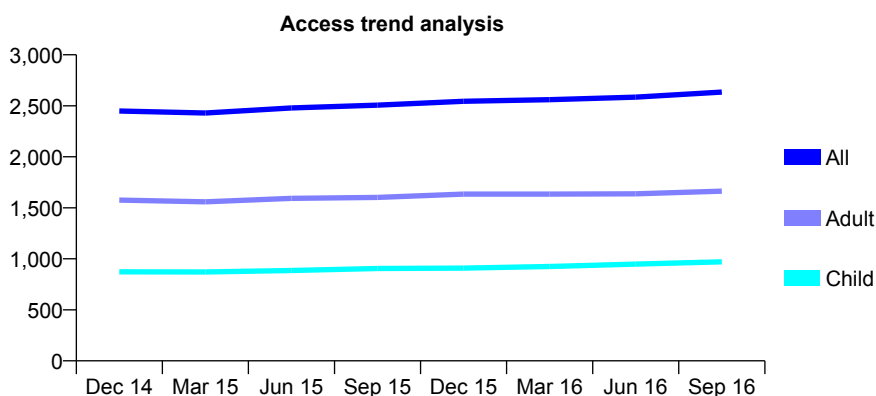
Q62 - Vital Signs At a Glance Contract Report for 189286/0001 - September 2016

Name or company name	MR M AL-JUBBAWY & MISS N JUBBAWY
Contract type name	GDS Contract
Purpose of contract	General
Contract start date	01/10/2012
Contract end date	

16/17 Contracted general activity (UDA)	8,503
Carry forward general activity (UDA)	0
16/17 Contracted orthodontic activity (UOA)	0
Carry forward orthodontic activity (UOA)	0
Baseline contract value	£259,857.90

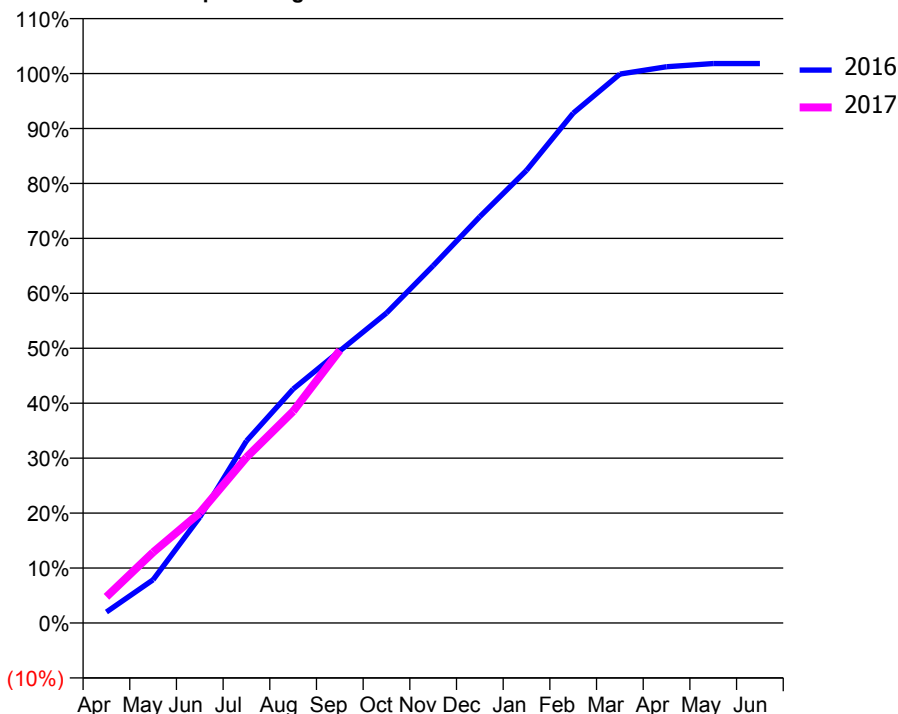
ACCESS*

Patients seen in 24 months	Total	Change since previous quarter
Quarter ending September 2015	2,507	
Quarter ending December 2015	2,544	→
Quarter ending March 2016	2,560	→
Quarter ending June 2016	2,585	→
Quarter ending September 2016	2,634	→
Variance since September 2015	5.1%	↑



ACTIVITY

Cumulative percentage of contracted UDA delivered 2016 & 2017



Month	Adjusted Scheduled Activity (UDA)	
	2016	2017
April	170	406
May	669	1,095
June	1,638	1,706
July	2,817	2,563
August	3,619	3,275
September	4,211	4,220
October	4,795	
November	5,528	
December	6,288	
January	7,005	
February	7,890	
March	8,494	
April	8,608	
May	8,657	
June	8,657	

QUALITY

	Quantity	Base Number	Contract	AT	Region	England
% of FP17s for the same patient ID Re-attending within 3 months - Children	21	545	3.9%	9.9%	11.8%	12.4%
% of FP17s for the same patient ID Re-attending within 3 months - Adults	128	926	13.8%	16.0%	17.1%	16.7%
% of FP17s for the same patient ID Re-attending between 3 & 9 months - Children	172	545	31.6%	45.4%	45.8%	57.4%
% of FP17s for the same patient ID Re-attending between 3 & 9 months - Adults	291	926	31.4%	37.0%	37.6%	50.5%
% of FP17s for Band 1 Urgent Courses	144	1,379	10.4%	11.0%	10.6%	9.1%
% of FP17s Relating to Free Repair or Replacements	0	1,379	0.0%	0.6%	0.6%	0.8%
% of FP17s Relating to Continuations	4	1,379	0.3%	0.7%	0.9%	1.3%
% of Patients satisfied with the dentistry they have received	6	6	N/A	90.9%	90.2%	93.2%
% of Patients satisfied with the time they had to wait for an appointment	6	6	N/A	83.8%	83.8%	89.0%

* This is based on patients treated on this contract for their most recent course of treatment. Figures in italics indicate the base number of FP17s or Patient Questionnaire responses are less than 100. N/A is shown where the base number of responses is less than 10 during the period. % is calculated as Quantity/Base number*100

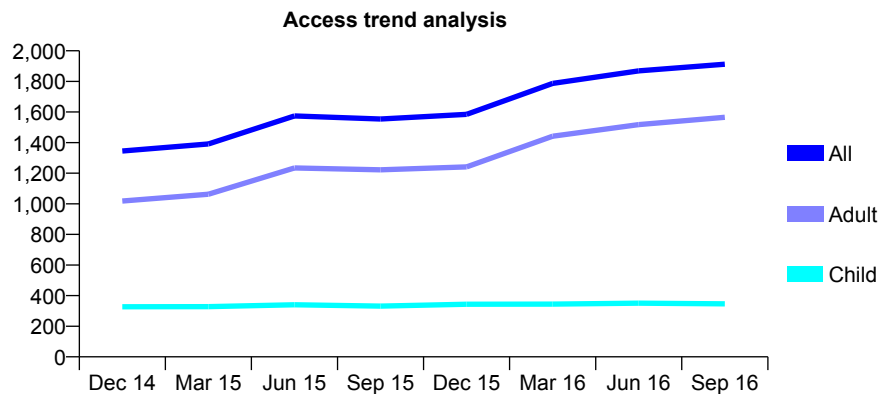
Q62 - Vital Signs At a Glance Contract Report for 189812/0001 - September 2016

Name or company name	Kensington Dental Practice
Contract type name	GDS Contract
Purpose of contract	General
Contract start date	01/08/2010
Contract end date	

16/17 Contracted general activity (UDA)	6,084
Carry forward general activity (UDA)	49
16/17 Contracted orthodontic activity (UOA)	0
Carry forward orthodontic activity (UOA)	0
Baseline contract value	£208,802.45

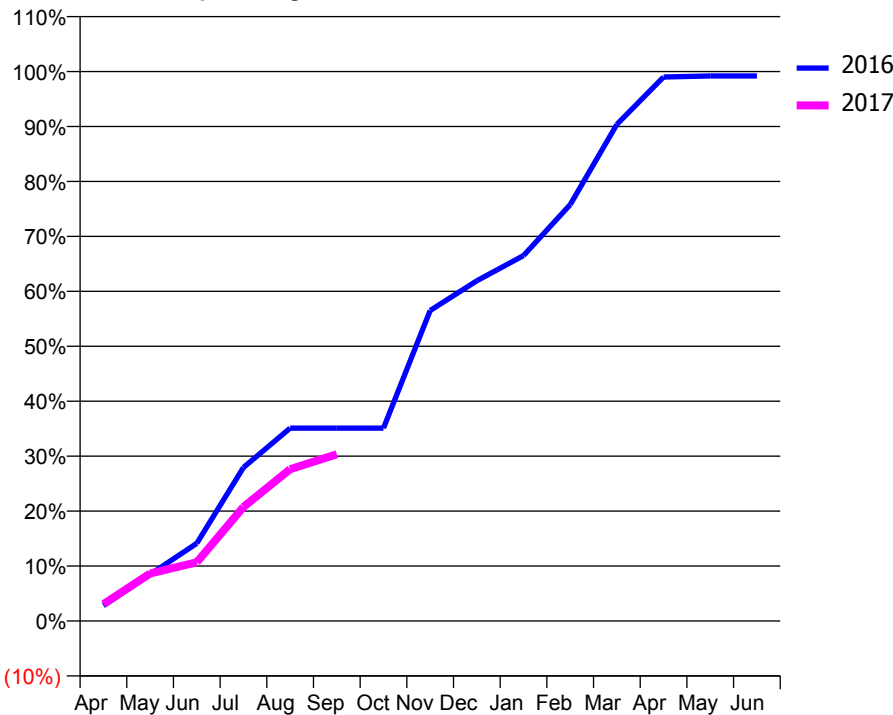
ACCESS*

Patients seen in 24 months	Total	Change since previous quarter
Quarter ending September 2015	1,554	
Quarter ending December 2015	1,585	→
Quarter ending March 2016	1,787	↑
Quarter ending June 2016	1,869	↑
Quarter ending September 2016	1,912	↑
Variance since September 2015	23.0%	↑



ACTIVITY

Cumulative percentage of contracted UDA delivered 2016 & 2017



Month	Adjusted Scheduled Activity (UDA)	
	2016	2017
April	171	187
May	516	527
June	860	650
July	1,701	1,263
August	2,136	1,681
September	2,136	1,846
October	2,136	
November	3,438	
December	3,767	
January	4,045	
February	4,610	
March	5,498	
April	6,022	
May	6,034	
June	6,035	

QUALITY

	Quantity	Base Number	Contract	AT	Region	England
% of FP17s for the same patient ID Re-attending within 3 months - Children	14	197	7.1%	9.9%	11.8%	12.4%
% of FP17s for the same patient ID Re-attending within 3 months - Adults	110	747	14.7%	16.0%	17.1%	16.7%
% of FP17s for the same patient ID Re-attending between 3 & 9 months - Children	91	197	46.2%	45.4%	45.8%	57.4%
% of FP17s for the same patient ID Re-attending between 3 & 9 months - Adults	182	747	24.4%	37.0%	37.6%	50.5%
% of FP17s for Band 1 Urgent Courses	138	774	17.8%	11.0%	10.6%	9.1%
% of FP17s Relating to Free Repair or Replacements	5	774	0.6%	0.6%	0.6%	0.8%
% of FP17s Relating to Continuations	9	774	1.2%	0.7%	0.9%	1.3%
% of Patients satisfied with the dentistry they have received	1	1	N/A	90.9%	90.2%	93.2%
% of Patients satisfied with the time they had to wait for an appointment	1	1	N/A	83.8%	83.8%	89.0%

* This is based on patients treated on this contract for their most recent course of treatment. Figures in italics indicate the base number of FP17s or Patient Questionnaire responses are less than 100. N/A is shown where the base number of responses is less than 10 during the period. % is calculated as Quantity/Base number*100

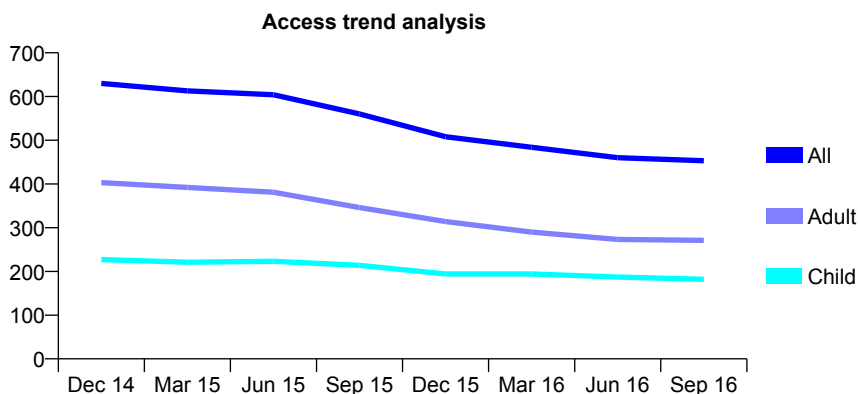
Q62 - Vital Signs At a Glance Contract Report for 190195/0003 - September 2016

Name or company name	Xeon Smiles UK Ltd
Contract type name	GDS Contract
Purpose of contract	General
Contract start date	01/04/2006
Contract end date	

16/17 Contracted general activity (UDA)	2,685
Carry forward general activity (UDA)	-12
16/17 Contracted orthodontic activity (UOA)	0
Carry forward orthodontic activity (UOA)	0
Baseline contract value	£64,851.32

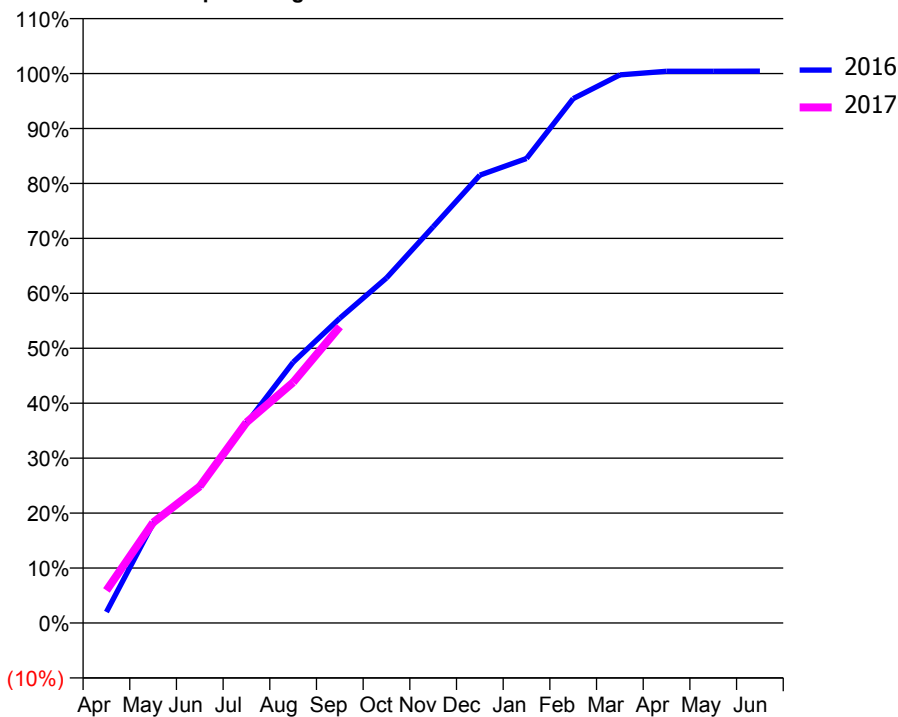
ACCESS*

Patients seen in 24 months	Total	Change since previous quarter
Quarter ending September 2015	560	
Quarter ending December 2015	508	↓
Quarter ending March 2016	484	↓
Quarter ending June 2016	460	↓
Quarter ending September 2016	453	↓
Variance since September 2015	(19.1%)	↓



ACTIVITY

Cumulative percentage of contracted UDA delivered 2016 & 2017



Adjusted Scheduled Activity (UDA)

Month	2016	2017
April	54	159
May	487	491
June	666	667
July	976	981
August	1,274	1,176
September	1,489	1,448
October	1,686	
November	1,936	
December	2,188	
January	2,270	
February	2,562	
March	2,678	
April	2,696	
May	2,696	
June	2,697	

QUALITY

	Quantity	Base Number	Contract	AT	Region	England
% of FP17s for the same patient ID Re-attending within 3 months - Children	15	148	10.1%	9.9%	11.8%	12.4%
% of FP17s for the same patient ID Re-attending within 3 months - Adults	41	209	19.6%	16.0%	17.1%	16.7%
% of FP17s for the same patient ID Re-attending between 3 & 9 months - Children	91	148	61.5%	45.4%	45.8%	57.4%
% of FP17s for the same patient ID Re-attending between 3 & 9 months - Adults	104	209	49.8%	37.0%	37.6%	50.5%
% of FP17s for Band 1 Urgent Courses	11	340	3.2%	11.0%	10.6%	9.1%
% of FP17s Relating to Free Repair or Replacements	2	340	0.6%	0.6%	0.6%	0.8%
% of FP17s Relating to Continuations	1	340	0.3%	0.7%	0.9%	1.3%
% of Patients satisfied with the dentistry they have received	0	0	N/A	90.9%	90.2%	93.2%
% of Patients satisfied with the time they had to wait for an appointment	0	0	N/A	83.8%	83.8%	89.0%

* This is based on patients treated on this contract for their most recent course of treatment. Figures in italics indicate the base number of FP17s or Patient Questionnaire responses are less than 100. N/A is shown where the base number of responses is less than 10 during the period. % is calculated as Quantity/Base number*100

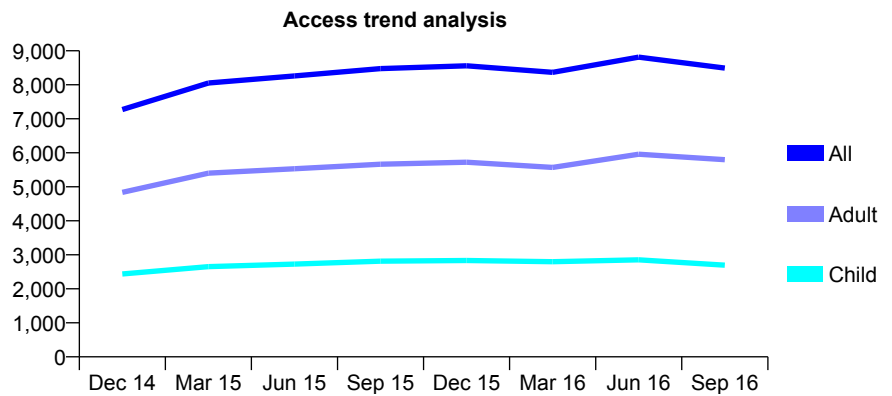
Q62 - Vital Signs At a Glance Contract Report for 191345/0001 - September 2016

Name or company name	Mr. AS Yousif and Mr. ZM Shamoon
Contract type name	GDS Contract
Purpose of contract	General
Contract start date	01/05/2013
Contract end date	

16/17 Contracted general activity (UDA)	22,048
Carry forward general activity (UDA)	-441
16/17 Contracted orthodontic activity (UOA)	0
Carry forward orthodontic activity (UOA)	0
Baseline contract value	£596,961.77

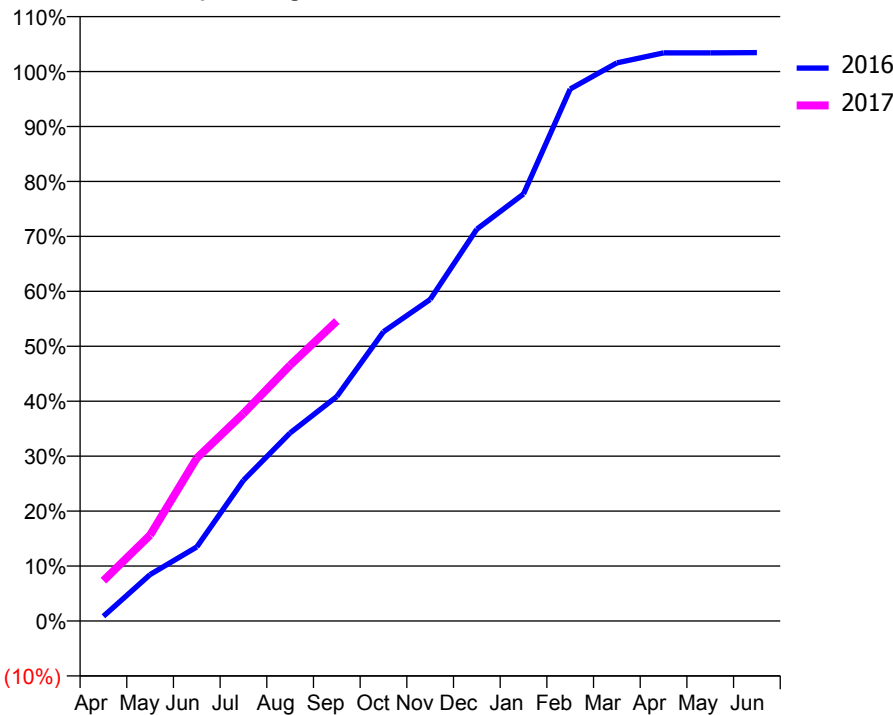
ACCESS*

Patients seen in 24 months	Total	Change since previous quarter
Quarter ending September 2015	8,477	
Quarter ending December 2015	8,557	→
Quarter ending March 2016	8,366	↓
Quarter ending June 2016	8,814	↑
Quarter ending September 2016	8,494	↓
Variance since September 2015	0.2%	→



ACTIVITY

Cumulative percentage of contracted UDA delivered 2016 & 2017



Month	Adjusted Scheduled Activity (UDA)	
	2016	2017
April	190	1,618
May	1,866	3,447
June	2,970	6,533
July	5,647	8,328
August	7,546	10,267
September	9,010	12,037
October	11,606	
November	12,905	
December	15,723	
January	17,135	
February	21,347	
March	22,393	
April	22,793	
May	22,793	
June	22,807	

QUALITY

	Quantity	Base Number	Contract	AT	Region	England
% of FP17s for the same patient ID Re-attending within 3 months - Children	141	1,827	7.7%	9.9%	11.8%	12.4%
% of FP17s for the same patient ID Re-attending within 3 months - Adults	386	3,234	11.9%	16.0%	17.1%	16.7%
% of FP17s for the same patient ID Re-attending between 3 & 9 months - Children	738	1,827	40.4%	45.4%	45.8%	57.4%
% of FP17s for the same patient ID Re-attending between 3 & 9 months - Adults	861	3,234	26.6%	37.0%	37.6%	50.5%
% of FP17s for Band 1 Urgent Courses	394	4,537	8.7%	11.0%	10.6%	9.1%
% of FP17s Relating to Free Repair or Replacements	11	4,537	0.2%	0.6%	0.6%	0.8%
% of FP17s Relating to Continuations	13	4,537	0.3%	0.7%	0.9%	1.3%
% of Patients satisfied with the dentistry they have received	4	4	N/A	90.9%	90.2%	93.2%
% of Patients satisfied with the time they had to wait for an appointment	3	4	N/A	83.8%	83.8%	89.0%

* This is based on patients treated on this contract for their most recent course of treatment. Figures in italics indicate the base number of FP17s or Patient Questionnaire responses are less than 100. N/A is shown where the base number of responses is less than 10 during the period. % is calculated as Quantity/Base number*100

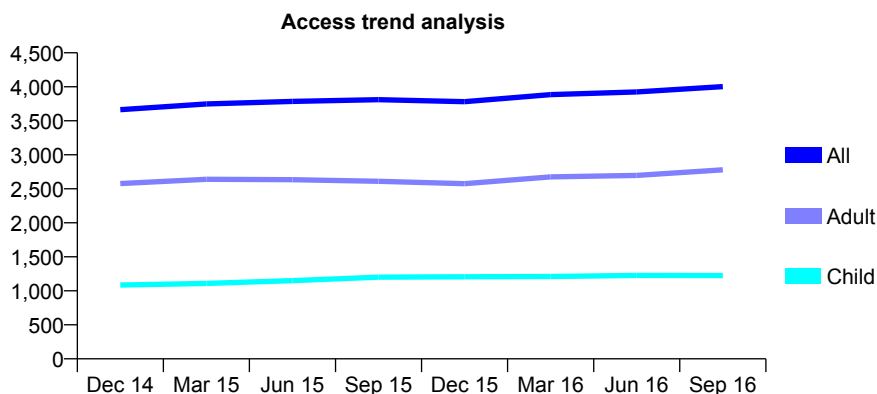
Q62 - Vital Signs At a Glance Contract Report for 191507/0001 - September 2016

Name or company name	Perfect Smile
Contract type name	GDS Contract
Purpose of contract	General
Contract start date	01/01/2012
Contract end date	

16/17 Contracted general activity (UDA)	9,616
Carry forward general activity (UDA)	-45
16/17 Contracted orthodontic activity (UOA)	0
Carry forward orthodontic activity (UOA)	0
Baseline contract value	£250,988.49

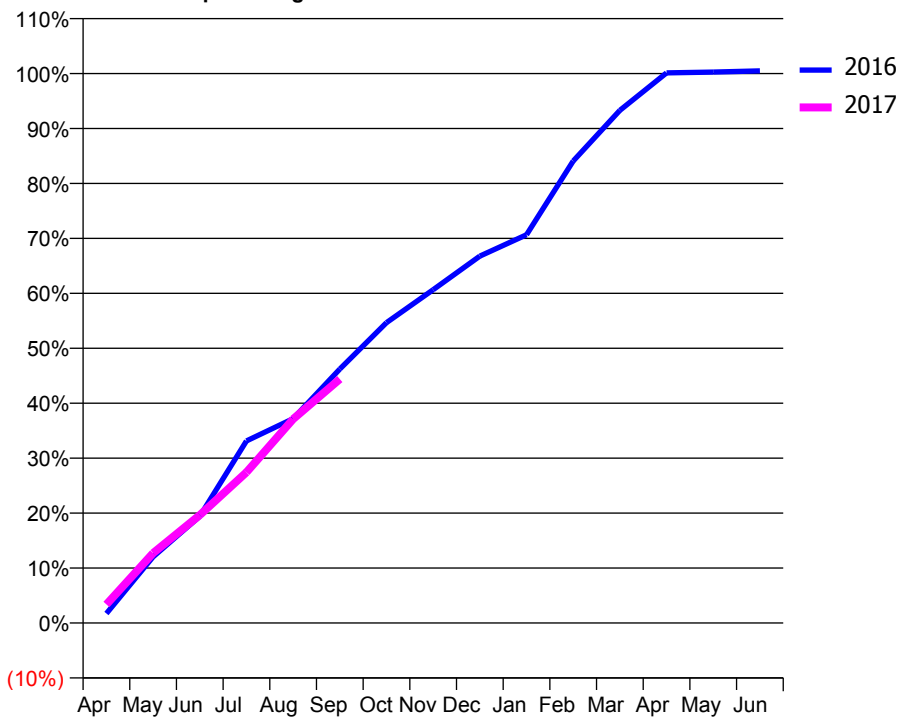
ACCESS*

Patients seen in 24 months	Total	Change since previous quarter
Quarter ending September 2015	3,811	
Quarter ending December 2015	3,782	→
Quarter ending March 2016	3,885	↑
Quarter ending June 2016	3,924	→
Quarter ending September 2016	4,003	↑
Variance since September 2015	5.0%	↑



ACTIVITY

Cumulative percentage of contracted UDA delivered 2016 & 2017



Month	Adjusted Scheduled Activity (UDA)	
	2016	2017
April	166	326
May	1,160	1,224
June	1,868	1,890
July	3,185	2,638
August	3,576	3,569
September	4,444	4,269
October	5,257	
November	5,832	
December	6,421	
January	6,795	
February	8,085	
March	8,972	
April	9,627	
May	9,642	
June	9,661	

QUALITY

	Quantity	Base Number	Contract	AT	Region	England
% of FP17s for the same patient ID Re-attending within 3 months - Children	55	782	7.0%	9.9%	11.8%	12.4%
% of FP17s for the same patient ID Re-attending within 3 months - Adults	169	1,349	12.5%	16.0%	17.1%	16.7%
% of FP17s for the same patient ID Re-attending between 3 & 9 months - Children	345	782	44.1%	45.4%	45.8%	57.4%
% of FP17s for the same patient ID Re-attending between 3 & 9 months - Adults	334	1,349	24.8%	37.0%	37.6%	50.5%
% of FP17s for Band 1 Urgent Courses	198	1,835	10.8%	11.0%	10.6%	9.1%
% of FP17s Relating to Free Repair or Replacements	6	1,835	0.3%	0.6%	0.6%	0.8%
% of FP17s Relating to Continuations	23	1,835	1.3%	0.7%	0.9%	1.3%
% of Patients satisfied with the dentistry they have received	3	3	N/A	90.9%	90.2%	93.2%
% of Patients satisfied with the time they had to wait for an appointment	3	3	N/A	83.8%	83.8%	89.0%

* This is based on patients treated on this contract for their most recent course of treatment. Figures in italics indicate the base number of FP17s or Patient Questionnaire responses are less than 100. N/A is shown where the base number of responses is less than 10 during the period. % is calculated as Quantity/Base number*100

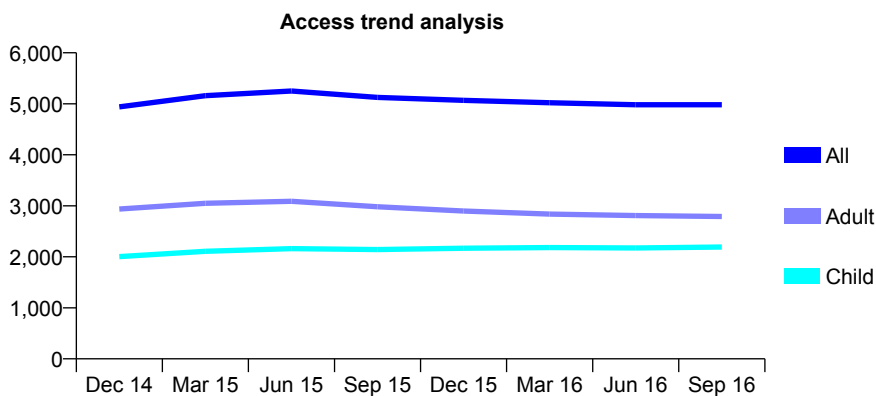
Q62 - Vital Signs At a Glance Contract Report for 193631/0001 - September 2016

Name or company name	Dr Natasha Luthra & Dr Trishna Dhot
Contract type name	GDS Contract
Purpose of contract	General
Contract start date	01/06/2013
Contract end date	

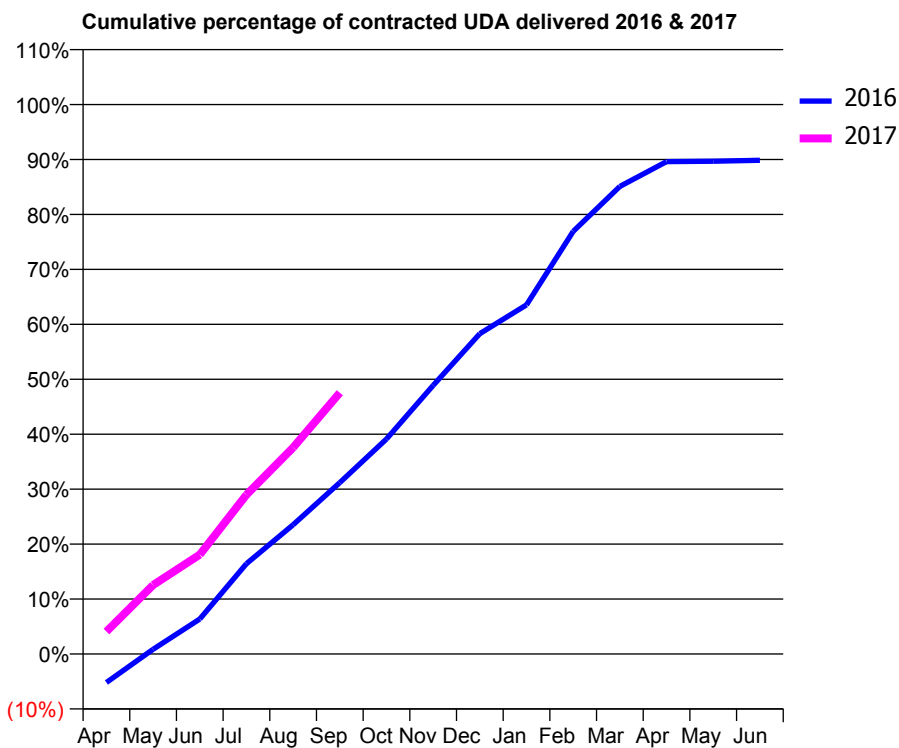
16/17 Contracted general activity (UDA)	12,297
Carry forward general activity (UDA)	0
16/17 Contracted orthodontic activity (UOA)	0
Carry forward orthodontic activity (UOA)	0
Baseline contract value	£269,338.10

ACCESS*

Patients seen in 24 months	Total	Change since previous quarter
Quarter ending September 2015	5,125	
Quarter ending December 2015	5,067	↓
Quarter ending March 2016	5,021	→
Quarter ending June 2016	4,983	→
Quarter ending September 2016	4,981	→
Variance since September 2015	(2.8%)	↓



ACTIVITY



Month	Adjusted Scheduled Activity (UDA)	
	2016	2017
April	-639	501
May	105	1,545
June	784	2,226
July	2,021	3,565
August	2,894	4,621
September	3,837	5,847
October	4,812	
November	6,011	
December	7,170	
January	7,813	
February	9,457	
March	10,463	
April	11,018	
May	11,027	
June	11,047	

QUALITY

	Quantity	Base Number	Contract	AT	Region	England
% of FP17s for the same patient ID Re-attending within 3 months - Children	122	1,585	7.7%	9.9%	11.8%	12.4%
% of FP17s for the same patient ID Re-attending within 3 months - Adults	293	1,895	15.5%	16.0%	17.1%	16.7%
% of FP17s for the same patient ID Re-attending between 3 & 9 months - Children	869	1,585	54.8%	45.4%	45.8%	57.4%
% of FP17s for the same patient ID Re-attending between 3 & 9 months - Adults	946	1,895	49.9%	37.0%	37.6%	50.5%
% of FP17s for Band 1 Urgent Courses	241	3,144	7.7%	11.0%	10.6%	9.1%
% of FP17s Relating to Free Repair or Replacements	36	3,144	1.1%	0.6%	0.6%	0.8%
% of FP17s Relating to Continuations	9	3,144	0.3%	0.7%	0.9%	1.3%
% of Patients satisfied with the dentistry they have received	4	4	N/A	90.9%	90.2%	93.2%
% of Patients satisfied with the time they had to wait for an appointment	3	4	N/A	83.8%	83.8%	89.0%

* This is based on patients treated on this contract for their most recent course of treatment. Figures in italics indicate the base number of FP17s or Patient Questionnaire responses are less than 100. N/A is shown where the base number of responses is less than 10 during the period. % is calculated as Quantity/Base number*100

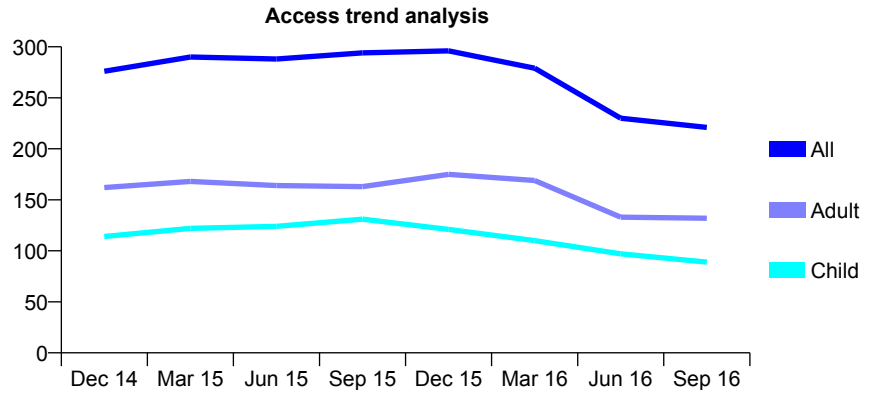
Q62 - Vital Signs At a Glance Contract Report for 194522/0001 - September 2016

Name or company name	Dr R Robins & Associates
Contract type name	GDS Contract
Purpose of contract	General
Contract start date	01/04/2011
Contract end date	

16/17 Contracted general activity (UDA)	720
Carry forward general activity (UDA)	23
16/17 Contracted orthodontic activity (UOA)	0
Carry forward orthodontic activity (UOA)	0
Baseline contract value	£19,570.74

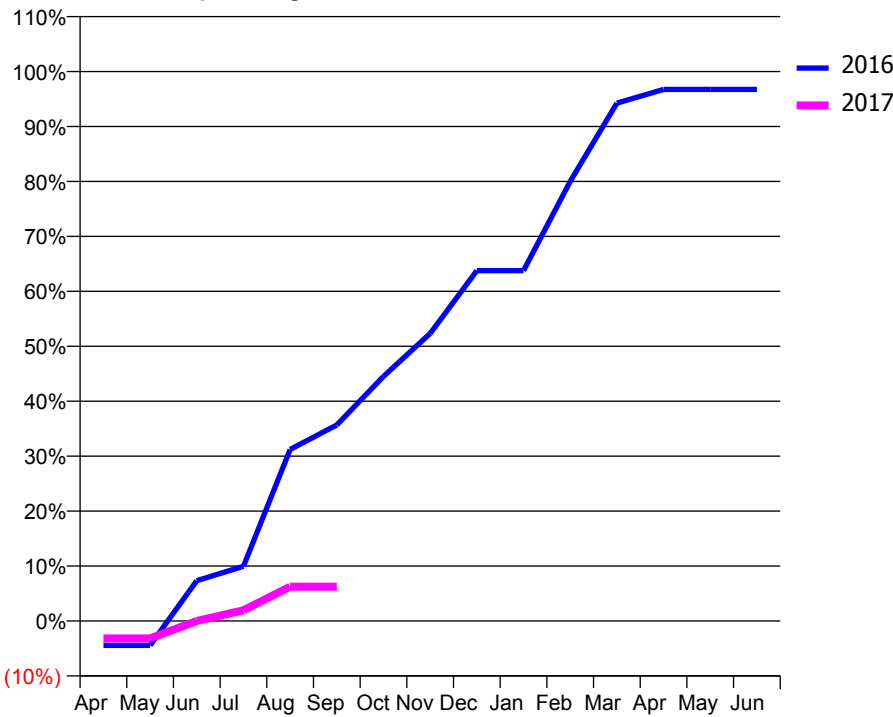
ACCESS*

Patients seen in 24 months	Total	Change since previous quarter
Quarter ending September 2015	294	
Quarter ending December 2015	296	→
Quarter ending March 2016	279	↓
Quarter ending June 2016	230	↓
Quarter ending September 2016	221	↓
Variance since September 2015	(24.8%)	↓



ACTIVITY

Cumulative percentage of contracted UDA delivered 2016 & 2017



Month	Adjusted Scheduled Activity (UDA)	
	2016	2017
April	-32	-23
May	-32	-23
June	53	-0
July	72	14
August	225	45
September	257	45
October	321	
November	377	
December	459	
January	459	
February	576	
March	679	
April	697	
May	697	
June	697	

QUALITY

	Quantity	Base Number	Contract	AT	Region	England
% of FP17s for the same patient ID Re-attending within 3 months - Children	1	34	2.9%	9.9%	11.8%	12.4%
% of FP17s for the same patient ID Re-attending within 3 months - Adults	1	18	5.6%	16.0%	17.1%	16.7%
% of FP17s for the same patient ID Re-attending between 3 & 9 months - Children	19	34	55.9%	45.4%	45.8%	57.4%
% of FP17s for the same patient ID Re-attending between 3 & 9 months - Adults	11	18	61.1%	37.0%	37.6%	50.5%
% of FP17s for Band 1 Urgent Courses	0	42	0.0%	11.0%	10.6%	9.1%
% of FP17s Relating to Free Repair or Replacements	0	42	0.0%	0.6%	0.6%	0.8%
% of FP17s Relating to Continuations	0	42	0.0%	0.7%	0.9%	1.3%
% of Patients satisfied with the dentistry they have received	0	0	N/A	90.9%	90.2%	93.2%
% of Patients satisfied with the time they had to wait for an appointment	0	0	N/A	83.8%	83.8%	89.0%

* This is based on patients treated on this contract for their most recent course of treatment. Figures in italics indicate the base number of FP17s or Patient Questionnaire responses are less than 100. N/A is shown where the base number of responses is less than 10 during the period. % is calculated as Quantity/Base number*100

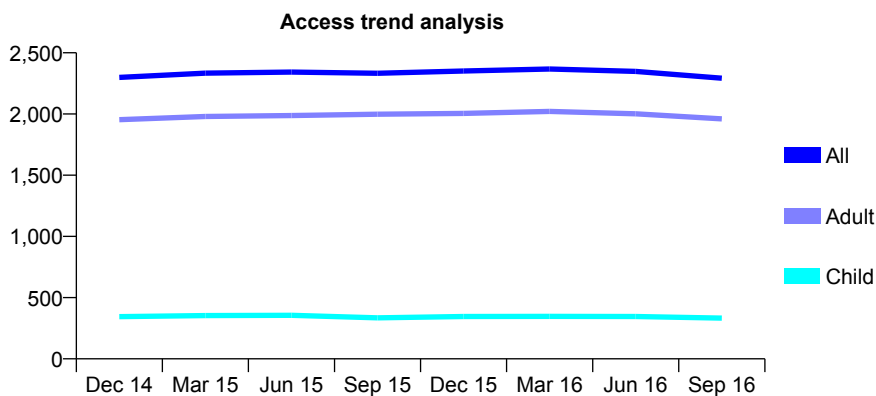
Q62 - Vital Signs At a Glance Contract Report for 197424/0001 - September 2016

Name or company name	Mrs M Parekh & Dr V Patel & Dr. J. Parekh
Contract type name	PDS Plus Contract
Purpose of contract	General
Contract start date	01/04/2010
Contract end date	31/03/2020

16/17 Contracted general activity (UDA)	8,240
Carry forward general activity (UDA)	0
16/17 Contracted orthodontic activity (UOA)	0
Carry forward orthodontic activity (UOA)	0
Baseline contract value	£117,362.09

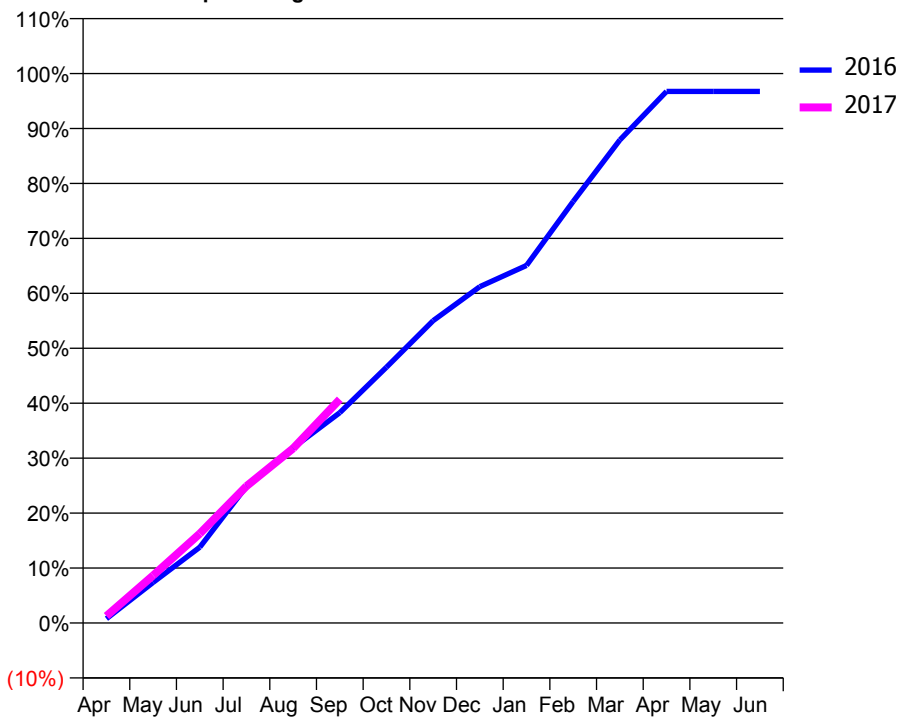
ACCESS*

Patients seen in 24 months	Total	Change since previous quarter
Quarter ending September 2015	2,333	
Quarter ending December 2015	2,351	→
Quarter ending March 2016	2,368	→
Quarter ending June 2016	2,348	→
Quarter ending September 2016	2,293	↓
Variance since September 2015	(1.7%)	↓



ACTIVITY

Cumulative percentage of contracted UDA delivered 2016 & 2017



Month	Adjusted Scheduled Activity (UDA)	
	2016	2017
April	65	105
May	609	714
June	1,137	1,341
July	2,048	2,052
August	2,629	2,618
September	3,153	3,354
October	3,836	
November	4,534	
December	5,044	
January	5,362	
February	6,322	
March	7,243	
April	7,971	
May	7,971	
June	7,971	

QUALITY

	Quantity	Base Number	Contract	AT	Region	England
% of FP17s for the same patient ID Re-attending within 3 months - Children	15	184	8.2%	9.9%	11.8%	12.4%
% of FP17s for the same patient ID Re-attending within 3 months - Adults	143	934	15.3%	16.0%	17.1%	16.7%
% of FP17s for the same patient ID Re-attending between 3 & 9 months - Children	69	184	37.5%	45.4%	45.8%	57.4%
% of FP17s for the same patient ID Re-attending between 3 & 9 months - Adults	290	934	31.0%	37.0%	37.6%	50.5%
% of FP17s for Band 1 Urgent Courses	184	972	18.9%	11.0%	10.6%	9.1%
% of FP17s Relating to Free Repair or Replacements	1	972	0.1%	0.6%	0.6%	0.8%
% of FP17s Relating to Continuations	0	972	0.0%	0.7%	0.9%	1.3%
% of Patients satisfied with the dentistry they have received	17	18	94.4%	90.9%	90.2%	93.2%
% of Patients satisfied with the time they had to wait for an appointment	18	18	100.0%	83.8%	83.8%	89.0%

* This is based on patients treated on this contract for their most recent course of treatment. Figures in italics indicate the base number of FP17s or Patient Questionnaire responses are less than 100. N/A is shown where the base number of responses is less than 10 during the period. % is calculated as Quantity/Base number*100

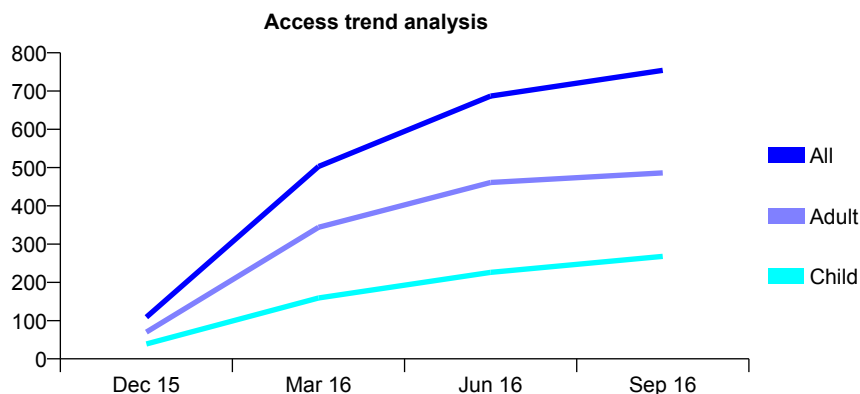
Q62 - Vital Signs At a Glance Contract Report for 198080/0001 - September 2016

Name or company name	Smile For Life Dental Clinics
Contract type name	GDS Contract
Purpose of contract	General
Contract start date	01/11/2015
Contract end date	

16/17 Contracted general activity (UDA)	4,212
Carry forward general activity (UDA)	-71
16/17 Contracted orthodontic activity (UOA)	0
Carry forward orthodontic activity (UOA)	0
Baseline contract value	£175,616.51

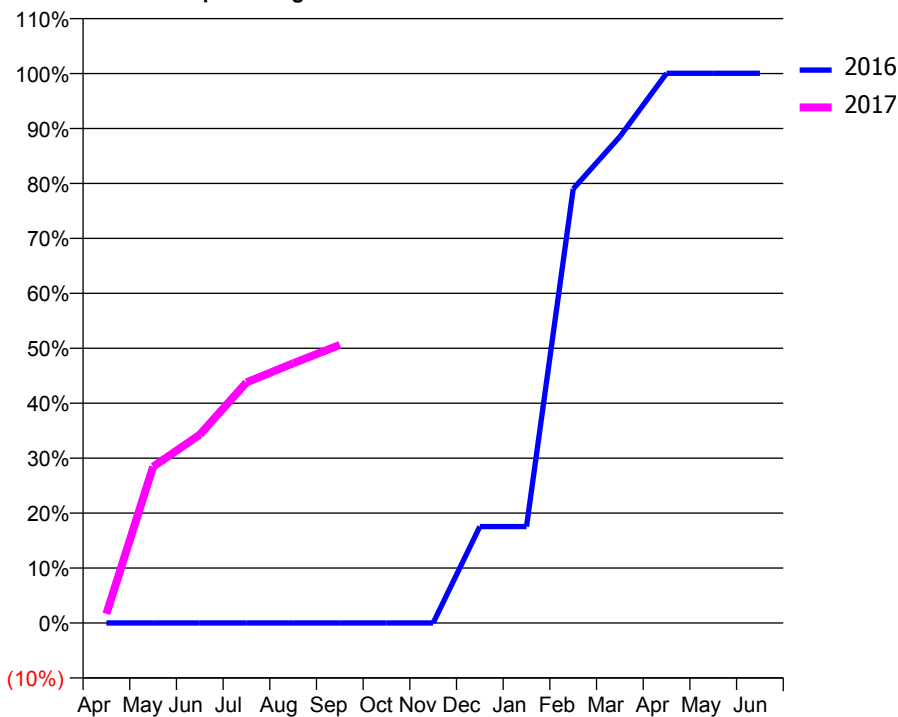
ACCESS*

Patients seen in 24 months	Total	Change since previous quarter
Quarter ending September 2015	0	
Quarter ending December 2015	109	↑
Quarter ending March 2016	503	↑
Quarter ending June 2016	687	↑
Quarter ending September 2016	754	↑
Variance since September 2015	N/A	



ACTIVITY

Cumulative percentage of contracted UDA delivered 2016 & 2017



Month	Adjusted Scheduled Activity (UDA)	
	2016	2017
April	0	71
May	0	1,198
June	0	1,444
July	0	1,844
August	0	1,990
September	0	2,131
October	0	
November	0	
December	308	
January	308	
February	1,386	
March	1,553	
April	1,756	
May	1,756	
June	1,756	

QUALITY

	Quantity	Base Number	Contract	AT	Region	England
% of FP17s for the same patient ID Re-attending within 3 months - Children	13	198	6.6%	9.9%	11.8%	12.4%
% of FP17s for the same patient ID Re-attending within 3 months - Adults	20	295	6.8%	16.0%	17.1%	16.7%
% of FP17s for the same patient ID Re-attending between 3 & 9 months - Children	40	198	20.2%	45.4%	45.8%	57.4%
% of FP17s for the same patient ID Re-attending between 3 & 9 months - Adults	51	295	17.3%	37.0%	37.6%	50.5%
% of FP17s for Band 1 Urgent Courses	1	396	0.3%	11.0%	10.6%	9.1%
% of FP17s Relating to Free Repair or Replacements	0	396	0.0%	0.6%	0.6%	0.8%
% of FP17s Relating to Continuations	12	396	3.0%	0.7%	0.9%	1.3%
% of Patients satisfied with the dentistry they have received	0	0	N/A	90.9%	90.2%	93.2%
% of Patients satisfied with the time they had to wait for an appointment	0	0	N/A	83.8%	83.8%	89.0%

* This is based on patients treated on this contract for their most recent course of treatment. Figures in italics indicate the base number of FP17s or Patient Questionnaire responses are less than 100. N/A is shown where the base number of responses is less than 10 during the period. % is calculated as Quantity/Base number*100

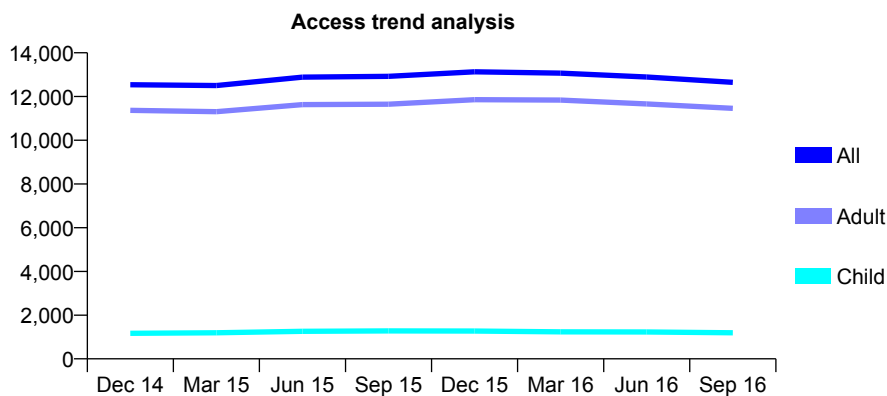
Q62 - Vital Signs At a Glance Contract Report for 199303/0001 - September 2016

Name or company name	Mrs R Szasz & Miss E Szasz
Contract type name	GDS Contract
Purpose of contract	General
Contract start date	01/07/2012
Contract end date	

16/17 Contracted general activity (UDA)	32,422
Carry forward general activity (UDA)	82
16/17 Contracted orthodontic activity (UOA)	0
Carry forward orthodontic activity (UOA)	0
Baseline contract value	£1,131,968.88

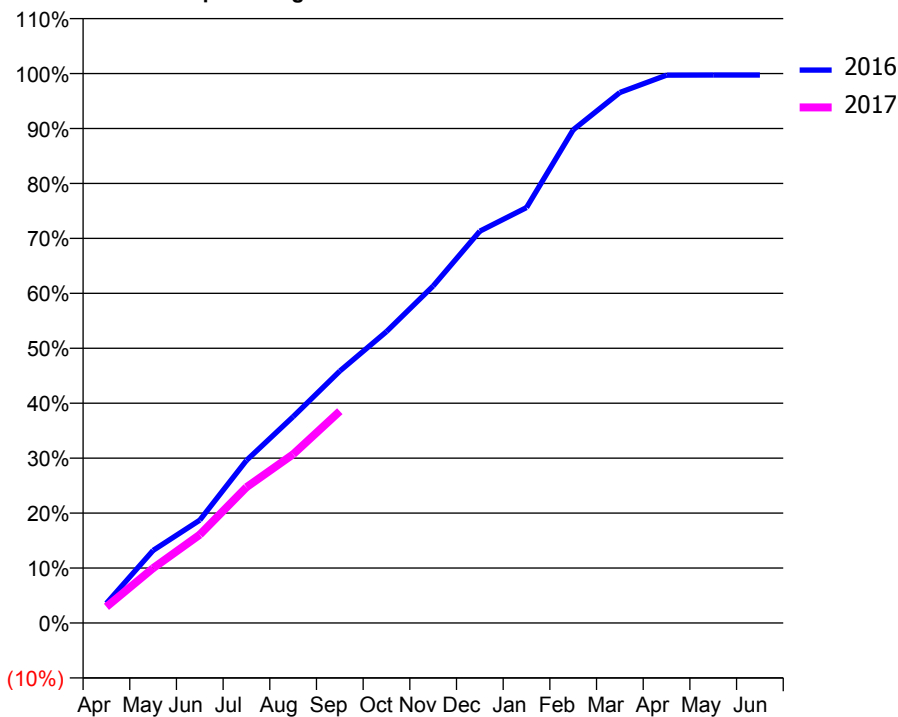
ACCESS*

Patients seen in 24 months	Total	Change since previous quarter
Quarter ending September 2015	12,925	
Quarter ending December 2015	13,130	→
Quarter ending March 2016	13,072	→
Quarter ending June 2016	12,891	↓
Quarter ending September 2016	12,651	↓
Variance since September 2015	(2.1%)	↓



ACTIVITY

Cumulative percentage of contracted UDA delivered 2016 & 2017



Month	Adjusted Scheduled Activity (UDA)	
	2016	2017
April	1,162	956
May	4,282	3,239
June	6,072	5,215
July	9,597	8,012
August	12,176	9,953
September	14,865	12,500
October	17,191	
November	19,882	
December	23,120	
January	24,510	
February	29,099	
March	31,301	
April	32,328	
May	32,335	
June	32,334	

QUALITY

	Quantity	Base Number	Contract	AT	Region	England
% of FP17s for the same patient ID Re-attending within 3 months - Children	29	566	5.1%	9.9%	11.8%	12.4%
% of FP17s for the same patient ID Re-attending within 3 months - Adults	686	5,255	13.1%	16.0%	17.1%	16.7%
% of FP17s for the same patient ID Re-attending between 3 & 9 months - Children	142	566	25.1%	45.4%	45.8%	57.4%
% of FP17s for the same patient ID Re-attending between 3 & 9 months - Adults	1,152	5,255	21.9%	37.0%	37.6%	50.5%
% of FP17s for Band 1 Urgent Courses	1,141	5,121	22.3%	11.0%	10.6%	9.1%
% of FP17s Relating to Free Repair or Replacements	72	5,121	1.4%	0.6%	0.6%	0.8%
% of FP17s Relating to Continuations	29	5,121	0.6%	0.7%	0.9%	1.3%
% of Patients satisfied with the dentistry they have received	10	10	100.0%	90.9%	90.2%	93.2%
% of Patients satisfied with the time they had to wait for an appointment	7	10	70.0%	83.8%	83.8%	89.0%

* This is based on patients treated on this contract for their most recent course of treatment. Figures in italics indicate the base number of FP17s or Patient Questionnaire responses are less than 100. N/A is shown where the base number of responses is less than 10 during the period. % is calculated as Quantity/Base number*100

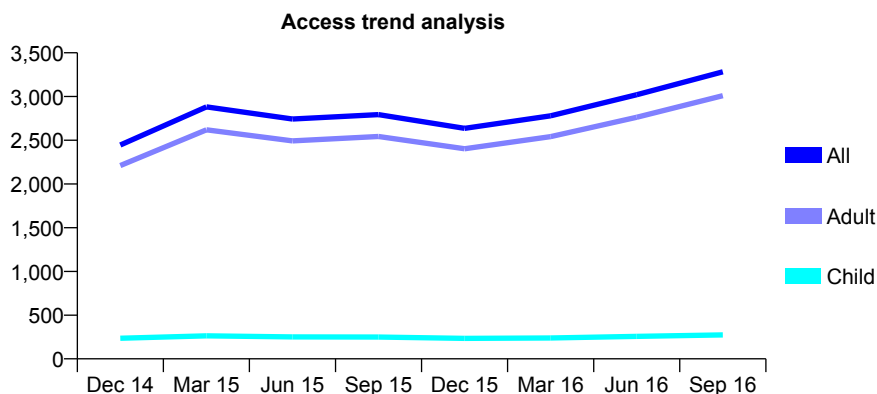
Q62 - Vital Signs At a Glance Contract Report for 199303/0003 - September 2016

Name or company name	Mrs R Szasz & Miss E Szasz
Contract type name	PDS Plus Contract
Purpose of contract	General
Contract start date	01/05/2013
Contract end date	31/03/2018

16/17 Contracted general activity (UDA)	7,500
Carry forward general activity (UDA)	0
16/17 Contracted orthodontic activity (UOA)	0
Carry forward orthodontic activity (UOA)	0
Baseline contract value	£159,913.60

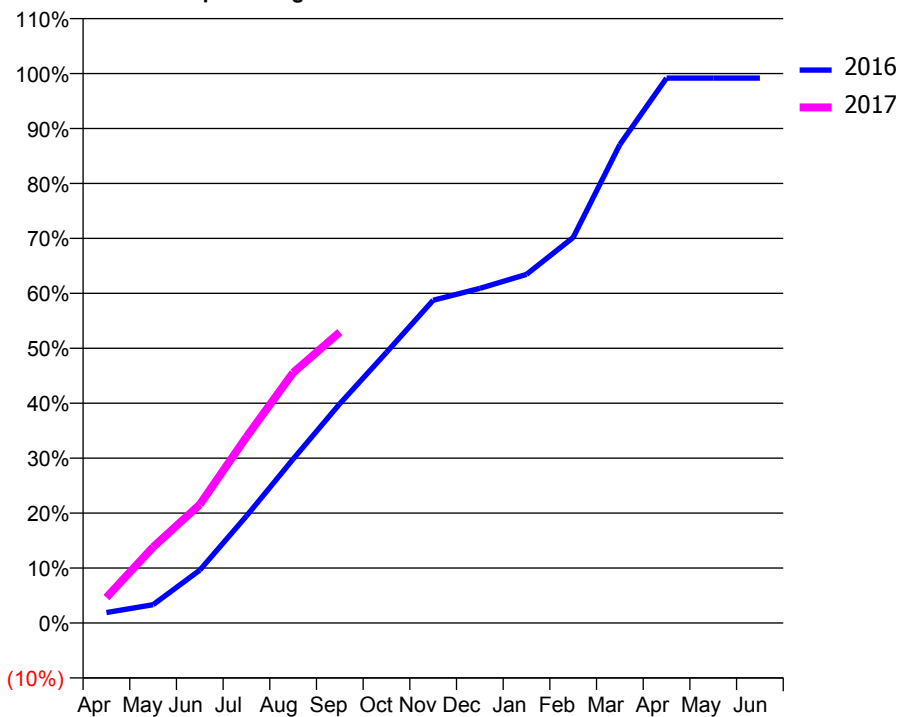
ACCESS*

Patients seen in 24 months	Total	Change since previous quarter
Quarter ending September 2015	2,793	
Quarter ending December 2015	2,636	↓
Quarter ending March 2016	2,780	↑
Quarter ending June 2016	3,020	↑
Quarter ending September 2016	3,283	↑
Variance since September 2015	17.5%	↑



ACTIVITY

Cumulative percentage of contracted UDA delivered 2016 & 2017



Month	2016	2017
April	143	348
May	250	1,037
June	721	1,618
July	1,461	2,540
August	2,237	3,417
September	2,994	3,970
October	3,694	
November	4,405	
December	4,568	
January	4,759	
February	5,263	
March	6,531	
April	7,437	
May	7,437	
June	7,438	

QUALITY

	Quantity	Base Number	Contract	AT	Region	England
% of FP17s for the same patient ID Re-attending within 3 months - Children	1	167	0.6%	9.9%	11.8%	12.4%
% of FP17s for the same patient ID Re-attending within 3 months - Adults	86	1,931	4.5%	16.0%	17.1%	16.7%
% of FP17s for the same patient ID Re-attending between 3 & 9 months - Children	14	167	8.4%	45.4%	45.8%	57.4%
% of FP17s for the same patient ID Re-attending between 3 & 9 months - Adults	110	1,931	5.7%	37.0%	37.6%	50.5%
% of FP17s for Band 1 Urgent Courses	447	1,809	24.7%	11.0%	10.6%	9.1%
% of FP17s Relating to Free Repair or Replacements	8	1,809	0.4%	0.6%	0.6%	0.8%
% of FP17s Relating to Continuations	10	1,809	0.6%	0.7%	0.9%	1.3%
% of Patients satisfied with the dentistry they have received	1	2	N/A	90.9%	90.2%	93.2%
% of Patients satisfied with the time they had to wait for an appointment	1	2	N/A	83.8%	83.8%	89.0%

* This is based on patients treated on this contract for their most recent course of treatment. Figures in italics indicate the base number of FP17s or Patient Questionnaire responses are less than 100. N/A is shown where the base number of responses is less than 10 during the period. % is calculated as Quantity/Base number*100

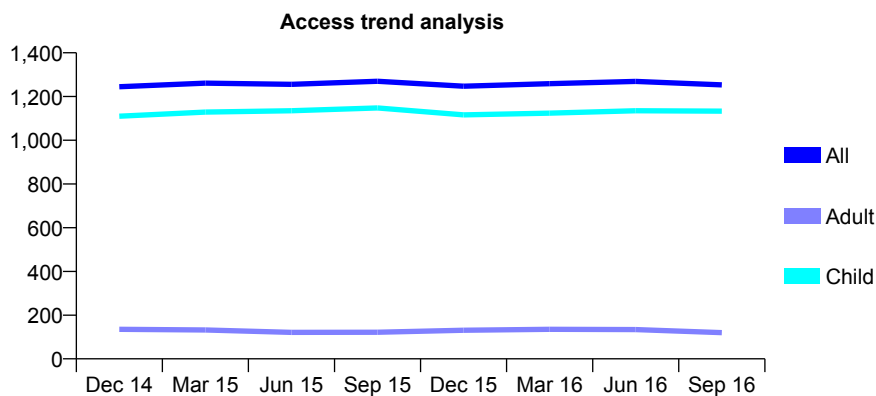
Q62 - Vital Signs At a Glance Contract Report for 199680/0001 - September 2016

Name or company name	KINGSEND DENTAL HEALTH CENTRE
Contract type name	GDS Contract
Purpose of contract	General
Contract start date	13/02/2008
Contract end date	

16/17 Contracted general activity (UDA)	2,800
Carry forward general activity (UDA)	0
16/17 Contracted orthodontic activity (UOA)	0
Carry forward orthodontic activity (UOA)	0
Baseline contract value	£58,489.37

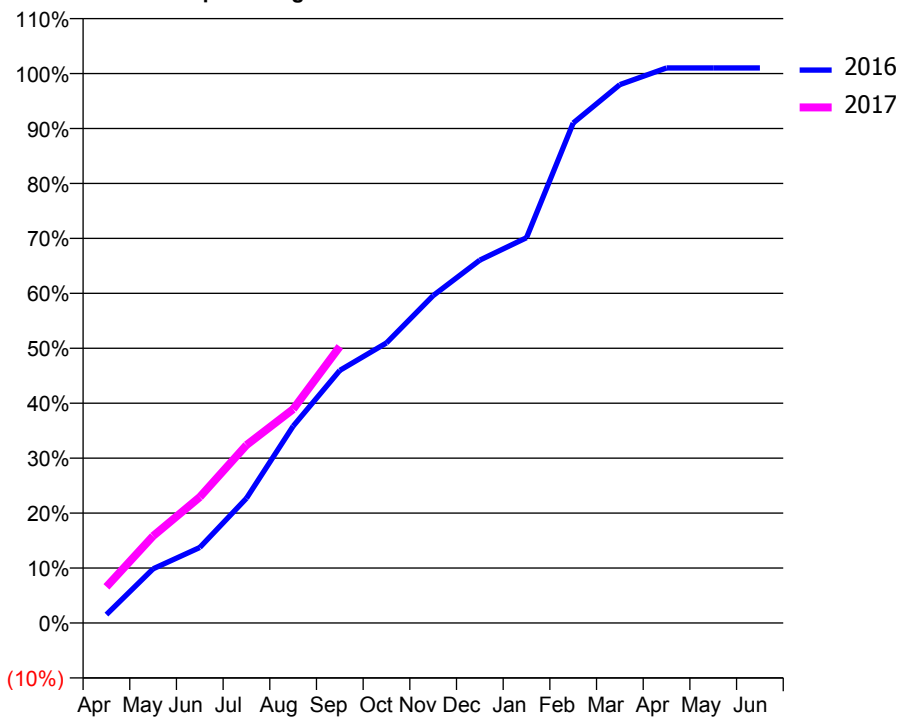
ACCESS*

Patients seen in 24 months	Total	Change since previous quarter
Quarter ending September 2015	1,270	
Quarter ending December 2015	1,247	↓
Quarter ending March 2016	1,259	→
Quarter ending June 2016	1,269	→
Quarter ending September 2016	1,253	↓
Variance since September 2015	(1.3%)	↓



ACTIVITY

Cumulative percentage of contracted UDA delivered 2016 & 2017



Month	Adjusted Scheduled Activity (UDA)	
	2016	2017
April	43	184
May	276	444
June	385	642
July	635	907
August	1,003	1,089
September	1,288	1,409
October	1,427	
November	1,668	
December	1,849	
January	1,963	
February	2,548	
March	2,743	
April	2,829	
May	2,829	
June	2,829	

QUALITY

	Quantity	Base Number	Contract	AT	Region	England
% of FP17s for the same patient ID Re-attending within 3 months - Children	82	912	9.0%	9.9%	11.8%	12.4%
% of FP17s for the same patient ID Re-attending within 3 months - Adults	3	35	8.6%	16.0%	17.1%	16.7%
% of FP17s for the same patient ID Re-attending between 3 & 9 months - Children	530	912	58.1%	45.4%	45.8%	57.4%
% of FP17s for the same patient ID Re-attending between 3 & 9 months - Adults	21	35	60.0%	37.0%	37.6%	50.5%
% of FP17s for Band 1 Urgent Courses	41	880	4.7%	11.0%	10.6%	9.1%
% of FP17s Relating to Free Repair or Replacements	1	880	0.1%	0.6%	0.6%	0.8%
% of FP17s Relating to Continuations	9	880	1.0%	0.7%	0.9%	1.3%
% of Patients satisfied with the dentistry they have received	2	2	N/A	90.9%	90.2%	93.2%
% of Patients satisfied with the time they had to wait for an appointment	2	2	N/A	83.8%	83.8%	89.0%

* This is based on patients treated on this contract for their most recent course of treatment. Figures in italics indicate the base number of FP17s or Patient Questionnaire responses are less than 100. N/A is shown where the base number of responses is less than 10 during the period. % is calculated as Quantity/Base number*100

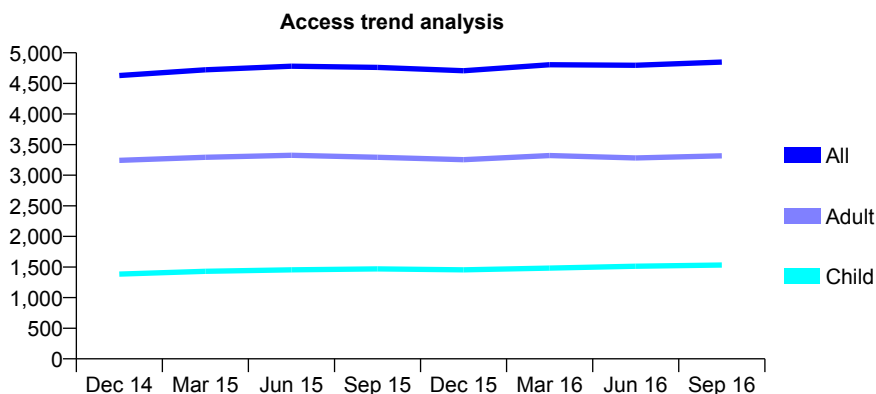
Q62 - Vital Signs At a Glance Contract Report for 202231/0002 - September 2016

Name or company name	MR VG SHAH
Contract type name	GDS Contract
Purpose of contract	General
Contract start date	01/05/2010
Contract end date	

16/17 Contracted general activity (UDA)	12,995
Carry forward general activity (UDA)	71
16/17 Contracted orthodontic activity (UOA)	0
Carry forward orthodontic activity (UOA)	0
Baseline contract value	£379,854.84

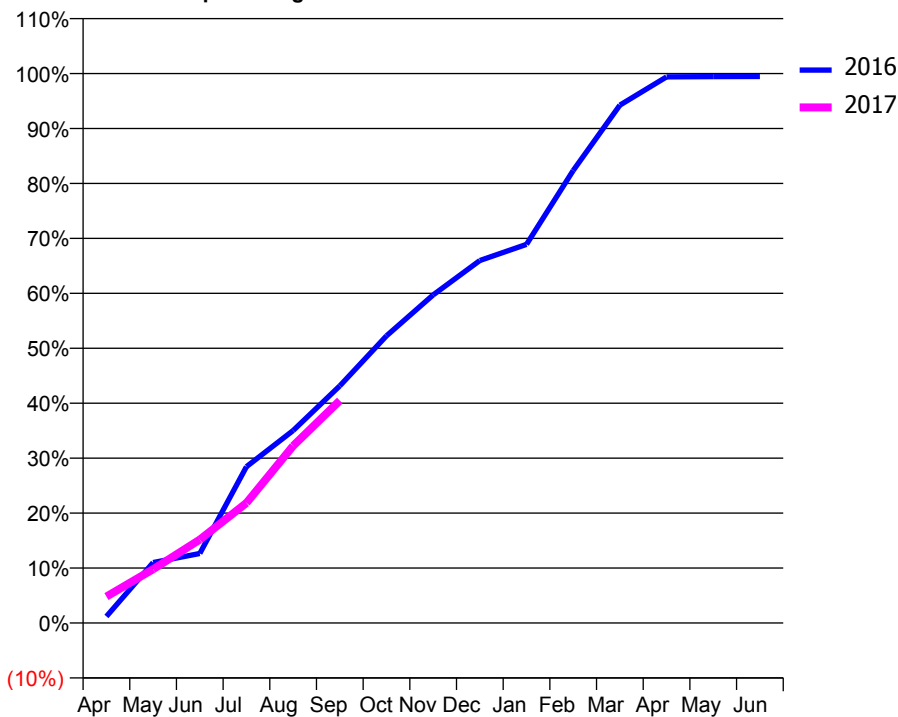
ACCESS*

Patients seen in 24 months	Total	Change since previous quarter
Quarter ending September 2015	4,762	
Quarter ending December 2015	4,707	↓
Quarter ending March 2016	4,805	↑
Quarter ending June 2016	4,796	→
Quarter ending September 2016	4,848	→
Variance since September 2015	1.8%	→



ACTIVITY

Cumulative percentage of contracted UDA delivered 2016 & 2017



Month	Adjusted Scheduled Activity (UDA)	
	2016	2017
April	157	626
May	1,430	1,271
June	1,643	1,974
July	3,699	2,841
August	4,551	4,189
September	5,610	5,261
October	6,793	
November	7,759	
December	8,571	
January	8,954	
February	10,700	
March	12,247	
April	12,916	
May	12,920	
June	12,924	

QUALITY

	Quantity	Base Number	Contract	AT	Region	England
% of FP17s for the same patient ID Re-attending within 3 months - Children	75	927	8.1%	9.9%	11.8%	12.4%
% of FP17s for the same patient ID Re-attending within 3 months - Adults	233	1,772	13.1%	16.0%	17.1%	16.7%
% of FP17s for the same patient ID Re-attending between 3 & 9 months - Children	369	927	39.8%	45.4%	45.8%	57.4%
% of FP17s for the same patient ID Re-attending between 3 & 9 months - Adults	640	1,772	36.1%	37.0%	37.6%	50.5%
% of FP17s for Band 1 Urgent Courses	195	2,204	8.8%	11.0%	10.6%	9.1%
% of FP17s Relating to Free Repair or Replacements	5	2,204	0.2%	0.6%	0.6%	0.8%
% of FP17s Relating to Continuations	14	2,204	0.6%	0.7%	0.9%	1.3%
% of Patients satisfied with the dentistry they have received	1	1	N/A	90.9%	90.2%	93.2%
% of Patients satisfied with the time they had to wait for an appointment	1	1	N/A	83.8%	83.8%	89.0%

* This is based on patients treated on this contract for their most recent course of treatment. Figures in italics indicate the base number of FP17s or Patient Questionnaire responses are less than 100. N/A is shown where the base number of responses is less than 10 during the period. % is calculated as Quantity/Base number*100

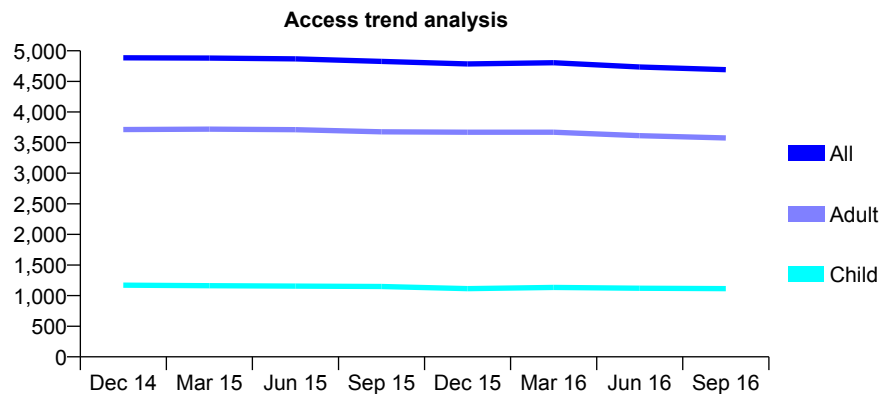
Q62 - Vital Signs At a Glance Contract Report for 203297/0001 - September 2016

Name or company name	MR SI HUTCHESON
Contract type name	GDS Contract
Purpose of contract	General
Contract start date	01/04/2006
Contract end date	

16/17 Contracted general activity (UDA)	14,714
Carry forward general activity (UDA)	-294
16/17 Contracted orthodontic activity (UOA)	0
Carry forward orthodontic activity (UOA)	0
Baseline contract value	£365,206.16

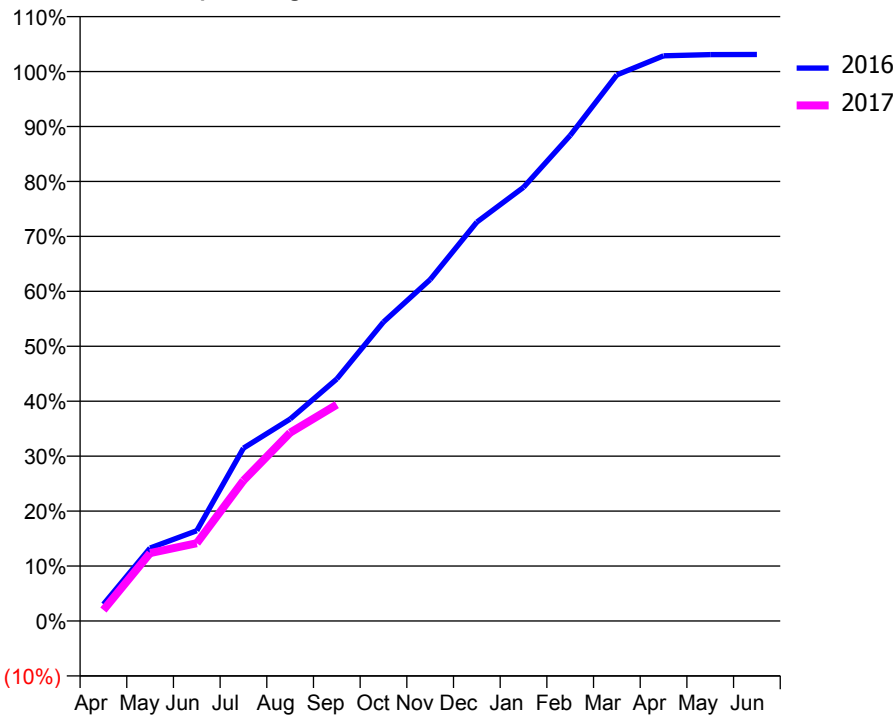
ACCESS*

Patients seen in 24 months	Total	Change since previous quarter
Quarter ending September 2015	4,827	
Quarter ending December 2015	4,786	→
Quarter ending March 2016	4,804	→
Quarter ending June 2016	4,735	↓
Quarter ending September 2016	4,691	→
Variance since September 2015	(2.8%)	↓



ACTIVITY

Cumulative percentage of contracted UDA delivered 2016 & 2017



Month	Adjusted Scheduled Activity (UDA)	
	2016	2017
April	449	294
May	1,954	1,820
June	2,420	2,082
July	4,631	3,762
August	5,408	5,043
September	6,482	5,792
October	8,007	
November	9,144	
December	10,680	
January	11,614	
February	13,001	
March	14,623	
April	15,134	
May	15,165	
June	15,168	

QUALITY

	Quantity	Base Number	Contract	AT	Region	England
% of FP17s for the same patient ID Re-attending within 3 months - Children	33	625	5.3%	9.9%	11.8%	12.4%
% of FP17s for the same patient ID Re-attending within 3 months - Adults	340	1,790	19.0%	16.0%	17.1%	16.7%
% of FP17s for the same patient ID Re-attending between 3 & 9 months - Children	291	625	46.6%	45.4%	45.8%	57.4%
% of FP17s for the same patient ID Re-attending between 3 & 9 months - Adults	613	1,790	34.2%	37.0%	37.6%	50.5%
% of FP17s for Band 1 Urgent Courses	318	2,203	14.4%	11.0%	10.6%	9.1%
% of FP17s Relating to Free Repair or Replacements	18	2,203	0.8%	0.6%	0.6%	0.8%
% of FP17s Relating to Continuations	51	2,203	2.3%	0.7%	0.9%	1.3%
% of Patients satisfied with the dentistry they have received	5	6	N/A	90.9%	90.2%	93.2%
% of Patients satisfied with the time they had to wait for an appointment	6	6	N/A	83.8%	83.8%	89.0%

* This is based on patients treated on this contract for their most recent course of treatment. Figures in italics indicate the base number of FP17s or Patient Questionnaire responses are less than 100. N/A is shown where the base number of responses is less than 10 during the period. % is calculated as Quantity/Base number*100

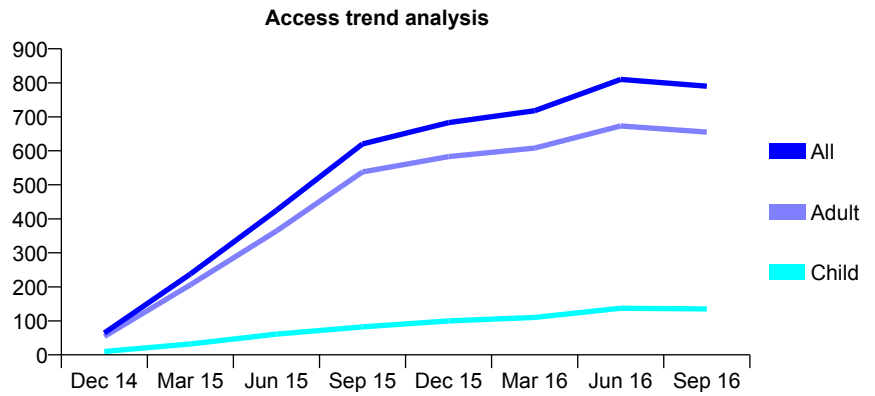
Q62 - Vital Signs At a Glance Contract Report for 204889/0002 - September 2016

Name or company name	MR GN RASHID
Contract type name	GDS Contract
Purpose of contract	General
Contract start date	02/11/2014
Contract end date	

16/17 Contracted general activity (UDA)	2,590
Carry forward general activity (UDA)	0
16/17 Contracted orthodontic activity (UOA)	0
Carry forward orthodontic activity (UOA)	0
Baseline contract value	£81,606.10

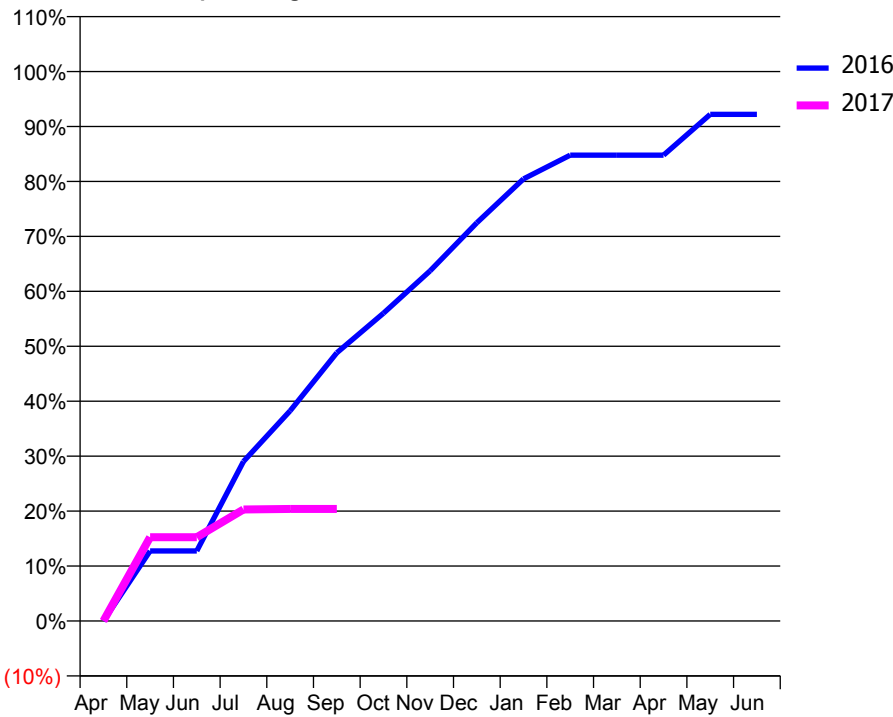
ACCESS*

Patients seen in 24 months	Total	Change since previous quarter
Quarter ending September 2015	620	
Quarter ending December 2015	683	↑
Quarter ending March 2016	718	↑
Quarter ending June 2016	810	↑
Quarter ending September 2016	790	↓
Variance since September 2015	27.4%	↑



ACTIVITY

Cumulative percentage of contracted UDA delivered 2016 & 2017



Month	Adjusted Scheduled Activity (UDA)	
	2016	2017
April	0	0
May	330	395
June	330	395
July	752	526
August	991	528
September	1,264	528
October	1,451	
November	1,651	
December	1,877	
January	2,084	
February	2,196	
March	2,196	
April	2,196	
May	2,388	
June	2,388	

QUALITY

	Quantity	Base Number	Contract	AT	Region	England
% of FP17s for the same patient ID Re-attending within 3 months - Children	1	53	1.9%	9.9%	11.8%	12.4%
% of FP17s for the same patient ID Re-attending within 3 months - Adults	18	194	9.3%	16.0%	17.1%	16.7%
% of FP17s for the same patient ID Re-attending between 3 & 9 months - Children	10	53	18.9%	45.4%	45.8%	57.4%
% of FP17s for the same patient ID Re-attending between 3 & 9 months - Adults	61	194	31.4%	37.0%	37.6%	50.5%
% of FP17s for Band 1 Urgent Courses	0	174	0.0%	11.0%	10.6%	9.1%
% of FP17s Relating to Free Repair or Replacements	0	174	0.0%	0.6%	0.6%	0.8%
% of FP17s Relating to Continuations	0	174	0.0%	0.7%	0.9%	1.3%
% of Patients satisfied with the dentistry they have received	4	4	N/A	90.9%	90.2%	93.2%
% of Patients satisfied with the time they had to wait for an appointment	3	4	N/A	83.8%	83.8%	89.0%

* This is based on patients treated on this contract for their most recent course of treatment. Figures in italics indicate the base number of FP17s or Patient Questionnaire responses are less than 100. N/A is shown where the base number of responses is less than 10 during the period. % is calculated as Quantity/Base number*100

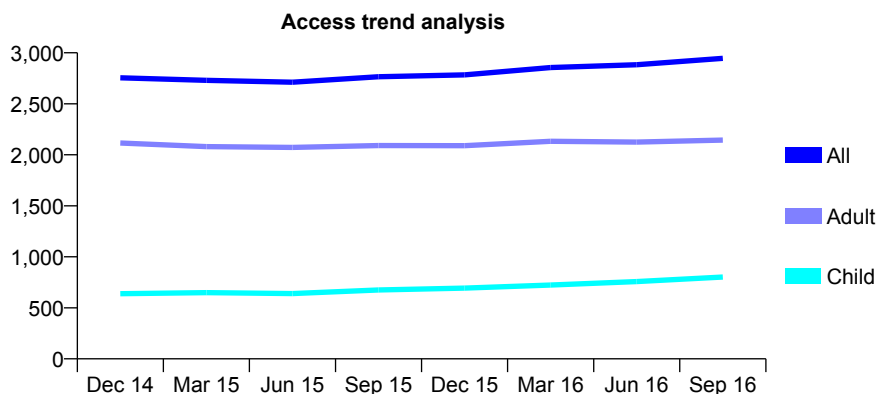
Q62 - Vital Signs At a Glance Contract Report for 208531/0004 - September 2016

Name or company name	MS MA SHEPHERD
Contract type name	GDS Contract
Purpose of contract	General
Contract start date	01/02/2010
Contract end date	

16/17 Contracted general activity (UDA)	7,015
Carry forward general activity (UDA)	-36
16/17 Contracted orthodontic activity (UOA)	0
Carry forward orthodontic activity (UOA)	0
Baseline contract value	£170,115.19

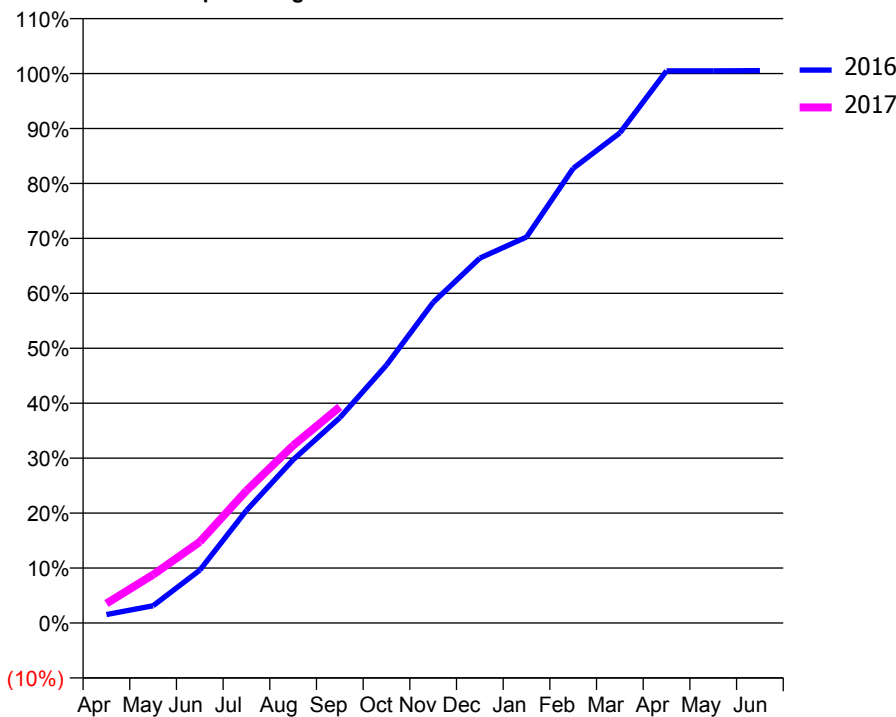
ACCESS*

Patients seen in 24 months	Total	Change since previous quarter
Quarter ending September 2015	2,766	
Quarter ending December 2015	2,784	→
Quarter ending March 2016	2,856	↑
Quarter ending June 2016	2,883	→
Quarter ending September 2016	2,946	↑
Variance since September 2015	6.5%	↑



ACTIVITY

Cumulative percentage of contracted UDA delivered 2016 & 2017



Month	Adjusted Scheduled Activity (UDA)	
	2016	2017
April	108	249
May	220	617
June	675	1,035
July	1,437	1,690
August	2,084	2,267
September	2,621	2,758
October	3,293	
November	4,094	
December	4,659	
January	4,927	
February	5,804	
March	6,256	
April	7,049	
May	7,049	
June	7,051	

QUALITY

	Quantity	Base Number	Contract	AT	Region	England
% of FP17s for the same patient ID Re-attending within 3 months - Children	38	567	6.7%	9.9%	11.8%	12.4%
% of FP17s for the same patient ID Re-attending within 3 months - Adults	146	1,107	13.2%	16.0%	17.1%	16.7%
% of FP17s for the same patient ID Re-attending between 3 & 9 months - Children	167	567	29.5%	45.4%	45.8%	57.4%
% of FP17s for the same patient ID Re-attending between 3 & 9 months - Adults	340	1,107	30.7%	37.0%	37.6%	50.5%
% of FP17s for Band 1 Urgent Courses	245	1,363	18.0%	11.0%	10.6%	9.1%
% of FP17s Relating to Free Repair or Replacements	15	1,363	1.1%	0.6%	0.6%	0.8%
% of FP17s Relating to Continuations	10	1,363	0.7%	0.7%	0.9%	1.3%
% of Patients satisfied with the dentistry they have received	1	1	N/A	90.9%	90.2%	93.2%
% of Patients satisfied with the time they had to wait for an appointment	1	1	N/A	83.8%	83.8%	89.0%

* This is based on patients treated on this contract for their most recent course of treatment. Figures in italics indicate the base number of FP17s or Patient Questionnaire responses are less than 100. N/A is shown where the base number of responses is less than 10 during the period. % is calculated as Quantity/Base number*100

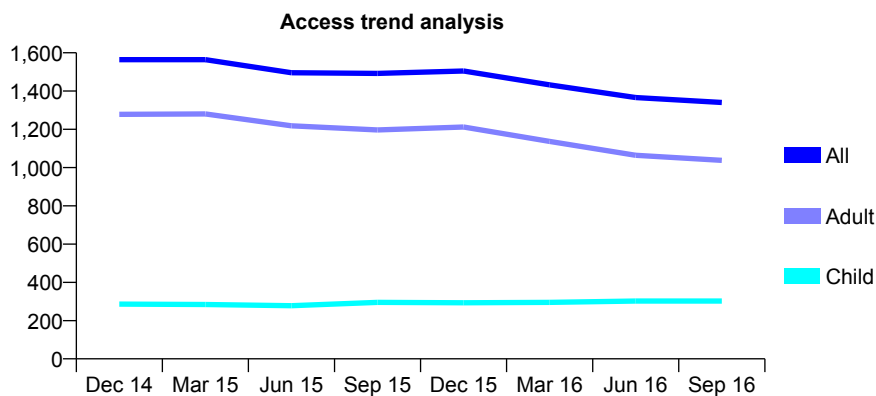
Q62 - Vital Signs At a Glance Contract Report for 213071/0001 - September 2016

Name or company name	MR JW O'DEA
Contract type name	GDS Contract
Purpose of contract	General
Contract start date	01/04/2006
Contract end date	

16/17 Contracted general activity (UDA)	3,854
Carry forward general activity (UDA)	-77
16/17 Contracted orthodontic activity (UOA)	0
Carry forward orthodontic activity (UOA)	0
Baseline contract value	£114,183.24

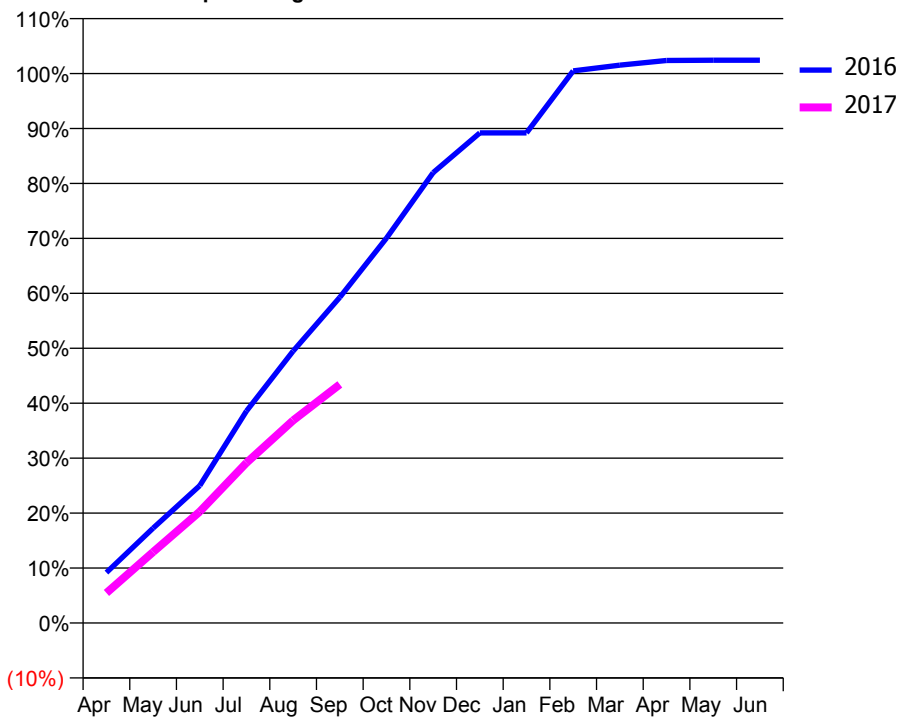
ACCESS*

Patients seen in 24 months	Total	Change since previous quarter
Quarter ending September 2015	1,492	
Quarter ending December 2015	1,505	→
Quarter ending March 2016	1,432	↓
Quarter ending June 2016	1,366	↓
Quarter ending September 2016	1,340	↓
Variance since September 2015	(10.2%)	↓



ACTIVITY

Cumulative percentage of contracted UDA delivered 2016 & 2017



Adjusted Scheduled Activity (UDA)

Month	2016	2017
April	354	211
May	665	498
June	963	782
July	1,487	1,123
August	1,908	1,421
September	2,284	1,673
October	2,699	
November	3,159	
December	3,437	
January	3,437	
February	3,872	
March	3,912	
April	3,946	
May	3,947	
June	3,947	

QUALITY

	Quantity	Base Number	Contract	AT	Region	England
% of FP17s for the same patient ID Re-attending within 3 months - Children	16	193	8.3%	9.9%	11.8%	12.4%
% of FP17s for the same patient ID Re-attending within 3 months - Adults	72	483	14.9%	16.0%	17.1%	16.7%
% of FP17s for the same patient ID Re-attending between 3 & 9 months - Children	71	193	36.8%	45.4%	45.8%	57.4%
% of FP17s for the same patient ID Re-attending between 3 & 9 months - Adults	185	483	38.3%	37.0%	37.6%	50.5%
% of FP17s for Band 1 Urgent Courses	66	657	10.0%	11.0%	10.6%	9.1%
% of FP17s Relating to Free Repair or Replacements	0	657	0.0%	0.6%	0.6%	0.8%
% of FP17s Relating to Continuations	0	657	0.0%	0.7%	0.9%	1.3%
% of Patients satisfied with the dentistry they have received	1	1	N/A	90.9%	90.2%	93.2%
% of Patients satisfied with the time they had to wait for an appointment	1	1	N/A	83.8%	83.8%	89.0%

* This is based on patients treated on this contract for their most recent course of treatment. Figures in italics indicate the base number of FP17s or Patient Questionnaire responses are less than 100. N/A is shown where the base number of responses is less than 10 during the period. % is calculated as Quantity/Base number*100

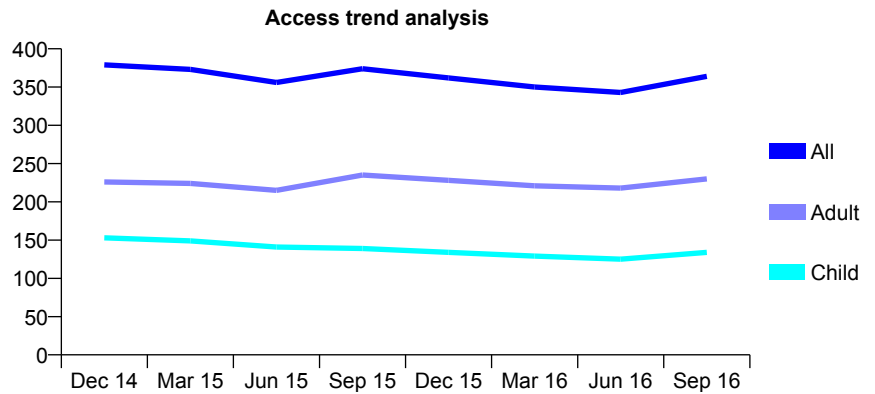
Q62 - Vital Signs At a Glance Contract Report for 213365/0001 - September 2016

Name or company name	MR S SINGH
Contract type name	GDS Contract
Purpose of contract	General
Contract start date	01/04/2006
Contract end date	

16/17 Contracted general activity (UDA)	1,800
Carry forward general activity (UDA)	-6
16/17 Contracted orthodontic activity (UOA)	0
Carry forward orthodontic activity (UOA)	0
Baseline contract value	£52,460.36

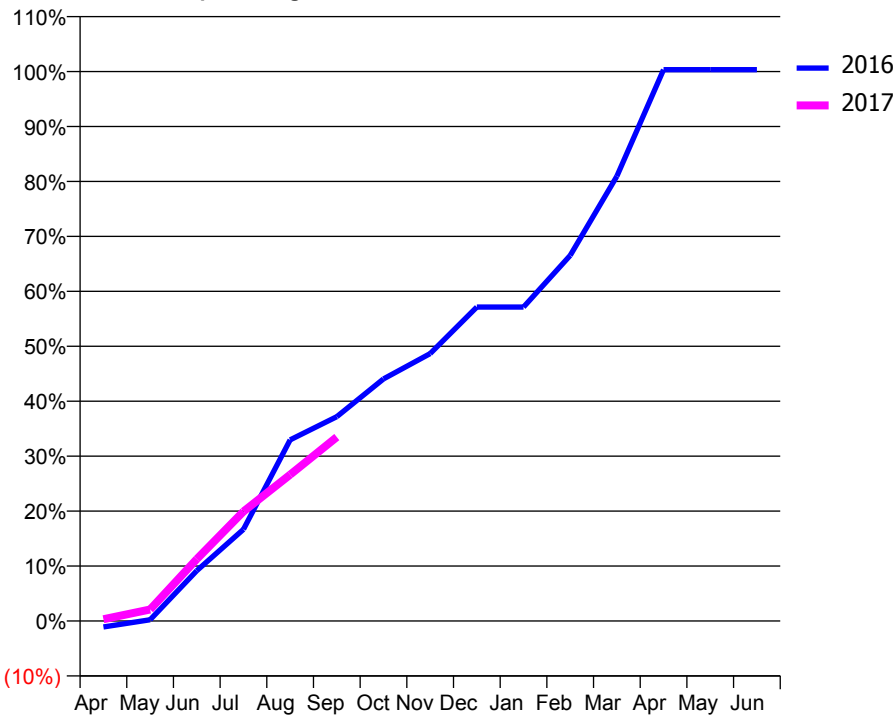
ACCESS*

Patients seen in 24 months	Total	Change since previous quarter
Quarter ending September 2015	374	
Quarter ending December 2015	362	↓
Quarter ending March 2016	350	↓
Quarter ending June 2016	343	↓
Quarter ending September 2016	364	↑
Variance since September 2015	(2.7%)	↓



ACTIVITY

Cumulative percentage of contracted UDA delivered 2016 & 2017



Month	Adjusted Scheduled Activity (UDA)	
	2016	2017
April	-20	6
May	4	38
June	165	203
July	300	359
August	593	479
September	669	602
October	793	
November	876	
December	1,029	
January	1,029	
February	1,198	
March	1,457	
April	1,806	
May	1,806	
June	1,806	

QUALITY

	Quantity	Base Number	Contract	AT	Region	England
% of FP17s for the same patient ID Re-attending within 3 months - Children	5	60	8.3%	9.9%	11.8%	12.4%
% of FP17s for the same patient ID Re-attending within 3 months - Adults	14	100	14.0%	16.0%	17.1%	16.7%
% of FP17s for the same patient ID Re-attending between 3 & 9 months - Children	16	60	26.7%	45.4%	45.8%	57.4%
% of FP17s for the same patient ID Re-attending between 3 & 9 months - Adults	20	100	20.0%	37.0%	37.6%	50.5%
% of FP17s for Band 1 Urgent Courses	2	111	1.8%	11.0%	10.6%	9.1%
% of FP17s Relating to Free Repair or Replacements	0	111	0.0%	0.6%	0.6%	0.8%
% of FP17s Relating to Continuations	1	111	0.9%	0.7%	0.9%	1.3%
% of Patients satisfied with the dentistry they have received	0	0	N/A	90.9%	90.2%	93.2%
% of Patients satisfied with the time they had to wait for an appointment	0	0	N/A	83.8%	83.8%	89.0%

* This is based on patients treated on this contract for their most recent course of treatment. Figures in italics indicate the base number of FP17s or Patient Questionnaire responses are less than 100. N/A is shown where the base number of responses is less than 10 during the period. % is calculated as Quantity/Base number*100

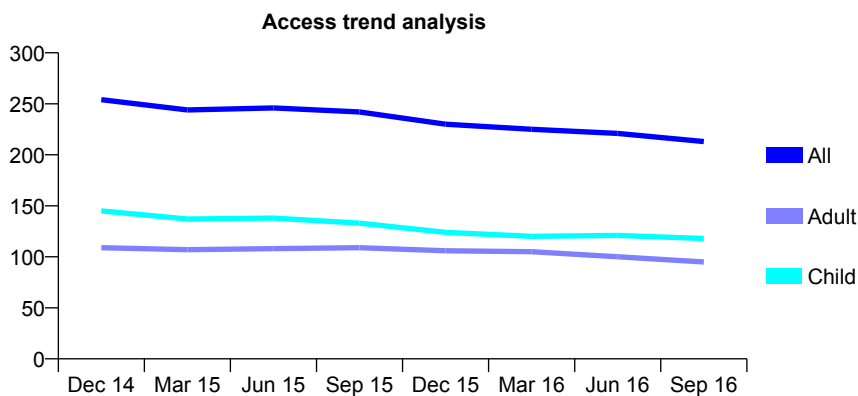
Q62 - Vital Signs At a Glance Contract Report for 214035/0001 - September 2016

Name or company name	MR KJ ALLEN
Contract type name	GDS Contract
Purpose of contract	General
Contract start date	01/04/2006
Contract end date	

16/17 Contracted general activity (UDA)	694
Carry forward general activity (UDA)	-10
16/17 Contracted orthodontic activity (UOA)	0
Carry forward orthodontic activity (UOA)	0
Baseline contract value	£14,751.94

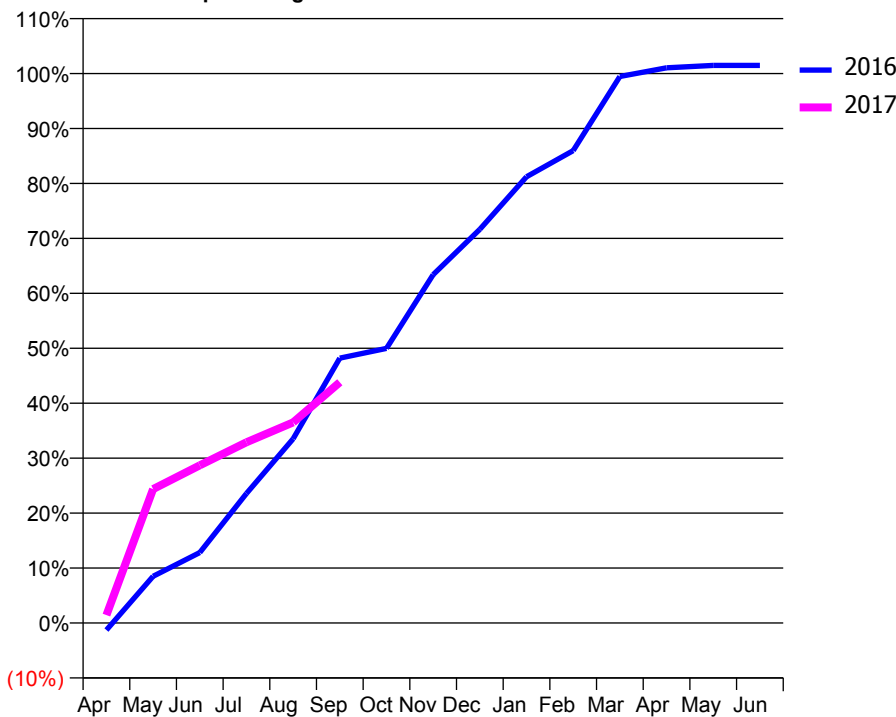
ACCESS*

Patients seen in 24 months	Total	Change since previous quarter
Quarter ending September 2015	242	
Quarter ending December 2015	230	↓
Quarter ending March 2016	225	↓
Quarter ending June 2016	221	↓
Quarter ending September 2016	213	↓
Variance since September 2015	(12.0%)	↓



ACTIVITY

Cumulative percentage of contracted UDA delivered 2016 & 2017



Adjusted Scheduled Activity (UDA)

Month	2016	2017
April	-9	10
May	59	169
June	89	199
July	164	228
August	233	253
September	335	304
October	347	
November	440	
December	497	
January	564	
February	597	
March	690	
April	701	
May	704	
June	704	

QUALITY

	Quantity	Base Number	Contract	AT	Region	England
% of FP17s for the same patient ID Re-attending within 3 months - Children	4	76	5.3%	9.9%	11.8%	12.4%
% of FP17s for the same patient ID Re-attending within 3 months - Adults	4	50	8.0%	16.0%	17.1%	16.7%
% of FP17s for the same patient ID Re-attending between 3 & 9 months - Children	32	76	42.1%	45.4%	45.8%	57.4%
% of FP17s for the same patient ID Re-attending between 3 & 9 months - Adults	23	50	46.0%	37.0%	37.6%	50.5%
% of FP17s for Band 1 Urgent Courses	5	119	4.2%	11.0%	10.6%	9.1%
% of FP17s Relating to Free Repair or Replacements	0	119	0.0%	0.6%	0.6%	0.8%
% of FP17s Relating to Continuations	0	119	0.0%	0.7%	0.9%	1.3%
% of Patients satisfied with the dentistry they have received	1	1	N/A	90.9%	90.2%	93.2%
% of Patients satisfied with the time they had to wait for an appointment	1	1	N/A	83.8%	83.8%	89.0%

* This is based on patients treated on this contract for their most recent course of treatment. Figures in italics indicate the base number of FP17s or Patient Questionnaire responses are less than 100. N/A is shown where the base number of responses is less than 10 during the period. % is calculated as Quantity/Base number*100

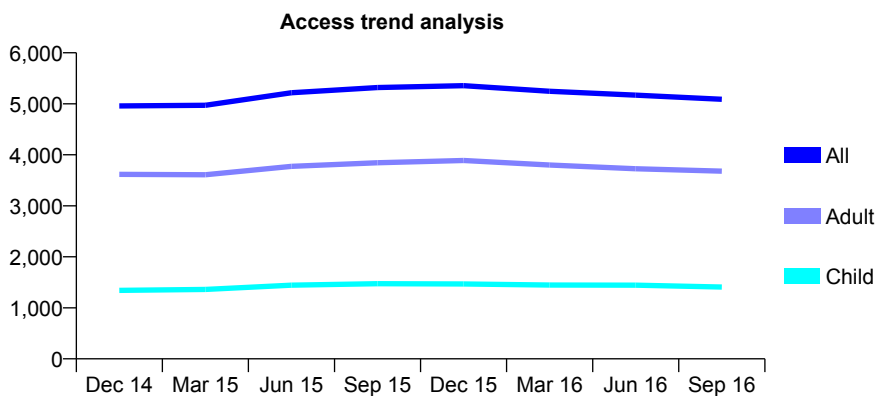
Q62 - Vital Signs At a Glance Contract Report for 215791/0001 - September 2016

Name or company name	MR JJ KING
Contract type name	GDS Contract
Purpose of contract	General
Contract start date	01/04/2006
Contract end date	

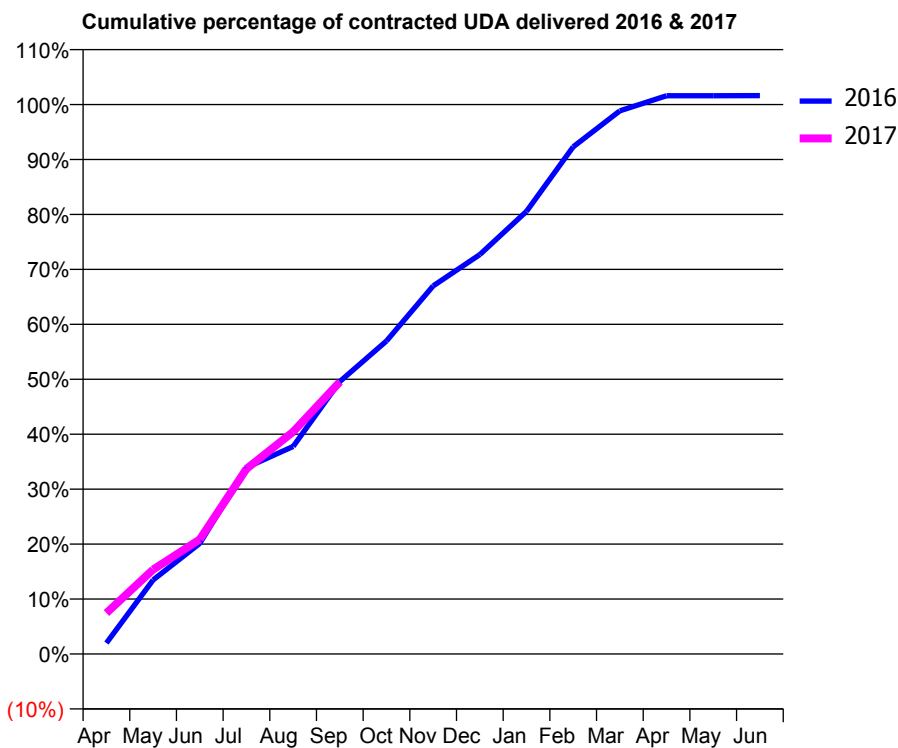
16/17 Contracted general activity (UDA)	14,636
Carry forward general activity (UDA)	0
16/17 Contracted orthodontic activity (UOA)	0
Carry forward orthodontic activity (UOA)	0
Baseline contract value	£397,081.93

ACCESS*

Patients seen in 24 months	Total	Change since previous quarter
Quarter ending September 2015	5,319	
Quarter ending December 2015	5,356	→
Quarter ending March 2016	5,246	↓
Quarter ending June 2016	5,170	↓
Quarter ending September 2016	5,088	↓
Variance since September 2015	(4.3%)	↓



ACTIVITY



Month	Adjusted Scheduled Activity (UDA)	
	2016	2017
April	293	1,092
May	1,972	2,250
June	2,947	3,052
July	4,968	4,931
August	5,529	5,919
September	7,258	7,248
October	8,339	
November	9,804	
December	10,638	
January	11,789	
February	13,510	
March	14,469	
April	14,870	
May	14,870	
June	14,873	

QUALITY

	Quantity	Base Number	Contract	AT	Region	England
% of FP17s for the same patient ID Re-attending within 3 months - Children	56	769	7.3%	9.9%	11.8%	12.4%
% of FP17s for the same patient ID Re-attending within 3 months - Adults	307	2,111	14.5%	16.0%	17.1%	16.7%
% of FP17s for the same patient ID Re-attending between 3 & 9 months - Children	321	769	41.7%	45.4%	45.8%	57.4%
% of FP17s for the same patient ID Re-attending between 3 & 9 months - Adults	878	2,111	41.6%	37.0%	37.6%	50.5%
% of FP17s for Band 1 Urgent Courses	191	2,728	7.0%	11.0%	10.6%	9.1%
% of FP17s Relating to Free Repair or Replacements	47	2,728	1.7%	0.6%	0.6%	0.8%
% of FP17s Relating to Continuations	29	2,728	1.1%	0.7%	0.9%	1.3%
% of Patients satisfied with the dentistry they have received	7	8	N/A	90.9%	90.2%	93.2%
% of Patients satisfied with the time they had to wait for an appointment	8	8	N/A	83.8%	83.8%	89.0%

* This is based on patients treated on this contract for their most recent course of treatment. Figures in italics indicate the base number of FP17s or Patient Questionnaire responses are less than 100. N/A is shown where the base number of responses is less than 10 during the period. % is calculated as Quantity/Base number*100

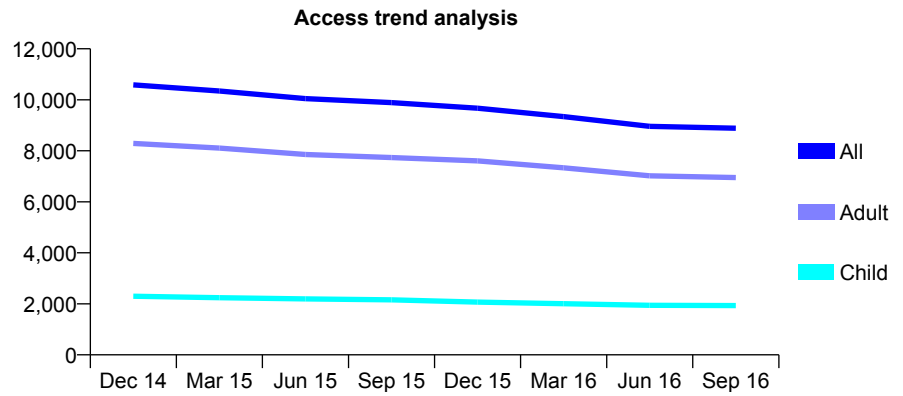
Q62 - Vital Signs At a Glance Contract Report for 222496/0001 - September 2016

Name or company name	MR RA RAEBURN
Contract type name	GDS Contract
Purpose of contract	General
Contract start date	01/04/2006
Contract end date	

16/17 Contracted general activity (UDA)	25,353
Carry forward general activity (UDA)	-507
16/17 Contracted orthodontic activity (UOA)	0
Carry forward orthodontic activity (UOA)	0
Baseline contract value	£618,538.13

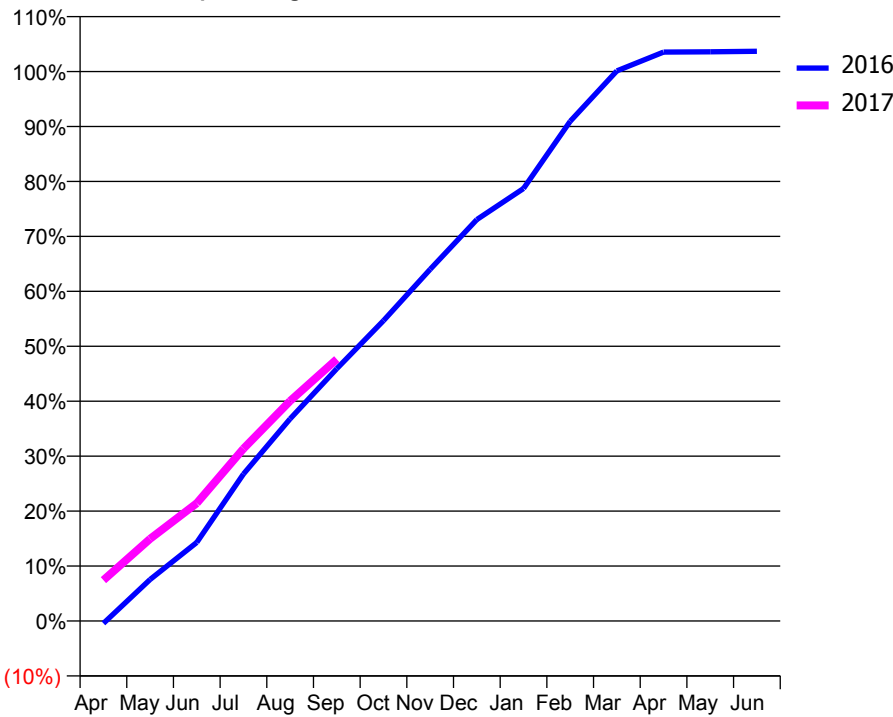
ACCESS*

Patients seen in 24 months	Total	Change since previous quarter
Quarter ending September 2015	9,892	
Quarter ending December 2015	9,673	↓
Quarter ending March 2016	9,339	↓
Quarter ending June 2016	8,962	↓
Quarter ending September 2016	8,886	→
Variance since September 2015	(10.2%)	↓



ACTIVITY

Cumulative percentage of contracted UDA delivered 2016 & 2017



Month	2016	2017
April	-112	1,889
May	1,914	3,794
June	3,629	5,433
July	6,783	7,953
August	9,327	10,152
September	11,645	12,082
October	13,859	
November	16,225	
December	18,524	
January	19,956	
February	23,057	
March	25,383	
April	26,247	
May	26,261	
June	26,286	

QUALITY

	Quantity	Base Number	Contract	AT	Region	England
% of FP17s for the same patient ID Re-attending within 3 months - Children	138	1,395	9.9%	9.9%	11.8%	12.4%
% of FP17s for the same patient ID Re-attending within 3 months - Adults	784	4,720	16.6%	16.0%	17.1%	16.7%
% of FP17s for the same patient ID Re-attending between 3 & 9 months - Children	770	1,395	55.2%	45.4%	45.8%	57.4%
% of FP17s for the same patient ID Re-attending between 3 & 9 months - Adults	2,555	4,720	54.1%	37.0%	37.6%	50.5%
% of FP17s for Band 1 Urgent Courses	822	5,698	14.4%	11.0%	10.6%	9.1%
% of FP17s Relating to Free Repair or Replacements	73	5,698	1.3%	0.6%	0.6%	0.8%
% of FP17s Relating to Continuations	19	5,698	0.3%	0.7%	0.9%	1.3%
% of Patients satisfied with the dentistry they have received	11	11	100.0%	90.9%	90.2%	93.2%
% of Patients satisfied with the time they had to wait for an appointment	9	11	81.8%	83.8%	83.8%	89.0%

* This is based on patients treated on this contract for their most recent course of treatment. Figures in italics indicate the base number of FP17s or Patient Questionnaire responses are less than 100. N/A is shown where the base number of responses is less than 10 during the period. % is calculated as Quantity/Base number*100

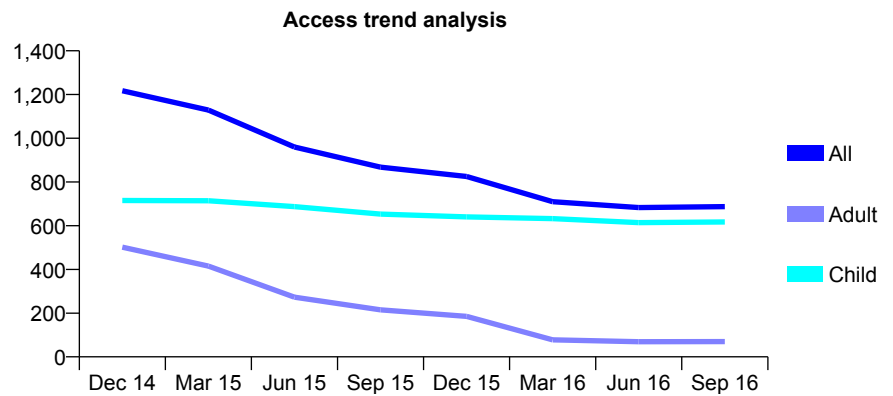
Q62 - Vital Signs At a Glance Contract Report for 224111/0001 - September 2016

Name or company name	MR MR PAREKH
Contract type name	GDS Contract
Purpose of contract	General
Contract start date	01/04/2006
Contract end date	

16/17 Contracted general activity (UDA)	1,003
Carry forward general activity (UDA)	1
16/17 Contracted orthodontic activity (UOA)	0
Carry forward orthodontic activity (UOA)	0
Baseline contract value	£28,172.56

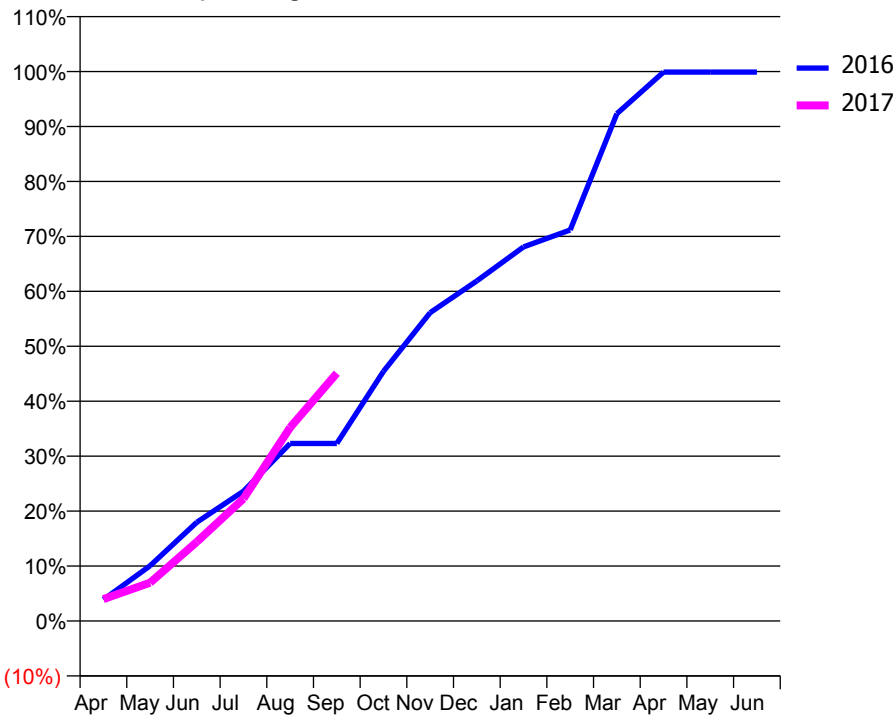
ACCESS*

Patients seen in 24 months	Total	Change since previous quarter
Quarter ending September 2015	868	
Quarter ending December 2015	825	↓
Quarter ending March 2016	710	↓
Quarter ending June 2016	683	↓
Quarter ending September 2016	687	→
Variance since September 2015	(20.9%)	↓



ACTIVITY

Cumulative percentage of contracted UDA delivered 2016 & 2017



Month	Adjusted Scheduled Activity (UDA)	
	2016	2017
April	39	40
May	101	70
June	180	144
July	237	223
August	324	353
September	324	452
October	456	
November	563	
December	621	
January	683	
February	714	
March	926	
April	1,002	
May	1,002	
June	1,002	

QUALITY

	Quantity	Base Number	Contract	AT	Region	England
% of FP17s for the same patient ID Re-attending within 3 months - Children	17	430	4.0%	9.9%	11.8%	12.4%
% of FP17s for the same patient ID Re-attending within 3 months - Adults	1	4	25.0%	16.0%	17.1%	16.7%
% of FP17s for the same patient ID Re-attending between 3 & 9 months - Children	259	430	60.2%	45.4%	45.8%	57.4%
% of FP17s for the same patient ID Re-attending between 3 & 9 months - Adults	1	4	25.0%	37.0%	37.6%	50.5%
% of FP17s for Band 1 Urgent Courses	7	372	1.9%	11.0%	10.6%	9.1%
% of FP17s Relating to Free Repair or Replacements	0	372	0.0%	0.6%	0.6%	0.8%
% of FP17s Relating to Continuations	4	372	1.1%	0.7%	0.9%	1.3%
% of Patients satisfied with the dentistry they have received	0	0	N/A	90.9%	90.2%	93.2%
% of Patients satisfied with the time they had to wait for an appointment	0	0	N/A	83.8%	83.8%	89.0%

* This is based on patients treated on this contract for their most recent course of treatment. Figures in italics indicate the base number of FP17s or Patient Questionnaire responses are less than 100. N/A is shown where the base number of responses is less than 10 during the period. % is calculated as Quantity/Base number*100

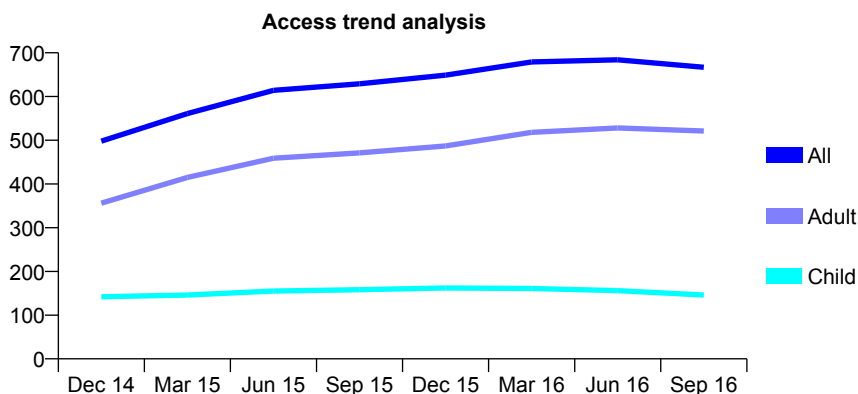
Q62 - Vital Signs At a Glance Contract Report for 224790/0002 - September 2016

Name or company name	MR SA AL YOUSIF
Contract type name	GDS Contract
Purpose of contract	General
Contract start date	01/12/2013
Contract end date	

16/17 Contracted general activity (UDA)	2,396
Carry forward general activity (UDA)	-2
16/17 Contracted orthodontic activity (UOA)	0
Carry forward orthodontic activity (UOA)	0
Baseline contract value	£68,678.45

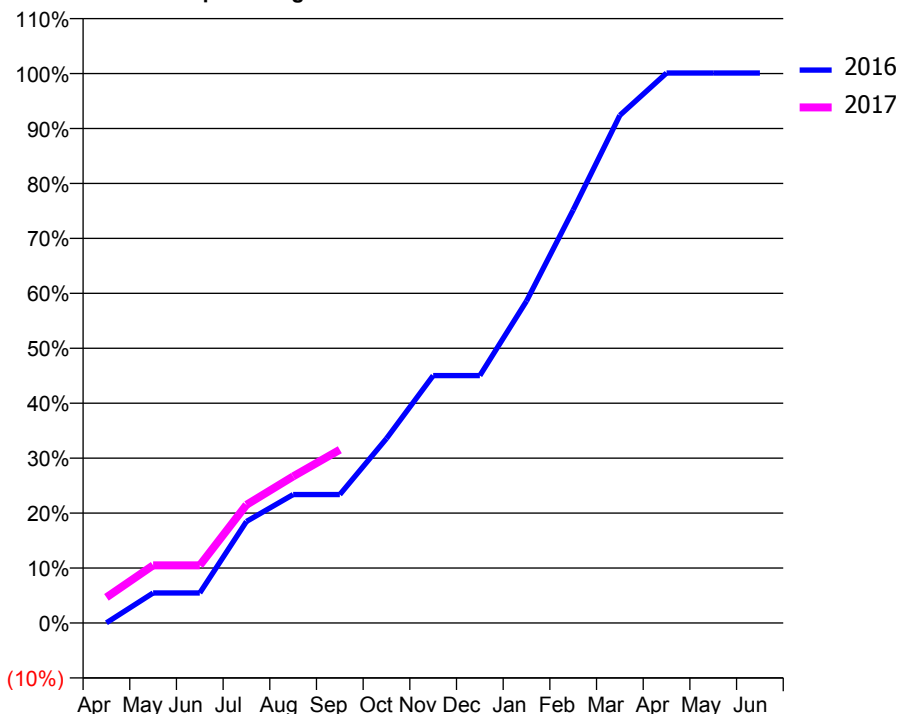
ACCESS*

Patients seen in 24 months	Total	Change since previous quarter
Quarter ending September 2015	629	
Quarter ending December 2015	649	↑
Quarter ending March 2016	679	↑
Quarter ending June 2016	684	→
Quarter ending September 2016	667	↓
Variance since September 2015	6.0%	↑



ACTIVITY

Cumulative percentage of contracted UDA delivered 2016 & 2017



Adjusted Scheduled Activity (UDA)

Month	2016	2017
April	1	112
May	131	251
June	131	251
July	443	515
August	560	639
September	560	756
October	804	
November	1,079	
December	1,079	
January	1,404	
February	1,801	
March	2,214	
April	2,398	
May	2,398	
June	2,398	

QUALITY

	Quantity	Base Number	Contract	AT	Region	England
% of FP17s for the same patient ID Re-attending within 3 months - Children	6	72	8.3%	9.9%	11.8%	12.4%
% of FP17s for the same patient ID Re-attending within 3 months - Adults	14	205	6.8%	16.0%	17.1%	16.7%
% of FP17s for the same patient ID Re-attending between 3 & 9 months - Children	31	72	43.1%	45.4%	45.8%	57.4%
% of FP17s for the same patient ID Re-attending between 3 & 9 months - Adults	74	205	36.1%	37.0%	37.6%	50.5%
% of FP17s for Band 1 Urgent Courses	3	230	1.3%	11.0%	10.6%	9.1%
% of FP17s Relating to Free Repair or Replacements	0	230	0.0%	0.6%	0.6%	0.8%
% of FP17s Relating to Continuations	0	230	0.0%	0.7%	0.9%	1.3%
% of Patients satisfied with the dentistry they have received	0	0	N/A	90.9%	90.2%	93.2%
% of Patients satisfied with the time they had to wait for an appointment	0	0	N/A	83.8%	83.8%	89.0%

* This is based on patients treated on this contract for their most recent course of treatment. Figures in italics indicate the base number of FP17s or Patient Questionnaire responses are less than 100. N/A is shown where the base number of responses is less than 10 during the period. % is calculated as Quantity/Base number*100

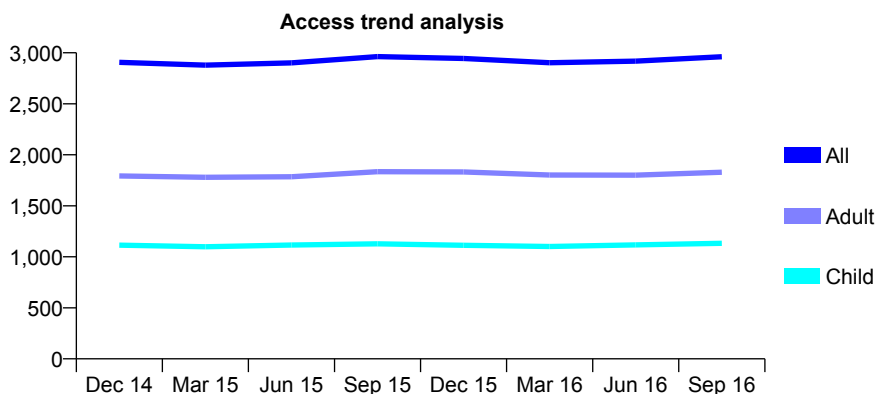
Q62 - Vital Signs At a Glance Contract Report for 228974/0002 - September 2016

Name or company name	MR PN PATEL
Contract type name	GDS Contract
Purpose of contract	General
Contract start date	01/05/2009
Contract end date	

16/17 Contracted general activity (UDA)	6,134
Carry forward general activity (UDA)	0
16/17 Contracted orthodontic activity (UOA)	0
Carry forward orthodontic activity (UOA)	0
Baseline contract value	£177,126.62

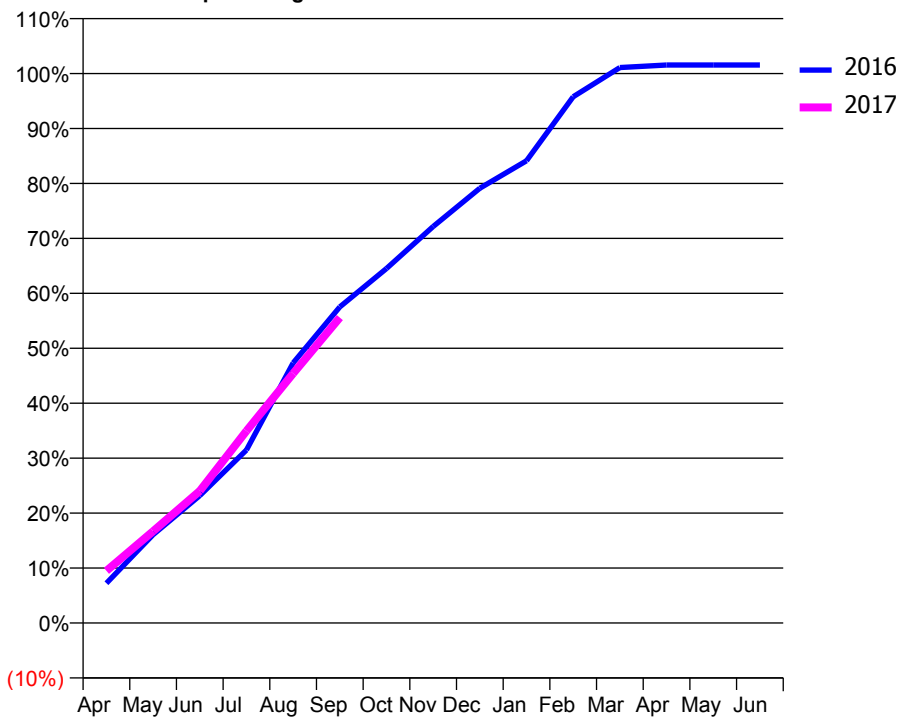
ACCESS*

Patients seen in 24 months	Total	Change since previous quarter
Quarter ending September 2015	2,963	
Quarter ending December 2015	2,945	→
Quarter ending March 2016	2,903	↓
Quarter ending June 2016	2,918	→
Quarter ending September 2016	2,962	→
Variance since September 2015	(0.0%)	→



ACTIVITY

Cumulative percentage of contracted UDA delivered 2016 & 2017



Adjusted Scheduled Activity (UDA)

Month	2016	2017
April	444	583
May	986	1,025
June	1,422	1,475
July	1,932	2,144
August	2,903	2,785
September	3,528	3,409
October	3,958	
November	4,427	
December	4,853	
January	5,160	
February	5,874	
March	6,200	
April	6,229	
May	6,229	
June	6,229	

QUALITY

	Quantity	Base Number	Contract	AT	Region	England
% of FP17s for the same patient ID Re-attending within 3 months - Children	38	694	5.5%	9.9%	11.8%	12.4%
% of FP17s for the same patient ID Re-attending within 3 months - Adults	145	1,094	13.3%	16.0%	17.1%	16.7%
% of FP17s for the same patient ID Re-attending between 3 & 9 months - Children	196	694	28.2%	45.4%	45.8%	57.4%
% of FP17s for the same patient ID Re-attending between 3 & 9 months - Adults	346	1,094	31.6%	37.0%	37.6%	50.5%
% of FP17s for Band 1 Urgent Courses	126	1,768	7.1%	11.0%	10.6%	9.1%
% of FP17s Relating to Free Repair or Replacements	11	1,768	0.6%	0.6%	0.6%	0.8%
% of FP17s Relating to Continuations	19	1,768	1.1%	0.7%	0.9%	1.3%
% of Patients satisfied with the dentistry they have received	1	2	N/A	90.9%	90.2%	93.2%
% of Patients satisfied with the time they had to wait for an appointment	2	2	N/A	83.8%	83.8%	89.0%

* This is based on patients treated on this contract for their most recent course of treatment. Figures in italics indicate the base number of FP17s or Patient Questionnaire responses are less than 100. N/A is shown where the base number of responses is less than 10 during the period. % is calculated as Quantity/Base number*100

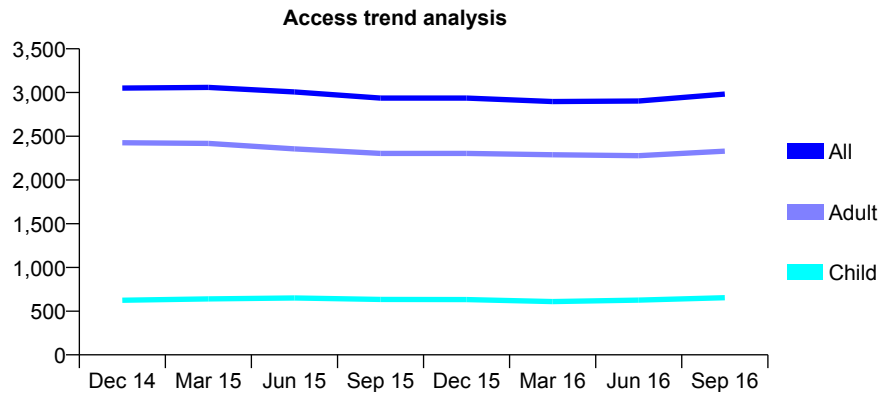
Q62 - Vital Signs At a Glance Contract Report for 232343/0001 - September 2016

Name or company name	MR RJ DOOA
Contract type name	GDS Contract
Purpose of contract	General
Contract start date	01/04/2006
Contract end date	

16/17 Contracted general activity (UDA)	10,657
Carry forward general activity (UDA)	0
16/17 Contracted orthodontic activity (UOA)	0
Carry forward orthodontic activity (UOA)	0
Baseline contract value	£344,528.23

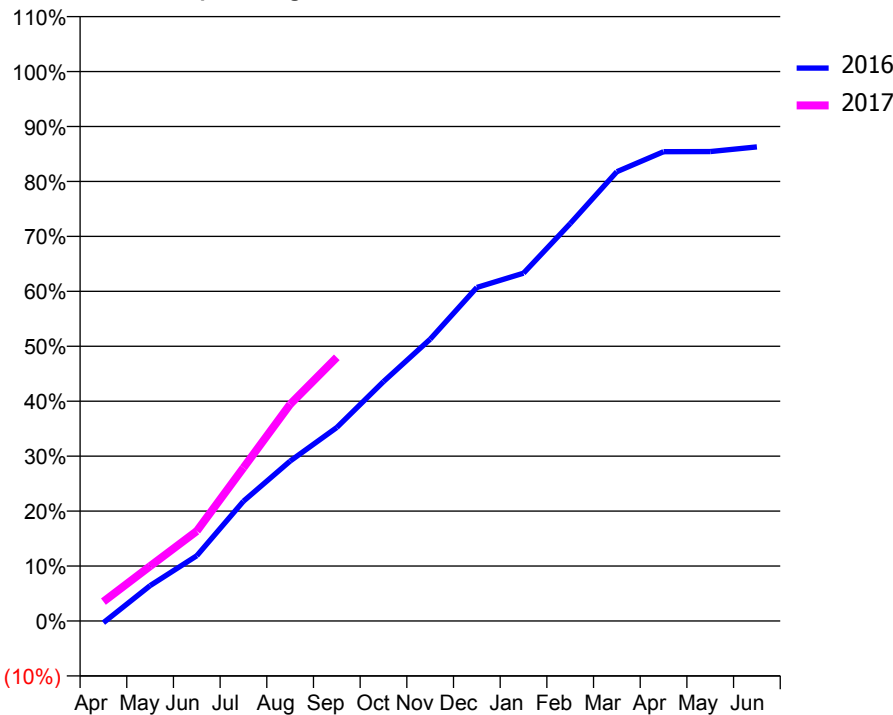
ACCESS*

Patients seen in 24 months	Total	Change since previous quarter
Quarter ending September 2015	2,937	
Quarter ending December 2015	2,936	→
Quarter ending March 2016	2,897	↓
Quarter ending June 2016	2,903	→
Quarter ending September 2016	2,983	↑
Variance since September 2015	1.6%	→



ACTIVITY

Cumulative percentage of contracted UDA delivered 2016 & 2017



Month	Adjusted Scheduled Activity (UDA)	
	2016	2017
April	-35	377
May	686	1,063
June	1,265	1,745
July	2,323	2,973
August	3,101	4,204
September	3,754	5,114
October	4,643	
November	5,467	
December	6,469	
January	6,747	
February	7,708	
March	8,713	
April	9,101	
May	9,103	
June	9,195	

QUALITY

	Quantity	Base Number	Contract	AT	Region	England
% of FP17s for the same patient ID Re-attending within 3 months - Children	21	411	5.1%	9.9%	11.8%	12.4%
% of FP17s for the same patient ID Re-attending within 3 months - Adults	197	1,359	14.5%	16.0%	17.1%	16.7%
% of FP17s for the same patient ID Re-attending between 3 & 9 months - Children	185	411	45.0%	45.4%	45.8%	57.4%
% of FP17s for the same patient ID Re-attending between 3 & 9 months - Adults	524	1,359	38.6%	37.0%	37.6%	50.5%
% of FP17s for Band 1 Urgent Courses	197	1,581	12.5%	11.0%	10.6%	9.1%
% of FP17s Relating to Free Repair or Replacements	11	1,581	0.7%	0.6%	0.6%	0.8%
% of FP17s Relating to Continuations	10	1,581	0.6%	0.7%	0.9%	1.3%
% of Patients satisfied with the dentistry they have received	3	4	N/A	90.9%	90.2%	93.2%
% of Patients satisfied with the time they had to wait for an appointment	3	4	N/A	83.8%	83.8%	89.0%

* This is based on patients treated on this contract for their most recent course of treatment. Figures in italics indicate the base number of FP17s or Patient Questionnaire responses are less than 100. N/A is shown where the base number of responses is less than 10 during the period. % is calculated as Quantity/Base number*100

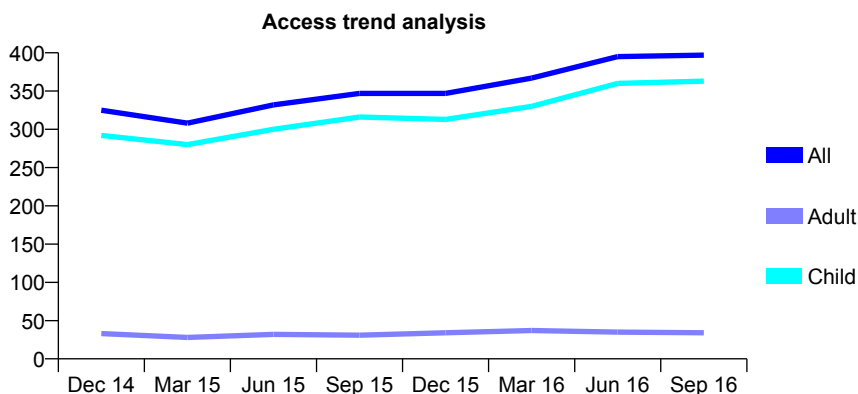
Q62 - Vital Signs At a Glance Contract Report for 239720/0001 - September 2016

Name or company name	MR A EGHBAL OMIDI
Contract type name	GDS Contract
Purpose of contract	General
Contract start date	01/04/2006
Contract end date	

16/17 Contracted general activity (UDA)	680
Carry forward general activity (UDA)	-14
16/17 Contracted orthodontic activity (UOA)	0
Carry forward orthodontic activity (UOA)	0
Baseline contract value	£18,071.69

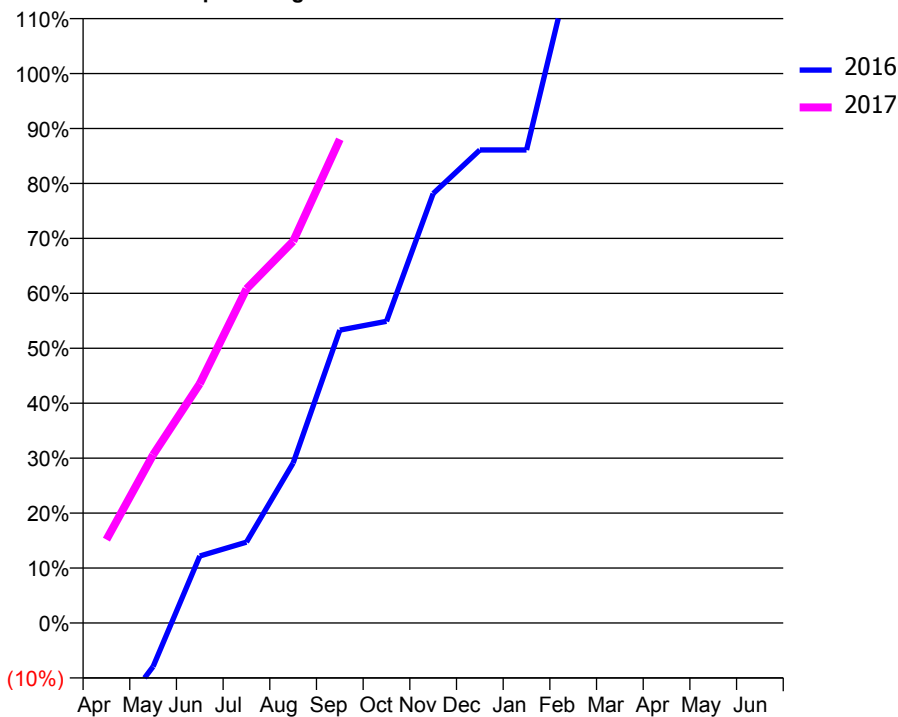
ACCESS*

Patients seen in 24 months	Total	Change since previous quarter
Quarter ending September 2015	347	
Quarter ending December 2015	347	→
Quarter ending March 2016	367	↑
Quarter ending June 2016	395	↑
Quarter ending September 2016	397	→
Variance since September 2015	14.4%	↑



ACTIVITY

Cumulative percentage of contracted UDA delivered 2016 & 2017



Month	Adjusted Scheduled Activity (UDA)	
	2016	2017
April	-131	103
May	-54	208
June	83	296
July	100	413
August	198	472
September	362	599
October	373	
November	531	
December	585	
January	585	
February	824	
March	824	
April	824	
May	836	
June	836	

QUALITY

	Quantity	Base Number	Contract	AT	Region	England
% of FP17s for the same patient ID Re-attending within 3 months - Children	8	262	3.1%	9.9%	11.8%	12.4%
% of FP17s for the same patient ID Re-attending within 3 months - Adults	2	11	18.2%	16.0%	17.1%	16.7%
% of FP17s for the same patient ID Re-attending between 3 & 9 months - Children	136	262	51.9%	45.4%	45.8%	57.4%
% of FP17s for the same patient ID Re-attending between 3 & 9 months - Adults	3	11	27.3%	37.0%	37.6%	50.5%
% of FP17s for Band 1 Urgent Courses	3	270	1.1%	11.0%	10.6%	9.1%
% of FP17s Relating to Free Repair or Replacements	0	270	0.0%	0.6%	0.6%	0.8%
% of FP17s Relating to Continuations	0	270	0.0%	0.7%	0.9%	1.3%
% of Patients satisfied with the dentistry they have received	0	0	N/A	90.9%	90.2%	93.2%
% of Patients satisfied with the time they had to wait for an appointment	0	0	N/A	83.8%	83.8%	89.0%

* This is based on patients treated on this contract for their most recent course of treatment. Figures in italics indicate the base number of FP17s or Patient Questionnaire responses are less than 100. N/A is shown where the base number of responses is less than 10 during the period. % is calculated as Quantity/Base number*100

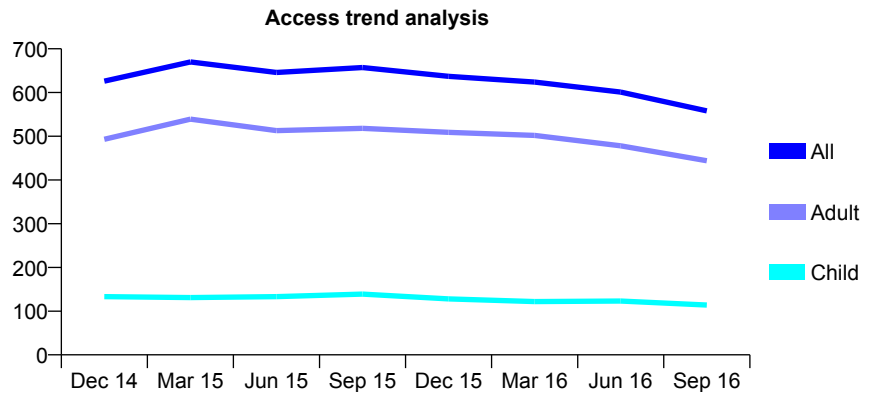
Q62 - Vital Signs At a Glance Contract Report for 239976/0002 - September 2016

Name or company name	MR WA TOWOLAWI
Contract type name	GDS Contract
Purpose of contract	General
Contract start date	01/04/2006
Contract end date	

16/17 Contracted general activity (UDA)	1,685
Carry forward general activity (UDA)	38
16/17 Contracted orthodontic activity (UOA)	0
Carry forward orthodontic activity (UOA)	0
Baseline contract value	£51,178.38

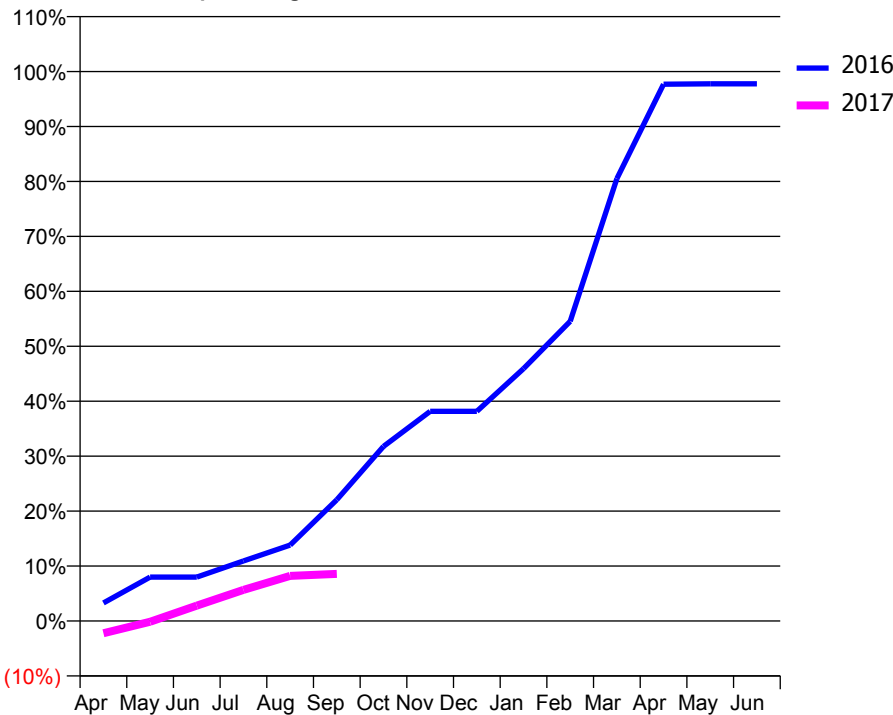
ACCESS*

Patients seen in 24 months	Total	Change since previous quarter
Quarter ending September 2015	657	
Quarter ending December 2015	637	↓
Quarter ending March 2016	624	↓
Quarter ending June 2016	601	↓
Quarter ending September 2016	558	↓
Variance since September 2015	(15.1%)	↓



ACTIVITY

Cumulative percentage of contracted UDA delivered 2016 & 2017



Month	Adjusted Scheduled Activity (UDA)	
	2016	2017
April	55	-38
May	135	-3
June	135	47
July	184	96
August	233	138
September	372	145
October	535	
November	643	
December	643	
January	774	
February	919	
March	1,357	
April	1,646	
May	1,647	
June	1,647	

QUALITY

	Quantity	Base Number	Contract	AT	Region	England
% of FP17s for the same patient ID Re-attending within 3 months - Children	6	35	17.1%	9.9%	11.8%	12.4%
% of FP17s for the same patient ID Re-attending within 3 months - Adults	12	104	11.5%	16.0%	17.1%	16.7%
% of FP17s for the same patient ID Re-attending between 3 & 9 months - Children	2	35	5.7%	45.4%	45.8%	57.4%
% of FP17s for the same patient ID Re-attending between 3 & 9 months - Adults	18	104	17.3%	37.0%	37.6%	50.5%
% of FP17s for Band 1 Urgent Courses	18	76	23.7%	11.0%	10.6%	9.1%
% of FP17s Relating to Free Repair or Replacements	0	76	0.0%	0.6%	0.6%	0.8%
% of FP17s Relating to Continuations	0	76	0.0%	0.7%	0.9%	1.3%
% of Patients satisfied with the dentistry they have received	0	1	N/A	90.9%	90.2%	93.2%
% of Patients satisfied with the time they had to wait for an appointment	1	1	N/A	83.8%	83.8%	89.0%

* This is based on patients treated on this contract for their most recent course of treatment. Figures in italics indicate the base number of FP17s or Patient Questionnaire responses are less than 100. N/A is shown where the base number of responses is less than 10 during the period. % is calculated as Quantity/Base number*100

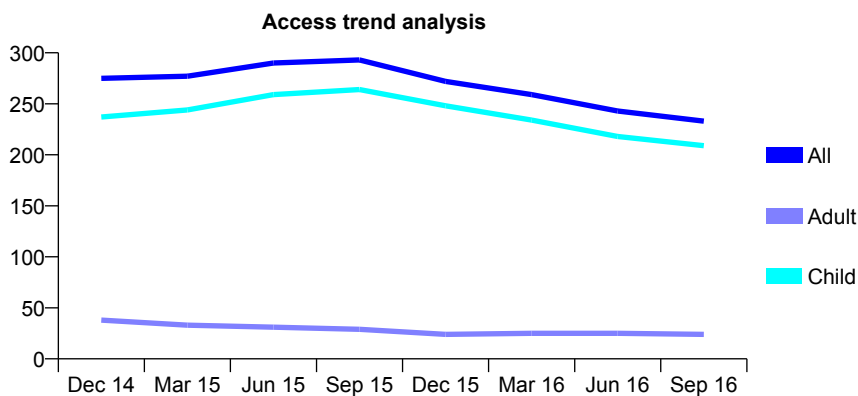
Q62 - Vital Signs At a Glance Contract Report for 245976/0001 - September 2016

Name or company name	MISS Y LIU
Contract type name	GDS Contract
Purpose of contract	General
Contract start date	01/04/2006
Contract end date	

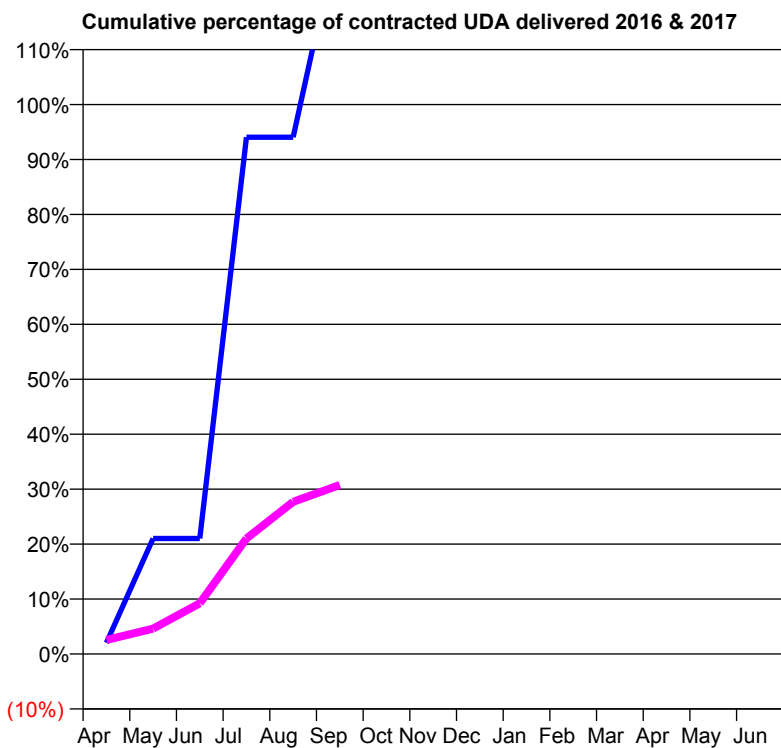
16/17 Contracted general activity (UDA)	195
Carry forward general activity (UDA)	-4
16/17 Contracted orthodontic activity (UOA)	0
Carry forward orthodontic activity (UOA)	0
Baseline contract value	£3,512.82

ACCESS*

Patients seen in 24 months	Total	Change since previous quarter
Quarter ending September 2015	293	
Quarter ending December 2015	272	↓
Quarter ending March 2016	259	↓
Quarter ending June 2016	243	↓
Quarter ending September 2016	233	↓
Variance since September 2015	(20.5%)	↓



ACTIVITY



Month	Adjusted Scheduled Activity (UDA)	
	2016	2017
April	4	5
May	41	9
June	41	18
July	183	41
August	183	54
September	258	60
October	300	
November	300	
December	300	
January	300	
February	330	
March	348	
April	360	
May	376	
June	376	

QUALITY

	Quantity	Base Number	Contract	AT	Region	England
% of FP17s for the same patient ID Re-attending within 3 months - Children	9	61	14.8%	9.9%	11.8%	12.4%
% of FP17s for the same patient ID Re-attending within 3 months - Adults	0	1	0.0%	16.0%	17.1%	16.7%
% of FP17s for the same patient ID Re-attending between 3 & 9 months - Children	32	61	52.5%	45.4%	45.8%	57.4%
% of FP17s for the same patient ID Re-attending between 3 & 9 months - Adults	1	1	100.0%	37.0%	37.6%	50.5%
% of FP17s for Band 1 Urgent Courses	0	40	0.0%	11.0%	10.6%	9.1%
% of FP17s Relating to Free Repair or Replacements	0	40	0.0%	0.6%	0.6%	0.8%
% of FP17s Relating to Continuations	0	40	0.0%	0.7%	0.9%	1.3%
% of Patients satisfied with the dentistry they have received	0	0	N/A	90.9%	90.2%	93.2%
% of Patients satisfied with the time they had to wait for an appointment	0	0	N/A	83.8%	83.8%	89.0%

* This is based on patients treated on this contract for their most recent course of treatment. Figures in italics indicate the base number of FP17s or Patient Questionnaire responses are less than 100. N/A is shown where the base number of responses is less than 10 during the period. % is calculated as Quantity/Base number*100

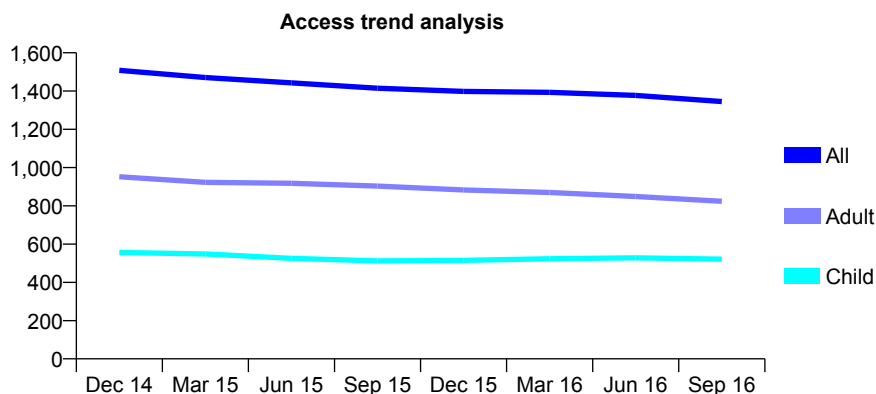
Q62 - Vital Signs At a Glance Contract Report for 250562/0001 - September 2016

Name or company name	MRS R KUNWARDIA
Contract type name	GDS Contract
Purpose of contract	General
Contract start date	01/04/2006
Contract end date	

16/17 Contracted general activity (UDA)	2,910
Carry forward general activity (UDA)	0
16/17 Contracted orthodontic activity (UOA)	0
Carry forward orthodontic activity (UOA)	0
Baseline contract value	£80,141.35

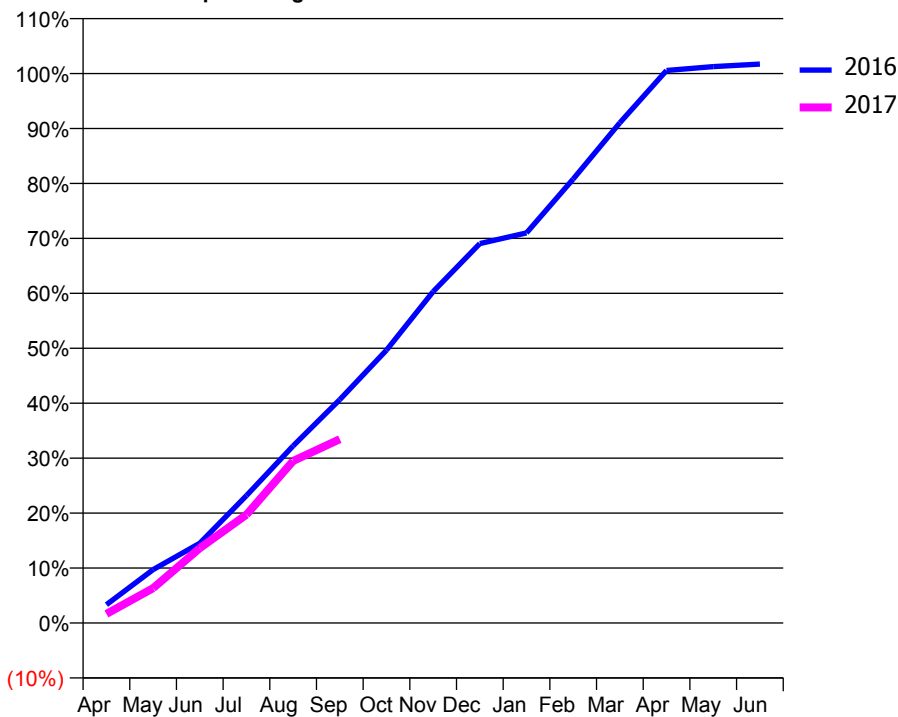
ACCESS*

Patients seen in 24 months	Total	Change since previous quarter
Quarter ending September 2015	1,415	
Quarter ending December 2015	1,398	↓
Quarter ending March 2016	1,393	→
Quarter ending June 2016	1,377	↓
Quarter ending September 2016	1,345	↓
Variance since September 2015	(4.9%)	↓



ACTIVITY

Cumulative percentage of contracted UDA delivered 2016 & 2017



Adjusted Scheduled Activity (UDA)

Month	2016	2017
April	97	48
May	283	184
June	423	396
July	675	574
August	938	858
September	1,183	974
October	1,445	
November	1,755	
December	2,009	
January	2,066	
February	2,351	
March	2,649	
April	2,926	
May	2,947	
June	2,960	

QUALITY

	Quantity	Base Number	Contract	AT	Region	England
% of FP17s for the same patient ID Re-attending within 3 months - Children	3	340	0.9%	9.9%	11.8%	12.4%
% of FP17s for the same patient ID Re-attending within 3 months - Adults	42	452	9.3%	16.0%	17.1%	16.7%
% of FP17s for the same patient ID Re-attending between 3 & 9 months - Children	210	340	61.8%	45.4%	45.8%	57.4%
% of FP17s for the same patient ID Re-attending between 3 & 9 months - Adults	212	452	46.9%	37.0%	37.6%	50.5%
% of FP17s for Band 1 Urgent Courses	58	627	9.3%	11.0%	10.6%	9.1%
% of FP17s Relating to Free Repair or Replacements	5	627	0.8%	0.6%	0.6%	0.8%
% of FP17s Relating to Continuations	0	627	0.0%	0.7%	0.9%	1.3%
% of Patients satisfied with the dentistry they have received	0	0	N/A	90.9%	90.2%	93.2%
% of Patients satisfied with the time they had to wait for an appointment	0	0	N/A	83.8%	83.8%	89.0%

* This is based on patients treated on this contract for their most recent course of treatment. Figures in italics indicate the base number of FP17s or Patient Questionnaire responses are less than 100. N/A is shown where the base number of responses is less than 10 during the period. % is calculated as Quantity/Base number*100

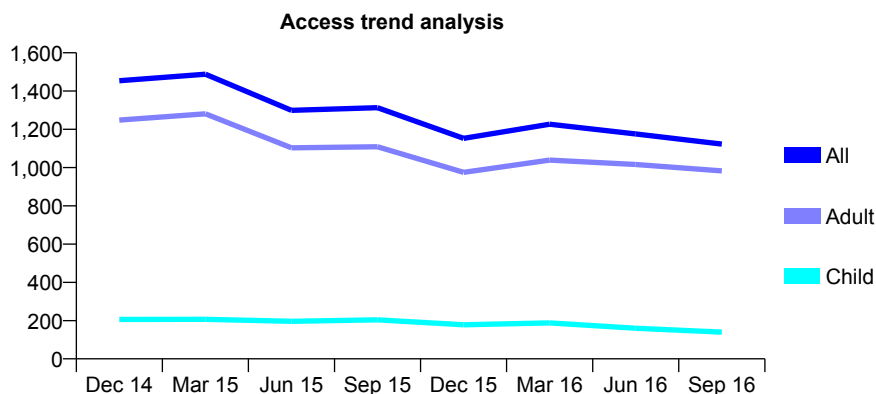
Q62 - Vital Signs At a Glance Contract Report for 251267/0001 - September 2016

Name or company name	MR HS MAUDUDI
Contract type name	GDS Contract
Purpose of contract	General
Contract start date	01/04/2006
Contract end date	

16/17 Contracted general activity (UDA)	1,599
Carry forward general activity (UDA)	-31
16/17 Contracted orthodontic activity (UOA)	0
Carry forward orthodontic activity (UOA)	0
Baseline contract value	£38,103.32

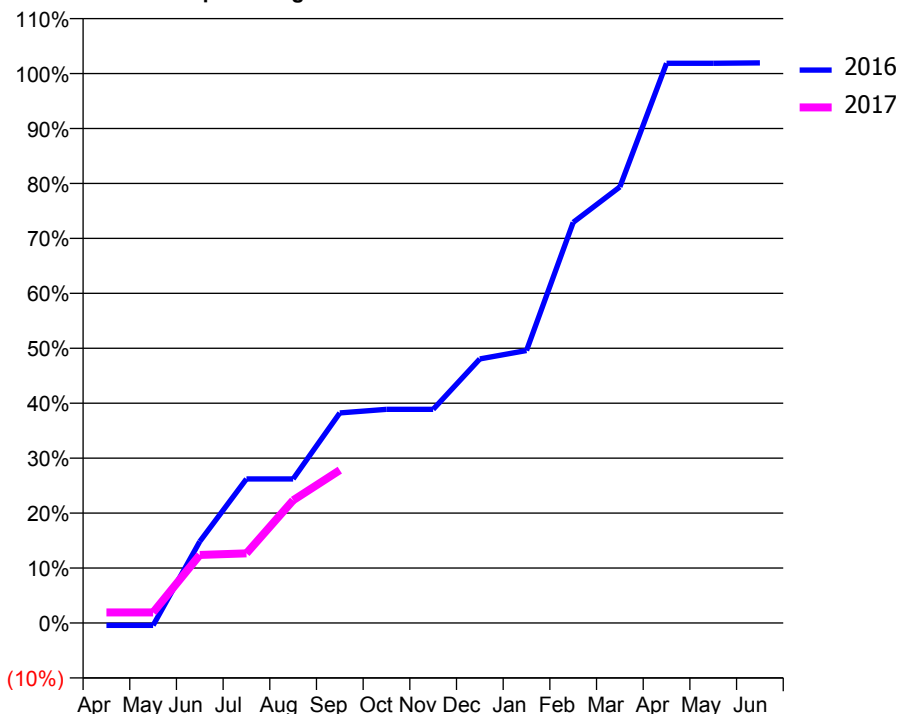
ACCESS*

Patients seen in 24 months	Total	Change since previous quarter
Quarter ending September 2015	1,313	
Quarter ending December 2015	1,153	↓
Quarter ending March 2016	1,227	↑
Quarter ending June 2016	1,176	↓
Quarter ending September 2016	1,123	↓
Variance since September 2015	(14.5%)	↓



ACTIVITY

Cumulative percentage of contracted UDA delivered 2016 & 2017



Adjusted Scheduled Activity (UDA)

Month	2016	2017
April	-7	31
May	-7	31
June	237	198
July	419	203
August	419	357
September	611	445
October	622	
November	622	
December	769	
January	793	
February	1,166	
March	1,269	
April	1,629	
May	1,629	
June	1,630	

QUALITY

	Quantity	Base Number	Contract	AT	Region	England
% of FP17s for the same patient ID Re-attending within 3 months - Children	2	57	3.5%	9.9%	11.8%	12.4%
% of FP17s for the same patient ID Re-attending within 3 months - Adults	5	403	1.2%	16.0%	17.1%	16.7%
% of FP17s for the same patient ID Re-attending between 3 & 9 months - Children	1	57	1.8%	45.4%	45.8%	57.4%
% of FP17s for the same patient ID Re-attending between 3 & 9 months - Adults	5	403	1.2%	37.0%	37.6%	50.5%
% of FP17s for Band 1 Urgent Courses	312	330	94.5%	11.0%	10.6%	9.1%
% of FP17s Relating to Free Repair or Replacements	0	330	0.0%	0.6%	0.6%	0.8%
% of FP17s Relating to Continuations	0	330	0.0%	0.7%	0.9%	1.3%
% of Patients satisfied with the dentistry they have received	0	0	N/A	90.9%	90.2%	93.2%
% of Patients satisfied with the time they had to wait for an appointment	0	0	N/A	83.8%	83.8%	89.0%

* This is based on patients treated on this contract for their most recent course of treatment. Figures in italics indicate the base number of FP17s or Patient Questionnaire responses are less than 100. N/A is shown where the base number of responses is less than 10 during the period. % is calculated as Quantity/Base number*100

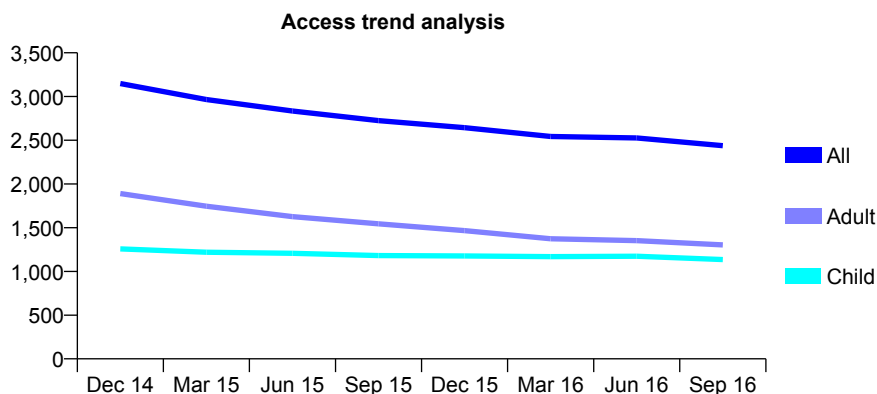
Q62 - Vital Signs At a Glance Contract Report for 251305/0001 - September 2016

Name or company name	MISS V IZADPANAHI
Contract type name	GDS Contract
Purpose of contract	General
Contract start date	01/04/2010
Contract end date	

16/17 Contracted general activity (UDA)	7,829
Carry forward general activity (UDA)	0
16/17 Contracted orthodontic activity (UOA)	0
Carry forward orthodontic activity (UOA)	0
Baseline contract value	£218,962.07

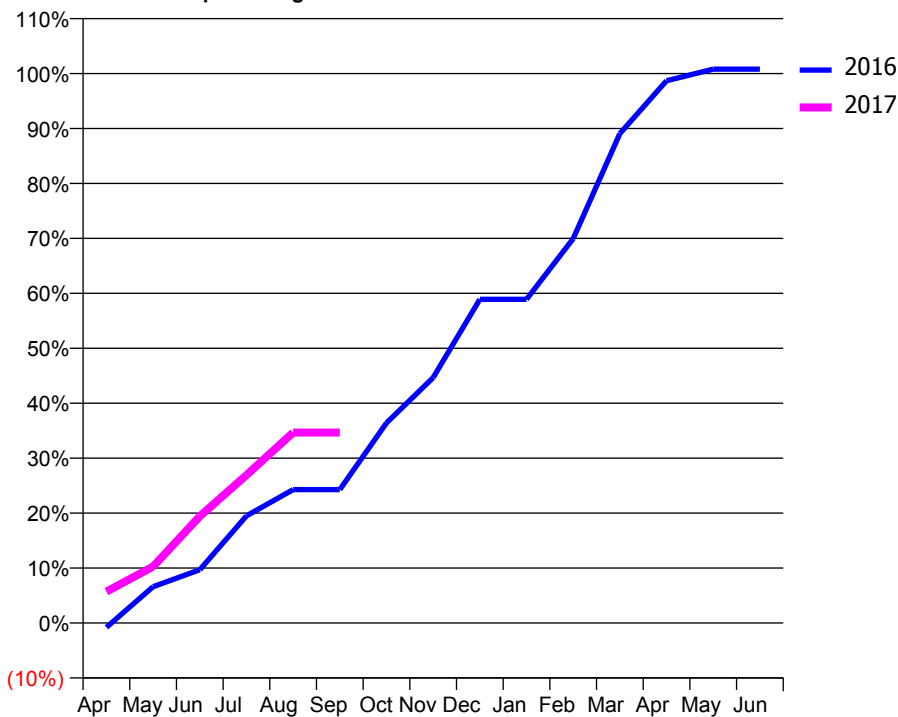
ACCESS*

Patients seen in 24 months	Total	Change since previous quarter
Quarter ending September 2015	2,725	
Quarter ending December 2015	2,643	↓
Quarter ending March 2016	2,543	↓
Quarter ending June 2016	2,526	→
Quarter ending September 2016	2,438	↓
Variance since September 2015	(10.5%)	↓



ACTIVITY

Cumulative percentage of contracted UDA delivered 2016 & 2017



Month	Adjusted Scheduled Activity (UDA)	
	2016	2017
April	-63	448
May	517	805
June	759	1,521
July	1,527	2,107
August	1,901	2,713
September	1,901	2,713
October	2,850	
November	3,496	
December	4,611	
January	4,611	
February	5,477	
March	6,974	
April	7,726	
May	7,890	
June	7,891	

QUALITY

	Quantity	Base Number	Contract	AT	Region	England
% of FP17s for the same patient ID Re-attending within 3 months - Children	45	680	6.6%	9.9%	11.8%	12.4%
% of FP17s for the same patient ID Re-attending within 3 months - Adults	73	655	11.1%	16.0%	17.1%	16.7%
% of FP17s for the same patient ID Re-attending between 3 & 9 months - Children	388	680	57.1%	45.4%	45.8%	57.4%
% of FP17s for the same patient ID Re-attending between 3 & 9 months - Adults	257	655	39.2%	37.0%	37.6%	50.5%
% of FP17s for Band 1 Urgent Courses	127	1,036	12.3%	11.0%	10.6%	9.1%
% of FP17s Relating to Free Repair or Replacements	0	1,036	0.0%	0.6%	0.6%	0.8%
% of FP17s Relating to Continuations	1	1,036	0.1%	0.7%	0.9%	1.3%
% of Patients satisfied with the dentistry they have received	2	2	N/A	90.9%	90.2%	93.2%
% of Patients satisfied with the time they had to wait for an appointment	2	2	N/A	83.8%	83.8%	89.0%

* This is based on patients treated on this contract for their most recent course of treatment. Figures in italics indicate the base number of FP17s or Patient Questionnaire responses are less than 100. N/A is shown where the base number of responses is less than 10 during the period. % is calculated as Quantity/Base number*100

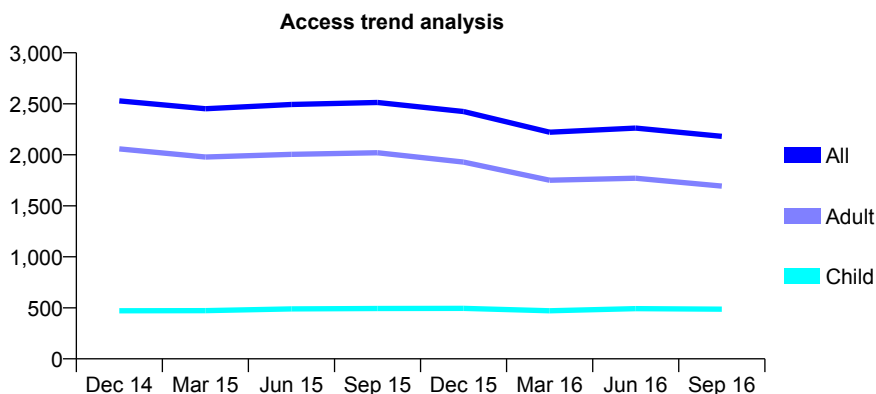
Q62 - Vital Signs At a Glance Contract Report for 254231/0001 - September 2016

Name or company name	MR SH PEZESHKI
Contract type name	GDS Contract
Purpose of contract	General
Contract start date	04/01/2010
Contract end date	

16/17 Contracted general activity (UDA)	8,200
Carry forward general activity (UDA)	-164
16/17 Contracted orthodontic activity (UOA)	0
Carry forward orthodontic activity (UOA)	0
Baseline contract value	£227,976.37

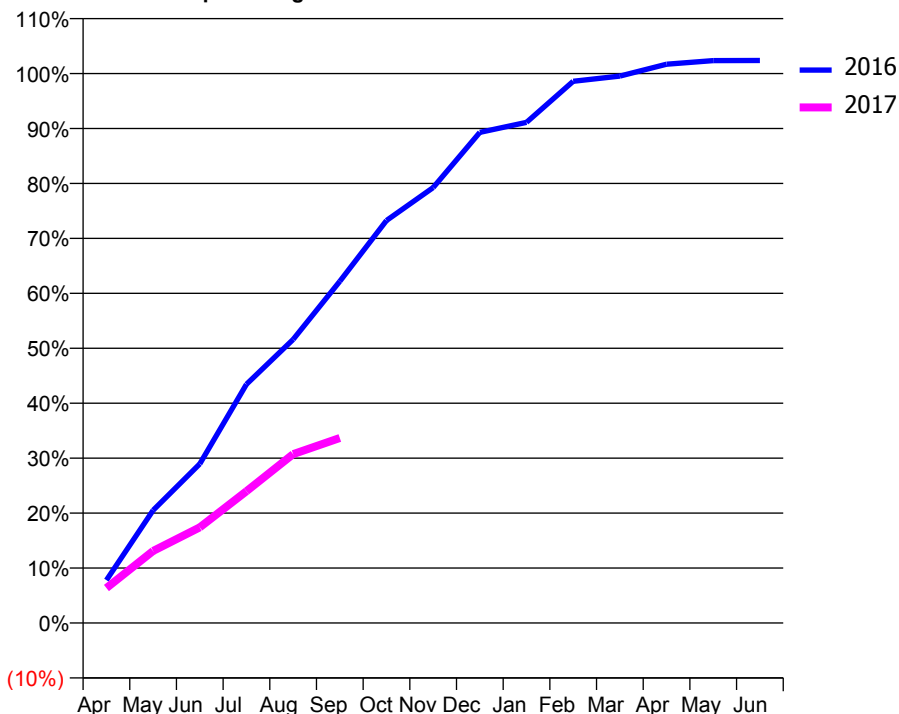
ACCESS*

Patients seen in 24 months	Total	Change since previous quarter
Quarter ending September 2015	2,513	
Quarter ending December 2015	2,424	↓
Quarter ending March 2016	2,222	↓
Quarter ending June 2016	2,262	→
Quarter ending September 2016	2,181	↓
Variance since September 2015	(13.2%)	↓



ACTIVITY

Cumulative percentage of contracted UDA delivered 2016 & 2017



Adjusted Scheduled Activity (UDA)

Month	2016	2017
April	640	523
May	1,683	1,075
June	2,375	1,427
July	3,564	1,968
August	4,231	2,520
September	5,099	2,760
October	6,006	
November	6,499	
December	7,321	
January	7,471	
February	8,085	
March	8,161	
April	8,338	
May	8,393	
June	8,394	

QUALITY

	Quantity	Base Number	Contract	AT	Region	England
% of FP17s for the same patient ID Re-attending within 3 months - Children	22	273	8.1%	9.9%	11.8%	12.4%
% of FP17s for the same patient ID Re-attending within 3 months - Adults	123	800	15.4%	16.0%	17.1%	16.7%
% of FP17s for the same patient ID Re-attending between 3 & 9 months - Children	103	273	37.7%	45.4%	45.8%	57.4%
% of FP17s for the same patient ID Re-attending between 3 & 9 months - Adults	206	800	25.8%	37.0%	37.6%	50.5%
% of FP17s for Band 1 Urgent Courses	185	969	19.1%	11.0%	10.6%	9.1%
% of FP17s Relating to Free Repair or Replacements	2	969	0.2%	0.6%	0.6%	0.8%
% of FP17s Relating to Continuations	4	969	0.4%	0.7%	0.9%	1.3%
% of Patients satisfied with the dentistry they have received	2	2	N/A	90.9%	90.2%	93.2%
% of Patients satisfied with the time they had to wait for an appointment	2	2	N/A	83.8%	83.8%	89.0%

* This is based on patients treated on this contract for their most recent course of treatment. Figures in italics indicate the base number of FP17s or Patient Questionnaire responses are less than 100. N/A is shown where the base number of responses is less than 10 during the period. % is calculated as Quantity/Base number*100

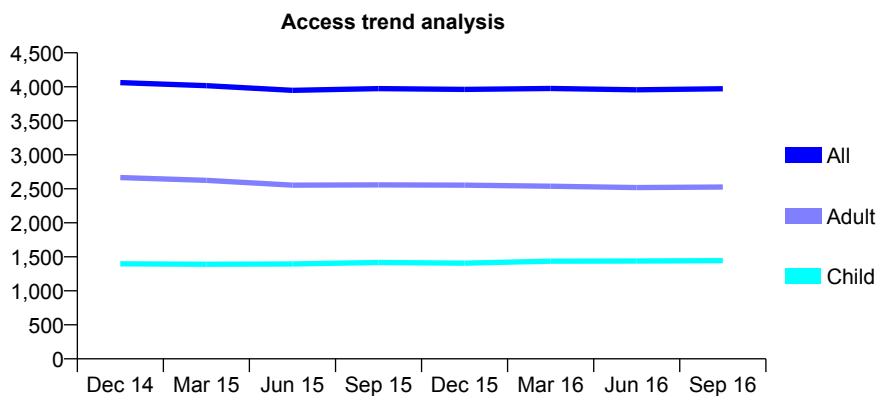
Q62 - Vital Signs At a Glance Contract Report for 261416/0001 - September 2016

Name or company name	MR JS JEER
Contract type name	GDS Contract
Purpose of contract	General
Contract start date	01/04/2006
Contract end date	

16/17 Contracted general activity (UDA)	11,840
Carry forward general activity (UDA)	0
16/17 Contracted orthodontic activity (UOA)	0
Carry forward orthodontic activity (UOA)	0
Baseline contract value	£335,106.30

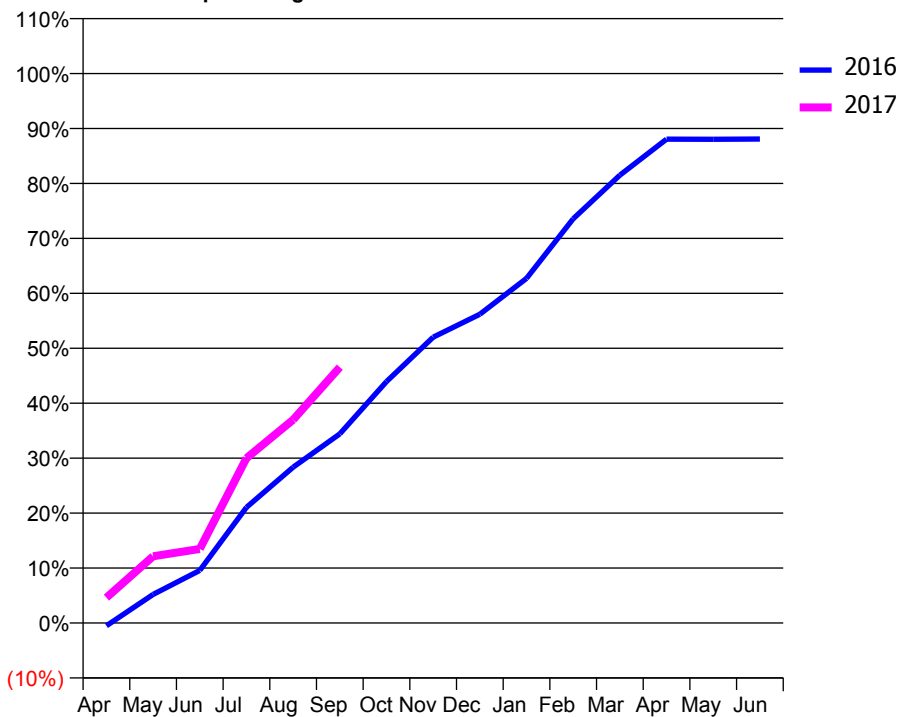
ACCESS*

Patients seen in 24 months	Total	Change since previous quarter
Quarter ending September 2015	3,974	
Quarter ending December 2015	3,961	→
Quarter ending March 2016	3,976	→
Quarter ending June 2016	3,956	→
Quarter ending September 2016	3,971	→
Variance since September 2015	(0.1%)	→



ACTIVITY

Cumulative percentage of contracted UDA delivered 2016 & 2017



Month	Adjusted Scheduled Activity (UDA)	
	2016	2017
April	-62	546
May	615	1,438
June	1,134	1,597
July	2,493	3,552
August	3,358	4,381
September	4,077	5,512
October	5,201	
November	6,159	
December	6,654	
January	7,426	
February	8,709	
March	9,650	
April	10,424	
May	10,423	
June	10,427	

QUALITY

	Quantity	Base Number	Contract	AT	Region	England
% of FP17s for the same patient ID Re-attending within 3 months - Children	75	965	7.8%	9.9%	11.8%	12.4%
% of FP17s for the same patient ID Re-attending within 3 months - Adults	244	1,540	15.8%	16.0%	17.1%	16.7%
% of FP17s for the same patient ID Re-attending between 3 & 9 months - Children	414	965	42.9%	45.4%	45.8%	57.4%
% of FP17s for the same patient ID Re-attending between 3 & 9 months - Adults	505	1,540	32.8%	37.0%	37.6%	50.5%
% of FP17s for Band 1 Urgent Courses	246	2,200	11.2%	11.0%	10.6%	9.1%
% of FP17s Relating to Free Repair or Replacements	22	2,200	1.0%	0.6%	0.6%	0.8%
% of FP17s Relating to Continuations	11	2,200	0.5%	0.7%	0.9%	1.3%
% of Patients satisfied with the dentistry they have received	3	3	N/A	90.9%	90.2%	93.2%
% of Patients satisfied with the time they had to wait for an appointment	3	3	N/A	83.8%	83.8%	89.0%

* This is based on patients treated on this contract for their most recent course of treatment. Figures in italics indicate the base number of FP17s or Patient Questionnaire responses are less than 100. N/A is shown where the base number of responses is less than 10 during the period. % is calculated as Quantity/Base number*100

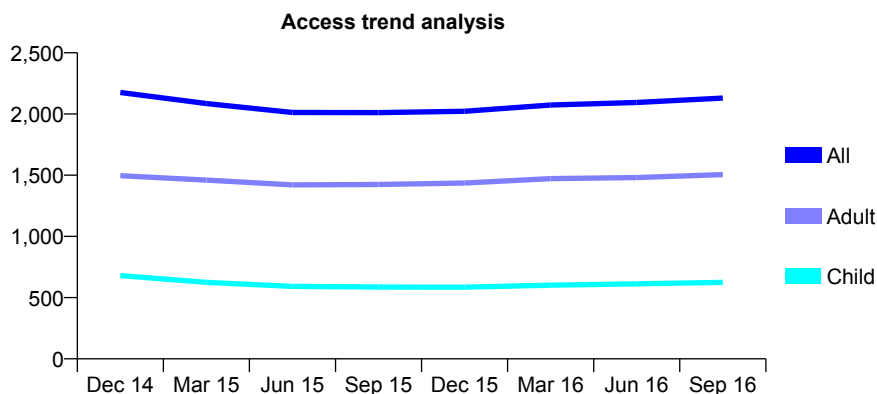
Q62 - Vital Signs At a Glance Contract Report for 262455/0001 - September 2016

Name or company name	MR M ZABIHI
Contract type name	GDS Contract
Purpose of contract	General
Contract start date	01/04/2006
Contract end date	

16/17 Contracted general activity (UDA)	7,433
Carry forward general activity (UDA)	-149
16/17 Contracted orthodontic activity (UOA)	0
Carry forward orthodontic activity (UOA)	0
Baseline contract value	£185,710.48

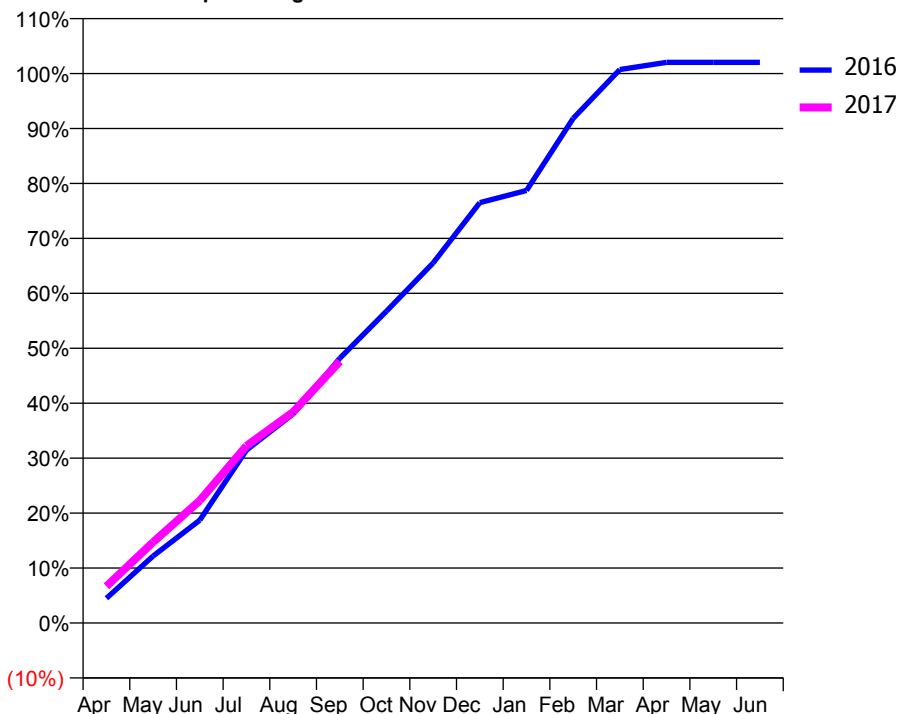
ACCESS*

Patients seen in 24 months	Total	Change since previous quarter
Quarter ending September 2015	2,011	
Quarter ending December 2015	2,022	→
Quarter ending March 2016	2,074	↑
Quarter ending June 2016	2,094	→
Quarter ending September 2016	2,130	→
Variance since September 2015	5.9%	↑



ACTIVITY

Cumulative percentage of contracted UDA delivered 2016 & 2017



Month	Adjusted Scheduled Activity (UDA)	
	2016	2017
April	335	498
May	907	1,095
June	1,392	1,657
July	2,339	2,396
August	2,828	2,854
September	3,582	3,538
October	4,217	
November	4,872	
December	5,687	
January	5,851	
February	6,827	
March	7,487	
April	7,585	
May	7,585	
June	7,585	

QUALITY

	Quantity	Base Number	Contract	AT	Region	England
% of FP17s for the same patient ID Re-attending within 3 months - Children	41	361	11.4%	9.9%	11.8%	12.4%
% of FP17s for the same patient ID Re-attending within 3 months - Adults	233	875	26.6%	16.0%	17.1%	16.7%
% of FP17s for the same patient ID Re-attending between 3 & 9 months - Children	105	361	29.1%	45.4%	45.8%	57.4%
% of FP17s for the same patient ID Re-attending between 3 & 9 months - Adults	216	875	24.7%	37.0%	37.6%	50.5%
% of FP17s for Band 1 Urgent Courses	228	1,182	19.3%	11.0%	10.6%	9.1%
% of FP17s Relating to Free Repair or Replacements	6	1,182	0.5%	0.6%	0.6%	0.8%
% of FP17s Relating to Continuations	5	1,182	0.4%	0.7%	0.9%	1.3%
% of Patients satisfied with the dentistry they have received	1	1	N/A	90.9%	90.2%	93.2%
% of Patients satisfied with the time they had to wait for an appointment	1	1	N/A	83.8%	83.8%	89.0%

* This is based on patients treated on this contract for their most recent course of treatment. Figures in italics indicate the base number of FP17s or Patient Questionnaire responses are less than 100. N/A is shown where the base number of responses is less than 10 during the period. % is calculated as Quantity/Base number*100

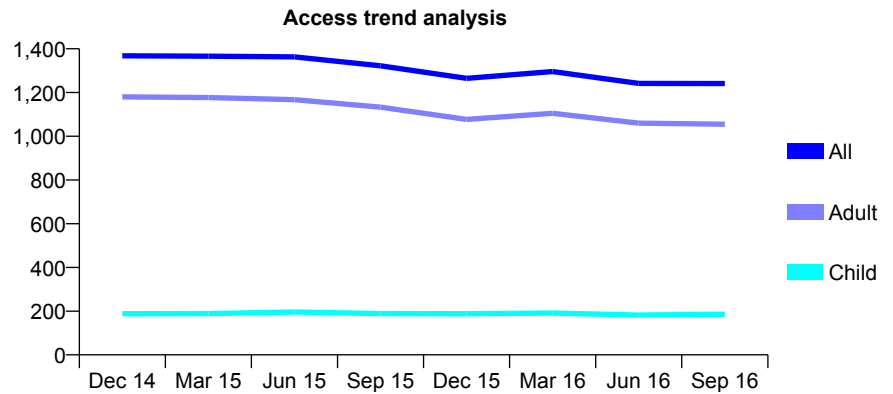
Q62 - Vital Signs At a Glance Contract Report for 263729/0001 - September 2016

Name or company name	MS A FAKI
Contract type name	GDS Contract
Purpose of contract	General
Contract start date	01/04/2006
Contract end date	

16/17 Contracted general activity (UDA)	3,178
Carry forward general activity (UDA)	0
16/17 Contracted orthodontic activity (UOA)	0
Carry forward orthodontic activity (UOA)	0
Baseline contract value	£111,591.92

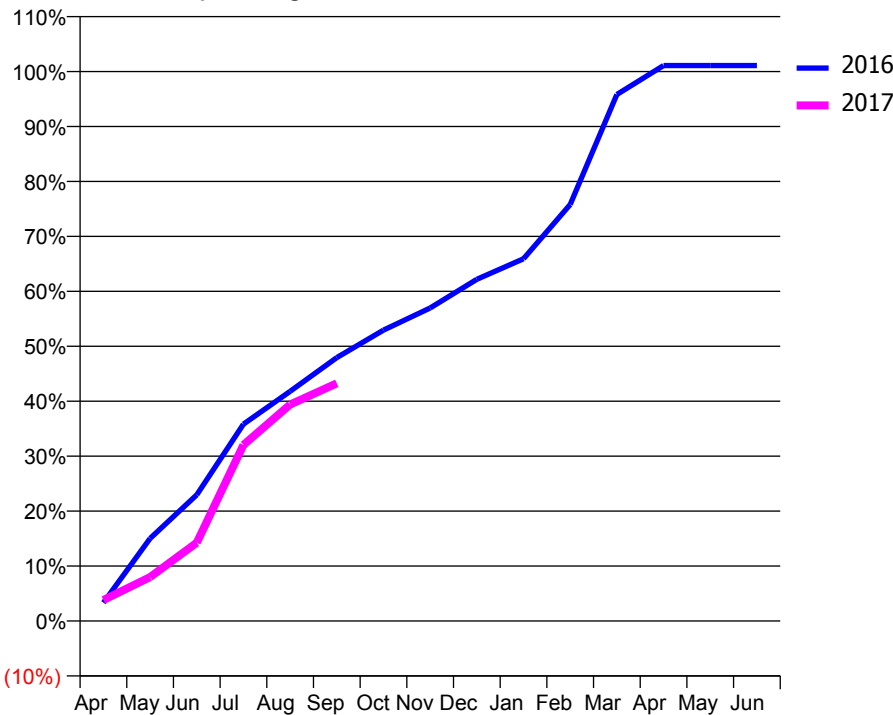
ACCESS*

Patients seen in 24 months	Total	Change since previous quarter
Quarter ending September 2015	1,322	
Quarter ending December 2015	1,265	↓
Quarter ending March 2016	1,296	↑
Quarter ending June 2016	1,242	↓
Quarter ending September 2016	1,241	→
Variance since September 2015	(6.1%)	↓



ACTIVITY

Cumulative percentage of contracted UDA delivered 2016 & 2017



Month	Adjusted Scheduled Activity (UDA)	
	2016	2017
April	106	121
May	478	254
June	730	453
July	1,139	1,018
August	1,328	1,252
September	1,524	1,375
October	1,682	
November	1,810	
December	1,976	
January	2,095	
February	2,409	
March	3,045	
April	3,212	
May	3,212	
June	3,212	

QUALITY

	Quantity	Base Number	Contract	AT	Region	England
% of FP17s for the same patient ID Re-attending within 3 months - Children	9	85	10.6%	9.9%	11.8%	12.4%
% of FP17s for the same patient ID Re-attending within 3 months - Adults	35	415	8.4%	16.0%	17.1%	16.7%
% of FP17s for the same patient ID Re-attending between 3 & 9 months - Children	20	85	23.5%	45.4%	45.8%	57.4%
% of FP17s for the same patient ID Re-attending between 3 & 9 months - Adults	98	415	23.6%	37.0%	37.6%	50.5%
% of FP17s for Band 1 Urgent Courses	75	458	16.4%	11.0%	10.6%	9.1%
% of FP17s Relating to Free Repair or Replacements	1	458	0.2%	0.6%	0.6%	0.8%
% of FP17s Relating to Continuations	1	458	0.2%	0.7%	0.9%	1.3%
% of Patients satisfied with the dentistry they have received	3	3	N/A	90.9%	90.2%	93.2%
% of Patients satisfied with the time they had to wait for an appointment	3	3	N/A	83.8%	83.8%	89.0%

* This is based on patients treated on this contract for their most recent course of treatment. Figures in italics indicate the base number of FP17s or Patient Questionnaire responses are less than 100. N/A is shown where the base number of responses is less than 10 during the period. % is calculated as Quantity/Base number*100

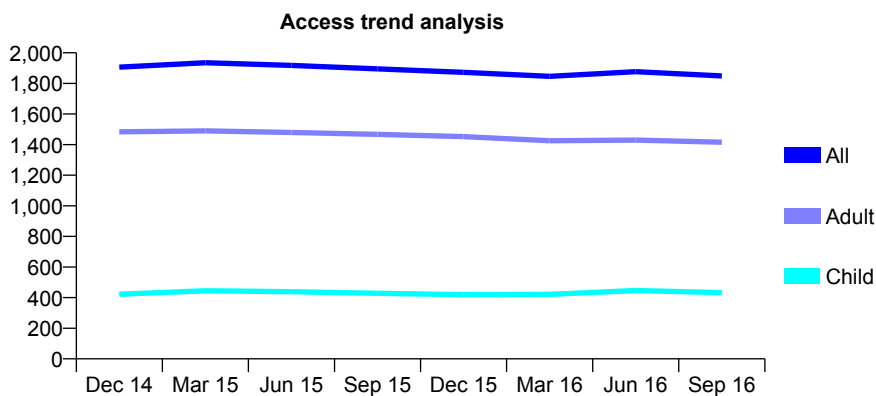
Q62 - Vital Signs At a Glance Contract Report for 263974/0001 - September 2016

Name or company name	MR A PATEL
Contract type name	GDS Contract
Purpose of contract	General
Contract start date	01/04/2006
Contract end date	

16/17 Contracted general activity (UDA)	7,011
Carry forward general activity (UDA)	0
16/17 Contracted orthodontic activity (UOA)	0
Carry forward orthodontic activity (UOA)	0
Baseline contract value	£205,814.78

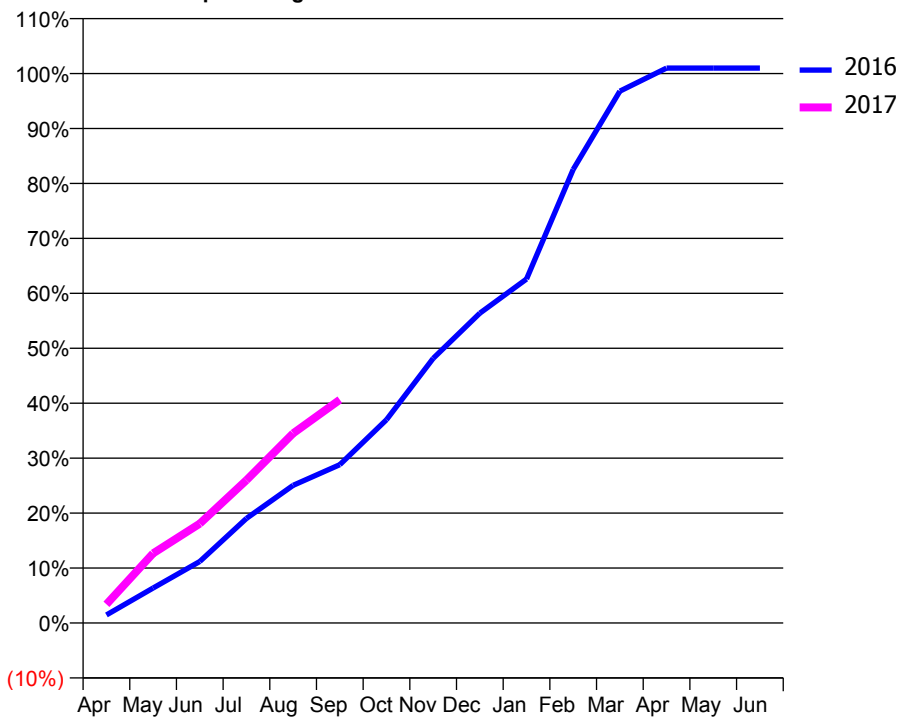
ACCESS*

Patients seen in 24 months	Total	Change since previous quarter
Quarter ending September 2015	1,895	
Quarter ending December 2015	1,872	↓
Quarter ending March 2016	1,846	↓
Quarter ending June 2016	1,877	→
Quarter ending September 2016	1,849	↓
Variance since September 2015	(2.4%)	↓



ACTIVITY

Cumulative percentage of contracted UDA delivered 2016 & 2017



Month	Adjusted Scheduled Activity (UDA)	
	2016	2017
April	103	240
May	447	888
June	786	1,268
July	1,335	1,823
August	1,756	2,419
September	2,020	2,850
October	2,594	
November	3,376	
December	3,953	
January	4,388	
February	5,788	
March	6,785	
April	7,079	
May	7,079	
June	7,079	

QUALITY

	Quantity	Base Number	Contract	AT	Region	England
% of FP17s for the same patient ID Re-attending within 3 months - Children	36	272	13.2%	9.9%	11.8%	12.4%
% of FP17s for the same patient ID Re-attending within 3 months - Adults	119	784	15.2%	16.0%	17.1%	16.7%
% of FP17s for the same patient ID Re-attending between 3 & 9 months - Children	103	272	37.9%	45.4%	45.8%	57.4%
% of FP17s for the same patient ID Re-attending between 3 & 9 months - Adults	214	784	27.3%	37.0%	37.6%	50.5%
% of FP17s for Band 1 Urgent Courses	48	617	7.8%	11.0%	10.6%	9.1%
% of FP17s Relating to Free Repair or Replacements	2	617	0.3%	0.6%	0.6%	0.8%
% of FP17s Relating to Continuations	7	617	1.1%	0.7%	0.9%	1.3%
% of Patients satisfied with the dentistry they have received	2	2	N/A	90.9%	90.2%	93.2%
% of Patients satisfied with the time they had to wait for an appointment	2	2	N/A	83.8%	83.8%	89.0%

* This is based on patients treated on this contract for their most recent course of treatment. Figures in italics indicate the base number of FP17s or Patient Questionnaire responses are less than 100. N/A is shown where the base number of responses is less than 10 during the period. % is calculated as Quantity/Base number*100

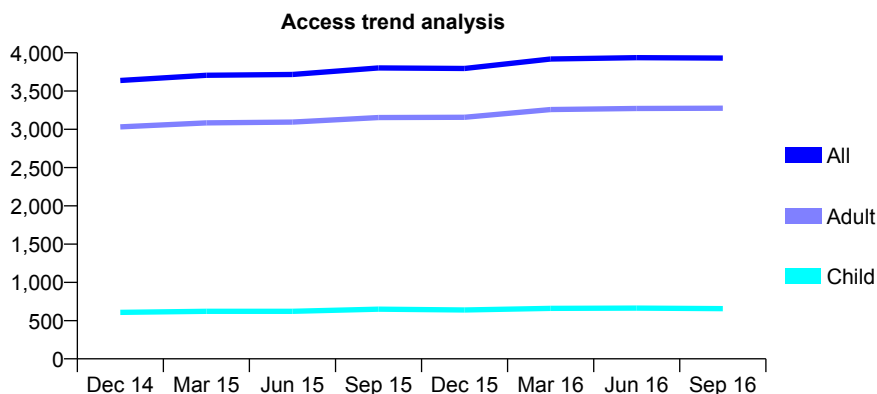
Q62 - Vital Signs At a Glance Contract Report for 271004/0001 - September 2016

Name or company name	MR J OMIDVARAN
Contract type name	GDS Contract
Purpose of contract	General
Contract start date	18/12/2006
Contract end date	

16/17 Contracted general activity (UDA)	16,794
Carry forward general activity (UDA)	-79
16/17 Contracted orthodontic activity (UOA)	0
Carry forward orthodontic activity (UOA)	0
Baseline contract value	£490,429.13

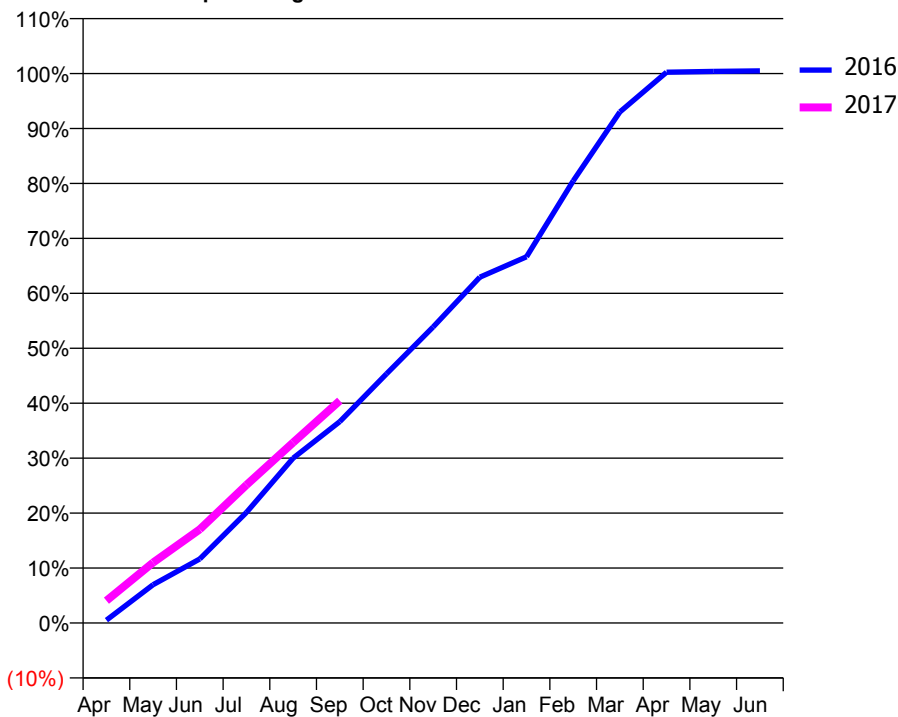
ACCESS*

Patients seen in 24 months	Total	Change since previous quarter
Quarter ending September 2015	3,803	
Quarter ending December 2015	3,796	→
Quarter ending March 2016	3,919	↑
Quarter ending June 2016	3,936	→
Quarter ending September 2016	3,931	→
Variance since September 2015	3.4%	↑



ACTIVITY

Cumulative percentage of contracted UDA delivered 2016 & 2017



Adjusted Scheduled Activity (UDA)

Month	2016	2017
April	89	682
May	1,172	1,848
June	1,957	2,864
July	3,382	4,221
August	5,040	5,518
September	6,156	6,796
October	7,617	
November	9,049	
December	10,570	
January	11,193	
February	13,512	
March	15,619	
April	16,832	
May	16,857	
June	16,873	

QUALITY

	Quantity	Base Number	Contract	AT	Region	England
% of FP17s for the same patient ID Re-attending within 3 months - Children	38	386	9.8%	9.9%	11.8%	12.4%
% of FP17s for the same patient ID Re-attending within 3 months - Adults	426	1,771	24.1%	16.0%	17.1%	16.7%
% of FP17s for the same patient ID Re-attending between 3 & 9 months - Children	137	386	35.5%	45.4%	45.8%	57.4%
% of FP17s for the same patient ID Re-attending between 3 & 9 months - Adults	442	1,771	25.0%	37.0%	37.6%	50.5%
% of FP17s for Band 1 Urgent Courses	402	1,874	21.5%	11.0%	10.6%	9.1%
% of FP17s Relating to Free Repair or Replacements	16	1,874	0.9%	0.6%	0.6%	0.8%
% of FP17s Relating to Continuations	17	1,874	0.9%	0.7%	0.9%	1.3%
% of Patients satisfied with the dentistry they have received	8	8	N/A	90.9%	90.2%	93.2%
% of Patients satisfied with the time they had to wait for an appointment	6	8	N/A	83.8%	83.8%	89.0%

* This is based on patients treated on this contract for their most recent course of treatment. Figures in italics indicate the base number of FP17s or Patient Questionnaire responses are less than 100. N/A is shown where the base number of responses is less than 10 during the period. % is calculated as Quantity/Base number*100

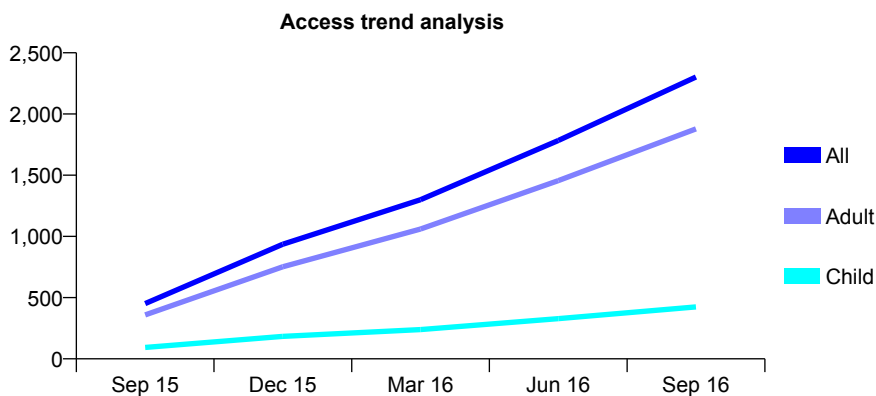
Q62 - Vital Signs At a Glance Contract Report for 271993/0001 - September 2016

Name or company name	MISS F GRAINGER
Contract type name	GDS Contract
Purpose of contract	General
Contract start date	22/06/2015
Contract end date	

16/17 Contracted general activity (UDA)	8,581
Carry forward general activity (UDA)	1,827
16/17 Contracted orthodontic activity (UOA)	0
Carry forward orthodontic activity (UOA)	0
Baseline contract value	£221,746.79

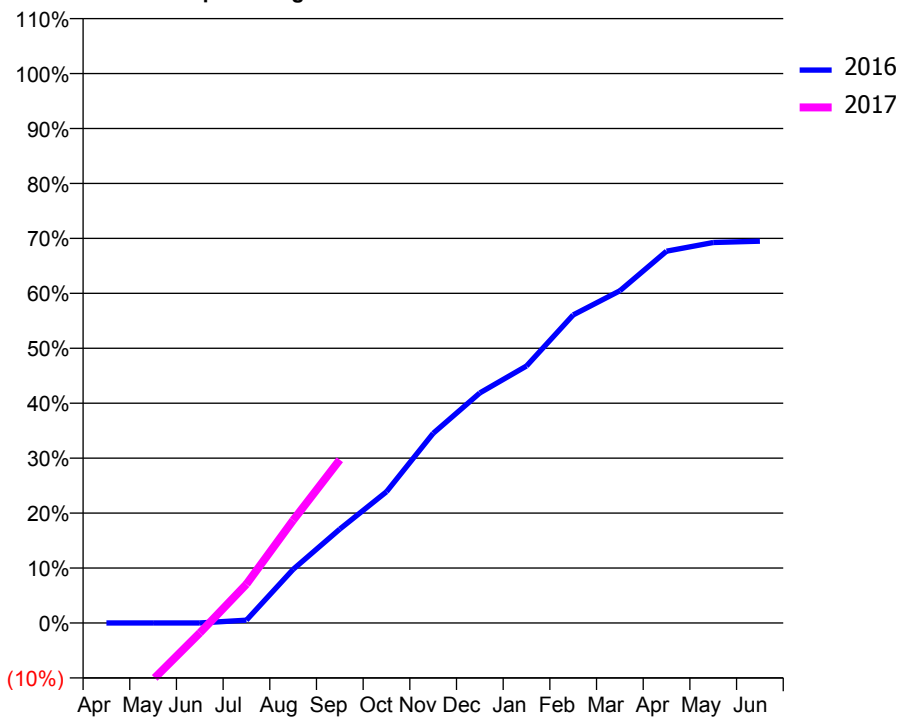
ACCESS*

Patients seen in 24 months	Total	Change since previous quarter
Quarter ending September 2015	452	
Quarter ending December 2015	936	↑
Quarter ending March 2016	1,300	↑
Quarter ending June 2016	1,784	↑
Quarter ending September 2016	2,302	↑
Variance since September 2015	409.3%	↑



ACTIVITY

Cumulative percentage of contracted UDA delivered 2016 & 2017



Adjusted Scheduled Activity (UDA)

Month	2016	2017
April	0	-1,631
May	0	-883
June	0	-157
July	35	608
August	649	1,604
September	1,136	2,549
October	1,589	
November	2,295	
December	2,784	
January	3,111	
February	3,728	
March	4,022	
April	4,500	
May	4,605	
June	4,622	

QUALITY

	Quantity	Base Number	Contract	AT	Region	England
% of FP17s for the same patient ID Re-attending within 3 months - Children	29	346	8.4%	9.9%	11.8%	12.4%
% of FP17s for the same patient ID Re-attending within 3 months - Adults	231	1,512	15.3%	16.0%	17.1%	16.7%
% of FP17s for the same patient ID Re-attending between 3 & 9 months - Children	59	346	17.1%	45.4%	45.8%	57.4%
% of FP17s for the same patient ID Re-attending between 3 & 9 months - Adults	293	1,512	19.4%	37.0%	37.6%	50.5%
% of FP17s for Band 1 Urgent Courses	176	1,648	10.7%	11.0%	10.6%	9.1%
% of FP17s Relating to Free Repair or Replacements	15	1,648	0.9%	0.6%	0.6%	0.8%
% of FP17s Relating to Continuations	47	1,648	2.9%	0.7%	0.9%	1.3%
% of Patients satisfied with the dentistry they have received	8	9	N/A	90.9%	90.2%	93.2%
% of Patients satisfied with the time they had to wait for an appointment	7	9	N/A	83.8%	83.8%	89.0%

* This is based on patients treated on this contract for their most recent course of treatment. Figures in italics indicate the base number of FP17s or Patient Questionnaire responses are less than 100. N/A is shown where the base number of responses is less than 10 during the period. % is calculated as Quantity/Base number*100

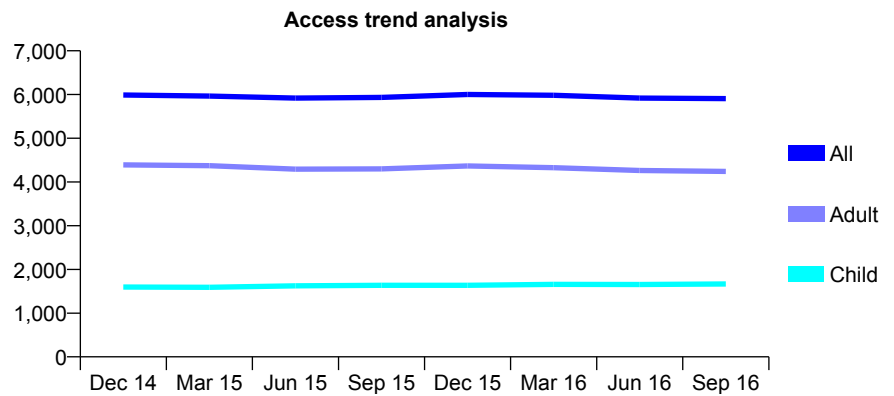
Q62 - Vital Signs At a Glance Contract Report for 273082/0001 - September 2016

Name or company name	MISS DL HUART
Contract type name	GDS Contract
Purpose of contract	General
Contract start date	13/12/2007
Contract end date	

16/17 Contracted general activity (UDA)	19,180
Carry forward general activity (UDA)	147
16/17 Contracted orthodontic activity (UOA)	0
Carry forward orthodontic activity (UOA)	0
Baseline contract value	£474,666.03

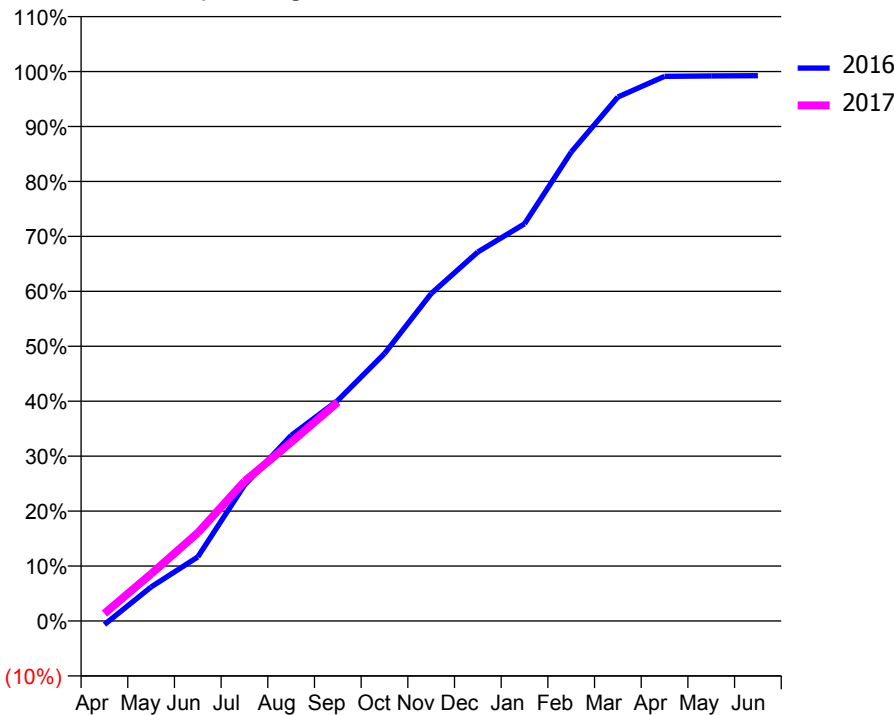
ACCESS*

Patients seen in 24 months	Total	Change since previous quarter
Quarter ending September 2015	5,935	
Quarter ending December 2015	6,002	→
Quarter ending March 2016	5,984	→
Quarter ending June 2016	5,919	↓
Quarter ending September 2016	5,908	→
Variance since September 2015	(0.5%)	→



ACTIVITY

Cumulative percentage of contracted UDA delivered 2016 & 2017



Month	Adjusted Scheduled Activity (UDA)	
	2016	2017
April	-127	264
May	1,189	1,643
June	2,238	3,080
July	4,741	4,877
August	6,476	6,238
September	7,702	7,641
October	9,333	
November	11,430	
December	12,882	
January	13,862	
February	16,365	
March	18,291	
April	19,009	
May	19,025	
June	19,033	

QUALITY

	Quantity	Base Number	Contract	AT	Region	England
% of FP17s for the same patient ID Re-attending within 3 months - Children	91	1,061	8.6%	9.9%	11.8%	12.4%
% of FP17s for the same patient ID Re-attending within 3 months - Adults	336	2,336	14.4%	16.0%	17.1%	16.7%
% of FP17s for the same patient ID Re-attending between 3 & 9 months - Children	522	1,061	49.2%	45.4%	45.8%	57.4%
% of FP17s for the same patient ID Re-attending between 3 & 9 months - Adults	1,097	2,336	47.0%	37.0%	37.6%	50.5%
% of FP17s for Band 1 Urgent Courses	209	3,120	6.7%	11.0%	10.6%	9.1%
% of FP17s Relating to Free Repair or Replacements	29	3,120	0.9%	0.6%	0.6%	0.8%
% of FP17s Relating to Continuations	16	3,120	0.5%	0.7%	0.9%	1.3%
% of Patients satisfied with the dentistry they have received	2	3	N/A	90.9%	90.2%	93.2%
% of Patients satisfied with the time they had to wait for an appointment	2	3	N/A	83.8%	83.8%	89.0%

* This is based on patients treated on this contract for their most recent course of treatment. Figures in italics indicate the base number of FP17s or Patient Questionnaire responses are less than 100. N/A is shown where the base number of responses is less than 10 during the period. % is calculated as Quantity/Base number*100

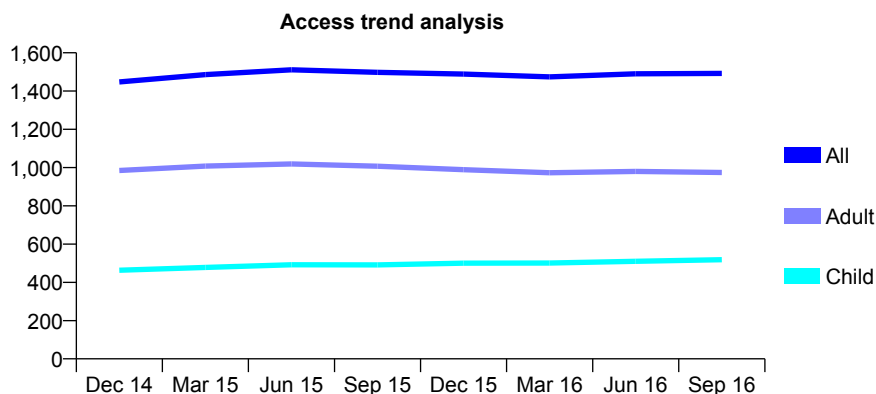
Q62 - Vital Signs At a Glance Contract Report for 273899/0001 - September 2016

Name or company name	MR A BECK
Contract type name	GDS Contract
Purpose of contract	General
Contract start date	01/04/2006
Contract end date	

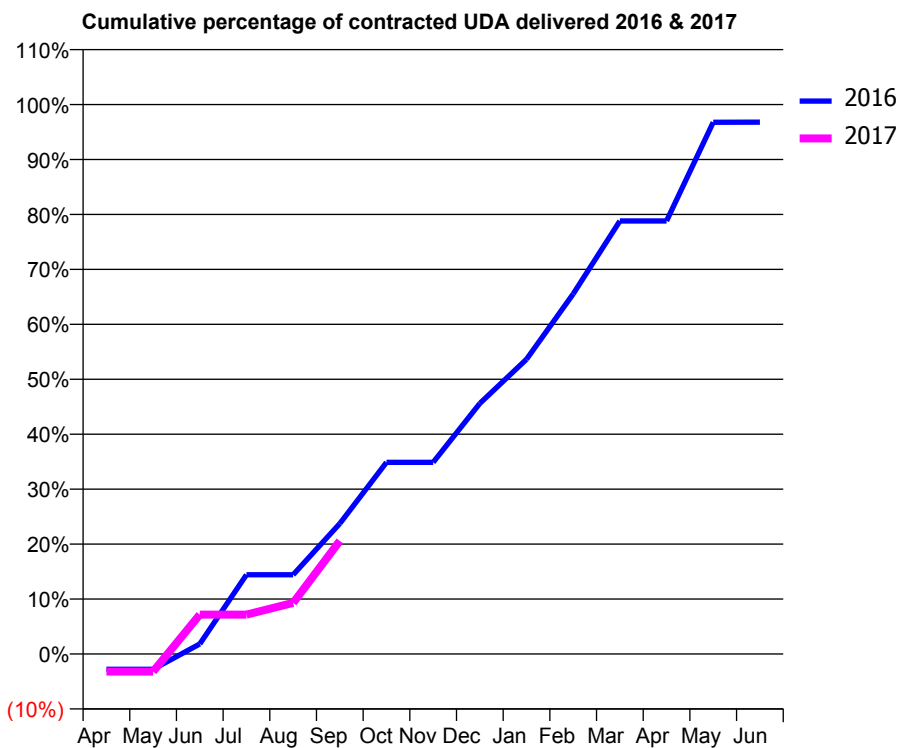
16/17 Contracted general activity (UDA)	4,437
Carry forward general activity (UDA)	143
16/17 Contracted orthodontic activity (UOA)	0
Carry forward orthodontic activity (UOA)	0
Baseline contract value	£127,422.59

ACCESS*

Patients seen in 24 months	Total	Change since previous quarter
Quarter ending September 2015	1,498	
Quarter ending December 2015	1,489	→
Quarter ending March 2016	1,474	↓
Quarter ending June 2016	1,490	→
Quarter ending September 2016	1,492	→
Variance since September 2015	(0.4%)	→



ACTIVITY



Month	Adjusted Scheduled Activity (UDA)	
	2016	2017
April	-124	-143
May	-124	-143
June	81	318
July	641	318
August	641	412
September	1,054	913
October	1,547	
November	1,547	
December	2,023	
January	2,380	
February	2,908	
March	3,496	
April	3,496	
May	4,293	
June	4,294	

QUALITY

	Quantity	Base Number	Contract	AT	Region	England
% of FP17s for the same patient ID Re-attending within 3 months - Children	4	232	1.7%	9.9%	11.8%	12.4%
% of FP17s for the same patient ID Re-attending within 3 months - Adults	44	448	9.8%	16.0%	17.1%	16.7%
% of FP17s for the same patient ID Re-attending between 3 & 9 months - Children	138	232	59.5%	45.4%	45.8%	57.4%
% of FP17s for the same patient ID Re-attending between 3 & 9 months - Adults	203	448	45.3%	37.0%	37.6%	50.5%
% of FP17s for Band 1 Urgent Courses	43	500	8.6%	11.0%	10.6%	9.1%
% of FP17s Relating to Free Repair or Replacements	0	500	0.0%	0.6%	0.6%	0.8%
% of FP17s Relating to Continuations	2	500	0.4%	0.7%	0.9%	1.3%
% of Patients satisfied with the dentistry they have received	3	5	N/A	90.9%	90.2%	93.2%
% of Patients satisfied with the time they had to wait for an appointment	1	5	N/A	83.8%	83.8%	89.0%

* This is based on patients treated on this contract for their most recent course of treatment. Figures in italics indicate the base number of FP17s or Patient Questionnaire responses are less than 100. N/A is shown where the base number of responses is less than 10 during the period. % is calculated as Quantity/Base number*100

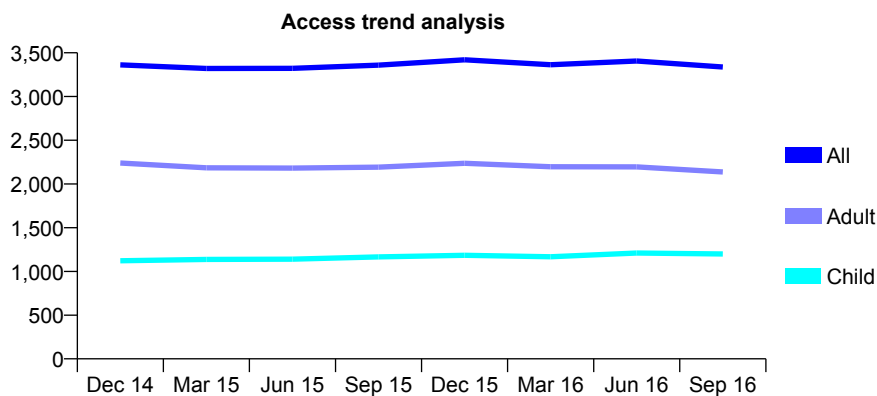
Q62 - Vital Signs At a Glance Contract Report for 277126/0001 - September 2016

Name or company name	Mr Tilak Patel
Contract type name	GDS Contract
Purpose of contract	General
Contract start date	10/04/2007
Contract end date	

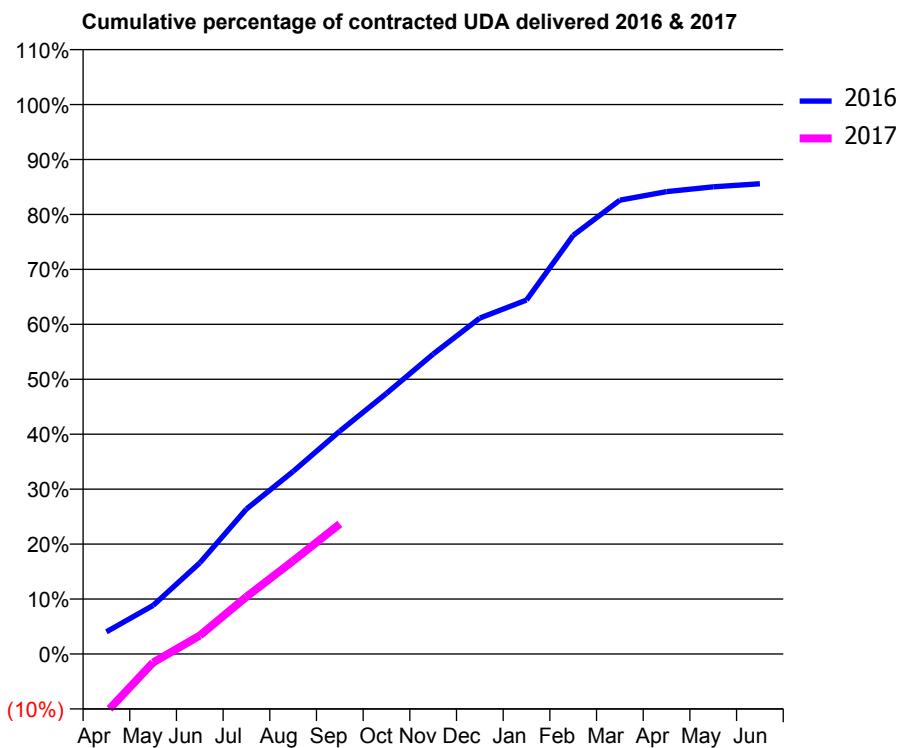
16/17 Contracted general activity (UDA)	9,877
Carry forward general activity (UDA)	1,368
16/17 Contracted orthodontic activity (UOA)	0
Carry forward orthodontic activity (UOA)	0
Baseline contract value	£250,033.96

ACCESS*

Patients seen in 24 months	Total	Change since previous quarter
Quarter ending September 2015	3,359	
Quarter ending December 2015	3,420	→
Quarter ending March 2016	3,364	↓
Quarter ending June 2016	3,406	→
Quarter ending September 2016	3,337	↓
Variance since September 2015	(0.7%)	→



ACTIVITY



Month	Adjusted Scheduled Activity (UDA)	
	2016	2017
April	384	-1,050
May	839	-155
June	1,574	332
July	2,504	1,030
August	3,151	1,674
September	3,847	2,338
October	4,497	
November	5,177	
December	5,798	
January	6,109	
February	7,226	
March	7,833	
April	7,978	
May	8,061	
June	8,115	

QUALITY

	Quantity	Base Number	Contract	AT	Region	England
% of FP17s for the same patient ID Re-attending within 3 months - Children	40	673	5.9%	9.9%	11.8%	12.4%
% of FP17s for the same patient ID Re-attending within 3 months - Adults	144	1,021	14.1%	16.0%	17.1%	16.7%
% of FP17s for the same patient ID Re-attending between 3 & 9 months - Children	200	673	29.7%	45.4%	45.8%	57.4%
% of FP17s for the same patient ID Re-attending between 3 & 9 months - Adults	231	1,021	22.6%	37.0%	37.6%	50.5%
% of FP17s for Band 1 Urgent Courses	217	1,610	13.5%	11.0%	10.6%	9.1%
% of FP17s Relating to Free Repair or Replacements	1	1,610	0.1%	0.6%	0.6%	0.8%
% of FP17s Relating to Continuations	4	1,610	0.2%	0.7%	0.9%	1.3%
% of Patients satisfied with the dentistry they have received	4	4	N/A	90.9%	90.2%	93.2%
% of Patients satisfied with the time they had to wait for an appointment	4	4	N/A	83.8%	83.8%	89.0%

* This is based on patients treated on this contract for their most recent course of treatment. Figures in italics indicate the base number of FP17s or Patient Questionnaire responses are less than 100. N/A is shown where the base number of responses is less than 10 during the period. % is calculated as Quantity/Base number*100

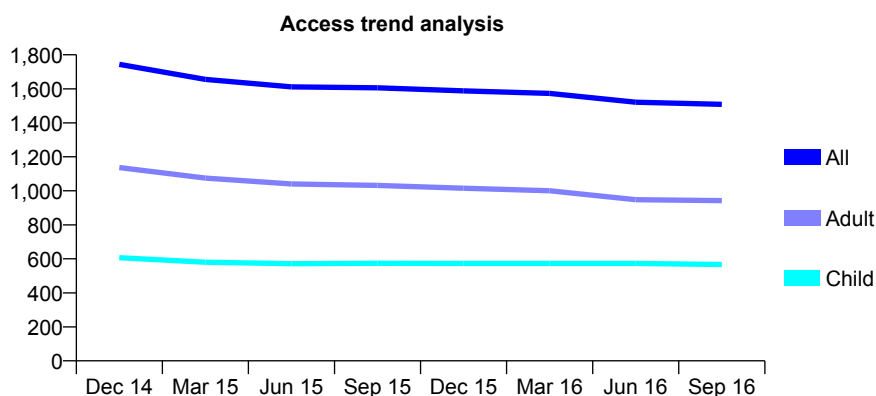
Q62 - Vital Signs At a Glance Contract Report for 279978/0001 - September 2016

Name or company name	MR AG PAUL
Contract type name	GDS Contract
Purpose of contract	General
Contract start date	01/02/2010
Contract end date	

16/17 Contracted general activity (UDA)	4,325
Carry forward general activity (UDA)	146
16/17 Contracted orthodontic activity (UOA)	0
Carry forward orthodontic activity (UOA)	0
Baseline contract value	£139,574.13

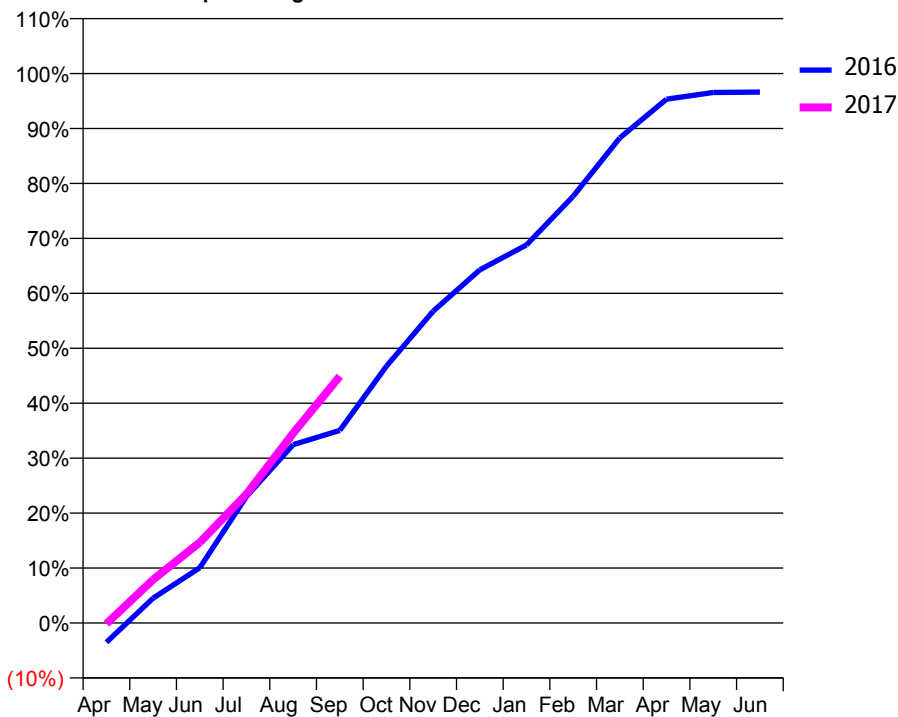
ACCESS*

Patients seen in 24 months	Total	Change since previous quarter
Quarter ending September 2015	1,606	
Quarter ending December 2015	1,588	↓
Quarter ending March 2016	1,573	→
Quarter ending June 2016	1,521	↓
Quarter ending September 2016	1,509	→
Variance since September 2015	(6.0%)	↓



ACTIVITY

Cumulative percentage of contracted UDA delivered 2016 & 2017



Month	Adjusted Scheduled Activity (UDA)	
	2016	2017
April	-153	-7
May	196	342
June	435	635
July	995	1,014
August	1,404	1,494
September	1,516	1,942
October	2,022	
November	2,454	
December	2,780	
January	2,976	
February	3,359	
March	3,819	
April	4,123	
May	4,176	
June	4,179	

QUALITY

	Quantity	Base Number	Contract	AT	Region	England
% of FP17s for the same patient ID Re-attending within 3 months - Children	66	519	12.7%	9.9%	11.8%	12.4%
% of FP17s for the same patient ID Re-attending within 3 months - Adults	72	565	12.7%	16.0%	17.1%	16.7%
% of FP17s for the same patient ID Re-attending between 3 & 9 months - Children	346	519	66.7%	45.4%	45.8%	57.4%
% of FP17s for the same patient ID Re-attending between 3 & 9 months - Adults	286	565	50.6%	37.0%	37.6%	50.5%
% of FP17s for Band 1 Urgent Courses	83	952	8.7%	11.0%	10.6%	9.1%
% of FP17s Relating to Free Repair or Replacements	1	952	0.1%	0.6%	0.6%	0.8%
% of FP17s Relating to Continuations	0	952	0.0%	0.7%	0.9%	1.3%
% of Patients satisfied with the dentistry they have received	1	1	N/A	90.9%	90.2%	93.2%
% of Patients satisfied with the time they had to wait for an appointment	1	1	N/A	83.8%	83.8%	89.0%

* This is based on patients treated on this contract for their most recent course of treatment. Figures in italics indicate the base number of FP17s or Patient Questionnaire responses are less than 100. N/A is shown where the base number of responses is less than 10 during the period. % is calculated as Quantity/Base number*100

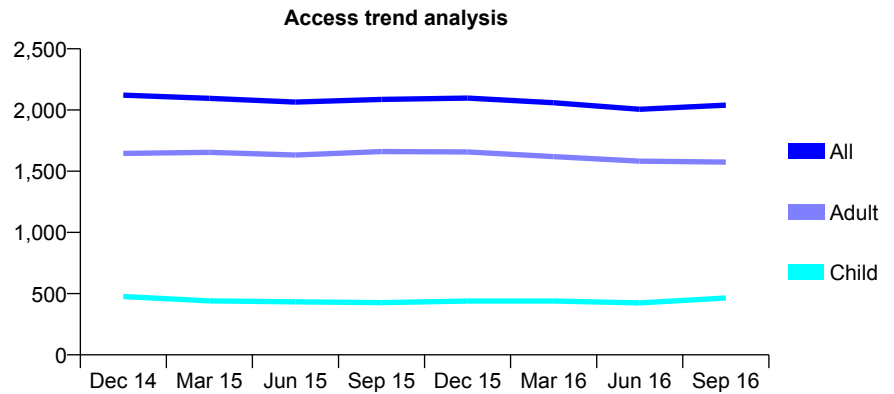
Q62 - Vital Signs At a Glance Contract Report for 283460/0001 - September 2016

Name or company name	MR S KAMYAB
Contract type name	GDS Contract
Purpose of contract	General
Contract start date	26/11/2007
Contract end date	

16/17 Contracted general activity (UDA)	8,675
Carry forward general activity (UDA)	278
16/17 Contracted orthodontic activity (UOA)	0
Carry forward orthodontic activity (UOA)	0
Baseline contract value	£224,117.06

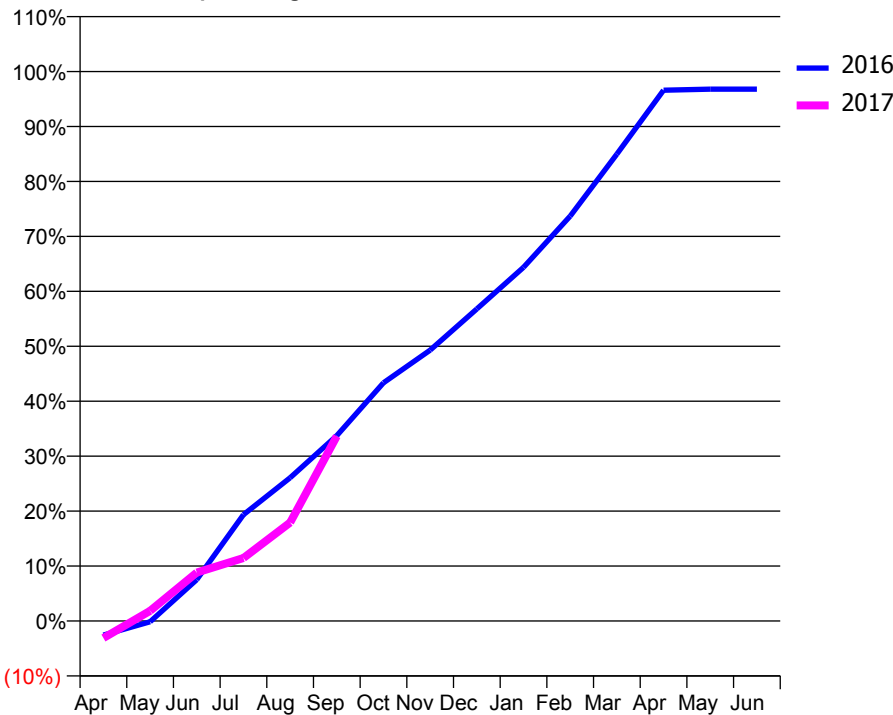
ACCESS*

Patients seen in 24 months	Total	Change since previous quarter
Quarter ending September 2015	2,087	
Quarter ending December 2015	2,097	→
Quarter ending March 2016	2,059	↓
Quarter ending June 2016	2,006	↓
Quarter ending September 2016	2,040	→
Variance since September 2015	(2.3%)	↓



ACTIVITY

Cumulative percentage of contracted UDA delivered 2016 & 2017



Month	Adjusted Scheduled Activity (UDA)	
	2016	2017
April	-225	-271
May	-13	161
June	655	766
July	1,679	995
August	2,262	1,554
September	2,928	2,918
October	3,760	
November	4,277	
December	4,926	
January	5,585	
February	6,392	
March	7,372	
April	8,380	
May	8,396	
June	8,397	

QUALITY

	Quantity	Base Number	Contract	AT	Region	England
% of FP17s for the same patient ID Re-attending within 3 months - Children	4	235	1.7%	9.9%	11.8%	12.4%
% of FP17s for the same patient ID Re-attending within 3 months - Adults	44	763	5.8%	16.0%	17.1%	16.7%
% of FP17s for the same patient ID Re-attending between 3 & 9 months - Children	28	235	11.9%	45.4%	45.8%	57.4%
% of FP17s for the same patient ID Re-attending between 3 & 9 months - Adults	115	763	15.1%	37.0%	37.6%	50.5%
% of FP17s for Band 1 Urgent Courses	87	799	10.9%	11.0%	10.6%	9.1%
% of FP17s Relating to Free Repair or Replacements	1	799	0.1%	0.6%	0.6%	0.8%
% of FP17s Relating to Continuations	2	799	0.3%	0.7%	0.9%	1.3%
% of Patients satisfied with the dentistry they have received	4	4	N/A	90.9%	90.2%	93.2%
% of Patients satisfied with the time they had to wait for an appointment	4	4	N/A	83.8%	83.8%	89.0%

* This is based on patients treated on this contract for their most recent course of treatment. Figures in italics indicate the base number of FP17s or Patient Questionnaire responses are less than 100. N/A is shown where the base number of responses is less than 10 during the period. % is calculated as Quantity/Base number*100

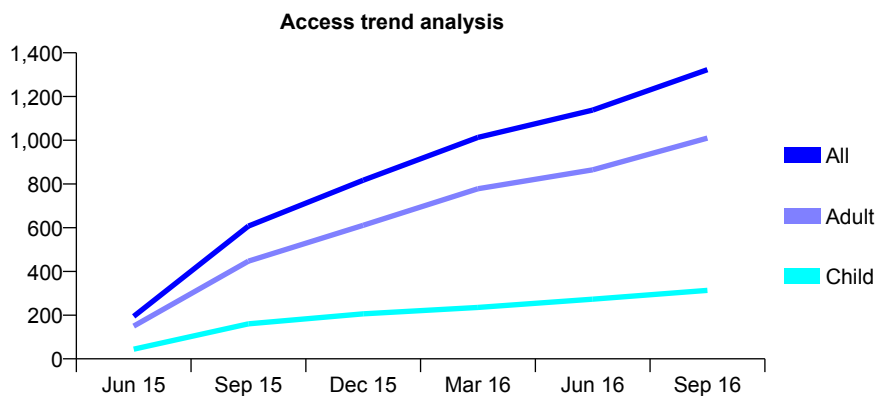
Q62 - Vital Signs At a Glance Contract Report for 283460/0008 - September 2016

Name or company name	MR S KAMYAB
Contract type name	GDS Contract
Purpose of contract	General
Contract start date	01/04/2015
Contract end date	

16/17 Contracted general activity (UDA)	6,200
Carry forward general activity (UDA)	9
16/17 Contracted orthodontic activity (UOA)	0
Carry forward orthodontic activity (UOA)	0
Baseline contract value	£154,770.67

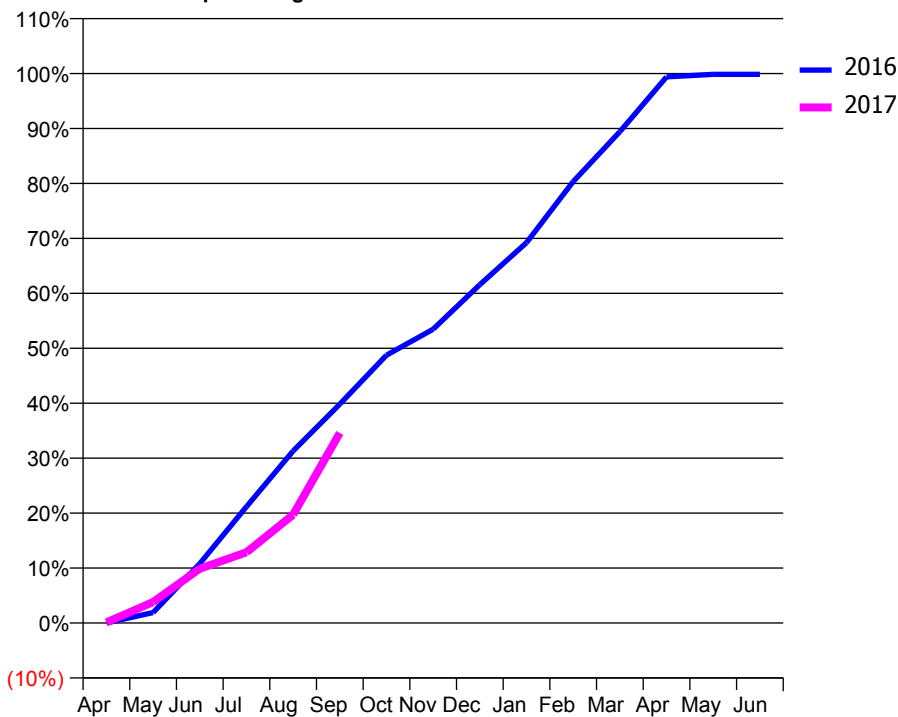
ACCESS*

Patients seen in 24 months	Total	Change since previous quarter
Quarter ending September 2015	607	
Quarter ending December 2015	817	↑
Quarter ending March 2016	1,013	↑
Quarter ending June 2016	1,138	↑
Quarter ending September 2016	1,323	↑
Variance since September 2015	118.0%	↑



ACTIVITY

Cumulative percentage of contracted UDA delivered 2016 & 2017



Adjusted Scheduled Activity (UDA)

Month	2016	2017
April	0	7
May	117	236
June	671	613
July	1,313	798
August	1,941	1,223
September	2,470	2,145
October	3,022	
November	3,316	
December	3,817	
January	4,292	
February	4,981	
March	5,543	
April	6,162	
May	6,191	
June	6,191	

QUALITY

	Quantity	Base Number	Contract	AT	Region	England
% of FP17s for the same patient ID Re-attending within 3 months - Children	7	192	3.6%	9.9%	11.8%	12.4%
% of FP17s for the same patient ID Re-attending within 3 months - Adults	28	644	4.3%	16.0%	17.1%	16.7%
% of FP17s for the same patient ID Re-attending between 3 & 9 months - Children	21	192	10.9%	45.4%	45.8%	57.4%
% of FP17s for the same patient ID Re-attending between 3 & 9 months - Adults	71	644	11.0%	37.0%	37.6%	50.5%
% of FP17s for Band 1 Urgent Courses	117	657	17.8%	11.0%	10.6%	9.1%
% of FP17s Relating to Free Repair or Replacements	3	657	0.5%	0.6%	0.6%	0.8%
% of FP17s Relating to Continuations	4	657	0.6%	0.7%	0.9%	1.3%
% of Patients satisfied with the dentistry they have received	2	3	N/A	90.9%	90.2%	93.2%
% of Patients satisfied with the time they had to wait for an appointment	3	3	N/A	83.8%	83.8%	89.0%

* This is based on patients treated on this contract for their most recent course of treatment. Figures in italics indicate the base number of FP17s or Patient Questionnaire responses are less than 100. N/A is shown where the base number of responses is less than 10 during the period. % is calculated as Quantity/Base number*100

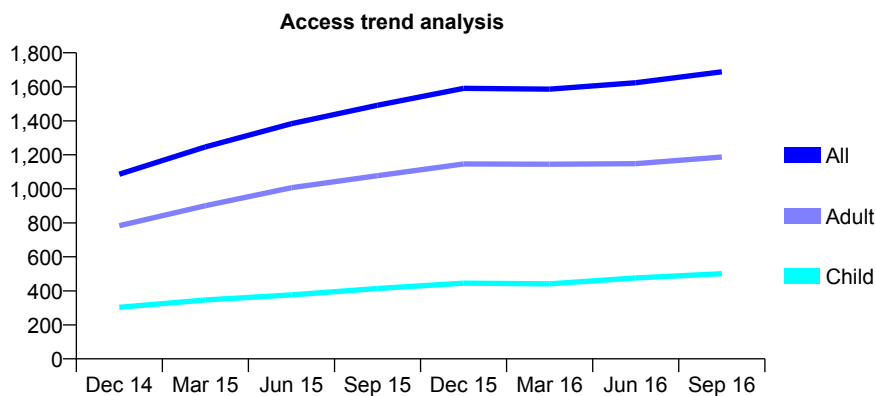
Q62 - Vital Signs At a Glance Contract Report for 295655/0001 - September 2016

Name or company name	MRS P BABATAHERI
Contract type name	GDS Contract
Purpose of contract	General
Contract start date	01/09/2013
Contract end date	

16/17 Contracted general activity (UDA)	4,112
Carry forward general activity (UDA)	-21
16/17 Contracted orthodontic activity (UOA)	0
Carry forward orthodontic activity (UOA)	0
Baseline contract value	£106,275.68

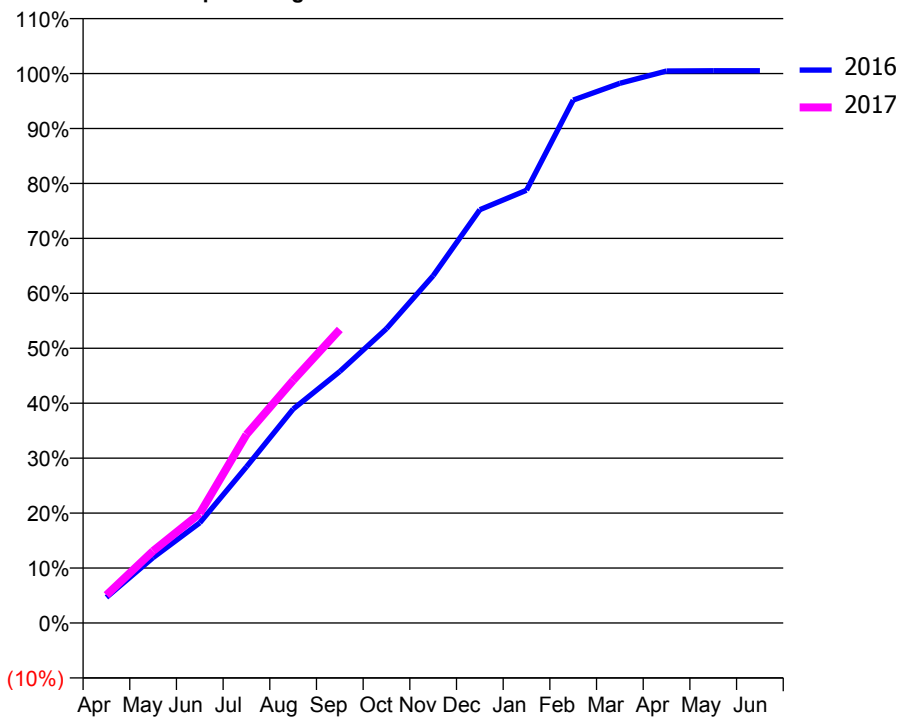
ACCESS*

Patients seen in 24 months	Total	Change since previous quarter
Quarter ending September 2015	1,491	
Quarter ending December 2015	1,591	↑
Quarter ending March 2016	1,586	→
Quarter ending June 2016	1,624	↑
Quarter ending September 2016	1,688	↑
Variance since September 2015	13.2%	↑



ACTIVITY

Cumulative percentage of contracted UDA delivered 2016 & 2017



Adjusted Scheduled Activity (UDA)

Month	2016	2017
April	192	209
May	489	540
June	750	820
July	1,169	1,410
August	1,601	1,815
September	1,882	2,196
October	2,202	
November	2,599	
December	3,093	
January	3,239	
February	3,913	
March	4,038	
April	4,131	
May	4,133	
June	4,133	

QUALITY

	Quantity	Base Number	Contract	AT	Region	England
% of FP17s for the same patient ID Re-attending within 3 months - Children	21	332	6.3%	9.9%	11.8%	12.4%
% of FP17s for the same patient ID Re-attending within 3 months - Adults	61	636	9.6%	16.0%	17.1%	16.7%
% of FP17s for the same patient ID Re-attending between 3 & 9 months - Children	138	332	41.6%	45.4%	45.8%	57.4%
% of FP17s for the same patient ID Re-attending between 3 & 9 months - Adults	219	636	34.4%	37.0%	37.6%	50.5%
% of FP17s for Band 1 Urgent Courses	77	925	8.3%	11.0%	10.6%	9.1%
% of FP17s Relating to Free Repair or Replacements	1	925	0.1%	0.6%	0.6%	0.8%
% of FP17s Relating to Continuations	6	925	0.6%	0.7%	0.9%	1.3%
% of Patients satisfied with the dentistry they have received	2	2	N/A	90.9%	90.2%	93.2%
% of Patients satisfied with the time they had to wait for an appointment	2	2	N/A	83.8%	83.8%	89.0%

* This is based on patients treated on this contract for their most recent course of treatment. Figures in italics indicate the base number of FP17s or Patient Questionnaire responses are less than 100. N/A is shown where the base number of responses is less than 10 during the period. % is calculated as Quantity/Base number*100

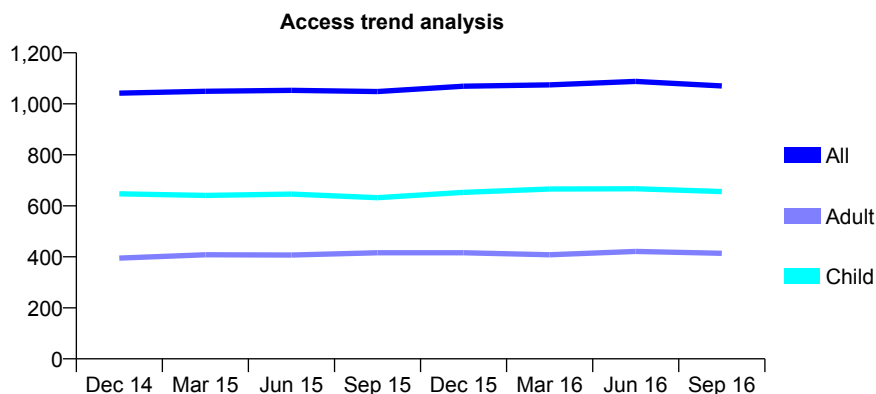
Q62 - Vital Signs At a Glance Contract Report for 300217/0002 - September 2016

Name or company name	MR SS LAWSON
Contract type name	GDS Contract
Purpose of contract	General
Contract start date	05/06/2011
Contract end date	

16/17 Contracted general activity (UDA)	2,192
Carry forward general activity (UDA)	-5
16/17 Contracted orthodontic activity (UOA)	0
Carry forward orthodontic activity (UOA)	0
Baseline contract value	£55,331.18

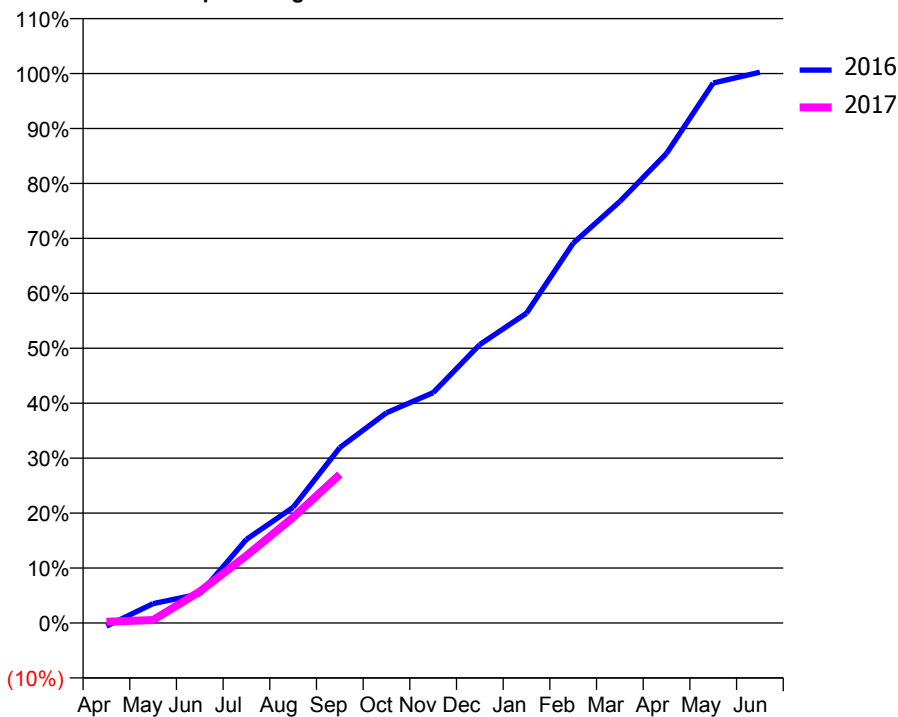
ACCESS*

Patients seen in 24 months	Total	Change since previous quarter
Quarter ending September 2015	1,048	
Quarter ending December 2015	1,069	↑
Quarter ending March 2016	1,074	→
Quarter ending June 2016	1,088	→
Quarter ending September 2016	1,070	↓
Variance since September 2015	2.1%	↑



ACTIVITY

Cumulative percentage of contracted UDA delivered 2016 & 2017



Month	Adjusted Scheduled Activity (UDA)	
	2016	2017
April	-13	5
May	78	12
June	116	126
July	334	269
August	461	421
September	700	593
October	839	
November	919	
December	1,111	
January	1,236	
February	1,515	
March	1,682	
April	1,873	
May	2,154	
June	2,197	

QUALITY

	Quantity	Base Number	Contract	AT	Region	England
% of FP17s for the same patient ID Re-attending within 3 months - Children	24	433	5.5%	9.9%	11.8%	12.4%
% of FP17s for the same patient ID Re-attending within 3 months - Adults	29	188	15.4%	16.0%	17.1%	16.7%
% of FP17s for the same patient ID Re-attending between 3 & 9 months - Children	248	433	57.3%	45.4%	45.8%	57.4%
% of FP17s for the same patient ID Re-attending between 3 & 9 months - Adults	81	188	43.1%	37.0%	37.6%	50.5%
% of FP17s for Band 1 Urgent Courses	33	379	8.7%	11.0%	10.6%	9.1%
% of FP17s Relating to Free Repair or Replacements	0	379	0.0%	0.6%	0.6%	0.8%
% of FP17s Relating to Continuations	0	379	0.0%	0.7%	0.9%	1.3%
% of Patients satisfied with the dentistry they have received	2	2	N/A	90.9%	90.2%	93.2%
% of Patients satisfied with the time they had to wait for an appointment	2	2	N/A	83.8%	83.8%	89.0%

* This is based on patients treated on this contract for their most recent course of treatment. Figures in italics indicate the base number of FP17s or Patient Questionnaire responses are less than 100. N/A is shown where the base number of responses is less than 10 during the period. % is calculated as Quantity/Base number*100

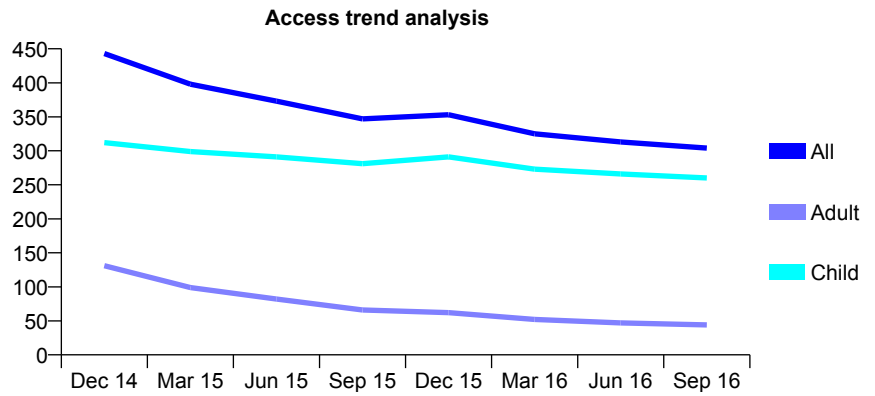
Q62 - Vital Signs At a Glance Contract Report for 306339/0001 - September 2016

Name or company name	MR P VOHRA
Contract type name	GDS Contract
Purpose of contract	General
Contract start date	01/04/2006
Contract end date	

16/17 Contracted general activity (UDA)	369
Carry forward general activity (UDA)	-7
16/17 Contracted orthodontic activity (UOA)	0
Carry forward orthodontic activity (UOA)	0
Baseline contract value	£8,389.40

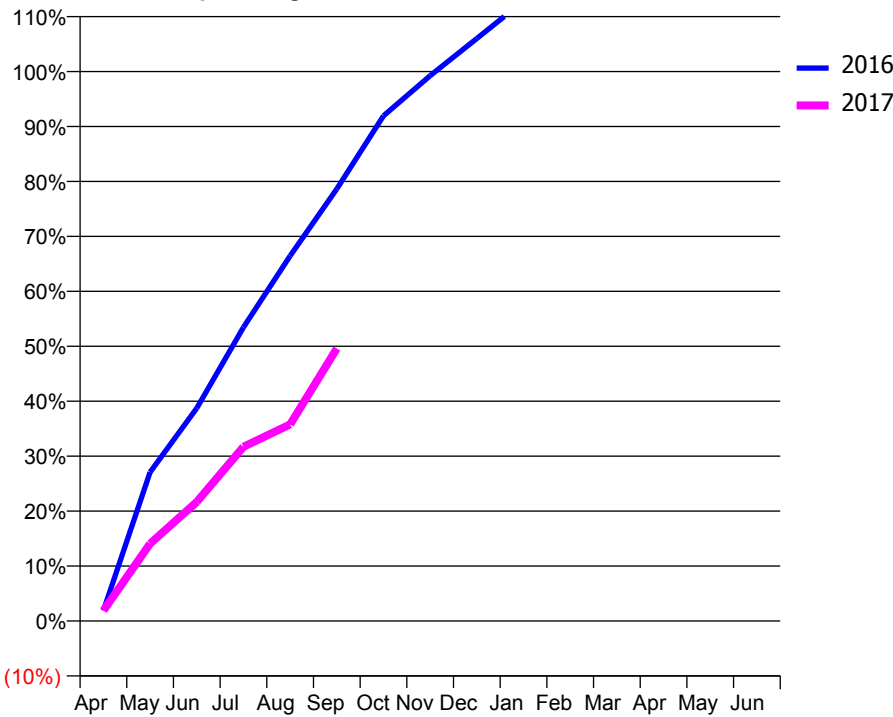
ACCESS*

Patients seen in 24 months	Total	Change since previous quarter
Quarter ending September 2015	347	
Quarter ending December 2015	353	→
Quarter ending March 2016	325	↓
Quarter ending June 2016	313	↓
Quarter ending September 2016	304	↓
Variance since September 2015	(12.4%)	↓



ACTIVITY

Cumulative percentage of contracted UDA delivered 2016 & 2017



Month	Adjusted Scheduled Activity (UDA)	
	2016	2017
April	7	7
May	100	52
June	143	80
July	197	117
August	245	132
September	290	183
October	339	
November	366	
December	391	
January	416	
February	420	
March	420	
April	420	
May	420	
June	420	

QUALITY

	Quantity	Base Number	Contract	AT	Region	England
% of FP17s for the same patient ID Re-attending within 3 months - Children	1	93	1.1%	9.9%	11.8%	12.4%
% of FP17s for the same patient ID Re-attending within 3 months - Adults	0	10	0.0%	16.0%	17.1%	16.7%
% of FP17s for the same patient ID Re-attending between 3 & 9 months - Children	24	93	25.8%	45.4%	45.8%	57.4%
% of FP17s for the same patient ID Re-attending between 3 & 9 months - Adults	1	10	10.0%	37.0%	37.6%	50.5%
% of FP17s for Band 1 Urgent Courses	0	102	0.0%	11.0%	10.6%	9.1%
% of FP17s Relating to Free Repair or Replacements	0	102	0.0%	0.6%	0.6%	0.8%
% of FP17s Relating to Continuations	0	102	0.0%	0.7%	0.9%	1.3%
% of Patients satisfied with the dentistry they have received	0	0	N/A	90.9%	90.2%	93.2%
% of Patients satisfied with the time they had to wait for an appointment	0	0	N/A	83.8%	83.8%	89.0%

* This is based on patients treated on this contract for their most recent course of treatment. Figures in italics indicate the base number of FP17s or Patient Questionnaire responses are less than 100. N/A is shown where the base number of responses is less than 10 during the period. % is calculated as Quantity/Base number*100

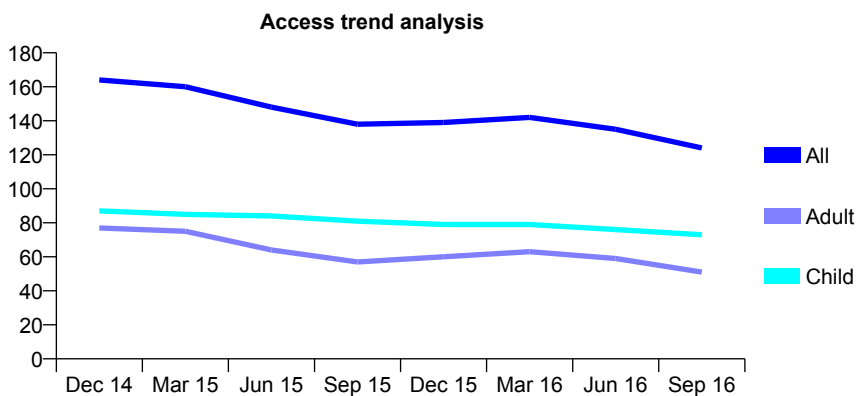
Q62 - Vital Signs At a Glance Contract Report for 318787/0001 - September 2016

Name or company name	MR PJ LASKOWSKI
Contract type name	GDS Contract
Purpose of contract	General
Contract start date	01/04/2006
Contract end date	

16/17 Contracted general activity (UDA)	697
Carry forward general activity (UDA)	0
16/17 Contracted orthodontic activity (UOA)	0
Carry forward orthodontic activity (UOA)	0
Baseline contract value	£19,843.35

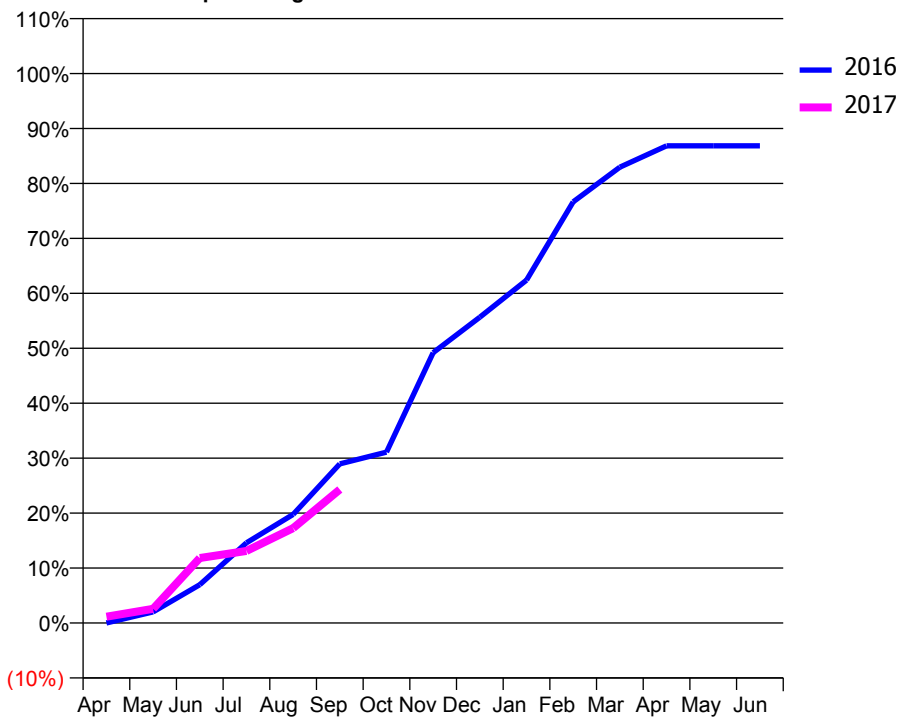
ACCESS*

Patients seen in 24 months	Total	Change since previous quarter
Quarter ending September 2015	138	
Quarter ending December 2015	139	→
Quarter ending March 2016	142	↑
Quarter ending June 2016	135	↓
Quarter ending September 2016	124	↓
Variance since September 2015	(10.1%)	↓



ACTIVITY

Cumulative percentage of contracted UDA delivered 2016 & 2017



Month	Adjusted Scheduled Activity (UDA)	
	2016	2017
April	0	8
May	14	18
June	49	82
July	102	91
August	138	120
September	202	169
October	217	
November	343	
December	388	
January	435	
February	534	
March	578	
April	605	
May	605	
June	605	

QUALITY

	Quantity	Base Number	Contract	AT	Region	England
% of FP17s for the same patient ID Re-attending within 3 months - Children	4	46	8.7%	9.9%	11.8%	12.4%
% of FP17s for the same patient ID Re-attending within 3 months - Adults	4	32	12.5%	16.0%	17.1%	16.7%
% of FP17s for the same patient ID Re-attending between 3 & 9 months - Children	32	46	69.6%	45.4%	45.8%	57.4%
% of FP17s for the same patient ID Re-attending between 3 & 9 months - Adults	25	32	78.1%	37.0%	37.6%	50.5%
% of FP17s for Band 1 Urgent Courses	2	70	2.9%	11.0%	10.6%	9.1%
% of FP17s Relating to Free Repair or Replacements	0	70	0.0%	0.6%	0.6%	0.8%
% of FP17s Relating to Continuations	2	70	2.9%	0.7%	0.9%	1.3%
% of Patients satisfied with the dentistry they have received	0	0	N/A	90.9%	90.2%	93.2%
% of Patients satisfied with the time they had to wait for an appointment	0	0	N/A	83.8%	83.8%	89.0%

* This is based on patients treated on this contract for their most recent course of treatment. Figures in italics indicate the base number of FP17s or Patient Questionnaire responses are less than 100. N/A is shown where the base number of responses is less than 10 during the period. % is calculated as Quantity/Base number*100

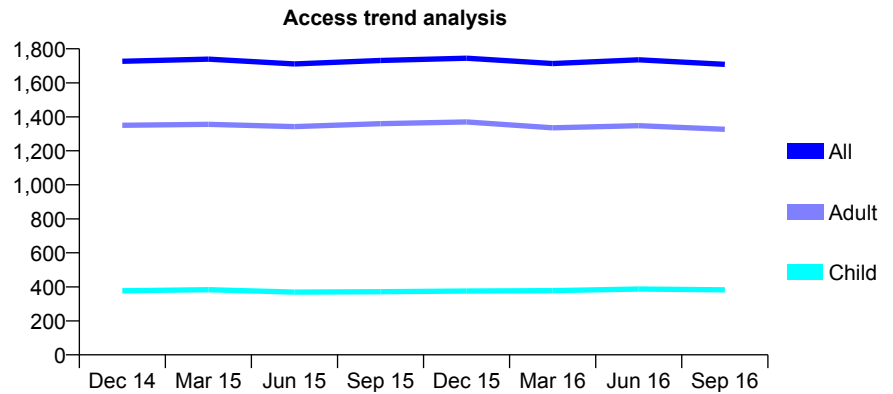
Q62 - Vital Signs At a Glance Contract Report for 321419/0001 - September 2016

Name or company name	MR MA AMIN
Contract type name	GDS Contract
Purpose of contract	General
Contract start date	01/04/2006
Contract end date	

16/17 Contracted general activity (UDA)	4,402
Carry forward general activity (UDA)	0
16/17 Contracted orthodontic activity (UOA)	0
Carry forward orthodontic activity (UOA)	0
Baseline contract value	£125,467.08

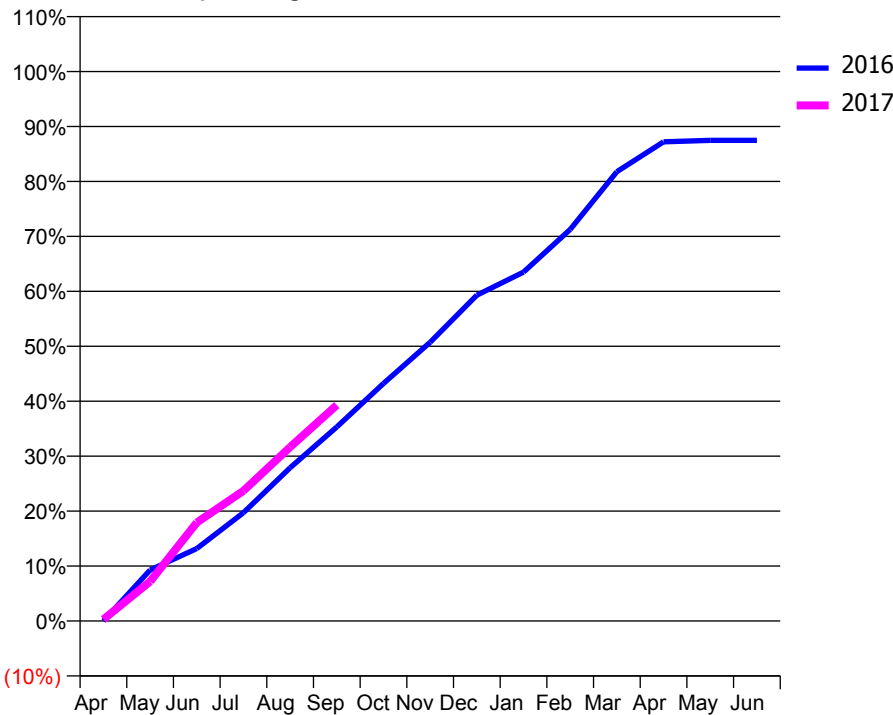
ACCESS*

Patients seen in 24 months	Total	Change since previous quarter
Quarter ending September 2015	1,731	
Quarter ending December 2015	1,745	→
Quarter ending March 2016	1,713	↓
Quarter ending June 2016	1,735	→
Quarter ending September 2016	1,709	↓
Variance since September 2015	(1.3%)	↓



ACTIVITY

Cumulative percentage of contracted UDA delivered 2016 & 2017



Month	Adjusted Scheduled Activity (UDA)	
	2016	2017
April	0	13
May	409	317
June	580	789
July	868	1,044
August	1,228	1,393
September	1,555	1,730
October	1,903	
November	2,234	
December	2,610	
January	2,795	
February	3,137	
March	3,600	
April	3,838	
May	3,850	
June	3,850	

QUALITY

	Quantity	Base Number	Contract	AT	Region	England
% of FP17s for the same patient ID Re-attending within 3 months - Children	8	241	3.3%	9.9%	11.8%	12.4%
% of FP17s for the same patient ID Re-attending within 3 months - Adults	17	641	2.7%	16.0%	17.1%	16.7%
% of FP17s for the same patient ID Re-attending between 3 & 9 months - Children	102	241	42.3%	45.4%	45.8%	57.4%
% of FP17s for the same patient ID Re-attending between 3 & 9 months - Adults	239	641	37.3%	37.0%	37.6%	50.5%
% of FP17s for Band 1 Urgent Courses	36	796	4.5%	11.0%	10.6%	9.1%
% of FP17s Relating to Free Repair or Replacements	0	796	0.0%	0.6%	0.6%	0.8%
% of FP17s Relating to Continuations	2	796	0.3%	0.7%	0.9%	1.3%
% of Patients satisfied with the dentistry they have received	1	1	N/A	90.9%	90.2%	93.2%
% of Patients satisfied with the time they had to wait for an appointment	0	1	N/A	83.8%	83.8%	89.0%

* This is based on patients treated on this contract for their most recent course of treatment. Figures in italics indicate the base number of FP17s or Patient Questionnaire responses are less than 100. N/A is shown where the base number of responses is less than 10 during the period. % is calculated as Quantity/Base number*100

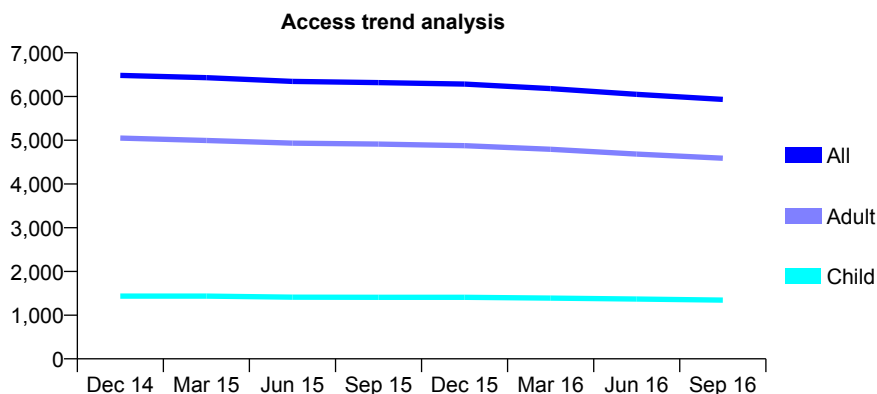
Q62 - Vital Signs At a Glance Contract Report for 322008/0001 - September 2016

Name or company name	MR D SHAH
Contract type name	GDS Contract
Purpose of contract	General
Contract start date	01/04/2006
Contract end date	

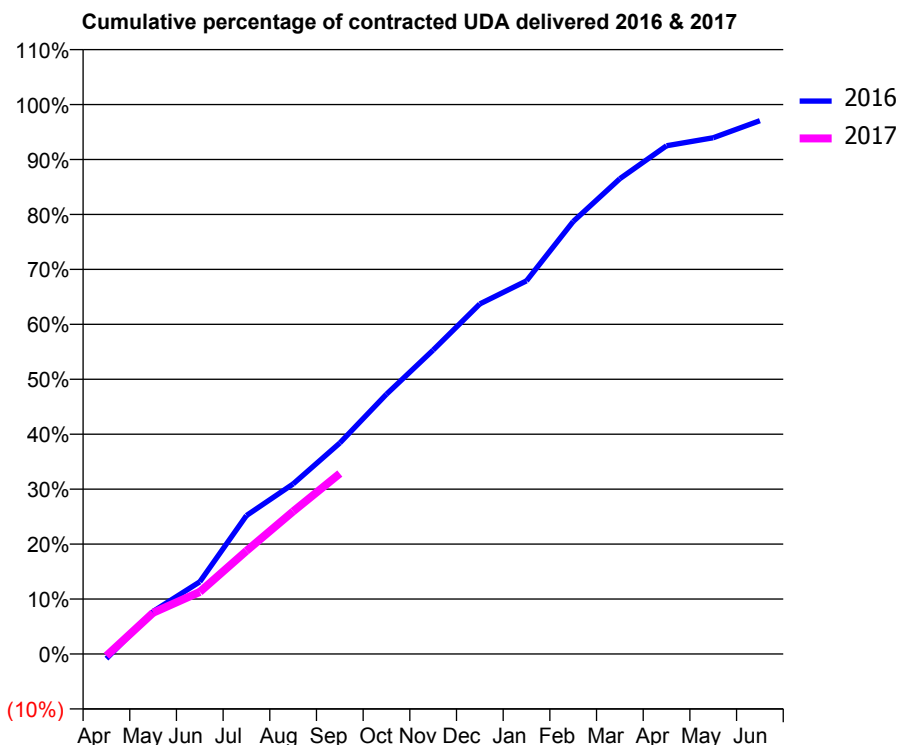
16/17 Contracted general activity (UDA)	22,527
Carry forward general activity (UDA)	322
16/17 Contracted orthodontic activity (UOA)	0
Carry forward orthodontic activity (UOA)	0
Baseline contract value	£668,590.96

ACCESS*

Patients seen in 24 months	Total	Change since previous quarter
Quarter ending September 2015	6,319	
Quarter ending December 2015	6,285	→
Quarter ending March 2016	6,182	↓
Quarter ending June 2016	6,051	↓
Quarter ending September 2016	5,933	↓
Variance since September 2015	(6.1%)	↓



ACTIVITY



Month	Adjusted Scheduled Activity (UDA)	
	2016	2017
April	-193	-79
May	1,747	1,691
June	2,958	2,547
July	5,676	4,226
August	6,973	5,848
September	8,653	7,400
October	10,649	
November	12,461	
December	14,353	
January	15,299	
February	17,732	
March	19,488	
April	20,834	
May	21,166	
June	21,865	

QUALITY

	Quantity	Base Number	Contract	AT	Region	England
% of FP17s for the same patient ID Re-attending within 3 months - Children	46	671	6.9%	9.9%	11.8%	12.4%
% of FP17s for the same patient ID Re-attending within 3 months - Adults	319	2,096	15.2%	16.0%	17.1%	16.7%
% of FP17s for the same patient ID Re-attending between 3 & 9 months - Children	187	671	27.9%	45.4%	45.8%	57.4%
% of FP17s for the same patient ID Re-attending between 3 & 9 months - Adults	584	2,096	27.9%	37.0%	37.6%	50.5%
% of FP17s for Band 1 Urgent Courses	321	2,296	14.0%	11.0%	10.6%	9.1%
% of FP17s Relating to Free Repair or Replacements	33	2,296	1.4%	0.6%	0.6%	0.8%
% of FP17s Relating to Continuations	16	2,296	0.7%	0.7%	0.9%	1.3%
% of Patients satisfied with the dentistry they have received	6	6	N/A	90.9%	90.2%	93.2%
% of Patients satisfied with the time they had to wait for an appointment	4	6	N/A	83.8%	83.8%	89.0%

* This is based on patients treated on this contract for their most recent course of treatment. Figures in italics indicate the base number of FP17s or Patient Questionnaire responses are less than 100. N/A is shown where the base number of responses is less than 10 during the period. % is calculated as Quantity/Base number*100

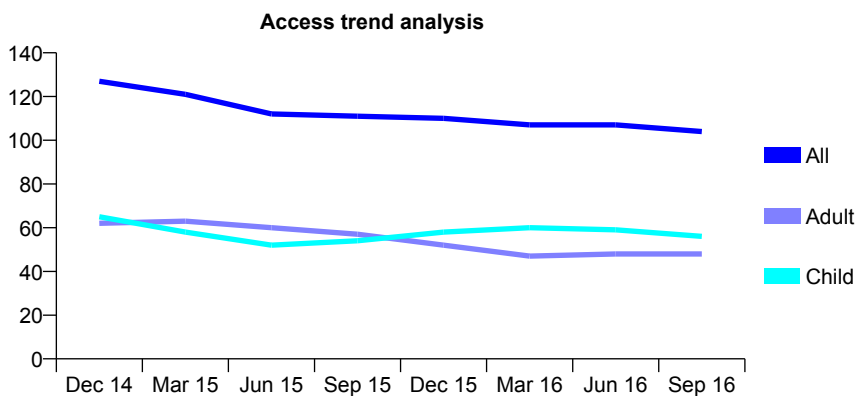
Q62 - Vital Signs At a Glance Contract Report for 323055/0001 - September 2016

Name or company name	MRS PA HARRIS
Contract type name	GDS Contract
Purpose of contract	General
Contract start date	01/04/2006
Contract end date	

16/17 Contracted general activity (UDA)	238
Carry forward general activity (UDA)	0
16/17 Contracted orthodontic activity (UOA)	0
Carry forward orthodontic activity (UOA)	0
Baseline contract value	£6,270.90

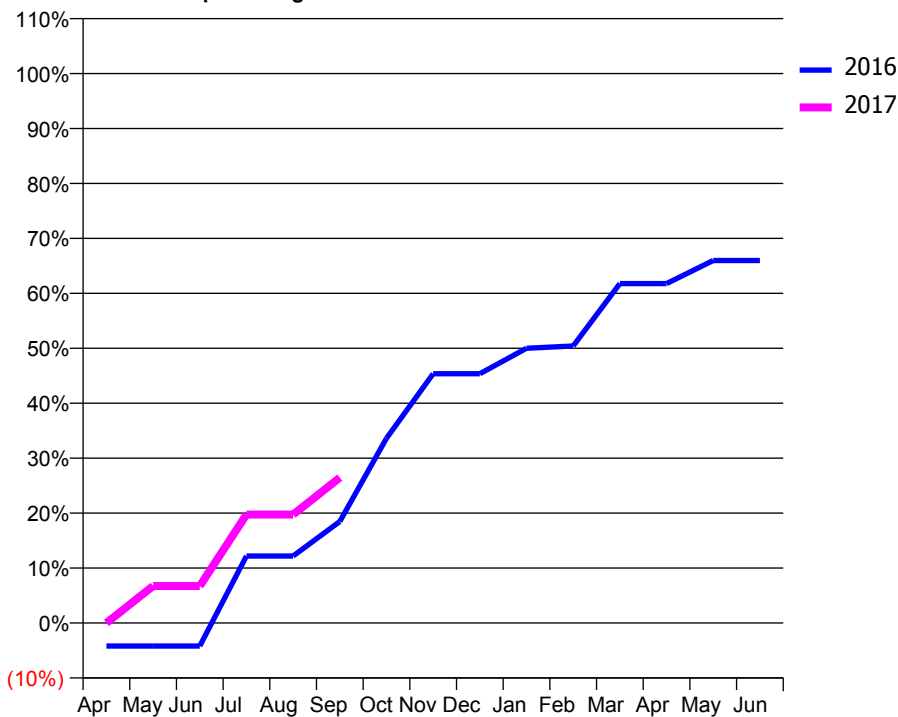
ACCESS*

Patients seen in 24 months	Total	Change since previous quarter
Quarter ending September 2015	111	
Quarter ending December 2015	110	→
Quarter ending March 2016	107	↓
Quarter ending June 2016	107	→
Quarter ending September 2016	104	↓
Variance since September 2015	(6.3%)	↓



ACTIVITY

Cumulative percentage of contracted UDA delivered 2016 & 2017



Adjusted Scheduled Activity (UDA)

Month	2016	2017
April	-10	0
May	-10	16
June	-10	16
July	29	47
August	29	47
September	44	63
October	80	
November	108	
December	108	
January	119	
February	120	
March	147	
April	147	
May	157	
June	157	

QUALITY

	Quantity	Base Number	Contract	AT	Region	England
% of FP17s for the same patient ID Re-attending within 3 months - Children	1	25	4.0%	9.9%	11.8%	12.4%
% of FP17s for the same patient ID Re-attending within 3 months - Adults	1	20	5.0%	16.0%	17.1%	16.7%
% of FP17s for the same patient ID Re-attending between 3 & 9 months - Children	13	25	52.0%	45.4%	45.8%	57.4%
% of FP17s for the same patient ID Re-attending between 3 & 9 months - Adults	6	20	30.0%	37.0%	37.6%	50.5%
% of FP17s for Band 1 Urgent Courses	0	38	0.0%	11.0%	10.6%	9.1%
% of FP17s Relating to Free Repair or Replacements	0	38	0.0%	0.6%	0.6%	0.8%
% of FP17s Relating to Continuations	0	38	0.0%	0.7%	0.9%	1.3%
% of Patients satisfied with the dentistry they have received	0	0	N/A	90.9%	90.2%	93.2%
% of Patients satisfied with the time they had to wait for an appointment	0	0	N/A	83.8%	83.8%	89.0%

* This is based on patients treated on this contract for their most recent course of treatment. Figures in italics indicate the base number of FP17s or Patient Questionnaire responses are less than 100. N/A is shown where the base number of responses is less than 10 during the period. % is calculated as Quantity/Base number*100

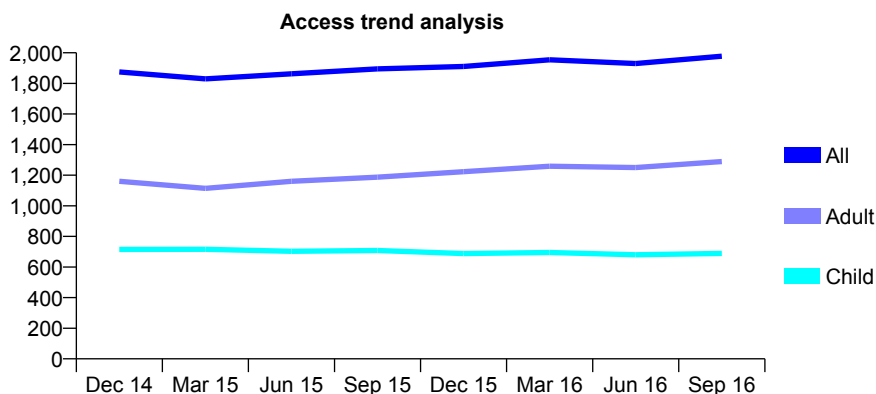
Q62 - Vital Signs At a Glance Contract Report for 323373/0001 - September 2016

Name or company name	MR GF HOLLIS
Contract type name	GDS Contract
Purpose of contract	General
Contract start date	01/04/2006
Contract end date	

16/17 Contracted general activity (UDA)	8,407
Carry forward general activity (UDA)	-113
16/17 Contracted orthodontic activity (UOA)	0
Carry forward orthodontic activity (UOA)	0
Baseline contract value	£217,687.72

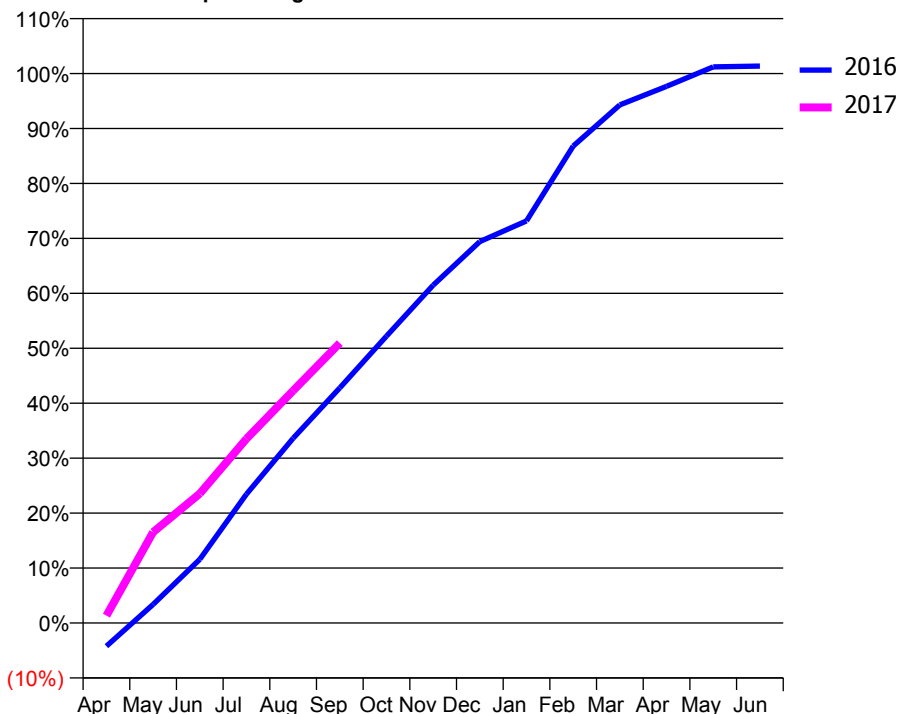
ACCESS*

Patients seen in 24 months	Total	Change since previous quarter
Quarter ending September 2015	1,895	
Quarter ending December 2015	1,911	→
Quarter ending March 2016	1,954	↑
Quarter ending June 2016	1,930	↓
Quarter ending September 2016	1,978	↑
Variance since September 2015	4.4%	↑



ACTIVITY

Cumulative percentage of contracted UDA delivered 2016 & 2017



Month	Adjusted Scheduled Activity (UDA)	
	2016	2017
April	-355	114
May	286	1,391
June	974	1,979
July	1,973	2,819
August	2,827	3,554
September	3,598	4,284
October	4,390	
November	5,168	
December	5,836	
January	6,152	
February	7,296	
March	7,927	
April	8,211	
May	8,508	
June	8,520	

QUALITY

	Quantity	Base Number	Contract	AT	Region	England
% of FP17s for the same patient ID Re-attending within 3 months - Children	15	464	3.2%	9.9%	11.8%	12.4%
% of FP17s for the same patient ID Re-attending within 3 months - Adults	105	730	14.4%	16.0%	17.1%	16.7%
% of FP17s for the same patient ID Re-attending between 3 & 9 months - Children	258	464	55.6%	45.4%	45.8%	57.4%
% of FP17s for the same patient ID Re-attending between 3 & 9 months - Adults	372	730	51.0%	37.0%	37.6%	50.5%
% of FP17s for Band 1 Urgent Courses	50	1,081	4.6%	11.0%	10.6%	9.1%
% of FP17s Relating to Free Repair or Replacements	18	1,081	1.7%	0.6%	0.6%	0.8%
% of FP17s Relating to Continuations	3	1,081	0.3%	0.7%	0.9%	1.3%
% of Patients satisfied with the dentistry they have received	7	7	N/A	90.9%	90.2%	93.2%
% of Patients satisfied with the time they had to wait for an appointment	7	7	N/A	83.8%	83.8%	89.0%

* This is based on patients treated on this contract for their most recent course of treatment. Figures in italics indicate the base number of FP17s or Patient Questionnaire responses are less than 100. N/A is shown where the base number of responses is less than 10 during the period. % is calculated as Quantity/Base number*100

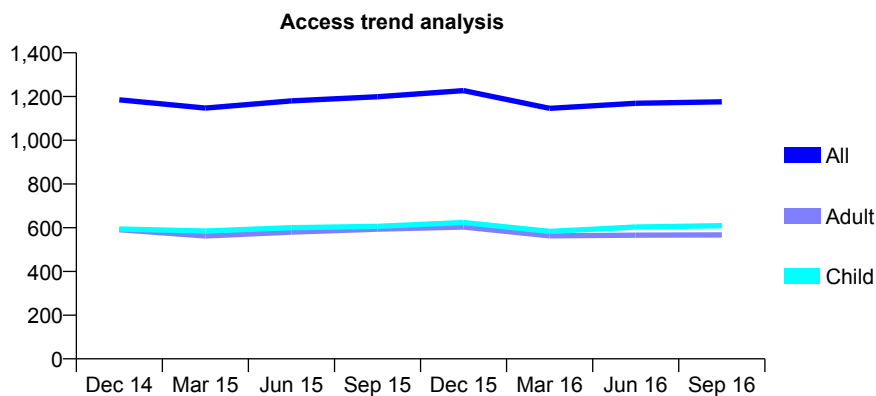
Q62 - Vital Signs At a Glance Contract Report for 325244/0002 - September 2016

Name or company name	MR RP SARAN
Contract type name	GDS Contract
Purpose of contract	General
Contract start date	01/04/2006
Contract end date	

16/17 Contracted general activity (UDA)	7,910
Carry forward general activity (UDA)	-158
16/17 Contracted orthodontic activity (UOA)	0
Carry forward orthodontic activity (UOA)	0
Baseline contract value	£240,381.49

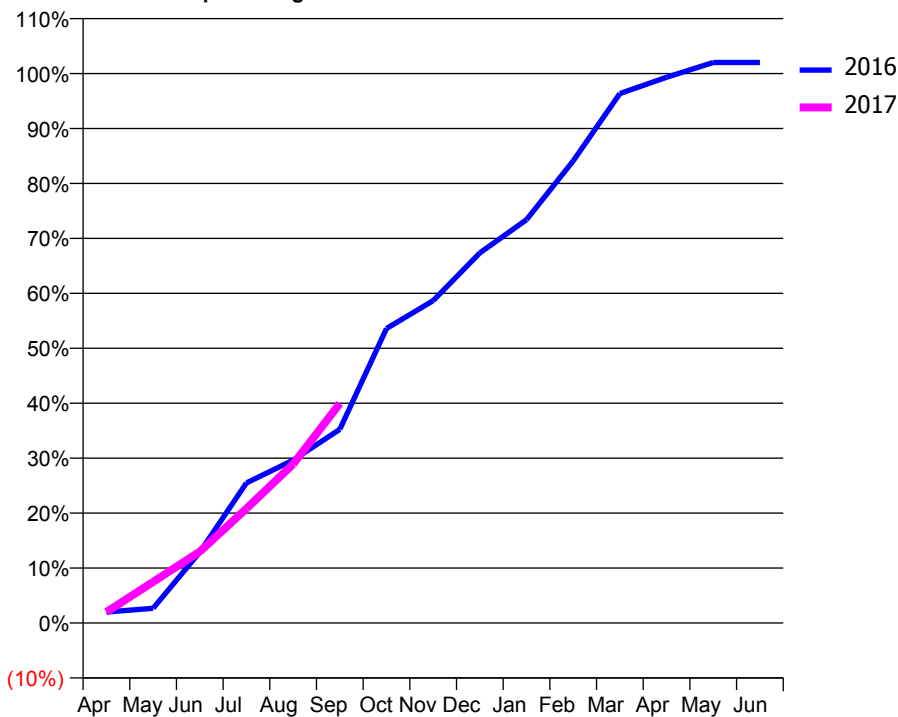
ACCESS*

Patients seen in 24 months	Total	Change since previous quarter
Quarter ending September 2015	1,199	
Quarter ending December 2015	1,227	↑
Quarter ending March 2016	1,146	↓
Quarter ending June 2016	1,169	↑
Quarter ending September 2016	1,176	→
Variance since September 2015	(1.9%)	↓



ACTIVITY

Cumulative percentage of contracted UDA delivered 2016 & 2017



Month	Adjusted Scheduled Activity (UDA)	
	2016	2017
April	158	158
May	212	592
June	1,019	1,028
July	2,016	1,647
August	2,344	2,286
September	2,788	3,161
October	4,240	
November	4,641	
December	5,328	
January	5,805	
February	6,653	
March	7,621	
April	7,856	
May	8,069	
June	8,069	

QUALITY

	Quantity	Base Number	Contract	AT	Region	England
% of FP17s for the same patient ID Re-attending within 3 months - Children	10	552	1.8%	9.9%	11.8%	12.4%
% of FP17s for the same patient ID Re-attending within 3 months - Adults	23	386	6.0%	16.0%	17.1%	16.7%
% of FP17s for the same patient ID Re-attending between 3 & 9 months - Children	386	552	69.9%	45.4%	45.8%	57.4%
% of FP17s for the same patient ID Re-attending between 3 & 9 months - Adults	263	386	68.1%	37.0%	37.6%	50.5%
% of FP17s for Band 1 Urgent Courses	25	800	3.1%	11.0%	10.6%	9.1%
% of FP17s Relating to Free Repair or Replacements	0	800	0.0%	0.6%	0.6%	0.8%
% of FP17s Relating to Continuations	0	800	0.0%	0.7%	0.9%	1.3%
% of Patients satisfied with the dentistry they have received	0	0	N/A	90.9%	90.2%	93.2%
% of Patients satisfied with the time they had to wait for an appointment	0	0	N/A	83.8%	83.8%	89.0%

* This is based on patients treated on this contract for their most recent course of treatment. Figures in italics indicate the base number of FP17s or Patient Questionnaire responses are less than 100. N/A is shown where the base number of responses is less than 10 during the period. % is calculated as Quantity/Base number*100

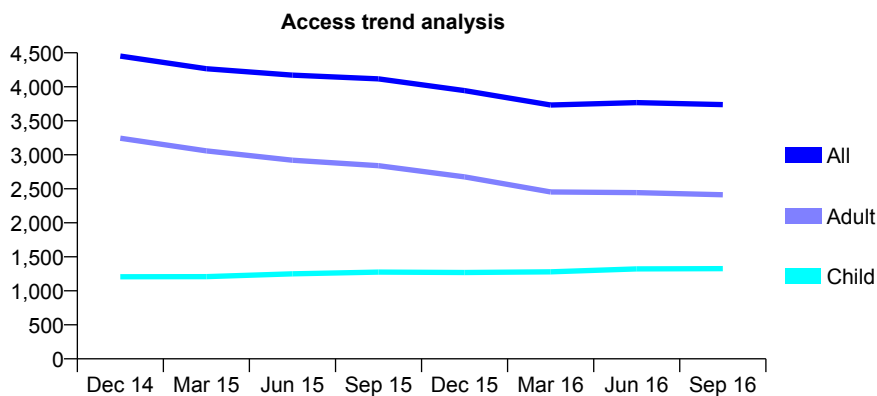
Q62 - Vital Signs At a Glance Contract Report for 327689/0001 - September 2016

Name or company name	MRS P WINAYAK
Contract type name	PDS Contract
Purpose of contract	General
Contract start date	01/04/2006
Contract end date	31/03/2017

16/17 Contracted general activity (UDA)	15,955
Carry forward general activity (UDA)	-319
16/17 Contracted orthodontic activity (UOA)	0
Carry forward orthodontic activity (UOA)	0
Baseline contract value	£478,445.40

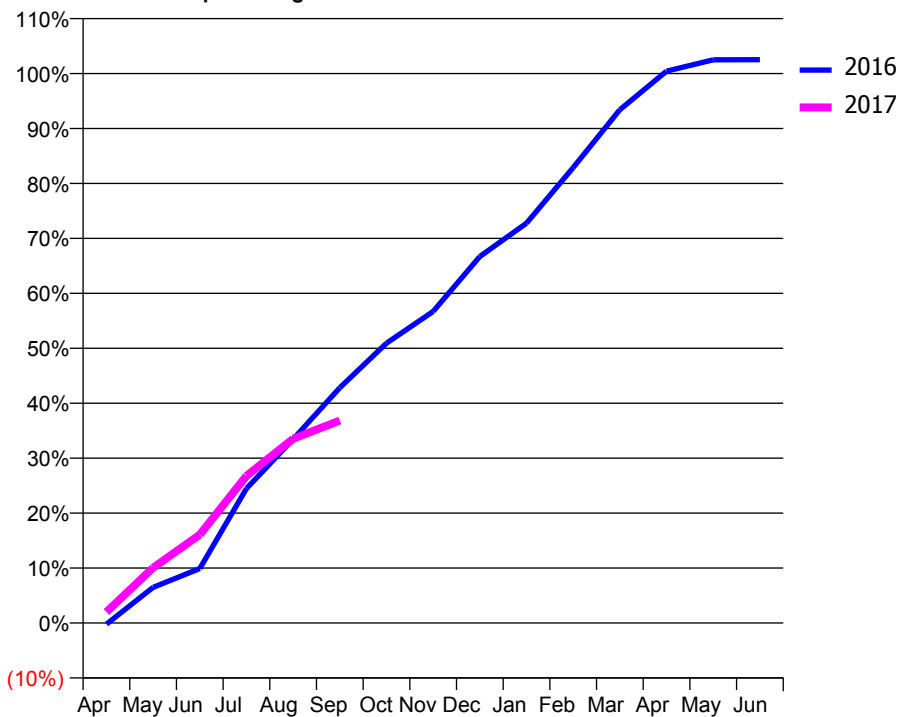
ACCESS*

Patients seen in 24 months	Total	Change since previous quarter
Quarter ending September 2015	4,116	
Quarter ending December 2015	3,945	↓
Quarter ending March 2016	3,733	↓
Quarter ending June 2016	3,767	→
Quarter ending September 2016	3,739	→
Variance since September 2015	(9.2%)	↓



ACTIVITY

Cumulative percentage of contracted UDA delivered 2016 & 2017



Adjusted Scheduled Activity (UDA)

Month	2016	2017
April	-38	319
May	1,035	1,605
June	1,580	2,564
July	3,906	4,273
August	5,337	5,349
September	6,831	5,880
October	8,125	
November	9,046	
December	10,643	
January	11,610	
February	13,225	
March	14,904	
April	16,022	
May	16,354	
June	16,356	

QUALITY

	Quantity	Base Number	Contract	AT	Region	England
% of FP17s for the same patient ID Re-attending within 3 months - Children	73	715	10.2%	9.9%	11.8%	12.4%
% of FP17s for the same patient ID Re-attending within 3 months - Adults	334	1,377	24.3%	16.0%	17.1%	16.7%
% of FP17s for the same patient ID Re-attending between 3 & 9 months - Children	240	715	33.6%	45.4%	45.8%	57.4%
% of FP17s for the same patient ID Re-attending between 3 & 9 months - Adults	409	1,377	29.7%	37.0%	37.6%	50.5%
% of FP17s for Band 1 Urgent Courses	298	1,671	17.8%	11.0%	10.6%	9.1%
% of FP17s Relating to Free Repair or Replacements	10	1,671	0.6%	0.6%	0.6%	0.8%
% of FP17s Relating to Continuations	10	1,671	0.6%	0.7%	0.9%	1.3%
% of Patients satisfied with the dentistry they have received	2	3	N/A	90.9%	90.2%	93.2%
% of Patients satisfied with the time they had to wait for an appointment	2	3	N/A	83.8%	83.8%	89.0%

* This is based on patients treated on this contract for their most recent course of treatment. Figures in italics indicate the base number of FP17s or Patient Questionnaire responses are less than 100. N/A is shown where the base number of responses is less than 10 during the period. % is calculated as Quantity/Base number*100

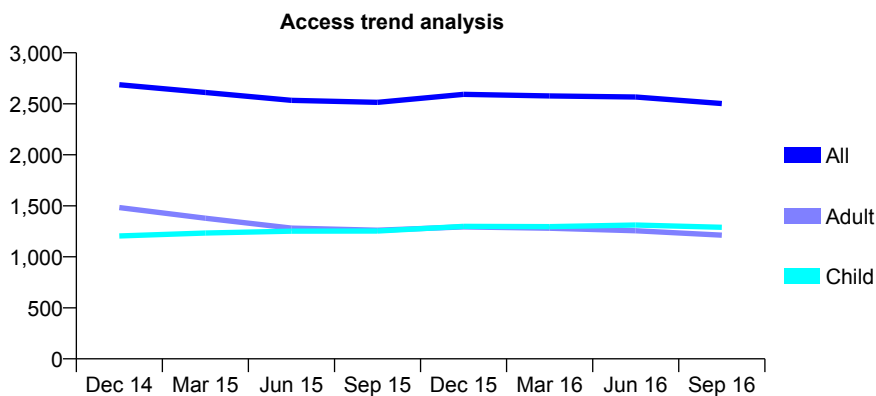
Q62 - Vital Signs At a Glance Contract Report for 327689/0002 - September 2016

Name or company name	MRS P WINAYAK
Contract type name	GDS Contract
Purpose of contract	General
Contract start date	01/04/2006
Contract end date	

16/17 Contracted general activity (UDA)	8,036
Carry forward general activity (UDA)	0
16/17 Contracted orthodontic activity (UOA)	0
Carry forward orthodontic activity (UOA)	0
Baseline contract value	£260,952.11

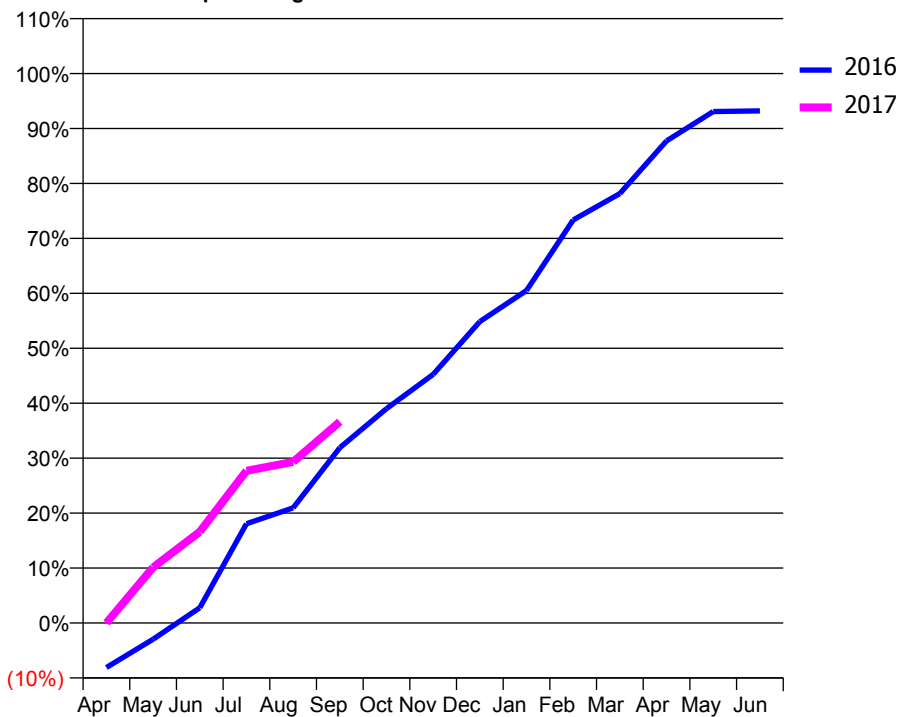
ACCESS*

Patients seen in 24 months	Total	Change since previous quarter
Quarter ending September 2015	2,514	
Quarter ending December 2015	2,593	↑
Quarter ending March 2016	2,577	→
Quarter ending June 2016	2,567	→
Quarter ending September 2016	2,502	↓
Variance since September 2015	(0.5%)	→



ACTIVITY

Cumulative percentage of contracted UDA delivered 2016 & 2017



Month	Adjusted Scheduled Activity (UDA)	
	2016	2017
April	-653	0
May	-239	813
June	223	1,336
July	1,453	2,226
August	1,683	2,357
September	2,563	2,944
October	3,136	
November	3,636	
December	4,407	
January	4,862	
February	5,895	
March	6,281	
April	7,051	
May	7,479	
June	7,489	

QUALITY

	Quantity	Base Number	Contract	AT	Region	England
% of FP17s for the same patient ID Re-attending within 3 months - Children	61	713	8.6%	9.9%	11.8%	12.4%
% of FP17s for the same patient ID Re-attending within 3 months - Adults	136	613	22.2%	16.0%	17.1%	16.7%
% of FP17s for the same patient ID Re-attending between 3 & 9 months - Children	281	713	39.4%	45.4%	45.8%	57.4%
% of FP17s for the same patient ID Re-attending between 3 & 9 months - Adults	166	613	27.1%	37.0%	37.6%	50.5%
% of FP17s for Band 1 Urgent Courses	96	989	9.7%	11.0%	10.6%	9.1%
% of FP17s Relating to Free Repair or Replacements	5	989	0.5%	0.6%	0.6%	0.8%
% of FP17s Relating to Continuations	4	989	0.4%	0.7%	0.9%	1.3%
% of Patients satisfied with the dentistry they have received	3	3	N/A	90.9%	90.2%	93.2%
% of Patients satisfied with the time they had to wait for an appointment	3	3	N/A	83.8%	83.8%	89.0%

* This is based on patients treated on this contract for their most recent course of treatment. Figures in italics indicate the base number of FP17s or Patient Questionnaire responses are less than 100. N/A is shown where the base number of responses is less than 10 during the period. % is calculated as Quantity/Base number*100

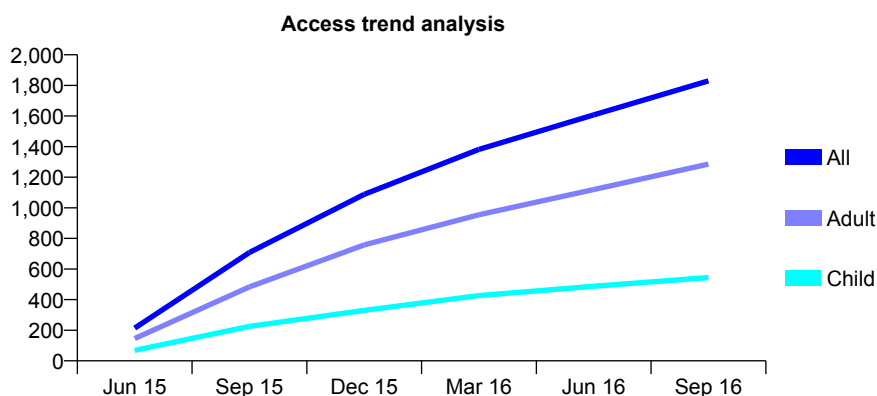
Q62 - Vital Signs At a Glance Contract Report for 328995/0002 - September 2016

Name or company name	MR I MOHAMMED
Contract type name	GDS Contract
Purpose of contract	General
Contract start date	01/04/2015
Contract end date	

16/17 Contracted general activity (UDA)	6,668
Carry forward general activity (UDA)	0
16/17 Contracted orthodontic activity (UOA)	0
Carry forward orthodontic activity (UOA)	0
Baseline contract value	£201,142.54

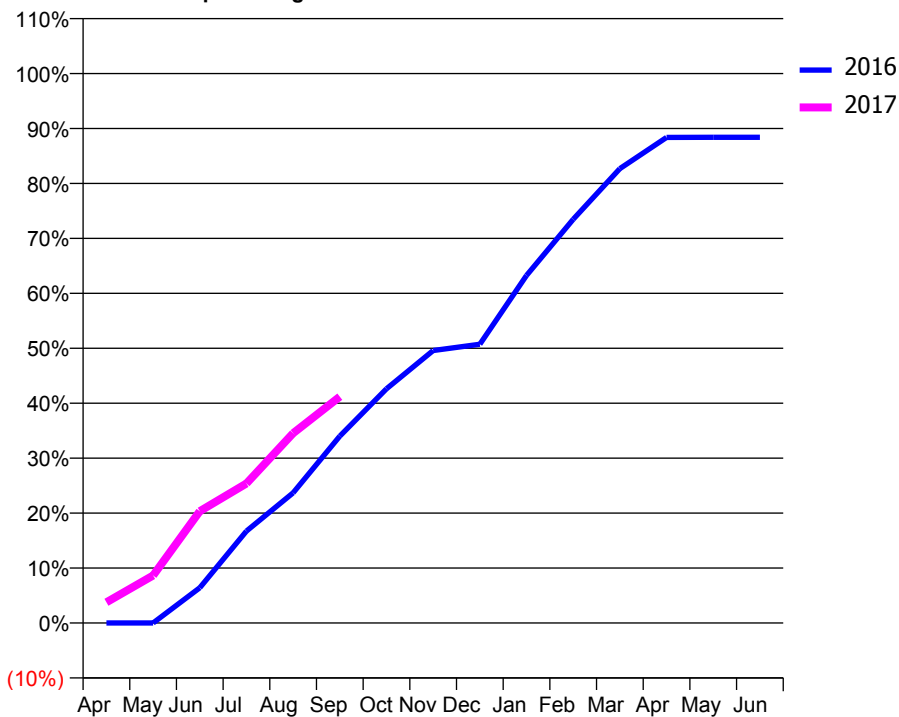
ACCESS*

Patients seen in 24 months	Total	Change since previous quarter
Quarter ending September 2015	708	
Quarter ending December 2015	1,088	↑
Quarter ending March 2016	1,382	↑
Quarter ending June 2016	1,607	↑
Quarter ending September 2016	1,830	↑
Variance since September 2015	158.5%	↑



ACTIVITY

Cumulative percentage of contracted UDA delivered 2016 & 2017



Adjusted Scheduled Activity (UDA)

Month	2016	2017
April	0	252
May	0	577
June	427	1,356
July	1,116	1,693
August	1,580	2,303
September	2,267	2,746
October	2,842	
November	3,306	
December	3,382	
January	4,217	
February	4,899	
March	5,514	
April	5,892	
May	5,894	
June	5,894	

QUALITY

	Quantity	Base Number	Contract	AT	Region	England
% of FP17s for the same patient ID Re-attending within 3 months - Children	23	271	8.5%	9.9%	11.8%	12.4%
% of FP17s for the same patient ID Re-attending within 3 months - Adults	64	638	10.0%	16.0%	17.1%	16.7%
% of FP17s for the same patient ID Re-attending between 3 & 9 months - Children	69	271	25.5%	45.4%	45.8%	57.4%
% of FP17s for the same patient ID Re-attending between 3 & 9 months - Adults	145	638	22.7%	37.0%	37.6%	50.5%
% of FP17s for Band 1 Urgent Courses	31	792	3.9%	11.0%	10.6%	9.1%
% of FP17s Relating to Free Repair or Replacements	2	792	0.3%	0.6%	0.6%	0.8%
% of FP17s Relating to Continuations	7	792	0.9%	0.7%	0.9%	1.3%
% of Patients satisfied with the dentistry they have received	5	5	N/A	90.9%	90.2%	93.2%
% of Patients satisfied with the time they had to wait for an appointment	4	5	N/A	83.8%	83.8%	89.0%

* This is based on patients treated on this contract for their most recent course of treatment. Figures in italics indicate the base number of FP17s or Patient Questionnaire responses are less than 100. N/A is shown where the base number of responses is less than 10 during the period. % is calculated as Quantity/Base number*100

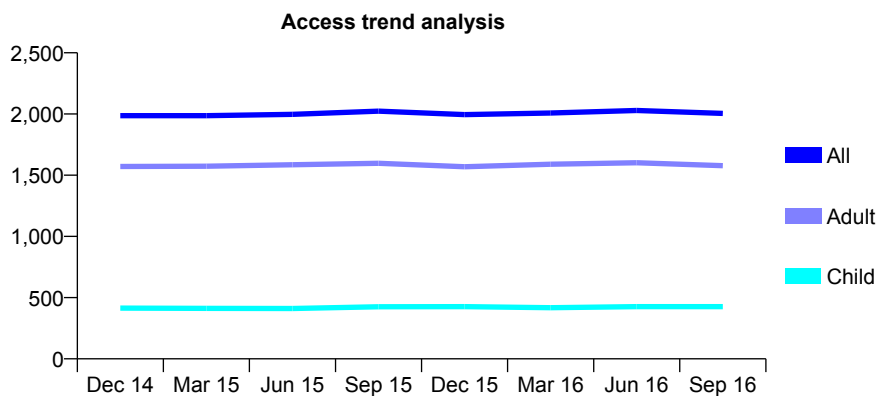
Q62 - Vital Signs At a Glance Contract Report for 331880/0001 - September 2016

Name or company name	MR NK PATEL
Contract type name	GDS Contract
Purpose of contract	General
Contract start date	01/04/2006
Contract end date	

16/17 Contracted general activity (UDA)	4,469
Carry forward general activity (UDA)	0
16/17 Contracted orthodontic activity (UOA)	0
Carry forward orthodontic activity (UOA)	0
Baseline contract value	£108,917.45

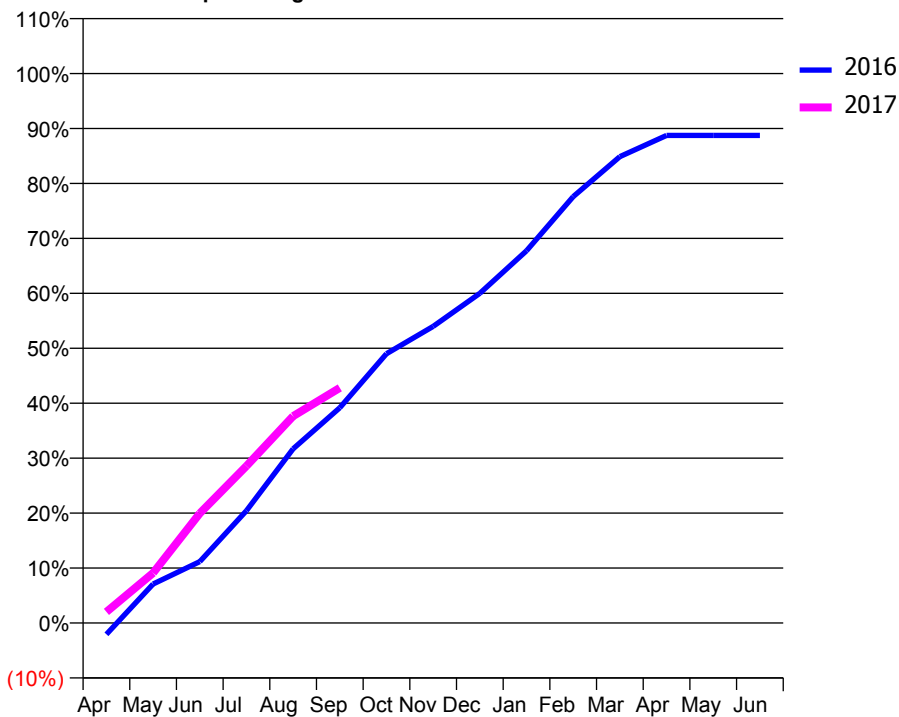
ACCESS*

Patients seen in 24 months	Total	Change since previous quarter
Quarter ending September 2015	2,023	
Quarter ending December 2015	1,995	↓
Quarter ending March 2016	2,008	→
Quarter ending June 2016	2,029	→
Quarter ending September 2016	2,005	↓
Variance since September 2015	(0.9%)	→



ACTIVITY

Cumulative percentage of contracted UDA delivered 2016 & 2017



Month	Adjusted Scheduled Activity (UDA)	
	2016	2017
April	-93	91
May	317	408
June	500	892
July	913	1,277
August	1,417	1,682
September	1,751	1,913
October	2,190	
November	2,413	
December	2,681	
January	3,028	
February	3,468	
March	3,793	
April	3,966	
May	3,966	
June	3,966	

QUALITY

	Quantity	Base Number	Contract	AT	Region	England
% of FP17s for the same patient ID Re-attending within 3 months - Children	7	225	3.1%	9.9%	11.8%	12.4%
% of FP17s for the same patient ID Re-attending within 3 months - Adults	22	709	3.1%	16.0%	17.1%	16.7%
% of FP17s for the same patient ID Re-attending between 3 & 9 months - Children	57	225	25.3%	45.4%	45.8%	57.4%
% of FP17s for the same patient ID Re-attending between 3 & 9 months - Adults	165	709	23.3%	37.0%	37.6%	50.5%
% of FP17s for Band 1 Urgent Courses	45	850	5.3%	11.0%	10.6%	9.1%
% of FP17s Relating to Free Repair or Replacements	0	850	0.0%	0.6%	0.6%	0.8%
% of FP17s Relating to Continuations	1	850	0.1%	0.7%	0.9%	1.3%
% of Patients satisfied with the dentistry they have received	1	1	N/A	90.9%	90.2%	93.2%
% of Patients satisfied with the time they had to wait for an appointment	1	1	N/A	83.8%	83.8%	89.0%

* This is based on patients treated on this contract for their most recent course of treatment. Figures in italics indicate the base number of FP17s or Patient Questionnaire responses are less than 100. N/A is shown where the base number of responses is less than 10 during the period. % is calculated as Quantity/Base number*100

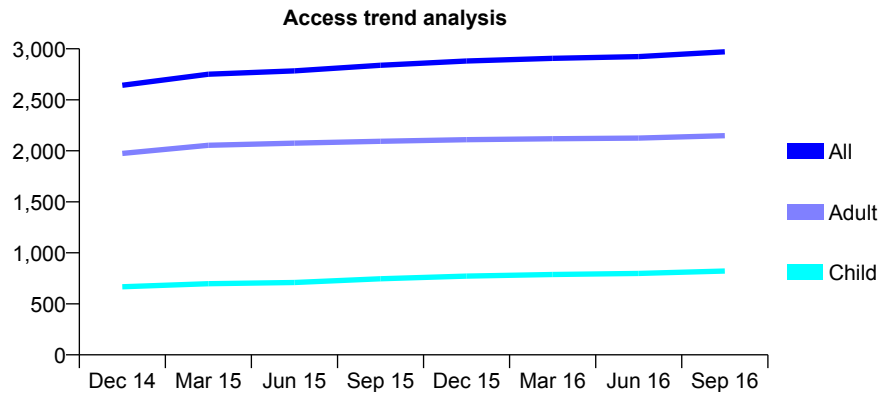
Q62 - Vital Signs At a Glance Contract Report for 333735/0002 - September 2016

Name or company name	MR H HASEN
Contract type name	GDS Contract
Purpose of contract	General
Contract start date	01/09/2010
Contract end date	

16/17 Contracted general activity (UDA)	8,914
Carry forward general activity (UDA)	0
16/17 Contracted orthodontic activity (UOA)	0
Carry forward orthodontic activity (UOA)	0
Baseline contract value	£238,533.65

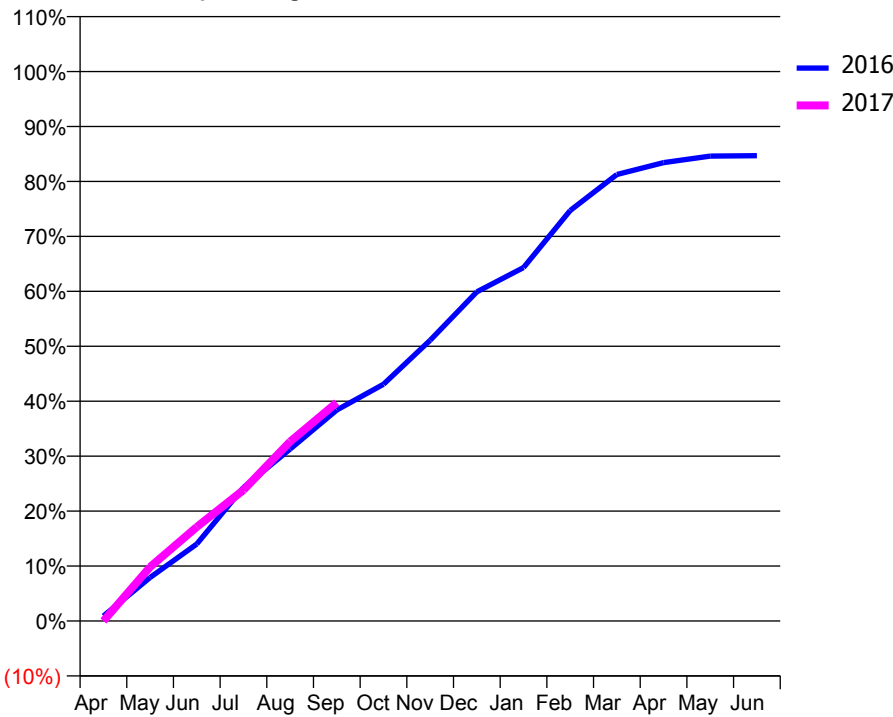
ACCESS*

Patients seen in 24 months	Total	Change since previous quarter
Quarter ending September 2015	2,839	
Quarter ending December 2015	2,881	→
Quarter ending March 2016	2,906	→
Quarter ending June 2016	2,923	→
Quarter ending September 2016	2,970	→
Variance since September 2015	4.6%	↑



ACTIVITY

Cumulative percentage of contracted UDA delivered 2016 & 2017



Month	Adjusted Scheduled Activity (UDA)	
	2016	2017
April	92	0
May	802	878
June	1,417	1,526
July	2,457	2,126
August	3,163	2,911
September	3,881	3,543
October	4,354	
November	5,164	
December	6,054	
January	6,500	
February	7,551	
March	8,215	
April	8,432	
May	8,553	
June	8,559	

QUALITY

	Quantity	Base Number	Contract	AT	Region	England
% of FP17s for the same patient ID Re-attending within 3 months - Children	42	511	8.2%	9.9%	11.8%	12.4%
% of FP17s for the same patient ID Re-attending within 3 months - Adults	130	1,075	12.1%	16.0%	17.1%	16.7%
% of FP17s for the same patient ID Re-attending between 3 & 9 months - Children	245	511	47.9%	45.4%	45.8%	57.4%
% of FP17s for the same patient ID Re-attending between 3 & 9 months - Adults	321	1,075	29.9%	37.0%	37.6%	50.5%
% of FP17s for Band 1 Urgent Courses	167	1,450	11.5%	11.0%	10.6%	9.1%
% of FP17s Relating to Free Repair or Replacements	11	1,450	0.8%	0.6%	0.6%	0.8%
% of FP17s Relating to Continuations	4	1,450	0.3%	0.7%	0.9%	1.3%
% of Patients satisfied with the dentistry they have received	10	11	90.9%	90.9%	90.2%	93.2%
% of Patients satisfied with the time they had to wait for an appointment	11	11	100.0%	83.8%	83.8%	89.0%

* This is based on patients treated on this contract for their most recent course of treatment. Figures in italics indicate the base number of FP17s or Patient Questionnaire responses are less than 100. N/A is shown where the base number of responses is less than 10 during the period. % is calculated as Quantity/Base number*100

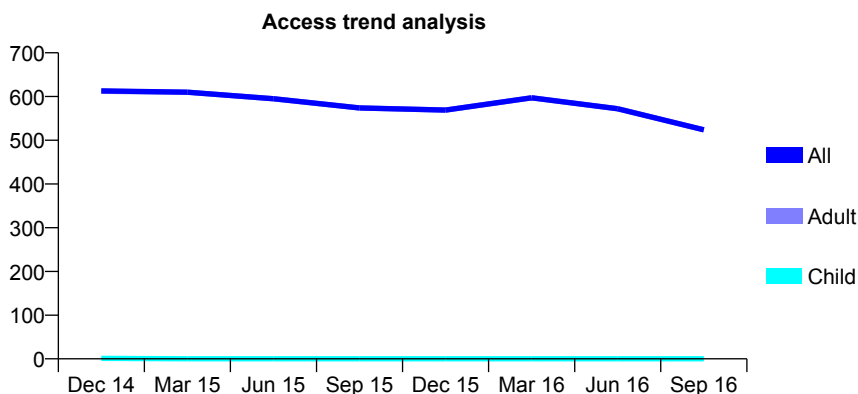
Q62 - Vital Signs At a Glance Contract Report for 334448/0001 - September 2016

Name or company name	MR JD CHARL
Contract type name	GDS Contract
Purpose of contract	General
Contract start date	01/04/2006
Contract end date	

16/17 Contracted general activity (UDA)	1,999
Carry forward general activity (UDA)	20
16/17 Contracted orthodontic activity (UOA)	0
Carry forward orthodontic activity (UOA)	0
Baseline contract value	£68,192.45

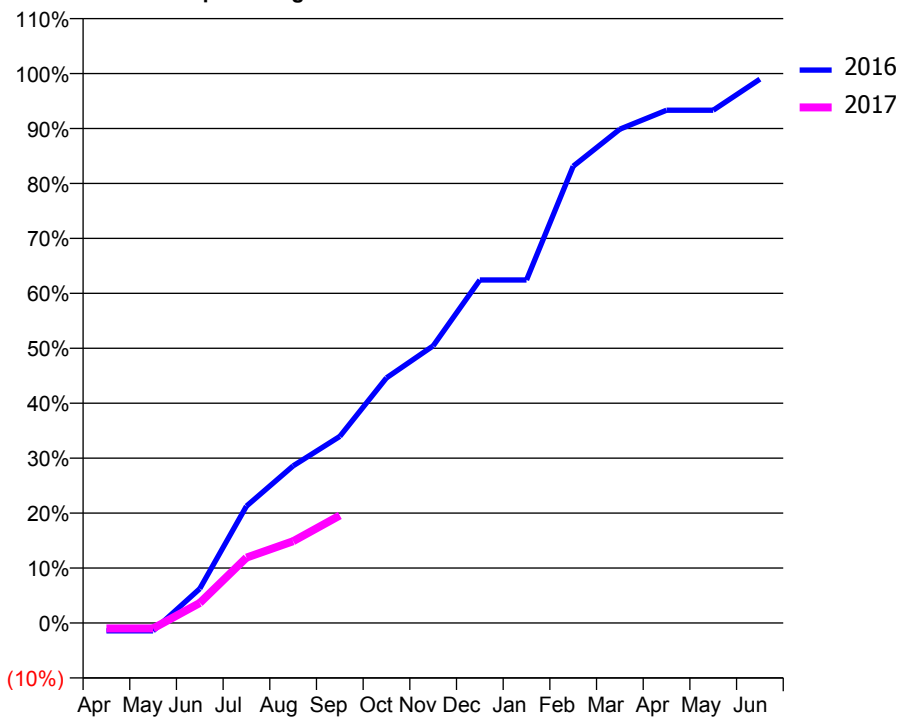
ACCESS*

Patients seen in 24 months	Total	Change since previous quarter
Quarter ending September 2015	574	
Quarter ending December 2015	569	→
Quarter ending March 2016	597	↑
Quarter ending June 2016	572	↓
Quarter ending September 2016	524	↓
Variance since September 2015	(8.7%)	↓



ACTIVITY

Cumulative percentage of contracted UDA delivered 2016 & 2017



Month	Adjusted Scheduled Activity (UDA)	
	2016	2017
April	-29	-20
May	-29	-20
June	125	73
July	425	238
August	572	297
September	679	391
October	892	
November	1,008	
December	1,248	
January	1,248	
February	1,662	
March	1,796	
April	1,865	
May	1,865	
June	1,979	

QUALITY

	Quantity	Base Number	Contract	AT	Region	England
% of FP17s for the same patient ID Re-attending within 3 months - Children	0	0	N/A	9.9%	11.8%	12.4%
% of FP17s for the same patient ID Re-attending within 3 months - Adults	8	123	6.5%	16.0%	17.1%	16.7%
% of FP17s for the same patient ID Re-attending between 3 & 9 months - Children	0	0	N/A	45.4%	45.8%	57.4%
% of FP17s for the same patient ID Re-attending between 3 & 9 months - Adults	9	123	7.3%	37.0%	37.6%	50.5%
% of FP17s for Band 1 Urgent Courses	7	98	7.1%	11.0%	10.6%	9.1%
% of FP17s Relating to Free Repair or Replacements	0	98	0.0%	0.6%	0.6%	0.8%
% of FP17s Relating to Continuations	0	98	0.0%	0.7%	0.9%	1.3%
% of Patients satisfied with the dentistry they have received	0	0	N/A	90.9%	90.2%	93.2%
% of Patients satisfied with the time they had to wait for an appointment	0	0	N/A	83.8%	83.8%	89.0%

* This is based on patients treated on this contract for their most recent course of treatment. Figures in italics indicate the base number of FP17s or Patient Questionnaire responses are less than 100. N/A is shown where the base number of responses is less than 10 during the period. % is calculated as Quantity/Base number*100

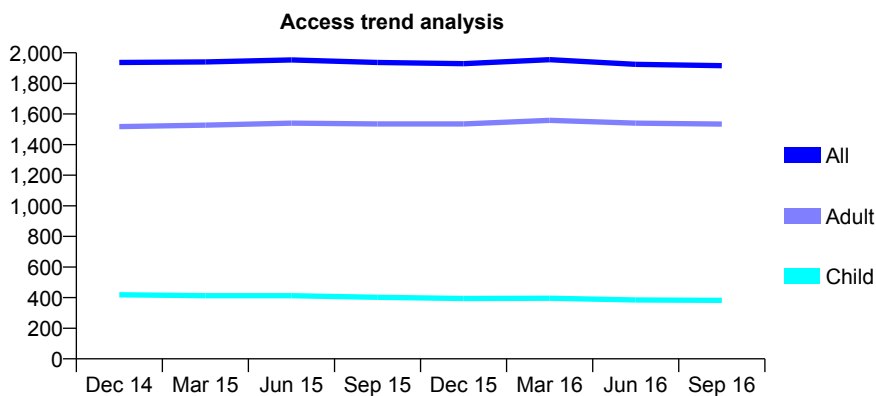
Q62 - Vital Signs At a Glance Contract Report for 334537/0001 - September 2016

Name or company name	MR SP AURORA
Contract type name	GDS Contract
Purpose of contract	General
Contract start date	01/04/2006
Contract end date	

16/17 Contracted general activity (UDA)	9,051
Carry forward general activity (UDA)	0
16/17 Contracted orthodontic activity (UOA)	0
Carry forward orthodontic activity (UOA)	0
Baseline contract value	£274,823.53

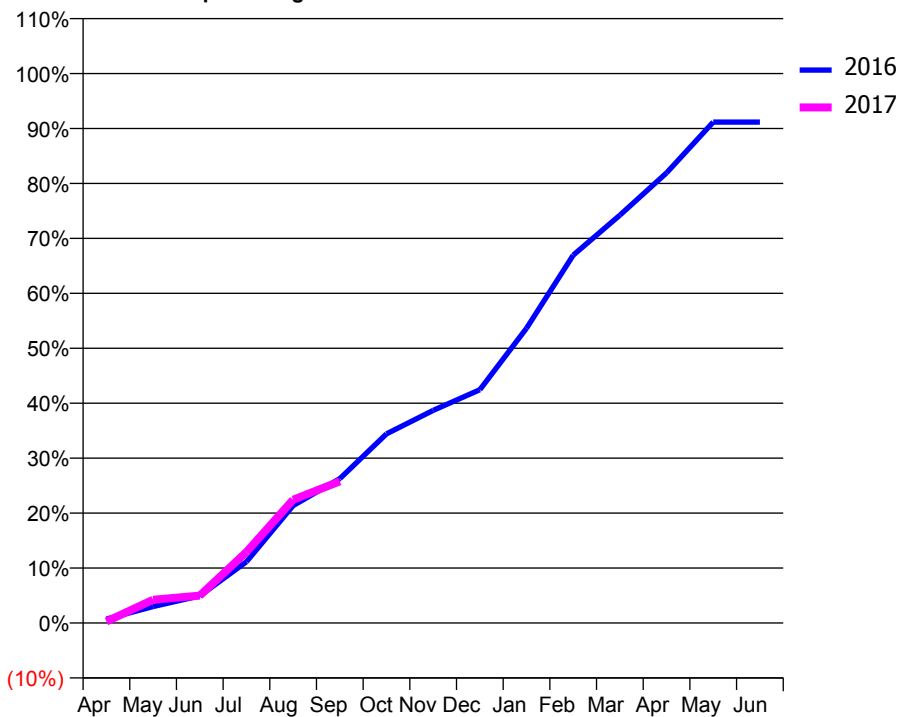
ACCESS*

Patients seen in 24 months	Total	Change since previous quarter
Quarter ending September 2015	1,937	
Quarter ending December 2015	1,929	→
Quarter ending March 2016	1,955	→
Quarter ending June 2016	1,925	↓
Quarter ending September 2016	1,916	→
Variance since September 2015	(1.1%)	↓



ACTIVITY

Cumulative percentage of contracted UDA delivered 2016 & 2017



Month	Adjusted Scheduled Activity (UDA)	
	2016	2017
April	64	25
May	271	383
June	448	451
July	1,008	1,169
August	1,934	2,030
September	2,378	2,334
October	3,116	
November	3,502	
December	3,842	
January	4,856	
February	6,059	
March	6,718	
April	7,413	
May	8,251	
June	8,251	

QUALITY

	Quantity	Base Number	Contract	AT	Region	England
% of FP17s for the same patient ID Re-attending within 3 months - Children	34	289	11.8%	9.9%	11.8%	12.4%
% of FP17s for the same patient ID Re-attending within 3 months - Adults	270	1,220	22.1%	16.0%	17.1%	16.7%
% of FP17s for the same patient ID Re-attending between 3 & 9 months - Children	180	289	62.3%	45.4%	45.8%	57.4%
% of FP17s for the same patient ID Re-attending between 3 & 9 months - Adults	727	1,220	59.6%	37.0%	37.6%	50.5%
% of FP17s for Band 1 Urgent Courses	20	1,050	1.9%	11.0%	10.6%	9.1%
% of FP17s Relating to Free Repair or Replacements	7	1,050	0.7%	0.6%	0.6%	0.8%
% of FP17s Relating to Continuations	10	1,050	1.0%	0.7%	0.9%	1.3%
% of Patients satisfied with the dentistry they have received	2	2	N/A	90.9%	90.2%	93.2%
% of Patients satisfied with the time they had to wait for an appointment	2	2	N/A	83.8%	83.8%	89.0%

* This is based on patients treated on this contract for their most recent course of treatment. Figures in italics indicate the base number of FP17s or Patient Questionnaire responses are less than 100. N/A is shown where the base number of responses is less than 10 during the period. % is calculated as Quantity/Base number*100

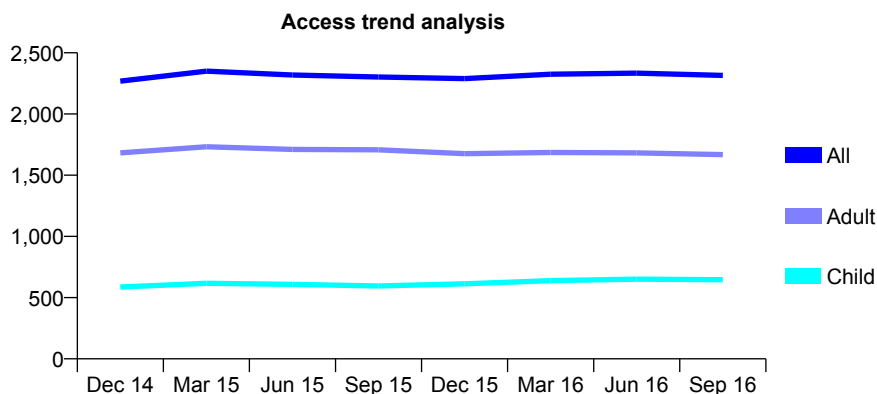
Q62 - Vital Signs At a Glance Contract Report for 335428/0001 - September 2016

Name or company name	MR AV PATEL
Contract type name	GDS Contract
Purpose of contract	General
Contract start date	01/04/2006
Contract end date	

16/17 Contracted general activity (UDA)	7,417
Carry forward general activity (UDA)	119
16/17 Contracted orthodontic activity (UOA)	0
Carry forward orthodontic activity (UOA)	0
Baseline contract value	£214,729.59

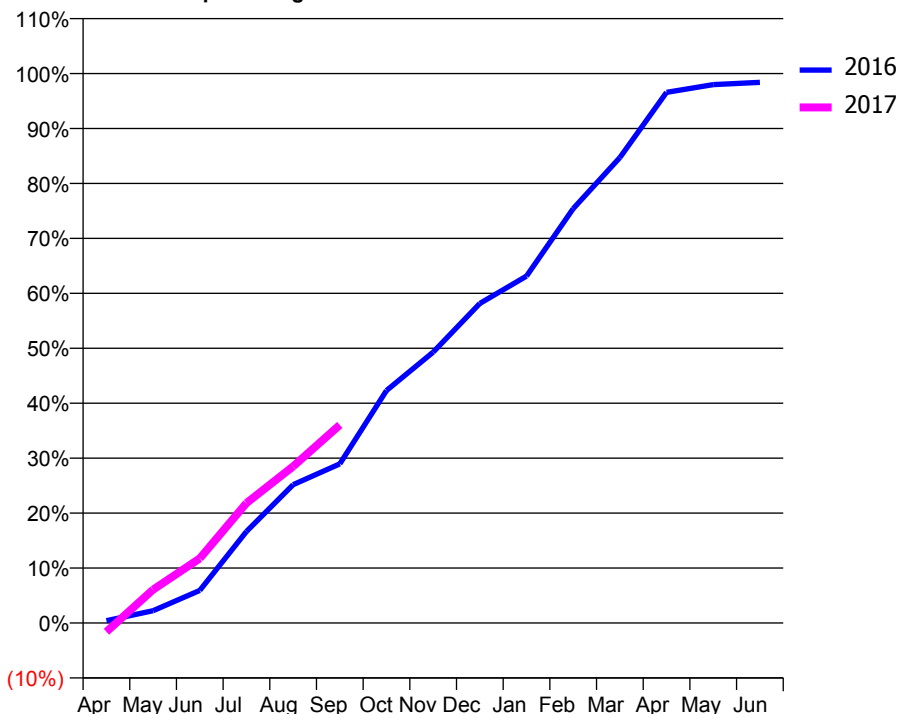
ACCESS*

Patients seen in 24 months	Total	Change since previous quarter
Quarter ending September 2015	2,302	
Quarter ending December 2015	2,289	→
Quarter ending March 2016	2,325	→
Quarter ending June 2016	2,334	→
Quarter ending September 2016	2,315	→
Variance since September 2015	0.6%	→



ACTIVITY

Cumulative percentage of contracted UDA delivered 2016 & 2017



Month	Adjusted Scheduled Activity (UDA)	
	2016	2017
April	32	-119
May	166	451
June	439	872
July	1,236	1,618
August	1,868	2,115
September	2,149	2,674
October	3,138	
November	3,657	
December	4,314	
January	4,683	
February	5,592	
March	6,283	
April	7,163	
May	7,267	
June	7,298	

QUALITY

	Quantity	Base Number	Contract	AT	Region	England
% of FP17s for the same patient ID Re-attending within 3 months - Children	33	382	8.6%	9.9%	11.8%	12.4%
% of FP17s for the same patient ID Re-attending within 3 months - Adults	119	836	14.2%	16.0%	17.1%	16.7%
% of FP17s for the same patient ID Re-attending between 3 & 9 months - Children	116	382	30.4%	45.4%	45.8%	57.4%
% of FP17s for the same patient ID Re-attending between 3 & 9 months - Adults	167	836	20.0%	37.0%	37.6%	50.5%
% of FP17s for Band 1 Urgent Courses	160	996	16.1%	11.0%	10.6%	9.1%
% of FP17s Relating to Free Repair or Replacements	9	996	0.9%	0.6%	0.6%	0.8%
% of FP17s Relating to Continuations	7	996	0.7%	0.7%	0.9%	1.3%
% of Patients satisfied with the dentistry they have received	2	2	N/A	90.9%	90.2%	93.2%
% of Patients satisfied with the time they had to wait for an appointment	2	2	N/A	83.8%	83.8%	89.0%

* This is based on patients treated on this contract for their most recent course of treatment. Figures in italics indicate the base number of FP17s or Patient Questionnaire responses are less than 100. N/A is shown where the base number of responses is less than 10 during the period. % is calculated as Quantity/Base number*100

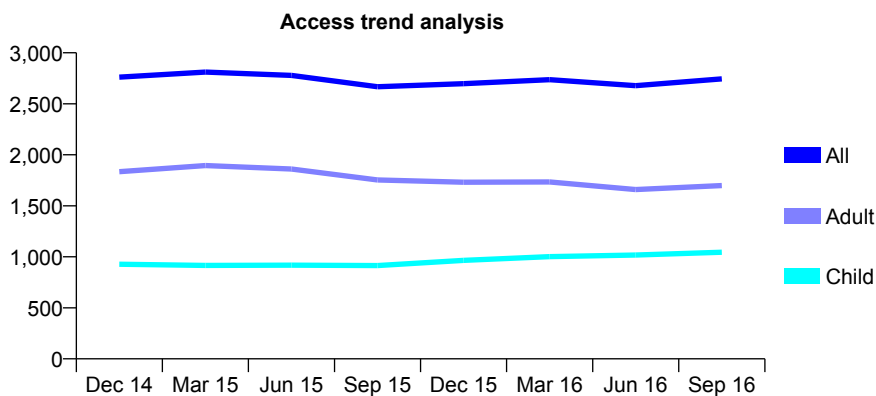
Q62 - Vital Signs At a Glance Contract Report for 335428/0003 - September 2016

Name or company name	MR AV PATEL
Contract type name	GDS Contract
Purpose of contract	General
Contract start date	02/08/2006
Contract end date	

16/17 Contracted general activity (UDA)	5,989
Carry forward general activity (UDA)	-110
16/17 Contracted orthodontic activity (UOA)	0
Carry forward orthodontic activity (UOA)	0
Baseline contract value	£188,633.22

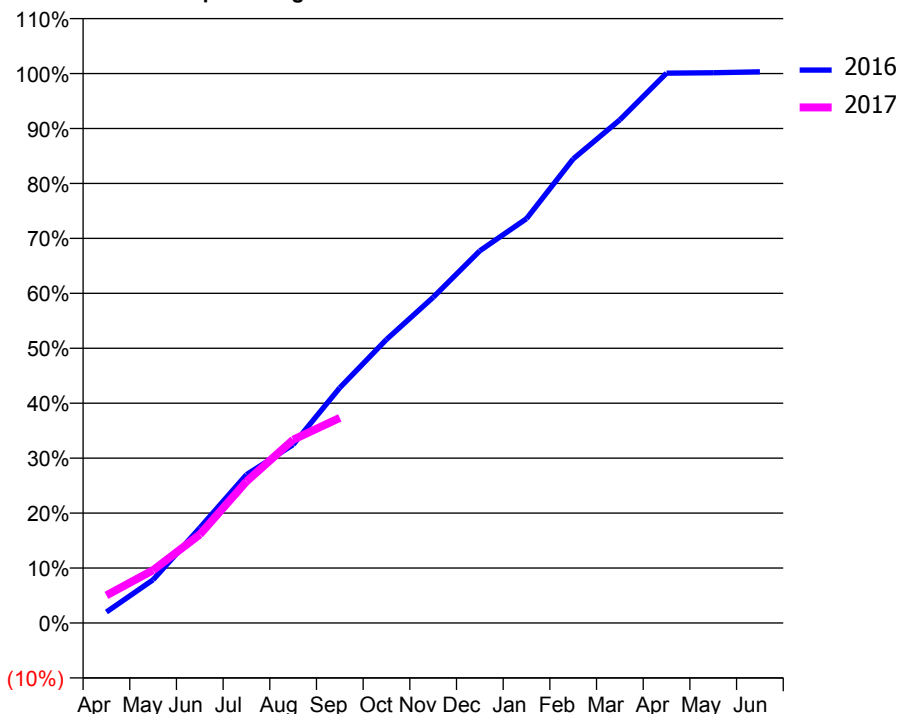
ACCESS*

Patients seen in 24 months	Total	Change since previous quarter
Quarter ending September 2015	2,667	
Quarter ending December 2015	2,697	→
Quarter ending March 2016	2,736	→
Quarter ending June 2016	2,678	↓
Quarter ending September 2016	2,744	↑
Variance since September 2015	2.9%	↑



ACTIVITY

Cumulative percentage of contracted UDA delivered 2016 & 2017



Month	Adjusted Scheduled Activity (UDA)	
	2016	2017
April	120	301
May	472	577
June	1,037	964
July	1,617	1,543
August	1,944	1,998
September	2,564	2,236
October	3,091	
November	3,550	
December	4,057	
January	4,407	
February	5,059	
March	5,485	
April	5,994	
May	5,997	
June	6,008	

QUALITY

	Quantity	Base Number	Contract	AT	Region	England
% of FP17s for the same patient ID Re-attending within 3 months - Children	22	478	4.6%	9.9%	11.8%	12.4%
% of FP17s for the same patient ID Re-attending within 3 months - Adults	43	614	7.0%	16.0%	17.1%	16.7%
% of FP17s for the same patient ID Re-attending between 3 & 9 months - Children	202	478	42.3%	45.4%	45.8%	57.4%
% of FP17s for the same patient ID Re-attending between 3 & 9 months - Adults	180	614	29.3%	37.0%	37.6%	50.5%
% of FP17s for Band 1 Urgent Courses	74	854	8.7%	11.0%	10.6%	9.1%
% of FP17s Relating to Free Repair or Replacements	0	854	0.0%	0.6%	0.6%	0.8%
% of FP17s Relating to Continuations	0	854	0.0%	0.7%	0.9%	1.3%
% of Patients satisfied with the dentistry they have received	1	2	N/A	90.9%	90.2%	93.2%
% of Patients satisfied with the time they had to wait for an appointment	0	2	N/A	83.8%	83.8%	89.0%

* This is based on patients treated on this contract for their most recent course of treatment. Figures in italics indicate the base number of FP17s or Patient Questionnaire responses are less than 100. N/A is shown where the base number of responses is less than 10 during the period. % is calculated as Quantity/Base number*100

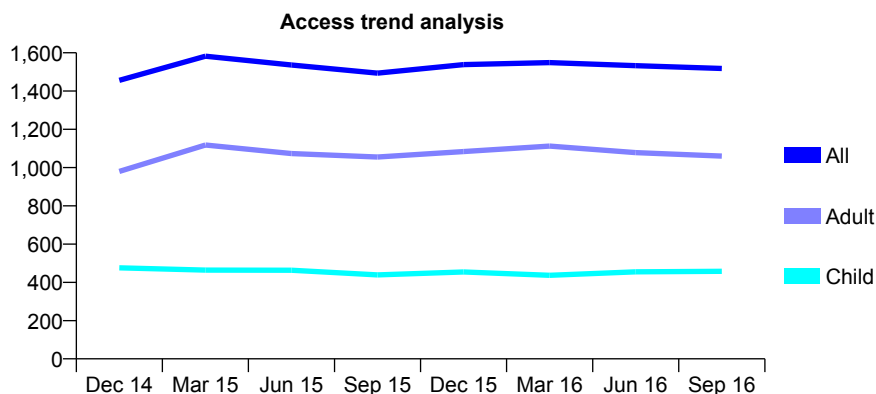
Q62 - Vital Signs At a Glance Contract Report for 335509/0001 - September 2016

Name or company name	MRS GC BASKERAN
Contract type name	GDS Contract
Purpose of contract	General
Contract start date	01/04/2006
Contract end date	

16/17 Contracted general activity (UDA)	4,773
Carry forward general activity (UDA)	0
16/17 Contracted orthodontic activity (UOA)	0
Carry forward orthodontic activity (UOA)	0
Baseline contract value	£126,605.51

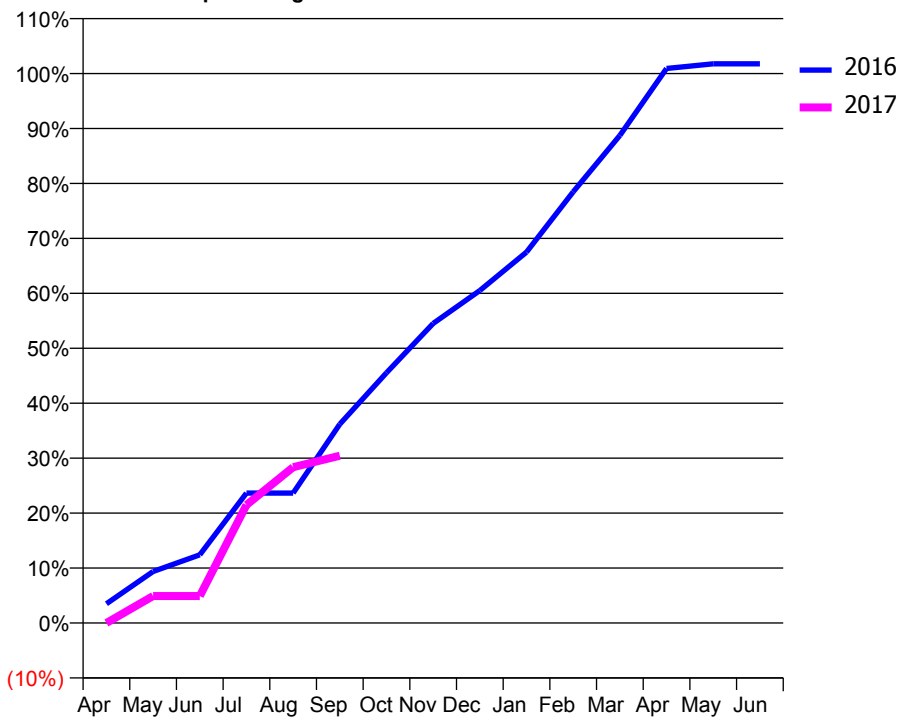
ACCESS*

Patients seen in 24 months	Total	Change since previous quarter
Quarter ending September 2015	1,494	
Quarter ending December 2015	1,538	↑
Quarter ending March 2016	1,549	→
Quarter ending June 2016	1,533	↓
Quarter ending September 2016	1,518	→
Variance since September 2015	1.6%	→



ACTIVITY

Cumulative percentage of contracted UDA delivered 2016 & 2017



Month	Adjusted Scheduled Activity (UDA)	
	2016	2017
April	167	0
May	448	234
June	593	234
July	1,128	1,026
August	1,128	1,354
September	1,728	1,453
October	2,174	
November	2,603	
December	2,888	
January	3,222	
February	3,746	
March	4,235	
April	4,817	
May	4,857	
June	4,857	

QUALITY

	Quantity	Base Number	Contract	AT	Region	England
% of FP17s for the same patient ID Re-attending within 3 months - Children	5	228	2.2%	9.9%	11.8%	12.4%
% of FP17s for the same patient ID Re-attending within 3 months - Adults	27	377	7.2%	16.0%	17.1%	16.7%
% of FP17s for the same patient ID Re-attending between 3 & 9 months - Children	44	228	19.3%	45.4%	45.8%	57.4%
% of FP17s for the same patient ID Re-attending between 3 & 9 months - Adults	137	377	36.3%	37.0%	37.6%	50.5%
% of FP17s for Band 1 Urgent Courses	26	460	5.7%	11.0%	10.6%	9.1%
% of FP17s Relating to Free Repair or Replacements	16	460	3.5%	0.6%	0.6%	0.8%
% of FP17s Relating to Continuations	0	460	0.0%	0.7%	0.9%	1.3%
% of Patients satisfied with the dentistry they have received	0	0	N/A	90.9%	90.2%	93.2%
% of Patients satisfied with the time they had to wait for an appointment	0	0	N/A	83.8%	83.8%	89.0%

* This is based on patients treated on this contract for their most recent course of treatment. Figures in italics indicate the base number of FP17s or Patient Questionnaire responses are less than 100. N/A is shown where the base number of responses is less than 10 during the period. % is calculated as Quantity/Base number*100

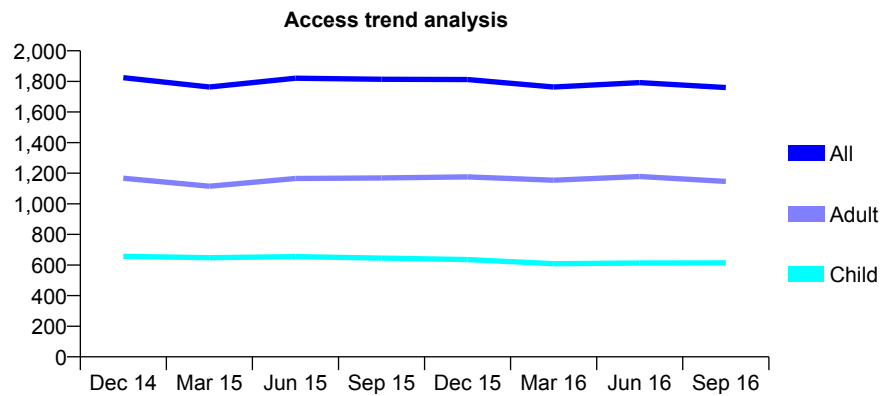
Q62 - Vital Signs At a Glance Contract Report for 335754/0001 - September 2016

Name or company name	MR N DIXIT
Contract type name	GDS Contract
Purpose of contract	General
Contract start date	01/04/2006
Contract end date	

16/17 Contracted general activity (UDA)	4,525
Carry forward general activity (UDA)	0
16/17 Contracted orthodontic activity (UOA)	0
Carry forward orthodontic activity (UOA)	0
Baseline contract value	£143,353.00

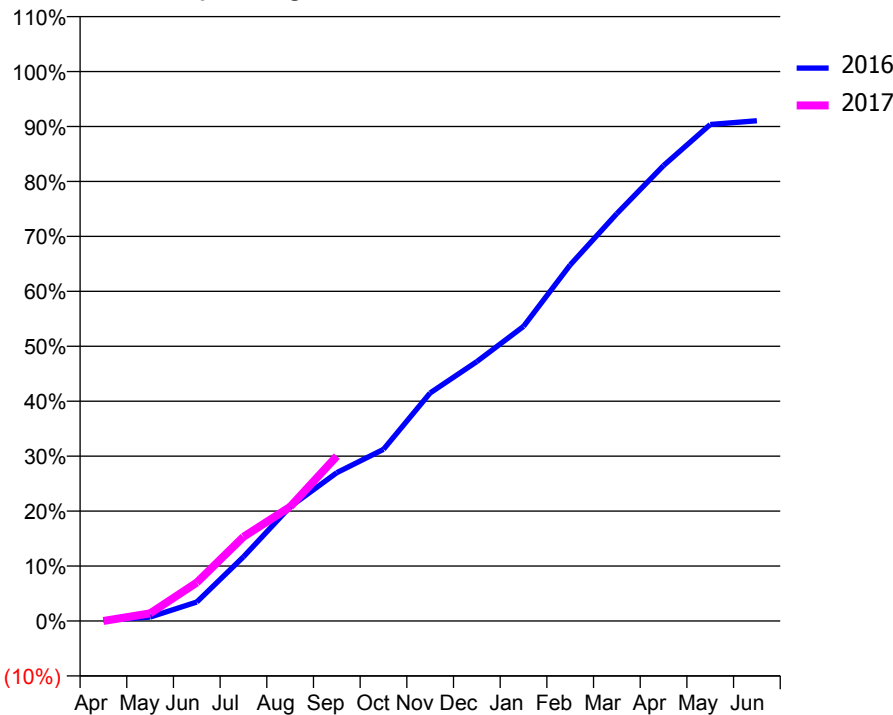
ACCESS*

Patients seen in 24 months	Total	Change since previous quarter
Quarter ending September 2015	1,814	
Quarter ending December 2015	1,812	→
Quarter ending March 2016	1,763	↓
Quarter ending June 2016	1,792	→
Quarter ending September 2016	1,760	↓
Variance since September 2015	(3.0%)	↓



ACTIVITY

Cumulative percentage of contracted UDA delivered 2016 & 2017



Month	Adjusted Scheduled Activity (UDA)	
	2016	2017
April	6	0
May	32	63
June	157	317
July	528	693
August	940	941
September	1,222	1,358
October	1,414	
November	1,879	
December	2,136	
January	2,427	
February	2,933	
March	3,355	
April	3,750	
May	4,089	
June	4,119	

QUALITY

	Quantity	Base Number	Contract	AT	Region	England
% of FP17s for the same patient ID Re-attending within 3 months - Children	22	417	5.3%	9.9%	11.8%	12.4%
% of FP17s for the same patient ID Re-attending within 3 months - Adults	83	654	12.7%	16.0%	17.1%	16.7%
% of FP17s for the same patient ID Re-attending between 3 & 9 months - Children	217	417	52.0%	45.4%	45.8%	57.4%
% of FP17s for the same patient ID Re-attending between 3 & 9 months - Adults	271	654	41.4%	37.0%	37.6%	50.5%
% of FP17s for Band 1 Urgent Courses	49	725	6.8%	11.0%	10.6%	9.1%
% of FP17s Relating to Free Repair or Replacements	3	725	0.4%	0.6%	0.6%	0.8%
% of FP17s Relating to Continuations	6	725	0.8%	0.7%	0.9%	1.3%
% of Patients satisfied with the dentistry they have received	2	2	N/A	90.9%	90.2%	93.2%
% of Patients satisfied with the time they had to wait for an appointment	2	2	N/A	83.8%	83.8%	89.0%

* This is based on patients treated on this contract for their most recent course of treatment. Figures in italics indicate the base number of FP17s or Patient Questionnaire responses are less than 100. N/A is shown where the base number of responses is less than 10 during the period. % is calculated as Quantity/Base number*100

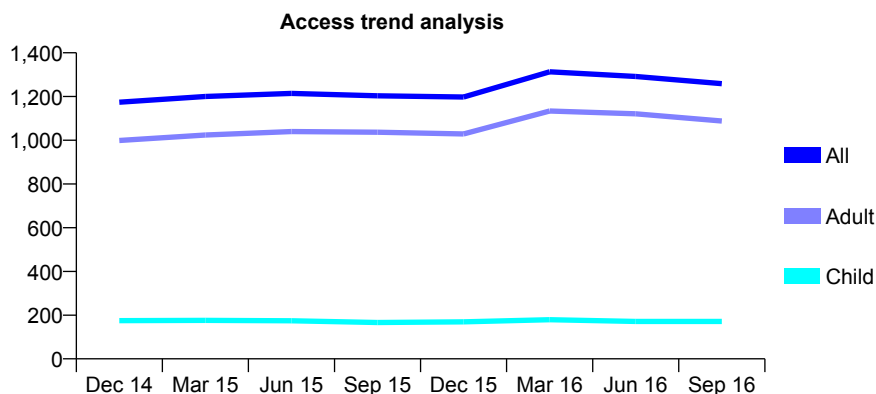
Q62 - Vital Signs At a Glance Contract Report for 337501/0001 - September 2016

Name or company name	MR E GHATEH
Contract type name	GDS Contract
Purpose of contract	General
Contract start date	01/04/2006
Contract end date	

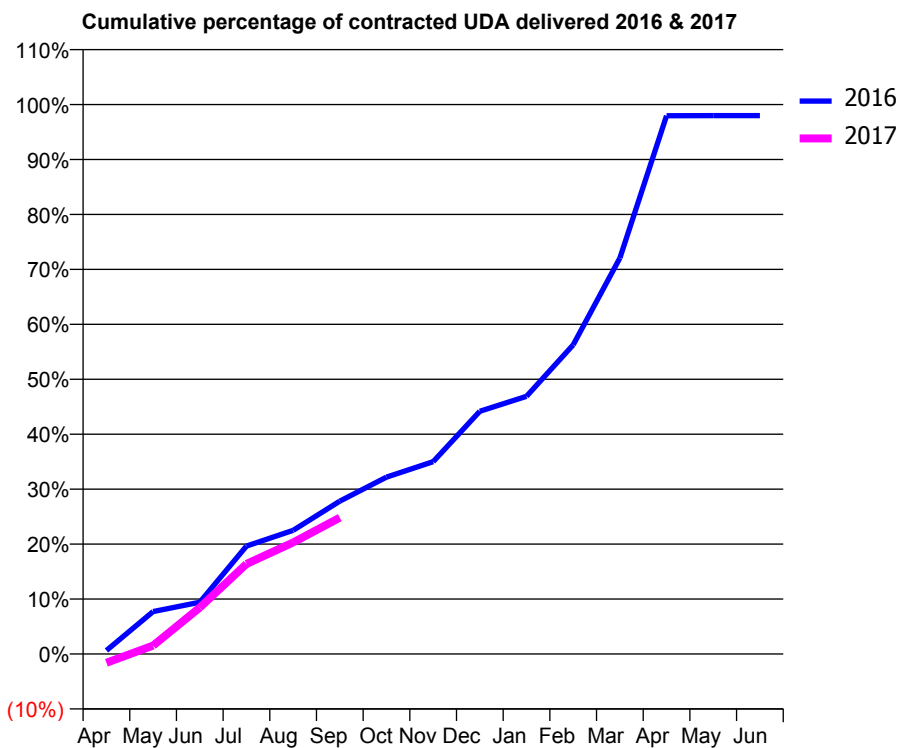
16/17 Contracted general activity (UDA)	4,250
Carry forward general activity (UDA)	86
16/17 Contracted orthodontic activity (UOA)	0
Carry forward orthodontic activity (UOA)	0
Baseline contract value	£127,830.25

ACCESS*

Patients seen in 24 months	Total	Change since previous quarter
Quarter ending September 2015	1,203	
Quarter ending December 2015	1,198	→
Quarter ending March 2016	1,313	↑
Quarter ending June 2016	1,292	↓
Quarter ending September 2016	1,259	↓
Variance since September 2015	4.7%	↑



ACTIVITY



Month	Adjusted Scheduled Activity (UDA)	
	2016	2017
April	27	-69
May	328	65
June	400	359
July	835	697
August	957	862
September	1,183	1,054
October	1,368	
November	1,488	
December	1,877	
January	1,993	
February	2,391	
March	3,062	
April	4,163	
May	4,164	
June	4,164	

QUALITY

	Quantity	Base Number	Contract	AT	Region	England
% of FP17s for the same patient ID Re-attending within 3 months - Children	16	122	13.1%	9.9%	11.8%	12.4%
% of FP17s for the same patient ID Re-attending within 3 months - Adults	134	539	24.9%	16.0%	17.1%	16.7%
% of FP17s for the same patient ID Re-attending between 3 & 9 months - Children	44	122	36.1%	45.4%	45.8%	57.4%
% of FP17s for the same patient ID Re-attending between 3 & 9 months - Adults	97	539	18.0%	37.0%	37.6%	50.5%
% of FP17s for Band 1 Urgent Courses	111	434	25.6%	11.0%	10.6%	9.1%
% of FP17s Relating to Free Repair or Replacements	5	434	1.2%	0.6%	0.6%	0.8%
% of FP17s Relating to Continuations	1	434	0.2%	0.7%	0.9%	1.3%
% of Patients satisfied with the dentistry they have received	0	1	N/A	90.9%	90.2%	93.2%
% of Patients satisfied with the time they had to wait for an appointment	1	1	N/A	83.8%	83.8%	89.0%

* This is based on patients treated on this contract for their most recent course of treatment. Figures in italics indicate the base number of FP17s or Patient Questionnaire responses are less than 100. N/A is shown where the base number of responses is less than 10 during the period. % is calculated as Quantity/Base number*100

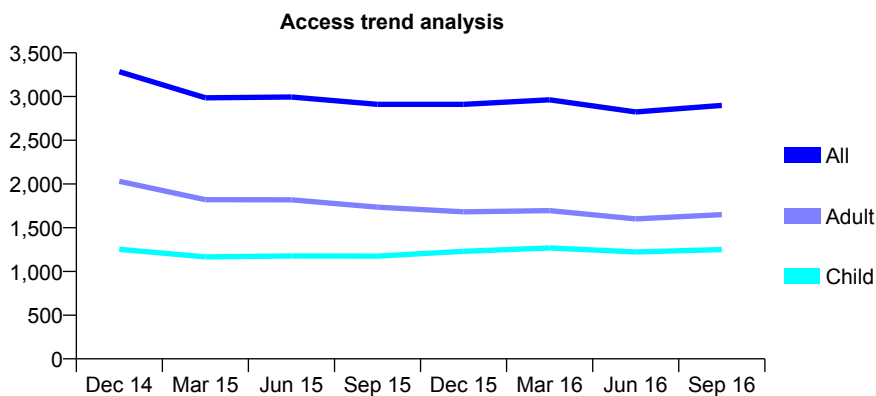
Q62 - Vital Signs At a Glance Contract Report for 341134/0001 - September 2016

Name or company name	MR A GHAFFARPOUR
Contract type name	GDS Contract
Purpose of contract	General
Contract start date	01/04/2006
Contract end date	

16/17 Contracted general activity (UDA)	7,125
Carry forward general activity (UDA)	0
16/17 Contracted orthodontic activity (UOA)	0
Carry forward orthodontic activity (UOA)	0
Baseline contract value	£339,275.46

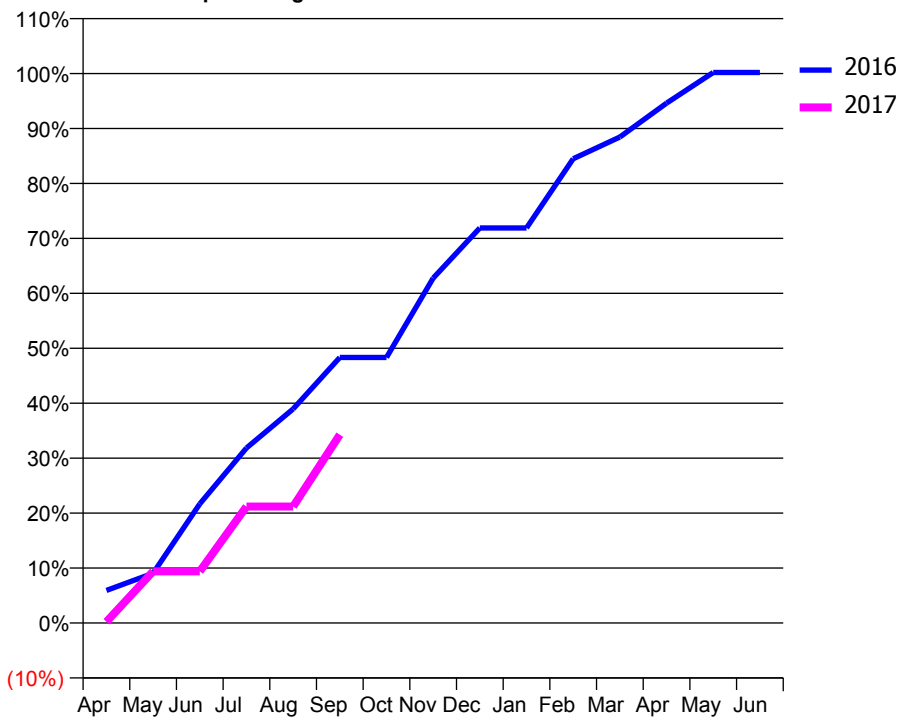
ACCESS*

Patients seen in 24 months	Total	Change since previous quarter
Quarter ending September 2015	2,910	
Quarter ending December 2015	2,911	→
Quarter ending March 2016	2,963	→
Quarter ending June 2016	2,823	↓
Quarter ending September 2016	2,899	↑
Variance since September 2015	(0.4%)	→



ACTIVITY

Cumulative percentage of contracted UDA delivered 2016 & 2017



Month	Adjusted Scheduled Activity (UDA)	
	2016	2017
April	422	17
May	645	670
June	1,545	670
July	2,269	1,511
August	2,776	1,511
September	3,444	2,442
October	3,444	
November	4,473	
December	5,122	
January	5,122	
February	6,020	
March	6,302	
April	6,740	
May	7,138	
June	7,138	

QUALITY

	Quantity	Base Number	Contract	AT	Region	England
% of FP17s for the same patient ID Re-attending within 3 months - Children	16	596	2.7%	9.9%	11.8%	12.4%
% of FP17s for the same patient ID Re-attending within 3 months - Adults	25	576	4.3%	16.0%	17.1%	16.7%
% of FP17s for the same patient ID Re-attending between 3 & 9 months - Children	159	596	26.7%	45.4%	45.8%	57.4%
% of FP17s for the same patient ID Re-attending between 3 & 9 months - Adults	99	576	17.2%	37.0%	37.6%	50.5%
% of FP17s for Band 1 Urgent Courses	5	897	0.6%	11.0%	10.6%	9.1%
% of FP17s Relating to Free Repair or Replacements	0	897	0.0%	0.6%	0.6%	0.8%
% of FP17s Relating to Continuations	3	897	0.3%	0.7%	0.9%	1.3%
% of Patients satisfied with the dentistry they have received	0	0	N/A	90.9%	90.2%	93.2%
% of Patients satisfied with the time they had to wait for an appointment	0	0	N/A	83.8%	83.8%	89.0%

* This is based on patients treated on this contract for their most recent course of treatment. Figures in italics indicate the base number of FP17s or Patient Questionnaire responses are less than 100. N/A is shown where the base number of responses is less than 10 during the period. % is calculated as Quantity/Base number*100

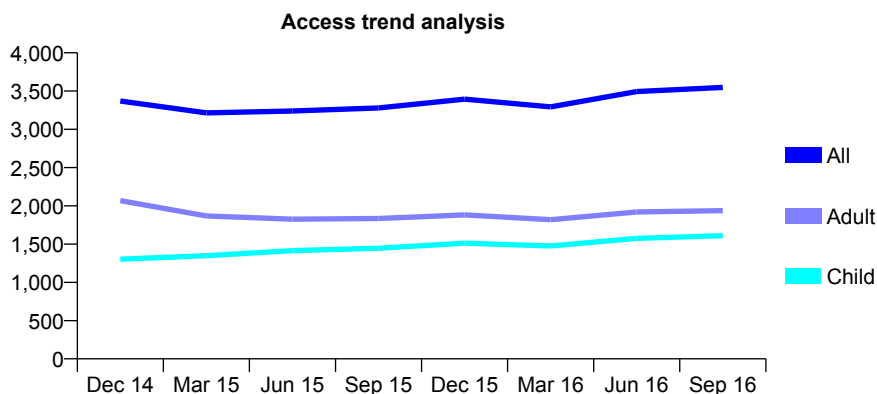
Q62 - Vital Signs At a Glance Contract Report for 341916/0001 - September 2016

Name or company name	MR G AL-SHAikh RADI
Contract type name	GDS Contract
Purpose of contract	General
Contract start date	01/04/2006
Contract end date	

16/17 Contracted general activity (UDA)	11,917
Carry forward general activity (UDA)	0
16/17 Contracted orthodontic activity (UOA)	0
Carry forward orthodontic activity (UOA)	0
Baseline contract value	£312,017.72

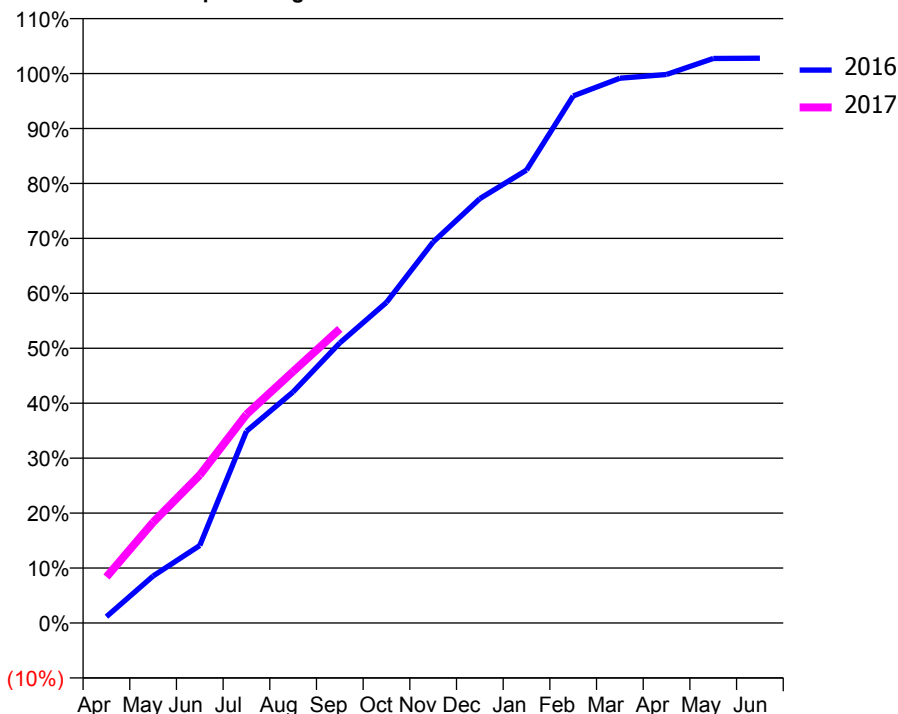
ACCESS*

Patients seen in 24 months	Total	Change since previous quarter
Quarter ending September 2015	3,279	
Quarter ending December 2015	3,394	↑
Quarter ending March 2016	3,294	↓
Quarter ending June 2016	3,493	↑
Quarter ending September 2016	3,547	→
Variance since September 2015	8.2%	↑



ACTIVITY

Cumulative percentage of contracted UDA delivered 2016 & 2017



Month	Adjusted Scheduled Activity (UDA)	
	2016	2017
April	138	998
May	1,019	2,186
June	1,683	3,210
July	4,160	4,525
August	5,014	5,455
September	6,076	6,379
October	6,954	
November	8,263	
December	9,203	
January	9,822	
February	11,430	
March	11,816	
April	11,896	
May	12,243	
June	12,248	

QUALITY

	Quantity	Base Number	Contract	AT	Region	England
% of FP17s for the same patient ID Re-attending within 3 months - Children	68	973	7.0%	9.9%	11.8%	12.4%
% of FP17s for the same patient ID Re-attending within 3 months - Adults	210	1,085	19.4%	16.0%	17.1%	16.7%
% of FP17s for the same patient ID Re-attending between 3 & 9 months - Children	365	973	37.5%	45.4%	45.8%	57.4%
% of FP17s for the same patient ID Re-attending between 3 & 9 months - Adults	300	1,085	27.6%	37.0%	37.6%	50.5%
% of FP17s for Band 1 Urgent Courses	190	1,907	10.0%	11.0%	10.6%	9.1%
% of FP17s Relating to Free Repair or Replacements	6	1,907	0.3%	0.6%	0.6%	0.8%
% of FP17s Relating to Continuations	32	1,907	1.7%	0.7%	0.9%	1.3%
% of Patients satisfied with the dentistry they have received	1	1	N/A	90.9%	90.2%	93.2%
% of Patients satisfied with the time they had to wait for an appointment	1	1	N/A	83.8%	83.8%	89.0%

* This is based on patients treated on this contract for their most recent course of treatment. Figures in italics indicate the base number of FP17s or Patient Questionnaire responses are less than 100. N/A is shown where the base number of responses is less than 10 during the period. % is calculated as Quantity/Base number*100

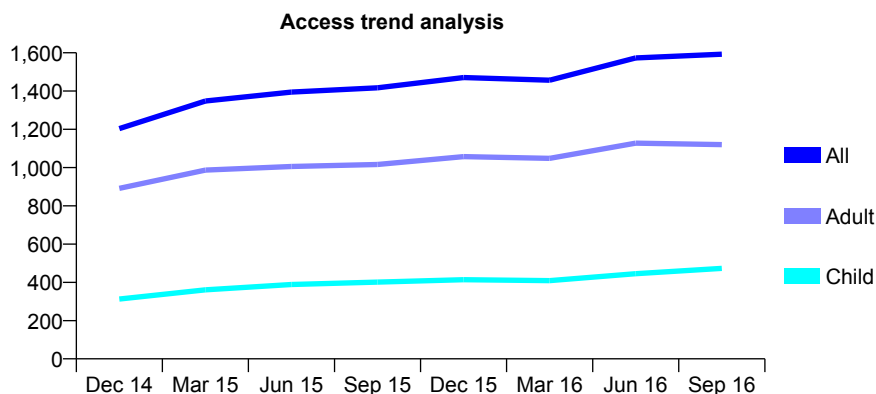
Q62 - Vital Signs At a Glance Contract Report for 341916/0002 - September 2016

Name or company name	MR G AL-SHAikh RADI
Contract type name	GDS Contract
Purpose of contract	General
Contract start date	01/04/2006
Contract end date	

16/17 Contracted general activity (UDA)	5,201
Carry forward general activity (UDA)	0
16/17 Contracted orthodontic activity (UOA)	0
Carry forward orthodontic activity (UOA)	0
Baseline contract value	£157,188.94

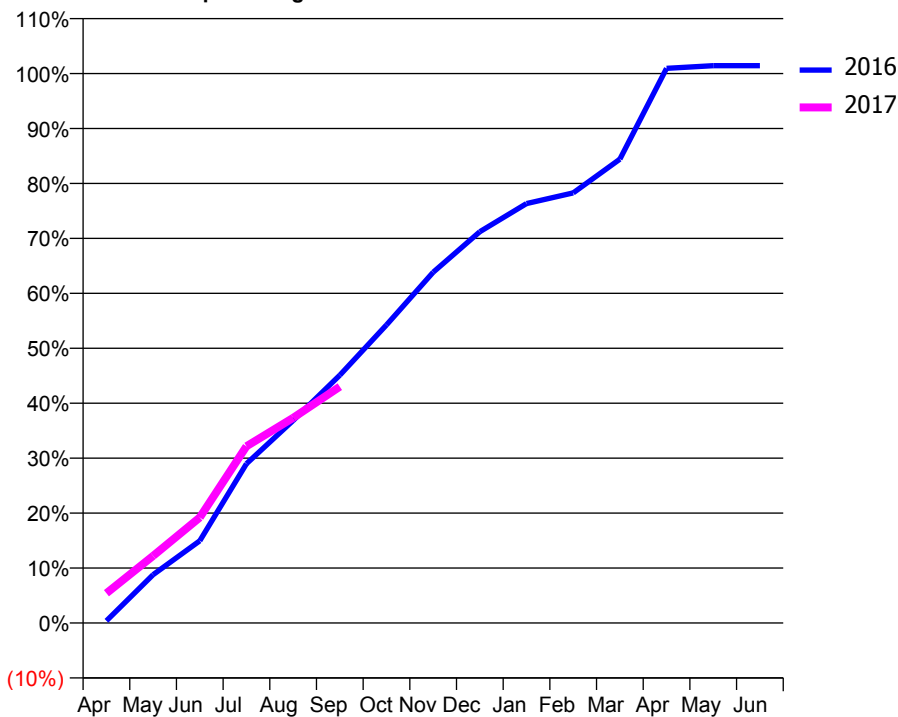
ACCESS*

Patients seen in 24 months	Total	Change since previous quarter
Quarter ending September 2015	1,417	
Quarter ending December 2015	1,471	↑
Quarter ending March 2016	1,457	→
Quarter ending June 2016	1,573	↑
Quarter ending September 2016	1,593	→
Variance since September 2015	12.4%	↑



ACTIVITY

Cumulative percentage of contracted UDA delivered 2016 & 2017



Month	Adjusted Scheduled Activity (UDA)	
	2016	2017
April	21	282
May	458	635
June	778	999
July	1,507	1,673
August	1,917	1,942
September	2,346	2,238
October	2,821	
November	3,320	
December	3,703	
January	3,970	
February	4,070	
March	4,390	
April	5,250	
May	5,276	
June	5,276	

QUALITY

	Quantity	Base Number	Contract	AT	Region	England
% of FP17s for the same patient ID Re-attending within 3 months - Children	22	293	7.5%	9.9%	11.8%	12.4%
% of FP17s for the same patient ID Re-attending within 3 months - Adults	106	581	18.2%	16.0%	17.1%	16.7%
% of FP17s for the same patient ID Re-attending between 3 & 9 months - Children	68	293	23.2%	45.4%	45.8%	57.4%
% of FP17s for the same patient ID Re-attending between 3 & 9 months - Adults	86	581	14.8%	37.0%	37.6%	50.5%
% of FP17s for Band 1 Urgent Courses	23	647	3.6%	11.0%	10.6%	9.1%
% of FP17s Relating to Free Repair or Replacements	2	647	0.3%	0.6%	0.6%	0.8%
% of FP17s Relating to Continuations	0	647	0.0%	0.7%	0.9%	1.3%
% of Patients satisfied with the dentistry they have received	0	0	N/A	90.9%	90.2%	93.2%
% of Patients satisfied with the time they had to wait for an appointment	0	0	N/A	83.8%	83.8%	89.0%

* This is based on patients treated on this contract for their most recent course of treatment. Figures in italics indicate the base number of FP17s or Patient Questionnaire responses are less than 100. N/A is shown where the base number of responses is less than 10 during the period. % is calculated as Quantity/Base number*100

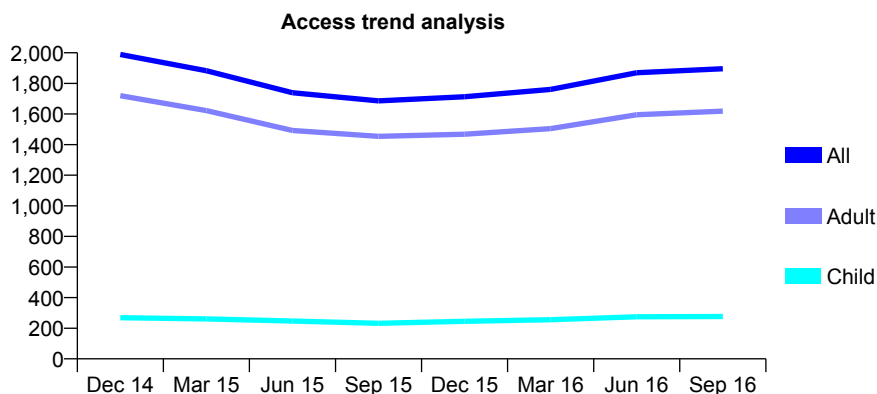
Q62 - Vital Signs At a Glance Contract Report for 343110/0001 - September 2016

Name or company name	MR S SENGUPTA
Contract type name	GDS Contract
Purpose of contract	General
Contract start date	01/04/2006
Contract end date	

16/17 Contracted general activity (UDA)	6,927
Carry forward general activity (UDA)	279
16/17 Contracted orthodontic activity (UOA)	0
Carry forward orthodontic activity (UOA)	0
Baseline contract value	£237,161.75

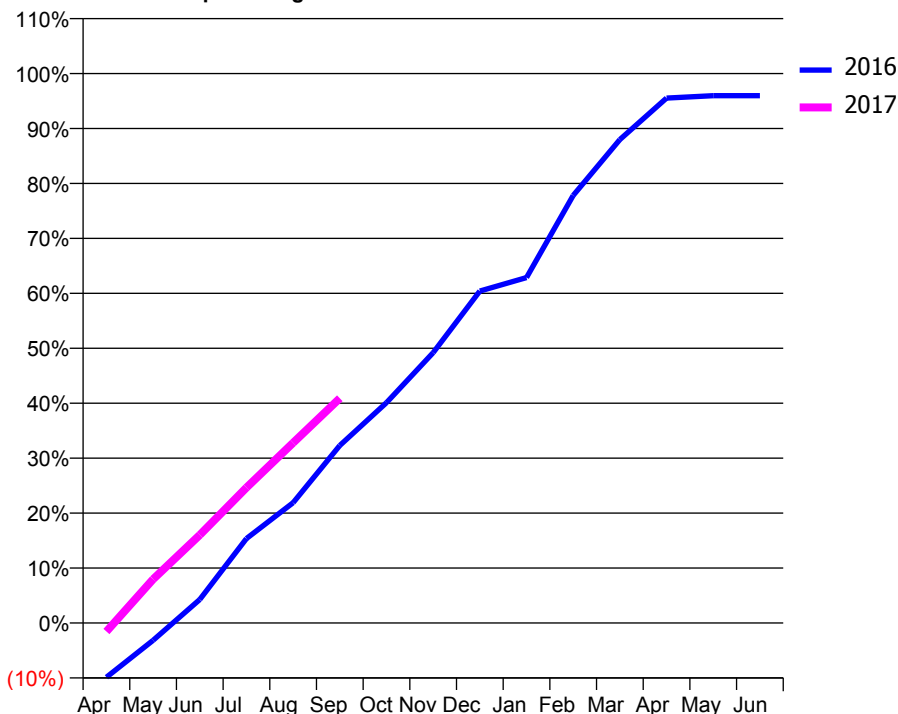
ACCESS*

Patients seen in 24 months	Total	Change since previous quarter
Quarter ending September 2015	1,686	
Quarter ending December 2015	1,713	→
Quarter ending March 2016	1,761	↑
Quarter ending June 2016	1,870	↑
Quarter ending September 2016	1,896	→
Variance since September 2015	12.5%	↑



ACTIVITY

Cumulative percentage of contracted UDA delivered 2016 & 2017



Month	Adjusted Scheduled Activity (UDA)	
	2016	2017
April	-686	-109
May	-220	553
June	297	1,110
July	1,065	1,706
August	1,517	2,272
September	2,239	2,833
October	2,778	
November	3,409	
December	4,184	
January	4,355	
February	5,391	
March	6,094	
April	6,617	
May	6,648	
June	6,648	

QUALITY

	Quantity	Base Number	Contract	AT	Region	England
% of FP17s for the same patient ID Re-attending within 3 months - Children	8	168	4.8%	9.9%	11.8%	12.4%
% of FP17s for the same patient ID Re-attending within 3 months - Adults	105	926	11.3%	16.0%	17.1%	16.7%
% of FP17s for the same patient ID Re-attending between 3 & 9 months - Children	51	168	30.4%	45.4%	45.8%	57.4%
% of FP17s for the same patient ID Re-attending between 3 & 9 months - Adults	279	926	30.1%	37.0%	37.6%	50.5%
% of FP17s for Band 1 Urgent Courses	18	760	2.4%	11.0%	10.6%	9.1%
% of FP17s Relating to Free Repair or Replacements	0	760	0.0%	0.6%	0.6%	0.8%
% of FP17s Relating to Continuations	21	760	2.8%	0.7%	0.9%	1.3%
% of Patients satisfied with the dentistry they have received	1	2	N/A	90.9%	90.2%	93.2%
% of Patients satisfied with the time they had to wait for an appointment	1	2	N/A	83.8%	83.8%	89.0%

* This is based on patients treated on this contract for their most recent course of treatment. Figures in italics indicate the base number of FP17s or Patient Questionnaire responses are less than 100. N/A is shown where the base number of responses is less than 10 during the period. % is calculated as Quantity/Base number*100

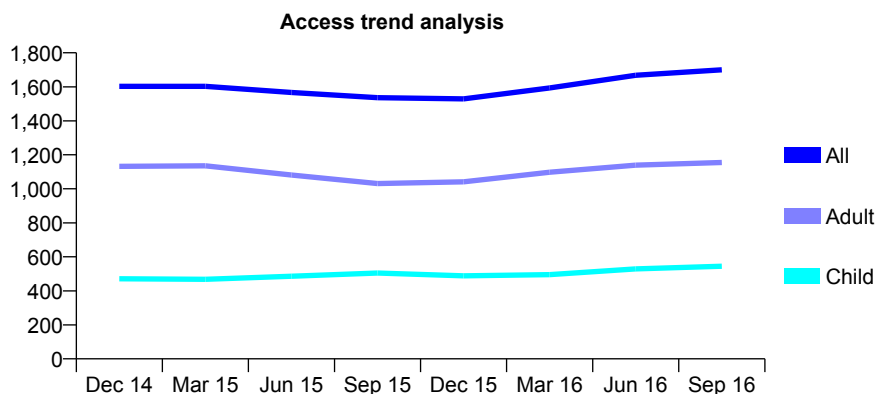
Q62 - Vital Signs At a Glance Contract Report for 343668/0001 - September 2016

Name or company name	MR PS PANESAR
Contract type name	GDS Contract
Purpose of contract	General
Contract start date	15/11/2007
Contract end date	

16/17 Contracted general activity (UDA)	5,175
Carry forward general activity (UDA)	139
16/17 Contracted orthodontic activity (UOA)	0
Carry forward orthodontic activity (UOA)	0
Baseline contract value	£143,625.88

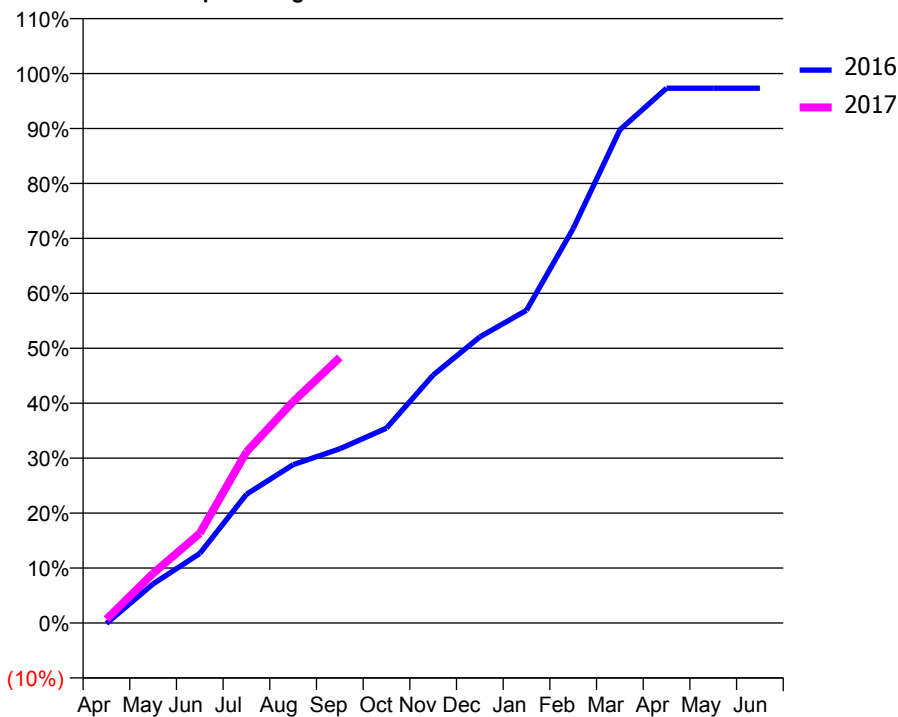
ACCESS*

Patients seen in 24 months	Total	Change since previous quarter
Quarter ending September 2015	1,536	
Quarter ending December 2015	1,529	→
Quarter ending March 2016	1,593	↑
Quarter ending June 2016	1,668	↑
Quarter ending September 2016	1,700	→
Variance since September 2015	10.7%	↑



ACTIVITY

Cumulative percentage of contracted UDA delivered 2016 & 2017



Month	Adjusted Scheduled Activity (UDA)	
	2016	2017
April	-5	36
May	368	468
June	655	844
July	1,212	1,612
August	1,491	2,086
September	1,641	2,501
October	1,835	
November	2,335	
December	2,694	
January	2,946	
February	3,716	
March	4,644	
April	5,036	
May	5,036	
June	5,036	

QUALITY

	Quantity	Base Number	Contract	AT	Region	England
% of FP17s for the same patient ID Re-attending within 3 months - Children	37	352	10.5%	9.9%	11.8%	12.4%
% of FP17s for the same patient ID Re-attending within 3 months - Adults	80	564	14.2%	16.0%	17.1%	16.7%
% of FP17s for the same patient ID Re-attending between 3 & 9 months - Children	99	352	28.1%	45.4%	45.8%	57.4%
% of FP17s for the same patient ID Re-attending between 3 & 9 months - Adults	127	564	22.5%	37.0%	37.6%	50.5%
% of FP17s for Band 1 Urgent Courses	75	824	9.1%	11.0%	10.6%	9.1%
% of FP17s Relating to Free Repair or Replacements	7	824	0.8%	0.6%	0.6%	0.8%
% of FP17s Relating to Continuations	4	824	0.5%	0.7%	0.9%	1.3%
% of Patients satisfied with the dentistry they have received	2	2	N/A	90.9%	90.2%	93.2%
% of Patients satisfied with the time they had to wait for an appointment	1	2	N/A	83.8%	83.8%	89.0%

* This is based on patients treated on this contract for their most recent course of treatment. Figures in italics indicate the base number of FP17s or Patient Questionnaire responses are less than 100. N/A is shown where the base number of responses is less than 10 during the period. % is calculated as Quantity/Base number*100

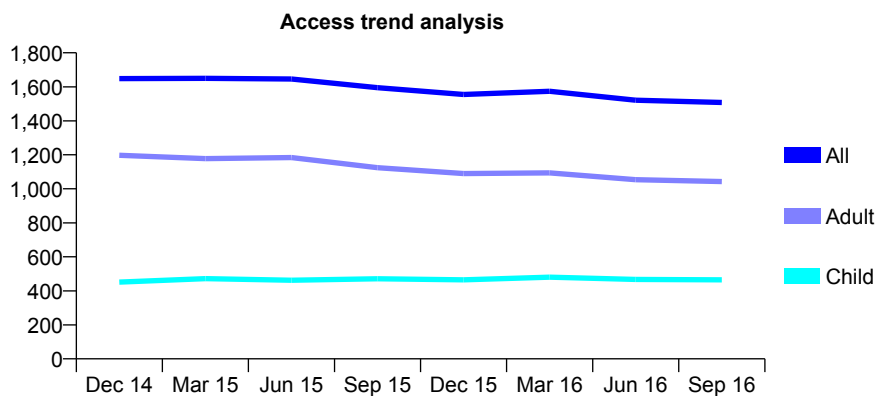
Q62 - Vital Signs At a Glance Contract Report for 345075/0001 - September 2016

Name or company name	MR S AKRAM
Contract type name	GDS Contract
Purpose of contract	General
Contract start date	25/11/2009
Contract end date	

16/17 Contracted general activity (UDA)	5,048
Carry forward general activity (UDA)	115
16/17 Contracted orthodontic activity (UOA)	0
Carry forward orthodontic activity (UOA)	0
Baseline contract value	£146,547.45

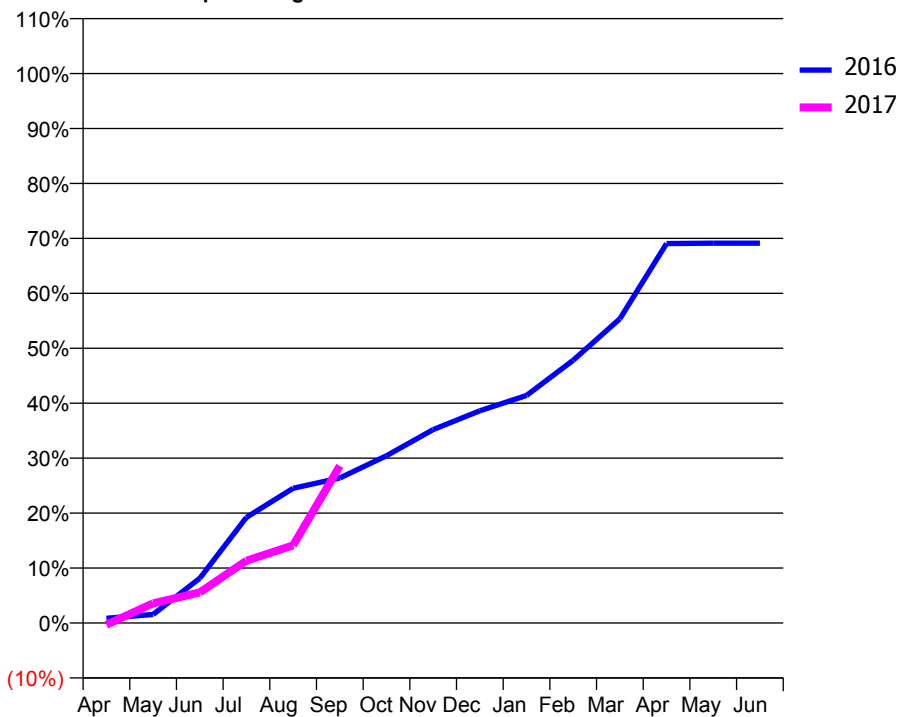
ACCESS*

Patients seen in 24 months	Total	Change since previous quarter
Quarter ending September 2015	1,595	
Quarter ending December 2015	1,555	↓
Quarter ending March 2016	1,574	→
Quarter ending June 2016	1,521	↓
Quarter ending September 2016	1,508	→
Variance since September 2015	(5.5%)	↓



ACTIVITY

Cumulative percentage of contracted UDA delivered 2016 & 2017



Adjusted Scheduled Activity (UDA)

Month	2016	2017
April	44	-16
May	79	181
June	411	281
July	970	573
August	1,238	714
September	1,332	1,443
October	1,537	
November	1,777	
December	1,950	
January	2,091	
February	2,414	
March	2,795	
April	3,485	
May	3,489	
June	3,489	

QUALITY

	Quantity	Base Number	Contract	AT	Region	England
% of FP17s for the same patient ID Re-attending within 3 months - Children	21	268	7.8%	9.9%	11.8%	12.4%
% of FP17s for the same patient ID Re-attending within 3 months - Adults	125	628	19.9%	16.0%	17.1%	16.7%
% of FP17s for the same patient ID Re-attending between 3 & 9 months - Children	97	268	36.2%	45.4%	45.8%	57.4%
% of FP17s for the same patient ID Re-attending between 3 & 9 months - Adults	147	628	23.4%	37.0%	37.6%	50.5%
% of FP17s for Band 1 Urgent Courses	102	636	16.0%	11.0%	10.6%	9.1%
% of FP17s Relating to Free Repair or Replacements	0	636	0.0%	0.6%	0.6%	0.8%
% of FP17s Relating to Continuations	12	636	1.9%	0.7%	0.9%	1.3%
% of Patients satisfied with the dentistry they have received	2	2	N/A	90.9%	90.2%	93.2%
% of Patients satisfied with the time they had to wait for an appointment	1	2	N/A	83.8%	83.8%	89.0%

* This is based on patients treated on this contract for their most recent course of treatment. Figures in italics indicate the base number of FP17s or Patient Questionnaire responses are less than 100. N/A is shown where the base number of responses is less than 10 during the period. % is calculated as Quantity/Base number*100

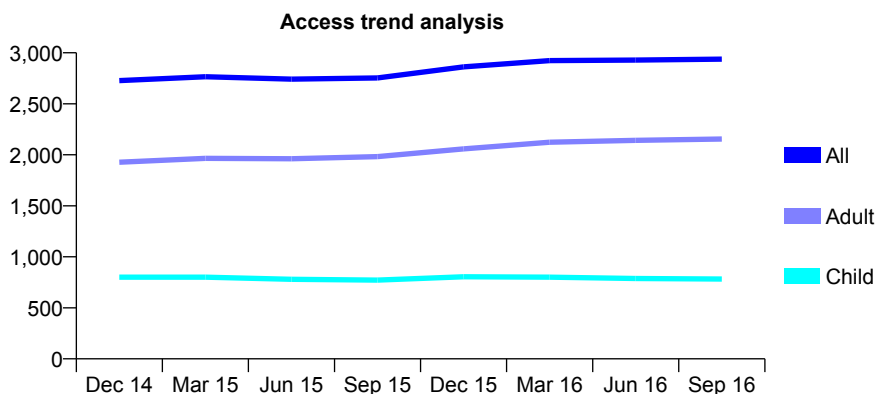
Q62 - Vital Signs At a Glance Contract Report for 352748/0001 - September 2016

Name or company name	MR DV CHAN
Contract type name	GDS Contract
Purpose of contract	General
Contract start date	01/04/2006
Contract end date	

16/17 Contracted general activity (UDA)	9,078
Carry forward general activity (UDA)	12
16/17 Contracted orthodontic activity (UOA)	0
Carry forward orthodontic activity (UOA)	0
Baseline contract value	£276,861.84

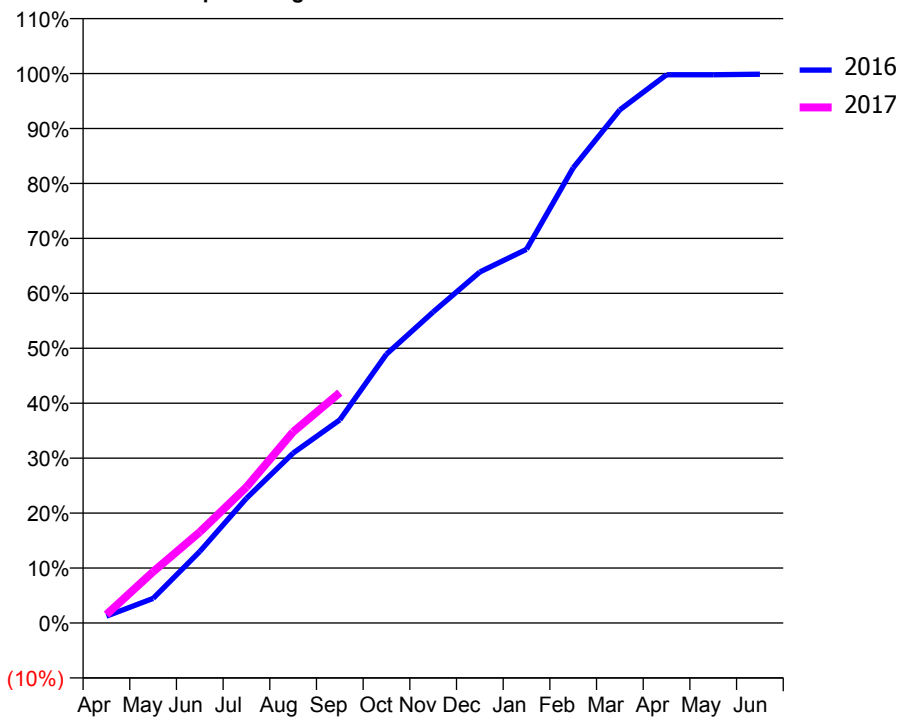
ACCESS*

Patients seen in 24 months	Total	Change since previous quarter
Quarter ending September 2015	2,754	
Quarter ending December 2015	2,862	↑
Quarter ending March 2016	2,924	↑
Quarter ending June 2016	2,929	→
Quarter ending September 2016	2,938	→
Variance since September 2015	6.7%	↑



ACTIVITY

Cumulative percentage of contracted UDA delivered 2016 & 2017



Month	Adjusted Scheduled Activity (UDA)	
	2016	2017
April	113	141
May	407	847
June	1,182	1,504
July	2,060	2,247
August	2,807	3,157
September	3,357	3,806
October	4,443	
November	5,138	
December	5,800	
January	6,174	
February	7,521	
March	8,479	
April	9,058	
May	9,056	
June	9,066	

QUALITY

	Quantity	Base Number	Contract	AT	Region	England
% of FP17s for the same patient ID Re-attending within 3 months - Children	64	663	9.7%	9.9%	11.8%	12.4%
% of FP17s for the same patient ID Re-attending within 3 months - Adults	136	1,492	9.1%	16.0%	17.1%	16.7%
% of FP17s for the same patient ID Re-attending between 3 & 9 months - Children	462	663	69.7%	45.4%	45.8%	57.4%
% of FP17s for the same patient ID Re-attending between 3 & 9 months - Adults	952	1,492	63.8%	37.0%	37.6%	50.5%
% of FP17s for Band 1 Urgent Courses	154	1,906	8.1%	11.0%	10.6%	9.1%
% of FP17s Relating to Free Repair or Replacements	9	1,906	0.5%	0.6%	0.6%	0.8%
% of FP17s Relating to Continuations	1	1,906	0.1%	0.7%	0.9%	1.3%
% of Patients satisfied with the dentistry they have received	7	7	N/A	90.9%	90.2%	93.2%
% of Patients satisfied with the time they had to wait for an appointment	5	7	N/A	83.8%	83.8%	89.0%

* This is based on patients treated on this contract for their most recent course of treatment. Figures in italics indicate the base number of FP17s or Patient Questionnaire responses are less than 100. N/A is shown where the base number of responses is less than 10 during the period. % is calculated as Quantity/Base number*100

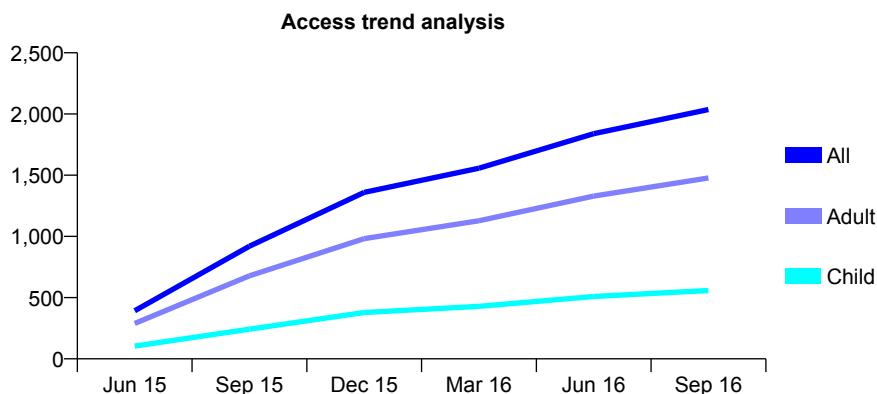
Q62 - Vital Signs At a Glance Contract Report for 353213/0003 - September 2016

Name or company name	MISS S KHAN
Contract type name	GDS Contract
Purpose of contract	General
Contract start date	01/04/2015
Contract end date	

16/17 Contracted general activity (UDA)	5,500
Carry forward general activity (UDA)	-109
16/17 Contracted orthodontic activity (UOA)	0
Carry forward orthodontic activity (UOA)	0
Baseline contract value	£134,504.49

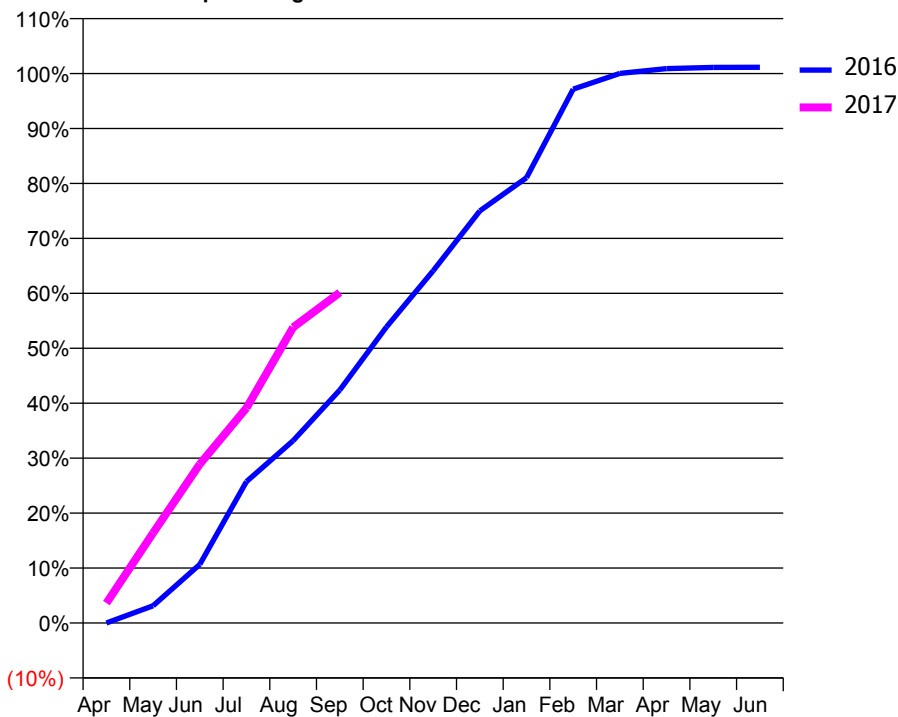
ACCESS*

Patients seen in 24 months	Total	Change since previous quarter
Quarter ending September 2015	920	
Quarter ending December 2015	1,360	↑
Quarter ending March 2016	1,557	↑
Quarter ending June 2016	1,839	↑
Quarter ending September 2016	2,036	↑
Variance since September 2015	121.3%	↑



ACTIVITY

Cumulative percentage of contracted UDA delivered 2016 & 2017



Adjusted Scheduled Activity (UDA)

Month	2016	2017
April	0	200
May	172	902
June	586	1,590
July	1,415	2,153
August	1,825	2,959
September	2,333	3,307
October	2,964	
November	3,525	
December	4,125	
January	4,458	
February	5,343	
March	5,501	
April	5,549	
May	5,561	
June	5,562	

QUALITY

	Quantity	Base Number	Contract	AT	Region	England
% of FP17s for the same patient ID Re-attending within 3 months - Children	28	369	7.6%	9.9%	11.8%	12.4%
% of FP17s for the same patient ID Re-attending within 3 months - Adults	105	973	10.8%	16.0%	17.1%	16.7%
% of FP17s for the same patient ID Re-attending between 3 & 9 months - Children	144	369	39.0%	45.4%	45.8%	57.4%
% of FP17s for the same patient ID Re-attending between 3 & 9 months - Adults	446	973	45.8%	37.0%	37.6%	50.5%
% of FP17s for Band 1 Urgent Courses	72	1,298	5.5%	11.0%	10.6%	9.1%
% of FP17s Relating to Free Repair or Replacements	5	1,298	0.4%	0.6%	0.6%	0.8%
% of FP17s Relating to Continuations	2	1,298	0.2%	0.7%	0.9%	1.3%
% of Patients satisfied with the dentistry they have received	2	2	N/A	90.9%	90.2%	93.2%
% of Patients satisfied with the time they had to wait for an appointment	1	2	N/A	83.8%	83.8%	89.0%

* This is based on patients treated on this contract for their most recent course of treatment. Figures in italics indicate the base number of FP17s or Patient Questionnaire responses are less than 100. N/A is shown where the base number of responses is less than 10 during the period. % is calculated as Quantity/Base number*100

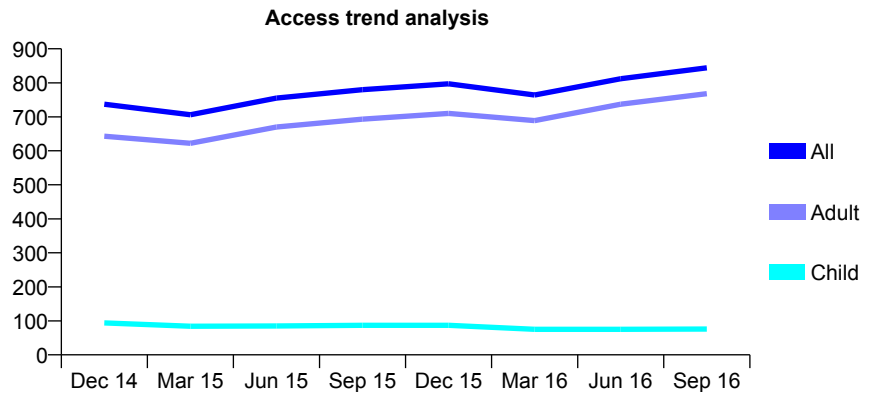
Q62 - Vital Signs At a Glance Contract Report for 355569/0002 - September 2016

Name or company name	MISS S LALANI
Contract type name	GDS Contract
Purpose of contract	General
Contract start date	09/05/2006
Contract end date	

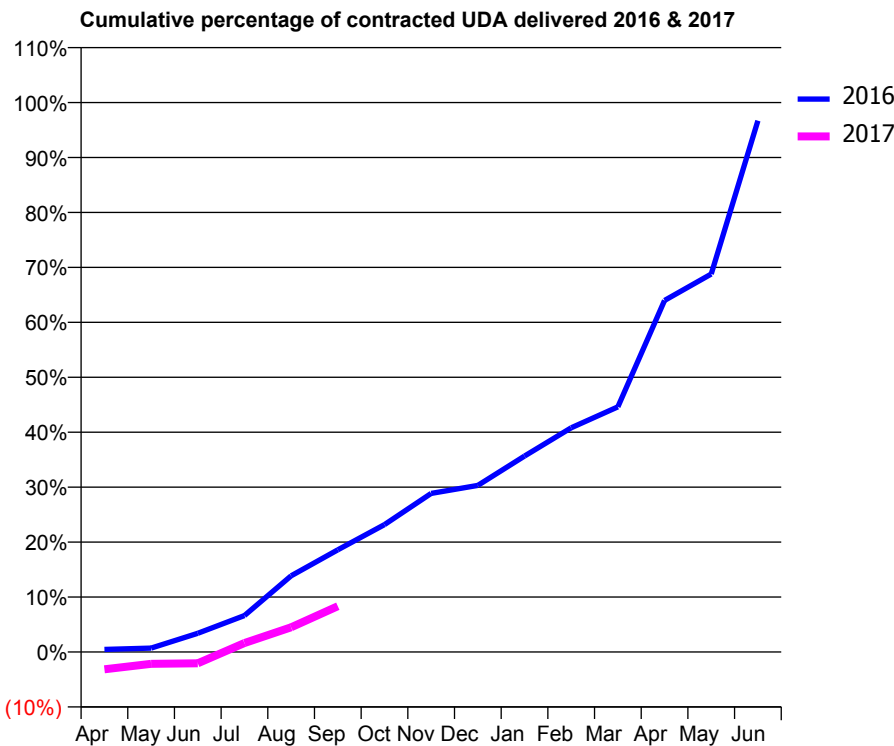
16/17 Contracted general activity (UDA)	4,500
Carry forward general activity (UDA)	149
16/17 Contracted orthodontic activity (UOA)	0
Carry forward orthodontic activity (UOA)	0
Baseline contract value	£136,907.31

ACCESS*

Patients seen in 24 months	Total	Change since previous quarter
Quarter ending September 2015	780	
Quarter ending December 2015	797	↑
Quarter ending March 2016	764	↓
Quarter ending June 2016	812	↑
Quarter ending September 2016	844	↑
Variance since September 2015	8.2%	↑



ACTIVITY



Month	Adjusted Scheduled Activity (UDA)	
	2016	2017
April	21	-142
May	32	-97
June	153	-93
July	299	73
August	625	202
September	837	375
October	1,043	
November	1,299	
December	1,365	
January	1,605	
February	1,837	
March	2,007	
April	2,879	
May	3,095	
June	4,351	

QUALITY

	Quantity	Base Number	Contract	AT	Region	England
% of FP17s for the same patient ID Re-attending within 3 months - Children	2	34	5.9%	9.9%	11.8%	12.4%
% of FP17s for the same patient ID Re-attending within 3 months - Adults	45	436	10.3%	16.0%	17.1%	16.7%
% of FP17s for the same patient ID Re-attending between 3 & 9 months - Children	9	34	26.5%	45.4%	45.8%	57.4%
% of FP17s for the same patient ID Re-attending between 3 & 9 months - Adults	96	436	22.0%	37.0%	37.6%	50.5%
% of FP17s for Band 1 Urgent Courses	41	204	20.1%	11.0%	10.6%	9.1%
% of FP17s Relating to Free Repair or Replacements	0	204	0.0%	0.6%	0.6%	0.8%
% of FP17s Relating to Continuations	0	204	0.0%	0.7%	0.9%	1.3%
% of Patients satisfied with the dentistry they have received	2	4	N/A	90.9%	90.2%	93.2%
% of Patients satisfied with the time they had to wait for an appointment	4	4	N/A	83.8%	83.8%	89.0%

* This is based on patients treated on this contract for their most recent course of treatment. Figures in italics indicate the base number of FP17s or Patient Questionnaire responses are less than 100. N/A is shown where the base number of responses is less than 10 during the period. % is calculated as Quantity/Base number*100

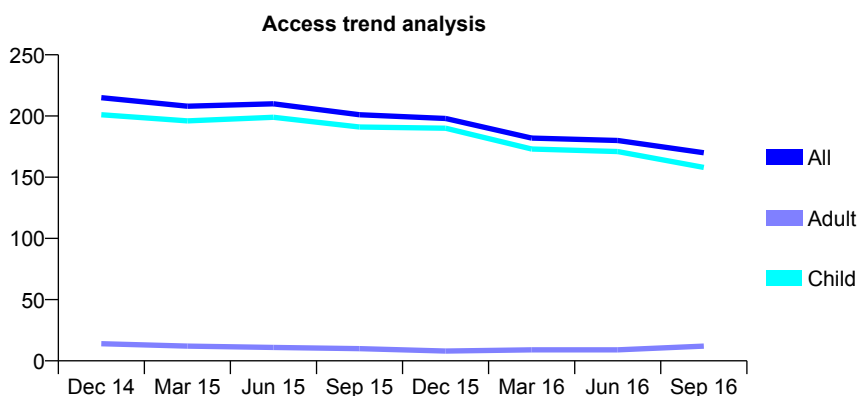
Q62 - Vital Signs At a Glance Contract Report for 355968/0001 - September 2016

Name or company name	MR JP RUPARELIA
Contract type name	GDS Contract
Purpose of contract	General
Contract start date	01/05/2007
Contract end date	

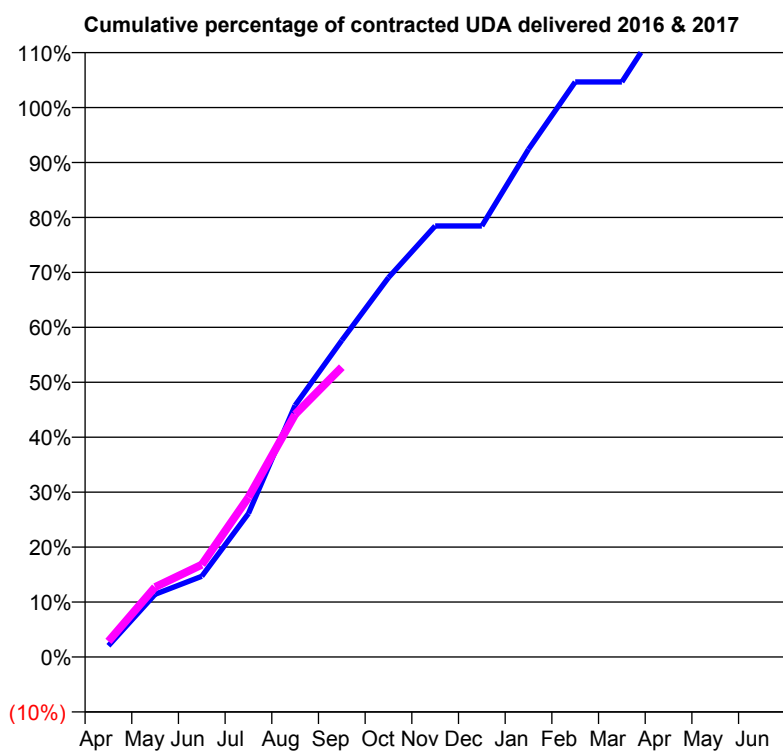
16/17 Contracted general activity (UDA)	245
Carry forward general activity (UDA)	-5
16/17 Contracted orthodontic activity (UOA)	0
Carry forward orthodontic activity (UOA)	0
Baseline contract value	£5,725.42

ACCESS*

Patients seen in 24 months	Total	Change since previous quarter
Quarter ending September 2015	201	
Quarter ending December 2015	198	↓
Quarter ending March 2016	182	↓
Quarter ending June 2016	180	↓
Quarter ending September 2016	170	↓
Variance since September 2015	(15.4%)	↓



ACTIVITY



Month	Adjusted Scheduled Activity (UDA)	
	2016	2017
April	5	7
May	28	31
June	36	41
July	64	71
August	112	108
September	141	129
October	169	
November	192	
December	192	
January	226	
February	256	
March	256	
April	288	
May	288	
June	288	

QUALITY

	Quantity	Base Number	Contract	AT	Region	England
% of FP17s for the same patient ID Re-attending within 3 months - Children	4	97	4.1%	9.9%	11.8%	12.4%
% of FP17s for the same patient ID Re-attending within 3 months - Adults	0	3	0.0%	16.0%	17.1%	16.7%
% of FP17s for the same patient ID Re-attending between 3 & 9 months - Children	33	97	34.0%	45.4%	45.8%	57.4%
% of FP17s for the same patient ID Re-attending between 3 & 9 months - Adults	0	3	0.0%	37.0%	37.6%	50.5%
% of FP17s for Band 1 Urgent Courses	1	76	1.3%	11.0%	10.6%	9.1%
% of FP17s Relating to Free Repair or Replacements	0	76	0.0%	0.6%	0.6%	0.8%
% of FP17s Relating to Continuations	0	76	0.0%	0.7%	0.9%	1.3%
% of Patients satisfied with the dentistry they have received	2	2	N/A	90.9%	90.2%	93.2%
% of Patients satisfied with the time they had to wait for an appointment	2	2	N/A	83.8%	83.8%	89.0%

* This is based on patients treated on this contract for their most recent course of treatment. Figures in italics indicate the base number of FP17s or Patient Questionnaire responses are less than 100. N/A is shown where the base number of responses is less than 10 during the period. % is calculated as Quantity/Base number*100

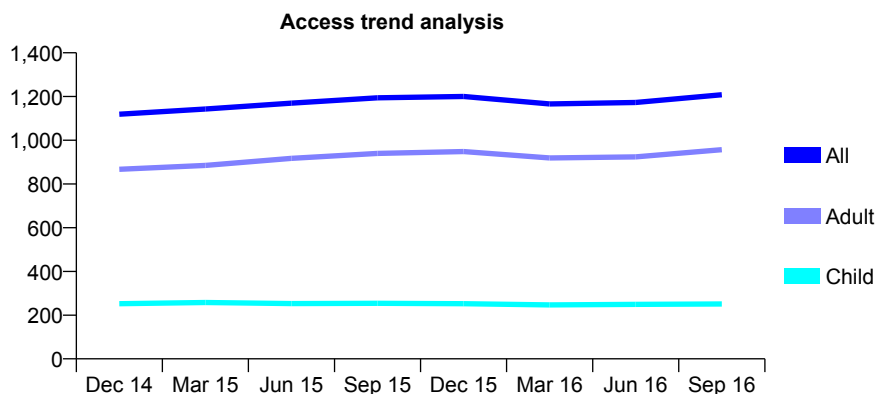
Q62 - Vital Signs At a Glance Contract Report for 358037/0001 - September 2016

Name or company name	MR MR NAJAFI
Contract type name	GDS Contract
Purpose of contract	General
Contract start date	01/04/2006
Contract end date	

16/17 Contracted general activity (UDA)	4,196
Carry forward general activity (UDA)	-71
16/17 Contracted orthodontic activity (UOA)	0
Carry forward orthodontic activity (UOA)	0
Baseline contract value	£108,868.94

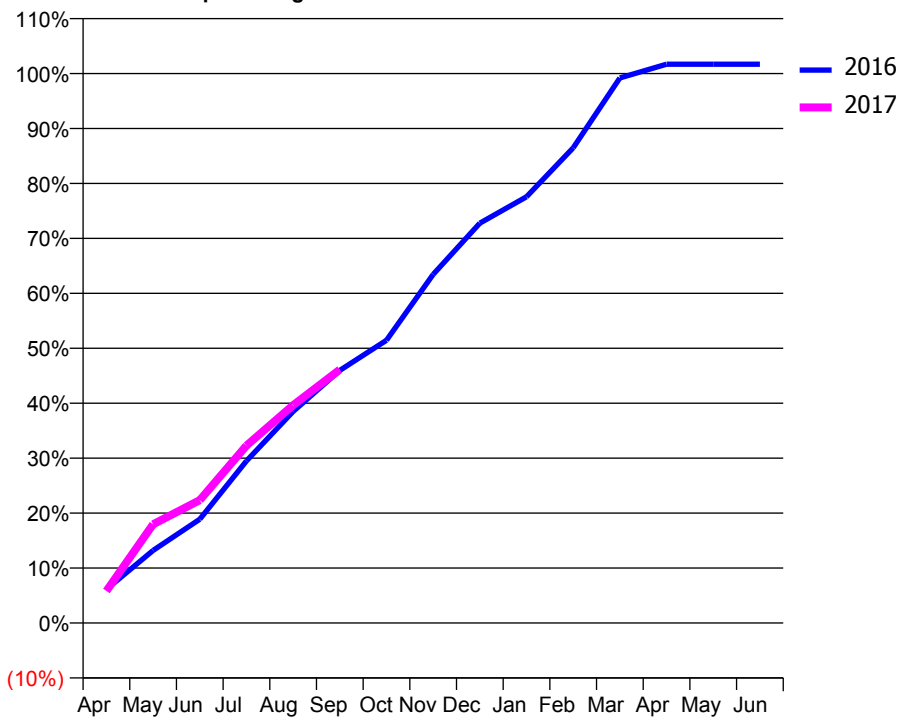
ACCESS*

Patients seen in 24 months	Total	Change since previous quarter
Quarter ending September 2015	1,194	
Quarter ending December 2015	1,200	→
Quarter ending March 2016	1,166	↓
Quarter ending June 2016	1,173	→
Quarter ending September 2016	1,208	↑
Variance since September 2015	1.2%	→



ACTIVITY

Cumulative percentage of contracted UDA delivered 2016 & 2017



Month	Adjusted Scheduled Activity (UDA)	
	2016	2017
April	257	244
May	554	754
June	792	939
July	1,238	1,355
August	1,615	1,663
September	1,929	1,935
October	2,160	
November	2,663	
December	3,053	
January	3,255	
February	3,628	
March	4,162	
April	4,267	
May	4,267	
June	4,267	

QUALITY

	Quantity	Base Number	Contract	AT	Region	England
% of FP17s for the same patient ID Re-attending within 3 months - Children	18	149	12.1%	9.9%	11.8%	12.4%
% of FP17s for the same patient ID Re-attending within 3 months - Adults	58	462	12.6%	16.0%	17.1%	16.7%
% of FP17s for the same patient ID Re-attending between 3 & 9 months - Children	60	149	40.3%	45.4%	45.8%	57.4%
% of FP17s for the same patient ID Re-attending between 3 & 9 months - Adults	124	462	26.8%	37.0%	37.6%	50.5%
% of FP17s for Band 1 Urgent Courses	92	579	15.9%	11.0%	10.6%	9.1%
% of FP17s Relating to Free Repair or Replacements	5	579	0.9%	0.6%	0.6%	0.8%
% of FP17s Relating to Continuations	4	579	0.7%	0.7%	0.9%	1.3%
% of Patients satisfied with the dentistry they have received	0	0	N/A	90.9%	90.2%	93.2%
% of Patients satisfied with the time they had to wait for an appointment	0	0	N/A	83.8%	83.8%	89.0%

* This is based on patients treated on this contract for their most recent course of treatment. Figures in italics indicate the base number of FP17s or Patient Questionnaire responses are less than 100. N/A is shown where the base number of responses is less than 10 during the period. % is calculated as Quantity/Base number*100

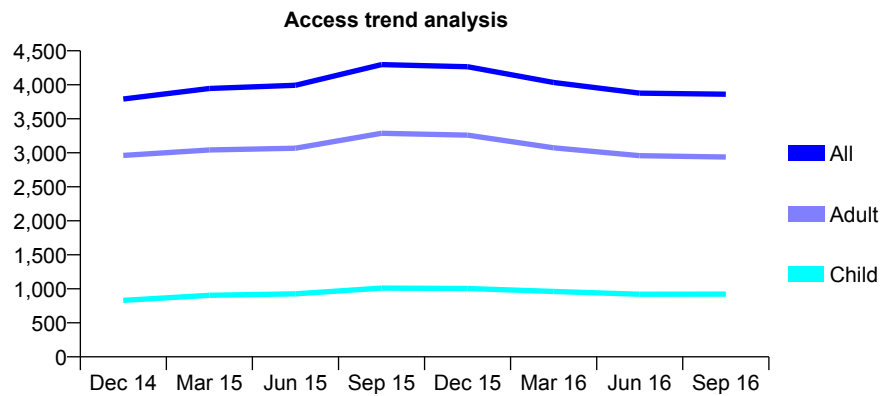
Q62 - Vital Signs At a Glance Contract Report for 359270/0001 - September 2016

Name or company name	MR AF RAI
Contract type name	GDS Contract
Purpose of contract	General
Contract start date	01/02/2009
Contract end date	

16/17 Contracted general activity (UDA)	9,679
Carry forward general activity (UDA)	237
16/17 Contracted orthodontic activity (UOA)	0
Carry forward orthodontic activity (UOA)	0
Baseline contract value	£203,498.78

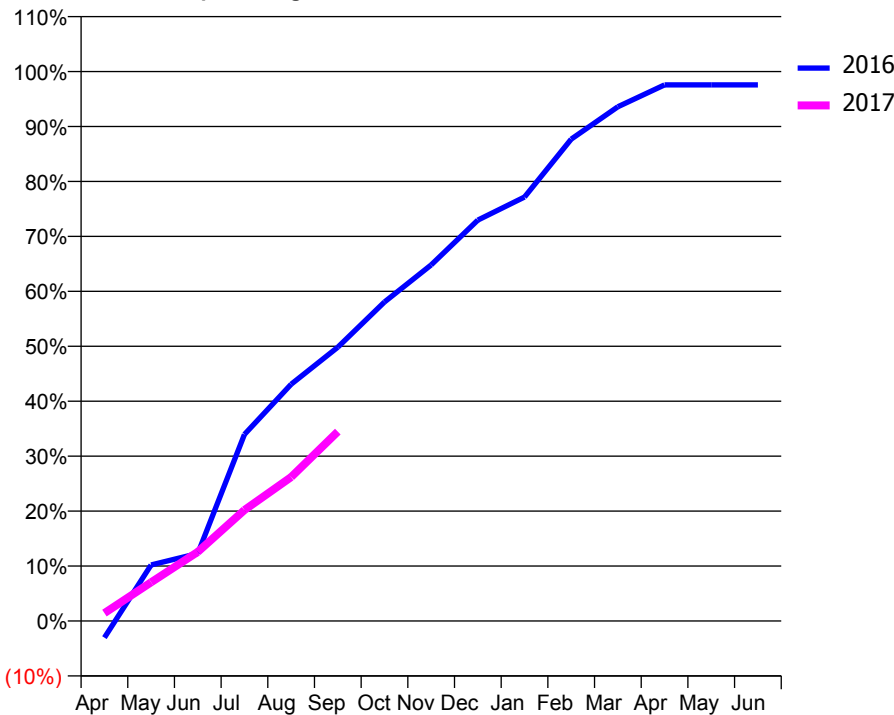
ACCESS*

Patients seen in 24 months	Total	Change since previous quarter
Quarter ending September 2015	4,298	
Quarter ending December 2015	4,265	→
Quarter ending March 2016	4,035	↓
Quarter ending June 2016	3,878	↓
Quarter ending September 2016	3,862	→
Variance since September 2015	(10.1%)	↓



ACTIVITY

Cumulative percentage of contracted UDA delivered 2016 & 2017



Month	Adjusted Scheduled Activity (UDA)	
	2016	2017
April	-294	139
May	988	681
June	1,189	1,218
July	3,287	1,956
August	4,170	2,535
September	4,823	3,335
October	5,620	
November	6,273	
December	7,062	
January	7,467	
February	8,488	
March	9,057	
April	9,442	
May	9,442	
June	9,442	

QUALITY

	Quantity	Base Number	Contract	AT	Region	England
% of FP17s for the same patient ID Re-attending within 3 months - Children	45	683	6.6%	9.9%	11.8%	12.4%
% of FP17s for the same patient ID Re-attending within 3 months - Adults	178	1,659	10.7%	16.0%	17.1%	16.7%
% of FP17s for the same patient ID Re-attending between 3 & 9 months - Children	432	683	63.3%	45.4%	45.8%	57.4%
% of FP17s for the same patient ID Re-attending between 3 & 9 months - Adults	806	1,659	48.6%	37.0%	37.6%	50.5%
% of FP17s for Band 1 Urgent Courses	207	2,155	9.6%	11.0%	10.6%	9.1%
% of FP17s Relating to Free Repair or Replacements	12	2,155	0.6%	0.6%	0.6%	0.8%
% of FP17s Relating to Continuations	12	2,155	0.6%	0.7%	0.9%	1.3%
% of Patients satisfied with the dentistry they have received	0	0	N/A	90.9%	90.2%	93.2%
% of Patients satisfied with the time they had to wait for an appointment	0	0	N/A	83.8%	83.8%	89.0%

* This is based on patients treated on this contract for their most recent course of treatment. Figures in italics indicate the base number of FP17s or Patient Questionnaire responses are less than 100. N/A is shown where the base number of responses is less than 10 during the period. % is calculated as Quantity/Base number*100

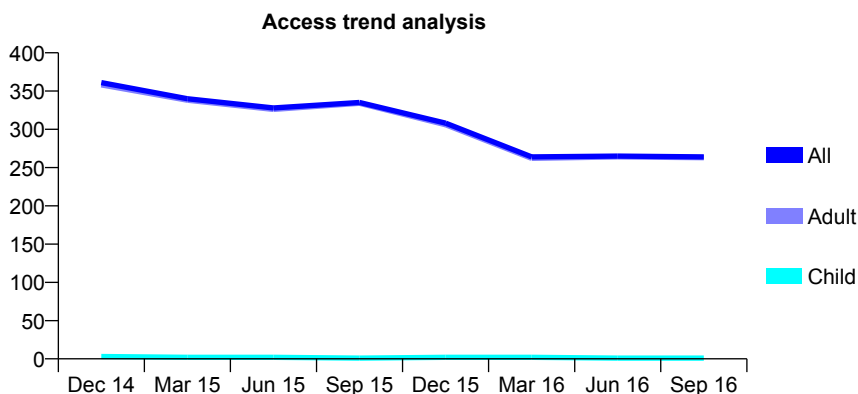
Q62 - Vital Signs At a Glance Contract Report for 359270/0006 - September 2016

Name or company name	MR AF RAI
Contract type name	PDS Contract
Purpose of contract	General
Contract start date	11/01/2010
Contract end date	

16/17 Contracted general activity (UDA)	2,500
Carry forward general activity (UDA)	0
16/17 Contracted orthodontic activity (UOA)	0
Carry forward orthodontic activity (UOA)	0
Baseline contract value	£51,498.98

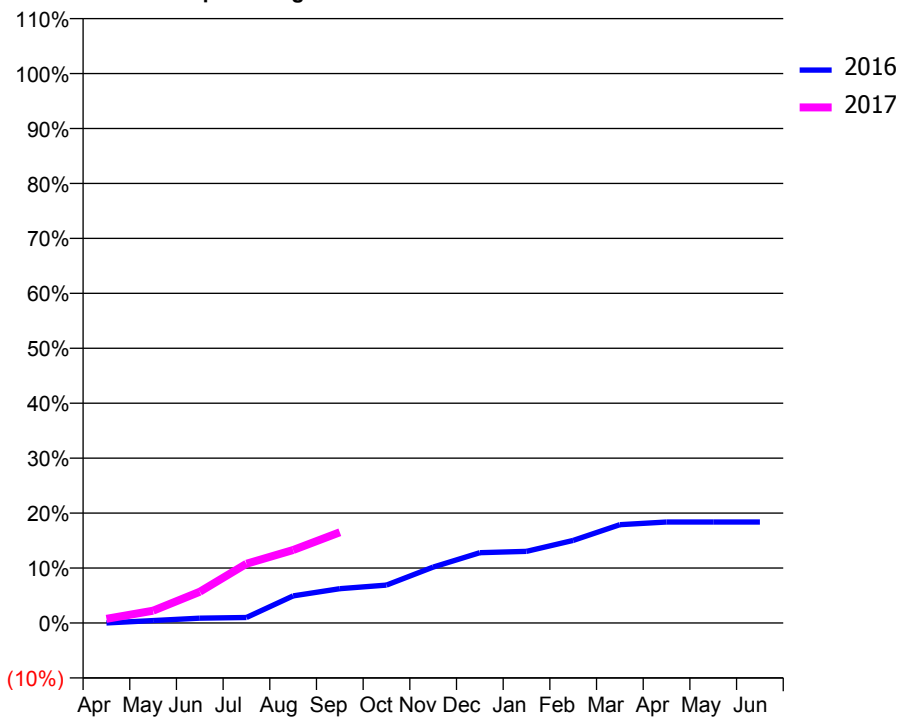
ACCESS*

Patients seen in 24 months	Total	Change since previous quarter
Quarter ending September 2015	335	
Quarter ending December 2015	308	↓
Quarter ending March 2016	264	↓
Quarter ending June 2016	265	→
Quarter ending September 2016	264	→
Variance since September 2015	(21.2%)	↓



ACTIVITY

Cumulative percentage of contracted UDA delivered 2016 & 2017



Month	Adjusted Scheduled Activity (UDA)	
	2016	2017
April	0	19
May	11	56
June	22	142
July	25	269
August	123	332
September	156	413
October	172	
November	255	
December	320	
January	326	
February	376	
March	447	
April	459	
May	459	
June	459	

QUALITY

	Quantity	Base Number	Contract	AT	Region	England
% of FP17s for the same patient ID Re-attending within 3 months - Children	0	0	N/A	9.9%	11.8%	12.4%
% of FP17s for the same patient ID Re-attending within 3 months - Adults	4	157	2.5%	16.0%	17.1%	16.7%
% of FP17s for the same patient ID Re-attending between 3 & 9 months - Children	0	0	N/A	45.4%	45.8%	57.4%
% of FP17s for the same patient ID Re-attending between 3 & 9 months - Adults	43	157	27.4%	37.0%	37.6%	50.5%
% of FP17s for Band 1 Urgent Courses	3	146	2.1%	11.0%	10.6%	9.1%
% of FP17s Relating to Free Repair or Replacements	0	146	0.0%	0.6%	0.6%	0.8%
% of FP17s Relating to Continuations	0	146	0.0%	0.7%	0.9%	1.3%
% of Patients satisfied with the dentistry they have received	0	0	N/A	90.9%	90.2%	93.2%
% of Patients satisfied with the time they had to wait for an appointment	0	0	N/A	83.8%	83.8%	89.0%

* This is based on patients treated on this contract for their most recent course of treatment. Figures in italics indicate the base number of FP17s or Patient Questionnaire responses are less than 100. N/A is shown where the base number of responses is less than 10 during the period. % is calculated as Quantity/Base number*100

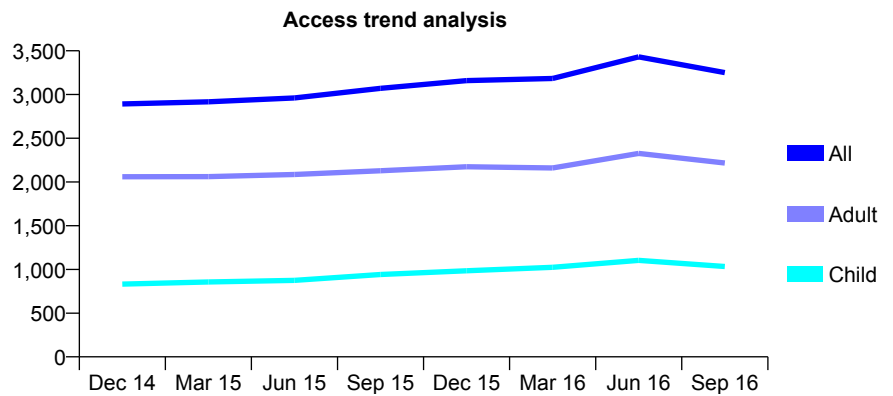
Q62 - Vital Signs At a Glance Contract Report for 359270/0007 - September 2016

Name or company name	MR AF RAI
Contract type name	GDS Contract
Purpose of contract	General
Contract start date	23/12/2009
Contract end date	

16/17 Contracted general activity (UDA)	13,096
Carry forward general activity (UDA)	0
16/17 Contracted orthodontic activity (UOA)	0
Carry forward orthodontic activity (UOA)	0
Baseline contract value	£380,263.60

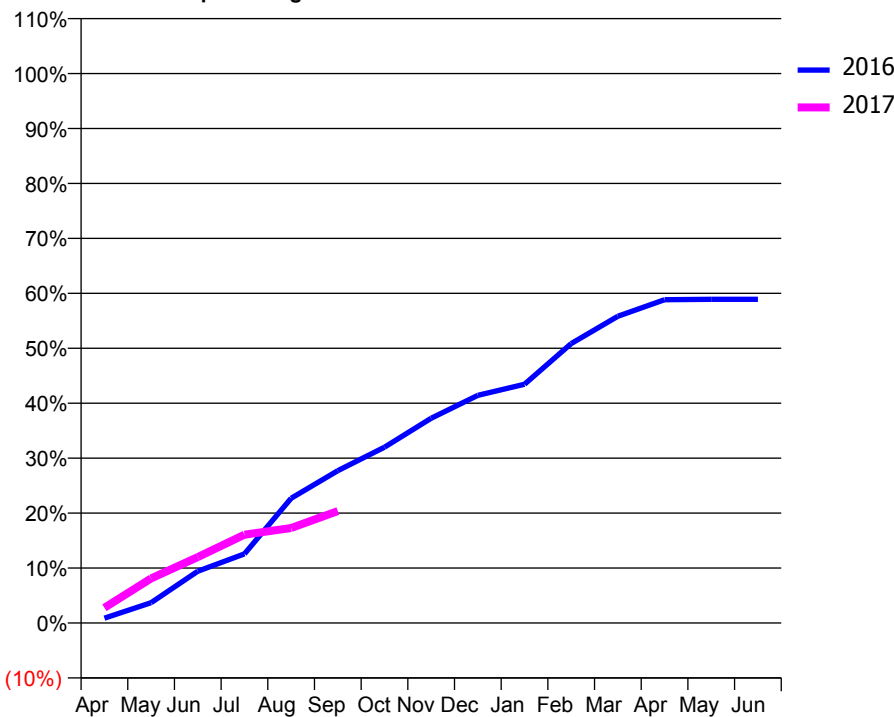
ACCESS*

Patients seen in 24 months	Total	Change since previous quarter
Quarter ending September 2015	3,070	
Quarter ending December 2015	3,159	↑
Quarter ending March 2016	3,184	→
Quarter ending June 2016	3,430	↑
Quarter ending September 2016	3,250	↓
Variance since September 2015	5.9%	↑



ACTIVITY

Cumulative percentage of contracted UDA delivered 2016 & 2017



Month	Adjusted Scheduled Activity (UDA)	
	2016	2017
April	134	363
May	554	1,063
June	1,414	1,572
July	1,886	2,105
August	3,404	2,263
September	4,160	2,669
October	4,800	
November	5,589	
December	6,214	
January	6,517	
February	7,626	
March	8,373	
April	8,825	
May	8,838	
June	8,837	

QUALITY

	Quantity	Base Number	Contract	AT	Region	England
% of FP17s for the same patient ID Re-attending within 3 months - Children	41	459	8.9%	9.9%	11.8%	12.4%
% of FP17s for the same patient ID Re-attending within 3 months - Adults	129	929	13.9%	16.0%	17.1%	16.7%
% of FP17s for the same patient ID Re-attending between 3 & 9 months - Children	203	459	44.2%	45.4%	45.8%	57.4%
% of FP17s for the same patient ID Re-attending between 3 & 9 months - Adults	351	929	37.8%	37.0%	37.6%	50.5%
% of FP17s for Band 1 Urgent Courses	194	1,150	16.9%	11.0%	10.6%	9.1%
% of FP17s Relating to Free Repair or Replacements	2	1,150	0.2%	0.6%	0.6%	0.8%
% of FP17s Relating to Continuations	1	1,150	0.1%	0.7%	0.9%	1.3%
% of Patients satisfied with the dentistry they have received	1	1	N/A	90.9%	90.2%	93.2%
% of Patients satisfied with the time they had to wait for an appointment	1	1	N/A	83.8%	83.8%	89.0%

* This is based on patients treated on this contract for their most recent course of treatment. Figures in italics indicate the base number of FP17s or Patient Questionnaire responses are less than 100. N/A is shown where the base number of responses is less than 10 during the period. % is calculated as Quantity/Base number*100

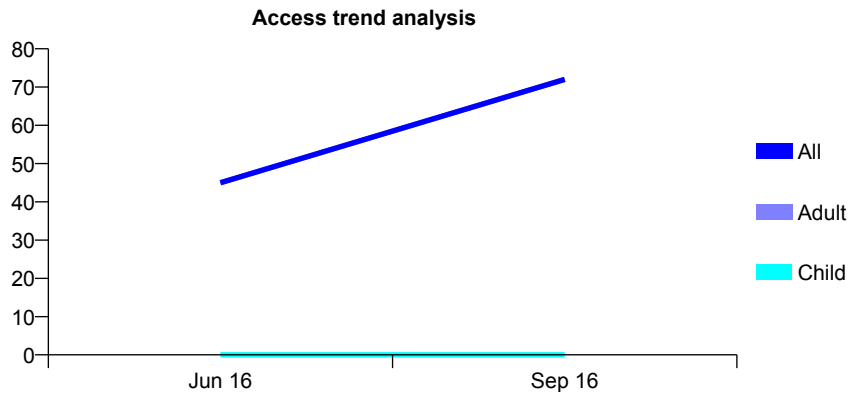
Q62 - Vital Signs At a Glance Contract Report for 359270/0023 - September 2016

Name or company name	MR AF RAI
Contract type name	PDS Contract
Purpose of contract	General
Contract start date	01/12/2015
Contract end date	30/06/2017

16/17 Contracted general activity (UDA)	500
Carry forward general activity (UDA)	-3
16/17 Contracted orthodontic activity (UOA)	0
Carry forward orthodontic activity (UOA)	0
Baseline contract value	£13,202.40

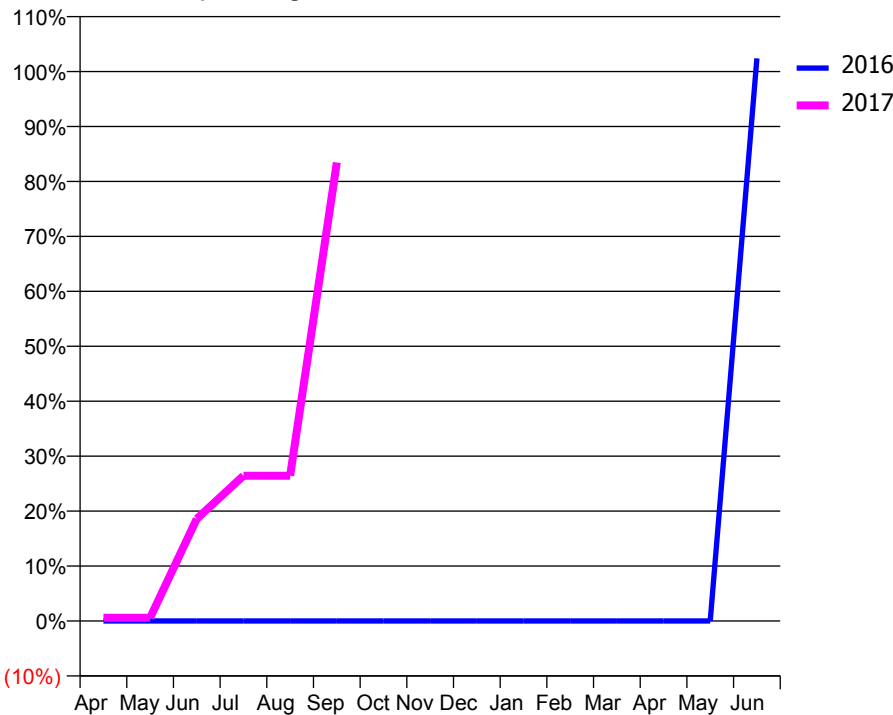
ACCESS*

Patients seen in 24 months	Total	Change since previous quarter
Quarter ending September 2015	0	
Quarter ending December 2015	0	
Quarter ending March 2016	0	
Quarter ending June 2016	45	↑
Quarter ending September 2016	72	↑
Variance since September 2015	N/A	



ACTIVITY

Cumulative percentage of contracted UDA delivered 2016 & 2017



Month	Adjusted Scheduled Activity (UDA)	
	2016	2017
April	0	3
May	0	3
June	0	93
July	0	132
August	0	132
September	0	417
October	0	
November	0	
December	0	
January	0	
February	0	
March	0	
April	0	
May	0	
June	171	

QUALITY

	Quantity	Base Number	Contract	AT	Region	England
% of FP17s for the same patient ID Re-attending within 3 months - Children	0	0	N/A	9.9%	11.8%	12.4%
% of FP17s for the same patient ID Re-attending within 3 months - Adults	2	73	2.7%	16.0%	17.1%	16.7%
% of FP17s for the same patient ID Re-attending between 3 & 9 months - Children	0	0	N/A	45.4%	45.8%	57.4%
% of FP17s for the same patient ID Re-attending between 3 & 9 months - Adults	0	73	0.0%	37.0%	37.6%	50.5%
% of FP17s for Band 1 Urgent Courses	1	44	2.3%	11.0%	10.6%	9.1%
% of FP17s Relating to Free Repair or Replacements	0	44	0.0%	0.6%	0.6%	0.8%
% of FP17s Relating to Continuations	1	44	2.3%	0.7%	0.9%	1.3%
% of Patients satisfied with the dentistry they have received	0	0	N/A	90.9%	90.2%	93.2%
% of Patients satisfied with the time they had to wait for an appointment	0	0	N/A	83.8%	83.8%	89.0%

* This is based on patients treated on this contract for their most recent course of treatment. Figures in italics indicate the base number of FP17s or Patient Questionnaire responses are less than 100. N/A is shown where the base number of responses is less than 10 during the period. % is calculated as Quantity/Base number*100

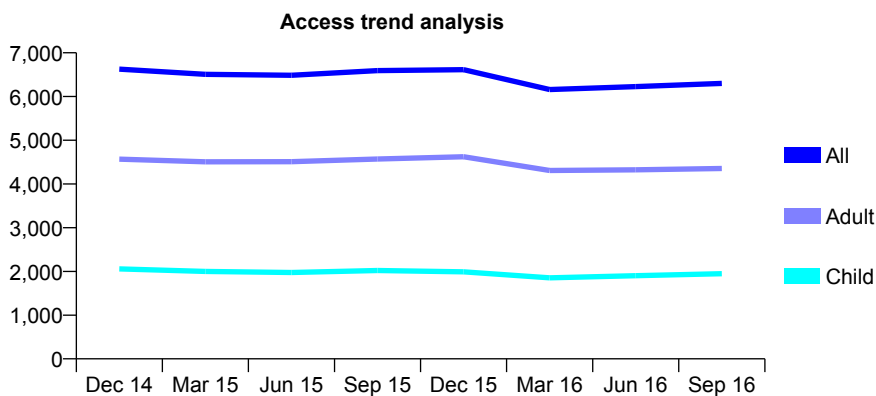
Q62 - Vital Signs At a Glance Contract Report for 359556/0001 - September 2016

Name or company name	MISS AR PATEL
Contract type name	GDS Contract
Purpose of contract	General
Contract start date	01/12/2006
Contract end date	

16/17 Contracted general activity (UDA)	16,625
Carry forward general activity (UDA)	708
16/17 Contracted orthodontic activity (UOA)	0
Carry forward orthodontic activity (UOA)	0
Baseline contract value	£504,159.31

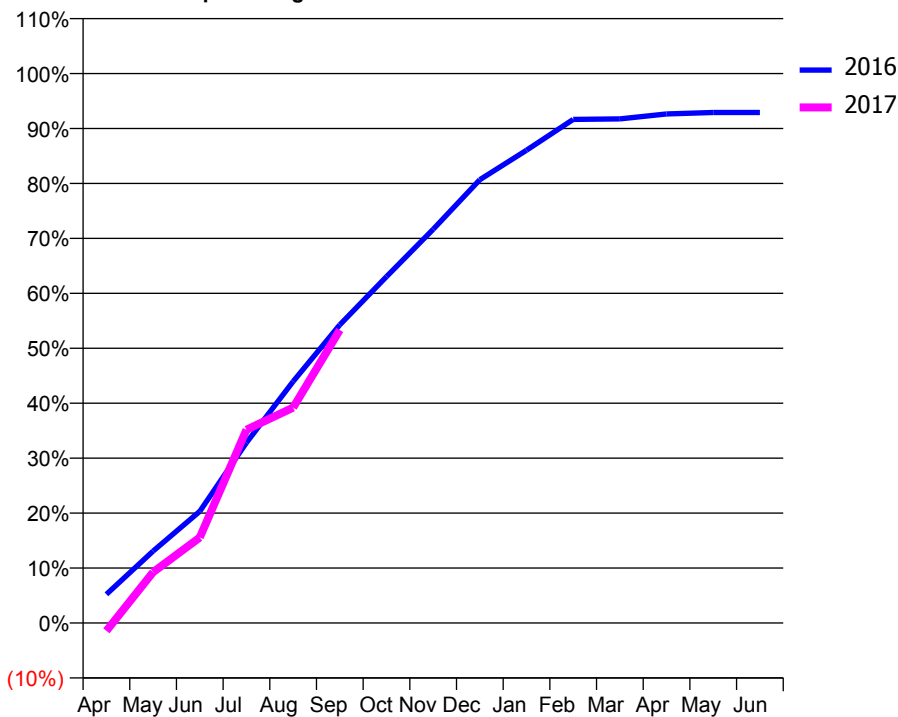
ACCESS*

Patients seen in 24 months	Total	Change since previous quarter
Quarter ending September 2015	6,593	
Quarter ending December 2015	6,613	→
Quarter ending March 2016	6,161	↓
Quarter ending June 2016	6,227	→
Quarter ending September 2016	6,301	→
Variance since September 2015	(4.4%)	↓



ACTIVITY

Cumulative percentage of contracted UDA delivered 2016 & 2017



Month	Adjusted Scheduled Activity (UDA)	
	2016	2017
April	870	-239
May	2,176	1,539
June	3,381	2,587
July	5,456	5,848
August	7,309	6,517
September	9,022	8,865
October	10,478	
November	11,911	
December	13,412	
January	14,304	
February	15,236	
March	15,252	
April	15,401	
May	15,447	
June	15,446	

QUALITY

	Quantity	Base Number	Contract	AT	Region	England
% of FP17s for the same patient ID Re-attending within 3 months - Children	64	1,271	5.0%	9.9%	11.8%	12.4%
% of FP17s for the same patient ID Re-attending within 3 months - Adults	296	2,454	12.1%	16.0%	17.1%	16.7%
% of FP17s for the same patient ID Re-attending between 3 & 9 months - Children	400	1,271	31.5%	45.4%	45.8%	57.4%
% of FP17s for the same patient ID Re-attending between 3 & 9 months - Adults	717	2,454	29.2%	37.0%	37.6%	50.5%
% of FP17s for Band 1 Urgent Courses	377	3,508	10.7%	11.0%	10.6%	9.1%
% of FP17s Relating to Free Repair or Replacements	15	3,508	0.4%	0.6%	0.6%	0.8%
% of FP17s Relating to Continuations	4	3,508	0.1%	0.7%	0.9%	1.3%
% of Patients satisfied with the dentistry they have received	2	2	N/A	90.9%	90.2%	93.2%
% of Patients satisfied with the time they had to wait for an appointment	2	2	N/A	83.8%	83.8%	89.0%

* This is based on patients treated on this contract for their most recent course of treatment. Figures in italics indicate the base number of FP17s or Patient Questionnaire responses are less than 100. N/A is shown where the base number of responses is less than 10 during the period. % is calculated as Quantity/Base number*100

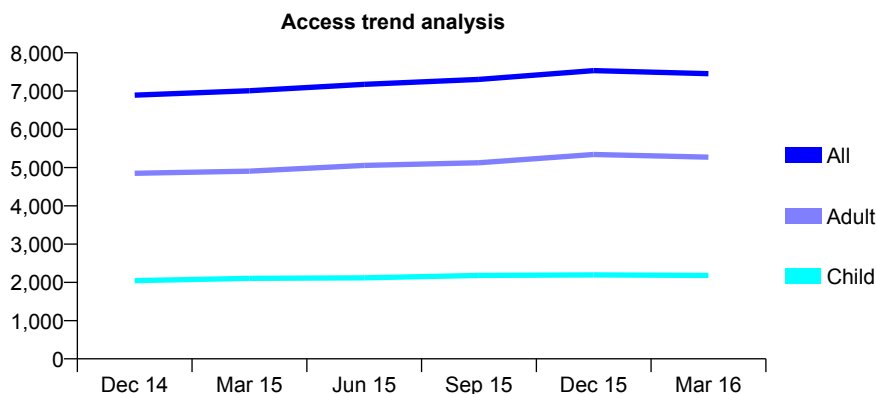
Q62 - Vital Signs At a Glance Contract Report for 359556/0002 - September 2016

Name or company name	MISS AR PATEL
Contract type name	GDS Contract
Purpose of contract	General
Contract start date	01/06/2008
Contract end date	

16/17 Contracted general activity (UDA)	16,568
Carry forward general activity (UDA)	445
16/17 Contracted orthodontic activity (UOA)	0
Carry forward orthodontic activity (UOA)	0
Baseline contract value	£373,881.36

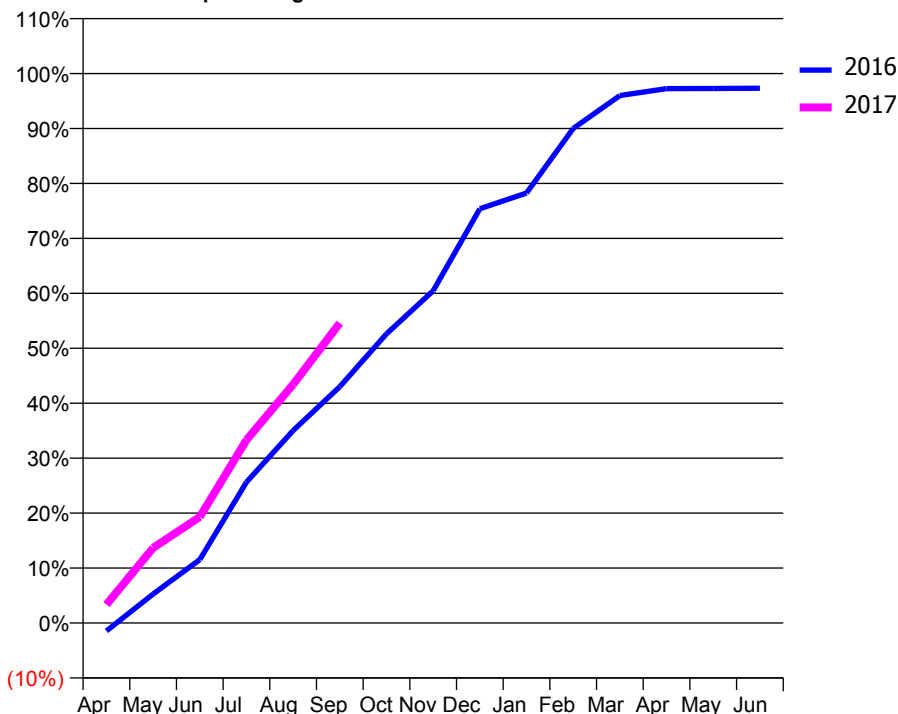
ACCESS*

Patients seen in 24 months	Total	Change since previous quarter
Quarter ending September 2015	7,305	
Quarter ending December 2015	7,535	↑
Quarter ending March 2016	7,455	↓
Quarter ending June 2016	0	
Quarter ending September 2016	0	
Variance since September 2015	N/A	



ACTIVITY

Cumulative percentage of contracted UDA delivered 2016 & 2017



Adjusted Scheduled Activity (UDA)

Month	2016	2017
April	-242	556
May	874	2,267
June	1,911	3,200
July	4,248	5,519
August	5,803	7,195
September	7,127	9,043
October	8,718	
November	10,017	
December	12,488	
January	12,962	
February	14,909	
March	15,904	
April	16,111	
May	16,116	
June	16,123	

QUALITY

	Quantity	Base Number	Contract	AT	Region	England
% of FP17s for the same patient ID Re-attending within 3 months - Children	106	1,567	6.8%	9.9%	11.8%	12.4%
% of FP17s for the same patient ID Re-attending within 3 months - Adults	375	3,239	11.6%	16.0%	17.1%	16.7%
% of FP17s for the same patient ID Re-attending between 3 & 9 months - Children	657	1,567	41.9%	45.4%	45.8%	57.4%
% of FP17s for the same patient ID Re-attending between 3 & 9 months - Adults	1,259	3,239	38.9%	37.0%	37.6%	50.5%
% of FP17s for Band 1 Urgent Courses	316	4,155	7.6%	11.0%	10.6%	9.1%
% of FP17s Relating to Free Repair or Replacements	15	4,155	0.4%	0.6%	0.6%	0.8%
% of FP17s Relating to Continuations	2	4,155	0.0%	0.7%	0.9%	1.3%
% of Patients satisfied with the dentistry they have received	4	4	N/A	90.9%	90.2%	93.2%
% of Patients satisfied with the time they had to wait for an appointment	3	4	N/A	83.8%	83.8%	89.0%

* This is based on patients treated on this contract for their most recent course of treatment. Figures in italics indicate the base number of FP17s or Patient Questionnaire responses are less than 100. N/A is shown where the base number of responses is less than 10 during the period. % is calculated as Quantity/Base number*100

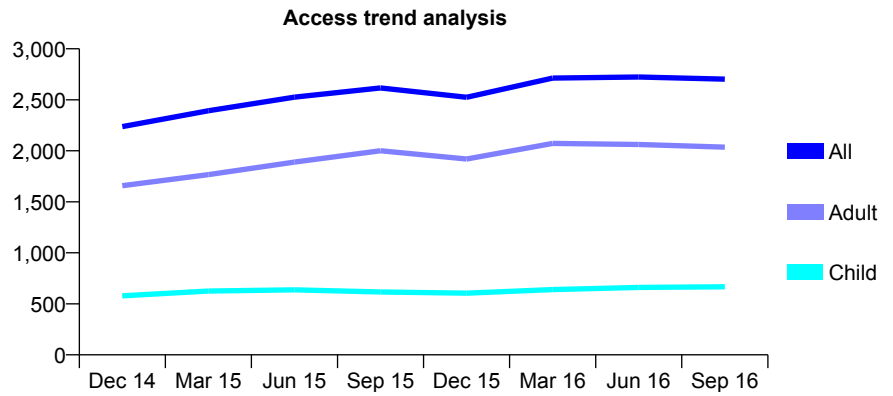
Q62 - Vital Signs At a Glance Contract Report for 363774/0001 - September 2016

Name or company name	MS M JOJI
Contract type name	GDS Contract
Purpose of contract	General
Contract start date	31/08/2007
Contract end date	

16/17 Contracted general activity (UDA)	6,846
Carry forward general activity (UDA)	-112
16/17 Contracted orthodontic activity (UOA)	0
Carry forward orthodontic activity (UOA)	0
Baseline contract value	£191,476.94

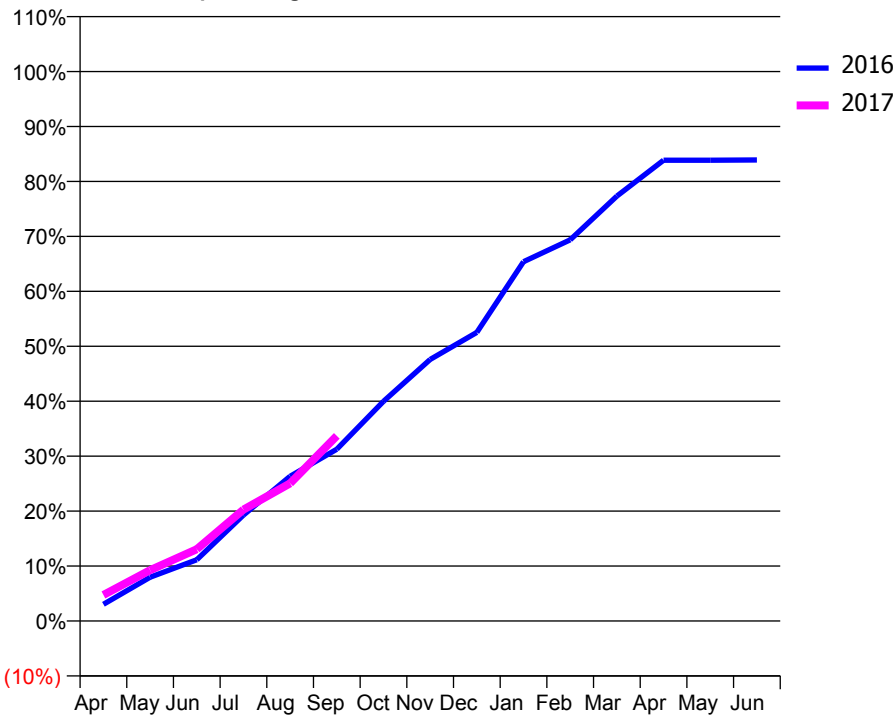
ACCESS*

Patients seen in 24 months	Total	Change since previous quarter
Quarter ending September 2015	2,616	
Quarter ending December 2015	2,525	↓
Quarter ending March 2016	2,713	↑
Quarter ending June 2016	2,723	→
Quarter ending September 2016	2,703	→
Variance since September 2015	3.3%	↑



ACTIVITY

Cumulative percentage of contracted UDA delivered 2016 & 2017



Month	Adjusted Scheduled Activity (UDA)	
	2016	2017
April	209	324
May	546	634
June	764	895
July	1,320	1,388
August	1,804	1,715
September	2,141	2,306
October	2,737	
November	3,259	
December	3,596	
January	4,476	
February	4,749	
March	5,294	
April	5,741	
May	5,741	
June	5,744	

QUALITY

	Quantity	Base Number	Contract	AT	Region	England
% of FP17s for the same patient ID Re-attending within 3 months - Children	49	511	9.6%	9.9%	11.8%	12.4%
% of FP17s for the same patient ID Re-attending within 3 months - Adults	150	1,224	12.3%	16.0%	17.1%	16.7%
% of FP17s for the same patient ID Re-attending between 3 & 9 months - Children	173	511	33.9%	45.4%	45.8%	57.4%
% of FP17s for the same patient ID Re-attending between 3 & 9 months - Adults	193	1,224	15.8%	37.0%	37.6%	50.5%
% of FP17s for Band 1 Urgent Courses	622	1,147	54.2%	11.0%	10.6%	9.1%
% of FP17s Relating to Free Repair or Replacements	5	1,147	0.4%	0.6%	0.6%	0.8%
% of FP17s Relating to Continuations	0	1,147	0.0%	0.7%	0.9%	1.3%
% of Patients satisfied with the dentistry they have received	0	0	N/A	90.9%	90.2%	93.2%
% of Patients satisfied with the time they had to wait for an appointment	0	0	N/A	83.8%	83.8%	89.0%

* This is based on patients treated on this contract for their most recent course of treatment. Figures in italics indicate the base number of FP17s or Patient Questionnaire responses are less than 100. N/A is shown where the base number of responses is less than 10 during the period. % is calculated as Quantity/Base number*100

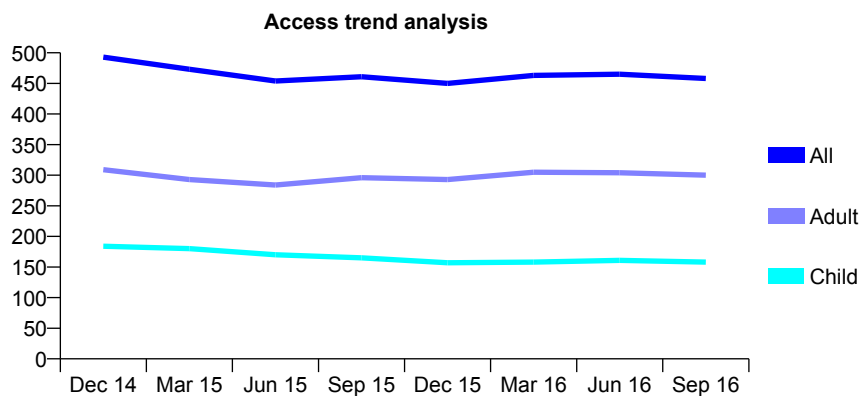
Q62 - Vital Signs At a Glance Contract Report for 364207/0001 - September 2016

Name or company name	MR AJ ABULHAB
Contract type name	GDS Contract
Purpose of contract	General
Contract start date	01/02/2012
Contract end date	

16/17 Contracted general activity (UDA)	1,911
Carry forward general activity (UDA)	0
16/17 Contracted orthodontic activity (UOA)	0
Carry forward orthodontic activity (UOA)	0
Baseline contract value	£66,056.17

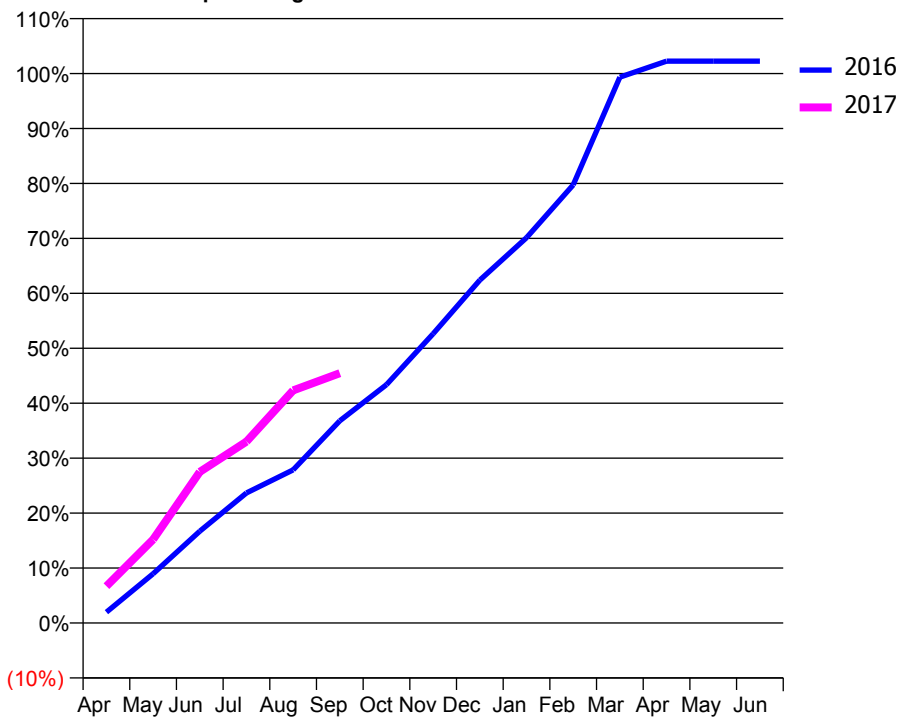
ACCESS*

Patients seen in 24 months	Total	Change since previous quarter
Quarter ending September 2015	461	
Quarter ending December 2015	450	↓
Quarter ending March 2016	463	↑
Quarter ending June 2016	465	→
Quarter ending September 2016	458	↓
Variance since September 2015	(0.7%)	→



ACTIVITY

Cumulative percentage of contracted UDA delivered 2016 & 2017



Month	Adjusted Scheduled Activity (UDA)	
	2016	2017
April	38	128
May	171	291
June	319	526
July	452	631
August	533	809
September	703	869
October	829	
November	1,006	
December	1,192	
January	1,340	
February	1,524	
March	1,898	
April	1,954	
May	1,954	
June	1,954	

QUALITY

	Quantity	Base Number	Contract	AT	Region	England
% of FP17s for the same patient ID Re-attending within 3 months - Children	20	89	22.5%	9.9%	11.8%	12.4%
% of FP17s for the same patient ID Re-attending within 3 months - Adults	22	155	14.2%	16.0%	17.1%	16.7%
% of FP17s for the same patient ID Re-attending between 3 & 9 months - Children	31	89	34.8%	45.4%	45.8%	57.4%
% of FP17s for the same patient ID Re-attending between 3 & 9 months - Adults	64	155	41.3%	37.0%	37.6%	50.5%
% of FP17s for Band 1 Urgent Courses	20	230	8.7%	11.0%	10.6%	9.1%
% of FP17s Relating to Free Repair or Replacements	0	230	0.0%	0.6%	0.6%	0.8%
% of FP17s Relating to Continuations	0	230	0.0%	0.7%	0.9%	1.3%
% of Patients satisfied with the dentistry they have received	1	1	N/A	90.9%	90.2%	93.2%
% of Patients satisfied with the time they had to wait for an appointment	1	1	N/A	83.8%	83.8%	89.0%

* This is based on patients treated on this contract for their most recent course of treatment. Figures in italics indicate the base number of FP17s or Patient Questionnaire responses are less than 100. N/A is shown where the base number of responses is less than 10 during the period. % is calculated as Quantity/Base number*100

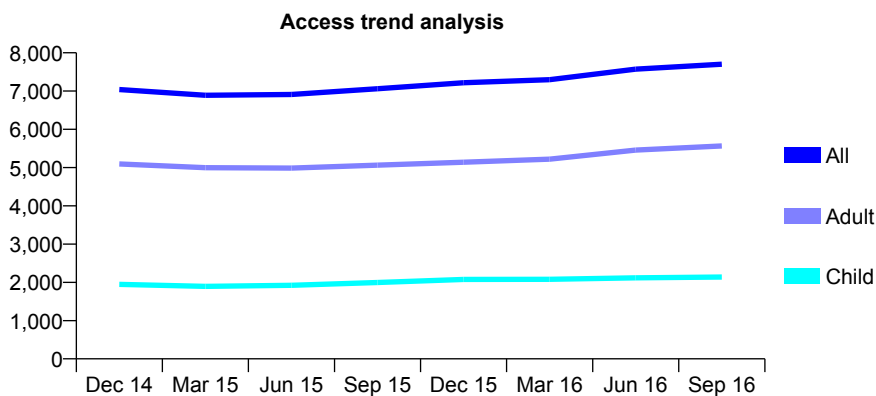
Q62 - Vital Signs At a Glance Contract Report for 381365/0002 - September 2016

Name or company name	MR P ZIDERMAN
Contract type name	GDS Contract
Purpose of contract	General
Contract start date	01/04/2006
Contract end date	

16/17 Contracted general activity (UDA)	25,594
Carry forward general activity (UDA)	145
16/17 Contracted orthodontic activity (UOA)	0
Carry forward orthodontic activity (UOA)	0
Baseline contract value	£955,874.12

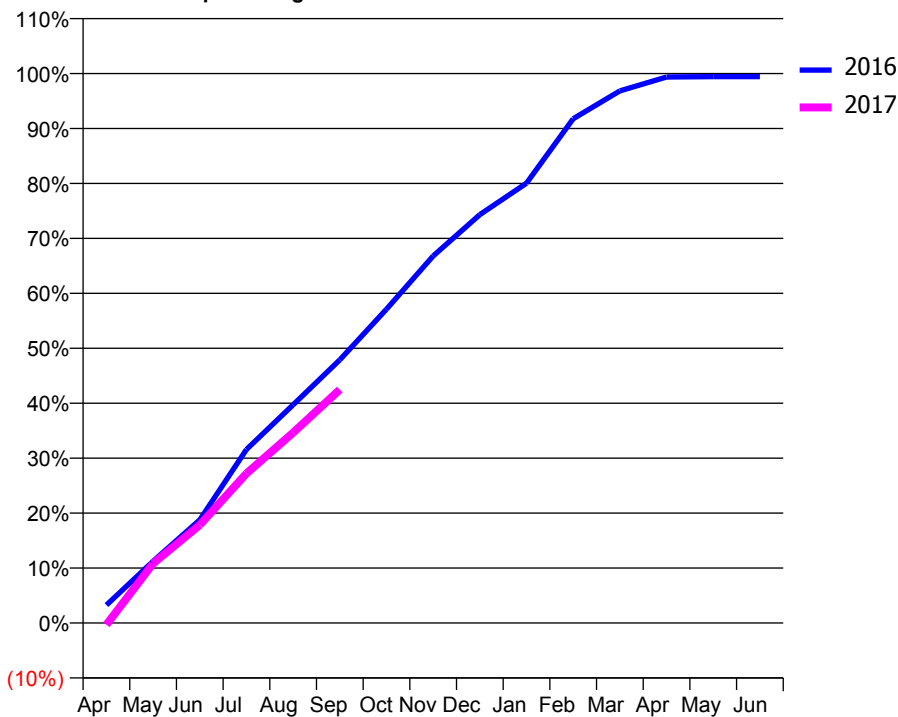
ACCESS*

Patients seen in 24 months	Total	Change since previous quarter
Quarter ending September 2015	7,059	
Quarter ending December 2015	7,218	↑
Quarter ending March 2016	7,297	→
Quarter ending June 2016	7,573	↑
Quarter ending September 2016	7,703	→
Variance since September 2015	9.1%	↑



ACTIVITY

Cumulative percentage of contracted UDA delivered 2016 & 2017



Month	Adjusted Scheduled Activity (UDA)	
	2016	2017
April	838	-84
May	2,882	2,774
June	4,805	4,569
July	8,083	6,968
August	10,163	8,867
September	12,257	10,872
October	14,619	
November	17,096	
December	19,022	
January	20,490	
February	23,489	
March	24,787	
April	25,428	
May	25,449	
June	25,449	

QUALITY

	Quantity	Base Number	Contract	AT	Region	England
% of FP17s for the same patient ID Re-attending within 3 months - Children	97	1,212	8.0%	9.9%	11.8%	12.4%
% of FP17s for the same patient ID Re-attending within 3 months - Adults	450	3,053	14.7%	16.0%	17.1%	16.7%
% of FP17s for the same patient ID Re-attending between 3 & 9 months - Children	464	1,212	38.3%	45.4%	45.8%	57.4%
% of FP17s for the same patient ID Re-attending between 3 & 9 months - Adults	831	3,053	27.2%	37.0%	37.6%	50.5%
% of FP17s for Band 1 Urgent Courses	575	4,000	14.4%	11.0%	10.6%	9.1%
% of FP17s Relating to Free Repair or Replacements	17	4,000	0.4%	0.6%	0.6%	0.8%
% of FP17s Relating to Continuations	18	4,000	0.4%	0.7%	0.9%	1.3%
% of Patients satisfied with the dentistry they have received	3	3	N/A	90.9%	90.2%	93.2%
% of Patients satisfied with the time they had to wait for an appointment	3	3	N/A	83.8%	83.8%	89.0%

* This is based on patients treated on this contract for their most recent course of treatment. Figures in italics indicate the base number of FP17s or Patient Questionnaire responses are less than 100. N/A is shown where the base number of responses is less than 10 during the period. % is calculated as Quantity/Base number*100

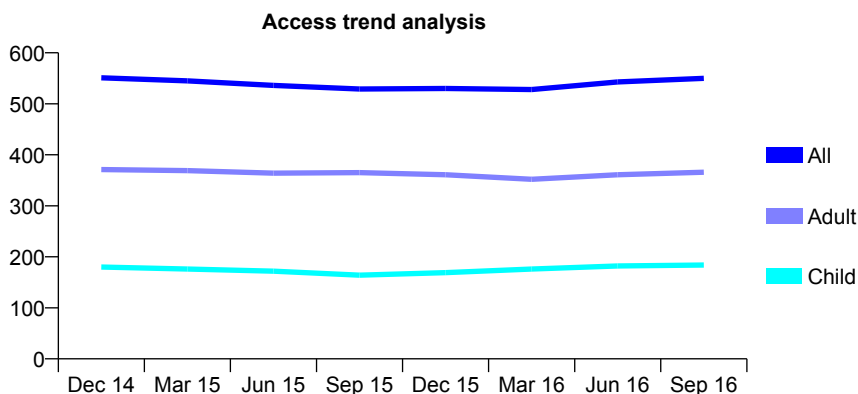
Q62 - Vital Signs At a Glance Contract Report for 385018/0001 - September 2016

Name or company name	MR RP SAINI
Contract type name	GDS Contract
Purpose of contract	General
Contract start date	01/04/2006
Contract end date	

16/17 Contracted general activity (UDA)	2,500
Carry forward general activity (UDA)	84
16/17 Contracted orthodontic activity (UOA)	0
Carry forward orthodontic activity (UOA)	0
Baseline contract value	£72,654.89

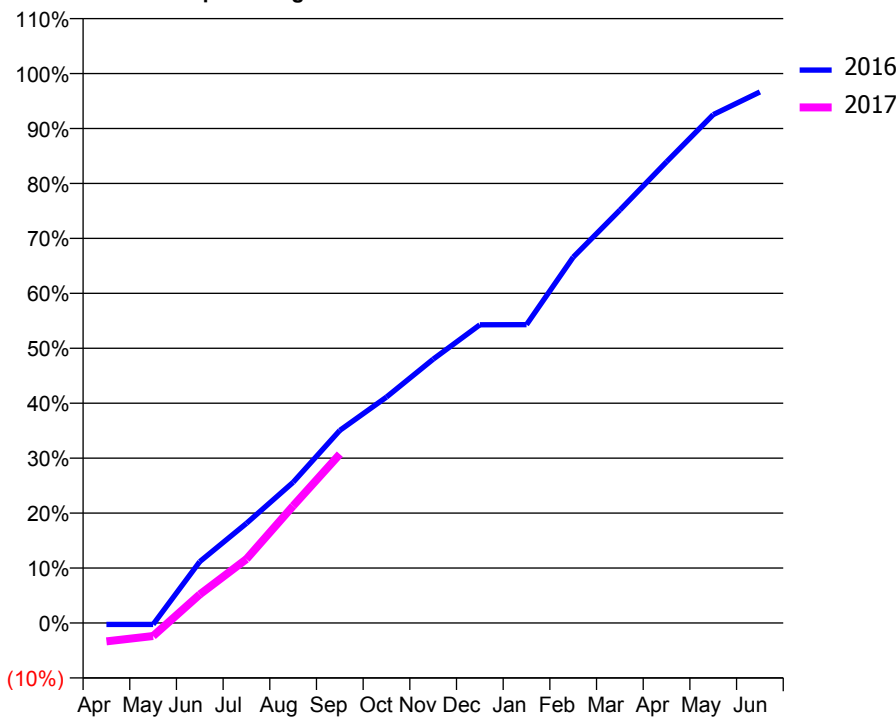
ACCESS*

Patients seen in 24 months	Total	Change since previous quarter
Quarter ending September 2015	529	
Quarter ending December 2015	530	→
Quarter ending March 2016	528	→
Quarter ending June 2016	543	↑
Quarter ending September 2016	550	→
Variance since September 2015	4.0%	↑



ACTIVITY

Cumulative percentage of contracted UDA delivered 2016 & 2017



Adjusted Scheduled Activity (UDA)

Month	2016	2017
April	-7	-84
May	-7	-60
June	279	130
July	453	291
August	640	533
September	877	769
October	1,028	
November	1,200	
December	1,357	
January	1,358	
February	1,664	
March	1,878	
April	2,098	
May	2,313	
June	2,416	

QUALITY

	Quantity	Base Number	Contract	AT	Region	England
% of FP17s for the same patient ID Re-attending within 3 months - Children	48	223	21.5%	9.9%	11.8%	12.4%
% of FP17s for the same patient ID Re-attending within 3 months - Adults	30	289	10.4%	16.0%	17.1%	16.7%
% of FP17s for the same patient ID Re-attending between 3 & 9 months - Children	123	223	55.2%	45.4%	45.8%	57.4%
% of FP17s for the same patient ID Re-attending between 3 & 9 months - Adults	171	289	59.2%	37.0%	37.6%	50.5%
% of FP17s for Band 1 Urgent Courses	8	350	2.3%	11.0%	10.6%	9.1%
% of FP17s Relating to Free Repair or Replacements	0	350	0.0%	0.6%	0.6%	0.8%
% of FP17s Relating to Continuations	2	350	0.6%	0.7%	0.9%	1.3%
% of Patients satisfied with the dentistry they have received	0	0	N/A	90.9%	90.2%	93.2%
% of Patients satisfied with the time they had to wait for an appointment	0	0	N/A	83.8%	83.8%	89.0%

* This is based on patients treated on this contract for their most recent course of treatment. Figures in italics indicate the base number of FP17s or Patient Questionnaire responses are less than 100. N/A is shown where the base number of responses is less than 10 during the period. % is calculated as Quantity/Base number*100

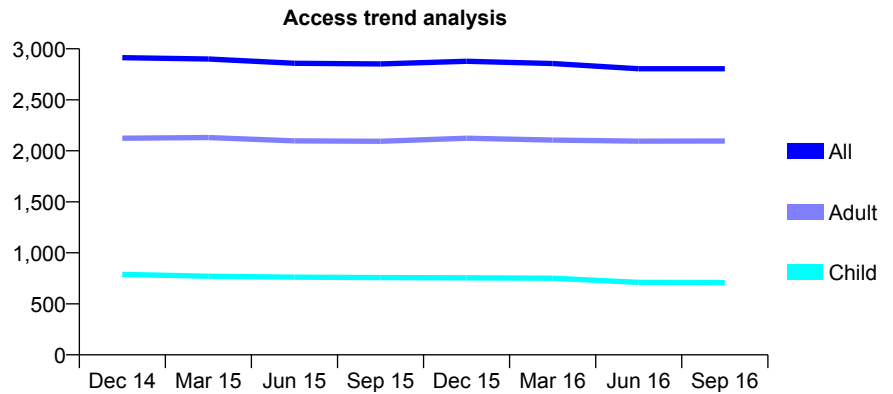
Q62 - Vital Signs At a Glance Contract Report for 393983/0002 - September 2016

Name or company name	MR D SAITOWITZ
Contract type name	GDS Contract
Purpose of contract	General
Contract start date	05/01/2009
Contract end date	

16/17 Contracted general activity (UDA)	10,991
Carry forward general activity (UDA)	25
16/17 Contracted orthodontic activity (UOA)	0
Carry forward orthodontic activity (UOA)	0
Baseline contract value	£342,135.60

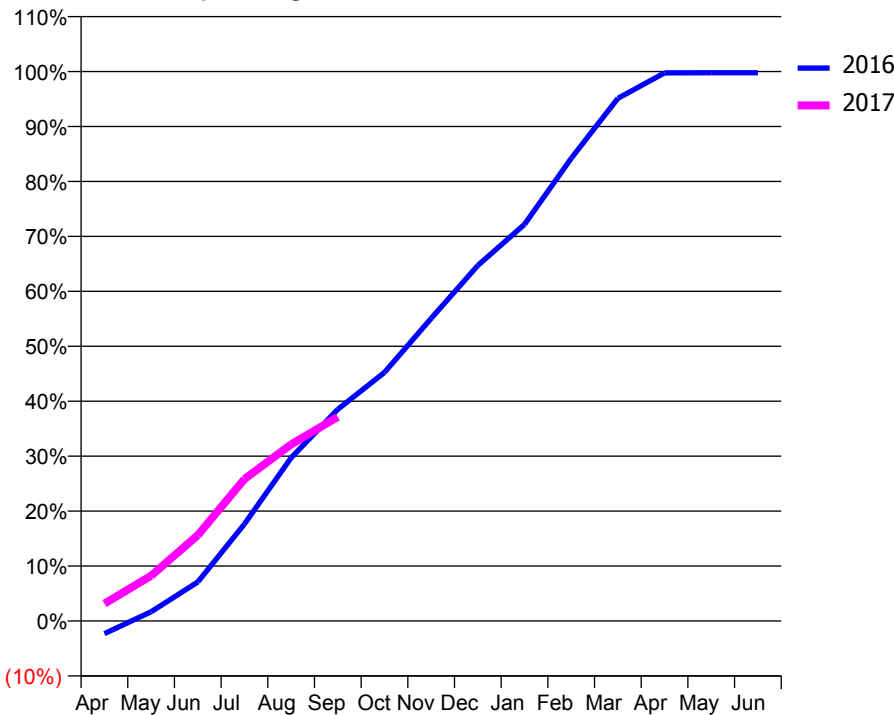
ACCESS*

Patients seen in 24 months	Total	Change since previous quarter
Quarter ending September 2015	2,851	
Quarter ending December 2015	2,878	→
Quarter ending March 2016	2,856	→
Quarter ending June 2016	2,805	↓
Quarter ending September 2016	2,804	→
Variance since September 2015	(1.6%)	↓



ACTIVITY

Cumulative percentage of contracted UDA delivered 2016 & 2017



Month	Adjusted Scheduled Activity (UDA)	
	2016	2017
April	-254	347
May	186	905
June	781	1,715
July	1,940	2,840
August	3,267	3,534
September	4,233	4,082
October	4,974	
November	6,053	
December	7,113	
January	7,934	
February	9,253	
March	10,454	
April	10,962	
May	10,965	
June	10,966	

QUALITY

	Quantity	Base Number	Contract	AT	Region	England
% of FP17s for the same patient ID Re-attending within 3 months - Children	10	303	3.3%	9.9%	11.8%	12.4%
% of FP17s for the same patient ID Re-attending within 3 months - Adults	92	979	9.4%	16.0%	17.1%	16.7%
% of FP17s for the same patient ID Re-attending between 3 & 9 months - Children	113	303	37.3%	45.4%	45.8%	57.4%
% of FP17s for the same patient ID Re-attending between 3 & 9 months - Adults	429	979	43.8%	37.0%	37.6%	50.5%
% of FP17s for Band 1 Urgent Courses	30	1,160	2.6%	11.0%	10.6%	9.1%
% of FP17s Relating to Free Repair or Replacements	0	1,160	0.0%	0.6%	0.6%	0.8%
% of FP17s Relating to Continuations	1	1,160	0.1%	0.7%	0.9%	1.3%
% of Patients satisfied with the dentistry they have received	1	1	N/A	90.9%	90.2%	93.2%
% of Patients satisfied with the time they had to wait for an appointment	1	1	N/A	83.8%	83.8%	89.0%

* This is based on patients treated on this contract for their most recent course of treatment. Figures in italics indicate the base number of FP17s or Patient Questionnaire responses are less than 100. N/A is shown where the base number of responses is less than 10 during the period. % is calculated as Quantity/Base number*100

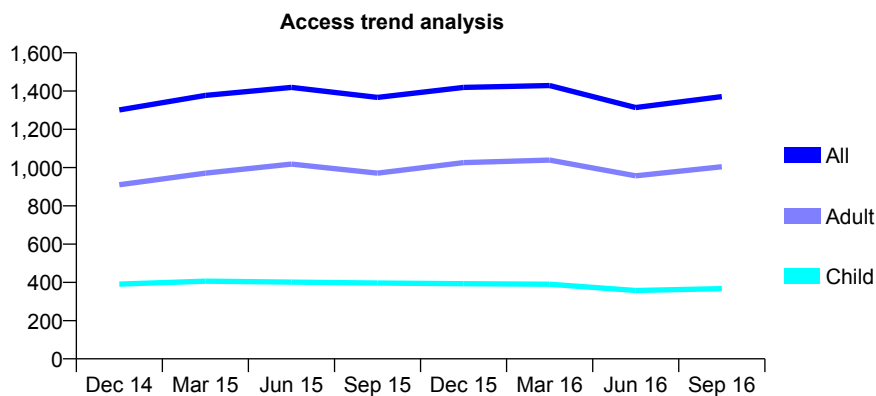
Q62 - Vital Signs At a Glance Contract Report for 394416/0004 - September 2016

Name or company name	MR SN CHANDE
Contract type name	PDS Plus Contract
Purpose of contract	General
Contract start date	01/05/2013
Contract end date	31/03/2018

16/17 Contracted general activity (UDA)	3,000
Carry forward general activity (UDA)	0
16/17 Contracted orthodontic activity (UOA)	0
Carry forward orthodontic activity (UOA)	0
Baseline contract value	£79,157.23

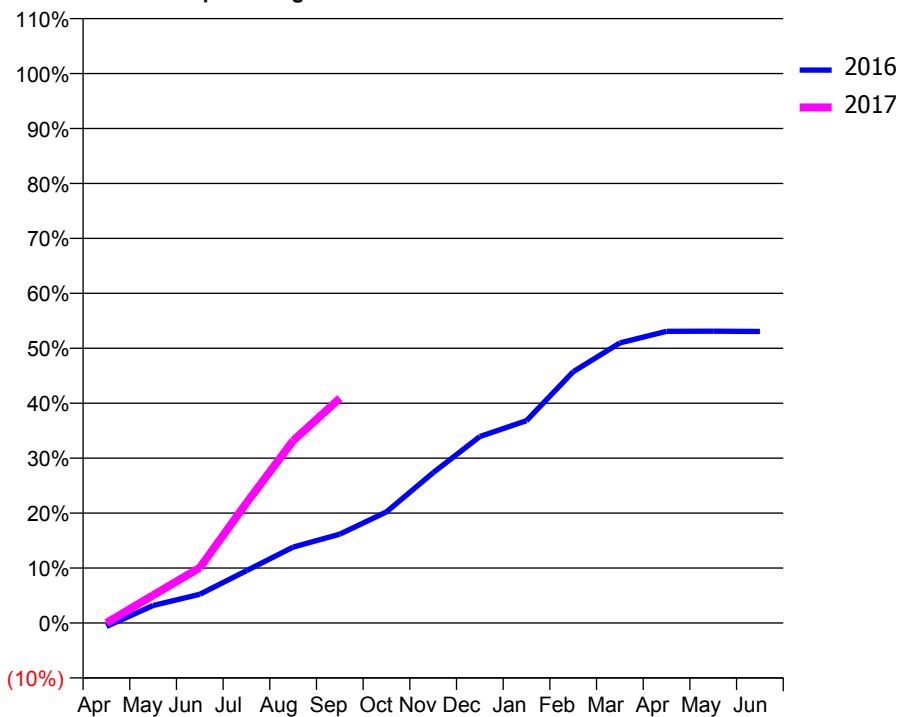
ACCESS*

Patients seen in 24 months	Total	Change since previous quarter
Quarter ending September 2015	1,367	
Quarter ending December 2015	1,419	↑
Quarter ending March 2016	1,429	→
Quarter ending June 2016	1,314	↓
Quarter ending September 2016	1,371	↑
Variance since September 2015	0.3%	→



ACTIVITY

Cumulative percentage of contracted UDA delivered 2016 & 2017



Month	Adjusted Scheduled Activity (UDA)	
	2016	2017
April	-37	0
May	184	152
June	301	301
July	548	656
August	795	995
September	929	1,227
October	1,163	
November	1,573	
December	1,952	
January	2,117	
February	2,629	
March	2,931	
April	3,053	
May	3,054	
June	3,051	

QUALITY

	Quantity	Base Number	Contract	AT	Region	England
% of FP17s for the same patient ID Re-attending within 3 months - Children	2	206	1.0%	9.9%	11.8%	12.4%
% of FP17s for the same patient ID Re-attending within 3 months - Adults	6	398	1.5%	16.0%	17.1%	16.7%
% of FP17s for the same patient ID Re-attending between 3 & 9 months - Children	36	206	17.5%	45.4%	45.8%	57.4%
% of FP17s for the same patient ID Re-attending between 3 & 9 months - Adults	30	398	7.5%	37.0%	37.6%	50.5%
% of FP17s for Band 1 Urgent Courses	57	539	10.6%	11.0%	10.6%	9.1%
% of FP17s Relating to Free Repair or Replacements	2	539	0.4%	0.6%	0.6%	0.8%
% of FP17s Relating to Continuations	1	539	0.2%	0.7%	0.9%	1.3%
% of Patients satisfied with the dentistry they have received	0	0	N/A	90.9%	90.2%	93.2%
% of Patients satisfied with the time they had to wait for an appointment	0	0	N/A	83.8%	83.8%	89.0%

* This is based on patients treated on this contract for their most recent course of treatment. Figures in italics indicate the base number of FP17s or Patient Questionnaire responses are less than 100. N/A is shown where the base number of responses is less than 10 during the period. % is calculated as Quantity/Base number*100

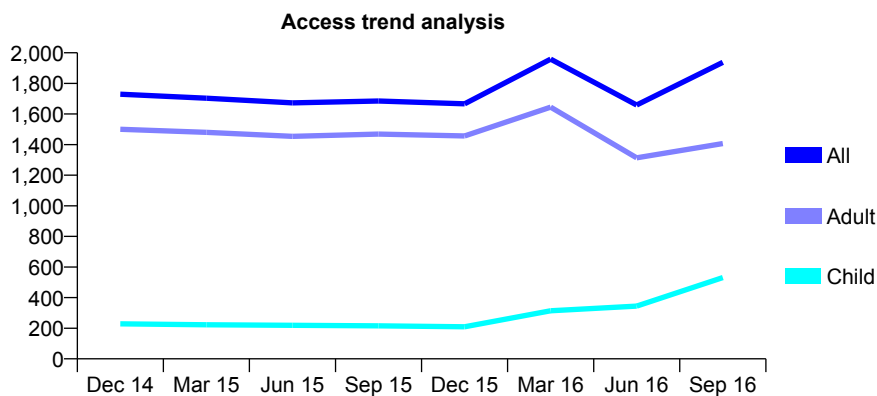
Q62 - Vital Signs At a Glance Contract Report for 395129/0001 - September 2016

Name or company name	Advance Dental Care
Contract type name	GDS Contract
Purpose of contract	General
Contract start date	01/04/2006
Contract end date	

16/17 Contracted general activity (UDA)	4,825
Carry forward general activity (UDA)	113
16/17 Contracted orthodontic activity (UOA)	0
Carry forward orthodontic activity (UOA)	0
Baseline contract value	£136,538.29

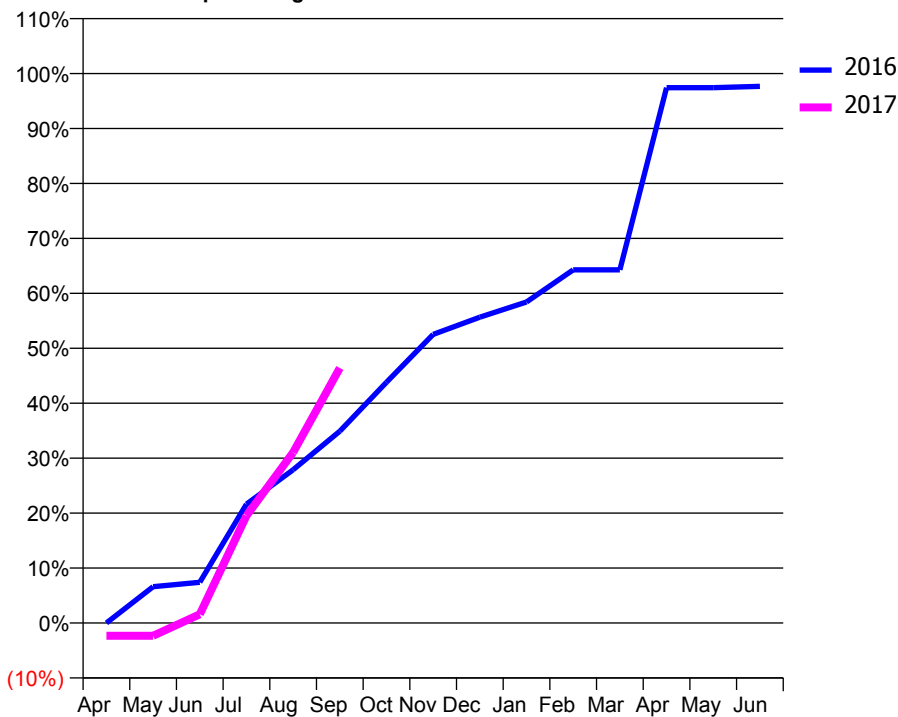
ACCESS*

Patients seen in 24 months	Total	Change since previous quarter
Quarter ending September 2015	1,685	
Quarter ending December 2015	1,667	↓
Quarter ending March 2016	1,959	↑
Quarter ending June 2016	1,659	↓
Quarter ending September 2016	1,938	↑
Variance since September 2015	15.0%	↑



ACTIVITY

Cumulative percentage of contracted UDA delivered 2016 & 2017



Month	Adjusted Scheduled Activity (UDA)	
	2016	2017
April	1	-113
May	319	-113
June	358	77
July	1,044	942
August	1,346	1,498
September	1,684	2,240
October	2,115	
November	2,534	
December	2,685	
January	2,819	
February	3,101	
March	3,101	
April	4,700	
May	4,700	
June	4,712	

QUALITY

	Quantity	Base Number	Contract	AT	Region	England
% of FP17s for the same patient ID Re-attending within 3 months - Children	20	573	3.5%	9.9%	11.8%	12.4%
% of FP17s for the same patient ID Re-attending within 3 months - Adults	38	938	4.1%	16.0%	17.1%	16.7%
% of FP17s for the same patient ID Re-attending between 3 & 9 months - Children	27	573	4.7%	45.4%	45.8%	57.4%
% of FP17s for the same patient ID Re-attending between 3 & 9 months - Adults	53	938	5.7%	37.0%	37.6%	50.5%
% of FP17s for Band 1 Urgent Courses	44	932	4.7%	11.0%	10.6%	9.1%
% of FP17s Relating to Free Repair or Replacements	0	932	0.0%	0.6%	0.6%	0.8%
% of FP17s Relating to Continuations	3	932	0.3%	0.7%	0.9%	1.3%
% of Patients satisfied with the dentistry they have received	1	1	N/A	90.9%	90.2%	93.2%
% of Patients satisfied with the time they had to wait for an appointment	1	1	N/A	83.8%	83.8%	89.0%

* This is based on patients treated on this contract for their most recent course of treatment. Figures in italics indicate the base number of FP17s or Patient Questionnaire responses are less than 100. N/A is shown where the base number of responses is less than 10 during the period. % is calculated as Quantity/Base number*100

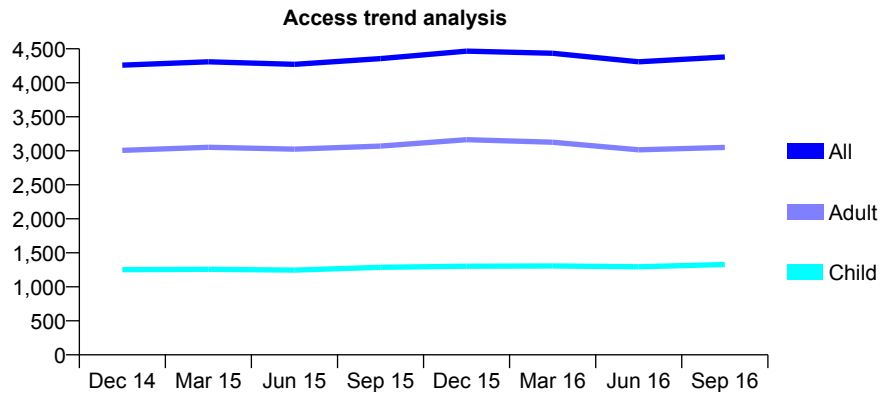
Q62 - Vital Signs At a Glance Contract Report for 395463/0001 - September 2016

Name or company name	MR AH GHAURI
Contract type name	GDS Contract
Purpose of contract	General
Contract start date	01/04/2006
Contract end date	

16/17 Contracted general activity (UDA)	11,256
Carry forward general activity (UDA)	311
16/17 Contracted orthodontic activity (UOA)	0
Carry forward orthodontic activity (UOA)	0
Baseline contract value	£298,693.82

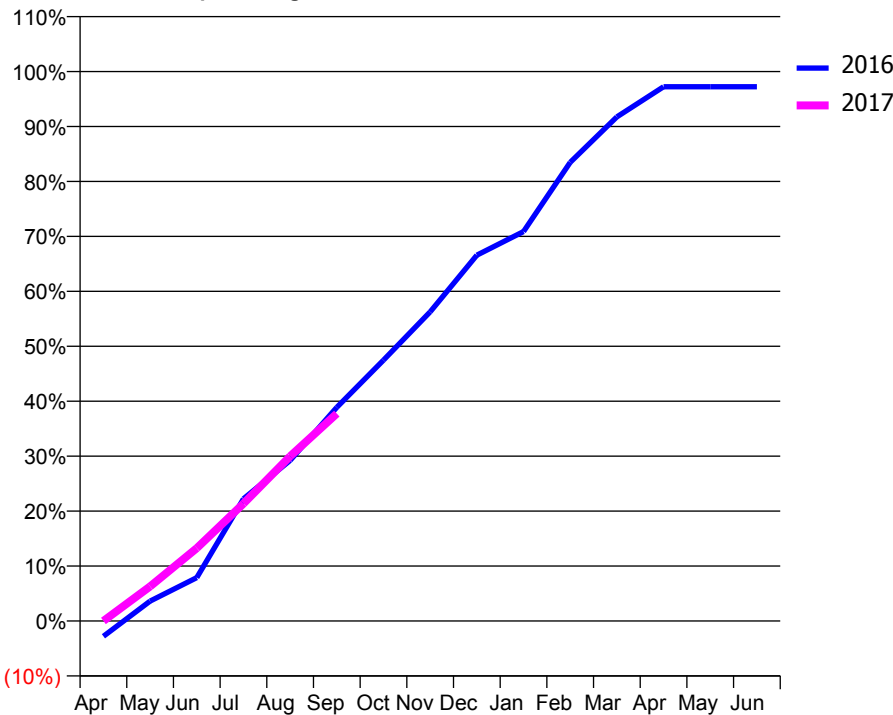
ACCESS*

Patients seen in 24 months	Total	Change since previous quarter
Quarter ending September 2015	4,356	
Quarter ending December 2015	4,466	↑
Quarter ending March 2016	4,434	→
Quarter ending June 2016	4,309	↓
Quarter ending September 2016	4,379	→
Variance since September 2015	0.5%	→



ACTIVITY

Cumulative percentage of contracted UDA delivered 2016 & 2017



Month	Adjusted Scheduled Activity (UDA)	
	2016	2017
April	-314	2
May	408	708
June	890	1,494
July	2,504	2,404
August	3,291	3,376
September	4,376	4,250
October	5,344	
November	6,334	
December	7,493	
January	7,977	
February	9,395	
March	10,326	
April	10,945	
May	10,945	
June	10,945	

QUALITY

	Quantity	Base Number	Contract	AT	Region	England
% of FP17s for the same patient ID Re-attending within 3 months - Children	38	639	5.9%	9.9%	11.8%	12.4%
% of FP17s for the same patient ID Re-attending within 3 months - Adults	140	1,251	11.2%	16.0%	17.1%	16.7%
% of FP17s for the same patient ID Re-attending between 3 & 9 months - Children	191	639	29.9%	45.4%	45.8%	57.4%
% of FP17s for the same patient ID Re-attending between 3 & 9 months - Adults	248	1,251	19.8%	37.0%	37.6%	50.5%
% of FP17s for Band 1 Urgent Courses	269	1,670	16.1%	11.0%	10.6%	9.1%
% of FP17s Relating to Free Repair or Replacements	9	1,670	0.5%	0.6%	0.6%	0.8%
% of FP17s Relating to Continuations	3	1,670	0.2%	0.7%	0.9%	1.3%
% of Patients satisfied with the dentistry they have received	2	2	N/A	90.9%	90.2%	93.2%
% of Patients satisfied with the time they had to wait for an appointment	2	2	N/A	83.8%	83.8%	89.0%

* This is based on patients treated on this contract for their most recent course of treatment. Figures in italics indicate the base number of FP17s or Patient Questionnaire responses are less than 100. N/A is shown where the base number of responses is less than 10 during the period. % is calculated as Quantity/Base number*100

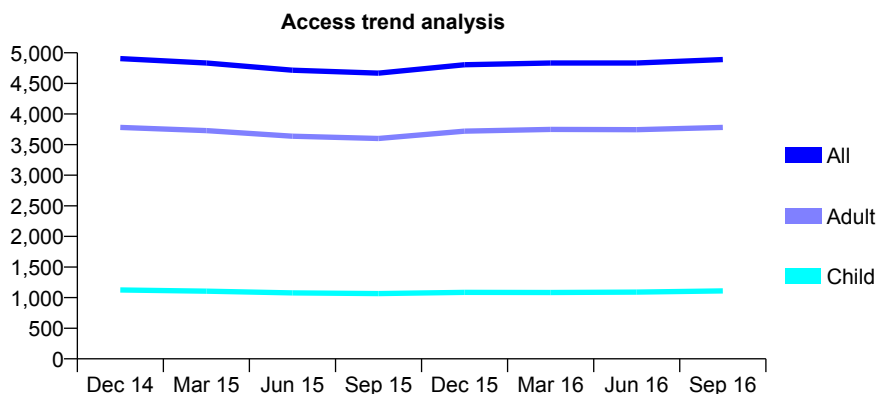
Q62 - Vital Signs At a Glance Contract Report for 395463/0002 - September 2016

Name or company name	MR AH GHAURI
Contract type name	GDS Contract
Purpose of contract	General
Contract start date	01/04/2006
Contract end date	

16/17 Contracted general activity (UDA)	16,269
Carry forward general activity (UDA)	245
16/17 Contracted orthodontic activity (UOA)	0
Carry forward orthodontic activity (UOA)	0
Baseline contract value	£595,745.35

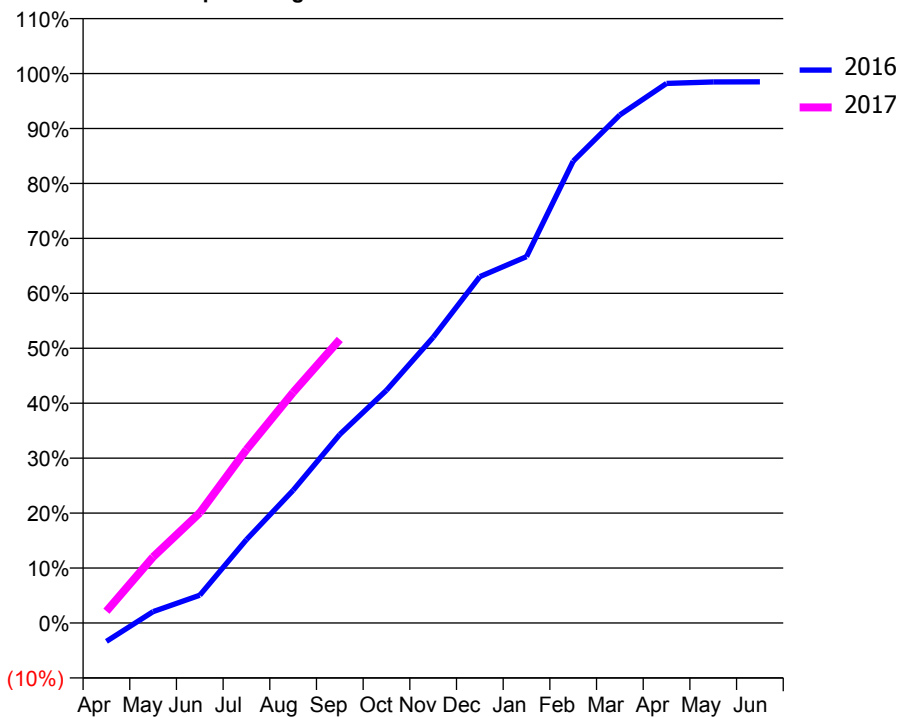
ACCESS*

Patients seen in 24 months	Total	Change since previous quarter
Quarter ending September 2015	4,667	
Quarter ending December 2015	4,806	↑
Quarter ending March 2016	4,833	→
Quarter ending June 2016	4,834	→
Quarter ending September 2016	4,891	→
Variance since September 2015	4.8%	↑



ACTIVITY

Cumulative percentage of contracted UDA delivered 2016 & 2017



Month	Adjusted Scheduled Activity (UDA)	
	2016	2017
April	-547	351
May	339	1,957
June	822	3,264
July	2,471	5,136
August	3,931	6,829
September	5,586	8,395
October	6,892	
November	8,458	
December	10,256	
January	10,847	
February	13,674	
March	15,044	
April	15,976	
May	16,021	
June	16,024	

QUALITY

	Quantity	Base Number	Contract	AT	Region	England
% of FP17s for the same patient ID Re-attending within 3 months - Children	56	713	7.9%	9.9%	11.8%	12.4%
% of FP17s for the same patient ID Re-attending within 3 months - Adults	377	2,082	18.1%	16.0%	17.1%	16.7%
% of FP17s for the same patient ID Re-attending between 3 & 9 months - Children	294	713	41.2%	45.4%	45.8%	57.4%
% of FP17s for the same patient ID Re-attending between 3 & 9 months - Adults	657	2,082	31.6%	37.0%	37.6%	50.5%
% of FP17s for Band 1 Urgent Courses	498	2,522	19.7%	11.0%	10.6%	9.1%
% of FP17s Relating to Free Repair or Replacements	11	2,522	0.4%	0.6%	0.6%	0.8%
% of FP17s Relating to Continuations	14	2,522	0.6%	0.7%	0.9%	1.3%
% of Patients satisfied with the dentistry they have received	6	7	N/A	90.9%	90.2%	93.2%
% of Patients satisfied with the time they had to wait for an appointment	6	7	N/A	83.8%	83.8%	89.0%

* This is based on patients treated on this contract for their most recent course of treatment. Figures in italics indicate the base number of FP17s or Patient Questionnaire responses are less than 100. N/A is shown where the base number of responses is less than 10 during the period. % is calculated as Quantity/Base number*100

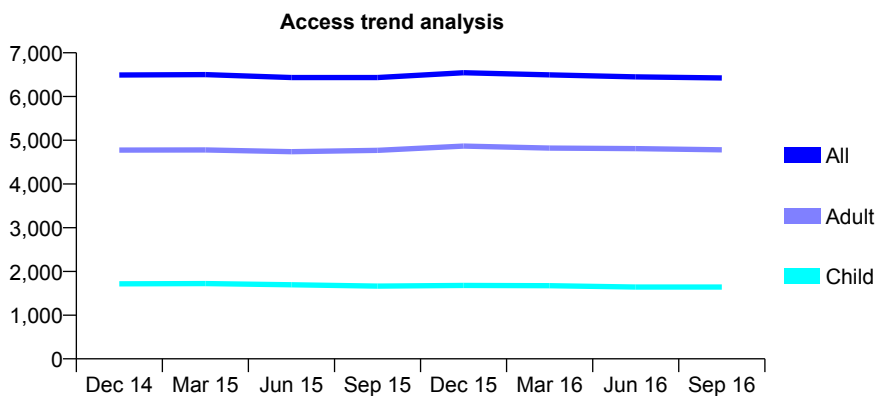
Q62 - Vital Signs At a Glance Contract Report for 395463/0004 - September 2016

Name or company name	MR AH GHAURI
Contract type name	GDS Contract
Purpose of contract	General
Contract start date	01/04/2006
Contract end date	

16/17 Contracted general activity (UDA)	24,669
Carry forward general activity (UDA)	457
16/17 Contracted orthodontic activity (UOA)	0
Carry forward orthodontic activity (UOA)	0
Baseline contract value	£648,687.77

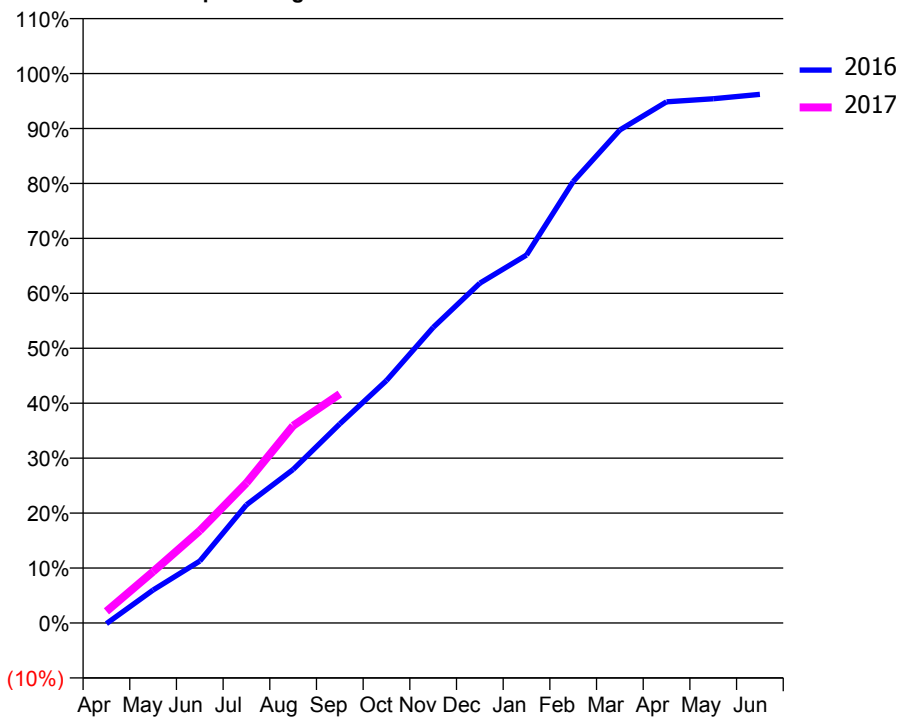
ACCESS*

Patients seen in 24 months	Total	Change since previous quarter
Quarter ending September 2015	6,433	
Quarter ending December 2015	6,544	→
Quarter ending March 2016	6,494	→
Quarter ending June 2016	6,449	→
Quarter ending September 2016	6,424	→
Variance since September 2015	(0.1%)	→



ACTIVITY

Cumulative percentage of contracted UDA delivered 2016 & 2017



Month	Adjusted Scheduled Activity (UDA)	
	2016	2017
April	-33	521
May	1,485	2,310
June	2,783	4,145
July	5,306	6,288
August	6,896	8,859
September	8,939	10,283
October	10,889	
November	13,266	
December	15,255	
January	16,519	
February	19,819	
March	22,134	
April	23,397	
May	23,533	
June	23,735	

QUALITY

	Quantity	Base Number	Contract	AT	Region	England
% of FP17s for the same patient ID Re-attending within 3 months - Children	46	879	5.2%	9.9%	11.8%	12.4%
% of FP17s for the same patient ID Re-attending within 3 months - Adults	221	2,127	10.4%	16.0%	17.1%	16.7%
% of FP17s for the same patient ID Re-attending between 3 & 9 months - Children	271	879	30.8%	45.4%	45.8%	57.4%
% of FP17s for the same patient ID Re-attending between 3 & 9 months - Adults	522	2,127	24.5%	37.0%	37.6%	50.5%
% of FP17s for Band 1 Urgent Courses	246	2,700	9.1%	11.0%	10.6%	9.1%
% of FP17s Relating to Free Repair or Replacements	8	2,700	0.3%	0.6%	0.6%	0.8%
% of FP17s Relating to Continuations	4	2,700	0.1%	0.7%	0.9%	1.3%
% of Patients satisfied with the dentistry they have received	15	15	100.0%	90.9%	90.2%	93.2%
% of Patients satisfied with the time they had to wait for an appointment	13	15	86.7%	83.8%	83.8%	89.0%

* This is based on patients treated on this contract for their most recent course of treatment. Figures in italics indicate the base number of FP17s or Patient Questionnaire responses are less than 100. N/A is shown where the base number of responses is less than 10 during the period. % is calculated as Quantity/Base number*100

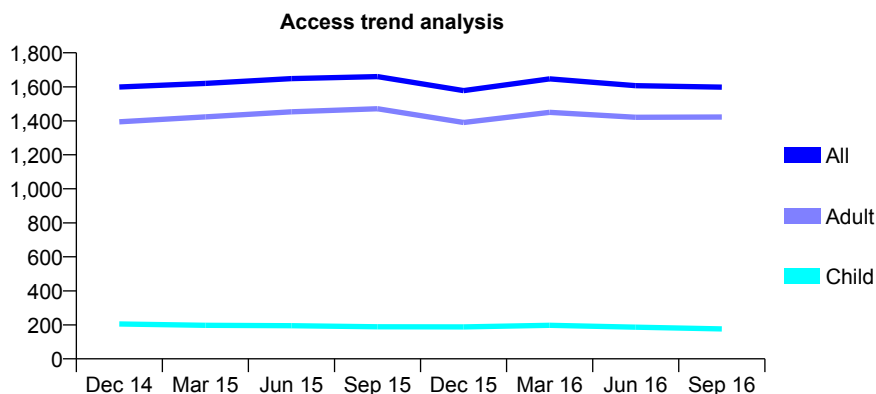
Q62 - Vital Signs At a Glance Contract Report for 395463/0006 - September 2016

Name or company name	MR AH GHAURI
Contract type name	GDS Contract
Purpose of contract	General
Contract start date	01/04/2006
Contract end date	

16/17 Contracted general activity (UDA)	3,000
Carry forward general activity (UDA)	0
16/17 Contracted orthodontic activity (UOA)	0
Carry forward orthodontic activity (UOA)	0
Baseline contract value	£117,723.68

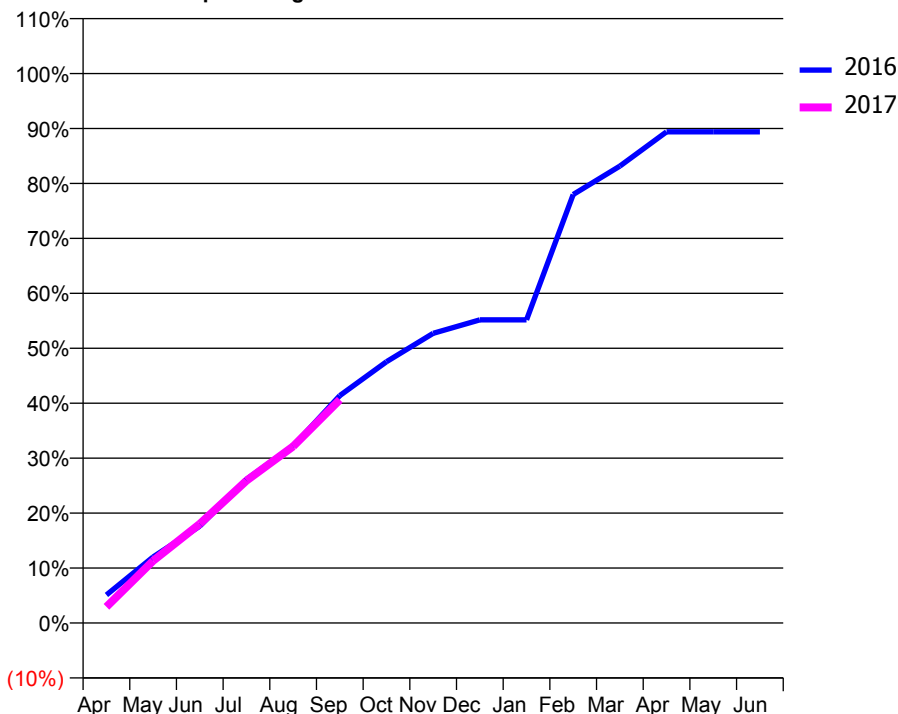
ACCESS*

Patients seen in 24 months	Total	Change since previous quarter
Quarter ending September 2015	1,660	
Quarter ending December 2015	1,578	↓
Quarter ending March 2016	1,647	↑
Quarter ending June 2016	1,607	↓
Quarter ending September 2016	1,598	→
Variance since September 2015	(3.7%)	↓



ACTIVITY

Cumulative percentage of contracted UDA delivered 2016 & 2017



Month	Adjusted Scheduled Activity (UDA)	
	2016	2017
April	154	89
May	361	339
June	529	541
July	784	777
August	967	964
September	1,241	1,219
October	1,427	
November	1,582	
December	1,655	
January	1,655	
February	2,339	
March	2,494	
April	2,681	
May	2,681	
June	2,681	

QUALITY

	Quantity	Base Number	Contract	AT	Region	England
% of FP17s for the same patient ID Re-attending within 3 months - Children	0	149	0.0%	9.9%	11.8%	12.4%
% of FP17s for the same patient ID Re-attending within 3 months - Adults	19	1,024	1.9%	16.0%	17.1%	16.7%
% of FP17s for the same patient ID Re-attending between 3 & 9 months - Children	1	149	0.7%	45.4%	45.8%	57.4%
% of FP17s for the same patient ID Re-attending between 3 & 9 months - Adults	8	1,024	0.8%	37.0%	37.6%	50.5%
% of FP17s for Band 1 Urgent Courses	1,011	1,017	99.4%	11.0%	10.6%	9.1%
% of FP17s Relating to Free Repair or Replacements	0	1,017	0.0%	0.6%	0.6%	0.8%
% of FP17s Relating to Continuations	0	1,017	0.0%	0.7%	0.9%	1.3%
% of Patients satisfied with the dentistry they have received	1	1	N/A	90.9%	90.2%	93.2%
% of Patients satisfied with the time they had to wait for an appointment	1	1	N/A	83.8%	83.8%	89.0%

* This is based on patients treated on this contract for their most recent course of treatment. Figures in italics indicate the base number of FP17s or Patient Questionnaire responses are less than 100. N/A is shown where the base number of responses is less than 10 during the period. % is calculated as Quantity/Base number*100

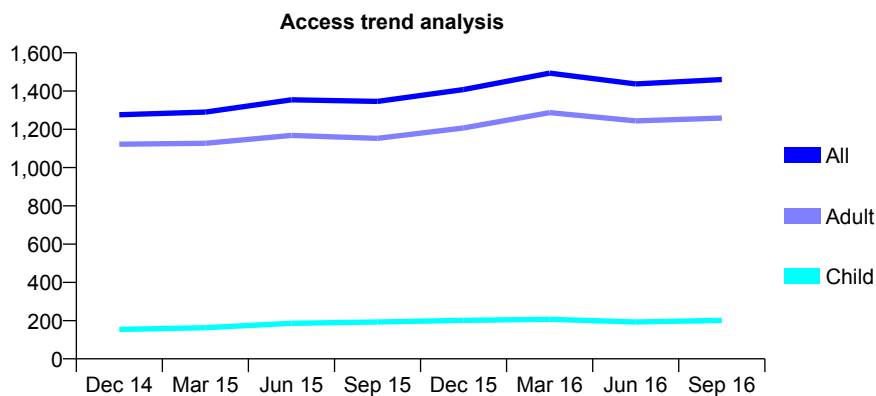
Q62 - Vital Signs At a Glance Contract Report for 395463/0007 - September 2016

Name or company name	MR AH GHAURI
Contract type name	GDS Contract
Purpose of contract	General
Contract start date	01/01/2007
Contract end date	

16/17 Contracted general activity (UDA)	2,200
Carry forward general activity (UDA)	-44
16/17 Contracted orthodontic activity (UOA)	0
Carry forward orthodontic activity (UOA)	0
Baseline contract value	£85,973.95

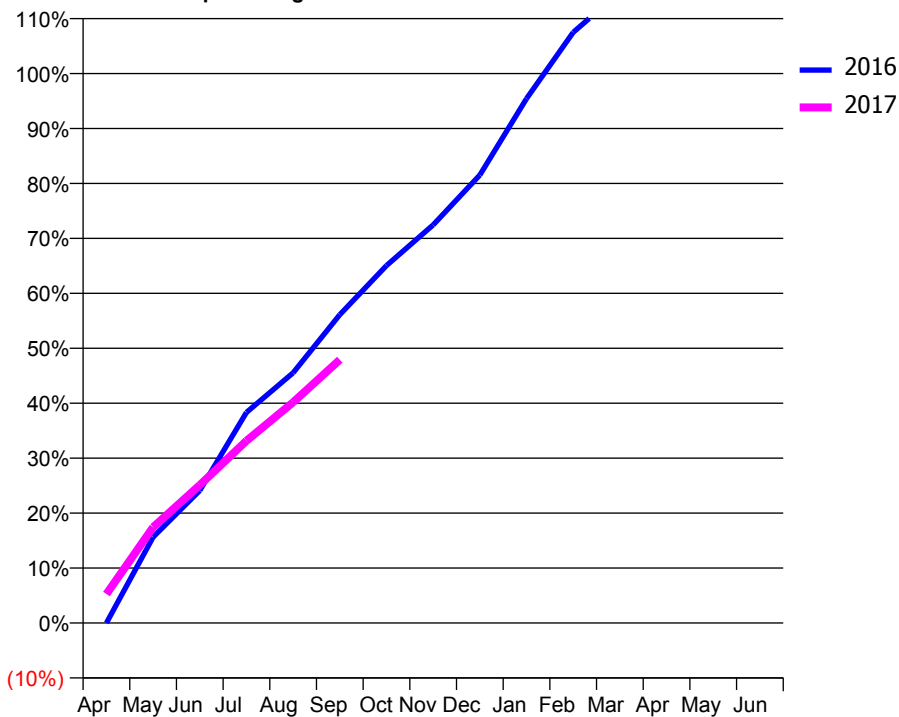
ACCESS*

Patients seen in 24 months	Total	Change since previous quarter
Quarter ending September 2015	1,346	
Quarter ending December 2015	1,408	↑
Quarter ending March 2016	1,494	↑
Quarter ending June 2016	1,437	↓
Quarter ending September 2016	1,460	→
Variance since September 2015	8.5%	↑



ACTIVITY

Cumulative percentage of contracted UDA delivered 2016 & 2017



Month	Adjusted Scheduled Activity (UDA)	
	2016	2017
April	0	116
May	344	384
June	530	552
July	843	730
August	1,002	884
September	1,235	1,054
October	1,431	
November	1,594	
December	1,793	
January	2,099	
February	2,365	
March	2,526	
April	2,706	
May	2,706	
June	2,706	

QUALITY

	Quantity	Base Number	Contract	AT	Region	England
% of FP17s for the same patient ID Re-attending within 3 months - Children	4	155	2.6%	9.9%	11.8%	12.4%
% of FP17s for the same patient ID Re-attending within 3 months - Adults	10	827	1.2%	16.0%	17.1%	16.7%
% of FP17s for the same patient ID Re-attending between 3 & 9 months - Children	0	155	0.0%	45.4%	45.8%	57.4%
% of FP17s for the same patient ID Re-attending between 3 & 9 months - Adults	8	827	1.0%	37.0%	37.6%	50.5%
% of FP17s for Band 1 Urgent Courses	826	832	99.3%	11.0%	10.6%	9.1%
% of FP17s Relating to Free Repair or Replacements	0	832	0.0%	0.6%	0.6%	0.8%
% of FP17s Relating to Continuations	0	832	0.0%	0.7%	0.9%	1.3%
% of Patients satisfied with the dentistry they have received	0	0	N/A	90.9%	90.2%	93.2%
% of Patients satisfied with the time they had to wait for an appointment	0	0	N/A	83.8%	83.8%	89.0%

* This is based on patients treated on this contract for their most recent course of treatment. Figures in italics indicate the base number of FP17s or Patient Questionnaire responses are less than 100. N/A is shown where the base number of responses is less than 10 during the period. % is calculated as Quantity/Base number*100

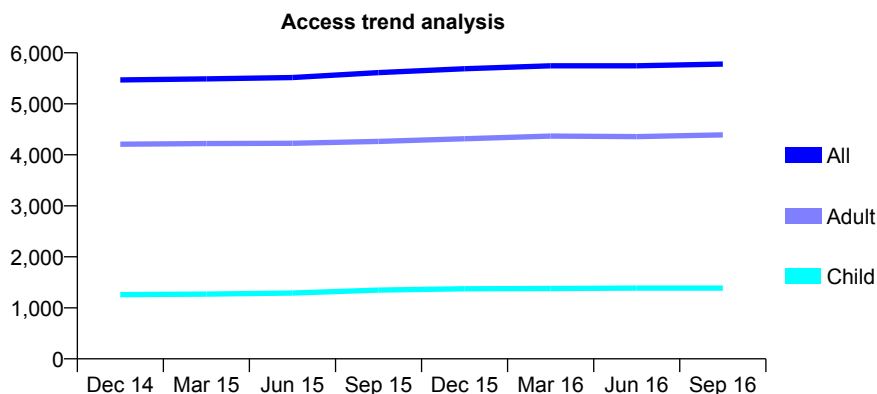
Q62 - Vital Signs At a Glance Contract Report for 555843/0001 - September 2016

Name or company name	MR B COHEN
Contract type name	GDS Contract
Purpose of contract	General
Contract start date	01/04/2006
Contract end date	

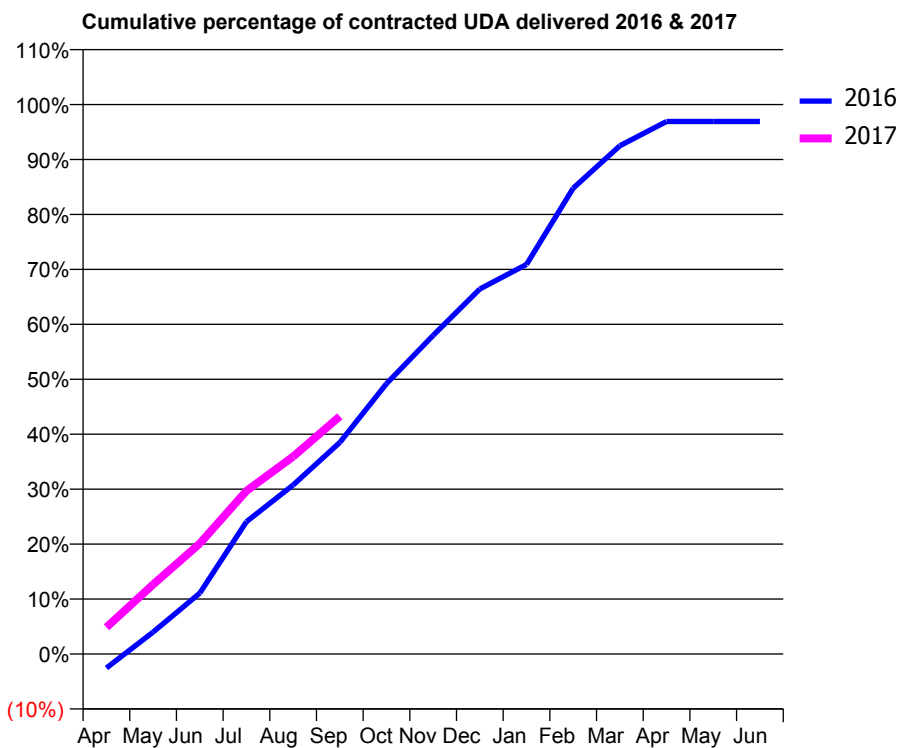
16/17 Contracted general activity (UDA)	13,083
Carry forward general activity (UDA)	0
16/17 Contracted orthodontic activity (UOA)	0
Carry forward orthodontic activity (UOA)	0
Baseline contract value	£343,740.82

ACCESS*

Patients seen in 24 months	Total	Change since previous quarter
Quarter ending September 2015	5,612	
Quarter ending December 2015	5,688	→
Quarter ending March 2016	5,746	→
Quarter ending June 2016	5,745	→
Quarter ending September 2016	5,778	→
Variance since September 2015	3.0%	↑



ACTIVITY



Month	Adjusted Scheduled Activity (UDA)	
	2016	2017
April	-335	638
May	522	1,657
June	1,450	2,630
July	3,151	3,883
August	4,023	4,699
September	5,038	5,658
October	6,436	
November	7,585	
December	8,692	
January	9,274	
February	11,093	
March	12,102	
April	12,679	
May	12,679	
June	12,679	

QUALITY

	Quantity	Base Number	Contract	AT	Region	England
% of FP17s for the same patient ID Re-attending within 3 months - Children	93	1,070	8.7%	9.9%	11.8%	12.4%
% of FP17s for the same patient ID Re-attending within 3 months - Adults	407	3,013	13.5%	16.0%	17.1%	16.7%
% of FP17s for the same patient ID Re-attending between 3 & 9 months - Children	689	1,070	64.4%	45.4%	45.8%	57.4%
% of FP17s for the same patient ID Re-attending between 3 & 9 months - Adults	1,732	3,013	57.5%	37.0%	37.6%	50.5%
% of FP17s for Band 1 Urgent Courses	451	3,757	12.0%	11.0%	10.6%	9.1%
% of FP17s Relating to Free Repair or Replacements	16	3,757	0.4%	0.6%	0.6%	0.8%
% of FP17s Relating to Continuations	49	3,757	1.3%	0.7%	0.9%	1.3%
% of Patients satisfied with the dentistry they have received	5	5	N/A	90.9%	90.2%	93.2%
% of Patients satisfied with the time they had to wait for an appointment	5	5	N/A	83.8%	83.8%	89.0%

* This is based on patients treated on this contract for their most recent course of treatment. Figures in italics indicate the base number of FP17s or Patient Questionnaire responses are less than 100. N/A is shown where the base number of responses is less than 10 during the period. % is calculated as Quantity/Base number*100

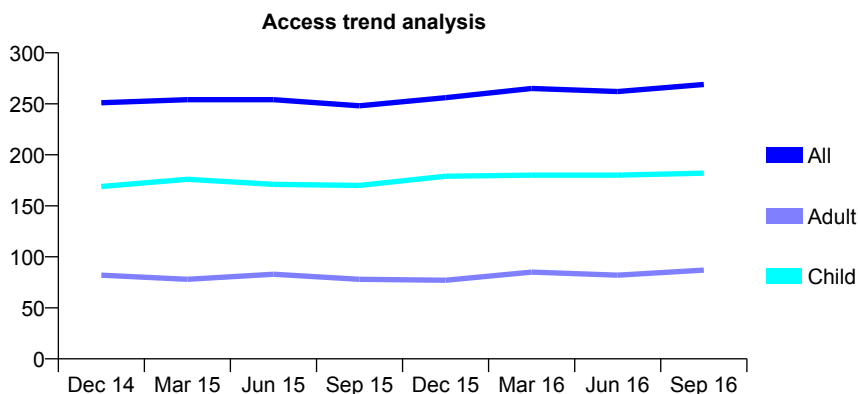
Q62 - Vital Signs At a Glance Contract Report for 558044/0003 - September 2016

Name or company name	MR BP WEINBAUM
Contract type name	GDS Contract
Purpose of contract	General
Contract start date	08/06/2007
Contract end date	

16/17 Contracted general activity (UDA)	431
Carry forward general activity (UDA)	0
16/17 Contracted orthodontic activity (UOA)	0
Carry forward orthodontic activity (UOA)	0
Baseline contract value	£9,596.12

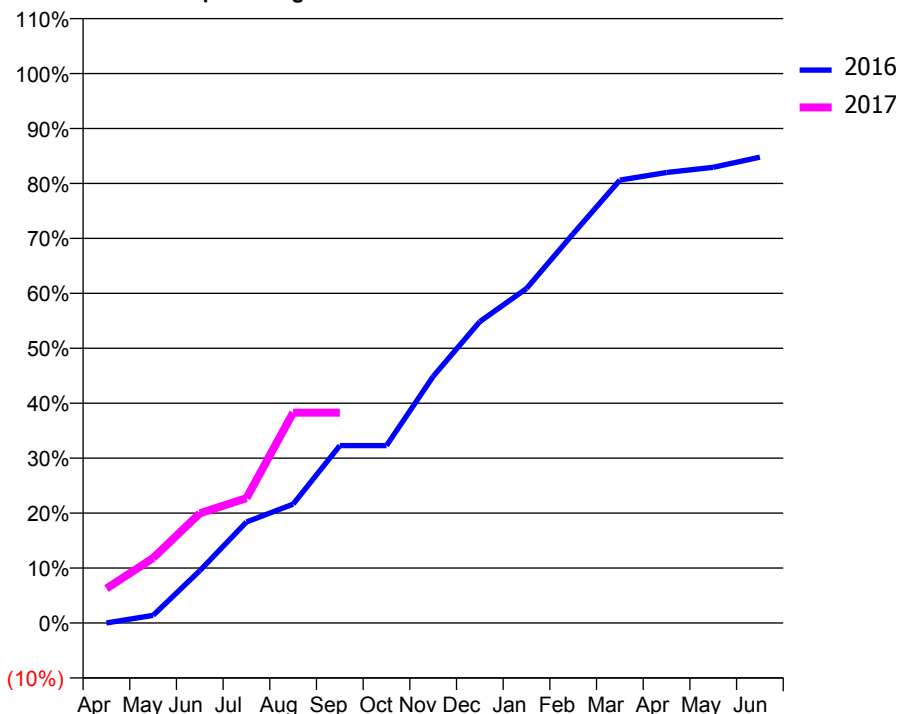
ACCESS*

Patients seen in 24 months	Total	Change since previous quarter
Quarter ending September 2015	248	
Quarter ending December 2015	256	↑
Quarter ending March 2016	265	↑
Quarter ending June 2016	262	↓
Quarter ending September 2016	269	↑
Variance since September 2015	8.5%	↑



ACTIVITY

Cumulative percentage of contracted UDA delivered 2016 & 2017



Adjusted Scheduled Activity (UDA)

Month	2016	2017
April	0	27
May	6	51
June	41	86
July	79	98
August	93	165
September	139	165
October	139	
November	193	
December	236	
January	262	
February	305	
March	347	
April	353	
May	357	
June	365	

QUALITY

	Quantity	Base Number	Contract	AT	Region	England
% of FP17s for the same patient ID Re-attending within 3 months - Children	1	112	0.9%	9.9%	11.8%	12.4%
% of FP17s for the same patient ID Re-attending within 3 months - Adults	2	36	5.6%	16.0%	17.1%	16.7%
% of FP17s for the same patient ID Re-attending between 3 & 9 months - Children	74	112	66.1%	45.4%	45.8%	57.4%
% of FP17s for the same patient ID Re-attending between 3 & 9 months - Adults	15	36	41.7%	37.0%	37.6%	50.5%
% of FP17s for Band 1 Urgent Courses	0	124	0.0%	11.0%	10.6%	9.1%
% of FP17s Relating to Free Repair or Replacements	0	124	0.0%	0.6%	0.6%	0.8%
% of FP17s Relating to Continuations	0	124	0.0%	0.7%	0.9%	1.3%
% of Patients satisfied with the dentistry they have received	0	0	N/A	90.9%	90.2%	93.2%
% of Patients satisfied with the time they had to wait for an appointment	0	0	N/A	83.8%	83.8%	89.0%

* This is based on patients treated on this contract for their most recent course of treatment. Figures in italics indicate the base number of FP17s or Patient Questionnaire responses are less than 100. N/A is shown where the base number of responses is less than 10 during the period. % is calculated as Quantity/Base number*100

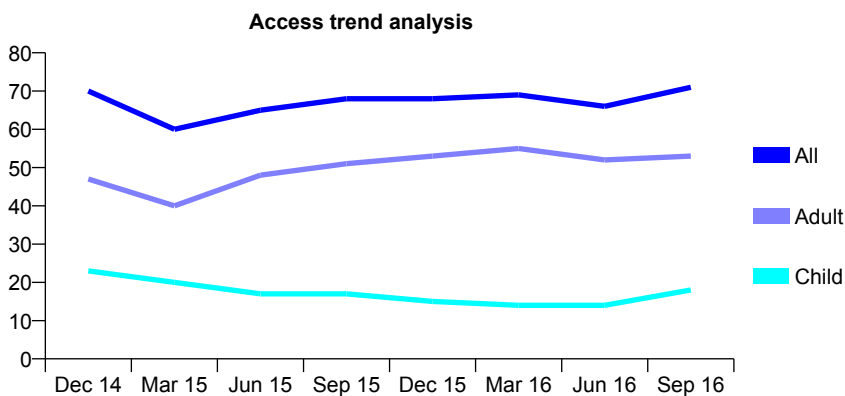
Q62 - Vital Signs At a Glance Contract Report for 558834/0002 - September 2016

Name or company name	MR SG RADIA
Contract type name	GDS Contract
Purpose of contract	General
Contract start date	22/04/2010
Contract end date	

16/17 Contracted general activity (UDA)	228
Carry forward general activity (UDA)	0
16/17 Contracted orthodontic activity (UOA)	0
Carry forward orthodontic activity (UOA)	0
Baseline contract value	£6,178.43

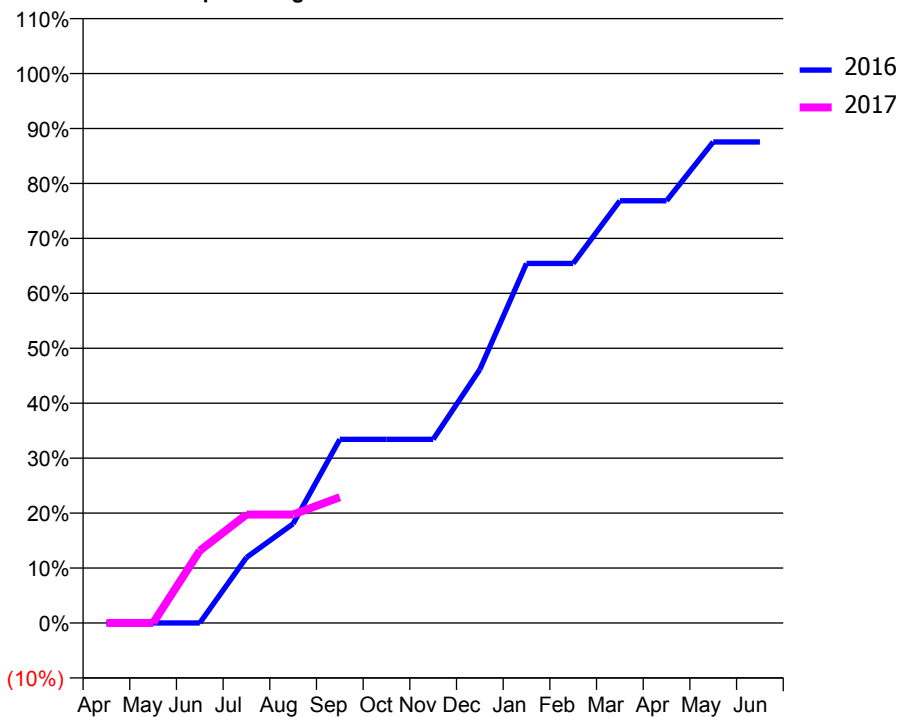
ACCESS*

Patients seen in 24 months	Total	Change since previous quarter
Quarter ending September 2015	68	
Quarter ending December 2015	68	→
Quarter ending March 2016	69	→
Quarter ending June 2016	66	↓
Quarter ending September 2016	71	↑
Variance since September 2015	4.4%	↑



ACTIVITY

Cumulative percentage of contracted UDA delivered 2016 & 2017



Month	Adjusted Scheduled Activity (UDA)	
	2016	2017
April	0	0
May	0	0
June	0	30
July	27	45
August	41	45
September	76	52
October	76	
November	76	
December	105	
January	149	
February	149	
March	175	
April	175	
May	200	
June	200	

QUALITY

	Quantity	Base Number	Contract	AT	Region	England
% of FP17s for the same patient ID Re-attending within 3 months - Children	0	5	0.0%	9.9%	11.8%	12.4%
% of FP17s for the same patient ID Re-attending within 3 months - Adults	2	17	11.8%	16.0%	17.1%	16.7%
% of FP17s for the same patient ID Re-attending between 3 & 9 months - Children	3	5	60.0%	45.4%	45.8%	57.4%
% of FP17s for the same patient ID Re-attending between 3 & 9 months - Adults	9	17	52.9%	37.0%	37.6%	50.5%
% of FP17s for Band 1 Urgent Courses	1	13	7.7%	11.0%	10.6%	9.1%
% of FP17s Relating to Free Repair or Replacements	0	13	0.0%	0.6%	0.6%	0.8%
% of FP17s Relating to Continuations	0	13	0.0%	0.7%	0.9%	1.3%
% of Patients satisfied with the dentistry they have received	0	0	N/A	90.9%	90.2%	93.2%
% of Patients satisfied with the time they had to wait for an appointment	0	0	N/A	83.8%	83.8%	89.0%

* This is based on patients treated on this contract for their most recent course of treatment. Figures in italics indicate the base number of FP17s or Patient Questionnaire responses are less than 100. N/A is shown where the base number of responses is less than 10 during the period. % is calculated as Quantity/Base number*100

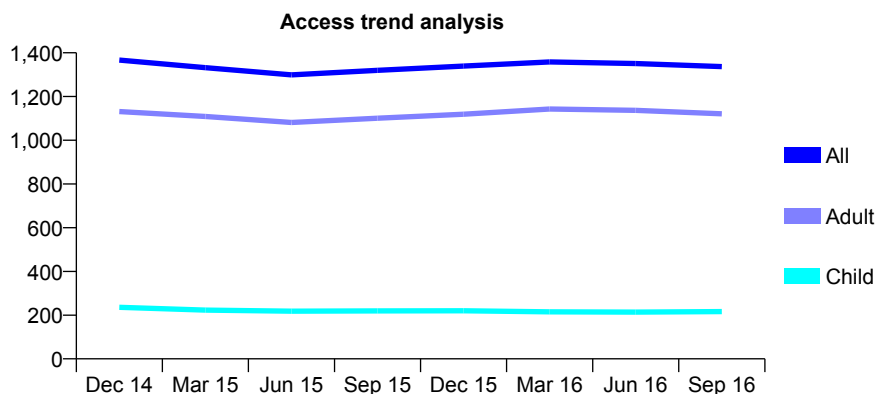
Q62 - Vital Signs At a Glance Contract Report for 559741/0002 - September 2016

Name or company name	MR MJ KOTHARI
Contract type name	GDS Contract
Purpose of contract	General
Contract start date	01/08/2006
Contract end date	

16/17 Contracted general activity (UDA)	4,829
Carry forward general activity (UDA)	0
16/17 Contracted orthodontic activity (UOA)	0
Carry forward orthodontic activity (UOA)	0
Baseline contract value	£124,616.59

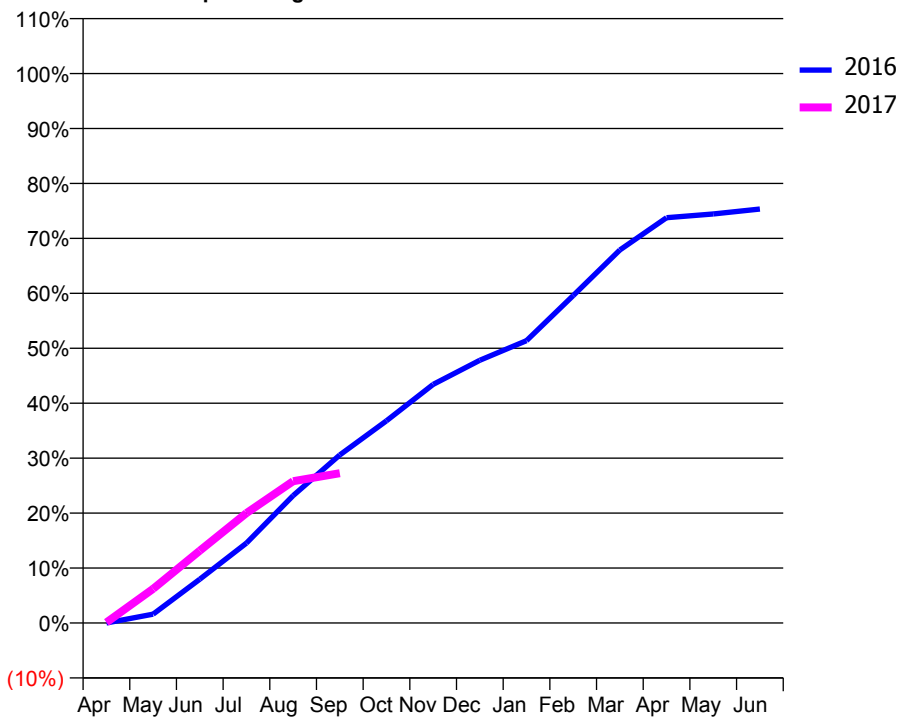
ACCESS*

Patients seen in 24 months	Total	Change since previous quarter
Quarter ending September 2015	1,320	
Quarter ending December 2015	1,339	→
Quarter ending March 2016	1,358	→
Quarter ending June 2016	1,351	→
Quarter ending September 2016	1,337	↓
Variance since September 2015	1.3%	→



ACTIVITY

Cumulative percentage of contracted UDA delivered 2016 & 2017



Adjusted Scheduled Activity (UDA)

Month	2016	2017
April	0	5
May	78	300
June	385	635
July	702	967
August	1,120	1,246
September	1,477	1,316
October	1,777	
November	2,097	
December	2,309	
January	2,481	
February	2,878	
March	3,278	
April	3,562	
May	3,595	
June	3,638	

QUALITY

	Quantity	Base Number	Contract	AT	Region	England
% of FP17s for the same patient ID Re-attending within 3 months - Children	6	113	5.3%	9.9%	11.8%	12.4%
% of FP17s for the same patient ID Re-attending within 3 months - Adults	56	539	10.4%	16.0%	17.1%	16.7%
% of FP17s for the same patient ID Re-attending between 3 & 9 months - Children	44	113	38.9%	45.4%	45.8%	57.4%
% of FP17s for the same patient ID Re-attending between 3 & 9 months - Adults	188	539	34.9%	37.0%	37.6%	50.5%
% of FP17s for Band 1 Urgent Courses	26	515	5.0%	11.0%	10.6%	9.1%
% of FP17s Relating to Free Repair or Replacements	8	515	1.6%	0.6%	0.6%	0.8%
% of FP17s Relating to Continuations	7	515	1.4%	0.7%	0.9%	1.3%
% of Patients satisfied with the dentistry they have received	2	2	N/A	90.9%	90.2%	93.2%
% of Patients satisfied with the time they had to wait for an appointment	2	2	N/A	83.8%	83.8%	89.0%

* This is based on patients treated on this contract for their most recent course of treatment. Figures in italics indicate the base number of FP17s or Patient Questionnaire responses are less than 100. N/A is shown where the base number of responses is less than 10 during the period. % is calculated as Quantity/Base number*100

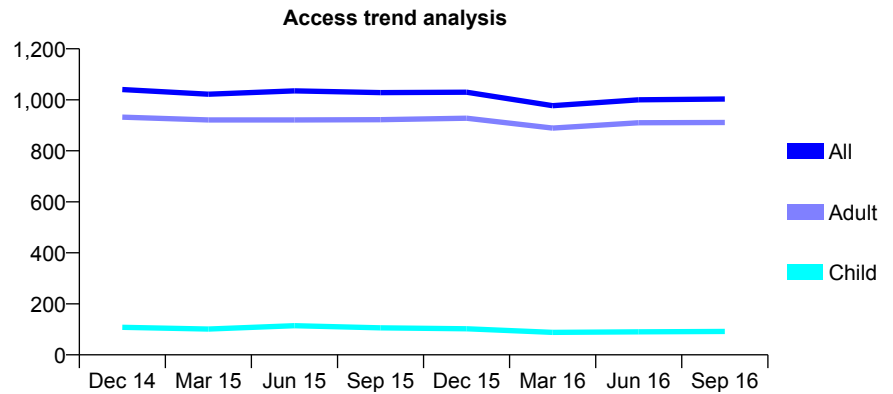
Q62 - Vital Signs At a Glance Contract Report for 567329/0002 - September 2016

Name or company name	MR WH LEE
Contract type name	GDS Contract
Purpose of contract	General
Contract start date	04/04/2007
Contract end date	

16/17 Contracted general activity (UDA)	5,024
Carry forward general activity (UDA)	0
16/17 Contracted orthodontic activity (UOA)	0
Carry forward orthodontic activity (UOA)	0
Baseline contract value	£130,865.09

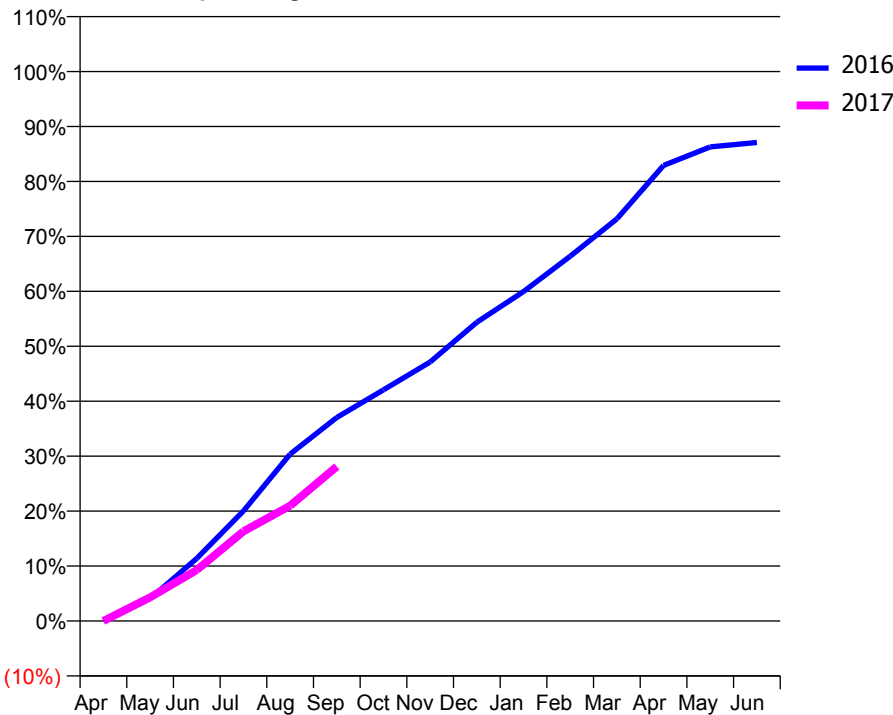
ACCESS*

Patients seen in 24 months	Total	Change since previous quarter
Quarter ending September 2015	1,028	
Quarter ending December 2015	1,030	→
Quarter ending March 2016	977	↓
Quarter ending June 2016	1,000	↑
Quarter ending September 2016	1,003	→
Variance since September 2015	(2.4%)	↓



ACTIVITY

Cumulative percentage of contracted UDA delivered 2016 & 2017



Month	Adjusted Scheduled Activity (UDA)	
	2016	2017
April	0	0
May	205	217
June	573	467
July	1,006	820
August	1,526	1,054
September	1,861	1,412
October	2,113	
November	2,368	
December	2,731	
January	3,012	
February	3,335	
March	3,677	
April	4,165	
May	4,334	
June	4,374	

QUALITY

	Quantity	Base Number	Contract	AT	Region	England
% of FP17s for the same patient ID Re-attending within 3 months - Children	2	46	4.3%	9.9%	11.8%	12.4%
% of FP17s for the same patient ID Re-attending within 3 months - Adults	20	380	5.3%	16.0%	17.1%	16.7%
% of FP17s for the same patient ID Re-attending between 3 & 9 months - Children	9	46	19.6%	45.4%	45.8%	57.4%
% of FP17s for the same patient ID Re-attending between 3 & 9 months - Adults	86	380	22.6%	37.0%	37.6%	50.5%
% of FP17s for Band 1 Urgent Courses	13	303	4.3%	11.0%	10.6%	9.1%
% of FP17s Relating to Free Repair or Replacements	2	303	0.7%	0.6%	0.6%	0.8%
% of FP17s Relating to Continuations	2	303	0.7%	0.7%	0.9%	1.3%
% of Patients satisfied with the dentistry they have received	0	0	N/A	90.9%	90.2%	93.2%
% of Patients satisfied with the time they had to wait for an appointment	0	0	N/A	83.8%	83.8%	89.0%

* This is based on patients treated on this contract for their most recent course of treatment. Figures in italics indicate the base number of FP17s or Patient Questionnaire responses are less than 100. N/A is shown where the base number of responses is less than 10 during the period. % is calculated as Quantity/Base number*100

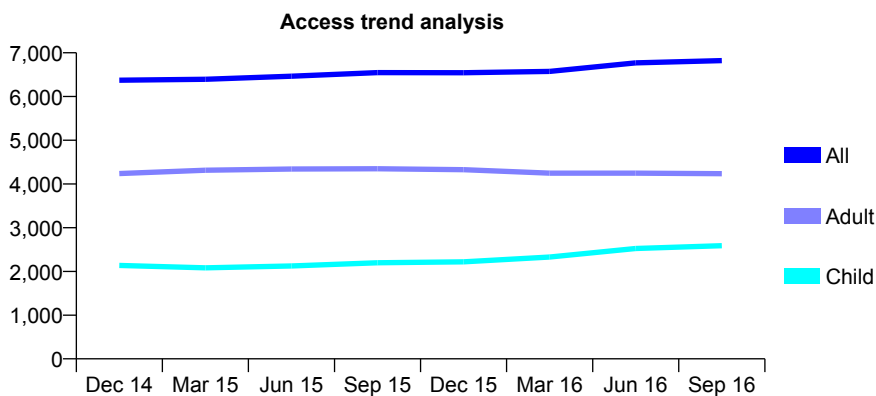
Q62 - Vital Signs At a Glance Contract Report for 568821/0001 - September 2016

Name or company name	MR BK VEKARIA
Contract type name	GDS Contract
Purpose of contract	General
Contract start date	01/04/2006
Contract end date	

16/17 Contracted general activity (UDA)	25,725
Carry forward general activity (UDA)	0
16/17 Contracted orthodontic activity (UOA)	0
Carry forward orthodontic activity (UOA)	0
Baseline contract value	£882,808.89

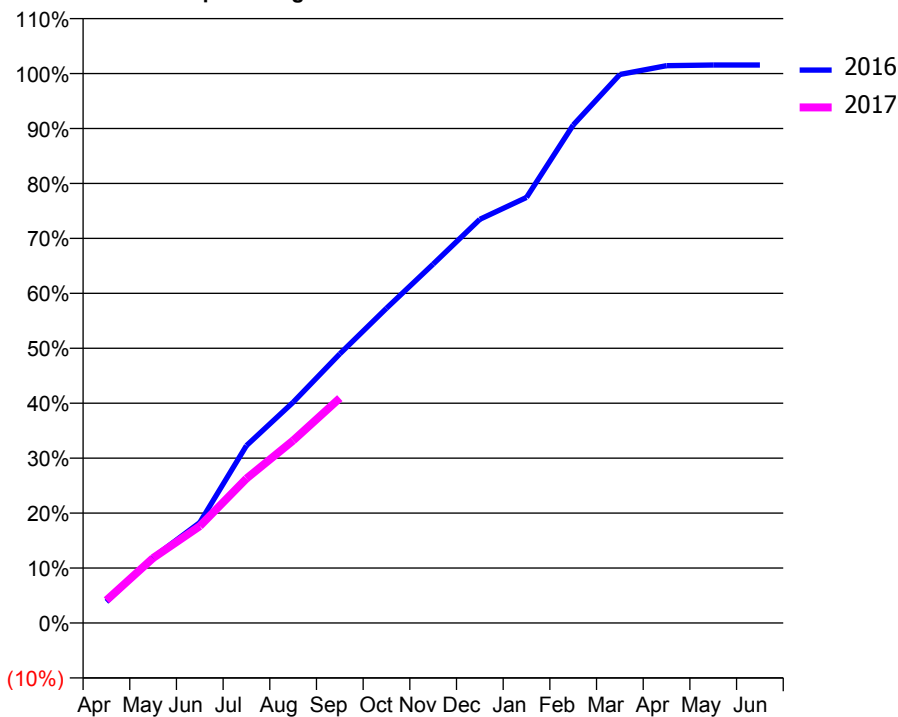
ACCESS*

Patients seen in 24 months	Total	Change since previous quarter
Quarter ending September 2015	6,546	
Quarter ending December 2015	6,545	→
Quarter ending March 2016	6,575	→
Quarter ending June 2016	6,771	↑
Quarter ending September 2016	6,822	→
Variance since September 2015	4.2%	↑



ACTIVITY

Cumulative percentage of contracted UDA delivered 2016 & 2017



Month	Adjusted Scheduled Activity (UDA)	
	2016	2017
April	994	1,066
May	3,066	3,045
June	4,705	4,536
July	8,309	6,762
August	10,332	8,545
September	12,598	10,530
October	14,735	
November	16,804	
December	18,901	
January	19,922	
February	23,313	
March	25,682	
April	26,088	
May	26,124	
June	26,124	

QUALITY

	Quantity	Base Number	Contract	AT	Region	England
% of FP17s for the same patient ID Re-attending within 3 months - Children	148	1,537	9.6%	9.9%	11.8%	12.4%
% of FP17s for the same patient ID Re-attending within 3 months - Adults	333	2,245	14.8%	16.0%	17.1%	16.7%
% of FP17s for the same patient ID Re-attending between 3 & 9 months - Children	436	1,537	28.4%	45.4%	45.8%	57.4%
% of FP17s for the same patient ID Re-attending between 3 & 9 months - Adults	781	2,245	34.8%	37.0%	37.6%	50.5%
% of FP17s for Band 1 Urgent Courses	527	3,639	14.5%	11.0%	10.6%	9.1%
% of FP17s Relating to Free Repair or Replacements	24	3,639	0.7%	0.6%	0.6%	0.8%
% of FP17s Relating to Continuations	4	3,639	0.1%	0.7%	0.9%	1.3%
% of Patients satisfied with the dentistry they have received	2	2	N/A	90.9%	90.2%	93.2%
% of Patients satisfied with the time they had to wait for an appointment	1	2	N/A	83.8%	83.8%	89.0%

* This is based on patients treated on this contract for their most recent course of treatment. Figures in italics indicate the base number of FP17s or Patient Questionnaire responses are less than 100. N/A is shown where the base number of responses is less than 10 during the period. % is calculated as Quantity/Base number*100

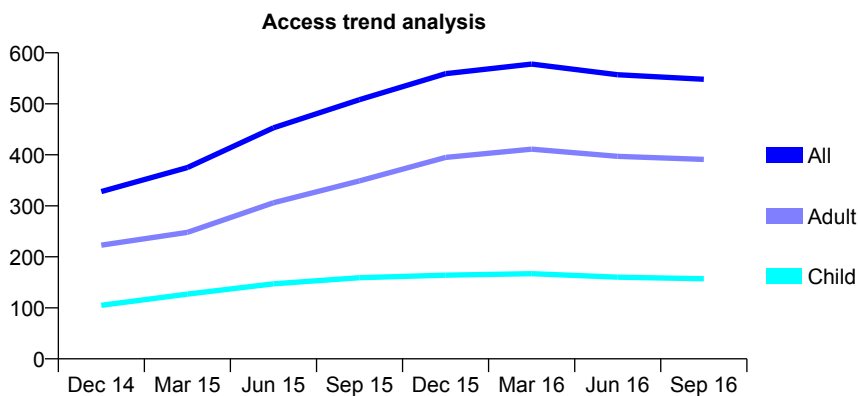
Q62 - Vital Signs At a Glance Contract Report for 570419/0002 - September 2016

Name or company name	MR GR THAKKAR
Contract type name	GDS Contract
Purpose of contract	General
Contract start date	07/04/2014
Contract end date	

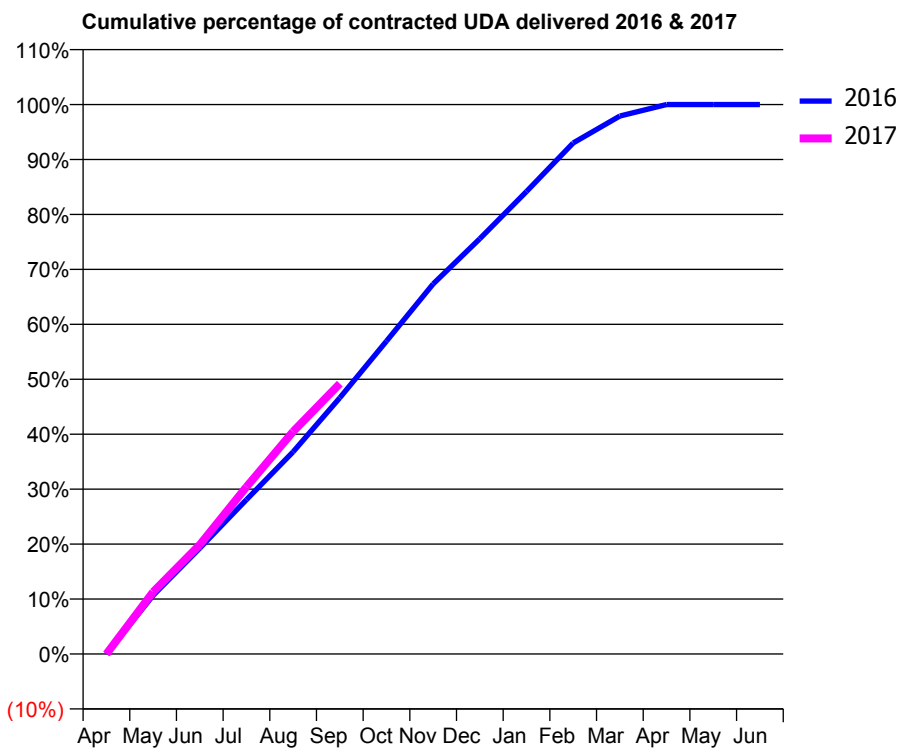
16/17 Contracted general activity (UDA)	815
Carry forward general activity (UDA)	0
16/17 Contracted orthodontic activity (UOA)	0
Carry forward orthodontic activity (UOA)	0
Baseline contract value	£21,841.86

ACCESS*

Patients seen in 24 months	Total	Change since previous quarter
Quarter ending September 2015	508	
Quarter ending December 2015	559	↑
Quarter ending March 2016	578	↑
Quarter ending June 2016	557	↓
Quarter ending September 2016	548	↓
Variance since September 2015	7.9%	↑



ACTIVITY



Month	Adjusted Scheduled Activity (UDA)	
	2016	2017
April	0	0
May	87	92
June	157	162
July	229	248
August	300	330
September	380	401
October	464	
November	549	
December	616	
January	686	
February	758	
March	798	
April	815	
May	815	
June	815	

QUALITY

	Quantity	Base Number	Contract	AT	Region	England
% of FP17s for the same patient ID Re-attending within 3 months - Children	0	80	0.0%	9.9%	11.8%	12.4%
% of FP17s for the same patient ID Re-attending within 3 months - Adults	0	175	0.0%	16.0%	17.1%	16.7%
% of FP17s for the same patient ID Re-attending between 3 & 9 months - Children	9	80	11.3%	45.4%	45.8%	57.4%
% of FP17s for the same patient ID Re-attending between 3 & 9 months - Adults	47	175	26.9%	37.0%	37.6%	50.5%
% of FP17s for Band 1 Urgent Courses	0	242	0.0%	11.0%	10.6%	9.1%
% of FP17s Relating to Free Repair or Replacements	0	242	0.0%	0.6%	0.6%	0.8%
% of FP17s Relating to Continuations	0	242	0.0%	0.7%	0.9%	1.3%
% of Patients satisfied with the dentistry they have received	0	0	N/A	90.9%	90.2%	93.2%
% of Patients satisfied with the time they had to wait for an appointment	0	0	N/A	83.8%	83.8%	89.0%

* This is based on patients treated on this contract for their most recent course of treatment. Figures in italics indicate the base number of FP17s or Patient Questionnaire responses are less than 100. N/A is shown where the base number of responses is less than 10 during the period. % is calculated as Quantity/Base number*100

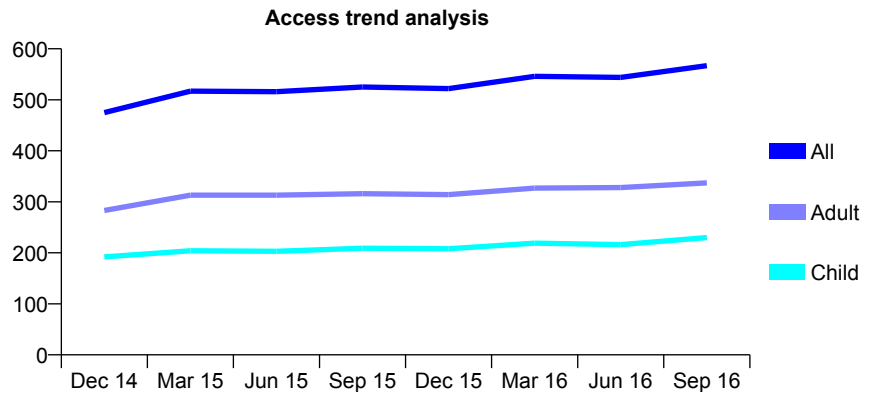
Q62 - Vital Signs At a Glance Contract Report for 570559/0001 - September 2016

Name or company name	MR Q MANJI
Contract type name	GDS Contract
Purpose of contract	General
Contract start date	01/04/2006
Contract end date	

16/17 Contracted general activity (UDA)	1,521
Carry forward general activity (UDA)	0
16/17 Contracted orthodontic activity (UOA)	0
Carry forward orthodontic activity (UOA)	0
Baseline contract value	£61,264.91

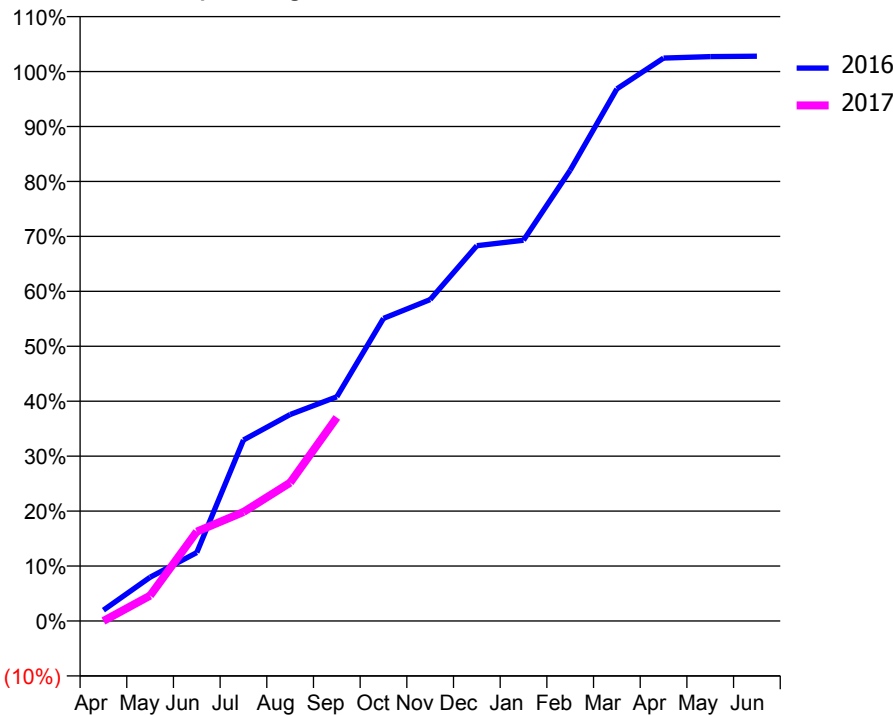
ACCESS*

Patients seen in 24 months	Total	Change since previous quarter
Quarter ending September 2015	525	
Quarter ending December 2015	522	→
Quarter ending March 2016	546	↑
Quarter ending June 2016	544	→
Quarter ending September 2016	567	↑
Variance since September 2015	8.0%	↑



ACTIVITY

Cumulative percentage of contracted UDA delivered 2016 & 2017



Adjusted Scheduled Activity (UDA)		
Month	2016	2017
April	30	0
May	121	70
June	189	247
July	501	302
August	571	383
September	621	564
October	838	
November	890	
December	1,039	
January	1,054	
February	1,248	
March	1,473	
April	1,558	
May	1,562	
June	1,563	

QUALITY

	Quantity	Base Number	Contract	AT	Region	England
% of FP17s for the same patient ID Re-attending within 3 months - Children	1	106	0.9%	9.9%	11.8%	12.4%
% of FP17s for the same patient ID Re-attending within 3 months - Adults	13	142	9.2%	16.0%	17.1%	16.7%
% of FP17s for the same patient ID Re-attending between 3 & 9 months - Children	31	106	29.2%	45.4%	45.8%	57.4%
% of FP17s for the same patient ID Re-attending between 3 & 9 months - Adults	50	142	35.2%	37.0%	37.6%	50.5%
% of FP17s for Band 1 Urgent Courses	13	223	5.8%	11.0%	10.6%	9.1%
% of FP17s Relating to Free Repair or Replacements	0	223	0.0%	0.6%	0.6%	0.8%
% of FP17s Relating to Continuations	0	223	0.0%	0.7%	0.9%	1.3%
% of Patients satisfied with the dentistry they have received	0	0	N/A	90.9%	90.2%	93.2%
% of Patients satisfied with the time they had to wait for an appointment	0	0	N/A	83.8%	83.8%	89.0%

* This is based on patients treated on this contract for their most recent course of treatment. Figures in italics indicate the base number of FP17s or Patient Questionnaire responses are less than 100. N/A is shown where the base number of responses is less than 10 during the period. % is calculated as Quantity/Base number*100

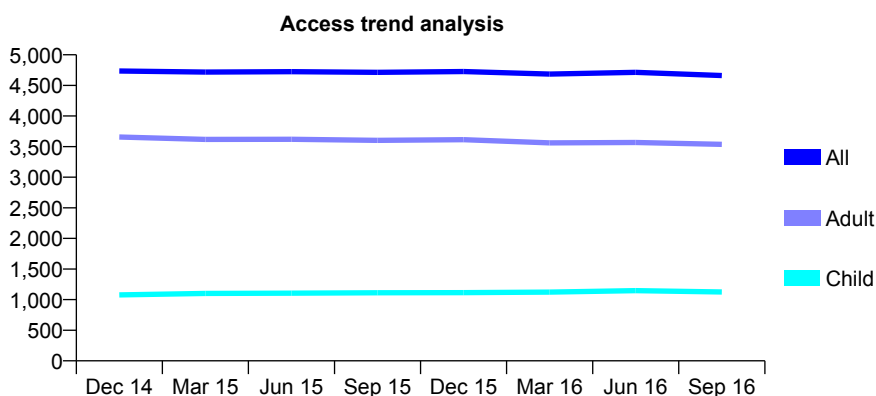
Q62 - Vital Signs At a Glance Contract Report for 571636/0001 - September 2016

Name or company name	MRS N SACOOR
Contract type name	GDS Contract
Purpose of contract	General
Contract start date	01/04/2006
Contract end date	

16/17 Contracted general activity (UDA)	14,033
Carry forward general activity (UDA)	445
16/17 Contracted orthodontic activity (UOA)	0
Carry forward orthodontic activity (UOA)	0
Baseline contract value	£365,045.89

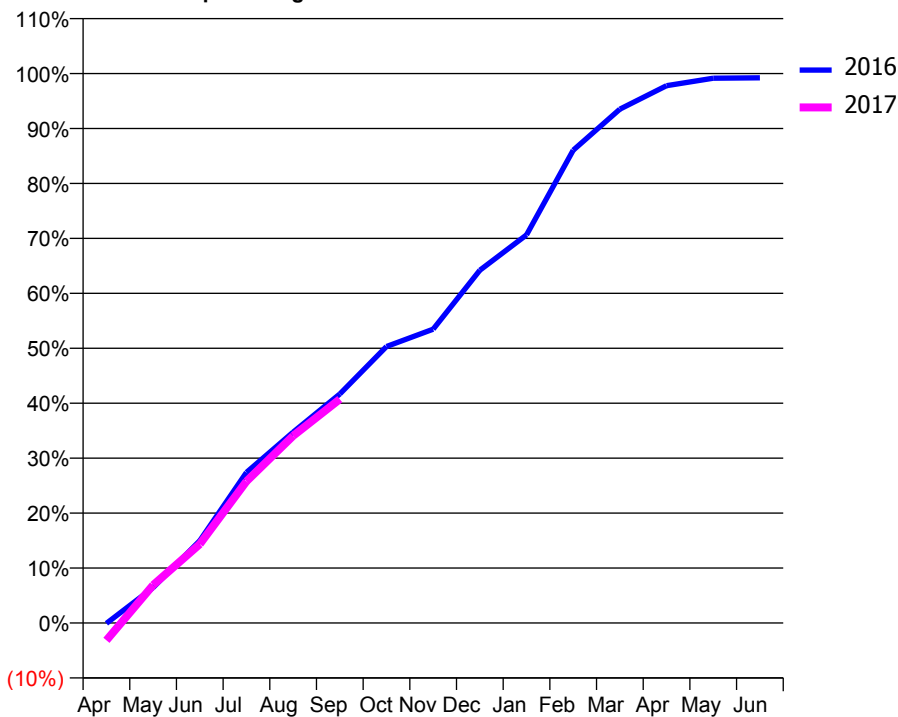
ACCESS*

Patients seen in 24 months	Total	Change since previous quarter
Quarter ending September 2015	4,714	
Quarter ending December 2015	4,727	→
Quarter ending March 2016	4,685	→
Quarter ending June 2016	4,714	→
Quarter ending September 2016	4,662	↓
Variance since September 2015	(1.1%)	↓



ACTIVITY

Cumulative percentage of contracted UDA delivered 2016 & 2017



Month	Adjusted Scheduled Activity (UDA)	
	2016	2017
April	-12	-445
May	905	970
June	2,101	2,014
July	3,846	3,617
August	4,875	4,781
September	5,850	5,717
October	7,060	
November	7,502	
December	9,010	
January	9,913	
February	12,075	
March	13,124	
April	13,722	
May	13,914	
June	13,922	

QUALITY

	Quantity	Base Number	Contract	AT	Region	England
% of FP17s for the same patient ID Re-attending within 3 months - Children	46	673	6.8%	9.9%	11.8%	12.4%
% of FP17s for the same patient ID Re-attending within 3 months - Adults	301	1,869	16.1%	16.0%	17.1%	16.7%
% of FP17s for the same patient ID Re-attending between 3 & 9 months - Children	320	673	47.5%	45.4%	45.8%	57.4%
% of FP17s for the same patient ID Re-attending between 3 & 9 months - Adults	710	1,869	38.0%	37.0%	37.6%	50.5%
% of FP17s for Band 1 Urgent Courses	162	2,279	7.1%	11.0%	10.6%	9.1%
% of FP17s Relating to Free Repair or Replacements	14	2,279	0.6%	0.6%	0.6%	0.8%
% of FP17s Relating to Continuations	59	2,279	2.6%	0.7%	0.9%	1.3%
% of Patients satisfied with the dentistry they have received	2	2	N/A	90.9%	90.2%	93.2%
% of Patients satisfied with the time they had to wait for an appointment	2	2	N/A	83.8%	83.8%	89.0%

* This is based on patients treated on this contract for their most recent course of treatment. Figures in italics indicate the base number of FP17s or Patient Questionnaire responses are less than 100. N/A is shown where the base number of responses is less than 10 during the period. % is calculated as Quantity/Base number*100

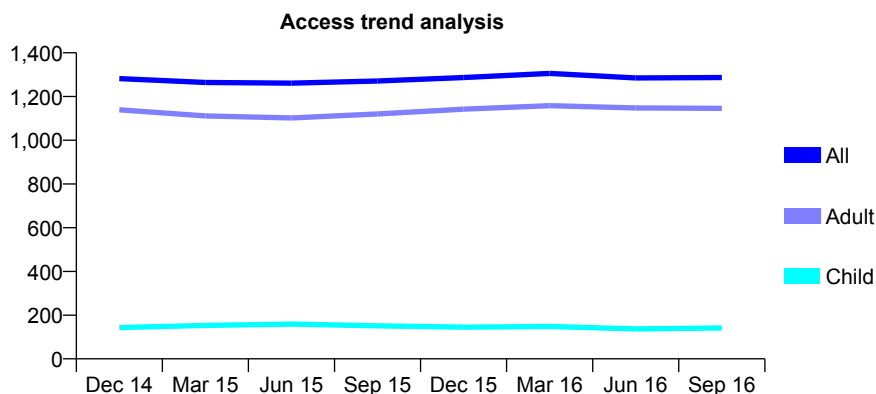
Q62 - Vital Signs At a Glance Contract Report for 572802/0001 - September 2016

Name or company name	MR JU SHAH
Contract type name	GDS Contract
Purpose of contract	General
Contract start date	01/04/2006
Contract end date	

16/17 Contracted general activity (UDA)	5,669
Carry forward general activity (UDA)	-113
16/17 Contracted orthodontic activity (UOA)	0
Carry forward orthodontic activity (UOA)	0
Baseline contract value	£166,061.28

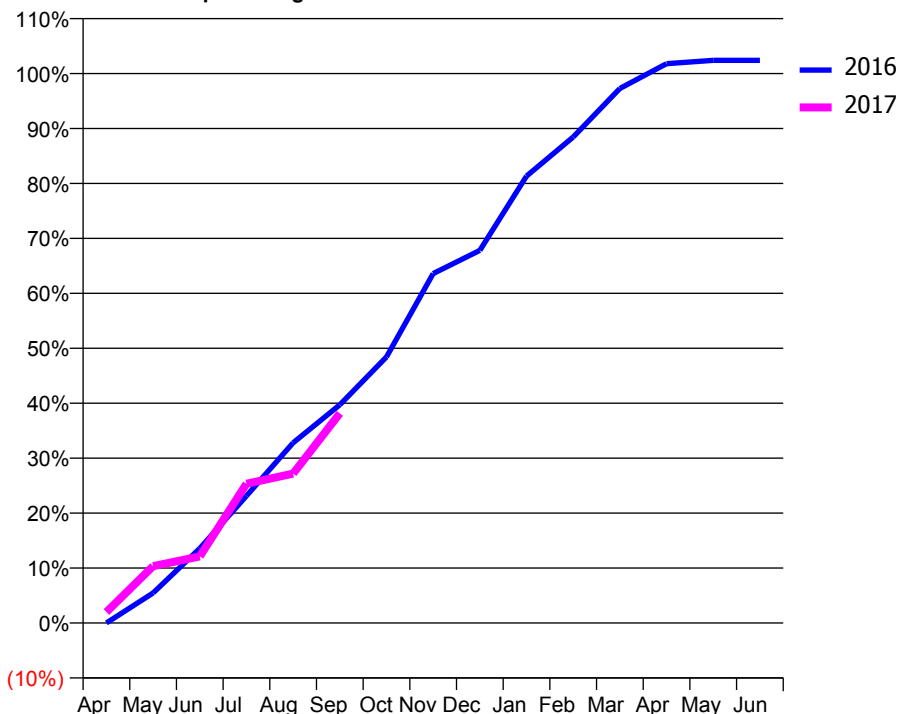
ACCESS*

Patients seen in 24 months	Total	Change since previous quarter
Quarter ending September 2015	1,271	
Quarter ending December 2015	1,287	→
Quarter ending March 2016	1,306	→
Quarter ending June 2016	1,285	↓
Quarter ending September 2016	1,287	→
Variance since September 2015	1.3%	→



ACTIVITY

Cumulative percentage of contracted UDA delivered 2016 & 2017



Month	Adjusted Scheduled Activity (UDA)	
	2016	2017
April	0	113
May	310	586
June	769	687
July	1,312	1,437
August	1,860	1,542
September	2,252	2,164
October	2,746	
November	3,605	
December	3,844	
January	4,611	
February	5,014	
March	5,514	
April	5,771	
May	5,804	
June	5,804	

QUALITY

	Quantity	Base Number	Contract	AT	Region	England
% of FP17s for the same patient ID Re-attending within 3 months - Children	4	76	5.3%	9.9%	11.8%	12.4%
% of FP17s for the same patient ID Re-attending within 3 months - Adults	106	604	17.5%	16.0%	17.1%	16.7%
% of FP17s for the same patient ID Re-attending between 3 & 9 months - Children	32	76	42.1%	45.4%	45.8%	57.4%
% of FP17s for the same patient ID Re-attending between 3 & 9 months - Adults	239	604	39.6%	37.0%	37.6%	50.5%
% of FP17s for Band 1 Urgent Courses	70	586	11.9%	11.0%	10.6%	9.1%
% of FP17s Relating to Free Repair or Replacements	14	586	2.4%	0.6%	0.6%	0.8%
% of FP17s Relating to Continuations	4	586	0.7%	0.7%	0.9%	1.3%
% of Patients satisfied with the dentistry they have received	1	1	N/A	90.9%	90.2%	93.2%
% of Patients satisfied with the time they had to wait for an appointment	1	1	N/A	83.8%	83.8%	89.0%

* This is based on patients treated on this contract for their most recent course of treatment. Figures in italics indicate the base number of FP17s or Patient Questionnaire responses are less than 100. N/A is shown where the base number of responses is less than 10 during the period. % is calculated as Quantity/Base number*100

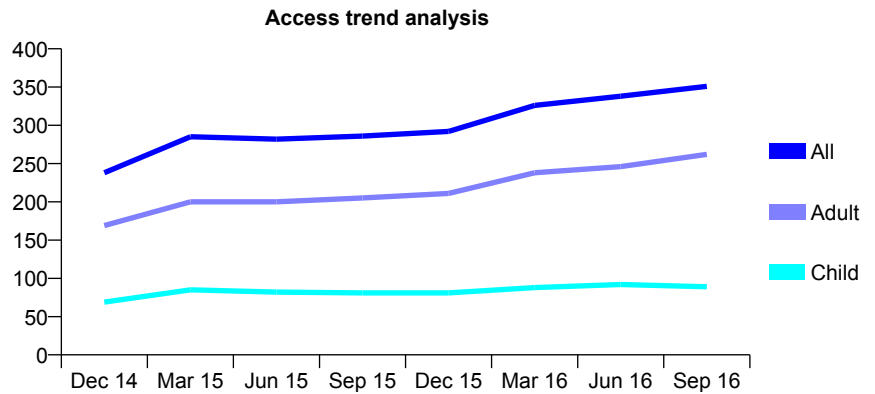
Q62 - Vital Signs At a Glance Contract Report for 572888/0002 - September 2016

Name or company name	MR R GOGNA
Contract type name	GDS Contract
Purpose of contract	General
Contract start date	01/04/2006
Contract end date	

16/17 Contracted general activity (UDA)	997
Carry forward general activity (UDA)	28
16/17 Contracted orthodontic activity (UOA)	0
Carry forward orthodontic activity (UOA)	0
Baseline contract value	£24,623.40

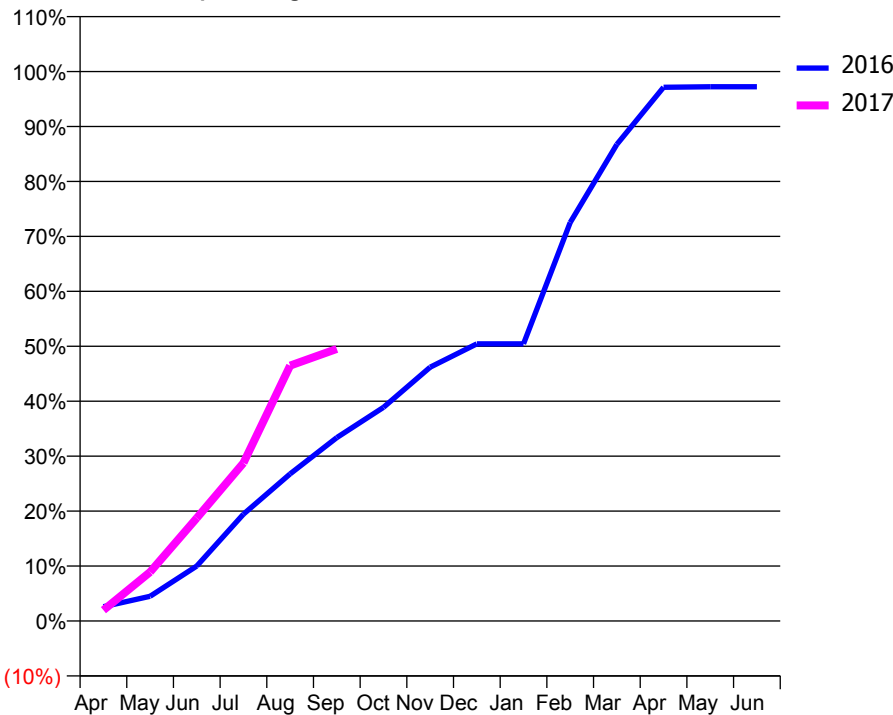
ACCESS*

Patients seen in 24 months	Total	Change since previous quarter
Quarter ending September 2015	286	
Quarter ending December 2015	292	↑
Quarter ending March 2016	326	↑
Quarter ending June 2016	338	↑
Quarter ending September 2016	351	↑
Variance since September 2015	22.7%	↑



ACTIVITY

Cumulative percentage of contracted UDA delivered 2016 & 2017



Month	Adjusted Scheduled Activity (UDA)	
	2016	2017
April	26	20
May	45	89
June	100	187
July	194	287
August	267	463
September	333	494
October	388	
November	461	
December	503	
January	503	
February	723	
March	865	
April	968	
May	969	
June	969	

QUALITY

	Quantity	Base Number	Contract	AT	Region	England
% of FP17s for the same patient ID Re-attending within 3 months - Children	3	57	5.3%	9.9%	11.8%	12.4%
% of FP17s for the same patient ID Re-attending within 3 months - Adults	30	138	21.7%	16.0%	17.1%	16.7%
% of FP17s for the same patient ID Re-attending between 3 & 9 months - Children	32	57	56.1%	45.4%	45.8%	57.4%
% of FP17s for the same patient ID Re-attending between 3 & 9 months - Adults	52	138	37.7%	37.0%	37.6%	50.5%
% of FP17s for Band 1 Urgent Courses	18	160	11.3%	11.0%	10.6%	9.1%
% of FP17s Relating to Free Repair or Replacements	0	160	0.0%	0.6%	0.6%	0.8%
% of FP17s Relating to Continuations	1	160	0.6%	0.7%	0.9%	1.3%
% of Patients satisfied with the dentistry they have received	1	1	N/A	90.9%	90.2%	93.2%
% of Patients satisfied with the time they had to wait for an appointment	1	1	N/A	83.8%	83.8%	89.0%

* This is based on patients treated on this contract for their most recent course of treatment. Figures in italics indicate the base number of FP17s or Patient Questionnaire responses are less than 100. N/A is shown where the base number of responses is less than 10 during the period. % is calculated as Quantity/Base number*100

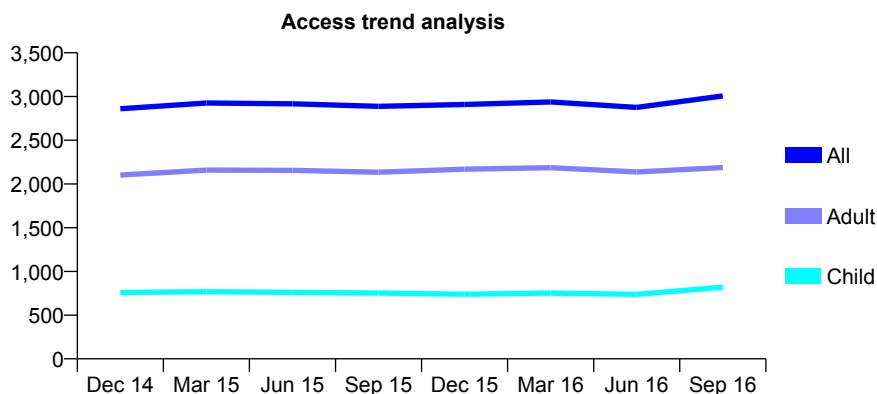
Q62 - Vital Signs At a Glance Contract Report for 573051/0001 - September 2016

Name or company name	MR R MAJITHIA
Contract type name	GDS Contract
Purpose of contract	General
Contract start date	01/04/2006
Contract end date	

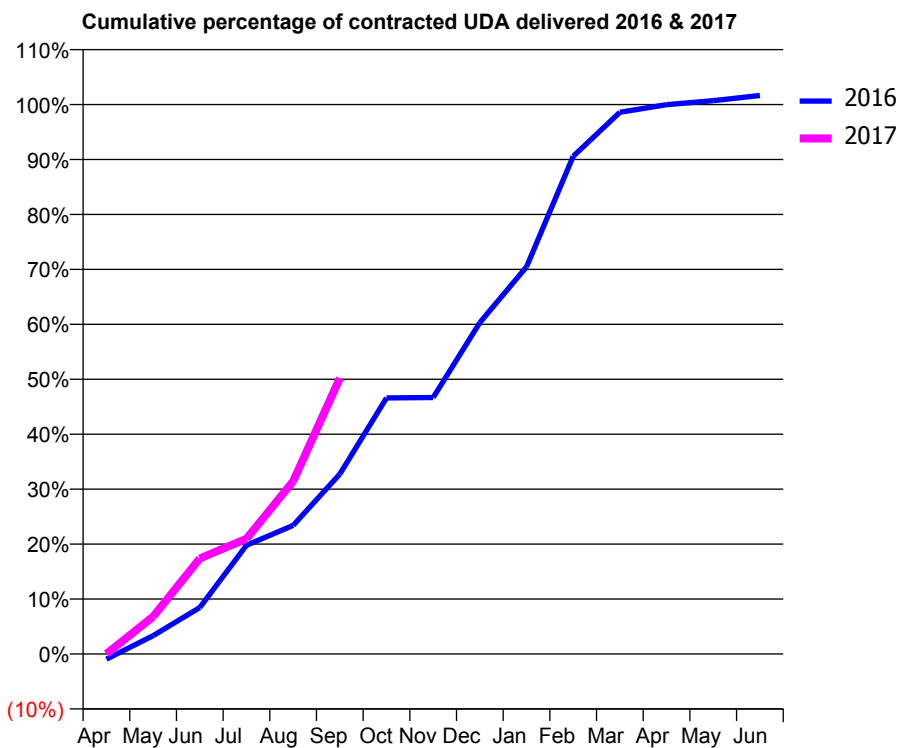
16/17 Contracted general activity (UDA)	6,745
Carry forward general activity (UDA)	0
16/17 Contracted orthodontic activity (UOA)	0
Carry forward orthodontic activity (UOA)	0
Baseline contract value	£164,347.70

ACCESS*

Patients seen in 24 months	Total	Change since previous quarter
Quarter ending September 2015	2,888	
Quarter ending December 2015	2,909	→
Quarter ending March 2016	2,938	→
Quarter ending June 2016	2,875	↓
Quarter ending September 2016	3,006	↑
Variance since September 2015	4.1%	↑



ACTIVITY



Month	Adjusted Scheduled Activity (UDA)	
	2016	2017
April	-64	3
May	224	459
June	571	1,173
July	1,336	1,415
August	1,579	2,120
September	2,209	3,386
October	3,144	
November	3,148	
December	4,068	
January	4,753	
February	6,109	
March	6,649	
April	6,743	
May	6,792	
June	6,856	

QUALITY

	Quantity	Base Number	Contract	AT	Region	England
% of FP17s for the same patient ID Re-attending within 3 months - Children	33	444	7.4%	9.9%	11.8%	12.4%
% of FP17s for the same patient ID Re-attending within 3 months - Adults	89	848	10.5%	16.0%	17.1%	16.7%
% of FP17s for the same patient ID Re-attending between 3 & 9 months - Children	168	444	37.8%	45.4%	45.8%	57.4%
% of FP17s for the same patient ID Re-attending between 3 & 9 months - Adults	257	848	30.3%	37.0%	37.6%	50.5%
% of FP17s for Band 1 Urgent Courses	142	1,230	11.5%	11.0%	10.6%	9.1%
% of FP17s Relating to Free Repair or Replacements	20	1,230	1.6%	0.6%	0.6%	0.8%
% of FP17s Relating to Continuations	15	1,230	1.2%	0.7%	0.9%	1.3%
% of Patients satisfied with the dentistry they have received	2	4	N/A	90.9%	90.2%	93.2%
% of Patients satisfied with the time they had to wait for an appointment	2	4	N/A	83.8%	83.8%	89.0%

* This is based on patients treated on this contract for their most recent course of treatment. Figures in italics indicate the base number of FP17s or Patient Questionnaire responses are less than 100. N/A is shown where the base number of responses is less than 10 during the period. % is calculated as Quantity/Base number*100

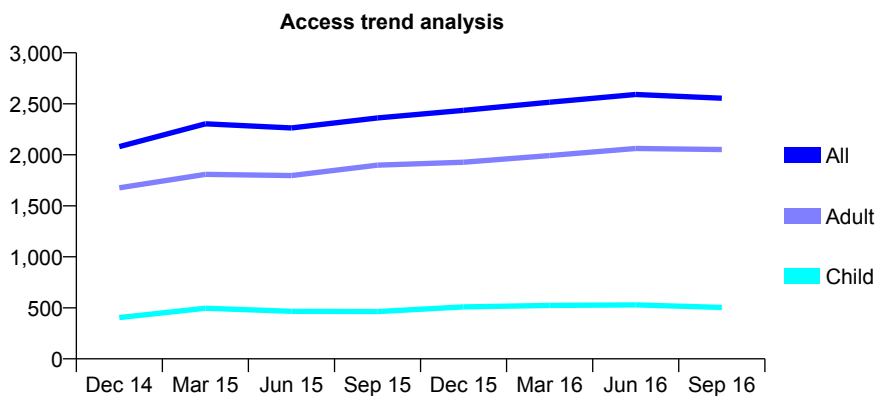
Q62 - Vital Signs At a Glance Contract Report for 574538/0001 - September 2016

Name or company name	MR HM PATEL
Contract type name	GDS Contract
Purpose of contract	General
Contract start date	01/04/2006
Contract end date	

16/17 Contracted general activity (UDA)	6,092
Carry forward general activity (UDA)	0
16/17 Contracted orthodontic activity (UOA)	0
Carry forward orthodontic activity (UOA)	0
Baseline contract value	£182,368.76

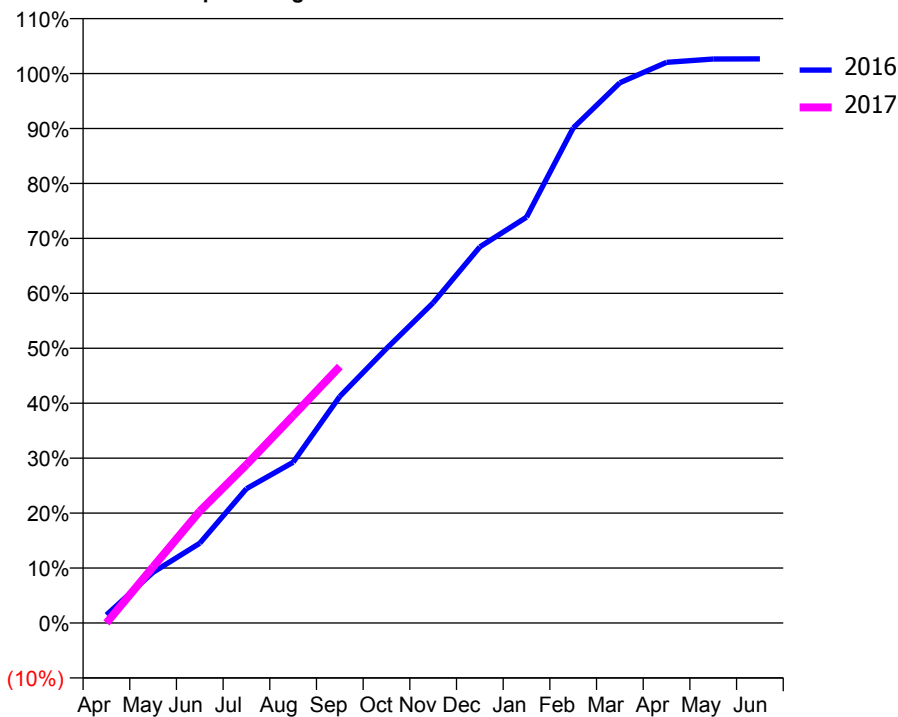
ACCESS*

Patients seen in 24 months	Total	Change since previous quarter
Quarter ending September 2015	2,362	
Quarter ending December 2015	2,436	↑
Quarter ending March 2016	2,516	↑
Quarter ending June 2016	2,591	↑
Quarter ending September 2016	2,555	↓
Variance since September 2015	8.2%	↑



ACTIVITY

Cumulative percentage of contracted UDA delivered 2016 & 2017



Month	Adjusted Scheduled Activity (UDA)	
	2016	2017
April	89	0
May	563	624
June	884	1,240
July	1,490	1,755
August	1,782	2,298
September	2,512	2,844
October	3,044	
November	3,550	
December	4,169	
January	4,499	
February	5,488	
March	5,989	
April	6,216	
May	6,253	
June	6,255	

QUALITY

	Quantity	Base Number	Contract	AT	Region	England
% of FP17s for the same patient ID Re-attending within 3 months - Children	29	424	6.8%	9.9%	11.8%	12.4%
% of FP17s for the same patient ID Re-attending within 3 months - Adults	205	1,416	14.5%	16.0%	17.1%	16.7%
% of FP17s for the same patient ID Re-attending between 3 & 9 months - Children	243	424	57.3%	45.4%	45.8%	57.4%
% of FP17s for the same patient ID Re-attending between 3 & 9 months - Adults	637	1,416	45.0%	37.0%	37.6%	50.5%
% of FP17s for Band 1 Urgent Courses	165	1,429	11.5%	11.0%	10.6%	9.1%
% of FP17s Relating to Free Repair or Replacements	2	1,429	0.1%	0.6%	0.6%	0.8%
% of FP17s Relating to Continuations	15	1,429	1.0%	0.7%	0.9%	1.3%
% of Patients satisfied with the dentistry they have received	2	2	N/A	90.9%	90.2%	93.2%
% of Patients satisfied with the time they had to wait for an appointment	2	2	N/A	83.8%	83.8%	89.0%

* This is based on patients treated on this contract for their most recent course of treatment. Figures in italics indicate the base number of FP17s or Patient Questionnaire responses are less than 100. N/A is shown where the base number of responses is less than 10 during the period. % is calculated as Quantity/Base number*100

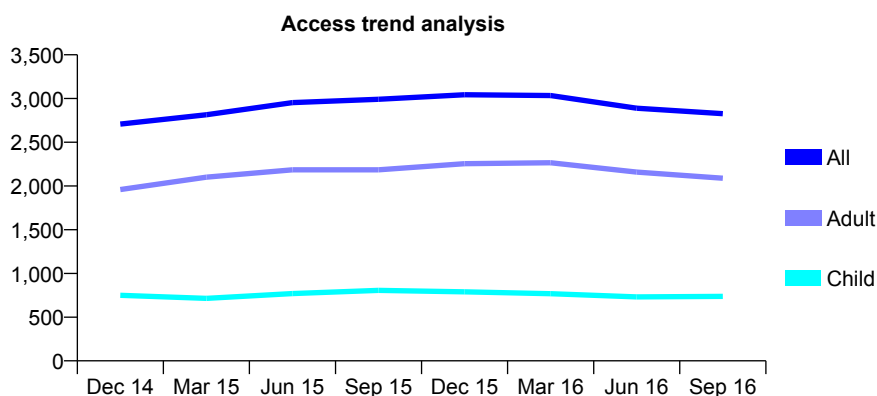
Q62 - Vital Signs At a Glance Contract Report for 574538/0003 - September 2016

Name or company name	MR HM PATEL
Contract type name	PDS Plus Contract
Purpose of contract	General
Contract start date	01/05/2013
Contract end date	31/03/2018

16/17 Contracted general activity (UDA)	7,000
Carry forward general activity (UDA)	0
16/17 Contracted orthodontic activity (UOA)	0
Carry forward orthodontic activity (UOA)	0
Baseline contract value	£175,371.92

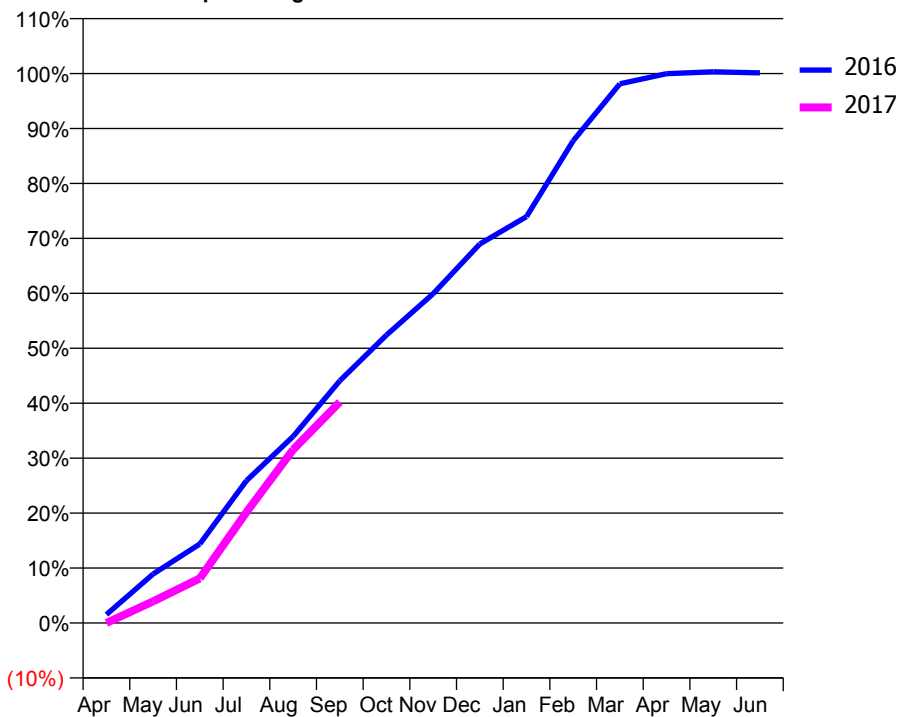
ACCESS*

Patients seen in 24 months	Total	Change since previous quarter
Quarter ending September 2015	2,991	
Quarter ending December 2015	3,044	→
Quarter ending March 2016	3,034	→
Quarter ending June 2016	2,889	↓
Quarter ending September 2016	2,826	↓
Variance since September 2015	(5.5%)	↓



ACTIVITY

Cumulative percentage of contracted UDA delivered 2016 & 2017



Month	Adjusted Scheduled Activity (UDA)	
	2016	2017
April	108	0
May	625	277
June	1,007	569
July	1,813	1,413
August	2,377	2,209
September	3,085	2,815
October	3,668	
November	4,195	
December	4,828	
January	5,177	
February	6,144	
March	6,869	
April	6,997	
May	7,021	
June	7,008	

QUALITY

	Quantity	Base Number	Contract	AT	Region	England
% of FP17s for the same patient ID Re-attending within 3 months - Children	32	429	7.5%	9.9%	11.8%	12.4%
% of FP17s for the same patient ID Re-attending within 3 months - Adults	136	1,076	12.6%	16.0%	17.1%	16.7%
% of FP17s for the same patient ID Re-attending between 3 & 9 months - Children	209	429	48.7%	45.4%	45.8%	57.4%
% of FP17s for the same patient ID Re-attending between 3 & 9 months - Adults	429	1,076	39.9%	37.0%	37.6%	50.5%
% of FP17s for Band 1 Urgent Courses	201	1,413	14.2%	11.0%	10.6%	9.1%
% of FP17s Relating to Free Repair or Replacements	28	1,413	2.0%	0.6%	0.6%	0.8%
% of FP17s Relating to Continuations	3	1,413	0.2%	0.7%	0.9%	1.3%
% of Patients satisfied with the dentistry they have received	2	2	N/A	90.9%	90.2%	93.2%
% of Patients satisfied with the time they had to wait for an appointment	2	2	N/A	83.8%	83.8%	89.0%

* This is based on patients treated on this contract for their most recent course of treatment. Figures in italics indicate the base number of FP17s or Patient Questionnaire responses are less than 100. N/A is shown where the base number of responses is less than 10 during the period. % is calculated as Quantity/Base number*100

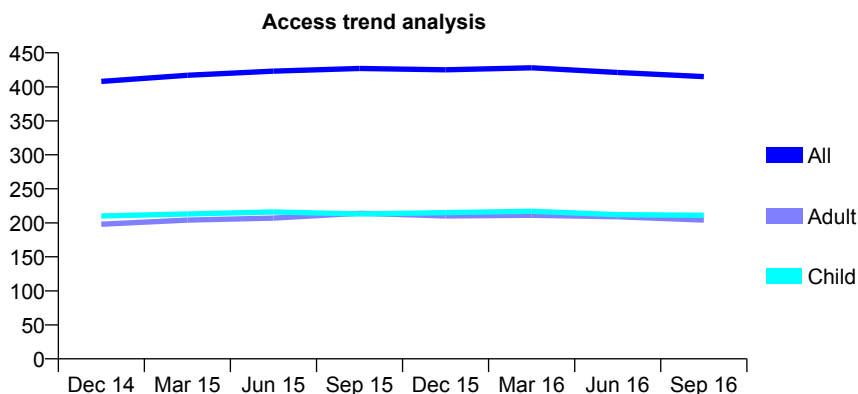
Q62 - Vital Signs At a Glance Contract Report for 575674/0001 - September 2016

Name or company name	MR K MEHTA
Contract type name	GDS Contract
Purpose of contract	General
Contract start date	01/04/2006
Contract end date	

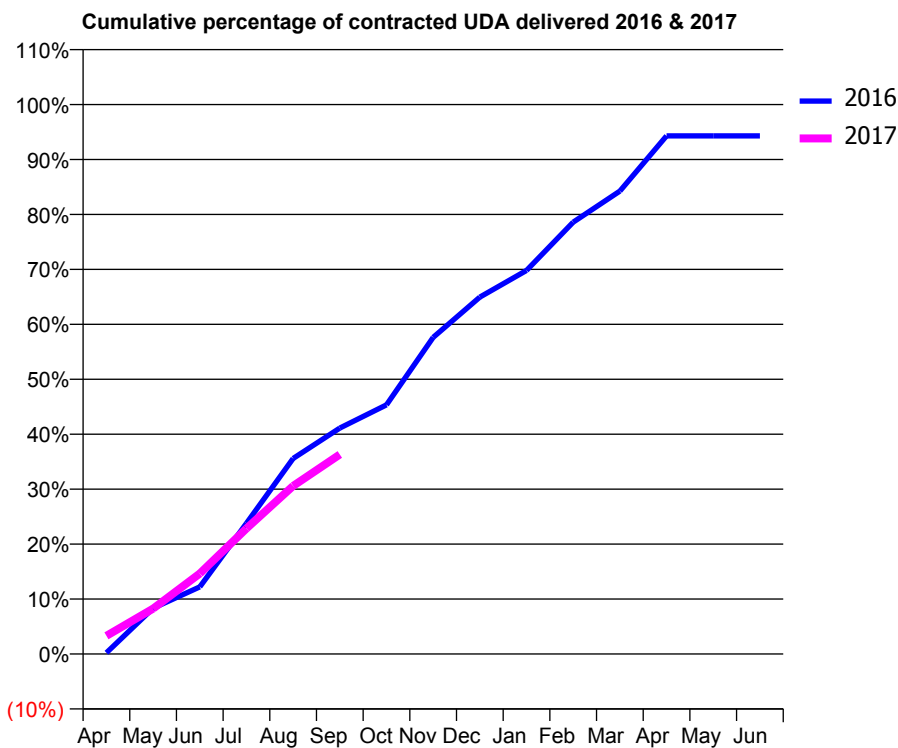
16/17 Contracted general activity (UDA)	875
Carry forward general activity (UDA)	0
16/17 Contracted orthodontic activity (UOA)	0
Carry forward orthodontic activity (UOA)	0
Baseline contract value	£19,811.32

ACCESS*

Patients seen in 24 months	Total	Change since previous quarter
Quarter ending September 2015	427	
Quarter ending December 2015	425	→
Quarter ending March 2016	428	→
Quarter ending June 2016	421	↓
Quarter ending September 2016	415	↓
Variance since September 2015	(2.8%)	↓



ACTIVITY



Month	Adjusted Scheduled Activity (UDA)	
	2016	2017
April	2	29
May	73	72
June	107	128
July	208	200
August	311	268
September	360	318
October	397	
November	504	
December	568	
January	611	
February	688	
March	737	
April	825	
May	825	
June	825	

QUALITY

	Quantity	Base Number	Contract	AT	Region	England
% of FP17s for the same patient ID Re-attending within 3 months - Children	10	173	5.8%	9.9%	11.8%	12.4%
% of FP17s for the same patient ID Re-attending within 3 months - Adults	7	123	5.7%	16.0%	17.1%	16.7%
% of FP17s for the same patient ID Re-attending between 3 & 9 months - Children	113	173	65.3%	45.4%	45.8%	57.4%
% of FP17s for the same patient ID Re-attending between 3 & 9 months - Adults	66	123	53.7%	37.0%	37.6%	50.5%
% of FP17s for Band 1 Urgent Courses	14	235	6.0%	11.0%	10.6%	9.1%
% of FP17s Relating to Free Repair or Replacements	0	235	0.0%	0.6%	0.6%	0.8%
% of FP17s Relating to Continuations	4	235	1.7%	0.7%	0.9%	1.3%
% of Patients satisfied with the dentistry they have received	0	0	N/A	90.9%	90.2%	93.2%
% of Patients satisfied with the time they had to wait for an appointment	0	0	N/A	83.8%	83.8%	89.0%

* This is based on patients treated on this contract for their most recent course of treatment. Figures in italics indicate the base number of FP17s or Patient Questionnaire responses are less than 100. N/A is shown where the base number of responses is less than 10 during the period. % is calculated as Quantity/Base number*100

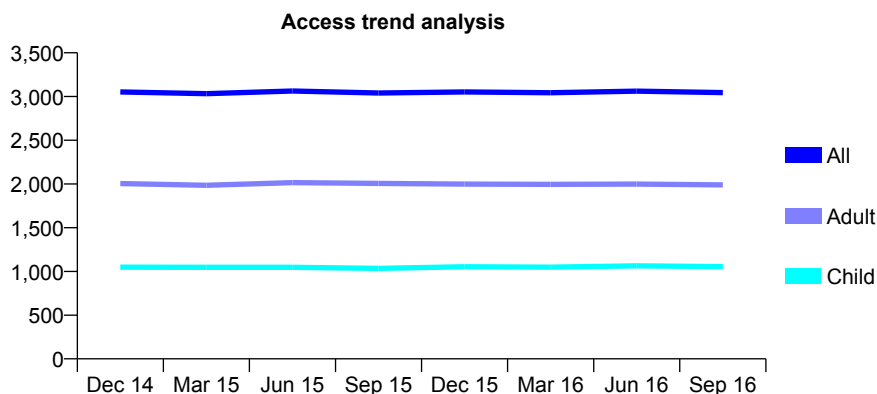
Q62 - Vital Signs At a Glance Contract Report for 576239/0001 - September 2016

Name or company name	MR R RATTAN
Contract type name	GDS Contract
Purpose of contract	General
Contract start date	01/04/2006
Contract end date	

16/17 Contracted general activity (UDA)	9,010
Carry forward general activity (UDA)	0
16/17 Contracted orthodontic activity (UOA)	0
Carry forward orthodontic activity (UOA)	0
Baseline contract value	£235,792.96

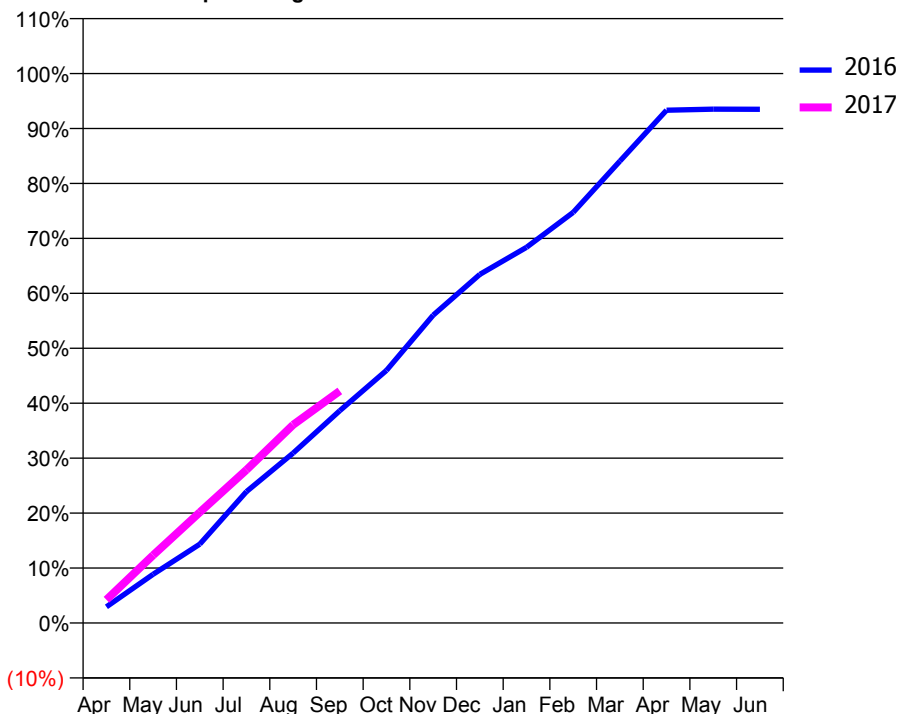
ACCESS*

Patients seen in 24 months	Total	Change since previous quarter
Quarter ending September 2015	3,040	
Quarter ending December 2015	3,052	→
Quarter ending March 2016	3,044	→
Quarter ending June 2016	3,061	→
Quarter ending September 2016	3,045	→
Variance since September 2015	0.2%	→



ACTIVITY

Cumulative percentage of contracted UDA delivered 2016 & 2017



Adjusted Scheduled Activity (UDA)

Month	2016	2017
April	265	381
May	799	1,112
June	1,293	1,816
July	2,154	2,511
August	2,787	3,250
September	3,482	3,806
October	4,141	
November	5,047	
December	5,716	
January	6,161	
February	6,733	
March	7,574	
April	8,407	
May	8,425	
June	8,423	

QUALITY

	Quantity	Base Number	Contract	AT	Region	England
% of FP17s for the same patient ID Re-attending within 3 months - Children	46	751	6.1%	9.9%	11.8%	12.4%
% of FP17s for the same patient ID Re-attending within 3 months - Adults	237	1,329	17.8%	16.0%	17.1%	16.7%
% of FP17s for the same patient ID Re-attending between 3 & 9 months - Children	417	751	55.5%	45.4%	45.8%	57.4%
% of FP17s for the same patient ID Re-attending between 3 & 9 months - Adults	525	1,329	39.5%	37.0%	37.6%	50.5%
% of FP17s for Band 1 Urgent Courses	278	1,697	16.4%	11.0%	10.6%	9.1%
% of FP17s Relating to Free Repair or Replacements	6	1,697	0.4%	0.6%	0.6%	0.8%
% of FP17s Relating to Continuations	19	1,697	1.1%	0.7%	0.9%	1.3%
% of Patients satisfied with the dentistry they have received	1	1	N/A	90.9%	90.2%	93.2%
% of Patients satisfied with the time they had to wait for an appointment	1	1	N/A	83.8%	83.8%	89.0%

* This is based on patients treated on this contract for their most recent course of treatment. Figures in italics indicate the base number of FP17s or Patient Questionnaire responses are less than 100. N/A is shown where the base number of responses is less than 10 during the period. % is calculated as Quantity/Base number*100

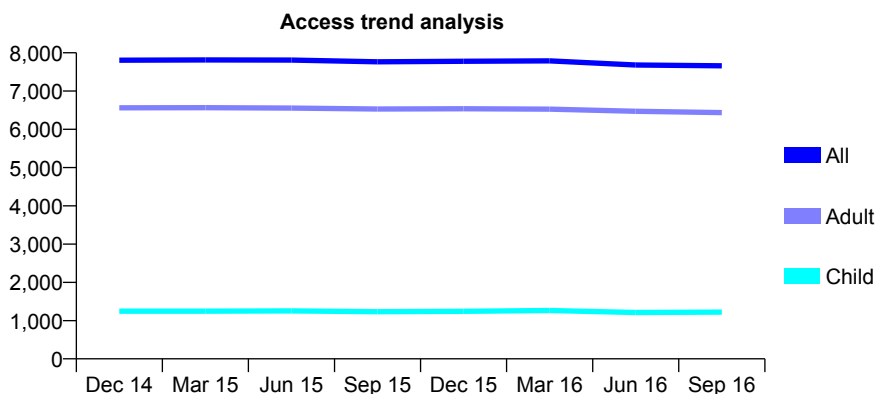
Q62 - Vital Signs At a Glance Contract Report for 577235/0001 - September 2016

Name or company name	MR RL JACK-KEE
Contract type name	GDS Contract
Purpose of contract	General
Contract start date	01/04/2006
Contract end date	

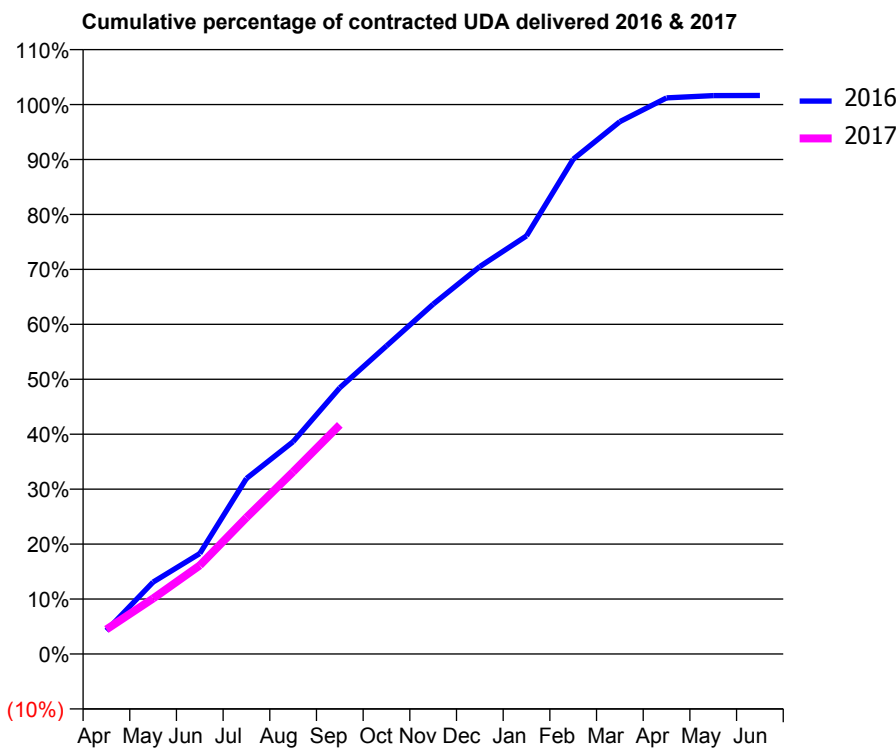
16/17 Contracted general activity (UDA)	29,962
Carry forward general activity (UDA)	-493
16/17 Contracted orthodontic activity (UOA)	0
Carry forward orthodontic activity (UOA)	0
Baseline contract value	£978,585.94

ACCESS*

Patients seen in 24 months	Total	Change since previous quarter
Quarter ending September 2015	7,763	
Quarter ending December 2015	7,779	→
Quarter ending March 2016	7,789	→
Quarter ending June 2016	7,682	↓
Quarter ending September 2016	7,660	→
Variance since September 2015	(1.3%)	↓



ACTIVITY



Month	Adjusted Scheduled Activity (UDA)	
	2016	2017
April	1,277	1,339
May	3,919	3,032
June	5,475	4,835
July	9,571	7,444
August	11,578	9,934
September	14,519	12,492
October	16,802	
November	19,078	
December	21,127	
January	22,796	
February	26,978	
March	29,026	
April	30,320	
May	30,444	
June	30,455	

QUALITY

	Quantity	Base Number	Contract	AT	Region	England
% of FP17s for the same patient ID Re-attending within 3 months - Children	46	689	6.7%	9.9%	11.8%	12.4%
% of FP17s for the same patient ID Re-attending within 3 months - Adults	495	3,413	14.5%	16.0%	17.1%	16.7%
% of FP17s for the same patient ID Re-attending between 3 & 9 months - Children	313	689	45.4%	45.4%	45.8%	57.4%
% of FP17s for the same patient ID Re-attending between 3 & 9 months - Adults	1,283	3,413	37.6%	37.0%	37.6%	50.5%
% of FP17s for Band 1 Urgent Courses	432	3,678	11.7%	11.0%	10.6%	9.1%
% of FP17s Relating to Free Repair or Replacements	30	3,678	0.8%	0.6%	0.6%	0.8%
% of FP17s Relating to Continuations	18	3,678	0.5%	0.7%	0.9%	1.3%
% of Patients satisfied with the dentistry they have received	6	6	N/A	90.9%	90.2%	93.2%
% of Patients satisfied with the time they had to wait for an appointment	6	6	N/A	83.8%	83.8%	89.0%

* This is based on patients treated on this contract for their most recent course of treatment. Figures in italics indicate the base number of FP17s or Patient Questionnaire responses are less than 100. N/A is shown where the base number of responses is less than 10 during the period. % is calculated as Quantity/Base number*100

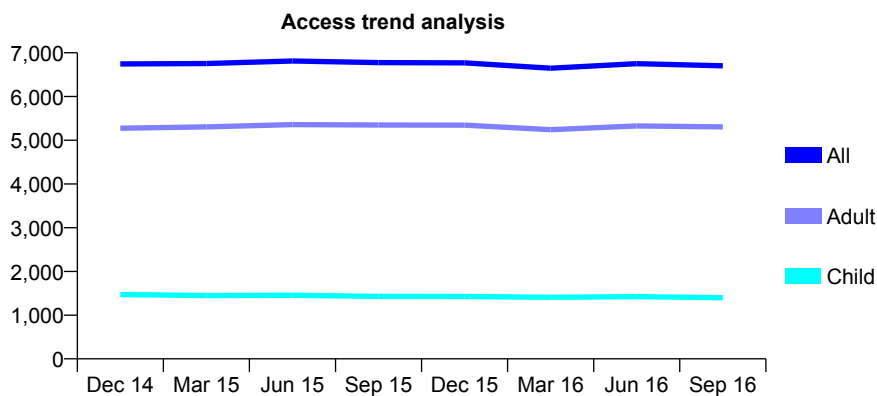
Q62 - Vital Signs At a Glance Contract Report for 578193/0001 - September 2016

Name or company name	MR MN BAIG
Contract type name	GDS Contract
Purpose of contract	General
Contract start date	01/04/2006
Contract end date	

16/17 Contracted general activity (UDA)	17,586
Carry forward general activity (UDA)	482
16/17 Contracted orthodontic activity (UOA)	0
Carry forward orthodontic activity (UOA)	0
Baseline contract value	£462,579.84

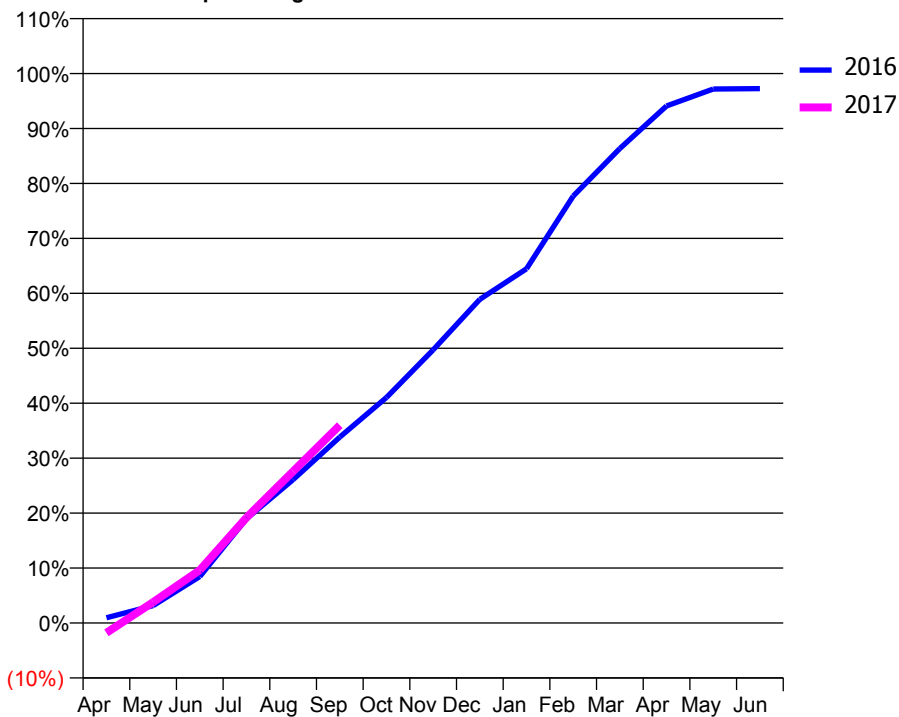
ACCESS*

Patients seen in 24 months	Total	Change since previous quarter
Quarter ending September 2015	6,777	
Quarter ending December 2015	6,771	→
Quarter ending March 2016	6,649	↓
Quarter ending June 2016	6,750	→
Quarter ending September 2016	6,702	→
Variance since September 2015	(1.1%)	↓



ACTIVITY

Cumulative percentage of contracted UDA delivered 2016 & 2017



Month	Adjusted Scheduled Activity (UDA)	
	2016	2017
April	168	-318
May	558	667
June	1,486	1,690
July	3,333	3,375
August	4,588	4,853
September	5,949	6,331
October	7,217	
November	8,744	
December	10,358	
January	11,336	
February	13,662	
March	15,188	
April	16,548	
May	17,091	
June	17,104	

QUALITY

	Quantity	Base Number	Contract	AT	Region	England
% of FP17s for the same patient ID Re-attending within 3 months - Children	89	910	9.8%	9.9%	11.8%	12.4%
% of FP17s for the same patient ID Re-attending within 3 months - Adults	445	2,810	15.8%	16.0%	17.1%	16.7%
% of FP17s for the same patient ID Re-attending between 3 & 9 months - Children	364	910	40.0%	45.4%	45.8%	57.4%
% of FP17s for the same patient ID Re-attending between 3 & 9 months - Adults	905	2,810	32.2%	37.0%	37.6%	50.5%
% of FP17s for Band 1 Urgent Courses	315	3,010	10.5%	11.0%	10.6%	9.1%
% of FP17s Relating to Free Repair or Replacements	24	3,010	0.8%	0.6%	0.6%	0.8%
% of FP17s Relating to Continuations	14	3,010	0.5%	0.7%	0.9%	1.3%
% of Patients satisfied with the dentistry they have received	4	5	N/A	90.9%	90.2%	93.2%
% of Patients satisfied with the time they had to wait for an appointment	4	5	N/A	83.8%	83.8%	89.0%

* This is based on patients treated on this contract for their most recent course of treatment. Figures in italics indicate the base number of FP17s or Patient Questionnaire responses are less than 100. N/A is shown where the base number of responses is less than 10 during the period. % is calculated as Quantity/Base number*100

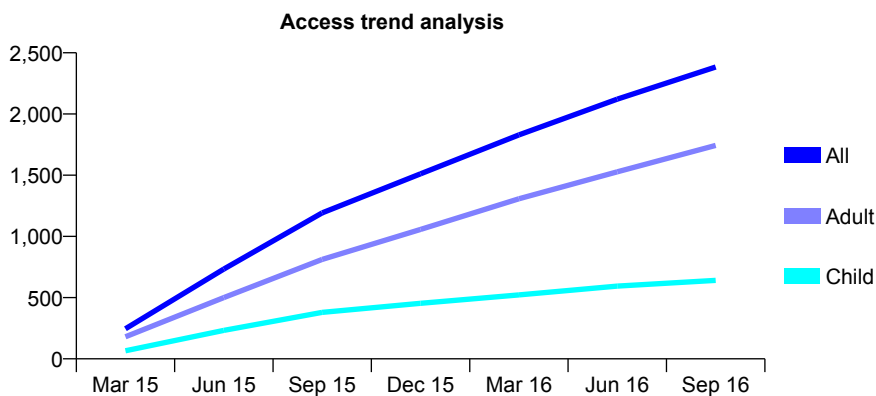
Q62 - Vital Signs At a Glance Contract Report for 602353/0001 - September 2016

Name or company name	MR RK MARWAHA
Contract type name	GDS Contract
Purpose of contract	General
Contract start date	02/02/2015
Contract end date	

16/17 Contracted general activity (UDA)	7,200
Carry forward general activity (UDA)	0
16/17 Contracted orthodontic activity (UOA)	0
Carry forward orthodontic activity (UOA)	0
Baseline contract value	£208,558.88

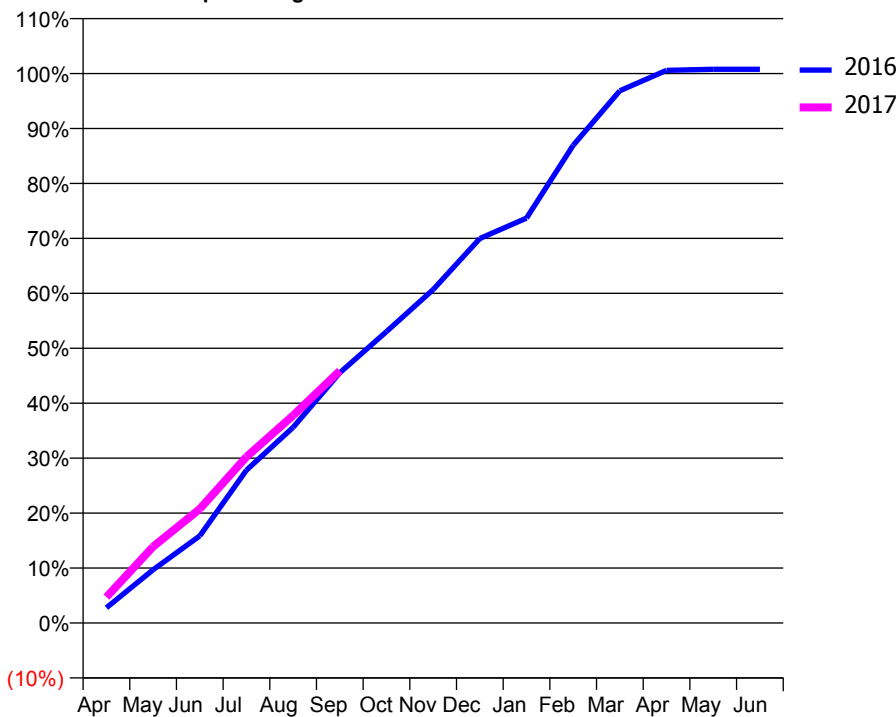
ACCESS*

Patients seen in 24 months	Total	Change since previous quarter
Quarter ending September 2015	1,192	
Quarter ending December 2015	1,511	↑
Quarter ending March 2016	1,830	↑
Quarter ending June 2016	2,122	↑
Quarter ending September 2016	2,384	↑
Variance since September 2015	100.0%	↑



ACTIVITY

Cumulative percentage of contracted UDA delivered 2016 & 2017



Month	Adjusted Scheduled Activity (UDA)	
	2016	2017
April	200	340
May	698	1,000
June	1,142	1,495
July	2,002	2,178
August	2,564	2,720
September	3,278	3,304
October	3,818	
November	4,370	
December	5,039	
January	5,305	
February	6,260	
March	6,973	
April	7,241	
May	7,255	
June	7,255	

QUALITY

	Quantity	Base Number	Contract	AT	Region	England
% of FP17s for the same patient ID Re-attending within 3 months - Children	19	459	4.1%	9.9%	11.8%	12.4%
% of FP17s for the same patient ID Re-attending within 3 months - Adults	66	975	6.8%	16.0%	17.1%	16.7%
% of FP17s for the same patient ID Re-attending between 3 & 9 months - Children	202	459	44.0%	45.4%	45.8%	57.4%
% of FP17s for the same patient ID Re-attending between 3 & 9 months - Adults	317	975	32.5%	37.0%	37.6%	50.5%
% of FP17s for Band 1 Urgent Courses	96	1,318	7.3%	11.0%	10.6%	9.1%
% of FP17s Relating to Free Repair or Replacements	2	1,318	0.2%	0.6%	0.6%	0.8%
% of FP17s Relating to Continuations	2	1,318	0.2%	0.7%	0.9%	1.3%
% of Patients satisfied with the dentistry they have received	1	1	N/A	90.9%	90.2%	93.2%
% of Patients satisfied with the time they had to wait for an appointment	1	1	N/A	83.8%	83.8%	89.0%

* This is based on patients treated on this contract for their most recent course of treatment. Figures in italics indicate the base number of FP17s or Patient Questionnaire responses are less than 100. N/A is shown where the base number of responses is less than 10 during the period. % is calculated as Quantity/Base number*100

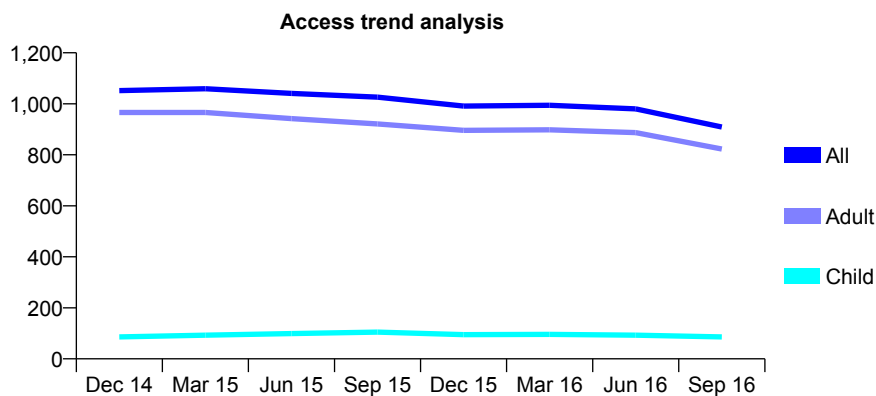
Q62 - Vital Signs At a Glance Contract Report for 613142/0001 - September 2016

Name or company name	MRS S BAHL
Contract type name	GDS Contract
Purpose of contract	General
Contract start date	01/10/2012
Contract end date	

16/17 Contracted general activity (UDA)	3,925
Carry forward general activity (UDA)	107
16/17 Contracted orthodontic activity (UOA)	0
Carry forward orthodontic activity (UOA)	0
Baseline contract value	£106,758.83

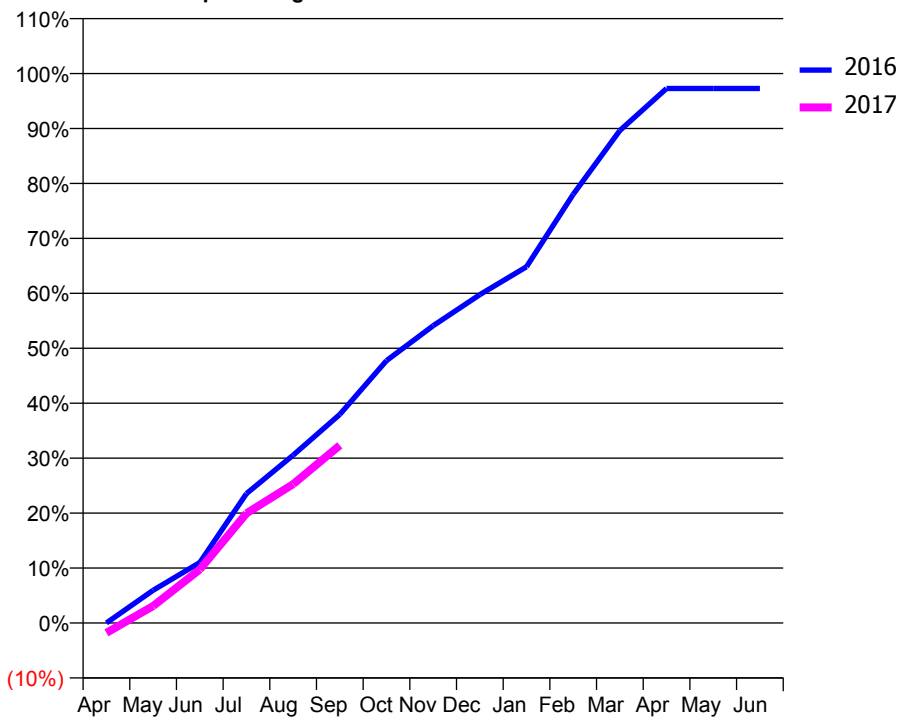
ACCESS*

Patients seen in 24 months	Total	Change since previous quarter
Quarter ending September 2015	1,026	
Quarter ending December 2015	991	↓
Quarter ending March 2016	994	→
Quarter ending June 2016	980	↓
Quarter ending September 2016	909	↓
Variance since September 2015	(11.4%)	↓



ACTIVITY

Cumulative percentage of contracted UDA delivered 2016 & 2017



Adjusted Scheduled Activity (UDA)

Month	2016	2017
April	0	-71
May	234	122
June	432	382
July	925	784
August	1,199	992
September	1,490	1,269
October	1,874	
November	2,124	
December	2,346	
January	2,544	
February	3,062	
March	3,518	
April	3,818	
May	3,818	
June	3,818	

QUALITY

	Quantity	Base Number	Contract	AT	Region	England
% of FP17s for the same patient ID Re-attending within 3 months - Children	4	49	8.2%	9.9%	11.8%	12.4%
% of FP17s for the same patient ID Re-attending within 3 months - Adults	71	420	16.9%	16.0%	17.1%	16.7%
% of FP17s for the same patient ID Re-attending between 3 & 9 months - Children	22	49	44.9%	45.4%	45.8%	57.4%
% of FP17s for the same patient ID Re-attending between 3 & 9 months - Adults	168	420	40.0%	37.0%	37.6%	50.5%
% of FP17s for Band 1 Urgent Courses	22	406	5.4%	11.0%	10.6%	9.1%
% of FP17s Relating to Free Repair or Replacements	8	406	2.0%	0.6%	0.6%	0.8%
% of FP17s Relating to Continuations	9	406	2.2%	0.7%	0.9%	1.3%
% of Patients satisfied with the dentistry they have received	1	1	N/A	90.9%	90.2%	93.2%
% of Patients satisfied with the time they had to wait for an appointment	1	1	N/A	83.8%	83.8%	89.0%

* This is based on patients treated on this contract for their most recent course of treatment. Figures in italics indicate the base number of FP17s or Patient Questionnaire responses are less than 100. N/A is shown where the base number of responses is less than 10 during the period. % is calculated as Quantity/Base number*100

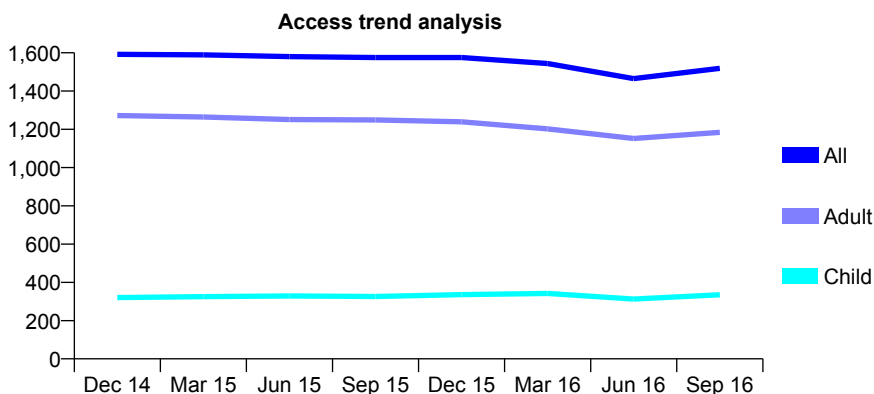
Q62 - Vital Signs At a Glance Contract Report for 619949/0001 - September 2016

Name or company name	MR MJ PATEL
Contract type name	GDS Contract
Purpose of contract	General
Contract start date	01/04/2006
Contract end date	

16/17 Contracted general activity (UDA)	6,100
Carry forward general activity (UDA)	0
16/17 Contracted orthodontic activity (UOA)	0
Carry forward orthodontic activity (UOA)	0
Baseline contract value	£168,489.40

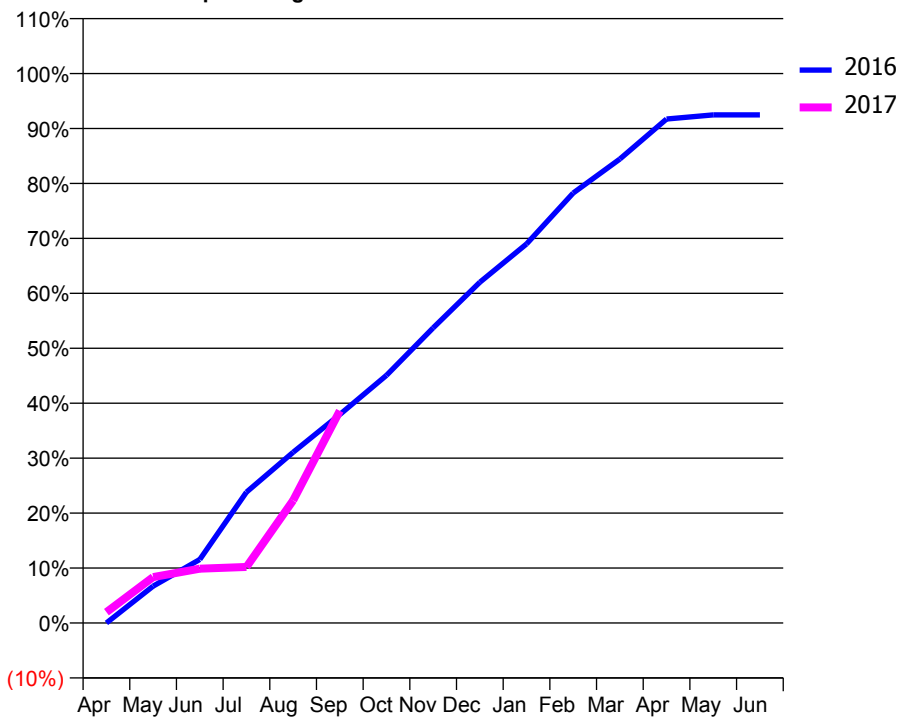
ACCESS*

Patients seen in 24 months	Total	Change since previous quarter
Quarter ending September 2015	1,575	
Quarter ending December 2015	1,575	→
Quarter ending March 2016	1,544	↓
Quarter ending June 2016	1,465	↓
Quarter ending September 2016	1,519	↑
Variance since September 2015	(3.6%)	↓



ACTIVITY

Cumulative percentage of contracted UDA delivered 2016 & 2017



Month	Adjusted Scheduled Activity (UDA)	
	2016	2017
April	0	121
May	410	510
June	705	603
July	1,453	623
August	1,896	1,360
September	2,314	2,356
October	2,749	
November	3,277	
December	3,782	
January	4,208	
February	4,773	
March	5,150	
April	5,595	
May	5,641	
June	5,641	

QUALITY

	Quantity	Base Number	Contract	AT	Region	England
% of FP17s for the same patient ID Re-attending within 3 months - Children	16	200	8.0%	9.9%	11.8%	12.4%
% of FP17s for the same patient ID Re-attending within 3 months - Adults	115	615	18.7%	16.0%	17.1%	16.7%
% of FP17s for the same patient ID Re-attending between 3 & 9 months - Children	58	200	29.0%	45.4%	45.8%	57.4%
% of FP17s for the same patient ID Re-attending between 3 & 9 months - Adults	165	615	26.8%	37.0%	37.6%	50.5%
% of FP17s for Band 1 Urgent Courses	114	690	16.5%	11.0%	10.6%	9.1%
% of FP17s Relating to Free Repair or Replacements	4	690	0.6%	0.6%	0.6%	0.8%
% of FP17s Relating to Continuations	8	690	1.2%	0.7%	0.9%	1.3%
% of Patients satisfied with the dentistry they have received	1	2	N/A	90.9%	90.2%	93.2%
% of Patients satisfied with the time they had to wait for an appointment	2	2	N/A	83.8%	83.8%	89.0%

* This is based on patients treated on this contract for their most recent course of treatment. Figures in italics indicate the base number of FP17s or Patient Questionnaire responses are less than 100. N/A is shown where the base number of responses is less than 10 during the period. % is calculated as Quantity/Base number*100

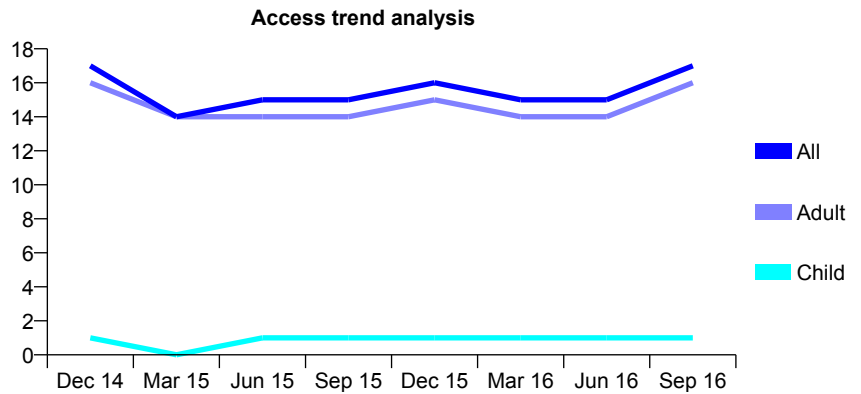
Q62 - Vital Signs At a Glance Contract Report for 623660/0001 - September 2016

Name or company name	MR RA SILVESTER
Contract type name	GDS Contract
Purpose of contract	General
Contract start date	01/04/2006
Contract end date	

16/17 Contracted general activity (UDA)	355
Carry forward general activity (UDA)	0
16/17 Contracted orthodontic activity (UOA)	0
Carry forward orthodontic activity (UOA)	0
Baseline contract value	£10,559.31

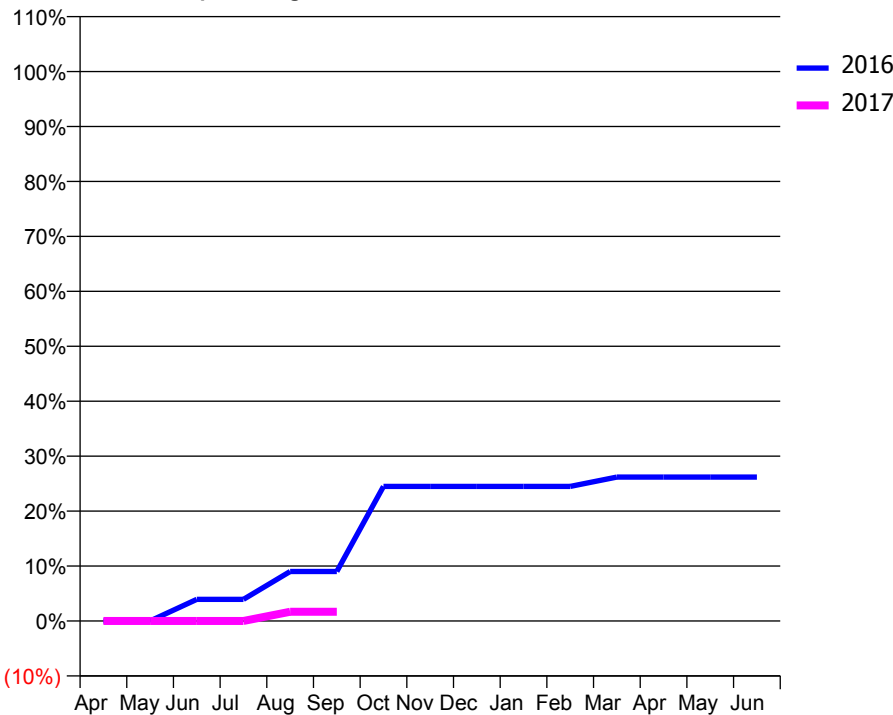
ACCESS*

Patients seen in 24 months	Total	Change since previous quarter
Quarter ending September 2015	15	
Quarter ending December 2015	16	↑
Quarter ending March 2016	15	↓
Quarter ending June 2016	15	→
Quarter ending September 2016	17	↑
Variance since September 2015	13.3%	↑



ACTIVITY

Cumulative percentage of contracted UDA delivered 2016 & 2017



Month	Adjusted Scheduled Activity (UDA)	
	2016	2017
April	0	0
May	0	0
June	14	0
July	14	0
August	32	6
September	32	6
October	87	
November	87	
December	87	
January	87	
February	87	
March	93	
April	93	
May	93	
June	93	

QUALITY

	Quantity	Base Number	Contract	AT	Region	England
% of FP17s for the same patient ID Re-attending within 3 months - Children	0	0	N/A	9.9%	11.8%	12.4%
% of FP17s for the same patient ID Re-attending within 3 months - Adults	0	7	0.0%	16.0%	17.1%	16.7%
% of FP17s for the same patient ID Re-attending between 3 & 9 months - Children	0	0	N/A	45.4%	45.8%	57.4%
% of FP17s for the same patient ID Re-attending between 3 & 9 months - Adults	4	7	57.1%	37.0%	37.6%	50.5%
% of FP17s for Band 1 Urgent Courses	0	7	0.0%	11.0%	10.6%	9.1%
% of FP17s Relating to Free Repair or Replacements	0	7	0.0%	0.6%	0.6%	0.8%
% of FP17s Relating to Continuations	0	7	0.0%	0.7%	0.9%	1.3%
% of Patients satisfied with the dentistry they have received	0	0	N/A	90.9%	90.2%	93.2%
% of Patients satisfied with the time they had to wait for an appointment	0	0	N/A	83.8%	83.8%	89.0%

* This is based on patients treated on this contract for their most recent course of treatment. Figures in italics indicate the base number of FP17s or Patient Questionnaire responses are less than 100. N/A is shown where the base number of responses is less than 10 during the period. % is calculated as Quantity/Base number*100

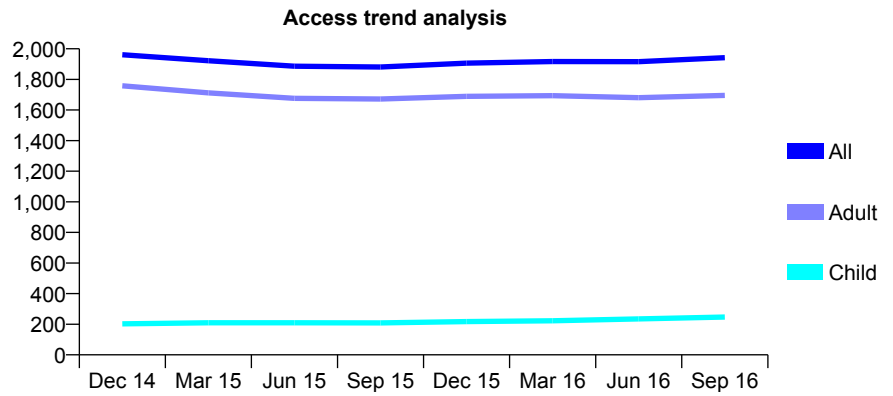
Q62 - Vital Signs At a Glance Contract Report for 629197/0001 - September 2016

Name or company name	MR NP MEYER
Contract type name	GDS Contract
Purpose of contract	General
Contract start date	01/04/2006
Contract end date	

16/17 Contracted general activity (UDA)	7,192
Carry forward general activity (UDA)	0
16/17 Contracted orthodontic activity (UOA)	0
Carry forward orthodontic activity (UOA)	0
Baseline contract value	£200,547.12

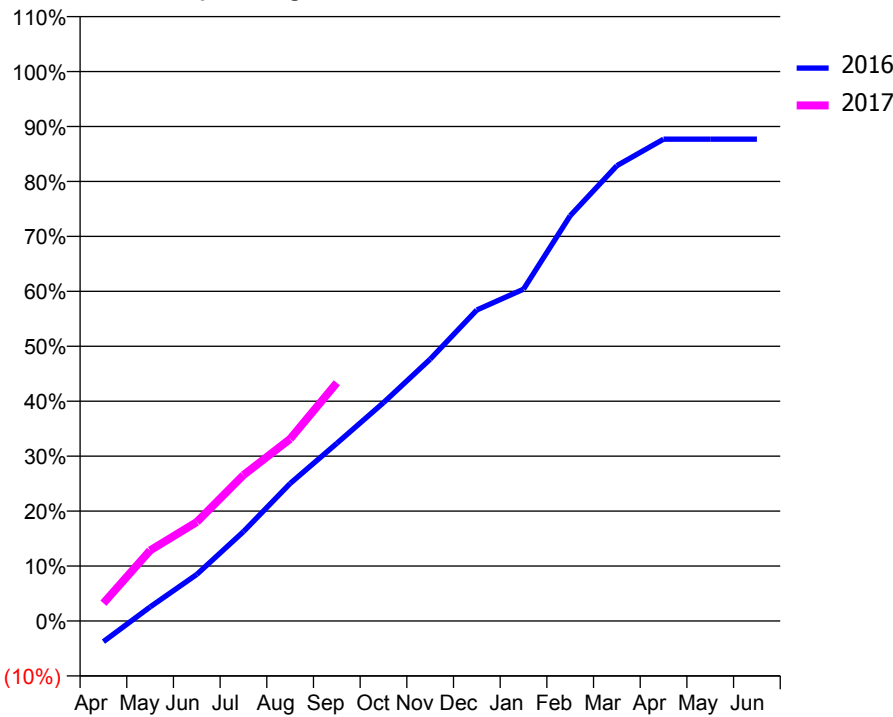
ACCESS*

Patients seen in 24 months	Total	Change since previous quarter
Quarter ending September 2015	1,881	
Quarter ending December 2015	1,906	→
Quarter ending March 2016	1,917	→
Quarter ending June 2016	1,916	→
Quarter ending September 2016	1,942	→
Variance since September 2015	3.2%	↑



ACTIVITY

Cumulative percentage of contracted UDA delivered 2016 & 2017



Month	Adjusted Scheduled Activity (UDA)	
	2016	2017
April	-271	232
May	183	924
June	610	1,296
July	1,170	1,910
August	1,800	2,382
September	2,326	3,118
October	2,857	
November	3,427	
December	4,072	
January	4,343	
February	5,305	
March	5,959	
April	6,307	
May	6,307	
June	6,307	

QUALITY

	Quantity	Base Number	Contract	AT	Region	England
% of FP17s for the same patient ID Re-attending within 3 months - Children	18	197	9.1%	9.9%	11.8%	12.4%
% of FP17s for the same patient ID Re-attending within 3 months - Adults	154	1,092	14.1%	16.0%	17.1%	16.7%
% of FP17s for the same patient ID Re-attending between 3 & 9 months - Children	104	197	52.8%	45.4%	45.8%	57.4%
% of FP17s for the same patient ID Re-attending between 3 & 9 months - Adults	550	1,092	50.4%	37.0%	37.6%	50.5%
% of FP17s for Band 1 Urgent Courses	121	1,173	10.3%	11.0%	10.6%	9.1%
% of FP17s Relating to Free Repair or Replacements	13	1,173	1.1%	0.6%	0.6%	0.8%
% of FP17s Relating to Continuations	11	1,173	0.9%	0.7%	0.9%	1.3%
% of Patients satisfied with the dentistry they have received	6	6	N/A	90.9%	90.2%	93.2%
% of Patients satisfied with the time they had to wait for an appointment	6	6	N/A	83.8%	83.8%	89.0%

* This is based on patients treated on this contract for their most recent course of treatment. Figures in italics indicate the base number of FP17s or Patient Questionnaire responses are less than 100. N/A is shown where the base number of responses is less than 10 during the period. % is calculated as Quantity/Base number*100

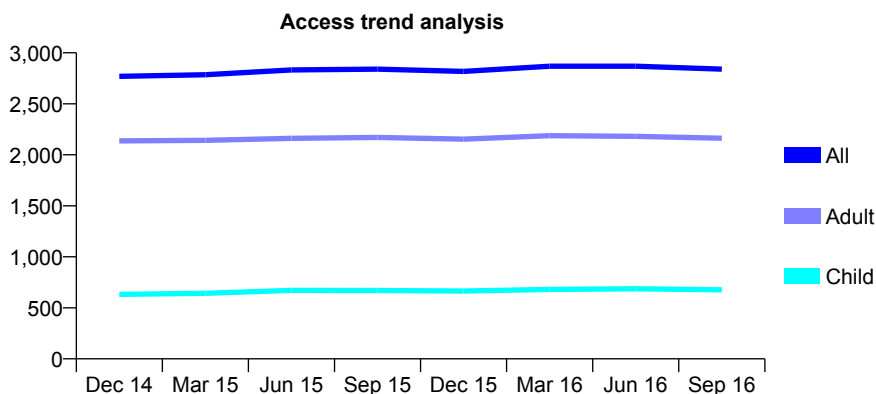
Q62 - Vital Signs At a Glance Contract Report for 631329/0001 - September 2016

Name or company name	MR RE LIM
Contract type name	GDS Contract
Purpose of contract	General
Contract start date	01/04/2006
Contract end date	

16/17 Contracted general activity (UDA)	8,686
Carry forward general activity (UDA)	0
16/17 Contracted orthodontic activity (UOA)	0
Carry forward orthodontic activity (UOA)	0
Baseline contract value	£236,163.44

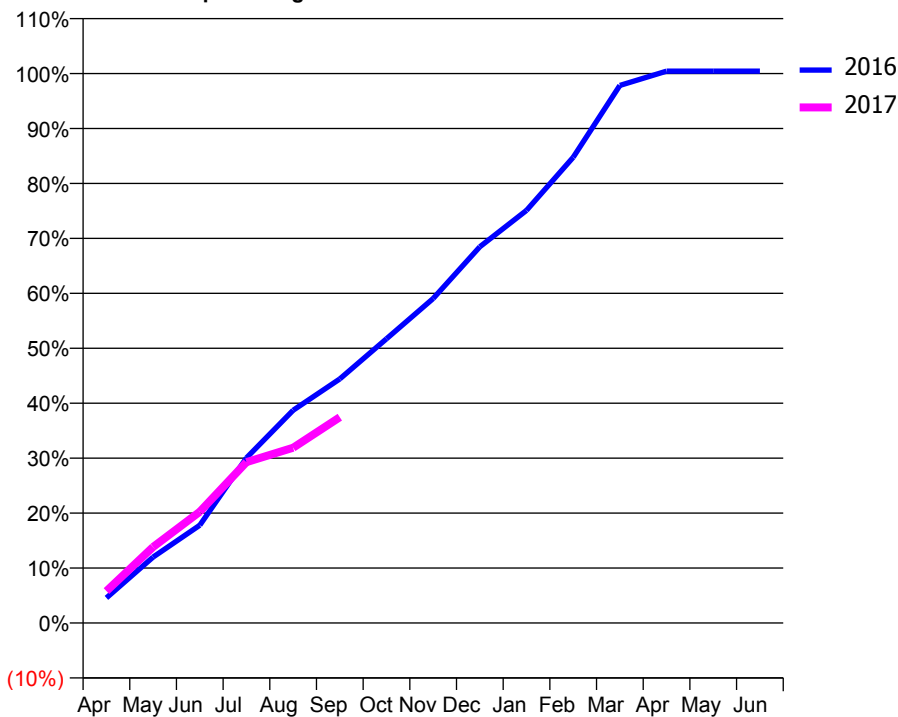
ACCESS*

Patients seen in 24 months	Total	Change since previous quarter
Quarter ending September 2015	2,840	
Quarter ending December 2015	2,818	→
Quarter ending March 2016	2,868	→
Quarter ending June 2016	2,868	→
Quarter ending September 2016	2,840	→
Variance since September 2015	0.0%	→



ACTIVITY

Cumulative percentage of contracted UDA delivered 2016 & 2017



Month	Adjusted Scheduled Activity (UDA)	
	2016	2017
April	396	505
May	1,043	1,202
June	1,546	1,760
July	2,611	2,544
August	3,363	2,770
September	3,858	3,253
October	4,494	
November	5,130	
December	5,947	
January	6,523	
February	7,362	
March	8,498	
April	8,723	
May	8,723	
June	8,723	

QUALITY

	Quantity	Base Number	Contract	AT	Region	England
% of FP17s for the same patient ID Re-attending within 3 months - Children	21	445	4.7%	9.9%	11.8%	12.4%
% of FP17s for the same patient ID Re-attending within 3 months - Adults	208	1,327	15.7%	16.0%	17.1%	16.7%
% of FP17s for the same patient ID Re-attending between 3 & 9 months - Children	268	445	60.2%	45.4%	45.8%	57.4%
% of FP17s for the same patient ID Re-attending between 3 & 9 months - Adults	734	1,327	55.3%	37.0%	37.6%	50.5%
% of FP17s for Band 1 Urgent Courses	157	1,678	9.4%	11.0%	10.6%	9.1%
% of FP17s Relating to Free Repair or Replacements	8	1,678	0.5%	0.6%	0.6%	0.8%
% of FP17s Relating to Continuations	23	1,678	1.4%	0.7%	0.9%	1.3%
% of Patients satisfied with the dentistry they have received	5	5	N/A	90.9%	90.2%	93.2%
% of Patients satisfied with the time they had to wait for an appointment	3	5	N/A	83.8%	83.8%	89.0%

* This is based on patients treated on this contract for their most recent course of treatment. Figures in italics indicate the base number of FP17s or Patient Questionnaire responses are less than 100. N/A is shown where the base number of responses is less than 10 during the period. % is calculated as Quantity/Base number*100

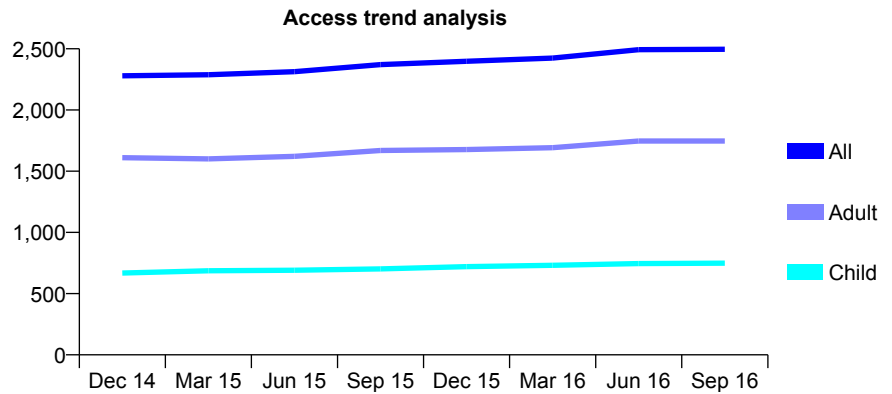
Q62 - Vital Signs At a Glance Contract Report for 635693/0001 - September 2016

Name or company name	MR JL SONEJI
Contract type name	GDS Contract
Purpose of contract	General
Contract start date	01/04/2006
Contract end date	

16/17 Contracted general activity (UDA)	6,493
Carry forward general activity (UDA)	-28
16/17 Contracted orthodontic activity (UOA)	0
Carry forward orthodontic activity (UOA)	0
Baseline contract value	£189,876.92

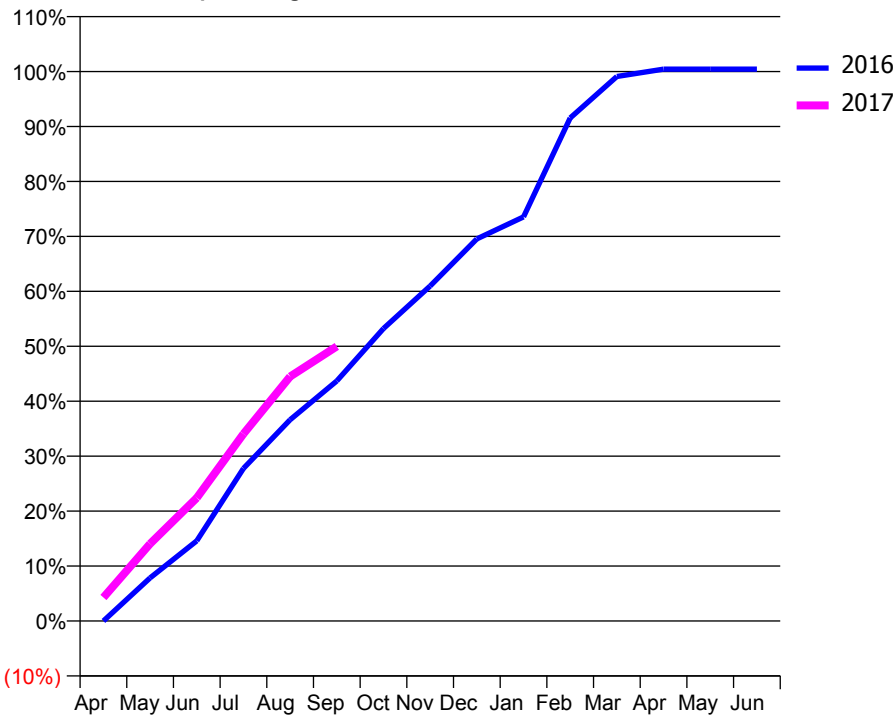
ACCESS*

Patients seen in 24 months	Total	Change since previous quarter
Quarter ending September 2015	2,371	
Quarter ending December 2015	2,398	→
Quarter ending March 2016	2,424	→
Quarter ending June 2016	2,493	↑
Quarter ending September 2016	2,496	→
Variance since September 2015	5.3%	↑



ACTIVITY

Cumulative percentage of contracted UDA delivered 2016 & 2017



Month	Adjusted Scheduled Activity (UDA)	
	2016	2017
April	1	278
May	509	913
June	947	1,455
July	1,803	2,212
August	2,378	2,890
September	2,837	3,245
October	3,456	
November	3,959	
December	4,516	
January	4,774	
February	5,944	
March	6,433	
April	6,521	
May	6,521	
June	6,521	

QUALITY

	Quantity	Base Number	Contract	AT	Region	England
% of FP17s for the same patient ID Re-attending within 3 months - Children	29	454	6.4%	9.9%	11.8%	12.4%
% of FP17s for the same patient ID Re-attending within 3 months - Adults	135	850	15.9%	16.0%	17.1%	16.7%
% of FP17s for the same patient ID Re-attending between 3 & 9 months - Children	175	454	38.5%	45.4%	45.8%	57.4%
% of FP17s for the same patient ID Re-attending between 3 & 9 months - Adults	259	850	30.5%	37.0%	37.6%	50.5%
% of FP17s for Band 1 Urgent Courses	97	1,244	7.8%	11.0%	10.6%	9.1%
% of FP17s Relating to Free Repair or Replacements	4	1,244	0.3%	0.6%	0.6%	0.8%
% of FP17s Relating to Continuations	44	1,244	3.5%	0.7%	0.9%	1.3%
% of Patients satisfied with the dentistry they have received	1	1	N/A	90.9%	90.2%	93.2%
% of Patients satisfied with the time they had to wait for an appointment	1	1	N/A	83.8%	83.8%	89.0%

* This is based on patients treated on this contract for their most recent course of treatment. Figures in italics indicate the base number of FP17s or Patient Questionnaire responses are less than 100. N/A is shown where the base number of responses is less than 10 during the period. % is calculated as Quantity/Base number*100

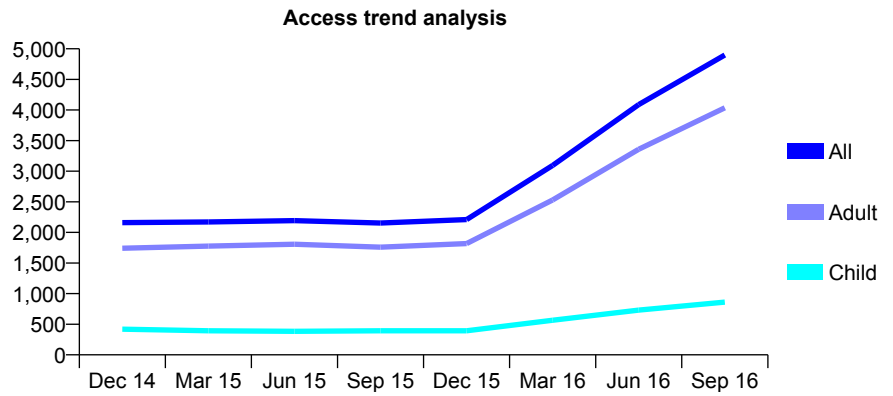
Q62 - Vital Signs At a Glance Contract Report for 636320/0001 - September 2016

Name or company name	MRS GK KHAMBAY
Contract type name	PDS Contract
Purpose of contract	General
Contract start date	01/04/2006
Contract end date	31/03/2017

16/17 Contracted general activity (UDA)	15,161
Carry forward general activity (UDA)	274
16/17 Contracted orthodontic activity (UOA)	0
Carry forward orthodontic activity (UOA)	0
Baseline contract value	£788,524.96

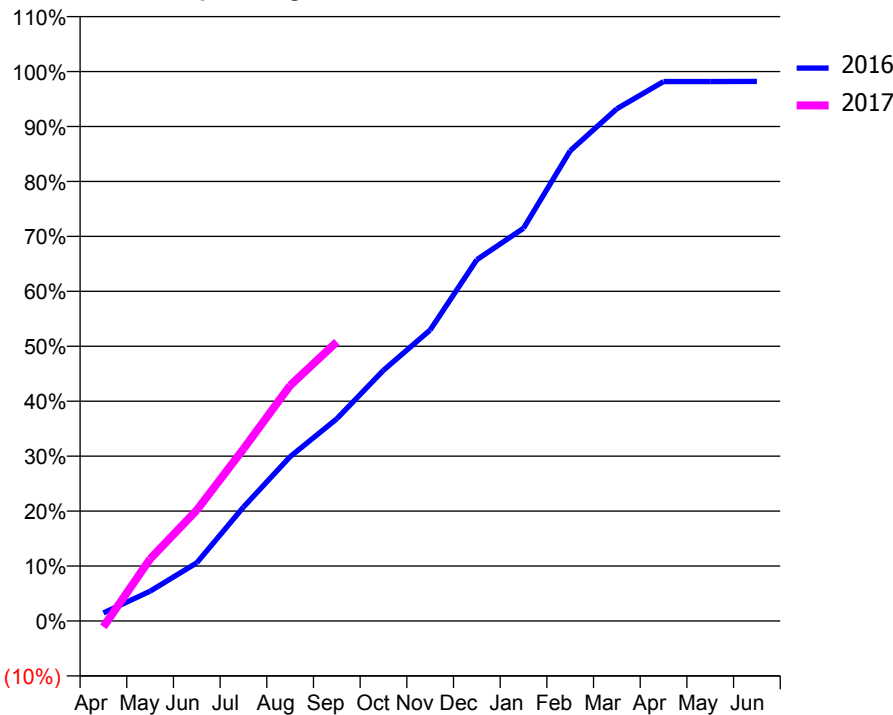
ACCESS*

Patients seen in 24 months	Total	Change since previous quarter
Quarter ending September 2015	2,154	
Quarter ending December 2015	2,211	↑
Quarter ending March 2016	3,095	↑
Quarter ending June 2016	4,089	↑
Quarter ending September 2016	4,899	↑
Variance since September 2015	127.4%	↑



ACTIVITY

Cumulative percentage of contracted UDA delivered 2016 & 2017



Month	Adjusted Scheduled Activity (UDA)	
	2016	2017
April	223	-163
May	821	1,713
June	1,605	3,058
July	3,143	4,746
August	4,533	6,501
September	5,580	7,702
October	6,920	
November	8,028	
December	9,970	
January	10,838	
February	12,975	
March	14,135	
April	14,883	
May	14,885	
June	14,887	

QUALITY

	Quantity	Base Number	Contract	AT	Region	England
% of FP17s for the same patient ID Re-attending within 3 months - Children	18	618	2.9%	9.9%	11.8%	12.4%
% of FP17s for the same patient ID Re-attending within 3 months - Adults	165	2,586	6.4%	16.0%	17.1%	16.7%
% of FP17s for the same patient ID Re-attending between 3 & 9 months - Children	5	618	0.8%	45.4%	45.8%	57.4%
% of FP17s for the same patient ID Re-attending between 3 & 9 months - Adults	23	2,586	0.9%	37.0%	37.6%	50.5%
% of FP17s for Band 1 Urgent Courses	27	2,918	0.9%	11.0%	10.6%	9.1%
% of FP17s Relating to Free Repair or Replacements	0	2,918	0.0%	0.6%	0.6%	0.8%
% of FP17s Relating to Continuations	24	2,918	0.8%	0.7%	0.9%	1.3%
% of Patients satisfied with the dentistry they have received	4	5	N/A	90.9%	90.2%	93.2%
% of Patients satisfied with the time they had to wait for an appointment	3	5	N/A	83.8%	83.8%	89.0%

* This is based on patients treated on this contract for their most recent course of treatment. Figures in italics indicate the base number of FP17s or Patient Questionnaire responses are less than 100. N/A is shown where the base number of responses is less than 10 during the period. % is calculated as Quantity/Base number*100

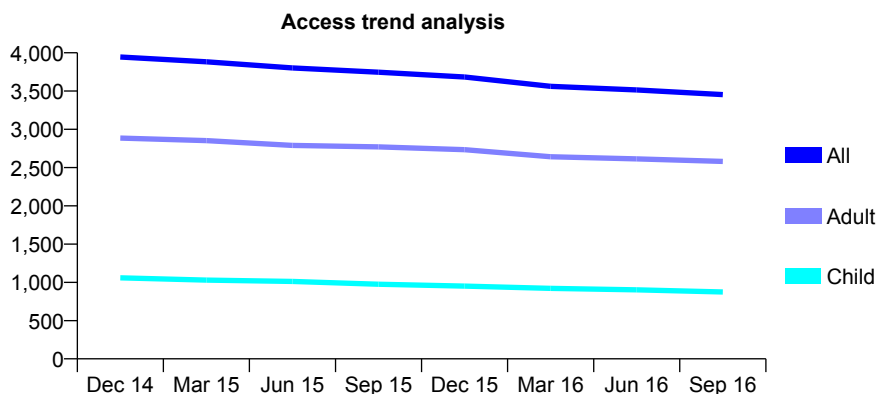
Q62 - Vital Signs At a Glance Contract Report for 638889/0001 - September 2016

Name or company name	MR BV TAANK
Contract type name	GDS Contract
Purpose of contract	General
Contract start date	01/04/2006
Contract end date	

16/17 Contracted general activity (UDA)	8,508
Carry forward general activity (UDA)	-168
16/17 Contracted orthodontic activity (UOA)	0
Carry forward orthodontic activity (UOA)	0
Baseline contract value	£188,689.87

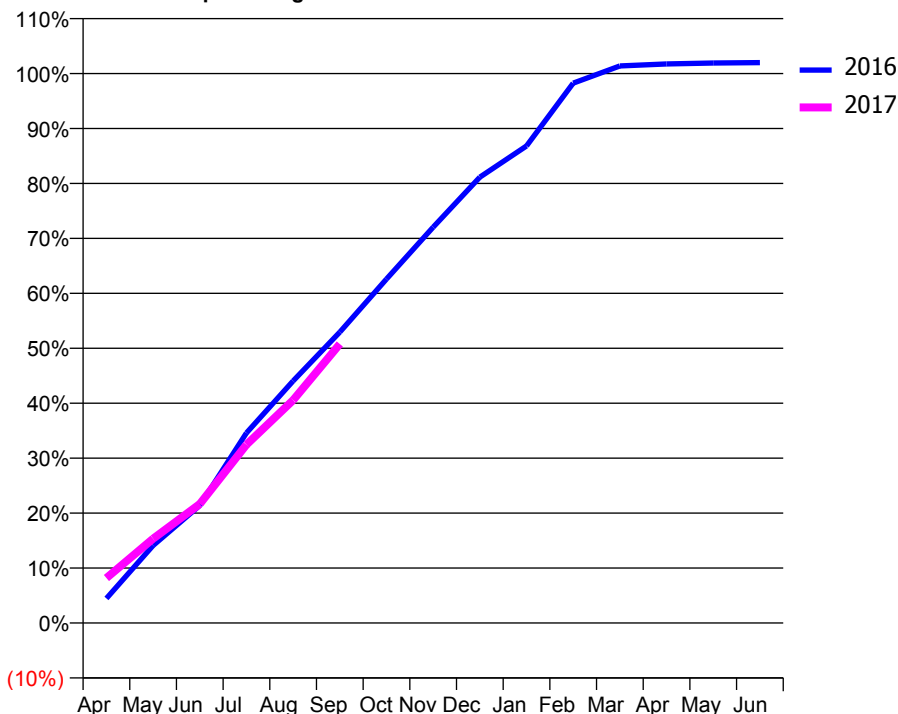
ACCESS*

Patients seen in 24 months	Total	Change since previous quarter
Quarter ending September 2015	3,747	
Quarter ending December 2015	3,684	↓
Quarter ending March 2016	3,562	↓
Quarter ending June 2016	3,515	↓
Quarter ending September 2016	3,454	↓
Variance since September 2015	(7.8%)	↓



ACTIVITY

Cumulative percentage of contracted UDA delivered 2016 & 2017



Adjusted Scheduled Activity (UDA)

Month	2016	2017
April	381	696
May	1,201	1,307
June	1,820	1,842
July	2,943	2,762
August	3,749	3,450
September	4,504	4,319
October	5,325	
November	6,130	
December	6,904	
January	7,386	
February	8,359	
March	8,625	
April	8,655	
May	8,671	
June	8,676	

QUALITY

	Quantity	Base Number	Contract	AT	Region	England
% of FP17s for the same patient ID Re-attending within 3 months - Children	39	741	5.3%	9.9%	11.8%	12.4%
% of FP17s for the same patient ID Re-attending within 3 months - Adults	138	1,713	8.1%	16.0%	17.1%	16.7%
% of FP17s for the same patient ID Re-attending between 3 & 9 months - Children	523	741	70.6%	45.4%	45.8%	57.4%
% of FP17s for the same patient ID Re-attending between 3 & 9 months - Adults	926	1,713	54.1%	37.0%	37.6%	50.5%
% of FP17s for Band 1 Urgent Courses	47	2,434	1.9%	11.0%	10.6%	9.1%
% of FP17s Relating to Free Repair or Replacements	12	2,434	0.5%	0.6%	0.6%	0.8%
% of FP17s Relating to Continuations	14	2,434	0.6%	0.7%	0.9%	1.3%
% of Patients satisfied with the dentistry they have received	3	3	N/A	90.9%	90.2%	93.2%
% of Patients satisfied with the time they had to wait for an appointment	3	3	N/A	83.8%	83.8%	89.0%

* This is based on patients treated on this contract for their most recent course of treatment. Figures in italics indicate the base number of FP17s or Patient Questionnaire responses are less than 100. N/A is shown where the base number of responses is less than 10 during the period. % is calculated as Quantity/Base number*100

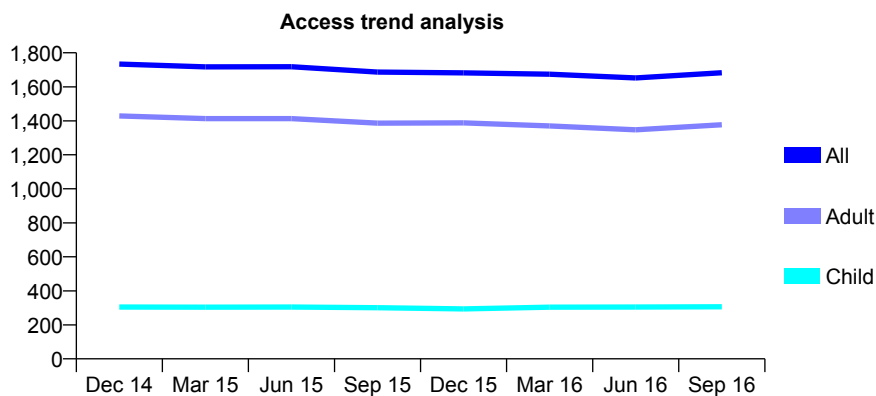
Q62 - Vital Signs At a Glance Contract Report for 642991/0001 - September 2016

Name or company name	MR A BECKER
Contract type name	GDS Contract
Purpose of contract	General
Contract start date	01/04/2006
Contract end date	

16/17 Contracted general activity (UDA)	6,161
Carry forward general activity (UDA)	0
16/17 Contracted orthodontic activity (UOA)	0
Carry forward orthodontic activity (UOA)	0
Baseline contract value	£198,838.33

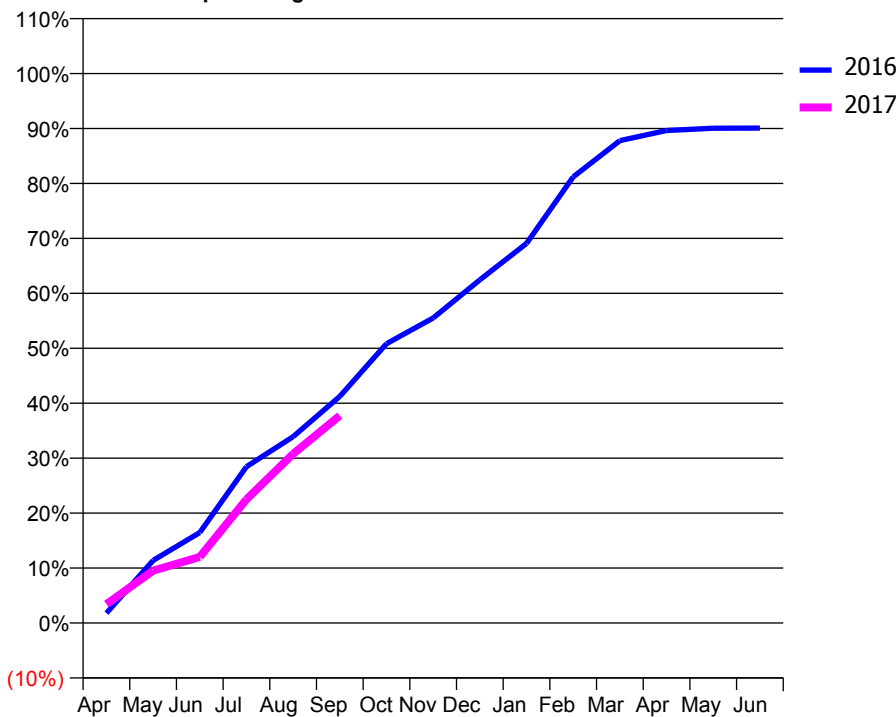
ACCESS*

Patients seen in 24 months	Total	Change since previous quarter
Quarter ending September 2015	1,687	
Quarter ending December 2015	1,682	→
Quarter ending March 2016	1,674	→
Quarter ending June 2016	1,652	↓
Quarter ending September 2016	1,683	→
Variance since September 2015	(0.2%)	→



ACTIVITY

Cumulative percentage of contracted UDA delivered 2016 & 2017



Adjusted Scheduled Activity (UDA)

Month	2016	2017
April	111	212
May	701	587
June	1,015	741
July	1,754	1,387
August	2,090	1,897
September	2,540	2,325
October	3,132	
November	3,420	
December	3,847	
January	4,256	
February	5,001	
March	5,408	
April	5,522	
May	5,548	
June	5,550	

QUALITY

	Quantity	Base Number	Contract	AT	Region	England
% of FP17s for the same patient ID Re-attending within 3 months - Children	8	181	4.4%	9.9%	11.8%	12.4%
% of FP17s for the same patient ID Re-attending within 3 months - Adults	143	868	16.5%	16.0%	17.1%	16.7%
% of FP17s for the same patient ID Re-attending between 3 & 9 months - Children	96	181	53.0%	45.4%	45.8%	57.4%
% of FP17s for the same patient ID Re-attending between 3 & 9 months - Adults	461	868	53.1%	37.0%	37.6%	50.5%
% of FP17s for Band 1 Urgent Courses	26	1,001	2.6%	11.0%	10.6%	9.1%
% of FP17s Relating to Free Repair or Replacements	0	1,001	0.0%	0.6%	0.6%	0.8%
% of FP17s Relating to Continuations	27	1,001	2.7%	0.7%	0.9%	1.3%
% of Patients satisfied with the dentistry they have received	2	2	N/A	90.9%	90.2%	93.2%
% of Patients satisfied with the time they had to wait for an appointment	2	2	N/A	83.8%	83.8%	89.0%

* This is based on patients treated on this contract for their most recent course of treatment. Figures in italics indicate the base number of FP17s or Patient Questionnaire responses are less than 100. N/A is shown where the base number of responses is less than 10 during the period. % is calculated as Quantity/Base number*100

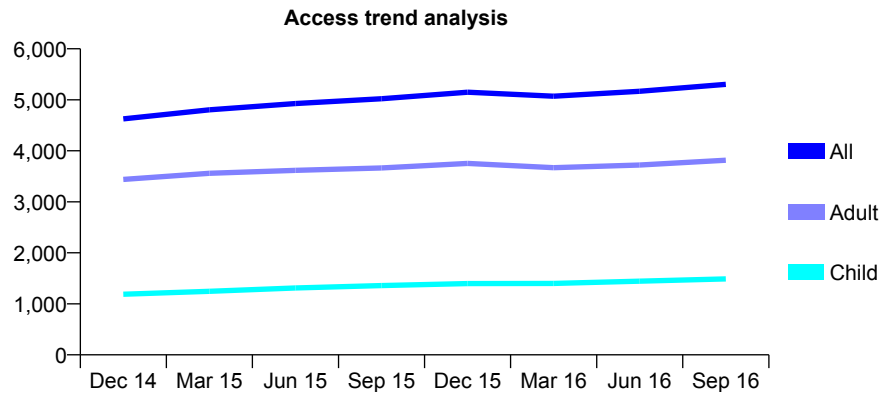
Q62 - Vital Signs At a Glance Contract Report for 651648/0001 - September 2016

Name or company name	MRS JV PATEL
Contract type name	GDS Contract
Purpose of contract	General
Contract start date	01/04/2006
Contract end date	

16/17 Contracted general activity (UDA)	10,583
Carry forward general activity (UDA)	414
16/17 Contracted orthodontic activity (UOA)	0
Carry forward orthodontic activity (UOA)	0
Baseline contract value	£248,940.83

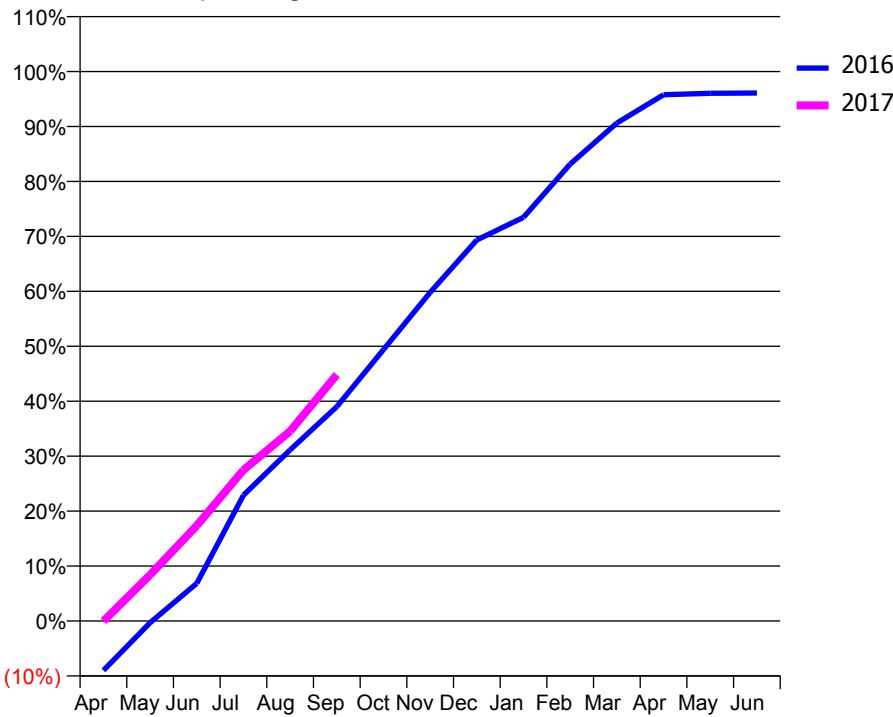
ACCESS*

Patients seen in 24 months	Total	Change since previous quarter
Quarter ending September 2015	5,021	
Quarter ending December 2015	5,150	↑
Quarter ending March 2016	5,070	↓
Quarter ending June 2016	5,167	→
Quarter ending September 2016	5,304	↑
Variance since September 2015	5.6%	↑



ACTIVITY

Cumulative percentage of contracted UDA delivered 2016 & 2017



Month	Adjusted Scheduled Activity (UDA)	
	2016	2017
April	-955	-4
May	-34	890
June	726	1,836
July	2,422	2,909
August	3,297	3,656
September	4,128	4,745
October	5,226	
November	6,329	
December	7,340	
January	7,774	
February	8,799	
March	9,591	
April	10,136	
May	10,164	
June	10,169	

QUALITY

	Quantity	Base Number	Contract	AT	Region	England
% of FP17s for the same patient ID Re-attending within 3 months - Children	47	938	5.0%	9.9%	11.8%	12.4%
% of FP17s for the same patient ID Re-attending within 3 months - Adults	154	1,869	8.2%	16.0%	17.1%	16.7%
% of FP17s for the same patient ID Re-attending between 3 & 9 months - Children	361	938	38.5%	45.4%	45.8%	57.4%
% of FP17s for the same patient ID Re-attending between 3 & 9 months - Adults	622	1,869	33.3%	37.0%	37.6%	50.5%
% of FP17s for Band 1 Urgent Courses	223	2,486	9.0%	11.0%	10.6%	9.1%
% of FP17s Relating to Free Repair or Replacements	9	2,486	0.4%	0.6%	0.6%	0.8%
% of FP17s Relating to Continuations	2	2,486	0.1%	0.7%	0.9%	1.3%
% of Patients satisfied with the dentistry they have received	4	4	N/A	90.9%	90.2%	93.2%
% of Patients satisfied with the time they had to wait for an appointment	2	4	N/A	83.8%	83.8%	89.0%

* This is based on patients treated on this contract for their most recent course of treatment. Figures in italics indicate the base number of FP17s or Patient Questionnaire responses are less than 100. N/A is shown where the base number of responses is less than 10 during the period. % is calculated as Quantity/Base number*100

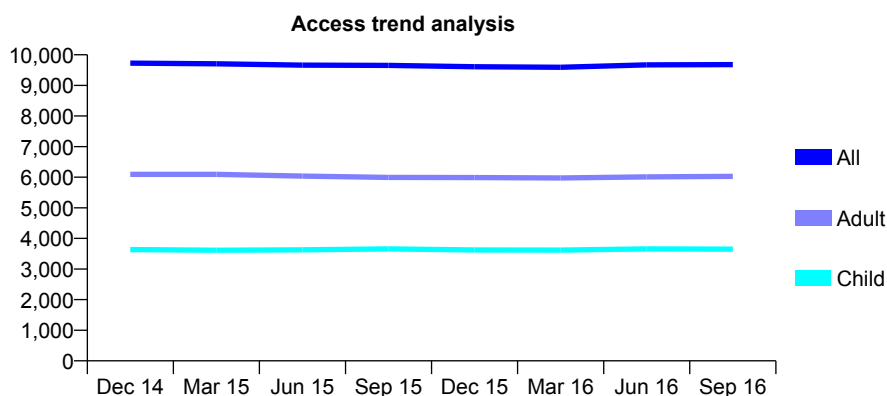
Q62 - Vital Signs At a Glance Contract Report for 653233/0001 - September 2016

Name or company name	MRS F CAMPBELL-BARR
Contract type name	GDS Contract
Purpose of contract	General
Contract start date	01/04/2006
Contract end date	

16/17 Contracted general activity (UDA)	23,558
Carry forward general activity (UDA)	-66
16/17 Contracted orthodontic activity (UOA)	0
Carry forward orthodontic activity (UOA)	0
Baseline contract value	£665,458.46

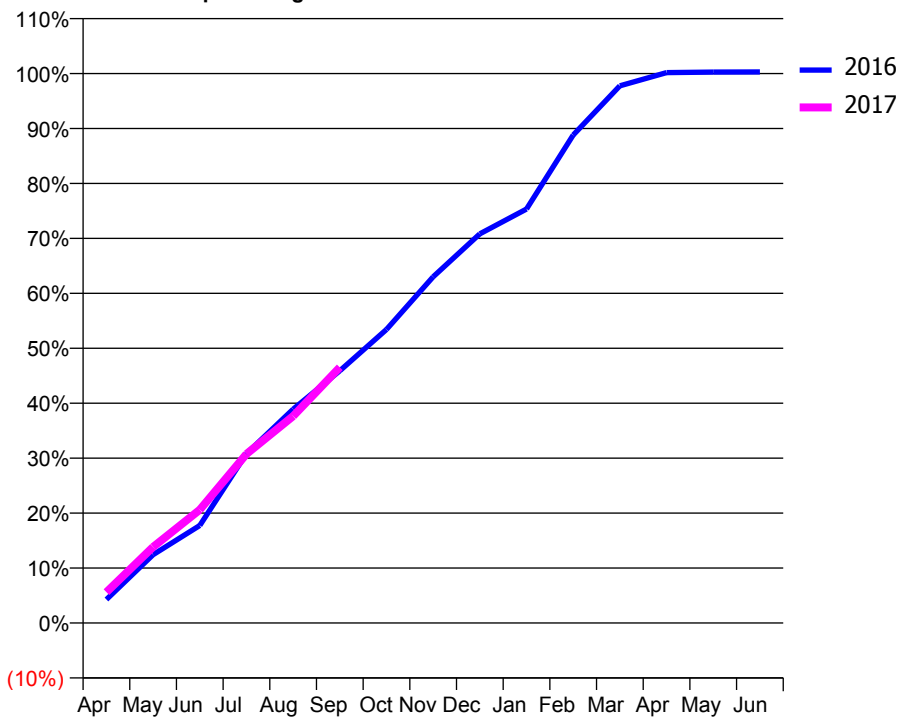
ACCESS*

Patients seen in 24 months	Total	Change since previous quarter
Quarter ending September 2015	9,654	
Quarter ending December 2015	9,612	→
Quarter ending March 2016	9,592	→
Quarter ending June 2016	9,669	→
Quarter ending September 2016	9,679	→
Variance since September 2015	0.3%	→



ACTIVITY

Cumulative percentage of contracted UDA delivered 2016 & 2017



Month	Adjusted Scheduled Activity (UDA)	
	2016	2017
April	1,010	1,322
May	2,929	3,259
June	4,179	4,858
July	7,263	7,246
August	9,165	8,868
September	10,812	10,964
October	12,583	
November	14,843	
December	16,684	
January	17,750	
February	20,920	
March	23,031	
April	23,594	
May	23,616	
June	23,624	

QUALITY

	Quantity	Base Number	Contract	AT	Region	England
% of FP17s for the same patient ID Re-attending within 3 months - Children	109	2,009	5.4%	9.9%	11.8%	12.4%
% of FP17s for the same patient ID Re-attending within 3 months - Adults	388	2,814	13.8%	16.0%	17.1%	16.7%
% of FP17s for the same patient ID Re-attending between 3 & 9 months - Children	637	2,009	31.7%	45.4%	45.8%	57.4%
% of FP17s for the same patient ID Re-attending between 3 & 9 months - Adults	818	2,814	29.1%	37.0%	37.6%	50.5%
% of FP17s for Band 1 Urgent Courses	438	4,610	9.5%	11.0%	10.6%	9.1%
% of FP17s Relating to Free Repair or Replacements	31	4,610	0.7%	0.6%	0.6%	0.8%
% of FP17s Relating to Continuations	95	4,610	2.1%	0.7%	0.9%	1.3%
% of Patients satisfied with the dentistry they have received	5	6	N/A	90.9%	90.2%	93.2%
% of Patients satisfied with the time they had to wait for an appointment	4	6	N/A	83.8%	83.8%	89.0%

* This is based on patients treated on this contract for their most recent course of treatment. Figures in italics indicate the base number of FP17s or Patient Questionnaire responses are less than 100. N/A is shown where the base number of responses is less than 10 during the period. % is calculated as Quantity/Base number*100

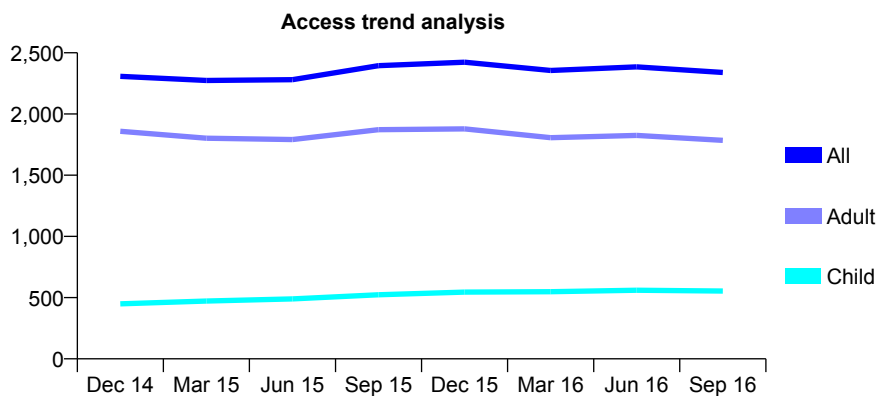
Q62 - Vital Signs At a Glance Contract Report for 657433/0002 - September 2016

Name or company name	MR P KUMAR
Contract type name	GDS Contract
Purpose of contract	General
Contract start date	01/04/2011
Contract end date	

16/17 Contracted general activity (UDA)	5,191
Carry forward general activity (UDA)	0
16/17 Contracted orthodontic activity (UOA)	0
Carry forward orthodontic activity (UOA)	0
Baseline contract value	£199,393.97

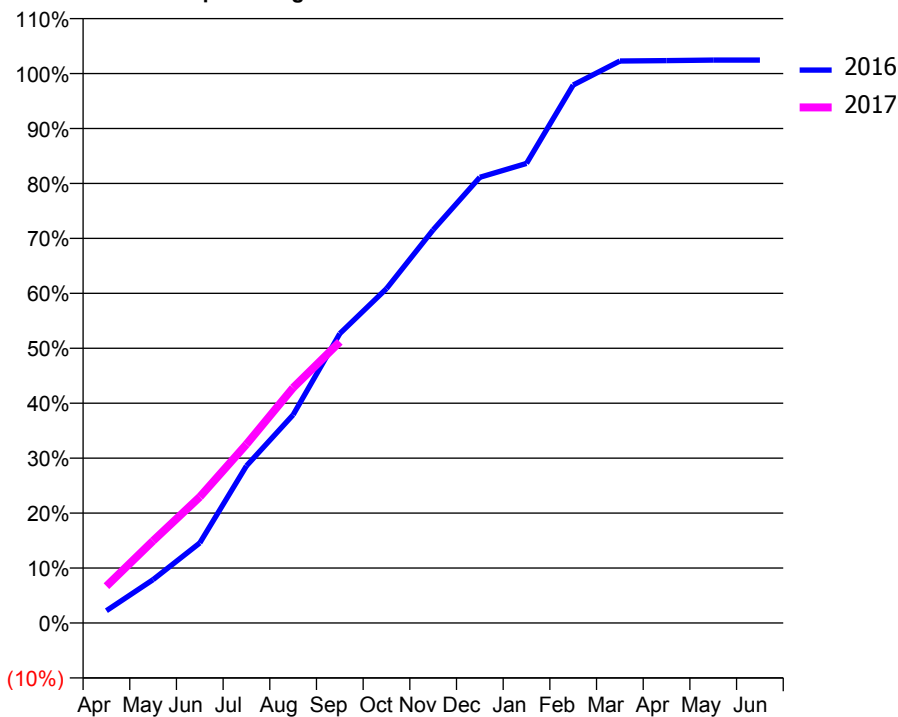
ACCESS*

Patients seen in 24 months	Total	Change since previous quarter
Quarter ending September 2015	2,395	
Quarter ending December 2015	2,423	→
Quarter ending March 2016	2,356	↓
Quarter ending June 2016	2,385	→
Quarter ending September 2016	2,339	↓
Variance since September 2015	(2.3%)	↓



ACTIVITY

Cumulative percentage of contracted UDA delivered 2016 & 2017



Month	Adjusted Scheduled Activity (UDA)	
	2016	2017
April	117	348
May	410	777
June	756	1,191
July	1,484	1,688
August	1,967	2,223
September	2,734	2,656
October	3,159	
November	3,714	
December	4,210	
January	4,341	
February	5,082	
March	5,308	
April	5,313	
May	5,318	
June	5,318	

QUALITY

	Quantity	Base Number	Contract	AT	Region	England
% of FP17s for the same patient ID Re-attending within 3 months - Children	21	302	7.0%	9.9%	11.8%	12.4%
% of FP17s for the same patient ID Re-attending within 3 months - Adults	86	836	10.3%	16.0%	17.1%	16.7%
% of FP17s for the same patient ID Re-attending between 3 & 9 months - Children	72	302	23.8%	45.4%	45.8%	57.4%
% of FP17s for the same patient ID Re-attending between 3 & 9 months - Adults	171	836	20.5%	37.0%	37.6%	50.5%
% of FP17s for Band 1 Urgent Courses	95	922	10.3%	11.0%	10.6%	9.1%
% of FP17s Relating to Free Repair or Replacements	10	922	1.1%	0.6%	0.6%	0.8%
% of FP17s Relating to Continuations	14	922	1.5%	0.7%	0.9%	1.3%
% of Patients satisfied with the dentistry they have received	2	2	N/A	90.9%	90.2%	93.2%
% of Patients satisfied with the time they had to wait for an appointment	2	2	N/A	83.8%	83.8%	89.0%

* This is based on patients treated on this contract for their most recent course of treatment. Figures in italics indicate the base number of FP17s or Patient Questionnaire responses are less than 100. N/A is shown where the base number of responses is less than 10 during the period. % is calculated as Quantity/Base number*100

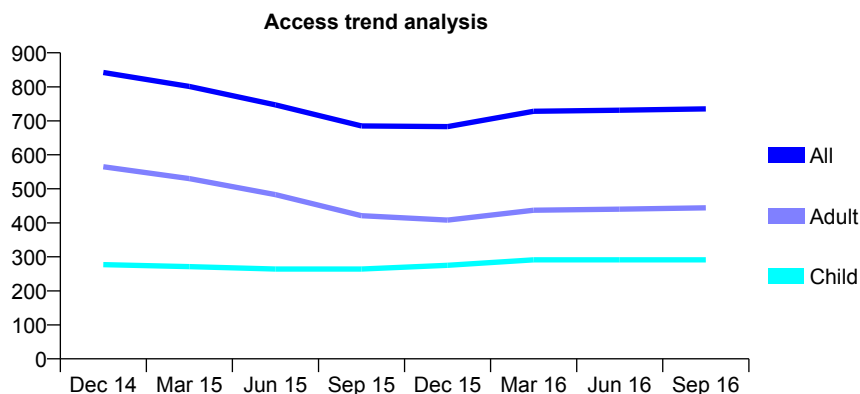
Q62 - Vital Signs At a Glance Contract Report for 660108/0001 - September 2016

Name or company name	MR DS SOHAL
Contract type name	GDS Contract
Purpose of contract	General
Contract start date	01/04/2006
Contract end date	

16/17 Contracted general activity (UDA)	2,097
Carry forward general activity (UDA)	-21
16/17 Contracted orthodontic activity (UOA)	0
Carry forward orthodontic activity (UOA)	0
Baseline contract value	£50,840.43

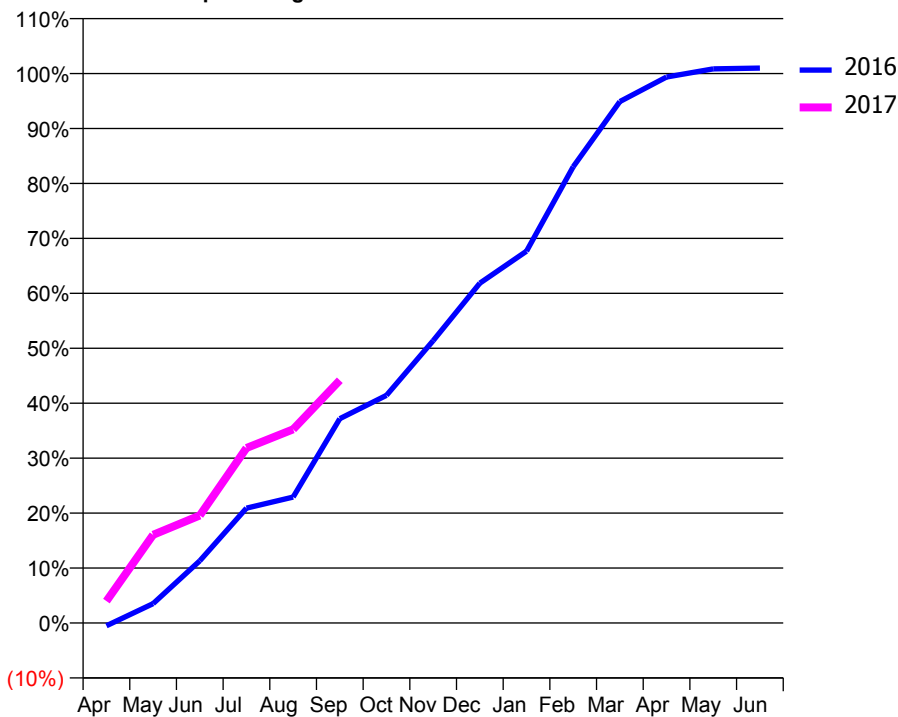
ACCESS*

Patients seen in 24 months	Total	Change since previous quarter
Quarter ending September 2015	685	
Quarter ending December 2015	683	→
Quarter ending March 2016	728	↑
Quarter ending June 2016	731	→
Quarter ending September 2016	735	→
Variance since September 2015	7.3%	↑



ACTIVITY

Cumulative percentage of contracted UDA delivered 2016 & 2017



Month	Adjusted Scheduled Activity (UDA)	
	2016	2017
April	-11	84
May	74	337
June	237	410
July	438	668
August	481	739
September	780	926
October	869	
November	1,078	
December	1,297	
January	1,419	
February	1,741	
March	1,990	
April	2,084	
May	2,115	
June	2,118	

QUALITY

	Quantity	Base Number	Contract	AT	Region	England
% of FP17s for the same patient ID Re-attending within 3 months - Children	7	117	6.0%	9.9%	11.8%	12.4%
% of FP17s for the same patient ID Re-attending within 3 months - Adults	24	195	12.3%	16.0%	17.1%	16.7%
% of FP17s for the same patient ID Re-attending between 3 & 9 months - Children	27	117	23.1%	45.4%	45.8%	57.4%
% of FP17s for the same patient ID Re-attending between 3 & 9 months - Adults	45	195	23.1%	37.0%	37.6%	50.5%
% of FP17s for Band 1 Urgent Courses	56	279	20.1%	11.0%	10.6%	9.1%
% of FP17s Relating to Free Repair or Replacements	0	279	0.0%	0.6%	0.6%	0.8%
% of FP17s Relating to Continuations	0	279	0.0%	0.7%	0.9%	1.3%
% of Patients satisfied with the dentistry they have received	0	0	N/A	90.9%	90.2%	93.2%
% of Patients satisfied with the time they had to wait for an appointment	0	0	N/A	83.8%	83.8%	89.0%

* This is based on patients treated on this contract for their most recent course of treatment. Figures in italics indicate the base number of FP17s or Patient Questionnaire responses are less than 100. N/A is shown where the base number of responses is less than 10 during the period. % is calculated as Quantity/Base number*100

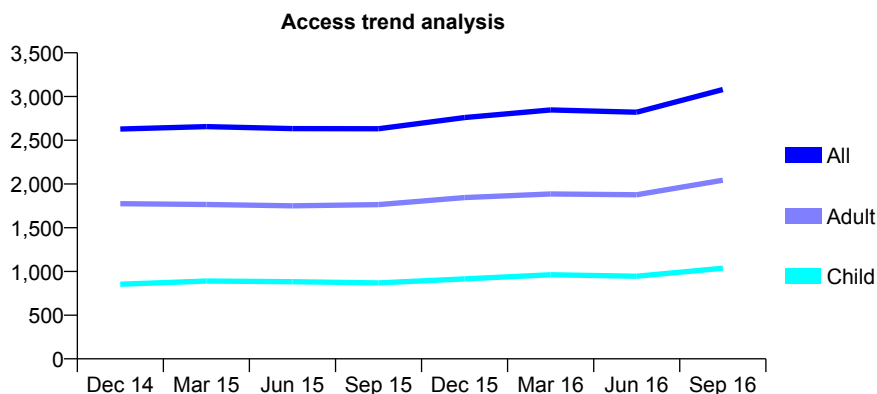
Q62 - Vital Signs At a Glance Contract Report for 660175/0001 - September 2016

Name or company name	MR F KHOURY
Contract type name	GDS Contract
Purpose of contract	General
Contract start date	01/04/2006
Contract end date	

16/17 Contracted general activity (UDA)	10,063
Carry forward general activity (UDA)	0
16/17 Contracted orthodontic activity (UOA)	0
Carry forward orthodontic activity (UOA)	0
Baseline contract value	£274,611.56

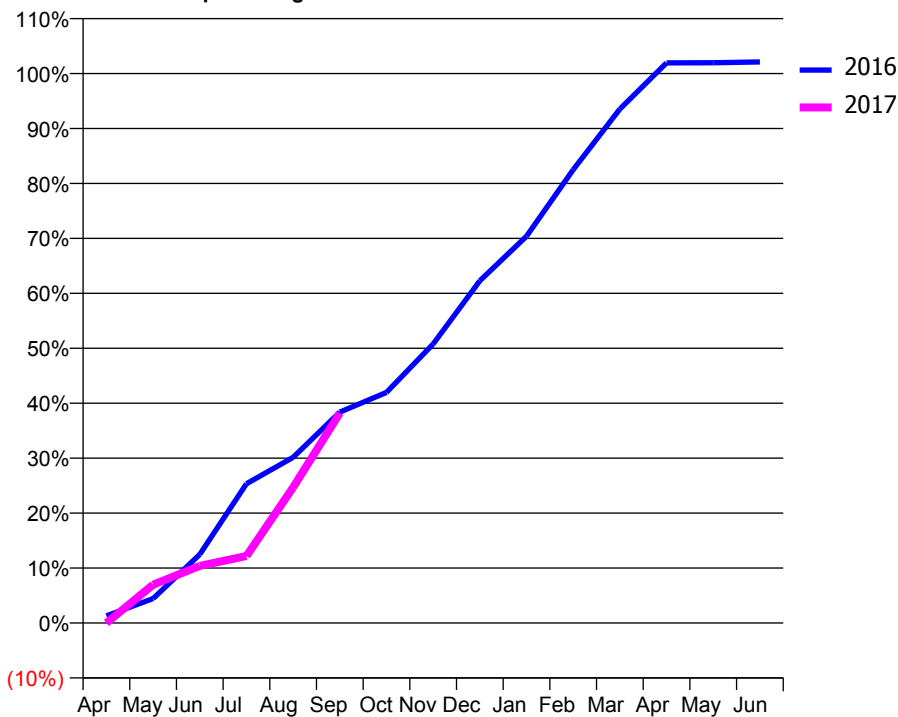
ACCESS*

Patients seen in 24 months	Total	Change since previous quarter
Quarter ending September 2015	2,632	
Quarter ending December 2015	2,759	↑
Quarter ending March 2016	2,847	↑
Quarter ending June 2016	2,821	→
Quarter ending September 2016	3,080	↑
Variance since September 2015	17.0%	↑



ACTIVITY

Cumulative percentage of contracted UDA delivered 2016 & 2017



Month	Adjusted Scheduled Activity (UDA)	
	2016	2017
April	131	0
May	448	703
June	1,257	1,046
July	2,551	1,226
August	3,034	2,484
September	3,861	3,846
October	4,222	
November	5,110	
December	6,266	
January	7,083	
February	8,302	
March	9,412	
April	10,258	
May	10,261	
June	10,276	

QUALITY

	Quantity	Base Number	Contract	AT	Region	England
% of FP17s for the same patient ID Re-attending within 3 months - Children	36	449	8.0%	9.9%	11.8%	12.4%
% of FP17s for the same patient ID Re-attending within 3 months - Adults	157	1,025	15.3%	16.0%	17.1%	16.7%
% of FP17s for the same patient ID Re-attending between 3 & 9 months - Children	84	449	18.7%	45.4%	45.8%	57.4%
% of FP17s for the same patient ID Re-attending between 3 & 9 months - Adults	258	1,025	25.2%	37.0%	37.6%	50.5%
% of FP17s for Band 1 Urgent Courses	219	1,238	17.7%	11.0%	10.6%	9.1%
% of FP17s Relating to Free Repair or Replacements	7	1,238	0.6%	0.6%	0.6%	0.8%
% of FP17s Relating to Continuations	11	1,238	0.9%	0.7%	0.9%	1.3%
% of Patients satisfied with the dentistry they have received	0	1	N/A	90.9%	90.2%	93.2%
% of Patients satisfied with the time they had to wait for an appointment	1	1	N/A	83.8%	83.8%	89.0%

* This is based on patients treated on this contract for their most recent course of treatment. Figures in italics indicate the base number of FP17s or Patient Questionnaire responses are less than 100. N/A is shown where the base number of responses is less than 10 during the period. % is calculated as Quantity/Base number*100

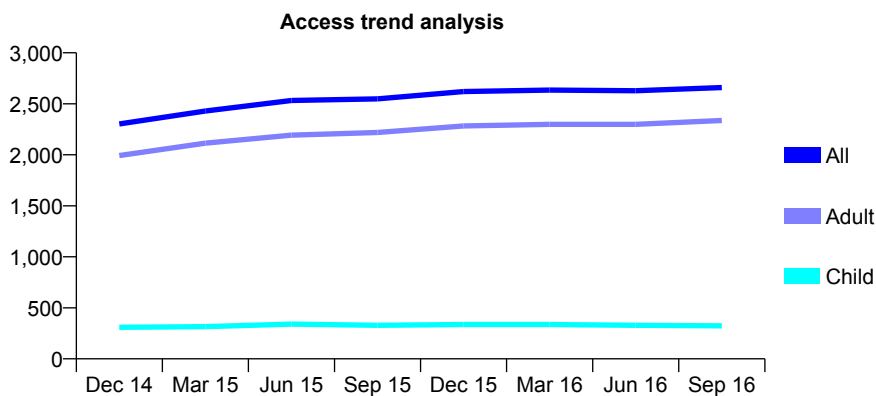
Q62 - Vital Signs At a Glance Contract Report for 660493/0001 - September 2016

Name or company name	MR AD DE LA VALETTE
Contract type name	GDS Contract
Purpose of contract	General
Contract start date	01/04/2006
Contract end date	

16/17 Contracted general activity (UDA)	15,171
Carry forward general activity (UDA)	0
16/17 Contracted orthodontic activity (UOA)	0
Carry forward orthodontic activity (UOA)	0
Baseline contract value	£519,568.74

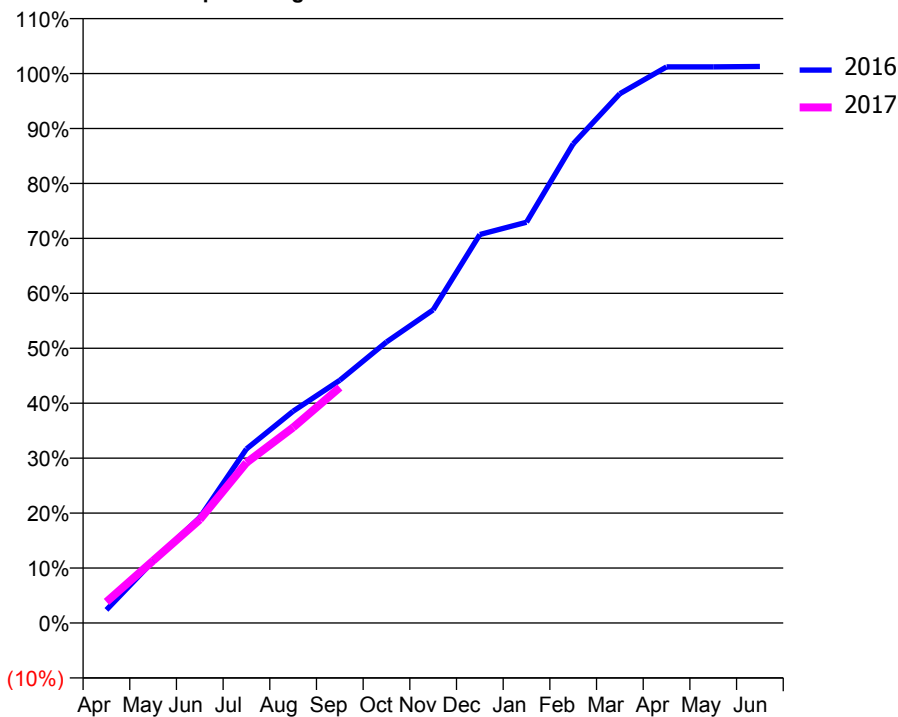
ACCESS*

Patients seen in 24 months	Total	Change since previous quarter
Quarter ending September 2015	2,548	
Quarter ending December 2015	2,620	↑
Quarter ending March 2016	2,635	→
Quarter ending June 2016	2,628	→
Quarter ending September 2016	2,659	→
Variance since September 2015	4.4%	↑



ACTIVITY

Cumulative percentage of contracted UDA delivered 2016 & 2017



Month	Adjusted Scheduled Activity (UDA)	
	2016	2017
April	362	584
May	1,705	1,721
June	2,915	2,853
July	4,805	4,426
August	5,847	5,400
September	6,701	6,504
October	7,760	
November	8,645	
December	10,725	
January	11,066	
February	13,228	
March	14,616	
April	15,354	
May	15,355	
June	15,367	

QUALITY

	Quantity	Base Number	Contract	AT	Region	England
% of FP17s for the same patient ID Re-attending within 3 months - Children	24	220	10.9%	9.9%	11.8%	12.4%
% of FP17s for the same patient ID Re-attending within 3 months - Adults	157	1,132	13.9%	16.0%	17.1%	16.7%
% of FP17s for the same patient ID Re-attending between 3 & 9 months - Children	81	220	36.8%	45.4%	45.8%	57.4%
% of FP17s for the same patient ID Re-attending between 3 & 9 months - Adults	371	1,132	32.8%	37.0%	37.6%	50.5%
% of FP17s for Band 1 Urgent Courses	102	1,210	8.4%	11.0%	10.6%	9.1%
% of FP17s Relating to Free Repair or Replacements	9	1,210	0.7%	0.6%	0.6%	0.8%
% of FP17s Relating to Continuations	1	1,210	0.1%	0.7%	0.9%	1.3%
% of Patients satisfied with the dentistry they have received	2	2	N/A	90.9%	90.2%	93.2%
% of Patients satisfied with the time they had to wait for an appointment	2	2	N/A	83.8%	83.8%	89.0%

* This is based on patients treated on this contract for their most recent course of treatment. Figures in italics indicate the base number of FP17s or Patient Questionnaire responses are less than 100. N/A is shown where the base number of responses is less than 10 during the period. % is calculated as Quantity/Base number*100

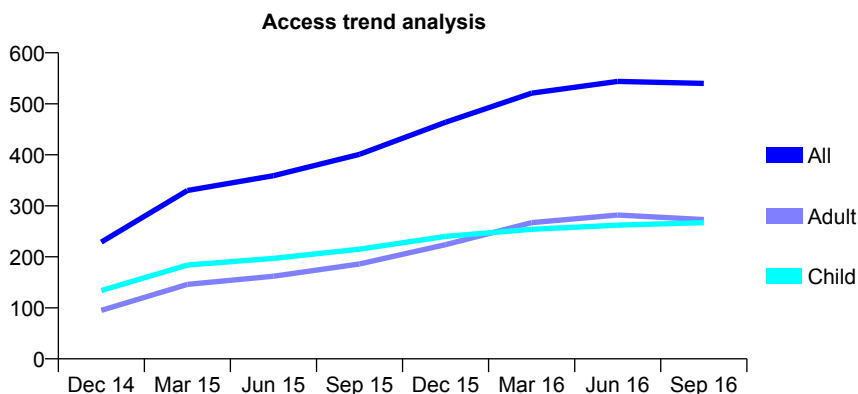
Q62 - Vital Signs At a Glance Contract Report for 661651/0001 - September 2016

Name or company name	MR I RAI
Contract type name	GDS Contract
Purpose of contract	General
Contract start date	01/04/2014
Contract end date	

16/17 Contracted general activity (UDA)	893
Carry forward general activity (UDA)	0
16/17 Contracted orthodontic activity (UOA)	0
Carry forward orthodontic activity (UOA)	0
Baseline contract value	£21,516.57

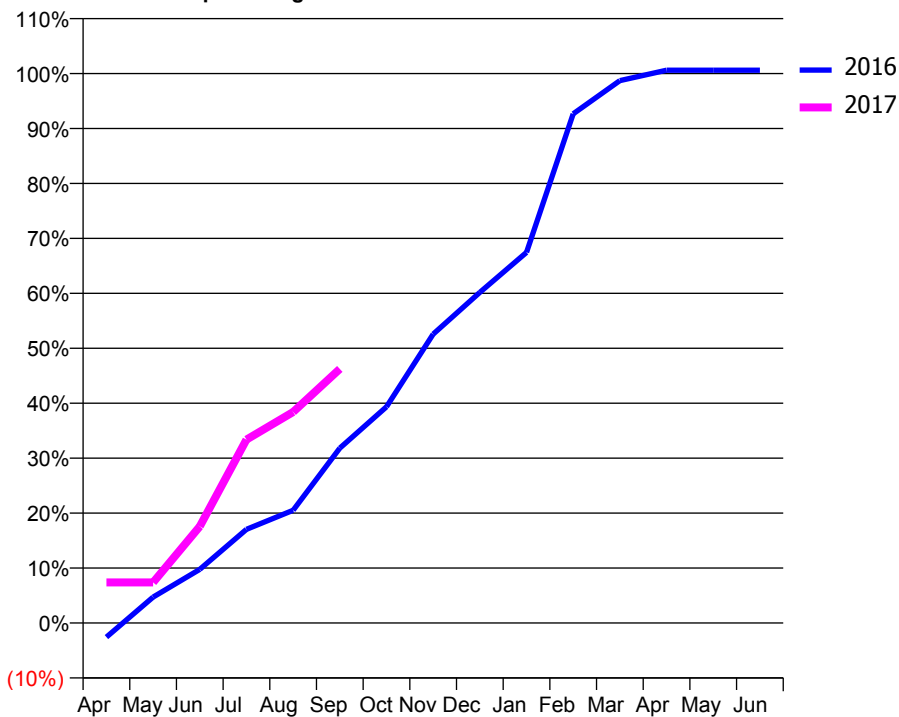
ACCESS*

Patients seen in 24 months	Total	Change since previous quarter
Quarter ending September 2015	401	
Quarter ending December 2015	464	↑
Quarter ending March 2016	521	↑
Quarter ending June 2016	544	↑
Quarter ending September 2016	540	→
Variance since September 2015	34.7%	↑



ACTIVITY

Cumulative percentage of contracted UDA delivered 2016 & 2017



Month	Adjusted Scheduled Activity (UDA)	
	2016	2017
April	-23	66
May	42	66
June	87	157
July	152	298
August	183	343
September	284	413
October	351	
November	469	
December	537	
January	602	
February	827	
March	881	
April	898	
May	898	
June	898	

QUALITY

	Quantity	Base Number	Contract	AT	Region	England
% of FP17s for the same patient ID Re-attending within 3 months - Children	2	160	1.3%	9.9%	11.8%	12.4%
% of FP17s for the same patient ID Re-attending within 3 months - Adults	2	87	2.3%	16.0%	17.1%	16.7%
% of FP17s for the same patient ID Re-attending between 3 & 9 months - Children	80	160	50.0%	45.4%	45.8%	57.4%
% of FP17s for the same patient ID Re-attending between 3 & 9 months - Adults	32	87	36.8%	37.0%	37.6%	50.5%
% of FP17s for Band 1 Urgent Courses	0	230	0.0%	11.0%	10.6%	9.1%
% of FP17s Relating to Free Repair or Replacements	0	230	0.0%	0.6%	0.6%	0.8%
% of FP17s Relating to Continuations	0	230	0.0%	0.7%	0.9%	1.3%
% of Patients satisfied with the dentistry they have received	1	1	N/A	90.9%	90.2%	93.2%
% of Patients satisfied with the time they had to wait for an appointment	1	1	N/A	83.8%	83.8%	89.0%

* This is based on patients treated on this contract for their most recent course of treatment. Figures in italics indicate the base number of FP17s or Patient Questionnaire responses are less than 100. N/A is shown where the base number of responses is less than 10 during the period. % is calculated as Quantity/Base number*100

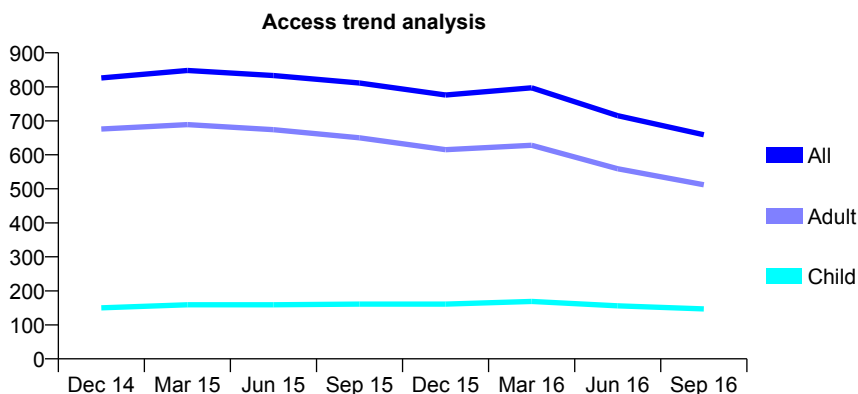
Q62 - Vital Signs At a Glance Contract Report for 675237/0001 - September 2016

Name or company name	MR M FARHANG HAERI
Contract type name	GDS Contract
Purpose of contract	General
Contract start date	01/04/2006
Contract end date	

16/17 Contracted general activity (UDA)	2,365
Carry forward general activity (UDA)	0
16/17 Contracted orthodontic activity (UOA)	0
Carry forward orthodontic activity (UOA)	0
Baseline contract value	£67,469.45

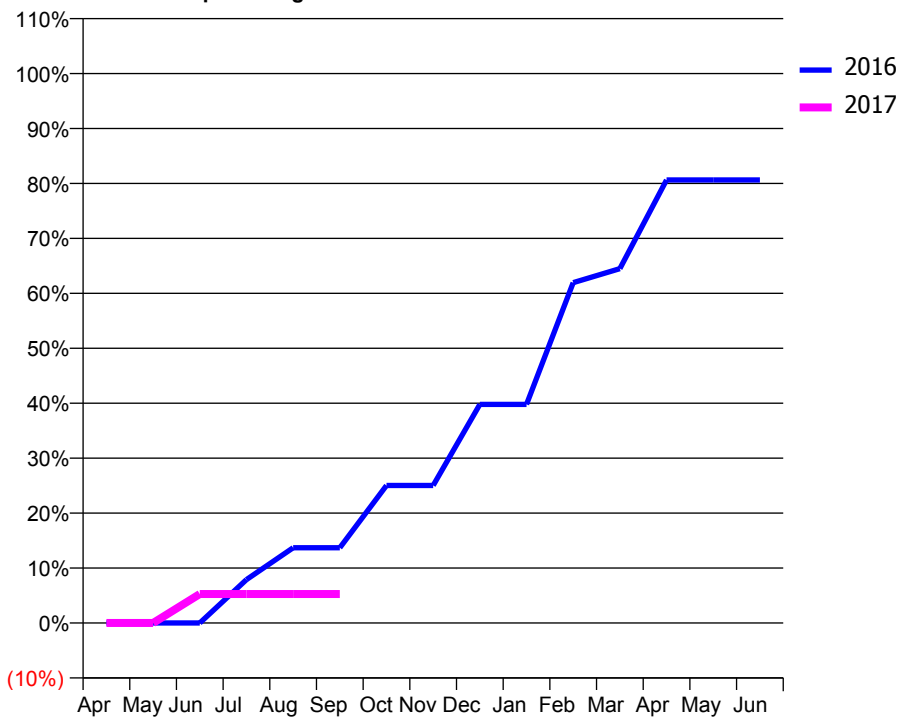
ACCESS*

Patients seen in 24 months	Total	Change since previous quarter
Quarter ending September 2015	811	
Quarter ending December 2015	776	↓
Quarter ending March 2016	797	↑
Quarter ending June 2016	715	↓
Quarter ending September 2016	659	↓
Variance since September 2015	(18.7%)	↓



ACTIVITY

Cumulative percentage of contracted UDA delivered 2016 & 2017



Adjusted Scheduled Activity (UDA)

Month	2016	2017
April	0	0
May	0	0
June	0	125
July	187	125
August	324	125
September	324	125
October	592	
November	592	
December	941	
January	941	
February	1,465	
March	1,525	
April	1,907	
May	1,907	
June	1,907	

QUALITY

	Quantity	Base Number	Contract	AT	Region	England
% of FP17s for the same patient ID Re-attending within 3 months - Children	0	42	0.0%	9.9%	11.8%	12.4%
% of FP17s for the same patient ID Re-attending within 3 months - Adults	7	98	7.1%	16.0%	17.1%	16.7%
% of FP17s for the same patient ID Re-attending between 3 & 9 months - Children	15	42	35.7%	45.4%	45.8%	57.4%
% of FP17s for the same patient ID Re-attending between 3 & 9 months - Adults	20	98	20.4%	37.0%	37.6%	50.5%
% of FP17s for Band 1 Urgent Courses	0	50	0.0%	11.0%	10.6%	9.1%
% of FP17s Relating to Free Repair or Replacements	0	50	0.0%	0.6%	0.6%	0.8%
% of FP17s Relating to Continuations	0	50	0.0%	0.7%	0.9%	1.3%
% of Patients satisfied with the dentistry they have received	0	0	N/A	90.9%	90.2%	93.2%
% of Patients satisfied with the time they had to wait for an appointment	0	0	N/A	83.8%	83.8%	89.0%

* This is based on patients treated on this contract for their most recent course of treatment. Figures in italics indicate the base number of FP17s or Patient Questionnaire responses are less than 100. N/A is shown where the base number of responses is less than 10 during the period. % is calculated as Quantity/Base number*100

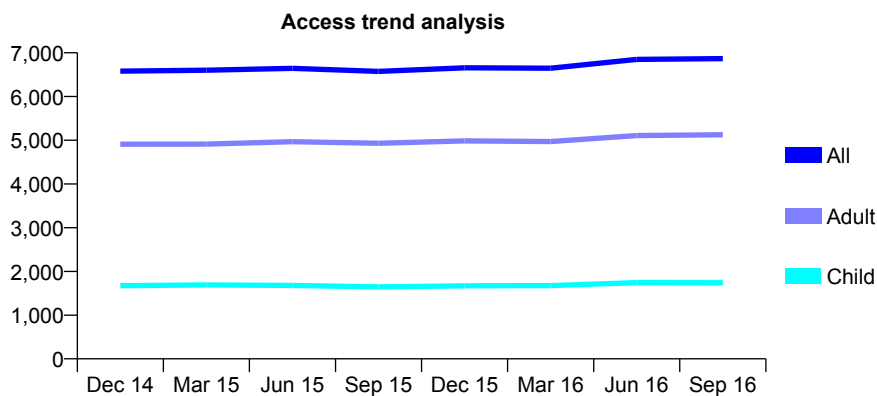
Q62 - Vital Signs At a Glance Contract Report for 676713/0001 - September 2016

Name or company name	MR K KAVIANI
Contract type name	GDS Contract
Purpose of contract	General
Contract start date	01/04/2006
Contract end date	

16/17 Contracted general activity (UDA)	17,508
Carry forward general activity (UDA)	0
16/17 Contracted orthodontic activity (UOA)	0
Carry forward orthodontic activity (UOA)	0
Baseline contract value	£493,547.79

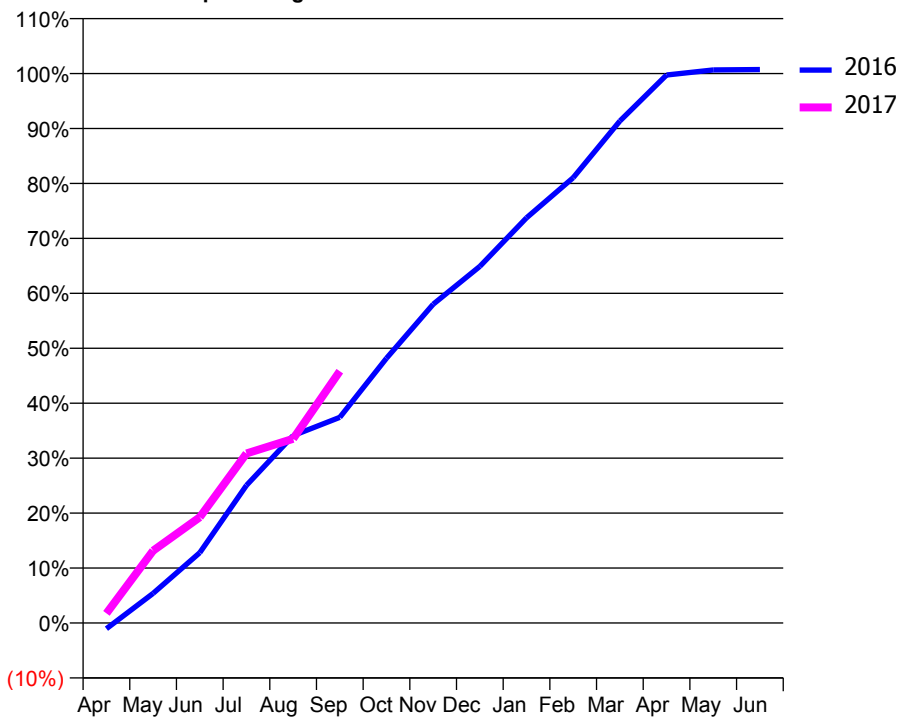
ACCESS*

Patients seen in 24 months	Total	Change since previous quarter
Quarter ending September 2015	6,576	
Quarter ending December 2015	6,656	→
Quarter ending March 2016	6,647	→
Quarter ending June 2016	6,849	↑
Quarter ending September 2016	6,868	→
Variance since September 2015	4.4%	↑



ACTIVITY

Cumulative percentage of contracted UDA delivered 2016 & 2017



Month	Adjusted Scheduled Activity (UDA)	
	2016	2017
April	-183	309
May	946	2,305
June	2,241	3,371
July	4,385	5,403
August	5,973	5,868
September	6,555	8,024
October	8,434	
November	10,155	
December	11,363	
January	12,911	
February	14,189	
March	15,994	
April	17,458	
May	17,621	
June	17,635	

QUALITY

	Quantity	Base Number	Contract	AT	Region	England
% of FP17s for the same patient ID Re-attending within 3 months - Children	59	970	6.1%	9.9%	11.8%	12.4%
% of FP17s for the same patient ID Re-attending within 3 months - Adults	657	3,015	21.8%	16.0%	17.1%	16.7%
% of FP17s for the same patient ID Re-attending between 3 & 9 months - Children	265	970	27.3%	45.4%	45.8%	57.4%
% of FP17s for the same patient ID Re-attending between 3 & 9 months - Adults	834	3,015	27.7%	37.0%	37.6%	50.5%
% of FP17s for Band 1 Urgent Courses	442	3,136	14.1%	11.0%	10.6%	9.1%
% of FP17s Relating to Free Repair or Replacements	51	3,136	1.6%	0.6%	0.6%	0.8%
% of FP17s Relating to Continuations	67	3,136	2.1%	0.7%	0.9%	1.3%
% of Patients satisfied with the dentistry they have received	1	2	N/A	90.9%	90.2%	93.2%
% of Patients satisfied with the time they had to wait for an appointment	1	2	N/A	83.8%	83.8%	89.0%

* This is based on patients treated on this contract for their most recent course of treatment. Figures in italics indicate the base number of FP17s or Patient Questionnaire responses are less than 100. N/A is shown where the base number of responses is less than 10 during the period. % is calculated as Quantity/Base number*100

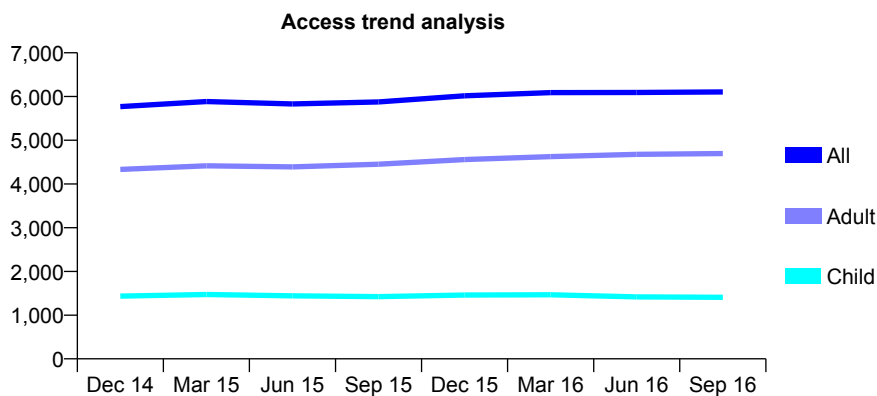
Q62 - Vital Signs At a Glance Contract Report for 676721/0001 - September 2016

Name or company name	MISS AM PATEL
Contract type name	GDS Contract
Purpose of contract	General
Contract start date	01/05/2008
Contract end date	

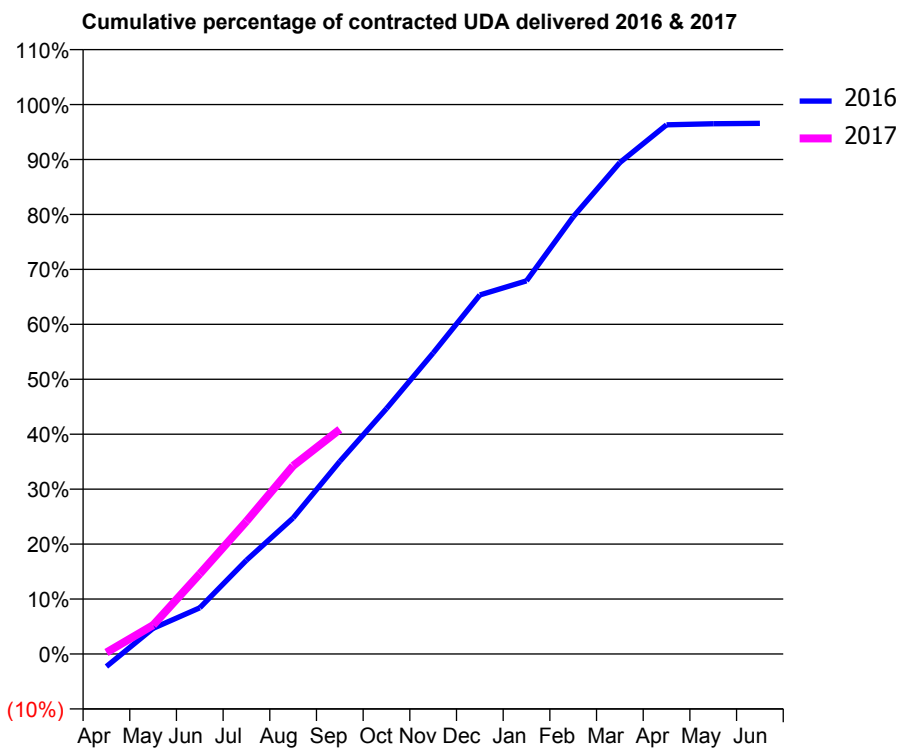
16/17 Contracted general activity (UDA)	19,880
Carry forward general activity (UDA)	684
16/17 Contracted orthodontic activity (UOA)	0
Carry forward orthodontic activity (UOA)	0
Baseline contract value	£601,373.29

ACCESS*

Patients seen in 24 months	Total	Change since previous quarter
Quarter ending September 2015	5,876	
Quarter ending December 2015	6,015	↑
Quarter ending March 2016	6,091	→
Quarter ending June 2016	6,094	→
Quarter ending September 2016	6,106	→
Variance since September 2015	3.9%	↑



ACTIVITY



Month	Adjusted Scheduled Activity (UDA)	
	2016	2017
April	-454	57
May	929	1,043
June	1,672	2,900
July	3,395	4,804
August	4,923	6,808
September	6,971	8,129
October	8,881	
November	10,893	
December	12,988	
January	13,501	
February	15,817	
March	17,781	
April	19,146	
May	19,186	
June	19,196	

QUALITY

	Quantity	Base Number	Contract	AT	Region	England
% of FP17s for the same patient ID Re-attending within 3 months - Children	44	693	6.3%	9.9%	11.8%	12.4%
% of FP17s for the same patient ID Re-attending within 3 months - Adults	373	2,414	15.5%	16.0%	17.1%	16.7%
% of FP17s for the same patient ID Re-attending between 3 & 9 months - Children	241	693	34.8%	45.4%	45.8%	57.4%
% of FP17s for the same patient ID Re-attending between 3 & 9 months - Adults	866	2,414	35.9%	37.0%	37.6%	50.5%
% of FP17s for Band 1 Urgent Courses	354	2,758	12.8%	11.0%	10.6%	9.1%
% of FP17s Relating to Free Repair or Replacements	1	2,758	0.0%	0.6%	0.6%	0.8%
% of FP17s Relating to Continuations	21	2,758	0.8%	0.7%	0.9%	1.3%
% of Patients satisfied with the dentistry they have received	5	5	N/A	90.9%	90.2%	93.2%
% of Patients satisfied with the time they had to wait for an appointment	4	5	N/A	83.8%	83.8%	89.0%

* This is based on patients treated on this contract for their most recent course of treatment. Figures in italics indicate the base number of FP17s or Patient Questionnaire responses are less than 100. N/A is shown where the base number of responses is less than 10 during the period. % is calculated as Quantity/Base number*100

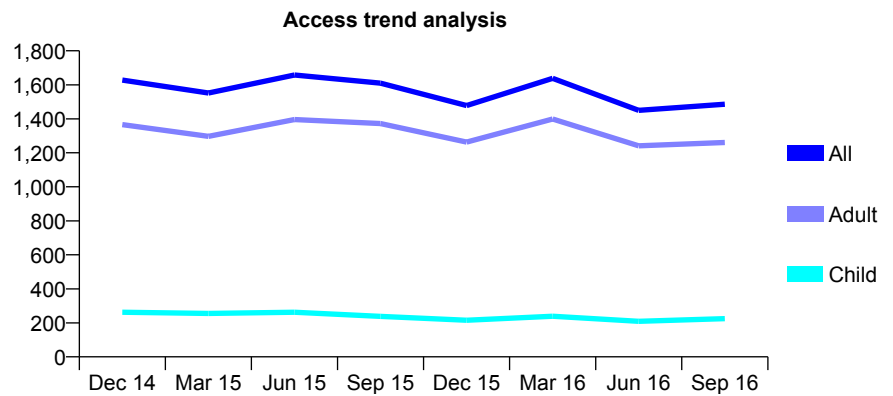
Q62 - Vital Signs At a Glance Contract Report for 677019/0001 - September 2016

Name or company name	Goldhawk Dental Partnership
Contract type name	GDS Contract
Purpose of contract	General
Contract start date	01/04/2006
Contract end date	

16/17 Contracted general activity (UDA)	6,359
Carry forward general activity (UDA)	262
16/17 Contracted orthodontic activity (UOA)	0
Carry forward orthodontic activity (UOA)	0
Baseline contract value	£222,554.80

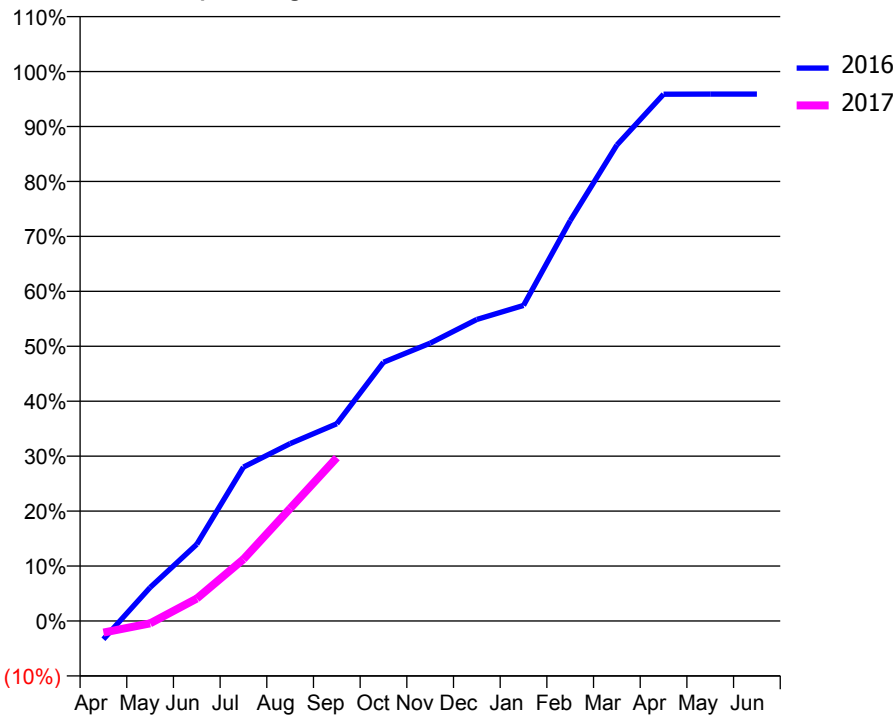
ACCESS*

Patients seen in 24 months	Total	Change since previous quarter
Quarter ending September 2015	1,610	
Quarter ending December 2015	1,478	↓
Quarter ending March 2016	1,638	↑
Quarter ending June 2016	1,450	↓
Quarter ending September 2016	1,486	↑
Variance since September 2015	(7.7%)	↓



ACTIVITY

Cumulative percentage of contracted UDA delivered 2016 & 2017



Month	Adjusted Scheduled Activity (UDA)	
	2016	2017
April	-212	-135
May	388	-28
June	888	260
July	1,782	716
August	2,054	1,304
September	2,284	1,891
October	2,994	
November	3,215	
December	3,489	
January	3,652	
February	4,633	
March	5,508	
April	6,096	
May	6,097	
June	6,097	

QUALITY

	Quantity	Base Number	Contract	AT	Region	England
% of FP17s for the same patient ID Re-attending within 3 months - Children	5	147	3.4%	9.9%	11.8%	12.4%
% of FP17s for the same patient ID Re-attending within 3 months - Adults	76	728	10.4%	16.0%	17.1%	16.7%
% of FP17s for the same patient ID Re-attending between 3 & 9 months - Children	30	147	20.4%	45.4%	45.8%	57.4%
% of FP17s for the same patient ID Re-attending between 3 & 9 months - Adults	127	728	17.4%	37.0%	37.6%	50.5%
% of FP17s for Band 1 Urgent Courses	121	764	15.8%	11.0%	10.6%	9.1%
% of FP17s Relating to Free Repair or Replacements	2	764	0.3%	0.6%	0.6%	0.8%
% of FP17s Relating to Continuations	4	764	0.5%	0.7%	0.9%	1.3%
% of Patients satisfied with the dentistry they have received	1	1	N/A	90.9%	90.2%	93.2%
% of Patients satisfied with the time they had to wait for an appointment	1	1	N/A	83.8%	83.8%	89.0%

* This is based on patients treated on this contract for their most recent course of treatment. Figures in italics indicate the base number of FP17s or Patient Questionnaire responses are less than 100. N/A is shown where the base number of responses is less than 10 during the period. % is calculated as Quantity/Base number*100

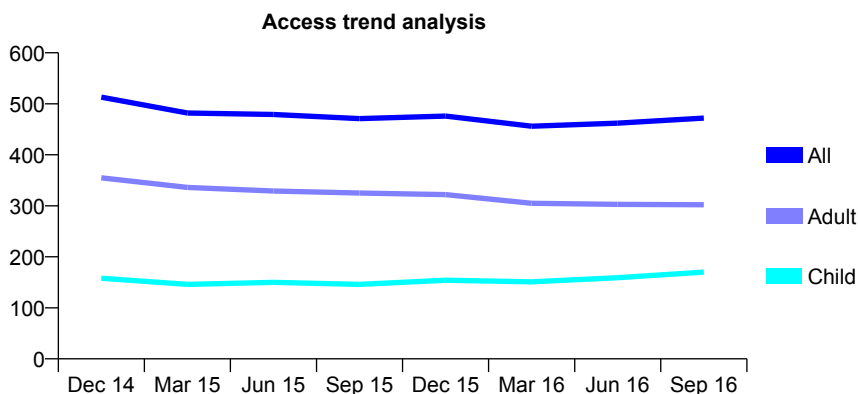
Q62 - Vital Signs At a Glance Contract Report for 678635/0001 - September 2016

Name or company name	MRS HM ZABIHI
Contract type name	GDS Contract
Purpose of contract	General
Contract start date	01/04/2006
Contract end date	

16/17 Contracted general activity (UDA)	1,263
Carry forward general activity (UDA)	-25
16/17 Contracted orthodontic activity (UOA)	0
Carry forward orthodontic activity (UOA)	0
Baseline contract value	£31,096.52

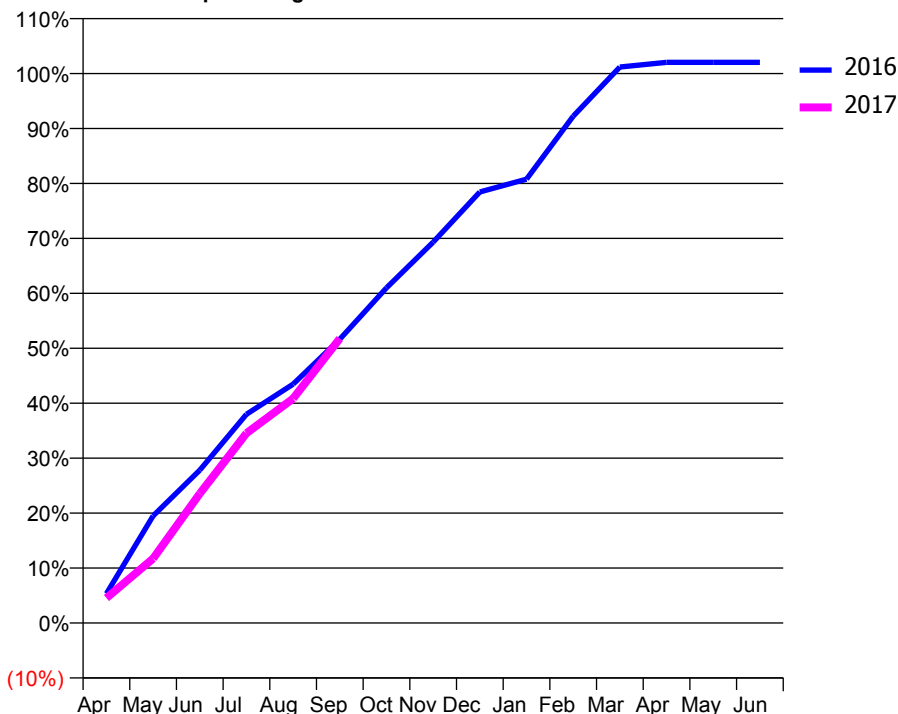
ACCESS*

Patients seen in 24 months	Total	Change since previous quarter
Quarter ending September 2015	471	
Quarter ending December 2015	476	→
Quarter ending March 2016	456	↓
Quarter ending June 2016	462	→
Quarter ending September 2016	472	↑
Variance since September 2015	0.2%	→



ACTIVITY

Cumulative percentage of contracted UDA delivered 2016 & 2017



Month	Adjusted Scheduled Activity (UDA)	
	2016	2017
April	68	57
May	246	148
June	351	297
July	480	436
August	549	516
September	652	654
October	770	
November	875	
December	991	
January	1,020	
February	1,165	
March	1,278	
April	1,289	
May	1,289	
June	1,289	

QUALITY

	Quantity	Base Number	Contract	AT	Region	England
% of FP17s for the same patient ID Re-attending within 3 months - Children	11	110	10.0%	9.9%	11.8%	12.4%
% of FP17s for the same patient ID Re-attending within 3 months - Adults	55	208	26.4%	16.0%	17.1%	16.7%
% of FP17s for the same patient ID Re-attending between 3 & 9 months - Children	40	110	36.4%	45.4%	45.8%	57.4%
% of FP17s for the same patient ID Re-attending between 3 & 9 months - Adults	72	208	34.6%	37.0%	37.6%	50.5%
% of FP17s for Band 1 Urgent Courses	30	307	9.8%	11.0%	10.6%	9.1%
% of FP17s Relating to Free Repair or Replacements	2	307	0.7%	0.6%	0.6%	0.8%
% of FP17s Relating to Continuations	10	307	3.3%	0.7%	0.9%	1.3%
% of Patients satisfied with the dentistry they have received	0	0	N/A	90.9%	90.2%	93.2%
% of Patients satisfied with the time they had to wait for an appointment	0	0	N/A	83.8%	83.8%	89.0%

* This is based on patients treated on this contract for their most recent course of treatment. Figures in italics indicate the base number of FP17s or Patient Questionnaire responses are less than 100. N/A is shown where the base number of responses is less than 10 during the period. % is calculated as Quantity/Base number*100

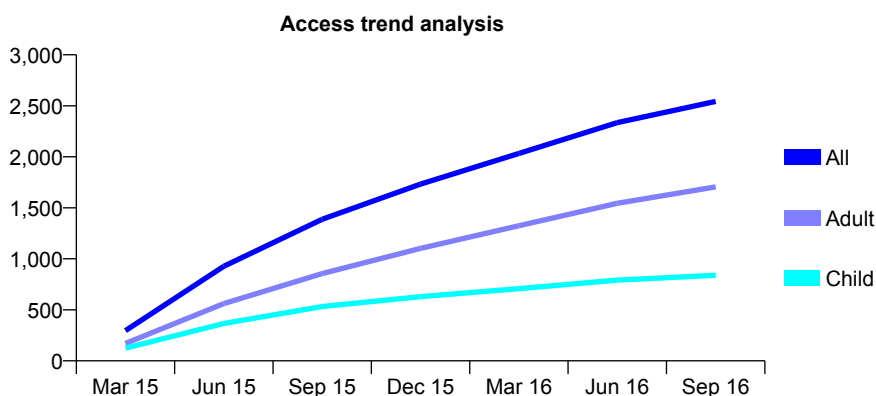
Q62 - Vital Signs At a Glance Contract Report for 679259/0001 - September 2016

Name or company name	MISS S MOVAHEDI
Contract type name	GDS Contract
Purpose of contract	General
Contract start date	01/02/2015
Contract end date	

16/17 Contracted general activity (UDA)	5,094
Carry forward general activity (UDA)	0
16/17 Contracted orthodontic activity (UOA)	0
Carry forward orthodontic activity (UOA)	0
Baseline contract value	£171,303.60

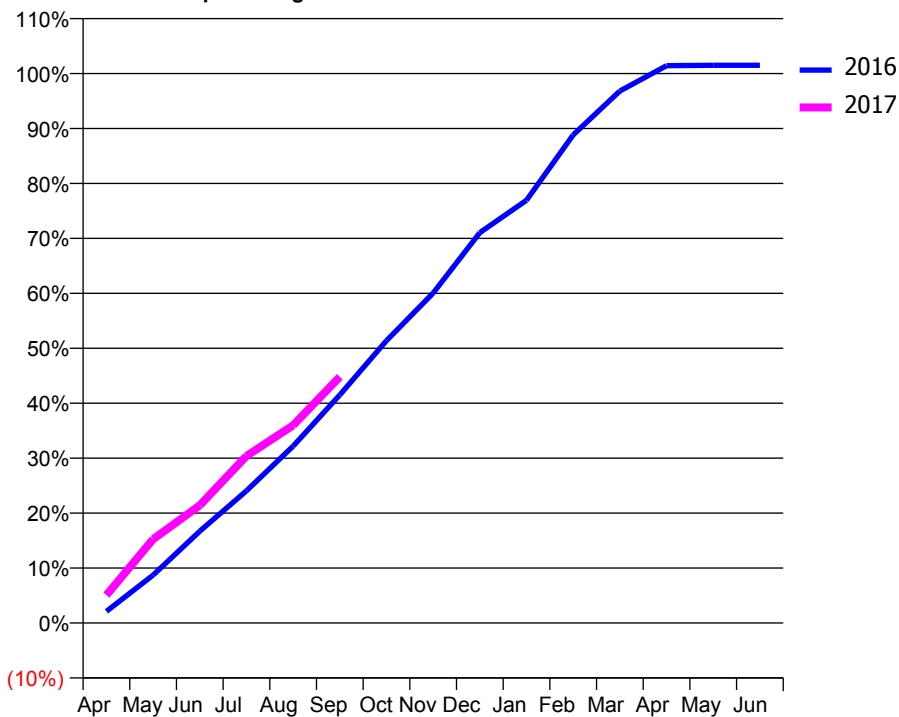
ACCESS*

Patients seen in 24 months	Total	Change since previous quarter
Quarter ending September 2015	1,388	
Quarter ending December 2015	1,733	↑
Quarter ending March 2016	2,033	↑
Quarter ending June 2016	2,335	↑
Quarter ending September 2016	2,543	↑
Variance since September 2015	83.2%	↑



ACTIVITY

Cumulative percentage of contracted UDA delivered 2016 & 2017



Adjusted Scheduled Activity (UDA)

Month	2016	2017
April	108	259
May	444	776
June	851	1,090
July	1,226	1,549
August	1,640	1,833
September	2,115	2,283
October	2,617	
November	3,058	
December	3,619	
January	3,920	
February	4,525	
March	4,932	
April	5,167	
May	5,171	
June	5,171	

QUALITY

	Quantity	Base Number	Contract	AT	Region	England
% of FP17s for the same patient ID Re-attending within 3 months - Children	50	592	8.4%	9.9%	11.8%	12.4%
% of FP17s for the same patient ID Re-attending within 3 months - Adults	133	983	13.5%	16.0%	17.1%	16.7%
% of FP17s for the same patient ID Re-attending between 3 & 9 months - Children	265	592	44.8%	45.4%	45.8%	57.4%
% of FP17s for the same patient ID Re-attending between 3 & 9 months - Adults	290	983	29.5%	37.0%	37.6%	50.5%
% of FP17s for Band 1 Urgent Courses	110	1,137	9.7%	11.0%	10.6%	9.1%
% of FP17s Relating to Free Repair or Replacements	1	1,137	0.1%	0.6%	0.6%	0.8%
% of FP17s Relating to Continuations	6	1,137	0.5%	0.7%	0.9%	1.3%
% of Patients satisfied with the dentistry they have received	6	8	N/A	90.9%	90.2%	93.2%
% of Patients satisfied with the time they had to wait for an appointment	7	8	N/A	83.8%	83.8%	89.0%

* This is based on patients treated on this contract for their most recent course of treatment. Figures in italics indicate the base number of FP17s or Patient Questionnaire responses are less than 100. N/A is shown where the base number of responses is less than 10 during the period. % is calculated as Quantity/Base number*100

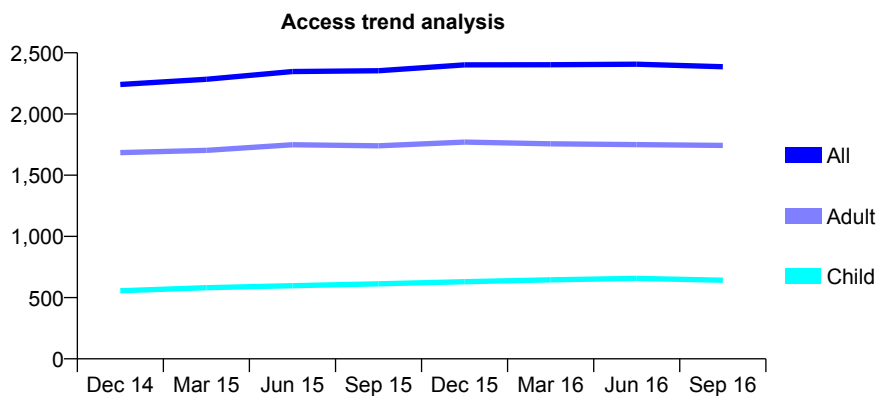
Q62 - Vital Signs At a Glance Contract Report for 679569/0001 - September 2016

Name or company name	MR A AGHABABAEI-KACHOUEI
Contract type name	GDS Contract
Purpose of contract	General
Contract start date	01/04/2006
Contract end date	

16/17 Contracted general activity (UDA)	7,475
Carry forward general activity (UDA)	191
16/17 Contracted orthodontic activity (UOA)	0
Carry forward orthodontic activity (UOA)	0
Baseline contract value	£275,877.77

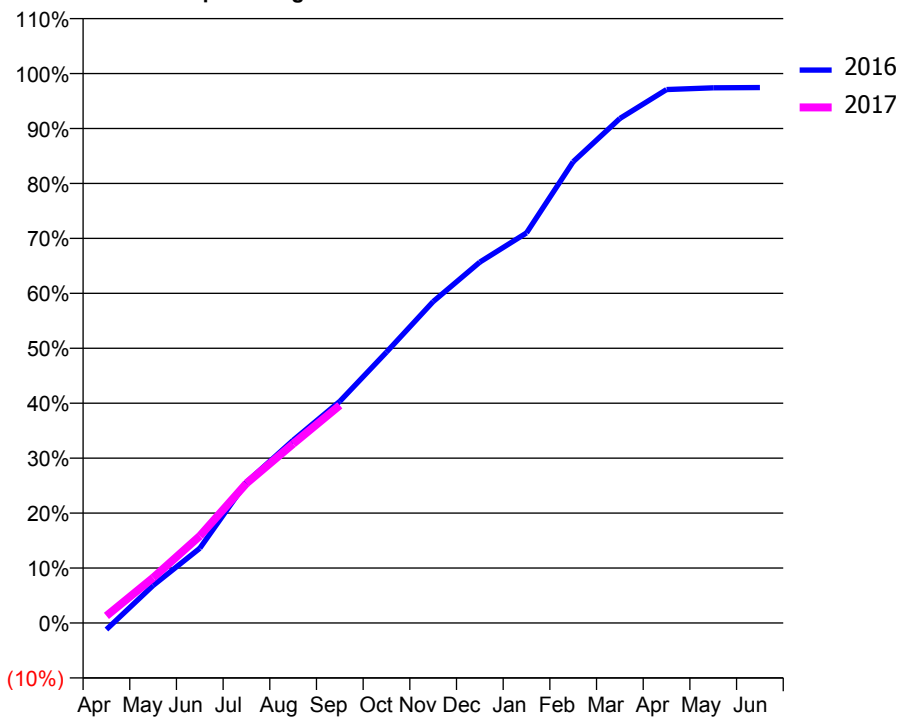
ACCESS*

Patients seen in 24 months	Total	Change since previous quarter
Quarter ending September 2015	2,353	
Quarter ending December 2015	2,401	↑
Quarter ending March 2016	2,402	→
Quarter ending June 2016	2,407	→
Quarter ending September 2016	2,386	→
Variance since September 2015	1.4%	→



ACTIVITY

Cumulative percentage of contracted UDA delivered 2016 & 2017



Month	Adjusted Scheduled Activity (UDA)	
	2016	2017
April	-90	98
May	511	615
June	1,016	1,184
July	1,914	1,901
August	2,487	2,437
September	3,016	2,961
October	3,685	
November	4,373	
December	4,910	
January	5,306	
February	6,276	
March	6,864	
April	7,257	
May	7,281	
June	7,284	

QUALITY

	Quantity	Base Number	Contract	AT	Region	England
% of FP17s for the same patient ID Re-attending within 3 months - Children	21	338	6.2%	9.9%	11.8%	12.4%
% of FP17s for the same patient ID Re-attending within 3 months - Adults	90	757	11.9%	16.0%	17.1%	16.7%
% of FP17s for the same patient ID Re-attending between 3 & 9 months - Children	115	338	34.0%	45.4%	45.8%	57.4%
% of FP17s for the same patient ID Re-attending between 3 & 9 months - Adults	190	757	25.1%	37.0%	37.6%	50.5%
% of FP17s for Band 1 Urgent Courses	71	953	7.5%	11.0%	10.6%	9.1%
% of FP17s Relating to Free Repair or Replacements	0	953	0.0%	0.6%	0.6%	0.8%
% of FP17s Relating to Continuations	18	953	1.9%	0.7%	0.9%	1.3%
% of Patients satisfied with the dentistry they have received	1	2	N/A	90.9%	90.2%	93.2%
% of Patients satisfied with the time they had to wait for an appointment	1	2	N/A	83.8%	83.8%	89.0%

* This is based on patients treated on this contract for their most recent course of treatment. Figures in italics indicate the base number of FP17s or Patient Questionnaire responses are less than 100. N/A is shown where the base number of responses is less than 10 during the period. % is calculated as Quantity/Base number*100

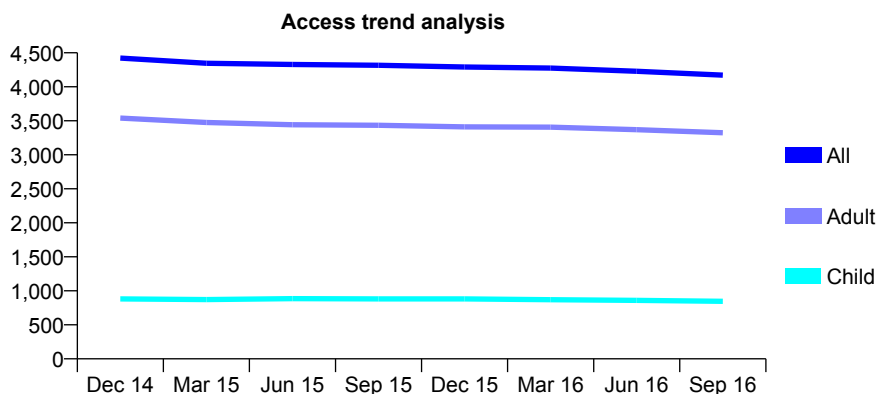
Q62 - Vital Signs At a Glance Contract Report for 686166/0001 - September 2016

Name or company name	MR R BAREZ
Contract type name	GDS Contract
Purpose of contract	General
Contract start date	01/12/2009
Contract end date	

16/17 Contracted general activity (UDA)	13,132
Carry forward general activity (UDA)	0
16/17 Contracted orthodontic activity (UOA)	0
Carry forward orthodontic activity (UOA)	0
Baseline contract value	£293,054.52

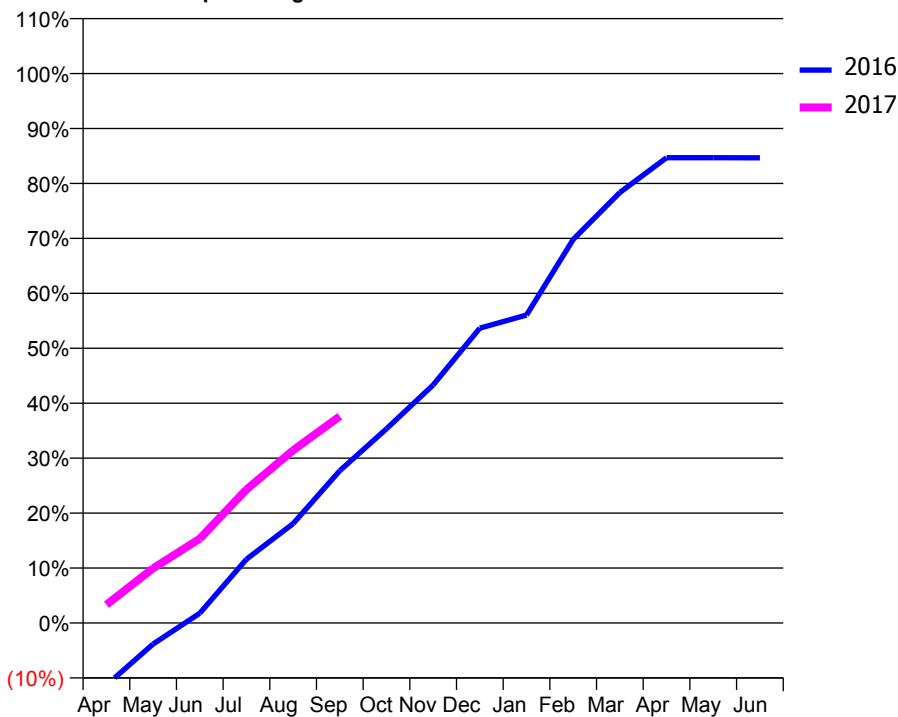
ACCESS*

Patients seen in 24 months	Total	Change since previous quarter
Quarter ending September 2015	4,316	
Quarter ending December 2015	4,292	→
Quarter ending March 2016	4,276	→
Quarter ending June 2016	4,229	↓
Quarter ending September 2016	4,171	↓
Variance since September 2015	(3.4%)	↓



ACTIVITY

Cumulative percentage of contracted UDA delivered 2016 & 2017



Month	Adjusted Scheduled Activity (UDA)	
	2016	2017
April	-1,487	438
May	-504	1,307
June	233	2,017
July	1,526	3,192
August	2,376	4,127
September	3,641	4,942
October	4,640	
November	5,690	
December	7,047	
January	7,360	
February	9,168	
March	10,287	
April	11,120	
May	11,121	
June	11,117	

QUALITY

	Quantity	Base Number	Contract	AT	Region	England
% of FP17s for the same patient ID Re-attending within 3 months - Children	26	538	4.8%	9.9%	11.8%	12.4%
% of FP17s for the same patient ID Re-attending within 3 months - Adults	318	2,084	15.3%	16.0%	17.1%	16.7%
% of FP17s for the same patient ID Re-attending between 3 & 9 months - Children	303	538	56.3%	45.4%	45.8%	57.4%
% of FP17s for the same patient ID Re-attending between 3 & 9 months - Adults	1,084	2,084	52.0%	37.0%	37.6%	50.5%
% of FP17s for Band 1 Urgent Courses	248	2,280	10.9%	11.0%	10.6%	9.1%
% of FP17s Relating to Free Repair or Replacements	28	2,280	1.2%	0.6%	0.6%	0.8%
% of FP17s Relating to Continuations	43	2,280	1.9%	0.7%	0.9%	1.3%
% of Patients satisfied with the dentistry they have received	9	9	N/A	90.9%	90.2%	93.2%
% of Patients satisfied with the time they had to wait for an appointment	6	9	N/A	83.8%	83.8%	89.0%

* This is based on patients treated on this contract for their most recent course of treatment. Figures in italics indicate the base number of FP17s or Patient Questionnaire responses are less than 100. N/A is shown where the base number of responses is less than 10 during the period. % is calculated as Quantity/Base number*100

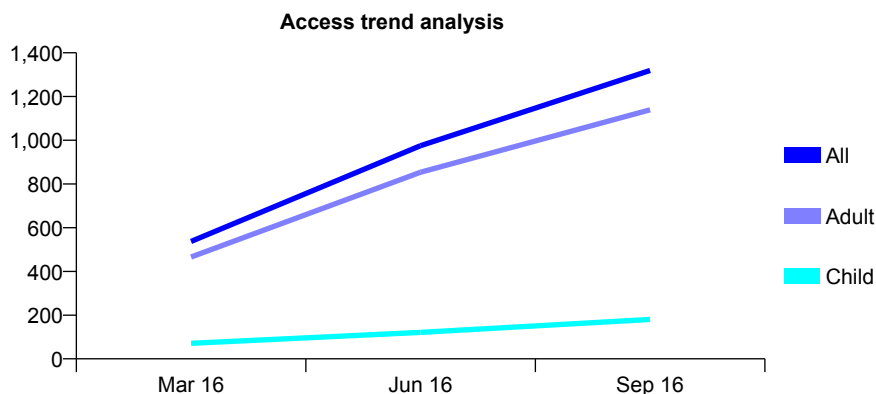
Q62 - Vital Signs At a Glance Contract Report for 686166/0002 - September 2016

Name or company name	MR R BAREZ
Contract type name	GDS Contract
Purpose of contract	General
Contract start date	01/12/2015
Contract end date	

16/17 Contracted general activity (UDA)	5,771
Carry forward general activity (UDA)	0
16/17 Contracted orthodontic activity (UOA)	0
Carry forward orthodontic activity (UOA)	0
Baseline contract value	£169,353.53

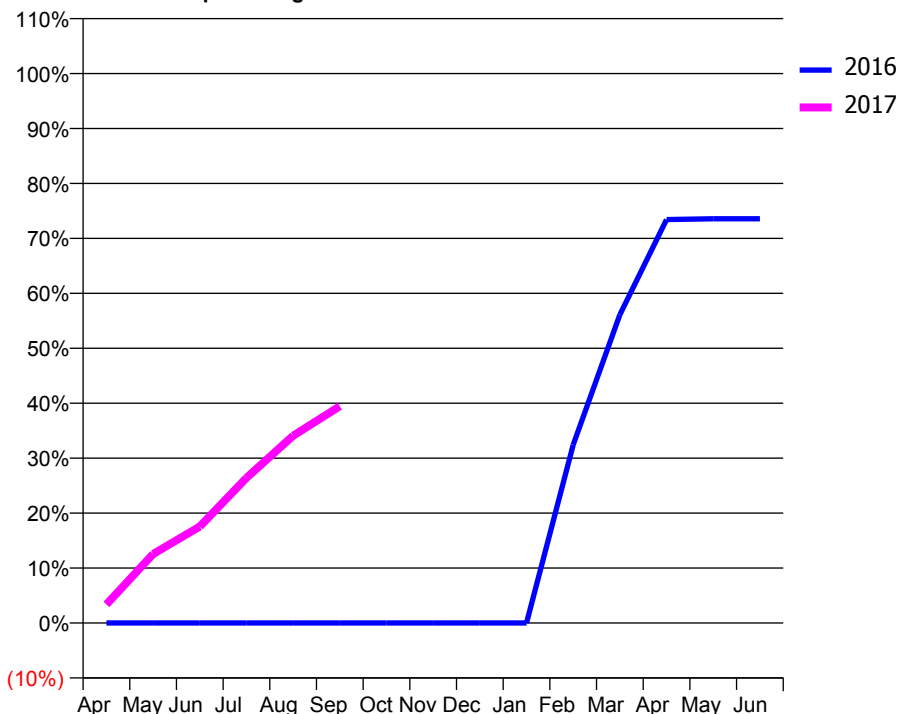
ACCESS*

Patients seen in 24 months	Total	Change since previous quarter
Quarter ending September 2015	0	
Quarter ending December 2015	0	
Quarter ending March 2016	537	
Quarter ending June 2016	975	↑
Quarter ending September 2016	1,319	↑
Variance since September 2015	N/A	



ACTIVITY

Cumulative percentage of contracted UDA delivered 2016 & 2017



Adjusted Scheduled Activity (UDA)

Month	2016	2017
April	0	195
May	0	725
June	0	1,013
July	0	1,524
August	0	1,967
September	0	2,276
October	0	
November	0	
December	0	
January	0	
February	624	
March	1,080	
April	1,413	
May	1,416	
June	1,416	

QUALITY

	Quantity	Base Number	Contract	AT	Region	England
% of FP17s for the same patient ID Re-attending within 3 months - Children	6	165	3.6%	9.9%	11.8%	12.4%
% of FP17s for the same patient ID Re-attending within 3 months - Adults	127	976	13.0%	16.0%	17.1%	16.7%
% of FP17s for the same patient ID Re-attending between 3 & 9 months - Children	23	165	13.9%	45.4%	45.8%	57.4%
% of FP17s for the same patient ID Re-attending between 3 & 9 months - Adults	143	976	14.7%	37.0%	37.6%	50.5%
% of FP17s for Band 1 Urgent Courses	62	1,006	6.2%	11.0%	10.6%	9.1%
% of FP17s Relating to Free Repair or Replacements	9	1,006	0.9%	0.6%	0.6%	0.8%
% of FP17s Relating to Continuations	44	1,006	4.4%	0.7%	0.9%	1.3%
% of Patients satisfied with the dentistry they have received	0	0	N/A	90.9%	90.2%	93.2%
% of Patients satisfied with the time they had to wait for an appointment	0	0	N/A	83.8%	83.8%	89.0%

* This is based on patients treated on this contract for their most recent course of treatment. Figures in italics indicate the base number of FP17s or Patient Questionnaire responses are less than 100. N/A is shown where the base number of responses is less than 10 during the period. % is calculated as Quantity/Base number*100

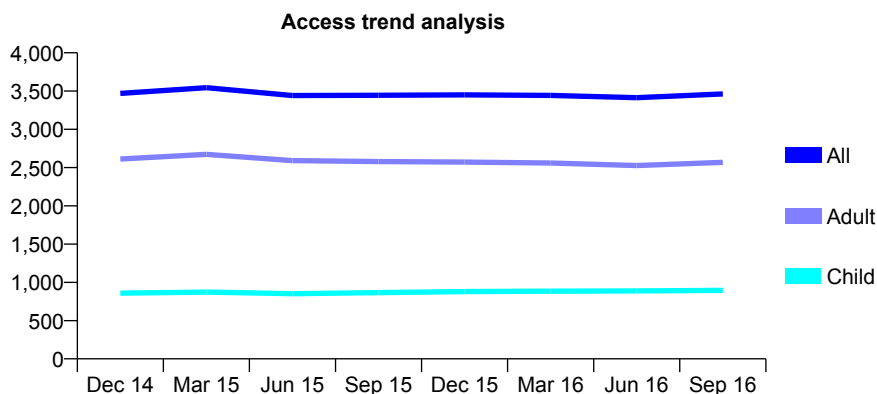
Q62 - Vital Signs At a Glance Contract Report for 691070/0001 - September 2016

Name or company name	MR H EZZATI-NIK
Contract type name	GDS Contract
Purpose of contract	General
Contract start date	31/10/2008
Contract end date	

16/17 Contracted general activity (UDA)	11,718
Carry forward general activity (UDA)	756
16/17 Contracted orthodontic activity (UOA)	0
Carry forward orthodontic activity (UOA)	0
Baseline contract value	£319,696.50

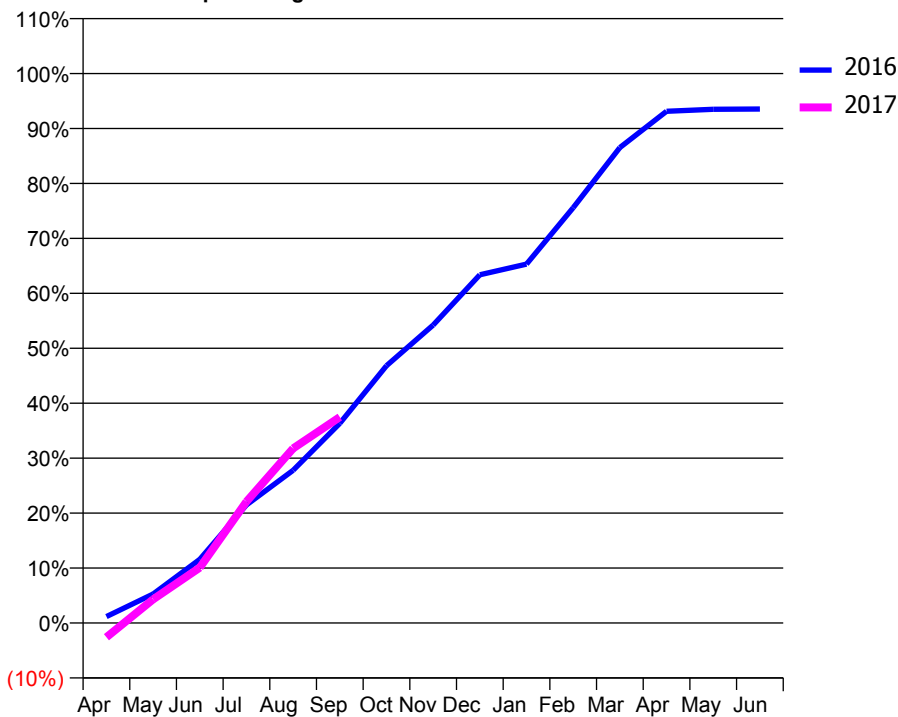
ACCESS*

Patients seen in 24 months	Total	Change since previous quarter
Quarter ending September 2015	3,445	
Quarter ending December 2015	3,450	→
Quarter ending March 2016	3,443	→
Quarter ending June 2016	3,414	→
Quarter ending September 2016	3,463	→
Variance since September 2015	0.5%	→



ACTIVITY

Cumulative percentage of contracted UDA delivered 2016 & 2017



Month	Adjusted Scheduled Activity (UDA)	
	2016	2017
April	138	-306
May	618	504
June	1,358	1,182
July	2,518	2,589
August	3,257	3,723
September	4,259	4,391
October	5,486	
November	6,353	
December	7,425	
January	7,655	
February	8,858	
March	10,140	
April	10,913	
May	10,955	
June	10,962	

QUALITY

	Quantity	Base Number	Contract	AT	Region	England
% of FP17s for the same patient ID Re-attending within 3 months - Children	15	494	3.0%	9.9%	11.8%	12.4%
% of FP17s for the same patient ID Re-attending within 3 months - Adults	119	1,300	9.2%	16.0%	17.1%	16.7%
% of FP17s for the same patient ID Re-attending between 3 & 9 months - Children	205	494	41.5%	45.4%	45.8%	57.4%
% of FP17s for the same patient ID Re-attending between 3 & 9 months - Adults	441	1,300	33.9%	37.0%	37.6%	50.5%
% of FP17s for Band 1 Urgent Courses	45	1,514	3.0%	11.0%	10.6%	9.1%
% of FP17s Relating to Free Repair or Replacements	1	1,514	0.1%	0.6%	0.6%	0.8%
% of FP17s Relating to Continuations	1	1,514	0.1%	0.7%	0.9%	1.3%
% of Patients satisfied with the dentistry they have received	3	3	N/A	90.9%	90.2%	93.2%
% of Patients satisfied with the time they had to wait for an appointment	2	3	N/A	83.8%	83.8%	89.0%

* This is based on patients treated on this contract for their most recent course of treatment. Figures in italics indicate the base number of FP17s or Patient Questionnaire responses are less than 100. N/A is shown where the base number of responses is less than 10 during the period. % is calculated as Quantity/Base number*100

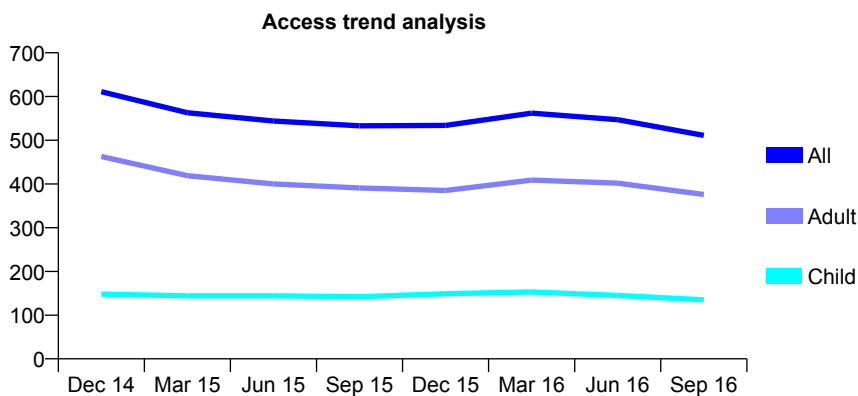
Q62 - Vital Signs At a Glance Contract Report for 692301/0001 - September 2016

Name or company name	MR A VUCETIC
Contract type name	GDS Contract
Purpose of contract	General
Contract start date	01/06/2008
Contract end date	

16/17 Contracted general activity (UDA)	1,525
Carry forward general activity (UDA)	0
16/17 Contracted orthodontic activity (UOA)	0
Carry forward orthodontic activity (UOA)	0
Baseline contract value	£42,761.05

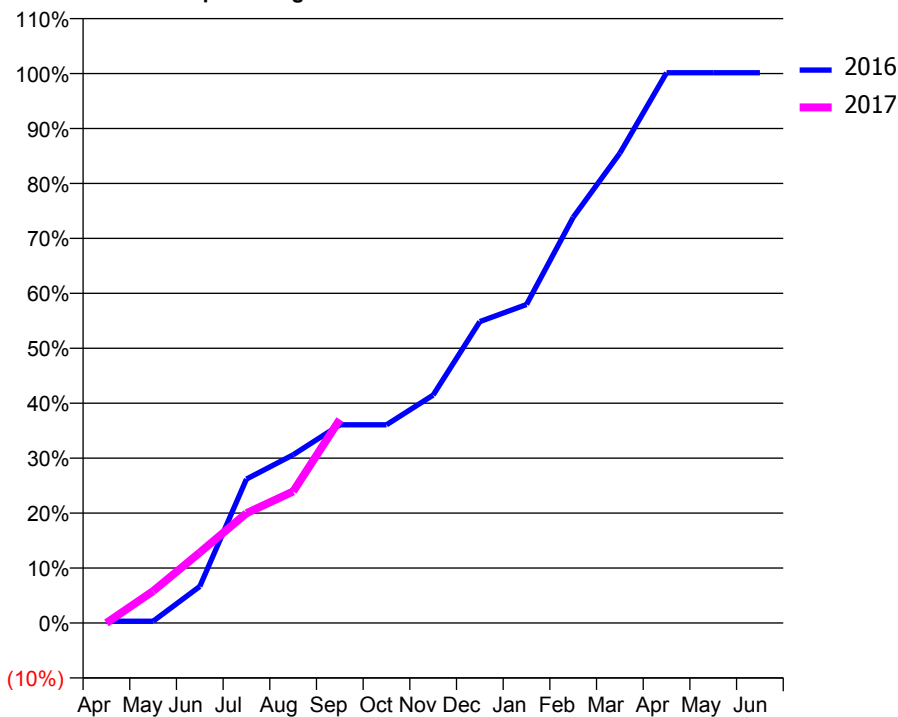
ACCESS*

Patients seen in 24 months	Total	Change since previous quarter
Quarter ending September 2015	533	
Quarter ending December 2015	534	→
Quarter ending March 2016	562	↑
Quarter ending June 2016	547	↓
Quarter ending September 2016	511	↓
Variance since September 2015	(4.1%)	↓



ACTIVITY

Cumulative percentage of contracted UDA delivered 2016 & 2017



Month	Adjusted Scheduled Activity (UDA)	
	2016	2017
April	5	0
May	5	89
June	102	196
July	400	305
August	467	365
September	550	565
October	550	
November	633	
December	837	
January	884	
February	1,126	
March	1,304	
April	1,527	
May	1,527	
June	1,527	

QUALITY

	Quantity	Base Number	Contract	AT	Region	England
% of FP17s for the same patient ID Re-attending within 3 months - Children	4	48	8.3%	9.9%	11.8%	12.4%
% of FP17s for the same patient ID Re-attending within 3 months - Adults	64	199	32.2%	16.0%	17.1%	16.7%
% of FP17s for the same patient ID Re-attending between 3 & 9 months - Children	16	48	33.3%	45.4%	45.8%	57.4%
% of FP17s for the same patient ID Re-attending between 3 & 9 months - Adults	39	199	19.6%	37.0%	37.6%	50.5%
% of FP17s for Band 1 Urgent Courses	14	192	7.3%	11.0%	10.6%	9.1%
% of FP17s Relating to Free Repair or Replacements	5	192	2.6%	0.6%	0.6%	0.8%
% of FP17s Relating to Continuations	7	192	3.6%	0.7%	0.9%	1.3%
% of Patients satisfied with the dentistry they have received	1	1	N/A	90.9%	90.2%	93.2%
% of Patients satisfied with the time they had to wait for an appointment	1	1	N/A	83.8%	83.8%	89.0%

* This is based on patients treated on this contract for their most recent course of treatment. Figures in italics indicate the base number of FP17s or Patient Questionnaire responses are less than 100. N/A is shown where the base number of responses is less than 10 during the period. % is calculated as Quantity/Base number*100

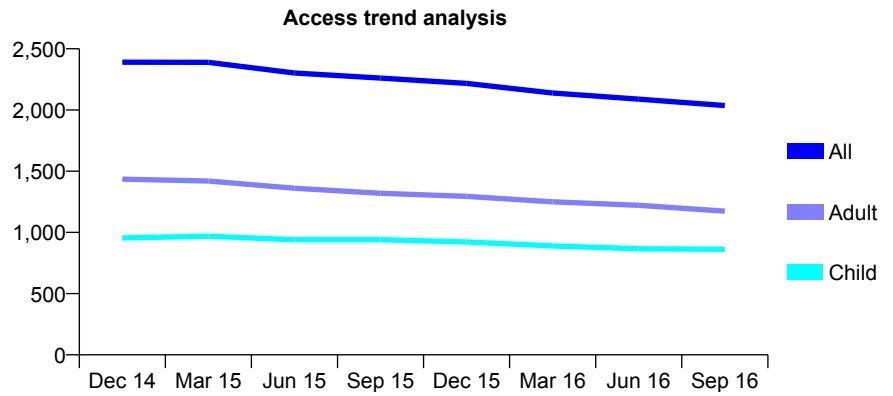
Q62 - Vital Signs At a Glance Contract Report for 695491/0001 - September 2016

Name or company name	MR S KALIRAI
Contract type name	PDS Contract
Purpose of contract	General
Contract start date	21/05/2009
Contract end date	20/05/2019

16/17 Contracted general activity (UDA)	7,598
Carry forward general activity (UDA)	281
16/17 Contracted orthodontic activity (UOA)	0
Carry forward orthodontic activity (UOA)	0
Baseline contract value	£218,170.83

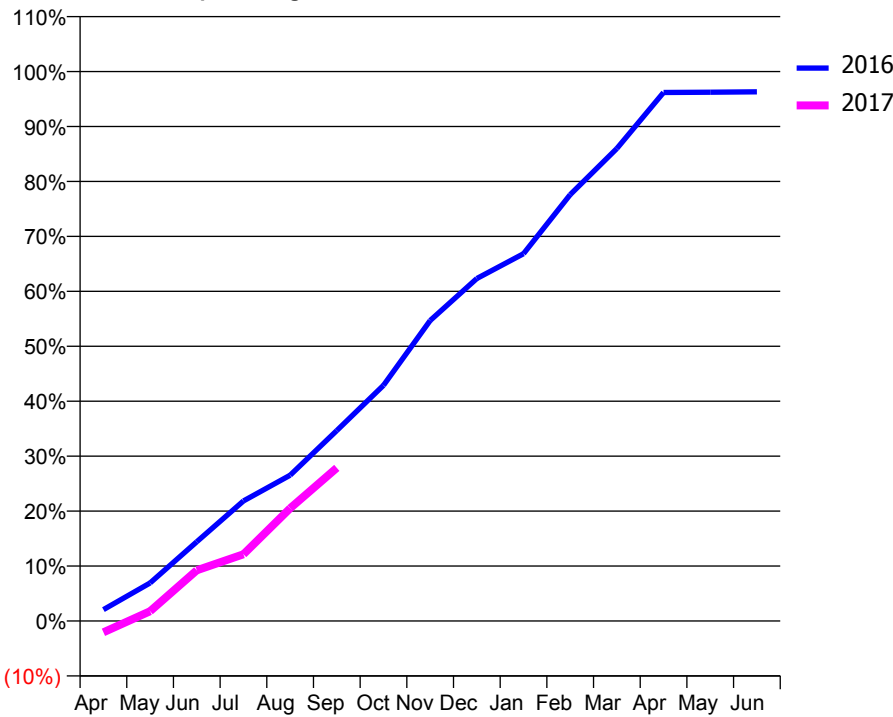
ACCESS*

Patients seen in 24 months	Total	Change since previous quarter
Quarter ending September 2015	2,261	
Quarter ending December 2015	2,217	↓
Quarter ending March 2016	2,139	↓
Quarter ending June 2016	2,089	↓
Quarter ending September 2016	2,036	↓
Variance since September 2015	(10.0%)	↓



ACTIVITY

Cumulative percentage of contracted UDA delivered 2016 & 2017



Month	Adjusted Scheduled Activity (UDA)	
	2016	2017
April	157	-158
May	527	136
June	1,096	702
July	1,660	923
August	2,017	1,559
September	2,635	2,118
October	3,258	
November	4,155	
December	4,735	
January	5,079	
February	5,896	
March	6,533	
April	7,309	
May	7,312	
June	7,317	

QUALITY

	Quantity	Base Number	Contract	AT	Region	England
% of FP17s for the same patient ID Re-attending within 3 months - Children	70	762	9.2%	9.9%	11.8%	12.4%
% of FP17s for the same patient ID Re-attending within 3 months - Adults	138	750	18.4%	16.0%	17.1%	16.7%
% of FP17s for the same patient ID Re-attending between 3 & 9 months - Children	479	762	62.9%	45.4%	45.8%	57.4%
% of FP17s for the same patient ID Re-attending between 3 & 9 months - Adults	392	750	52.3%	37.0%	37.6%	50.5%
% of FP17s for Band 1 Urgent Courses	126	1,135	11.1%	11.0%	10.6%	9.1%
% of FP17s Relating to Free Repair or Replacements	18	1,135	1.6%	0.6%	0.6%	0.8%
% of FP17s Relating to Continuations	7	1,135	0.6%	0.7%	0.9%	1.3%
% of Patients satisfied with the dentistry they have received	8	9	N/A	90.9%	90.2%	93.2%
% of Patients satisfied with the time they had to wait for an appointment	9	9	N/A	83.8%	83.8%	89.0%

* This is based on patients treated on this contract for their most recent course of treatment. Figures in italics indicate the base number of FP17s or Patient Questionnaire responses are less than 100. N/A is shown where the base number of responses is less than 10 during the period. % is calculated as Quantity/Base number*100

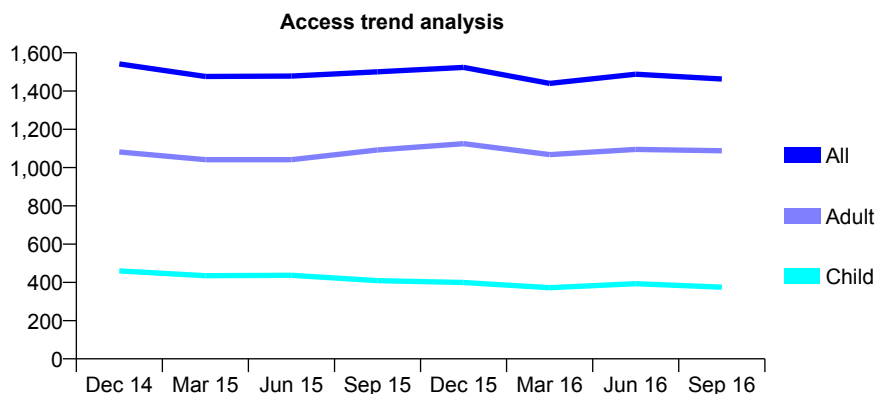
Q62 - Vital Signs At a Glance Contract Report for 725897/0001 - September 2016

Name or company name	MR PU SHAH
Contract type name	GDS Contract
Purpose of contract	General
Contract start date	01/04/2006
Contract end date	

16/17 Contracted general activity (UDA)	6,244
Carry forward general activity (UDA)	0
16/17 Contracted orthodontic activity (UOA)	0
Carry forward orthodontic activity (UOA)	0
Baseline contract value	£175,830.74

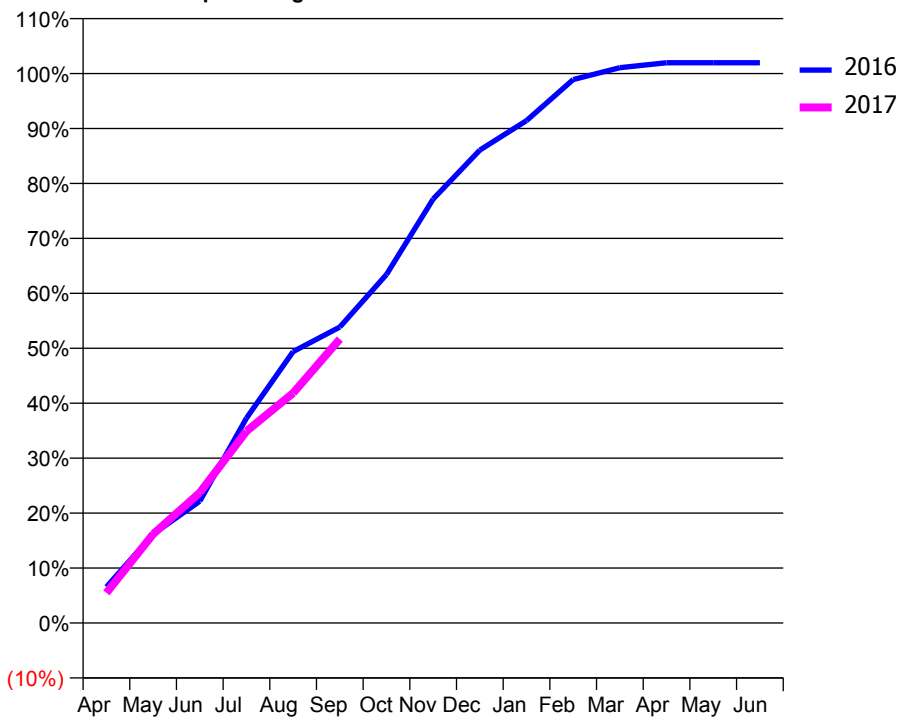
ACCESS*

Patients seen in 24 months	Total	Change since previous quarter
Quarter ending September 2015	1,501	
Quarter ending December 2015	1,524	→
Quarter ending March 2016	1,440	↓
Quarter ending June 2016	1,488	↑
Quarter ending September 2016	1,463	↓
Variance since September 2015	(2.5%)	↓



ACTIVITY

Cumulative percentage of contracted UDA delivered 2016 & 2017



Month	Adjusted Scheduled Activity (UDA)	
	2016	2017
April	409	344
May	1,010	1,010
June	1,385	1,481
July	2,329	2,180
August	3,085	2,614
September	3,363	3,227
October	3,960	
November	4,817	
December	5,373	
January	5,709	
February	6,176	
March	6,310	
April	6,366	
May	6,366	
June	6,366	

QUALITY

	Quantity	Base Number	Contract	AT	Region	England
% of FP17s for the same patient ID Re-attending within 3 months - Children	1	205	0.5%	9.9%	11.8%	12.4%
% of FP17s for the same patient ID Re-attending within 3 months - Adults	6	503	1.2%	16.0%	17.1%	16.7%
% of FP17s for the same patient ID Re-attending between 3 & 9 months - Children	5	205	2.4%	45.4%	45.8%	57.4%
% of FP17s for the same patient ID Re-attending between 3 & 9 months - Adults	31	503	6.2%	37.0%	37.6%	50.5%
% of FP17s for Band 1 Urgent Courses	35	685	5.1%	11.0%	10.6%	9.1%
% of FP17s Relating to Free Repair or Replacements	0	685	0.0%	0.6%	0.6%	0.8%
% of FP17s Relating to Continuations	0	685	0.0%	0.7%	0.9%	1.3%
% of Patients satisfied with the dentistry they have received	0	0	N/A	90.9%	90.2%	93.2%
% of Patients satisfied with the time they had to wait for an appointment	0	0	N/A	83.8%	83.8%	89.0%

* This is based on patients treated on this contract for their most recent course of treatment. Figures in italics indicate the base number of FP17s or Patient Questionnaire responses are less than 100. N/A is shown where the base number of responses is less than 10 during the period. % is calculated as Quantity/Base number*100

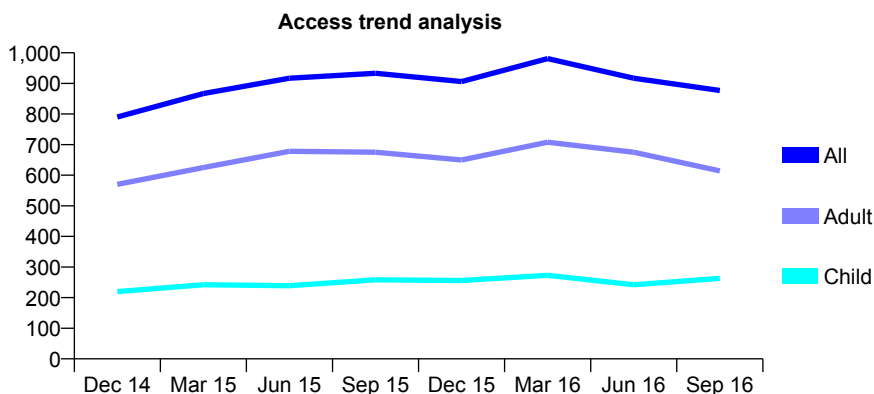
Q62 - Vital Signs At a Glance Contract Report for 725897/0003 - September 2016

Name or company name	MR PU SHAH
Contract type name	PDS Plus Contract
Purpose of contract	General
Contract start date	01/05/2013
Contract end date	31/03/2018

16/17 Contracted general activity (UDA)	3,000
Carry forward general activity (UDA)	0
16/17 Contracted orthodontic activity (UOA)	0
Carry forward orthodontic activity (UOA)	0
Baseline contract value	£73,560.26

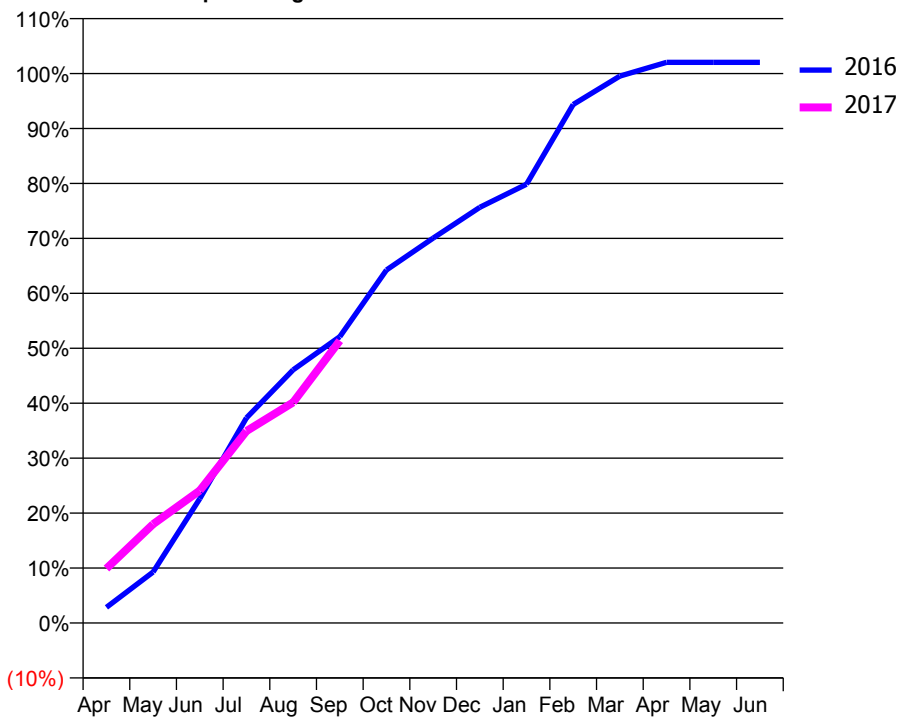
ACCESS*

Patients seen in 24 months	Total	Change since previous quarter
Quarter ending September 2015	933	
Quarter ending December 2015	906	↓
Quarter ending March 2016	981	↑
Quarter ending June 2016	917	↓
Quarter ending September 2016	877	↓
Variance since September 2015	(6.0%)	↓



ACTIVITY

Cumulative percentage of contracted UDA delivered 2016 & 2017



Adjusted Scheduled Activity (UDA)

Month	2016	2017
April	85	298
May	279	540
June	679	723
July	1,120	1,048
August	1,382	1,205
September	1,564	1,541
October	1,927	
November	2,102	
December	2,269	
January	2,396	
February	2,831	
March	2,986	
April	3,061	
May	3,061	
June	3,061	

QUALITY

	Quantity	Base Number	Contract	AT	Region	England
% of FP17s for the same patient ID Re-attending within 3 months - Children	1	169	0.6%	9.9%	11.8%	12.4%
% of FP17s for the same patient ID Re-attending within 3 months - Adults	5	335	1.5%	16.0%	17.1%	16.7%
% of FP17s for the same patient ID Re-attending between 3 & 9 months - Children	5	169	3.0%	45.4%	45.8%	57.4%
% of FP17s for the same patient ID Re-attending between 3 & 9 months - Adults	4	335	1.2%	37.0%	37.6%	50.5%
% of FP17s for Band 1 Urgent Courses	142	475	29.9%	11.0%	10.6%	9.1%
% of FP17s Relating to Free Repair or Replacements	0	475	0.0%	0.6%	0.6%	0.8%
% of FP17s Relating to Continuations	0	475	0.0%	0.7%	0.9%	1.3%
% of Patients satisfied with the dentistry they have received	2	2	N/A	90.9%	90.2%	93.2%
% of Patients satisfied with the time they had to wait for an appointment	2	2	N/A	83.8%	83.8%	89.0%

* This is based on patients treated on this contract for their most recent course of treatment. Figures in italics indicate the base number of FP17s or Patient Questionnaire responses are less than 100. N/A is shown where the base number of responses is less than 10 during the period. % is calculated as Quantity/Base number*100

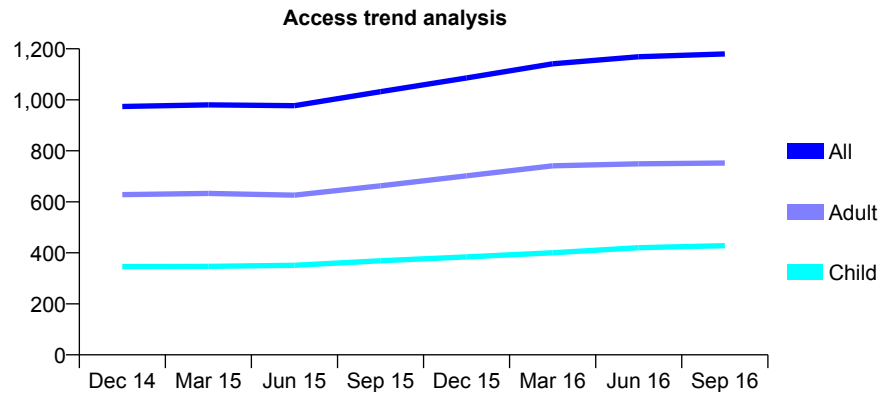
Q62 - Vital Signs At a Glance Contract Report for 725951/0001 - September 2016

Name or company name	MR AK JAIN
Contract type name	GDS Contract
Purpose of contract	General
Contract start date	01/04/2006
Contract end date	

16/17 Contracted general activity (UDA)	2,535
Carry forward general activity (UDA)	-51
16/17 Contracted orthodontic activity (UOA)	0
Carry forward orthodontic activity (UOA)	0
Baseline contract value	£62,400.25

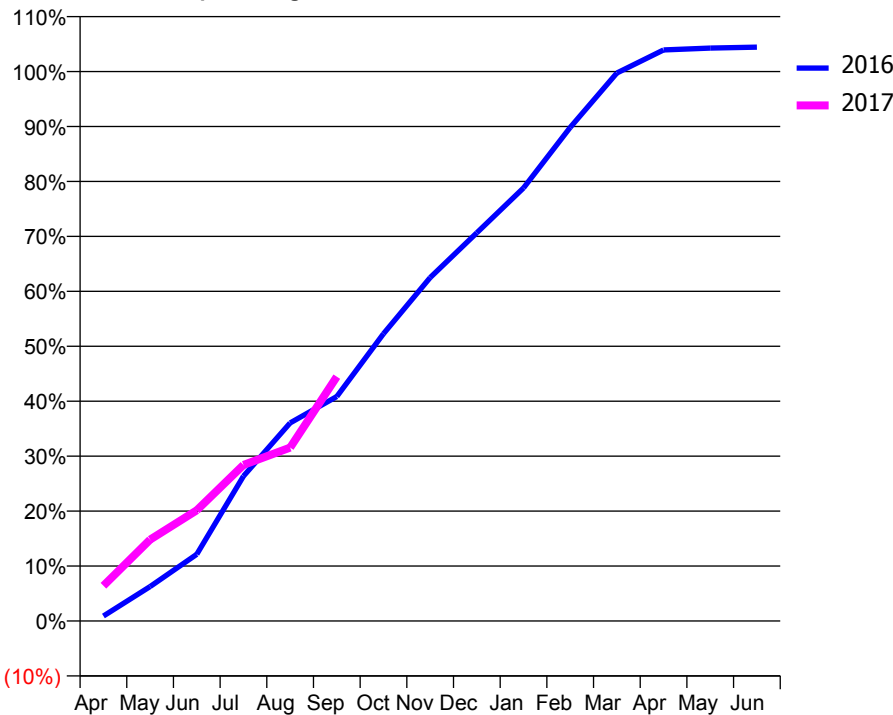
ACCESS*

Patients seen in 24 months	Total	Change since previous quarter
Quarter ending September 2015	1,032	
Quarter ending December 2015	1,086	↑
Quarter ending March 2016	1,141	↑
Quarter ending June 2016	1,169	↑
Quarter ending September 2016	1,180	→
Variance since September 2015	14.3%	↑



ACTIVITY

Cumulative percentage of contracted UDA delivered 2016 & 2017



Month	Adjusted Scheduled Activity (UDA)	
	2016	2017
April	23	163
May	159	375
June	308	511
July	668	720
August	914	800
September	1,036	1,127
October	1,326	
November	1,585	
December	1,791	
January	1,998	
February	2,277	
March	2,528	
April	2,634	
May	2,643	
June	2,647	

QUALITY

	Quantity	Base Number	Contract	AT	Region	England
% of FP17s for the same patient ID Re-attending within 3 months - Children	19	298	6.4%	9.9%	11.8%	12.4%
% of FP17s for the same patient ID Re-attending within 3 months - Adults	59	432	13.7%	16.0%	17.1%	16.7%
% of FP17s for the same patient ID Re-attending between 3 & 9 months - Children	181	298	60.7%	45.4%	45.8%	57.4%
% of FP17s for the same patient ID Re-attending between 3 & 9 months - Adults	207	432	47.9%	37.0%	37.6%	50.5%
% of FP17s for Band 1 Urgent Courses	46	650	7.1%	11.0%	10.6%	9.1%
% of FP17s Relating to Free Repair or Replacements	2	650	0.3%	0.6%	0.6%	0.8%
% of FP17s Relating to Continuations	1	650	0.2%	0.7%	0.9%	1.3%
% of Patients satisfied with the dentistry they have received	1	2	N/A	90.9%	90.2%	93.2%
% of Patients satisfied with the time they had to wait for an appointment	2	2	N/A	83.8%	83.8%	89.0%

* This is based on patients treated on this contract for their most recent course of treatment. Figures in italics indicate the base number of FP17s or Patient Questionnaire responses are less than 100. N/A is shown where the base number of responses is less than 10 during the period. % is calculated as Quantity/Base number*100

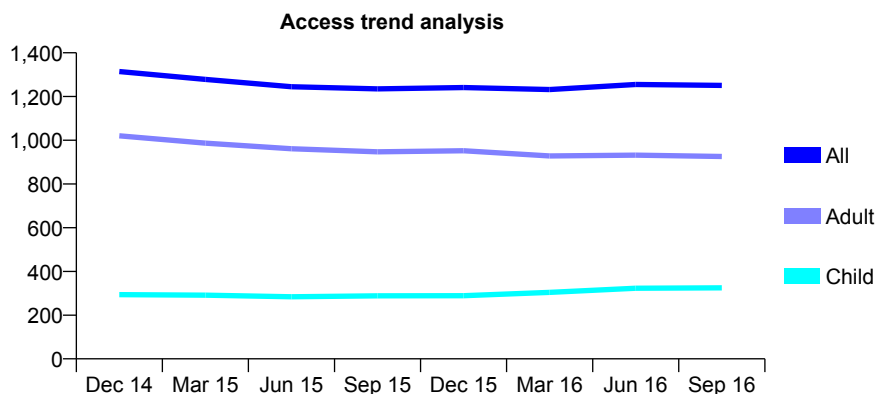
Q62 - Vital Signs At a Glance Contract Report for 730572/0001 - September 2016

Name or company name	MR DL MODHA
Contract type name	GDS Contract
Purpose of contract	General
Contract start date	01/04/2006
Contract end date	

16/17 Contracted general activity (UDA)	4,022
Carry forward general activity (UDA)	-62
16/17 Contracted orthodontic activity (UOA)	0
Carry forward orthodontic activity (UOA)	0
Baseline contract value	£101,232.98

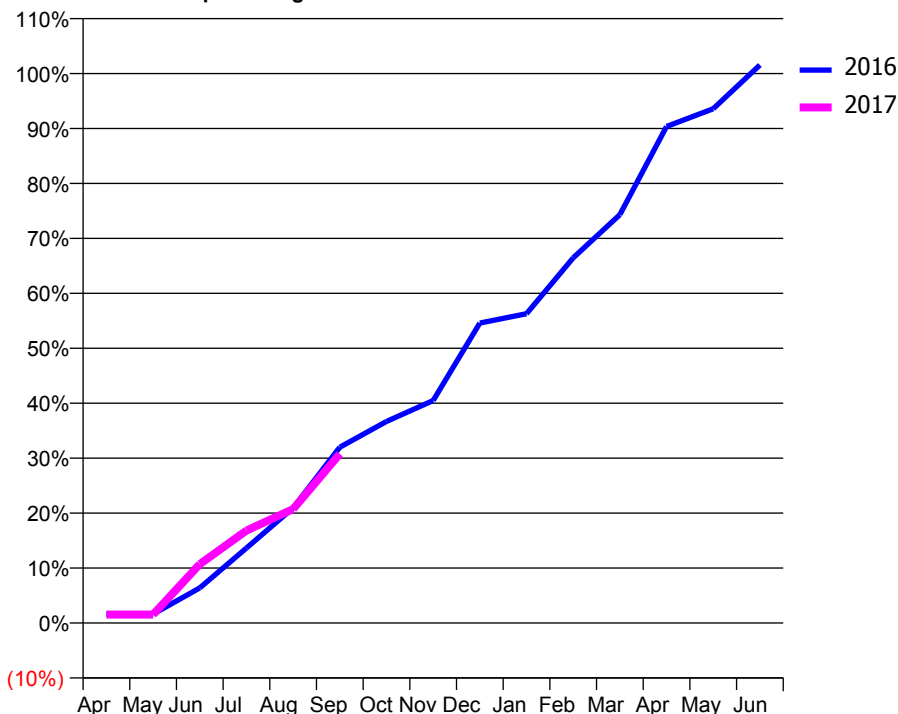
ACCESS*

Patients seen in 24 months	Total	Change since previous quarter
Quarter ending September 2015	1,235	
Quarter ending December 2015	1,241	→
Quarter ending March 2016	1,232	→
Quarter ending June 2016	1,255	→
Quarter ending September 2016	1,251	→
Variance since September 2015	1.3%	→



ACTIVITY

Cumulative percentage of contracted UDA delivered 2016 & 2017



Adjusted Scheduled Activity (UDA)

Month	2016	2017
April	65	62
May	65	62
June	257	431
July	549	677
August	843	834
September	1,287	1,238
October	1,475	
November	1,628	
December	2,196	
January	2,263	
February	2,672	
March	2,989	
April	3,634	
May	3,764	
June	4,084	

QUALITY

	Quantity	Base Number	Contract	AT	Region	England
% of FP17s for the same patient ID Re-attending within 3 months - Children	10	183	5.5%	9.9%	11.8%	12.4%
% of FP17s for the same patient ID Re-attending within 3 months - Adults	72	548	13.1%	16.0%	17.1%	16.7%
% of FP17s for the same patient ID Re-attending between 3 & 9 months - Children	34	183	18.6%	45.4%	45.8%	57.4%
% of FP17s for the same patient ID Re-attending between 3 & 9 months - Adults	168	548	30.7%	37.0%	37.6%	50.5%
% of FP17s for Band 1 Urgent Courses	48	430	11.2%	11.0%	10.6%	9.1%
% of FP17s Relating to Free Repair or Replacements	1	430	0.2%	0.6%	0.6%	0.8%
% of FP17s Relating to Continuations	0	430	0.0%	0.7%	0.9%	1.3%
% of Patients satisfied with the dentistry they have received	2	2	N/A	90.9%	90.2%	93.2%
% of Patients satisfied with the time they had to wait for an appointment	2	2	N/A	83.8%	83.8%	89.0%

* This is based on patients treated on this contract for their most recent course of treatment. Figures in italics indicate the base number of FP17s or Patient Questionnaire responses are less than 100. N/A is shown where the base number of responses is less than 10 during the period. % is calculated as Quantity/Base number*100

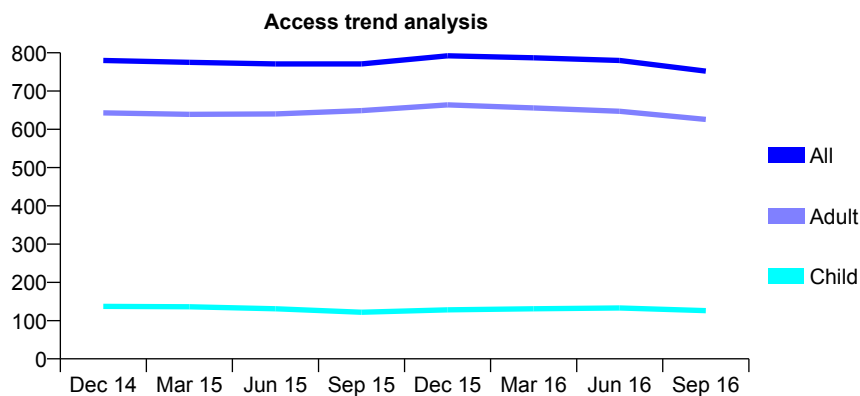
Q62 - Vital Signs At a Glance Contract Report for 736090/0001 - September 2016

Name or company name	MR AW KACZMARSKI
Contract type name	GDS Contract
Purpose of contract	General
Contract start date	01/04/2006
Contract end date	

16/17 Contracted general activity (UDA)	2,282
Carry forward general activity (UDA)	17
16/17 Contracted orthodontic activity (UOA)	0
Carry forward orthodontic activity (UOA)	0
Baseline contract value	£56,742.41

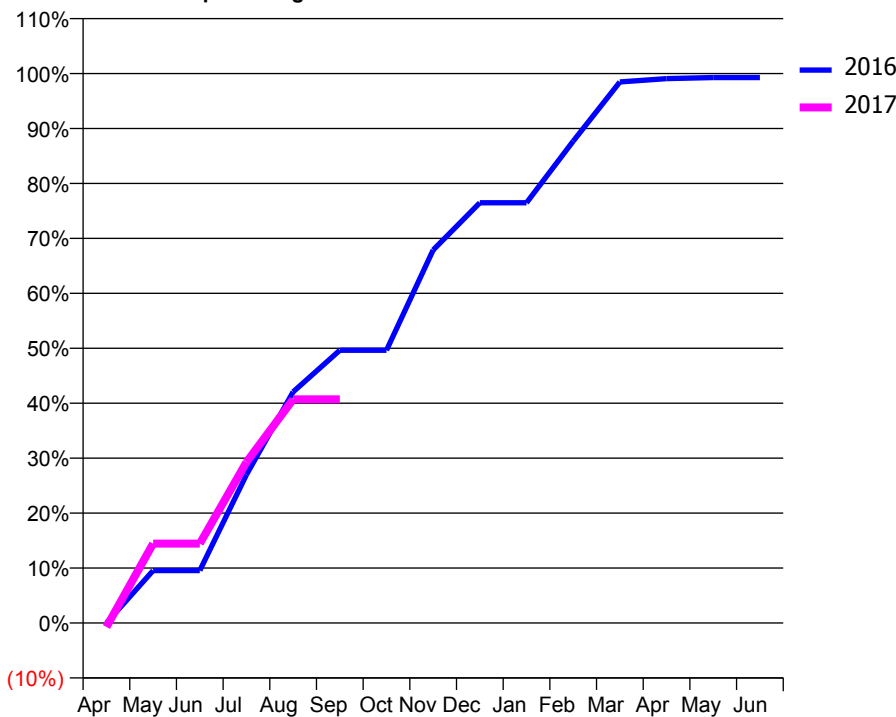
ACCESS*

Patients seen in 24 months	Total	Change since previous quarter
Quarter ending September 2015	771	
Quarter ending December 2015	792	↑
Quarter ending March 2016	787	→
Quarter ending June 2016	780	→
Quarter ending September 2016	752	↓
Variance since September 2015	(2.5%)	↓



ACTIVITY

Cumulative percentage of contracted UDA delivered 2016 & 2017



Adjusted Scheduled Activity (UDA)

Month	2016	2017
April	0	-17
May	218	330
June	218	330
July	616	668
August	960	929
September	1,133	929
October	1,133	
November	1,549	
December	1,745	
January	1,745	
February	2,001	
March	2,247	
April	2,261	
May	2,265	
June	2,265	

QUALITY

	Quantity	Base Number	Contract	AT	Region	England
% of FP17s for the same patient ID Re-attending within 3 months - Children	2	56	3.6%	9.9%	11.8%	12.4%
% of FP17s for the same patient ID Re-attending within 3 months - Adults	23	271	8.5%	16.0%	17.1%	16.7%
% of FP17s for the same patient ID Re-attending between 3 & 9 months - Children	14	56	25.0%	45.4%	45.8%	57.4%
% of FP17s for the same patient ID Re-attending between 3 & 9 months - Adults	102	271	37.6%	37.0%	37.6%	50.5%
% of FP17s for Band 1 Urgent Courses	0	322	0.0%	11.0%	10.6%	9.1%
% of FP17s Relating to Free Repair or Replacements	0	322	0.0%	0.6%	0.6%	0.8%
% of FP17s Relating to Continuations	4	322	1.2%	0.7%	0.9%	1.3%
% of Patients satisfied with the dentistry they have received	0	0	N/A	90.9%	90.2%	93.2%
% of Patients satisfied with the time they had to wait for an appointment	0	0	N/A	83.8%	83.8%	89.0%

* This is based on patients treated on this contract for their most recent course of treatment. Figures in italics indicate the base number of FP17s or Patient Questionnaire responses are less than 100. N/A is shown where the base number of responses is less than 10 during the period. % is calculated as Quantity/Base number*100

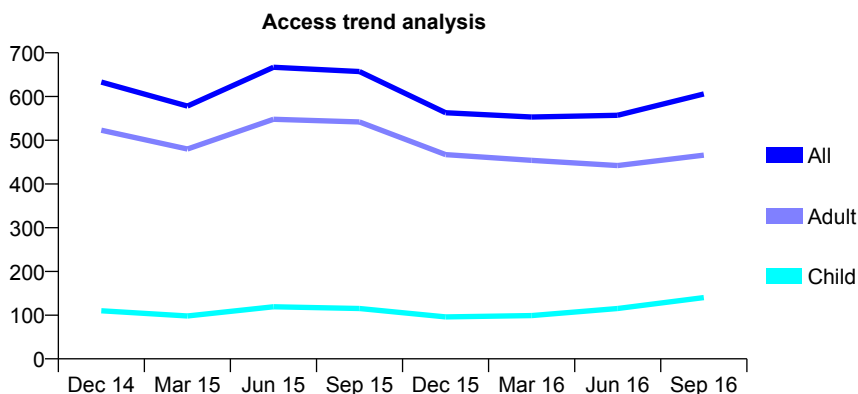
Q62 - Vital Signs At a Glance Contract Report for 739383/0001 - September 2016

Name or company name	MISS S NAGHIBI
Contract type name	GDS Contract
Purpose of contract	General
Contract start date	01/04/2011
Contract end date	

16/17 Contracted general activity (UDA)	2,399
Carry forward general activity (UDA)	0
16/17 Contracted orthodontic activity (UOA)	0
Carry forward orthodontic activity (UOA)	0
Baseline contract value	£88,020.74

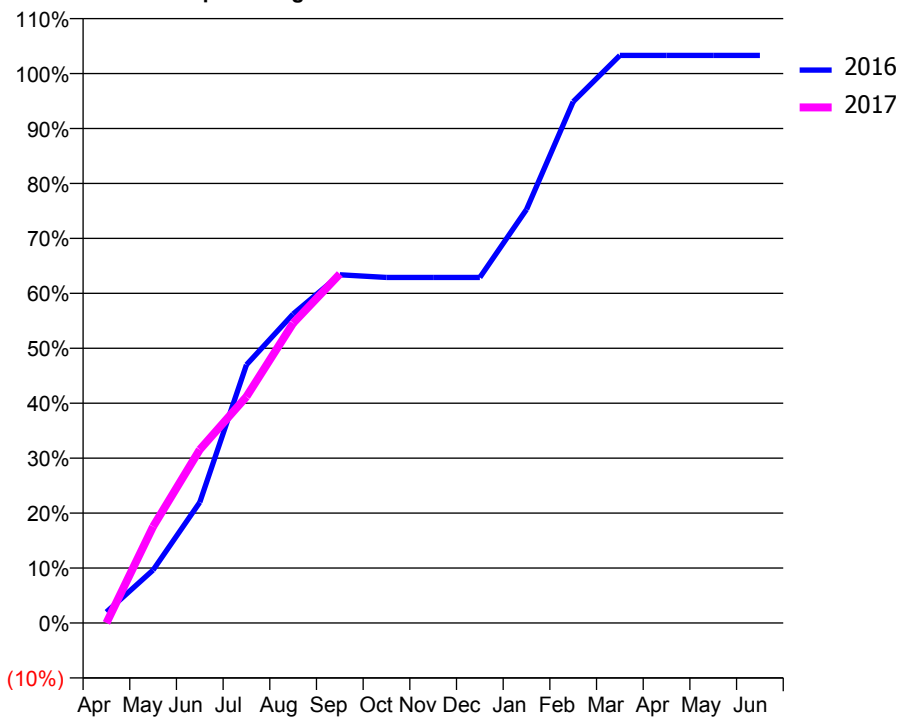
ACCESS*

Patients seen in 24 months	Total	Change since previous quarter
Quarter ending September 2015	657	
Quarter ending December 2015	563	↓
Quarter ending March 2016	553	↓
Quarter ending June 2016	557	→
Quarter ending September 2016	606	↑
Variance since September 2015	(7.8%)	↓



ACTIVITY

Cumulative percentage of contracted UDA delivered 2016 & 2017



Month	Adjusted Scheduled Activity (UDA)	
	2016	2017
April	48	0
May	231	421
June	527	757
July	1,127	988
August	1,349	1,309
September	1,521	1,524
October	1,509	
November	1,509	
December	1,509	
January	1,806	
February	2,276	
March	2,478	
April	2,478	
May	2,478	
June	2,478	

QUALITY

	Quantity	Base Number	Contract	AT	Region	England
% of FP17s for the same patient ID Re-attending within 3 months - Children	0	87	0.0%	9.9%	11.8%	12.4%
% of FP17s for the same patient ID Re-attending within 3 months - Adults	8	210	3.8%	16.0%	17.1%	16.7%
% of FP17s for the same patient ID Re-attending between 3 & 9 months - Children	5	87	5.7%	45.4%	45.8%	57.4%
% of FP17s for the same patient ID Re-attending between 3 & 9 months - Adults	7	210	3.3%	37.0%	37.6%	50.5%
% of FP17s for Band 1 Urgent Courses	4	297	1.3%	11.0%	10.6%	9.1%
% of FP17s Relating to Free Repair or Replacements	1	297	0.3%	0.6%	0.6%	0.8%
% of FP17s Relating to Continuations	0	297	0.0%	0.7%	0.9%	1.3%
% of Patients satisfied with the dentistry they have received	1	1	N/A	90.9%	90.2%	93.2%
% of Patients satisfied with the time they had to wait for an appointment	1	1	N/A	83.8%	83.8%	89.0%

* This is based on patients treated on this contract for their most recent course of treatment. Figures in italics indicate the base number of FP17s or Patient Questionnaire responses are less than 100. N/A is shown where the base number of responses is less than 10 during the period. % is calculated as Quantity/Base number*100

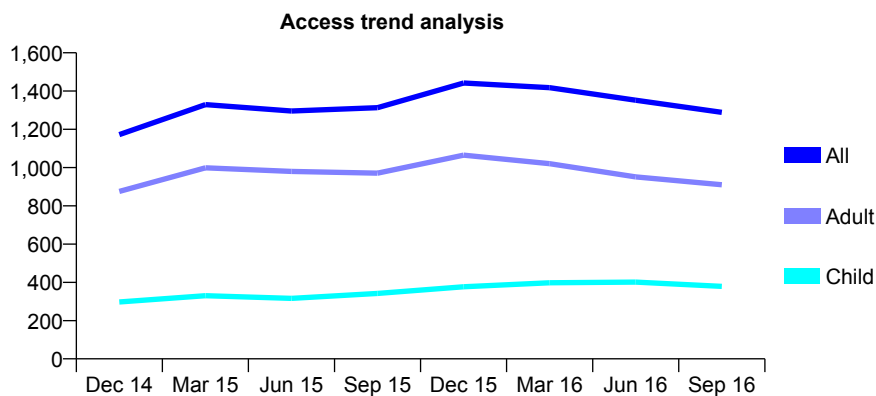
Q62 - Vital Signs At a Glance Contract Report for 739383/0003 - September 2016

Name or company name	MISS S NAGHIBI
Contract type name	PDS Plus Contract
Purpose of contract	General
Contract start date	01/05/2013
Contract end date	31/03/2018

16/17 Contracted general activity (UDA)	6,000
Carry forward general activity (UDA)	0
16/17 Contracted orthodontic activity (UOA)	0
Carry forward orthodontic activity (UOA)	0
Baseline contract value	£153,517.06

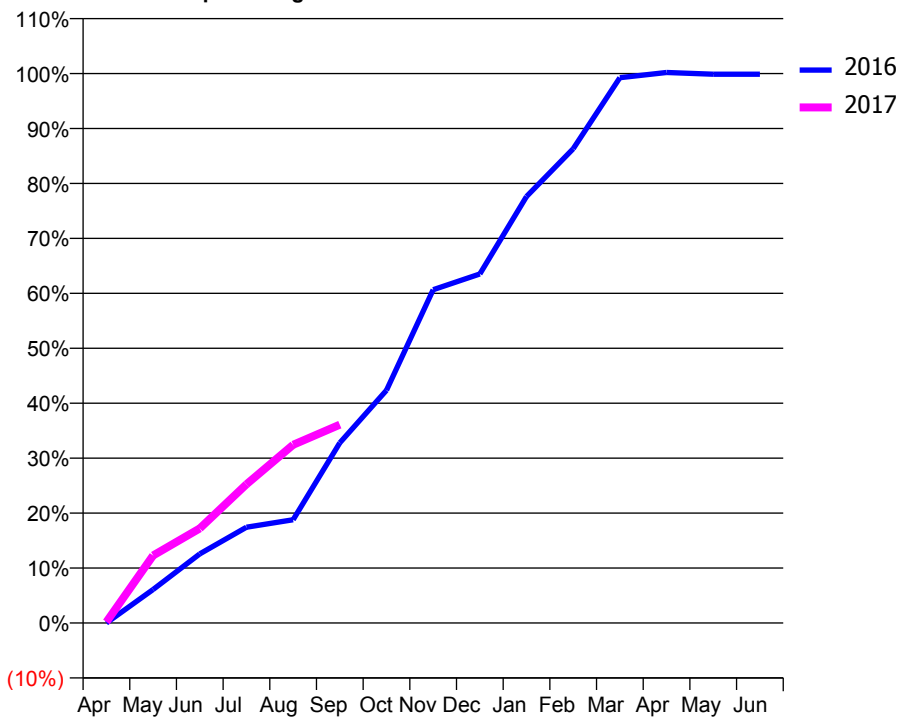
ACCESS*

Patients seen in 24 months	Total	Change since previous quarter
Quarter ending September 2015	1,313	
Quarter ending December 2015	1,442	↑
Quarter ending March 2016	1,418	↓
Quarter ending June 2016	1,352	↓
Quarter ending September 2016	1,289	↓
Variance since September 2015	(1.8%)	↓



ACTIVITY

Cumulative percentage of contracted UDA delivered 2016 & 2017



Month	Adjusted Scheduled Activity (UDA)	
	2016	2017
April	0	12
May	366	737
June	754	1,033
July	1,046	1,514
August	1,128	1,946
September	1,968	2,166
October	2,541	
November	3,640	
December	3,811	
January	4,657	
February	5,179	
March	5,955	
April	6,012	
May	5,992	
June	5,992	

QUALITY

	Quantity	Base Number	Contract	AT	Region	England
% of FP17s for the same patient ID Re-attending within 3 months - Children	17	187	9.1%	9.9%	11.8%	12.4%
% of FP17s for the same patient ID Re-attending within 3 months - Adults	21	284	7.4%	16.0%	17.1%	16.7%
% of FP17s for the same patient ID Re-attending between 3 & 9 months - Children	70	187	37.4%	45.4%	45.8%	57.4%
% of FP17s for the same patient ID Re-attending between 3 & 9 months - Adults	72	284	25.4%	37.0%	37.6%	50.5%
% of FP17s for Band 1 Urgent Courses	3	462	0.6%	11.0%	10.6%	9.1%
% of FP17s Relating to Free Repair or Replacements	6	462	1.3%	0.6%	0.6%	0.8%
% of FP17s Relating to Continuations	0	462	0.0%	0.7%	0.9%	1.3%
% of Patients satisfied with the dentistry they have received	1	1	N/A	90.9%	90.2%	93.2%
% of Patients satisfied with the time they had to wait for an appointment	1	1	N/A	83.8%	83.8%	89.0%

* This is based on patients treated on this contract for their most recent course of treatment. Figures in italics indicate the base number of FP17s or Patient Questionnaire responses are less than 100. N/A is shown where the base number of responses is less than 10 during the period. % is calculated as Quantity/Base number*100

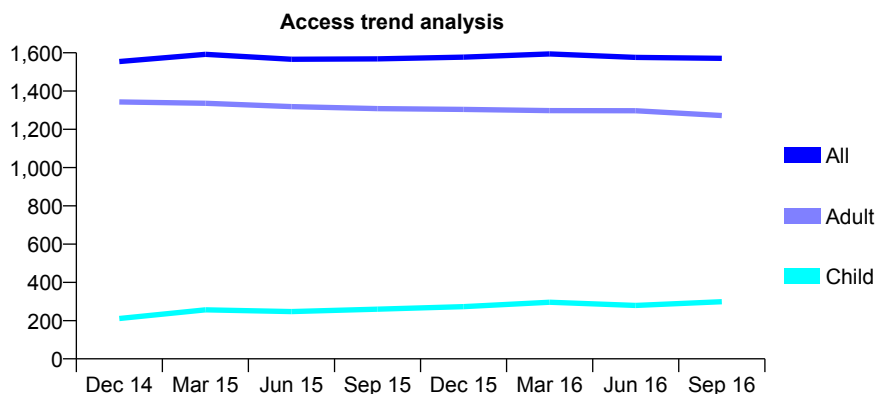
Q62 - Vital Signs At a Glance Contract Report for 740489/0001 - September 2016

Name or company name	MR TS CHEEMA
Contract type name	GDS Contract
Purpose of contract	General and Orthodontic
Contract start date	01/04/2006
Contract end date	

16/17 Contracted general activity (UDA)	6,236
Carry forward general activity (UDA)	-110
16/17 Contracted orthodontic activity (UOA)	774
Carry forward orthodontic activity (UOA)	-15
Baseline contract value	£203,223.35

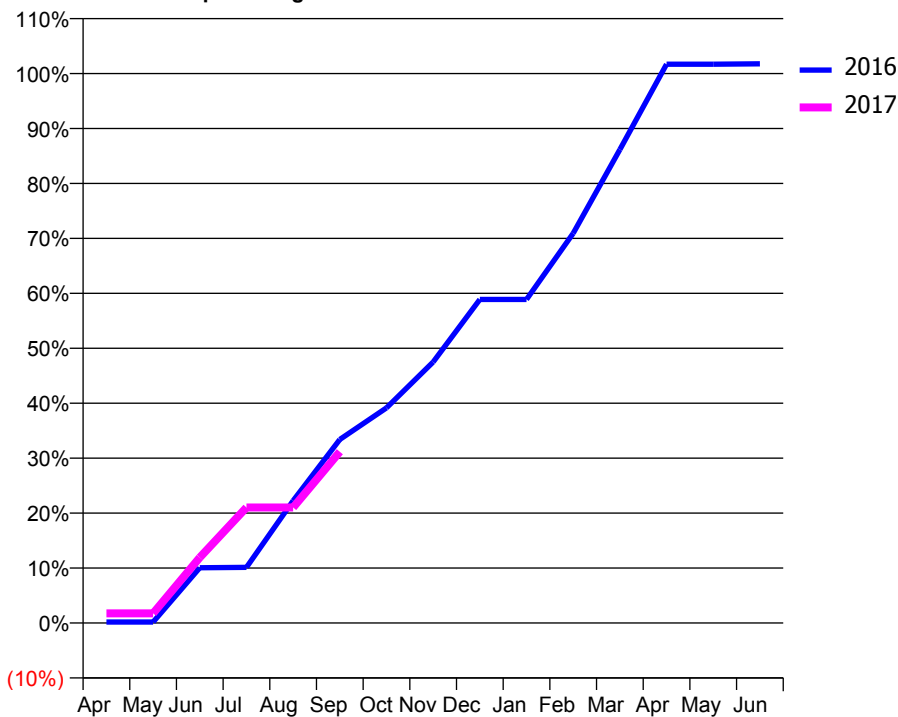
ACCESS*

Patients seen in 24 months	Total	Change since previous quarter
Quarter ending September 2015	1,568	
Quarter ending December 2015	1,577	→
Quarter ending March 2016	1,594	→
Quarter ending June 2016	1,576	↓
Quarter ending September 2016	1,571	→
Variance since September 2015	0.2%	→



ACTIVITY

Cumulative percentage of contracted UDA delivered 2016 & 2017



Month	Adjusted Scheduled Activity (UDA)	
	2016	2017
April	12	110
May	12	110
June	627	744
July	632	1,311
August	1,388	1,311
September	2,083	1,943
October	2,441	
November	2,963	
December	3,672	
January	3,672	
February	4,423	
March	5,374	
April	6,342	
May	6,342	
June	6,346	

QUALITY

	Quantity	Base Number	Contract	AT	Region	England
% of FP17s for the same patient ID Re-attending within 3 months - Children	24	205	11.7%	9.9%	11.8%	12.4%
% of FP17s for the same patient ID Re-attending within 3 months - Adults	219	898	24.4%	16.0%	17.1%	16.7%
% of FP17s for the same patient ID Re-attending between 3 & 9 months - Children	68	205	33.2%	45.4%	45.8%	57.4%
% of FP17s for the same patient ID Re-attending between 3 & 9 months - Adults	397	898	44.2%	37.0%	37.6%	50.5%
% of FP17s for Band 1 Urgent Courses	161	749	21.5%	11.0%	10.6%	9.1%
% of FP17s Relating to Free Repair or Replacements	6	749	0.8%	0.6%	0.6%	0.8%
% of FP17s Relating to Continuations	4	749	0.5%	0.7%	0.9%	1.3%
% of Patients satisfied with the dentistry they have received	2	2	N/A	90.9%	90.2%	93.2%
% of Patients satisfied with the time they had to wait for an appointment	1	2	N/A	83.8%	83.8%	89.0%

* This is based on patients treated on this contract for their most recent course of treatment. Figures in italics indicate the base number of FP17s or Patient Questionnaire responses are less than 100. N/A is shown where the base number of responses is less than 10 during the period. % is calculated as Quantity/Base number*100

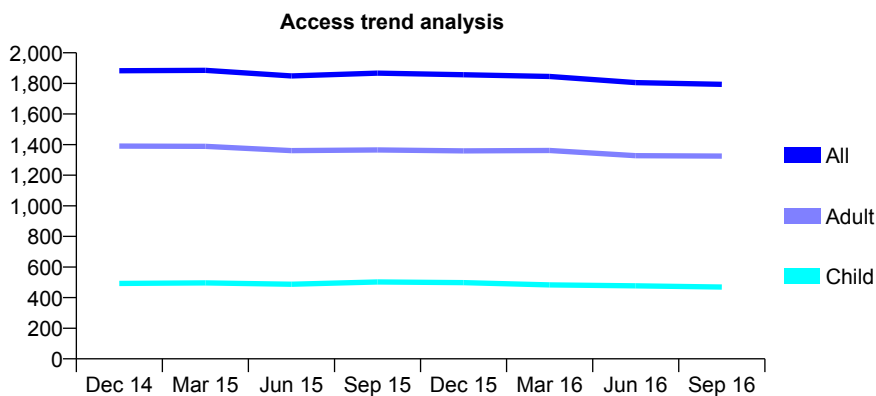
Q62 - Vital Signs At a Glance Contract Report for 740586/0001 - September 2016

Name or company name	MR NH ADATIA
Contract type name	GDS Contract
Purpose of contract	General
Contract start date	01/04/2006
Contract end date	

16/17 Contracted general activity (UDA)	4,903
Carry forward general activity (UDA)	0
16/17 Contracted orthodontic activity (UOA)	0
Carry forward orthodontic activity (UOA)	0
Baseline contract value	£118,014.38

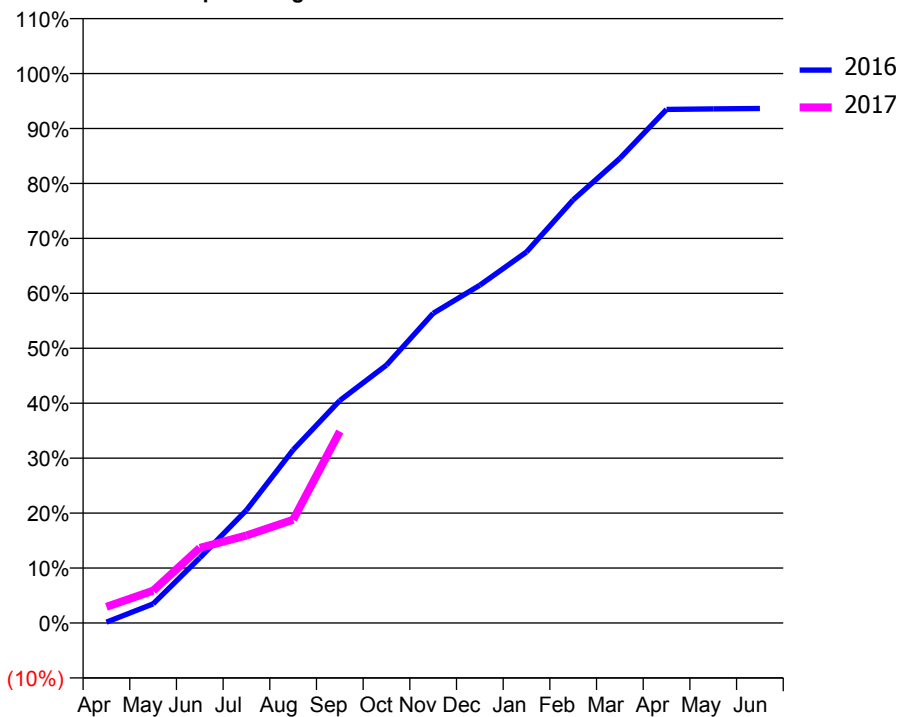
ACCESS*

Patients seen in 24 months	Total	Change since previous quarter
Quarter ending September 2015	1,867	
Quarter ending December 2015	1,857	→
Quarter ending March 2016	1,845	→
Quarter ending June 2016	1,805	↓
Quarter ending September 2016	1,794	→
Variance since September 2015	(3.9%)	↓



ACTIVITY

Cumulative percentage of contracted UDA delivered 2016 & 2017



Adjusted Scheduled Activity (UDA)

Month	2016	2017
April	8	145
May	171	288
June	582	671
July	1,007	781
August	1,545	921
September	1,985	1,709
October	2,302	
November	2,763	
December	3,015	
January	3,311	
February	3,776	
March	4,146	
April	4,583	
May	4,587	
June	4,591	

QUALITY

	Quantity	Base Number	Contract	AT	Region	England
% of FP17s for the same patient ID Re-attending within 3 months - Children	33	248	13.3%	9.9%	11.8%	12.4%
% of FP17s for the same patient ID Re-attending within 3 months - Adults	142	702	20.2%	16.0%	17.1%	16.7%
% of FP17s for the same patient ID Re-attending between 3 & 9 months - Children	85	248	34.3%	45.4%	45.8%	57.4%
% of FP17s for the same patient ID Re-attending between 3 & 9 months - Adults	230	702	32.8%	37.0%	37.6%	50.5%
% of FP17s for Band 1 Urgent Courses	141	771	18.3%	11.0%	10.6%	9.1%
% of FP17s Relating to Free Repair or Replacements	2	771	0.3%	0.6%	0.6%	0.8%
% of FP17s Relating to Continuations	2	771	0.3%	0.7%	0.9%	1.3%
% of Patients satisfied with the dentistry they have received	2	2	N/A	90.9%	90.2%	93.2%
% of Patients satisfied with the time they had to wait for an appointment	2	2	N/A	83.8%	83.8%	89.0%

* This is based on patients treated on this contract for their most recent course of treatment. Figures in italics indicate the base number of FP17s or Patient Questionnaire responses are less than 100. N/A is shown where the base number of responses is less than 10 during the period. % is calculated as Quantity/Base number*100

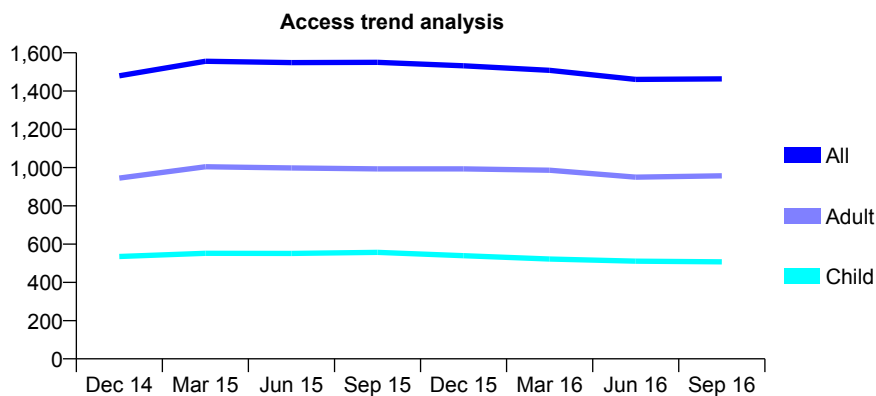
Q62 - Vital Signs At a Glance Contract Report for 746134/0001 - September 2016

Name or company name	MISS P JOSHI
Contract type name	GDS Contract
Purpose of contract	General
Contract start date	01/04/2006
Contract end date	

16/17 Contracted general activity (UDA)	5,319
Carry forward general activity (UDA)	0
16/17 Contracted orthodontic activity (UOA)	0
Carry forward orthodontic activity (UOA)	0
Baseline contract value	£148,090.40

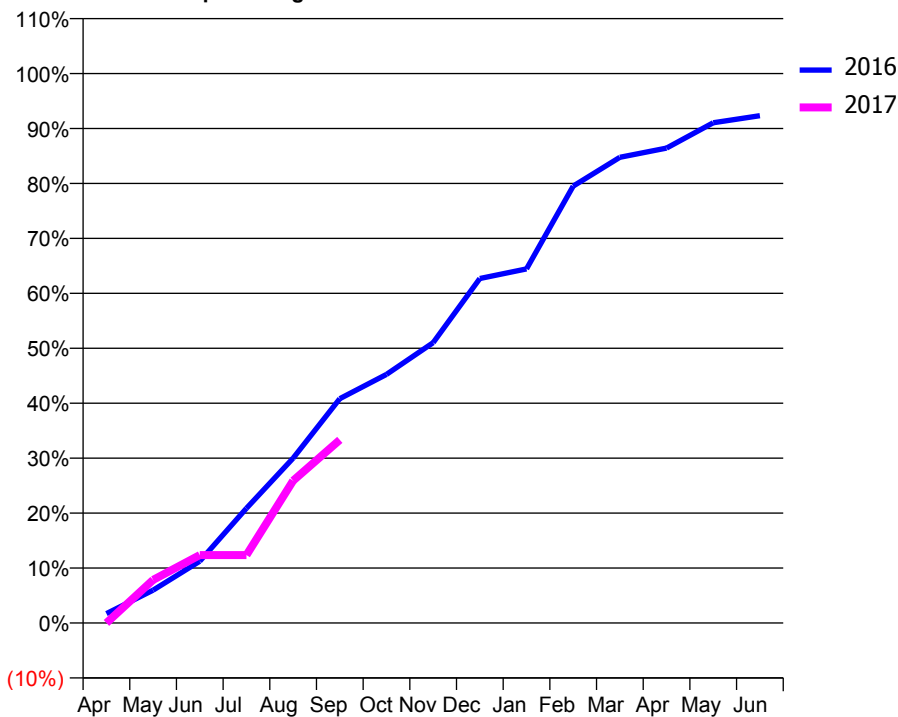
ACCESS*

Patients seen in 24 months	Total	Change since previous quarter
Quarter ending September 2015	1,550	
Quarter ending December 2015	1,532	↓
Quarter ending March 2016	1,508	↓
Quarter ending June 2016	1,461	↓
Quarter ending September 2016	1,464	→
Variance since September 2015	(5.5%)	↓



ACTIVITY

Cumulative percentage of contracted UDA delivered 2016 & 2017



Month	Adjusted Scheduled Activity (UDA)	
	2016	2017
April	90	0
May	318	417
June	599	657
July	1,110	657
August	1,596	1,378
September	2,171	1,772
October	2,407	
November	2,714	
December	3,335	
January	3,428	
February	4,229	
March	4,509	
April	4,597	
May	4,843	
June	4,911	

QUALITY

	Quantity	Base Number	Contract	AT	Region	England
% of FP17s for the same patient ID Re-attending within 3 months - Children	34	408	8.3%	9.9%	11.8%	12.4%
% of FP17s for the same patient ID Re-attending within 3 months - Adults	74	508	14.6%	16.0%	17.1%	16.7%
% of FP17s for the same patient ID Re-attending between 3 & 9 months - Children	260	408	63.7%	45.4%	45.8%	57.4%
% of FP17s for the same patient ID Re-attending between 3 & 9 months - Adults	254	508	50.0%	37.0%	37.6%	50.5%
% of FP17s for Band 1 Urgent Courses	57	779	7.3%	11.0%	10.6%	9.1%
% of FP17s Relating to Free Repair or Replacements	2	779	0.3%	0.6%	0.6%	0.8%
% of FP17s Relating to Continuations	4	779	0.5%	0.7%	0.9%	1.3%
% of Patients satisfied with the dentistry they have received	0	1	N/A	90.9%	90.2%	93.2%
% of Patients satisfied with the time they had to wait for an appointment	0	1	N/A	83.8%	83.8%	89.0%

* This is based on patients treated on this contract for their most recent course of treatment. Figures in italics indicate the base number of FP17s or Patient Questionnaire responses are less than 100. N/A is shown where the base number of responses is less than 10 during the period. % is calculated as Quantity/Base number*100

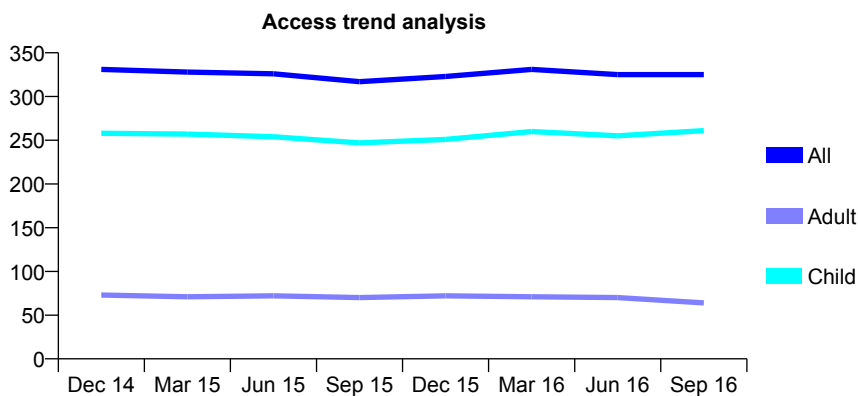
Q62 - Vital Signs At a Glance Contract Report for 746320/0002 - September 2016

Name or company name	MR C SHETH
Contract type name	GDS Contract
Purpose of contract	General
Contract start date	01/04/2006
Contract end date	

16/17 Contracted general activity (UDA)	491
Carry forward general activity (UDA)	0
16/17 Contracted orthodontic activity (UOA)	0
Carry forward orthodontic activity (UOA)	0
Baseline contract value	£11,218.78

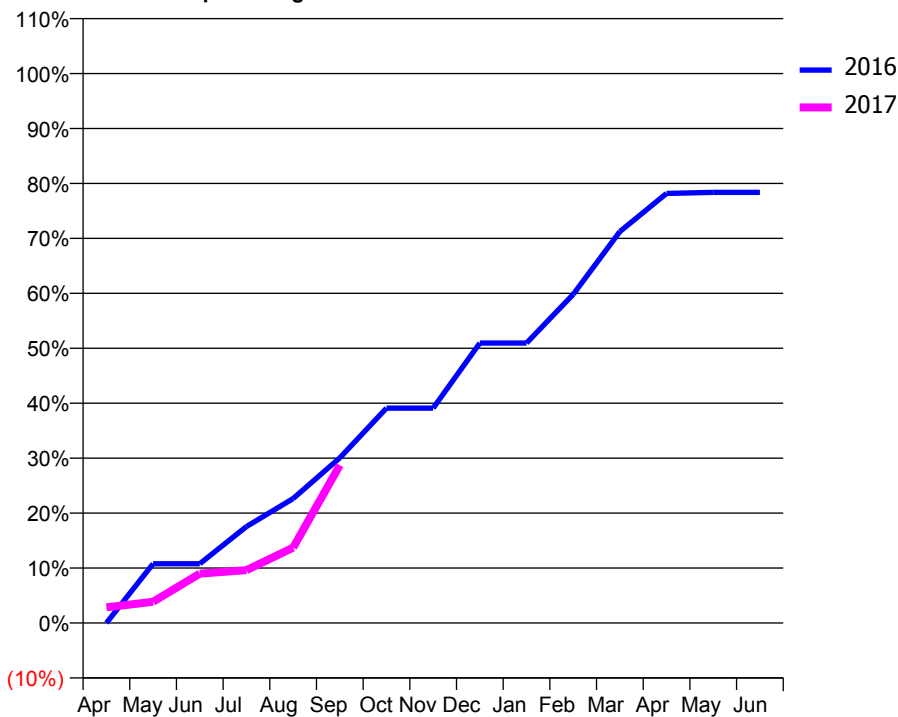
ACCESS*

Patients seen in 24 months	Total	Change since previous quarter
Quarter ending September 2015	317	
Quarter ending December 2015	323	→
Quarter ending March 2016	331	↑
Quarter ending June 2016	325	↓
Quarter ending September 2016	325	→
Variance since September 2015	2.5%	↑



ACTIVITY

Cumulative percentage of contracted UDA delivered 2016 & 2017



Month	Adjusted Scheduled Activity (UDA)	
	2016	2017
April	0	14
May	53	19
June	53	44
July	86	47
August	111	67
September	148	141
October	192	
November	192	
December	250	
January	250	
February	294	
March	350	
April	384	
May	385	
June	385	

QUALITY

	Quantity	Base Number	Contract	AT	Region	England
% of FP17s for the same patient ID Re-attending within 3 months - Children	4	124	3.2%	9.9%	11.8%	12.4%
% of FP17s for the same patient ID Re-attending within 3 months - Adults	1	17	5.9%	16.0%	17.1%	16.7%
% of FP17s for the same patient ID Re-attending between 3 & 9 months - Children	48	124	38.7%	45.4%	45.8%	57.4%
% of FP17s for the same patient ID Re-attending between 3 & 9 months - Adults	10	17	58.8%	37.0%	37.6%	50.5%
% of FP17s for Band 1 Urgent Courses	5	108	4.6%	11.0%	10.6%	9.1%
% of FP17s Relating to Free Repair or Replacements	0	108	0.0%	0.6%	0.6%	0.8%
% of FP17s Relating to Continuations	0	108	0.0%	0.7%	0.9%	1.3%
% of Patients satisfied with the dentistry they have received	0	0	N/A	90.9%	90.2%	93.2%
% of Patients satisfied with the time they had to wait for an appointment	0	0	N/A	83.8%	83.8%	89.0%

* This is based on patients treated on this contract for their most recent course of treatment. Figures in italics indicate the base number of FP17s or Patient Questionnaire responses are less than 100. N/A is shown where the base number of responses is less than 10 during the period. % is calculated as Quantity/Base number*100

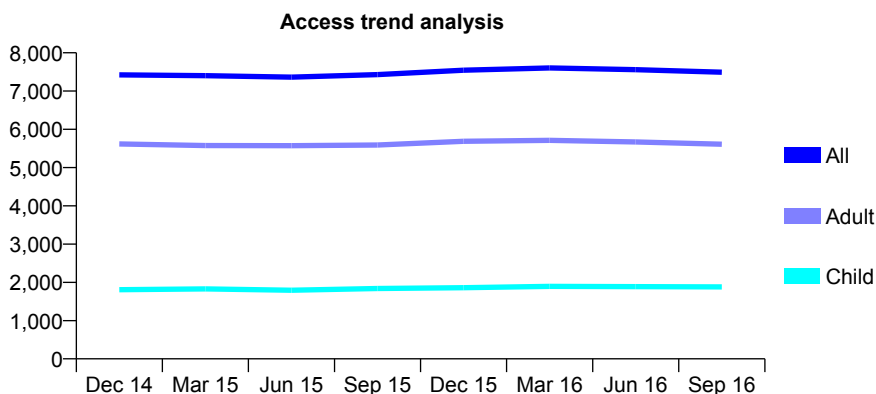
Q62 - Vital Signs At a Glance Contract Report for 755451/0001 - September 2016

Name or company name	MRS B THAKRAR
Contract type name	GDS Contract
Purpose of contract	General
Contract start date	01/04/2008
Contract end date	

16/17 Contracted general activity (UDA)	21,919
Carry forward general activity (UDA)	0
16/17 Contracted orthodontic activity (UOA)	0
Carry forward orthodontic activity (UOA)	0
Baseline contract value	£635,810.16

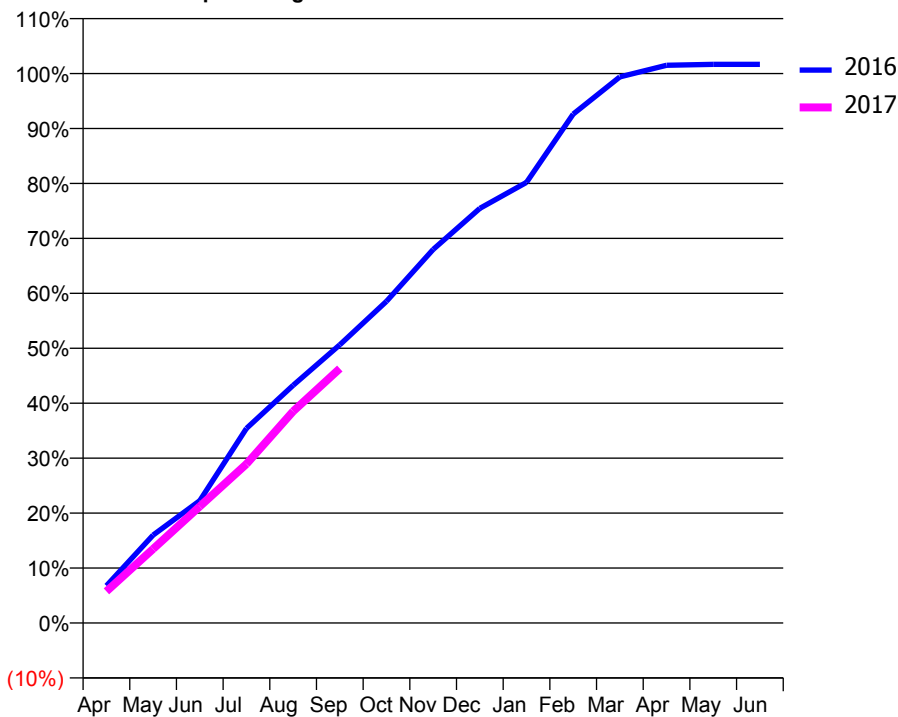
ACCESS*

Patients seen in 24 months	Total	Change since previous quarter
Quarter ending September 2015	7,429	
Quarter ending December 2015	7,546	→
Quarter ending March 2016	7,605	→
Quarter ending June 2016	7,558	→
Quarter ending September 2016	7,492	→
Variance since September 2015	0.8%	→



ACTIVITY

Cumulative percentage of contracted UDA delivered 2016 & 2017



Adjusted Scheduled Activity (UDA)

Month	2016	2017
April	1,500	1,261
May	3,539	2,957
June	4,923	4,652
July	7,835	6,345
August	9,567	8,445
September	11,199	10,154
October	12,952	
November	15,036	
December	16,690	
January	17,738	
February	20,484	
March	21,985	
April	22,452	
May	22,489	
June	22,490	

QUALITY

	Quantity	Base Number	Contract	AT	Region	England
% of FP17s for the same patient ID Re-attending within 3 months - Children	104	1,235	8.4%	9.9%	11.8%	12.4%
% of FP17s for the same patient ID Re-attending within 3 months - Adults	490	3,455	14.2%	16.0%	17.1%	16.7%
% of FP17s for the same patient ID Re-attending between 3 & 9 months - Children	685	1,235	55.5%	45.4%	45.8%	57.4%
% of FP17s for the same patient ID Re-attending between 3 & 9 months - Adults	1,696	3,455	49.1%	37.0%	37.6%	50.5%
% of FP17s for Band 1 Urgent Courses	389	4,429	8.8%	11.0%	10.6%	9.1%
% of FP17s Relating to Free Repair or Replacements	24	4,429	0.5%	0.6%	0.6%	0.8%
% of FP17s Relating to Continuations	32	4,429	0.7%	0.7%	0.9%	1.3%
% of Patients satisfied with the dentistry they have received	6	6	N/A	90.9%	90.2%	93.2%
% of Patients satisfied with the time they had to wait for an appointment	6	6	N/A	83.8%	83.8%	89.0%

* This is based on patients treated on this contract for their most recent course of treatment. Figures in italics indicate the base number of FP17s or Patient Questionnaire responses are less than 100. N/A is shown where the base number of responses is less than 10 during the period. % is calculated as Quantity/Base number*100

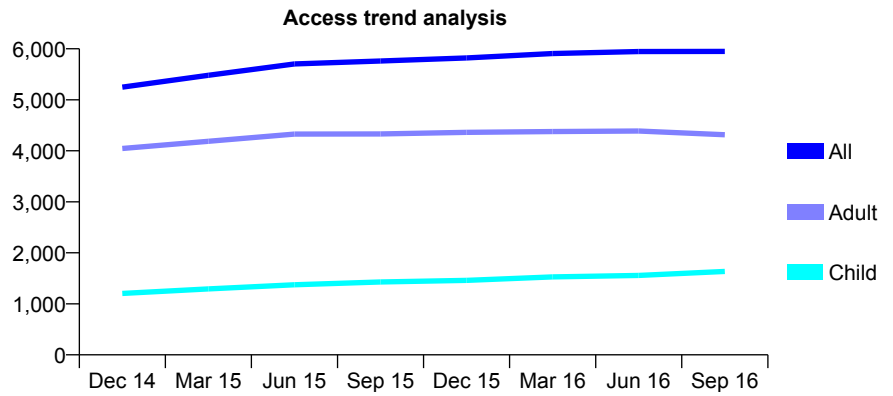
Q62 - Vital Signs At a Glance Contract Report for 755753/0001 - September 2016

Name or company name	MISS K PATEL
Contract type name	GDS Contract
Purpose of contract	General
Contract start date	01/04/2006
Contract end date	

16/17 Contracted general activity (UDA)	13,557
Carry forward general activity (UDA)	-247
16/17 Contracted orthodontic activity (UOA)	0
Carry forward orthodontic activity (UOA)	0
Baseline contract value	£369,054.16

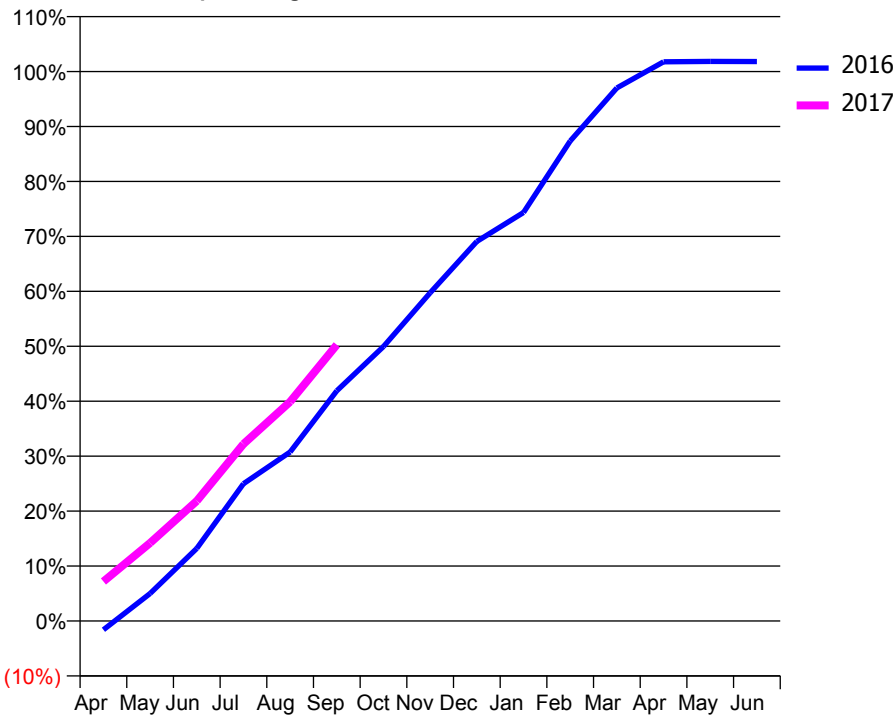
ACCESS*

Patients seen in 24 months	Total	Change since previous quarter
Quarter ending September 2015	5,761	
Quarter ending December 2015	5,822	→
Quarter ending March 2016	5,908	→
Quarter ending June 2016	5,946	→
Quarter ending September 2016	5,949	→
Variance since September 2015	3.3%	↑



ACTIVITY

Cumulative percentage of contracted UDA delivered 2016 & 2017



Month	Adjusted Scheduled Activity (UDA)	
	2016	2017
April	-220	974
May	680	1,925
June	1,790	2,961
July	3,386	4,366
August	4,170	5,411
September	5,680	6,815
October	6,773	
November	8,099	
December	9,365	
January	10,078	
February	11,841	
March	13,150	
April	13,796	
May	13,807	
June	13,804	

QUALITY

	Quantity	Base Number	Contract	AT	Region	England
% of FP17s for the same patient ID Re-attending within 3 months - Children	93	1,139	8.2%	9.9%	11.8%	12.4%
% of FP17s for the same patient ID Re-attending within 3 months - Adults	306	2,454	12.5%	16.0%	17.1%	16.7%
% of FP17s for the same patient ID Re-attending between 3 & 9 months - Children	476	1,139	41.8%	45.4%	45.8%	57.4%
% of FP17s for the same patient ID Re-attending between 3 & 9 months - Adults	1,087	2,454	44.3%	37.0%	37.6%	50.5%
% of FP17s for Band 1 Urgent Courses	250	2,939	8.5%	11.0%	10.6%	9.1%
% of FP17s Relating to Free Repair or Replacements	16	2,939	0.5%	0.6%	0.6%	0.8%
% of FP17s Relating to Continuations	13	2,939	0.4%	0.7%	0.9%	1.3%
% of Patients satisfied with the dentistry they have received	10	10	100.0%	90.9%	90.2%	93.2%
% of Patients satisfied with the time they had to wait for an appointment	8	10	80.0%	83.8%	83.8%	89.0%

* This is based on patients treated on this contract for their most recent course of treatment. Figures in italics indicate the base number of FP17s or Patient Questionnaire responses are less than 100. N/A is shown where the base number of responses is less than 10 during the period. % is calculated as Quantity/Base number*100

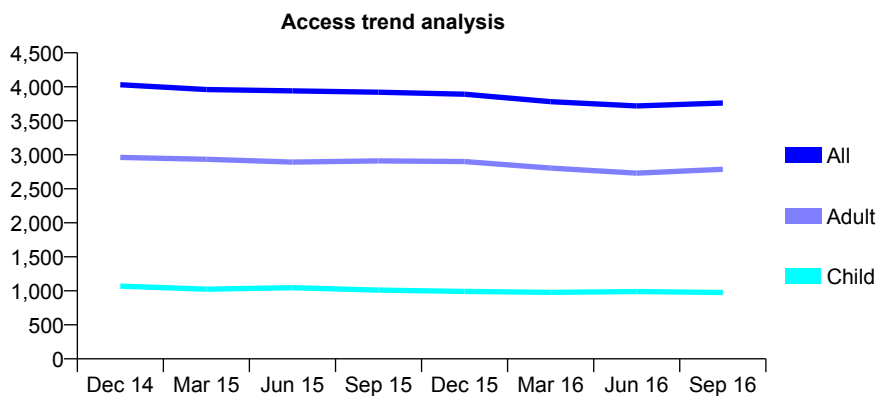
Q62 - Vital Signs At a Glance Contract Report for 763608/0001 - September 2016

Name or company name	MRS N TAVAKOLI
Contract type name	GDS Contract
Purpose of contract	General
Contract start date	01/04/2006
Contract end date	

16/17 Contracted general activity (UDA)	10,618
Carry forward general activity (UDA)	0
16/17 Contracted orthodontic activity (UOA)	0
Carry forward orthodontic activity (UOA)	0
Baseline contract value	£303,067.03

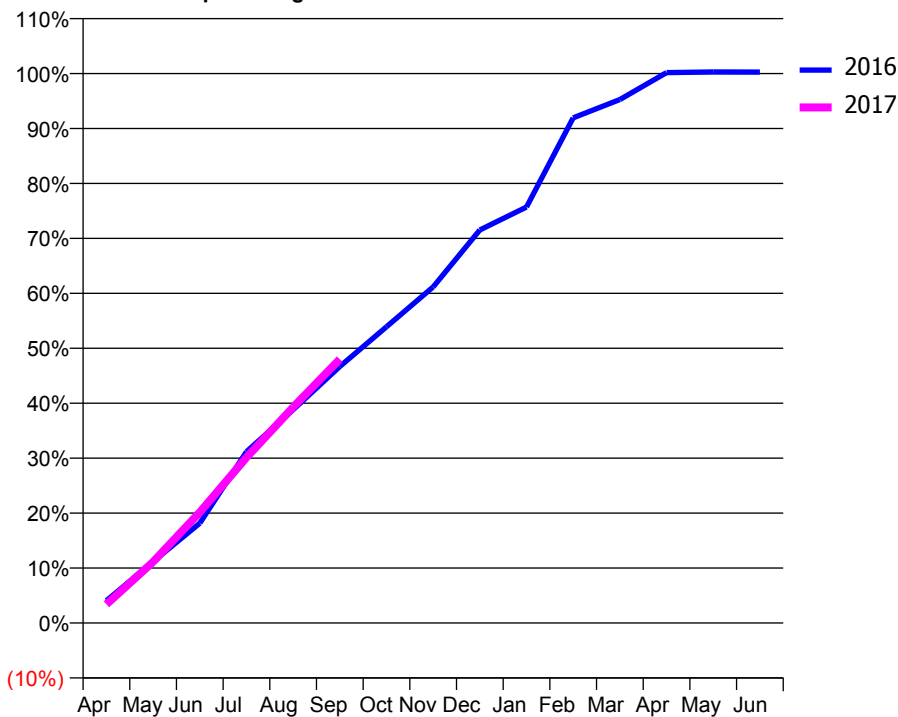
ACCESS*

Patients seen in 24 months	Total	Change since previous quarter
Quarter ending September 2015	3,921	
Quarter ending December 2015	3,892	→
Quarter ending March 2016	3,782	↓
Quarter ending June 2016	3,719	↓
Quarter ending September 2016	3,762	→
Variance since September 2015	(4.1%)	↓



ACTIVITY

Cumulative percentage of contracted UDA delivered 2016 & 2017



Month	Adjusted Scheduled Activity (UDA)	
	2016	2017
April	430	363
May	1,187	1,180
June	1,929	2,140
July	3,309	3,199
August	4,121	4,169
September	4,957	5,098
October	5,725	
November	6,493	
December	7,595	
January	8,037	
February	9,762	
March	10,115	
April	10,634	
May	10,648	
June	10,645	

QUALITY

	Quantity	Base Number	Contract	AT	Region	England
% of FP17s for the same patient ID Re-attending within 3 months - Children	12	585	2.1%	9.9%	11.8%	12.4%
% of FP17s for the same patient ID Re-attending within 3 months - Adults	93	1,447	6.4%	16.0%	17.1%	16.7%
% of FP17s for the same patient ID Re-attending between 3 & 9 months - Children	161	585	27.5%	45.4%	45.8%	57.4%
% of FP17s for the same patient ID Re-attending between 3 & 9 months - Adults	426	1,447	29.4%	37.0%	37.6%	50.5%
% of FP17s for Band 1 Urgent Courses	111	1,806	6.1%	11.0%	10.6%	9.1%
% of FP17s Relating to Free Repair or Replacements	10	1,806	0.6%	0.6%	0.6%	0.8%
% of FP17s Relating to Continuations	8	1,806	0.4%	0.7%	0.9%	1.3%
% of Patients satisfied with the dentistry they have received	3	3	N/A	90.9%	90.2%	93.2%
% of Patients satisfied with the time they had to wait for an appointment	3	3	N/A	83.8%	83.8%	89.0%

* This is based on patients treated on this contract for their most recent course of treatment. Figures in italics indicate the base number of FP17s or Patient Questionnaire responses are less than 100. N/A is shown where the base number of responses is less than 10 during the period. % is calculated as Quantity/Base number*100

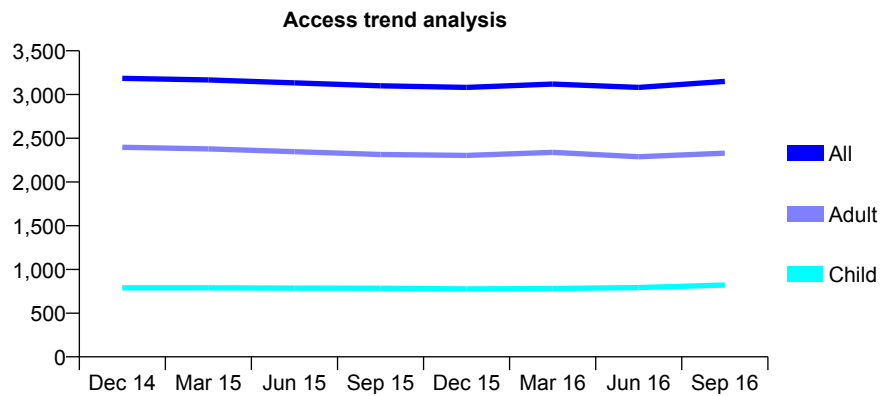
Q62 - Vital Signs At a Glance Contract Report for 763675/0002 - September 2016

Name or company name	MR SB MEHTA
Contract type name	GDS Contract
Purpose of contract	General
Contract start date	01/04/2006
Contract end date	

16/17 Contracted general activity (UDA)	9,778
Carry forward general activity (UDA)	0
16/17 Contracted orthodontic activity (UOA)	0
Carry forward orthodontic activity (UOA)	0
Baseline contract value	£236,125.04

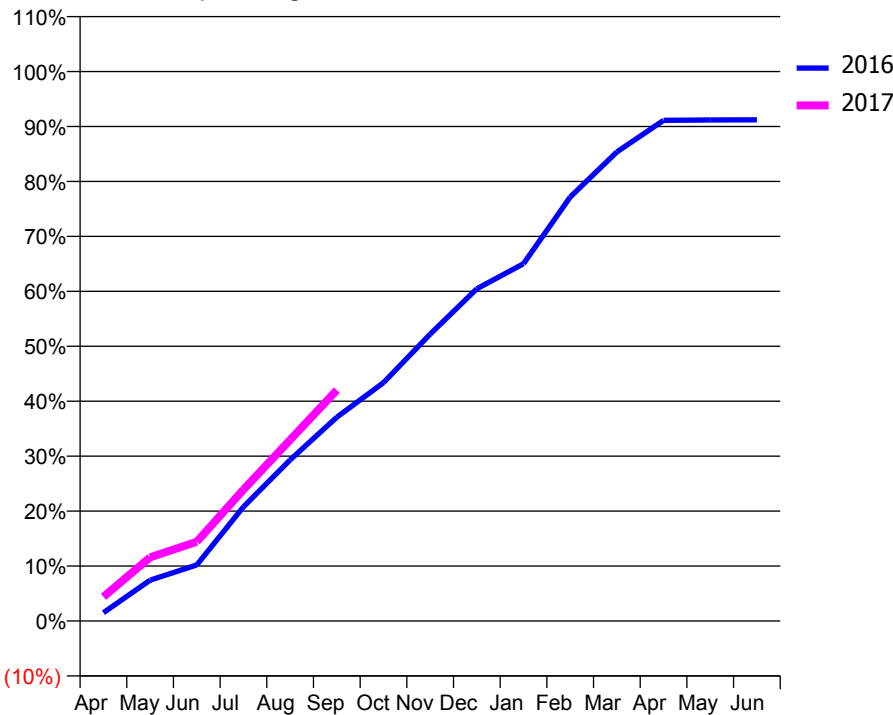
ACCESS*

Patients seen in 24 months	Total	Change since previous quarter
Quarter ending September 2015	3,099	
Quarter ending December 2015	3,081	→
Quarter ending March 2016	3,119	→
Quarter ending June 2016	3,081	↓
Quarter ending September 2016	3,150	↑
Variance since September 2015	1.6%	→



ACTIVITY

Cumulative percentage of contracted UDA delivered 2016 & 2017



Month	Adjusted Scheduled Activity (UDA)	
	2016	2017
April	149	431
May	726	1,134
June	997	1,410
July	2,033	2,338
August	2,867	3,224
September	3,626	4,108
October	4,240	
November	5,105	
December	5,911	
January	6,357	
February	7,544	
March	8,346	
April	8,908	
May	8,915	
June	8,919	

QUALITY

	Quantity	Base Number	Contract	AT	Region	England
% of FP17s for the same patient ID Re-attending within 3 months - Children	50	601	8.3%	9.9%	11.8%	12.4%
% of FP17s for the same patient ID Re-attending within 3 months - Adults	263	1,569	16.8%	16.0%	17.1%	16.7%
% of FP17s for the same patient ID Re-attending between 3 & 9 months - Children	290	601	48.3%	45.4%	45.8%	57.4%
% of FP17s for the same patient ID Re-attending between 3 & 9 months - Adults	774	1,569	49.3%	37.0%	37.6%	50.5%
% of FP17s for Band 1 Urgent Courses	182	1,964	9.3%	11.0%	10.6%	9.1%
% of FP17s Relating to Free Repair or Replacements	10	1,964	0.5%	0.6%	0.6%	0.8%
% of FP17s Relating to Continuations	16	1,964	0.8%	0.7%	0.9%	1.3%
% of Patients satisfied with the dentistry they have received	1	1	N/A	90.9%	90.2%	93.2%
% of Patients satisfied with the time they had to wait for an appointment	1	1	N/A	83.8%	83.8%	89.0%

* This is based on patients treated on this contract for their most recent course of treatment. Figures in italics indicate the base number of FP17s or Patient Questionnaire responses are less than 100. N/A is shown where the base number of responses is less than 10 during the period. % is calculated as Quantity/Base number*100

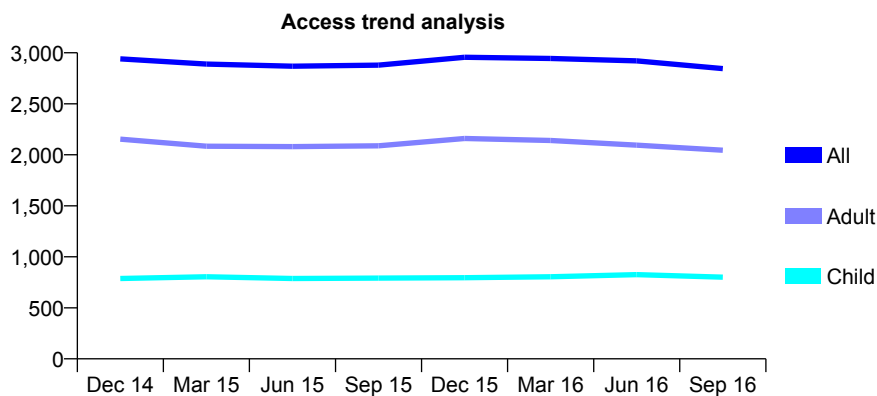
Q62 - Vital Signs At a Glance Contract Report for 763802/0001 - September 2016

Name or company name	MR R VADHER
Contract type name	GDS Contract
Purpose of contract	General
Contract start date	01/04/2006
Contract end date	

16/17 Contracted general activity (UDA)	6,390
Carry forward general activity (UDA)	-77
16/17 Contracted orthodontic activity (UOA)	0
Carry forward orthodontic activity (UOA)	0
Baseline contract value	£169,177.32

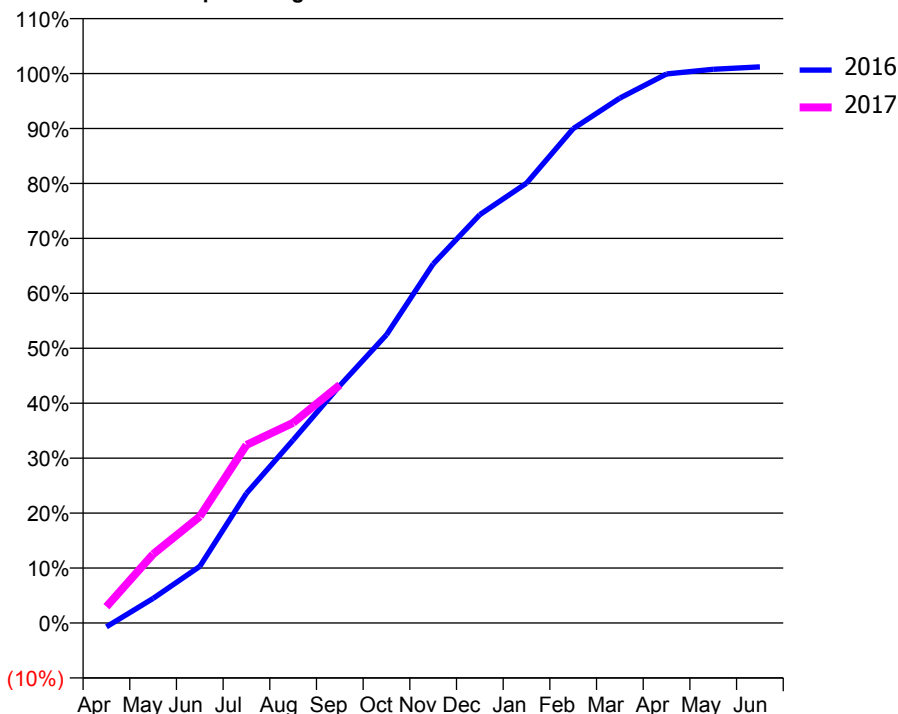
ACCESS*

Patients seen in 24 months	Total	Change since previous quarter
Quarter ending September 2015	2,879	
Quarter ending December 2015	2,956	↑
Quarter ending March 2016	2,945	→
Quarter ending June 2016	2,921	→
Quarter ending September 2016	2,845	↓
Variance since September 2015	(1.2%)	↓



ACTIVITY

Cumulative percentage of contracted UDA delivered 2016 & 2017



Month	Adjusted Scheduled Activity (UDA)	
	2016	2017
April	-46	190
May	286	800
June	658	1,239
July	1,507	2,071
August	2,128	2,329
September	2,761	2,769
October	3,352	
November	4,175	
December	4,749	
January	5,114	
February	5,749	
March	6,105	
April	6,385	
May	6,440	
June	6,467	

QUALITY

	Quantity	Base Number	Contract	AT	Region	England
% of FP17s for the same patient ID Re-attending within 3 months - Children	12	361	3.3%	9.9%	11.8%	12.4%
% of FP17s for the same patient ID Re-attending within 3 months - Adults	61	802	7.6%	16.0%	17.1%	16.7%
% of FP17s for the same patient ID Re-attending between 3 & 9 months - Children	93	361	25.8%	45.4%	45.8%	57.4%
% of FP17s for the same patient ID Re-attending between 3 & 9 months - Adults	210	802	26.2%	37.0%	37.6%	50.5%
% of FP17s for Band 1 Urgent Courses	25	1,020	2.5%	11.0%	10.6%	9.1%
% of FP17s Relating to Free Repair or Replacements	0	1,020	0.0%	0.6%	0.6%	0.8%
% of FP17s Relating to Continuations	0	1,020	0.0%	0.7%	0.9%	1.3%
% of Patients satisfied with the dentistry they have received	0	0	N/A	90.9%	90.2%	93.2%
% of Patients satisfied with the time they had to wait for an appointment	0	0	N/A	83.8%	83.8%	89.0%

* This is based on patients treated on this contract for their most recent course of treatment. Figures in italics indicate the base number of FP17s or Patient Questionnaire responses are less than 100. N/A is shown where the base number of responses is less than 10 during the period. % is calculated as Quantity/Base number*100

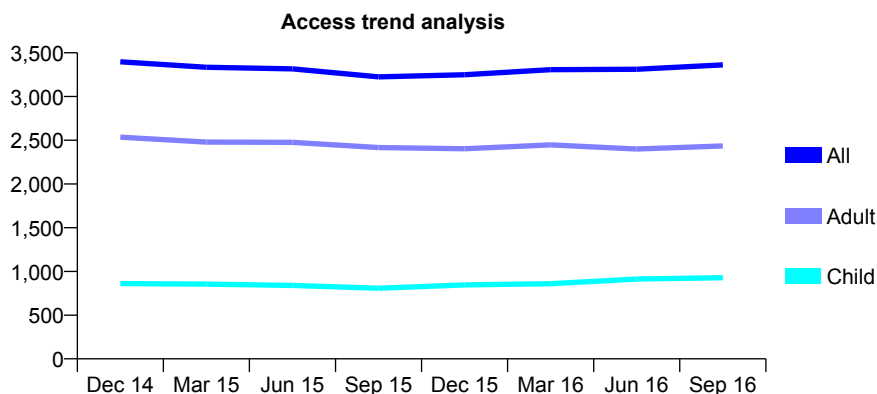
Q62 - Vital Signs At a Glance Contract Report for 763934/0001 - September 2016

Name or company name	MRS F KHOSRAVI
Contract type name	GDS Contract
Purpose of contract	General
Contract start date	01/04/2006
Contract end date	

16/17 Contracted general activity (UDA)	12,195
Carry forward general activity (UDA)	189
16/17 Contracted orthodontic activity (UOA)	0
Carry forward orthodontic activity (UOA)	0
Baseline contract value	£378,801.39

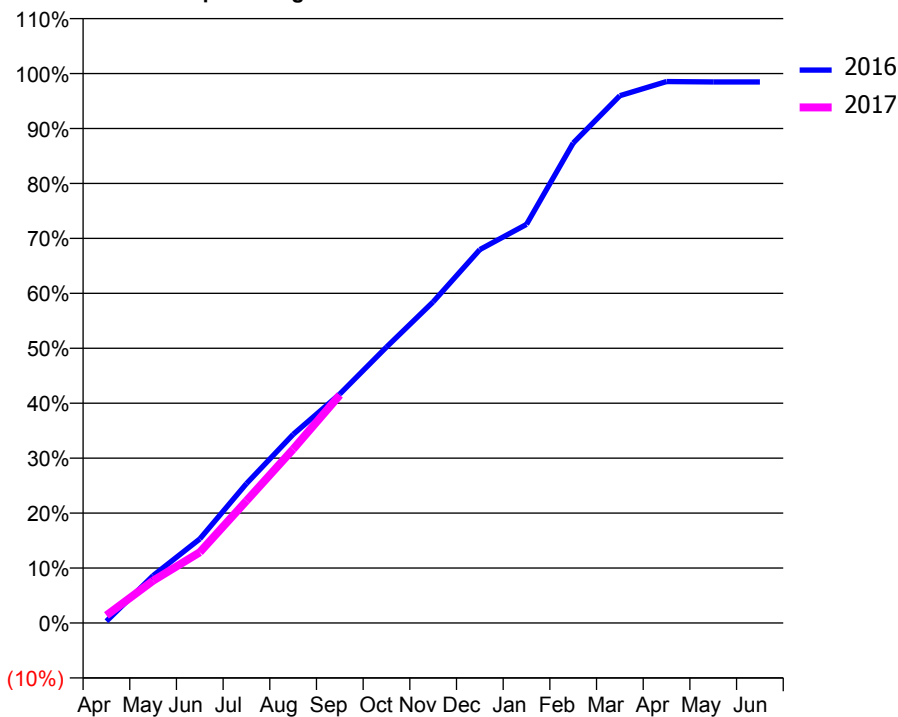
ACCESS*

Patients seen in 24 months	Total	Change since previous quarter
Quarter ending September 2015	3,225	
Quarter ending December 2015	3,249	→
Quarter ending March 2016	3,307	→
Quarter ending June 2016	3,312	→
Quarter ending September 2016	3,362	→
Variance since September 2015	4.2%	↑



ACTIVITY

Cumulative percentage of contracted UDA delivered 2016 & 2017



Adjusted Scheduled Activity (UDA)

Month	2016	2017
April	40	170
May	1,051	941
June	1,865	1,570
July	3,094	2,711
August	4,186	3,858
September	5,083	5,060
October	6,124	
November	7,127	
December	8,286	
January	8,846	
February	10,652	
March	11,702	
April	12,016	
May	12,007	
June	12,006	

QUALITY

	Quantity	Base Number	Contract	AT	Region	England
% of FP17s for the same patient ID Re-attending within 3 months - Children	57	546	10.4%	9.9%	11.8%	12.4%
% of FP17s for the same patient ID Re-attending within 3 months - Adults	257	1,284	20.0%	16.0%	17.1%	16.7%
% of FP17s for the same patient ID Re-attending between 3 & 9 months - Children	170	546	31.1%	45.4%	45.8%	57.4%
% of FP17s for the same patient ID Re-attending between 3 & 9 months - Adults	406	1,284	31.6%	37.0%	37.6%	50.5%
% of FP17s for Band 1 Urgent Courses	197	1,716	11.5%	11.0%	10.6%	9.1%
% of FP17s Relating to Free Repair or Replacements	0	1,716	0.0%	0.6%	0.6%	0.8%
% of FP17s Relating to Continuations	9	1,716	0.5%	0.7%	0.9%	1.3%
% of Patients satisfied with the dentistry they have received	2	3	N/A	90.9%	90.2%	93.2%
% of Patients satisfied with the time they had to wait for an appointment	2	3	N/A	83.8%	83.8%	89.0%

* This is based on patients treated on this contract for their most recent course of treatment. Figures in italics indicate the base number of FP17s or Patient Questionnaire responses are less than 100. N/A is shown where the base number of responses is less than 10 during the period. % is calculated as Quantity/Base number*100

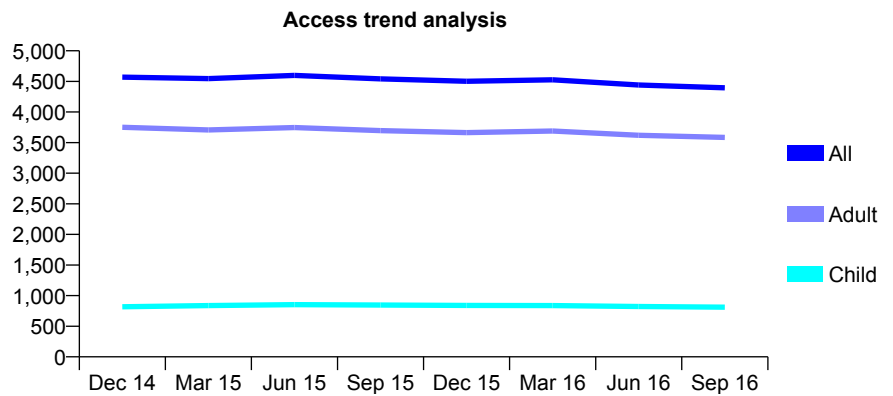
Q62 - Vital Signs At a Glance Contract Report for 764957/0003 - September 2016

Name or company name	MR GS KUMAR
Contract type name	GDS Contract
Purpose of contract	General
Contract start date	01/04/2006
Contract end date	

16/17 Contracted general activity (UDA)	15,834
Carry forward general activity (UDA)	0
16/17 Contracted orthodontic activity (UOA)	0
Carry forward orthodontic activity (UOA)	0
Baseline contract value	£404,804.05

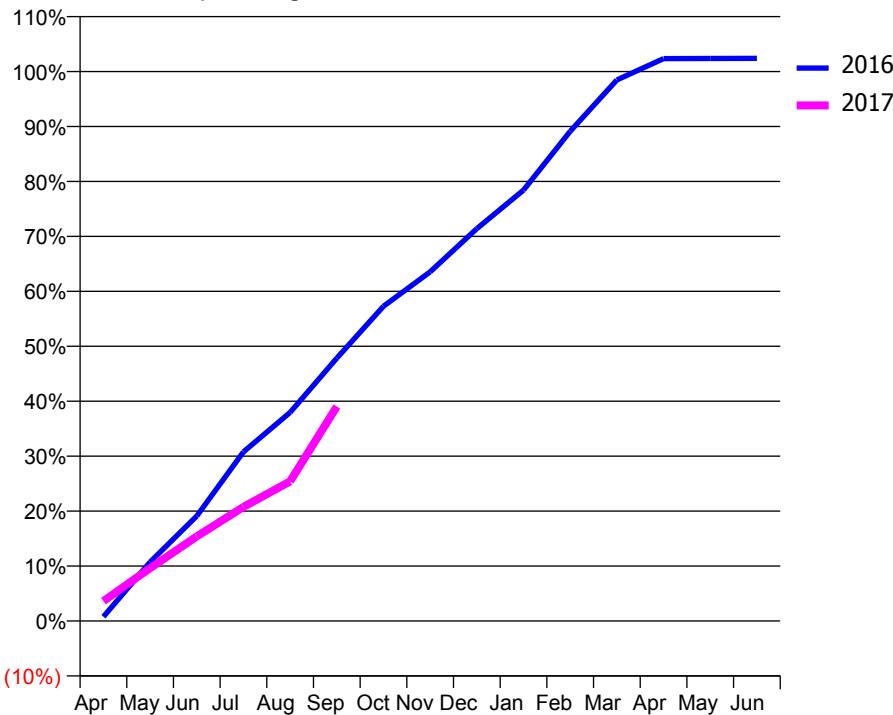
ACCESS*

Patients seen in 24 months	Total	Change since previous quarter
Quarter ending September 2015	4,542	
Quarter ending December 2015	4,503	→
Quarter ending March 2016	4,526	→
Quarter ending June 2016	4,442	↓
Quarter ending September 2016	4,396	↓
Variance since September 2015	(3.2%)	↓



ACTIVITY

Cumulative percentage of contracted UDA delivered 2016 & 2017



Month	Adjusted Scheduled Activity (UDA)	
	2016	2017
April	123	575
May	1,699	1,525
June	3,025	2,439
July	4,873	3,286
August	6,010	4,024
September	7,575	6,181
October	9,069	
November	10,060	
December	11,305	
January	12,416	
February	14,109	
March	15,589	
April	16,205	
May	16,210	
June	16,212	

QUALITY

	Quantity	Base Number	Contract	AT	Region	England
% of FP17s for the same patient ID Re-attending within 3 months - Children	37	470	7.9%	9.9%	11.8%	12.4%
% of FP17s for the same patient ID Re-attending within 3 months - Adults	261	1,748	14.9%	16.0%	17.1%	16.7%
% of FP17s for the same patient ID Re-attending between 3 & 9 months - Children	180	470	38.3%	45.4%	45.8%	57.4%
% of FP17s for the same patient ID Re-attending between 3 & 9 months - Adults	641	1,748	36.7%	37.0%	37.6%	50.5%
% of FP17s for Band 1 Urgent Courses	233	2,011	11.6%	11.0%	10.6%	9.1%
% of FP17s Relating to Free Repair or Replacements	29	2,011	1.4%	0.6%	0.6%	0.8%
% of FP17s Relating to Continuations	30	2,011	1.5%	0.7%	0.9%	1.3%
% of Patients satisfied with the dentistry they have received	7	9	N/A	90.9%	90.2%	93.2%
% of Patients satisfied with the time they had to wait for an appointment	6	9	N/A	83.8%	83.8%	89.0%

* This is based on patients treated on this contract for their most recent course of treatment. Figures in italics indicate the base number of FP17s or Patient Questionnaire responses are less than 100. N/A is shown where the base number of responses is less than 10 during the period. % is calculated as Quantity/Base number*100

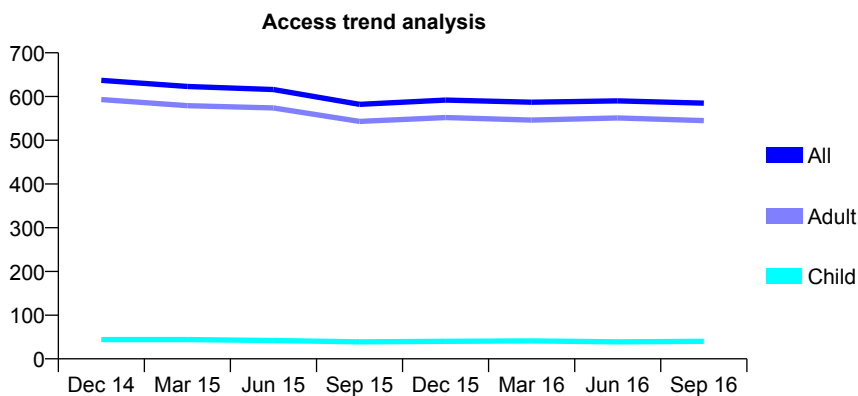
Q62 - Vital Signs At a Glance Contract Report for 766895/0001 - September 2016

Name or company name	MR M SOLTAN MOHAMMADI KHAYAT
Contract type name	GDS Contract
Purpose of contract	General
Contract start date	01/04/2006
Contract end date	

16/17 Contracted general activity (UDA)	976
Carry forward general activity (UDA)	21
16/17 Contracted orthodontic activity (UOA)	0
Carry forward orthodontic activity (UOA)	0
Baseline contract value	£35,200.34

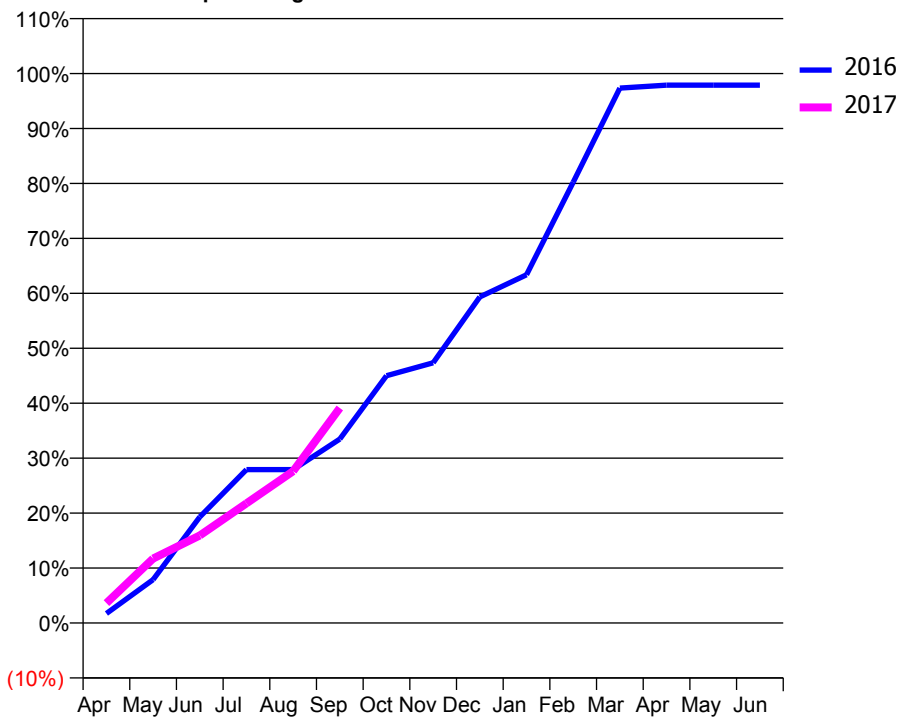
ACCESS*

Patients seen in 24 months	Total	Change since previous quarter
Quarter ending September 2015	582	
Quarter ending December 2015	592	→
Quarter ending March 2016	587	→
Quarter ending June 2016	590	→
Quarter ending September 2016	585	→
Variance since September 2015	0.5%	→



ACTIVITY

Cumulative percentage of contracted UDA delivered 2016 & 2017



Adjusted Scheduled Activity (UDA)

Month	2016	2017
April	17	35
May	77	115
June	188	156
July	272	213
August	272	270
September	327	382
October	439	
November	462	
December	579	
January	619	
February	783	
March	950	
April	955	
May	955	
June	955	

QUALITY

	Quantity	Base Number	Contract	AT	Region	England
% of FP17s for the same patient ID Re-attending within 3 months - Children	2	26	7.7%	9.9%	11.8%	12.4%
% of FP17s for the same patient ID Re-attending within 3 months - Adults	5	208	2.4%	16.0%	17.1%	16.7%
% of FP17s for the same patient ID Re-attending between 3 & 9 months - Children	12	26	46.2%	45.4%	45.8%	57.4%
% of FP17s for the same patient ID Re-attending between 3 & 9 months - Adults	53	208	25.5%	37.0%	37.6%	50.5%
% of FP17s for Band 1 Urgent Courses	5	229	2.2%	11.0%	10.6%	9.1%
% of FP17s Relating to Free Repair or Replacements	0	229	0.0%	0.6%	0.6%	0.8%
% of FP17s Relating to Continuations	0	229	0.0%	0.7%	0.9%	1.3%
% of Patients satisfied with the dentistry they have received	0	0	N/A	90.9%	90.2%	93.2%
% of Patients satisfied with the time they had to wait for an appointment	0	0	N/A	83.8%	83.8%	89.0%

* This is based on patients treated on this contract for their most recent course of treatment. Figures in italics indicate the base number of FP17s or Patient Questionnaire responses are less than 100. N/A is shown where the base number of responses is less than 10 during the period. % is calculated as Quantity/Base number*100

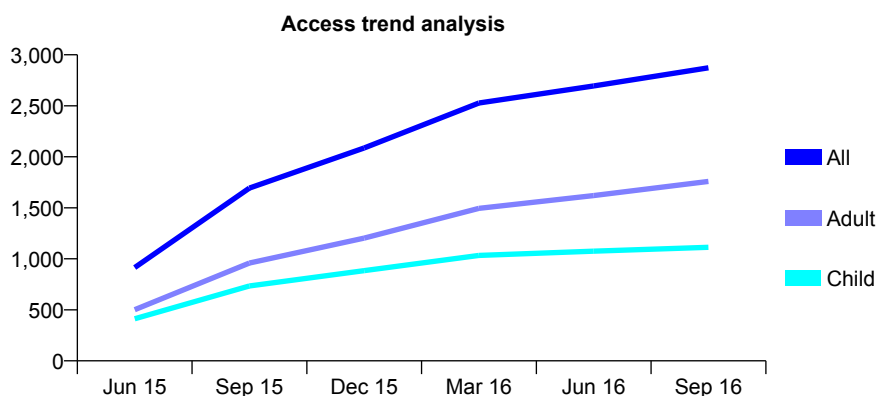
Q62 - Vital Signs At a Glance Contract Report for 766895/0004 - September 2016

Name or company name	MR M SOLTAN MOHAMMADI KHAYAT
Contract type name	GDS Contract
Purpose of contract	General
Contract start date	01/02/2015
Contract end date	

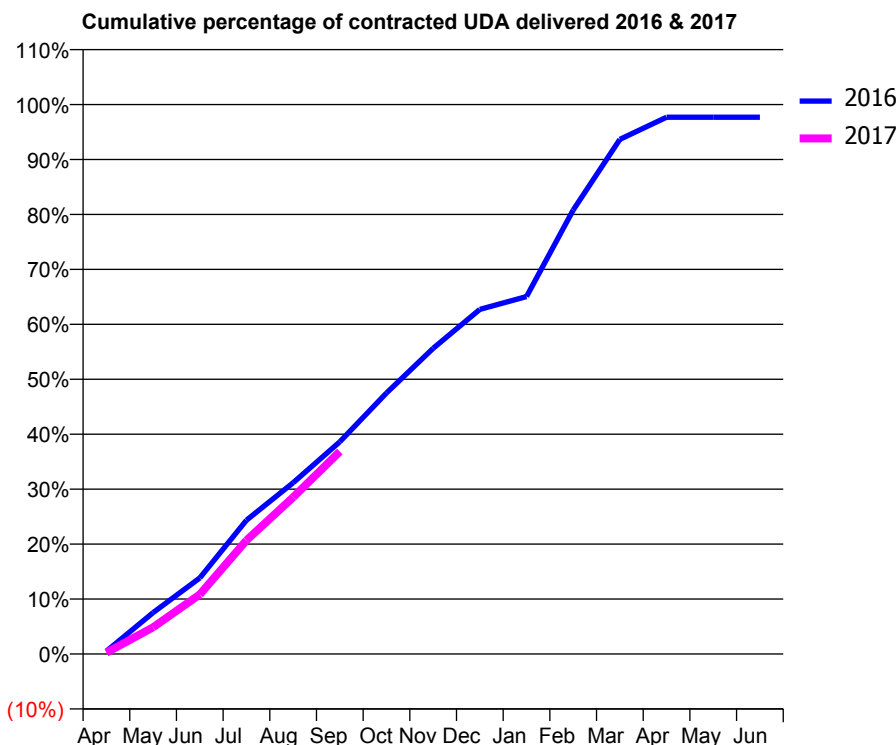
16/17 Contracted general activity (UDA)	9,365
Carry forward general activity (UDA)	214
16/17 Contracted orthodontic activity (UOA)	0
Carry forward orthodontic activity (UOA)	0
Baseline contract value	£258,284.07

ACCESS*

Patients seen in 24 months	Total	Change since previous quarter
Quarter ending September 2015	1,693	
Quarter ending December 2015	2,087	↑
Quarter ending March 2016	2,528	↑
Quarter ending June 2016	2,695	↑
Quarter ending September 2016	2,872	↑
Variance since September 2015	69.6%	↑



ACTIVITY



Month	Adjusted Scheduled Activity (UDA)	
	2016	2017
April	50	24
May	705	455
June	1,296	1,015
July	2,280	1,937
August	2,920	2,672
September	3,618	3,452
October	4,448	
November	5,211	
December	5,873	
January	6,092	
February	7,567	
March	8,771	
April	9,148	
May	9,148	
June	9,148	

QUALITY

	Quantity	Base Number	Contract	AT	Region	England
% of FP17s for the same patient ID Re-attending within 3 months - Children	32	813	3.9%	9.9%	11.8%	12.4%
% of FP17s for the same patient ID Re-attending within 3 months - Adults	102	980	10.4%	16.0%	17.1%	16.7%
% of FP17s for the same patient ID Re-attending between 3 & 9 months - Children	473	813	58.2%	45.4%	45.8%	57.4%
% of FP17s for the same patient ID Re-attending between 3 & 9 months - Adults	454	980	46.3%	37.0%	37.6%	50.5%
% of FP17s for Band 1 Urgent Courses	50	1,619	3.1%	11.0%	10.6%	9.1%
% of FP17s Relating to Free Repair or Replacements	5	1,619	0.3%	0.6%	0.6%	0.8%
% of FP17s Relating to Continuations	6	1,619	0.4%	0.7%	0.9%	1.3%
% of Patients satisfied with the dentistry they have received	5	5	N/A	90.9%	90.2%	93.2%
% of Patients satisfied with the time they had to wait for an appointment	3	5	N/A	83.8%	83.8%	89.0%

* This is based on patients treated on this contract for their most recent course of treatment. Figures in italics indicate the base number of FP17s or Patient Questionnaire responses are less than 100. N/A is shown where the base number of responses is less than 10 during the period. % is calculated as Quantity/Base number*100

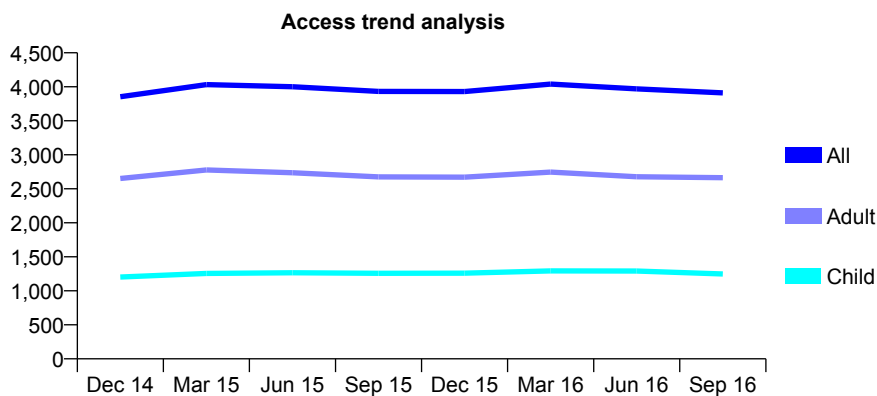
Q62 - Vital Signs At a Glance Contract Report for 767697/0002 - September 2016

Name or company name	MR F RAMEZANI
Contract type name	GDS Contract
Purpose of contract	General
Contract start date	01/04/2006
Contract end date	

16/17 Contracted general activity (UDA)	8,692
Carry forward general activity (UDA)	0
16/17 Contracted orthodontic activity (UOA)	0
Carry forward orthodontic activity (UOA)	0
Baseline contract value	£235,792.96

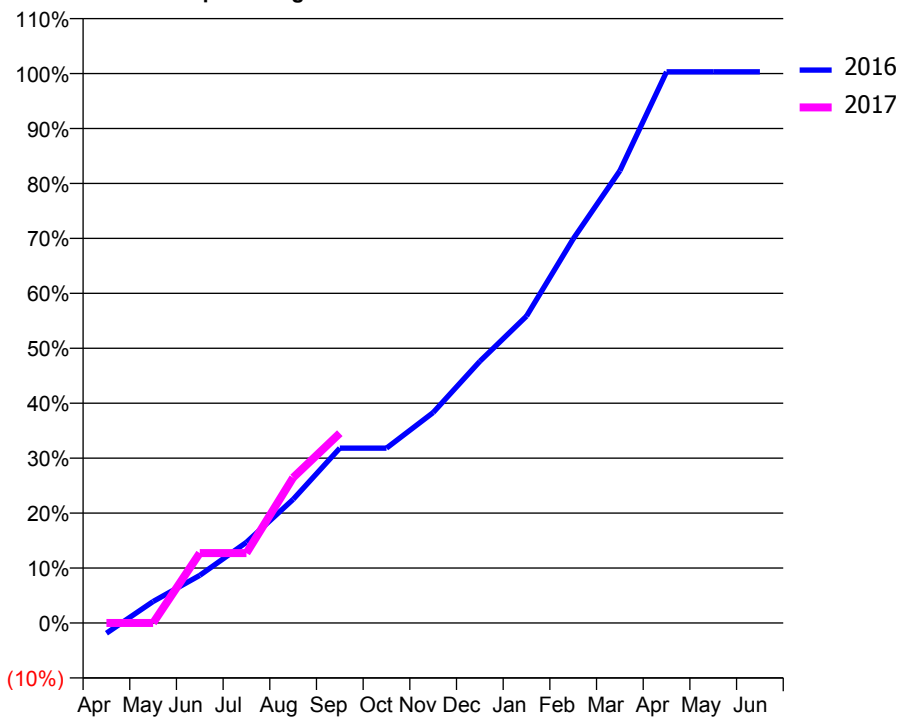
ACCESS*

Patients seen in 24 months	Total	Change since previous quarter
Quarter ending September 2015	3,933	
Quarter ending December 2015	3,930	→
Quarter ending March 2016	4,040	↑
Quarter ending June 2016	3,970	↓
Quarter ending September 2016	3,911	↓
Variance since September 2015	(0.6%)	→



ACTIVITY

Cumulative percentage of contracted UDA delivered 2016 & 2017



Adjusted Scheduled Activity (UDA)

Month	2016	2017
April	-164	0
May	341	0
June	754	1,106
July	1,277	1,106
August	1,956	2,300
September	2,766	3,004
October	2,766	
November	3,330	
December	4,139	
January	4,854	
February	6,077	
March	7,154	
April	8,719	
May	8,719	
June	8,719	

QUALITY

	Quantity	Base Number	Contract	AT	Region	England
% of FP17s for the same patient ID Re-attending within 3 months - Children	23	589	3.9%	9.9%	11.8%	12.4%
% of FP17s for the same patient ID Re-attending within 3 months - Adults	66	1,100	6.0%	16.0%	17.1%	16.7%
% of FP17s for the same patient ID Re-attending between 3 & 9 months - Children	163	589	27.7%	45.4%	45.8%	57.4%
% of FP17s for the same patient ID Re-attending between 3 & 9 months - Adults	285	1,100	25.9%	37.0%	37.6%	50.5%
% of FP17s for Band 1 Urgent Courses	23	1,317	1.7%	11.0%	10.6%	9.1%
% of FP17s Relating to Free Repair or Replacements	2	1,317	0.2%	0.6%	0.6%	0.8%
% of FP17s Relating to Continuations	16	1,317	1.2%	0.7%	0.9%	1.3%
% of Patients satisfied with the dentistry they have received	0	1	N/A	90.9%	90.2%	93.2%
% of Patients satisfied with the time they had to wait for an appointment	0	1	N/A	83.8%	83.8%	89.0%

* This is based on patients treated on this contract for their most recent course of treatment. Figures in italics indicate the base number of FP17s or Patient Questionnaire responses are less than 100. N/A is shown where the base number of responses is less than 10 during the period. % is calculated as Quantity/Base number*100

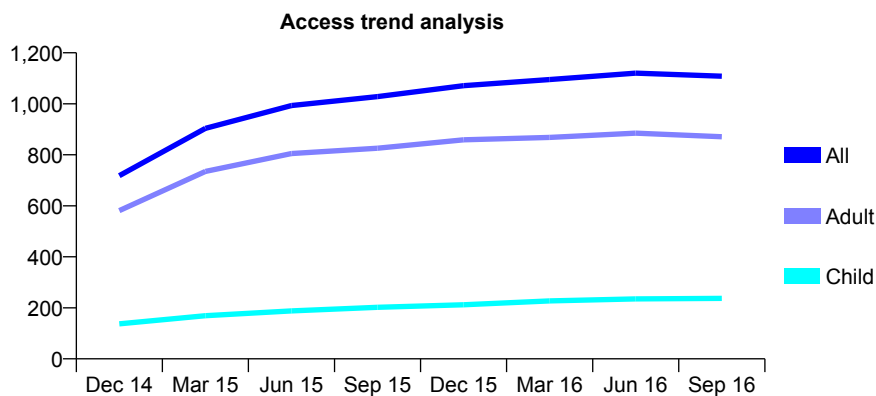
Q62 - Vital Signs At a Glance Contract Report for 768286/0001 - September 2016

Name or company name	MR NA BARAKJI
Contract type name	GDS Contract
Purpose of contract	General
Contract start date	01/04/2006
Contract end date	

16/17 Contracted general activity (UDA)	4,598
Carry forward general activity (UDA)	-40
16/17 Contracted orthodontic activity (UOA)	0
Carry forward orthodontic activity (UOA)	0
Baseline contract value	£148,111.69

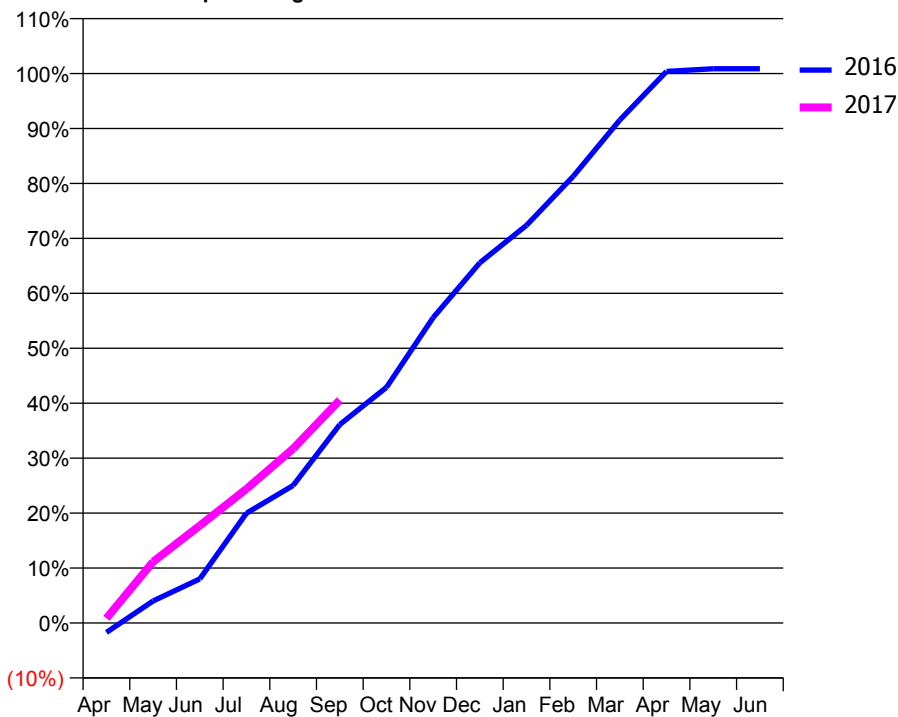
ACCESS*

Patients seen in 24 months	Total	Change since previous quarter
Quarter ending September 2015	1,028	
Quarter ending December 2015	1,071	↑
Quarter ending March 2016	1,095	↑
Quarter ending June 2016	1,120	↑
Quarter ending September 2016	1,108	↓
Variance since September 2015	7.8%	↑



ACTIVITY

Cumulative percentage of contracted UDA delivered 2016 & 2017



Month	Adjusted Scheduled Activity (UDA)	
	2016	2017
April	-79	40
May	185	512
June	368	815
July	919	1,122
August	1,151	1,459
September	1,660	1,866
October	1,972	
November	2,555	
December	3,014	
January	3,328	
February	3,737	
March	4,210	
April	4,616	
May	4,638	
June	4,638	

QUALITY

	Quantity	Base Number	Contract	AT	Region	England
% of FP17s for the same patient ID Re-attending within 3 months - Children	17	148	11.5%	9.9%	11.8%	12.4%
% of FP17s for the same patient ID Re-attending within 3 months - Adults	116	546	21.2%	16.0%	17.1%	16.7%
% of FP17s for the same patient ID Re-attending between 3 & 9 months - Children	69	148	46.6%	45.4%	45.8%	57.4%
% of FP17s for the same patient ID Re-attending between 3 & 9 months - Adults	227	546	41.6%	37.0%	37.6%	50.5%
% of FP17s for Band 1 Urgent Courses	125	592	21.1%	11.0%	10.6%	9.1%
% of FP17s Relating to Free Repair or Replacements	0	592	0.0%	0.6%	0.6%	0.8%
% of FP17s Relating to Continuations	9	592	1.5%	0.7%	0.9%	1.3%
% of Patients satisfied with the dentistry they have received	1	1	N/A	90.9%	90.2%	93.2%
% of Patients satisfied with the time they had to wait for an appointment	1	1	N/A	83.8%	83.8%	89.0%

* This is based on patients treated on this contract for their most recent course of treatment. Figures in italics indicate the base number of FP17s or Patient Questionnaire responses are less than 100. N/A is shown where the base number of responses is less than 10 during the period. % is calculated as Quantity/Base number*100

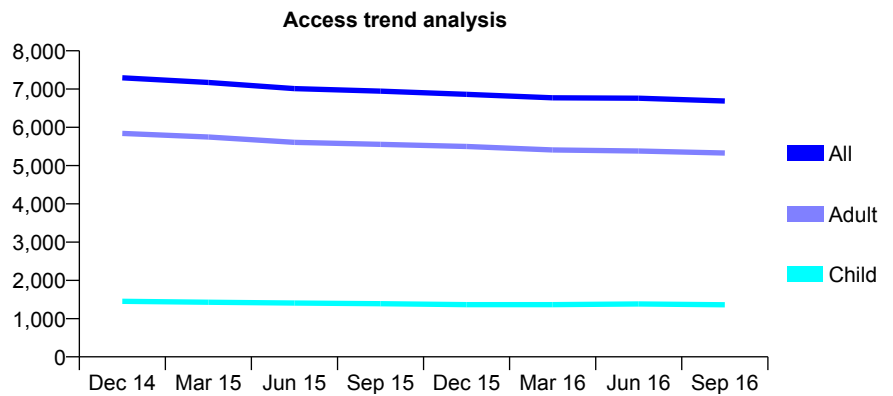
Q62 - Vital Signs At a Glance Contract Report for 768359/0001 - September 2016

Name or company name	MR KC SHAH
Contract type name	GDS Contract
Purpose of contract	General
Contract start date	01/04/2006
Contract end date	

16/17 Contracted general activity (UDA)	22,099
Carry forward general activity (UDA)	0
16/17 Contracted orthodontic activity (UOA)	0
Carry forward orthodontic activity (UOA)	0
Baseline contract value	£649,807.98

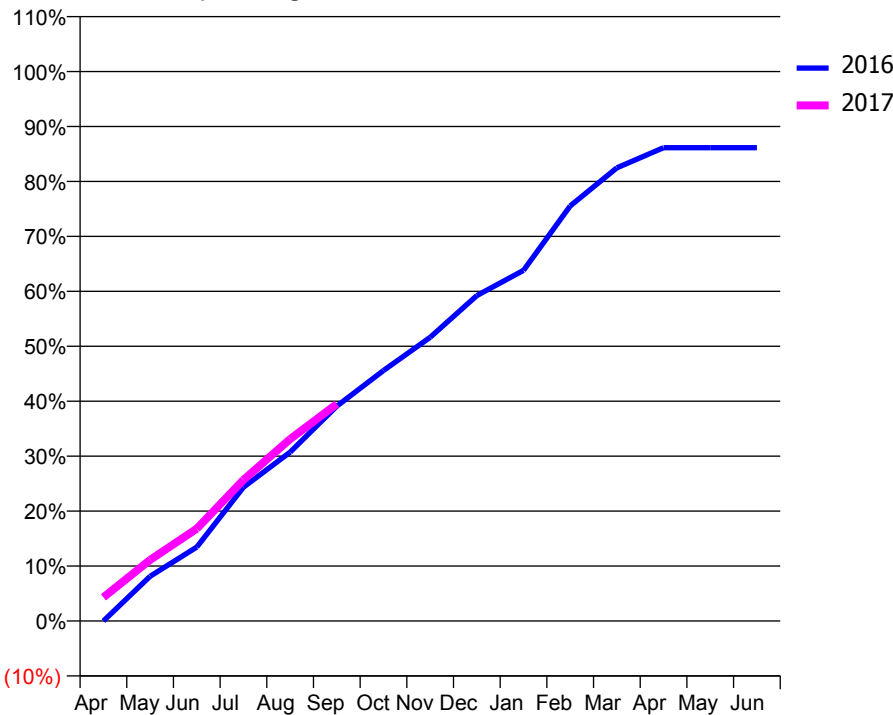
ACCESS*

Patients seen in 24 months	Total	Change since previous quarter
Quarter ending September 2015	6,946	
Quarter ending December 2015	6,862	↓
Quarter ending March 2016	6,771	↓
Quarter ending June 2016	6,761	→
Quarter ending September 2016	6,688	↓
Variance since September 2015	(3.7%)	↓



ACTIVITY

Cumulative percentage of contracted UDA delivered 2016 & 2017



Month	Adjusted Scheduled Activity (UDA)	
	2016	2017
April	0	950
May	1,797	2,457
June	2,972	3,713
July	5,384	5,677
August	6,790	7,320
September	8,640	8,727
October	10,077	
November	11,411	
December	13,089	
January	14,099	
February	16,693	
March	18,224	
April	19,034	
May	19,036	
June	19,036	

QUALITY

	Quantity	Base Number	Contract	AT	Region	England
% of FP17s for the same patient ID Re-attending within 3 months - Children	52	870	6.0%	9.9%	11.8%	12.4%
% of FP17s for the same patient ID Re-attending within 3 months - Adults	439	3,071	14.3%	16.0%	17.1%	16.7%
% of FP17s for the same patient ID Re-attending between 3 & 9 months - Children	433	870	49.8%	45.4%	45.8%	57.4%
% of FP17s for the same patient ID Re-attending between 3 & 9 months - Adults	1,275	3,071	41.5%	37.0%	37.6%	50.5%
% of FP17s for Band 1 Urgent Courses	310	3,612	8.6%	11.0%	10.6%	9.1%
% of FP17s Relating to Free Repair or Replacements	27	3,612	0.7%	0.6%	0.6%	0.8%
% of FP17s Relating to Continuations	46	3,612	1.3%	0.7%	0.9%	1.3%
% of Patients satisfied with the dentistry they have received	6	6	N/A	90.9%	90.2%	93.2%
% of Patients satisfied with the time they had to wait for an appointment	6	6	N/A	83.8%	83.8%	89.0%

* This is based on patients treated on this contract for their most recent course of treatment. Figures in italics indicate the base number of FP17s or Patient Questionnaire responses are less than 100. N/A is shown where the base number of responses is less than 10 during the period. % is calculated as Quantity/Base number*100

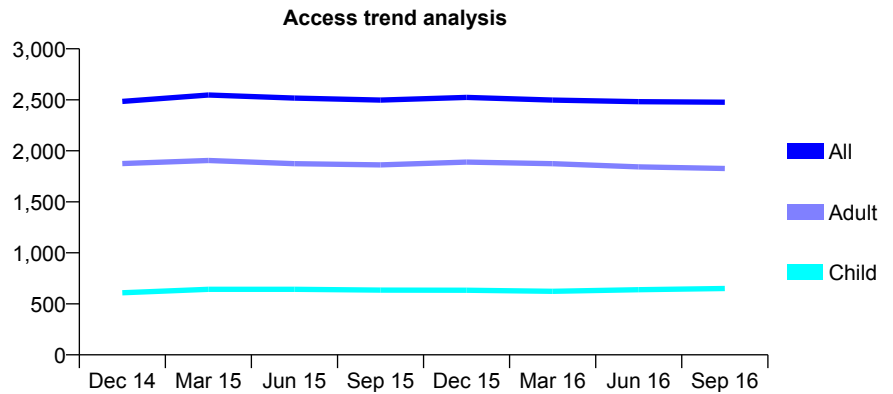
Q62 - Vital Signs At a Glance Contract Report for 769576/0001 - September 2016

Name or company name	MR E GANJEH KHOSRAVI
Contract type name	GDS Contract
Purpose of contract	General
Contract start date	01/04/2006
Contract end date	

16/17 Contracted general activity (UDA)	9,073
Carry forward general activity (UDA)	0
16/17 Contracted orthodontic activity (UOA)	0
Carry forward orthodontic activity (UOA)	0
Baseline contract value	£275,529.09

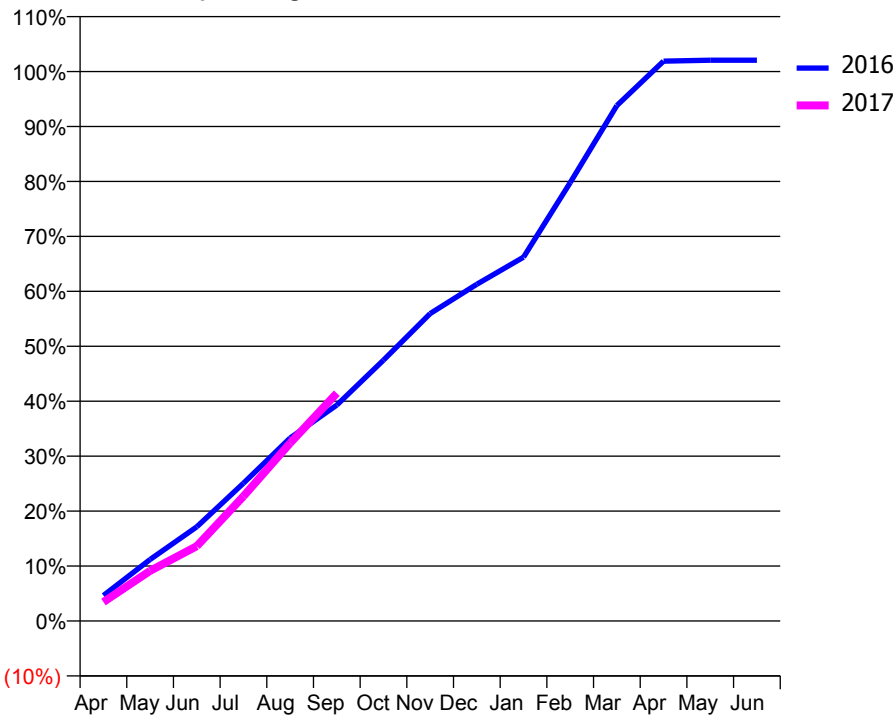
ACCESS*

Patients seen in 24 months	Total	Change since previous quarter
Quarter ending September 2015	2,497	
Quarter ending December 2015	2,523	→
Quarter ending March 2016	2,497	↓
Quarter ending June 2016	2,482	→
Quarter ending September 2016	2,477	→
Variance since September 2015	(0.8%)	→



ACTIVITY

Cumulative percentage of contracted UDA delivered 2016 & 2017



Month	Adjusted Scheduled Activity (UDA)	
	2016	2017
April	422	313
May	1,017	828
June	1,556	1,236
July	2,276	2,060
August	3,022	2,939
September	3,566	3,762
October	4,307	
November	5,077	
December	5,560	
January	6,008	
February	7,239	
March	8,511	
April	9,243	
May	9,258	
June	9,258	

QUALITY

	Quantity	Base Number	Contract	AT	Region	England
% of FP17s for the same patient ID Re-attending within 3 months - Children	27	381	7.1%	9.9%	11.8%	12.4%
% of FP17s for the same patient ID Re-attending within 3 months - Adults	175	927	18.9%	16.0%	17.1%	16.7%
% of FP17s for the same patient ID Re-attending between 3 & 9 months - Children	126	381	33.1%	45.4%	45.8%	57.4%
% of FP17s for the same patient ID Re-attending between 3 & 9 months - Adults	283	927	30.5%	37.0%	37.6%	50.5%
% of FP17s for Band 1 Urgent Courses	177	1,153	15.4%	11.0%	10.6%	9.1%
% of FP17s Relating to Free Repair or Replacements	2	1,153	0.2%	0.6%	0.6%	0.8%
% of FP17s Relating to Continuations	2	1,153	0.2%	0.7%	0.9%	1.3%
% of Patients satisfied with the dentistry they have received	0	0	N/A	90.9%	90.2%	93.2%
% of Patients satisfied with the time they had to wait for an appointment	0	0	N/A	83.8%	83.8%	89.0%

* This is based on patients treated on this contract for their most recent course of treatment. Figures in italics indicate the base number of FP17s or Patient Questionnaire responses are less than 100. N/A is shown where the base number of responses is less than 10 during the period. % is calculated as Quantity/Base number*100

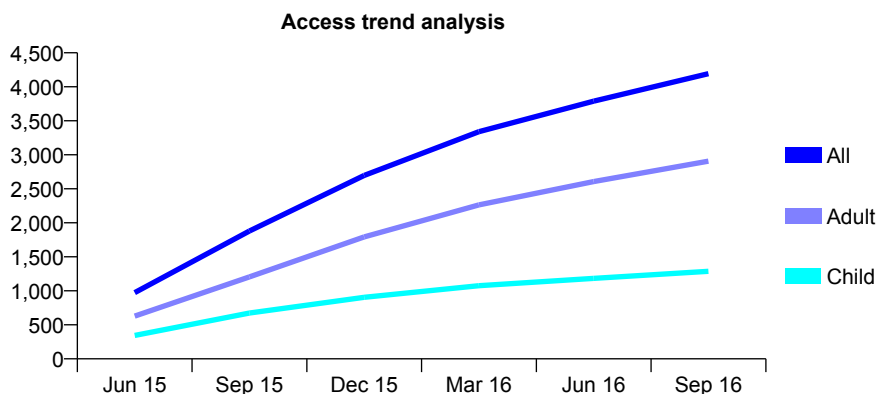
Q62 - Vital Signs At a Glance Contract Report for 770124/0002 - September 2016

Name or company name	MR DS NAR
Contract type name	GDS Contract
Purpose of contract	General
Contract start date	01/04/2015
Contract end date	

16/17 Contracted general activity (UDA)	16,141
Carry forward general activity (UDA)	-286
16/17 Contracted orthodontic activity (UOA)	0
Carry forward orthodontic activity (UOA)	0
Baseline contract value	£547,267.85

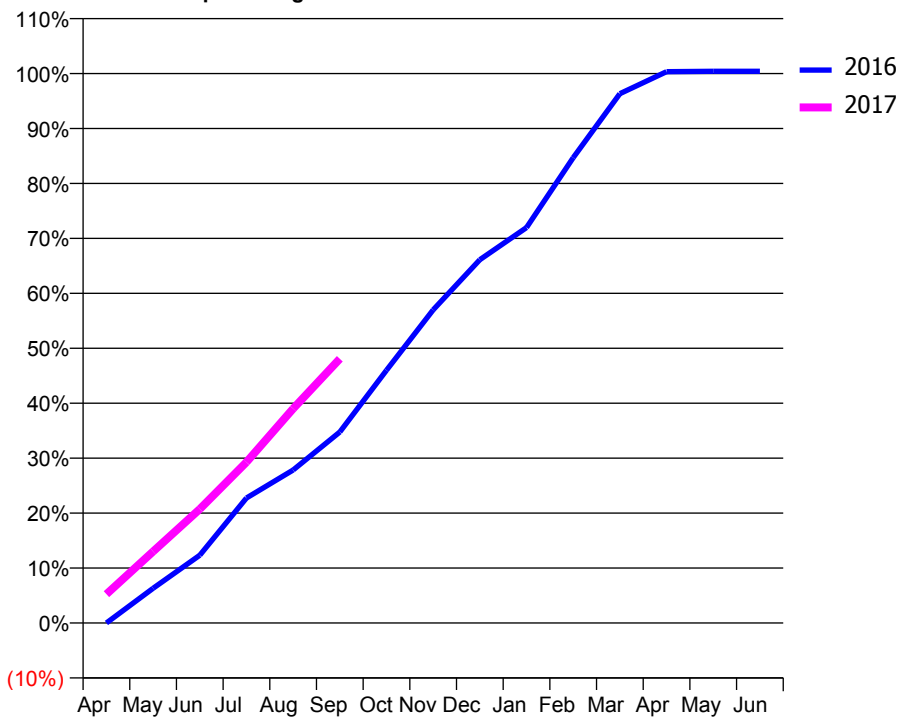
ACCESS*

Patients seen in 24 months	Total	Change since previous quarter
Quarter ending September 2015	1,879	
Quarter ending December 2015	2,697	↑
Quarter ending March 2016	3,340	↑
Quarter ending June 2016	3,789	↑
Quarter ending September 2016	4,193	↑
Variance since September 2015	123.2%	↑



ACTIVITY

Cumulative percentage of contracted UDA delivered 2016 & 2017



Adjusted Scheduled Activity (UDA)

Month	2016	2017
April	0	849
May	1,022	2,102
June	1,992	3,345
July	3,673	4,725
August	4,496	6,297
September	5,609	7,760
October	7,425	
November	9,199	
December	10,671	
January	11,616	
February	13,666	
March	15,547	
April	16,196	
May	16,206	
June	16,206	

QUALITY

	Quantity	Base Number	Contract	AT	Region	England
% of FP17s for the same patient ID Re-attending within 3 months - Children	154	1,061	14.5%	9.9%	11.8%	12.4%
% of FP17s for the same patient ID Re-attending within 3 months - Adults	371	2,016	18.4%	16.0%	17.1%	16.7%
% of FP17s for the same patient ID Re-attending between 3 & 9 months - Children	541	1,061	51.0%	45.4%	45.8%	57.4%
% of FP17s for the same patient ID Re-attending between 3 & 9 months - Adults	769	2,016	38.1%	37.0%	37.6%	50.5%
% of FP17s for Band 1 Urgent Courses	281	2,822	10.0%	11.0%	10.6%	9.1%
% of FP17s Relating to Free Repair or Replacements	12	2,822	0.4%	0.6%	0.6%	0.8%
% of FP17s Relating to Continuations	9	2,822	0.3%	0.7%	0.9%	1.3%
% of Patients satisfied with the dentistry they have received	3	3	N/A	90.9%	90.2%	93.2%
% of Patients satisfied with the time they had to wait for an appointment	3	3	N/A	83.8%	83.8%	89.0%

* This is based on patients treated on this contract for their most recent course of treatment. Figures in italics indicate the base number of FP17s or Patient Questionnaire responses are less than 100. N/A is shown where the base number of responses is less than 10 during the period. % is calculated as Quantity/Base number*100

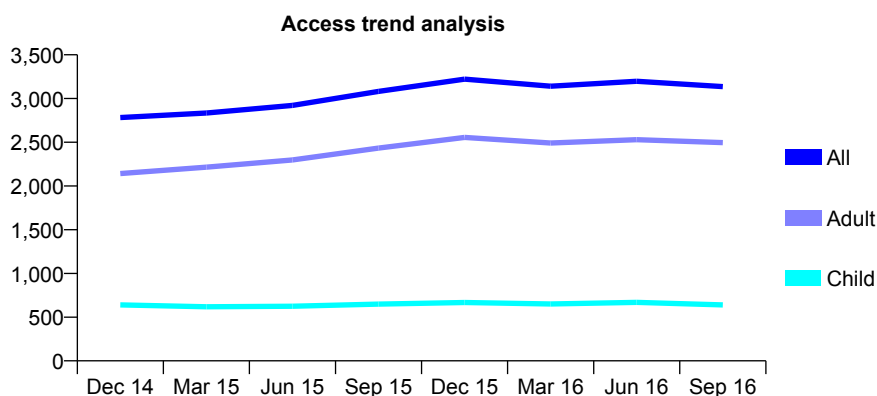
Q62 - Vital Signs At a Glance Contract Report for 771996/0001 - September 2016

Name or company name	MR H RAZBAN
Contract type name	GDS Contract
Purpose of contract	General
Contract start date	01/04/2006
Contract end date	

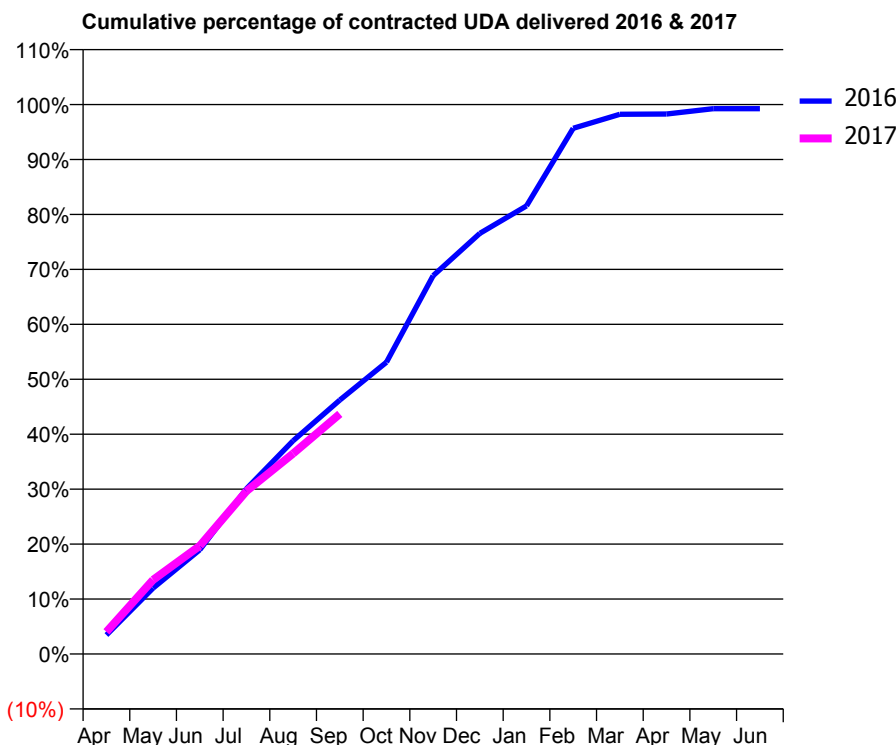
16/17 Contracted general activity (UDA)	10,339
Carry forward general activity (UDA)	79
16/17 Contracted orthodontic activity (UOA)	0
Carry forward orthodontic activity (UOA)	0
Baseline contract value	£307,598.83

ACCESS*

Patients seen in 24 months	Total	Change since previous quarter
Quarter ending September 2015	3,082	
Quarter ending December 2015	3,222	↑
Quarter ending March 2016	3,141	↓
Quarter ending June 2016	3,198	→
Quarter ending September 2016	3,136	↓
Variance since September 2015	1.8%	→



ACTIVITY



Month	Adjusted Scheduled Activity (UDA)	
	2016	2017
April	358	419
May	1,241	1,396
June	1,960	2,036
July	3,109	3,065
August	4,013	3,772
September	4,778	4,519
October	5,491	
November	7,120	
December	7,913	
January	8,430	
February	9,892	
March	10,154	
April	10,161	
May	10,260	
June	10,260	

QUALITY

	Quantity	Base Number	Contract	AT	Region	England
% of FP17s for the same patient ID Re-attending within 3 months - Children	9	343	2.6%	9.9%	11.8%	12.4%
% of FP17s for the same patient ID Re-attending within 3 months - Adults	60	1,063	5.6%	16.0%	17.1%	16.7%
% of FP17s for the same patient ID Re-attending between 3 & 9 months - Children	117	343	34.1%	45.4%	45.8%	57.4%
% of FP17s for the same patient ID Re-attending between 3 & 9 months - Adults	334	1,063	31.4%	37.0%	37.6%	50.5%
% of FP17s for Band 1 Urgent Courses	63	1,382	4.6%	11.0%	10.6%	9.1%
% of FP17s Relating to Free Repair or Replacements	0	1,382	0.0%	0.6%	0.6%	0.8%
% of FP17s Relating to Continuations	9	1,382	0.7%	0.7%	0.9%	1.3%
% of Patients satisfied with the dentistry they have received	4	4	N/A	90.9%	90.2%	93.2%
% of Patients satisfied with the time they had to wait for an appointment	4	4	N/A	83.8%	83.8%	89.0%

* This is based on patients treated on this contract for their most recent course of treatment. Figures in italics indicate the base number of FP17s or Patient Questionnaire responses are less than 100. N/A is shown where the base number of responses is less than 10 during the period. % is calculated as Quantity/Base number*100

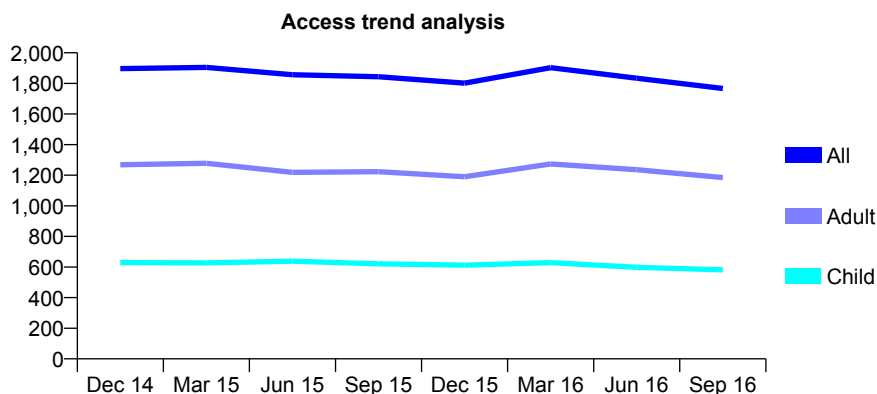
Q62 - Vital Signs At a Glance Contract Report for 774669/0001 - September 2016

Name or company name	MR SK SHARMA
Contract type name	GDS Contract
Purpose of contract	General
Contract start date	01/04/2006
Contract end date	

16/17 Contracted general activity (UDA)	3,197
Carry forward general activity (UDA)	0
16/17 Contracted orthodontic activity (UOA)	0
Carry forward orthodontic activity (UOA)	0
Baseline contract value	£104,102.60

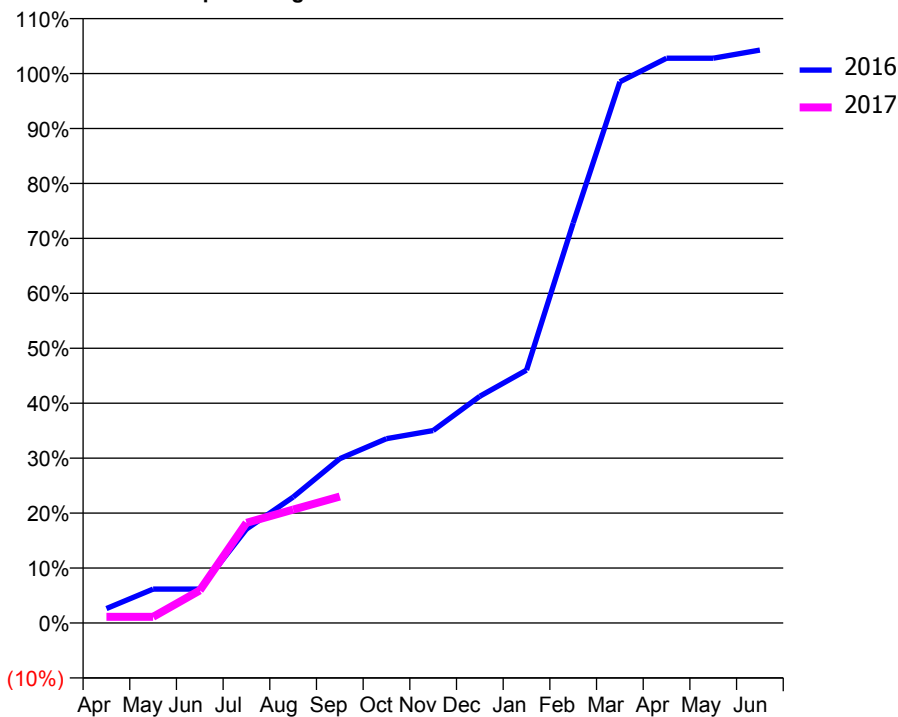
ACCESS*

Patients seen in 24 months	Total	Change since previous quarter
Quarter ending September 2015	1,844	
Quarter ending December 2015	1,802	↓
Quarter ending March 2016	1,903	↑
Quarter ending June 2016	1,834	↓
Quarter ending September 2016	1,767	↓
Variance since September 2015	(4.2%)	↓



ACTIVITY

Cumulative percentage of contracted UDA delivered 2016 & 2017



Adjusted Scheduled Activity (UDA)

Month	2016	2017
April	84	36
May	198	36
June	198	189
July	546	583
August	733	660
September	956	736
October	1,073	-
November	1,120	-
December	1,319	-
January	1,471	-
February	2,327	-
March	3,149	-
April	3,286	-
May	3,286	-
June	3,334	-

QUALITY

	Quantity	Base Number	Contract	AT	Region	England
% of FP17s for the same patient ID Re-attending within 3 months - Children	9	203	4.4%	9.9%	11.8%	12.4%
% of FP17s for the same patient ID Re-attending within 3 months - Adults	29	269	10.8%	16.0%	17.1%	16.7%
% of FP17s for the same patient ID Re-attending between 3 & 9 months - Children	44	203	21.7%	45.4%	45.8%	57.4%
% of FP17s for the same patient ID Re-attending between 3 & 9 months - Adults	51	269	19.0%	37.0%	37.6%	50.5%
% of FP17s for Band 1 Urgent Courses	25	206	12.1%	11.0%	10.6%	9.1%
% of FP17s Relating to Free Repair or Replacements	0	206	0.0%	0.6%	0.6%	0.8%
% of FP17s Relating to Continuations	0	206	0.0%	0.7%	0.9%	1.3%
% of Patients satisfied with the dentistry they have received	1	1	N/A	90.9%	90.2%	93.2%
% of Patients satisfied with the time they had to wait for an appointment	0	1	N/A	83.8%	83.8%	89.0%

* This is based on patients treated on this contract for their most recent course of treatment. Figures in italics indicate the base number of FP17s or Patient Questionnaire responses are less than 100. N/A is shown where the base number of responses is less than 10 during the period. % is calculated as Quantity/Base number*100

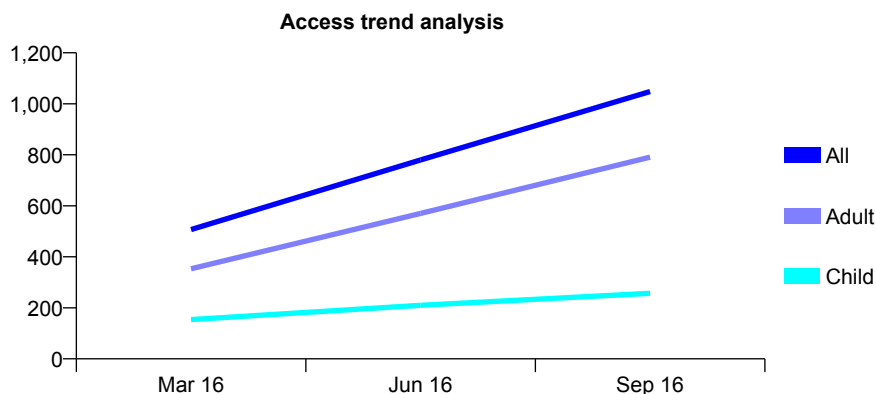
Q62 - Vital Signs At a Glance Contract Report for 775215/0011 - September 2016

Name or company name	MR C PATEL
Contract type name	GDS Contract
Purpose of contract	General
Contract start date	01/01/2016
Contract end date	

16/17 Contracted general activity (UDA)	7,200
Carry forward general activity (UDA)	-56
16/17 Contracted orthodontic activity (UOA)	0
Carry forward orthodontic activity (UOA)	0
Baseline contract value	£216,676.31

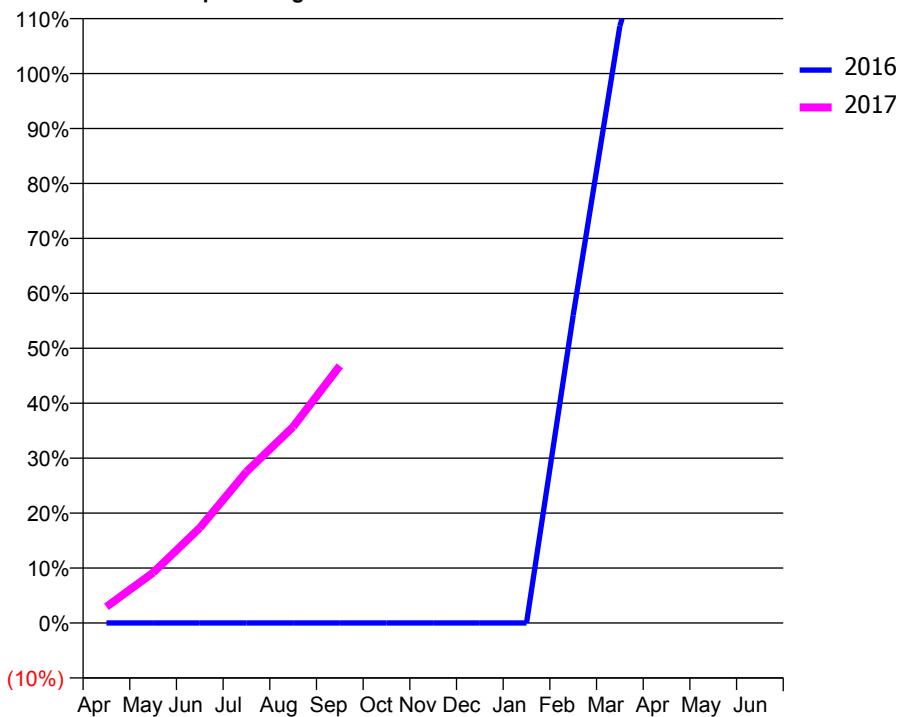
ACCESS*

Patients seen in 24 months	Total	Change since previous quarter
Quarter ending September 2015	0	
Quarter ending December 2015	0	
Quarter ending March 2016	507	
Quarter ending June 2016	780	↑
Quarter ending September 2016	1,048	↑
Variance since September 2015	N/A	



ACTIVITY

Cumulative percentage of contracted UDA delivered 2016 & 2017



Adjusted Scheduled Activity (UDA)

Month	2016	2017
April	0	212
May	0	659
June	0	1,247
July	0	1,981
August	0	2,572
September	0	3,370
October	0	
November	0	
December	0	
January	0	
February	1,008	
March	1,956	
April	2,448	
May	2,451	
June	2,451	

QUALITY

	Quantity	Base Number	Contract	AT	Region	England
% of FP17s for the same patient ID Re-attending within 3 months - Children	18	206	8.7%	9.9%	11.8%	12.4%
% of FP17s for the same patient ID Re-attending within 3 months - Adults	71	657	10.8%	16.0%	17.1%	16.7%
% of FP17s for the same patient ID Re-attending between 3 & 9 months - Children	45	206	21.8%	45.4%	45.8%	57.4%
% of FP17s for the same patient ID Re-attending between 3 & 9 months - Adults	94	657	14.3%	37.0%	37.6%	50.5%
% of FP17s for Band 1 Urgent Courses	89	755	11.8%	11.0%	10.6%	9.1%
% of FP17s Relating to Free Repair or Replacements	1	755	0.1%	0.6%	0.6%	0.8%
% of FP17s Relating to Continuations	4	755	0.5%	0.7%	0.9%	1.3%
% of Patients satisfied with the dentistry they have received	0	0	N/A	90.9%	90.2%	93.2%
% of Patients satisfied with the time they had to wait for an appointment	0	0	N/A	83.8%	83.8%	89.0%

* This is based on patients treated on this contract for their most recent course of treatment. Figures in italics indicate the base number of FP17s or Patient Questionnaire responses are less than 100. N/A is shown where the base number of responses is less than 10 during the period. % is calculated as Quantity/Base number*100

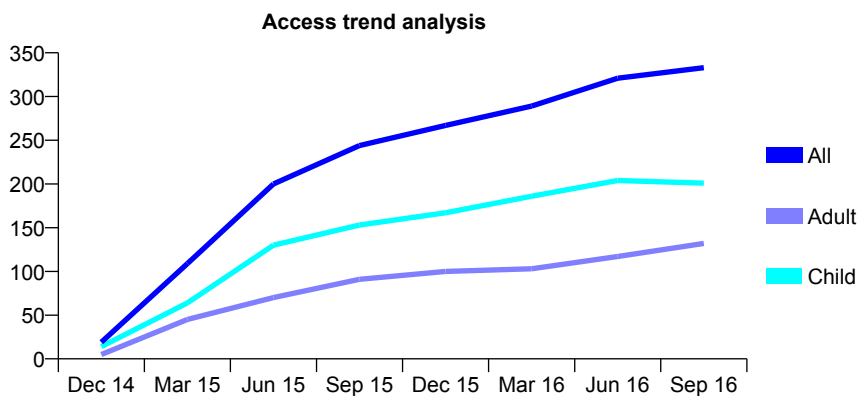
Q62 - Vital Signs At a Glance Contract Report for 784907/0001 - September 2016

Name or company name	MISS GA KSHIRSAGAR
Contract type name	GDS Contract
Purpose of contract	General
Contract start date	01/11/2014
Contract end date	

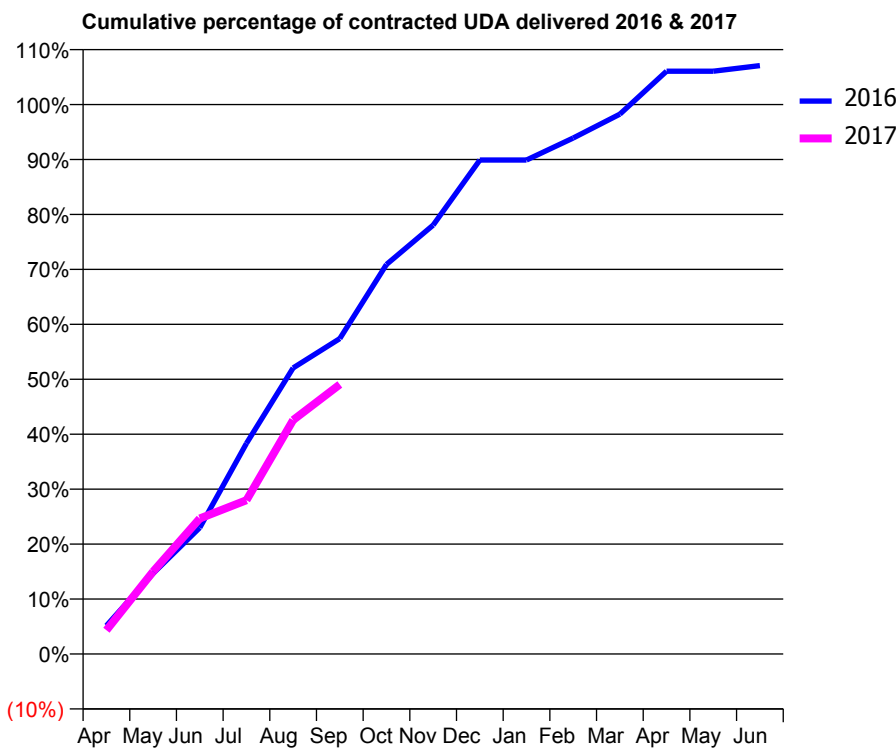
16/17 Contracted general activity (UDA)	600
Carry forward general activity (UDA)	0
16/17 Contracted orthodontic activity (UOA)	0
Carry forward orthodontic activity (UOA)	0
Baseline contract value	£13,856.92

ACCESS*

Patients seen in 24 months	Total	Change since previous quarter
Quarter ending September 2015	244	
Quarter ending December 2015	267	↑
Quarter ending March 2016	289	↑
Quarter ending June 2016	321	↑
Quarter ending September 2016	333	↑
Variance since September 2015	36.5%	↑



ACTIVITY



Adjusted Scheduled Activity (UDA)		
Month	2016	2017
April	31	26
May	88	90
June	138	148
July	230	168
August	312	255
September	344	294
October	425	
November	468	
December	539	
January	539	
February	563	
March	589	
April	636	
May	636	
June	642	

QUALITY

	Quantity	Base Number	Contract	AT	Region	England
% of FP17s for the same patient ID Re-attending within 3 months - Children	2	137	1.5%	9.9%	11.8%	12.4%
% of FP17s for the same patient ID Re-attending within 3 months - Adults	0	45	0.0%	16.0%	17.1%	16.7%
% of FP17s for the same patient ID Re-attending between 3 & 9 months - Children	74	137	54.0%	45.4%	45.8%	57.4%
% of FP17s for the same patient ID Re-attending between 3 & 9 months - Adults	10	45	22.2%	37.0%	37.6%	50.5%
% of FP17s for Band 1 Urgent Courses	2	151	1.3%	11.0%	10.6%	9.1%
% of FP17s Relating to Free Repair or Replacements	0	151	0.0%	0.6%	0.6%	0.8%
% of FP17s Relating to Continuations	0	151	0.0%	0.7%	0.9%	1.3%
% of Patients satisfied with the dentistry they have received	0	0	N/A	90.9%	90.2%	93.2%
% of Patients satisfied with the time they had to wait for an appointment	0	0	N/A	83.8%	83.8%	89.0%

* This is based on patients treated on this contract for their most recent course of treatment. Figures in italics indicate the base number of FP17s or Patient Questionnaire responses are less than 100. N/A is shown where the base number of responses is less than 10 during the period. % is calculated as Quantity/Base number*100

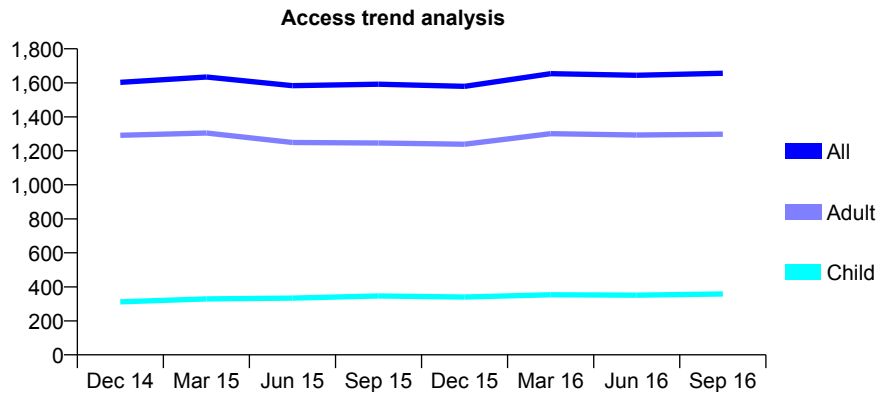
Q62 - Vital Signs At a Glance Contract Report for 785768/0001 - September 2016

Name or company name	MR V HRKALOVIC
Contract type name	GDS Contract
Purpose of contract	General
Contract start date	01/04/2006
Contract end date	

16/17 Contracted general activity (UDA)	6,127
Carry forward general activity (UDA)	131
16/17 Contracted orthodontic activity (UOA)	0
Carry forward orthodontic activity (UOA)	0
Baseline contract value	£149,204.86

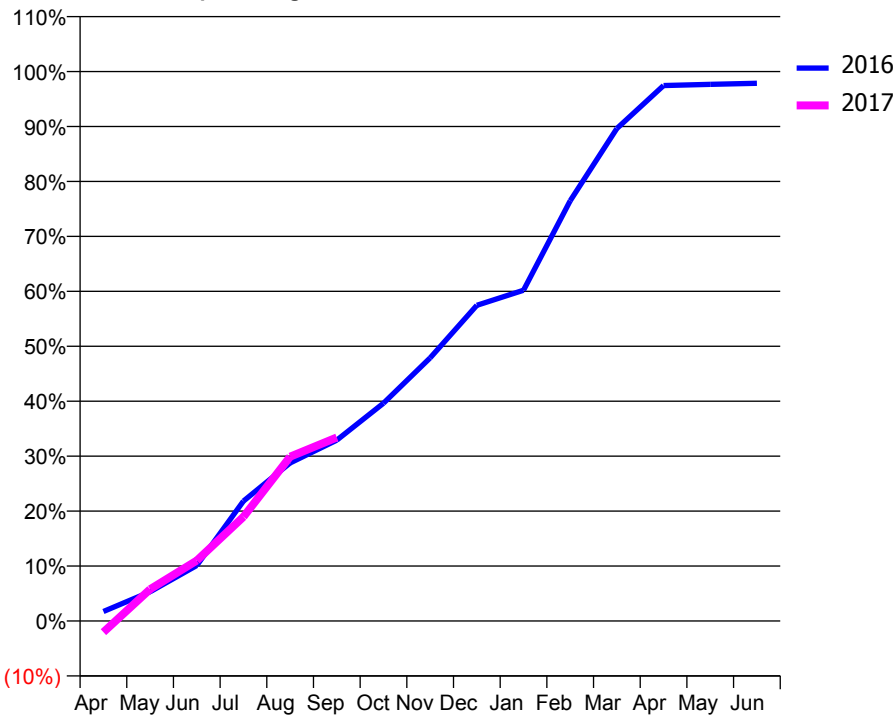
ACCESS*

Patients seen in 24 months	Total	Change since previous quarter
Quarter ending September 2015	1,592	
Quarter ending December 2015	1,579	→
Quarter ending March 2016	1,654	↑
Quarter ending June 2016	1,644	→
Quarter ending September 2016	1,656	→
Variance since September 2015	4.0%	↑



ACTIVITY

Cumulative percentage of contracted UDA delivered 2016 & 2017



Month	Adjusted Scheduled Activity (UDA)	
	2016	2017
April	107	-126
May	327	354
June	619	674
July	1,337	1,161
August	1,762	1,833
September	2,017	2,047
October	2,429	
November	2,934	
December	3,519	
January	3,689	
February	4,685	
March	5,491	
April	5,971	
May	5,984	
June	5,996	

QUALITY

	Quantity	Base Number	Contract	AT	Region	England
% of FP17s for the same patient ID Re-attending within 3 months - Children	9	171	5.3%	9.9%	11.8%	12.4%
% of FP17s for the same patient ID Re-attending within 3 months - Adults	30	547	5.5%	16.0%	17.1%	16.7%
% of FP17s for the same patient ID Re-attending between 3 & 9 months - Children	72	171	42.1%	45.4%	45.8%	57.4%
% of FP17s for the same patient ID Re-attending between 3 & 9 months - Adults	212	547	38.8%	37.0%	37.6%	50.5%
% of FP17s for Band 1 Urgent Courses	20	610	3.3%	11.0%	10.6%	9.1%
% of FP17s Relating to Free Repair or Replacements	0	610	0.0%	0.6%	0.6%	0.8%
% of FP17s Relating to Continuations	0	610	0.0%	0.7%	0.9%	1.3%
% of Patients satisfied with the dentistry they have received	2	3	N/A	90.9%	90.2%	93.2%
% of Patients satisfied with the time they had to wait for an appointment	3	3	N/A	83.8%	83.8%	89.0%

* This is based on patients treated on this contract for their most recent course of treatment. Figures in italics indicate the base number of FP17s or Patient Questionnaire responses are less than 100. N/A is shown where the base number of responses is less than 10 during the period. % is calculated as Quantity/Base number*100

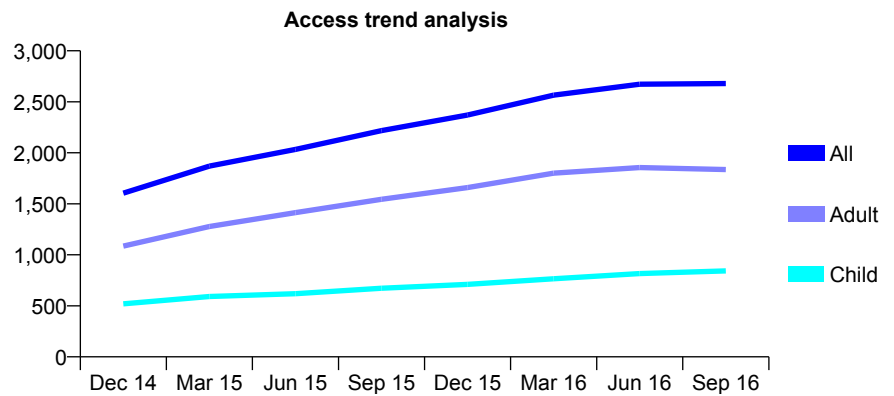
Q62 - Vital Signs At a Glance Contract Report for 785806/0002 - September 2016

Name or company name	MR M BHARDWAJ
Contract type name	GDS Contract
Purpose of contract	General
Contract start date	01/04/2014
Contract end date	

16/17 Contracted general activity (UDA)	6,181
Carry forward general activity (UDA)	-107
16/17 Contracted orthodontic activity (UOA)	0
Carry forward orthodontic activity (UOA)	0
Baseline contract value	£174,908.87

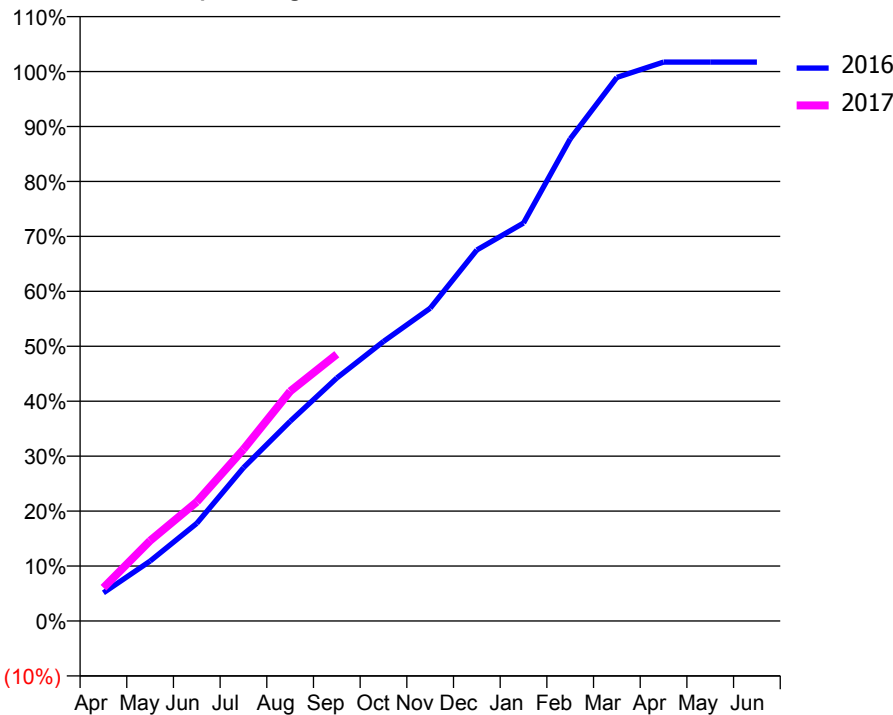
ACCESS*

Patients seen in 24 months	Total	Change since previous quarter
Quarter ending September 2015	2,218	
Quarter ending December 2015	2,371	↑
Quarter ending March 2016	2,566	↑
Quarter ending June 2016	2,672	↑
Quarter ending September 2016	2,679	→
Variance since September 2015	20.8%	↑



ACTIVITY

Cumulative percentage of contracted UDA delivered 2016 & 2017



Month	Adjusted Scheduled Activity (UDA)	
	2016	2017
April	318	374
May	674	904
June	1,099	1,341
July	1,725	1,931
August	2,246	2,583
September	2,734	3,000
October	3,145	
November	3,519	
December	4,174	
January	4,477	
February	5,423	
March	6,115	
April	6,288	
May	6,288	
June	6,288	

QUALITY

	Quantity	Base Number	Contract	AT	Region	England
% of FP17s for the same patient ID Re-attending within 3 months - Children	74	603	12.3%	9.9%	11.8%	12.4%
% of FP17s for the same patient ID Re-attending within 3 months - Adults	149	1,045	14.3%	16.0%	17.1%	16.7%
% of FP17s for the same patient ID Re-attending between 3 & 9 months - Children	256	603	42.5%	45.4%	45.8%	57.4%
% of FP17s for the same patient ID Re-attending between 3 & 9 months - Adults	402	1,045	38.5%	37.0%	37.6%	50.5%
% of FP17s for Band 1 Urgent Courses	105	1,545	6.8%	11.0%	10.6%	9.1%
% of FP17s Relating to Free Repair or Replacements	5	1,545	0.3%	0.6%	0.6%	0.8%
% of FP17s Relating to Continuations	13	1,545	0.8%	0.7%	0.9%	1.3%
% of Patients satisfied with the dentistry they have received	1	1	N/A	90.9%	90.2%	93.2%
% of Patients satisfied with the time they had to wait for an appointment	1	1	N/A	83.8%	83.8%	89.0%

* This is based on patients treated on this contract for their most recent course of treatment. Figures in italics indicate the base number of FP17s or Patient Questionnaire responses are less than 100. N/A is shown where the base number of responses is less than 10 during the period. % is calculated as Quantity/Base number*100

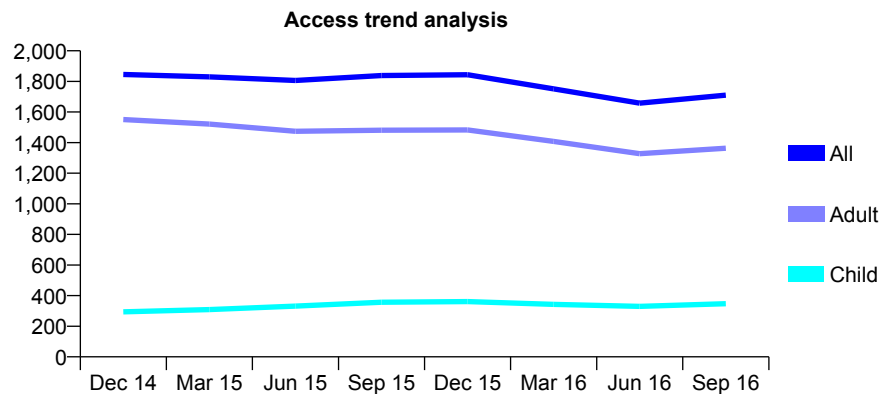
Q62 - Vital Signs At a Glance Contract Report for 786683/0001 - September 2016

Name or company name	MR MR FARIDRAD
Contract type name	GDS Contract
Purpose of contract	General
Contract start date	01/09/2008
Contract end date	

16/17 Contracted general activity (UDA)	5,270
Carry forward general activity (UDA)	-105
16/17 Contracted orthodontic activity (UOA)	0
Carry forward orthodontic activity (UOA)	0
Baseline contract value	£166,100.82

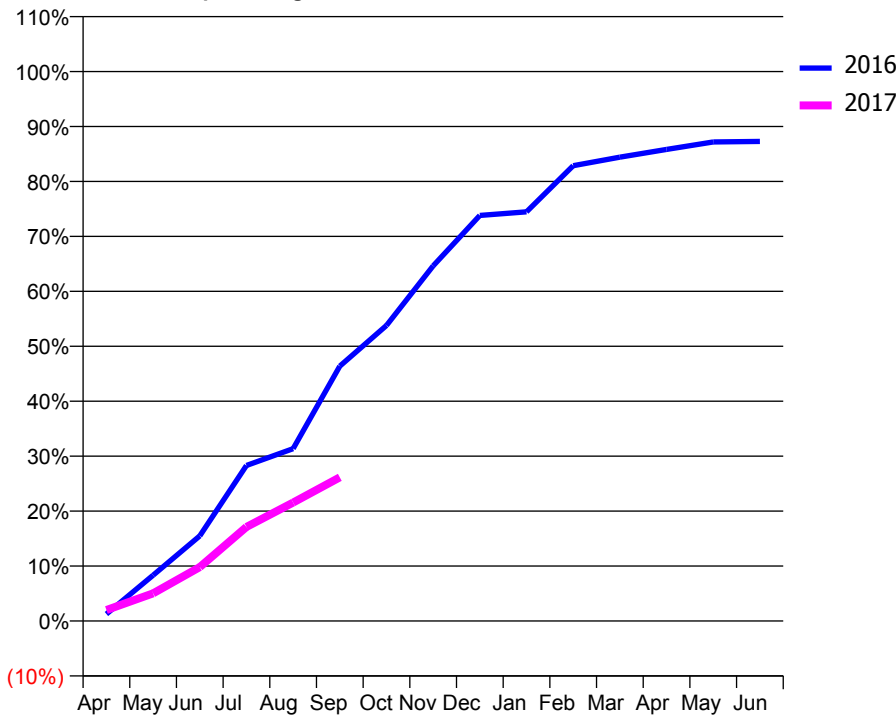
ACCESS*

Patients seen in 24 months	Total	Change since previous quarter
Quarter ending September 2015	1,838	
Quarter ending December 2015	1,844	→
Quarter ending March 2016	1,751	↓
Quarter ending June 2016	1,658	↓
Quarter ending September 2016	1,710	↑
Variance since September 2015	(7.0%)	↓



ACTIVITY

Cumulative percentage of contracted UDA delivered 2016 & 2017



Month	Adjusted Scheduled Activity (UDA)	
	2016	2017
April	67	105
May	439	266
June	816	518
July	1,492	902
August	1,653	1,136
September	2,445	1,379
October	2,834	
November	3,407	
December	3,890	
January	3,924	
February	4,367	
March	4,448	
April	4,523	
May	4,594	
June	4,599	

QUALITY

	Quantity	Base Number	Contract	AT	Region	England
% of FP17s for the same patient ID Re-attending within 3 months - Children	1	81	1.2%	9.9%	11.8%	12.4%
% of FP17s for the same patient ID Re-attending within 3 months - Adults	18	324	5.6%	16.0%	17.1%	16.7%
% of FP17s for the same patient ID Re-attending between 3 & 9 months - Children	26	81	32.1%	45.4%	45.8%	57.4%
% of FP17s for the same patient ID Re-attending between 3 & 9 months - Adults	101	324	31.2%	37.0%	37.6%	50.5%
% of FP17s for Band 1 Urgent Courses	33	367	9.0%	11.0%	10.6%	9.1%
% of FP17s Relating to Free Repair or Replacements	4	367	1.1%	0.6%	0.6%	0.8%
% of FP17s Relating to Continuations	0	367	0.0%	0.7%	0.9%	1.3%
% of Patients satisfied with the dentistry they have received	0	0	N/A	90.9%	90.2%	93.2%
% of Patients satisfied with the time they had to wait for an appointment	0	0	N/A	83.8%	83.8%	89.0%

* This is based on patients treated on this contract for their most recent course of treatment. Figures in italics indicate the base number of FP17s or Patient Questionnaire responses are less than 100. N/A is shown where the base number of responses is less than 10 during the period. % is calculated as Quantity/Base number*100

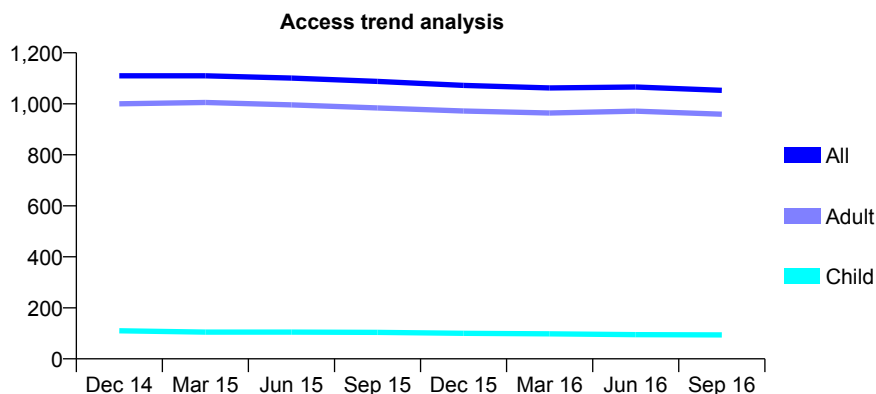
Q62 - Vital Signs At a Glance Contract Report for 801321/0001 - September 2016

Name or company name	MR AJ WEISS
Contract type name	GDS Contract
Purpose of contract	General
Contract start date	01/04/2006
Contract end date	

16/17 Contracted general activity (UDA)	4,912
Carry forward general activity (UDA)	0
16/17 Contracted orthodontic activity (UOA)	0
Carry forward orthodontic activity (UOA)	0
Baseline contract value	£106,584.31

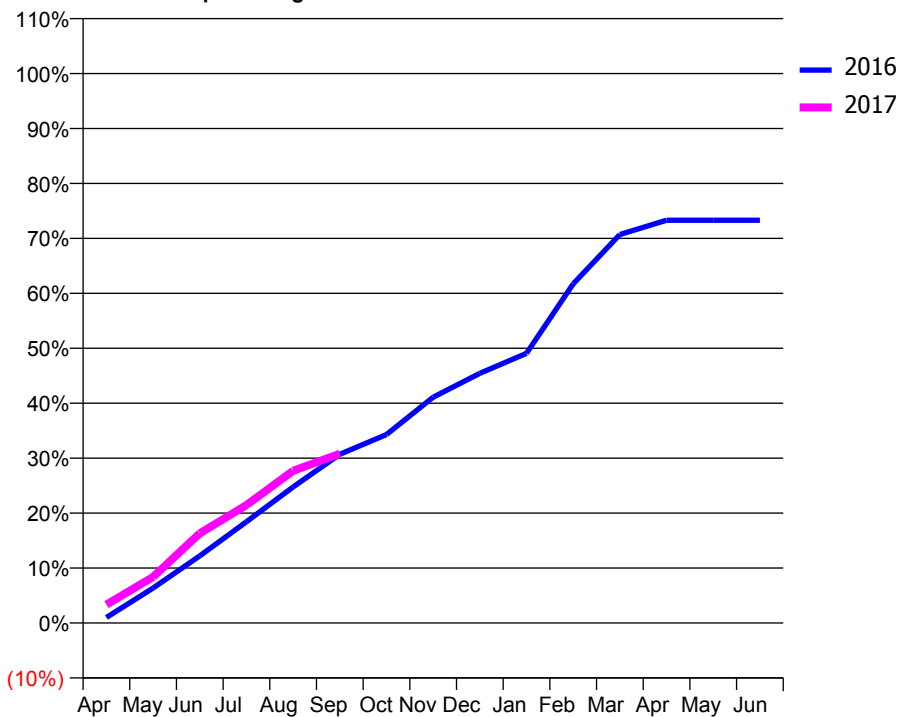
ACCESS*

Patients seen in 24 months	Total	Change since previous quarter
Quarter ending September 2015	1,088	
Quarter ending December 2015	1,072	↓
Quarter ending March 2016	1,062	→
Quarter ending June 2016	1,066	→
Quarter ending September 2016	1,053	↓
Variance since September 2015	(3.2%)	↓



ACTIVITY

Cumulative percentage of contracted UDA delivered 2016 & 2017



Adjusted Scheduled Activity (UDA)

Month	2016	2017
April	50	165
May	313	412
June	600	802
July	905	1,054
August	1,216	1,361
September	1,509	1,514
October	1,684	
November	2,019	
December	2,232	
January	2,410	
February	3,032	
March	3,473	
April	3,601	
May	3,601	
June	3,601	

QUALITY

	Quantity	Base Number	Contract	AT	Region	England
% of FP17s for the same patient ID Re-attending within 3 months - Children	1	48	2.1%	9.9%	11.8%	12.4%
% of FP17s for the same patient ID Re-attending within 3 months - Adults	114	682	16.7%	16.0%	17.1%	16.7%
% of FP17s for the same patient ID Re-attending between 3 & 9 months - Children	13	48	27.1%	45.4%	45.8%	57.4%
% of FP17s for the same patient ID Re-attending between 3 & 9 months - Adults	318	682	46.6%	37.0%	37.6%	50.5%
% of FP17s for Band 1 Urgent Courses	88	687	12.8%	11.0%	10.6%	9.1%
% of FP17s Relating to Free Repair or Replacements	0	687	0.0%	0.6%	0.6%	0.8%
% of FP17s Relating to Continuations	7	687	1.0%	0.7%	0.9%	1.3%
% of Patients satisfied with the dentistry they have received	1	1	N/A	90.9%	90.2%	93.2%
% of Patients satisfied with the time they had to wait for an appointment	1	1	N/A	83.8%	83.8%	89.0%

* This is based on patients treated on this contract for their most recent course of treatment. Figures in italics indicate the base number of FP17s or Patient Questionnaire responses are less than 100. N/A is shown where the base number of responses is less than 10 during the period. % is calculated as Quantity/Base number*100

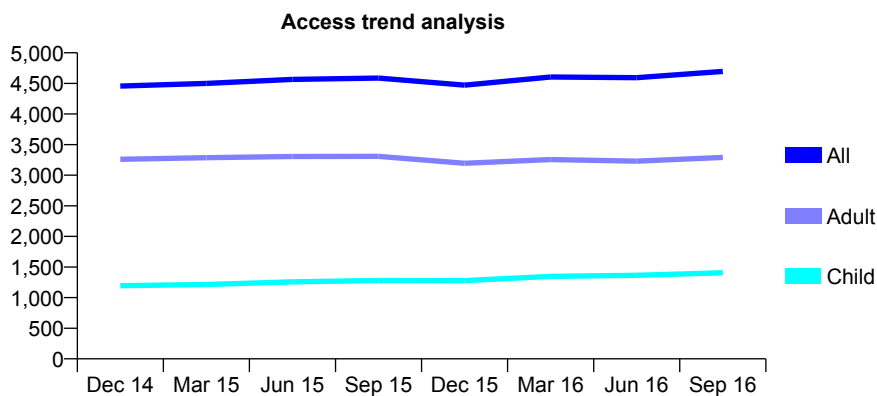
Q62 - Vital Signs At a Glance Contract Report for 808199/0001 - September 2016

Name or company name	MR BS BHOGAL
Contract type name	GDS Contract
Purpose of contract	General
Contract start date	01/04/2006
Contract end date	

16/17 Contracted general activity (UDA)	13,604
Carry forward general activity (UDA)	245
16/17 Contracted orthodontic activity (UOA)	0
Carry forward orthodontic activity (UOA)	0
Baseline contract value	£449,875.90

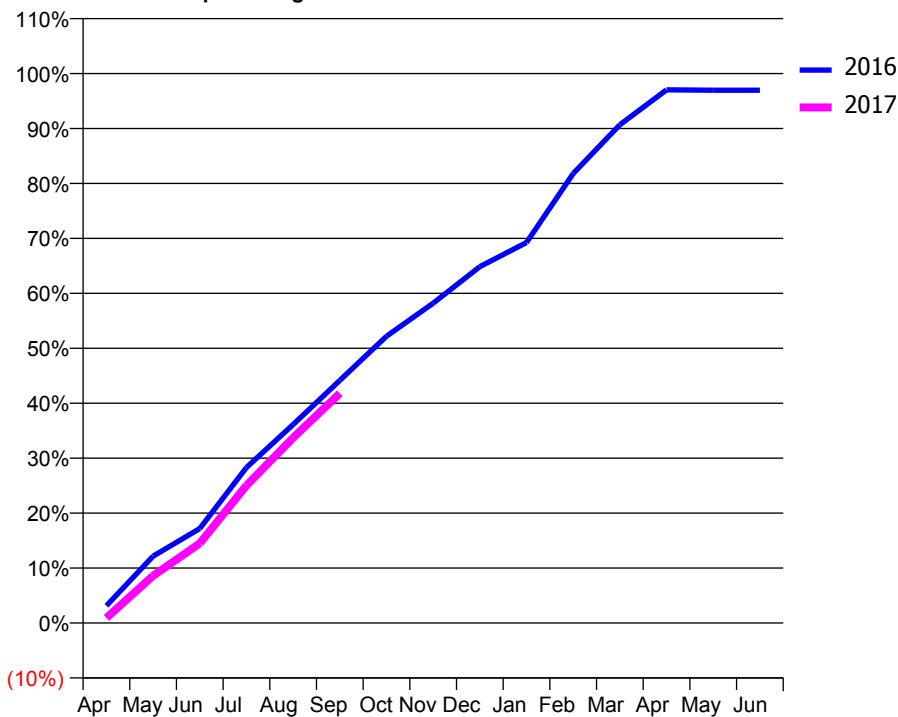
ACCESS*

Patients seen in 24 months	Total	Change since previous quarter
Quarter ending September 2015	4,587	
Quarter ending December 2015	4,471	↓
Quarter ending March 2016	4,605	↑
Quarter ending June 2016	4,593	→
Quarter ending September 2016	4,696	↑
Variance since September 2015	2.4%	↑



ACTIVITY

Cumulative percentage of contracted UDA delivered 2016 & 2017



Month	Adjusted Scheduled Activity (UDA)	
	2016	2017
April	427	126
May	1,655	1,169
June	2,338	1,973
July	3,852	3,404
August	4,915	4,587
September	6,006	5,685
October	7,099	
November	7,917	
December	8,821	
January	9,422	
February	11,128	
March	12,336	
April	13,201	
May	13,190	
June	13,191	

QUALITY

	Quantity	Base Number	Contract	AT	Region	England
% of FP17s for the same patient ID Re-attending within 3 months - Children	79	1,004	7.9%	9.9%	11.8%	12.4%
% of FP17s for the same patient ID Re-attending within 3 months - Adults	278	1,884	14.8%	16.0%	17.1%	16.7%
% of FP17s for the same patient ID Re-attending between 3 & 9 months - Children	507	1,004	50.5%	45.4%	45.8%	57.4%
% of FP17s for the same patient ID Re-attending between 3 & 9 months - Adults	645	1,884	34.2%	37.0%	37.6%	50.5%
% of FP17s for Band 1 Urgent Courses	446	2,620	17.0%	11.0%	10.6%	9.1%
% of FP17s Relating to Free Repair or Replacements	2	2,620	0.1%	0.6%	0.6%	0.8%
% of FP17s Relating to Continuations	6	2,620	0.2%	0.7%	0.9%	1.3%
% of Patients satisfied with the dentistry they have received	1	1	N/A	90.9%	90.2%	93.2%
% of Patients satisfied with the time they had to wait for an appointment	1	1	N/A	83.8%	83.8%	89.0%

* This is based on patients treated on this contract for their most recent course of treatment. Figures in italics indicate the base number of FP17s or Patient Questionnaire responses are less than 100. N/A is shown where the base number of responses is less than 10 during the period. % is calculated as Quantity/Base number*100

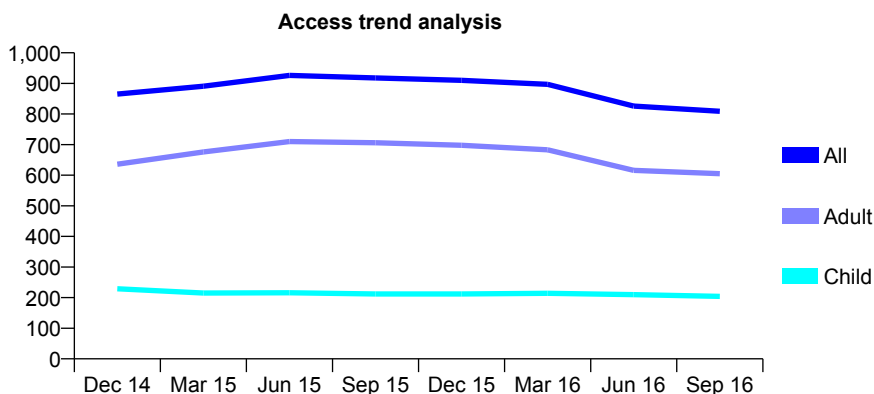
Q62 - Vital Signs At a Glance Contract Report for 812196/0001 - September 2016

Name or company name	MISS JP WATKINS
Contract type name	GDS Contract
Purpose of contract	General and Orthodontic
Contract start date	01/04/2006
Contract end date	

16/17 Contracted general activity (UDA)	1,719
Carry forward general activity (UDA)	-34
16/17 Contracted orthodontic activity (UOA)	159
Carry forward orthodontic activity (UOA)	7
Baseline contract value	£50,475.63

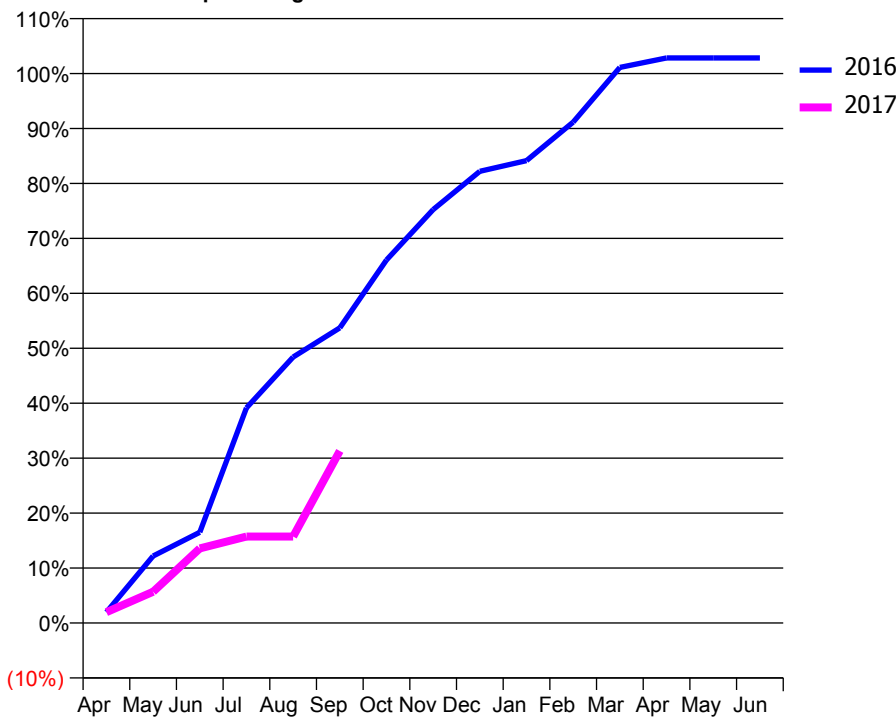
ACCESS*

Patients seen in 24 months	Total	Change since previous quarter
Quarter ending September 2015	918	
Quarter ending December 2015	910	→
Quarter ending March 2016	897	↓
Quarter ending June 2016	826	↓
Quarter ending September 2016	809	↓
Variance since September 2015	(11.9%)	↓



ACTIVITY

Cumulative percentage of contracted UDA delivered 2016 & 2017



Adjusted Scheduled Activity (UDA)

Month	2016	2017
April	34	34
May	210	98
June	284	234
July	673	271
August	832	271
September	923	538
October	1,136	
November	1,293	
December	1,413	
January	1,447	
February	1,567	
March	1,738	
April	1,768	
May	1,768	
June	1,768	

QUALITY

	Quantity	Base Number	Contract	AT	Region	England
% of FP17s for the same patient ID Re-attending within 3 months - Children	7	102	6.9%	9.9%	11.8%	12.4%
% of FP17s for the same patient ID Re-attending within 3 months - Adults	16	165	9.7%	16.0%	17.1%	16.7%
% of FP17s for the same patient ID Re-attending between 3 & 9 months - Children	38	102	37.3%	45.4%	45.8%	57.4%
% of FP17s for the same patient ID Re-attending between 3 & 9 months - Adults	37	165	22.4%	37.0%	37.6%	50.5%
% of FP17s for Band 1 Urgent Courses	32	246	13.0%	11.0%	10.6%	9.1%
% of FP17s Relating to Free Repair or Replacements	1	246	0.4%	0.6%	0.6%	0.8%
% of FP17s Relating to Continuations	4	246	1.6%	0.7%	0.9%	1.3%
% of Patients satisfied with the dentistry they have received	0	0	N/A	90.9%	90.2%	93.2%
% of Patients satisfied with the time they had to wait for an appointment	0	0	N/A	83.8%	83.8%	89.0%

* This is based on patients treated on this contract for their most recent course of treatment. Figures in italics indicate the base number of FP17s or Patient Questionnaire responses are less than 100. N/A is shown where the base number of responses is less than 10 during the period. % is calculated as Quantity/Base number*100

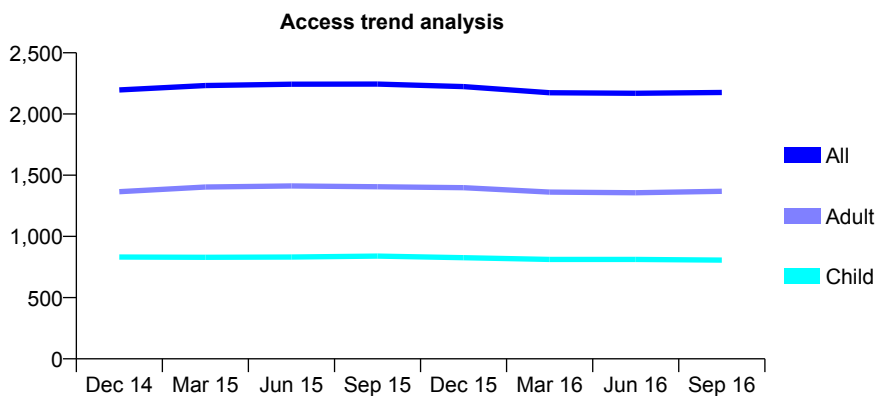
Q62 - Vital Signs At a Glance Contract Report for 813923/0002 - September 2016

Name or company name	MR JS MANDAIR
Contract type name	GDS Contract
Purpose of contract	General and Orthodontic
Contract start date	01/11/2006
Contract end date	

16/17 Contracted general activity (UDA)	4,546
Carry forward general activity (UDA)	0
16/17 Contracted orthodontic activity (UOA)	533
Carry forward orthodontic activity (UOA)	0
Baseline contract value	£197,451.84

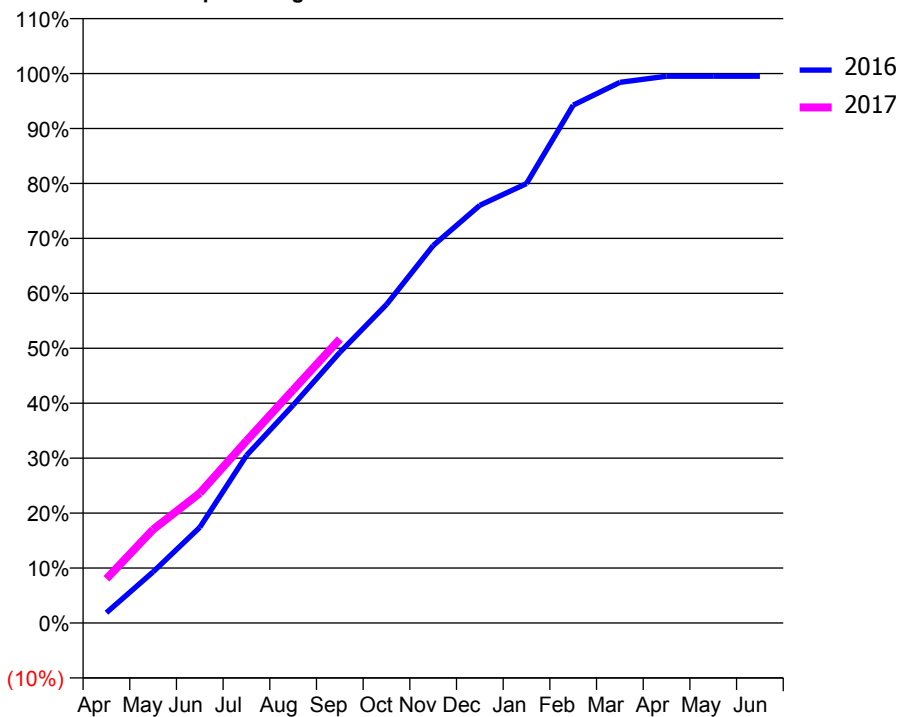
ACCESS*

Patients seen in 24 months	Total	Change since previous quarter
Quarter ending September 2015	2,245	
Quarter ending December 2015	2,224	→
Quarter ending March 2016	2,174	↓
Quarter ending June 2016	2,169	→
Quarter ending September 2016	2,176	→
Variance since September 2015	(3.1%)	↓



ACTIVITY

Cumulative percentage of contracted UDA delivered 2016 & 2017



Adjusted Scheduled Activity (UDA)

Month	2016	2017
April	85	366
May	423	774
June	792	1,075
July	1,386	1,508
August	1,802	1,929
September	2,239	2,349
October	2,635	
November	3,122	
December	3,456	
January	3,635	
February	4,284	
March	4,473	
April	4,524	
May	4,524	
June	4,524	

QUALITY

	Quantity	Base Number	Contract	AT	Region	England
% of FP17s for the same patient ID Re-attending within 3 months - Children	45	562	8.0%	9.9%	11.8%	12.4%
% of FP17s for the same patient ID Re-attending within 3 months - Adults	78	716	10.9%	16.0%	17.1%	16.7%
% of FP17s for the same patient ID Re-attending between 3 & 9 months - Children	299	562	53.2%	45.4%	45.8%	57.4%
% of FP17s for the same patient ID Re-attending between 3 & 9 months - Adults	279	716	39.0%	37.0%	37.6%	50.5%
% of FP17s for Band 1 Urgent Courses	71	1,208	5.9%	11.0%	10.6%	9.1%
% of FP17s Relating to Free Repair or Replacements	1	1,208	0.1%	0.6%	0.6%	0.8%
% of FP17s Relating to Continuations	4	1,208	0.3%	0.7%	0.9%	1.3%
% of Patients satisfied with the dentistry they have received	2	2	N/A	90.9%	90.2%	93.2%
% of Patients satisfied with the time they had to wait for an appointment	2	2	N/A	83.8%	83.8%	89.0%

* This is based on patients treated on this contract for their most recent course of treatment. Figures in italics indicate the base number of FP17s or Patient Questionnaire responses are less than 100. N/A is shown where the base number of responses is less than 10 during the period. % is calculated as Quantity/Base number*100

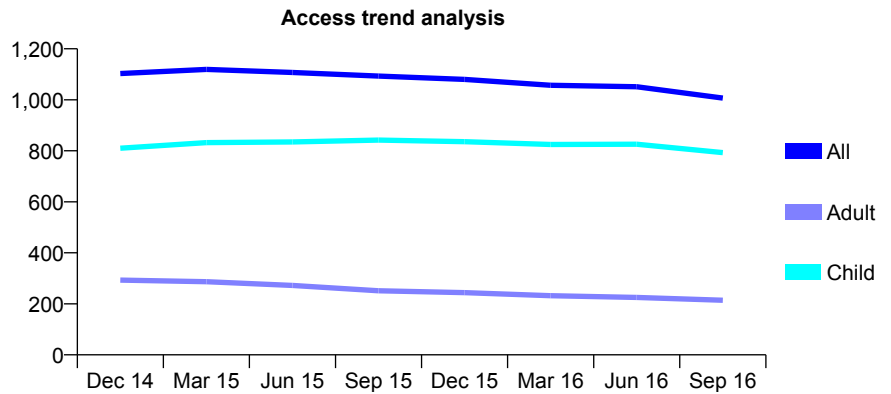
Q62 - Vital Signs At a Glance Contract Report for 825662/0001 - September 2016

Name or company name	MR J SINGH
Contract type name	GDS Contract
Purpose of contract	General
Contract start date	01/04/2006
Contract end date	

16/17 Contracted general activity (UDA)	2,696
Carry forward general activity (UDA)	0
16/17 Contracted orthodontic activity (UOA)	0
Carry forward orthodontic activity (UOA)	0
Baseline contract value	£93,797.27

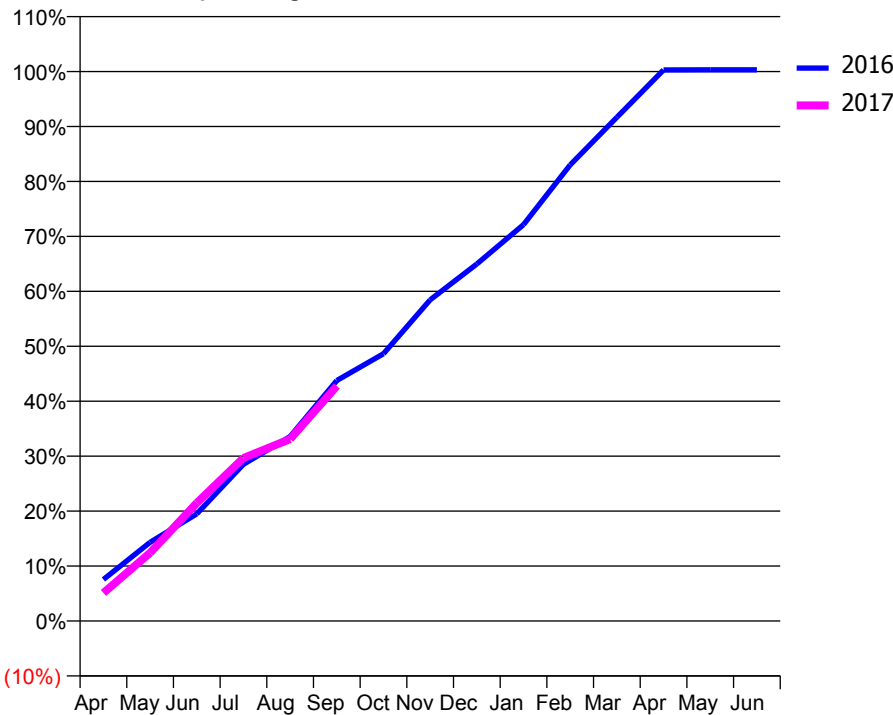
ACCESS*

Patients seen in 24 months	Total	Change since previous quarter
Quarter ending September 2015	1,093	
Quarter ending December 2015	1,080	↓
Quarter ending March 2016	1,057	↓
Quarter ending June 2016	1,051	→
Quarter ending September 2016	1,007	↓
Variance since September 2015	(7.9%)	↓



ACTIVITY

Cumulative percentage of contracted UDA delivered 2016 & 2017



Month	Adjusted Scheduled Activity (UDA)	
	2016	2017
April	204	138
May	386	334
June	526	580
July	769	800
August	905	893
September	1,180	1,153
October	1,312	
November	1,576	
December	1,751	
January	1,944	
February	2,238	
March	2,472	
April	2,704	
May	2,705	
June	2,705	

QUALITY

	Quantity	Base Number	Contract	AT	Region	England
% of FP17s for the same patient ID Re-attending within 3 months - Children	12	451	2.7%	9.9%	11.8%	12.4%
% of FP17s for the same patient ID Re-attending within 3 months - Adults	2	75	2.7%	16.0%	17.1%	16.7%
% of FP17s for the same patient ID Re-attending between 3 & 9 months - Children	99	451	22.0%	45.4%	45.8%	57.4%
% of FP17s for the same patient ID Re-attending between 3 & 9 months - Adults	25	75	33.3%	37.0%	37.6%	50.5%
% of FP17s for Band 1 Urgent Courses	6	464	1.3%	11.0%	10.6%	9.1%
% of FP17s Relating to Free Repair or Replacements	0	464	0.0%	0.6%	0.6%	0.8%
% of FP17s Relating to Continuations	0	464	0.0%	0.7%	0.9%	1.3%
% of Patients satisfied with the dentistry they have received	0	0	N/A	90.9%	90.2%	93.2%
% of Patients satisfied with the time they had to wait for an appointment	0	0	N/A	83.8%	83.8%	89.0%

* This is based on patients treated on this contract for their most recent course of treatment. Figures in italics indicate the base number of FP17s or Patient Questionnaire responses are less than 100. N/A is shown where the base number of responses is less than 10 during the period. % is calculated as Quantity/Base number*100

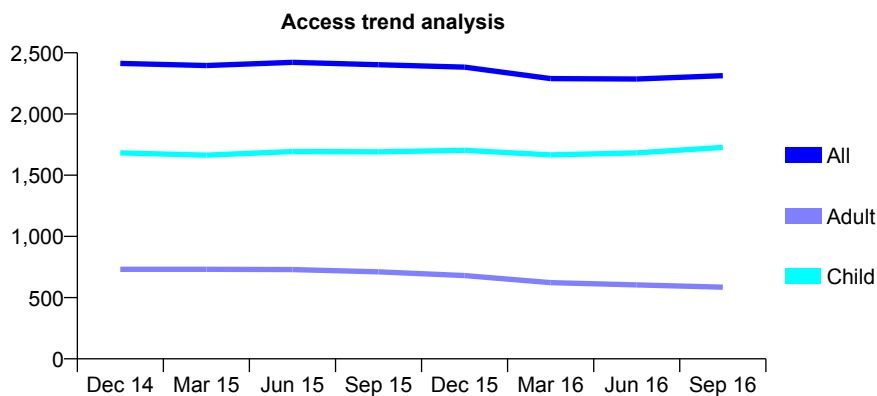
Q62 - Vital Signs At a Glance Contract Report for 825786/0001 - September 2016

Name or company name	MISS F RAHEMTULLA
Contract type name	GDS Contract
Purpose of contract	General
Contract start date	01/04/2006
Contract end date	

16/17 Contracted general activity (UDA)	6,732
Carry forward general activity (UDA)	-23
16/17 Contracted orthodontic activity (UOA)	0
Carry forward orthodontic activity (UOA)	0
Baseline contract value	£204,508.21

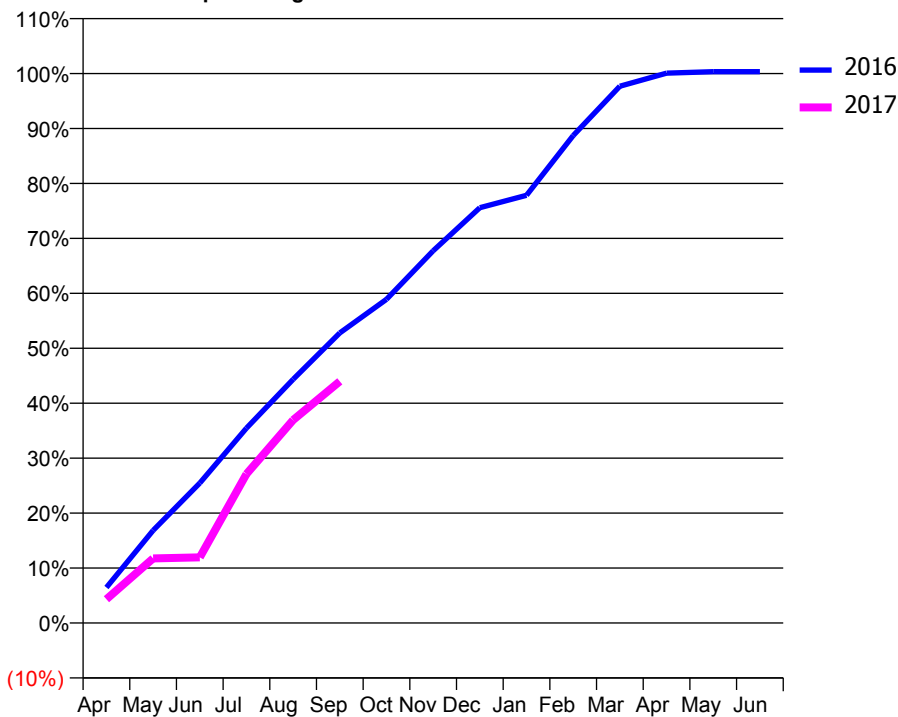
ACCESS*

Patients seen in 24 months	Total	Change since previous quarter
Quarter ending September 2015	2,402	
Quarter ending December 2015	2,383	→
Quarter ending March 2016	2,289	↓
Quarter ending June 2016	2,286	→
Quarter ending September 2016	2,313	→
Variance since September 2015	(3.7%)	↓



ACTIVITY

Cumulative percentage of contracted UDA delivered 2016 & 2017



Adjusted Scheduled Activity (UDA)

Month	2016	2017
April	436	291
May	1,134	792
June	1,714	804
July	2,387	1,825
August	2,986	2,488
September	3,554	2,960
October	3,966	
November	4,560	
December	5,089	
January	5,239	
February	5,972	
March	6,576	
April	6,737	
May	6,755	
June	6,755	

QUALITY

	Quantity	Base Number	Contract	AT	Region	England
% of FP17s for the same patient ID Re-attending within 3 months - Children	53	1,137	4.7%	9.9%	11.8%	12.4%
% of FP17s for the same patient ID Re-attending within 3 months - Adults	17	301	5.6%	16.0%	17.1%	16.7%
% of FP17s for the same patient ID Re-attending between 3 & 9 months - Children	595	1,137	52.3%	45.4%	45.8%	57.4%
% of FP17s for the same patient ID Re-attending between 3 & 9 months - Adults	169	301	56.1%	37.0%	37.6%	50.5%
% of FP17s for Band 1 Urgent Courses	37	1,366	2.7%	11.0%	10.6%	9.1%
% of FP17s Relating to Free Repair or Replacements	0	1,366	0.0%	0.6%	0.6%	0.8%
% of FP17s Relating to Continuations	1	1,366	0.1%	0.7%	0.9%	1.3%
% of Patients satisfied with the dentistry they have received	2	3	N/A	90.9%	90.2%	93.2%
% of Patients satisfied with the time they had to wait for an appointment	2	3	N/A	83.8%	83.8%	89.0%

* This is based on patients treated on this contract for their most recent course of treatment. Figures in italics indicate the base number of FP17s or Patient Questionnaire responses are less than 100. N/A is shown where the base number of responses is less than 10 during the period. % is calculated as Quantity/Base number*100

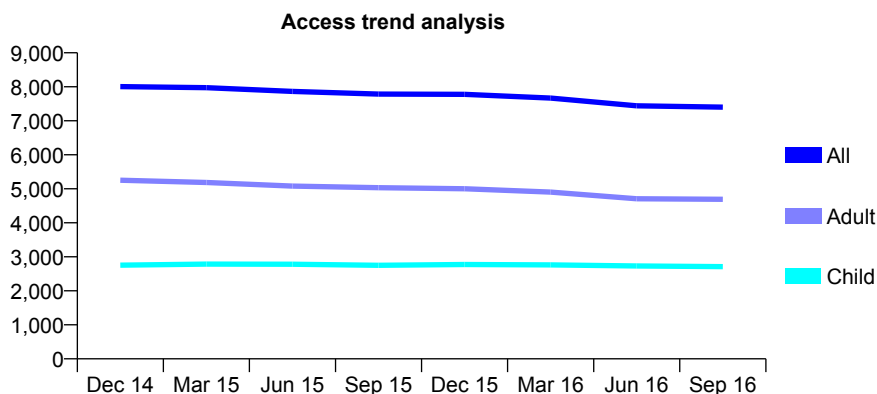
Q62 - Vital Signs At a Glance Contract Report for 825948/0005 - September 2016

Name or company name	MR JK KOTECHA
Contract type name	GDS Contract
Purpose of contract	General
Contract start date	01/04/2006
Contract end date	

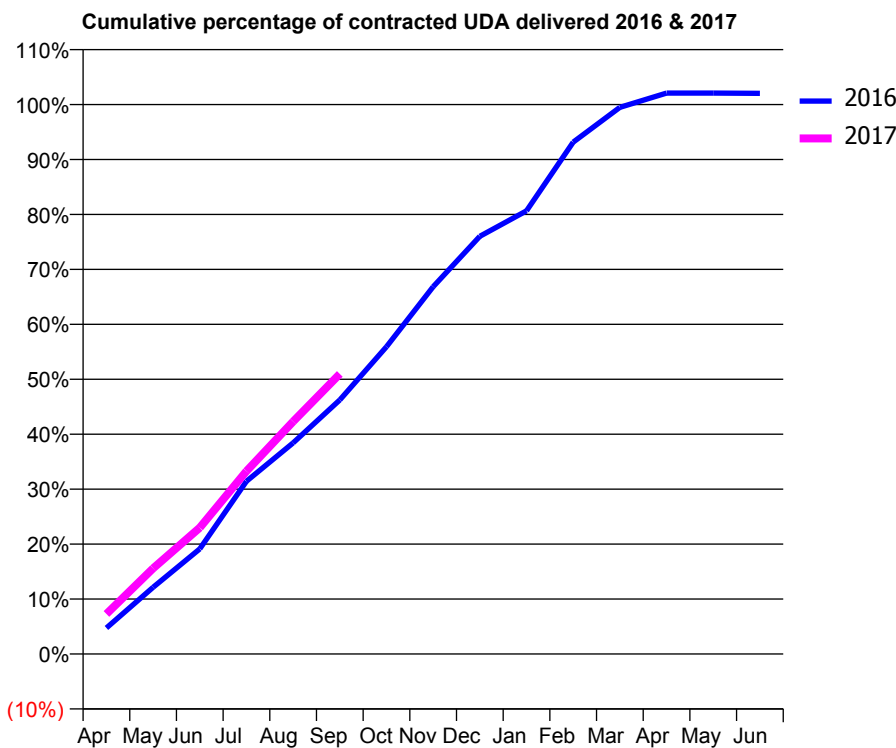
16/17 Contracted general activity (UDA)	20,643
Carry forward general activity (UDA)	-413
16/17 Contracted orthodontic activity (UOA)	0
Carry forward orthodontic activity (UOA)	0
Baseline contract value	£489,980.40

ACCESS*

Patients seen in 24 months	Total	Change since previous quarter
Quarter ending September 2015	7,786	
Quarter ending December 2015	7,777	→
Quarter ending March 2016	7,667	↓
Quarter ending June 2016	7,440	↓
Quarter ending September 2016	7,401	→
Variance since September 2015	(4.9%)	↓



ACTIVITY



Month	Adjusted Scheduled Activity (UDA)	
	2016	2017
April	980	1,506
May	2,506	3,221
June	3,950	4,747
July	6,488	6,873
August	7,934	8,733
September	9,544	10,522
October	11,544	
November	13,796	
December	15,694	
January	16,650	
February	19,230	
March	20,534	
April	21,073	
May	21,074	
June	21,063	

QUALITY

	Quantity	Base Number	Contract	AT	Region	England
% of FP17s for the same patient ID Re-attending within 3 months - Children	134	1,992	6.7%	9.9%	11.8%	12.4%
% of FP17s for the same patient ID Re-attending within 3 months - Adults	348	2,741	12.7%	16.0%	17.1%	16.7%
% of FP17s for the same patient ID Re-attending between 3 & 9 months - Children	1,073	1,992	53.9%	45.4%	45.8%	57.4%
% of FP17s for the same patient ID Re-attending between 3 & 9 months - Adults	1,297	2,741	47.3%	37.0%	37.6%	50.5%
% of FP17s for Band 1 Urgent Courses	368	4,518	8.1%	11.0%	10.6%	9.1%
% of FP17s Relating to Free Repair or Replacements	27	4,518	0.6%	0.6%	0.6%	0.8%
% of FP17s Relating to Continuations	16	4,518	0.4%	0.7%	0.9%	1.3%
% of Patients satisfied with the dentistry they have received	13	14	92.9%	90.9%	90.2%	93.2%
% of Patients satisfied with the time they had to wait for an appointment	10	14	71.4%	83.8%	83.8%	89.0%

* This is based on patients treated on this contract for their most recent course of treatment. Figures in italics indicate the base number of FP17s or Patient Questionnaire responses are less than 100. N/A is shown where the base number of responses is less than 10 during the period. % is calculated as Quantity/Base number*100

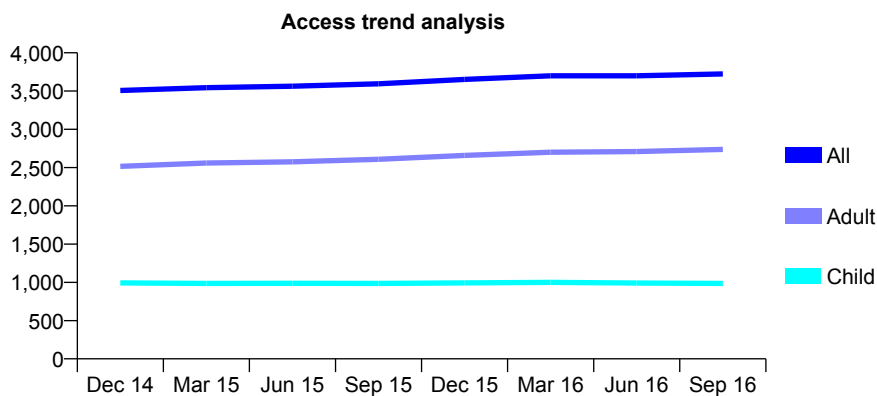
Q62 - Vital Signs At a Glance Contract Report for 825956/0001 - September 2016

Name or company name	MR RG RENTON
Contract type name	GDS Contract
Purpose of contract	General
Contract start date	01/04/2006
Contract end date	

16/17 Contracted general activity (UDA)	5,946
Carry forward general activity (UDA)	0
16/17 Contracted orthodontic activity (UOA)	0
Carry forward orthodontic activity (UOA)	0
Baseline contract value	£165,055.07

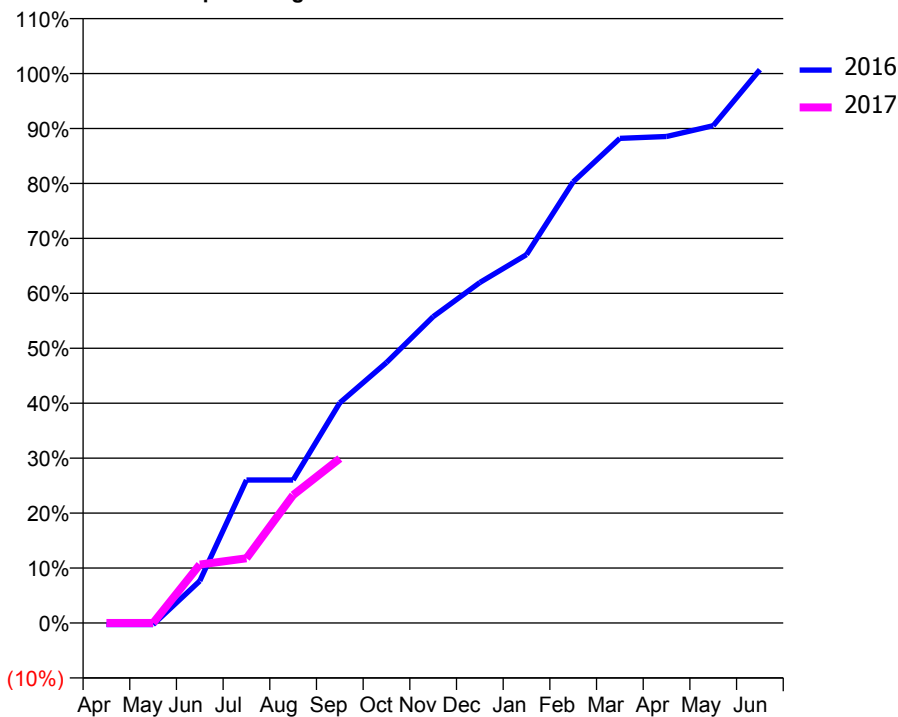
ACCESS*

Patients seen in 24 months	Total	Change since previous quarter
Quarter ending September 2015	3,595	
Quarter ending December 2015	3,652	→
Quarter ending March 2016	3,700	→
Quarter ending June 2016	3,700	→
Quarter ending September 2016	3,724	→
Variance since September 2015	3.6%	↑



ACTIVITY

Cumulative percentage of contracted UDA delivered 2016 & 2017



Month	Adjusted Scheduled Activity (UDA)	
	2016	2017
April	-18	0
May	-18	0
June	455	633
July	1,548	701
August	1,548	1,384
September	2,383	1,779
October	2,819	
November	3,315	
December	3,685	
January	3,986	
February	4,773	
March	5,245	
April	5,265	
May	5,381	
June	5,987	

QUALITY

	Quantity	Base Number	Contract	AT	Region	England
% of FP17s for the same patient ID Re-attending within 3 months - Children	9	413	2.2%	9.9%	11.8%	12.4%
% of FP17s for the same patient ID Re-attending within 3 months - Adults	70	1,154	6.1%	16.0%	17.1%	16.7%
% of FP17s for the same patient ID Re-attending between 3 & 9 months - Children	122	413	29.5%	45.4%	45.8%	57.4%
% of FP17s for the same patient ID Re-attending between 3 & 9 months - Adults	385	1,154	33.4%	37.0%	37.6%	50.5%
% of FP17s for Band 1 Urgent Courses	86	1,130	7.6%	11.0%	10.6%	9.1%
% of FP17s Relating to Free Repair or Replacements	0	1,130	0.0%	0.6%	0.6%	0.8%
% of FP17s Relating to Continuations	0	1,130	0.0%	0.7%	0.9%	1.3%
% of Patients satisfied with the dentistry they have received	2	2	N/A	90.9%	90.2%	93.2%
% of Patients satisfied with the time they had to wait for an appointment	2	2	N/A	83.8%	83.8%	89.0%

* This is based on patients treated on this contract for their most recent course of treatment. Figures in italics indicate the base number of FP17s or Patient Questionnaire responses are less than 100. N/A is shown where the base number of responses is less than 10 during the period. % is calculated as Quantity/Base number*100

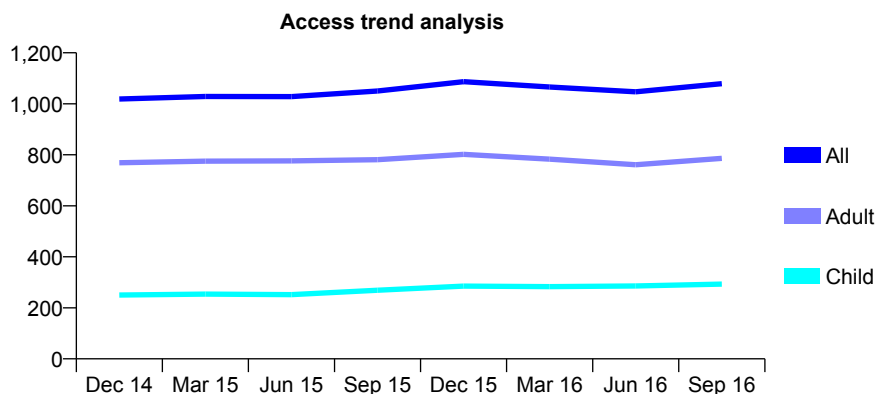
Q62 - Vital Signs At a Glance Contract Report for 828440/0002 - September 2016

Name or company name	MRS S POPAT
Contract type name	PDS Contract
Purpose of contract	General
Contract start date	01/04/2009
Contract end date	

16/17 Contracted general activity (UDA)	2,299
Carry forward general activity (UDA)	0
16/17 Contracted orthodontic activity (UOA)	0
Carry forward orthodontic activity (UOA)	0
Baseline contract value	£57,881.02

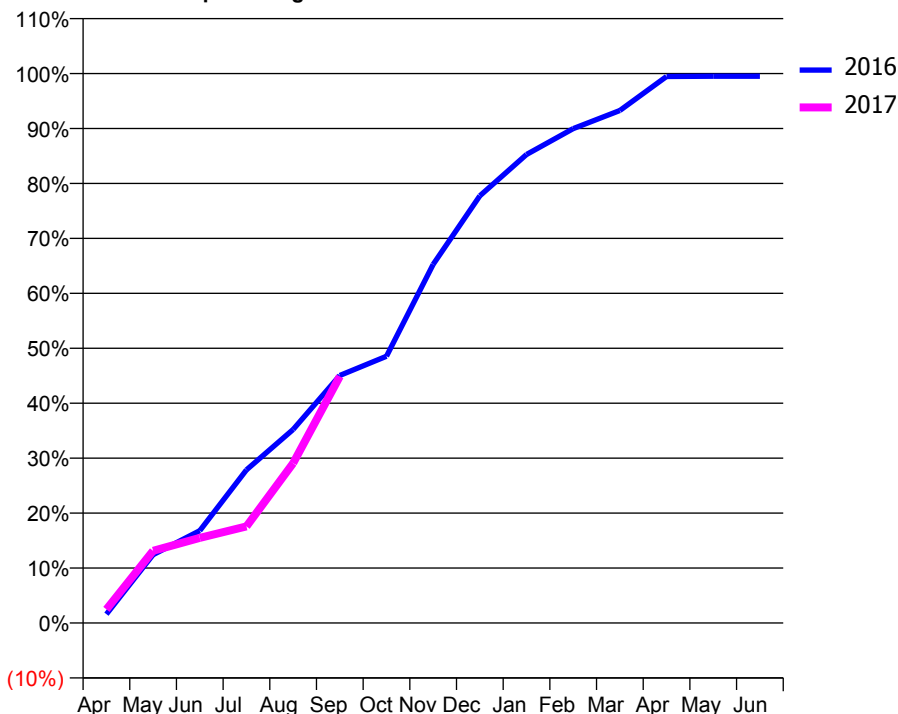
ACCESS*

Patients seen in 24 months	Total	Change since previous quarter
Quarter ending September 2015	1,050	
Quarter ending December 2015	1,087	↑
Quarter ending March 2016	1,066	↓
Quarter ending June 2016	1,047	↓
Quarter ending September 2016	1,079	↑
Variance since September 2015	2.8%	↑



ACTIVITY

Cumulative percentage of contracted UDA delivered 2016 & 2017



Month	Adjusted Scheduled Activity (UDA)	
	2016	2017
April	37	57
May	286	302
June	386	356
July	641	404
August	810	669
September	1,036	1,032
October	1,116	
November	1,501	
December	1,787	
January	1,960	
February	2,068	
March	2,144	
April	2,287	
May	2,288	
June	2,288	

QUALITY

	Quantity	Base Number	Contract	AT	Region	England
% of FP17s for the same patient ID Re-attending within 3 months - Children	5	167	3.0%	9.9%	11.8%	12.4%
% of FP17s for the same patient ID Re-attending within 3 months - Adults	51	423	12.1%	16.0%	17.1%	16.7%
% of FP17s for the same patient ID Re-attending between 3 & 9 months - Children	83	167	49.7%	45.4%	45.8%	57.4%
% of FP17s for the same patient ID Re-attending between 3 & 9 months - Adults	174	423	41.1%	37.0%	37.6%	50.5%
% of FP17s for Band 1 Urgent Courses	40	511	7.8%	11.0%	10.6%	9.1%
% of FP17s Relating to Free Repair or Replacements	1	511	0.2%	0.6%	0.6%	0.8%
% of FP17s Relating to Continuations	0	511	0.0%	0.7%	0.9%	1.3%
% of Patients satisfied with the dentistry they have received	0	0	N/A	90.9%	90.2%	93.2%
% of Patients satisfied with the time they had to wait for an appointment	0	0	N/A	83.8%	83.8%	89.0%

* This is based on patients treated on this contract for their most recent course of treatment. Figures in italics indicate the base number of FP17s or Patient Questionnaire responses are less than 100. N/A is shown where the base number of responses is less than 10 during the period. % is calculated as Quantity/Base number*100

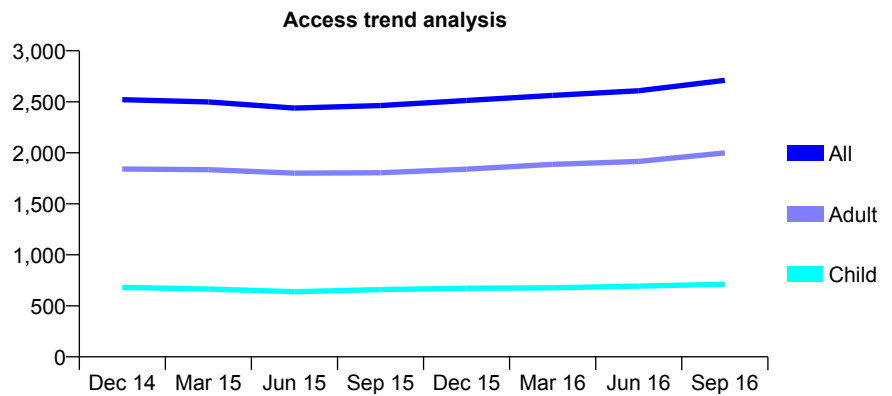
Q62 - Vital Signs At a Glance Contract Report for 839132/0001 - September 2016

Name or company name	Ivory Dental Practice
Contract type name	GDS Contract
Purpose of contract	General
Contract start date	01/04/2006
Contract end date	

16/17 Contracted general activity (UDA)	6,000
Carry forward general activity (UDA)	-69
16/17 Contracted orthodontic activity (UOA)	0
Carry forward orthodontic activity (UOA)	0
Baseline contract value	£130,682.26

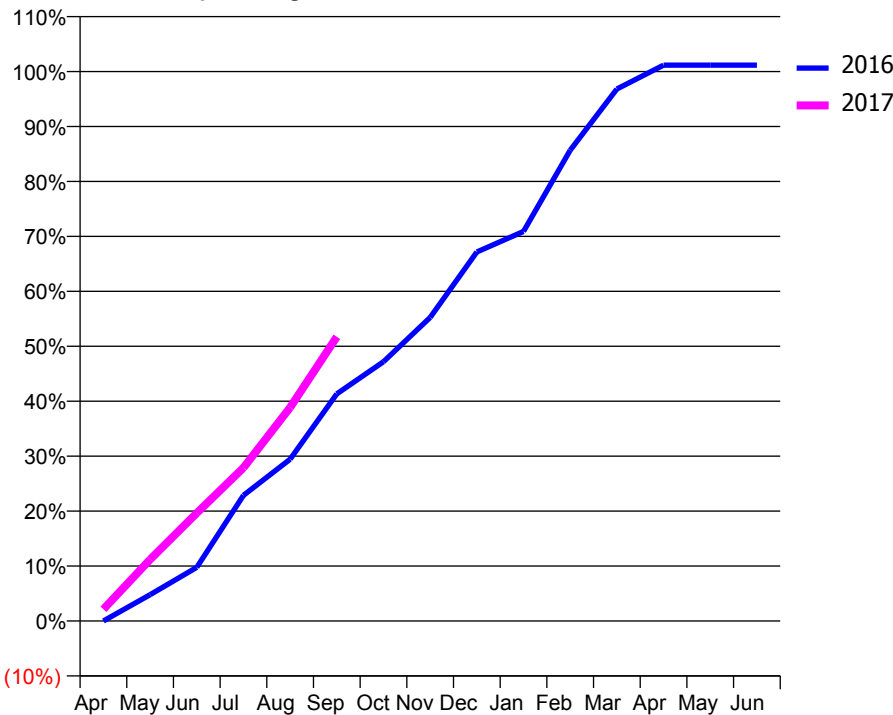
ACCESS*

Patients seen in 24 months	Total	Change since previous quarter
Quarter ending September 2015	2,464	
Quarter ending December 2015	2,513	→
Quarter ending March 2016	2,563	→
Quarter ending June 2016	2,609	→
Quarter ending September 2016	2,711	↑
Variance since September 2015	10.0%	↑



ACTIVITY

Cumulative percentage of contracted UDA delivered 2016 & 2017



Month	Adjusted Scheduled Activity (UDA)	
	2016	2017
April	0	129
May	288	672
June	585	1,179
July	1,373	1,674
August	1,767	2,332
September	2,481	3,104
October	2,831	
November	3,314	
December	4,030	
January	4,254	
February	5,140	
March	5,809	
April	6,069	
May	6,069	
June	6,069	

QUALITY

	Quantity	Base Number	Contract	AT	Region	England
% of FP17s for the same patient ID Re-attending within 3 months - Children	18	422	4.3%	9.9%	11.8%	12.4%
% of FP17s for the same patient ID Re-attending within 3 months - Adults	118	1,064	11.1%	16.0%	17.1%	16.7%
% of FP17s for the same patient ID Re-attending between 3 & 9 months - Children	200	422	47.4%	45.4%	45.8%	57.4%
% of FP17s for the same patient ID Re-attending between 3 & 9 months - Adults	309	1,064	29.0%	37.0%	37.6%	50.5%
% of FP17s for Band 1 Urgent Courses	105	1,351	7.8%	11.0%	10.6%	9.1%
% of FP17s Relating to Free Repair or Replacements	6	1,351	0.4%	0.6%	0.6%	0.8%
% of FP17s Relating to Continuations	14	1,351	1.0%	0.7%	0.9%	1.3%
% of Patients satisfied with the dentistry they have received	0	0	N/A	90.9%	90.2%	93.2%
% of Patients satisfied with the time they had to wait for an appointment	0	0	N/A	83.8%	83.8%	89.0%

* This is based on patients treated on this contract for their most recent course of treatment. Figures in italics indicate the base number of FP17s or Patient Questionnaire responses are less than 100. N/A is shown where the base number of responses is less than 10 during the period. % is calculated as Quantity/Base number*100

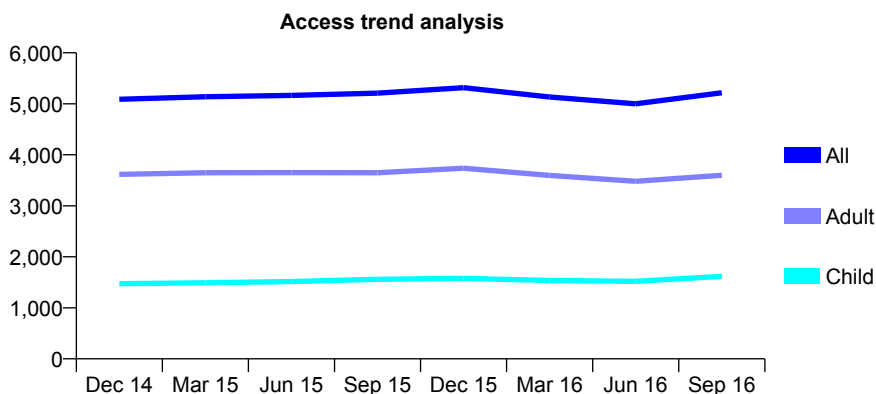
Q62 - Vital Signs At a Glance Contract Report for 839248/0001 - September 2016

Name or company name	MR K KHOSRAVANI
Contract type name	GDS Contract
Purpose of contract	General
Contract start date	01/04/2006
Contract end date	

16/17 Contracted general activity (UDA)	11,434
Carry forward general activity (UDA)	0
16/17 Contracted orthodontic activity (UOA)	0
Carry forward orthodontic activity (UOA)	0
Baseline contract value	£347,301.47

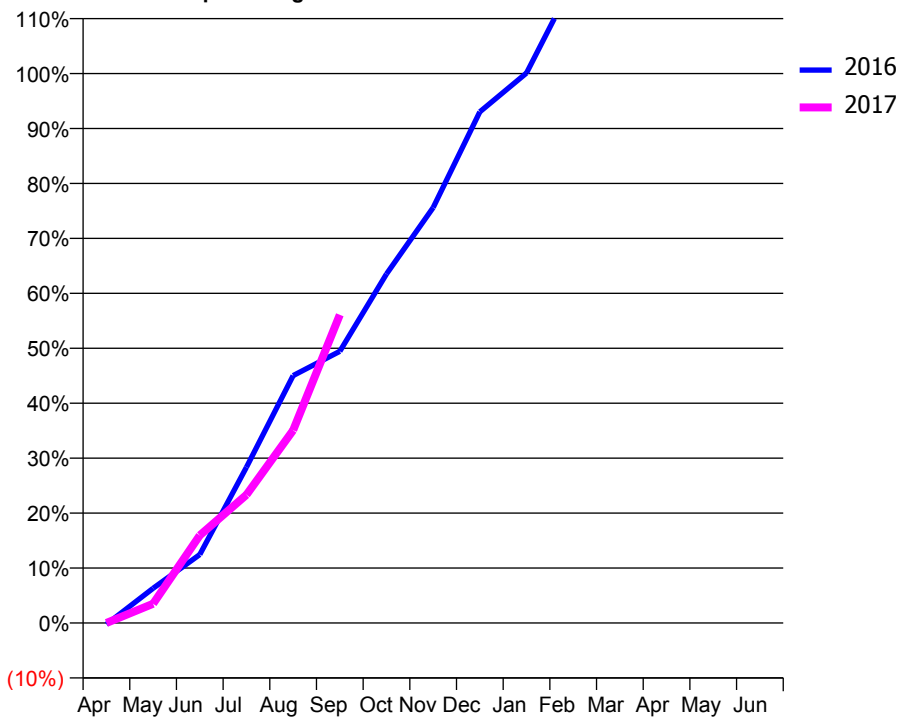
ACCESS*

Patients seen in 24 months	Total	Change since previous quarter
Quarter ending September 2015	5,208	
Quarter ending December 2015	5,316	↑
Quarter ending March 2016	5,134	↓
Quarter ending June 2016	5,001	↓
Quarter ending September 2016	5,217	↑
Variance since September 2015	0.2%	→



ACTIVITY

Cumulative percentage of contracted UDA delivered 2016 & 2017



Month	Adjusted Scheduled Activity (UDA)	
	2016	2017
April	-28	0
May	722	401
June	1,425	1,824
July	3,243	2,669
August	5,149	4,010
September	5,654	6,415
October	7,262	
November	8,643	
December	10,636	
January	11,443	
February	13,343	
March	14,524	
April	15,676	
May	16,540	
June	16,719	

QUALITY

	Quantity	Base Number	Contract	AT	Region	England
% of FP17s for the same patient ID Re-attending within 3 months - Children	35	794	4.4%	9.9%	11.8%	12.4%
% of FP17s for the same patient ID Re-attending within 3 months - Adults	119	1,484	8.0%	16.0%	17.1%	16.7%
% of FP17s for the same patient ID Re-attending between 3 & 9 months - Children	168	794	21.2%	45.4%	45.8%	57.4%
% of FP17s for the same patient ID Re-attending between 3 & 9 months - Adults	316	1,484	21.3%	37.0%	37.6%	50.5%
% of FP17s for Band 1 Urgent Courses	45	1,743	2.6%	11.0%	10.6%	9.1%
% of FP17s Relating to Free Repair or Replacements	4	1,743	0.2%	0.6%	0.6%	0.8%
% of FP17s Relating to Continuations	7	1,743	0.4%	0.7%	0.9%	1.3%
% of Patients satisfied with the dentistry they have received	6	6	N/A	90.9%	90.2%	93.2%
% of Patients satisfied with the time they had to wait for an appointment	6	6	N/A	83.8%	83.8%	89.0%

* This is based on patients treated on this contract for their most recent course of treatment. Figures in italics indicate the base number of FP17s or Patient Questionnaire responses are less than 100. N/A is shown where the base number of responses is less than 10 during the period. % is calculated as Quantity/Base number*100

Q62 - Vital Signs At a Glance Contract Report for 839248/0002 - September 2016

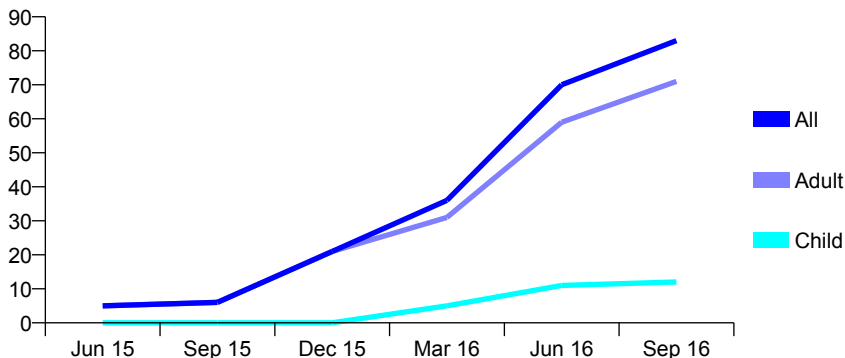
Name or company name	MR K KHOSRAVANI
Contract type name	GDS Contract
Purpose of contract	General
Contract start date	01/01/2015
Contract end date	

16/17 Contracted general activity (UDA)	5,000
Carry forward general activity (UDA)	0
16/17 Contracted orthodontic activity (UOA)	0
Carry forward orthodontic activity (UOA)	0
Baseline contract value	£151,872.26

ACCESS*

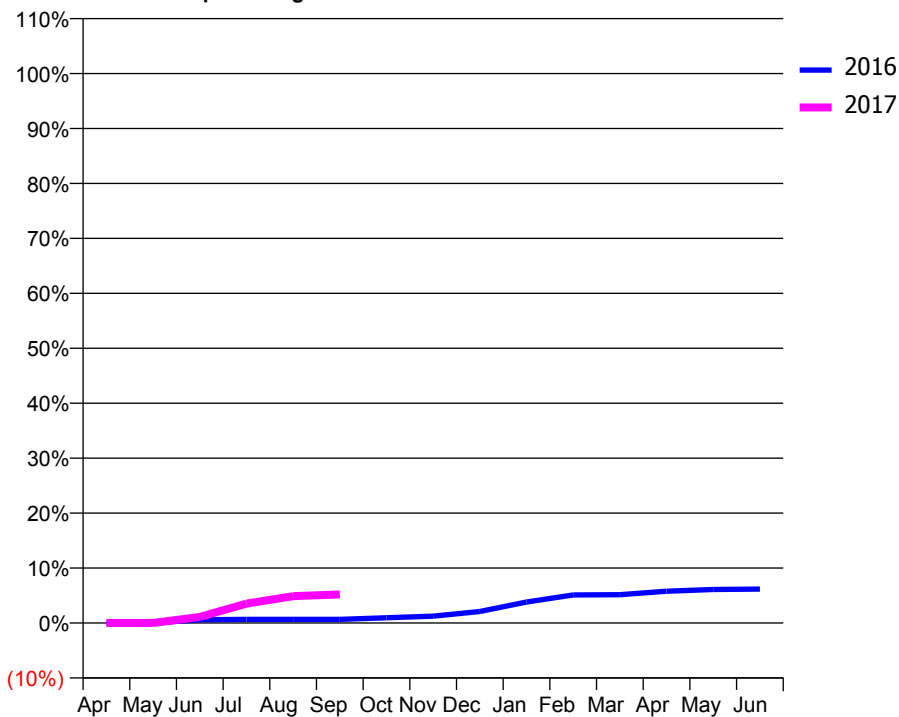
Patients seen in 24 months	Total	Change since previous quarter
Quarter ending September 2015	6	
Quarter ending December 2015	21	↑
Quarter ending March 2016	36	↑
Quarter ending June 2016	70	↑
Quarter ending September 2016	83	↑
Variance since September 2015	1283.3%	↑

Access trend analysis



ACTIVITY

Cumulative percentage of contracted UDA delivered 2016 & 2017



Adjusted Scheduled Activity (UDA)

Month	2016	2017
April	0	0
May	0	1
June	30	55
July	33	177
August	33	244
September	33	260
October	48	
November	63	
December	105	
January	191	
February	255	
March	258	
April	289	
May	305	
June	308	

QUALITY

	Quantity	Base Number	Contract	AT	Region	England
% of FP17s for the same patient ID Re-attending within 3 months - Children	1	12	8.3%	9.9%	11.8%	12.4%
% of FP17s for the same patient ID Re-attending within 3 months - Adults	6	54	11.1%	16.0%	17.1%	16.7%
% of FP17s for the same patient ID Re-attending between 3 & 9 months - Children	1	12	8.3%	45.4%	45.8%	57.4%
% of FP17s for the same patient ID Re-attending between 3 & 9 months - Adults	5	54	9.3%	37.0%	37.6%	50.5%
% of FP17s for Band 1 Urgent Courses	1	55	1.8%	11.0%	10.6%	9.1%
% of FP17s Relating to Free Repair or Replacements	0	55	0.0%	0.6%	0.6%	0.8%
% of FP17s Relating to Continuations	0	55	0.0%	0.7%	0.9%	1.3%
% of Patients satisfied with the dentistry they have received	0	0	N/A	90.9%	90.2%	93.2%
% of Patients satisfied with the time they had to wait for an appointment	0	0	N/A	83.8%	83.8%	89.0%

* This is based on patients treated on this contract for their most recent course of treatment. Figures in italics indicate the base number of FP17s or Patient Questionnaire responses are less than 100. N/A is shown where the base number of responses is less than 10 during the period. % is calculated as Quantity/Base number*100

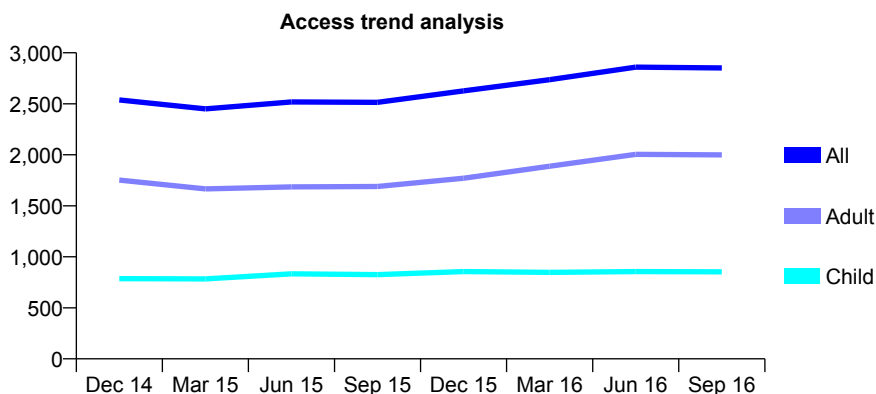
Q62 - Vital Signs At a Glance Contract Report for 839515/0001 - September 2016

Name or company name	MR C REDICAN
Contract type name	GDS Contract
Purpose of contract	General
Contract start date	01/04/2006
Contract end date	

16/17 Contracted general activity (UDA)	5,074
Carry forward general activity (UDA)	0
16/17 Contracted orthodontic activity (UOA)	0
Carry forward orthodontic activity (UOA)	0
Baseline contract value	£153,721.71

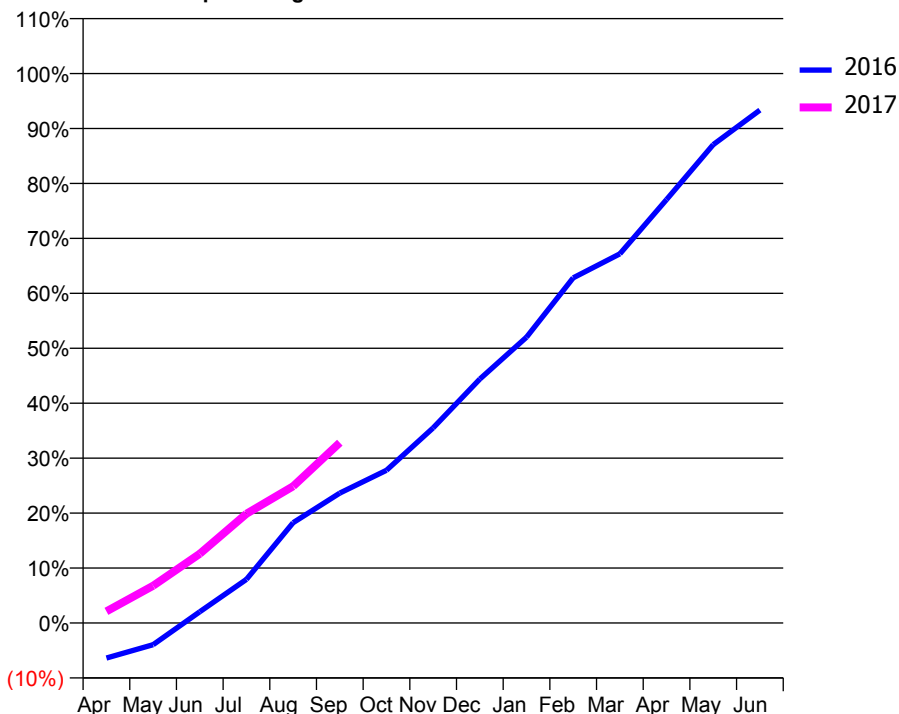
ACCESS*

Patients seen in 24 months	Total	Change since previous quarter
Quarter ending September 2015	2,515	
Quarter ending December 2015	2,627	↑
Quarter ending March 2016	2,736	↑
Quarter ending June 2016	2,860	↑
Quarter ending September 2016	2,852	→
Variance since September 2015	13.4%	↑



ACTIVITY

Cumulative percentage of contracted UDA delivered 2016 & 2017



Month	Adjusted Scheduled Activity (UDA)	
	2016	2017
April	-324	108
May	-201	344
June	104	639
July	403	1,009
August	927	1,263
September	1,200	1,665
October	1,411	
November	1,802	
December	2,252	
January	2,639	
February	3,187	
March	3,409	
April	3,910	
May	4,417	
June	4,737	

QUALITY

	Quantity	Base Number	Contract	AT	Region	England
% of FP17s for the same patient ID Re-attending within 3 months - Children	31	463	6.7%	9.9%	11.8%	12.4%
% of FP17s for the same patient ID Re-attending within 3 months - Adults	117	1,122	10.4%	16.0%	17.1%	16.7%
% of FP17s for the same patient ID Re-attending between 3 & 9 months - Children	106	463	22.9%	45.4%	45.8%	57.4%
% of FP17s for the same patient ID Re-attending between 3 & 9 months - Adults	277	1,122	24.7%	37.0%	37.6%	50.5%
% of FP17s for Band 1 Urgent Courses	69	730	9.5%	11.0%	10.6%	9.1%
% of FP17s Relating to Free Repair or Replacements	2	730	0.3%	0.6%	0.6%	0.8%
% of FP17s Relating to Continuations	1	730	0.1%	0.7%	0.9%	1.3%
% of Patients satisfied with the dentistry they have received	1	1	N/A	90.9%	90.2%	93.2%
% of Patients satisfied with the time they had to wait for an appointment	1	1	N/A	83.8%	83.8%	89.0%

* This is based on patients treated on this contract for their most recent course of treatment. Figures in italics indicate the base number of FP17s or Patient Questionnaire responses are less than 100. N/A is shown where the base number of responses is less than 10 during the period. % is calculated as Quantity/Base number*100

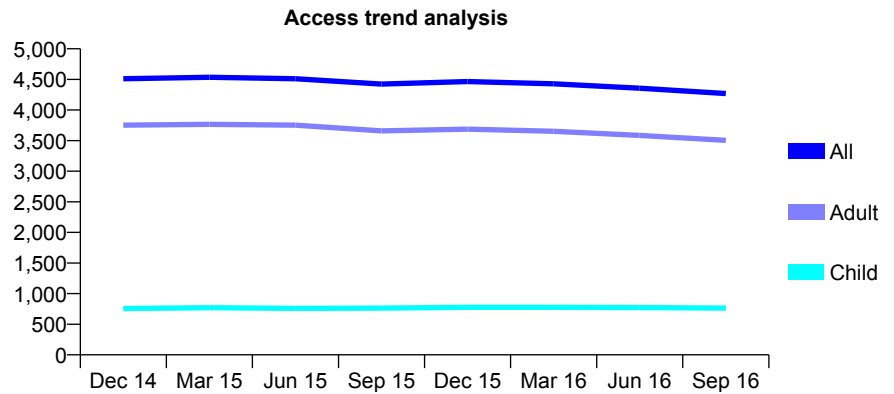
Q62 - Vital Signs At a Glance Contract Report for 839795/0001 - September 2016

Name or company name	MR K KARANTOUMANIS
Contract type name	GDS Contract
Purpose of contract	General
Contract start date	01/04/2006
Contract end date	

16/17 Contracted general activity (UDA)	15,386
Carry forward general activity (UDA)	28
16/17 Contracted orthodontic activity (UOA)	0
Carry forward orthodontic activity (UOA)	0
Baseline contract value	£429,646.63

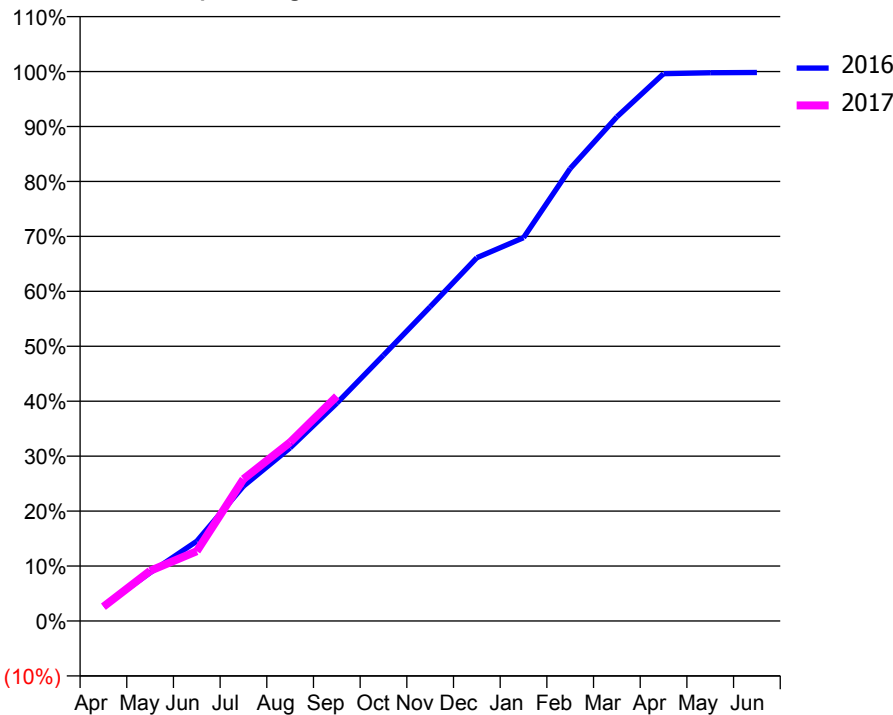
ACCESS*

Patients seen in 24 months	Total	Change since previous quarter
Quarter ending September 2015	4,424	
Quarter ending December 2015	4,465	→
Quarter ending March 2016	4,429	→
Quarter ending June 2016	4,356	↓
Quarter ending September 2016	4,269	↓
Variance since September 2015	(3.5%)	↓



ACTIVITY

Cumulative percentage of contracted UDA delivered 2016 & 2017



Month	Adjusted Scheduled Activity (UDA)	
	2016	2017
April	415	402
May	1,353	1,408
June	2,234	1,956
July	3,777	3,974
August	4,849	5,007
September	6,098	6,293
October	7,444	
November	8,798	
December	10,173	
January	10,734	
February	12,670	
March	14,114	
April	15,324	
May	15,351	
June	15,358	

QUALITY

	Quantity	Base Number	Contract	AT	Region	England
% of FP17s for the same patient ID Re-attending within 3 months - Children	30	484	6.2%	9.9%	11.8%	12.4%
% of FP17s for the same patient ID Re-attending within 3 months - Adults	282	1,992	14.2%	16.0%	17.1%	16.7%
% of FP17s for the same patient ID Re-attending between 3 & 9 months - Children	241	484	49.8%	45.4%	45.8%	57.4%
% of FP17s for the same patient ID Re-attending between 3 & 9 months - Adults	885	1,992	44.4%	37.0%	37.6%	50.5%
% of FP17s for Band 1 Urgent Courses	256	2,127	12.0%	11.0%	10.6%	9.1%
% of FP17s Relating to Free Repair or Replacements	9	2,127	0.4%	0.6%	0.6%	0.8%
% of FP17s Relating to Continuations	4	2,127	0.2%	0.7%	0.9%	1.3%
% of Patients satisfied with the dentistry they have received	2	2	N/A	90.9%	90.2%	93.2%
% of Patients satisfied with the time they had to wait for an appointment	2	2	N/A	83.8%	83.8%	89.0%

* This is based on patients treated on this contract for their most recent course of treatment. Figures in italics indicate the base number of FP17s or Patient Questionnaire responses are less than 100. N/A is shown where the base number of responses is less than 10 during the period. % is calculated as Quantity/Base number*100

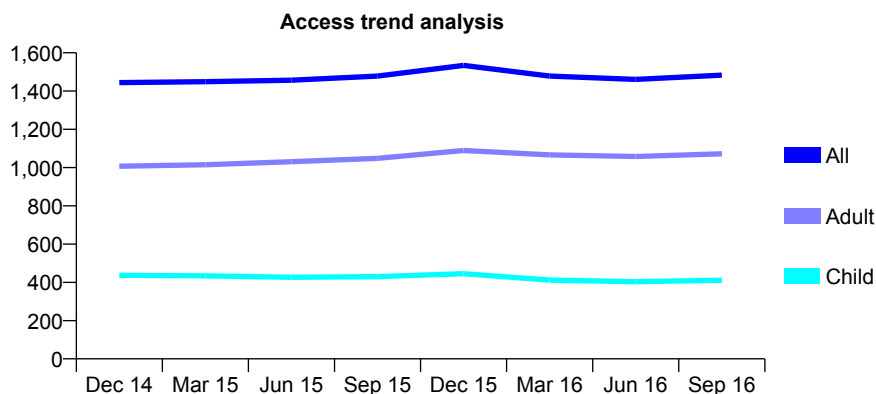
Q62 - Vital Signs At a Glance Contract Report for 843148/0001 - September 2016

Name or company name	MR SR MANAFI
Contract type name	GDS Contract
Purpose of contract	General
Contract start date	01/04/2006
Contract end date	

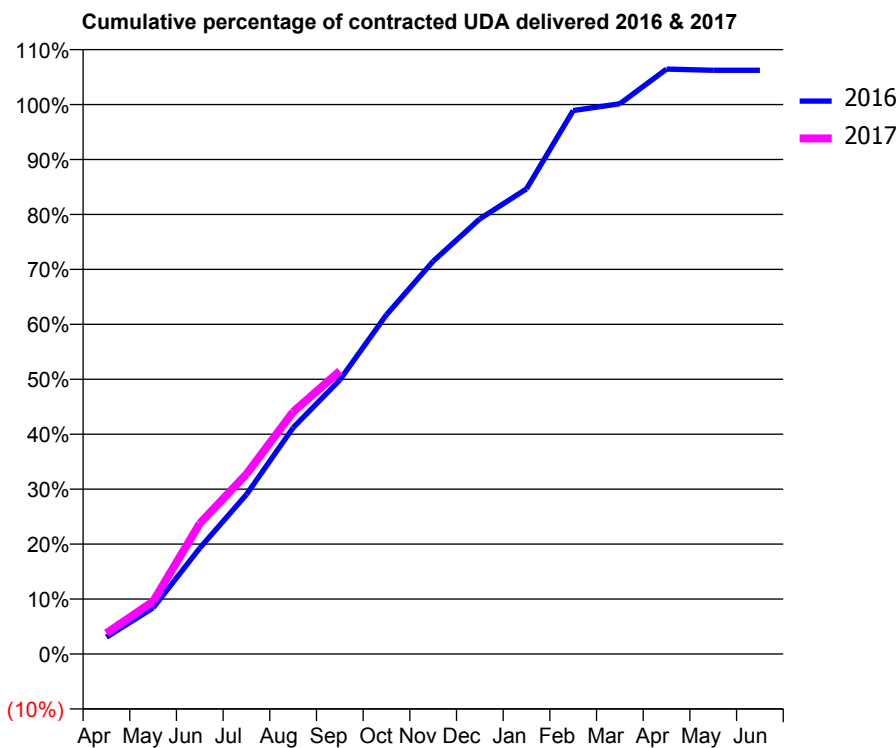
16/17 Contracted general activity (UDA)	5,756
Carry forward general activity (UDA)	0
16/17 Contracted orthodontic activity (UOA)	0
Carry forward orthodontic activity (UOA)	0
Baseline contract value	£220,817.02

ACCESS*

Patients seen in 24 months	Total	Change since previous quarter
Quarter ending September 2015	1,478	
Quarter ending December 2015	1,534	↑
Quarter ending March 2016	1,478	↓
Quarter ending June 2016	1,461	↓
Quarter ending September 2016	1,483	→
Variance since September 2015	0.3%	→



ACTIVITY



Month	Adjusted Scheduled Activity (UDA)	
	2016	2017
April	176	218
May	484	552
June	1,109	1,369
July	1,671	1,885
August	2,371	2,538
September	2,872	2,964
October	3,555	
November	4,115	
December	4,559	
January	4,873	
February	5,692	
March	5,764	
April	6,127	
May	6,115	
June	6,115	

QUALITY

	Quantity	Base Number	Contract	AT	Region	England
% of FP17s for the same patient ID Re-attending within 3 months - Children	32	326	9.8%	9.9%	11.8%	12.4%
% of FP17s for the same patient ID Re-attending within 3 months - Adults	147	713	20.6%	16.0%	17.1%	16.7%
% of FP17s for the same patient ID Re-attending between 3 & 9 months - Children	129	326	39.6%	45.4%	45.8%	57.4%
% of FP17s for the same patient ID Re-attending between 3 & 9 months - Adults	246	713	34.5%	37.0%	37.6%	50.5%
% of FP17s for Band 1 Urgent Courses	206	936	22.0%	11.0%	10.6%	9.1%
% of FP17s Relating to Free Repair or Replacements	0	936	0.0%	0.6%	0.6%	0.8%
% of FP17s Relating to Continuations	9	936	1.0%	0.7%	0.9%	1.3%
% of Patients satisfied with the dentistry they have received	0	0	N/A	90.9%	90.2%	93.2%
% of Patients satisfied with the time they had to wait for an appointment	0	0	N/A	83.8%	83.8%	89.0%

* This is based on patients treated on this contract for their most recent course of treatment. Figures in italics indicate the base number of FP17s or Patient Questionnaire responses are less than 100. N/A is shown where the base number of responses is less than 10 during the period. % is calculated as Quantity/Base number*100

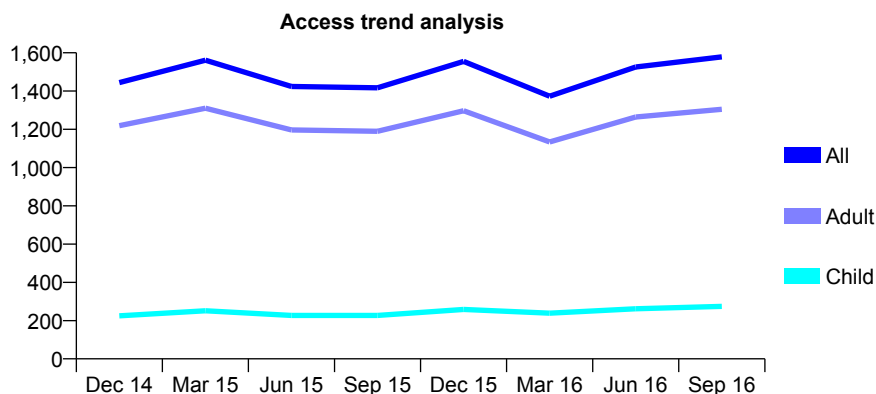
Q62 - Vital Signs At a Glance Contract Report for 846104/0001 - September 2016

Name or company name	Goldhawk Dental Partnership
Contract type name	GDS Contract
Purpose of contract	General
Contract start date	01/04/2006
Contract end date	

16/17 Contracted general activity (UDA)	6,599
Carry forward general activity (UDA)	125
16/17 Contracted orthodontic activity (UOA)	0
Carry forward orthodontic activity (UOA)	0
Baseline contract value	£234,318.64

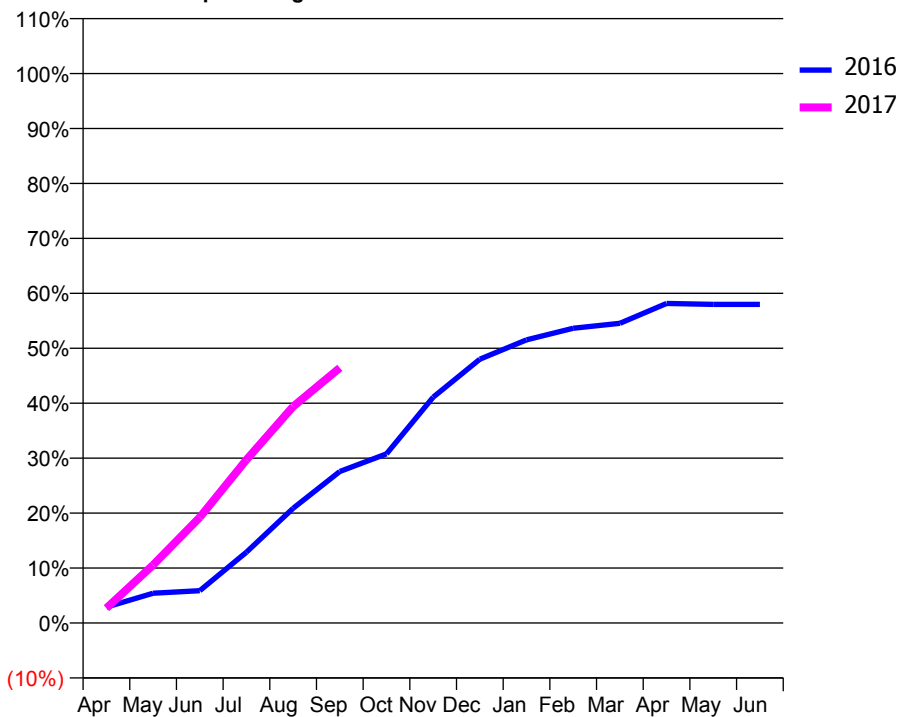
ACCESS*

Patients seen in 24 months	Total	Change since previous quarter
Quarter ending September 2015	1,417	
Quarter ending December 2015	1,555	↑
Quarter ending March 2016	1,373	↓
Quarter ending June 2016	1,526	↑
Quarter ending September 2016	1,579	↑
Variance since September 2015	11.4%	↑



ACTIVITY

Cumulative percentage of contracted UDA delivered 2016 & 2017



Adjusted Scheduled Activity (UDA)

Month	2016	2017
April	191	179
May	358	697
June	389	1,270
July	851	1,960
August	1,378	2,599
September	1,820	3,064
October	2,031	
November	2,712	
December	3,168	
January	3,400	
February	3,539	
March	3,600	
April	3,837	
May	3,826	
June	3,826	

QUALITY

	Quantity	Base Number	Contract	AT	Region	England
% of FP17s for the same patient ID Re-attending within 3 months - Children	12	204	5.9%	9.9%	11.8%	12.4%
% of FP17s for the same patient ID Re-attending within 3 months - Adults	179	962	18.6%	16.0%	17.1%	16.7%
% of FP17s for the same patient ID Re-attending between 3 & 9 months - Children	48	204	23.5%	45.4%	45.8%	57.4%
% of FP17s for the same patient ID Re-attending between 3 & 9 months - Adults	191	962	19.9%	37.0%	37.6%	50.5%
% of FP17s for Band 1 Urgent Courses	157	1,066	14.7%	11.0%	10.6%	9.1%
% of FP17s Relating to Free Repair or Replacements	21	1,066	2.0%	0.6%	0.6%	0.8%
% of FP17s Relating to Continuations	11	1,066	1.0%	0.7%	0.9%	1.3%
% of Patients satisfied with the dentistry they have received	0	0	N/A	90.9%	90.2%	93.2%
% of Patients satisfied with the time they had to wait for an appointment	0	0	N/A	83.8%	83.8%	89.0%

* This is based on patients treated on this contract for their most recent course of treatment. Figures in italics indicate the base number of FP17s or Patient Questionnaire responses are less than 100. N/A is shown where the base number of responses is less than 10 during the period. % is calculated as Quantity/Base number*100

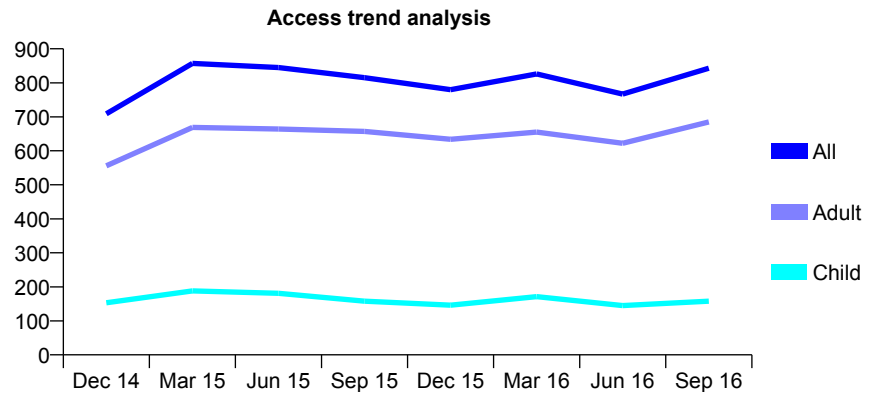
Q62 - Vital Signs At a Glance Contract Report for 849014/0004 - September 2016

Name or company name	MISS E VAZIR
Contract type name	GDS Contract
Purpose of contract	General
Contract start date	01/05/2013
Contract end date	

16/17 Contracted general activity (UDA)	4,000
Carry forward general activity (UDA)	0
16/17 Contracted orthodontic activity (UOA)	0
Carry forward orthodontic activity (UOA)	0
Baseline contract value	£105,867.24

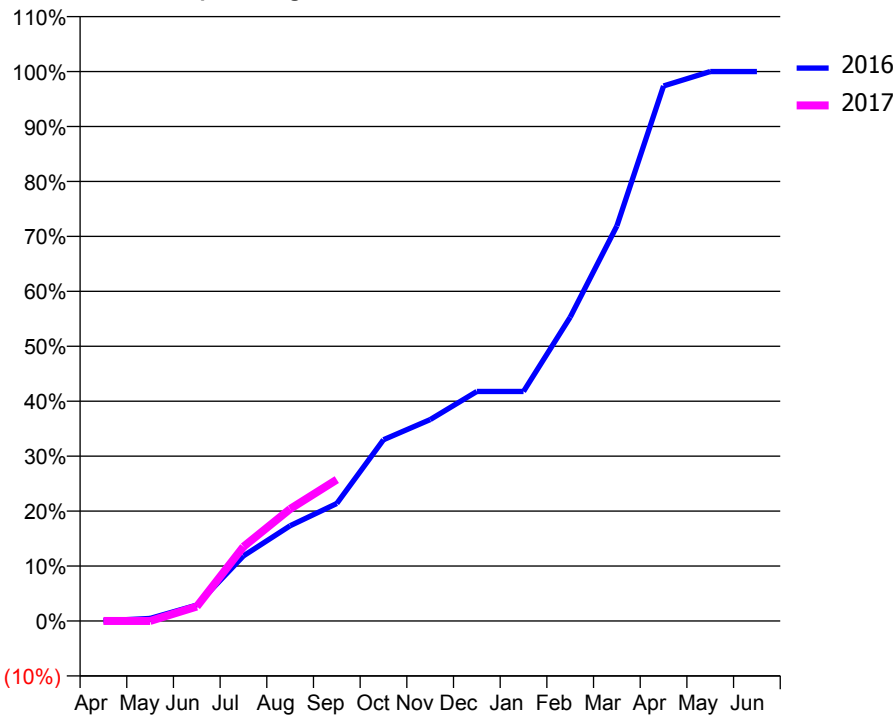
ACCESS*

Patients seen in 24 months	Total	Change since previous quarter
Quarter ending September 2015	815	
Quarter ending December 2015	780	↓
Quarter ending March 2016	826	↑
Quarter ending June 2016	767	↓
Quarter ending September 2016	843	↑
Variance since September 2015	3.4%	↑



ACTIVITY

Cumulative percentage of contracted UDA delivered 2016 & 2017



Month	Adjusted Scheduled Activity (UDA)	
	2016	2017
April	1	0
May	19	0
June	116	106
July	474	542
August	693	816
September	855	1,030
October	1,320	
November	1,466	
December	1,671	
January	1,671	
February	2,212	
March	2,876	
April	3,895	
May	4,000	
June	4,000	

QUALITY

	Quantity	Base Number	Contract	AT	Region	England
% of FP17s for the same patient ID Re-attending within 3 months - Children	0	84	0.0%	9.9%	11.8%	12.4%
% of FP17s for the same patient ID Re-attending within 3 months - Adults	24	363	6.6%	16.0%	17.1%	16.7%
% of FP17s for the same patient ID Re-attending between 3 & 9 months - Children	21	84	25.0%	45.4%	45.8%	57.4%
% of FP17s for the same patient ID Re-attending between 3 & 9 months - Adults	86	363	23.7%	37.0%	37.6%	50.5%
% of FP17s for Band 1 Urgent Courses	48	280	17.1%	11.0%	10.6%	9.1%
% of FP17s Relating to Free Repair or Replacements	0	280	0.0%	0.6%	0.6%	0.8%
% of FP17s Relating to Continuations	0	280	0.0%	0.7%	0.9%	1.3%
% of Patients satisfied with the dentistry they have received	0	0	N/A	90.9%	90.2%	93.2%
% of Patients satisfied with the time they had to wait for an appointment	0	0	N/A	83.8%	83.8%	89.0%

* This is based on patients treated on this contract for their most recent course of treatment. Figures in italics indicate the base number of FP17s or Patient Questionnaire responses are less than 100. N/A is shown where the base number of responses is less than 10 during the period. % is calculated as Quantity/Base number*100

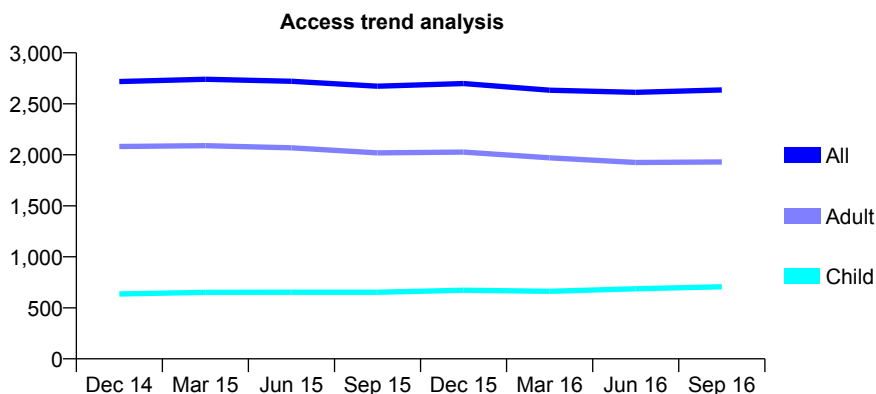
Q62 - Vital Signs At a Glance Contract Report for 849146/0001 - September 2016

Name or company name	MR A ARBABI
Contract type name	GDS Contract
Purpose of contract	General
Contract start date	01/04/2006
Contract end date	

16/17 Contracted general activity (UDA)	6,545
Carry forward general activity (UDA)	0
16/17 Contracted orthodontic activity (UOA)	0
Carry forward orthodontic activity (UOA)	0
Baseline contract value	£190,402.81

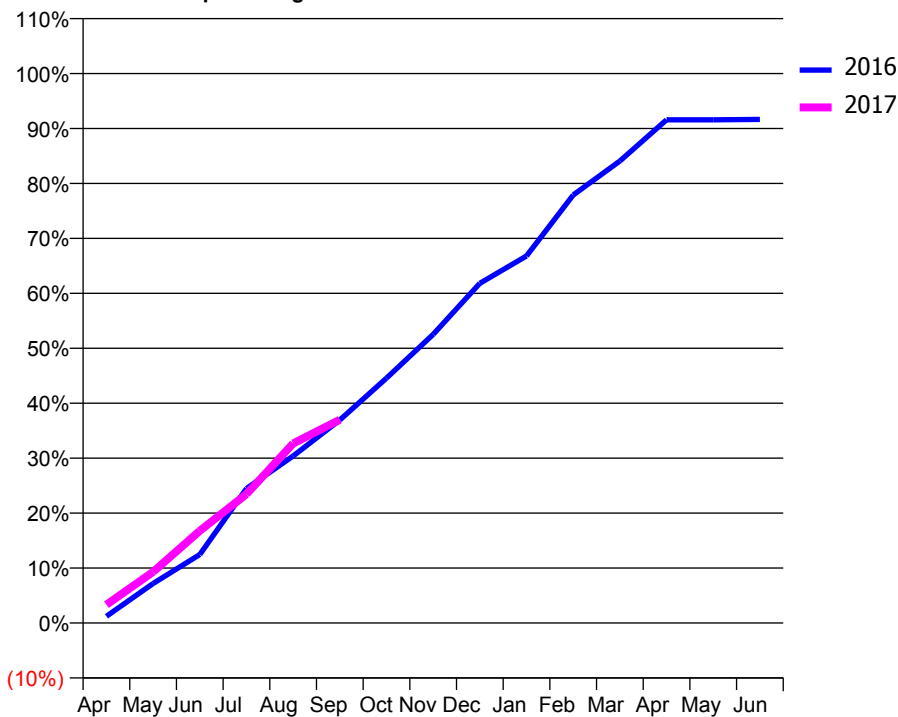
ACCESS*

Patients seen in 24 months	Total	Change since previous quarter
Quarter ending September 2015	2,672	
Quarter ending December 2015	2,699	→
Quarter ending March 2016	2,633	↓
Quarter ending June 2016	2,612	→
Quarter ending September 2016	2,636	→
Variance since September 2015	(1.3%)	↓



ACTIVITY

Cumulative percentage of contracted UDA delivered 2016 & 2017



Month	Adjusted Scheduled Activity (UDA)	
	2016	2017
April	81	219
May	471	609
June	816	1,099
July	1,602	1,534
August	1,989	2,139
September	2,418	2,421
October	2,918	
November	3,437	
December	4,047	
January	4,372	
February	5,098	
March	5,502	
April	5,993	
May	5,994	
June	5,998	

QUALITY

	Quantity	Base Number	Contract	AT	Region	England
% of FP17s for the same patient ID Re-attending within 3 months - Children	6	425	1.4%	9.9%	11.8%	12.4%
% of FP17s for the same patient ID Re-attending within 3 months - Adults	101	873	11.6%	16.0%	17.1%	16.7%
% of FP17s for the same patient ID Re-attending between 3 & 9 months - Children	191	425	44.9%	45.4%	45.8%	57.4%
% of FP17s for the same patient ID Re-attending between 3 & 9 months - Adults	306	873	35.1%	37.0%	37.6%	50.5%
% of FP17s for Band 1 Urgent Courses	73	1,130	6.5%	11.0%	10.6%	9.1%
% of FP17s Relating to Free Repair or Replacements	0	1,130	0.0%	0.6%	0.6%	0.8%
% of FP17s Relating to Continuations	2	1,130	0.2%	0.7%	0.9%	1.3%
% of Patients satisfied with the dentistry they have received	6	6	N/A	90.9%	90.2%	93.2%
% of Patients satisfied with the time they had to wait for an appointment	6	6	N/A	83.8%	83.8%	89.0%

* This is based on patients treated on this contract for their most recent course of treatment. Figures in italics indicate the base number of FP17s or Patient Questionnaire responses are less than 100. N/A is shown where the base number of responses is less than 10 during the period. % is calculated as Quantity/Base number*100

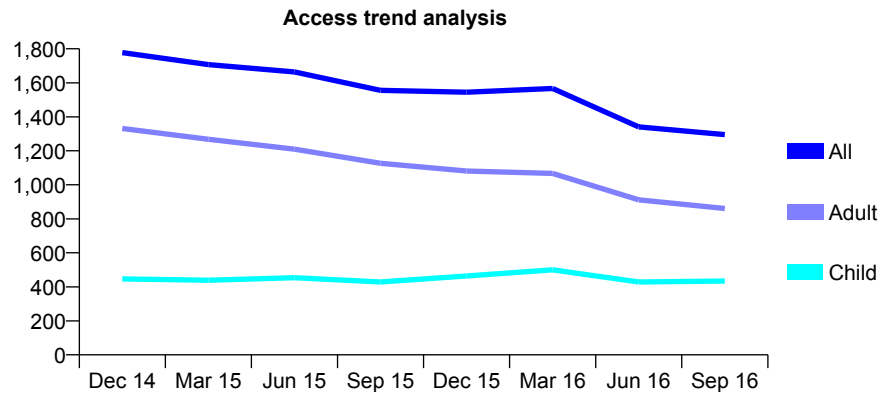
Q62 - Vital Signs At a Glance Contract Report for 852945/0001 - September 2016

Name or company name	MS P SOLEYMANI GILANDEH
Contract type name	GDS Contract
Purpose of contract	General
Contract start date	01/04/2006
Contract end date	

16/17 Contracted general activity (UDA)	3,492
Carry forward general activity (UDA)	0
16/17 Contracted orthodontic activity (UOA)	0
Carry forward orthodontic activity (UOA)	0
Baseline contract value	£107,007.14

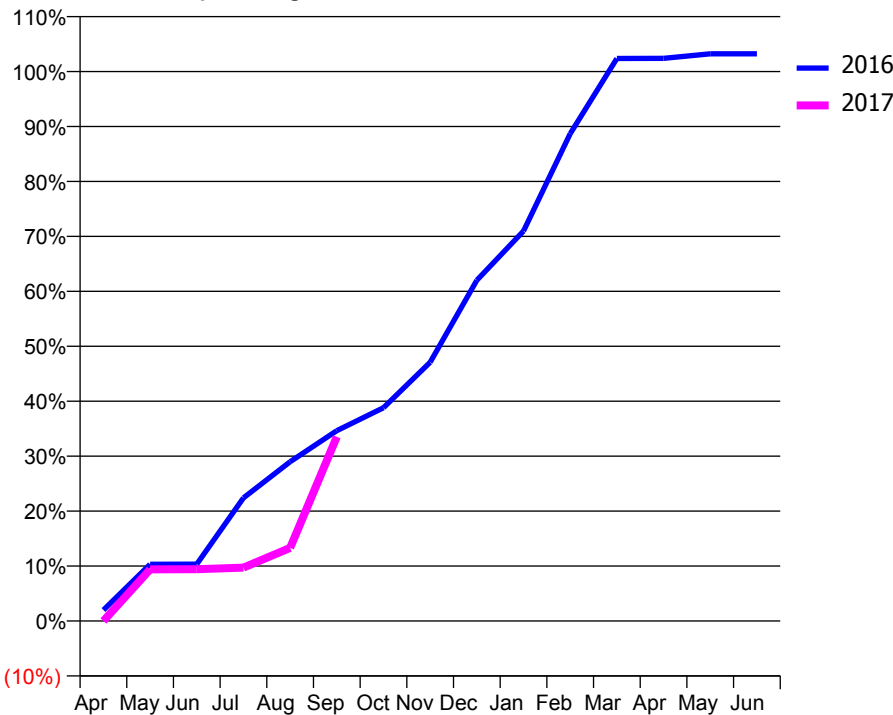
ACCESS*

Patients seen in 24 months	Total	Change since previous quarter
Quarter ending September 2015	1,556	
Quarter ending December 2015	1,545	→
Quarter ending March 2016	1,567	→
Quarter ending June 2016	1,341	↓
Quarter ending September 2016	1,295	↓
Variance since September 2015	(16.8%)	↓



ACTIVITY

Cumulative percentage of contracted UDA delivered 2016 & 2017



Month	Adjusted Scheduled Activity (UDA)	
	2016	2017
April	70	0
May	361	328
June	362	330
July	783	340
August	1,012	465
September	1,210	1,171
October	1,355	
November	1,644	
December	2,165	
January	2,478	
February	3,097	
March	3,574	
April	3,575	
May	3,604	
June	3,604	

QUALITY

	Quantity	Base Number	Contract	AT	Region	England
% of FP17s for the same patient ID Re-attending within 3 months - Children	5	147	3.4%	9.9%	11.8%	12.4%
% of FP17s for the same patient ID Re-attending within 3 months - Adults	28	271	10.3%	16.0%	17.1%	16.7%
% of FP17s for the same patient ID Re-attending between 3 & 9 months - Children	24	147	16.3%	45.4%	45.8%	57.4%
% of FP17s for the same patient ID Re-attending between 3 & 9 months - Adults	55	271	20.3%	37.0%	37.6%	50.5%
% of FP17s for Band 1 Urgent Courses	63	401	15.7%	11.0%	10.6%	9.1%
% of FP17s Relating to Free Repair or Replacements	0	401	0.0%	0.6%	0.6%	0.8%
% of FP17s Relating to Continuations	1	401	0.2%	0.7%	0.9%	1.3%
% of Patients satisfied with the dentistry they have received	0	0	N/A	90.9%	90.2%	93.2%
% of Patients satisfied with the time they had to wait for an appointment	0	0	N/A	83.8%	83.8%	89.0%

* This is based on patients treated on this contract for their most recent course of treatment. Figures in italics indicate the base number of FP17s or Patient Questionnaire responses are less than 100. N/A is shown where the base number of responses is less than 10 during the period. % is calculated as Quantity/Base number*100

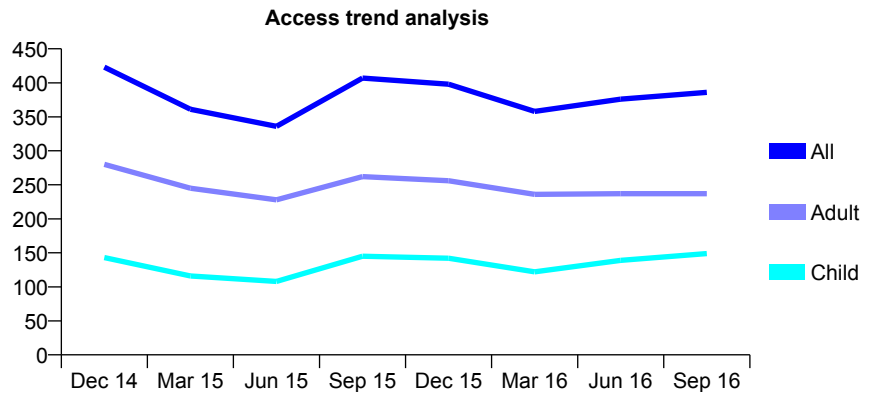
Q62 - Vital Signs At a Glance Contract Report for 852945/0002 - September 2016

Name or company name	MS P SOLEYMANI GILANDEH
Contract type name	GDS Contract
Purpose of contract	General
Contract start date	01/12/2007
Contract end date	

16/17 Contracted general activity (UDA)	700
Carry forward general activity (UDA)	0
16/17 Contracted orthodontic activity (UOA)	0
Carry forward orthodontic activity (UOA)	0
Baseline contract value	£22,282.44

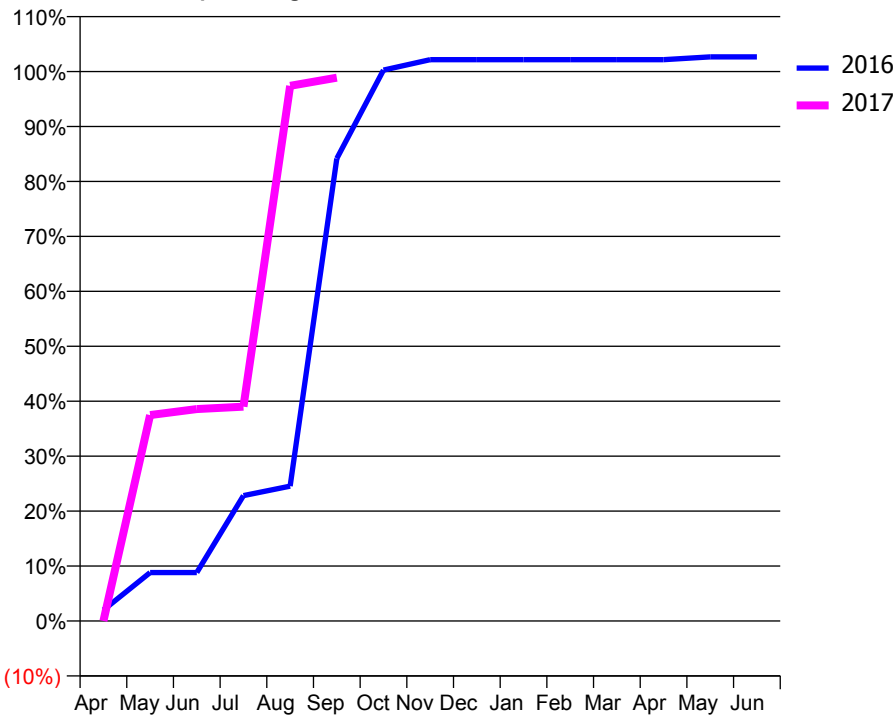
ACCESS*

Patients seen in 24 months	Total	Change since previous quarter
Quarter ending September 2015	407	
Quarter ending December 2015	398	↓
Quarter ending March 2016	358	↓
Quarter ending June 2016	376	↑
Quarter ending September 2016	386	↑
Variance since September 2015	(5.2%)	↓



ACTIVITY

Cumulative percentage of contracted UDA delivered 2016 & 2017



Month	Adjusted Scheduled Activity (UDA)	
	2016	2017
April	14	0
May	62	262
June	62	270
July	160	273
August	172	682
September	589	692
October	702	
November	715	
December	715	
January	715	
February	715	
March	715	
April	715	
May	719	
June	719	

QUALITY

	Quantity	Base Number	Contract	AT	Region	England
% of FP17s for the same patient ID Re-attending within 3 months - Children	0	99	0.0%	9.9%	11.8%	12.4%
% of FP17s for the same patient ID Re-attending within 3 months - Adults	0	134	0.0%	16.0%	17.1%	16.7%
% of FP17s for the same patient ID Re-attending between 3 & 9 months - Children	5	99	5.1%	45.4%	45.8%	57.4%
% of FP17s for the same patient ID Re-attending between 3 & 9 months - Adults	9	134	6.7%	37.0%	37.6%	50.5%
% of FP17s for Band 1 Urgent Courses	36	230	15.7%	11.0%	10.6%	9.1%
% of FP17s Relating to Free Repair or Replacements	0	230	0.0%	0.6%	0.6%	0.8%
% of FP17s Relating to Continuations	0	230	0.0%	0.7%	0.9%	1.3%
% of Patients satisfied with the dentistry they have received	1	1	N/A	90.9%	90.2%	93.2%
% of Patients satisfied with the time they had to wait for an appointment	1	1	N/A	83.8%	83.8%	89.0%

* This is based on patients treated on this contract for their most recent course of treatment. Figures in italics indicate the base number of FP17s or Patient Questionnaire responses are less than 100. N/A is shown where the base number of responses is less than 10 during the period. % is calculated as Quantity/Base number*100

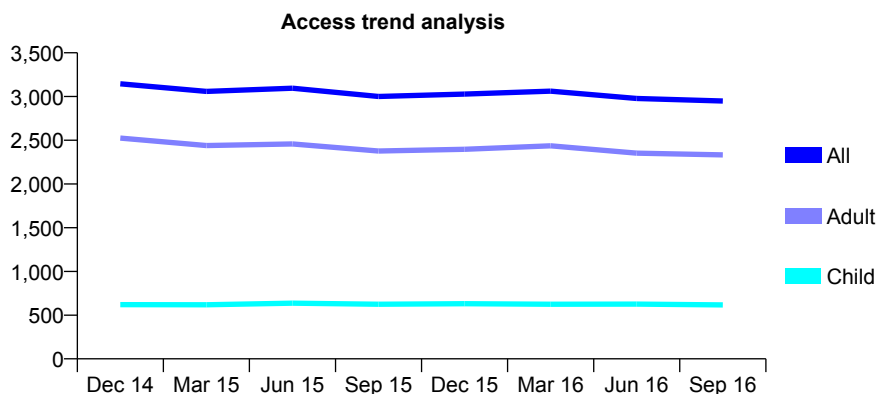
Q62 - Vital Signs At a Glance Contract Report for 857971/0001 - September 2016

Name or company name	MR I BAIC
Contract type name	GDS Contract
Purpose of contract	General
Contract start date	01/04/2006
Contract end date	

16/17 Contracted general activity (UDA)	9,225
Carry forward general activity (UDA)	121
16/17 Contracted orthodontic activity (UOA)	0
Carry forward orthodontic activity (UOA)	0
Baseline contract value	£265,384.70

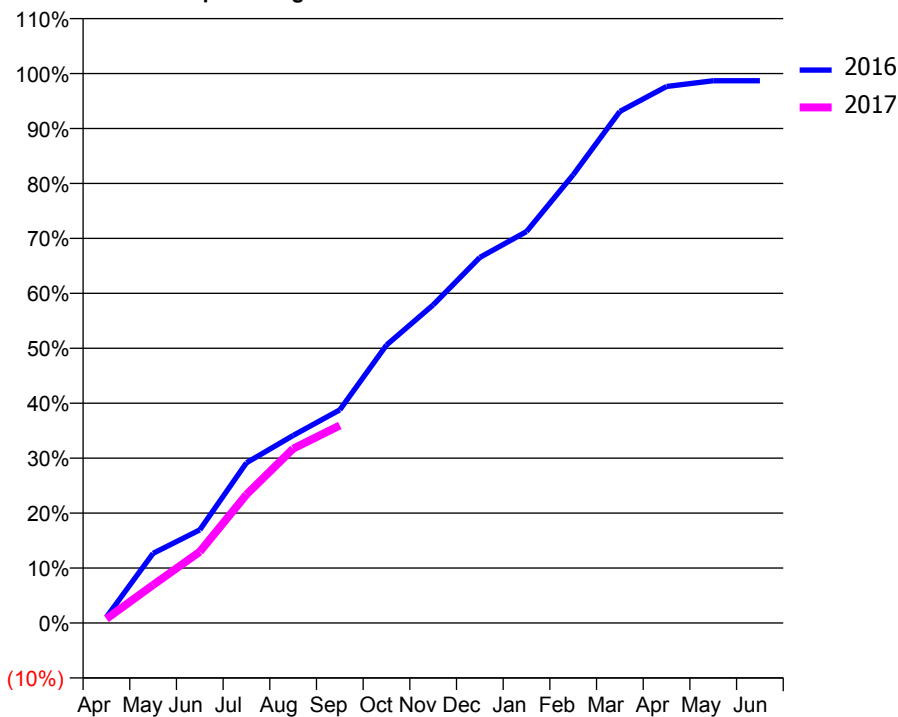
ACCESS*

Patients seen in 24 months	Total	Change since previous quarter
Quarter ending September 2015	3,001	
Quarter ending December 2015	3,028	→
Quarter ending March 2016	3,061	→
Quarter ending June 2016	2,978	↓
Quarter ending September 2016	2,949	→
Variance since September 2015	(1.7%)	↓



ACTIVITY

Cumulative percentage of contracted UDA delivered 2016 & 2017



Adjusted Scheduled Activity (UDA)

Month	2016	2017
April	99	71
May	1,169	640
June	1,565	1,197
July	2,690	2,158
August	3,149	2,927
September	3,579	3,316
October	4,666	
November	5,340	
December	6,137	
January	6,571	
February	7,526	
March	8,589	
April	9,007	
May	9,102	
June	9,104	

QUALITY

	Quantity	Base Number	Contract	AT	Region	England
% of FP17s for the same patient ID Re-attending within 3 months - Children	26	282	9.2%	9.9%	11.8%	12.4%
% of FP17s for the same patient ID Re-attending within 3 months - Adults	187	1,119	16.7%	16.0%	17.1%	16.7%
% of FP17s for the same patient ID Re-attending between 3 & 9 months - Children	89	282	31.6%	45.4%	45.8%	57.4%
% of FP17s for the same patient ID Re-attending between 3 & 9 months - Adults	346	1,119	30.9%	37.0%	37.6%	50.5%
% of FP17s for Band 1 Urgent Courses	276	1,223	22.6%	11.0%	10.6%	9.1%
% of FP17s Relating to Free Repair or Replacements	3	1,223	0.2%	0.6%	0.6%	0.8%
% of FP17s Relating to Continuations	0	1,223	0.0%	0.7%	0.9%	1.3%
% of Patients satisfied with the dentistry they have received	3	4	N/A	90.9%	90.2%	93.2%
% of Patients satisfied with the time they had to wait for an appointment	3	4	N/A	83.8%	83.8%	89.0%

* This is based on patients treated on this contract for their most recent course of treatment. Figures in italics indicate the base number of FP17s or Patient Questionnaire responses are less than 100. N/A is shown where the base number of responses is less than 10 during the period. % is calculated as Quantity/Base number*100

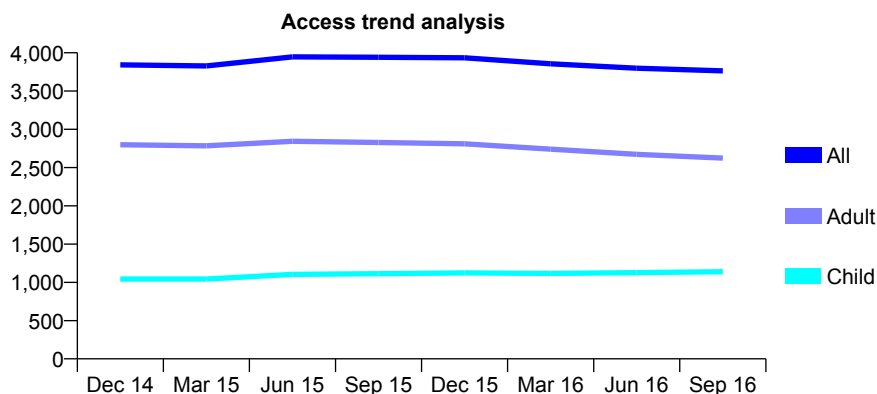
Q62 - Vital Signs At a Glance Contract Report for 862274/0001 - September 2016

Name or company name	MR D PATEL
Contract type name	GDS Contract
Purpose of contract	General
Contract start date	01/04/2008
Contract end date	

16/17 Contracted general activity (UDA)	12,778
Carry forward general activity (UDA)	-57
16/17 Contracted orthodontic activity (UOA)	0
Carry forward orthodontic activity (UOA)	0
Baseline contract value	£387,147.03

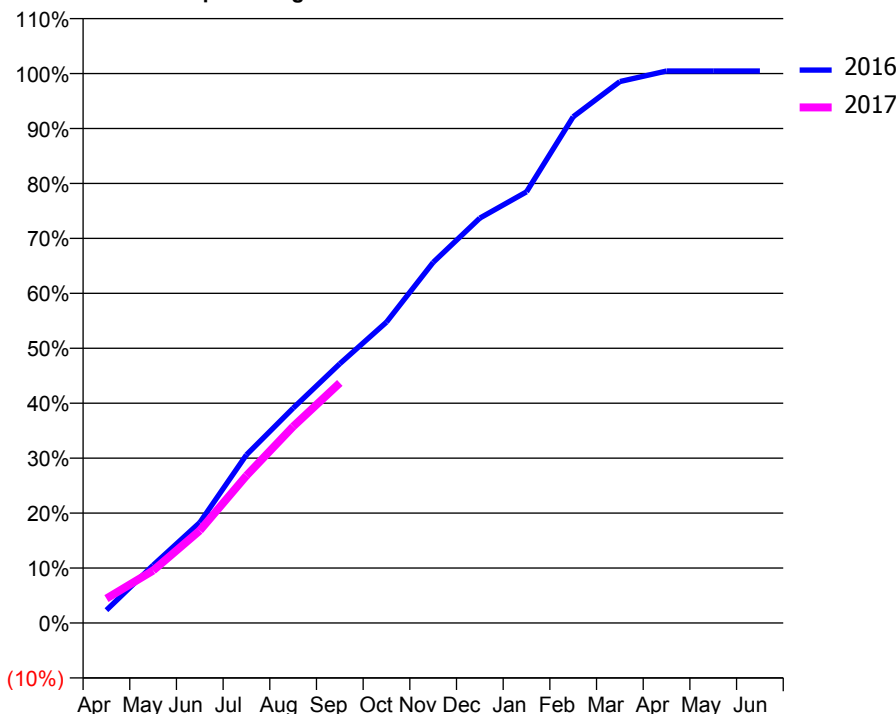
ACCESS*

Patients seen in 24 months	Total	Change since previous quarter
Quarter ending September 2015	3,941	
Quarter ending December 2015	3,934	→
Quarter ending March 2016	3,857	↓
Quarter ending June 2016	3,799	↓
Quarter ending September 2016	3,763	→
Variance since September 2015	(4.5%)	↓



ACTIVITY

Cumulative percentage of contracted UDA delivered 2016 & 2017



Month	Adjusted Scheduled Activity (UDA)	
	2016	2017
April	299	570
May	1,345	1,219
June	2,335	2,149
July	3,912	3,428
August	4,997	4,569
September	6,029	5,584
October	6,997	
November	8,386	
December	9,415	
January	10,025	
February	11,772	
March	12,592	
April	12,834	
May	12,835	
June	12,835	

QUALITY

	Quantity	Base Number	Contract	AT	Region	England
% of FP17s for the same patient ID Re-attending within 3 months - Children	94	1,002	9.4%	9.9%	11.8%	12.4%
% of FP17s for the same patient ID Re-attending within 3 months - Adults	241	1,607	15.0%	16.0%	17.1%	16.7%
% of FP17s for the same patient ID Re-attending between 3 & 9 months - Children	658	1,002	65.7%	45.4%	45.8%	57.4%
% of FP17s for the same patient ID Re-attending between 3 & 9 months - Adults	770	1,607	47.9%	37.0%	37.6%	50.5%
% of FP17s for Band 1 Urgent Courses	379	2,508	15.1%	11.0%	10.6%	9.1%
% of FP17s Relating to Free Repair or Replacements	4	2,508	0.2%	0.6%	0.6%	0.8%
% of FP17s Relating to Continuations	11	2,508	0.4%	0.7%	0.9%	1.3%
% of Patients satisfied with the dentistry they have received	4	4	N/A	90.9%	90.2%	93.2%
% of Patients satisfied with the time they had to wait for an appointment	4	4	N/A	83.8%	83.8%	89.0%

* This is based on patients treated on this contract for their most recent course of treatment. Figures in italics indicate the base number of FP17s or Patient Questionnaire responses are less than 100. N/A is shown where the base number of responses is less than 10 during the period. % is calculated as Quantity/Base number*100

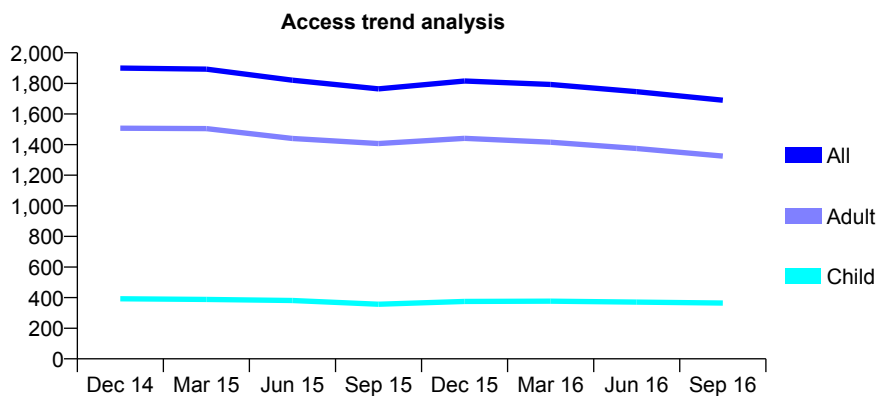
Q62 - Vital Signs At a Glance Contract Report for 886971/0001 - September 2016

Name or company name	MR AK SACHDEV
Contract type name	GDS Contract
Purpose of contract	General
Contract start date	01/04/2006
Contract end date	

16/17 Contracted general activity (UDA)	6,645
Carry forward general activity (UDA)	0
16/17 Contracted orthodontic activity (UOA)	0
Carry forward orthodontic activity (UOA)	0
Baseline contract value	£185,215.38

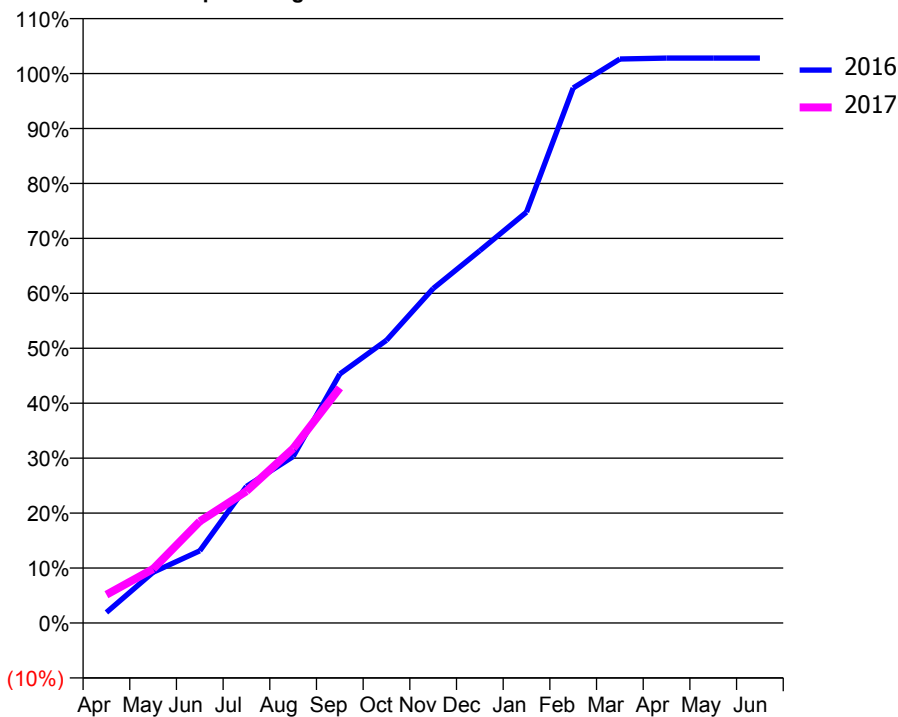
ACCESS*

Patients seen in 24 months	Total	Change since previous quarter
Quarter ending September 2015	1,764	
Quarter ending December 2015	1,816	↑
Quarter ending March 2016	1,793	↓
Quarter ending June 2016	1,746	↓
Quarter ending September 2016	1,690	↓
Variance since September 2015	(4.2%)	↓



ACTIVITY

Cumulative percentage of contracted UDA delivered 2016 & 2017



Month	Adjusted Scheduled Activity (UDA)	
	2016	2017
April	128	342
May	613	654
June	873	1,230
July	1,651	1,594
August	2,014	2,110
September	3,012	2,844
October	3,419	
November	4,045	
December	4,503	
January	4,970	
February	6,470	
March	6,820	
April	6,832	
May	6,832	
June	6,832	

QUALITY

	Quantity	Base Number	Contract	AT	Region	England
% of FP17s for the same patient ID Re-attending within 3 months - Children	0	167	0.0%	9.9%	11.8%	12.4%
% of FP17s for the same patient ID Re-attending within 3 months - Adults	0	479	0.0%	16.0%	17.1%	16.7%
% of FP17s for the same patient ID Re-attending between 3 & 9 months - Children	35	167	21.0%	45.4%	45.8%	57.4%
% of FP17s for the same patient ID Re-attending between 3 & 9 months - Adults	152	479	31.7%	37.0%	37.6%	50.5%
% of FP17s for Band 1 Urgent Courses	18	645	2.8%	11.0%	10.6%	9.1%
% of FP17s Relating to Free Repair or Replacements	0	645	0.0%	0.6%	0.6%	0.8%
% of FP17s Relating to Continuations	0	645	0.0%	0.7%	0.9%	1.3%
% of Patients satisfied with the dentistry they have received	4	4	N/A	90.9%	90.2%	93.2%
% of Patients satisfied with the time they had to wait for an appointment	3	4	N/A	83.8%	83.8%	89.0%

* This is based on patients treated on this contract for their most recent course of treatment. Figures in italics indicate the base number of FP17s or Patient Questionnaire responses are less than 100. N/A is shown where the base number of responses is less than 10 during the period. % is calculated as Quantity/Base number*100

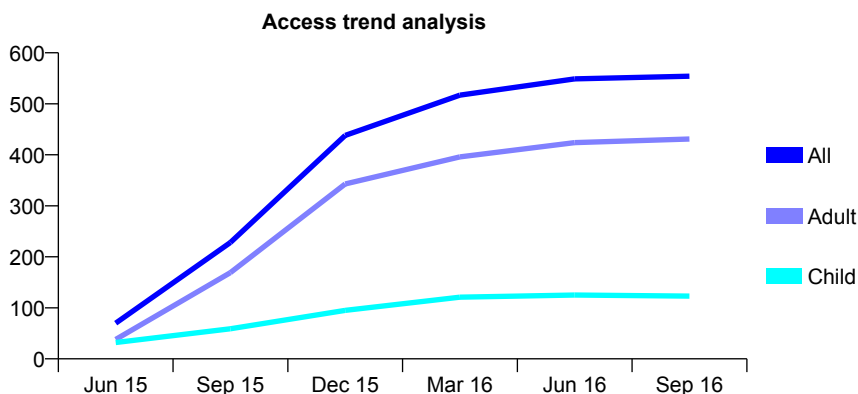
Q62 - Vital Signs At a Glance Contract Report for 887536/0001 - September 2016

Name or company name	MR AR PATEL
Contract type name	GDS Contract
Purpose of contract	General
Contract start date	01/04/2015
Contract end date	

16/17 Contracted general activity (UDA)	1,838
Carry forward general activity (UDA)	10
16/17 Contracted orthodontic activity (UOA)	0
Carry forward orthodontic activity (UOA)	0
Baseline contract value	£57,027.90

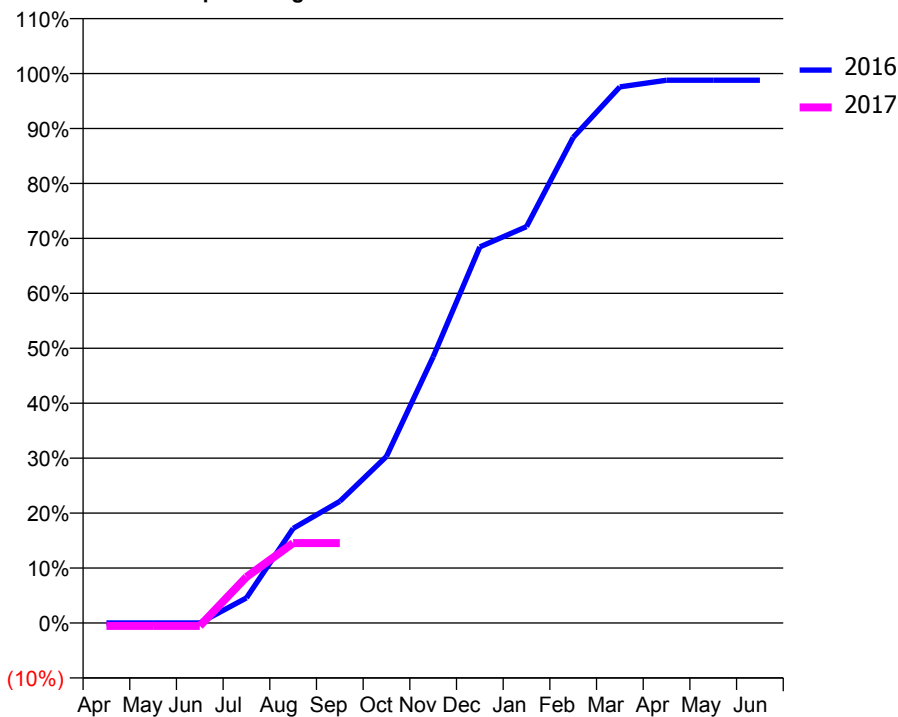
ACCESS*

Patients seen in 24 months	Total	Change since previous quarter
Quarter ending September 2015	228	
Quarter ending December 2015	438	↑
Quarter ending March 2016	517	↑
Quarter ending June 2016	549	↑
Quarter ending September 2016	554	→
Variance since September 2015	143.0%	↑



ACTIVITY

Cumulative percentage of contracted UDA delivered 2016 & 2017



Adjusted Scheduled Activity (UDA)

Month	2016	2017
April	0	-10
May	0	-10
June	0	-10
July	84	154
August	316	268
September	407	268
October	557	
November	891	
December	1,258	
January	1,326	
February	1,624	
March	1,793	
April	1,816	
May	1,816	
June	1,816	

QUALITY

	Quantity	Base Number	Contract	AT	Region	England
% of FP17s for the same patient ID Re-attending within 3 months - Children	4	34	11.8%	9.9%	11.8%	12.4%
% of FP17s for the same patient ID Re-attending within 3 months - Adults	13	83	15.7%	16.0%	17.1%	16.7%
% of FP17s for the same patient ID Re-attending between 3 & 9 months - Children	16	34	47.1%	45.4%	45.8%	57.4%
% of FP17s for the same patient ID Re-attending between 3 & 9 months - Adults	25	83	30.1%	37.0%	37.6%	50.5%
% of FP17s for Band 1 Urgent Courses	8	111	7.2%	11.0%	10.6%	9.1%
% of FP17s Relating to Free Repair or Replacements	1	111	0.9%	0.6%	0.6%	0.8%
% of FP17s Relating to Continuations	0	111	0.0%	0.7%	0.9%	1.3%
% of Patients satisfied with the dentistry they have received	1	1	N/A	90.9%	90.2%	93.2%
% of Patients satisfied with the time they had to wait for an appointment	1	1	N/A	83.8%	83.8%	89.0%

* This is based on patients treated on this contract for their most recent course of treatment. Figures in italics indicate the base number of FP17s or Patient Questionnaire responses are less than 100. N/A is shown where the base number of responses is less than 10 during the period. % is calculated as Quantity/Base number*100

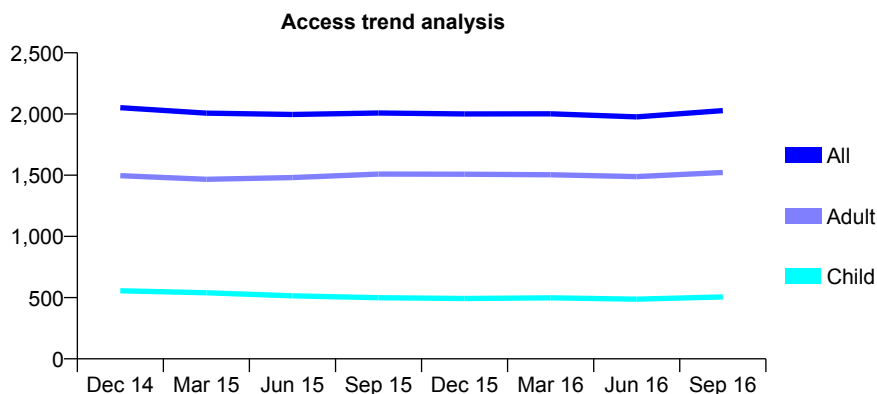
Q62 - Vital Signs At a Glance Contract Report for 888869/0002 - September 2016

Name or company name	MR MT RAJANI
Contract type name	GDS Contract
Purpose of contract	General
Contract start date	01/06/2011
Contract end date	

16/17 Contracted general activity (UDA)	5,346
Carry forward general activity (UDA)	0
16/17 Contracted orthodontic activity (UOA)	0
Carry forward orthodontic activity (UOA)	0
Baseline contract value	£154,843.33

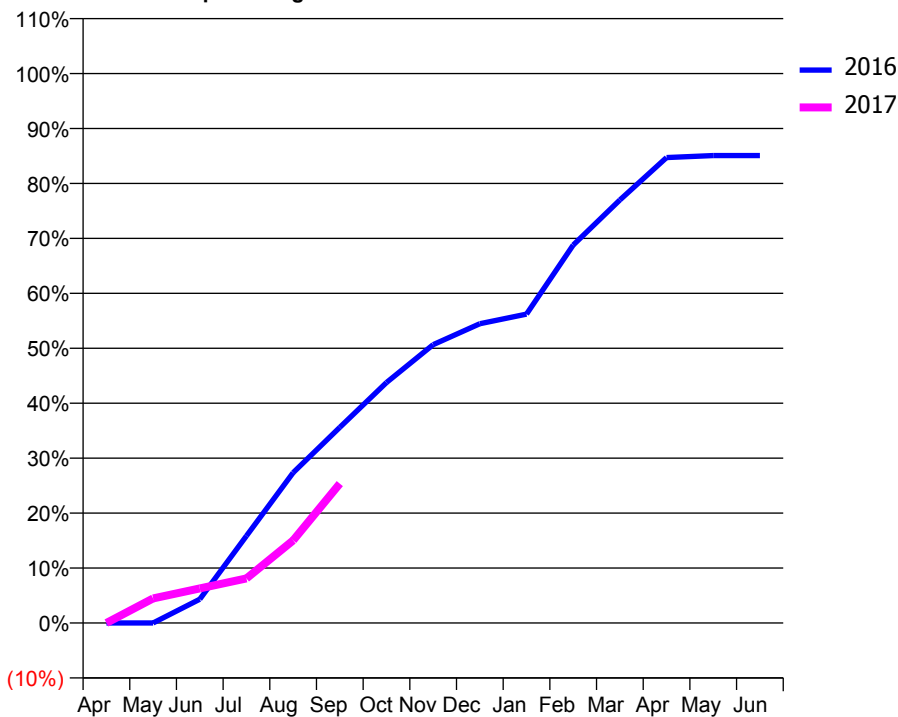
ACCESS*

Patients seen in 24 months	Total	Change since previous quarter
Quarter ending September 2015	2,008	
Quarter ending December 2015	2,001	→
Quarter ending March 2016	2,002	→
Quarter ending June 2016	1,977	↓
Quarter ending September 2016	2,028	↑
Variance since September 2015	1.0%	→



ACTIVITY

Cumulative percentage of contracted UDA delivered 2016 & 2017



Adjusted Scheduled Activity (UDA)

Month	2016	2017
April	1	0
May	1	240
June	231	337
July	848	434
August	1,463	804
September	1,904	1,356
October	2,339	
November	2,708	
December	2,912	
January	3,006	
February	3,677	
March	4,116	
April	4,528	
May	4,548	
June	4,548	

QUALITY

	Quantity	Base Number	Contract	AT	Region	England
% of FP17s for the same patient ID Re-attending within 3 months - Children	10	212	4.7%	9.9%	11.8%	12.4%
% of FP17s for the same patient ID Re-attending within 3 months - Adults	20	534	3.7%	16.0%	17.1%	16.7%
% of FP17s for the same patient ID Re-attending between 3 & 9 months - Children	98	212	46.2%	45.4%	45.8%	57.4%
% of FP17s for the same patient ID Re-attending between 3 & 9 months - Adults	166	534	31.1%	37.0%	37.6%	50.5%
% of FP17s for Band 1 Urgent Courses	14	593	2.4%	11.0%	10.6%	9.1%
% of FP17s Relating to Free Repair or Replacements	7	593	1.2%	0.6%	0.6%	0.8%
% of FP17s Relating to Continuations	0	593	0.0%	0.7%	0.9%	1.3%
% of Patients satisfied with the dentistry they have received	2	2	N/A	90.9%	90.2%	93.2%
% of Patients satisfied with the time they had to wait for an appointment	2	2	N/A	83.8%	83.8%	89.0%

* This is based on patients treated on this contract for their most recent course of treatment. Figures in italics indicate the base number of FP17s or Patient Questionnaire responses are less than 100. N/A is shown where the base number of responses is less than 10 during the period. % is calculated as Quantity/Base number*100

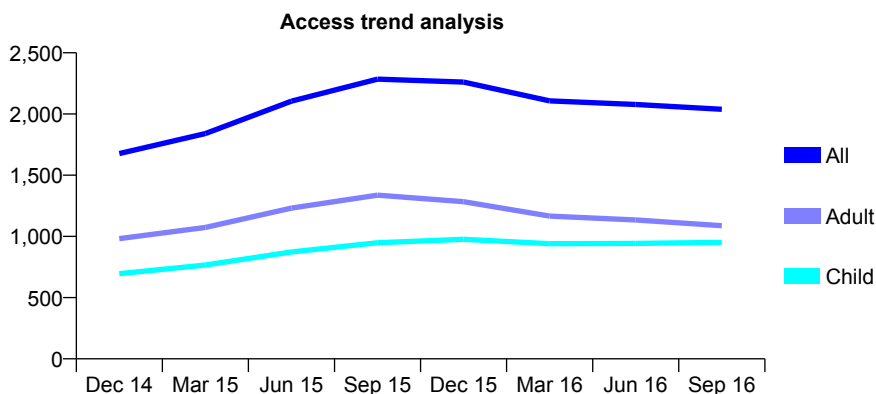
Q62 - Vital Signs At a Glance Contract Report for 890421/0002 - September 2016

Name or company name	MS M TADAION
Contract type name	GDS Contract
Purpose of contract	General
Contract start date	01/11/2013
Contract end date	

16/17 Contracted general activity (UDA)	5,845
Carry forward general activity (UDA)	-80
16/17 Contracted orthodontic activity (UOA)	0
Carry forward orthodontic activity (UOA)	0
Baseline contract value	£173,929.42

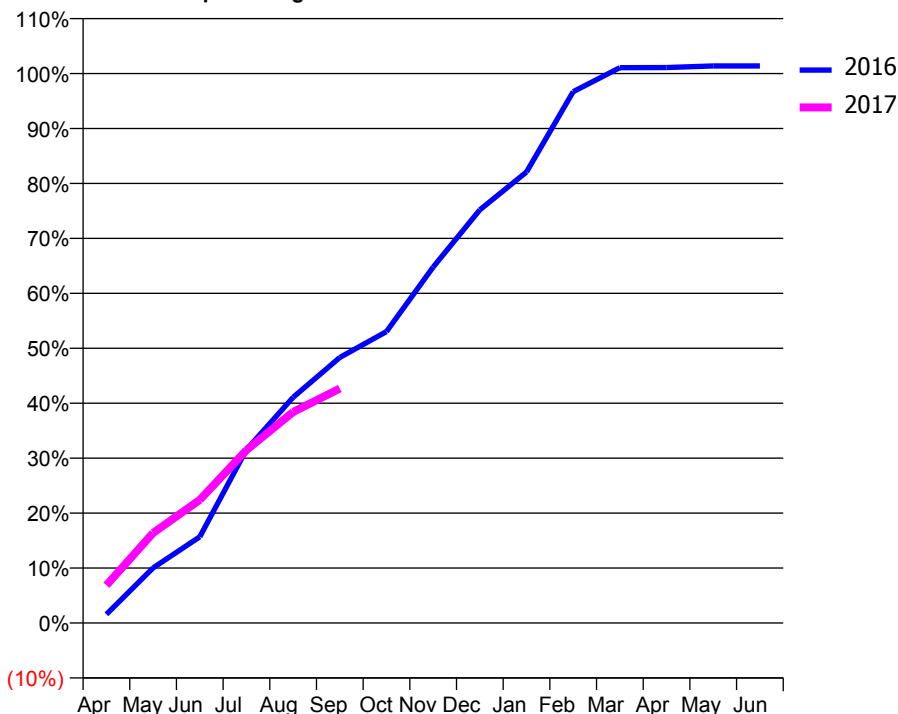
ACCESS*

Patients seen in 24 months	Total	Change since previous quarter
Quarter ending September 2015	2,285	
Quarter ending December 2015	2,261	↓
Quarter ending March 2016	2,107	↓
Quarter ending June 2016	2,078	↓
Quarter ending September 2016	2,039	↓
Variance since September 2015	(10.8%)	↓



ACTIVITY

Cumulative percentage of contracted UDA delivered 2016 & 2017



Month	Adjusted Scheduled Activity (UDA)	
	2016	2017
April	93	402
May	587	959
June	917	1,310
July	1,845	1,839
August	2,400	2,245
September	2,825	2,494
October	3,100	
November	3,786	
December	4,395	
January	4,798	
February	5,652	
March	5,908	
April	5,909	
May	5,925	
June	5,925	

QUALITY

	Quantity	Base Number	Contract	AT	Region	England
% of FP17s for the same patient ID Re-attending within 3 months - Children	43	475	9.1%	9.9%	11.8%	12.4%
% of FP17s for the same patient ID Re-attending within 3 months - Adults	67	395	17.0%	16.0%	17.1%	16.7%
% of FP17s for the same patient ID Re-attending between 3 & 9 months - Children	173	475	36.4%	45.4%	45.8%	57.4%
% of FP17s for the same patient ID Re-attending between 3 & 9 months - Adults	78	395	19.7%	37.0%	37.6%	50.5%
% of FP17s for Band 1 Urgent Courses	83	854	9.7%	11.0%	10.6%	9.1%
% of FP17s Relating to Free Repair or Replacements	0	854	0.0%	0.6%	0.6%	0.8%
% of FP17s Relating to Continuations	0	854	0.0%	0.7%	0.9%	1.3%
% of Patients satisfied with the dentistry they have received	2	2	N/A	90.9%	90.2%	93.2%
% of Patients satisfied with the time they had to wait for an appointment	2	2	N/A	83.8%	83.8%	89.0%

* This is based on patients treated on this contract for their most recent course of treatment. Figures in italics indicate the base number of FP17s or Patient Questionnaire responses are less than 100. N/A is shown where the base number of responses is less than 10 during the period. % is calculated as Quantity/Base number*100

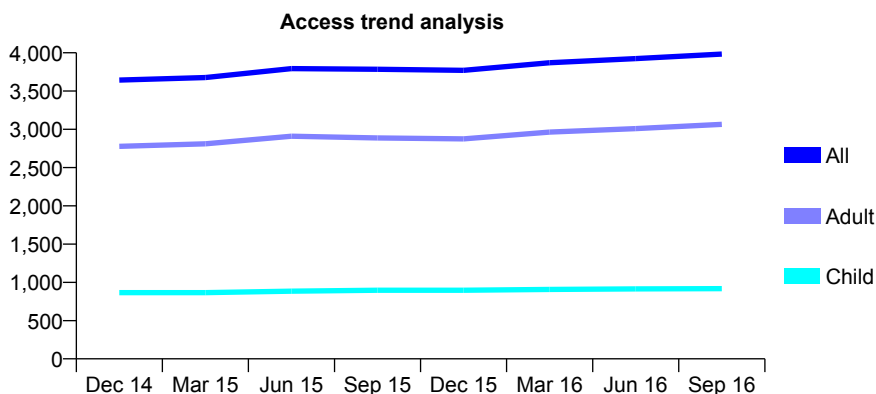
Q62 - Vital Signs At a Glance Contract Report for 890952/0001 - September 2016

Name or company name	MR M CLARKE
Contract type name	GDS Contract
Purpose of contract	General
Contract start date	01/04/2006
Contract end date	

16/17 Contracted general activity (UDA)	11,271
Carry forward general activity (UDA)	0
16/17 Contracted orthodontic activity (UOA)	0
Carry forward orthodontic activity (UOA)	0
Baseline contract value	£342,430.36

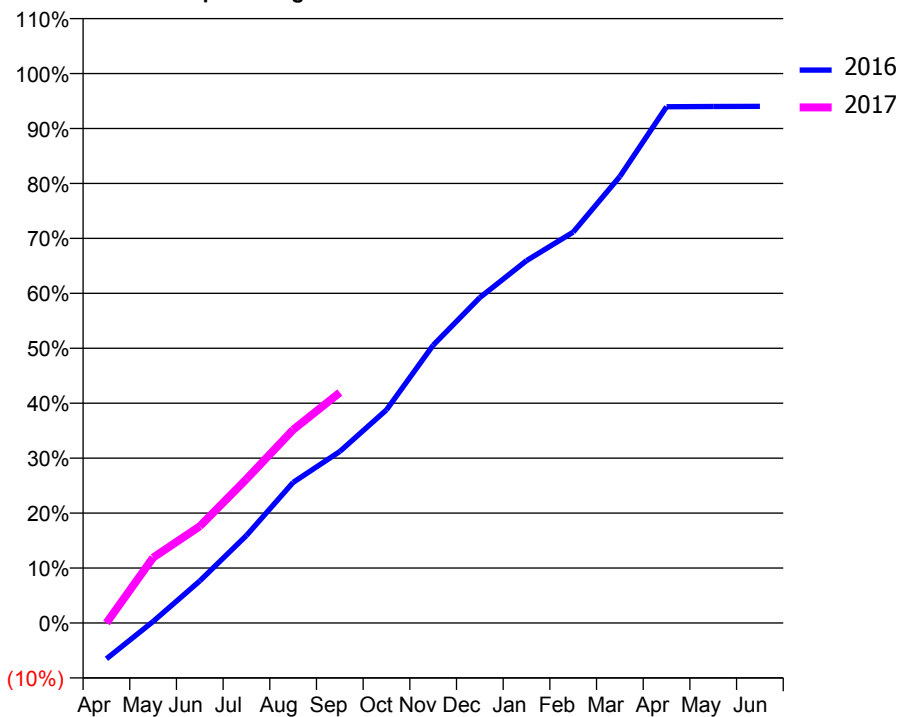
ACCESS*

Patients seen in 24 months	Total	Change since previous quarter
Quarter ending September 2015	3,784	
Quarter ending December 2015	3,771	→
Quarter ending March 2016	3,870	↑
Quarter ending June 2016	3,925	→
Quarter ending September 2016	3,983	→
Variance since September 2015	5.3%	↑



ACTIVITY

Cumulative percentage of contracted UDA delivered 2016 & 2017



Month	Adjusted Scheduled Activity (UDA)	
	2016	2017
April	-736	0
May	32	1,343
June	863	1,985
July	1,796	2,952
August	2,884	3,966
September	3,519	4,727
October	4,373	
November	5,699	
December	6,674	
January	7,432	
February	8,019	
March	9,158	
April	10,590	
May	10,595	
June	10,598	

QUALITY

	Quantity	Base Number	Contract	AT	Region	England
% of FP17s for the same patient ID Re-attending within 3 months - Children	43	634	6.8%	9.9%	11.8%	12.4%
% of FP17s for the same patient ID Re-attending within 3 months - Adults	271	1,928	14.1%	16.0%	17.1%	16.7%
% of FP17s for the same patient ID Re-attending between 3 & 9 months - Children	306	634	48.3%	45.4%	45.8%	57.4%
% of FP17s for the same patient ID Re-attending between 3 & 9 months - Adults	743	1,928	38.5%	37.0%	37.6%	50.5%
% of FP17s for Band 1 Urgent Courses	154	2,016	7.6%	11.0%	10.6%	9.1%
% of FP17s Relating to Free Repair or Replacements	13	2,016	0.6%	0.6%	0.6%	0.8%
% of FP17s Relating to Continuations	62	2,016	3.1%	0.7%	0.9%	1.3%
% of Patients satisfied with the dentistry they have received	2	2	N/A	90.9%	90.2%	93.2%
% of Patients satisfied with the time they had to wait for an appointment	2	2	N/A	83.8%	83.8%	89.0%

* This is based on patients treated on this contract for their most recent course of treatment. Figures in italics indicate the base number of FP17s or Patient Questionnaire responses are less than 100. N/A is shown where the base number of responses is less than 10 during the period. % is calculated as Quantity/Base number*100

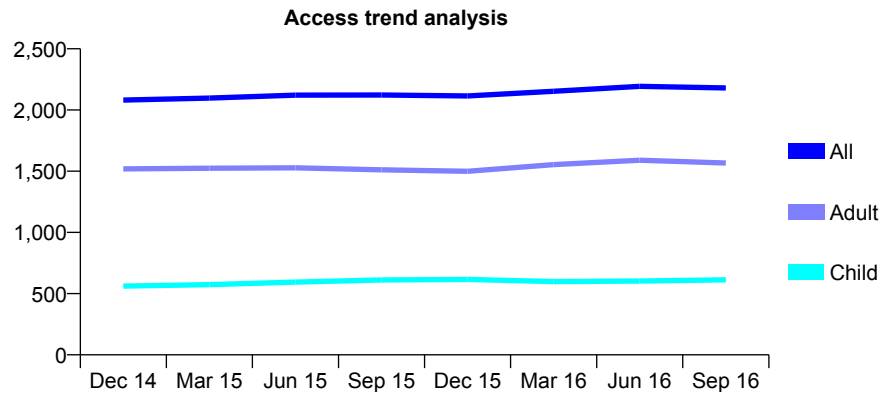
Q62 - Vital Signs At a Glance Contract Report for 899798/0005 - September 2016

Name or company name	Mr R L Shah & Dr S Shah
Contract type name	GDS Contract
Purpose of contract	General
Contract start date	01/03/2011
Contract end date	

16/17 Contracted general activity (UDA)	5,166
Carry forward general activity (UDA)	162
16/17 Contracted orthodontic activity (UOA)	0
Carry forward orthodontic activity (UOA)	0
Baseline contract value	£148,075.64

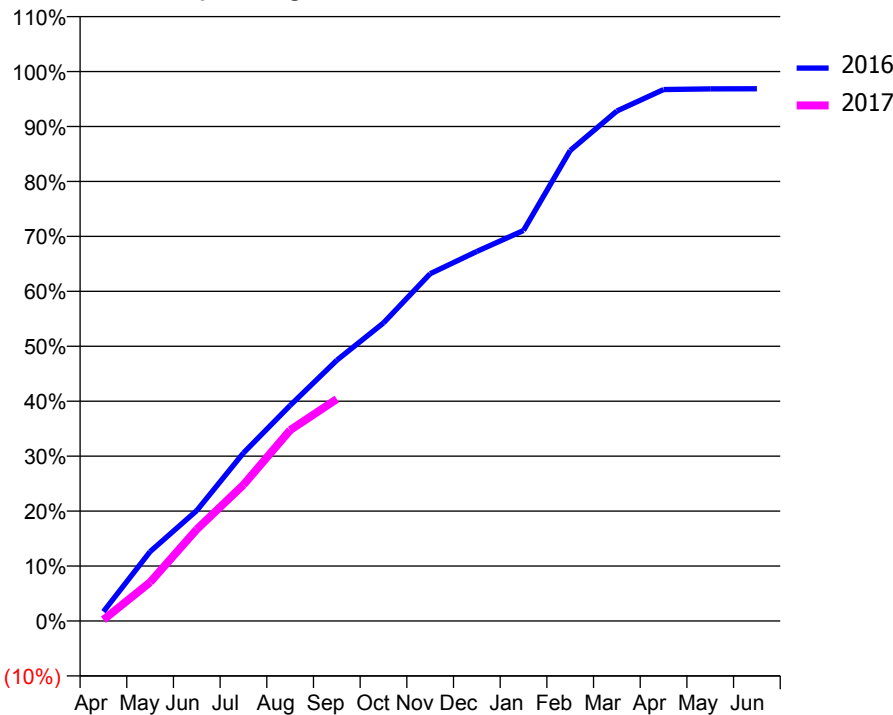
ACCESS*

Patients seen in 24 months	Total	Change since previous quarter
Quarter ending September 2015	2,123	
Quarter ending December 2015	2,115	→
Quarter ending March 2016	2,153	→
Quarter ending June 2016	2,193	→
Quarter ending September 2016	2,180	→
Variance since September 2015	2.7%	↑



ACTIVITY

Cumulative percentage of contracted UDA delivered 2016 & 2017



Month	Adjusted Scheduled Activity (UDA)	
	2016	2017
April	88	12
May	652	364
June	1,039	862
July	1,580	1,280
August	2,027	1,794
September	2,451	2,087
October	2,802	
November	3,266	
December	3,475	
January	3,671	
February	4,423	
March	4,795	
April	4,997	
May	5,003	
June	5,004	

QUALITY

	Quantity	Base Number	Contract	AT	Region	England
% of FP17s for the same patient ID Re-attending within 3 months - Children	25	352	7.1%	9.9%	11.8%	12.4%
% of FP17s for the same patient ID Re-attending within 3 months - Adults	103	798	12.9%	16.0%	17.1%	16.7%
% of FP17s for the same patient ID Re-attending between 3 & 9 months - Children	146	352	41.5%	45.4%	45.8%	57.4%
% of FP17s for the same patient ID Re-attending between 3 & 9 months - Adults	251	798	31.5%	37.0%	37.6%	50.5%
% of FP17s for Band 1 Urgent Courses	84	1,033	8.1%	11.0%	10.6%	9.1%
% of FP17s Relating to Free Repair or Replacements	7	1,033	0.7%	0.6%	0.6%	0.8%
% of FP17s Relating to Continuations	18	1,033	1.7%	0.7%	0.9%	1.3%
% of Patients satisfied with the dentistry they have received	0	0	N/A	90.9%	90.2%	93.2%
% of Patients satisfied with the time they had to wait for an appointment	0	0	N/A	83.8%	83.8%	89.0%

* This is based on patients treated on this contract for their most recent course of treatment. Figures in italics indicate the base number of FP17s or Patient Questionnaire responses are less than 100. N/A is shown where the base number of responses is less than 10 during the period. % is calculated as Quantity/Base number*100

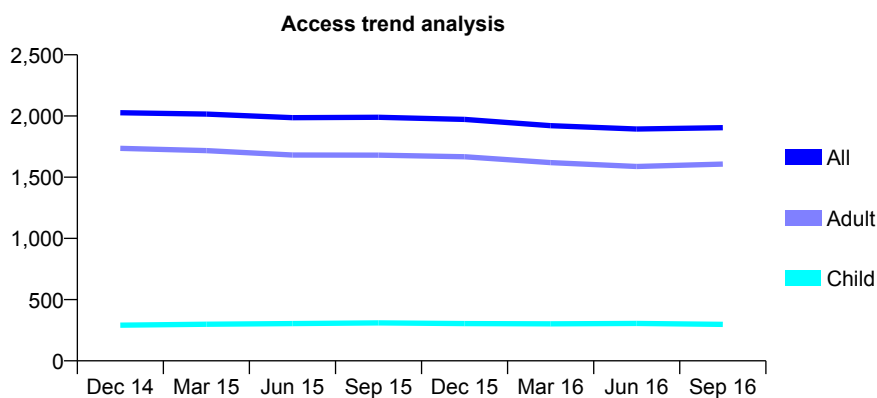
Q62 - Vital Signs At a Glance Contract Report for 906476/0001 - September 2016

Name or company name	MR TC YEOH
Contract type name	GDS Contract
Purpose of contract	General
Contract start date	01/04/2006
Contract end date	

16/17 Contracted general activity (UDA)	8,062
Carry forward general activity (UDA)	-161
16/17 Contracted orthodontic activity (UOA)	0
Carry forward orthodontic activity (UOA)	0
Baseline contract value	£257,399.84

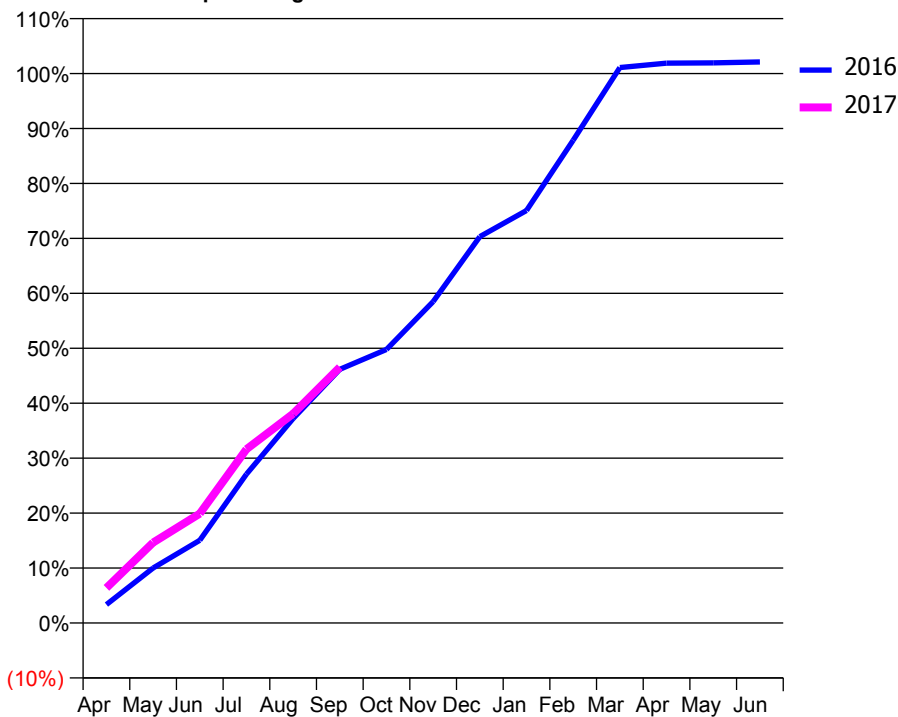
ACCESS*

Patients seen in 24 months	Total	Change since previous quarter
Quarter ending September 2015	1,990	
Quarter ending December 2015	1,972	→
Quarter ending March 2016	1,921	↓
Quarter ending June 2016	1,894	↓
Quarter ending September 2016	1,905	→
Variance since September 2015	(4.3%)	↓



ACTIVITY

Cumulative percentage of contracted UDA delivered 2016 & 2017



Month	Adjusted Scheduled Activity (UDA)	
	2016	2017
April	271	515
May	807	1,180
June	1,215	1,605
July	2,185	2,551
August	3,001	3,071
September	3,723	3,754
October	4,013	
November	4,715	
December	5,669	
January	6,052	
February	7,083	
March	8,149	
April	8,213	
May	8,217	
June	8,232	

QUALITY

	Quantity	Base Number	Contract	AT	Region	England
% of FP17s for the same patient ID Re-attending within 3 months - Children	10	166	6.0%	9.9%	11.8%	12.4%
% of FP17s for the same patient ID Re-attending within 3 months - Adults	86	942	9.1%	16.0%	17.1%	16.7%
% of FP17s for the same patient ID Re-attending between 3 & 9 months - Children	96	166	57.8%	45.4%	45.8%	57.4%
% of FP17s for the same patient ID Re-attending between 3 & 9 months - Adults	484	942	51.4%	37.0%	37.6%	50.5%
% of FP17s for Band 1 Urgent Courses	23	1,092	2.1%	11.0%	10.6%	9.1%
% of FP17s Relating to Free Repair or Replacements	6	1,092	0.5%	0.6%	0.6%	0.8%
% of FP17s Relating to Continuations	0	1,092	0.0%	0.7%	0.9%	1.3%
% of Patients satisfied with the dentistry they have received	1	1	N/A	90.9%	90.2%	93.2%
% of Patients satisfied with the time they had to wait for an appointment	1	1	N/A	83.8%	83.8%	89.0%

* This is based on patients treated on this contract for their most recent course of treatment. Figures in italics indicate the base number of FP17s or Patient Questionnaire responses are less than 100. N/A is shown where the base number of responses is less than 10 during the period. % is calculated as Quantity/Base number*100

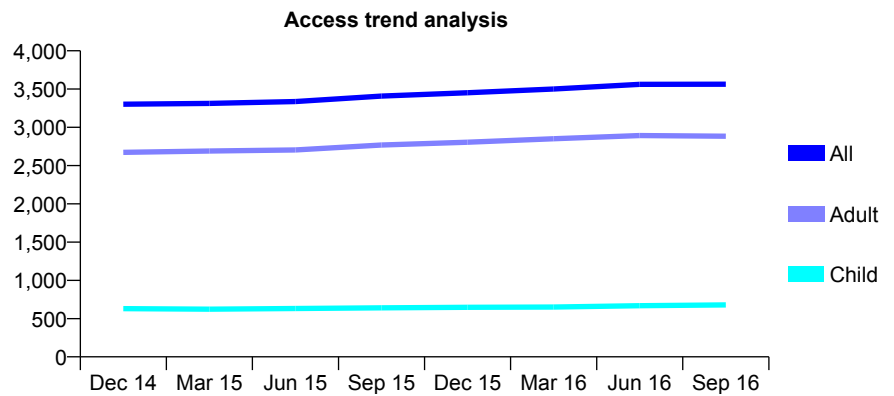
Q62 - Vital Signs At a Glance Contract Report for 908479/0001 - September 2016

Name or company name	MR JE ASQUITH
Contract type name	GDS Contract
Purpose of contract	General
Contract start date	01/04/2006
Contract end date	

16/17 Contracted general activity (UDA)	10,980
Carry forward general activity (UDA)	1,064
16/17 Contracted orthodontic activity (UOA)	0
Carry forward orthodontic activity (UOA)	0
Baseline contract value	£253,602.01

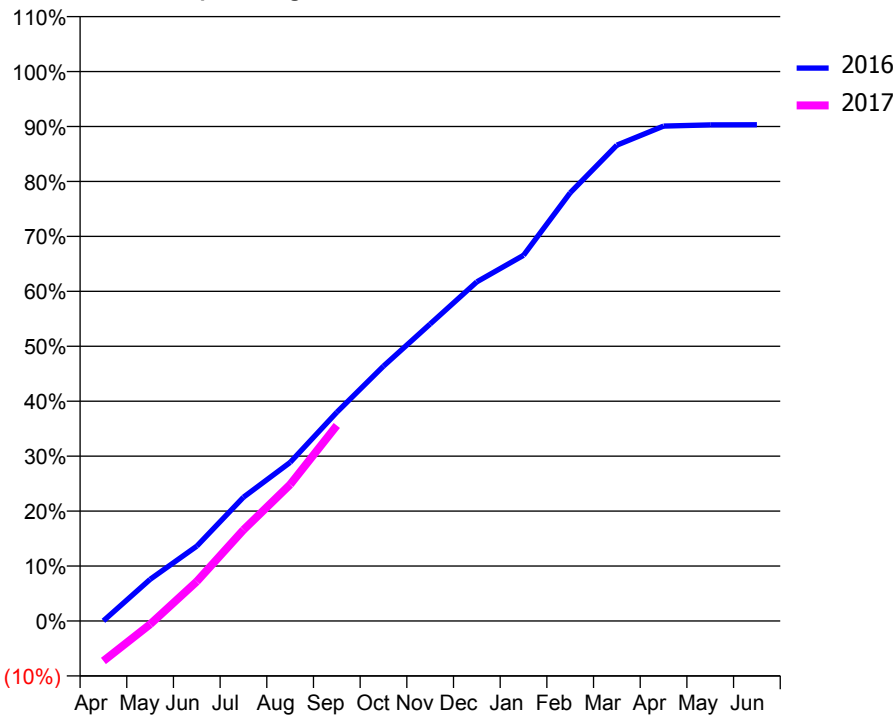
ACCESS*

Patients seen in 24 months	Total	Change since previous quarter
Quarter ending September 2015	3,409	
Quarter ending December 2015	3,452	→
Quarter ending March 2016	3,501	→
Quarter ending June 2016	3,561	→
Quarter ending September 2016	3,563	→
Variance since September 2015	4.5%	↑



ACTIVITY

Cumulative percentage of contracted UDA delivered 2016 & 2017



Month	Adjusted Scheduled Activity (UDA)	
	2016	2017
April	4	-800
May	833	-67
June	1,496	790
July	2,474	1,821
August	3,170	2,727
September	4,172	3,906
October	5,093	
November	5,935	
December	6,776	
January	7,308	
February	8,558	
March	9,508	
April	9,889	
May	9,912	
June	9,916	

QUALITY

	Quantity	Base Number	Contract	AT	Region	England
% of FP17s for the same patient ID Re-attending within 3 months - Children	18	429	4.2%	9.9%	11.8%	12.4%
% of FP17s for the same patient ID Re-attending within 3 months - Adults	236	1,776	13.3%	16.0%	17.1%	16.7%
% of FP17s for the same patient ID Re-attending between 3 & 9 months - Children	156	429	36.4%	45.4%	45.8%	57.4%
% of FP17s for the same patient ID Re-attending between 3 & 9 months - Adults	742	1,776	41.8%	37.0%	37.6%	50.5%
% of FP17s for Band 1 Urgent Courses	166	2,035	8.2%	11.0%	10.6%	9.1%
% of FP17s Relating to Free Repair or Replacements	11	2,035	0.5%	0.6%	0.6%	0.8%
% of FP17s Relating to Continuations	5	2,035	0.2%	0.7%	0.9%	1.3%
% of Patients satisfied with the dentistry they have received	3	3	N/A	90.9%	90.2%	93.2%
% of Patients satisfied with the time they had to wait for an appointment	3	3	N/A	83.8%	83.8%	89.0%

* This is based on patients treated on this contract for their most recent course of treatment. Figures in italics indicate the base number of FP17s or Patient Questionnaire responses are less than 100. N/A is shown where the base number of responses is less than 10 during the period. % is calculated as Quantity/Base number*100

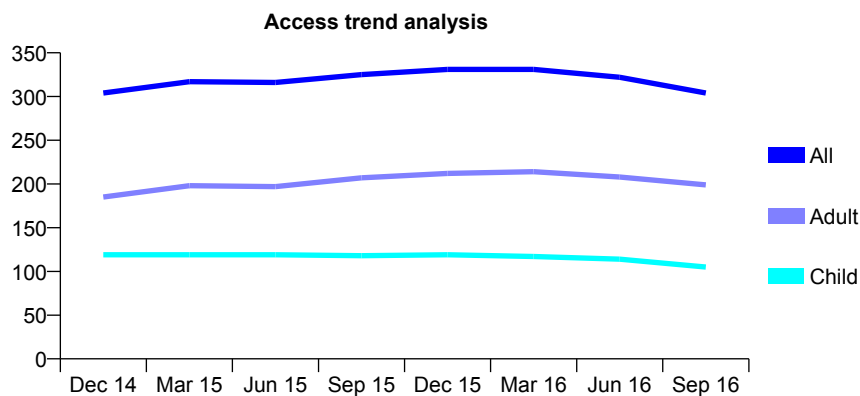
Q62 - Vital Signs At a Glance Contract Report for 909114/0001 - September 2016

Name or company name	MR PA CASPERSONN
Contract type name	GDS Contract
Purpose of contract	General
Contract start date	01/04/2006
Contract end date	

16/17 Contracted general activity (UDA)	1,725
Carry forward general activity (UDA)	19
16/17 Contracted orthodontic activity (UOA)	0
Carry forward orthodontic activity (UOA)	0
Baseline contract value	£54,194.60

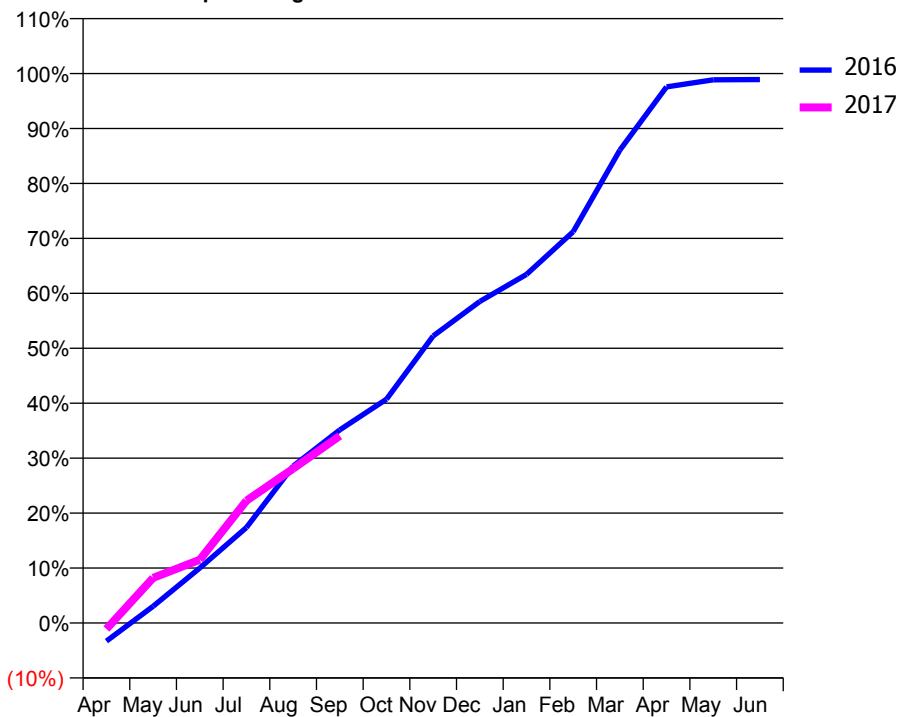
ACCESS*

Patients seen in 24 months	Total	Change since previous quarter
Quarter ending September 2015	325	
Quarter ending December 2015	331	→
Quarter ending March 2016	331	→
Quarter ending June 2016	322	↓
Quarter ending September 2016	304	↓
Variance since September 2015	(6.5%)	↓



ACTIVITY

Cumulative percentage of contracted UDA delivered 2016 & 2017



Month	Adjusted Scheduled Activity (UDA)	
	2016	2017
April	-57	-19
May	52	142
June	173	199
July	300	384
August	492	484
September	606	587
October	703	
November	901	
December	1,009	
January	1,095	
February	1,228	
March	1,485	
April	1,683	
May	1,705	
June	1,706	

QUALITY

	Quantity	Base Number	Contract	AT	Region	England
% of FP17s for the same patient ID Re-attending within 3 months - Children	5	53	9.4%	9.9%	11.8%	12.4%
% of FP17s for the same patient ID Re-attending within 3 months - Adults	20	112	17.9%	16.0%	17.1%	16.7%
% of FP17s for the same patient ID Re-attending between 3 & 9 months - Children	17	53	32.1%	45.4%	45.8%	57.4%
% of FP17s for the same patient ID Re-attending between 3 & 9 months - Adults	34	112	30.4%	37.0%	37.6%	50.5%
% of FP17s for Band 1 Urgent Courses	7	129	5.4%	11.0%	10.6%	9.1%
% of FP17s Relating to Free Repair or Replacements	0	129	0.0%	0.6%	0.6%	0.8%
% of FP17s Relating to Continuations	0	129	0.0%	0.7%	0.9%	1.3%
% of Patients satisfied with the dentistry they have received	0	0	N/A	90.9%	90.2%	93.2%
% of Patients satisfied with the time they had to wait for an appointment	0	0	N/A	83.8%	83.8%	89.0%

* This is based on patients treated on this contract for their most recent course of treatment. Figures in italics indicate the base number of FP17s or Patient Questionnaire responses are less than 100. N/A is shown where the base number of responses is less than 10 during the period. % is calculated as Quantity/Base number*100

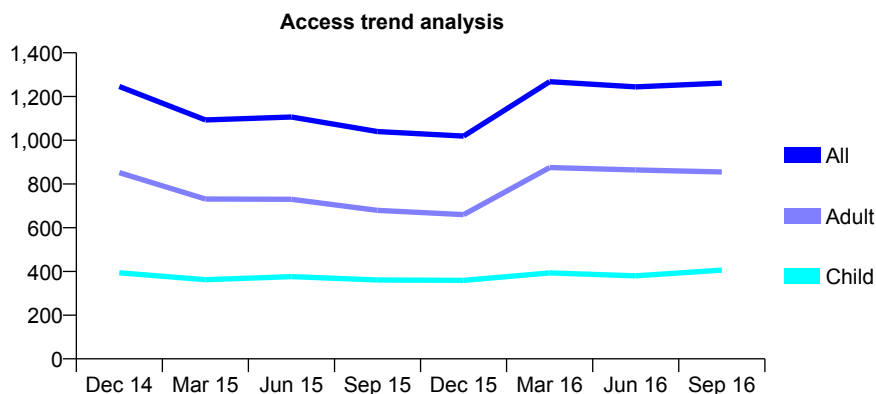
Q62 - Vital Signs At a Glance Contract Report for 909890/0001 - September 2016

Name or company name	MR BS AL-NAHER
Contract type name	GDS Contract
Purpose of contract	General
Contract start date	01/04/2006
Contract end date	

16/17 Contracted general activity (UDA)	4,680
Carry forward general activity (UDA)	101
16/17 Contracted orthodontic activity (UOA)	0
Carry forward orthodontic activity (UOA)	0
Baseline contract value	£146,922.90

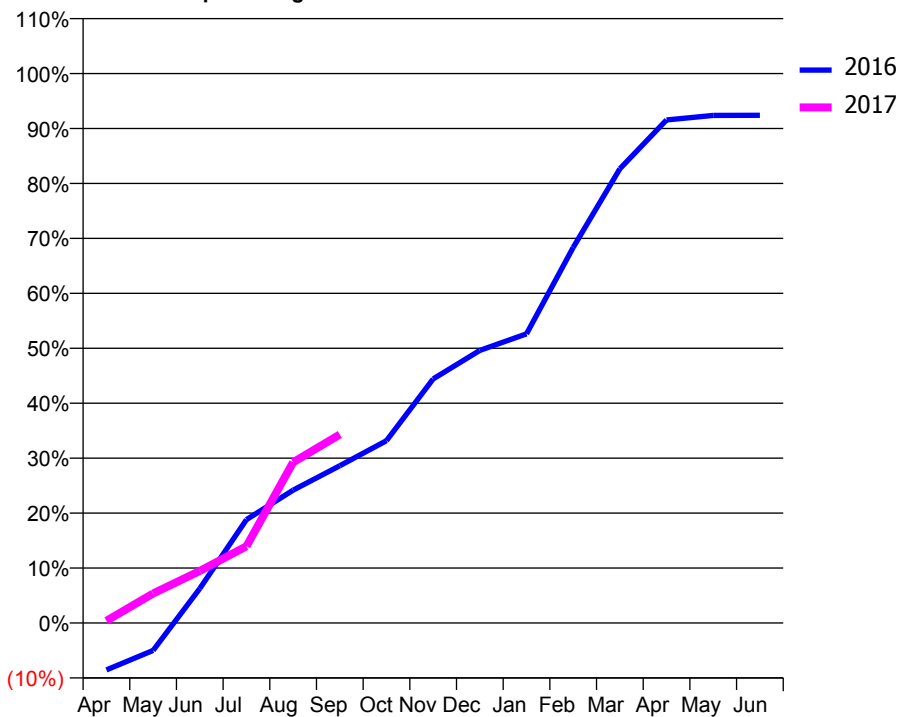
ACCESS*

Patients seen in 24 months	Total	Change since previous quarter
Quarter ending September 2015	1,040	
Quarter ending December 2015	1,019	↓
Quarter ending March 2016	1,268	↑
Quarter ending June 2016	1,244	↓
Quarter ending September 2016	1,261	→
Variance since September 2015	21.3%	↑



ACTIVITY

Cumulative percentage of contracted UDA delivered 2016 & 2017



Adjusted Scheduled Activity (UDA)

Month	2016	2017
April	-400	19
May	-235	251
June	294	444
July	881	653
August	1,132	1,369
September	1,339	1,605
October	1,553	
November	2,079	
December	2,322	
January	2,463	
February	3,199	
March	3,869	
April	4,284	
May	4,323	
June	4,324	

QUALITY

	Quantity	Base Number	Contract	AT	Region	England
% of FP17s for the same patient ID Re-attending within 3 months - Children	35	240	14.6%	9.9%	11.8%	12.4%
% of FP17s for the same patient ID Re-attending within 3 months - Adults	127	504	25.2%	16.0%	17.1%	16.7%
% of FP17s for the same patient ID Re-attending between 3 & 9 months - Children	73	240	30.4%	45.4%	45.8%	57.4%
% of FP17s for the same patient ID Re-attending between 3 & 9 months - Adults	123	504	24.4%	37.0%	37.6%	50.5%
% of FP17s for Band 1 Urgent Courses	110	592	18.6%	11.0%	10.6%	9.1%
% of FP17s Relating to Free Repair or Replacements	1	592	0.2%	0.6%	0.6%	0.8%
% of FP17s Relating to Continuations	0	592	0.0%	0.7%	0.9%	1.3%
% of Patients satisfied with the dentistry they have received	0	0	N/A	90.9%	90.2%	93.2%
% of Patients satisfied with the time they had to wait for an appointment	0	0	N/A	83.8%	83.8%	89.0%

* This is based on patients treated on this contract for their most recent course of treatment. Figures in italics indicate the base number of FP17s or Patient Questionnaire responses are less than 100. N/A is shown where the base number of responses is less than 10 during the period. % is calculated as Quantity/Base number*100

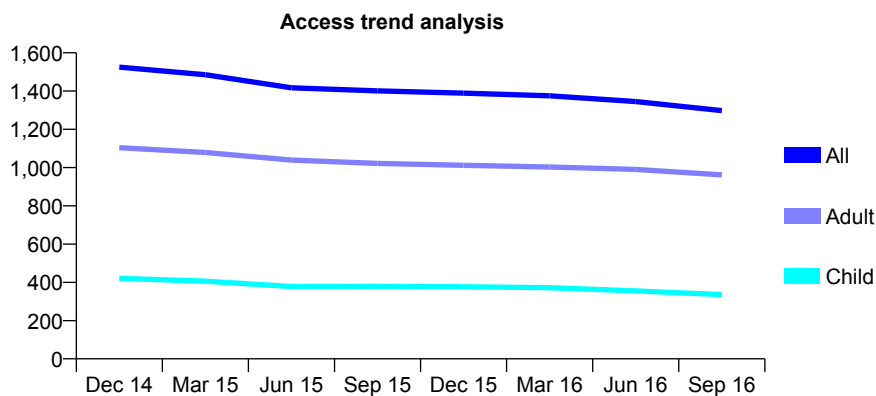
Q62 - Vital Signs At a Glance Contract Report for 910309/0001 - September 2016

Name or company name	MR AN LEUNG
Contract type name	GDS Contract
Purpose of contract	General
Contract start date	01/04/2006
Contract end date	

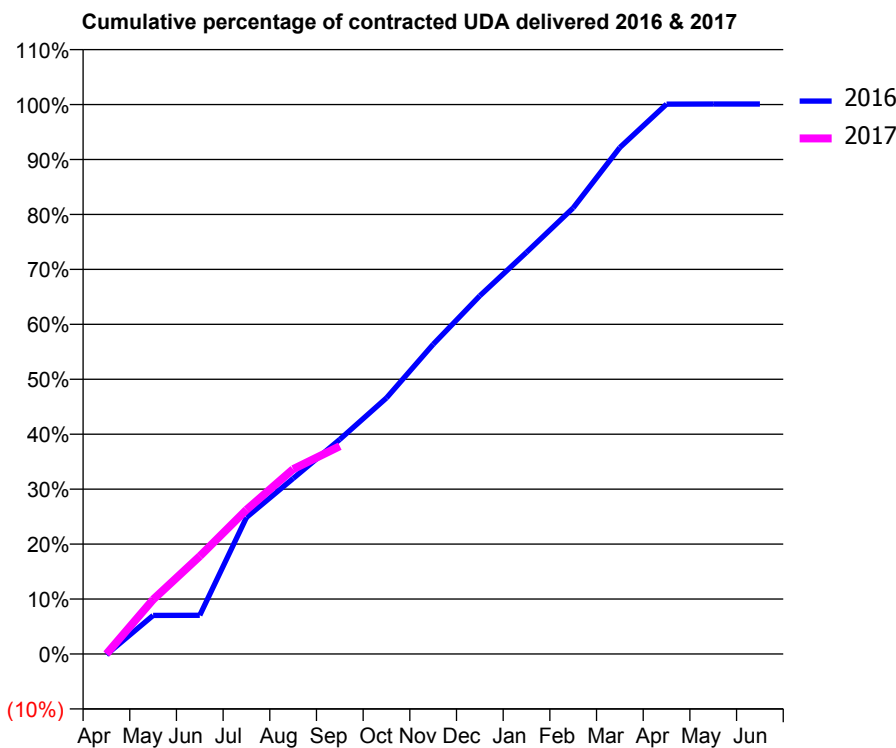
16/17 Contracted general activity (UDA)	9,600
Carry forward general activity (UDA)	0
16/17 Contracted orthodontic activity (UOA)	0
Carry forward orthodontic activity (UOA)	0
Baseline contract value	£330,086.56

ACCESS*

Patients seen in 24 months	Total	Change since previous quarter
Quarter ending September 2015	1,401	
Quarter ending December 2015	1,389	→
Quarter ending March 2016	1,375	↓
Quarter ending June 2016	1,345	↓
Quarter ending September 2016	1,298	↓
Variance since September 2015	(7.4%)	↓



ACTIVITY



Month	Adjusted Scheduled Activity (UDA)	
	2016	2017
April	-12	0
May	675	952
June	678	1,709
July	2,386	2,519
August	3,068	3,229
September	3,750	3,630
October	4,474	
November	5,411	
December	6,258	
January	7,019	
February	7,794	
March	8,850	
April	9,607	
May	9,608	
June	9,608	

QUALITY

	Quantity	Base Number	Contract	AT	Region	England
% of FP17s for the same patient ID Re-attending within 3 months - Children	9	178	5.1%	9.9%	11.8%	12.4%
% of FP17s for the same patient ID Re-attending within 3 months - Adults	72	545	13.2%	16.0%	17.1%	16.7%
% of FP17s for the same patient ID Re-attending between 3 & 9 months - Children	77	178	43.3%	45.4%	45.8%	57.4%
% of FP17s for the same patient ID Re-attending between 3 & 9 months - Adults	269	545	49.4%	37.0%	37.6%	50.5%
% of FP17s for Band 1 Urgent Courses	60	613	9.8%	11.0%	10.6%	9.1%
% of FP17s Relating to Free Repair or Replacements	2	613	0.3%	0.6%	0.6%	0.8%
% of FP17s Relating to Continuations	6	613	1.0%	0.7%	0.9%	1.3%
% of Patients satisfied with the dentistry they have received	2	3	N/A	90.9%	90.2%	93.2%
% of Patients satisfied with the time they had to wait for an appointment	2	3	N/A	83.8%	83.8%	89.0%

* This is based on patients treated on this contract for their most recent course of treatment. Figures in italics indicate the base number of FP17s or Patient Questionnaire responses are less than 100. N/A is shown where the base number of responses is less than 10 during the period. % is calculated as Quantity/Base number*100

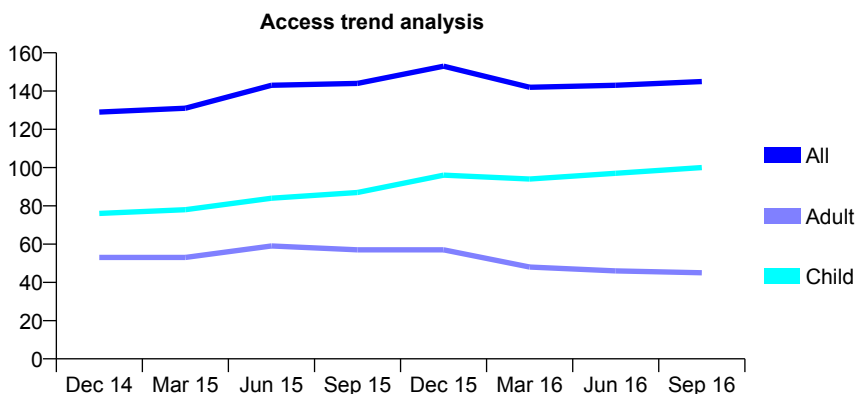
Q62 - Vital Signs At a Glance Contract Report for 916412/0001 - September 2016

Name or company name	MR MS LEE
Contract type name	GDS Contract
Purpose of contract	General
Contract start date	01/04/2006
Contract end date	

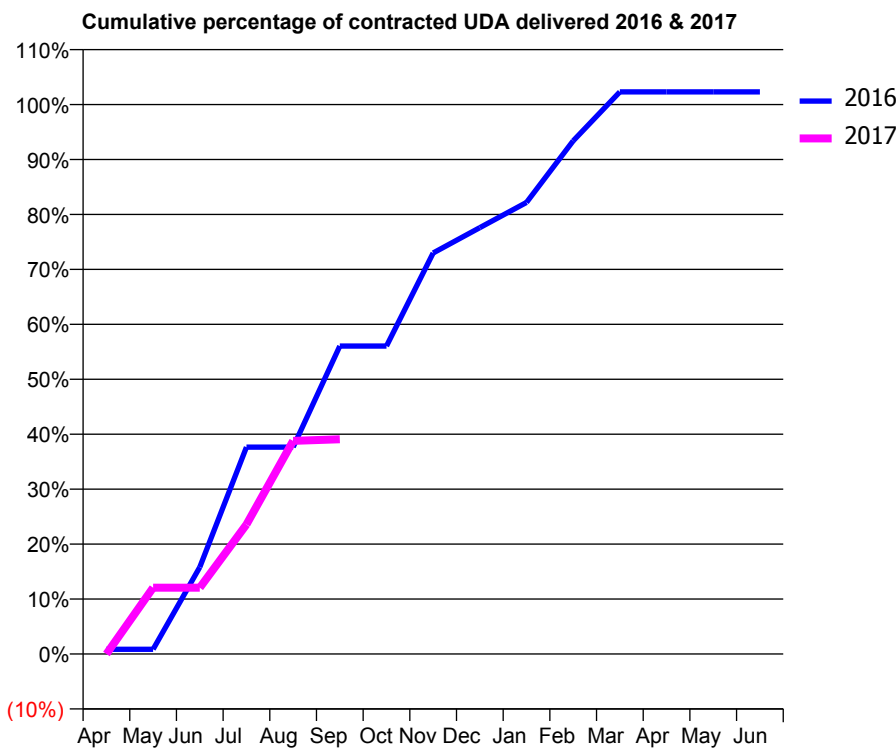
16/17 Contracted general activity (UDA)	348
Carry forward general activity (UDA)	0
16/17 Contracted orthodontic activity (UOA)	0
Carry forward orthodontic activity (UOA)	0
Baseline contract value	£8,935.37

ACCESS*

Patients seen in 24 months	Total	Change since previous quarter
Quarter ending September 2015	144	
Quarter ending December 2015	153	↑
Quarter ending March 2016	142	↓
Quarter ending June 2016	143	→
Quarter ending September 2016	145	→
Variance since September 2015	0.7%	→



ACTIVITY



Month	Adjusted Scheduled Activity (UDA)	
	2016	2017
April	3	0
May	3	42
June	55	42
July	131	82
August	131	135
September	195	136
October	195	
November	254	
December	270	
January	286	
February	325	
March	356	
April	356	
May	356	
June	356	

QUALITY

	Quantity	Base Number	Contract	AT	Region	England
% of FP17s for the same patient ID Re-attending within 3 months - Children	0	43	0.0%	9.9%	11.8%	12.4%
% of FP17s for the same patient ID Re-attending within 3 months - Adults	0	9	0.0%	16.0%	17.1%	16.7%
% of FP17s for the same patient ID Re-attending between 3 & 9 months - Children	9	43	20.9%	45.4%	45.8%	57.4%
% of FP17s for the same patient ID Re-attending between 3 & 9 months - Adults	2	9	22.2%	37.0%	37.6%	50.5%
% of FP17s for Band 1 Urgent Courses	0	52	0.0%	11.0%	10.6%	9.1%
% of FP17s Relating to Free Repair or Replacements	0	52	0.0%	0.6%	0.6%	0.8%
% of FP17s Relating to Continuations	0	52	0.0%	0.7%	0.9%	1.3%
% of Patients satisfied with the dentistry they have received	0	0	N/A	90.9%	90.2%	93.2%
% of Patients satisfied with the time they had to wait for an appointment	0	0	N/A	83.8%	83.8%	89.0%

* This is based on patients treated on this contract for their most recent course of treatment. Figures in italics indicate the base number of FP17s or Patient Questionnaire responses are less than 100. N/A is shown where the base number of responses is less than 10 during the period. % is calculated as Quantity/Base number*100

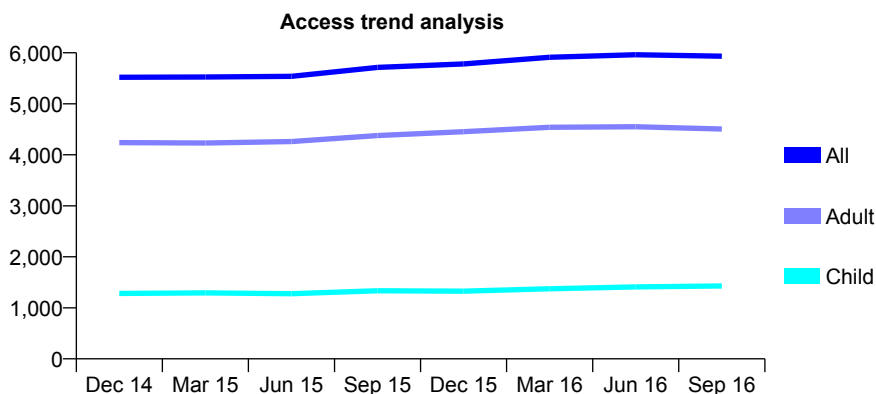
Q62 - Vital Signs At a Glance Contract Report for 918628/0001 - September 2016

Name or company name	MR P VAID
Contract type name	GDS Contract
Purpose of contract	General
Contract start date	01/04/2006
Contract end date	

16/17 Contracted general activity (UDA)	23,527
Carry forward general activity (UDA)	885
16/17 Contracted orthodontic activity (UOA)	0
Carry forward orthodontic activity (UOA)	0
Baseline contract value	£726,880.67

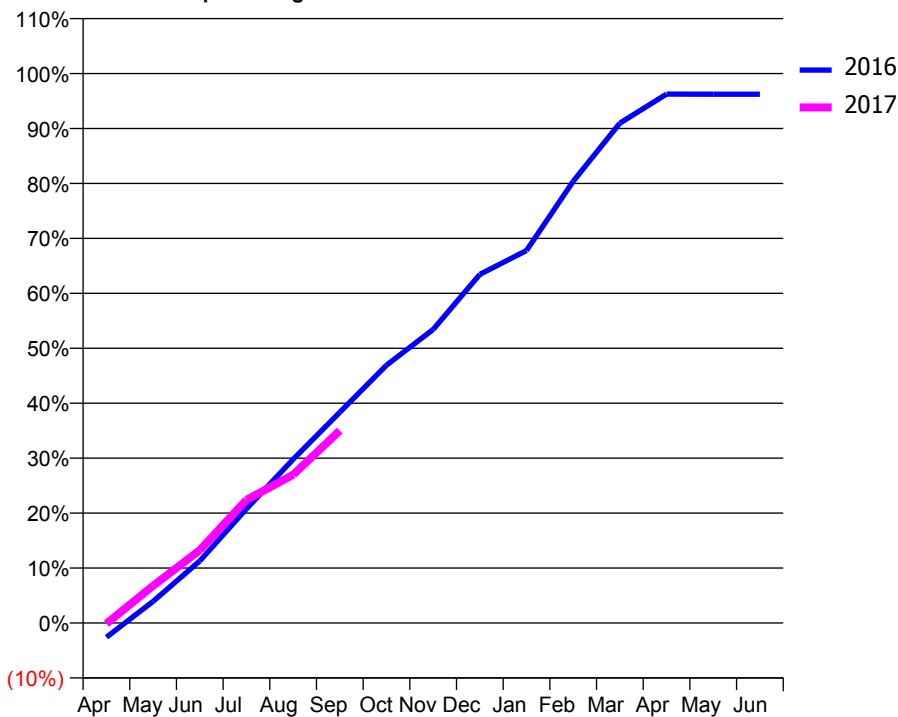
ACCESS*

Patients seen in 24 months	Total	Change since previous quarter
Quarter ending September 2015	5,713	
Quarter ending December 2015	5,781	→
Quarter ending March 2016	5,913	↑
Quarter ending June 2016	5,961	→
Quarter ending September 2016	5,934	→
Variance since September 2015	3.9%	↑



ACTIVITY

Cumulative percentage of contracted UDA delivered 2016 & 2017



Month	Adjusted Scheduled Activity (UDA)	
	2016	2017
April	-613	-32
May	927	1,597
June	2,658	3,121
July	4,892	5,274
August	7,009	6,348
September	9,022	8,242
October	11,036	
November	12,572	
December	14,929	
January	15,952	
February	18,911	
March	21,399	
April	22,644	
May	22,642	
June	22,642	

QUALITY

	Quantity	Base Number	Contract	AT	Region	England
% of FP17s for the same patient ID Re-attending within 3 months - Children	70	969	7.2%	9.9%	11.8%	12.4%
% of FP17s for the same patient ID Re-attending within 3 months - Adults	339	2,373	14.3%	16.0%	17.1%	16.7%
% of FP17s for the same patient ID Re-attending between 3 & 9 months - Children	504	969	52.0%	45.4%	45.8%	57.4%
% of FP17s for the same patient ID Re-attending between 3 & 9 months - Adults	959	2,373	40.4%	37.0%	37.6%	50.5%
% of FP17s for Band 1 Urgent Courses	236	2,699	8.7%	11.0%	10.6%	9.1%
% of FP17s Relating to Free Repair or Replacements	32	2,699	1.2%	0.6%	0.6%	0.8%
% of FP17s Relating to Continuations	5	2,699	0.2%	0.7%	0.9%	1.3%
% of Patients satisfied with the dentistry they have received	4	4	N/A	90.9%	90.2%	93.2%
% of Patients satisfied with the time they had to wait for an appointment	3	4	N/A	83.8%	83.8%	89.0%

* This is based on patients treated on this contract for their most recent course of treatment. Figures in italics indicate the base number of FP17s or Patient Questionnaire responses are less than 100. N/A is shown where the base number of responses is less than 10 during the period. % is calculated as Quantity/Base number*100

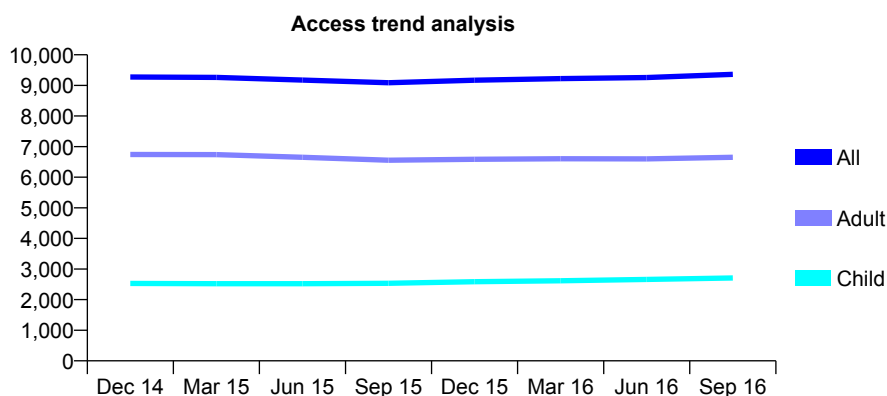
Q62 - Vital Signs At a Glance Contract Report for 920568/0002 - September 2016

Name or company name	MR JS BAINS
Contract type name	GDS Contract
Purpose of contract	General
Contract start date	01/05/2009
Contract end date	

16/17 Contracted general activity (UDA)	35,246
Carry forward general activity (UDA)	619
16/17 Contracted orthodontic activity (UOA)	0
Carry forward orthodontic activity (UOA)	0
Baseline contract value	£989,501.20

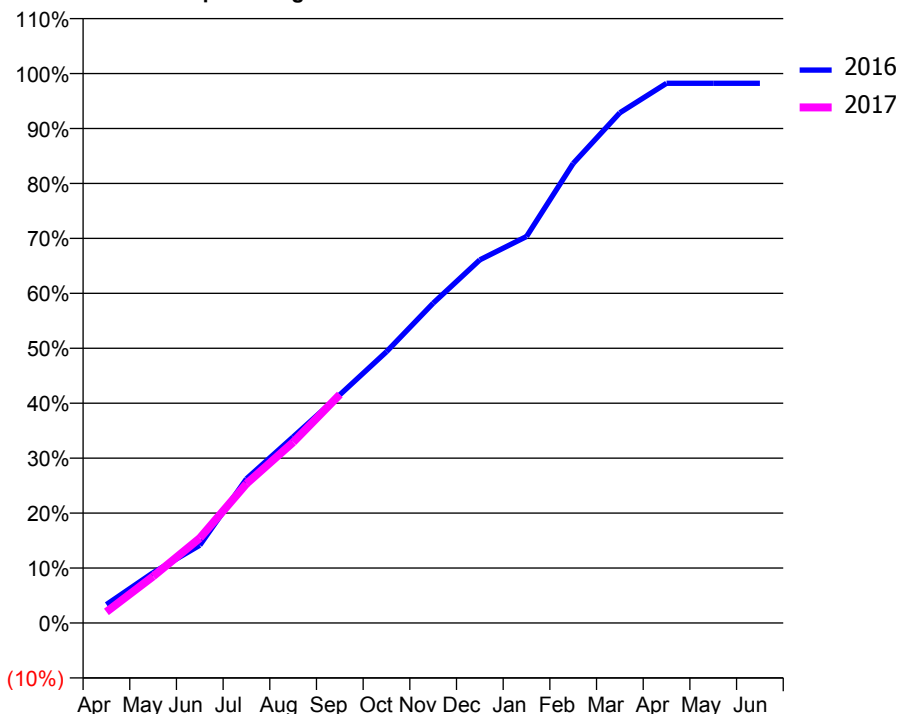
ACCESS*

Patients seen in 24 months	Total	Change since previous quarter
Quarter ending September 2015	9,089	
Quarter ending December 2015	9,171	→
Quarter ending March 2016	9,223	→
Quarter ending June 2016	9,259	→
Quarter ending September 2016	9,362	→
Variance since September 2015	3.0%	↑



ACTIVITY

Cumulative percentage of contracted UDA delivered 2016 & 2017



Month	Adjusted Scheduled Activity (UDA)	
	2016	2017
April	1,169	711
May	3,192	2,988
June	4,935	5,444
July	9,144	8,935
August	11,804	11,598
September	14,474	14,653
October	17,208	
November	20,284	
December	23,038	
January	24,514	
February	29,147	
March	32,359	
April	34,228	
May	34,229	
June	34,233	

QUALITY

	Quantity	Base Number	Contract	AT	Region	England
% of FP17s for the same patient ID Re-attending within 3 months - Children	235	1,753	13.4%	9.9%	11.8%	12.4%
% of FP17s for the same patient ID Re-attending within 3 months - Adults	1,135	3,988	28.5%	16.0%	17.1%	16.7%
% of FP17s for the same patient ID Re-attending between 3 & 9 months - Children	748	1,753	42.7%	45.4%	45.8%	57.4%
% of FP17s for the same patient ID Re-attending between 3 & 9 months - Adults	938	3,988	23.5%	37.0%	37.6%	50.5%
% of FP17s for Band 1 Urgent Courses	1,332	5,089	26.2%	11.0%	10.6%	9.1%
% of FP17s Relating to Free Repair or Replacements	19	5,089	0.4%	0.6%	0.6%	0.8%
% of FP17s Relating to Continuations	34	5,089	0.7%	0.7%	0.9%	1.3%
% of Patients satisfied with the dentistry they have received	6	7	N/A	90.9%	90.2%	93.2%
% of Patients satisfied with the time they had to wait for an appointment	4	7	N/A	83.8%	83.8%	89.0%

* This is based on patients treated on this contract for their most recent course of treatment. Figures in italics indicate the base number of FP17s or Patient Questionnaire responses are less than 100. N/A is shown where the base number of responses is less than 10 during the period. % is calculated as Quantity/Base number*100

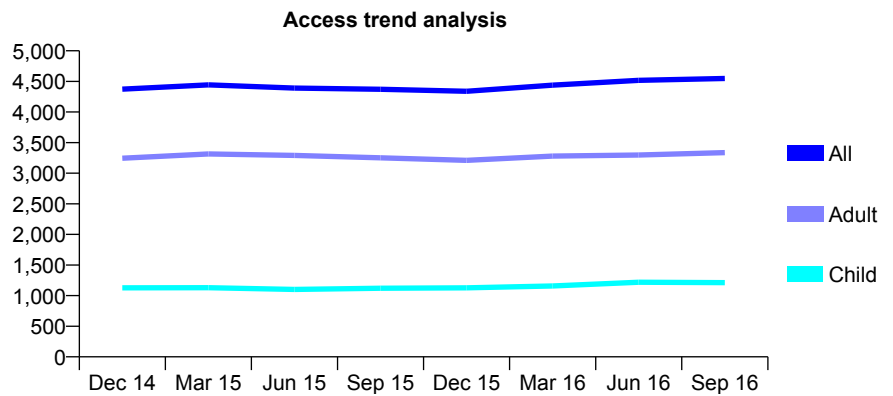
Q62 - Vital Signs At a Glance Contract Report for 921521/0001 - September 2016

Name or company name	MR RK AGGARWAL
Contract type name	GDS Contract
Purpose of contract	General
Contract start date	01/04/2006
Contract end date	

16/17 Contracted general activity (UDA)	10,579
Carry forward general activity (UDA)	131
16/17 Contracted orthodontic activity (UOA)	0
Carry forward orthodontic activity (UOA)	0
Baseline contract value	£275,926.57

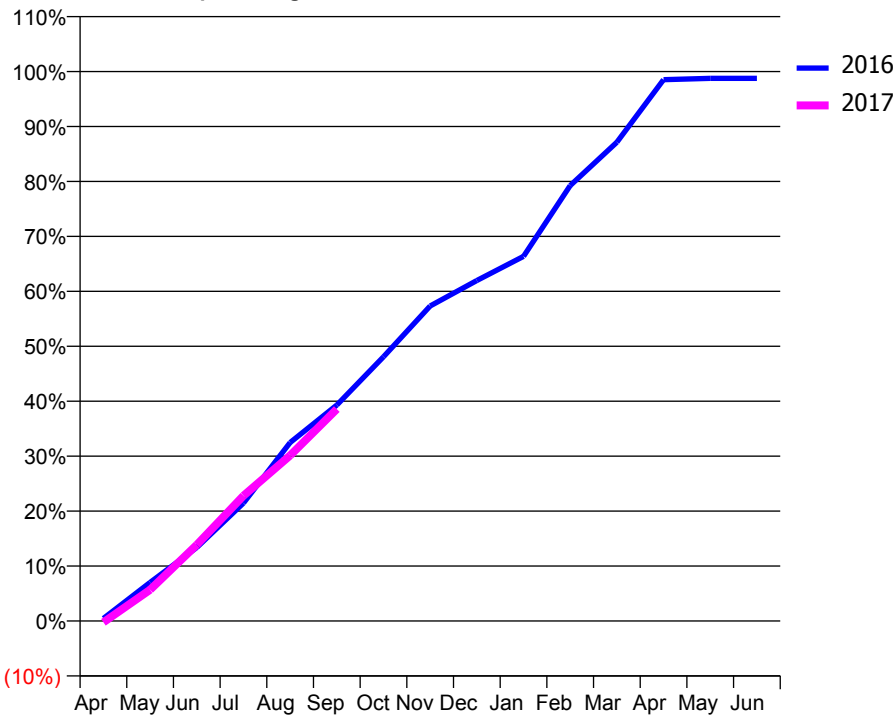
ACCESS*

Patients seen in 24 months	Total	Change since previous quarter
Quarter ending September 2015	4,372	
Quarter ending December 2015	4,338	→
Quarter ending March 2016	4,440	↑
Quarter ending June 2016	4,517	→
Quarter ending September 2016	4,548	→
Variance since September 2015	4.0%	↑



ACTIVITY

Cumulative percentage of contracted UDA delivered 2016 & 2017



Month	Adjusted Scheduled Activity (UDA)	
	2016	2017
April	51	-28
May	744	601
June	1,417	1,467
July	2,271	2,413
August	3,436	3,187
September	4,157	4,082
October	5,088	
November	6,065	
December	6,556	
January	7,020	
February	8,382	
March	9,216	
April	10,420	
May	10,448	
June	10,448	

QUALITY

	Quantity	Base Number	Contract	AT	Region	England
% of FP17s for the same patient ID Re-attending within 3 months - Children	25	647	3.9%	9.9%	11.8%	12.4%
% of FP17s for the same patient ID Re-attending within 3 months - Adults	99	1,402	7.1%	16.0%	17.1%	16.7%
% of FP17s for the same patient ID Re-attending between 3 & 9 months - Children	194	647	30.0%	45.4%	45.8%	57.4%
% of FP17s for the same patient ID Re-attending between 3 & 9 months - Adults	418	1,402	29.8%	37.0%	37.6%	50.5%
% of FP17s for Band 1 Urgent Courses	42	1,662	2.5%	11.0%	10.6%	9.1%
% of FP17s Relating to Free Repair or Replacements	3	1,662	0.2%	0.6%	0.6%	0.8%
% of FP17s Relating to Continuations	24	1,662	1.4%	0.7%	0.9%	1.3%
% of Patients satisfied with the dentistry they have received	4	5	N/A	90.9%	90.2%	93.2%
% of Patients satisfied with the time they had to wait for an appointment	4	5	N/A	83.8%	83.8%	89.0%

* This is based on patients treated on this contract for their most recent course of treatment. Figures in italics indicate the base number of FP17s or Patient Questionnaire responses are less than 100. N/A is shown where the base number of responses is less than 10 during the period. % is calculated as Quantity/Base number*100

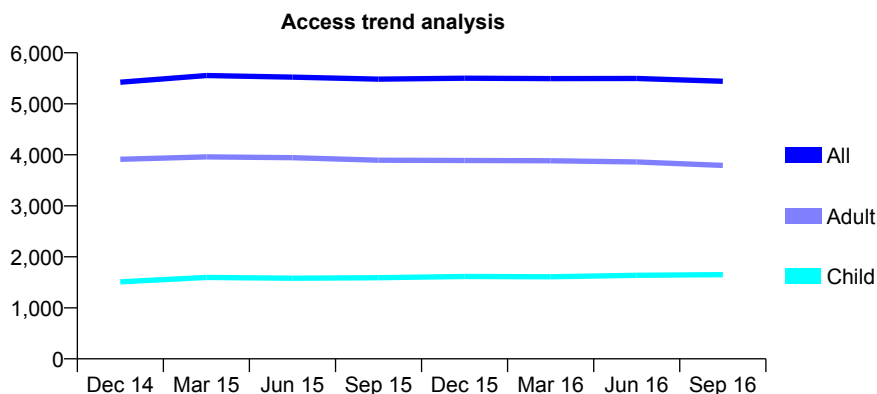
Q62 - Vital Signs At a Glance Contract Report for 921645/0002 - September 2016

Name or company name	Brightsmile Dental Care (Isleworth)
Contract type name	GDS Contract
Purpose of contract	General
Contract start date	01/04/2006
Contract end date	

16/17 Contracted general activity (UDA)	14,320
Carry forward general activity (UDA)	0
16/17 Contracted orthodontic activity (UOA)	0
Carry forward orthodontic activity (UOA)	0
Baseline contract value	£438,959.29

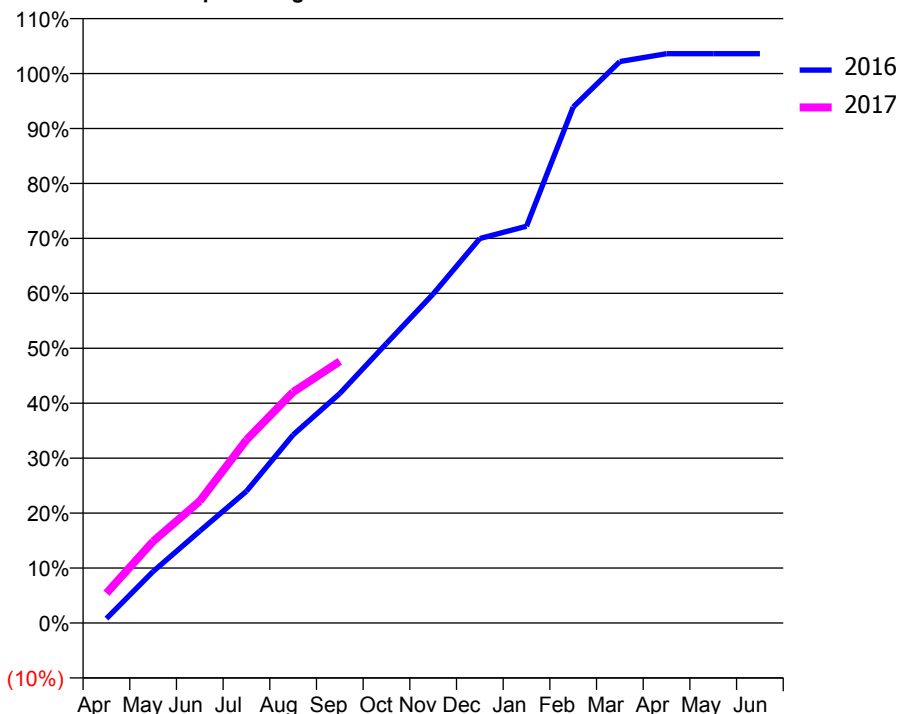
ACCESS*

Patients seen in 24 months	Total	Change since previous quarter
Quarter ending September 2015	5,483	
Quarter ending December 2015	5,502	→
Quarter ending March 2016	5,494	→
Quarter ending June 2016	5,497	→
Quarter ending September 2016	5,443	→
Variance since September 2015	(0.7%)	→



ACTIVITY

Cumulative percentage of contracted UDA delivered 2016 & 2017



Adjusted Scheduled Activity (UDA)

Month	2016	2017
April	118	776
May	1,343	2,128
June	2,396	3,180
July	3,436	4,774
August	4,905	6,022
September	5,981	6,819
October	7,286	
November	8,576	
December	10,021	
January	10,339	
February	13,446	
March	14,630	
April	14,835	
May	14,836	
June	14,836	

QUALITY

	Quantity	Base Number	Contract	AT	Region	England
% of FP17s for the same patient ID Re-attending within 3 months - Children	55	951	5.8%	9.9%	11.8%	12.4%
% of FP17s for the same patient ID Re-attending within 3 months - Adults	190	1,980	9.6%	16.0%	17.1%	16.7%
% of FP17s for the same patient ID Re-attending between 3 & 9 months - Children	445	951	46.8%	45.4%	45.8%	57.4%
% of FP17s for the same patient ID Re-attending between 3 & 9 months - Adults	903	1,980	45.6%	37.0%	37.6%	50.5%
% of FP17s for Band 1 Urgent Courses	169	2,831	6.0%	11.0%	10.6%	9.1%
% of FP17s Relating to Free Repair or Replacements	18	2,831	0.6%	0.6%	0.6%	0.8%
% of FP17s Relating to Continuations	6	2,831	0.2%	0.7%	0.9%	1.3%
% of Patients satisfied with the dentistry they have received	1	1	N/A	90.9%	90.2%	93.2%
% of Patients satisfied with the time they had to wait for an appointment	1	1	N/A	83.8%	83.8%	89.0%

* This is based on patients treated on this contract for their most recent course of treatment. Figures in italics indicate the base number of FP17s or Patient Questionnaire responses are less than 100. N/A is shown where the base number of responses is less than 10 during the period. % is calculated as Quantity/Base number*100

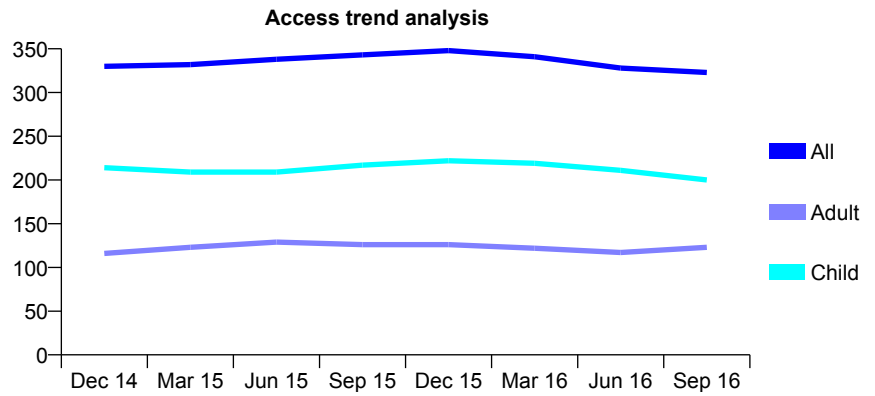
Q62 - Vital Signs At a Glance Contract Report for 923311/0001 - September 2016

Name or company name	MR N SHAH
Contract type name	GDS Contract
Purpose of contract	General
Contract start date	01/07/2012
Contract end date	

16/17 Contracted general activity (UDA)	585
Carry forward general activity (UDA)	0
16/17 Contracted orthodontic activity (UOA)	0
Carry forward orthodontic activity (UOA)	0
Baseline contract value	£13,793.47

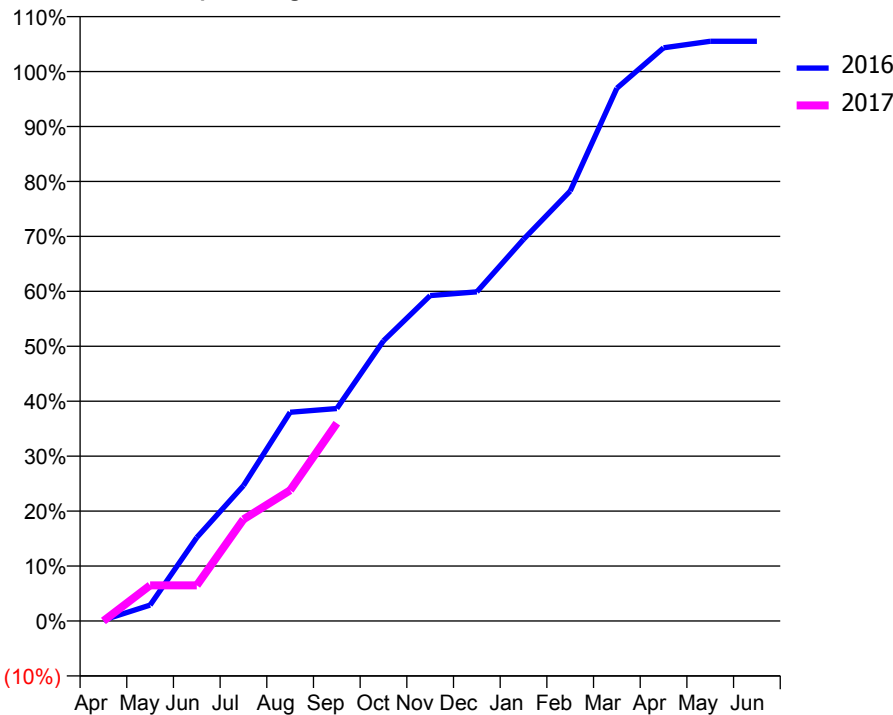
ACCESS*

Patients seen in 24 months	Total	Change since previous quarter
Quarter ending September 2015	343	
Quarter ending December 2015	348	→
Quarter ending March 2016	341	↓
Quarter ending June 2016	328	↓
Quarter ending September 2016	323	↓
Variance since September 2015	(5.8%)	↓



ACTIVITY

Cumulative percentage of contracted UDA delivered 2016 & 2017



Month	Adjusted Scheduled Activity (UDA)	
	2016	2017
April	1	0
May	17	38
June	89	38
July	144	108
August	222	139
September	226	211
October	298	
November	346	
December	350	
January	406	
February	458	
March	567	
April	610	
May	617	
June	617	

QUALITY

	Quantity	Base Number	Contract	AT	Region	England
% of FP17s for the same patient ID Re-attending within 3 months - Children	4	88	4.5%	9.9%	11.8%	12.4%
% of FP17s for the same patient ID Re-attending within 3 months - Adults	1	32	3.1%	16.0%	17.1%	16.7%
% of FP17s for the same patient ID Re-attending between 3 & 9 months - Children	29	88	33.0%	45.4%	45.8%	57.4%
% of FP17s for the same patient ID Re-attending between 3 & 9 months - Adults	5	32	15.6%	37.0%	37.6%	50.5%
% of FP17s for Band 1 Urgent Courses	3	106	2.8%	11.0%	10.6%	9.1%
% of FP17s Relating to Free Repair or Replacements	0	106	0.0%	0.6%	0.6%	0.8%
% of FP17s Relating to Continuations	0	106	0.0%	0.7%	0.9%	1.3%
% of Patients satisfied with the dentistry they have received	0	0	N/A	90.9%	90.2%	93.2%
% of Patients satisfied with the time they had to wait for an appointment	0	0	N/A	83.8%	83.8%	89.0%

* This is based on patients treated on this contract for their most recent course of treatment. Figures in italics indicate the base number of FP17s or Patient Questionnaire responses are less than 100. N/A is shown where the base number of responses is less than 10 during the period. % is calculated as Quantity/Base number*100

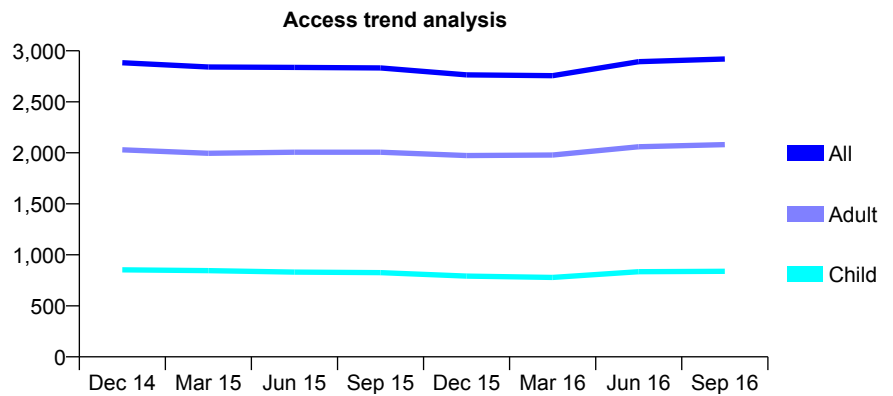
Q62 - Vital Signs At a Glance Contract Report for 927384/0001 - September 2016

Name or company name	MR M SHAH
Contract type name	GDS Contract
Purpose of contract	General
Contract start date	01/04/2006
Contract end date	

16/17 Contracted general activity (UDA)	8,775
Carry forward general activity (UDA)	302
16/17 Contracted orthodontic activity (UOA)	0
Carry forward orthodontic activity (UOA)	0
Baseline contract value	£227,080.47

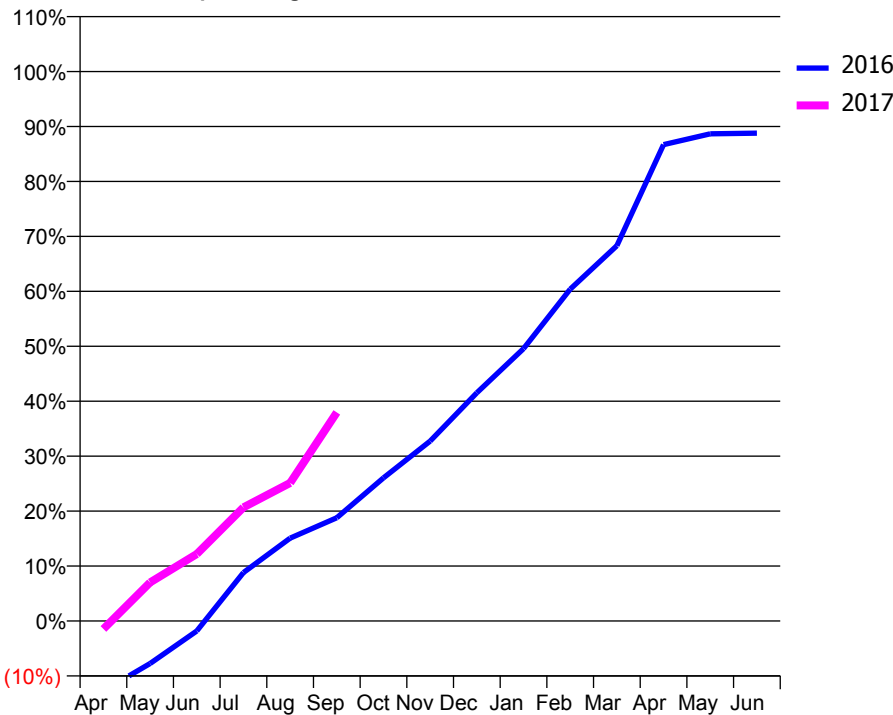
ACCESS*

Patients seen in 24 months	Total	Change since previous quarter
Quarter ending September 2015	2,832	
Quarter ending December 2015	2,764	↓
Quarter ending March 2016	2,756	→
Quarter ending June 2016	2,894	↑
Quarter ending September 2016	2,919	→
Variance since September 2015	3.1%	↑



ACTIVITY

Cumulative percentage of contracted UDA delivered 2016 & 2017



Adjusted Scheduled Activity (UDA)		
Month	2016	2017
April	-1,116	-130
May	-679	616
June	-160	1,071
July	774	1,815
August	1,324	2,204
September	1,650	3,331
October	2,286	
November	2,873	
December	3,644	
January	4,349	
February	5,299	
March	5,993	
April	7,607	
May	7,779	
June	7,791	

QUALITY

	Quantity	Base Number	Contract	AT	Region	England
% of FP17s for the same patient ID Re-attending within 3 months - Children	35	758	4.6%	9.9%	11.8%	12.4%
% of FP17s for the same patient ID Re-attending within 3 months - Adults	190	1,578	12.0%	16.0%	17.1%	16.7%
% of FP17s for the same patient ID Re-attending between 3 & 9 months - Children	425	758	56.1%	45.4%	45.8%	57.4%
% of FP17s for the same patient ID Re-attending between 3 & 9 months - Adults	711	1,578	45.1%	37.0%	37.6%	50.5%
% of FP17s for Band 1 Urgent Courses	146	1,615	9.0%	11.0%	10.6%	9.1%
% of FP17s Relating to Free Repair or Replacements	18	1,615	1.1%	0.6%	0.6%	0.8%
% of FP17s Relating to Continuations	20	1,615	1.2%	0.7%	0.9%	1.3%
% of Patients satisfied with the dentistry they have received	0	1	N/A	90.9%	90.2%	93.2%
% of Patients satisfied with the time they had to wait for an appointment	0	1	N/A	83.8%	83.8%	89.0%

* This is based on patients treated on this contract for their most recent course of treatment. Figures in italics indicate the base number of FP17s or Patient Questionnaire responses are less than 100. N/A is shown where the base number of responses is less than 10 during the period. % is calculated as Quantity/Base number*100

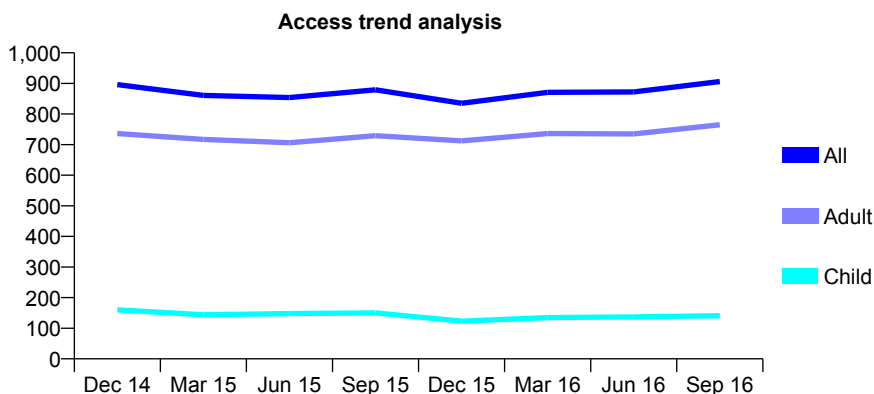
Q62 - Vital Signs At a Glance Contract Report for 929034/0001 - September 2016

Name or company name	Goldhawk Dental Partnership
Contract type name	GDS Contract
Purpose of contract	General
Contract start date	01/04/2006
Contract end date	

16/17 Contracted general activity (UDA)	3,378
Carry forward general activity (UDA)	47
16/17 Contracted orthodontic activity (UOA)	0
Carry forward orthodontic activity (UOA)	0
Baseline contract value	£106,891.89

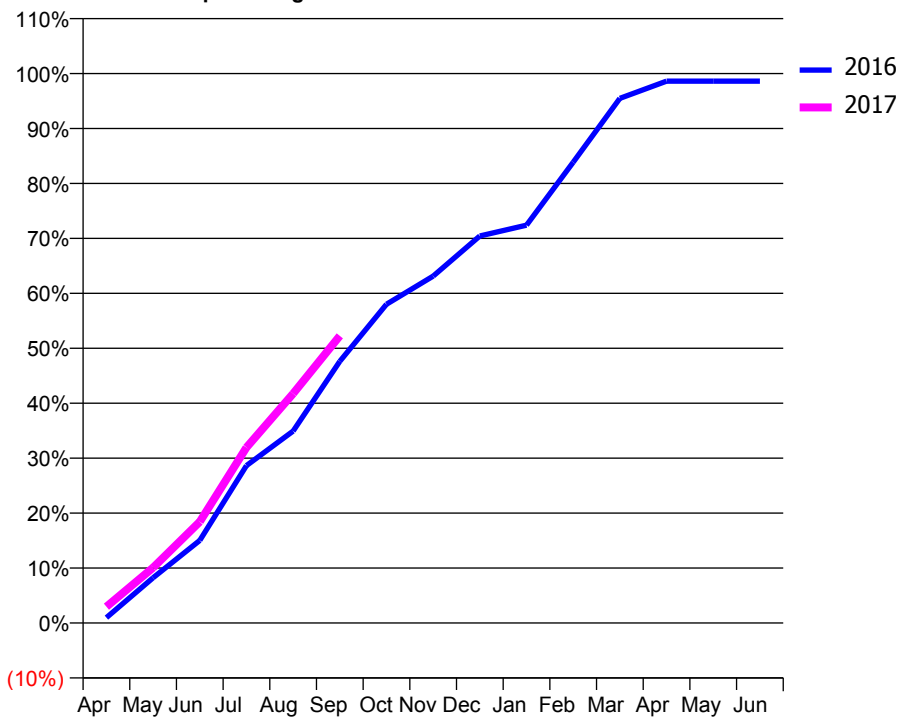
ACCESS*

Patients seen in 24 months	Total	Change since previous quarter
Quarter ending September 2015	879	
Quarter ending December 2015	835	↓
Quarter ending March 2016	871	↑
Quarter ending June 2016	872	→
Quarter ending September 2016	906	↑
Variance since September 2015	3.1%	↑



ACTIVITY

Cumulative percentage of contracted UDA delivered 2016 & 2017



Adjusted Scheduled Activity (UDA)

Month	2016	2017
April	33	100
May	278	340
June	508	623
July	967	1,079
August	1,180	1,410
September	1,609	1,765
October	1,959	
November	2,133	
December	2,379	
January	2,446	
February	2,832	
March	3,225	
April	3,331	
May	3,331	
June	3,331	

QUALITY

	Quantity	Base Number	Contract	AT	Region	England
% of FP17s for the same patient ID Re-attending within 3 months - Children	1	94	1.1%	9.9%	11.8%	12.4%
% of FP17s for the same patient ID Re-attending within 3 months - Adults	48	449	10.7%	16.0%	17.1%	16.7%
% of FP17s for the same patient ID Re-attending between 3 & 9 months - Children	23	94	24.5%	45.4%	45.8%	57.4%
% of FP17s for the same patient ID Re-attending between 3 & 9 months - Adults	140	449	31.2%	37.0%	37.6%	50.5%
% of FP17s for Band 1 Urgent Courses	16	506	3.2%	11.0%	10.6%	9.1%
% of FP17s Relating to Free Repair or Replacements	2	506	0.4%	0.6%	0.6%	0.8%
% of FP17s Relating to Continuations	7	506	1.4%	0.7%	0.9%	1.3%
% of Patients satisfied with the dentistry they have received	0	0	N/A	90.9%	90.2%	93.2%
% of Patients satisfied with the time they had to wait for an appointment	0	0	N/A	83.8%	83.8%	89.0%

* This is based on patients treated on this contract for their most recent course of treatment. Figures in italics indicate the base number of FP17s or Patient Questionnaire responses are less than 100. N/A is shown where the base number of responses is less than 10 during the period. % is calculated as Quantity/Base number*100

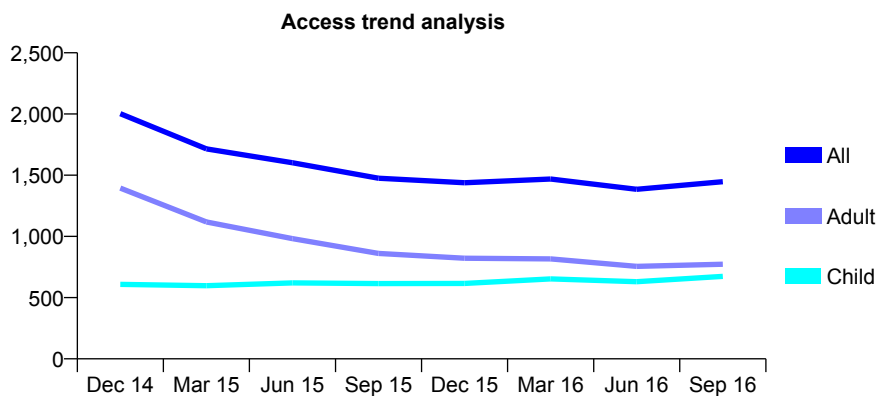
Q62 - Vital Signs At a Glance Contract Report for 929263/0001 - September 2016

Name or company name	MRS JM SRITHARAN
Contract type name	GDS Contract
Purpose of contract	General
Contract start date	01/04/2006
Contract end date	

16/17 Contracted general activity (UDA)	3,815
Carry forward general activity (UDA)	0
16/17 Contracted orthodontic activity (UOA)	0
Carry forward orthodontic activity (UOA)	0
Baseline contract value	£97,131.43

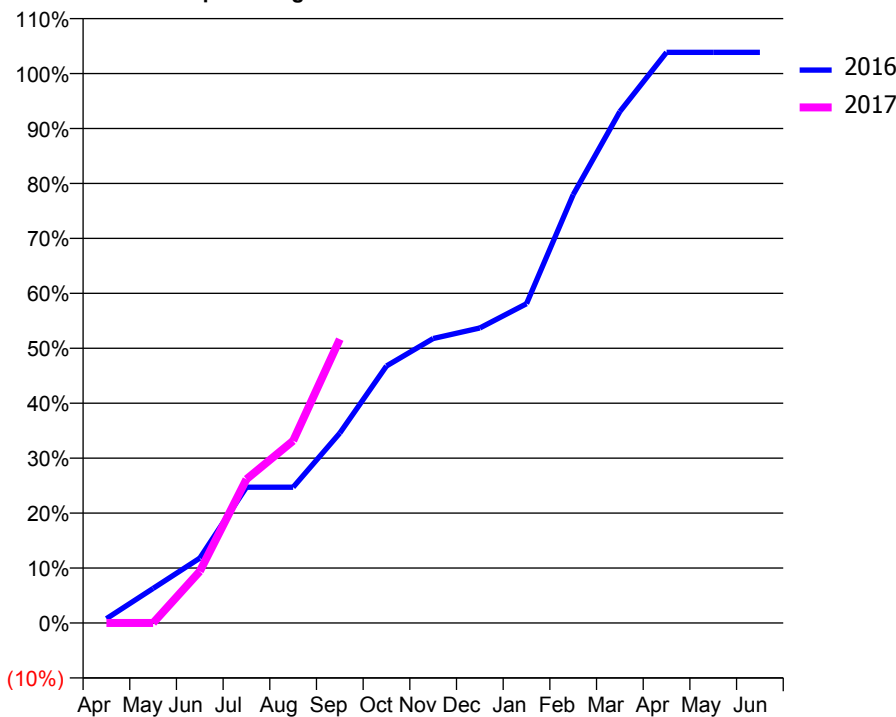
ACCESS*

Patients seen in 24 months	Total	Change since previous quarter
Quarter ending September 2015	1,476	
Quarter ending December 2015	1,438	↓
Quarter ending March 2016	1,469	↑
Quarter ending June 2016	1,385	↓
Quarter ending September 2016	1,447	↑
Variance since September 2015	(2.0%)	↓



ACTIVITY

Cumulative percentage of contracted UDA delivered 2016 & 2017



Adjusted Scheduled Activity (UDA)

Month	2016	2017
April	30	0
May	241	0
June	451	359
July	943	999
August	943	1,265
September	1,318	1,970
October	1,785	
November	1,975	
December	2,048	
January	2,217	
February	2,974	
March	3,551	
April	3,962	
May	3,962	
June	3,962	

QUALITY

	Quantity	Base Number	Contract	AT	Region	England
% of FP17s for the same patient ID Re-attending within 3 months - Children	5	369	1.4%	9.9%	11.8%	12.4%
% of FP17s for the same patient ID Re-attending within 3 months - Adults	24	348	6.9%	16.0%	17.1%	16.7%
% of FP17s for the same patient ID Re-attending between 3 & 9 months - Children	125	369	33.9%	45.4%	45.8%	57.4%
% of FP17s for the same patient ID Re-attending between 3 & 9 months - Adults	92	348	26.4%	37.0%	37.6%	50.5%
% of FP17s for Band 1 Urgent Courses	22	625	3.5%	11.0%	10.6%	9.1%
% of FP17s Relating to Free Repair or Replacements	0	625	0.0%	0.6%	0.6%	0.8%
% of FP17s Relating to Continuations	0	625	0.0%	0.7%	0.9%	1.3%
% of Patients satisfied with the dentistry they have received	0	0	N/A	90.9%	90.2%	93.2%
% of Patients satisfied with the time they had to wait for an appointment	0	0	N/A	83.8%	83.8%	89.0%

* This is based on patients treated on this contract for their most recent course of treatment. Figures in italics indicate the base number of FP17s or Patient Questionnaire responses are less than 100. N/A is shown where the base number of responses is less than 10 during the period. % is calculated as Quantity/Base number*100

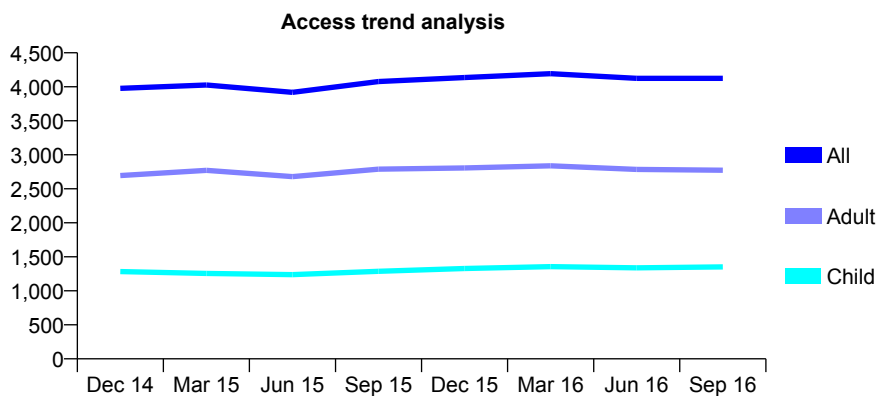
Q62 - Vital Signs At a Glance Contract Report for 933775/0001 - September 2016

Name or company name	MISS M VIJAYARAGHAVAN
Contract type name	GDS Contract
Purpose of contract	General
Contract start date	01/04/2006
Contract end date	

16/17 Contracted general activity (UDA)	9,700
Carry forward general activity (UDA)	58
16/17 Contracted orthodontic activity (UOA)	0
Carry forward orthodontic activity (UOA)	0
Baseline contract value	£260,904.92

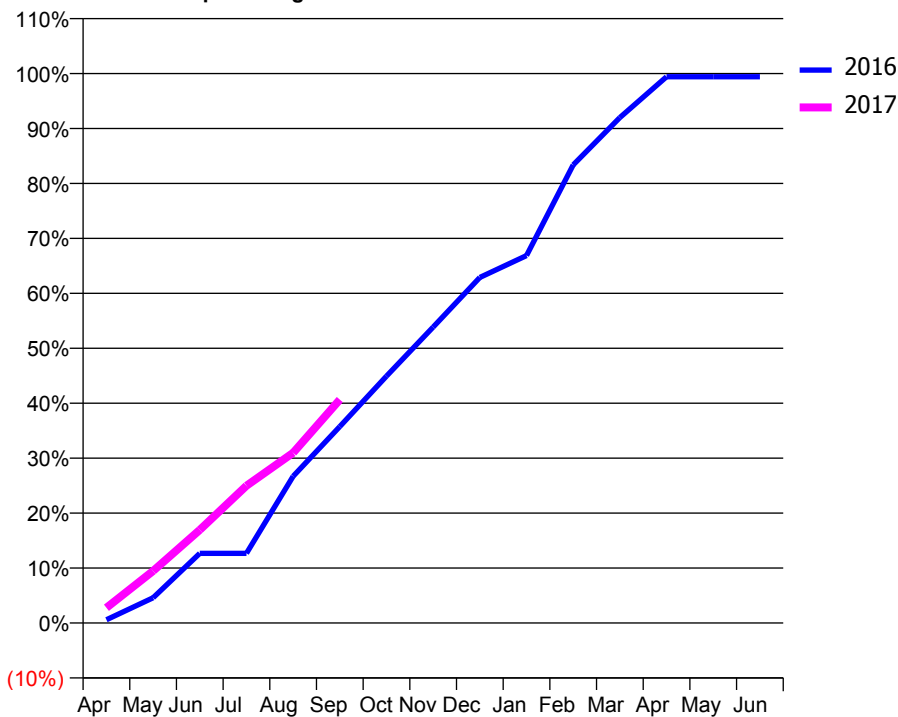
ACCESS*

Patients seen in 24 months	Total	Change since previous quarter
Quarter ending September 2015	4,078	
Quarter ending December 2015	4,136	→
Quarter ending March 2016	4,194	→
Quarter ending June 2016	4,124	↓
Quarter ending September 2016	4,125	→
Variance since September 2015	1.2%	→



ACTIVITY

Cumulative percentage of contracted UDA delivered 2016 & 2017



Adjusted Scheduled Activity (UDA)

Month	2016	2017
April	57	269
May	447	919
June	1,231	1,644
July	1,231	2,424
August	2,591	3,006
September	3,468	3,944
October	4,359	
November	5,224	
December	6,101	
January	6,485	
February	8,088	
March	8,922	
April	9,642	
May	9,642	
June	9,642	

QUALITY

	Quantity	Base Number	Contract	AT	Region	England
% of FP17s for the same patient ID Re-attending within 3 months - Children	55	741	7.4%	9.9%	11.8%	12.4%
% of FP17s for the same patient ID Re-attending within 3 months - Adults	186	1,226	15.2%	16.0%	17.1%	16.7%
% of FP17s for the same patient ID Re-attending between 3 & 9 months - Children	233	741	31.4%	45.4%	45.8%	57.4%
% of FP17s for the same patient ID Re-attending between 3 & 9 months - Adults	319	1,226	26.0%	37.0%	37.6%	50.5%
% of FP17s for Band 1 Urgent Courses	188	1,726	10.9%	11.0%	10.6%	9.1%
% of FP17s Relating to Free Repair or Replacements	0	1,726	0.0%	0.6%	0.6%	0.8%
% of FP17s Relating to Continuations	22	1,726	1.3%	0.7%	0.9%	1.3%
% of Patients satisfied with the dentistry they have received	0	0	N/A	90.9%	90.2%	93.2%
% of Patients satisfied with the time they had to wait for an appointment	0	0	N/A	83.8%	83.8%	89.0%

* This is based on patients treated on this contract for their most recent course of treatment. Figures in italics indicate the base number of FP17s or Patient Questionnaire responses are less than 100. N/A is shown where the base number of responses is less than 10 during the period. % is calculated as Quantity/Base number*100

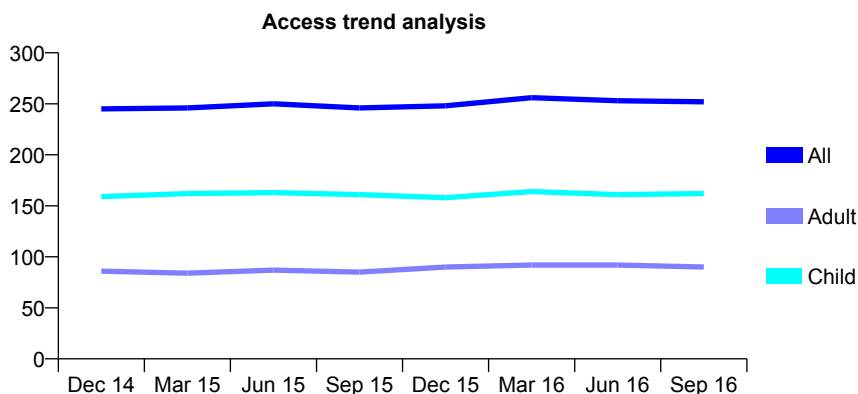
Q62 - Vital Signs At a Glance Contract Report for 934402/0002 - September 2016

Name or company name	MR M SHER
Contract type name	GDS Contract
Purpose of contract	General
Contract start date	25/04/2011
Contract end date	

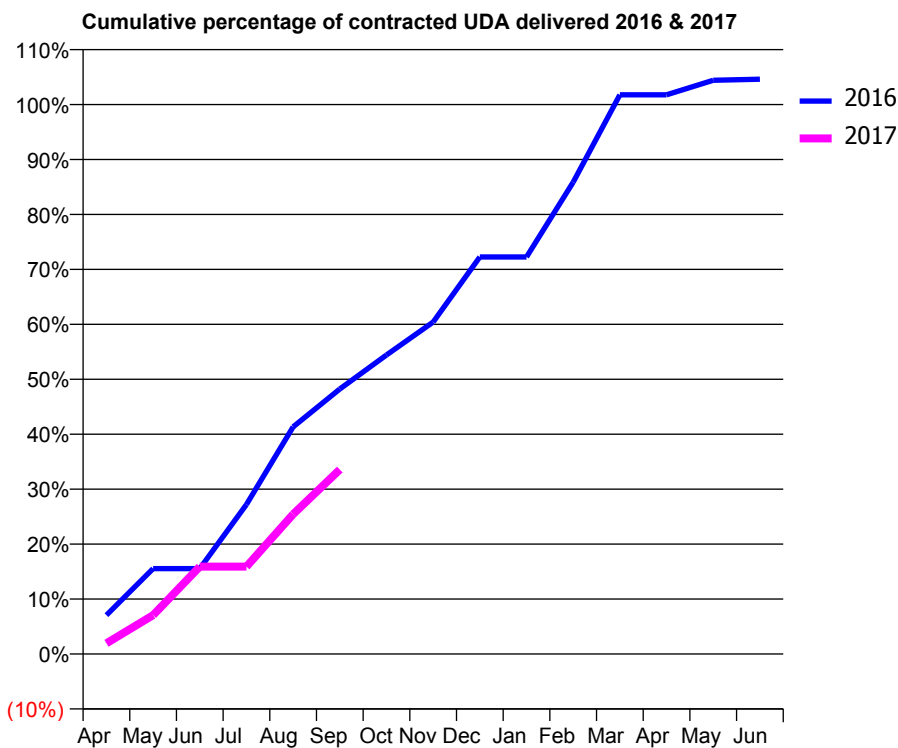
16/17 Contracted general activity (UDA)	566
Carry forward general activity (UDA)	-11
16/17 Contracted orthodontic activity (UOA)	0
Carry forward orthodontic activity (UOA)	0
Baseline contract value	£12,882.89

ACCESS*

Patients seen in 24 months	Total	Change since previous quarter
Quarter ending September 2015	246	
Quarter ending December 2015	248	→
Quarter ending March 2016	256	↑
Quarter ending June 2016	253	↓
Quarter ending September 2016	252	→
Variance since September 2015	2.4%	↑



ACTIVITY



Month	Adjusted Scheduled Activity (UDA)	
	2016	2017
April	40	11
May	88	40
June	88	90
July	154	90
August	234	144
September	273	190
October	308	
November	342	
December	409	
January	409	
February	486	
March	576	
April	576	
May	591	
June	592	

QUALITY

	Quantity	Base Number	Contract	AT	Region	England
% of FP17s for the same patient ID Re-attending within 3 months - Children	4	88	4.5%	9.9%	11.8%	12.4%
% of FP17s for the same patient ID Re-attending within 3 months - Adults	5	39	12.8%	16.0%	17.1%	16.7%
% of FP17s for the same patient ID Re-attending between 3 & 9 months - Children	55	88	62.5%	45.4%	45.8%	57.4%
% of FP17s for the same patient ID Re-attending between 3 & 9 months - Adults	11	39	28.2%	37.0%	37.6%	50.5%
% of FP17s for Band 1 Urgent Courses	0	115	0.0%	11.0%	10.6%	9.1%
% of FP17s Relating to Free Repair or Replacements	0	115	0.0%	0.6%	0.6%	0.8%
% of FP17s Relating to Continuations	0	115	0.0%	0.7%	0.9%	1.3%
% of Patients satisfied with the dentistry they have received	0	0	N/A	90.9%	90.2%	93.2%
% of Patients satisfied with the time they had to wait for an appointment	0	0	N/A	83.8%	83.8%	89.0%

* This is based on patients treated on this contract for their most recent course of treatment. Figures in italics indicate the base number of FP17s or Patient Questionnaire responses are less than 100. N/A is shown where the base number of responses is less than 10 during the period. % is calculated as Quantity/Base number*100

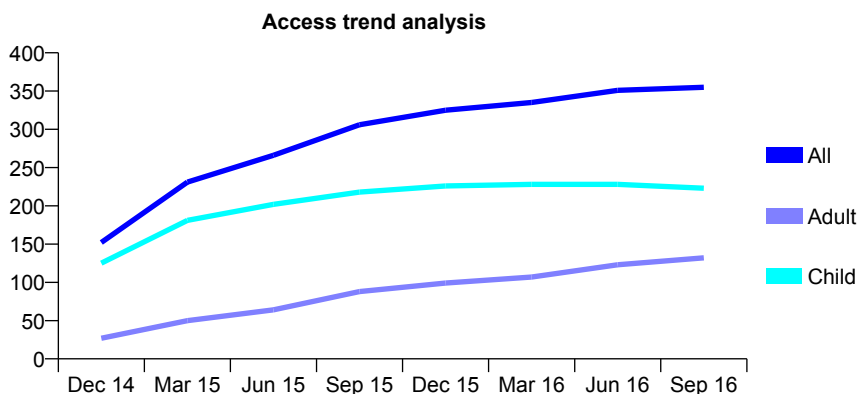
Q62 - Vital Signs At a Glance Contract Report for 935875/0001 - September 2016

Name or company name	MISS AS SHRESTHA
Contract type name	GDS Contract
Purpose of contract	General
Contract start date	01/09/2014
Contract end date	

16/17 Contracted general activity (UDA)	962
Carry forward general activity (UDA)	0
16/17 Contracted orthodontic activity (UOA)	0
Carry forward orthodontic activity (UOA)	0
Baseline contract value	£19,677.01

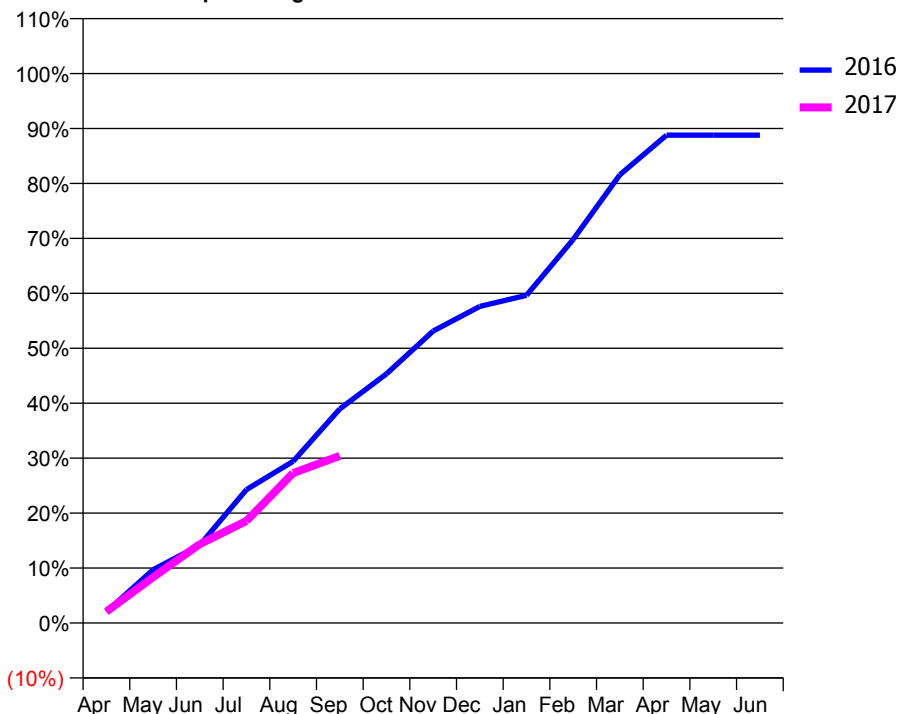
ACCESS*

Patients seen in 24 months	Total	Change since previous quarter
Quarter ending September 2015	306	
Quarter ending December 2015	325	↑
Quarter ending March 2016	335	↑
Quarter ending June 2016	351	↑
Quarter ending September 2016	355	→
Variance since September 2015	16.0%	↑



ACTIVITY

Cumulative percentage of contracted UDA delivered 2016 & 2017



Adjusted Scheduled Activity (UDA)

Month	2016	2017
April	20	20
May	93	80
June	136	138
July	234	179
August	283	262
September	375	293
October	436	
November	511	
December	554	
January	574	
February	671	
March	785	
April	854	
May	854	
June	854	

QUALITY

	Quantity	Base Number	Contract	AT	Region	England
% of FP17s for the same patient ID Re-attending within 3 months - Children	34	227	15.0%	9.9%	11.8%	12.4%
% of FP17s for the same patient ID Re-attending within 3 months - Adults	5	58	8.6%	16.0%	17.1%	16.7%
% of FP17s for the same patient ID Re-attending between 3 & 9 months - Children	149	227	65.6%	45.4%	45.8%	57.4%
% of FP17s for the same patient ID Re-attending between 3 & 9 months - Adults	26	58	44.8%	37.0%	37.6%	50.5%
% of FP17s for Band 1 Urgent Courses	8	242	3.3%	11.0%	10.6%	9.1%
% of FP17s Relating to Free Repair or Replacements	0	242	0.0%	0.6%	0.6%	0.8%
% of FP17s Relating to Continuations	0	242	0.0%	0.7%	0.9%	1.3%
% of Patients satisfied with the dentistry they have received	1	1	N/A	90.9%	90.2%	93.2%
% of Patients satisfied with the time they had to wait for an appointment	1	1	N/A	83.8%	83.8%	89.0%

* This is based on patients treated on this contract for their most recent course of treatment. Figures in italics indicate the base number of FP17s or Patient Questionnaire responses are less than 100. N/A is shown where the base number of responses is less than 10 during the period. % is calculated as Quantity/Base number*100

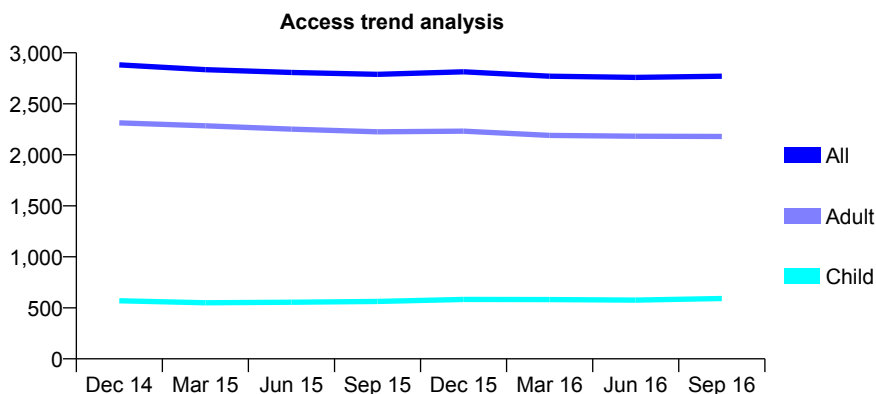
Q62 - Vital Signs At a Glance Contract Report for 938971/0001 - September 2016

Name or company name	MR K MOUNT
Contract type name	GDS Contract
Purpose of contract	General
Contract start date	01/04/2006
Contract end date	

16/17 Contracted general activity (UDA)	8,757
Carry forward general activity (UDA)	0
16/17 Contracted orthodontic activity (UOA)	0
Carry forward orthodontic activity (UOA)	0
Baseline contract value	£203,182.83

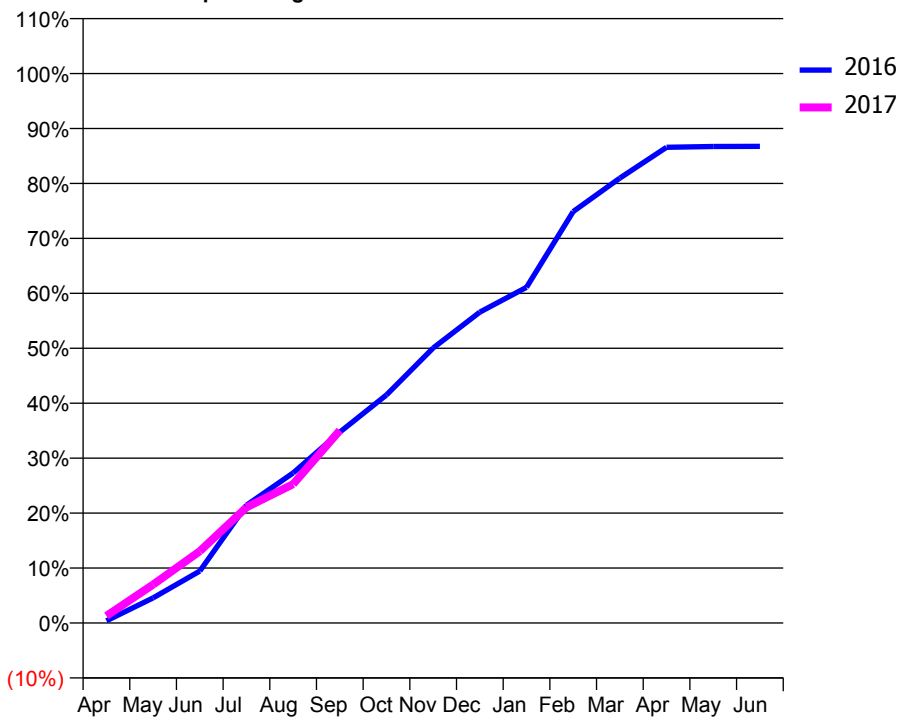
ACCESS*

Patients seen in 24 months	Total	Change since previous quarter
Quarter ending September 2015	2,789	
Quarter ending December 2015	2,814	→
Quarter ending March 2016	2,771	↓
Quarter ending June 2016	2,759	→
Quarter ending September 2016	2,771	→
Variance since September 2015	(0.6%)	→



ACTIVITY

Cumulative percentage of contracted UDA delivered 2016 & 2017



Month	Adjusted Scheduled Activity (UDA)	
	2016	2017
April	36	114
May	402	613
June	828	1,145
July	1,878	1,843
August	2,391	2,214
September	3,042	3,071
October	3,634	
November	4,383	
December	4,954	
January	5,350	
February	6,556	
March	7,090	
April	7,582	
May	7,593	
June	7,596	

QUALITY

	Quantity	Base Number	Contract	AT	Region	England
% of FP17s for the same patient ID Re-attending within 3 months - Children	17	314	5.4%	9.9%	11.8%	12.4%
% of FP17s for the same patient ID Re-attending within 3 months - Adults	226	1,325	17.1%	16.0%	17.1%	16.7%
% of FP17s for the same patient ID Re-attending between 3 & 9 months - Children	122	314	38.9%	45.4%	45.8%	57.4%
% of FP17s for the same patient ID Re-attending between 3 & 9 months - Adults	547	1,325	41.3%	37.0%	37.6%	50.5%
% of FP17s for Band 1 Urgent Courses	183	1,370	13.4%	11.0%	10.6%	9.1%
% of FP17s Relating to Free Repair or Replacements	1	1,370	0.1%	0.6%	0.6%	0.8%
% of FP17s Relating to Continuations	5	1,370	0.4%	0.7%	0.9%	1.3%
% of Patients satisfied with the dentistry they have received	2	2	N/A	90.9%	90.2%	93.2%
% of Patients satisfied with the time they had to wait for an appointment	2	2	N/A	83.8%	83.8%	89.0%

* This is based on patients treated on this contract for their most recent course of treatment. Figures in italics indicate the base number of FP17s or Patient Questionnaire responses are less than 100. N/A is shown where the base number of responses is less than 10 during the period. % is calculated as Quantity/Base number*100

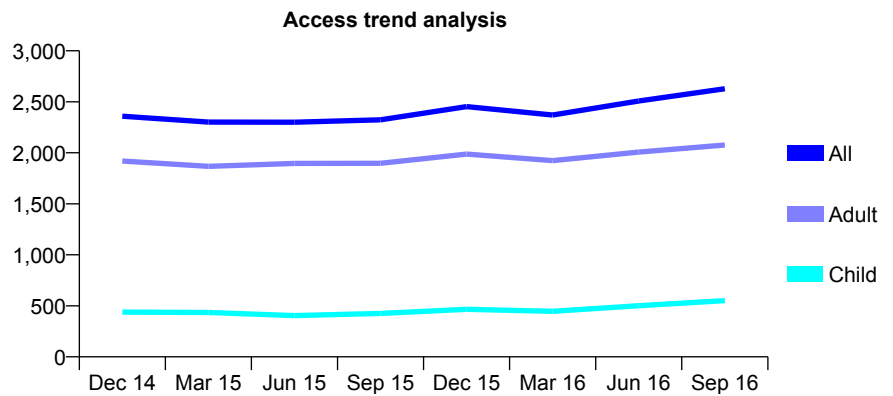
Q62 - Vital Signs At a Glance Contract Report for 939587/0001 - September 2016

Name or company name	MR SM AYOUN-BEY
Contract type name	GDS Contract
Purpose of contract	General
Contract start date	01/04/2006
Contract end date	

16/17 Contracted general activity (UDA)	9,179
Carry forward general activity (UDA)	0
16/17 Contracted orthodontic activity (UOA)	0
Carry forward orthodontic activity (UOA)	0
Baseline contract value	£313,786.20

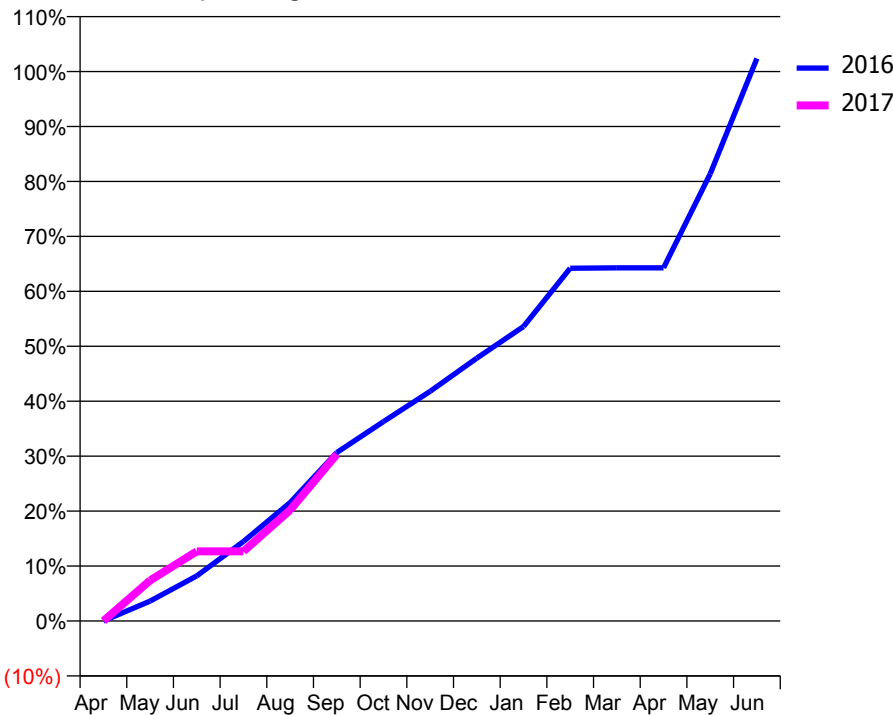
ACCESS*

Patients seen in 24 months	Total	Change since previous quarter
Quarter ending September 2015	2,323	
Quarter ending December 2015	2,453	↑
Quarter ending March 2016	2,370	↓
Quarter ending June 2016	2,508	↑
Quarter ending September 2016	2,628	↑
Variance since September 2015	13.1%	↑



ACTIVITY

Cumulative percentage of contracted UDA delivered 2016 & 2017



Month	Adjusted Scheduled Activity (UDA)	
	2016	2017
April	0	0
May	332	679
June	755	1,164
July	1,328	1,164
August	1,979	1,853
September	2,814	2,785
October	3,331	
November	3,837	
December	4,392	
January	4,919	
February	5,892	
March	5,900	
April	5,900	
May	7,471	
June	9,397	

QUALITY

	Quantity	Base Number	Contract	AT	Region	England
% of FP17s for the same patient ID Re-attending within 3 months - Children	28	425	6.6%	9.9%	11.8%	12.4%
% of FP17s for the same patient ID Re-attending within 3 months - Adults	136	1,298	10.5%	16.0%	17.1%	16.7%
% of FP17s for the same patient ID Re-attending between 3 & 9 months - Children	178	425	41.9%	45.4%	45.8%	57.4%
% of FP17s for the same patient ID Re-attending between 3 & 9 months - Adults	392	1,298	30.2%	37.0%	37.6%	50.5%
% of FP17s for Band 1 Urgent Courses	149	1,120	13.3%	11.0%	10.6%	9.1%
% of FP17s Relating to Free Repair or Replacements	7	1,120	0.6%	0.6%	0.6%	0.8%
% of FP17s Relating to Continuations	9	1,120	0.8%	0.7%	0.9%	1.3%
% of Patients satisfied with the dentistry they have received	3	4	N/A	90.9%	90.2%	93.2%
% of Patients satisfied with the time they had to wait for an appointment	3	4	N/A	83.8%	83.8%	89.0%

* This is based on patients treated on this contract for their most recent course of treatment. Figures in italics indicate the base number of FP17s or Patient Questionnaire responses are less than 100. N/A is shown where the base number of responses is less than 10 during the period. % is calculated as Quantity/Base number*100

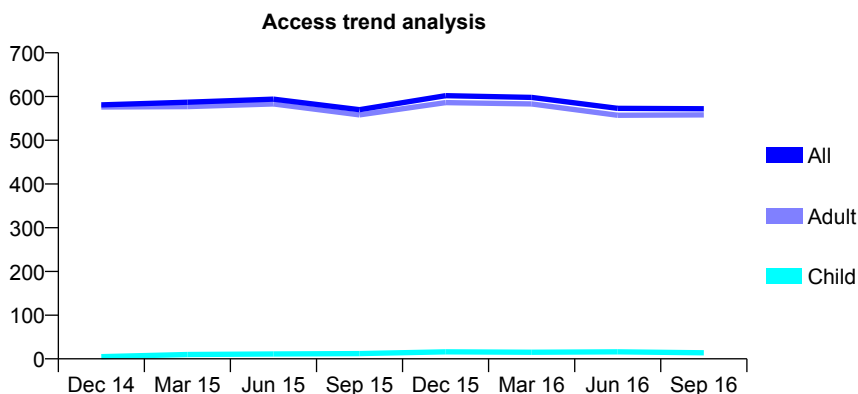
Q62 - Vital Signs At a Glance Contract Report for 939587/0003 - September 2016

Name or company name	MR SM AYOUB-BEY
Contract type name	GDS Contract
Purpose of contract	General
Contract start date	01/02/2012
Contract end date	

16/17 Contracted general activity (UDA)	1,725
Carry forward general activity (UDA)	0
16/17 Contracted orthodontic activity (UOA)	0
Carry forward orthodontic activity (UOA)	0
Baseline contract value	£47,623.10

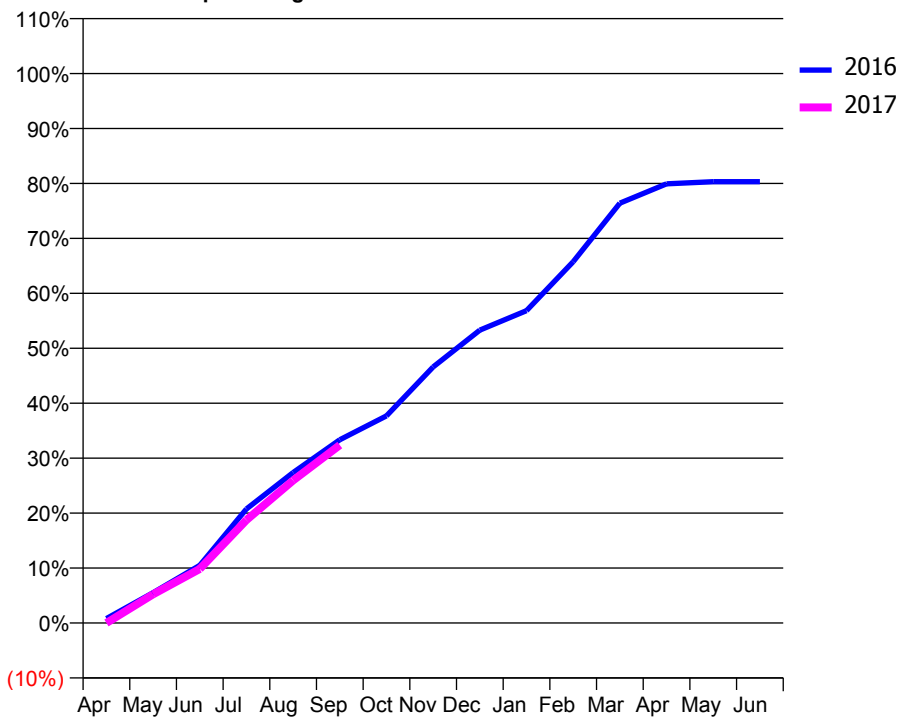
ACCESS*

Patients seen in 24 months	Total	Change since previous quarter
Quarter ending September 2015	570	
Quarter ending December 2015	602	↑
Quarter ending March 2016	598	→
Quarter ending June 2016	573	↓
Quarter ending September 2016	572	→
Variance since September 2015	0.4%	→



ACTIVITY

Cumulative percentage of contracted UDA delivered 2016 & 2017



Month	Adjusted Scheduled Activity (UDA)	
	2016	2017
April	14	0
May	95	90
June	181	170
July	358	323
August	473	448
September	575	559
October	650	
November	804	
December	920	
January	980	
February	1,134	
March	1,318	
April	1,379	
May	1,385	
June	1,385	

QUALITY

	Quantity	Base Number	Contract	AT	Region	England
% of FP17s for the same patient ID Re-attending within 3 months - Children	0	3	0.0%	9.9%	11.8%	12.4%
% of FP17s for the same patient ID Re-attending within 3 months - Adults	18	209	8.6%	16.0%	17.1%	16.7%
% of FP17s for the same patient ID Re-attending between 3 & 9 months - Children	1	3	33.3%	45.4%	45.8%	57.4%
% of FP17s for the same patient ID Re-attending between 3 & 9 months - Adults	36	209	17.2%	37.0%	37.6%	50.5%
% of FP17s for Band 1 Urgent Courses	44	182	24.2%	11.0%	10.6%	9.1%
% of FP17s Relating to Free Repair or Replacements	0	182	0.0%	0.6%	0.6%	0.8%
% of FP17s Relating to Continuations	2	182	1.1%	0.7%	0.9%	1.3%
% of Patients satisfied with the dentistry they have received	0	0	N/A	90.9%	90.2%	93.2%
% of Patients satisfied with the time they had to wait for an appointment	0	0	N/A	83.8%	83.8%	89.0%

* This is based on patients treated on this contract for their most recent course of treatment. Figures in italics indicate the base number of FP17s or Patient Questionnaire responses are less than 100. N/A is shown where the base number of responses is less than 10 during the period. % is calculated as Quantity/Base number*100

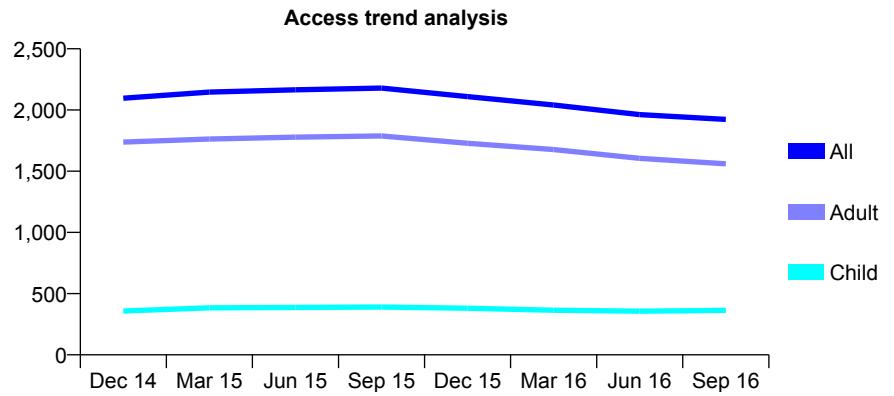
Q62 - Vital Signs At a Glance Contract Report for 939870/0001 - September 2016

Name or company name	MR B SHAH
Contract type name	GDS Contract
Purpose of contract	General
Contract start date	01/04/2006
Contract end date	

16/17 Contracted general activity (UDA)	6,000
Carry forward general activity (UDA)	0
16/17 Contracted orthodontic activity (UOA)	0
Carry forward orthodontic activity (UOA)	0
Baseline contract value	£155,445.45

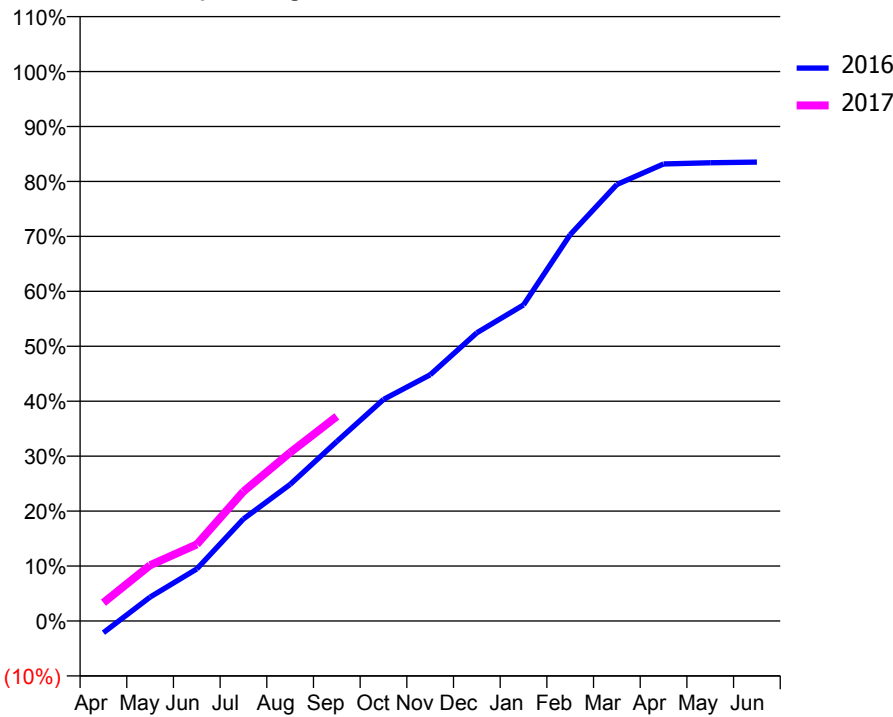
ACCESS*

Patients seen in 24 months	Total	Change since previous quarter
Quarter ending September 2015	2,179	
Quarter ending December 2015	2,109	↓
Quarter ending March 2016	2,041	↓
Quarter ending June 2016	1,962	↓
Quarter ending September 2016	1,923	↓
Variance since September 2015	(11.7%)	↓



ACTIVITY

Cumulative percentage of contracted UDA delivered 2016 & 2017



Month	Adjusted Scheduled Activity (UDA)	
	2016	2017
April	-129	200
May	261	610
June	568	837
July	1,114	1,414
August	1,492	1,840
September	1,960	2,234
October	2,419	
November	2,689	
December	3,148	
January	3,451	
February	4,219	
March	4,767	
April	4,991	
May	5,004	
June	5,012	

QUALITY

	Quantity	Base Number	Contract	AT	Region	England
% of FP17s for the same patient ID Re-attending within 3 months - Children	3	218	1.4%	9.9%	11.8%	12.4%
% of FP17s for the same patient ID Re-attending within 3 months - Adults	64	736	8.7%	16.0%	17.1%	16.7%
% of FP17s for the same patient ID Re-attending between 3 & 9 months - Children	101	218	46.3%	45.4%	45.8%	57.4%
% of FP17s for the same patient ID Re-attending between 3 & 9 months - Adults	245	736	33.3%	37.0%	37.6%	50.5%
% of FP17s for Band 1 Urgent Courses	50	878	5.7%	11.0%	10.6%	9.1%
% of FP17s Relating to Free Repair or Replacements	8	878	0.9%	0.6%	0.6%	0.8%
% of FP17s Relating to Continuations	2	878	0.2%	0.7%	0.9%	1.3%
% of Patients satisfied with the dentistry they have received	1	1	N/A	90.9%	90.2%	93.2%
% of Patients satisfied with the time they had to wait for an appointment	1	1	N/A	83.8%	83.8%	89.0%

* This is based on patients treated on this contract for their most recent course of treatment. Figures in italics indicate the base number of FP17s or Patient Questionnaire responses are less than 100. N/A is shown where the base number of responses is less than 10 during the period. % is calculated as Quantity/Base number*100

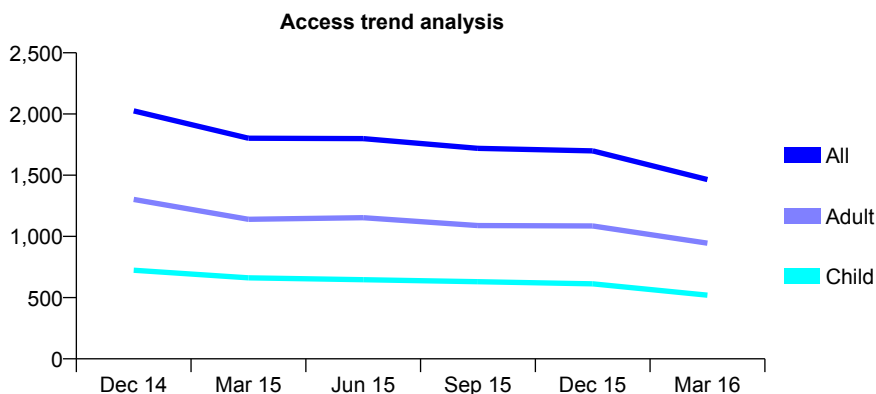
Q62 - Vital Signs At a Glance Contract Report for 941077/0001 - September 2016

Name or company name	MR JJ LAI
Contract type name	GDS Contract
Purpose of contract	General
Contract start date	01/04/2008
Contract end date	

16/17 Contracted general activity (UDA)	8,354
Carry forward general activity (UDA)	0
16/17 Contracted orthodontic activity (UOA)	0
Carry forward orthodontic activity (UOA)	0
Baseline contract value	£267,153.42

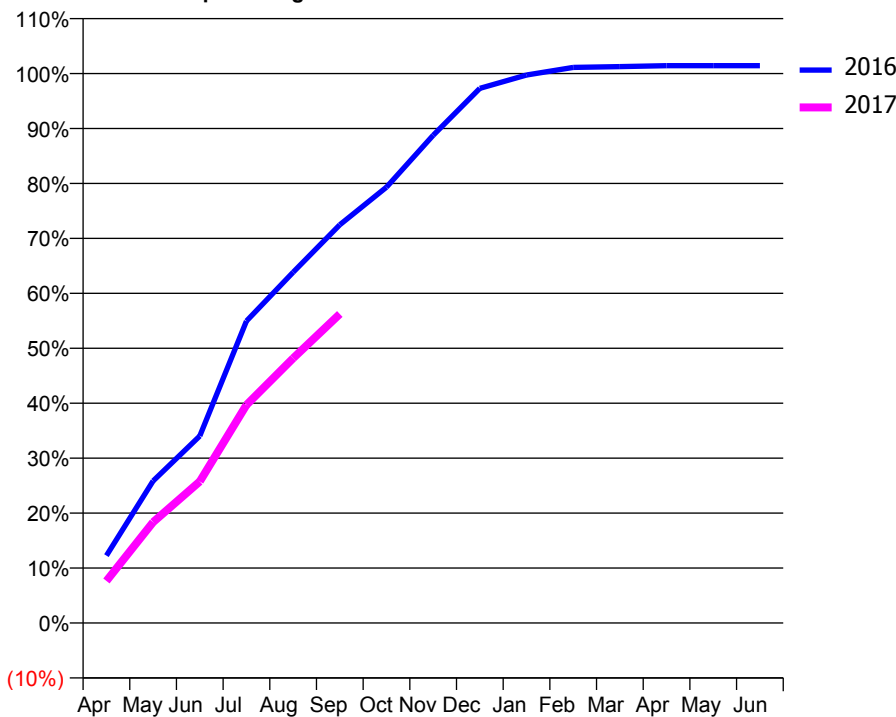
ACCESS*

Patients seen in 24 months	Total	Change since previous quarter
Quarter ending September 2015	1,719	
Quarter ending December 2015	1,699	↓
Quarter ending March 2016	1,465	↓
Quarter ending June 2016	0	
Quarter ending September 2016	0	
Variance since September 2015	N/A	



ACTIVITY

Cumulative percentage of contracted UDA delivered 2016 & 2017



Adjusted Scheduled Activity (UDA)

Month	2016	2017
April	1,024	640
May	2,160	1,534
June	2,843	2,152
July	4,590	3,315
August	5,332	4,025
September	6,055	4,698
October	6,627	
November	7,414	
December	8,128	
January	8,332	
February	8,446	
March	8,459	
April	8,473	
May	8,473	
June	8,473	

QUALITY

	Quantity	Base Number	Contract	AT	Region	England
% of FP17s for the same patient ID Re-attending within 3 months - Children	7	272	2.6%	9.9%	11.8%	12.4%
% of FP17s for the same patient ID Re-attending within 3 months - Adults	32	440	7.3%	16.0%	17.1%	16.7%
% of FP17s for the same patient ID Re-attending between 3 & 9 months - Children	42	272	15.4%	45.4%	45.8%	57.4%
% of FP17s for the same patient ID Re-attending between 3 & 9 months - Adults	100	440	22.7%	37.0%	37.6%	50.5%
% of FP17s for Band 1 Urgent Courses	54	702	7.7%	11.0%	10.6%	9.1%
% of FP17s Relating to Free Repair or Replacements	1	702	0.1%	0.6%	0.6%	0.8%
% of FP17s Relating to Continuations	0	702	0.0%	0.7%	0.9%	1.3%
% of Patients satisfied with the dentistry they have received	2	2	N/A	90.9%	90.2%	93.2%
% of Patients satisfied with the time they had to wait for an appointment	2	2	N/A	83.8%	83.8%	89.0%

* This is based on patients treated on this contract for their most recent course of treatment. Figures in italics indicate the base number of FP17s or Patient Questionnaire responses are less than 100. N/A is shown where the base number of responses is less than 10 during the period. % is calculated as Quantity/Base number*100

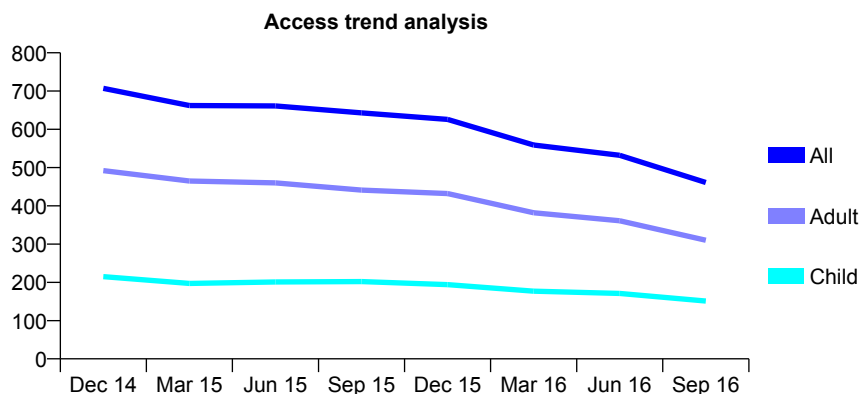
Q62 - Vital Signs At a Glance Contract Report for 941077/0002 - September 2016

Name or company name	MR JJ LAI
Contract type name	GDS Contract
Purpose of contract	General
Contract start date	21/01/2010
Contract end date	

16/17 Contracted general activity (UDA)	3,527
Carry forward general activity (UDA)	-71
16/17 Contracted orthodontic activity (UOA)	0
Carry forward orthodontic activity (UOA)	0
Baseline contract value	£76,597.33

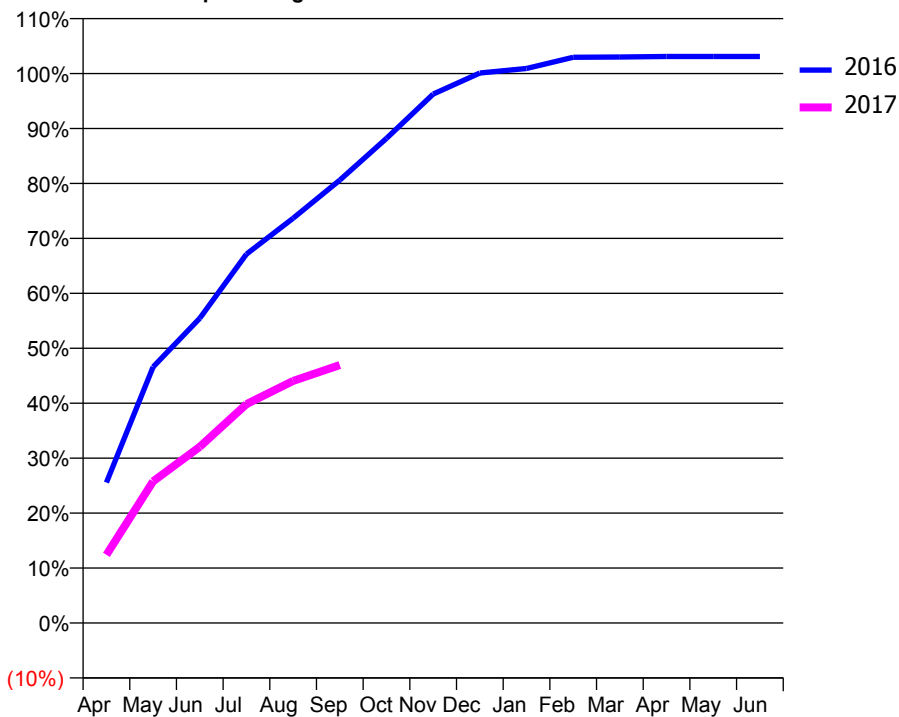
ACCESS*

Patients seen in 24 months	Total	Change since previous quarter
Quarter ending September 2015	643	
Quarter ending December 2015	626	↓
Quarter ending March 2016	559	↓
Quarter ending June 2016	532	↓
Quarter ending September 2016	461	↓
Variance since September 2015	(28.3%)	↓



ACTIVITY

Cumulative percentage of contracted UDA delivered 2016 & 2017



Month	Adjusted Scheduled Activity (UDA)	
	2016	2017
April	902	438
May	1,644	909
June	1,956	1,131
July	2,368	1,405
August	2,598	1,554
September	2,843	1,656
October	3,111	
November	3,395	
December	3,530	
January	3,559	
February	3,631	
March	3,633	
April	3,636	
May	3,636	
June	3,636	

QUALITY

	Quantity	Base Number	Contract	AT	Region	England
% of FP17s for the same patient ID Re-attending within 3 months - Children	2	116	1.7%	9.9%	11.8%	12.4%
% of FP17s for the same patient ID Re-attending within 3 months - Adults	9	195	4.6%	16.0%	17.1%	16.7%
% of FP17s for the same patient ID Re-attending between 3 & 9 months - Children	53	116	45.7%	45.4%	45.8%	57.4%
% of FP17s for the same patient ID Re-attending between 3 & 9 months - Adults	97	195	49.7%	37.0%	37.6%	50.5%
% of FP17s for Band 1 Urgent Courses	0	310	0.0%	11.0%	10.6%	9.1%
% of FP17s Relating to Free Repair or Replacements	0	310	0.0%	0.6%	0.6%	0.8%
% of FP17s Relating to Continuations	2	310	0.6%	0.7%	0.9%	1.3%
% of Patients satisfied with the dentistry they have received	0	0	N/A	90.9%	90.2%	93.2%
% of Patients satisfied with the time they had to wait for an appointment	0	0	N/A	83.8%	83.8%	89.0%

* This is based on patients treated on this contract for their most recent course of treatment. Figures in italics indicate the base number of FP17s or Patient Questionnaire responses are less than 100. N/A is shown where the base number of responses is less than 10 during the period. % is calculated as Quantity/Base number*100

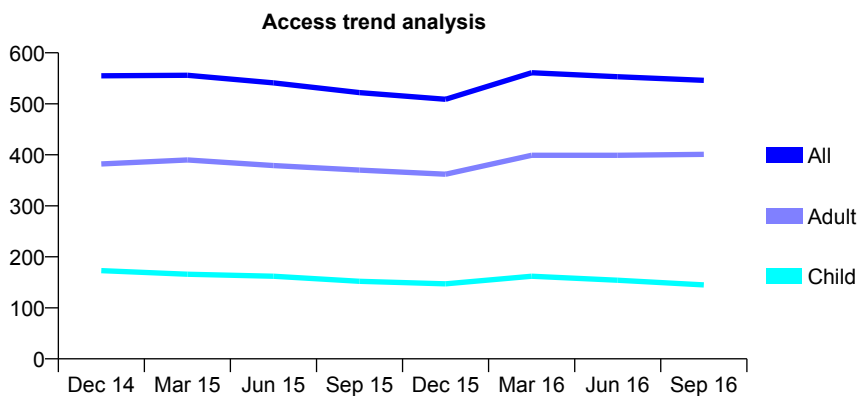
Q62 - Vital Signs At a Glance Contract Report for 941298/0001 - September 2016

Name or company name	MR K NIRMALATHASAN
Contract type name	GDS Contract
Purpose of contract	General
Contract start date	01/04/2006
Contract end date	

16/17 Contracted general activity (UDA)	2,381
Carry forward general activity (UDA)	0
16/17 Contracted orthodontic activity (UOA)	0
Carry forward orthodontic activity (UOA)	0
Baseline contract value	£72,825.84

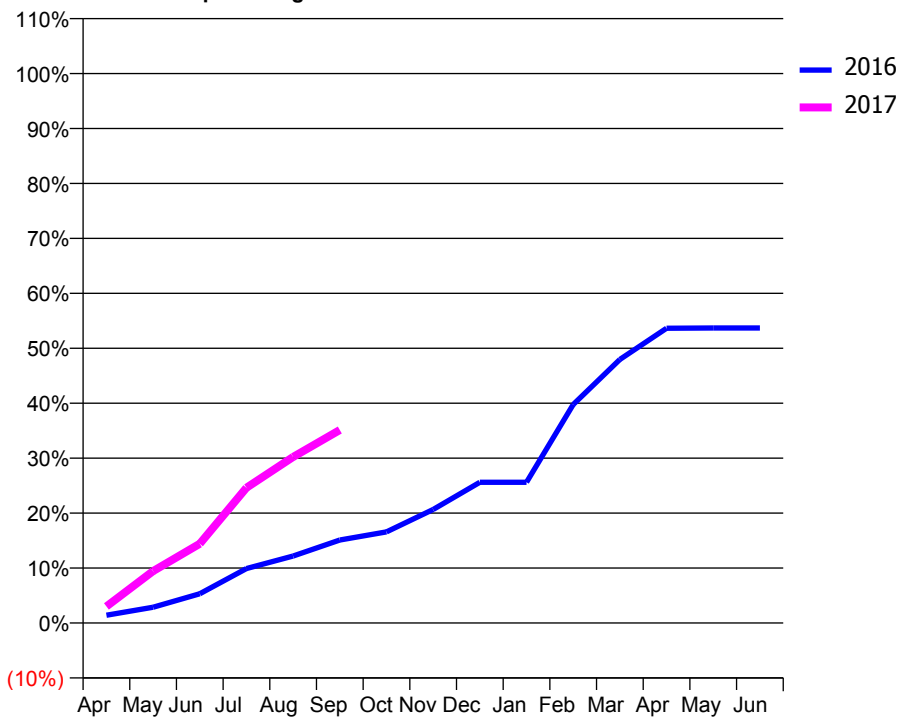
ACCESS*

Patients seen in 24 months	Total	Change since previous quarter
Quarter ending September 2015	522	
Quarter ending December 2015	509	↓
Quarter ending March 2016	561	↑
Quarter ending June 2016	553	↓
Quarter ending September 2016	546	↓
Variance since September 2015	4.6%	↑



ACTIVITY

Cumulative percentage of contracted UDA delivered 2016 & 2017



Adjusted Scheduled Activity (UDA)

Month	2016	2017
April	34	72
May	68	225
June	127	343
July	236	586
August	290	719
September	360	837
October	395	
November	492	
December	610	
January	610	
February	947	
March	1,142	
April	1,277	
May	1,278	
June	1,278	

QUALITY

	Quantity	Base Number	Contract	AT	Region	England
% of FP17s for the same patient ID Re-attending within 3 months - Children	3	132	2.3%	9.9%	11.8%	12.4%
% of FP17s for the same patient ID Re-attending within 3 months - Adults	27	304	8.9%	16.0%	17.1%	16.7%
% of FP17s for the same patient ID Re-attending between 3 & 9 months - Children	55	132	41.7%	45.4%	45.8%	57.4%
% of FP17s for the same patient ID Re-attending between 3 & 9 months - Adults	104	304	34.2%	37.0%	37.6%	50.5%
% of FP17s for Band 1 Urgent Courses	29	264	11.0%	11.0%	10.6%	9.1%
% of FP17s Relating to Free Repair or Replacements	2	264	0.8%	0.6%	0.6%	0.8%
% of FP17s Relating to Continuations	0	264	0.0%	0.7%	0.9%	1.3%
% of Patients satisfied with the dentistry they have received	0	0	N/A	90.9%	90.2%	93.2%
% of Patients satisfied with the time they had to wait for an appointment	0	0	N/A	83.8%	83.8%	89.0%

* This is based on patients treated on this contract for their most recent course of treatment. Figures in italics indicate the base number of FP17s or Patient Questionnaire responses are less than 100. N/A is shown where the base number of responses is less than 10 during the period. % is calculated as Quantity/Base number*100

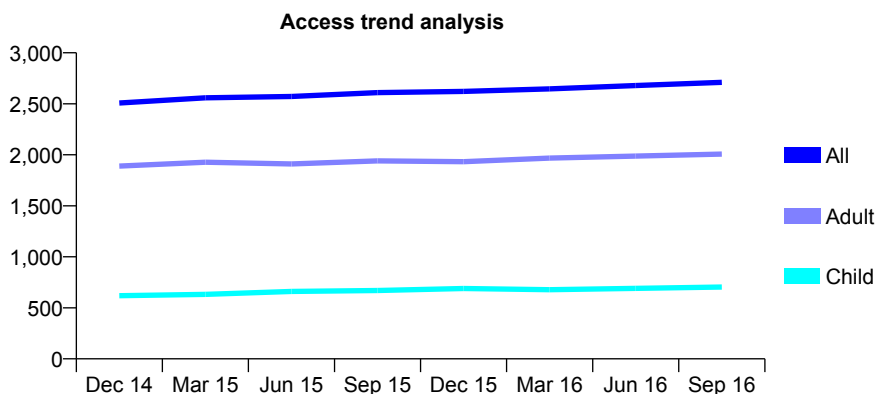
Q62 - Vital Signs At a Glance Contract Report for 942073/0001 - September 2016

Name or company name	MRS HK KALSI
Contract type name	GDS Contract
Purpose of contract	General
Contract start date	01/04/2006
Contract end date	

16/17 Contracted general activity (UDA)	6,347
Carry forward general activity (UDA)	22
16/17 Contracted orthodontic activity (UOA)	0
Carry forward orthodontic activity (UOA)	0
Baseline contract value	£216,619.49

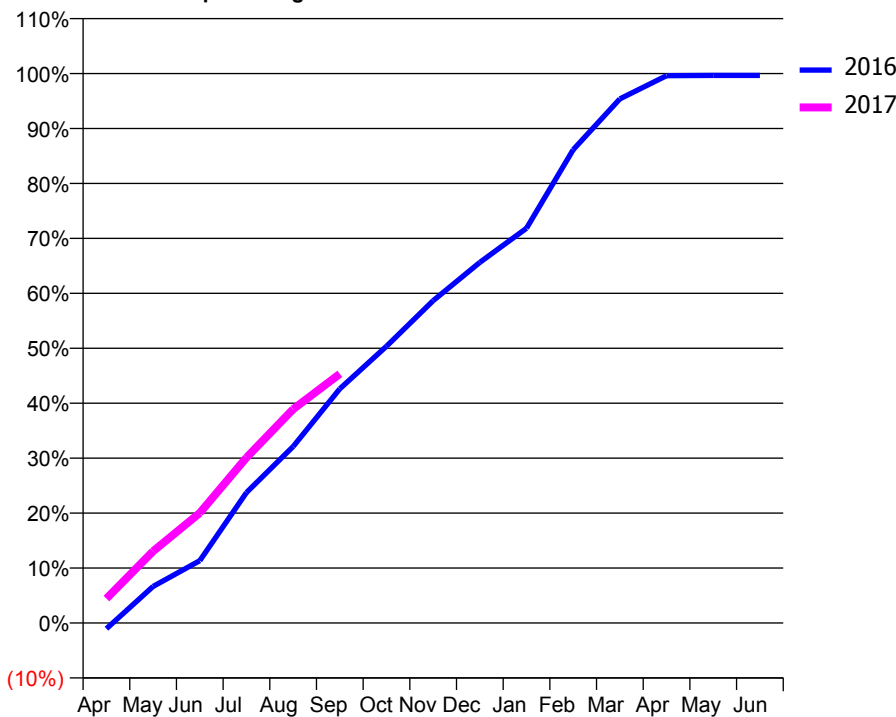
ACCESS*

Patients seen in 24 months	Total	Change since previous quarter
Quarter ending September 2015	2,610	
Quarter ending December 2015	2,622	→
Quarter ending March 2016	2,646	→
Quarter ending June 2016	2,679	→
Quarter ending September 2016	2,711	→
Variance since September 2015	3.9%	↑



ACTIVITY

Cumulative percentage of contracted UDA delivered 2016 & 2017



Month	Adjusted Scheduled Activity (UDA)	
	2016	2017
April	-67	282
May	423	829
June	720	1,272
July	1,507	1,911
August	2,038	2,469
September	2,706	2,878
October	3,196	
November	3,724	
December	4,166	
January	4,560	
February	5,468	
March	6,053	
April	6,322	
May	6,325	
June	6,325	

QUALITY

	Quantity	Base Number	Contract	AT	Region	England
% of FP17s for the same patient ID Re-attending within 3 months - Children	30	470	6.4%	9.9%	11.8%	12.4%
% of FP17s for the same patient ID Re-attending within 3 months - Adults	144	1,177	12.2%	16.0%	17.1%	16.7%
% of FP17s for the same patient ID Re-attending between 3 & 9 months - Children	209	470	44.5%	45.4%	45.8%	57.4%
% of FP17s for the same patient ID Re-attending between 3 & 9 months - Adults	552	1,177	46.9%	37.0%	37.6%	50.5%
% of FP17s for Band 1 Urgent Courses	128	1,533	8.3%	11.0%	10.6%	9.1%
% of FP17s Relating to Free Repair or Replacements	13	1,533	0.8%	0.6%	0.6%	0.8%
% of FP17s Relating to Continuations	2	1,533	0.1%	0.7%	0.9%	1.3%
% of Patients satisfied with the dentistry they have received	2	2	N/A	90.9%	90.2%	93.2%
% of Patients satisfied with the time they had to wait for an appointment	1	2	N/A	83.8%	83.8%	89.0%

* This is based on patients treated on this contract for their most recent course of treatment. Figures in italics indicate the base number of FP17s or Patient Questionnaire responses are less than 100. N/A is shown where the base number of responses is less than 10 during the period. % is calculated as Quantity/Base number*100

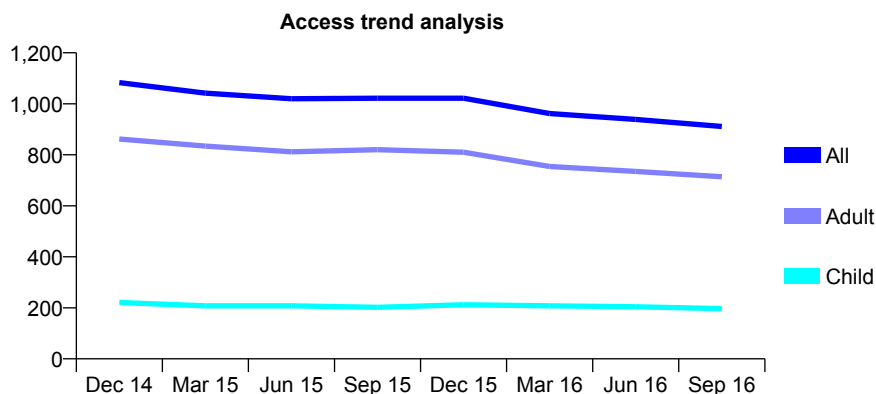
Q62 - Vital Signs At a Glance Contract Report for 943916/0001 - September 2016

Name or company name	MR DN LI TAI LEONG
Contract type name	GDS Contract
Purpose of contract	General
Contract start date	04/07/2006
Contract end date	

16/17 Contracted general activity (UDA)	7,406
Carry forward general activity (UDA)	-105
16/17 Contracted orthodontic activity (UOA)	0
Carry forward orthodontic activity (UOA)	0
Baseline contract value	£236,534.54

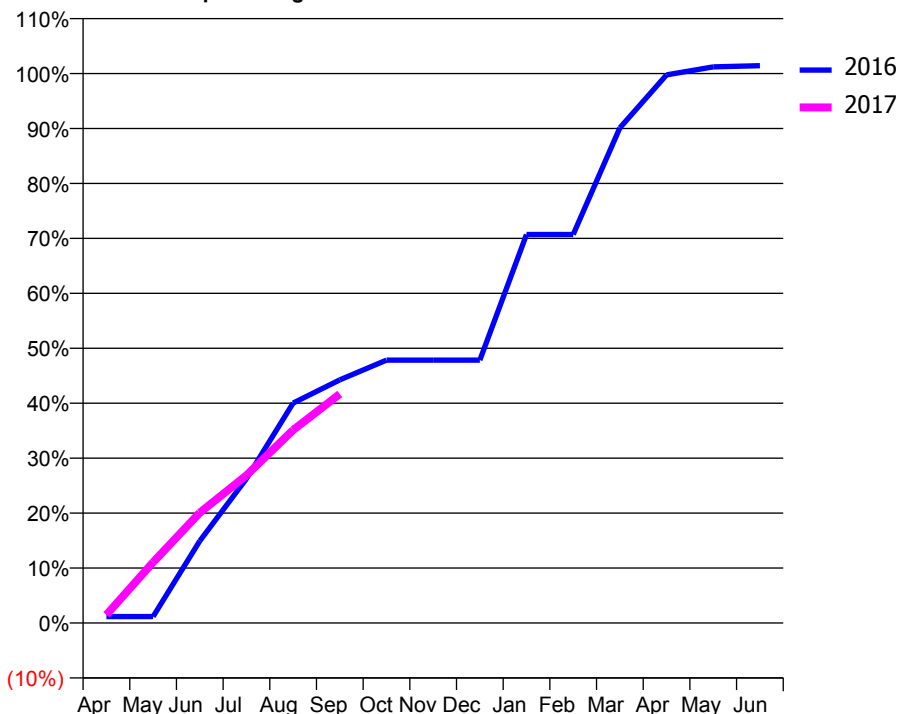
ACCESS*

Patients seen in 24 months	Total	Change since previous quarter
Quarter ending September 2015	1,022	
Quarter ending December 2015	1,022	→
Quarter ending March 2016	962	↓
Quarter ending June 2016	939	↓
Quarter ending September 2016	911	↓
Variance since September 2015	(10.9%)	↓



ACTIVITY

Cumulative percentage of contracted UDA delivered 2016 & 2017



Month	Adjusted Scheduled Activity (UDA)	
	2016	2017
April	87	110
May	87	819
June	1,107	1,487
July	1,945	1,990
August	2,964	2,601
September	3,277	3,086
October	3,544	
November	3,544	
December	3,544	
January	5,237	
February	5,237	
March	6,674	
April	7,387	
May	7,496	
June	7,511	

QUALITY

	Quantity	Base Number	Contract	AT	Region	England
% of FP17s for the same patient ID Re-attending within 3 months - Children	0	97	0.0%	9.9%	11.8%	12.4%
% of FP17s for the same patient ID Re-attending within 3 months - Adults	1	423	0.2%	16.0%	17.1%	16.7%
% of FP17s for the same patient ID Re-attending between 3 & 9 months - Children	32	97	33.0%	45.4%	45.8%	57.4%
% of FP17s for the same patient ID Re-attending between 3 & 9 months - Adults	223	423	52.7%	37.0%	37.6%	50.5%
% of FP17s for Band 1 Urgent Courses	0	411	0.0%	11.0%	10.6%	9.1%
% of FP17s Relating to Free Repair or Replacements	0	411	0.0%	0.6%	0.6%	0.8%
% of FP17s Relating to Continuations	0	411	0.0%	0.7%	0.9%	1.3%
% of Patients satisfied with the dentistry they have received	1	1	N/A	90.9%	90.2%	93.2%
% of Patients satisfied with the time they had to wait for an appointment	1	1	N/A	83.8%	83.8%	89.0%

* This is based on patients treated on this contract for their most recent course of treatment. Figures in italics indicate the base number of FP17s or Patient Questionnaire responses are less than 100. N/A is shown where the base number of responses is less than 10 during the period. % is calculated as Quantity/Base number*100

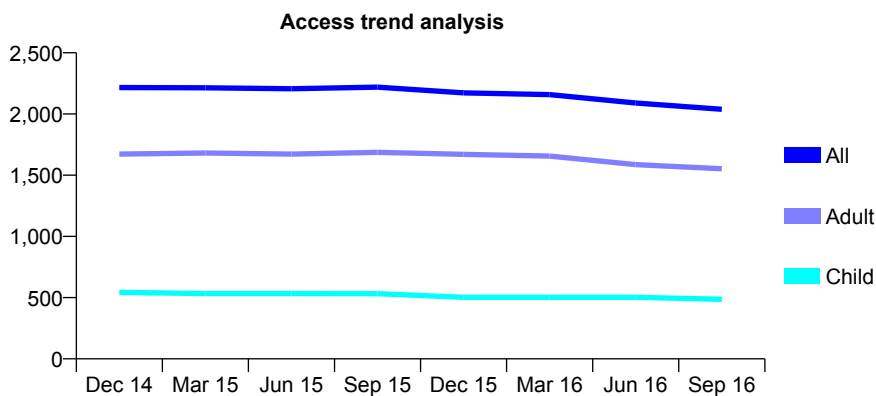
Q62 - Vital Signs At a Glance Contract Report for 944408/0001 - September 2016

Name or company name	MR A JESSA
Contract type name	GDS Contract
Purpose of contract	General
Contract start date	01/04/2006
Contract end date	

16/17 Contracted general activity (UDA)	7,897
Carry forward general activity (UDA)	169
16/17 Contracted orthodontic activity (UOA)	0
Carry forward orthodontic activity (UOA)	0
Baseline contract value	£233,285.38

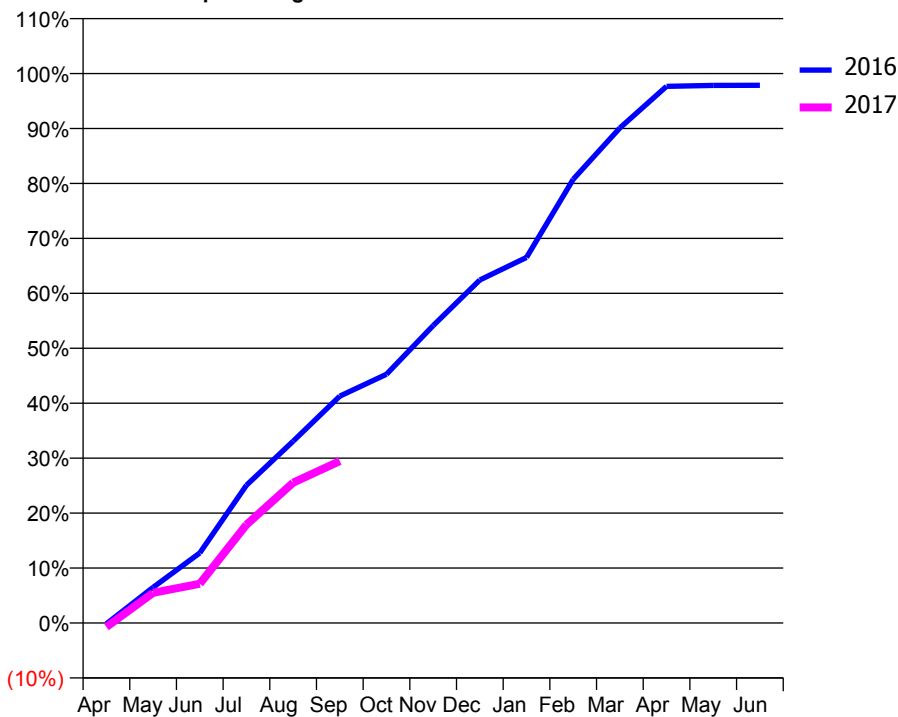
ACCESS*

Patients seen in 24 months	Total	Change since previous quarter
Quarter ending September 2015	2,219	
Quarter ending December 2015	2,173	↓
Quarter ending March 2016	2,159	→
Quarter ending June 2016	2,090	↓
Quarter ending September 2016	2,039	↓
Variance since September 2015	(8.1%)	↓



ACTIVITY

Cumulative percentage of contracted UDA delivered 2016 & 2017



Adjusted Scheduled Activity (UDA)

Month	2016	2017
April	-13	-58
May	513	433
June	1,007	565
July	1,980	1,413
August	2,612	2,016
September	3,262	2,328
October	3,576	
November	4,275	
December	4,929	
January	5,253	
February	6,377	
March	7,115	
April	7,713	
May	7,725	
June	7,728	

QUALITY

	Quantity	Base Number	Contract	AT	Region	England
% of FP17s for the same patient ID Re-attending within 3 months - Children	15	275	5.5%	9.9%	11.8%	12.4%
% of FP17s for the same patient ID Re-attending within 3 months - Adults	124	703	17.6%	16.0%	17.1%	16.7%
% of FP17s for the same patient ID Re-attending between 3 & 9 months - Children	123	275	44.7%	45.4%	45.8%	57.4%
% of FP17s for the same patient ID Re-attending between 3 & 9 months - Adults	216	703	30.7%	37.0%	37.6%	50.5%
% of FP17s for Band 1 Urgent Courses	108	855	12.6%	11.0%	10.6%	9.1%
% of FP17s Relating to Free Repair or Replacements	7	855	0.8%	0.6%	0.6%	0.8%
% of FP17s Relating to Continuations	9	855	1.1%	0.7%	0.9%	1.3%
% of Patients satisfied with the dentistry they have received	0	0	N/A	90.9%	90.2%	93.2%
% of Patients satisfied with the time they had to wait for an appointment	0	0	N/A	83.8%	83.8%	89.0%

* This is based on patients treated on this contract for their most recent course of treatment. Figures in italics indicate the base number of FP17s or Patient Questionnaire responses are less than 100. N/A is shown where the base number of responses is less than 10 during the period. % is calculated as Quantity/Base number*100

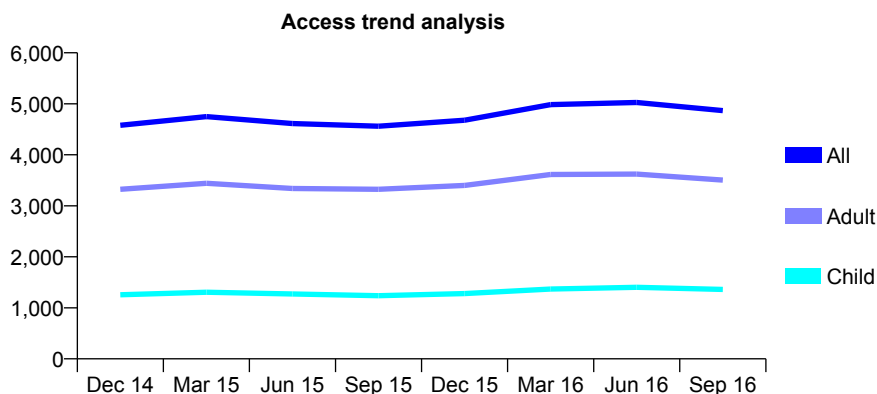
Q62 - Vital Signs At a Glance Contract Report for 944408/0003 - September 2016

Name or company name	MR A JESSA
Contract type name	GDS Contract
Purpose of contract	General
Contract start date	01/04/2011
Contract end date	

16/17 Contracted general activity (UDA)	18,263
Carry forward general activity (UDA)	0
16/17 Contracted orthodontic activity (UOA)	0
Carry forward orthodontic activity (UOA)	0
Baseline contract value	£516,007.94

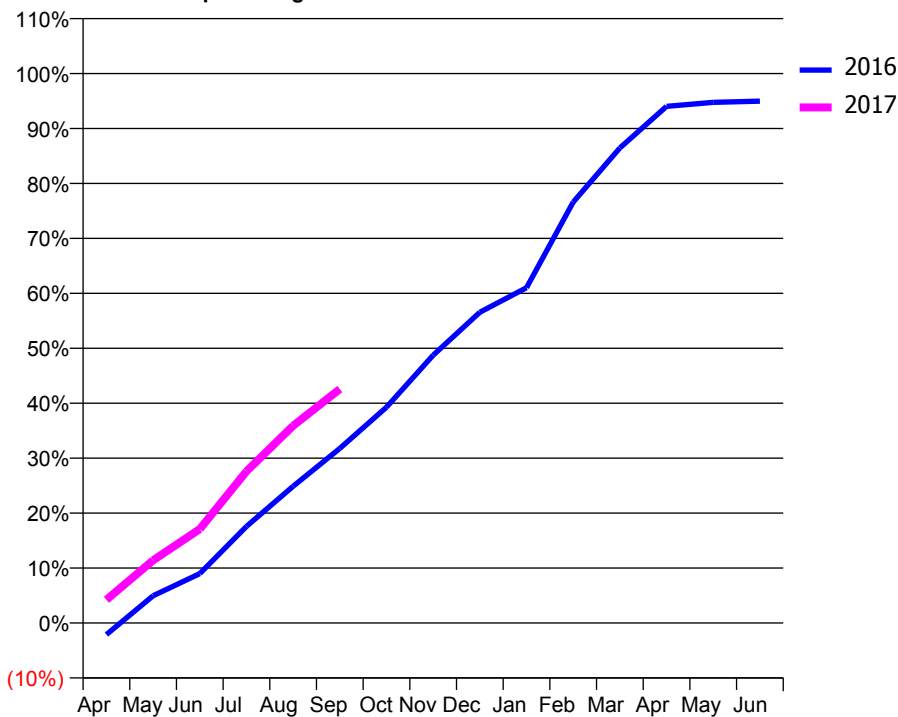
ACCESS*

Patients seen in 24 months	Total	Change since previous quarter
Quarter ending September 2015	4,562	
Quarter ending December 2015	4,678	↑
Quarter ending March 2016	4,984	↑
Quarter ending June 2016	5,025	→
Quarter ending September 2016	4,866	↓
Variance since September 2015	6.7%	↑



ACTIVITY

Cumulative percentage of contracted UDA delivered 2016 & 2017



Month	Adjusted Scheduled Activity (UDA)	
	2016	2017
April	-390	772
May	905	2,085
June	1,641	3,121
July	3,209	5,043
August	4,544	6,557
September	5,802	7,777
October	7,174	
November	8,903	
December	10,328	
January	11,144	
February	13,989	
March	15,790	
April	17,170	
May	17,306	
June	17,344	

QUALITY

	Quantity	Base Number	Contract	AT	Region	England
% of FP17s for the same patient ID Re-attending within 3 months - Children	83	913	9.1%	9.9%	11.8%	12.4%
% of FP17s for the same patient ID Re-attending within 3 months - Adults	288	1,869	15.4%	16.0%	17.1%	16.7%
% of FP17s for the same patient ID Re-attending between 3 & 9 months - Children	338	913	37.0%	45.4%	45.8%	57.4%
% of FP17s for the same patient ID Re-attending between 3 & 9 months - Adults	559	1,869	29.9%	37.0%	37.6%	50.5%
% of FP17s for Band 1 Urgent Courses	232	2,354	9.9%	11.0%	10.6%	9.1%
% of FP17s Relating to Free Repair or Replacements	39	2,354	1.7%	0.6%	0.6%	0.8%
% of FP17s Relating to Continuations	31	2,354	1.3%	0.7%	0.9%	1.3%
% of Patients satisfied with the dentistry they have received	4	6	N/A	90.9%	90.2%	93.2%
% of Patients satisfied with the time they had to wait for an appointment	6	6	N/A	83.8%	83.8%	89.0%

* This is based on patients treated on this contract for their most recent course of treatment. Figures in italics indicate the base number of FP17s or Patient Questionnaire responses are less than 100. N/A is shown where the base number of responses is less than 10 during the period. % is calculated as Quantity/Base number*100

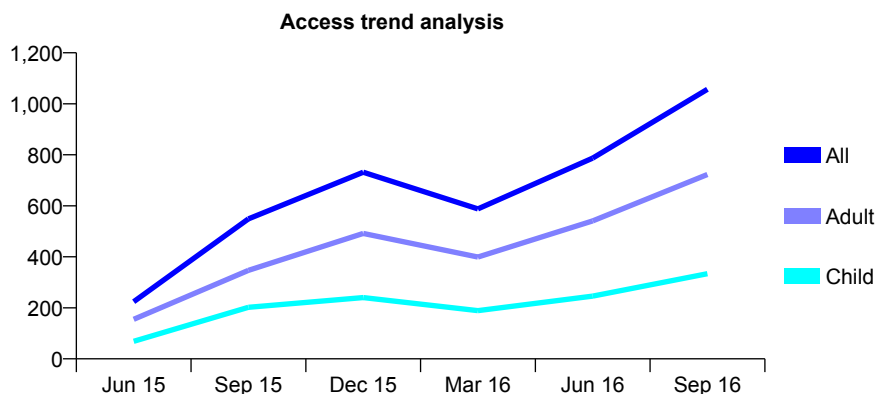
Q62 - Vital Signs At a Glance Contract Report for 944408/0005 - September 2016

Name or company name	MR A JESSA
Contract type name	GDS Contract
Purpose of contract	General
Contract start date	01/04/2015
Contract end date	

16/17 Contracted general activity (UDA)	5,000
Carry forward general activity (UDA)	0
16/17 Contracted orthodontic activity (UOA)	0
Carry forward orthodontic activity (UOA)	0
Baseline contract value	£111,607.03

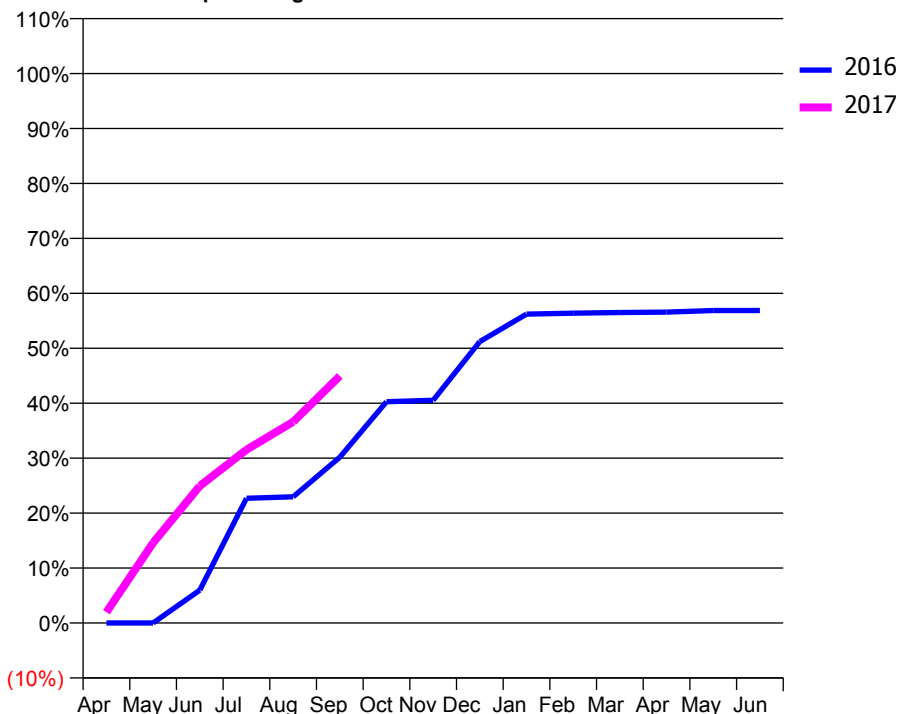
ACCESS*

Patients seen in 24 months	Total	Change since previous quarter
Quarter ending September 2015	549	
Quarter ending December 2015	732	↑
Quarter ending March 2016	588	↓
Quarter ending June 2016	787	↑
Quarter ending September 2016	1,057	↑
Variance since September 2015	92.5%	↑



ACTIVITY

Cumulative percentage of contracted UDA delivered 2016 & 2017



Adjusted Scheduled Activity (UDA)

Month	2016	2017
April	0	99
May	0	730
June	299	1,247
July	1,135	1,577
August	1,149	1,830
September	1,509	2,248
October	2,014	
November	2,027	
December	2,561	
January	2,810	
February	2,820	
March	2,826	
April	2,829	
May	2,844	
June	2,844	

QUALITY

	Quantity	Base Number	Contract	AT	Region	England
% of FP17s for the same patient ID Re-attending within 3 months - Children	2	269	0.7%	9.9%	11.8%	12.4%
% of FP17s for the same patient ID Re-attending within 3 months - Adults	28	506	5.5%	16.0%	17.1%	16.7%
% of FP17s for the same patient ID Re-attending between 3 & 9 months - Children	36	269	13.4%	45.4%	45.8%	57.4%
% of FP17s for the same patient ID Re-attending between 3 & 9 months - Adults	55	506	10.9%	37.0%	37.6%	50.5%
% of FP17s for Band 1 Urgent Courses	44	772	5.7%	11.0%	10.6%	9.1%
% of FP17s Relating to Free Repair or Replacements	6	772	0.8%	0.6%	0.6%	0.8%
% of FP17s Relating to Continuations	1	772	0.1%	0.7%	0.9%	1.3%
% of Patients satisfied with the dentistry they have received	2	2	N/A	90.9%	90.2%	93.2%
% of Patients satisfied with the time they had to wait for an appointment	2	2	N/A	83.8%	83.8%	89.0%

* This is based on patients treated on this contract for their most recent course of treatment. Figures in italics indicate the base number of FP17s or Patient Questionnaire responses are less than 100. N/A is shown where the base number of responses is less than 10 during the period. % is calculated as Quantity/Base number*100

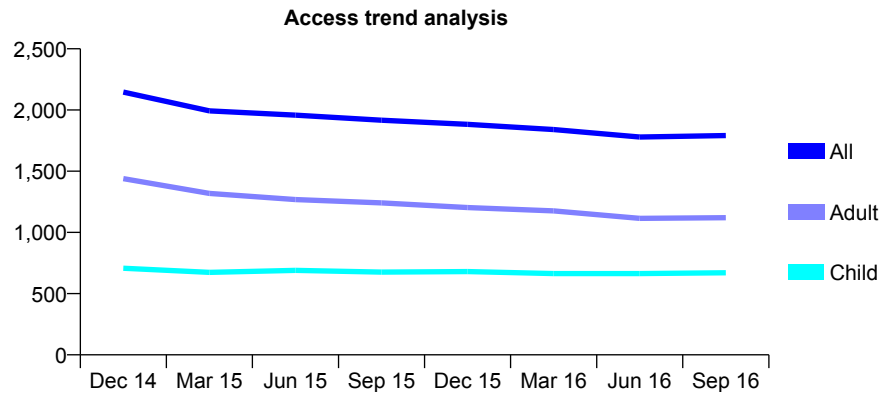
Q62 - Vital Signs At a Glance Contract Report for 949329/0001 - September 2016

Name or company name	MISS H KHALIQ
Contract type name	GDS Contract
Purpose of contract	General
Contract start date	01/04/2006
Contract end date	

16/17 Contracted general activity (UDA)	2,999
Carry forward general activity (UDA)	-17
16/17 Contracted orthodontic activity (UOA)	0
Carry forward orthodontic activity (UOA)	0
Baseline contract value	£82,263.85

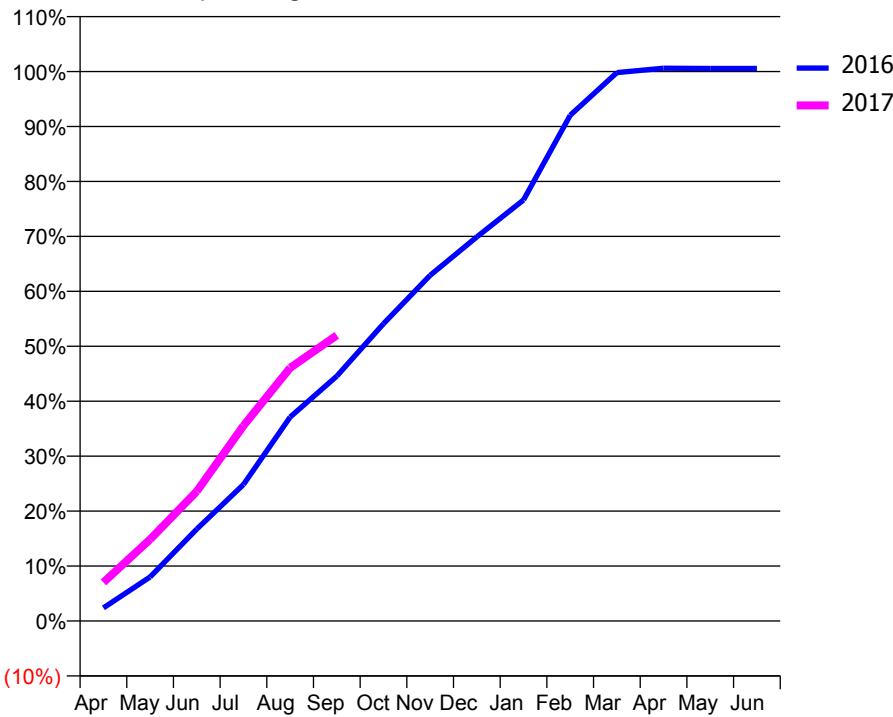
ACCESS*

Patients seen in 24 months	Total	Change since previous quarter
Quarter ending September 2015	1,917	
Quarter ending December 2015	1,883	↓
Quarter ending March 2016	1,840	↓
Quarter ending June 2016	1,779	↓
Quarter ending September 2016	1,791	→
Variance since September 2015	(6.6%)	↓



ACTIVITY

Cumulative percentage of contracted UDA delivered 2016 & 2017



Month	Adjusted Scheduled Activity (UDA)	
	2016	2017
April	72	210
May	241	446
June	502	708
July	745	1,066
August	1,113	1,382
September	1,337	1,559
October	1,623	
November	1,887	
December	2,096	
January	2,298	
February	2,760	
March	2,993	
April	3,017	
May	3,016	
June	3,016	

QUALITY

	Quantity	Base Number	Contract	AT	Region	England
% of FP17s for the same patient ID Re-attending within 3 months - Children	12	450	2.7%	9.9%	11.8%	12.4%
% of FP17s for the same patient ID Re-attending within 3 months - Adults	37	572	6.5%	16.0%	17.1%	16.7%
% of FP17s for the same patient ID Re-attending between 3 & 9 months - Children	274	450	60.9%	45.4%	45.8%	57.4%
% of FP17s for the same patient ID Re-attending between 3 & 9 months - Adults	230	572	40.2%	37.0%	37.6%	50.5%
% of FP17s for Band 1 Urgent Courses	36	1,004	3.6%	11.0%	10.6%	9.1%
% of FP17s Relating to Free Repair or Replacements	2	1,004	0.2%	0.6%	0.6%	0.8%
% of FP17s Relating to Continuations	8	1,004	0.8%	0.7%	0.9%	1.3%
% of Patients satisfied with the dentistry they have received	2	2	N/A	90.9%	90.2%	93.2%
% of Patients satisfied with the time they had to wait for an appointment	2	2	N/A	83.8%	83.8%	89.0%

* This is based on patients treated on this contract for their most recent course of treatment. Figures in italics indicate the base number of FP17s or Patient Questionnaire responses are less than 100. N/A is shown where the base number of responses is less than 10 during the period. % is calculated as Quantity/Base number*100

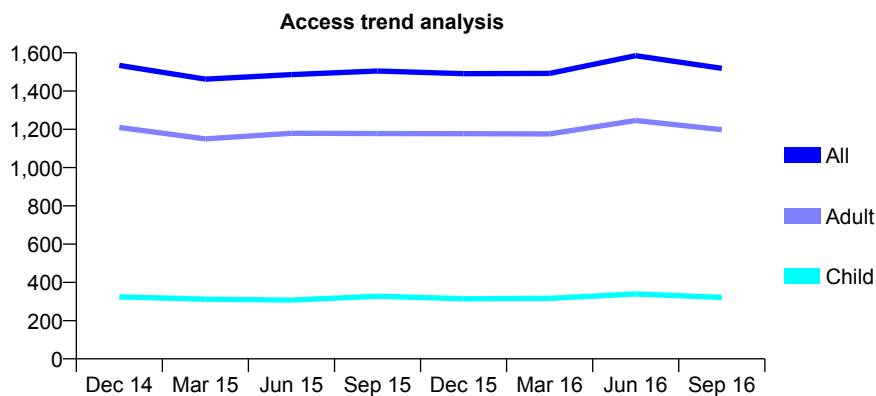
Q62 - Vital Signs At a Glance Contract Report for 951196/0001 - September 2016

Name or company name	Cornerstone Dental Practice
Contract type name	GDS Contract
Purpose of contract	General
Contract start date	01/04/2006
Contract end date	

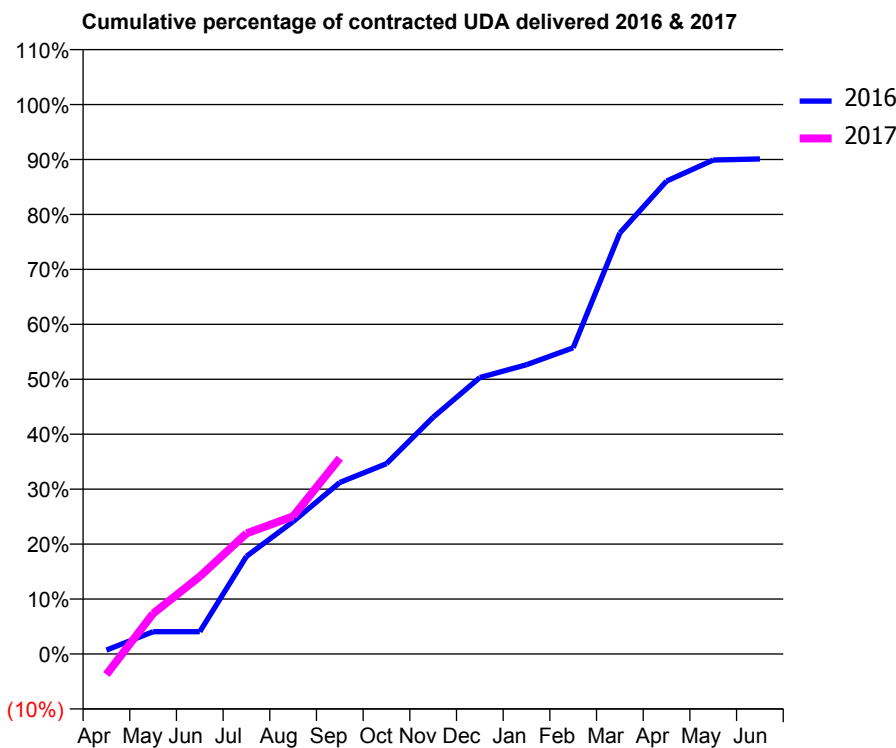
16/17 Contracted general activity (UDA)	6,243
Carry forward general activity (UDA)	234
16/17 Contracted orthodontic activity (UOA)	0
Carry forward orthodontic activity (UOA)	0
Baseline contract value	£195,348.12

ACCESS*

Patients seen in 24 months	Total	Change since previous quarter
Quarter ending September 2015	1,505	
Quarter ending December 2015	1,491	→
Quarter ending March 2016	1,492	→
Quarter ending June 2016	1,585	↑
Quarter ending September 2016	1,519	↓
Variance since September 2015	0.9%	→



ACTIVITY



Month	Adjusted Scheduled Activity (UDA)	
	2016	2017
April	45	-234
May	253	459
June	253	880
July	1,110	1,371
August	1,505	1,565
September	1,949	2,224
October	2,162	
November	2,690	
December	3,142	
January	3,287	
February	3,479	
March	4,783	
April	5,373	
May	5,613	
June	5,625	

QUALITY

	Quantity	Base Number	Contract	AT	Region	England
% of FP17s for the same patient ID Re-attending within 3 months - Children	13	200	6.5%	9.9%	11.8%	12.4%
% of FP17s for the same patient ID Re-attending within 3 months - Adults	99	697	14.2%	16.0%	17.1%	16.7%
% of FP17s for the same patient ID Re-attending between 3 & 9 months - Children	53	200	26.5%	45.4%	45.8%	57.4%
% of FP17s for the same patient ID Re-attending between 3 & 9 months - Adults	196	697	28.1%	37.0%	37.6%	50.5%
% of FP17s for Band 1 Urgent Courses	17	695	2.4%	11.0%	10.6%	9.1%
% of FP17s Relating to Free Repair or Replacements	0	695	0.0%	0.6%	0.6%	0.8%
% of FP17s Relating to Continuations	0	695	0.0%	0.7%	0.9%	1.3%
% of Patients satisfied with the dentistry they have received	2	2	N/A	90.9%	90.2%	93.2%
% of Patients satisfied with the time they had to wait for an appointment	2	2	N/A	83.8%	83.8%	89.0%

* This is based on patients treated on this contract for their most recent course of treatment. Figures in italics indicate the base number of FP17s or Patient Questionnaire responses are less than 100. N/A is shown where the base number of responses is less than 10 during the period. % is calculated as Quantity/Base number*100

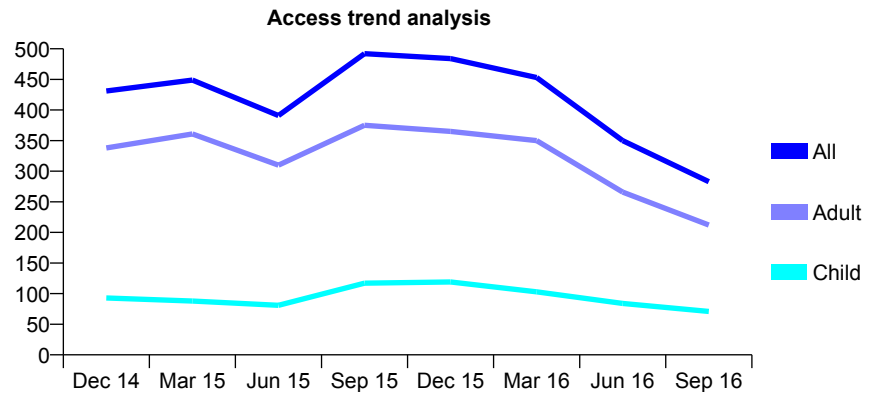
Q62 - Vital Signs At a Glance Contract Report for 960837/0003 - September 2016

Name or company name	MISS A VAZIR
Contract type name	GDS Contract
Purpose of contract	General
Contract start date	01/05/2013
Contract end date	

16/17 Contracted general activity (UDA)	2,000
Carry forward general activity (UDA)	0
16/17 Contracted orthodontic activity (UOA)	0
Carry forward orthodontic activity (UOA)	0
Baseline contract value	£52,933.62

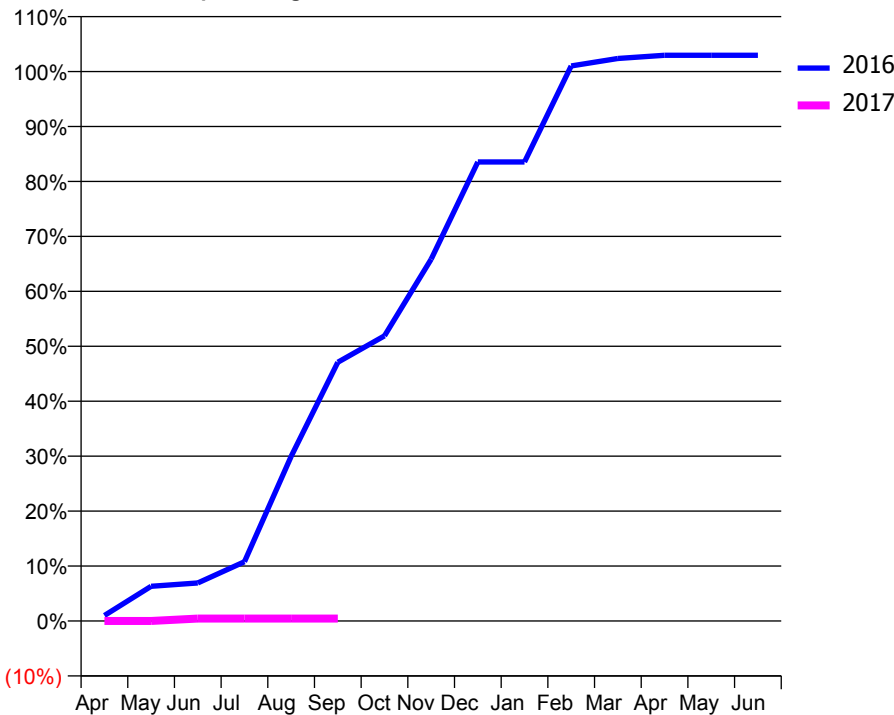
ACCESS*

Patients seen in 24 months	Total	Change since previous quarter
Quarter ending September 2015	492	
Quarter ending December 2015	484	↓
Quarter ending March 2016	453	↓
Quarter ending June 2016	350	↓
Quarter ending September 2016	283	↓
Variance since September 2015	(42.5%)	↓



ACTIVITY

Cumulative percentage of contracted UDA delivered 2016 & 2017



Month	Adjusted Scheduled Activity (UDA)	
	2016	2017
April	20	0
May	127	0
June	139	9
July	216	9
August	599	9
September	942	9
October	1,038	
November	1,317	
December	1,671	
January	1,671	
February	2,020	
March	2,047	
April	2,059	
May	2,059	
June	2,059	

QUALITY

	Quantity	Base Number	Contract	AT	Region	England
% of FP17s for the same patient ID Re-attending within 3 months - Children	0	1	0.0%	9.9%	11.8%	12.4%
% of FP17s for the same patient ID Re-attending within 3 months - Adults	0	5	0.0%	16.0%	17.1%	16.7%
% of FP17s for the same patient ID Re-attending between 3 & 9 months - Children	0	1	0.0%	45.4%	45.8%	57.4%
% of FP17s for the same patient ID Re-attending between 3 & 9 months - Adults	1	5	20.0%	37.0%	37.6%	50.5%
% of FP17s for Band 1 Urgent Courses	1	5	20.0%	11.0%	10.6%	9.1%
% of FP17s Relating to Free Repair or Replacements	0	5	0.0%	0.6%	0.6%	0.8%
% of FP17s Relating to Continuations	0	5	0.0%	0.7%	0.9%	1.3%
% of Patients satisfied with the dentistry they have received	0	0	N/A	90.9%	90.2%	93.2%
% of Patients satisfied with the time they had to wait for an appointment	0	0	N/A	83.8%	83.8%	89.0%

* This is based on patients treated on this contract for their most recent course of treatment. Figures in italics indicate the base number of FP17s or Patient Questionnaire responses are less than 100. N/A is shown where the base number of responses is less than 10 during the period. % is calculated as Quantity/Base number*100

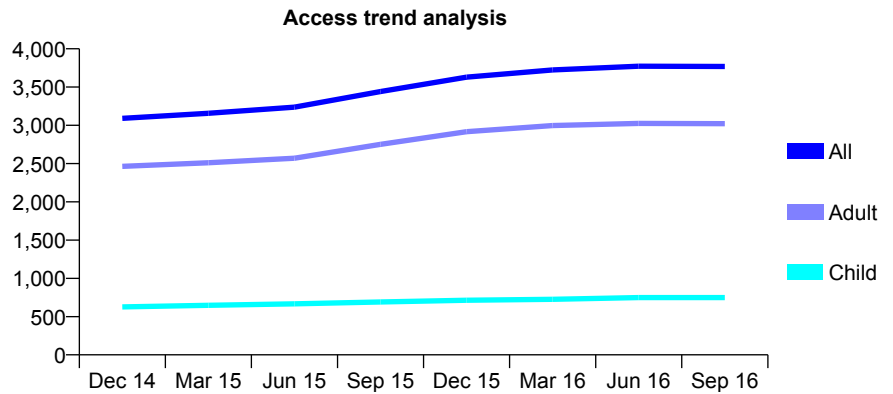
Q62 - Vital Signs At a Glance Contract Report for 961256/0001 - September 2016

Name or company name	Archna Patel and Rajesh Kylahsum
Contract type name	GDS Contract
Purpose of contract	General
Contract start date	01/01/2012
Contract end date	

16/17 Contracted general activity (UDA)	9,749
Carry forward general activity (UDA)	0
16/17 Contracted orthodontic activity (UOA)	0
Carry forward orthodontic activity (UOA)	0
Baseline contract value	£271,161.92

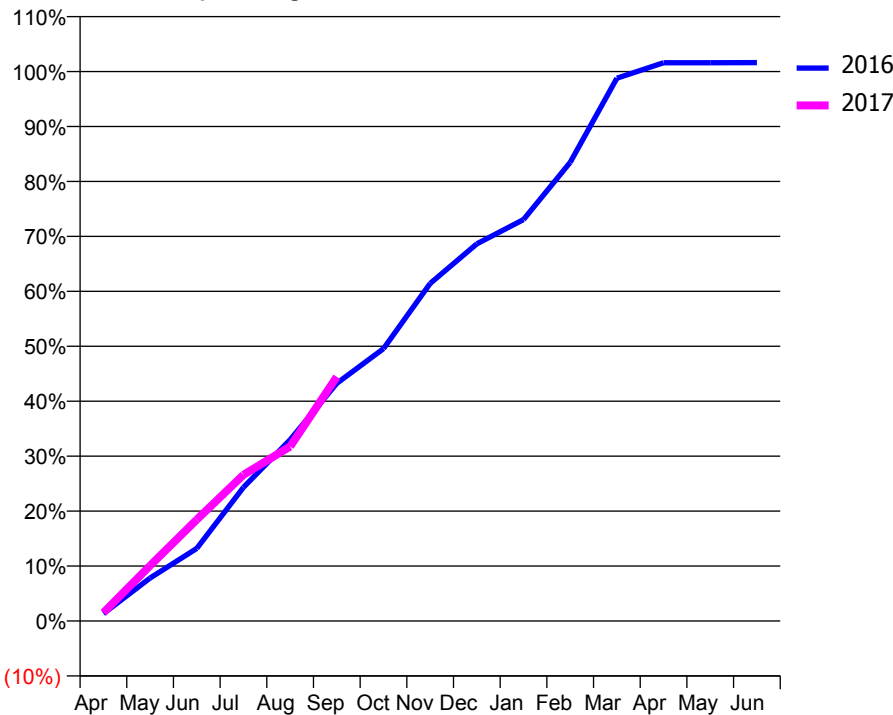
ACCESS*

Patients seen in 24 months	Total	Change since previous quarter
Quarter ending September 2015	3,442	
Quarter ending December 2015	3,629	↑
Quarter ending March 2016	3,723	↑
Quarter ending June 2016	3,772	→
Quarter ending September 2016	3,769	→
Variance since September 2015	9.5%	↑



ACTIVITY

Cumulative percentage of contracted UDA delivered 2016 & 2017



Month	Adjusted Scheduled Activity (UDA)	
	2016	2017
April	130	149
May	762	982
June	1,288	1,800
July	2,371	2,595
August	3,215	3,096
September	4,217	4,332
October	4,833	
November	5,989	
December	6,693	
January	7,122	
February	8,137	
March	9,630	
April	9,904	
May	9,905	
June	9,906	

QUALITY

	Quantity	Base Number	Contract	AT	Region	England
% of FP17s for the same patient ID Re-attending within 3 months - Children	44	515	8.5%	9.9%	11.8%	12.4%
% of FP17s for the same patient ID Re-attending within 3 months - Adults	374	1,967	19.0%	16.0%	17.1%	16.7%
% of FP17s for the same patient ID Re-attending between 3 & 9 months - Children	274	515	53.2%	45.4%	45.8%	57.4%
% of FP17s for the same patient ID Re-attending between 3 & 9 months - Adults	1,001	1,967	50.9%	37.0%	37.6%	50.5%
% of FP17s for Band 1 Urgent Courses	206	2,045	10.1%	11.0%	10.6%	9.1%
% of FP17s Relating to Free Repair or Replacements	25	2,045	1.2%	0.6%	0.6%	0.8%
% of FP17s Relating to Continuations	20	2,045	1.0%	0.7%	0.9%	1.3%
% of Patients satisfied with the dentistry they have received	1	1	N/A	90.9%	90.2%	93.2%
% of Patients satisfied with the time they had to wait for an appointment	1	1	N/A	83.8%	83.8%	89.0%

* This is based on patients treated on this contract for their most recent course of treatment. Figures in italics indicate the base number of FP17s or Patient Questionnaire responses are less than 100. N/A is shown where the base number of responses is less than 10 during the period. % is calculated as Quantity/Base number*100

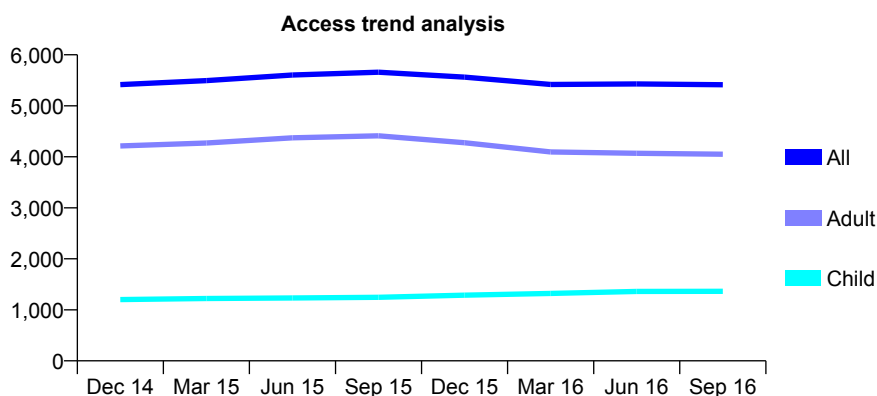
Q62 - Vital Signs At a Glance Contract Report for 963895/0001 - September 2016

Name or company name	MR SK MAKHIJANI
Contract type name	GDS Contract
Purpose of contract	General
Contract start date	01/04/2006
Contract end date	

16/17 Contracted general activity (UDA)	9,654
Carry forward general activity (UDA)	-76
16/17 Contracted orthodontic activity (UOA)	0
Carry forward orthodontic activity (UOA)	0
Baseline contract value	£233,614.22

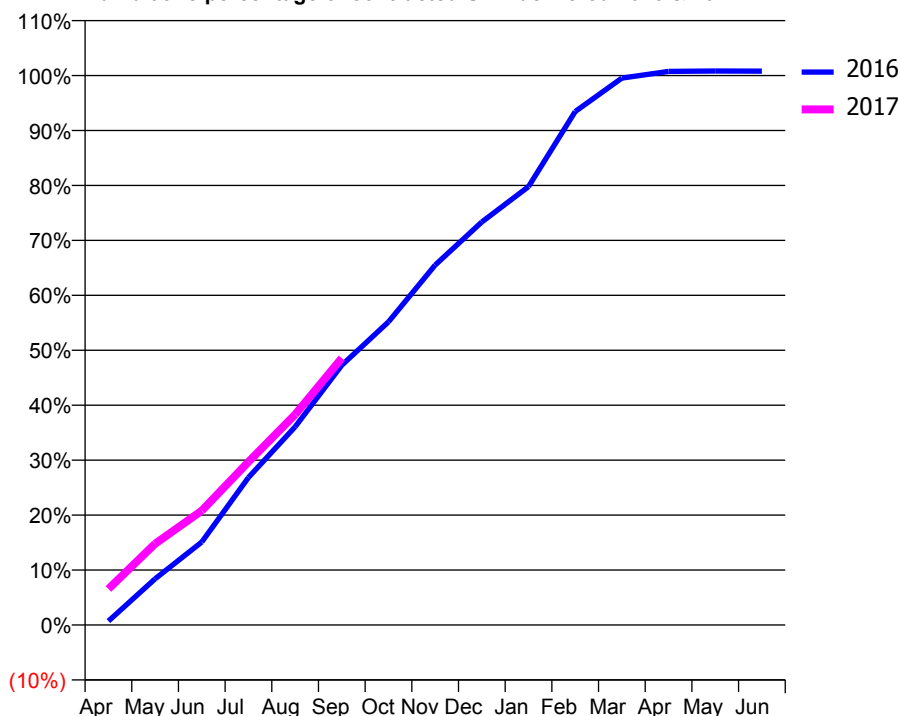
ACCESS*

Patients seen in 24 months	Total	Change since previous quarter
Quarter ending September 2015	5,659	
Quarter ending December 2015	5,563	↓
Quarter ending March 2016	5,417	↓
Quarter ending June 2016	5,429	→
Quarter ending September 2016	5,413	→
Variance since September 2015	(4.3%)	↓



ACTIVITY

Cumulative percentage of contracted UDA delivered 2016 & 2017



Month	Adjusted Scheduled Activity (UDA)	
	2016	2017
April	69	633
May	812	1,428
June	1,459	2,008
July	2,592	2,866
August	3,483	3,698
September	4,564	4,688
October	5,327	
November	6,323	
December	7,080	
January	7,701	
February	9,020	
March	9,609	
April	9,726	
May	9,734	
June	9,730	

QUALITY

	Quantity	Base Number	Contract	AT	Region	England
% of FP17s for the same patient ID Re-attending within 3 months - Children	41	780	5.3%	9.9%	11.8%	12.4%
% of FP17s for the same patient ID Re-attending within 3 months - Adults	130	1,718	7.6%	16.0%	17.1%	16.7%
% of FP17s for the same patient ID Re-attending between 3 & 9 months - Children	274	780	35.1%	45.4%	45.8%	57.4%
% of FP17s for the same patient ID Re-attending between 3 & 9 months - Adults	668	1,718	38.9%	37.0%	37.6%	50.5%
% of FP17s for Band 1 Urgent Courses	220	2,438	9.0%	11.0%	10.6%	9.1%
% of FP17s Relating to Free Repair or Replacements	4	2,438	0.2%	0.6%	0.6%	0.8%
% of FP17s Relating to Continuations	2	2,438	0.1%	0.7%	0.9%	1.3%
% of Patients satisfied with the dentistry they have received	6	6	N/A	90.9%	90.2%	93.2%
% of Patients satisfied with the time they had to wait for an appointment	3	6	N/A	83.8%	83.8%	89.0%

* This is based on patients treated on this contract for their most recent course of treatment. Figures in italics indicate the base number of FP17s or Patient Questionnaire responses are less than 100. N/A is shown where the base number of responses is less than 10 during the period. % is calculated as Quantity/Base number*100

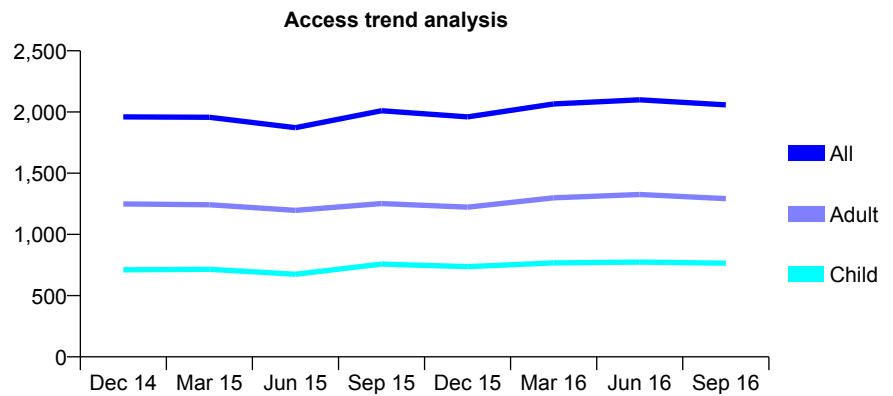
Q62 - Vital Signs At a Glance Contract Report for 967548/0001 - September 2016

Name or company name	Mr Ali J Abulhab
Contract type name	GDS Contract
Purpose of contract	General
Contract start date	01/12/2008
Contract end date	

16/17 Contracted general activity (UDA)	5,500
Carry forward general activity (UDA)	0
16/17 Contracted orthodontic activity (UOA)	0
Carry forward orthodontic activity (UOA)	0
Baseline contract value	£136,088.80

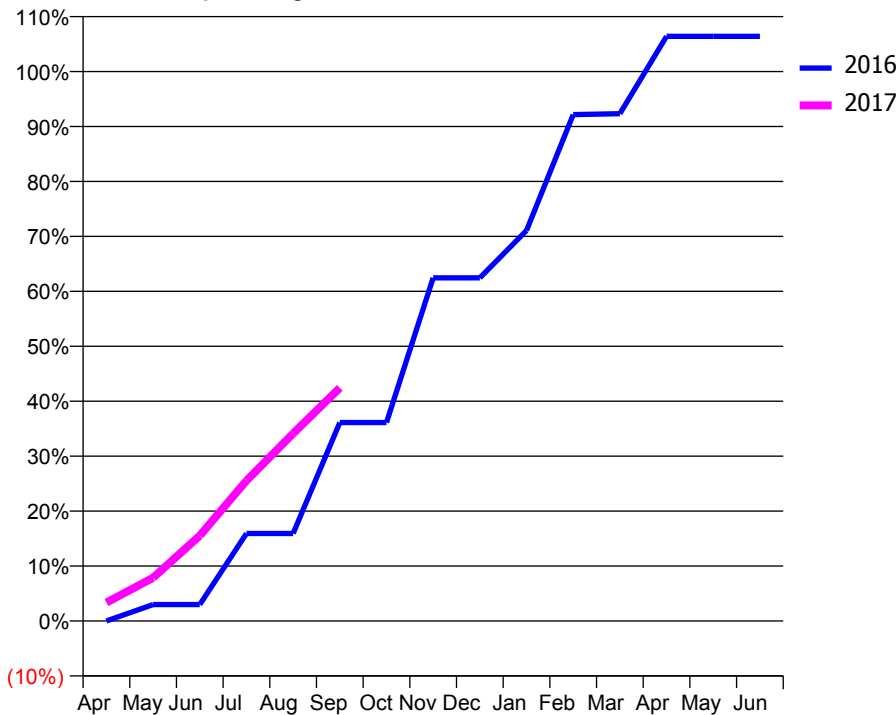
ACCESS*

Patients seen in 24 months	Total	Change since previous quarter
Quarter ending September 2015	2,010	
Quarter ending December 2015	1,960	↓
Quarter ending March 2016	2,066	↑
Quarter ending June 2016	2,100	→
Quarter ending September 2016	2,058	↓
Variance since September 2015	2.4%	↑



ACTIVITY

Cumulative percentage of contracted UDA delivered 2016 & 2017



Month	Adjusted Scheduled Activity (UDA)	
	2016	2017
April	0	185
May	100	433
June	100	855
July	528	1,404
August	528	1,877
September	1,198	2,333
October	1,198	
November	2,071	
December	2,071	
January	2,357	
February	3,056	
March	3,061	
April	3,528	
May	3,528	
June	3,528	

QUALITY

	Quantity	Base Number	Contract	AT	Region	England
% of FP17s for the same patient ID Re-attending within 3 months - Children	17	419	4.1%	9.9%	11.8%	12.4%
% of FP17s for the same patient ID Re-attending within 3 months - Adults	58	655	8.9%	16.0%	17.1%	16.7%
% of FP17s for the same patient ID Re-attending between 3 & 9 months - Children	114	419	27.2%	45.4%	45.8%	57.4%
% of FP17s for the same patient ID Re-attending between 3 & 9 months - Adults	136	655	20.8%	37.0%	37.6%	50.5%
% of FP17s for Band 1 Urgent Courses	31	864	3.6%	11.0%	10.6%	9.1%
% of FP17s Relating to Free Repair or Replacements	2	864	0.2%	0.6%	0.6%	0.8%
% of FP17s Relating to Continuations	5	864	0.6%	0.7%	0.9%	1.3%
% of Patients satisfied with the dentistry they have received	0	0	N/A	90.9%	90.2%	93.2%
% of Patients satisfied with the time they had to wait for an appointment	0	0	N/A	83.8%	83.8%	89.0%

* This is based on patients treated on this contract for their most recent course of treatment. Figures in italics indicate the base number of FP17s or Patient Questionnaire responses are less than 100. N/A is shown where the base number of responses is less than 10 during the period. % is calculated as Quantity/Base number*100

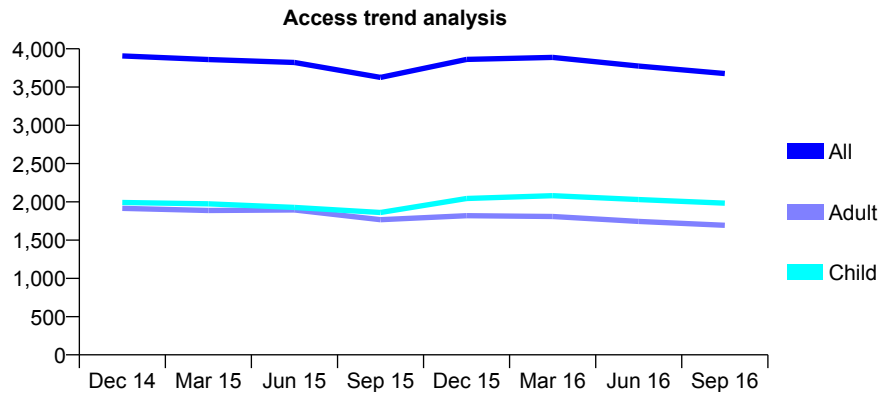
Q62 - Vital Signs At a Glance Contract Report for 979414/0003 - September 2016

Name or company name	MR SS GHALLEY
Contract type name	GDS Contract
Purpose of contract	General
Contract start date	01/04/2006
Contract end date	

16/17 Contracted general activity (UDA)	13,002
Carry forward general activity (UDA)	29
16/17 Contracted orthodontic activity (UOA)	0
Carry forward orthodontic activity (UOA)	0
Baseline contract value	£406,524.84

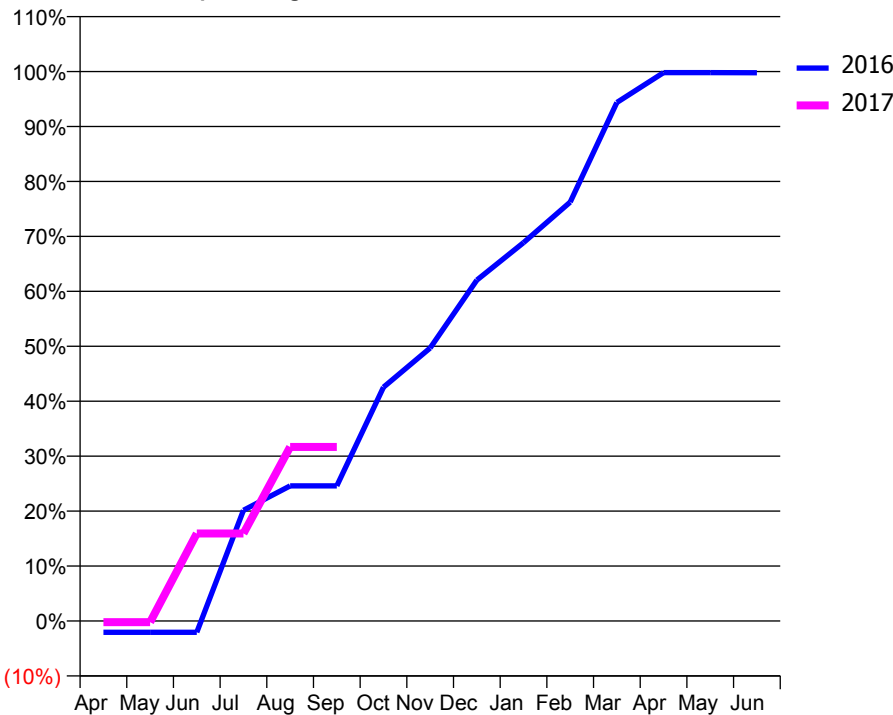
ACCESS*

Patients seen in 24 months	Total	Change since previous quarter
Quarter ending September 2015	3,627	
Quarter ending December 2015	3,862	↑
Quarter ending March 2016	3,888	→
Quarter ending June 2016	3,774	↓
Quarter ending September 2016	3,676	↓
Variance since September 2015	1.4%	→



ACTIVITY

Cumulative percentage of contracted UDA delivered 2016 & 2017



Month	Adjusted Scheduled Activity (UDA)	
	2016	2017
April	-270	-29
May	-270	-29
June	-270	2,072
July	2,622	2,072
August	3,197	4,119
September	3,197	4,119
October	5,532	
November	6,459	
December	8,066	
January	8,953	
February	9,912	
March	12,269	
April	12,974	
May	12,974	
June	12,973	

QUALITY

	Quantity	Base Number	Contract	AT	Region	England
% of FP17s for the same patient ID Re-attending within 3 months - Children	57	933	6.1%	9.9%	11.8%	12.4%
% of FP17s for the same patient ID Re-attending within 3 months - Adults	73	668	10.9%	16.0%	17.1%	16.7%
% of FP17s for the same patient ID Re-attending between 3 & 9 months - Children	448	933	48.0%	45.4%	45.8%	57.4%
% of FP17s for the same patient ID Re-attending between 3 & 9 months - Adults	313	668	46.9%	37.0%	37.6%	50.5%
% of FP17s for Band 1 Urgent Courses	82	1,416	5.8%	11.0%	10.6%	9.1%
% of FP17s Relating to Free Repair or Replacements	1	1,416	0.1%	0.6%	0.6%	0.8%
% of FP17s Relating to Continuations	9	1,416	0.6%	0.7%	0.9%	1.3%
% of Patients satisfied with the dentistry they have received	1	1	N/A	90.9%	90.2%	93.2%
% of Patients satisfied with the time they had to wait for an appointment	1	1	N/A	83.8%	83.8%	89.0%

* This is based on patients treated on this contract for their most recent course of treatment. Figures in italics indicate the base number of FP17s or Patient Questionnaire responses are less than 100. N/A is shown where the base number of responses is less than 10 during the period. % is calculated as Quantity/Base number*100

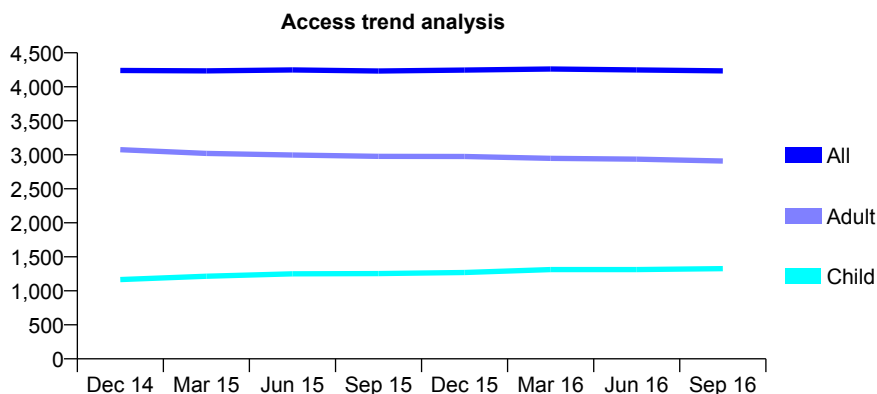
Q62 - Vital Signs At a Glance Contract Report for 979414/0005 - September 2016

Name or company name	BS Chawla and SS Ghalley
Contract type name	GDS Contract
Purpose of contract	General
Contract start date	01/05/2009
Contract end date	

16/17 Contracted general activity (UDA)	12,820
Carry forward general activity (UDA)	310
16/17 Contracted orthodontic activity (UOA)	0
Carry forward orthodontic activity (UOA)	0
Baseline contract value	£329,759.74

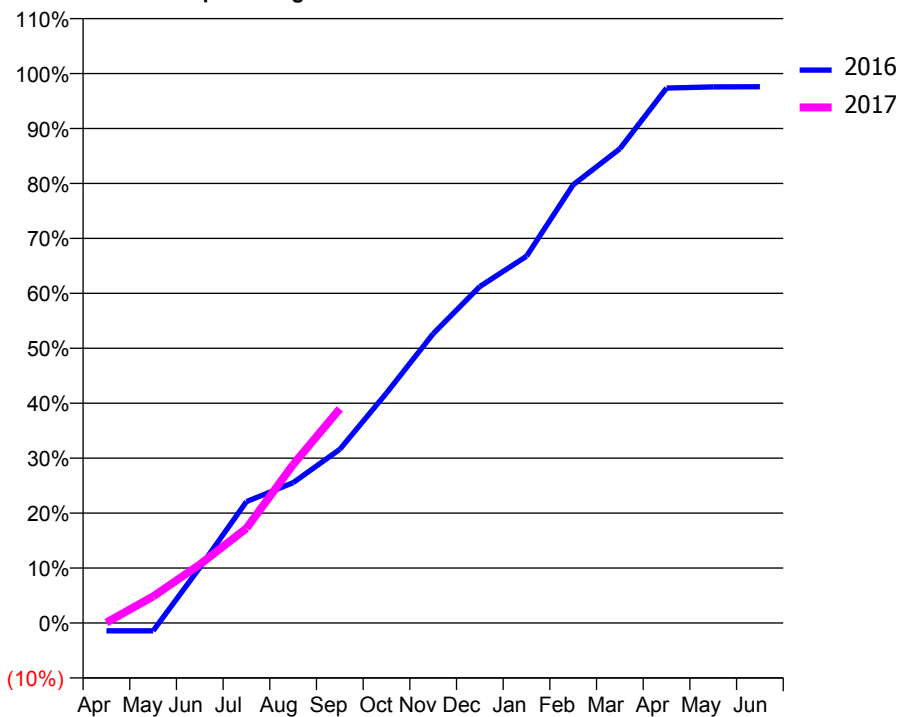
ACCESS*

Patients seen in 24 months	Total	Change since previous quarter
Quarter ending September 2015	4,232	
Quarter ending December 2015	4,246	→
Quarter ending March 2016	4,261	→
Quarter ending June 2016	4,249	→
Quarter ending September 2016	4,234	→
Variance since September 2015	0.0%	→



ACTIVITY

Cumulative percentage of contracted UDA delivered 2016 & 2017



Month	Adjusted Scheduled Activity (UDA)	
	2016	2017
April	-186	12
May	-186	619
June	1,291	1,363
July	2,832	2,211
August	3,275	3,697
September	4,053	4,997
October	5,364	
November	6,748	
December	7,849	
January	8,558	
February	10,225	
March	11,063	
April	12,479	
May	12,507	
June	12,510	

QUALITY

	Quantity	Base Number	Contract	AT	Region	England
% of FP17s for the same patient ID Re-attending within 3 months - Children	77	969	7.9%	9.9%	11.8%	12.4%
% of FP17s for the same patient ID Re-attending within 3 months - Adults	257	1,648	15.6%	16.0%	17.1%	16.7%
% of FP17s for the same patient ID Re-attending between 3 & 9 months - Children	525	969	54.2%	45.4%	45.8%	57.4%
% of FP17s for the same patient ID Re-attending between 3 & 9 months - Adults	452	1,648	27.4%	37.0%	37.6%	50.5%
% of FP17s for Band 1 Urgent Courses	155	2,211	7.0%	11.0%	10.6%	9.1%
% of FP17s Relating to Free Repair or Replacements	26	2,211	1.2%	0.6%	0.6%	0.8%
% of FP17s Relating to Continuations	37	2,211	1.7%	0.7%	0.9%	1.3%
% of Patients satisfied with the dentistry they have received	4	4	N/A	90.9%	90.2%	93.2%
% of Patients satisfied with the time they had to wait for an appointment	4	4	N/A	83.8%	83.8%	89.0%

* This is based on patients treated on this contract for their most recent course of treatment. Figures in italics indicate the base number of FP17s or Patient Questionnaire responses are less than 100. N/A is shown where the base number of responses is less than 10 during the period. % is calculated as Quantity/Base number*100

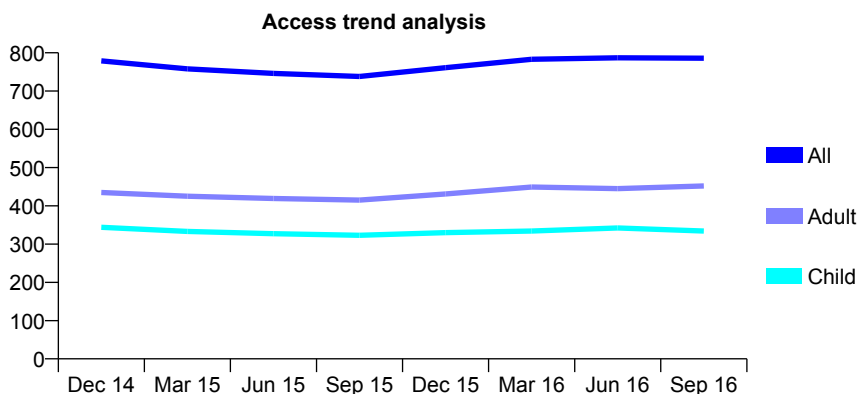
Q62 - Vital Signs At a Glance Contract Report for 982849/0001 - September 2016

Name or company name	MR RJ O'MALLEY
Contract type name	GDS Contract
Purpose of contract	General
Contract start date	01/04/2006
Contract end date	

16/17 Contracted general activity (UDA)	1,355
Carry forward general activity (UDA)	0
16/17 Contracted orthodontic activity (UOA)	0
Carry forward orthodontic activity (UOA)	0
Baseline contract value	£36,220.17

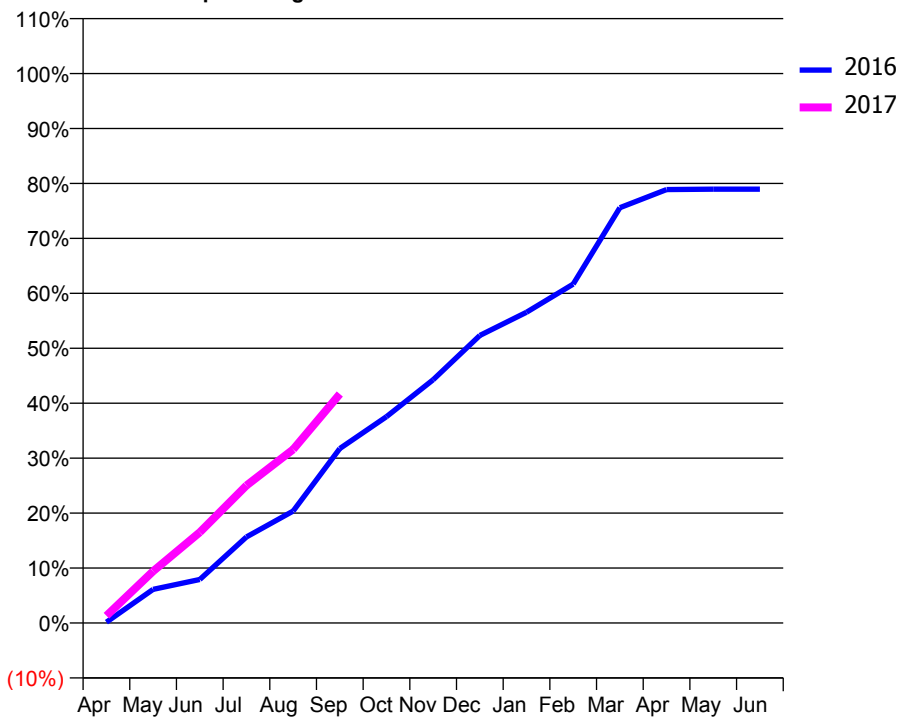
ACCESS*

Patients seen in 24 months	Total	Change since previous quarter
Quarter ending September 2015	738	
Quarter ending December 2015	761	↑
Quarter ending March 2016	783	↑
Quarter ending June 2016	787	→
Quarter ending September 2016	786	→
Variance since September 2015	6.5%	↑



ACTIVITY

Cumulative percentage of contracted UDA delivered 2016 & 2017



Month	Adjusted Scheduled Activity (UDA)	
	2016	2017
April	2	18
May	83	128
June	107	224
July	212	339
August	276	428
September	430	565
October	509	
November	600	
December	709	
January	766	
February	836	
March	1,024	
April	1,069	
May	1,070	
June	1,070	

QUALITY

	Quantity	Base Number	Contract	AT	Region	England
% of FP17s for the same patient ID Re-attending within 3 months - Children	8	152	5.3%	9.9%	11.8%	12.4%
% of FP17s for the same patient ID Re-attending within 3 months - Adults	24	207	11.6%	16.0%	17.1%	16.7%
% of FP17s for the same patient ID Re-attending between 3 & 9 months - Children	39	152	25.7%	45.4%	45.8%	57.4%
% of FP17s for the same patient ID Re-attending between 3 & 9 months - Adults	46	207	22.2%	37.0%	37.6%	50.5%
% of FP17s for Band 1 Urgent Courses	34	333	10.2%	11.0%	10.6%	9.1%
% of FP17s Relating to Free Repair or Replacements	1	333	0.3%	0.6%	0.6%	0.8%
% of FP17s Relating to Continuations	3	333	0.9%	0.7%	0.9%	1.3%
% of Patients satisfied with the dentistry they have received	1	1	N/A	90.9%	90.2%	93.2%
% of Patients satisfied with the time they had to wait for an appointment	1	1	N/A	83.8%	83.8%	89.0%

* This is based on patients treated on this contract for their most recent course of treatment. Figures in italics indicate the base number of FP17s or Patient Questionnaire responses are less than 100. N/A is shown where the base number of responses is less than 10 during the period. % is calculated as Quantity/Base number*100

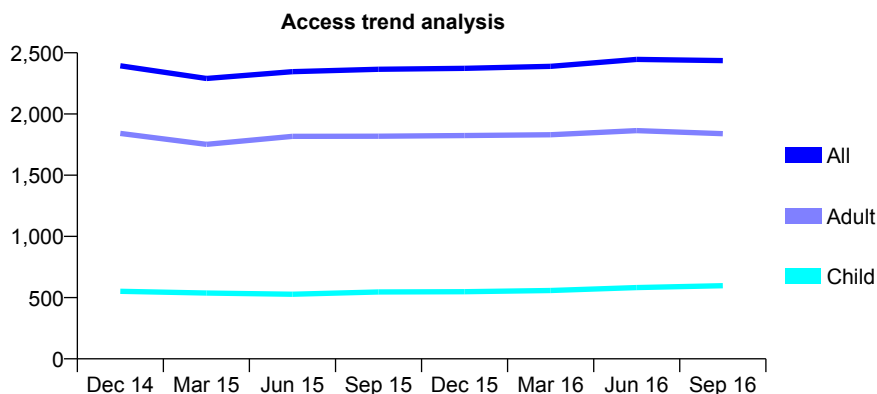
Q62 - Vital Signs At a Glance Contract Report for 998214/0001 - September 2016

Name or company name	MR DS KOONER
Contract type name	GDS Contract
Purpose of contract	General
Contract start date	01/04/2006
Contract end date	

16/17 Contracted general activity (UDA)	7,767
Carry forward general activity (UDA)	65
16/17 Contracted orthodontic activity (UOA)	0
Carry forward orthodontic activity (UOA)	0
Baseline contract value	£217,749.99

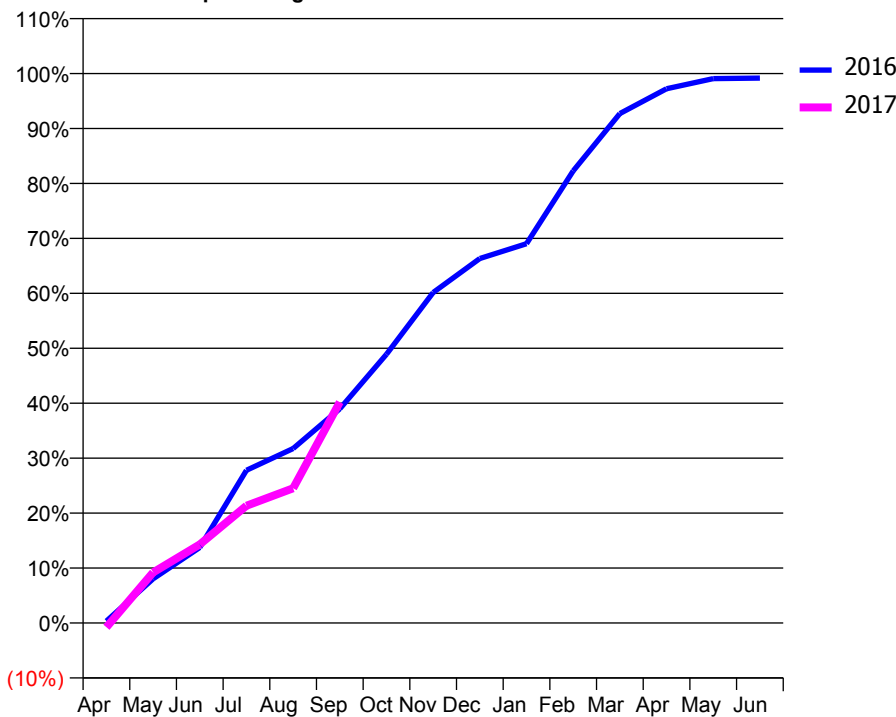
ACCESS*

Patients seen in 24 months	Total	Change since previous quarter
Quarter ending September 2015	2,365	
Quarter ending December 2015	2,373	→
Quarter ending March 2016	2,389	→
Quarter ending June 2016	2,446	↑
Quarter ending September 2016	2,436	→
Variance since September 2015	3.0%	↑



ACTIVITY

Cumulative percentage of contracted UDA delivered 2016 & 2017



Adjusted Scheduled Activity (UDA)

Month	2016	2017
April	27	-62
May	624	715
June	1,068	1,111
July	2,159	1,658
August	2,467	1,904
September	3,028	3,123
October	3,798	
November	4,672	
December	5,152	
January	5,361	
February	6,391	
March	7,201	
April	7,552	
May	7,695	
June	7,702	

QUALITY

	Quantity	Base Number	Contract	AT	Region	England
% of FP17s for the same patient ID Re-attending within 3 months - Children	19	333	5.7%	9.9%	11.8%	12.4%
% of FP17s for the same patient ID Re-attending within 3 months - Adults	120	822	14.6%	16.0%	17.1%	16.7%
% of FP17s for the same patient ID Re-attending between 3 & 9 months - Children	119	333	35.7%	45.4%	45.8%	57.4%
% of FP17s for the same patient ID Re-attending between 3 & 9 months - Adults	180	822	21.9%	37.0%	37.6%	50.5%
% of FP17s for Band 1 Urgent Courses	165	991	16.6%	11.0%	10.6%	9.1%
% of FP17s Relating to Free Repair or Replacements	2	991	0.2%	0.6%	0.6%	0.8%
% of FP17s Relating to Continuations	7	991	0.7%	0.7%	0.9%	1.3%
% of Patients satisfied with the dentistry they have received	2	2	N/A	90.9%	90.2%	93.2%
% of Patients satisfied with the time they had to wait for an appointment	2	2	N/A	83.8%	83.8%	89.0%

* This is based on patients treated on this contract for their most recent course of treatment. Figures in italics indicate the base number of FP17s or Patient Questionnaire responses are less than 100. N/A is shown where the base number of responses is less than 10 during the period. % is calculated as Quantity/Base number*100

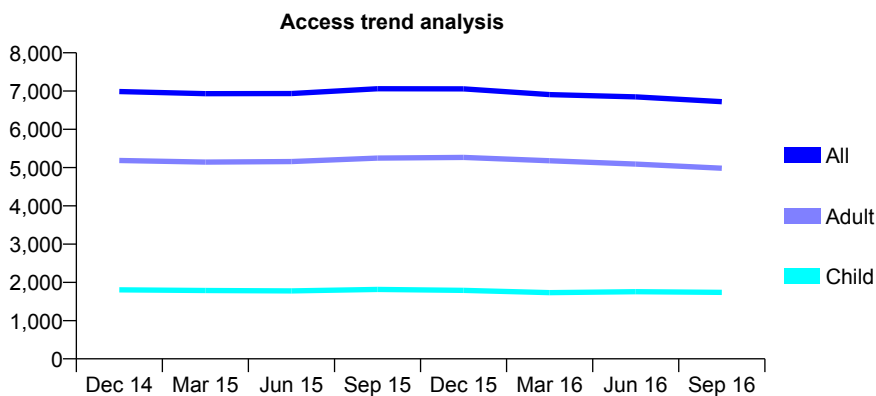
Q62 - Vital Signs At a Glance Contract Report for 998214/0002 - September 2016

Name or company name	MR DS KOONER
Contract type name	GDS Contract
Purpose of contract	General
Contract start date	01/04/2006
Contract end date	

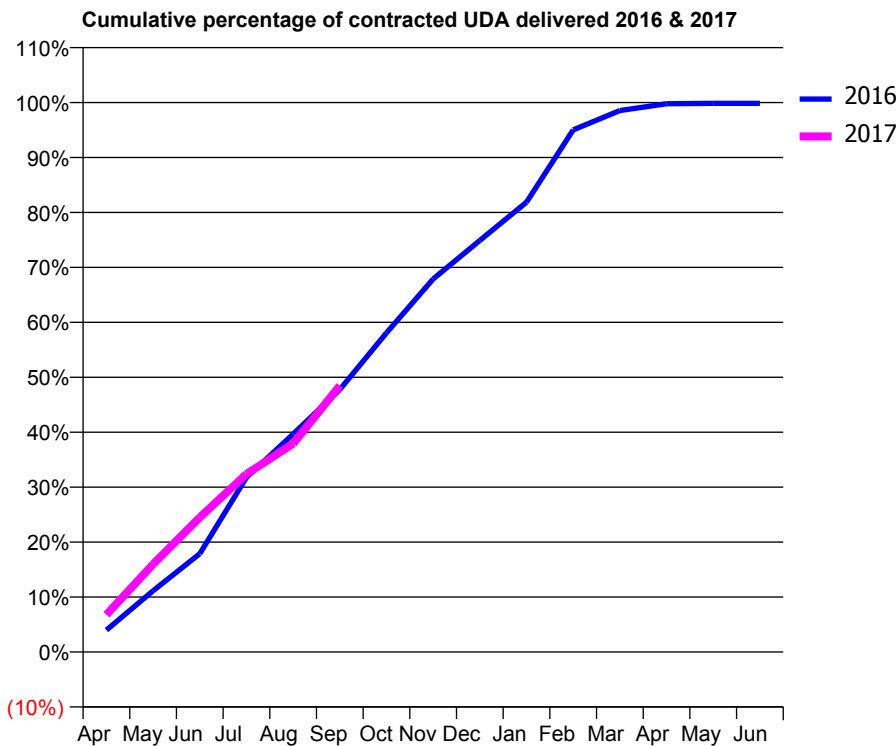
16/17 Contracted general activity (UDA)	16,231
Carry forward general activity (UDA)	-275
16/17 Contracted orthodontic activity (UOA)	0
Carry forward orthodontic activity (UOA)	0
Baseline contract value	£531,197.90

ACCESS*

Patients seen in 24 months	Total	Change since previous quarter
Quarter ending September 2015	7,062	
Quarter ending December 2015	7,058	→
Quarter ending March 2016	6,907	↓
Quarter ending June 2016	6,848	→
Quarter ending September 2016	6,721	↓
Variance since September 2015	(4.8%)	↓



ACTIVITY



Month	Adjusted Scheduled Activity (UDA)	
	2016	2017
April	647	1,105
May	1,811	2,595
June	2,906	3,978
July	5,158	5,258
August	6,436	6,153
September	7,752	7,867
October	9,429	
November	11,019	
December	12,158	
January	13,288	
February	15,421	
March	15,994	
April	16,192	
May	16,206	
June	16,206	

QUALITY

	Quantity	Base Number	Contract	AT	Region	England
% of FP17s for the same patient ID Re-attending within 3 months - Children	50	874	5.7%	9.9%	11.8%	12.4%
% of FP17s for the same patient ID Re-attending within 3 months - Adults	340	2,321	14.6%	16.0%	17.1%	16.7%
% of FP17s for the same patient ID Re-attending between 3 & 9 months - Children	337	874	38.6%	45.4%	45.8%	57.4%
% of FP17s for the same patient ID Re-attending between 3 & 9 months - Adults	750	2,321	32.3%	37.0%	37.6%	50.5%
% of FP17s for Band 1 Urgent Courses	249	2,688	9.3%	11.0%	10.6%	9.1%
% of FP17s Relating to Free Repair or Replacements	24	2,688	0.9%	0.6%	0.6%	0.8%
% of FP17s Relating to Continuations	37	2,688	1.4%	0.7%	0.9%	1.3%
% of Patients satisfied with the dentistry they have received	7	8	N/A	90.9%	90.2%	93.2%
% of Patients satisfied with the time they had to wait for an appointment	7	8	N/A	83.8%	83.8%	89.0%

* This is based on patients treated on this contract for their most recent course of treatment. Figures in italics indicate the base number of FP17s or Patient Questionnaire responses are less than 100. N/A is shown where the base number of responses is less than 10 during the period. % is calculated as Quantity/Base number*100

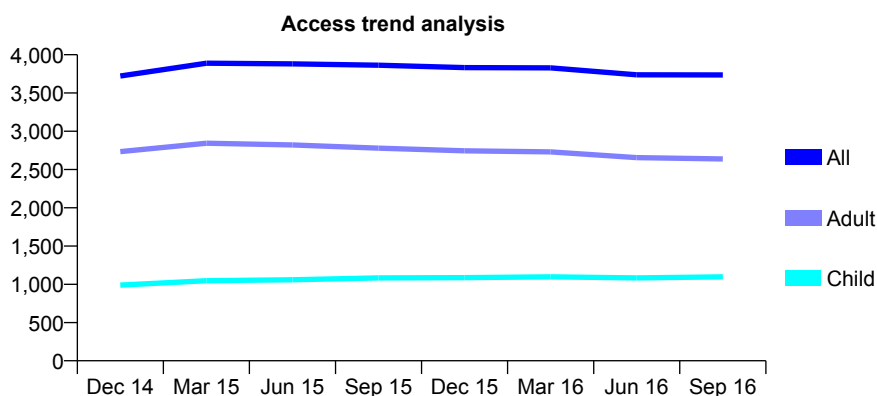
Q63 - Vital Signs At a Glance Contract Report for 101281/0107 - September 2016

Name or company name	OASIS DENTAL CARE LTD
Contract type name	GDS Contract
Purpose of contract	General
Contract start date	01/04/2006
Contract end date	

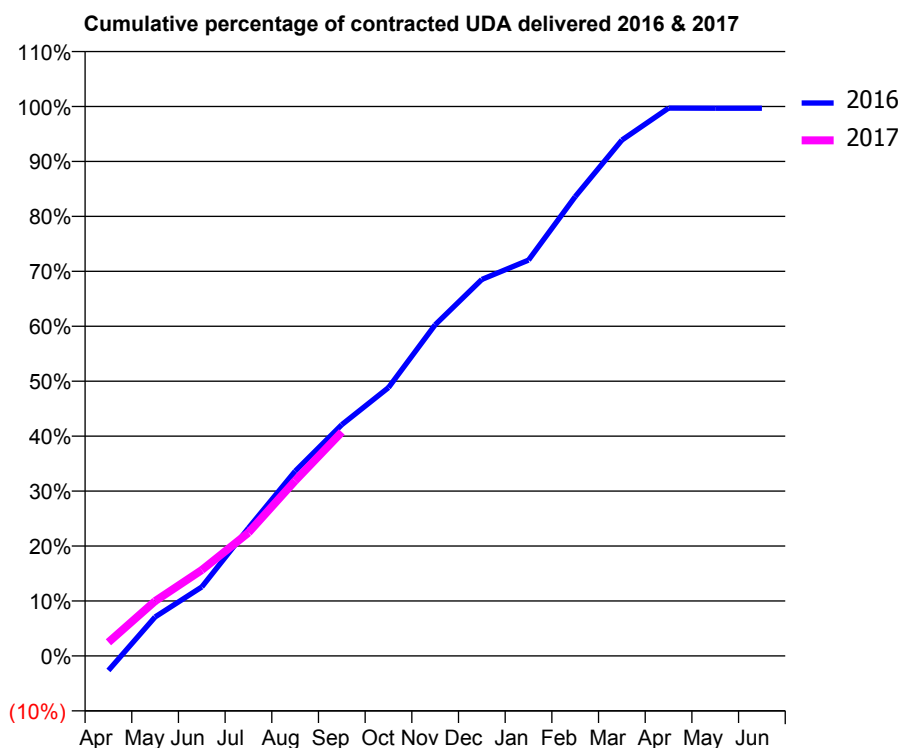
16/17 Contracted general activity (UDA)	9,000
Carry forward general activity (UDA)	0
16/17 Contracted orthodontic activity (UOA)	0
Carry forward orthodontic activity (UOA)	0
Baseline contract value	£228,975.60

ACCESS*

Patients seen in 24 months	Total	Change since previous quarter
Quarter ending September 2015	3,863	
Quarter ending December 2015	3,831	→
Quarter ending March 2016	3,828	→
Quarter ending June 2016	3,738	↓
Quarter ending September 2016	3,736	→
Variance since September 2015	(3.3%)	↓



ACTIVITY



Month	Adjusted Scheduled Activity (UDA)	
	2016	2017
April	-240	223
May	639	899
June	1,129	1,408
July	2,095	2,019
August	3,027	2,868
September	3,789	3,668
October	4,395	
November	5,425	
December	6,167	
January	6,483	
February	7,523	
March	8,449	
April	8,974	
May	8,971	
June	8,971	

QUALITY

	Quantity	Base Number	Contract	AT	Region	England
% of FP17s for the same patient ID Re-attending within 3 months - Children	31	791	3.9%	10.4%	11.8%	12.4%
% of FP17s for the same patient ID Re-attending within 3 months - Adults	149	1,437	10.4%	15.9%	17.1%	16.7%
% of FP17s for the same patient ID Re-attending between 3 & 9 months - Children	495	791	62.6%	47.1%	45.8%	57.4%
% of FP17s for the same patient ID Re-attending between 3 & 9 months - Adults	701	1,437	48.8%	37.7%	37.6%	50.5%
% of FP17s for Band 1 Urgent Courses	122	1,971	6.2%	10.1%	10.6%	9.1%
% of FP17s Relating to Free Repair or Replacements	15	1,971	0.8%	0.6%	0.6%	0.8%
% of FP17s Relating to Continuations	3	1,971	0.2%	1.1%	0.9%	1.3%
% of Patients satisfied with the dentistry they have received	0	0	N/A	90.5%	90.2%	93.2%
% of Patients satisfied with the time they had to wait for an appointment	0	0	N/A	85.8%	83.8%	89.0%

* This is based on patients treated on this contract for their most recent course of treatment. Figures in italics indicate the base number of FP17s or Patient Questionnaire responses are less than 100. N/A is shown where the base number of responses is less than 10 during the period. % is calculated as Quantity/Base number*100

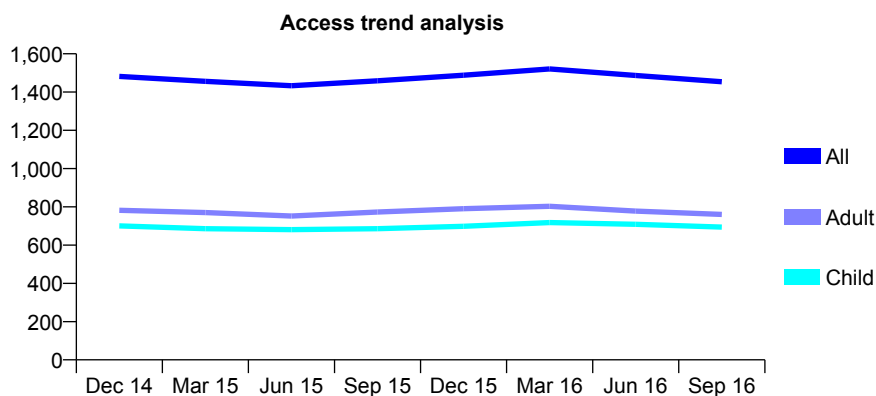
Q63 - Vital Signs At a Glance Contract Report for 101281/0142 - September 2016

Name or company name	OASIS DENTAL CARE LTD
Contract type name	GDS Contract
Purpose of contract	General
Contract start date	01/04/2006
Contract end date	

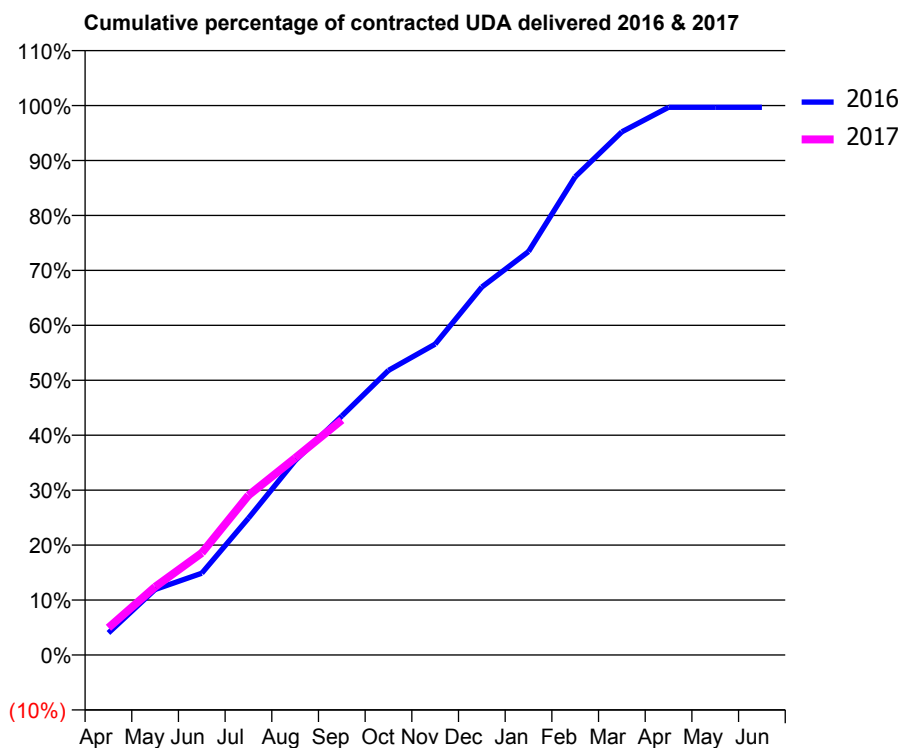
16/17 Contracted general activity (UDA)	2,919
Carry forward general activity (UDA)	10
16/17 Contracted orthodontic activity (UOA)	0
Carry forward orthodontic activity (UOA)	0
Baseline contract value	£75,103.60

ACCESS*

Patients seen in 24 months	Total	Change since previous quarter
Quarter ending September 2015	1,459	
Quarter ending December 2015	1,488	→
Quarter ending March 2016	1,521	↑
Quarter ending June 2016	1,487	↓
Quarter ending September 2016	1,454	↓
Variance since September 2015	(0.3%)	→



ACTIVITY



Month	Adjusted Scheduled Activity (UDA)	
	2016	2017
April	117	145
May	348	362
June	435	542
July	727	848
August	1,032	1,046
September	1,270	1,249
October	1,512	
November	1,651	
December	1,954	
January	2,143	
February	2,540	
March	2,779	
April	2,909	
May	2,909	
June	2,909	

QUALITY

	Quantity	Base Number	Contract	AT	Region	England
% of FP17s for the same patient ID Re-attending within 3 months - Children	19	443	4.3%	10.4%	11.8%	12.4%
% of FP17s for the same patient ID Re-attending within 3 months - Adults	57	416	13.7%	15.9%	17.1%	16.7%
% of FP17s for the same patient ID Re-attending between 3 & 9 months - Children	208	443	47.0%	47.1%	45.8%	57.4%
% of FP17s for the same patient ID Re-attending between 3 & 9 months - Adults	168	416	40.4%	37.7%	37.6%	50.5%
% of FP17s for Band 1 Urgent Courses	39	786	5.0%	10.1%	10.6%	9.1%
% of FP17s Relating to Free Repair or Replacements	0	786	0.0%	0.6%	0.6%	0.8%
% of FP17s Relating to Continuations	16	786	2.0%	1.1%	0.9%	1.3%
% of Patients satisfied with the dentistry they have received	0	0	N/A	90.5%	90.2%	93.2%
% of Patients satisfied with the time they had to wait for an appointment	0	0	N/A	85.8%	83.8%	89.0%

* This is based on patients treated on this contract for their most recent course of treatment. Figures in italics indicate the base number of FP17s or Patient Questionnaire responses are less than 100. N/A is shown where the base number of responses is less than 10 during the period. % is calculated as Quantity/Base number*100

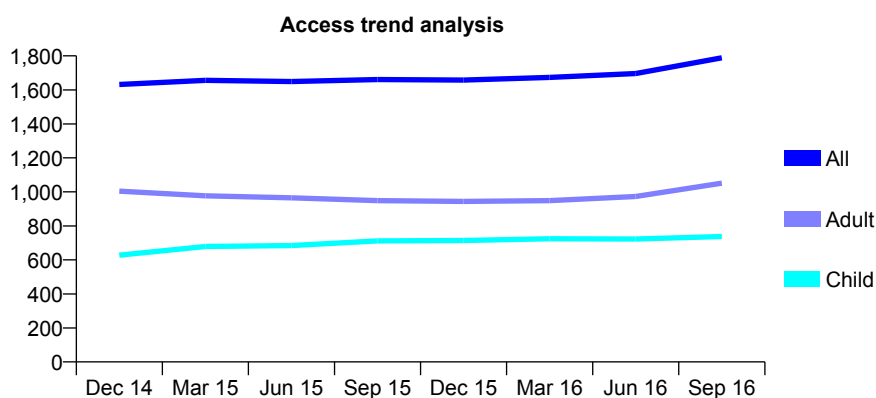
Q63 - Vital Signs At a Glance Contract Report for 101281/0148 - September 2016

Name or company name	OASIS DENTAL CARE LTD
Contract type name	GDS Contract
Purpose of contract	General
Contract start date	01/04/2006
Contract end date	

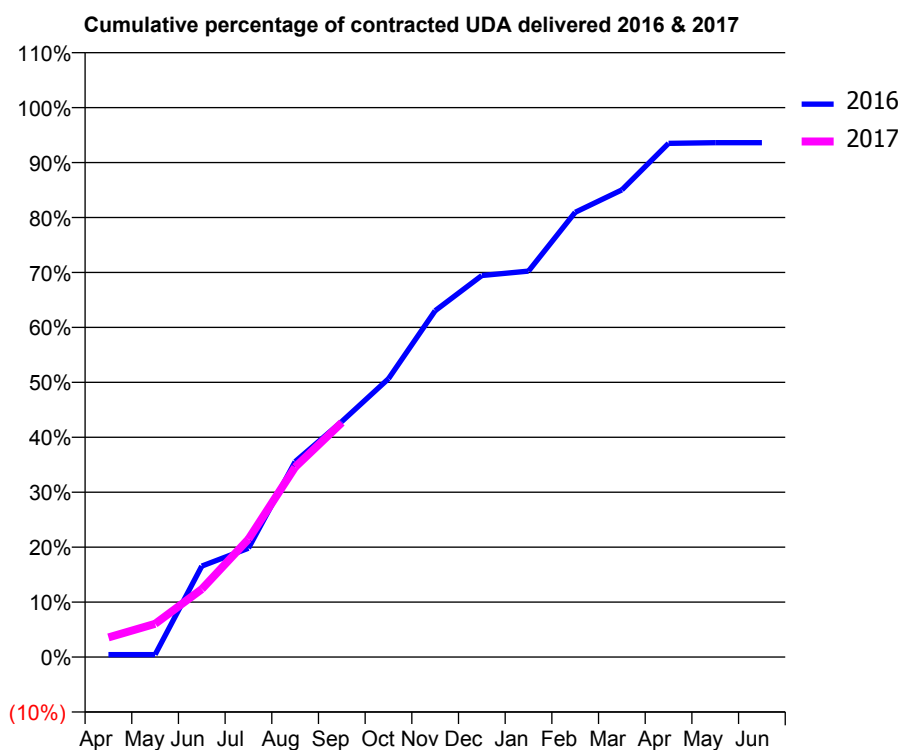
16/17 Contracted general activity (UDA)	4,000
Carry forward general activity (UDA)	0
16/17 Contracted orthodontic activity (UOA)	0
Carry forward orthodontic activity (UOA)	0
Baseline contract value	£104,232.20

ACCESS*

Patients seen in 24 months	Total	Change since previous quarter
Quarter ending September 2015	1,661	
Quarter ending December 2015	1,658	→
Quarter ending March 2016	1,673	→
Quarter ending June 2016	1,696	→
Quarter ending September 2016	1,789	↑
Variance since September 2015	7.7%	↑



ACTIVITY



Month	Adjusted Scheduled Activity (UDA)	
	2016	2017
April	18	143
May	18	242
June	663	495
July	792	858
August	1,423	1,383
September	1,715	1,707
October	2,026	
November	2,521	
December	2,777	
January	2,810	
February	3,238	
March	3,401	
April	3,739	
May	3,744	
June	3,744	

QUALITY

	Quantity	Base Number	Contract	AT	Region	England
% of FP17s for the same patient ID Re-attending within 3 months - Children	27	538	5.0%	10.4%	11.8%	12.4%
% of FP17s for the same patient ID Re-attending within 3 months - Adults	66	656	10.1%	15.9%	17.1%	16.7%
% of FP17s for the same patient ID Re-attending between 3 & 9 months - Children	296	538	55.0%	47.1%	45.8%	57.4%
% of FP17s for the same patient ID Re-attending between 3 & 9 months - Adults	227	656	34.6%	37.7%	37.6%	50.5%
% of FP17s for Band 1 Urgent Courses	74	995	7.4%	10.1%	10.6%	9.1%
% of FP17s Relating to Free Repair or Replacements	6	995	0.6%	0.6%	0.6%	0.8%
% of FP17s Relating to Continuations	1	995	0.1%	1.1%	0.9%	1.3%
% of Patients satisfied with the dentistry they have received	0	0	N/A	90.5%	90.2%	93.2%
% of Patients satisfied with the time they had to wait for an appointment	0	0	N/A	85.8%	83.8%	89.0%

* This is based on patients treated on this contract for their most recent course of treatment. Figures in italics indicate the base number of FP17s or Patient Questionnaire responses are less than 100. N/A is shown where the base number of responses is less than 10 during the period. % is calculated as Quantity/Base number*100

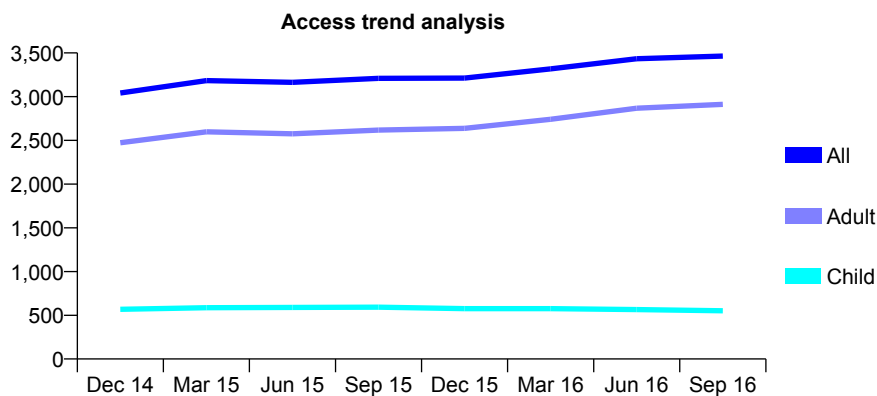
Q63 - Vital Signs At a Glance Contract Report for 101281/0167 - September 2016

Name or company name	OASIS DENTAL CARE LTD
Contract type name	GDS Contract
Purpose of contract	General
Contract start date	01/05/2007
Contract end date	

16/17 Contracted general activity (UDA)	8,500
Carry forward general activity (UDA)	0
16/17 Contracted orthodontic activity (UOA)	0
Carry forward orthodontic activity (UOA)	0
Baseline contract value	£219,588.42

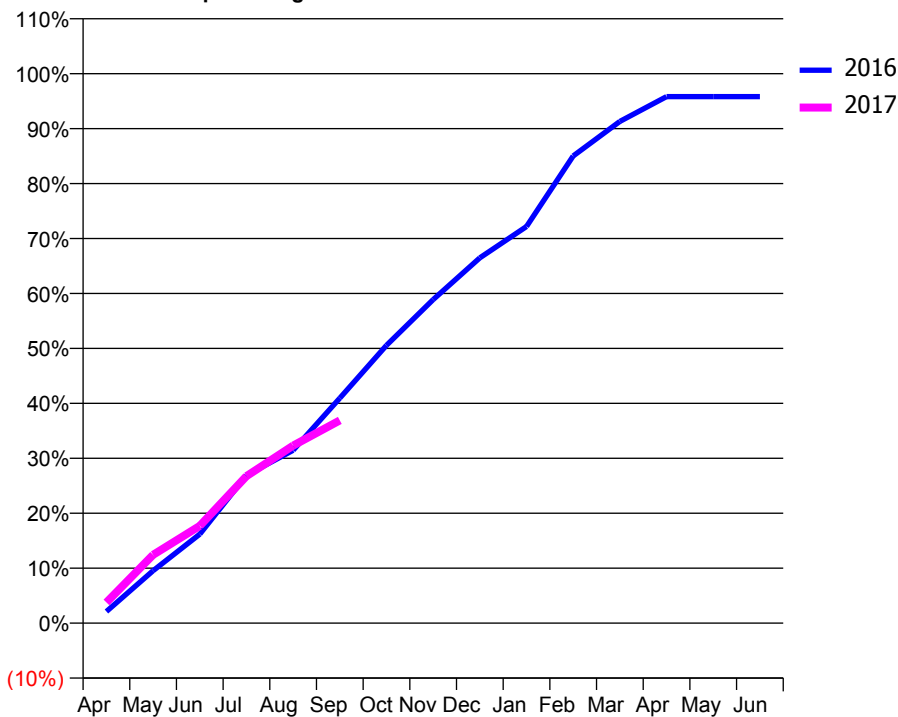
ACCESS*

Patients seen in 24 months	Total	Change since previous quarter
Quarter ending September 2015	3,210	
Quarter ending December 2015	3,213	→
Quarter ending March 2016	3,317	↑
Quarter ending June 2016	3,433	↑
Quarter ending September 2016	3,464	→
Variance since September 2015	7.9%	↑



ACTIVITY

Cumulative percentage of contracted UDA delivered 2016 & 2017



Month	Adjusted Scheduled Activity (UDA)	
	2016	2017
April	180	321
May	811	1,057
June	1,377	1,506
July	2,287	2,274
August	2,675	2,746
September	3,481	3,137
October	4,298	
November	5,005	
December	5,650	
January	6,136	
February	7,226	
March	7,761	
April	8,145	
May	8,145	
June	8,145	

QUALITY

	Quantity	Base Number	Contract	AT	Region	England
% of FP17s for the same patient ID Re-attending within 3 months - Children	29	338	8.6%	10.4%	11.8%	12.4%
% of FP17s for the same patient ID Re-attending within 3 months - Adults	142	1,344	10.6%	15.9%	17.1%	16.7%
% of FP17s for the same patient ID Re-attending between 3 & 9 months - Children	158	338	46.7%	47.1%	45.8%	57.4%
% of FP17s for the same patient ID Re-attending between 3 & 9 months - Adults	386	1,344	28.7%	37.7%	37.6%	50.5%
% of FP17s for Band 1 Urgent Courses	116	1,500	7.7%	10.1%	10.6%	9.1%
% of FP17s Relating to Free Repair or Replacements	3	1,500	0.2%	0.6%	0.6%	0.8%
% of FP17s Relating to Continuations	25	1,500	1.7%	1.1%	0.9%	1.3%
% of Patients satisfied with the dentistry they have received	1	1	N/A	90.5%	90.2%	93.2%
% of Patients satisfied with the time they had to wait for an appointment	1	1	N/A	85.8%	83.8%	89.0%

* This is based on patients treated on this contract for their most recent course of treatment. Figures in italics indicate the base number of FP17s or Patient Questionnaire responses are less than 100. N/A is shown where the base number of responses is less than 10 during the period. % is calculated as Quantity/Base number*100

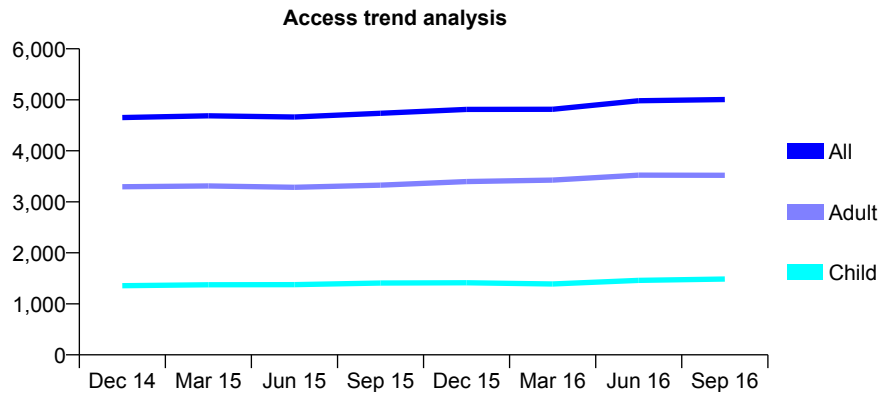
Q63 - Vital Signs At a Glance Contract Report for 101338/0042 - September 2016

Name or company name	Whitecross Dental Care Limited
Contract type name	GDS Contract
Purpose of contract	General
Contract start date	01/04/2006
Contract end date	

16/17 Contracted general activity (UDA)	17,283
Carry forward general activity (UDA)	0
16/17 Contracted orthodontic activity (UOA)	0
Carry forward orthodontic activity (UOA)	0
Baseline contract value	£589,266.81

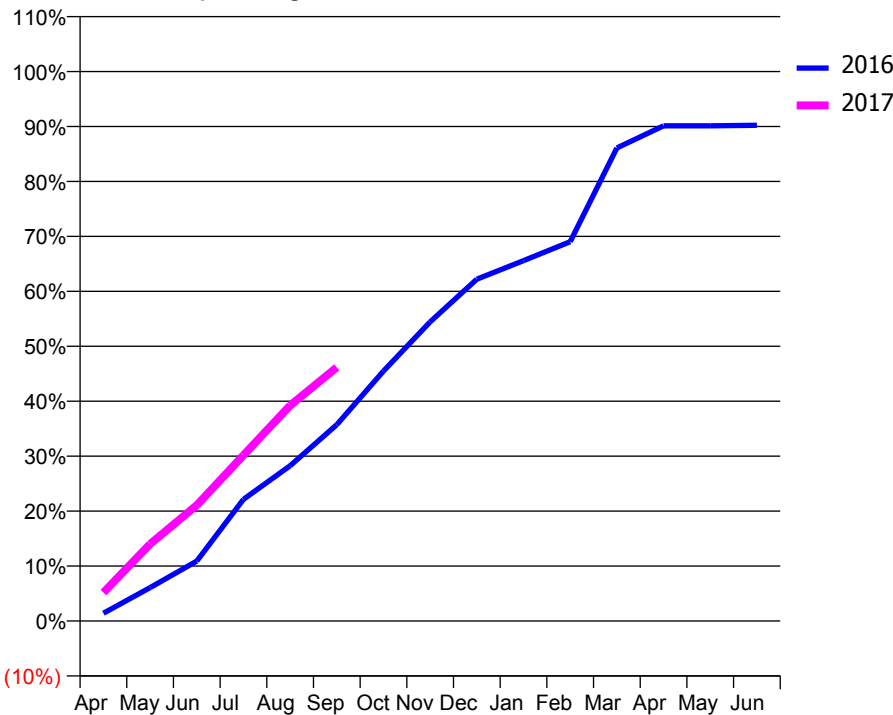
ACCESS*

Patients seen in 24 months	Total	Change since previous quarter
Quarter ending September 2015	4,735	
Quarter ending December 2015	4,812	→
Quarter ending March 2016	4,815	→
Quarter ending June 2016	4,981	↑
Quarter ending September 2016	5,005	→
Variance since September 2015	5.7%	↑



ACTIVITY

Cumulative percentage of contracted UDA delivered 2016 & 2017



Month	Adjusted Scheduled Activity (UDA)	
	2016	2017
April	244	896
May	1,049	2,422
June	1,885	3,643
July	3,826	5,216
August	4,884	6,780
September	6,176	7,978
October	7,862	
November	9,408	
December	10,753	
January	11,335	
February	11,930	
March	14,877	
April	15,573	
May	15,573	
June	15,590	

QUALITY

	Quantity	Base Number	Contract	AT	Region	England
% of FP17s for the same patient ID Re-attending within 3 months - Children	74	825	9.0%	10.4%	11.8%	12.4%
% of FP17s for the same patient ID Re-attending within 3 months - Adults	430	1,939	22.2%	15.9%	17.1%	16.7%
% of FP17s for the same patient ID Re-attending between 3 & 9 months - Children	254	825	30.8%	47.1%	45.8%	57.4%
% of FP17s for the same patient ID Re-attending between 3 & 9 months - Adults	513	1,939	26.5%	37.7%	37.6%	50.5%
% of FP17s for Band 1 Urgent Courses	362	2,522	14.4%	10.1%	10.6%	9.1%
% of FP17s Relating to Free Repair or Replacements	33	2,522	1.3%	0.6%	0.6%	0.8%
% of FP17s Relating to Continuations	61	2,522	2.4%	1.1%	0.9%	1.3%
% of Patients satisfied with the dentistry they have received	1	1	N/A	90.5%	90.2%	93.2%
% of Patients satisfied with the time they had to wait for an appointment	1	1	N/A	85.8%	83.8%	89.0%

* This is based on patients treated on this contract for their most recent course of treatment. Figures in italics indicate the base number of FP17s or Patient Questionnaire responses are less than 100. N/A is shown where the base number of responses is less than 10 during the period. % is calculated as Quantity/Base number*100

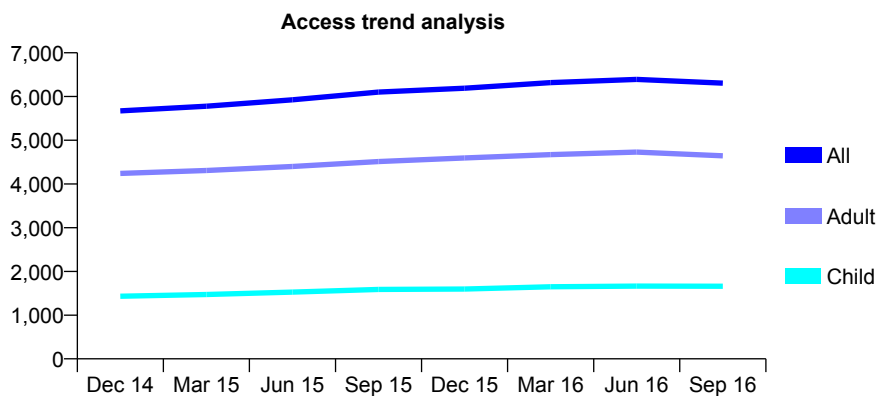
Q63 - Vital Signs At a Glance Contract Report for 101362/0030 - September 2016

Name or company name	Rodericks Dental Limited
Contract type name	GDS Contract
Purpose of contract	General
Contract start date	30/04/2010
Contract end date	

16/17 Contracted general activity (UDA)	16,500
Carry forward general activity (UDA)	582
16/17 Contracted orthodontic activity (UOA)	0
Carry forward orthodontic activity (UOA)	0
Baseline contract value	£435,693.36

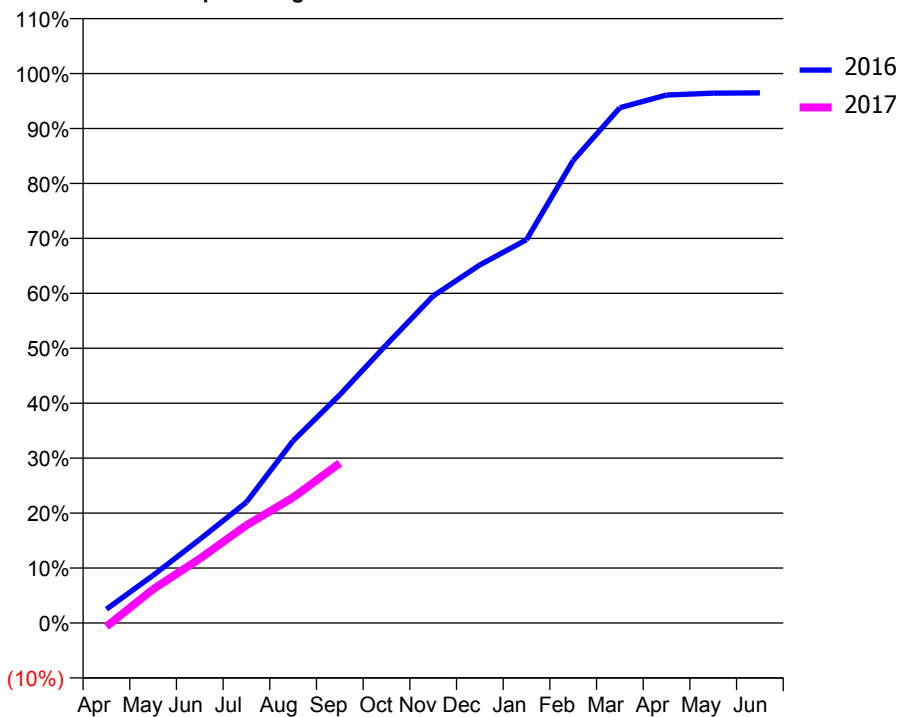
ACCESS*

Patients seen in 24 months	Total	Change since previous quarter
Quarter ending September 2015	6,103	
Quarter ending December 2015	6,190	→
Quarter ending March 2016	6,319	↑
Quarter ending June 2016	6,392	→
Quarter ending September 2016	6,305	↓
Variance since September 2015	3.3%	↑



ACTIVITY

Cumulative percentage of contracted UDA delivered 2016 & 2017



Month	Adjusted Scheduled Activity (UDA)	
	2016	2017
April	413	-109
May	1,431	1,016
June	2,513	1,931
July	3,631	2,937
August	5,473	3,770
September	6,851	4,803
October	8,358	
November	9,821	
December	10,754	
January	11,511	
February	13,890	
March	15,475	
April	15,855	
May	15,910	
June	15,918	

QUALITY

	Quantity	Base Number	Contract	AT	Region	England
% of FP17s for the same patient ID Re-attending within 3 months - Children	78	1,032	7.6%	10.4%	11.8%	12.4%
% of FP17s for the same patient ID Re-attending within 3 months - Adults	360	2,380	15.1%	15.9%	17.1%	16.7%
% of FP17s for the same patient ID Re-attending between 3 & 9 months - Children	542	1,032	52.5%	47.1%	45.8%	57.4%
% of FP17s for the same patient ID Re-attending between 3 & 9 months - Adults	1,041	2,380	43.7%	37.7%	37.6%	50.5%
% of FP17s for Band 1 Urgent Courses	530	3,161	16.8%	10.1%	10.6%	9.1%
% of FP17s Relating to Free Repair or Replacements	22	3,161	0.7%	0.6%	0.6%	0.8%
% of FP17s Relating to Continuations	7	3,161	0.2%	1.1%	0.9%	1.3%
% of Patients satisfied with the dentistry they have received	2	2	N/A	90.5%	90.2%	93.2%
% of Patients satisfied with the time they had to wait for an appointment	1	2	N/A	85.8%	83.8%	89.0%

* This is based on patients treated on this contract for their most recent course of treatment. Figures in italics indicate the base number of FP17s or Patient Questionnaire responses are less than 100. N/A is shown where the base number of responses is less than 10 during the period. % is calculated as Quantity/Base number*100

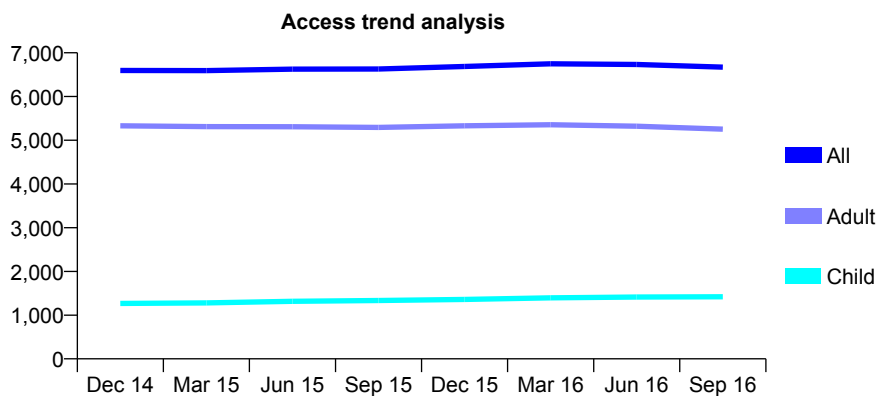
Q63 - Vital Signs At a Glance Contract Report for 101370/0062 - September 2016

Name or company name	Petrie Tucker & Partners Ltd
Contract type name	GDS Contract
Purpose of contract	General
Contract start date	01/04/2006
Contract end date	

16/17 Contracted general activity (UDA)	21,013
Carry forward general activity (UDA)	0
16/17 Contracted orthodontic activity (UOA)	0
Carry forward orthodontic activity (UOA)	0
Baseline contract value	£580,216.27

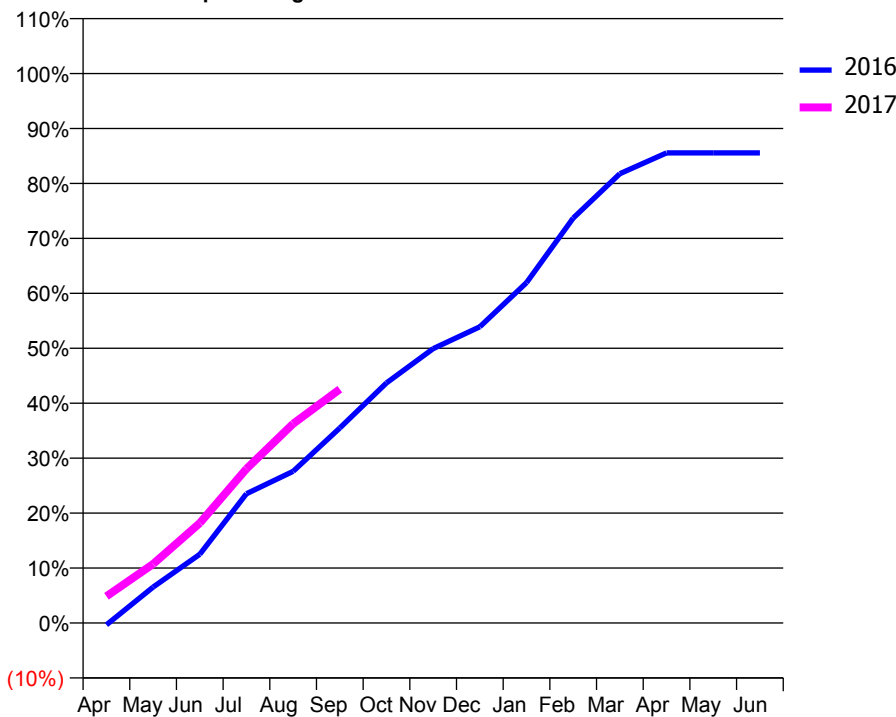
ACCESS*

Patients seen in 24 months	Total	Change since previous quarter
Quarter ending September 2015	6,628	
Quarter ending December 2015	6,687	→
Quarter ending March 2016	6,749	→
Quarter ending June 2016	6,733	→
Quarter ending September 2016	6,673	→
Variance since September 2015	0.7%	→



ACTIVITY

Cumulative percentage of contracted UDA delivered 2016 & 2017



Month	Adjusted Scheduled Activity (UDA)	
	2016	2017
April	-72	1,021
May	1,375	2,257
June	2,628	3,824
July	4,946	5,899
August	5,802	7,619
September	7,459	8,943
October	9,179	
November	10,489	
December	11,327	
January	13,016	
February	15,484	
March	17,181	
April	17,975	
May	17,978	
June	17,976	

QUALITY

	Quantity	Base Number	Contract	AT	Region	England
% of FP17s for the same patient ID Re-attending within 3 months - Children	76	968	7.9%	10.4%	11.8%	12.4%
% of FP17s for the same patient ID Re-attending within 3 months - Adults	509	3,172	16.0%	15.9%	17.1%	16.7%
% of FP17s for the same patient ID Re-attending between 3 & 9 months - Children	461	968	47.6%	47.1%	45.8%	57.4%
% of FP17s for the same patient ID Re-attending between 3 & 9 months - Adults	1,341	3,172	42.3%	37.7%	37.6%	50.5%
% of FP17s for Band 1 Urgent Courses	272	3,840	7.1%	10.1%	10.6%	9.1%
% of FP17s Relating to Free Repair or Replacements	44	3,840	1.1%	0.6%	0.6%	0.8%
% of FP17s Relating to Continuations	118	3,840	3.1%	1.1%	0.9%	1.3%
% of Patients satisfied with the dentistry they have received	2	3	N/A	90.5%	90.2%	93.2%
% of Patients satisfied with the time they had to wait for an appointment	2	3	N/A	85.8%	83.8%	89.0%

* This is based on patients treated on this contract for their most recent course of treatment. Figures in italics indicate the base number of FP17s or Patient Questionnaire responses are less than 100. N/A is shown where the base number of responses is less than 10 during the period. % is calculated as Quantity/Base number*100

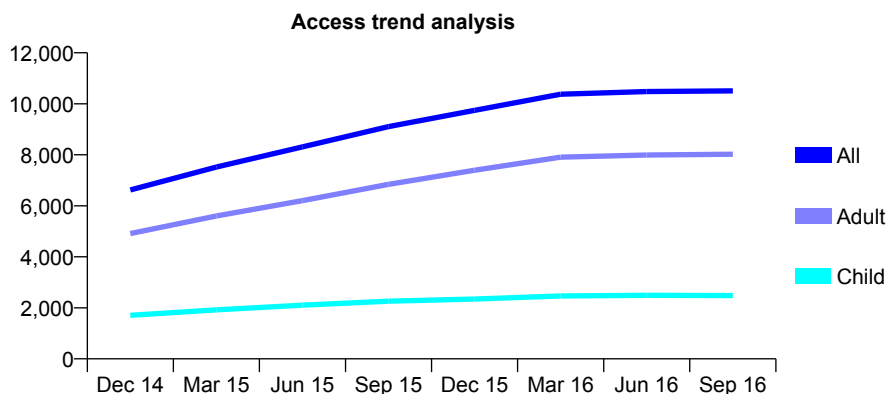
Q63 - Vital Signs At a Glance Contract Report for 101370/0067 - September 2016

Name or company name	Petrie Tucker & Partners Ltd
Contract type name	GDS Contract
Purpose of contract	General
Contract start date	01/04/2006
Contract end date	

16/17 Contracted general activity (UDA)	37,732
Carry forward general activity (UDA)	0
16/17 Contracted orthodontic activity (UOA)	0
Carry forward orthodontic activity (UOA)	0
Baseline contract value	£1,044,113.70

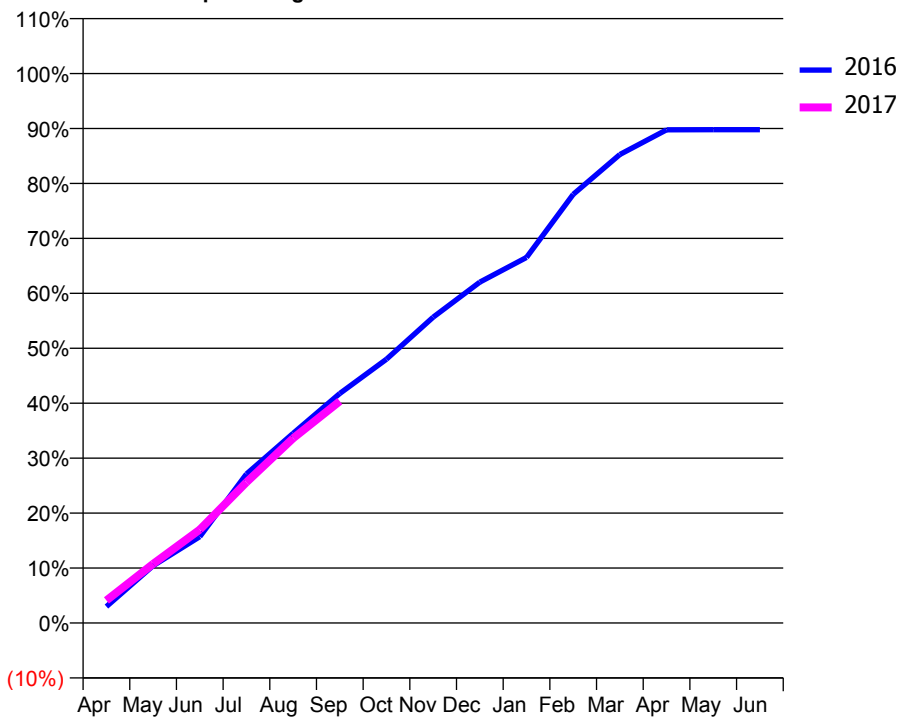
ACCESS*

Patients seen in 24 months	Total	Change since previous quarter
Quarter ending September 2015	9,105	
Quarter ending December 2015	9,744	↑
Quarter ending March 2016	10,376	↑
Quarter ending June 2016	10,483	→
Quarter ending September 2016	10,508	→
Variance since September 2015	15.4%	↑



ACTIVITY

Cumulative percentage of contracted UDA delivered 2016 & 2017



Month	Adjusted Scheduled Activity (UDA)	
	2016	2017
April	1,131	1,553
May	3,935	4,064
June	5,927	6,410
July	10,234	9,661
August	13,029	12,682
September	15,762	15,232
October	18,115	
November	21,000	
December	23,409	
January	25,102	
February	29,434	
March	32,174	
April	33,868	
May	33,873	
June	33,878	

QUALITY

	Quantity	Base Number	Contract	AT	Region	England
% of FP17s for the same patient ID Re-attending within 3 months - Children	142	1,707	8.3%	10.4%	11.8%	12.4%
% of FP17s for the same patient ID Re-attending within 3 months - Adults	725	4,502	16.1%	15.9%	17.1%	16.7%
% of FP17s for the same patient ID Re-attending between 3 & 9 months - Children	787	1,707	46.1%	47.1%	45.8%	57.4%
% of FP17s for the same patient ID Re-attending between 3 & 9 months - Adults	1,571	4,502	34.9%	37.7%	37.6%	50.5%
% of FP17s for Band 1 Urgent Courses	539	5,660	9.5%	10.1%	10.6%	9.1%
% of FP17s Relating to Free Repair or Replacements	67	5,660	1.2%	0.6%	0.6%	0.8%
% of FP17s Relating to Continuations	138	5,660	2.4%	1.1%	0.9%	1.3%
% of Patients satisfied with the dentistry they have received	5	6	N/A	90.5%	90.2%	93.2%
% of Patients satisfied with the time they had to wait for an appointment	5	6	N/A	85.8%	83.8%	89.0%

* This is based on patients treated on this contract for their most recent course of treatment. Figures in italics indicate the base number of FP17s or Patient Questionnaire responses are less than 100. N/A is shown where the base number of responses is less than 10 during the period. % is calculated as Quantity/Base number*100

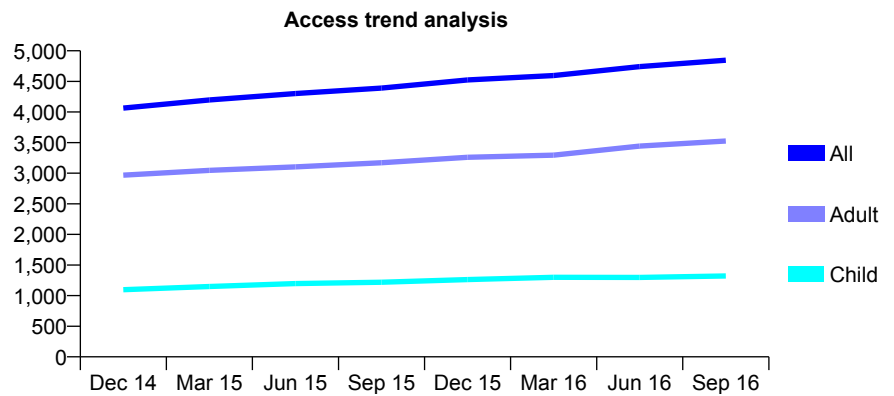
Q63 - Vital Signs At a Glance Contract Report for 101435/0001 - September 2016

Name or company name	IDH Limited
Contract type name	GDS Contract
Purpose of contract	General
Contract start date	01/04/2006
Contract end date	

16/17 Contracted general activity (UDA)	13,959
Carry forward general activity (UDA)	0
16/17 Contracted orthodontic activity (UOA)	0
Carry forward orthodontic activity (UOA)	0
Baseline contract value	£360,055.97

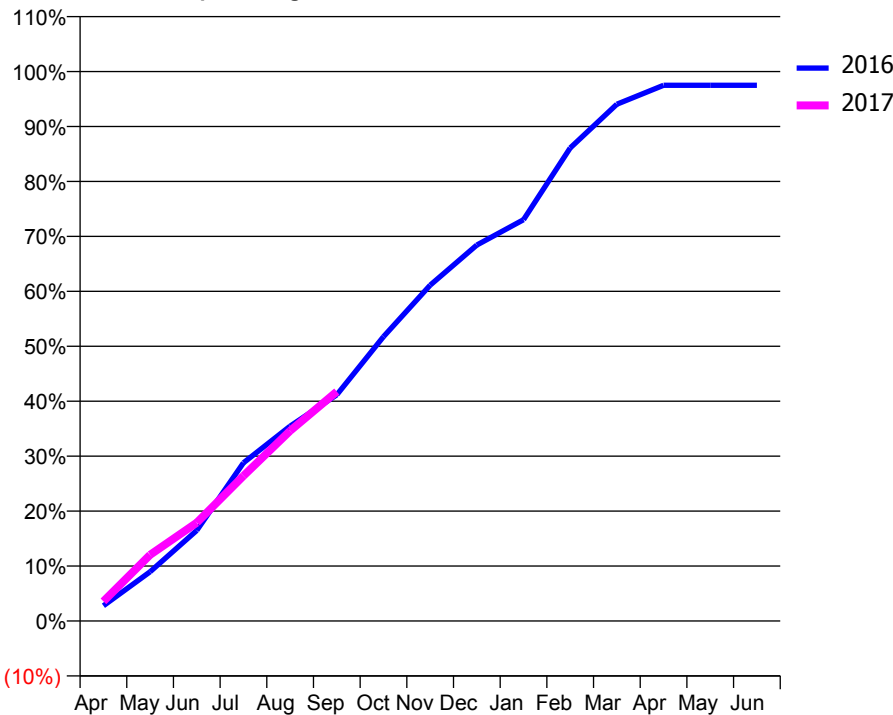
ACCESS*

Patients seen in 24 months	Total	Change since previous quarter
Quarter ending September 2015	4,390	
Quarter ending December 2015	4,524	↑
Quarter ending March 2016	4,595	→
Quarter ending June 2016	4,741	↑
Quarter ending September 2016	4,847	↑
Variance since September 2015	10.4%	↑



ACTIVITY

Cumulative percentage of contracted UDA delivered 2016 & 2017



Month	Adjusted Scheduled Activity (UDA)	
	2016	2017
April	387	501
May	1,253	1,682
June	2,302	2,497
July	4,019	3,686
August	4,952	4,832
September	5,748	5,829
October	7,224	
November	8,532	
December	9,550	
January	10,194	
February	12,018	
March	13,128	
April	13,609	
May	13,609	
June	13,609	

QUALITY

	Quantity	Base Number	Contract	AT	Region	England
% of FP17s for the same patient ID Re-attending within 3 months - Children	44	822	5.4%	10.4%	11.8%	12.4%
% of FP17s for the same patient ID Re-attending within 3 months - Adults	121	1,619	7.5%	15.9%	17.1%	16.7%
% of FP17s for the same patient ID Re-attending between 3 & 9 months - Children	392	822	47.7%	47.1%	45.8%	57.4%
% of FP17s for the same patient ID Re-attending between 3 & 9 months - Adults	516	1,619	31.9%	37.7%	37.6%	50.5%
% of FP17s for Band 1 Urgent Courses	148	2,248	6.6%	10.1%	10.6%	9.1%
% of FP17s Relating to Free Repair or Replacements	0	2,248	0.0%	0.6%	0.6%	0.8%
% of FP17s Relating to Continuations	13	2,248	0.6%	1.1%	0.9%	1.3%
% of Patients satisfied with the dentistry they have received	4	4	N/A	90.5%	90.2%	93.2%
% of Patients satisfied with the time they had to wait for an appointment	4	4	N/A	85.8%	83.8%	89.0%

* This is based on patients treated on this contract for their most recent course of treatment. Figures in italics indicate the base number of FP17s or Patient Questionnaire responses are less than 100. N/A is shown where the base number of responses is less than 10 during the period. % is calculated as Quantity/Base number*100

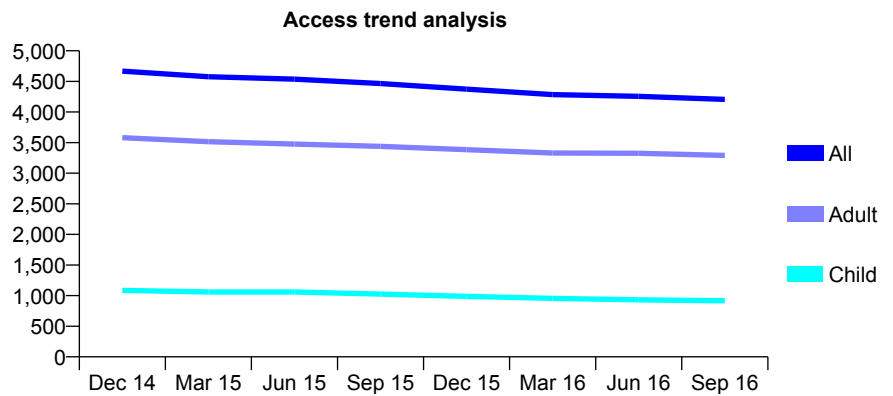
Q63 - Vital Signs At a Glance Contract Report for 101435/0026 - September 2016

Name or company name	IDH Limited
Contract type name	GDS Contract
Purpose of contract	General
Contract start date	01/04/2006
Contract end date	

16/17 Contracted general activity (UDA)	14,614
Carry forward general activity (UDA)	0
16/17 Contracted orthodontic activity (UOA)	0
Carry forward orthodontic activity (UOA)	0
Baseline contract value	£354,786.79

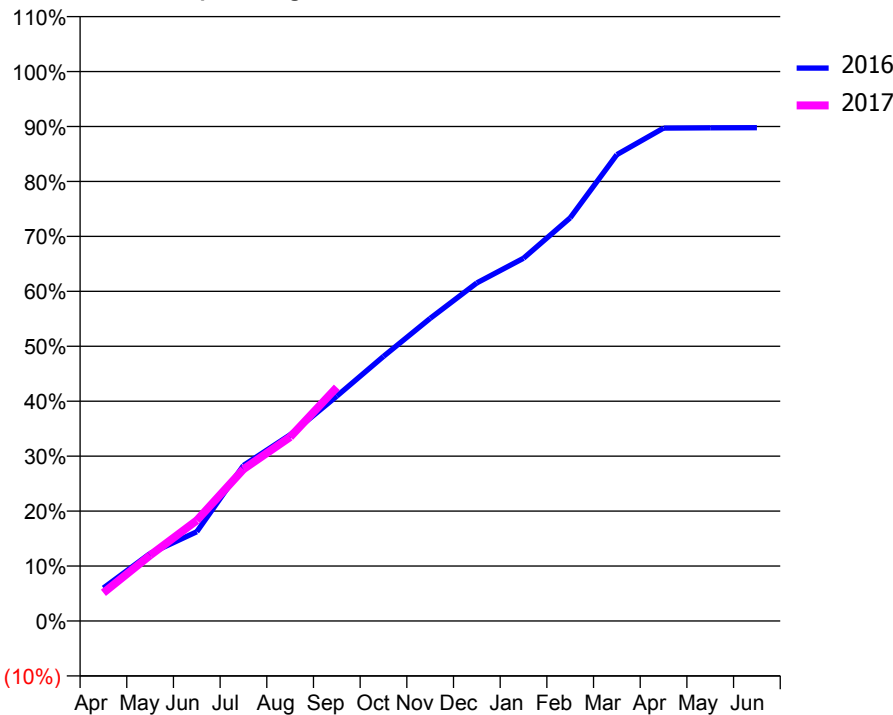
ACCESS*

Patients seen in 24 months	Total	Change since previous quarter
Quarter ending September 2015	4,466	
Quarter ending December 2015	4,373	↓
Quarter ending March 2016	4,284	↓
Quarter ending June 2016	4,257	→
Quarter ending September 2016	4,206	↓
Variance since September 2015	(5.8%)	↓



ACTIVITY

Cumulative percentage of contracted UDA delivered 2016 & 2017



Month	Adjusted Scheduled Activity (UDA)	
	2016	2017
April	878	751
May	1,795	1,745
June	2,376	2,674
July	4,137	4,038
August	4,954	4,891
September	5,981	6,216
October	7,036	
November	8,050	
December	8,991	
January	9,646	
February	10,722	
March	12,405	
April	13,108	
May	13,117	
June	13,119	

QUALITY

	Quantity	Base Number	Contract	AT	Region	England
% of FP17s for the same patient ID Re-attending within 3 months - Children	52	660	7.9%	10.4%	11.8%	12.4%
% of FP17s for the same patient ID Re-attending within 3 months - Adults	331	2,141	15.5%	15.9%	17.1%	16.7%
% of FP17s for the same patient ID Re-attending between 3 & 9 months - Children	278	660	42.1%	47.1%	45.8%	57.4%
% of FP17s for the same patient ID Re-attending between 3 & 9 months - Adults	1,011	2,141	47.2%	37.7%	37.6%	50.5%
% of FP17s for Band 1 Urgent Courses	187	2,460	7.6%	10.1%	10.6%	9.1%
% of FP17s Relating to Free Repair or Replacements	16	2,460	0.7%	0.6%	0.6%	0.8%
% of FP17s Relating to Continuations	84	2,460	3.4%	1.1%	0.9%	1.3%
% of Patients satisfied with the dentistry they have received	4	4	N/A	90.5%	90.2%	93.2%
% of Patients satisfied with the time they had to wait for an appointment	3	4	N/A	85.8%	83.8%	89.0%

* This is based on patients treated on this contract for their most recent course of treatment. Figures in italics indicate the base number of FP17s or Patient Questionnaire responses are less than 100. N/A is shown where the base number of responses is less than 10 during the period. % is calculated as Quantity/Base number*100

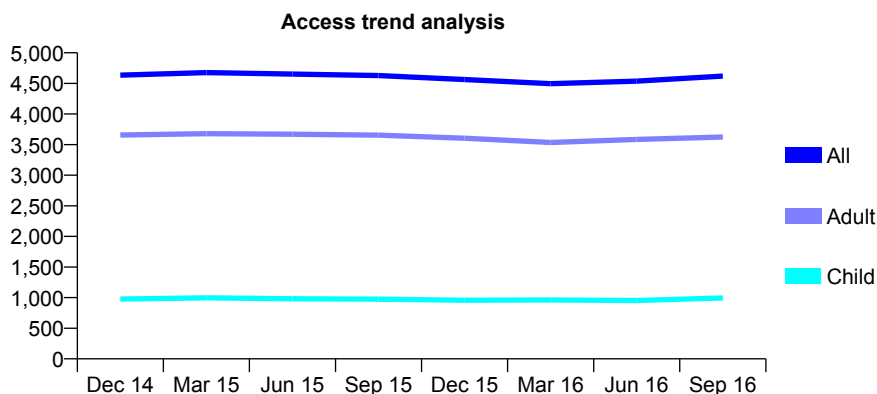
Q63 - Vital Signs At a Glance Contract Report for 101435/0030 - September 2016

Name or company name	IDH Limited
Contract type name	GDS Contract
Purpose of contract	General
Contract start date	01/04/2006
Contract end date	

16/17 Contracted general activity (UDA)	15,000
Carry forward general activity (UDA)	0
16/17 Contracted orthodontic activity (UOA)	0
Carry forward orthodontic activity (UOA)	0
Baseline contract value	£396,613.47

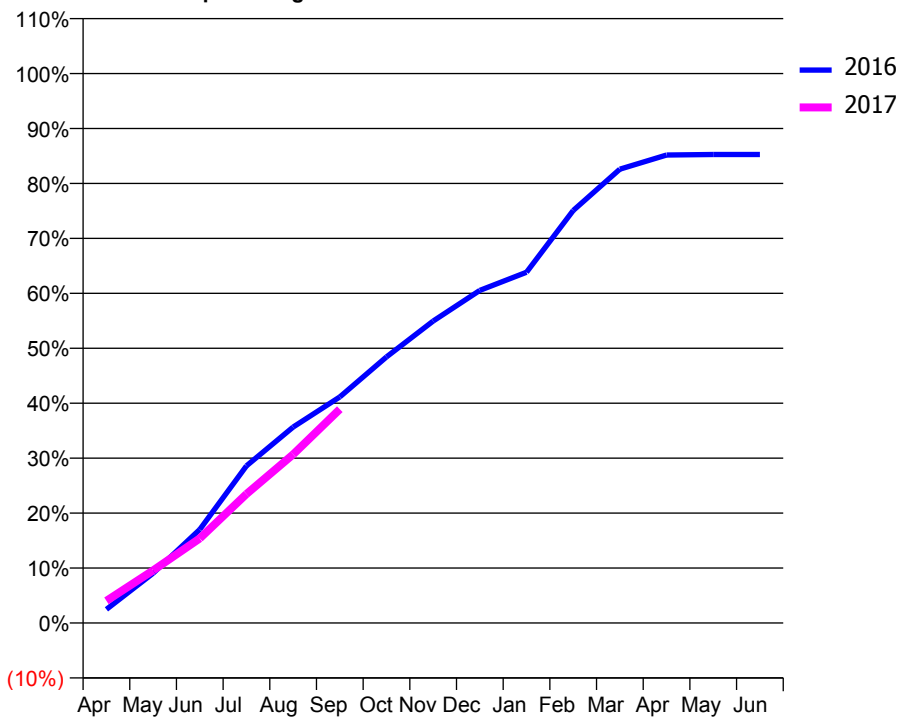
ACCESS*

Patients seen in 24 months	Total	Change since previous quarter
Quarter ending September 2015	4,628	
Quarter ending December 2015	4,563	↓
Quarter ending March 2016	4,496	↓
Quarter ending June 2016	4,538	→
Quarter ending September 2016	4,620	→
Variance since September 2015	(0.2%)	→



ACTIVITY

Cumulative percentage of contracted UDA delivered 2016 & 2017



Month	Adjusted Scheduled Activity (UDA)	
	2016	2017
April	373	607
May	1,361	1,435
June	2,552	2,309
July	4,291	3,523
August	5,349	4,604
September	6,170	5,838
October	7,262	
November	8,242	
December	9,081	
January	9,576	
February	11,260	
March	12,388	
April	12,775	
May	12,788	
June	12,788	

QUALITY

	Quantity	Base Number	Contract	AT	Region	England
% of FP17s for the same patient ID Re-attending within 3 months - Children	32	618	5.2%	10.4%	11.8%	12.4%
% of FP17s for the same patient ID Re-attending within 3 months - Adults	168	1,906	8.8%	15.9%	17.1%	16.7%
% of FP17s for the same patient ID Re-attending between 3 & 9 months - Children	267	618	43.2%	47.1%	45.8%	57.4%
% of FP17s for the same patient ID Re-attending between 3 & 9 months - Adults	731	1,906	38.4%	37.7%	37.6%	50.5%
% of FP17s for Band 1 Urgent Courses	135	2,354	5.7%	10.1%	10.6%	9.1%
% of FP17s Relating to Free Repair or Replacements	13	2,354	0.6%	0.6%	0.6%	0.8%
% of FP17s Relating to Continuations	22	2,354	0.9%	1.1%	0.9%	1.3%
% of Patients satisfied with the dentistry they have received	1	1	N/A	90.5%	90.2%	93.2%
% of Patients satisfied with the time they had to wait for an appointment	1	1	N/A	85.8%	83.8%	89.0%

* This is based on patients treated on this contract for their most recent course of treatment. Figures in italics indicate the base number of FP17s or Patient Questionnaire responses are less than 100. N/A is shown where the base number of responses is less than 10 during the period. % is calculated as Quantity/Base number*100

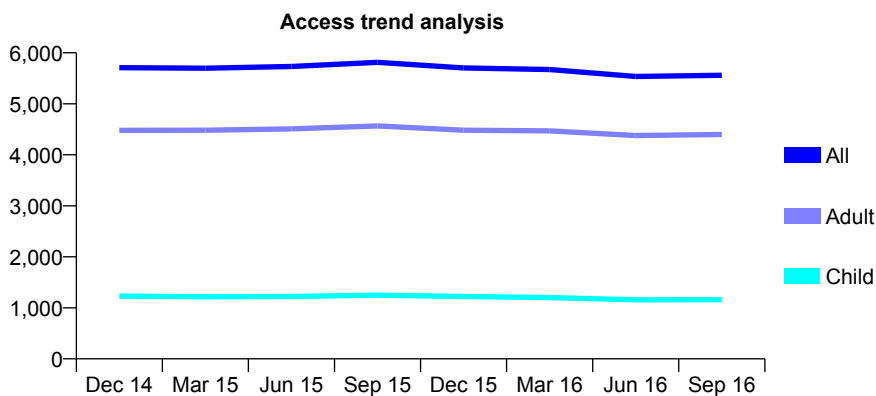
Q63 - Vital Signs At a Glance Contract Report for 101435/0032 - September 2016

Name or company name	IDH Limited
Contract type name	GDS Contract
Purpose of contract	General
Contract start date	01/04/2006
Contract end date	

16/17 Contracted general activity (UDA)	20,379
Carry forward general activity (UDA)	0
16/17 Contracted orthodontic activity (UOA)	0
Carry forward orthodontic activity (UOA)	0
Baseline contract value	£576,189.75

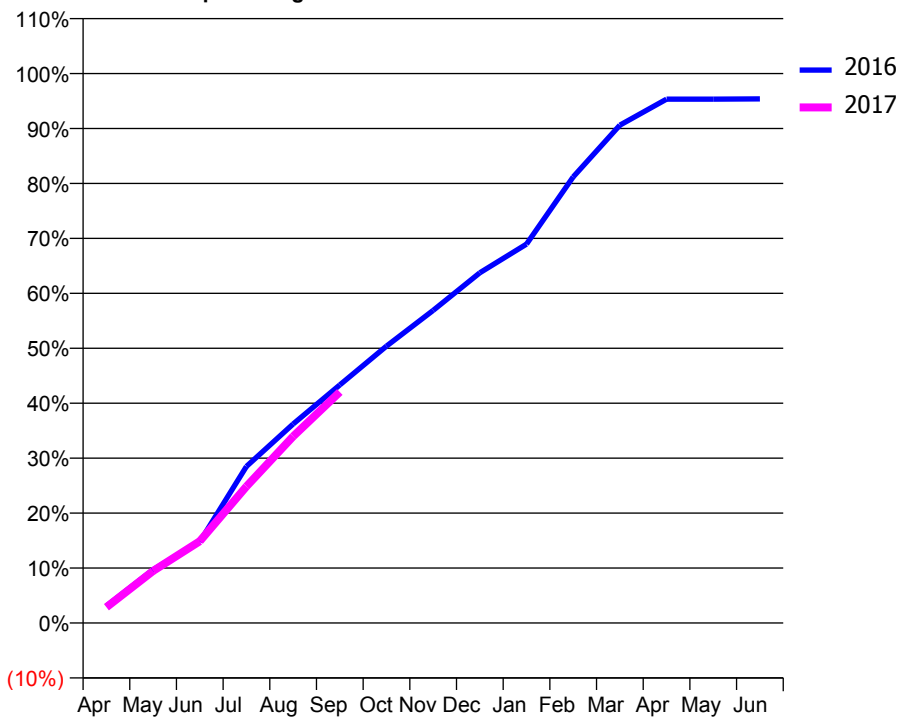
ACCESS*

Patients seen in 24 months	Total	Change since previous quarter
Quarter ending September 2015	5,813	
Quarter ending December 2015	5,704	↓
Quarter ending March 2016	5,671	→
Quarter ending June 2016	5,535	↓
Quarter ending September 2016	5,559	→
Variance since September 2015	(4.4%)	↓



ACTIVITY

Cumulative percentage of contracted UDA delivered 2016 & 2017



Month	Adjusted Scheduled Activity (UDA)	
	2016	2017
April	631	584
May	1,973	1,932
June	3,016	3,033
July	5,808	5,066
August	7,383	6,921
September	8,828	8,566
October	10,268	
November	11,595	
December	12,987	
January	14,054	
February	16,543	
March	18,461	
April	19,428	
May	19,427	
June	19,438	

QUALITY

	Quantity	Base Number	Contract	AT	Region	England
% of FP17s for the same patient ID Re-attending within 3 months - Children	44	707	6.2%	10.4%	11.8%	12.4%
% of FP17s for the same patient ID Re-attending within 3 months - Adults	223	2,225	10.0%	15.9%	17.1%	16.7%
% of FP17s for the same patient ID Re-attending between 3 & 9 months - Children	296	707	41.9%	47.1%	45.8%	57.4%
% of FP17s for the same patient ID Re-attending between 3 & 9 months - Adults	767	2,225	34.5%	37.7%	37.6%	50.5%
% of FP17s for Band 1 Urgent Courses	115	2,655	4.3%	10.1%	10.6%	9.1%
% of FP17s Relating to Free Repair or Replacements	16	2,655	0.6%	0.6%	0.6%	0.8%
% of FP17s Relating to Continuations	45	2,655	1.7%	1.1%	0.9%	1.3%
% of Patients satisfied with the dentistry they have received	4	4	N/A	90.5%	90.2%	93.2%
% of Patients satisfied with the time they had to wait for an appointment	3	4	N/A	85.8%	83.8%	89.0%

* This is based on patients treated on this contract for their most recent course of treatment. Figures in italics indicate the base number of FP17s or Patient Questionnaire responses are less than 100. N/A is shown where the base number of responses is less than 10 during the period. % is calculated as Quantity/Base number*100

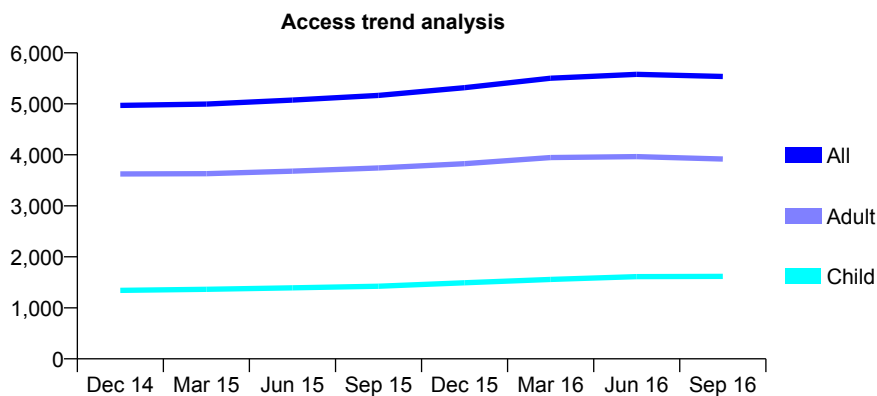
Q63 - Vital Signs At a Glance Contract Report for 101435/0036 - September 2016

Name or company name	IDH Limited
Contract type name	GDS Contract
Purpose of contract	General
Contract start date	01/04/2006
Contract end date	

16/17 Contracted general activity (UDA)	15,301
Carry forward general activity (UDA)	0
16/17 Contracted orthodontic activity (UOA)	0
Carry forward orthodontic activity (UOA)	0
Baseline contract value	£471,953.78

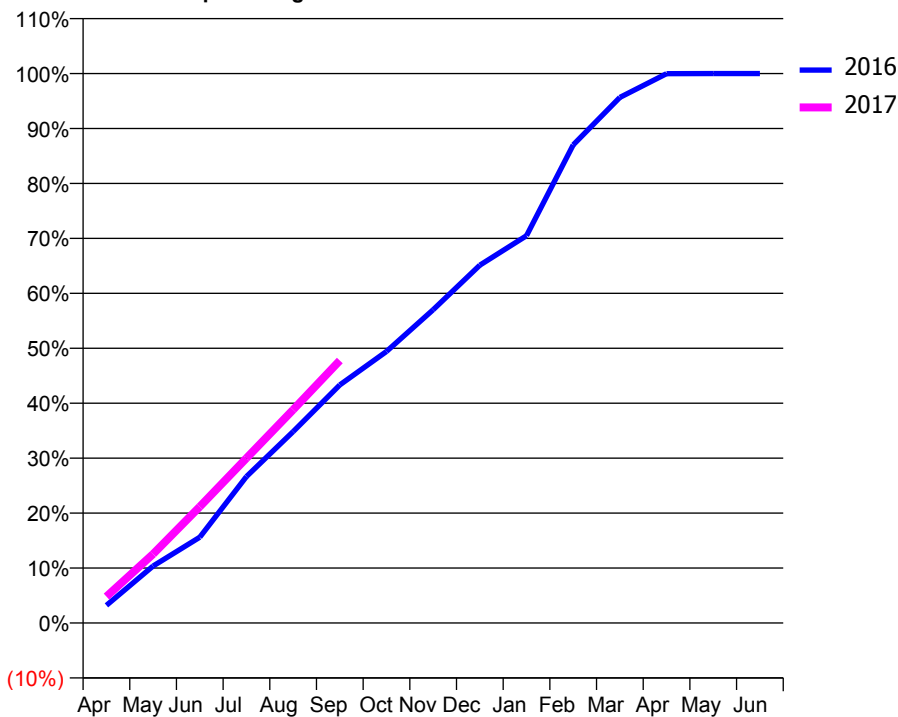
ACCESS*

Patients seen in 24 months	Total	Change since previous quarter
Quarter ending September 2015	5,166	
Quarter ending December 2015	5,317	↑
Quarter ending March 2016	5,503	↑
Quarter ending June 2016	5,577	→
Quarter ending September 2016	5,535	→
Variance since September 2015	7.1%	↑



ACTIVITY

Cumulative percentage of contracted UDA delivered 2016 & 2017



Month	Adjusted Scheduled Activity (UDA)	
	2016	2017
April	491	739
May	1,586	1,921
June	2,390	3,240
July	4,077	4,590
August	5,331	5,940
September	6,631	7,309
October	7,561	
November	8,722	
December	9,963	
January	10,784	
February	13,312	
March	14,636	
April	15,296	
May	15,301	
June	15,301	

QUALITY

	Quantity	Base Number	Contract	AT	Region	England
% of FP17s for the same patient ID Re-attending within 3 months - Children	66	944	7.0%	10.4%	11.8%	12.4%
% of FP17s for the same patient ID Re-attending within 3 months - Adults	240	1,778	13.5%	15.9%	17.1%	16.7%
% of FP17s for the same patient ID Re-attending between 3 & 9 months - Children	346	944	36.7%	47.1%	45.8%	57.4%
% of FP17s for the same patient ID Re-attending between 3 & 9 months - Adults	491	1,778	27.6%	37.7%	37.6%	50.5%
% of FP17s for Band 1 Urgent Courses	309	2,507	12.3%	10.1%	10.6%	9.1%
% of FP17s Relating to Free Repair or Replacements	8	2,507	0.3%	0.6%	0.6%	0.8%
% of FP17s Relating to Continuations	12	2,507	0.5%	1.1%	0.9%	1.3%
% of Patients satisfied with the dentistry they have received	2	2	N/A	90.5%	90.2%	93.2%
% of Patients satisfied with the time they had to wait for an appointment	1	2	N/A	85.8%	83.8%	89.0%

* This is based on patients treated on this contract for their most recent course of treatment. Figures in italics indicate the base number of FP17s or Patient Questionnaire responses are less than 100. N/A is shown where the base number of responses is less than 10 during the period. % is calculated as Quantity/Base number*100

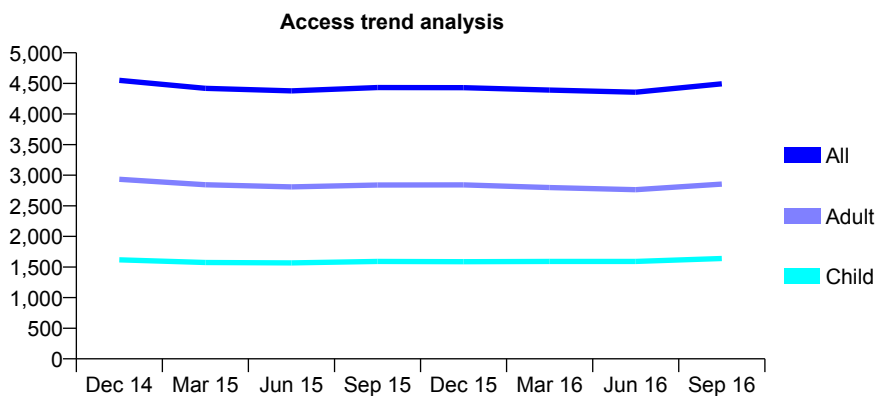
Q63 - Vital Signs At a Glance Contract Report for 101435/0037 - September 2016

Name or company name	IDH Limited
Contract type name	GDS Contract
Purpose of contract	General
Contract start date	01/04/2006
Contract end date	

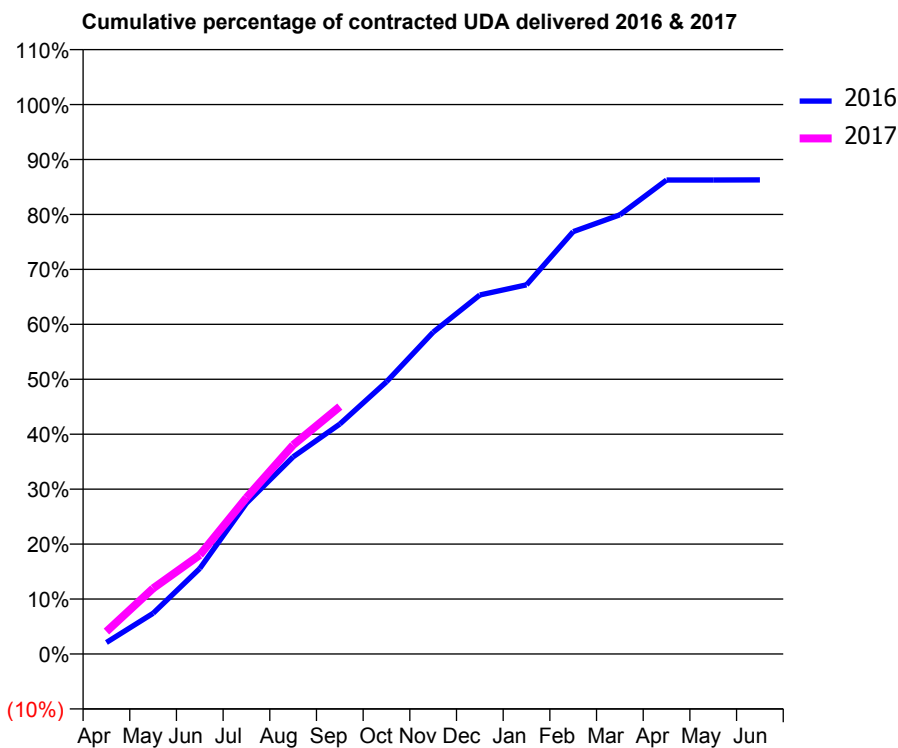
16/17 Contracted general activity (UDA)	12,512
Carry forward general activity (UDA)	0
16/17 Contracted orthodontic activity (UOA)	0
Carry forward orthodontic activity (UOA)	0
Baseline contract value	£329,098.01

ACCESS*

Patients seen in 24 months	Total	Change since previous quarter
Quarter ending September 2015	4,432	
Quarter ending December 2015	4,431	→
Quarter ending March 2016	4,390	→
Quarter ending June 2016	4,356	→
Quarter ending September 2016	4,494	↑
Variance since September 2015	1.4%	→



ACTIVITY



Month	Adjusted Scheduled Activity (UDA)	
	2016	2017
April	263	513
May	927	1,495
June	1,947	2,253
July	3,436	3,559
August	4,489	4,760
September	5,235	5,634
October	6,198	
November	7,328	
December	8,176	
January	8,406	
February	9,616	
March	9,999	
April	10,793	
May	10,793	
June	10,795	

QUALITY

	Quantity	Base Number	Contract	AT	Region	England
% of FP17s for the same patient ID Re-attending within 3 months - Children	68	1,073	6.3%	10.4%	11.8%	12.4%
% of FP17s for the same patient ID Re-attending within 3 months - Adults	242	1,611	15.0%	15.9%	17.1%	16.7%
% of FP17s for the same patient ID Re-attending between 3 & 9 months - Children	325	1,073	30.3%	47.1%	45.8%	57.4%
% of FP17s for the same patient ID Re-attending between 3 & 9 months - Adults	360	1,611	22.3%	37.7%	37.6%	50.5%
% of FP17s for Band 1 Urgent Courses	139	2,326	6.0%	10.1%	10.6%	9.1%
% of FP17s Relating to Free Repair or Replacements	16	2,326	0.7%	0.6%	0.6%	0.8%
% of FP17s Relating to Continuations	55	2,326	2.4%	1.1%	0.9%	1.3%
% of Patients satisfied with the dentistry they have received	0	0	N/A	90.5%	90.2%	93.2%
% of Patients satisfied with the time they had to wait for an appointment	0	0	N/A	85.8%	83.8%	89.0%

* This is based on patients treated on this contract for their most recent course of treatment. Figures in italics indicate the base number of FP17s or Patient Questionnaire responses are less than 100. N/A is shown where the base number of responses is less than 10 during the period. % is calculated as Quantity/Base number*100

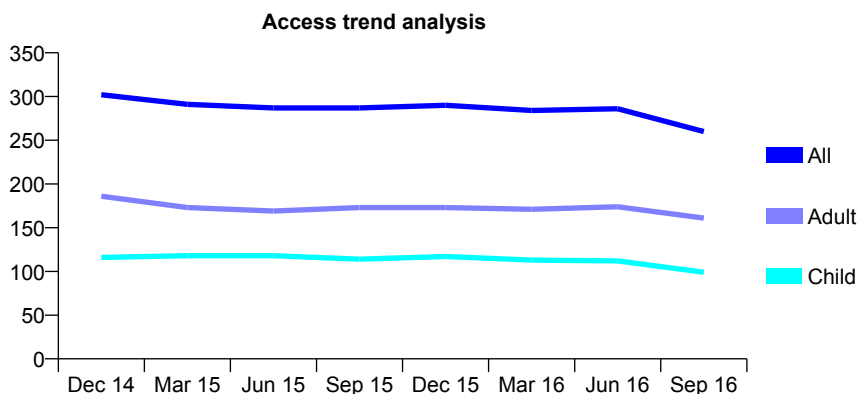
Q63 - Vital Signs At a Glance Contract Report for 102873/0003 - September 2016

Name or company name	Richmond & Twickenham PCT
Contract type name	PDS Contract
Purpose of contract	General
Contract start date	01/05/2006
Contract end date	31/03/2017

16/17 Contracted general activity (UDA)	1,053
Carry forward general activity (UDA)	0
16/17 Contracted orthodontic activity (UOA)	0
Carry forward orthodontic activity (UOA)	0
Baseline contract value	£0.00

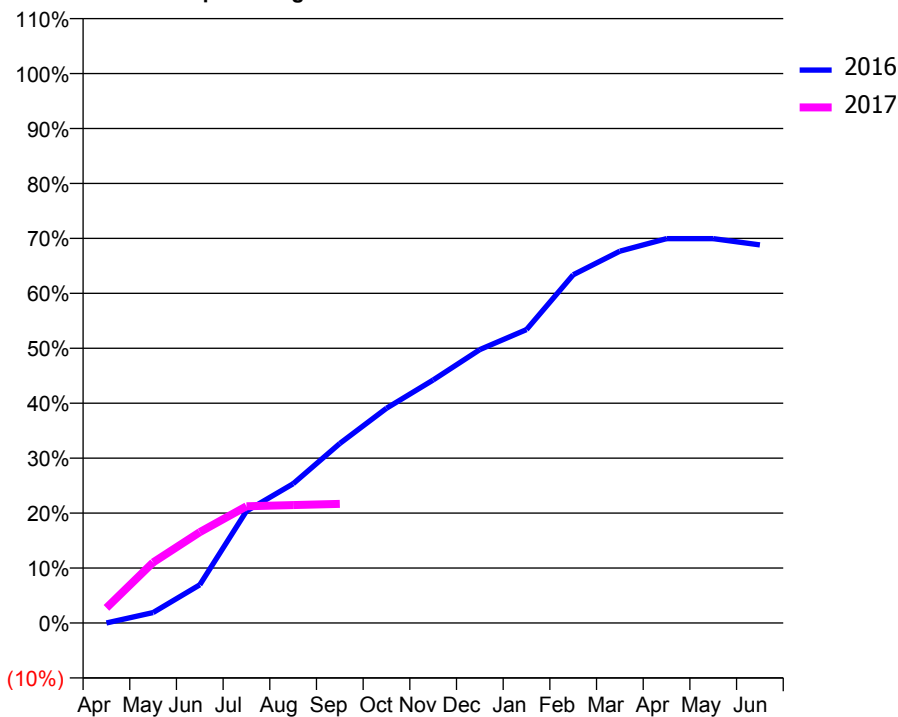
ACCESS*

Patients seen in 24 months	Total	Change since previous quarter
Quarter ending September 2015	287	
Quarter ending December 2015	290	→
Quarter ending March 2016	284	↓
Quarter ending June 2016	286	→
Quarter ending September 2016	260	↓
Variance since September 2015	(9.4%)	↓



ACTIVITY

Cumulative percentage of contracted UDA delivered 2016 & 2017



Month	Adjusted Scheduled Activity (UDA)	
	2016	2017
April	0	29
May	20	116
June	73	174
July	215	224
August	267	226
September	344	228
October	412	
November	466	
December	524	
January	562	
February	667	
March	713	
April	737	
May	737	
June	725	

QUALITY

	Quantity	Base Number	Contract	AT	Region	England
% of FP17s for the same patient ID Re-attending within 3 months - Children	1	34	2.9%	10.4%	11.8%	12.4%
% of FP17s for the same patient ID Re-attending within 3 months - Adults	11	63	17.5%	15.9%	17.1%	16.7%
% of FP17s for the same patient ID Re-attending between 3 & 9 months - Children	13	34	38.2%	47.1%	45.8%	57.4%
% of FP17s for the same patient ID Re-attending between 3 & 9 months - Adults	30	63	47.6%	37.7%	37.6%	50.5%
% of FP17s for Band 1 Urgent Courses	6	87	6.9%	10.1%	10.6%	9.1%
% of FP17s Relating to Free Repair or Replacements	0	87	0.0%	0.6%	0.6%	0.8%
% of FP17s Relating to Continuations	0	87	0.0%	1.1%	0.9%	1.3%
% of Patients satisfied with the dentistry they have received	0	0	N/A	90.5%	90.2%	93.2%
% of Patients satisfied with the time they had to wait for an appointment	0	0	N/A	85.8%	83.8%	89.0%

* This is based on patients treated on this contract for their most recent course of treatment. Figures in italics indicate the base number of FP17s or Patient Questionnaire responses are less than 100. N/A is shown where the base number of responses is less than 10 during the period. % is calculated as Quantity/Base number*100

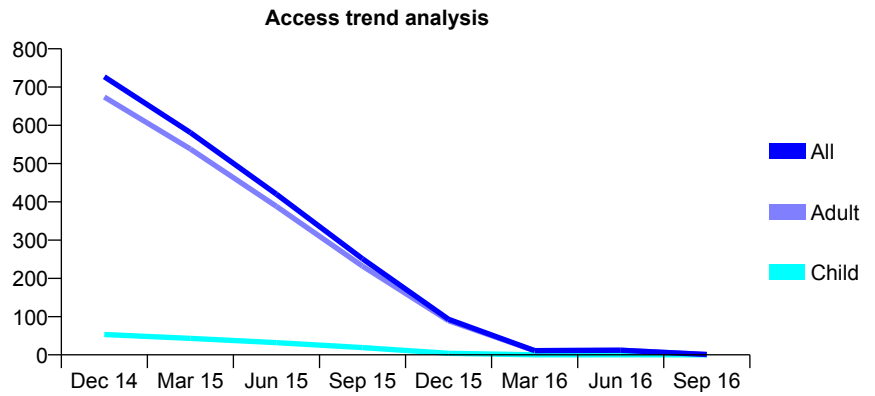
Q63 - Vital Signs At a Glance Contract Report for 102873/0004 - September 2016

Name or company name	Richmond & Twickenham PCT
Contract type name	PDS Contract
Purpose of contract	General
Contract start date	01/04/2006
Contract end date	

16/17 Contracted general activity (UDA)	2,000
Carry forward general activity (UDA)	0
16/17 Contracted orthodontic activity (UOA)	0
Carry forward orthodontic activity (UOA)	0
Baseline contract value	£0.00

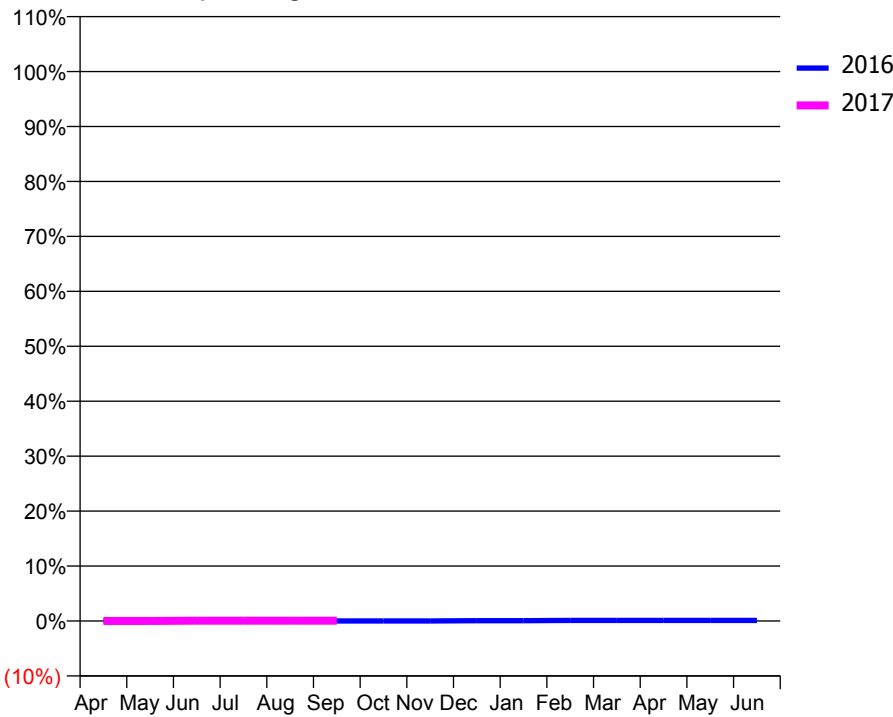
ACCESS*

Patients seen in 24 months	Total	Change since previous quarter
Quarter ending September 2015	251	
Quarter ending December 2015	93	↓
Quarter ending March 2016	11	↓
Quarter ending June 2016	12	↑
Quarter ending September 2016	1	↓
Variance since September 2015	(99.6%)	↓



ACTIVITY

Cumulative percentage of contracted UDA delivered 2016 & 2017



Month	Adjusted Scheduled Activity (UDA)	
	2016	2017
April	0	0
May	0	0
June	0	1
July	0	1
August	0	1
September	0	1
October	0	
November	0	
December	1	
January	1	
February	2	
March	2	
April	2	
May	2	
June	2	

QUALITY

	Quantity	Base Number	Contract	AT	Region	England
% of FP17s for the same patient ID Re-attending within 3 months - Children	0	0	N/A	10.4%	11.8%	12.4%
% of FP17s for the same patient ID Re-attending within 3 months - Adults	0	1	0.0%	15.9%	17.1%	16.7%
% of FP17s for the same patient ID Re-attending between 3 & 9 months - Children	0	0	N/A	47.1%	45.8%	57.4%
% of FP17s for the same patient ID Re-attending between 3 & 9 months - Adults	0	1	0.0%	37.7%	37.6%	50.5%
% of FP17s for Band 1 Urgent Courses	1	1	100.0%	10.1%	10.6%	9.1%
% of FP17s Relating to Free Repair or Replacements	0	1	0.0%	0.6%	0.6%	0.8%
% of FP17s Relating to Continuations	0	1	0.0%	1.1%	0.9%	1.3%
% of Patients satisfied with the dentistry they have received	0	0	N/A	90.5%	90.2%	93.2%
% of Patients satisfied with the time they had to wait for an appointment	0	0	N/A	85.8%	83.8%	89.0%

* This is based on patients treated on this contract for their most recent course of treatment. Figures in italics indicate the base number of FP17s or Patient Questionnaire responses are less than 100. N/A is shown where the base number of responses is less than 10 during the period. % is calculated as Quantity/Base number*100

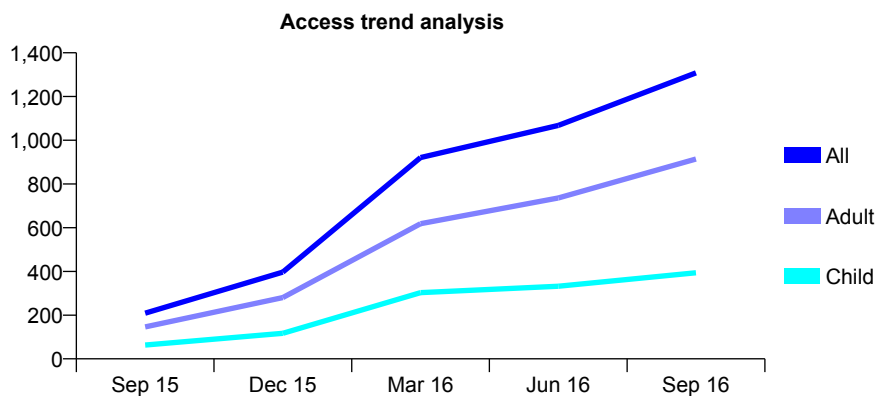
Q63 - Vital Signs At a Glance Contract Report for 103756/0001 - September 2016

Name or company name	Mr Vijay Dhanda and Mrs Seema Sharma
Contract type name	GDS Contract
Purpose of contract	General
Contract start date	01/06/2015
Contract end date	

16/17 Contracted general activity (UDA)	3,463
Carry forward general activity (UDA)	73
16/17 Contracted orthodontic activity (UOA)	0
Carry forward orthodontic activity (UOA)	0
Baseline contract value	£77,753.40

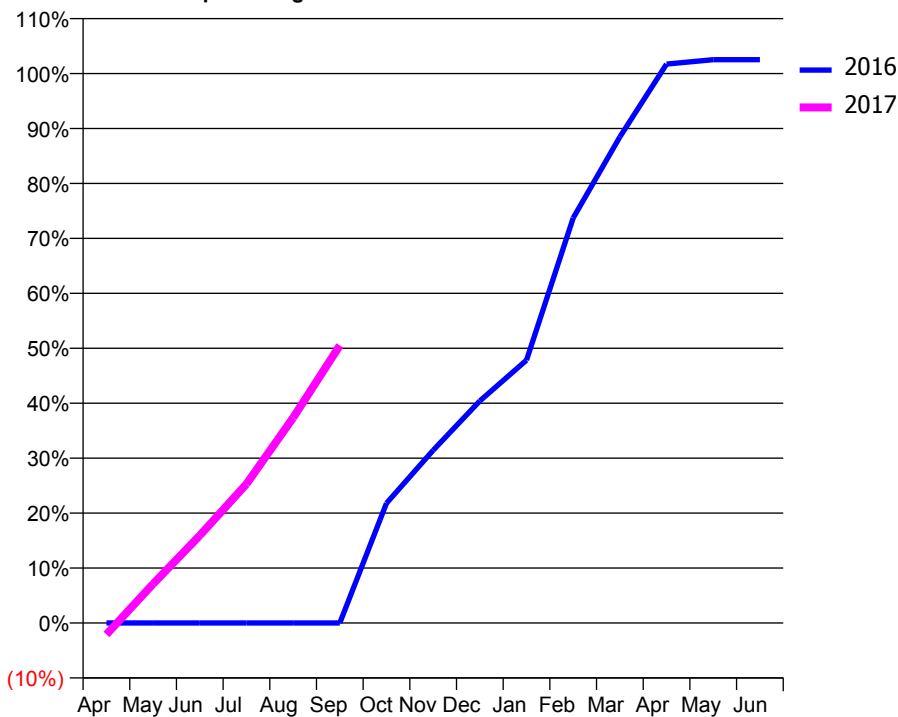
ACCESS*

Patients seen in 24 months	Total	Change since previous quarter
Quarter ending September 2015	209	
Quarter ending December 2015	397	↑
Quarter ending March 2016	921	↑
Quarter ending June 2016	1,068	↑
Quarter ending September 2016	1,308	↑
Variance since September 2015	525.8%	↑



ACTIVITY

Cumulative percentage of contracted UDA delivered 2016 & 2017



Adjusted Scheduled Activity (UDA)

Month	2016	2017
April	0	-73
May	0	247
June	0	551
July	0	876
August	0	1,294
September	0	1,750
October	629	
November	907	
December	1,166	
January	1,381	
February	2,127	
March	2,553	
April	2,935	
May	2,959	
June	2,959	

QUALITY

	Quantity	Base Number	Contract	AT	Region	England
% of FP17s for the same patient ID Re-attending within 3 months - Children	32	345	9.3%	10.4%	11.8%	12.4%
% of FP17s for the same patient ID Re-attending within 3 months - Adults	95	683	13.9%	15.9%	17.1%	16.7%
% of FP17s for the same patient ID Re-attending between 3 & 9 months - Children	113	345	32.8%	47.1%	45.8%	57.4%
% of FP17s for the same patient ID Re-attending between 3 & 9 months - Adults	186	683	27.2%	37.7%	37.6%	50.5%
% of FP17s for Band 1 Urgent Courses	108	856	12.6%	10.1%	10.6%	9.1%
% of FP17s Relating to Free Repair or Replacements	3	856	0.4%	0.6%	0.6%	0.8%
% of FP17s Relating to Continuations	2	856	0.2%	1.1%	0.9%	1.3%
% of Patients satisfied with the dentistry they have received	1	1	N/A	90.5%	90.2%	93.2%
% of Patients satisfied with the time they had to wait for an appointment	1	1	N/A	85.8%	83.8%	89.0%

* This is based on patients treated on this contract for their most recent course of treatment. Figures in italics indicate the base number of FP17s or Patient Questionnaire responses are less than 100. N/A is shown where the base number of responses is less than 10 during the period. % is calculated as Quantity/Base number*100

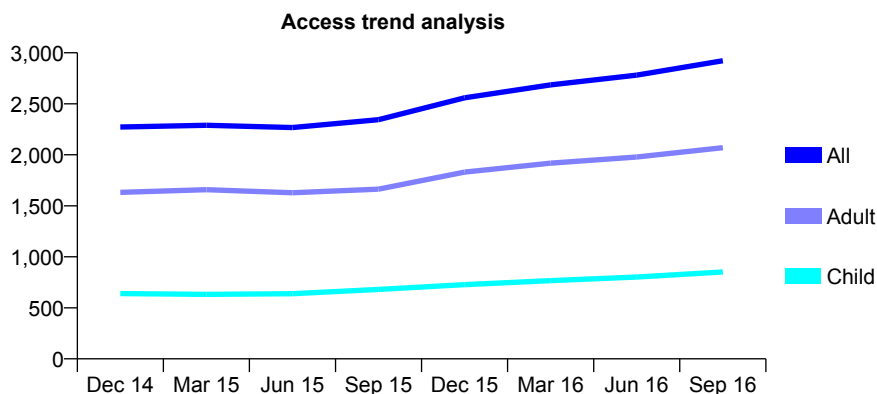
Q63 - Vital Signs At a Glance Contract Report for 103896/0001 - September 2016

Name or company name	Newham Family Dental Care Limited
Contract type name	GDS Contract
Purpose of contract	General
Contract start date	17/03/2011
Contract end date	

16/17 Contracted general activity (UDA)	15,000
Carry forward general activity (UDA)	0
16/17 Contracted orthodontic activity (UOA)	0
Carry forward orthodontic activity (UOA)	0
Baseline contract value	£398,620.95

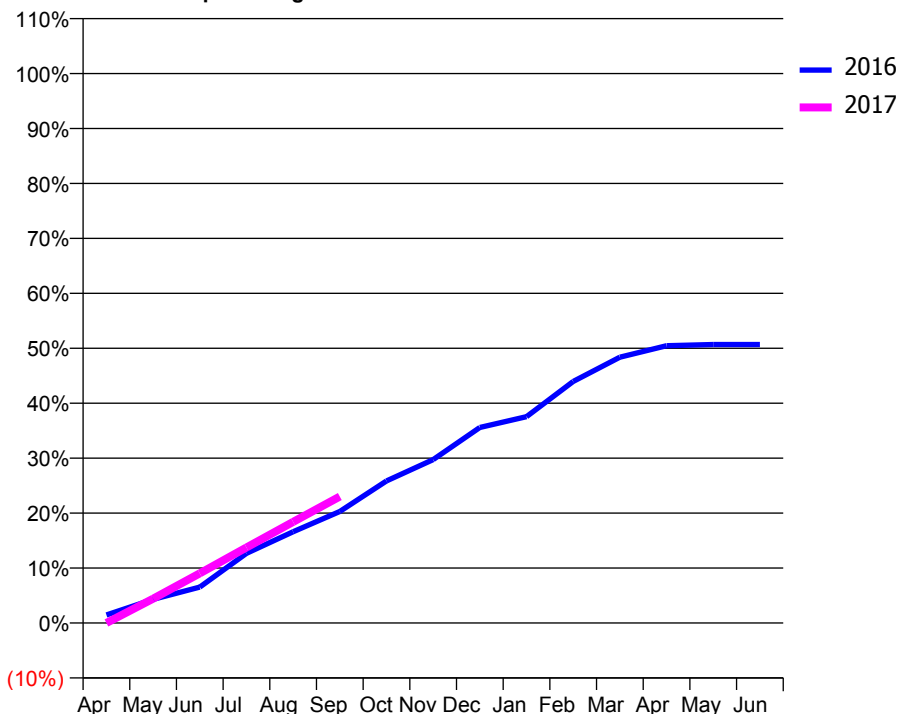
ACCESS*

Patients seen in 24 months	Total	Change since previous quarter
Quarter ending September 2015	2,344	
Quarter ending December 2015	2,559	↑
Quarter ending March 2016	2,685	↑
Quarter ending June 2016	2,781	↑
Quarter ending September 2016	2,922	↑
Variance since September 2015	24.7%	↑



ACTIVITY

Cumulative percentage of contracted UDA delivered 2016 & 2017



Adjusted Scheduled Activity (UDA)

Month	2016	2017
April	220	0
May	647	664
June	983	1,355
July	1,903	2,064
August	2,491	2,762
September	3,045	3,451
October	3,880	
November	4,459	
December	5,339	
January	5,632	
February	6,595	
March	7,256	
April	7,568	
May	7,604	
June	7,604	

QUALITY

	Quantity	Base Number	Contract	AT	Region	England
% of FP17s for the same patient ID Re-attending within 3 months - Children	32	469	6.8%	10.4%	11.8%	12.4%
% of FP17s for the same patient ID Re-attending within 3 months - Adults	130	1,087	12.0%	15.9%	17.1%	16.7%
% of FP17s for the same patient ID Re-attending between 3 & 9 months - Children	172	469	36.7%	47.1%	45.8%	57.4%
% of FP17s for the same patient ID Re-attending between 3 & 9 months - Adults	241	1,087	22.2%	37.7%	37.6%	50.5%
% of FP17s for Band 1 Urgent Courses	441	1,427	30.9%	10.1%	10.6%	9.1%
% of FP17s Relating to Free Repair or Replacements	1	1,427	0.1%	0.6%	0.6%	0.8%
% of FP17s Relating to Continuations	4	1,427	0.3%	1.1%	0.9%	1.3%
% of Patients satisfied with the dentistry they have received	1	1	N/A	90.5%	90.2%	93.2%
% of Patients satisfied with the time they had to wait for an appointment	1	1	N/A	85.8%	83.8%	89.0%

* This is based on patients treated on this contract for their most recent course of treatment. Figures in italics indicate the base number of FP17s or Patient Questionnaire responses are less than 100. N/A is shown where the base number of responses is less than 10 during the period. % is calculated as Quantity/Base number*100

Q63 - Vital Signs At a Glance Contract Report for 104523/0008 - September 2016

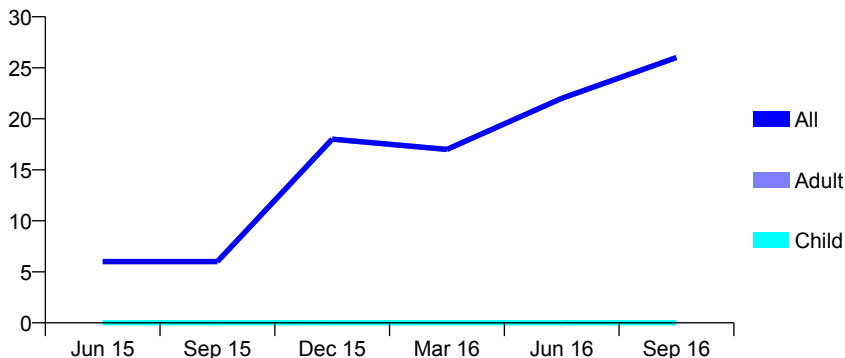
Name or company name	Bromley Healthcare Interest Company
Contract type name	PDS Contract
Purpose of contract	General
Contract start date	01/04/2014
Contract end date	31/03/2017

16/17 Contracted general activity (UDA)	720
Carry forward general activity (UDA)	0
16/17 Contracted orthodontic activity (UOA)	0
Carry forward orthodontic activity (UOA)	0
Baseline contract value	£37,066.12

ACCESS*

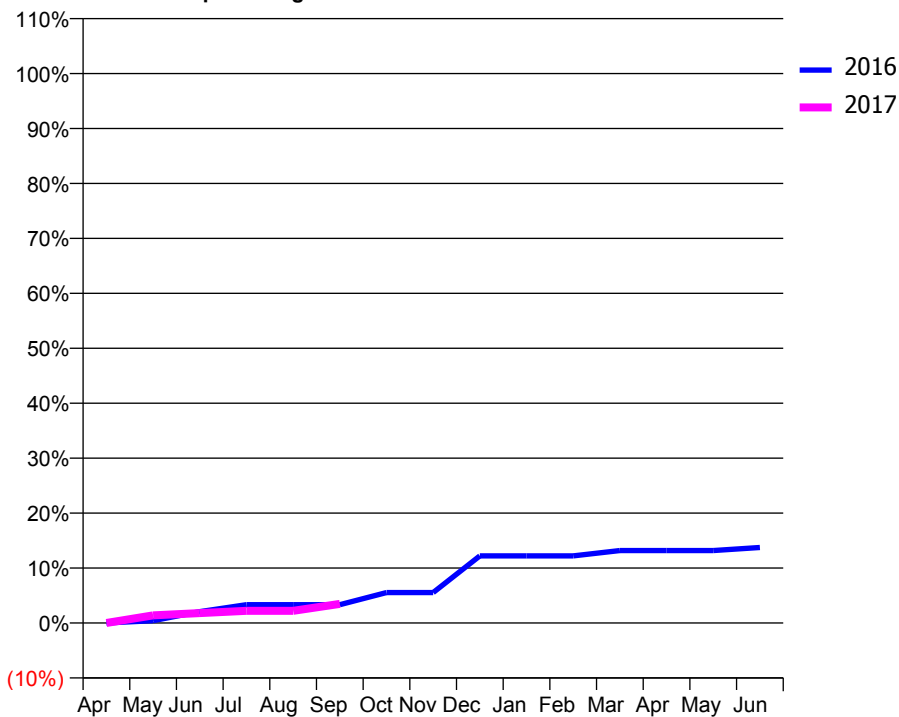
Patients seen in 24 months	Total	Change since previous quarter
Quarter ending September 2015	6	
Quarter ending December 2015	18	↑
Quarter ending March 2016	17	↓
Quarter ending June 2016	22	↑
Quarter ending September 2016	26	↑
Variance since September 2015	333.3%	↑

Access trend analysis



ACTIVITY

Cumulative percentage of contracted UDA delivered 2016 & 2017



Month	Adjusted Scheduled Activity (UDA)	
	2016	2017
April	0	0
May	3	10
June	15	13
July	24	16
August	24	16
September	24	25
October	40	
November	40	
December	88	
January	88	
February	88	
March	95	
April	95	
May	95	
June	99	

QUALITY

	Quantity	Base Number	Contract	AT	Region	England
% of FP17s for the same patient ID Re-attending within 3 months - Children	0	0	N/A	10.4%	11.8%	12.4%
% of FP17s for the same patient ID Re-attending within 3 months - Adults	0	11	0.0%	15.9%	17.1%	16.7%
% of FP17s for the same patient ID Re-attending between 3 & 9 months - Children	0	0	N/A	47.1%	45.8%	57.4%
% of FP17s for the same patient ID Re-attending between 3 & 9 months - Adults	0	11	0.0%	37.7%	37.6%	50.5%
% of FP17s for Band 1 Urgent Courses	0	9	0.0%	10.1%	10.6%	9.1%
% of FP17s Relating to Free Repair or Replacements	0	9	0.0%	0.6%	0.6%	0.8%
% of FP17s Relating to Continuations	0	9	0.0%	1.1%	0.9%	1.3%
% of Patients satisfied with the dentistry they have received	0	0	N/A	90.5%	90.2%	93.2%
% of Patients satisfied with the time they had to wait for an appointment	0	0	N/A	85.8%	83.8%	89.0%

* This is based on patients treated on this contract for their most recent course of treatment. Figures in italics indicate the base number of FP17s or Patient Questionnaire responses are less than 100. N/A is shown where the base number of responses is less than 10 during the period. % is calculated as Quantity/Base number*100

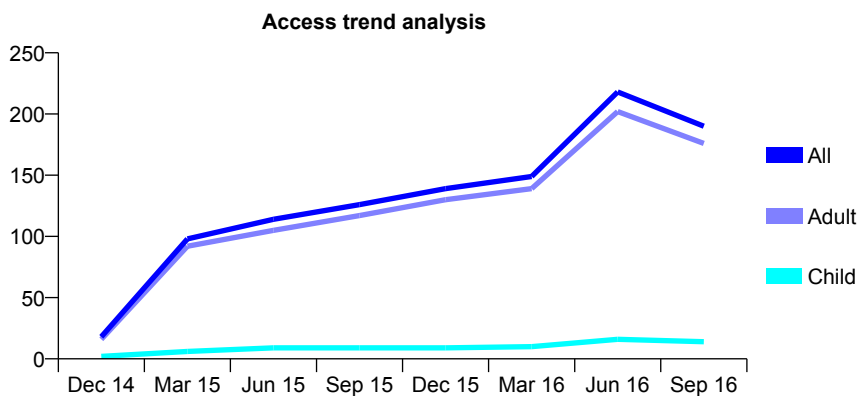
Q63 - Vital Signs At a Glance Contract Report for 104523/0009 - September 2016

Name or company name	Bromley Healthcare Interest Company
Contract type name	PDS Contract
Purpose of contract	General
Contract start date	01/08/2014
Contract end date	31/03/2017

16/17 Contracted general activity (UDA)	1,348
Carry forward general activity (UDA)	0
16/17 Contracted orthodontic activity (UOA)	0
Carry forward orthodontic activity (UOA)	0
Baseline contract value	£56,035.95

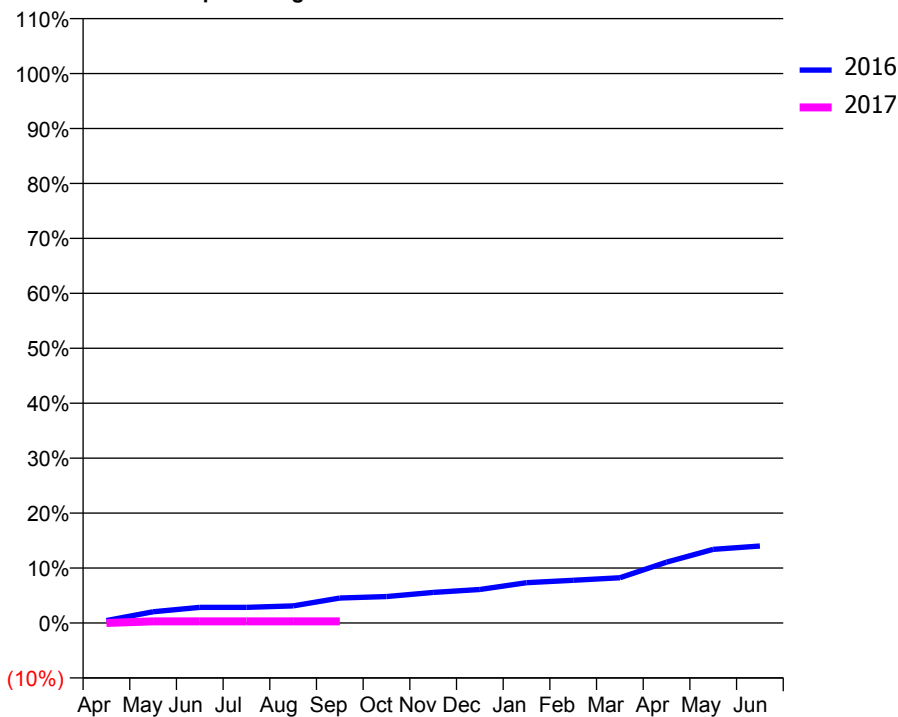
ACCESS*

Patients seen in 24 months	Total	Change since previous quarter
Quarter ending September 2015	126	
Quarter ending December 2015	139	↑
Quarter ending March 2016	149	↑
Quarter ending June 2016	218	↑
Quarter ending September 2016	190	↓
Variance since September 2015	50.8%	↑



ACTIVITY

Cumulative percentage of contracted UDA delivered 2016 & 2017



Month	Adjusted Scheduled Activity (UDA)	
	2016	2017
April	6	0
May	28	4
June	38	4
July	38	4
August	42	4
September	61	4
October	65	
November	75	
December	82	
January	99	
February	105	
March	111	
April	149	
May	181	
June	189	

QUALITY

	Quantity	Base Number	Contract	AT	Region	England
% of FP17s for the same patient ID Re-attending within 3 months - Children	0	19	0.0%	10.4%	11.8%	12.4%
% of FP17s for the same patient ID Re-attending within 3 months - Adults	2	149	1.3%	15.9%	17.1%	16.7%
% of FP17s for the same patient ID Re-attending between 3 & 9 months - Children	0	19	0.0%	47.1%	45.8%	57.4%
% of FP17s for the same patient ID Re-attending between 3 & 9 months - Adults	0	149	0.0%	37.7%	37.6%	50.5%
% of FP17s for Band 1 Urgent Courses	0	2	0.0%	10.1%	10.6%	9.1%
% of FP17s Relating to Free Repair or Replacements	0	2	0.0%	0.6%	0.6%	0.8%
% of FP17s Relating to Continuations	0	2	0.0%	1.1%	0.9%	1.3%
% of Patients satisfied with the dentistry they have received	0	0	N/A	90.5%	90.2%	93.2%
% of Patients satisfied with the time they had to wait for an appointment	0	0	N/A	85.8%	83.8%	89.0%

* This is based on patients treated on this contract for their most recent course of treatment. Figures in italics indicate the base number of FP17s or Patient Questionnaire responses are less than 100. N/A is shown where the base number of responses is less than 10 during the period. % is calculated as Quantity/Base number*100

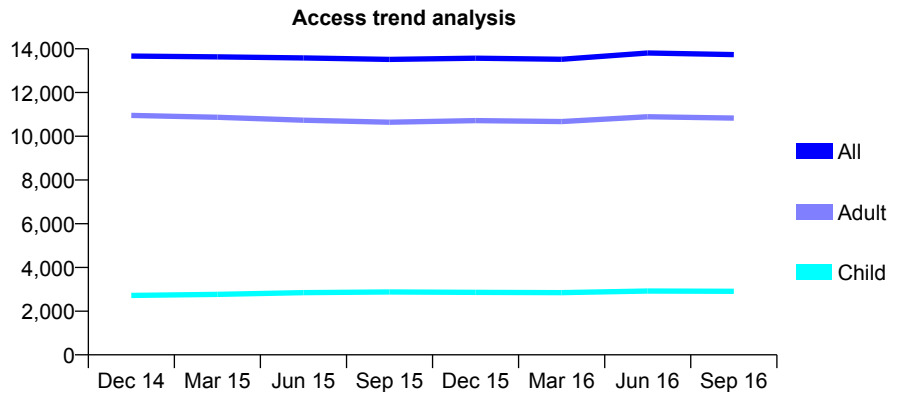
Q63 - Vital Signs At a Glance Contract Report for 104965/0001 - September 2016

Name or company name	Brightsmile Dental Care Limited
Contract type name	GDS Contract
Purpose of contract	General
Contract start date	01/11/2010
Contract end date	

16/17 Contracted general activity (UDA)	36,000
Carry forward general activity (UDA)	0
16/17 Contracted orthodontic activity (UOA)	0
Carry forward orthodontic activity (UOA)	0
Baseline contract value	£1,019,403.79

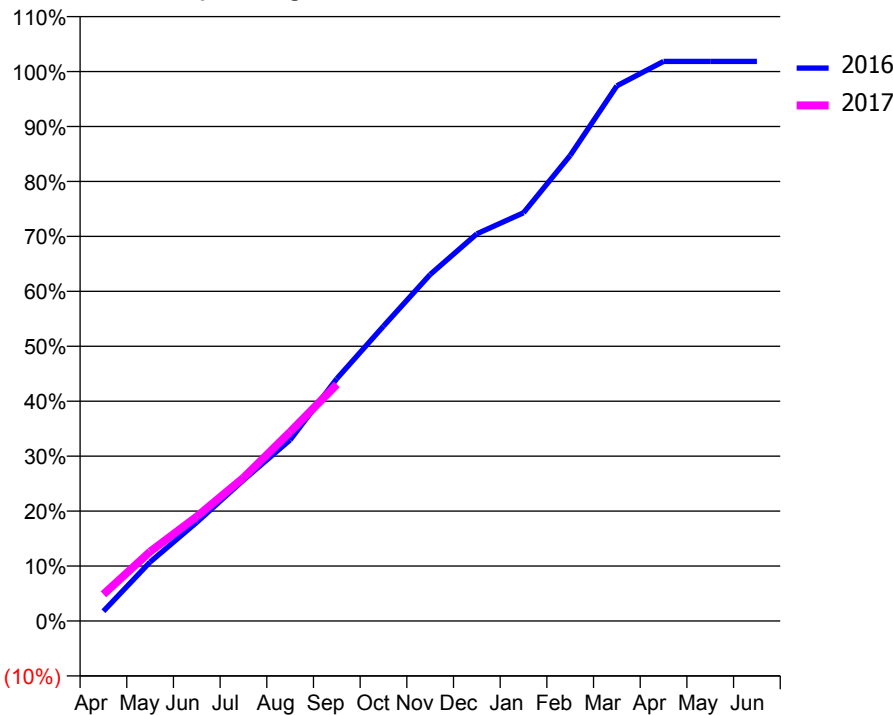
ACCESS*

Patients seen in 24 months	Total	Change since previous quarter
Quarter ending September 2015	13,518	
Quarter ending December 2015	13,570	→
Quarter ending March 2016	13,520	→
Quarter ending June 2016	13,809	↑
Quarter ending September 2016	13,736	→
Variance since September 2015	1.6%	→



ACTIVITY

Cumulative percentage of contracted UDA delivered 2016 & 2017



QUALITY

	Quantity	Base Number	Contract	AT	Region	England
% of FP17s for the same patient ID Re-attending within 3 months - Children	94	1,694	5.5%	10.4%	11.8%	12.4%
% of FP17s for the same patient ID Re-attending within 3 months - Adults	510	5,307	9.6%	15.9%	17.1%	16.7%
% of FP17s for the same patient ID Re-attending between 3 & 9 months - Children	792	1,694	46.8%	47.1%	45.8%	57.4%
% of FP17s for the same patient ID Re-attending between 3 & 9 months - Adults	2,174	5,307	41.0%	37.7%	37.6%	50.5%
% of FP17s for Band 1 Urgent Courses	717	6,494	11.0%	10.1%	10.6%	9.1%
% of FP17s Relating to Free Repair or Replacements	20	6,494	0.3%	0.6%	0.6%	0.8%
% of FP17s Relating to Continuations	10	6,494	0.2%	1.1%	0.9%	1.3%
% of Patients satisfied with the dentistry they have received	10	11	90.9%	90.5%	90.2%	93.2%
% of Patients satisfied with the time they had to wait for an appointment	10	11	90.9%	85.8%	83.8%	89.0%

* This is based on patients treated on this contract for their most recent course of treatment. Figures in italics indicate the base number of FP17s or Patient Questionnaire responses are less than 100. N/A is shown where the base number of responses is less than 10 during the period. % is calculated as Quantity/Base number*100

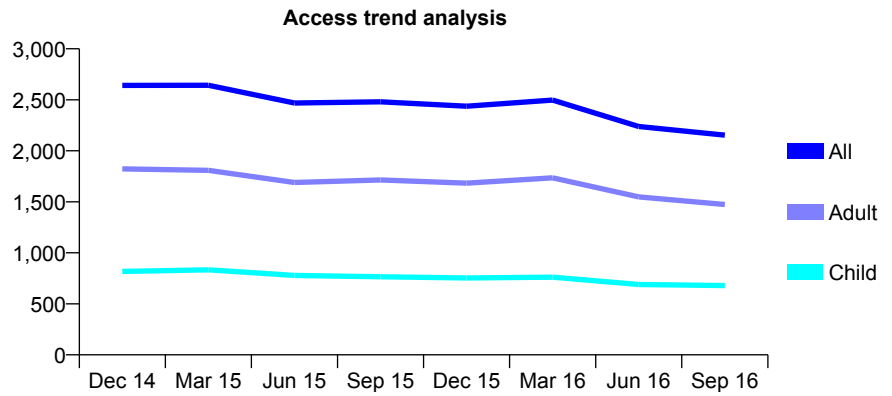
Q63 - Vital Signs At a Glance Contract Report for 106666/0001 - September 2016

Name or company name	Stanstead Road Dental Practice Limited
Contract type name	GDS Contract
Purpose of contract	General
Contract start date	01/11/2010
Contract end date	

16/17 Contracted general activity (UDA)	7,009
Carry forward general activity (UDA)	0
16/17 Contracted orthodontic activity (UOA)	0
Carry forward orthodontic activity (UOA)	0
Baseline contract value	£180,952.19

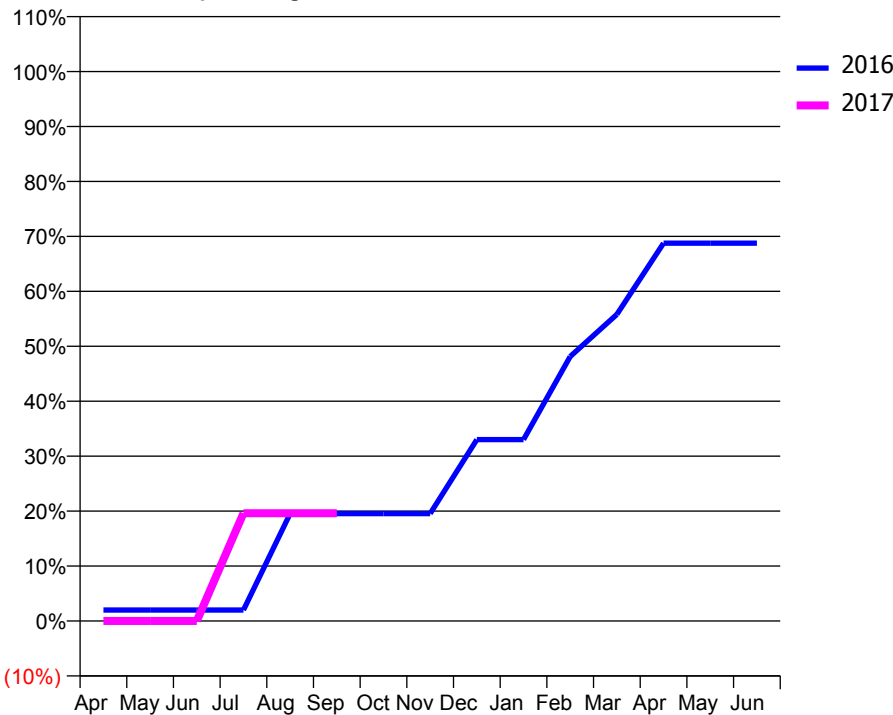
ACCESS*

Patients seen in 24 months	Total	Change since previous quarter
Quarter ending September 2015	2,480	
Quarter ending December 2015	2,437	↓
Quarter ending March 2016	2,497	↑
Quarter ending June 2016	2,239	↓
Quarter ending September 2016	2,153	↓
Variance since September 2015	(13.2%)	↓



ACTIVITY

Cumulative percentage of contracted UDA delivered 2016 & 2017



Month	Adjusted Scheduled Activity (UDA)	
	2016	2017
April	140	0
May	140	0
June	140	0
July	140	1,375
August	1,370	1,375
September	1,370	1,375
October	1,370	
November	1,370	
December	2,314	
January	2,314	
February	3,373	
March	3,911	
April	4,820	
May	4,820	
June	4,820	

QUALITY

	Quantity	Base Number	Contract	AT	Region	England
% of FP17s for the same patient ID Re-attending within 3 months - Children	8	240	3.3%	10.4%	11.8%	12.4%
% of FP17s for the same patient ID Re-attending within 3 months - Adults	30	494	6.1%	15.9%	17.1%	16.7%
% of FP17s for the same patient ID Re-attending between 3 & 9 months - Children	108	240	45.0%	47.1%	45.8%	57.4%
% of FP17s for the same patient ID Re-attending between 3 & 9 months - Adults	162	494	32.8%	37.7%	37.6%	50.5%
% of FP17s for Band 1 Urgent Courses	23	474	4.9%	10.1%	10.6%	9.1%
% of FP17s Relating to Free Repair or Replacements	1	474	0.2%	0.6%	0.6%	0.8%
% of FP17s Relating to Continuations	0	474	0.0%	1.1%	0.9%	1.3%
% of Patients satisfied with the dentistry they have received	0	0	N/A	90.5%	90.2%	93.2%
% of Patients satisfied with the time they had to wait for an appointment	0	0	N/A	85.8%	83.8%	89.0%

* This is based on patients treated on this contract for their most recent course of treatment. Figures in italics indicate the base number of FP17s or Patient Questionnaire responses are less than 100. N/A is shown where the base number of responses is less than 10 during the period. % is calculated as Quantity/Base number*100

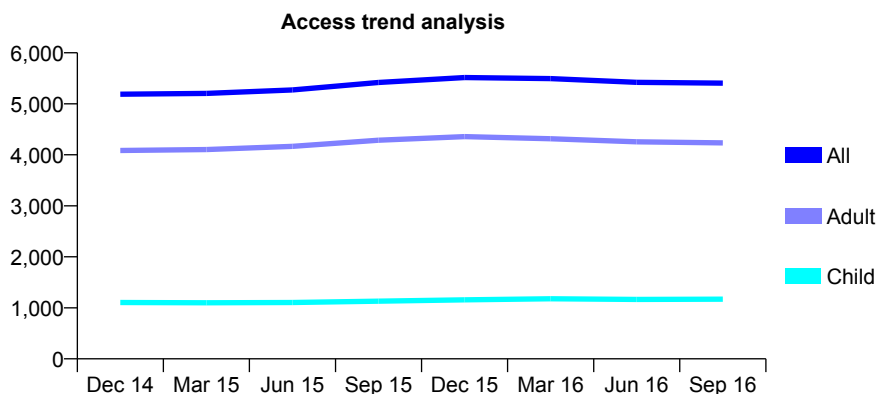
Q63 - Vital Signs At a Glance Contract Report for 107603/0001 - September 2016

Name or company name	Smile with Pride Dental Care Limited
Contract type name	GDS Contract
Purpose of contract	General
Contract start date	01/04/2011
Contract end date	

16/17 Contracted general activity (UDA)	12,989
Carry forward general activity (UDA)	0
16/17 Contracted orthodontic activity (UOA)	0
Carry forward orthodontic activity (UOA)	0
Baseline contract value	£371,427.59

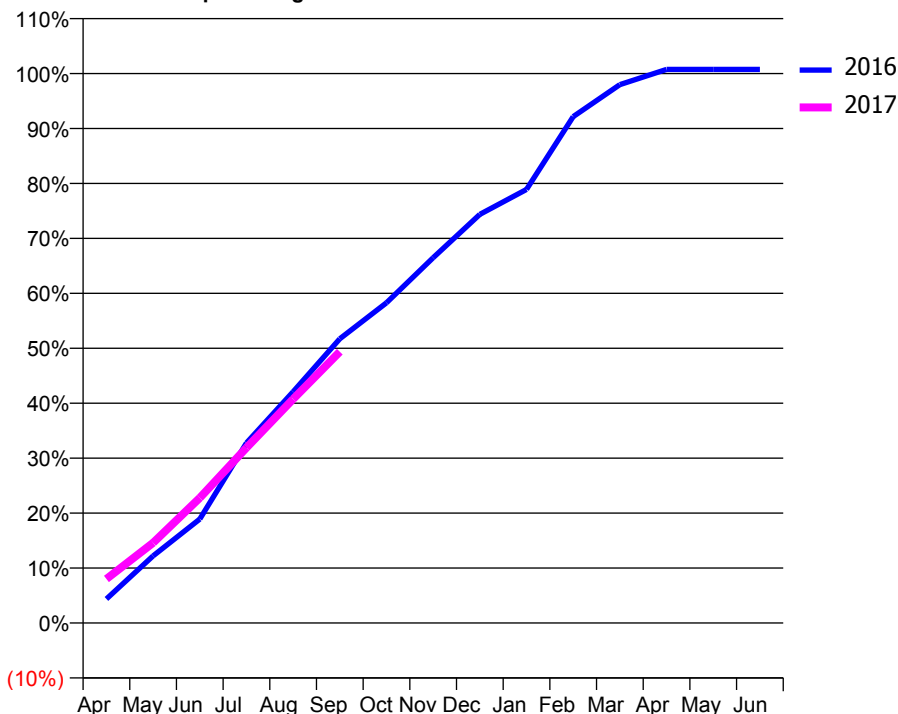
ACCESS*

Patients seen in 24 months	Total	Change since previous quarter
Quarter ending September 2015	5,417	
Quarter ending December 2015	5,515	→
Quarter ending March 2016	5,494	→
Quarter ending June 2016	5,421	↓
Quarter ending September 2016	5,406	→
Variance since September 2015	(0.2%)	→



ACTIVITY

Cumulative percentage of contracted UDA delivered 2016 & 2017



Adjusted Scheduled Activity (UDA)

Month	2016	2017
April	569	1,040
May	1,586	1,895
June	2,458	2,959
July	4,256	4,143
August	5,468	5,295
September	6,719	6,414
October	7,570	
November	8,635	
December	9,660	
January	10,250	
February	11,971	
March	12,727	
April	13,086	
May	13,086	
June	13,086	

QUALITY

	Quantity	Base Number	Contract	AT	Region	England
% of FP17s for the same patient ID Re-attending within 3 months - Children	67	755	8.9%	10.4%	11.8%	12.4%
% of FP17s for the same patient ID Re-attending within 3 months - Adults	457	2,468	18.5%	15.9%	17.1%	16.7%
% of FP17s for the same patient ID Re-attending between 3 & 9 months - Children	306	755	40.5%	47.1%	45.8%	57.4%
% of FP17s for the same patient ID Re-attending between 3 & 9 months - Adults	944	2,468	38.2%	37.7%	37.6%	50.5%
% of FP17s for Band 1 Urgent Courses	333	2,667	12.5%	10.1%	10.6%	9.1%
% of FP17s Relating to Free Repair or Replacements	7	2,667	0.3%	0.6%	0.6%	0.8%
% of FP17s Relating to Continuations	54	2,667	2.0%	1.1%	0.9%	1.3%
% of Patients satisfied with the dentistry they have received	6	8	N/A	90.5%	90.2%	93.2%
% of Patients satisfied with the time they had to wait for an appointment	5	8	N/A	85.8%	83.8%	89.0%

* This is based on patients treated on this contract for their most recent course of treatment. Figures in italics indicate the base number of FP17s or Patient Questionnaire responses are less than 100. N/A is shown where the base number of responses is less than 10 during the period. % is calculated as Quantity/Base number*100

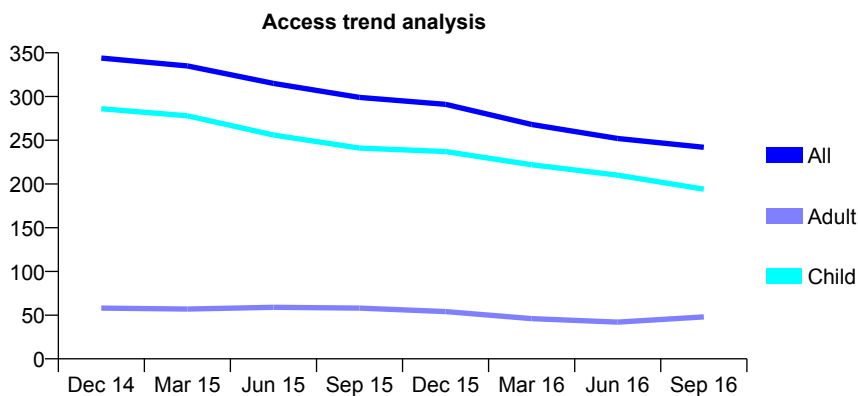
Q63 - Vital Signs At a Glance Contract Report for 108138/0001 - September 2016

Name or company name	The Gardens Dental Centre
Contract type name	GDS Contract
Purpose of contract	General
Contract start date	01/02/2012
Contract end date	

16/17 Contracted general activity (UDA)	703
Carry forward general activity (UDA)	0
16/17 Contracted orthodontic activity (UOA)	0
Carry forward orthodontic activity (UOA)	0
Baseline contract value	£14,599.60

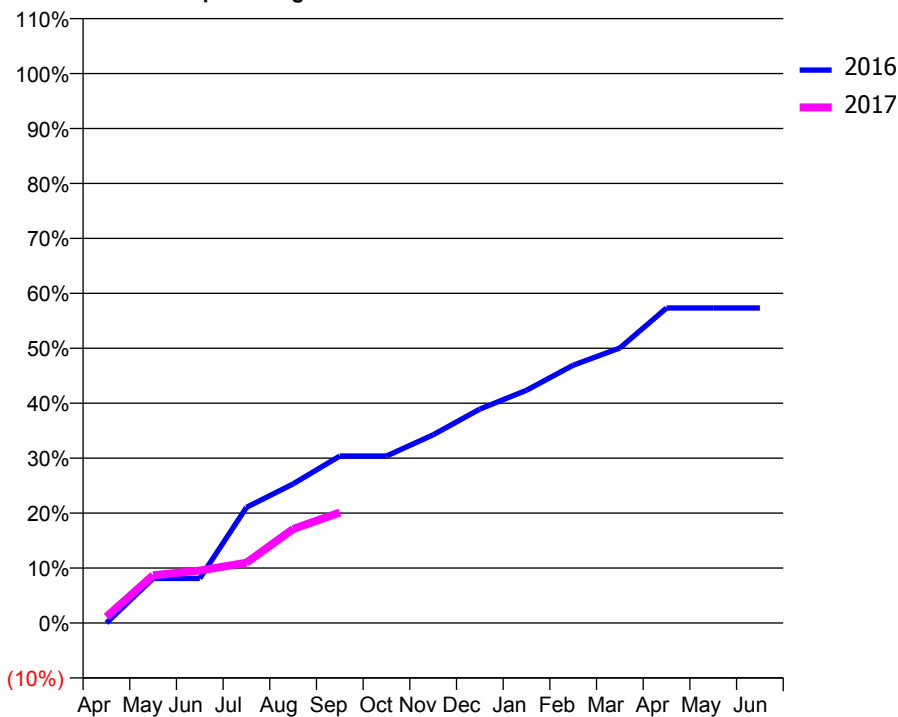
ACCESS*

Patients seen in 24 months	Total	Change since previous quarter
Quarter ending September 2015	299	
Quarter ending December 2015	291	↓
Quarter ending March 2016	268	↓
Quarter ending June 2016	252	↓
Quarter ending September 2016	242	↓
Variance since September 2015	(19.1%)	↓



ACTIVITY

Cumulative percentage of contracted UDA delivered 2016 & 2017



Adjusted Scheduled Activity (UDA)

Month	2016	2017
April	0	8
May	57	61
June	57	67
July	148	77
August	178	120
September	214	141
October	214	-
November	241	-
December	274	-
January	298	-
February	330	-
March	352	-
April	403	-
May	403	-
June	403	-

QUALITY

	Quantity	Base Number	Contract	AT	Region	England
% of FP17s for the same patient ID Re-attending within 3 months - Children	4	105	3.8%	10.4%	11.8%	12.4%
% of FP17s for the same patient ID Re-attending within 3 months - Adults	1	10	10.0%	15.9%	17.1%	16.7%
% of FP17s for the same patient ID Re-attending between 3 & 9 months - Children	57	105	54.3%	47.1%	45.8%	57.4%
% of FP17s for the same patient ID Re-attending between 3 & 9 months - Adults	5	10	50.0%	37.7%	37.6%	50.5%
% of FP17s for Band 1 Urgent Courses	2	87	2.3%	10.1%	10.6%	9.1%
% of FP17s Relating to Free Repair or Replacements	0	87	0.0%	0.6%	0.6%	0.8%
% of FP17s Relating to Continuations	0	87	0.0%	1.1%	0.9%	1.3%
% of Patients satisfied with the dentistry they have received	0	0	N/A	90.5%	90.2%	93.2%
% of Patients satisfied with the time they had to wait for an appointment	0	0	N/A	85.8%	83.8%	89.0%

* This is based on patients treated on this contract for their most recent course of treatment. Figures in italics indicate the base number of FP17s or Patient Questionnaire responses are less than 100. N/A is shown where the base number of responses is less than 10 during the period. % is calculated as Quantity/Base number*100

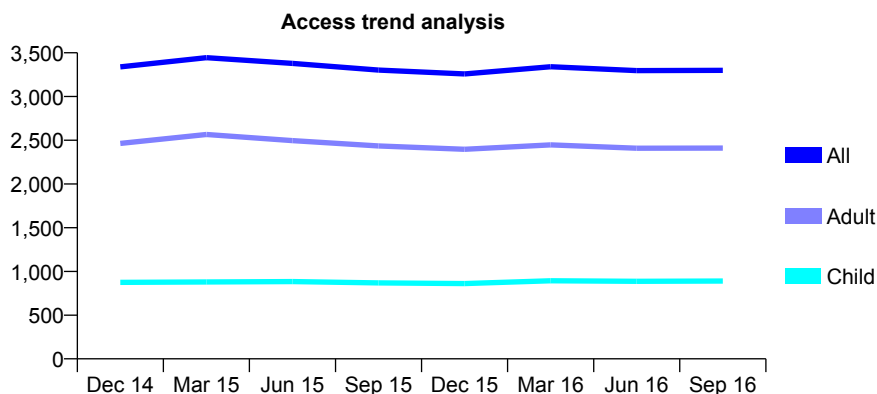
Q63 - Vital Signs At a Glance Contract Report for 108189/0001 - September 2016

Name or company name	Greenwich & Bexley Emergency Dental Ser
Contract type name	GDS Contract
Purpose of contract	General
Contract start date	01/04/2011
Contract end date	

16/17 Contracted general activity (UDA)	9,700
Carry forward general activity (UDA)	0
16/17 Contracted orthodontic activity (UOA)	0
Carry forward orthodontic activity (UOA)	0
Baseline contract value	£242,600.71

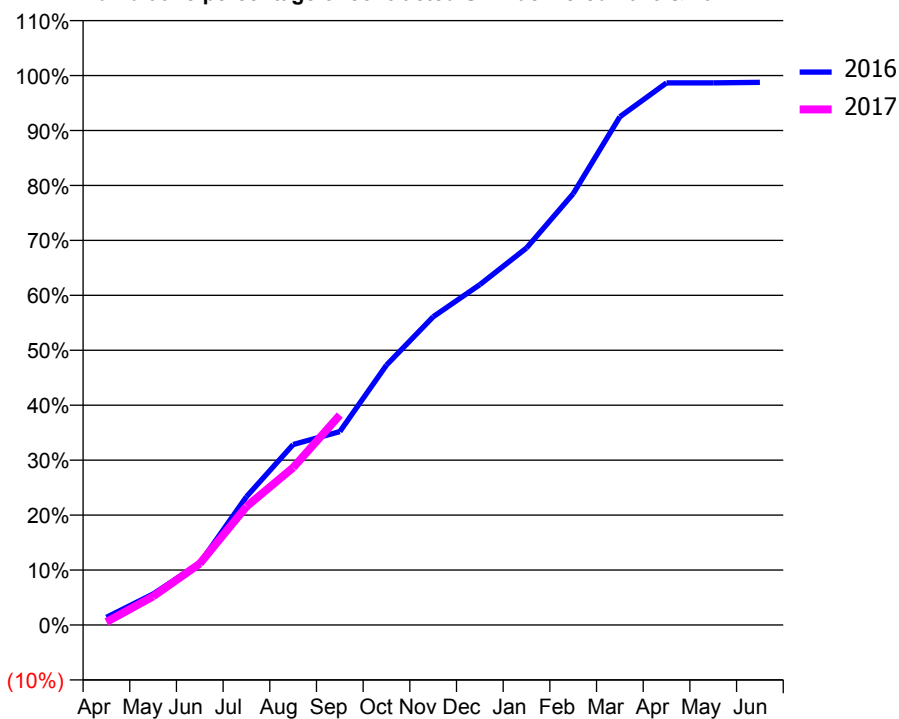
ACCESS*

Patients seen in 24 months	Total	Change since previous quarter
Quarter ending September 2015	3,303	
Quarter ending December 2015	3,258	↓
Quarter ending March 2016	3,340	↑
Quarter ending June 2016	3,296	↓
Quarter ending September 2016	3,300	→
Variance since September 2015	(0.1%)	→



ACTIVITY

Cumulative percentage of contracted UDA delivered 2016 & 2017



Month	Adjusted Scheduled Activity (UDA)	
	2016	2017
April	135	52
May	548	504
June	1,091	1,083
July	2,265	2,091
August	3,186	2,778
September	3,414	3,707
October	4,590	
November	5,441	
December	6,009	
January	6,656	
February	7,615	
March	8,972	
April	9,569	
May	9,569	
June	9,580	

QUALITY

	Quantity	Base Number	Contract	AT	Region	England
% of FP17s for the same patient ID Re-attending within 3 months - Children	33	581	5.7%	10.4%	11.8%	12.4%
% of FP17s for the same patient ID Re-attending within 3 months - Adults	199	1,300	15.3%	15.9%	17.1%	16.7%
% of FP17s for the same patient ID Re-attending between 3 & 9 months - Children	311	581	53.5%	47.1%	45.8%	57.4%
% of FP17s for the same patient ID Re-attending between 3 & 9 months - Adults	502	1,300	38.6%	37.7%	37.6%	50.5%
% of FP17s for Band 1 Urgent Courses	116	1,501	7.7%	10.1%	10.6%	9.1%
% of FP17s Relating to Free Repair or Replacements	22	1,501	1.5%	0.6%	0.6%	0.8%
% of FP17s Relating to Continuations	52	1,501	3.5%	1.1%	0.9%	1.3%
% of Patients satisfied with the dentistry they have received	2	2	N/A	90.5%	90.2%	93.2%
% of Patients satisfied with the time they had to wait for an appointment	2	2	N/A	85.8%	83.8%	89.0%

* This is based on patients treated on this contract for their most recent course of treatment. Figures in italics indicate the base number of FP17s or Patient Questionnaire responses are less than 100. N/A is shown where the base number of responses is less than 10 during the period. % is calculated as Quantity/Base number*100

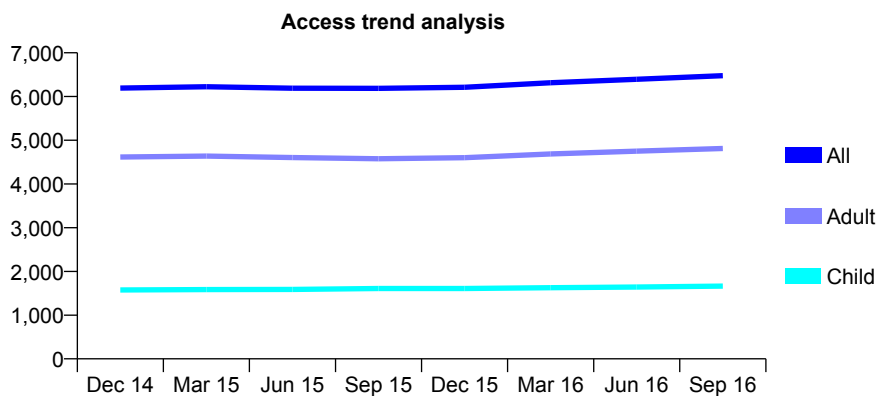
Q63 - Vital Signs At a Glance Contract Report for 108243/0001 - September 2016

Name or company name	Confidential Clinic
Contract type name	GDS Contract
Purpose of contract	General
Contract start date	01/04/2012
Contract end date	

16/17 Contracted general activity (UDA)	14,608
Carry forward general activity (UDA)	0
16/17 Contracted orthodontic activity (UOA)	0
Carry forward orthodontic activity (UOA)	0
Baseline contract value	£377,538.90

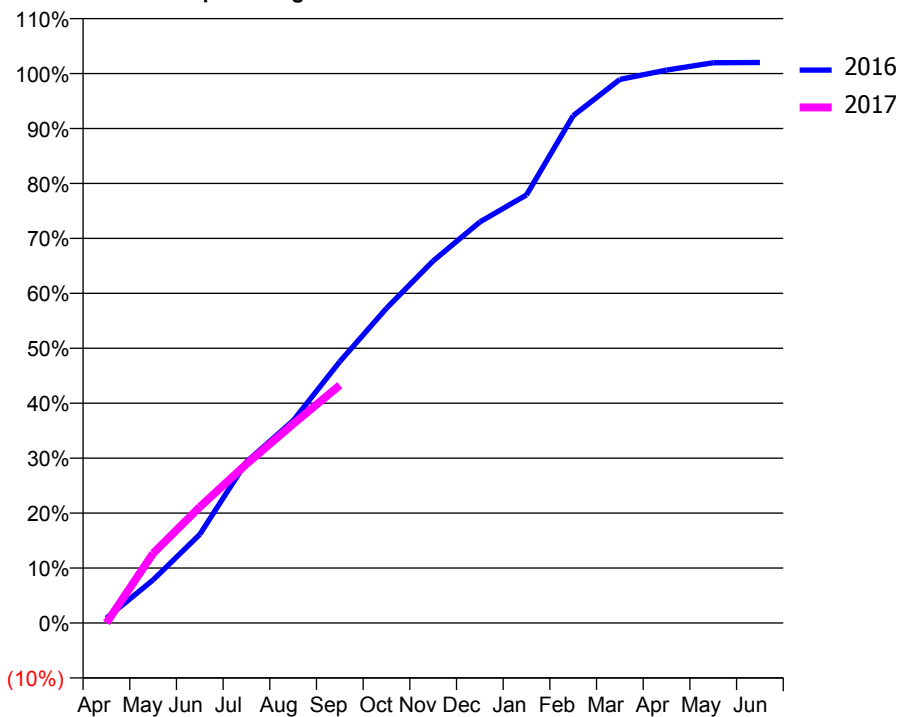
ACCESS*

Patients seen in 24 months	Total	Change since previous quarter
Quarter ending September 2015	6,186	
Quarter ending December 2015	6,211	→
Quarter ending March 2016	6,315	→
Quarter ending June 2016	6,394	→
Quarter ending September 2016	6,476	→
Variance since September 2015	4.7%	↑



ACTIVITY

Cumulative percentage of contracted UDA delivered 2016 & 2017



Month	Adjusted Scheduled Activity (UDA)	
	2016	2017
April	130	0
May	1,146	1,851
June	2,356	3,087
July	4,285	4,229
August	5,381	5,290
September	6,950	6,323
October	8,367	
November	9,625	
December	10,662	
January	11,383	
February	13,486	
March	14,449	
April	14,698	
May	14,895	
June	14,900	

QUALITY

	Quantity	Base Number	Contract	AT	Region	England
% of FP17s for the same patient ID Re-attending within 3 months - Children	87	1,065	8.2%	10.4%	11.8%	12.4%
% of FP17s for the same patient ID Re-attending within 3 months - Adults	357	2,263	15.8%	15.9%	17.1%	16.7%
% of FP17s for the same patient ID Re-attending between 3 & 9 months - Children	479	1,065	45.0%	47.1%	45.8%	57.4%
% of FP17s for the same patient ID Re-attending between 3 & 9 months - Adults	698	2,263	30.8%	37.7%	37.6%	50.5%
% of FP17s for Band 1 Urgent Courses	362	2,781	13.0%	10.1%	10.6%	9.1%
% of FP17s Relating to Free Repair or Replacements	26	2,781	0.9%	0.6%	0.6%	0.8%
% of FP17s Relating to Continuations	42	2,781	1.5%	1.1%	0.9%	1.3%
% of Patients satisfied with the dentistry they have received	2	2	N/A	90.5%	90.2%	93.2%
% of Patients satisfied with the time they had to wait for an appointment	2	2	N/A	85.8%	83.8%	89.0%

* This is based on patients treated on this contract for their most recent course of treatment. Figures in italics indicate the base number of FP17s or Patient Questionnaire responses are less than 100. N/A is shown where the base number of responses is less than 10 during the period. % is calculated as Quantity/Base number*100

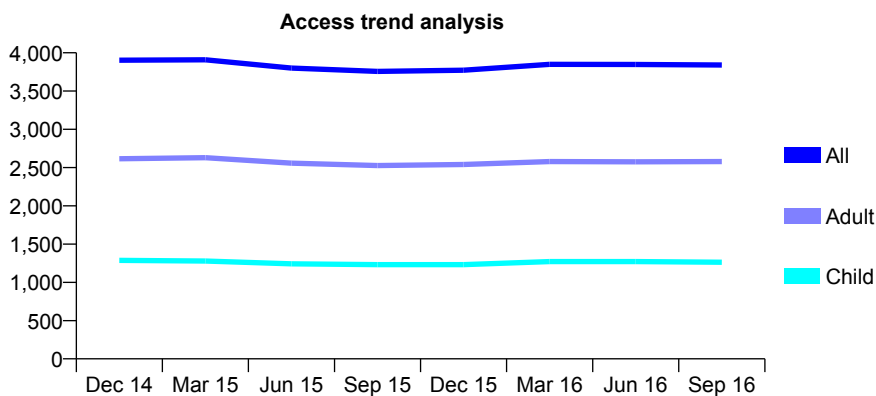
Q63 - Vital Signs At a Glance Contract Report for 108758/0001 - September 2016

Name or company name	Beeches Dental Surgery
Contract type name	GDS Contract
Purpose of contract	General
Contract start date	01/05/2006
Contract end date	

16/17 Contracted general activity (UDA)	10,053
Carry forward general activity (UDA)	122
16/17 Contracted orthodontic activity (UOA)	0
Carry forward orthodontic activity (UOA)	0
Baseline contract value	£292,036.79

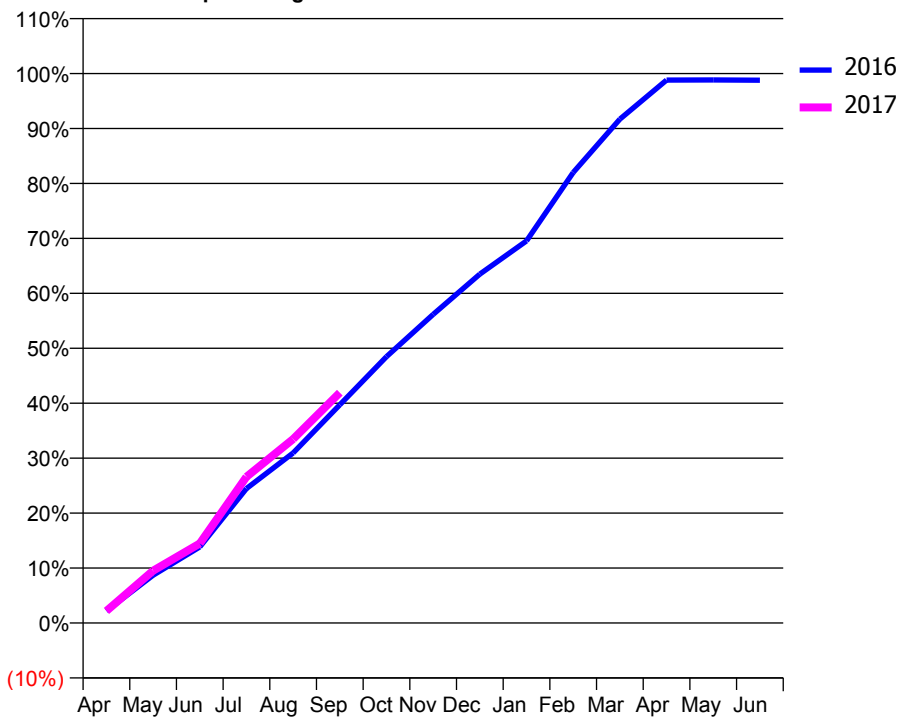
ACCESS*

Patients seen in 24 months	Total	Change since previous quarter
Quarter ending September 2015	3,757	
Quarter ending December 2015	3,772	→
Quarter ending March 2016	3,850	↑
Quarter ending June 2016	3,847	→
Quarter ending September 2016	3,840	→
Variance since September 2015	2.2%	↑



ACTIVITY

Cumulative percentage of contracted UDA delivered 2016 & 2017



Adjusted Scheduled Activity (UDA)

Month	2016	2017
April	220	221
May	876	956
June	1,393	1,456
July	2,461	2,676
August	3,111	3,366
September	3,992	4,214
October	4,874	
November	5,646	
December	6,383	
January	6,991	
February	8,242	
March	9,217	
April	9,932	
May	9,935	
June	9,931	

QUALITY

	Quantity	Base Number	Contract	AT	Region	England
% of FP17s for the same patient ID Re-attending within 3 months - Children	22	828	2.7%	10.4%	11.8%	12.4%
% of FP17s for the same patient ID Re-attending within 3 months - Adults	132	1,416	9.3%	15.9%	17.1%	16.7%
% of FP17s for the same patient ID Re-attending between 3 & 9 months - Children	355	828	42.9%	47.1%	45.8%	57.4%
% of FP17s for the same patient ID Re-attending between 3 & 9 months - Adults	589	1,416	41.6%	37.7%	37.6%	50.5%
% of FP17s for Band 1 Urgent Courses	30	2,021	1.5%	10.1%	10.6%	9.1%
% of FP17s Relating to Free Repair or Replacements	33	2,021	1.6%	0.6%	0.6%	0.8%
% of FP17s Relating to Continuations	14	2,021	0.7%	1.1%	0.9%	1.3%
% of Patients satisfied with the dentistry they have received	3	3	N/A	90.5%	90.2%	93.2%
% of Patients satisfied with the time they had to wait for an appointment	3	3	N/A	85.8%	83.8%	89.0%

* This is based on patients treated on this contract for their most recent course of treatment. Figures in italics indicate the base number of FP17s or Patient Questionnaire responses are less than 100. N/A is shown where the base number of responses is less than 10 during the period. % is calculated as Quantity/Base number*100

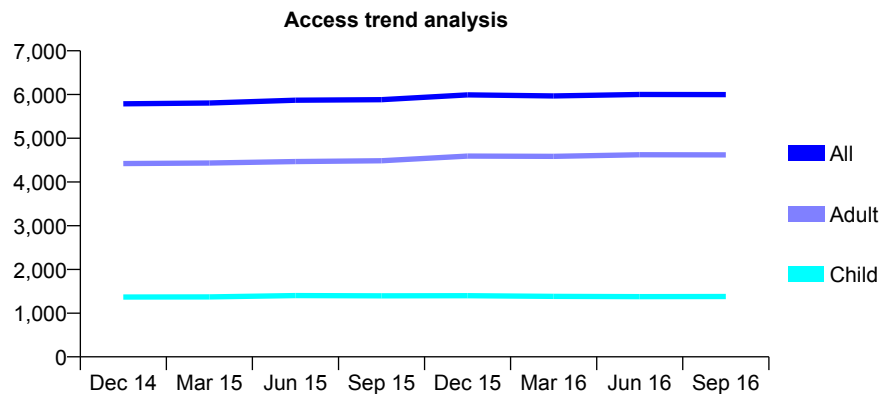
Q63 - Vital Signs At a Glance Contract Report for 109150/0001 - September 2016

Name or company name	MR K FAIZ
Contract type name	GDS Contract
Purpose of contract	General
Contract start date	01/07/2012
Contract end date	

16/17 Contracted general activity (UDA)	19,865
Carry forward general activity (UDA)	0
16/17 Contracted orthodontic activity (UOA)	0
Carry forward orthodontic activity (UOA)	0
Baseline contract value	£583,825.68

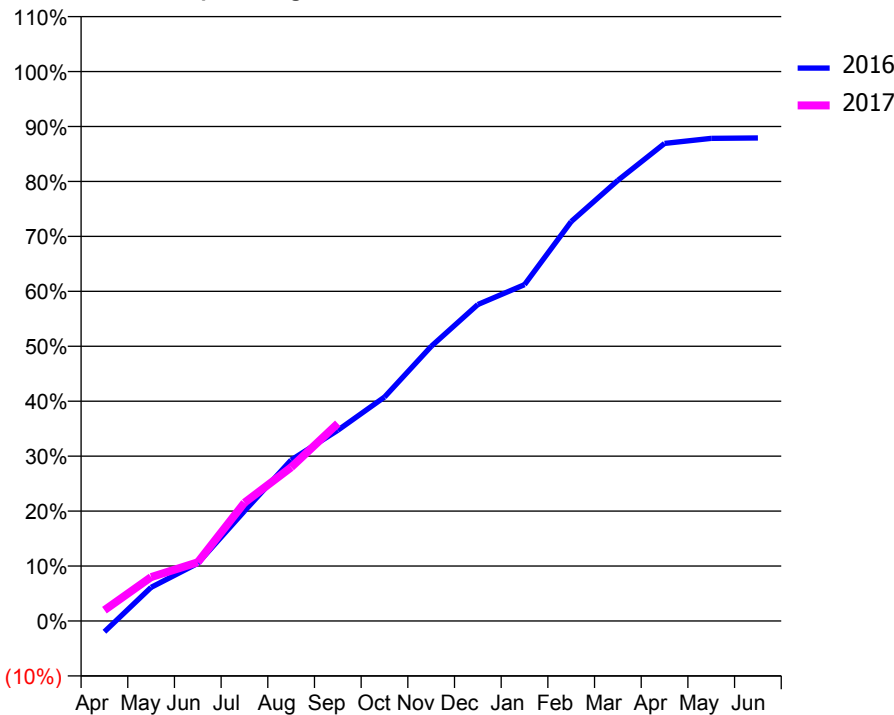
ACCESS*

Patients seen in 24 months	Total	Change since previous quarter
Quarter ending September 2015	5,881	
Quarter ending December 2015	5,992	→
Quarter ending March 2016	5,969	→
Quarter ending June 2016	6,000	→
Quarter ending September 2016	5,999	→
Variance since September 2015	2.0%	↑



ACTIVITY

Cumulative percentage of contracted UDA delivered 2016 & 2017



Month	Adjusted Scheduled Activity (UDA)	
	2016	2017
April	-391	392
May	1,215	1,587
June	2,085	2,124
July	3,974	4,276
August	5,823	5,553
September	6,895	7,143
October	8,095	
November	9,927	
December	11,442	
January	12,159	
February	14,441	
March	15,930	
April	17,264	
May	17,448	
June	17,462	

QUALITY

	Quantity	Base Number	Contract	AT	Region	England
% of FP17s for the same patient ID Re-attending within 3 months - Children	97	1,021	9.5%	10.4%	11.8%	12.4%
% of FP17s for the same patient ID Re-attending within 3 months - Adults	731	3,100	23.6%	15.9%	17.1%	16.7%
% of FP17s for the same patient ID Re-attending between 3 & 9 months - Children	517	1,021	50.6%	47.1%	45.8%	57.4%
% of FP17s for the same patient ID Re-attending between 3 & 9 months - Adults	1,228	3,100	39.6%	37.7%	37.6%	50.5%
% of FP17s for Band 1 Urgent Courses	785	3,495	22.5%	10.1%	10.6%	9.1%
% of FP17s Relating to Free Repair or Replacements	12	3,495	0.3%	0.6%	0.6%	0.8%
% of FP17s Relating to Continuations	60	3,495	1.7%	1.1%	0.9%	1.3%
% of Patients satisfied with the dentistry they have received	2	2	N/A	90.5%	90.2%	93.2%
% of Patients satisfied with the time they had to wait for an appointment	2	2	N/A	85.8%	83.8%	89.0%

* This is based on patients treated on this contract for their most recent course of treatment. Figures in italics indicate the base number of FP17s or Patient Questionnaire responses are less than 100. N/A is shown where the base number of responses is less than 10 during the period. % is calculated as Quantity/Base number*100

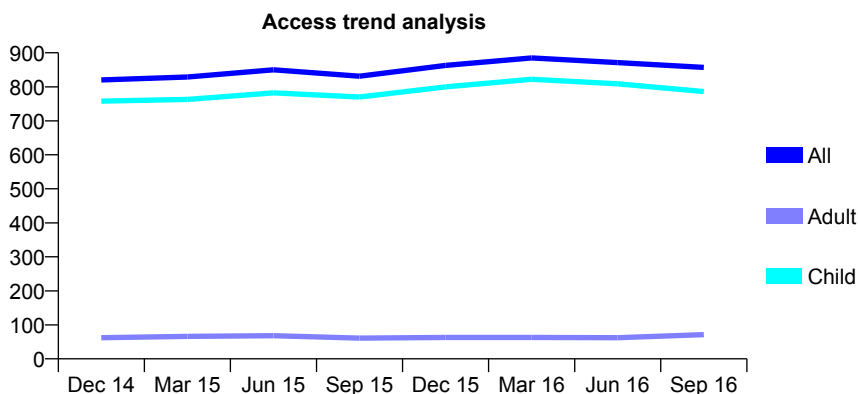
Q63 - Vital Signs At a Glance Contract Report for 109797/0001 - September 2016

Name or company name	The Buckley Practice Ltd
Contract type name	GDS Contract
Purpose of contract	General
Contract start date	11/02/2008
Contract end date	

16/17 Contracted general activity (UDA)	1,846
Carry forward general activity (UDA)	0
16/17 Contracted orthodontic activity (UOA)	0
Carry forward orthodontic activity (UOA)	0
Baseline contract value	£37,621.93

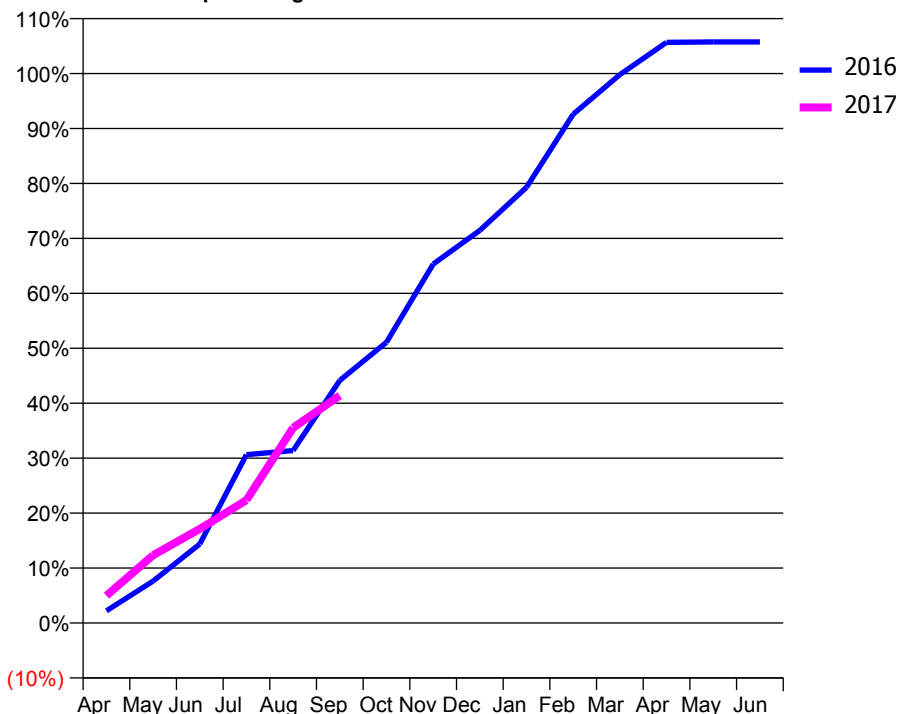
ACCESS*

Patients seen in 24 months	Total	Change since previous quarter
Quarter ending September 2015	831	
Quarter ending December 2015	863	↑
Quarter ending March 2016	885	↑
Quarter ending June 2016	871	↓
Quarter ending September 2016	857	↓
Variance since September 2015	3.1%	↑



ACTIVITY

Cumulative percentage of contracted UDA delivered 2016 & 2017



Month	Adjusted Scheduled Activity (UDA)	
	2016	2017
April	41	92
May	141	228
June	265	316
July	565	413
August	579	656
September	815	764
October	943	
November	1,206	
December	1,319	
January	1,464	
February	1,709	
March	1,842	
April	1,951	
May	1,952	
June	1,952	

QUALITY

	Quantity	Base Number	Contract	AT	Region	England
% of FP17s for the same patient ID Re-attending within 3 months - Children	57	604	9.4%	10.4%	11.8%	12.4%
% of FP17s for the same patient ID Re-attending within 3 months - Adults	0	0	N/A	15.9%	17.1%	16.7%
% of FP17s for the same patient ID Re-attending between 3 & 9 months - Children	434	604	71.9%	47.1%	45.8%	57.4%
% of FP17s for the same patient ID Re-attending between 3 & 9 months - Adults	0	0	N/A	37.7%	37.6%	50.5%
% of FP17s for Band 1 Urgent Courses	20	526	3.8%	10.1%	10.6%	9.1%
% of FP17s Relating to Free Repair or Replacements	0	526	0.0%	0.6%	0.6%	0.8%
% of FP17s Relating to Continuations	7	526	1.3%	1.1%	0.9%	1.3%
% of Patients satisfied with the dentistry they have received	0	0	N/A	90.5%	90.2%	93.2%
% of Patients satisfied with the time they had to wait for an appointment	0	0	N/A	85.8%	83.8%	89.0%

* This is based on patients treated on this contract for their most recent course of treatment. Figures in italics indicate the base number of FP17s or Patient Questionnaire responses are less than 100. N/A is shown where the base number of responses is less than 10 during the period. % is calculated as Quantity/Base number*100

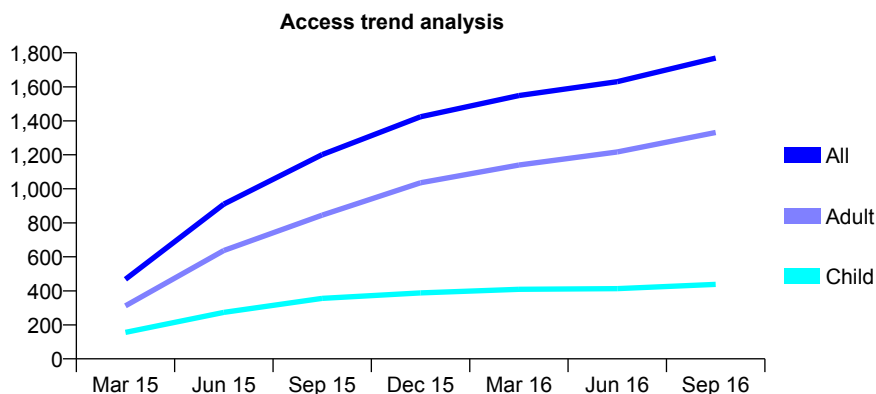
Q63 - Vital Signs At a Glance Contract Report for 110256/0001 - September 2016

Name or company name	One 4 One Dental Practice
Contract type name	GDS Contract
Purpose of contract	General
Contract start date	12/12/2014
Contract end date	

16/17 Contracted general activity (UDA)	3,994
Carry forward general activity (UDA)	-35
16/17 Contracted orthodontic activity (UOA)	0
Carry forward orthodontic activity (UOA)	0
Baseline contract value	£130,491.15

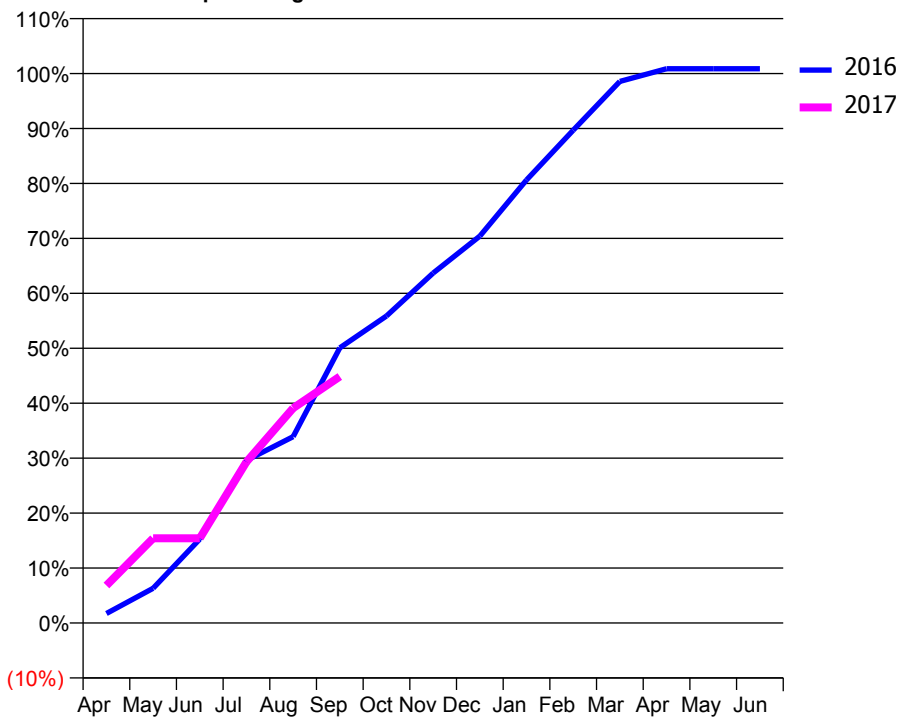
ACCESS*

Patients seen in 24 months	Total	Change since previous quarter
Quarter ending September 2015	1,201	
Quarter ending December 2015	1,424	↑
Quarter ending March 2016	1,549	↑
Quarter ending June 2016	1,630	↑
Quarter ending September 2016	1,769	↑
Variance since September 2015	47.3%	↑



ACTIVITY

Cumulative percentage of contracted UDA delivered 2016 & 2017



Adjusted Scheduled Activity (UDA)

Month	2016	2017
April	69	272
May	252	616
June	610	616
July	1,182	1,172
August	1,355	1,562
September	2,000	1,792
October	2,231	
November	2,543	
December	2,812	
January	3,221	
February	3,582	
March	3,937	
April	4,029	
May	4,029	
June	4,029	

QUALITY

	Quantity	Base Number	Contract	AT	Region	England
% of FP17s for the same patient ID Re-attending within 3 months - Children	17	239	7.1%	10.4%	11.8%	12.4%
% of FP17s for the same patient ID Re-attending within 3 months - Adults	48	613	7.8%	15.9%	17.1%	16.7%
% of FP17s for the same patient ID Re-attending between 3 & 9 months - Children	117	239	49.0%	47.1%	45.8%	57.4%
% of FP17s for the same patient ID Re-attending between 3 & 9 months - Adults	235	613	38.3%	37.7%	37.6%	50.5%
% of FP17s for Band 1 Urgent Courses	55	810	6.8%	10.1%	10.6%	9.1%
% of FP17s Relating to Free Repair or Replacements	2	810	0.2%	0.6%	0.6%	0.8%
% of FP17s Relating to Continuations	2	810	0.2%	1.1%	0.9%	1.3%
% of Patients satisfied with the dentistry they have received	0	0	N/A	90.5%	90.2%	93.2%
% of Patients satisfied with the time they had to wait for an appointment	0	0	N/A	85.8%	83.8%	89.0%

* This is based on patients treated on this contract for their most recent course of treatment. Figures in italics indicate the base number of FP17s or Patient Questionnaire responses are less than 100. N/A is shown where the base number of responses is less than 10 during the period. % is calculated as Quantity/Base number*100

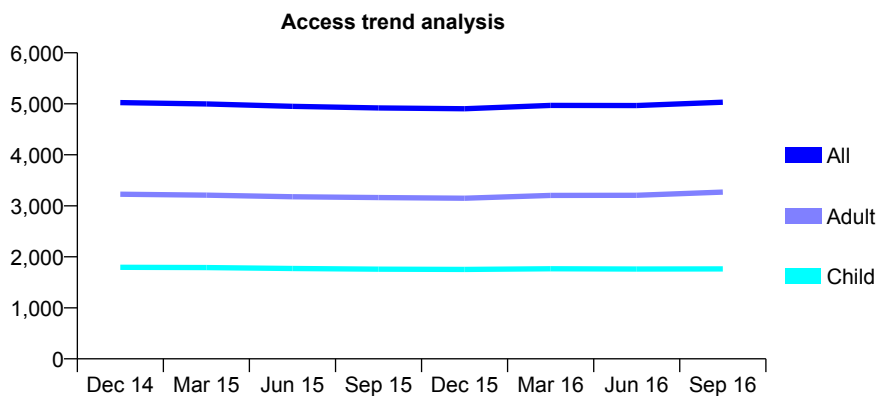
Q63 - Vital Signs At a Glance Contract Report for 110337/0002 - September 2016

Name or company name	Groves Dental Centre
Contract type name	GDS Contract
Purpose of contract	General
Contract start date	01/01/2012
Contract end date	

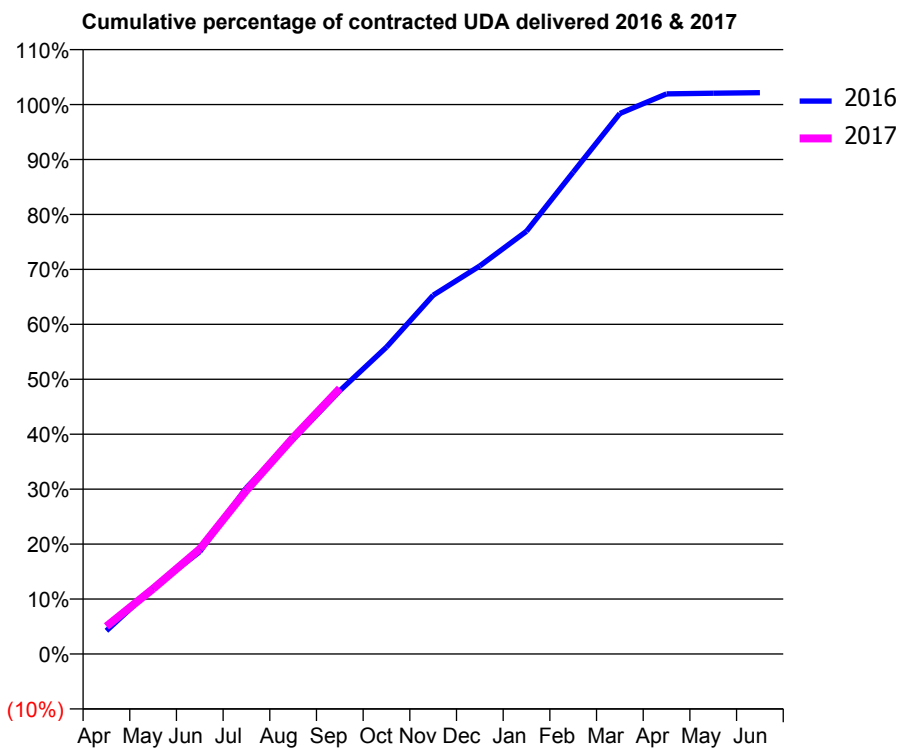
16/17 Contracted general activity (UDA)	13,000
Carry forward general activity (UDA)	0
16/17 Contracted orthodontic activity (UOA)	0
Carry forward orthodontic activity (UOA)	0
Baseline contract value	£325,930.28

ACCESS*

Patients seen in 24 months	Total	Change since previous quarter
Quarter ending September 2015	4,920	
Quarter ending December 2015	4,904	→
Quarter ending March 2016	4,969	→
Quarter ending June 2016	4,966	→
Quarter ending September 2016	5,032	→
Variance since September 2015	2.3%	↑



ACTIVITY



Month	Adjusted Scheduled Activity (UDA)	
	2016	2017
April	551	656
May	1,567	1,546
June	2,421	2,483
July	3,935	3,873
August	5,078	5,119
September	6,228	6,282
October	7,261	
November	8,489	
December	9,183	
January	10,001	
February	11,399	
March	12,789	
April	13,253	
May	13,266	
June	13,279	

QUALITY

	Quantity	Base Number	Contract	AT	Region	England
% of FP17s for the same patient ID Re-attending within 3 months - Children	147	1,593	9.2%	10.4%	11.8%	12.4%
% of FP17s for the same patient ID Re-attending within 3 months - Adults	332	2,533	13.1%	15.9%	17.1%	16.7%
% of FP17s for the same patient ID Re-attending between 3 & 9 months - Children	1,119	1,593	70.2%	47.1%	45.8%	57.4%
% of FP17s for the same patient ID Re-attending between 3 & 9 months - Adults	1,527	2,533	60.3%	37.7%	37.6%	50.5%
% of FP17s for Band 1 Urgent Courses	158	3,828	4.1%	10.1%	10.6%	9.1%
% of FP17s Relating to Free Repair or Replacements	17	3,828	0.4%	0.6%	0.6%	0.8%
% of FP17s Relating to Continuations	11	3,828	0.3%	1.1%	0.9%	1.3%
% of Patients satisfied with the dentistry they have received	4	4	N/A	90.5%	90.2%	93.2%
% of Patients satisfied with the time they had to wait for an appointment	4	4	N/A	85.8%	83.8%	89.0%

* This is based on patients treated on this contract for their most recent course of treatment. Figures in italics indicate the base number of FP17s or Patient Questionnaire responses are less than 100. N/A is shown where the base number of responses is less than 10 during the period. % is calculated as Quantity/Base number*100

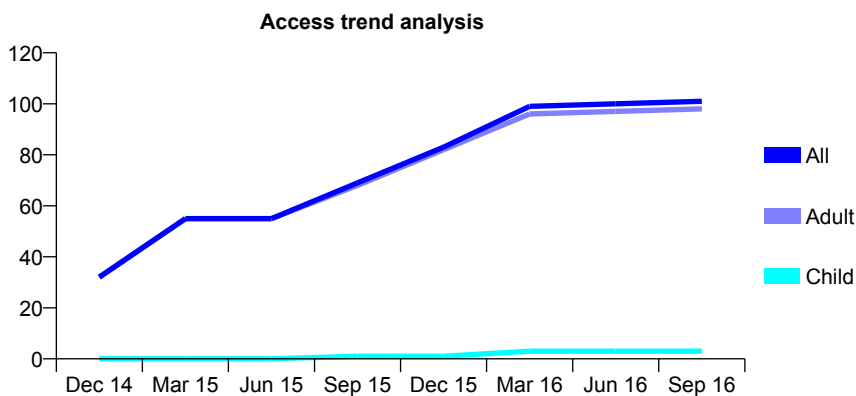
Q63 - Vital Signs At a Glance Contract Report for 110671/0010 - September 2016

Name or company name	Wandsworth Primary Care Trust
Contract type name	PDS Contract
Purpose of contract	General
Contract start date	01/05/2006
Contract end date	

16/17 Contracted general activity (UDA)	104
Carry forward general activity (UDA)	0
16/17 Contracted orthodontic activity (UOA)	0
Carry forward orthodontic activity (UOA)	0
Baseline contract value	£0.00

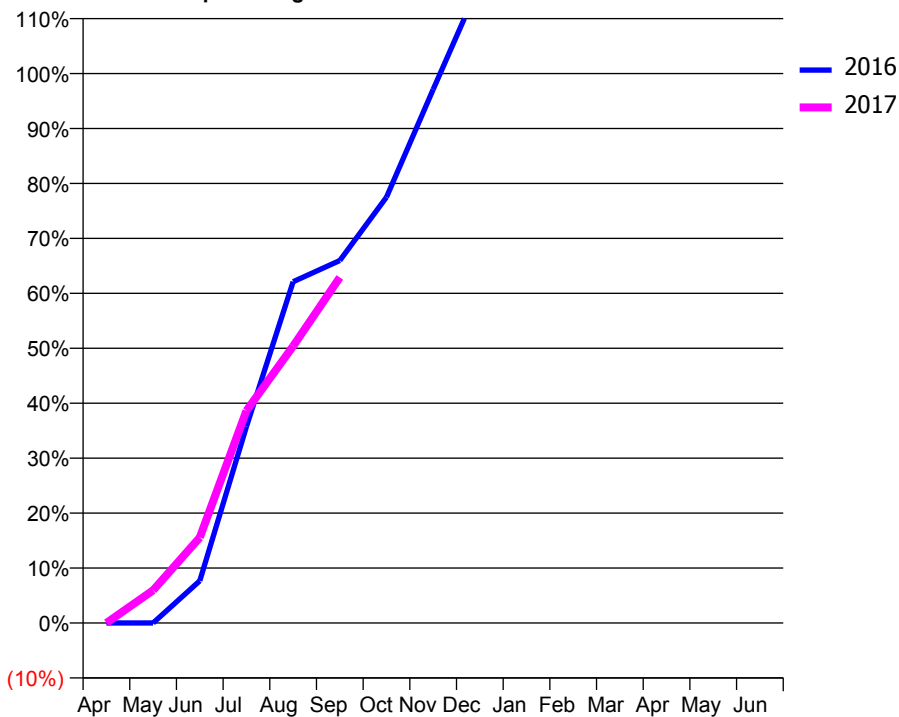
ACCESS*

Patients seen in 24 months	Total	Change since previous quarter
Quarter ending September 2015	69	
Quarter ending December 2015	83	↑
Quarter ending March 2016	99	↑
Quarter ending June 2016	100	→
Quarter ending September 2016	101	→
Variance since September 2015	46.4%	↑



ACTIVITY

Cumulative percentage of contracted UDA delivered 2016 & 2017



Month	Adjusted Scheduled Activity (UDA)	
	2016	2017
April	0	0
May	0	6
June	8	16
July	37	40
August	65	52
September	69	65
October	81	
November	101	
December	121	
January	127	
February	150	
March	165	
April	167	
May	167	
June	167	

QUALITY

	Quantity	Base Number	Contract	AT	Region	England
% of FP17s for the same patient ID Re-attending within 3 months - Children	0	0	N/A	10.4%	11.8%	12.4%
% of FP17s for the same patient ID Re-attending within 3 months - Adults	0	30	0.0%	15.9%	17.1%	16.7%
% of FP17s for the same patient ID Re-attending between 3 & 9 months - Children	0	0	N/A	47.1%	45.8%	57.4%
% of FP17s for the same patient ID Re-attending between 3 & 9 months - Adults	2	30	6.7%	37.7%	37.6%	50.5%
% of FP17s for Band 1 Urgent Courses	2	28	7.1%	10.1%	10.6%	9.1%
% of FP17s Relating to Free Repair or Replacements	0	28	0.0%	0.6%	0.6%	0.8%
% of FP17s Relating to Continuations	0	28	0.0%	1.1%	0.9%	1.3%
% of Patients satisfied with the dentistry they have received	0	0	N/A	90.5%	90.2%	93.2%
% of Patients satisfied with the time they had to wait for an appointment	0	0	N/A	85.8%	83.8%	89.0%

* This is based on patients treated on this contract for their most recent course of treatment. Figures in italics indicate the base number of FP17s or Patient Questionnaire responses are less than 100. N/A is shown where the base number of responses is less than 10 during the period. % is calculated as Quantity/Base number*100

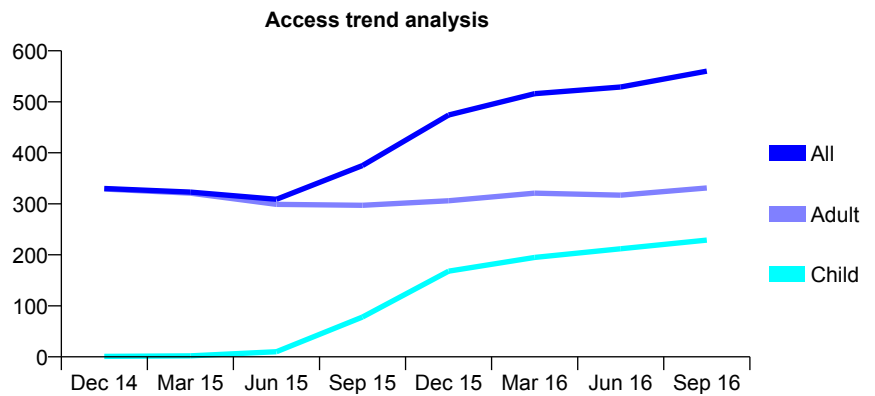
Q63 - Vital Signs At a Glance Contract Report for 110671/0017 - September 2016

Name or company name	Wandsworth Primary Care Trust
Contract type name	PDS Contract
Purpose of contract	General
Contract start date	01/05/2006
Contract end date	

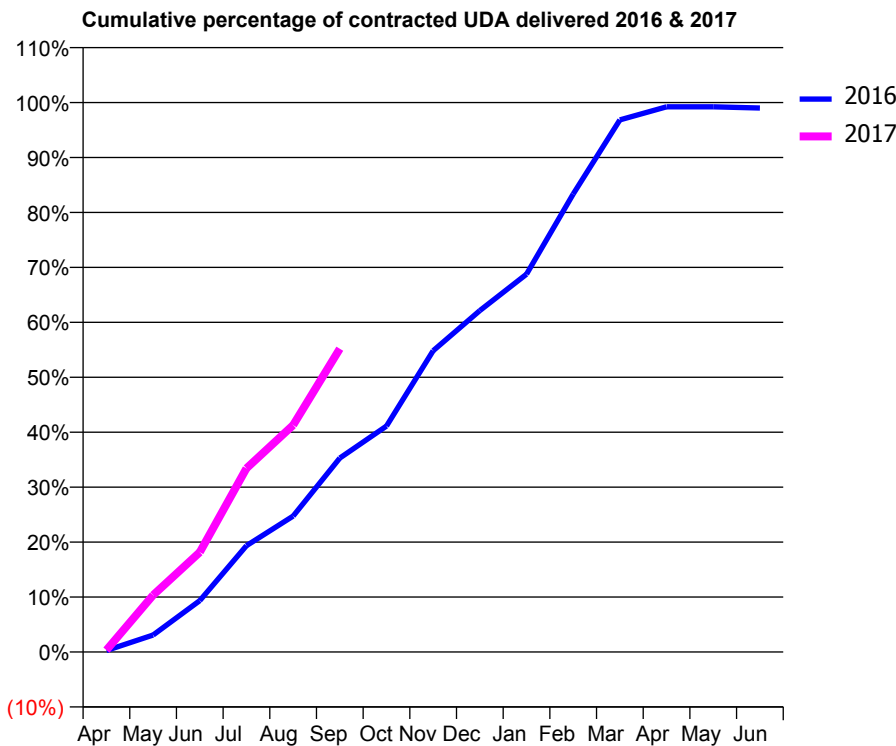
16/17 Contracted general activity (UDA)	1,392
Carry forward general activity (UDA)	0
16/17 Contracted orthodontic activity (UOA)	0
Carry forward orthodontic activity (UOA)	0
Baseline contract value	£0.00

ACCESS*

Patients seen in 24 months	Total	Change since previous quarter
Quarter ending September 2015	375	
Quarter ending December 2015	474	↑
Quarter ending March 2016	516	↑
Quarter ending June 2016	529	↑
Quarter ending September 2016	560	↑
Variance since September 2015	49.3%	↑



ACTIVITY



Month	Adjusted Scheduled Activity (UDA)	
	2016	2017
April	4	5
May	43	144
June	130	253
July	269	465
August	344	575
September	491	768
October	572	
November	763	
December	865	
January	957	
February	1,160	
March	1,348	
April	1,381	
May	1,381	
June	1,378	

QUALITY

	Quantity	Base Number	Contract	AT	Region	England
% of FP17s for the same patient ID Re-attending within 3 months - Children	29	175	16.6%	10.4%	11.8%	12.4%
% of FP17s for the same patient ID Re-attending within 3 months - Adults	11	199	5.5%	15.9%	17.1%	16.7%
% of FP17s for the same patient ID Re-attending between 3 & 9 months - Children	58	175	33.1%	47.1%	45.8%	57.4%
% of FP17s for the same patient ID Re-attending between 3 & 9 months - Adults	107	199	53.8%	37.7%	37.6%	50.5%
% of FP17s for Band 1 Urgent Courses	6	354	1.7%	10.1%	10.6%	9.1%
% of FP17s Relating to Free Repair or Replacements	3	354	0.8%	0.6%	0.6%	0.8%
% of FP17s Relating to Continuations	0	354	0.0%	1.1%	0.9%	1.3%
% of Patients satisfied with the dentistry they have received	0	0	N/A	90.5%	90.2%	93.2%
% of Patients satisfied with the time they had to wait for an appointment	0	0	N/A	85.8%	83.8%	89.0%

* This is based on patients treated on this contract for their most recent course of treatment. Figures in italics indicate the base number of FP17s or Patient Questionnaire responses are less than 100. N/A is shown where the base number of responses is less than 10 during the period. % is calculated as Quantity/Base number*100

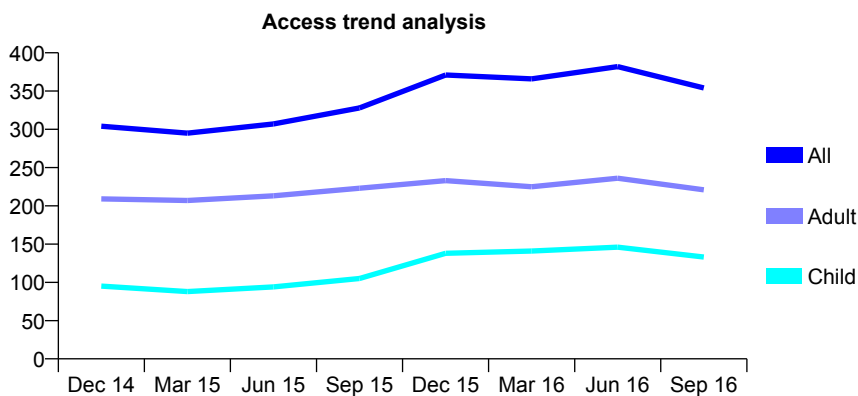
Q63 - Vital Signs At a Glance Contract Report for 110671/0019 - September 2016

Name or company name	Wandsworth Primary Care Trust
Contract type name	PDS Contract
Purpose of contract	General
Contract start date	01/05/2006
Contract end date	

16/17 Contracted general activity (UDA)	862
Carry forward general activity (UDA)	0
16/17 Contracted orthodontic activity (UOA)	0
Carry forward orthodontic activity (UOA)	0
Baseline contract value	£0.00

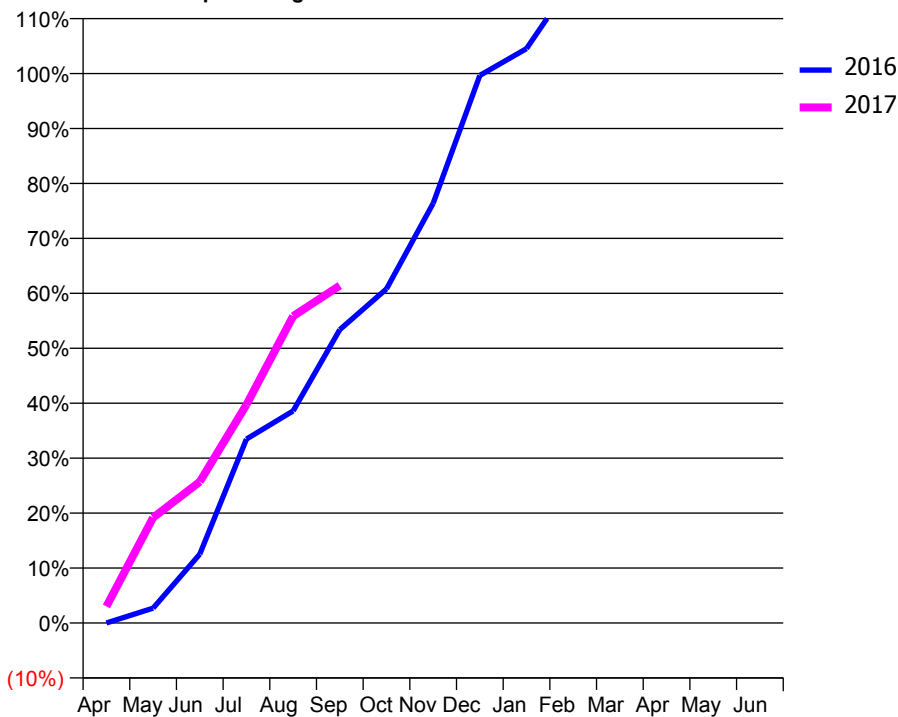
ACCESS*

Patients seen in 24 months	Total	Change since previous quarter
Quarter ending September 2015	328	
Quarter ending December 2015	371	↑
Quarter ending March 2016	366	↓
Quarter ending June 2016	382	↑
Quarter ending September 2016	354	↓
Variance since September 2015	7.9%	↑



ACTIVITY

Cumulative percentage of contracted UDA delivered 2016 & 2017



Adjusted Scheduled Activity (UDA)

Month	2016	2017
April	0	26
May	23	165
June	108	222
July	289	343
August	333	481
September	460	529
October	524	
November	658	
December	859	
January	901	
February	1,008	
March	1,083	
April	1,149	
May	1,151	
June	1,151	

QUALITY

	Quantity	Base Number	Contract	AT	Region	England
% of FP17s for the same patient ID Re-attending within 3 months - Children	13	112	11.6%	10.4%	11.8%	12.4%
% of FP17s for the same patient ID Re-attending within 3 months - Adults	26	153	17.0%	15.9%	17.1%	16.7%
% of FP17s for the same patient ID Re-attending between 3 & 9 months - Children	54	112	48.2%	47.1%	45.8%	57.4%
% of FP17s for the same patient ID Re-attending between 3 & 9 months - Adults	100	153	65.4%	37.7%	37.6%	50.5%
% of FP17s for Band 1 Urgent Courses	7	231	3.0%	10.1%	10.6%	9.1%
% of FP17s Relating to Free Repair or Replacements	0	231	0.0%	0.6%	0.6%	0.8%
% of FP17s Relating to Continuations	1	231	0.4%	1.1%	0.9%	1.3%
% of Patients satisfied with the dentistry they have received	0	0	N/A	90.5%	90.2%	93.2%
% of Patients satisfied with the time they had to wait for an appointment	0	0	N/A	85.8%	83.8%	89.0%

* This is based on patients treated on this contract for their most recent course of treatment. Figures in italics indicate the base number of FP17s or Patient Questionnaire responses are less than 100. N/A is shown where the base number of responses is less than 10 during the period. % is calculated as Quantity/Base number*100

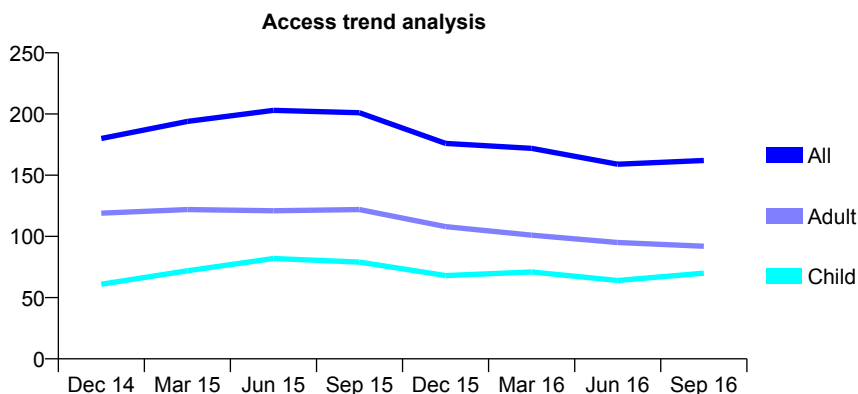
Q63 - Vital Signs At a Glance Contract Report for 110671/0021 - September 2016

Name or company name	Wandsworth Primary Care Trust
Contract type name	PDS Contract
Purpose of contract	General
Contract start date	01/04/2007
Contract end date	31/03/2017

16/17 Contracted general activity (UDA)	549
Carry forward general activity (UDA)	0
16/17 Contracted orthodontic activity (UOA)	0
Carry forward orthodontic activity (UOA)	0
Baseline contract value	£0.00

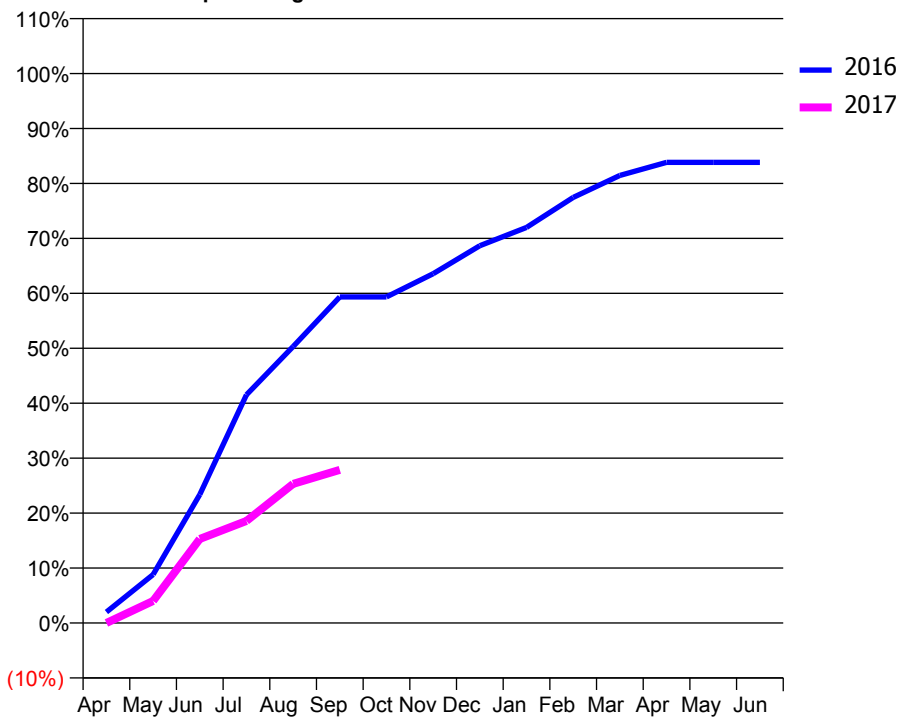
ACCESS*

Patients seen in 24 months	Total	Change since previous quarter
Quarter ending September 2015	201	
Quarter ending December 2015	176	↓
Quarter ending March 2016	172	↓
Quarter ending June 2016	159	↓
Quarter ending September 2016	162	→
Variance since September 2015	(19.4%)	↓



ACTIVITY

Cumulative percentage of contracted UDA delivered 2016 & 2017



Adjusted Scheduled Activity (UDA)

Month	2016	2017
April	11	0
May	48	22
June	128	84
July	228	102
August	276	139
September	326	153
October	326	
November	349	
December	377	
January	395	
February	425	
March	447	
April	460	
May	460	
June	460	

QUALITY

	Quantity	Base Number	Contract	AT	Region	England
% of FP17s for the same patient ID Re-attending within 3 months - Children	1	18	5.6%	10.4%	11.8%	12.4%
% of FP17s for the same patient ID Re-attending within 3 months - Adults	3	31	9.7%	15.9%	17.1%	16.7%
% of FP17s for the same patient ID Re-attending between 3 & 9 months - Children	3	18	16.7%	47.1%	45.8%	57.4%
% of FP17s for the same patient ID Re-attending between 3 & 9 months - Adults	10	31	32.3%	37.7%	37.6%	50.5%
% of FP17s for Band 1 Urgent Courses	0	45	0.0%	10.1%	10.6%	9.1%
% of FP17s Relating to Free Repair or Replacements	0	45	0.0%	0.6%	0.6%	0.8%
% of FP17s Relating to Continuations	0	45	0.0%	1.1%	0.9%	1.3%
% of Patients satisfied with the dentistry they have received	0	0	N/A	90.5%	90.2%	93.2%
% of Patients satisfied with the time they had to wait for an appointment	0	0	N/A	85.8%	83.8%	89.0%

* This is based on patients treated on this contract for their most recent course of treatment. Figures in italics indicate the base number of FP17s or Patient Questionnaire responses are less than 100. N/A is shown where the base number of responses is less than 10 during the period. % is calculated as Quantity/Base number*100

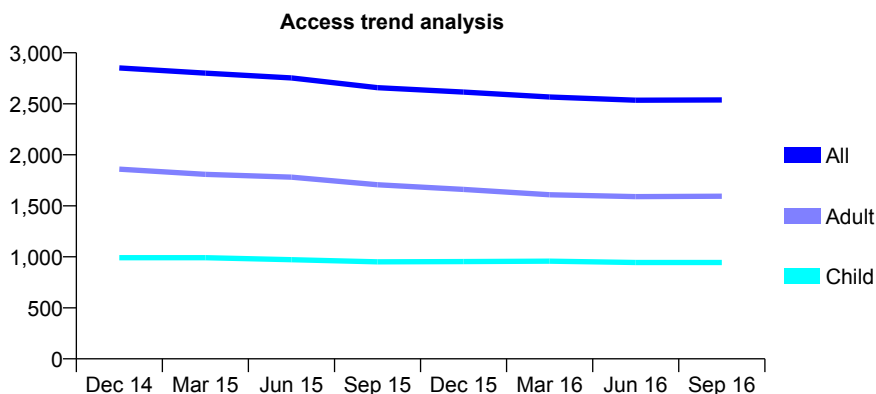
Q63 - Vital Signs At a Glance Contract Report for 111996/0001 - September 2016

Name or company name	Lillywhite Dental Practice
Contract type name	GDS Contract
Purpose of contract	General
Contract start date	16/03/2010
Contract end date	

16/17 Contracted general activity (UDA)	8,548
Carry forward general activity (UDA)	0
16/17 Contracted orthodontic activity (UOA)	0
Carry forward orthodontic activity (UOA)	0
Baseline contract value	£227,096.98

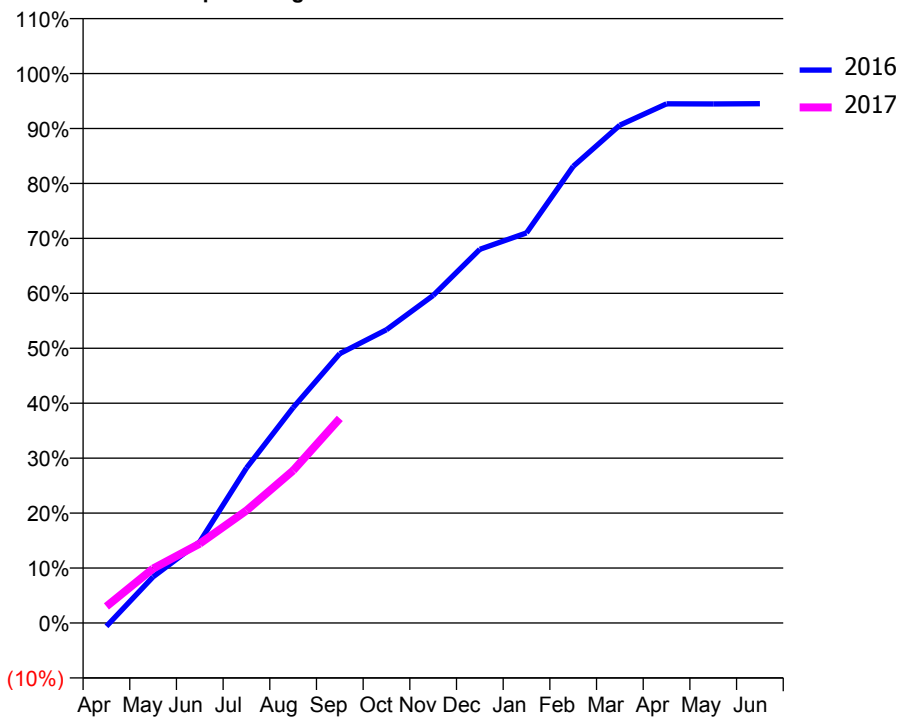
ACCESS*

Patients seen in 24 months	Total	Change since previous quarter
Quarter ending September 2015	2,658	
Quarter ending December 2015	2,615	↓
Quarter ending March 2016	2,567	↓
Quarter ending June 2016	2,535	↓
Quarter ending September 2016	2,538	→
Variance since September 2015	(4.5%)	↓



ACTIVITY

Cumulative percentage of contracted UDA delivered 2016 & 2017



Month	Adjusted Scheduled Activity (UDA)	
	2016	2017
April	-52	259
May	719	847
June	1,265	1,236
July	2,410	1,750
August	3,351	2,371
September	4,191	3,182
October	4,562	
November	5,095	
December	5,814	
January	6,068	
February	7,105	
March	7,745	
April	8,075	
May	8,073	
June	8,079	

QUALITY

	Quantity	Base Number	Contract	AT	Region	England
% of FP17s for the same patient ID Re-attending within 3 months - Children	92	866	10.6%	10.4%	11.8%	12.4%
% of FP17s for the same patient ID Re-attending within 3 months - Adults	172	1,218	14.1%	15.9%	17.1%	16.7%
% of FP17s for the same patient ID Re-attending between 3 & 9 months - Children	598	866	69.1%	47.1%	45.8%	57.4%
% of FP17s for the same patient ID Re-attending between 3 & 9 months - Adults	798	1,218	65.5%	37.7%	37.6%	50.5%
% of FP17s for Band 1 Urgent Courses	136	1,928	7.1%	10.1%	10.6%	9.1%
% of FP17s Relating to Free Repair or Replacements	6	1,928	0.3%	0.6%	0.6%	0.8%
% of FP17s Relating to Continuations	3	1,928	0.2%	1.1%	0.9%	1.3%
% of Patients satisfied with the dentistry they have received	0	0	N/A	90.5%	90.2%	93.2%
% of Patients satisfied with the time they had to wait for an appointment	0	0	N/A	85.8%	83.8%	89.0%

* This is based on patients treated on this contract for their most recent course of treatment. Figures in italics indicate the base number of FP17s or Patient Questionnaire responses are less than 100. N/A is shown where the base number of responses is less than 10 during the period. % is calculated as Quantity/Base number*100

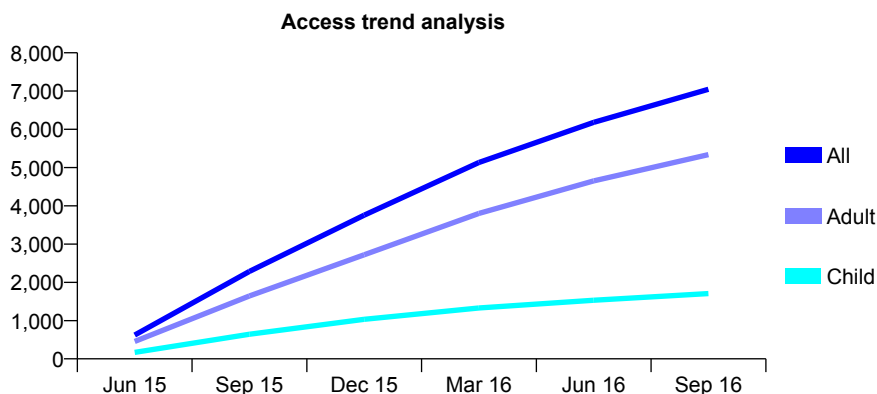
Q63 - Vital Signs At a Glance Contract Report for 112054/0001 - September 2016

Name or company name	Mr J Ginty and Mr Rumit Desai
Contract type name	GDS Contract
Purpose of contract	General
Contract start date	01/05/2015
Contract end date	

16/17 Contracted general activity (UDA)	19,545
Carry forward general activity (UDA)	-205
16/17 Contracted orthodontic activity (UOA)	0
Carry forward orthodontic activity (UOA)	0
Baseline contract value	£606,162.82

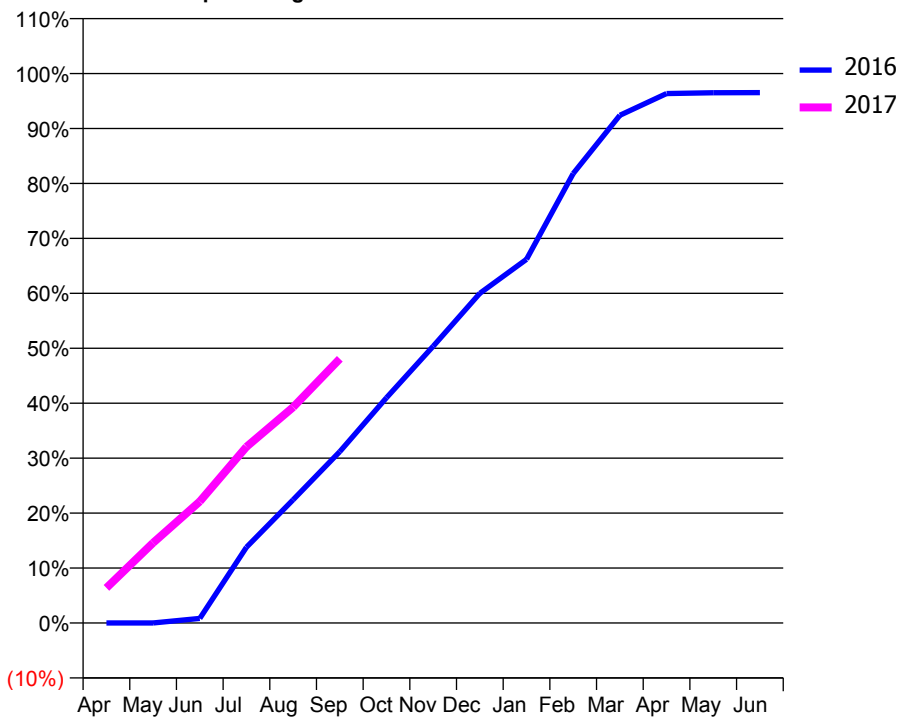
ACCESS*

Patients seen in 24 months	Total	Change since previous quarter
Quarter ending September 2015	2,284	
Quarter ending December 2015	3,756	↑
Quarter ending March 2016	5,132	↑
Quarter ending June 2016	6,182	↑
Quarter ending September 2016	7,045	↑
Variance since September 2015	208.5%	↑



ACTIVITY

Cumulative percentage of contracted UDA delivered 2016 & 2017



Month	Adjusted Scheduled Activity (UDA)	
	2016	2017
April	0	1,251
May	0	2,851
June	151	4,323
July	2,470	6,270
August	4,018	7,679
September	5,589	9,398
October	7,345	
November	9,024	
December	10,748	
January	11,860	
February	14,654	
March	16,554	
April	17,262	
May	17,287	
June	17,291	

QUALITY

	Quantity	Base Number	Contract	AT	Region	England
% of FP17s for the same patient ID Re-attending within 3 months - Children	112	1,197	9.4%	10.4%	11.8%	12.4%
% of FP17s for the same patient ID Re-attending within 3 months - Adults	450	3,410	13.2%	15.9%	17.1%	16.7%
% of FP17s for the same patient ID Re-attending between 3 & 9 months - Children	474	1,197	39.6%	47.1%	45.8%	57.4%
% of FP17s for the same patient ID Re-attending between 3 & 9 months - Adults	1,033	3,410	30.3%	37.7%	37.6%	50.5%
% of FP17s for Band 1 Urgent Courses	457	4,037	11.3%	10.1%	10.6%	9.1%
% of FP17s Relating to Free Repair or Replacements	28	4,037	0.7%	0.6%	0.6%	0.8%
% of FP17s Relating to Continuations	53	4,037	1.3%	1.1%	0.9%	1.3%
% of Patients satisfied with the dentistry they have received	3	3	N/A	90.5%	90.2%	93.2%
% of Patients satisfied with the time they had to wait for an appointment	2	3	N/A	85.8%	83.8%	89.0%

* This is based on patients treated on this contract for their most recent course of treatment. Figures in italics indicate the base number of FP17s or Patient Questionnaire responses are less than 100. N/A is shown where the base number of responses is less than 10 during the period. % is calculated as Quantity/Base number*100

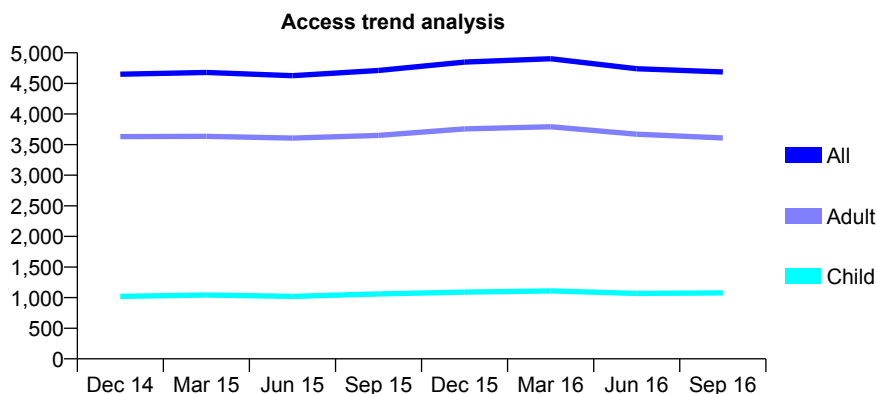
Q63 - Vital Signs At a Glance Contract Report for 112712/0001 - September 2016

Name or company name	Ebrahim Zadeh Saadat and Tabrizi Hosseir
Contract type name	GDS Contract
Purpose of contract	General
Contract start date	01/03/2009
Contract end date	

16/17 Contracted general activity (UDA)	16,200
Carry forward general activity (UDA)	0
16/17 Contracted orthodontic activity (UOA)	0
Carry forward orthodontic activity (UOA)	0
Baseline contract value	£385,432.12

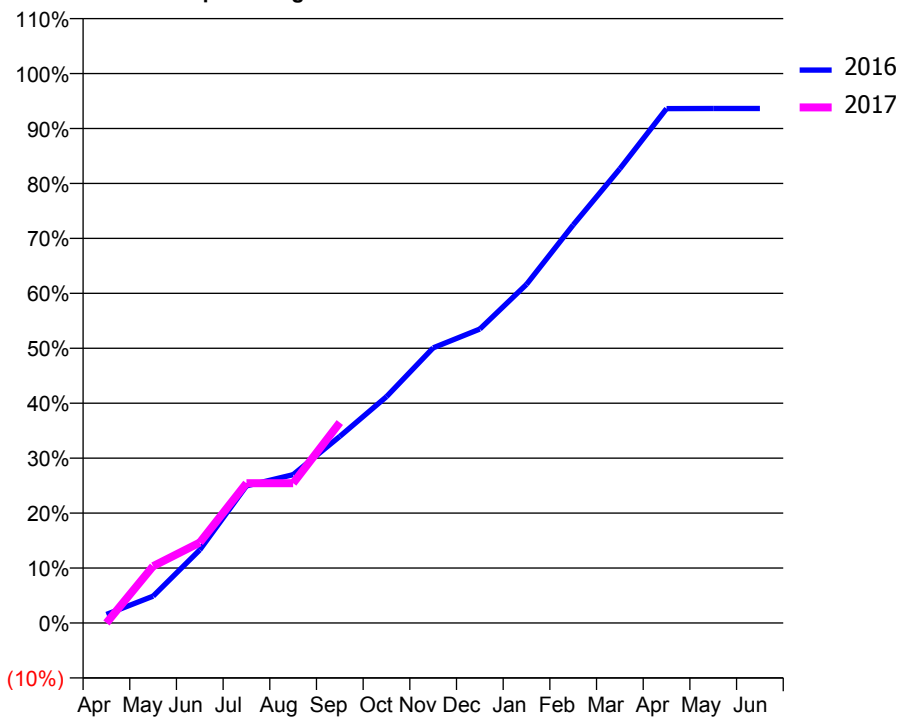
ACCESS*

Patients seen in 24 months	Total	Change since previous quarter
Quarter ending September 2015	4,711	
Quarter ending December 2015	4,849	↑
Quarter ending March 2016	4,902	→
Quarter ending June 2016	4,739	↓
Quarter ending September 2016	4,688	↓
Variance since September 2015	(0.5%)	→



ACTIVITY

Cumulative percentage of contracted UDA delivered 2016 & 2017



Month	Adjusted Scheduled Activity (UDA)	
	2016	2017
April	253	0
May	792	1,678
June	2,157	2,371
July	4,044	4,123
August	4,373	4,123
September	5,501	5,912
October	6,675	
November	8,110	
December	8,668	
January	9,982	
February	11,737	
March	13,390	
April	15,166	
May	15,167	
June	15,167	

QUALITY

	Quantity	Base Number	Contract	AT	Region	England
% of FP17s for the same patient ID Re-attending within 3 months - Children	51	624	8.2%	10.4%	11.8%	12.4%
% of FP17s for the same patient ID Re-attending within 3 months - Adults	334	2,019	16.5%	15.9%	17.1%	16.7%
% of FP17s for the same patient ID Re-attending between 3 & 9 months - Children	232	624	37.2%	47.1%	45.8%	57.4%
% of FP17s for the same patient ID Re-attending between 3 & 9 months - Adults	785	2,019	38.9%	37.7%	37.6%	50.5%
% of FP17s for Band 1 Urgent Courses	253	2,111	12.0%	10.1%	10.6%	9.1%
% of FP17s Relating to Free Repair or Replacements	0	2,111	0.0%	0.6%	0.6%	0.8%
% of FP17s Relating to Continuations	50	2,111	2.4%	1.1%	0.9%	1.3%
% of Patients satisfied with the dentistry they have received	2	2	N/A	90.5%	90.2%	93.2%
% of Patients satisfied with the time they had to wait for an appointment	2	2	N/A	85.8%	83.8%	89.0%

* This is based on patients treated on this contract for their most recent course of treatment. Figures in italics indicate the base number of FP17s or Patient Questionnaire responses are less than 100. N/A is shown where the base number of responses is less than 10 during the period. % is calculated as Quantity/Base number*100

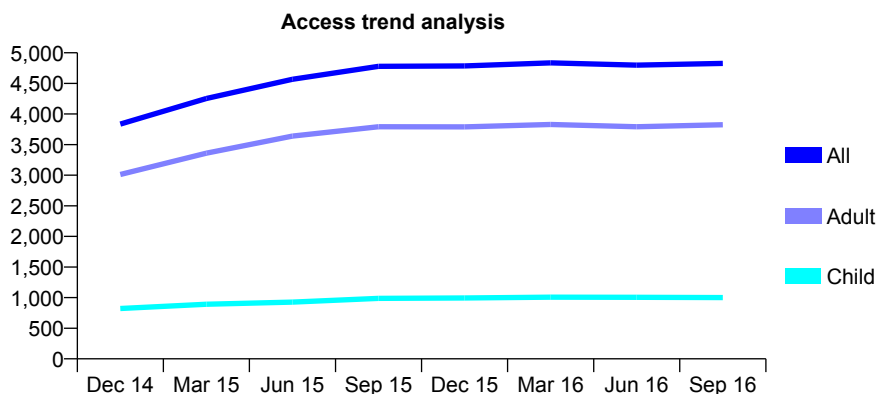
Q63 - Vital Signs At a Glance Contract Report for 113271/0001 - September 2016

Name or company name	Amritpal Marway & Divyash Patel
Contract type name	GDS Contract
Purpose of contract	General
Contract start date	01/09/2013
Contract end date	

16/17 Contracted general activity (UDA)	11,125
Carry forward general activity (UDA)	-223
16/17 Contracted orthodontic activity (UOA)	0
Carry forward orthodontic activity (UOA)	0
Baseline contract value	£663,000.28

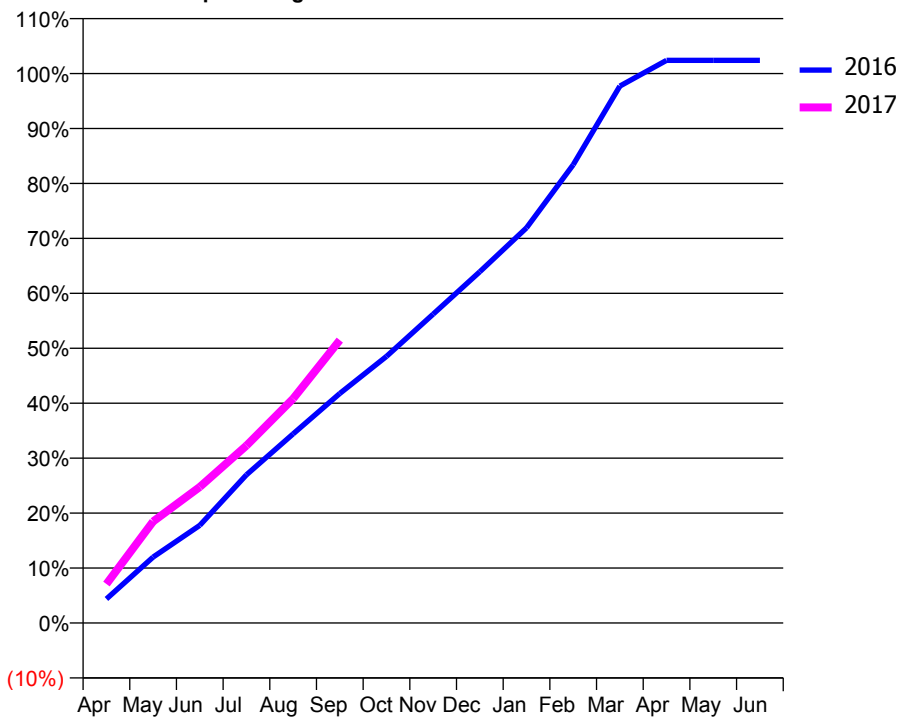
ACCESS*

Patients seen in 24 months	Total	Change since previous quarter
Quarter ending September 2015	4,779	
Quarter ending December 2015	4,785	→
Quarter ending March 2016	4,836	→
Quarter ending June 2016	4,798	→
Quarter ending September 2016	4,826	→
Variance since September 2015	1.0%	→



ACTIVITY

Cumulative percentage of contracted UDA delivered 2016 & 2017



Month	Adjusted Scheduled Activity (UDA)	
	2016	2017
April	486	789
May	1,334	2,056
June	1,977	2,756
July	3,002	3,591
August	3,830	4,543
September	4,646	5,728
October	5,399	
November	6,254	
December	7,113	
January	8,002	
February	9,277	
March	10,870	
April	11,391	
May	11,391	
June	11,392	

QUALITY

	Quantity	Base Number	Contract	AT	Region	England
% of FP17s for the same patient ID Re-attending within 3 months - Children	30	501	6.0%	10.4%	11.8%	12.4%
% of FP17s for the same patient ID Re-attending within 3 months - Adults	138	1,686	8.2%	15.9%	17.1%	16.7%
% of FP17s for the same patient ID Re-attending between 3 & 9 months - Children	139	501	27.7%	47.1%	45.8%	57.4%
% of FP17s for the same patient ID Re-attending between 3 & 9 months - Adults	356	1,686	21.1%	37.7%	37.6%	50.5%
% of FP17s for Band 1 Urgent Courses	60	1,810	3.3%	10.1%	10.6%	9.1%
% of FP17s Relating to Free Repair or Replacements	32	1,810	1.8%	0.6%	0.6%	0.8%
% of FP17s Relating to Continuations	27	1,810	1.5%	1.1%	0.9%	1.3%
% of Patients satisfied with the dentistry they have received	1	1	N/A	90.5%	90.2%	93.2%
% of Patients satisfied with the time they had to wait for an appointment	1	1	N/A	85.8%	83.8%	89.0%

* This is based on patients treated on this contract for their most recent course of treatment. Figures in italics indicate the base number of FP17s or Patient Questionnaire responses are less than 100. N/A is shown where the base number of responses is less than 10 during the period. % is calculated as Quantity/Base number*100

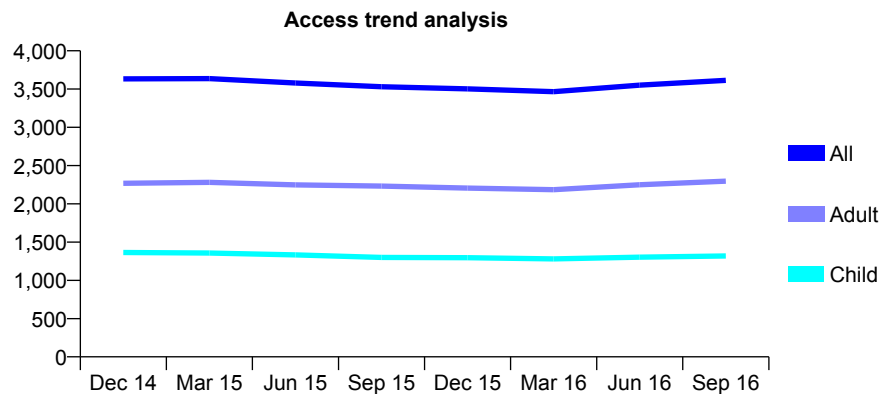
Q63 - Vital Signs At a Glance Contract Report for 113751/0001 - September 2016

Name or company name	JH Patel & Partners
Contract type name	GDS Contract
Purpose of contract	General
Contract start date	01/05/2006
Contract end date	

16/17 Contracted general activity (UDA)	10,421
Carry forward general activity (UDA)	0
16/17 Contracted orthodontic activity (UOA)	0
Carry forward orthodontic activity (UOA)	0
Baseline contract value	£258,753.31

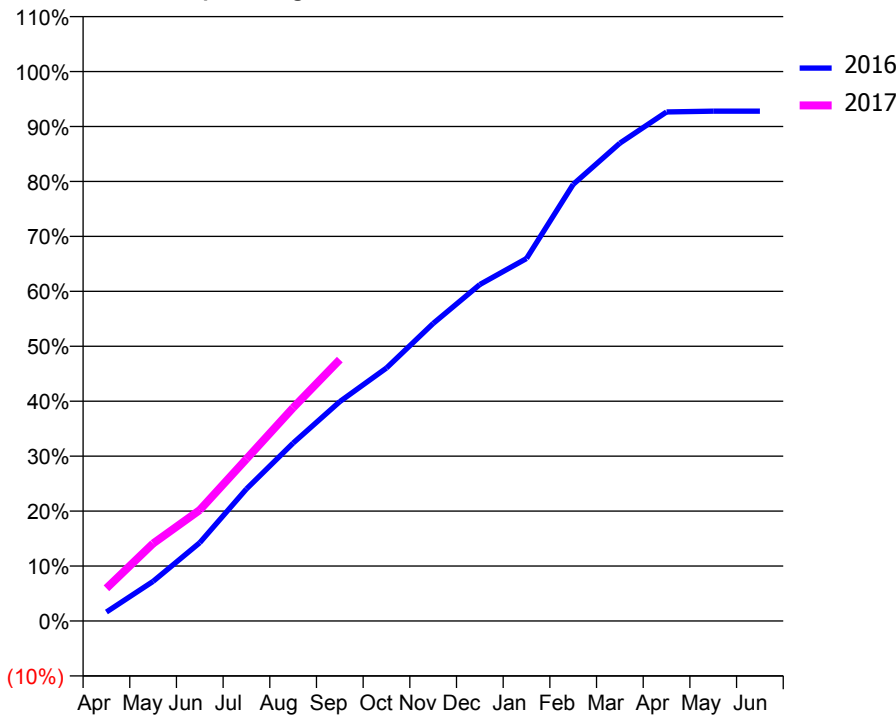
ACCESS*

Patients seen in 24 months	Total	Change since previous quarter
Quarter ending September 2015	3,531	
Quarter ending December 2015	3,502	→
Quarter ending March 2016	3,465	↓
Quarter ending June 2016	3,552	↑
Quarter ending September 2016	3,614	→
Variance since September 2015	2.4%	↑



ACTIVITY

Cumulative percentage of contracted UDA delivered 2016 & 2017



Month	Adjusted Scheduled Activity (UDA)	
	2016	2017
April	171	622
May	752	1,470
June	1,485	2,105
July	2,506	3,073
August	3,376	4,045
September	4,161	4,958
October	4,798	
November	5,643	
December	6,382	
January	6,875	
February	8,282	
March	9,063	
April	9,653	
May	9,669	
June	9,669	

QUALITY

	Quantity	Base Number	Contract	AT	Region	England
% of FP17s for the same patient ID Re-attending within 3 months - Children	108	1,009	10.7%	10.4%	11.8%	12.4%
% of FP17s for the same patient ID Re-attending within 3 months - Adults	377	1,746	21.6%	15.9%	17.1%	16.7%
% of FP17s for the same patient ID Re-attending between 3 & 9 months - Children	543	1,009	53.8%	47.1%	45.8%	57.4%
% of FP17s for the same patient ID Re-attending between 3 & 9 months - Adults	795	1,746	45.5%	37.7%	37.6%	50.5%
% of FP17s for Band 1 Urgent Courses	272	2,258	12.0%	10.1%	10.6%	9.1%
% of FP17s Relating to Free Repair or Replacements	3	2,258	0.1%	0.6%	0.6%	0.8%
% of FP17s Relating to Continuations	36	2,258	1.6%	1.1%	0.9%	1.3%
% of Patients satisfied with the dentistry they have received	5	5	N/A	90.5%	90.2%	93.2%
% of Patients satisfied with the time they had to wait for an appointment	5	5	N/A	85.8%	83.8%	89.0%

* This is based on patients treated on this contract for their most recent course of treatment. Figures in italics indicate the base number of FP17s or Patient Questionnaire responses are less than 100. N/A is shown where the base number of responses is less than 10 during the period. % is calculated as Quantity/Base number*100

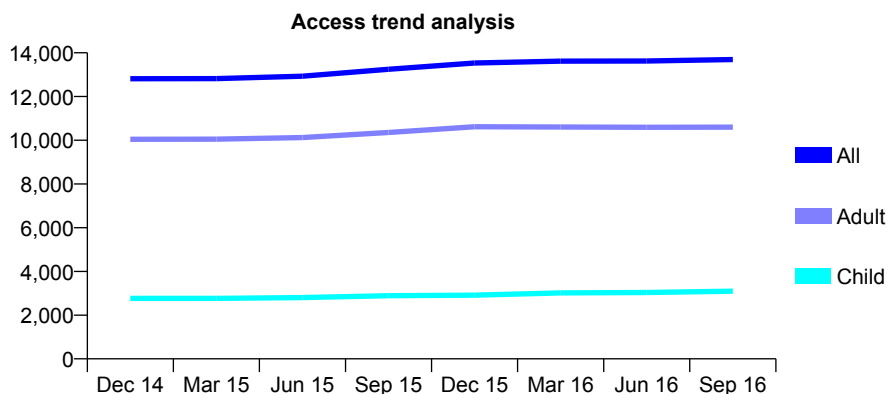
Q63 - Vital Signs At a Glance Contract Report for 114340/0001 - September 2016

Name or company name	Maxident Clinic Ltd.
Contract type name	GDS Contract
Purpose of contract	General
Contract start date	01/06/2012
Contract end date	

16/17 Contracted general activity (UDA)	41,609
Carry forward general activity (UDA)	-65
16/17 Contracted orthodontic activity (UOA)	0
Carry forward orthodontic activity (UOA)	0
Baseline contract value	£1,050,930.05

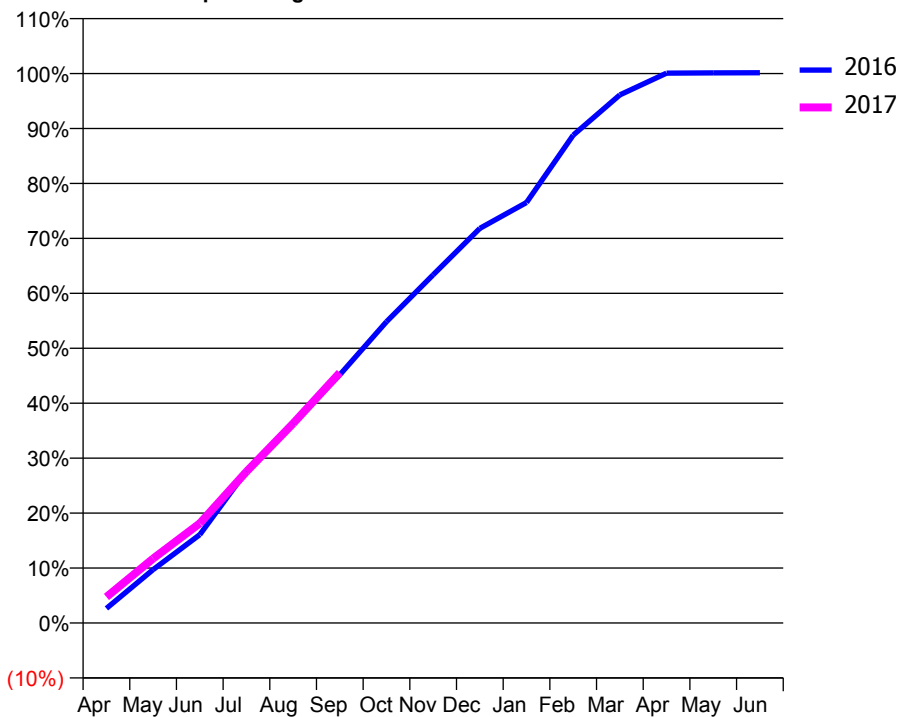
ACCESS*

Patients seen in 24 months	Total	Change since previous quarter
Quarter ending September 2015	13,244	
Quarter ending December 2015	13,532	↑
Quarter ending March 2016	13,621	→
Quarter ending June 2016	13,627	→
Quarter ending September 2016	13,692	→
Variance since September 2015	3.4%	↑



ACTIVITY

Cumulative percentage of contracted UDA delivered 2016 & 2017



Month	Adjusted Scheduled Activity (UDA)	
	2016	2017
April	1,159	1,976
May	4,241	4,884
June	7,007	7,545
July	12,056	11,467
August	15,902	15,115
September	19,699	18,955
October	23,907	
November	27,638	
December	31,321	
January	33,369	
February	38,713	
March	41,910	
April	43,640	
May	43,658	
June	43,673	

QUALITY

	Quantity	Base Number	Contract	AT	Region	England
% of FP17s for the same patient ID Re-attending within 3 months - Children	180	2,196	8.2%	10.4%	11.8%	12.4%
% of FP17s for the same patient ID Re-attending within 3 months - Adults	941	6,094	15.4%	15.9%	17.1%	16.7%
% of FP17s for the same patient ID Re-attending between 3 & 9 months - Children	1,112	2,196	50.6%	47.1%	45.8%	57.4%
% of FP17s for the same patient ID Re-attending between 3 & 9 months - Adults	2,607	6,094	42.8%	37.7%	37.6%	50.5%
% of FP17s for Band 1 Urgent Courses	819	7,543	10.9%	10.1%	10.6%	9.1%
% of FP17s Relating to Free Repair or Replacements	35	7,543	0.5%	0.6%	0.6%	0.8%
% of FP17s Relating to Continuations	57	7,543	0.8%	1.1%	0.9%	1.3%
% of Patients satisfied with the dentistry they have received	8	8	N/A	90.5%	90.2%	93.2%
% of Patients satisfied with the time they had to wait for an appointment	7	8	N/A	85.8%	83.8%	89.0%

* This is based on patients treated on this contract for their most recent course of treatment. Figures in italics indicate the base number of FP17s or Patient Questionnaire responses are less than 100. N/A is shown where the base number of responses is less than 10 during the period. % is calculated as Quantity/Base number*100

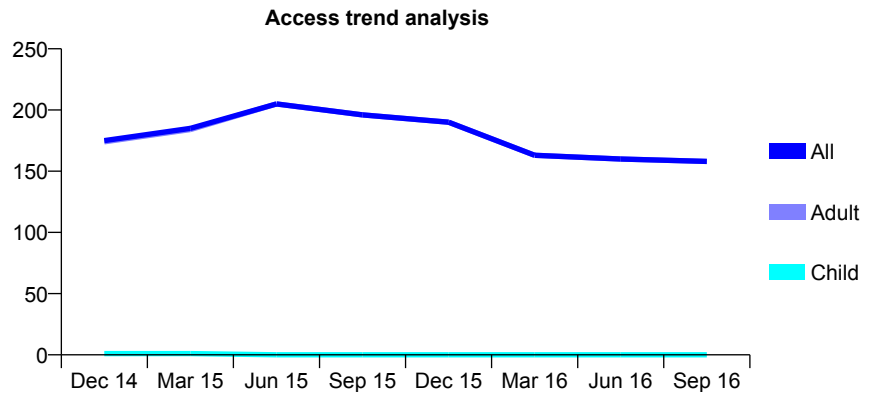
Q63 - Vital Signs At a Glance Contract Report for 114340/0002 - September 2016

Name or company name	Maxident Clinic Ltd.
Contract type name	PDS Contract
Purpose of contract	General
Contract start date	01/09/2012
Contract end date	31/03/2017

16/17 Contracted general activity (UDA)	750
Carry forward general activity (UDA)	0
16/17 Contracted orthodontic activity (UOA)	0
Carry forward orthodontic activity (UOA)	0
Baseline contract value	£38,877.77

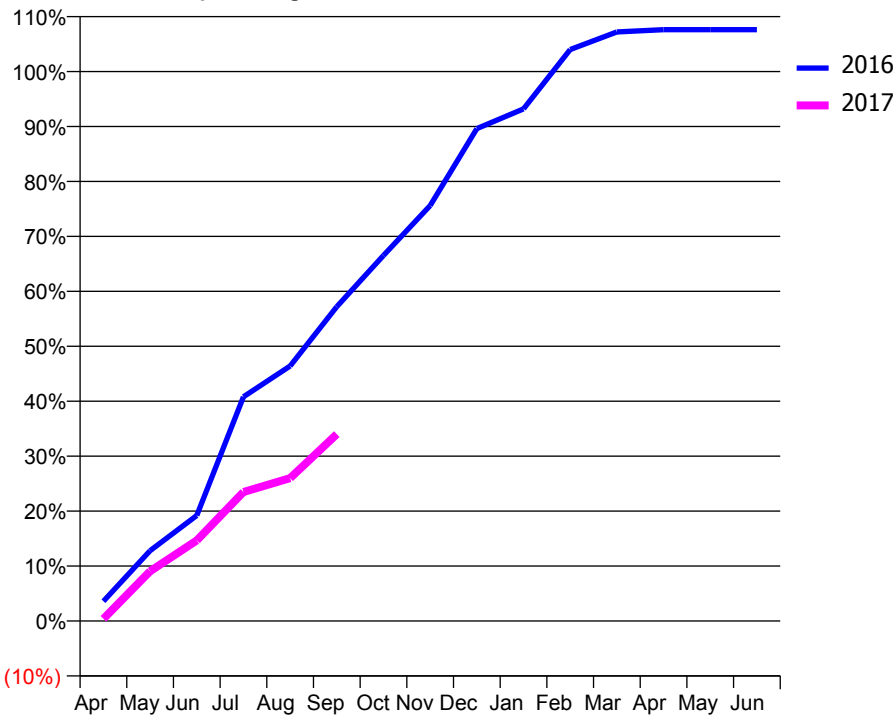
ACCESS*

Patients seen in 24 months	Total	Change since previous quarter
Quarter ending September 2015	196	
Quarter ending December 2015	190	↓
Quarter ending March 2016	163	↓
Quarter ending June 2016	160	↓
Quarter ending September 2016	158	↓
Variance since September 2015	(19.4%)	↓



ACTIVITY

Cumulative percentage of contracted UDA delivered 2016 & 2017



Month	Adjusted Scheduled Activity (UDA)	
	2016	2017
April	27	3
May	96	68
June	144	110
July	306	176
August	348	195
September	429	255
October	499	
November	567	
December	672	
January	699	
February	780	
March	804	
April	807	
May	807	
June	807	

QUALITY

	Quantity	Base Number	Contract	AT	Region	England
% of FP17s for the same patient ID Re-attending within 3 months - Children	0	0	N/A	10.4%	11.8%	12.4%
% of FP17s for the same patient ID Re-attending within 3 months - Adults	0	57	0.0%	15.9%	17.1%	16.7%
% of FP17s for the same patient ID Re-attending between 3 & 9 months - Children	0	0	N/A	47.1%	45.8%	57.4%
% of FP17s for the same patient ID Re-attending between 3 & 9 months - Adults	3	57	5.3%	37.7%	37.6%	50.5%
% of FP17s for Band 1 Urgent Courses	0	57	0.0%	10.1%	10.6%	9.1%
% of FP17s Relating to Free Repair or Replacements	0	57	0.0%	0.6%	0.6%	0.8%
% of FP17s Relating to Continuations	0	57	0.0%	1.1%	0.9%	1.3%
% of Patients satisfied with the dentistry they have received	0	0	N/A	90.5%	90.2%	93.2%
% of Patients satisfied with the time they had to wait for an appointment	0	0	N/A	85.8%	83.8%	89.0%

* This is based on patients treated on this contract for their most recent course of treatment. Figures in italics indicate the base number of FP17s or Patient Questionnaire responses are less than 100. N/A is shown where the base number of responses is less than 10 during the period. % is calculated as Quantity/Base number*100

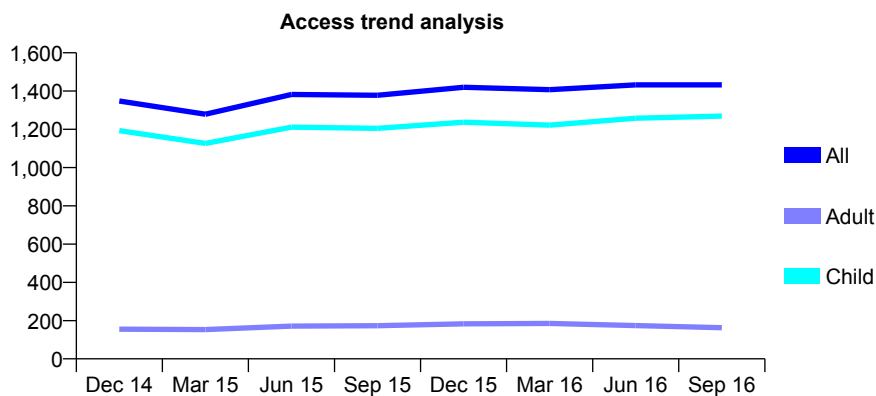
Q63 - Vital Signs At a Glance Contract Report for 114359/0001 - September 2016

Name or company name	Tradex Services Limited
Contract type name	GDS Contract
Purpose of contract	General
Contract start date	01/04/2009
Contract end date	

16/17 Contracted general activity (UDA)	2,400
Carry forward general activity (UDA)	0
16/17 Contracted orthodontic activity (UOA)	0
Carry forward orthodontic activity (UOA)	0
Baseline contract value	£50,822.42

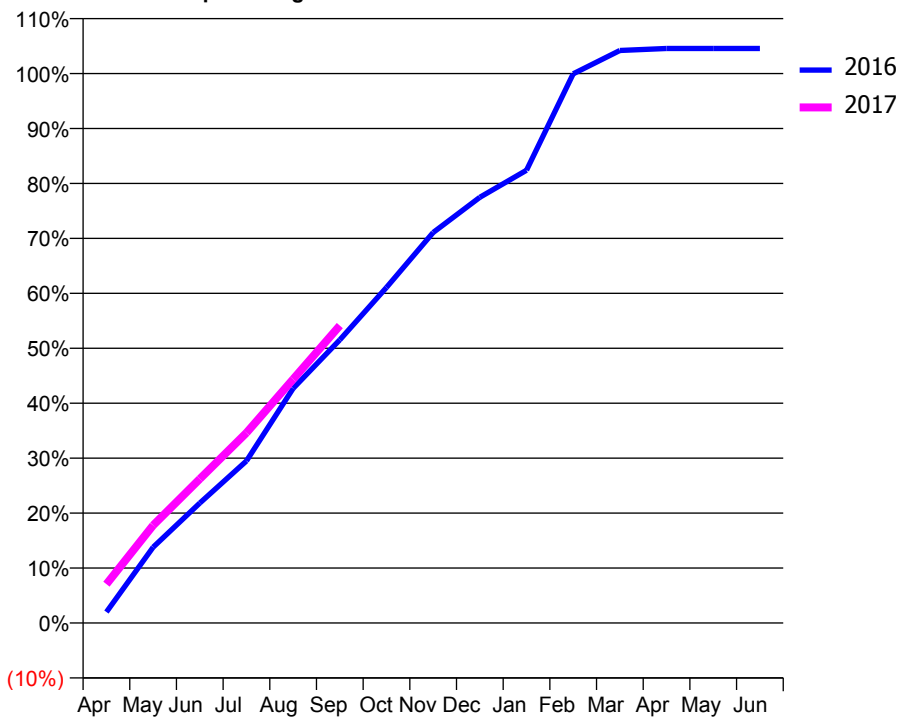
ACCESS*

Patients seen in 24 months	Total	Change since previous quarter
Quarter ending September 2015	1,378	
Quarter ending December 2015	1,420	↑
Quarter ending March 2016	1,407	→
Quarter ending June 2016	1,432	→
Quarter ending September 2016	1,432	→
Variance since September 2015	3.9%	↑



ACTIVITY

Cumulative percentage of contracted UDA delivered 2016 & 2017



Month	Adjusted Scheduled Activity (UDA)	
	2016	2017
April	48	170
May	331	426
June	524	629
July	708	831
August	1,025	1,065
September	1,237	1,299
October	1,466	
November	1,706	
December	1,859	
January	1,978	
February	2,399	
March	2,500	
April	2,509	
May	2,509	
June	2,509	

QUALITY

	Quantity	Base Number	Contract	AT	Region	England
% of FP17s for the same patient ID Re-attending within 3 months - Children	58	810	7.2%	10.4%	11.8%	12.4%
% of FP17s for the same patient ID Re-attending within 3 months - Adults	2	34	5.9%	15.9%	17.1%	16.7%
% of FP17s for the same patient ID Re-attending between 3 & 9 months - Children	361	810	44.6%	47.1%	45.8%	57.4%
% of FP17s for the same patient ID Re-attending between 3 & 9 months - Adults	15	34	44.1%	37.7%	37.6%	50.5%
% of FP17s for Band 1 Urgent Courses	11	835	1.3%	10.1%	10.6%	9.1%
% of FP17s Relating to Free Repair or Replacements	0	835	0.0%	0.6%	0.6%	0.8%
% of FP17s Relating to Continuations	0	835	0.0%	1.1%	0.9%	1.3%
% of Patients satisfied with the dentistry they have received	0	0	N/A	90.5%	90.2%	93.2%
% of Patients satisfied with the time they had to wait for an appointment	0	0	N/A	85.8%	83.8%	89.0%

* This is based on patients treated on this contract for their most recent course of treatment. Figures in italics indicate the base number of FP17s or Patient Questionnaire responses are less than 100. N/A is shown where the base number of responses is less than 10 during the period. % is calculated as Quantity/Base number*100

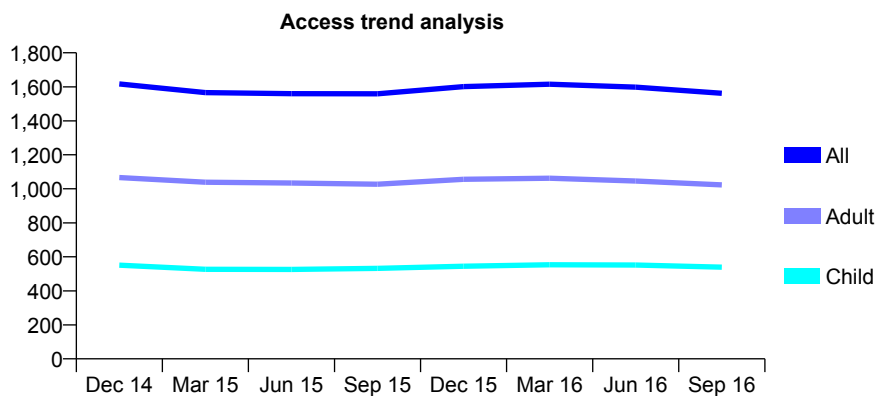
Q63 - Vital Signs At a Glance Contract Report for 114499/0001 - September 2016

Name or company name	Bywood Dental Practice
Contract type name	GDS Contract
Purpose of contract	General
Contract start date	03/08/2009
Contract end date	

16/17 Contracted general activity (UDA)	5,716
Carry forward general activity (UDA)	0
16/17 Contracted orthodontic activity (UOA)	0
Carry forward orthodontic activity (UOA)	0
Baseline contract value	£160,950.11

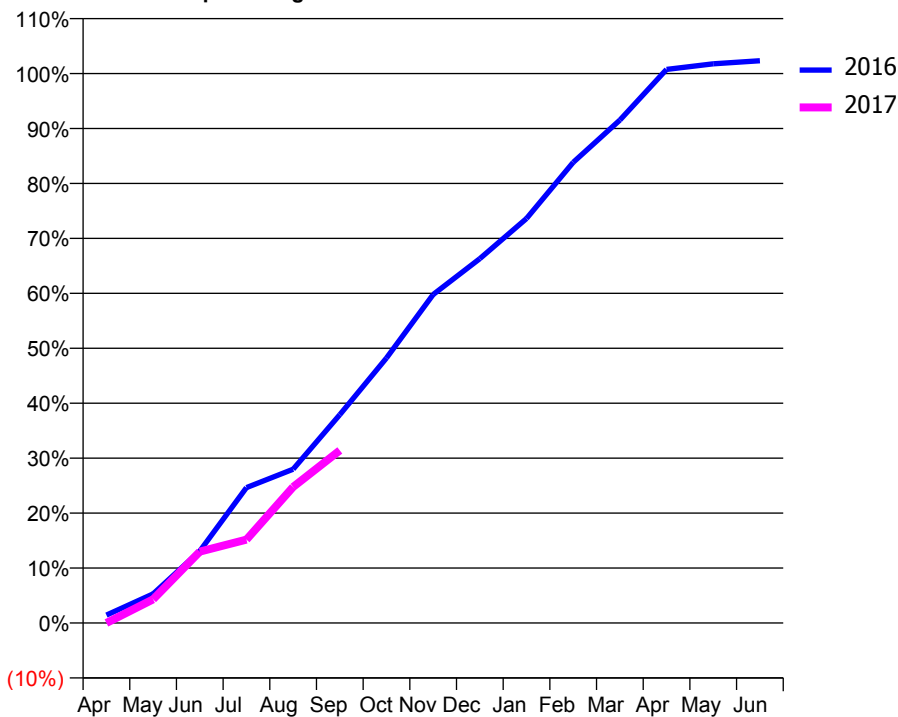
ACCESS*

Patients seen in 24 months	Total	Change since previous quarter
Quarter ending September 2015	1,559	
Quarter ending December 2015	1,601	↑
Quarter ending March 2016	1,615	→
Quarter ending June 2016	1,598	↓
Quarter ending September 2016	1,562	↓
Variance since September 2015	0.2%	→



ACTIVITY

Cumulative percentage of contracted UDA delivered 2016 & 2017



Month	Adjusted Scheduled Activity (UDA)	
	2016	2017
April	83	0
May	303	246
June	749	743
July	1,408	868
August	1,600	1,415
September	2,167	1,795
October	2,757	
November	3,417	
December	3,790	
January	4,208	
February	4,792	
March	5,232	
April	5,759	
May	5,817	
June	5,849	

QUALITY

	Quantity	Base Number	Contract	AT	Region	England
% of FP17s for the same patient ID Re-attending within 3 months - Children	36	371	9.7%	10.4%	11.8%	12.4%
% of FP17s for the same patient ID Re-attending within 3 months - Adults	130	674	19.3%	15.9%	17.1%	16.7%
% of FP17s for the same patient ID Re-attending between 3 & 9 months - Children	237	371	63.9%	47.1%	45.8%	57.4%
% of FP17s for the same patient ID Re-attending between 3 & 9 months - Adults	394	674	58.5%	37.7%	37.6%	50.5%
% of FP17s for Band 1 Urgent Courses	102	789	12.9%	10.1%	10.6%	9.1%
% of FP17s Relating to Free Repair or Replacements	12	789	1.5%	0.6%	0.6%	0.8%
% of FP17s Relating to Continuations	7	789	0.9%	1.1%	0.9%	1.3%
% of Patients satisfied with the dentistry they have received	0	0	N/A	90.5%	90.2%	93.2%
% of Patients satisfied with the time they had to wait for an appointment	0	0	N/A	85.8%	83.8%	89.0%

* This is based on patients treated on this contract for their most recent course of treatment. Figures in italics indicate the base number of FP17s or Patient Questionnaire responses are less than 100. N/A is shown where the base number of responses is less than 10 during the period. % is calculated as Quantity/Base number*100

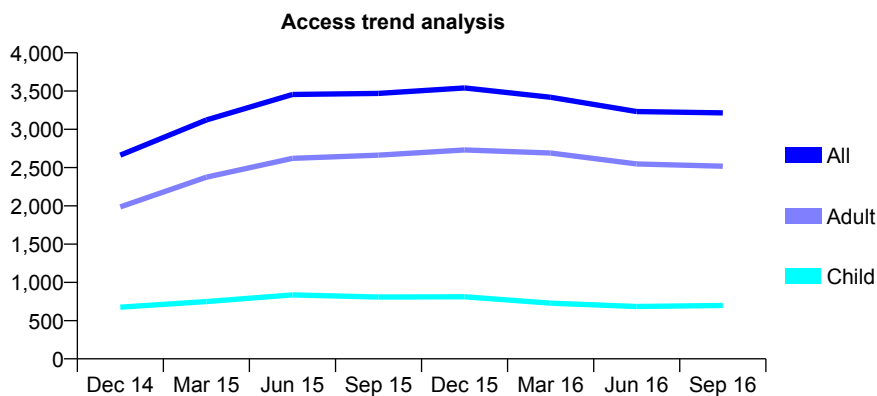
Q63 - Vital Signs At a Glance Contract Report for 115428/0001 - September 2016

Name or company name	Norwood dental care
Contract type name	GDS Contract
Purpose of contract	General
Contract start date	01/11/2013
Contract end date	

16/17 Contracted general activity (UDA)	10,504
Carry forward general activity (UDA)	0
16/17 Contracted orthodontic activity (UOA)	0
Carry forward orthodontic activity (UOA)	0
Baseline contract value	£350,056.34

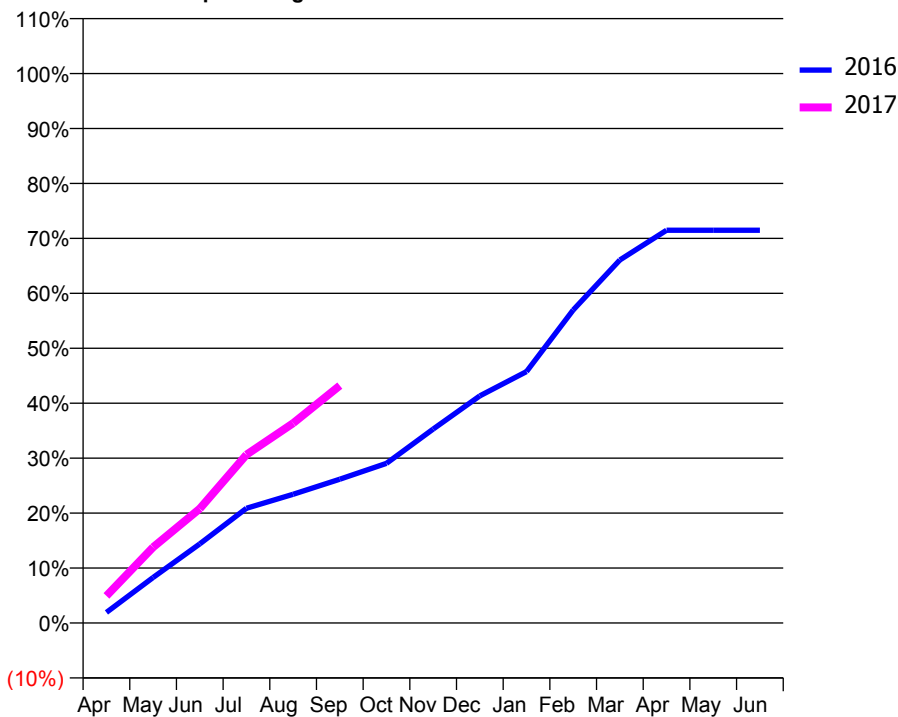
ACCESS*

Patients seen in 24 months	Total	Change since previous quarter
Quarter ending September 2015	3,470	
Quarter ending December 2015	3,541	↑
Quarter ending March 2016	3,419	↓
Quarter ending June 2016	3,232	↓
Quarter ending September 2016	3,215	→
Variance since September 2015	(7.3%)	↓



ACTIVITY

Cumulative percentage of contracted UDA delivered 2016 & 2017



Month	Adjusted Scheduled Activity (UDA)	
	2016	2017
April	204	519
May	870	1,449
June	1,512	2,186
July	2,194	3,217
August	2,461	3,820
September	2,749	4,539
October	3,052	
November	3,707	
December	4,341	
January	4,807	
February	5,985	
March	6,940	
April	7,509	
May	7,509	
June	7,509	

QUALITY

	Quantity	Base Number	Contract	AT	Region	England
% of FP17s for the same patient ID Re-attending within 3 months - Children	26	376	6.9%	10.4%	11.8%	12.4%
% of FP17s for the same patient ID Re-attending within 3 months - Adults	176	1,149	15.3%	15.9%	17.1%	16.7%
% of FP17s for the same patient ID Re-attending between 3 & 9 months - Children	120	376	31.9%	47.1%	45.8%	57.4%
% of FP17s for the same patient ID Re-attending between 3 & 9 months - Adults	295	1,149	25.7%	37.7%	37.6%	50.5%
% of FP17s for Band 1 Urgent Courses	160	1,414	11.3%	10.1%	10.6%	9.1%
% of FP17s Relating to Free Repair or Replacements	5	1,414	0.4%	0.6%	0.6%	0.8%
% of FP17s Relating to Continuations	20	1,414	1.4%	1.1%	0.9%	1.3%
% of Patients satisfied with the dentistry they have received	1	1	N/A	90.5%	90.2%	93.2%
% of Patients satisfied with the time they had to wait for an appointment	1	1	N/A	85.8%	83.8%	89.0%

* This is based on patients treated on this contract for their most recent course of treatment. Figures in italics indicate the base number of FP17s or Patient Questionnaire responses are less than 100. N/A is shown where the base number of responses is less than 10 during the period. % is calculated as Quantity/Base number*100

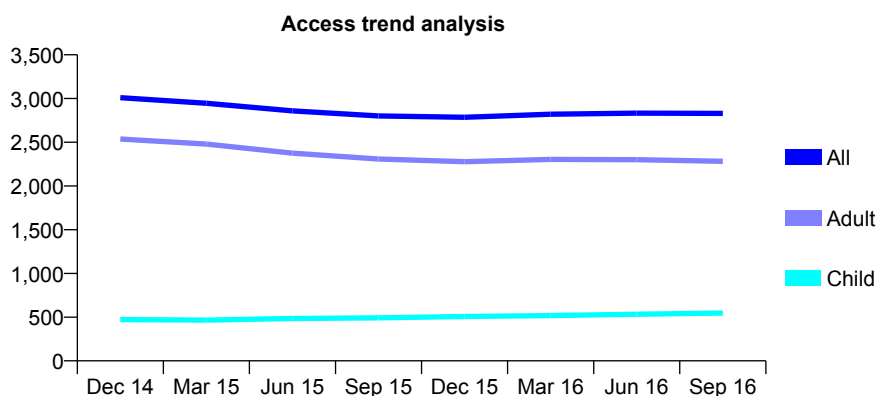
Q63 - Vital Signs At a Glance Contract Report for 115630/0001 - September 2016

Name or company name	Birwood Dental Care Ltd
Contract type name	GDS Contract
Purpose of contract	General
Contract start date	01/08/2011
Contract end date	

16/17 Contracted general activity (UDA)	9,347
Carry forward general activity (UDA)	96
16/17 Contracted orthodontic activity (UOA)	0
Carry forward orthodontic activity (UOA)	0
Baseline contract value	£209,861.41

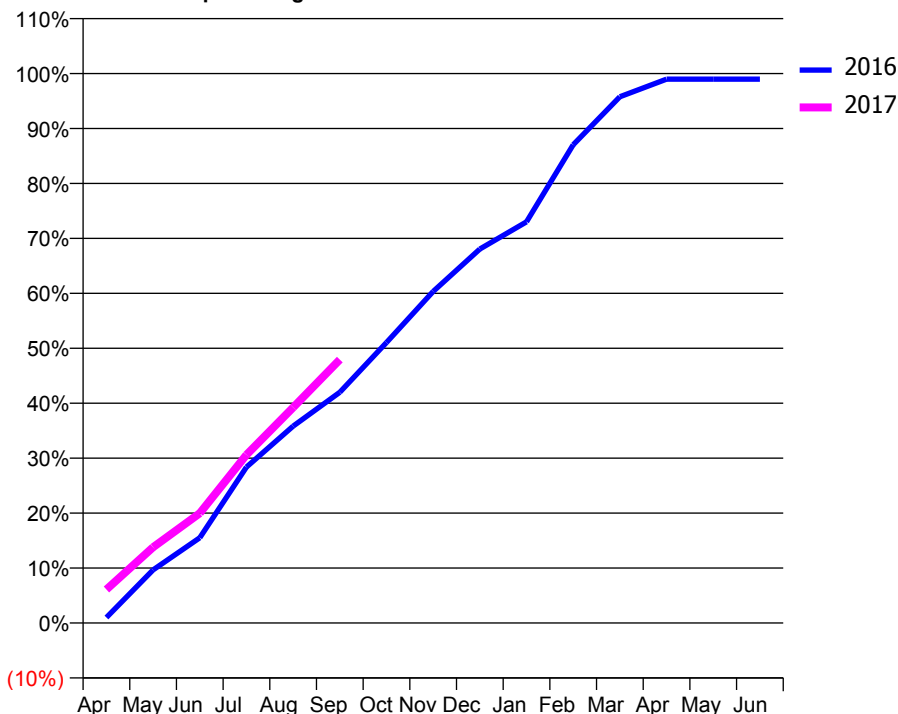
ACCESS*

Patients seen in 24 months	Total	Change since previous quarter
Quarter ending September 2015	2,800	
Quarter ending December 2015	2,785	→
Quarter ending March 2016	2,821	→
Quarter ending June 2016	2,833	→
Quarter ending September 2016	2,830	→
Variance since September 2015	1.1%	→



ACTIVITY

Cumulative percentage of contracted UDA delivered 2016 & 2017



Adjusted Scheduled Activity (UDA)

Month	2016	2017
April	95	571
May	904	1,288
June	1,450	1,869
July	2,653	2,861
August	3,348	3,666
September	3,924	4,480
October	4,772	
November	5,640	
December	6,362	
January	6,825	
February	8,136	
March	8,953	
April	9,251	
May	9,251	
June	9,251	

QUALITY

	Quantity	Base Number	Contract	AT	Region	England
% of FP17s for the same patient ID Re-attending within 3 months - Children	40	456	8.8%	10.4%	11.8%	12.4%
% of FP17s for the same patient ID Re-attending within 3 months - Adults	399	1,769	22.6%	15.9%	17.1%	16.7%
% of FP17s for the same patient ID Re-attending between 3 & 9 months - Children	290	456	63.6%	47.1%	45.8%	57.4%
% of FP17s for the same patient ID Re-attending between 3 & 9 months - Adults	719	1,769	40.6%	37.7%	37.6%	50.5%
% of FP17s for Band 1 Urgent Courses	141	2,087	6.8%	10.1%	10.6%	9.1%
% of FP17s Relating to Free Repair or Replacements	54	2,087	2.6%	0.6%	0.6%	0.8%
% of FP17s Relating to Continuations	142	2,087	6.8%	1.1%	0.9%	1.3%
% of Patients satisfied with the dentistry they have received	2	2	N/A	90.5%	90.2%	93.2%
% of Patients satisfied with the time they had to wait for an appointment	2	2	N/A	85.8%	83.8%	89.0%

* This is based on patients treated on this contract for their most recent course of treatment. Figures in italics indicate the base number of FP17s or Patient Questionnaire responses are less than 100. N/A is shown where the base number of responses is less than 10 during the period. % is calculated as Quantity/Base number*100

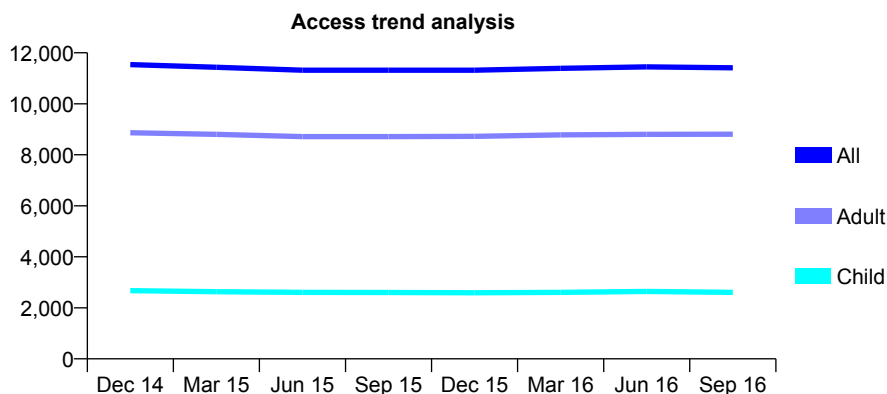
Q63 - Vital Signs At a Glance Contract Report for 115681/0001 - September 2016

Name or company name	Bateman, Knight & McConnell
Contract type name	GDS Contract
Purpose of contract	General
Contract start date	01/04/2008
Contract end date	

16/17 Contracted general activity (UDA)	34,610
Carry forward general activity (UDA)	0
16/17 Contracted orthodontic activity (UOA)	0
Carry forward orthodontic activity (UOA)	0
Baseline contract value	£887,728.65

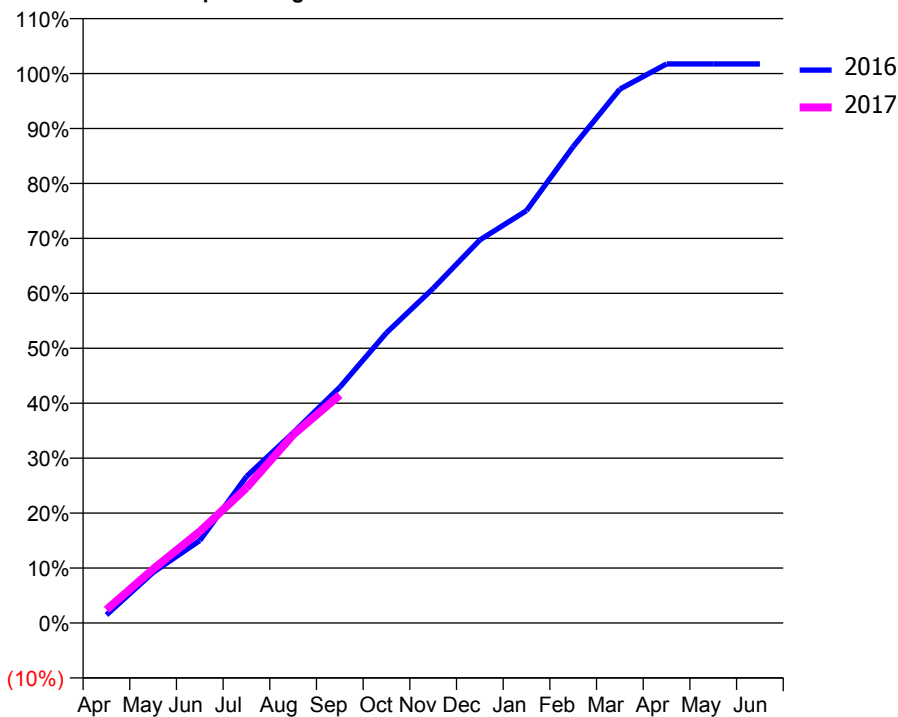
ACCESS*

Patients seen in 24 months	Total	Change since previous quarter
Quarter ending September 2015	11,318	
Quarter ending December 2015	11,318	→
Quarter ending March 2016	11,393	→
Quarter ending June 2016	11,447	→
Quarter ending September 2016	11,414	→
Variance since September 2015	0.8%	→



ACTIVITY

Cumulative percentage of contracted UDA delivered 2016 & 2017



QUALITY

	Quantity	Base Number	Contract	AT	Region	England
% of FP17s for the same patient ID Re-attending within 3 months - Children	112	1,547	7.2%	10.4%	11.8%	12.4%
% of FP17s for the same patient ID Re-attending within 3 months - Adults	860	4,812	17.9%	15.9%	17.1%	16.7%
% of FP17s for the same patient ID Re-attending between 3 & 9 months - Children	581	1,547	37.6%	47.1%	45.8%	57.4%
% of FP17s for the same patient ID Re-attending between 3 & 9 months - Adults	1,488	4,812	30.9%	37.7%	37.6%	50.5%
% of FP17s for Band 1 Urgent Courses	670	5,735	11.7%	10.1%	10.6%	9.1%
% of FP17s Relating to Free Repair or Replacements	105	5,735	1.8%	0.6%	0.6%	0.8%
% of FP17s Relating to Continuations	181	5,735	3.2%	1.1%	0.9%	1.3%
% of Patients satisfied with the dentistry they have received	12	12	100.0%	90.5%	90.2%	93.2%
% of Patients satisfied with the time they had to wait for an appointment	11	12	91.7%	85.8%	83.8%	89.0%

* This is based on patients treated on this contract for their most recent course of treatment. Figures in italics indicate the base number of FP17s or Patient Questionnaire responses are less than 100. N/A is shown where the base number of responses is less than 10 during the period. % is calculated as Quantity/Base number*100

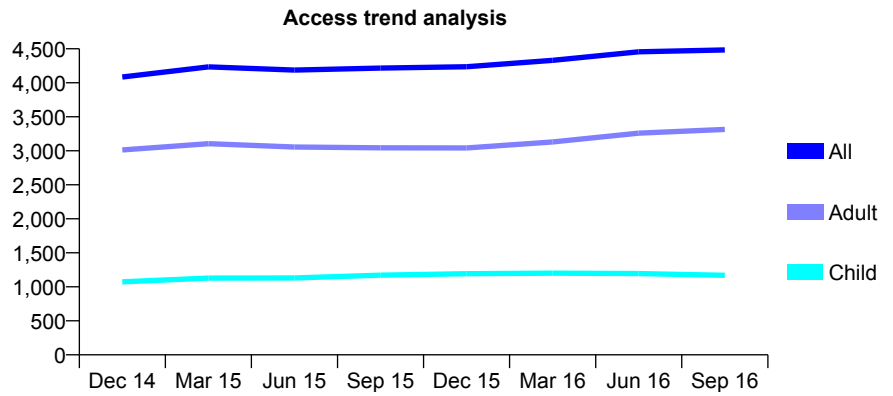
Q63 - Vital Signs At a Glance Contract Report for 116890/0001 - September 2016

Name or company name	Mr P S Photay and Miss S R Photay
Contract type name	PDS Contract
Purpose of contract	General
Contract start date	01/12/2007
Contract end date	31/03/2017

16/17 Contracted general activity (UDA)	17,510
Carry forward general activity (UDA)	0
16/17 Contracted orthodontic activity (UOA)	0
Carry forward orthodontic activity (UOA)	0
Baseline contract value	£509,377.68

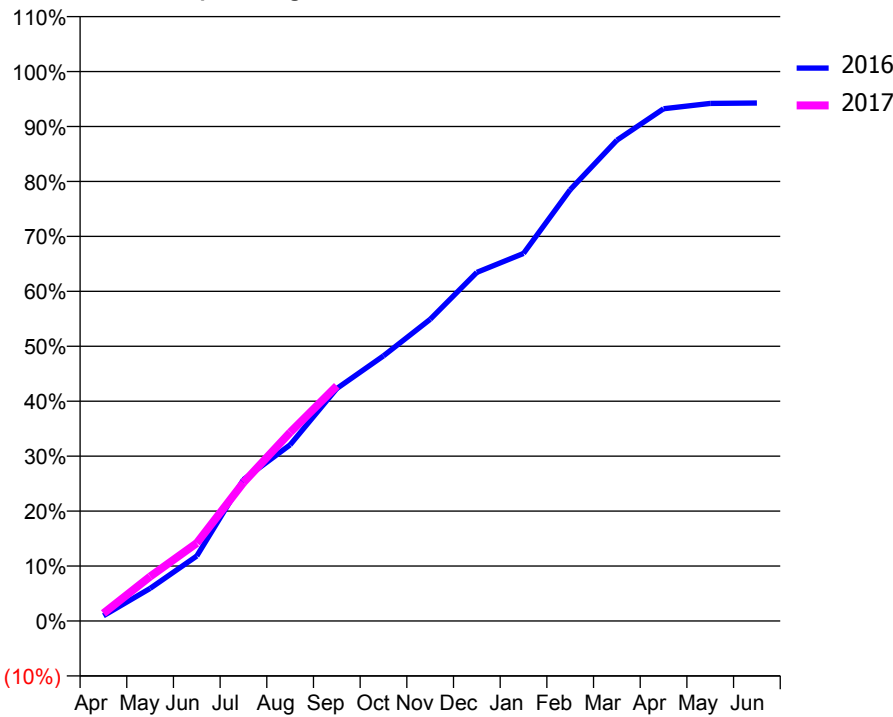
ACCESS*

Patients seen in 24 months	Total	Change since previous quarter
Quarter ending September 2015	4,216	
Quarter ending December 2015	4,237	→
Quarter ending March 2016	4,331	↑
Quarter ending June 2016	4,455	↑
Quarter ending September 2016	4,484	→
Variance since September 2015	6.4%	↑



ACTIVITY

Cumulative percentage of contracted UDA delivered 2016 & 2017



Month	Adjusted Scheduled Activity (UDA)	
	2016	2017
April	169	243
May	1,040	1,416
June	2,071	2,485
July	4,507	4,414
August	5,616	6,011
September	7,407	7,495
October	8,451	
November	9,612	
December	11,108	
January	11,714	
February	13,742	
March	15,320	
April	16,323	
May	16,492	
June	16,505	

QUALITY

	Quantity	Base Number	Contract	AT	Region	England
% of FP17s for the same patient ID Re-attending within 3 months - Children	29	585	5.0%	10.4%	11.8%	12.4%
% of FP17s for the same patient ID Re-attending within 3 months - Adults	187	1,634	11.4%	15.9%	17.1%	16.7%
% of FP17s for the same patient ID Re-attending between 3 & 9 months - Children	228	585	39.0%	47.1%	45.8%	57.4%
% of FP17s for the same patient ID Re-attending between 3 & 9 months - Adults	408	1,634	25.0%	37.7%	37.6%	50.5%
% of FP17s for Band 1 Urgent Courses	101	1,910	5.3%	10.1%	10.6%	9.1%
% of FP17s Relating to Free Repair or Replacements	0	1,910	0.0%	0.6%	0.6%	0.8%
% of FP17s Relating to Continuations	16	1,910	0.8%	1.1%	0.9%	1.3%
% of Patients satisfied with the dentistry they have received	3	3	N/A	90.5%	90.2%	93.2%
% of Patients satisfied with the time they had to wait for an appointment	2	3	N/A	85.8%	83.8%	89.0%

* This is based on patients treated on this contract for their most recent course of treatment. Figures in italics indicate the base number of FP17s or Patient Questionnaire responses are less than 100. N/A is shown where the base number of responses is less than 10 during the period. % is calculated as Quantity/Base number*100

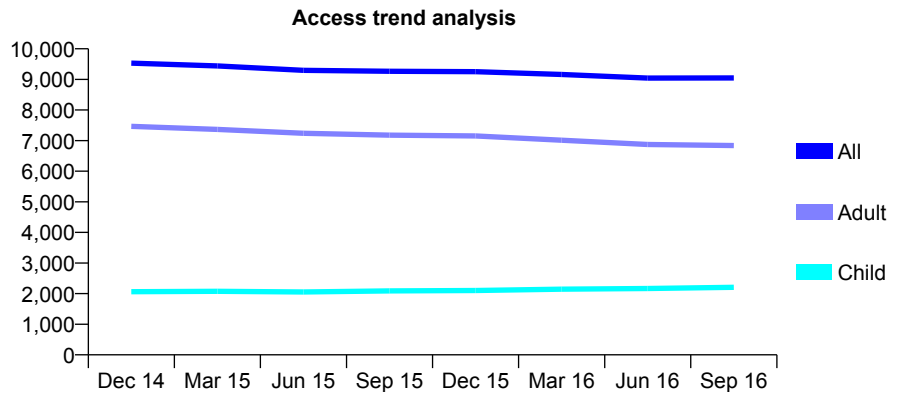
Q63 - Vital Signs At a Glance Contract Report for 117048/0001 - September 2016

Name or company name	Dental Care Centre Ltd
Contract type name	GDS Contract
Purpose of contract	General
Contract start date	01/09/2009
Contract end date	

16/17 Contracted general activity (UDA)	33,034
Carry forward general activity (UDA)	-120
16/17 Contracted orthodontic activity (UOA)	0
Carry forward orthodontic activity (UOA)	0
Baseline contract value	£909,623.78

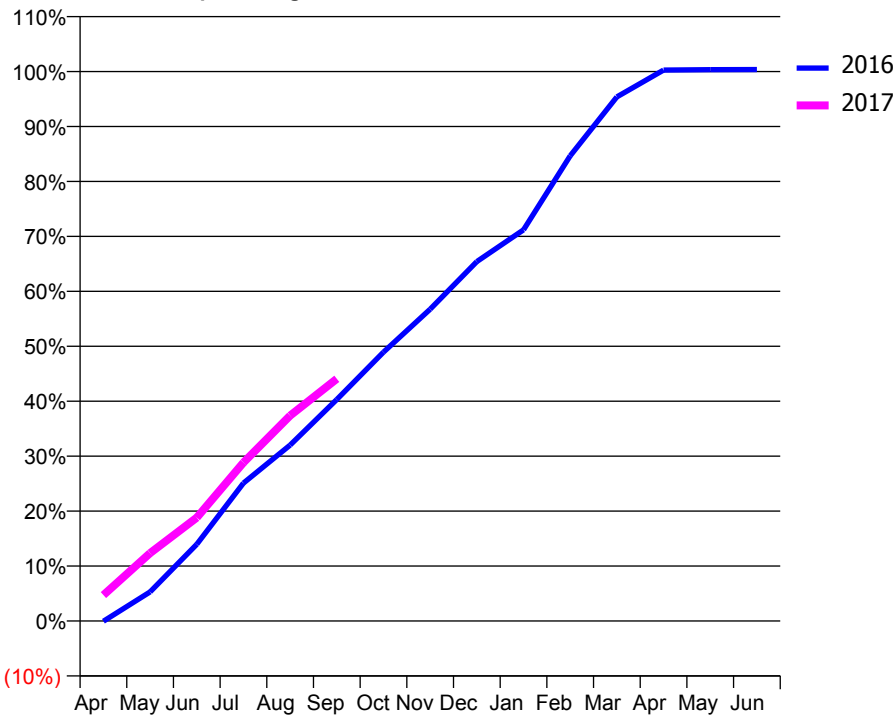
ACCESS*

Patients seen in 24 months	Total	Change since previous quarter
Quarter ending September 2015	9,266	
Quarter ending December 2015	9,254	→
Quarter ending March 2016	9,161	↓
Quarter ending June 2016	9,043	↓
Quarter ending September 2016	9,047	→
Variance since September 2015	(2.4%)	↓



ACTIVITY

Cumulative percentage of contracted UDA delivered 2016 & 2017



Month	Adjusted Scheduled Activity (UDA)	
	2016	2017
April	-24	1,561
May	1,750	4,086
June	4,617	6,214
July	8,295	9,525
August	10,577	12,347
September	13,316	14,558
October	16,167	
November	18,745	
December	21,605	
January	23,519	
February	27,965	
March	31,509	
April	33,119	
May	33,143	
June	33,154	

QUALITY

	Quantity	Base Number	Contract	AT	Region	England
% of FP17s for the same patient ID Re-attending within 3 months - Children	150	1,570	9.6%	10.4%	11.8%	12.4%
% of FP17s for the same patient ID Re-attending within 3 months - Adults	789	4,323	18.3%	15.9%	17.1%	16.7%
% of FP17s for the same patient ID Re-attending between 3 & 9 months - Children	876	1,570	55.8%	47.1%	45.8%	57.4%
% of FP17s for the same patient ID Re-attending between 3 & 9 months - Adults	1,920	4,323	44.4%	37.7%	37.6%	50.5%
% of FP17s for Band 1 Urgent Courses	822	5,335	15.4%	10.1%	10.6%	9.1%
% of FP17s Relating to Free Repair or Replacements	76	5,335	1.4%	0.6%	0.6%	0.8%
% of FP17s Relating to Continuations	19	5,335	0.4%	1.1%	0.9%	1.3%
% of Patients satisfied with the dentistry they have received	3	5	N/A	90.5%	90.2%	93.2%
% of Patients satisfied with the time they had to wait for an appointment	5	5	N/A	85.8%	83.8%	89.0%

* This is based on patients treated on this contract for their most recent course of treatment. Figures in italics indicate the base number of FP17s or Patient Questionnaire responses are less than 100. N/A is shown where the base number of responses is less than 10 during the period. % is calculated as Quantity/Base number*100

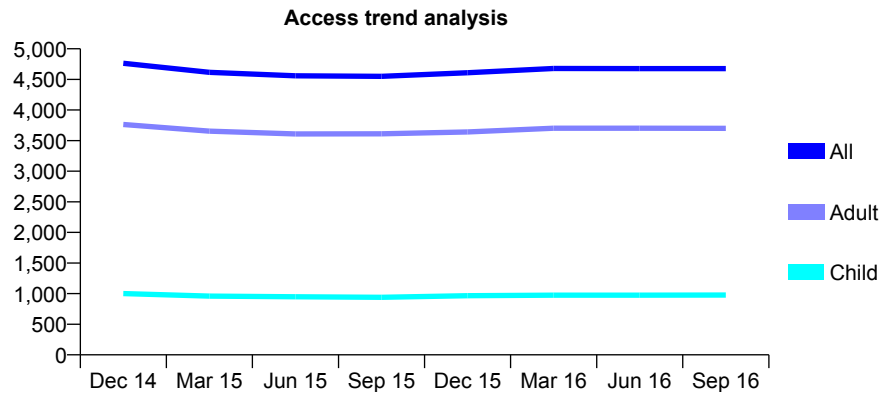
Q63 - Vital Signs At a Glance Contract Report for 117471/0001 - September 2016

Name or company name	Summerstown Dental Centre Limited
Contract type name	Pilot Contract
Purpose of contract	General and Orthodontic
Contract start date	01/06/2010
Contract end date	

16/17 Contracted general activity (UDA)	11,000
Carry forward general activity (UDA)	0
16/17 Contracted orthodontic activity (UOA)	240
Carry forward orthodontic activity (UOA)	0
Baseline contract value	£335,743.73

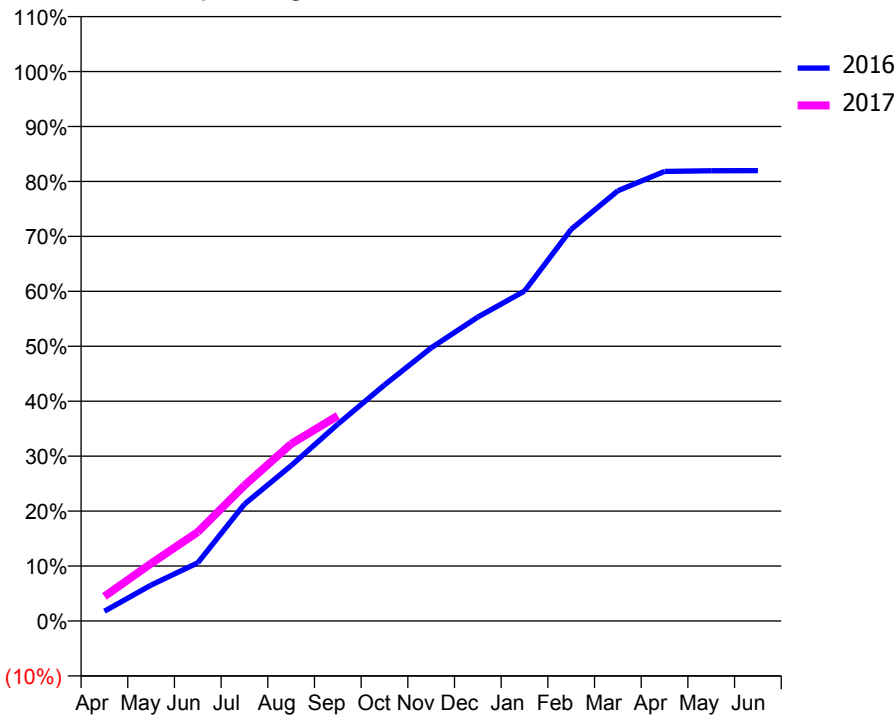
ACCESS*

Patients seen in 24 months	Total	Change since previous quarter
Quarter ending September 2015	4,551	
Quarter ending December 2015	4,608	→
Quarter ending March 2016	4,679	→
Quarter ending June 2016	4,677	→
Quarter ending September 2016	4,677	→
Variance since September 2015	2.8%	↑



ACTIVITY

Cumulative percentage of contracted UDA delivered 2016 & 2017



Month	Adjusted Scheduled Activity (UDA)	
	2016	2017
April	197	493
May	718	1,151
June	1,164	1,782
July	2,340	2,714
August	3,110	3,547
September	3,940	4,109
October	4,726	
November	5,467	
December	6,085	
January	6,607	
February	7,840	
March	8,614	
April	8,999	
May	9,012	
June	9,015	

QUALITY

	Quantity	Base Number	Contract	AT	Region	England
% of FP17s for the same patient ID Re-attending within 3 months - Children	50	604	8.3%	10.4%	11.8%	12.4%
% of FP17s for the same patient ID Re-attending within 3 months - Adults	242	1,873	12.9%	15.9%	17.1%	16.7%
% of FP17s for the same patient ID Re-attending between 3 & 9 months - Children	252	604	41.7%	47.1%	45.8%	57.4%
% of FP17s for the same patient ID Re-attending between 3 & 9 months - Adults	554	1,873	29.6%	37.7%	37.6%	50.5%
% of FP17s for Band 1 Urgent Courses	197	1,835	10.7%	10.1%	10.6%	9.1%
% of FP17s Relating to Free Repair or Replacements	3	1,835	0.2%	0.6%	0.6%	0.8%
% of FP17s Relating to Continuations	15	1,835	0.8%	1.1%	0.9%	1.3%
% of Patients satisfied with the dentistry they have received	3	3	N/A	90.5%	90.2%	93.2%
% of Patients satisfied with the time they had to wait for an appointment	3	3	N/A	85.8%	83.8%	89.0%

* This is based on patients treated on this contract for their most recent course of treatment. Figures in italics indicate the base number of FP17s or Patient Questionnaire responses are less than 100. N/A is shown where the base number of responses is less than 10 during the period. % is calculated as Quantity/Base number*100

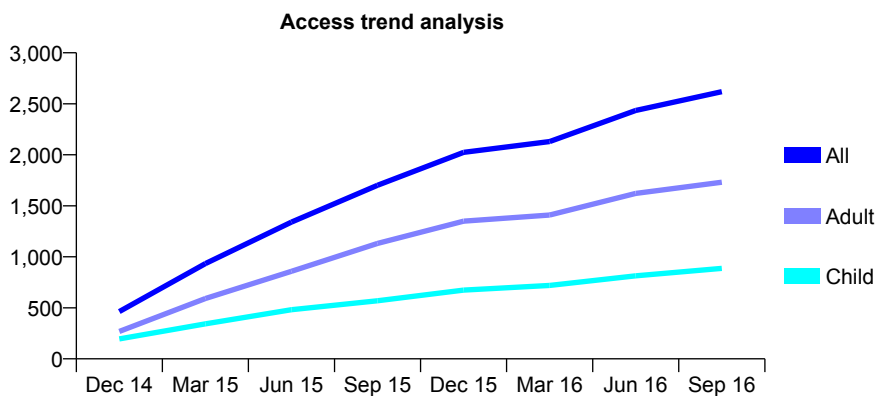
Q63 - Vital Signs At a Glance Contract Report for 117862/0001 - September 2016

Name or company name	L B Williams and K Patel
Contract type name	GDS Contract
Purpose of contract	General
Contract start date	01/09/2014
Contract end date	

16/17 Contracted general activity (UDA)	5,979
Carry forward general activity (UDA)	-45
16/17 Contracted orthodontic activity (UOA)	0
Carry forward orthodontic activity (UOA)	0
Baseline contract value	£173,904.87

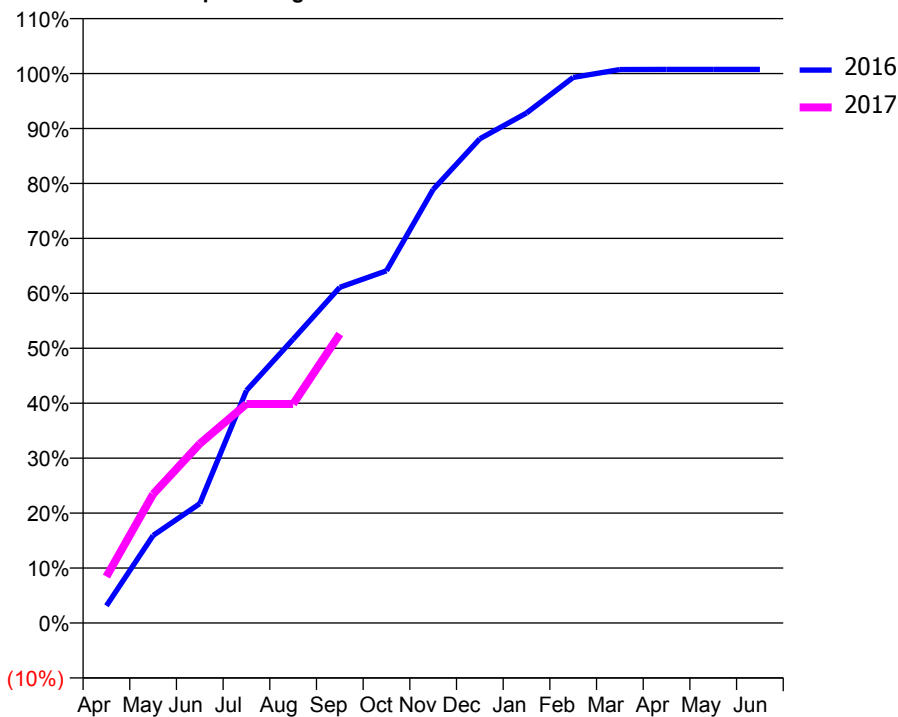
ACCESS*

Patients seen in 24 months	Total	Change since previous quarter
Quarter ending September 2015	1,701	
Quarter ending December 2015	2,024	↑
Quarter ending March 2016	2,130	↑
Quarter ending June 2016	2,435	↑
Quarter ending September 2016	2,619	↑
Variance since September 2015	54.0%	↑



ACTIVITY

Cumulative percentage of contracted UDA delivered 2016 & 2017



Adjusted Scheduled Activity (UDA)

Month	2016	2017
April	188	505
May	952	1,402
June	1,299	1,951
July	2,530	2,383
August	3,088	2,383
September	3,652	3,145
October	3,832	
November	4,718	
December	5,269	
January	5,550	
February	5,937	
March	6,023	
April	6,024	
May	6,024	
June	6,024	

QUALITY

	Quantity	Base Number	Contract	AT	Region	England
% of FP17s for the same patient ID Re-attending within 3 months - Children	30	513	5.8%	10.4%	11.8%	12.4%
% of FP17s for the same patient ID Re-attending within 3 months - Adults	68	693	9.8%	15.9%	17.1%	16.7%
% of FP17s for the same patient ID Re-attending between 3 & 9 months - Children	173	513	33.7%	47.1%	45.8%	57.4%
% of FP17s for the same patient ID Re-attending between 3 & 9 months - Adults	139	693	20.1%	37.7%	37.6%	50.5%
% of FP17s for Band 1 Urgent Courses	136	1,205	11.3%	10.1%	10.6%	9.1%
% of FP17s Relating to Free Repair or Replacements	0	1,205	0.0%	0.6%	0.6%	0.8%
% of FP17s Relating to Continuations	12	1,205	1.0%	1.1%	0.9%	1.3%
% of Patients satisfied with the dentistry they have received	4	4	N/A	90.5%	90.2%	93.2%
% of Patients satisfied with the time they had to wait for an appointment	4	4	N/A	85.8%	83.8%	89.0%

* This is based on patients treated on this contract for their most recent course of treatment. Figures in italics indicate the base number of FP17s or Patient Questionnaire responses are less than 100. N/A is shown where the base number of responses is less than 10 during the period. % is calculated as Quantity/Base number*100

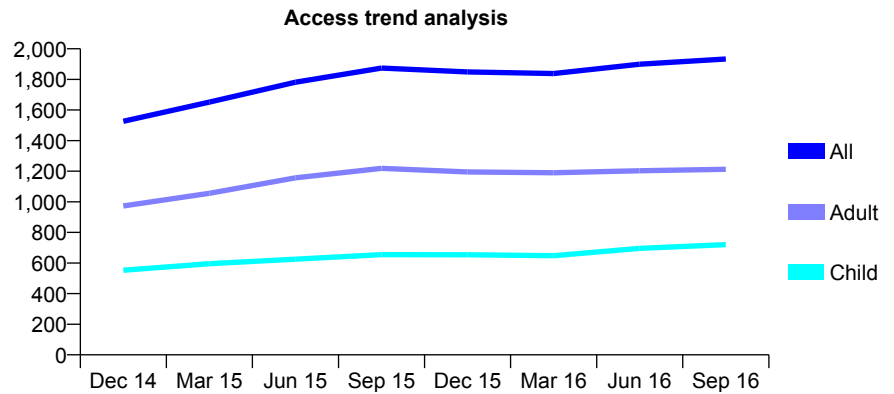
Q63 - Vital Signs At a Glance Contract Report for 118125/0001 - September 2016

Name or company name	Honor Oak Dental Care
Contract type name	GDS Contract
Purpose of contract	General
Contract start date	01/10/2013
Contract end date	

16/17 Contracted general activity (UDA)	6,372
Carry forward general activity (UDA)	0
16/17 Contracted orthodontic activity (UOA)	0
Carry forward orthodontic activity (UOA)	0
Baseline contract value	£237,131.65

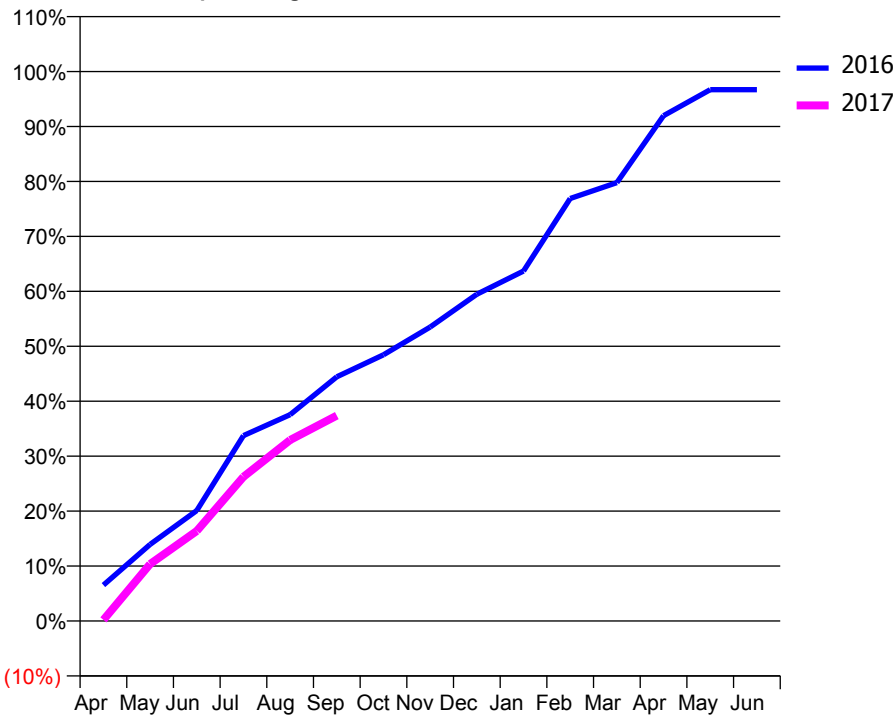
ACCESS*

Patients seen in 24 months	Total	Change since previous quarter
Quarter ending September 2015	1,874	
Quarter ending December 2015	1,849	↓
Quarter ending March 2016	1,838	→
Quarter ending June 2016	1,899	↑
Quarter ending September 2016	1,933	→
Variance since September 2015	3.1%	↑



ACTIVITY

Cumulative percentage of contracted UDA delivered 2016 & 2017



Month	Adjusted Scheduled Activity (UDA)	
	2016	2017
April	417	12
May	888	661
June	1,282	1,045
July	2,150	1,672
August	2,394	2,099
September	2,832	2,383
October	3,088	
November	3,408	
December	3,789	
January	4,058	
February	4,900	
March	5,084	
April	5,859	
May	6,162	
June	6,162	

QUALITY

	Quantity	Base Number	Contract	AT	Region	England
% of FP17s for the same patient ID Re-attending within 3 months - Children	30	533	5.6%	10.4%	11.8%	12.4%
% of FP17s for the same patient ID Re-attending within 3 months - Adults	100	783	12.8%	15.9%	17.1%	16.7%
% of FP17s for the same patient ID Re-attending between 3 & 9 months - Children	219	533	41.1%	47.1%	45.8%	57.4%
% of FP17s for the same patient ID Re-attending between 3 & 9 months - Adults	253	783	32.3%	37.7%	37.6%	50.5%
% of FP17s for Band 1 Urgent Courses	83	950	8.7%	10.1%	10.6%	9.1%
% of FP17s Relating to Free Repair or Replacements	0	950	0.0%	0.6%	0.6%	0.8%
% of FP17s Relating to Continuations	10	950	1.1%	1.1%	0.9%	1.3%
% of Patients satisfied with the dentistry they have received	1	1	N/A	90.5%	90.2%	93.2%
% of Patients satisfied with the time they had to wait for an appointment	1	1	N/A	85.8%	83.8%	89.0%

* This is based on patients treated on this contract for their most recent course of treatment. Figures in italics indicate the base number of FP17s or Patient Questionnaire responses are less than 100. N/A is shown where the base number of responses is less than 10 during the period. % is calculated as Quantity/Base number*100

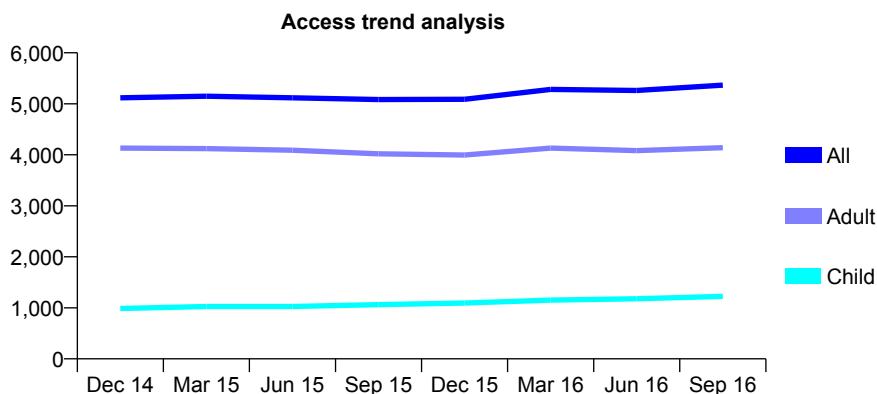
Q63 - Vital Signs At a Glance Contract Report for 118257/0001 - September 2016

Name or company name	Perfect Smile Surgery Ltd.
Contract type name	GDS Contract
Purpose of contract	General
Contract start date	01/07/2007
Contract end date	

16/17 Contracted general activity (UDA)	16,200
Carry forward general activity (UDA)	638
16/17 Contracted orthodontic activity (UOA)	0
Carry forward orthodontic activity (UOA)	0
Baseline contract value	£438,105.41

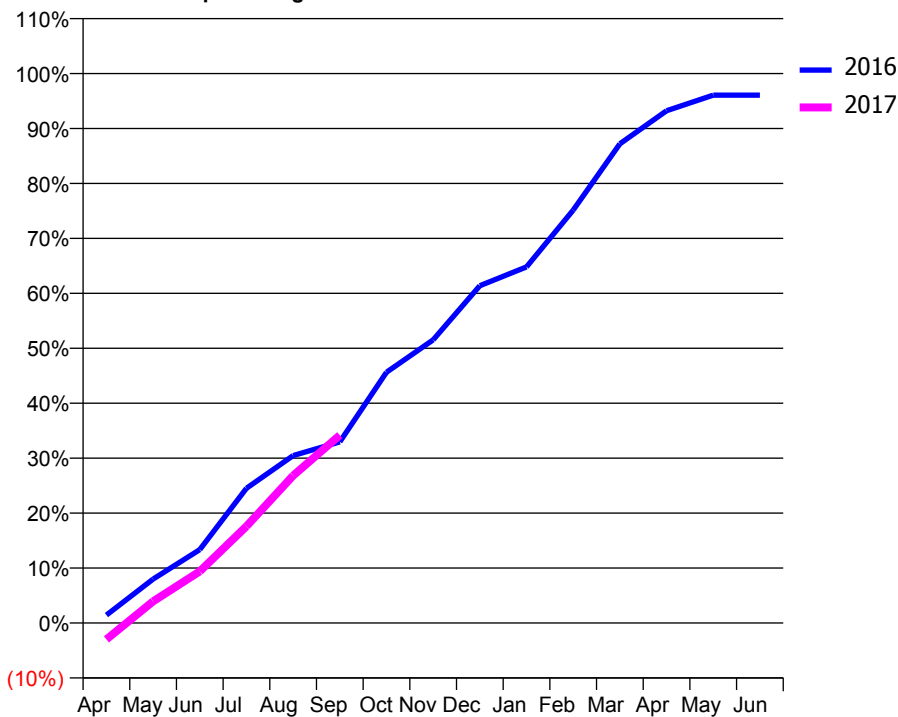
ACCESS*

Patients seen in 24 months	Total	Change since previous quarter
Quarter ending September 2015	5,083	
Quarter ending December 2015	5,089	→
Quarter ending March 2016	5,283	↑
Quarter ending June 2016	5,261	→
Quarter ending September 2016	5,366	→
Variance since September 2015	5.6%	↑



ACTIVITY

Cumulative percentage of contracted UDA delivered 2016 & 2017



Month	Adjusted Scheduled Activity (UDA)	
	2016	2017
April	232	-484
May	1,295	638
June	2,164	1,524
July	3,971	2,853
August	4,935	4,348
September	5,341	5,539
October	7,391	
November	8,349	
December	9,943	
January	10,497	
February	12,173	
March	14,127	
April	15,100	
May	15,562	
June	15,562	

QUALITY

	Quantity	Base Number	Contract	AT	Region	England
% of FP17s for the same patient ID Re-attending within 3 months - Children	61	801	7.6%	10.4%	11.8%	12.4%
% of FP17s for the same patient ID Re-attending within 3 months - Adults	392	2,113	18.6%	15.9%	17.1%	16.7%
% of FP17s for the same patient ID Re-attending between 3 & 9 months - Children	300	801	37.5%	47.1%	45.8%	57.4%
% of FP17s for the same patient ID Re-attending between 3 & 9 months - Adults	589	2,113	27.9%	37.7%	37.6%	50.5%
% of FP17s for Band 1 Urgent Courses	493	2,441	20.2%	10.1%	10.6%	9.1%
% of FP17s Relating to Free Repair or Replacements	30	2,441	1.2%	0.6%	0.6%	0.8%
% of FP17s Relating to Continuations	18	2,441	0.7%	1.1%	0.9%	1.3%
% of Patients satisfied with the dentistry they have received	1	1	N/A	90.5%	90.2%	93.2%
% of Patients satisfied with the time they had to wait for an appointment	1	1	N/A	85.8%	83.8%	89.0%

* This is based on patients treated on this contract for their most recent course of treatment. Figures in italics indicate the base number of FP17s or Patient Questionnaire responses are less than 100. N/A is shown where the base number of responses is less than 10 during the period. % is calculated as Quantity/Base number*100

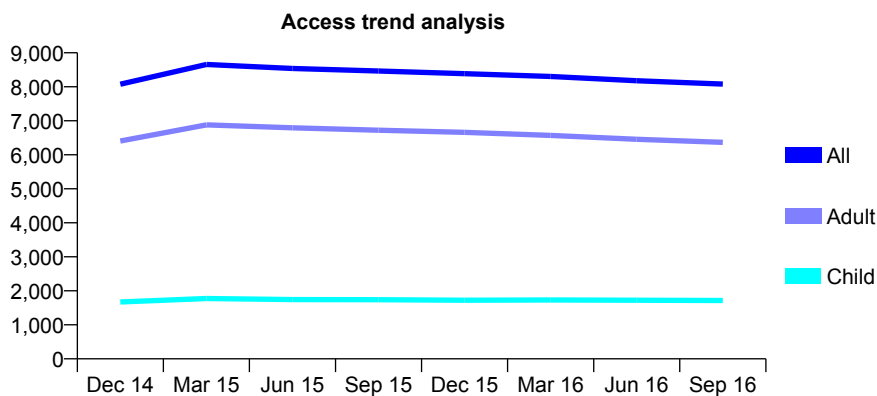
Q63 - Vital Signs At a Glance Contract Report for 118664/0001 - September 2016

Name or company name	Drs P Pakzad & E Harunani
Contract type name	GDS Contract
Purpose of contract	General
Contract start date	01/04/2013
Contract end date	

16/17 Contracted general activity (UDA)	31,225
Carry forward general activity (UDA)	432
16/17 Contracted orthodontic activity (UOA)	0
Carry forward orthodontic activity (UOA)	0
Baseline contract value	£768,581.78

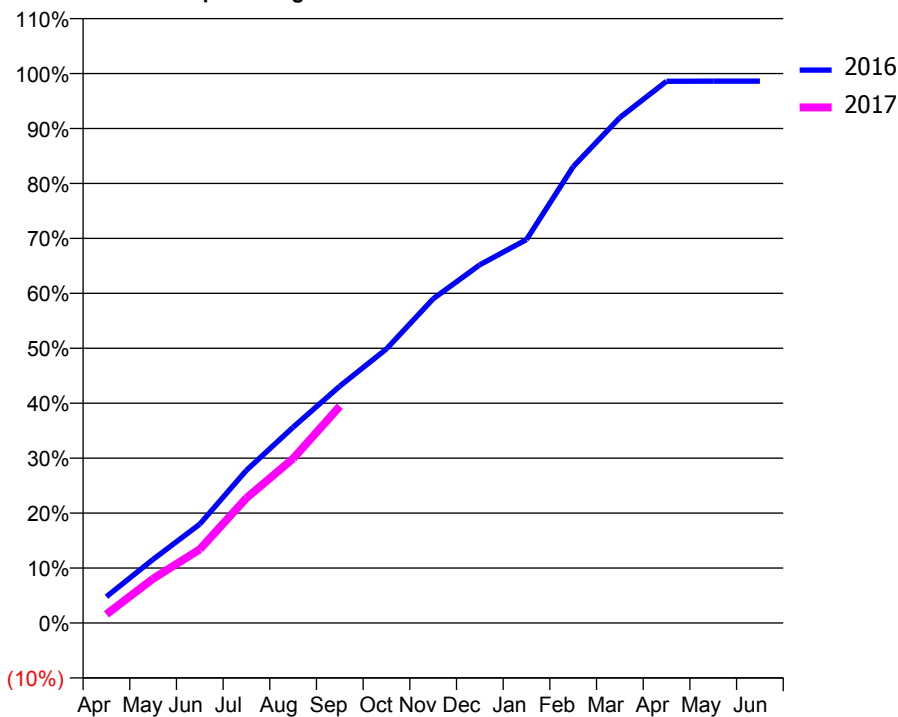
ACCESS*

Patients seen in 24 months	Total	Change since previous quarter
Quarter ending September 2015	8,463	
Quarter ending December 2015	8,386	→
Quarter ending March 2016	8,304	→
Quarter ending June 2016	8,180	↓
Quarter ending September 2016	8,080	↓
Variance since September 2015	(4.5%)	↓



ACTIVITY

Cumulative percentage of contracted UDA delivered 2016 & 2017



Month	Adjusted Scheduled Activity (UDA)	
	2016	2017
April	1,500	499
May	3,615	2,520
June	5,618	4,183
July	8,682	7,107
August	11,124	9,348
September	13,463	12,316
October	15,578	
November	18,425	
December	20,358	
January	21,792	
February	25,931	
March	28,722	
April	30,780	
May	30,792	
June	30,793	

QUALITY

	Quantity	Base Number	Contract	AT	Region	England
% of FP17s for the same patient ID Re-attending within 3 months - Children	48	923	5.2%	10.4%	11.8%	12.4%
% of FP17s for the same patient ID Re-attending within 3 months - Adults	409	3,213	12.7%	15.9%	17.1%	16.7%
% of FP17s for the same patient ID Re-attending between 3 & 9 months - Children	395	923	42.8%	47.1%	45.8%	57.4%
% of FP17s for the same patient ID Re-attending between 3 & 9 months - Adults	1,122	3,213	34.9%	37.7%	37.6%	50.5%
% of FP17s for Band 1 Urgent Courses	456	3,679	12.4%	10.1%	10.6%	9.1%
% of FP17s Relating to Free Repair or Replacements	84	3,679	2.3%	0.6%	0.6%	0.8%
% of FP17s Relating to Continuations	15	3,679	0.4%	1.1%	0.9%	1.3%
% of Patients satisfied with the dentistry they have received	6	7	N/A	90.5%	90.2%	93.2%
% of Patients satisfied with the time they had to wait for an appointment	5	7	N/A	85.8%	83.8%	89.0%

* This is based on patients treated on this contract for their most recent course of treatment. Figures in italics indicate the base number of FP17s or Patient Questionnaire responses are less than 100. N/A is shown where the base number of responses is less than 10 during the period. % is calculated as Quantity/Base number*100

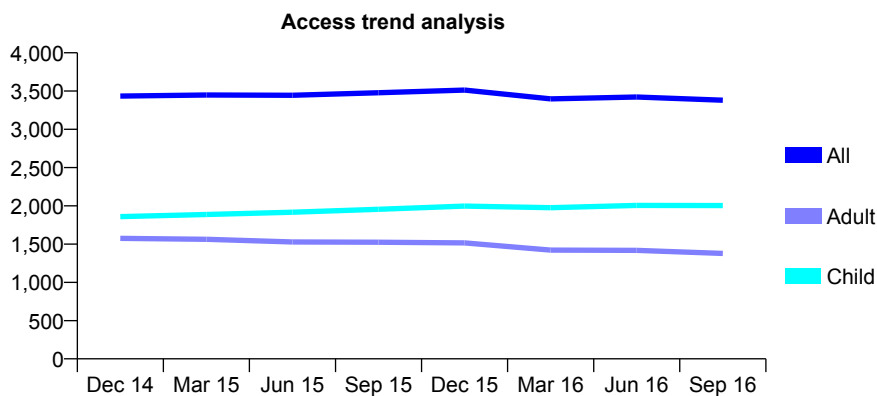
Q63 - Vital Signs At a Glance Contract Report for 118729/0001 - September 2016

Name or company name	Mr V Vithani & Mrs V Vithani
Contract type name	GDS Contract
Purpose of contract	General
Contract start date	01/04/2011
Contract end date	

16/17 Contracted general activity (UDA)	7,767
Carry forward general activity (UDA)	0
16/17 Contracted orthodontic activity (UOA)	0
Carry forward orthodontic activity (UOA)	0
Baseline contract value	£193,075.91

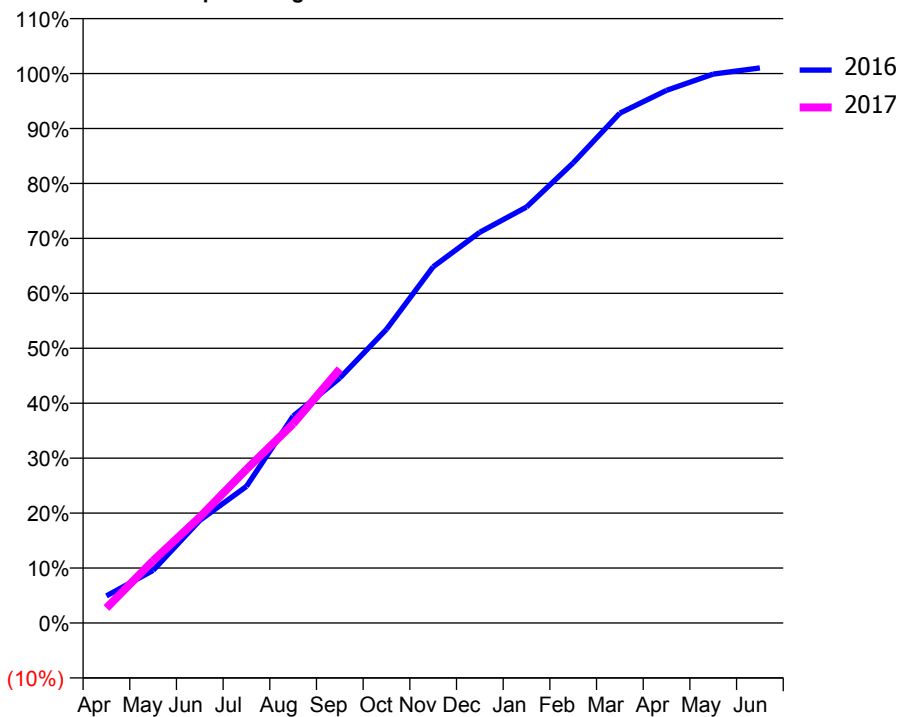
ACCESS*

Patients seen in 24 months	Total	Change since previous quarter
Quarter ending September 2015	3,478	
Quarter ending December 2015	3,512	→
Quarter ending March 2016	3,398	↓
Quarter ending June 2016	3,423	→
Quarter ending September 2016	3,381	↓
Variance since September 2015	(2.8%)	↓



ACTIVITY

Cumulative percentage of contracted UDA delivered 2016 & 2017



Month	Adjusted Scheduled Activity (UDA)	
	2016	2017
April	384	213
May	744	881
June	1,451	1,498
July	1,930	2,172
August	2,925	2,815
September	3,463	3,591
October	4,151	
November	5,036	
December	5,523	
January	5,880	
February	6,504	
March	7,206	
April	7,529	
May	7,759	
June	7,846	

QUALITY

	Quantity	Base Number	Contract	AT	Region	England
% of FP17s for the same patient ID Re-attending within 3 months - Children	88	1,327	6.6%	10.4%	11.8%	12.4%
% of FP17s for the same patient ID Re-attending within 3 months - Adults	153	787	19.4%	15.9%	17.1%	16.7%
% of FP17s for the same patient ID Re-attending between 3 & 9 months - Children	681	1,327	51.3%	47.1%	45.8%	57.4%
% of FP17s for the same patient ID Re-attending between 3 & 9 months - Adults	298	787	37.9%	37.7%	37.6%	50.5%
% of FP17s for Band 1 Urgent Courses	73	1,872	3.9%	10.1%	10.6%	9.1%
% of FP17s Relating to Free Repair or Replacements	2	1,872	0.1%	0.6%	0.6%	0.8%
% of FP17s Relating to Continuations	1	1,872	0.1%	1.1%	0.9%	1.3%
% of Patients satisfied with the dentistry they have received	0	0	N/A	90.5%	90.2%	93.2%
% of Patients satisfied with the time they had to wait for an appointment	0	0	N/A	85.8%	83.8%	89.0%

* This is based on patients treated on this contract for their most recent course of treatment. Figures in italics indicate the base number of FP17s or Patient Questionnaire responses are less than 100. N/A is shown where the base number of responses is less than 10 during the period. % is calculated as Quantity/Base number*100

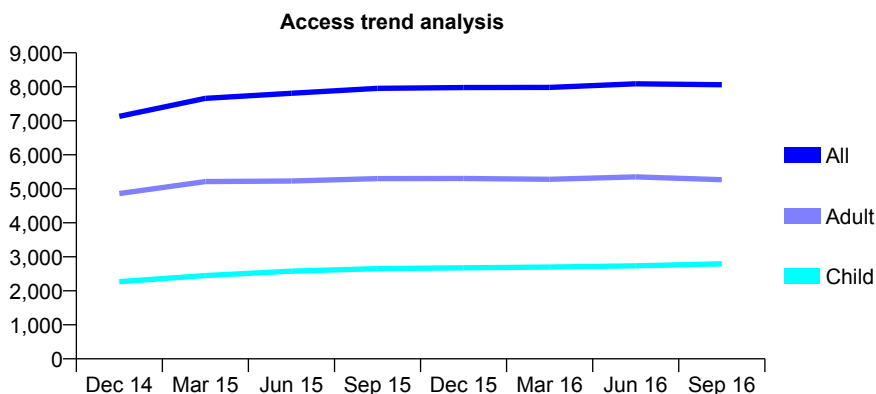
Q63 - Vital Signs At a Glance Contract Report for 118826/0001 - September 2016

Name or company name	Mr R Siddique & Mr I Khaliq
Contract type name	GDS Contract
Purpose of contract	General
Contract start date	01/04/2013
Contract end date	

16/17 Contracted general activity (UDA)	22,354
Carry forward general activity (UDA)	0
16/17 Contracted orthodontic activity (UOA)	0
Carry forward orthodontic activity (UOA)	0
Baseline contract value	£566,093.01

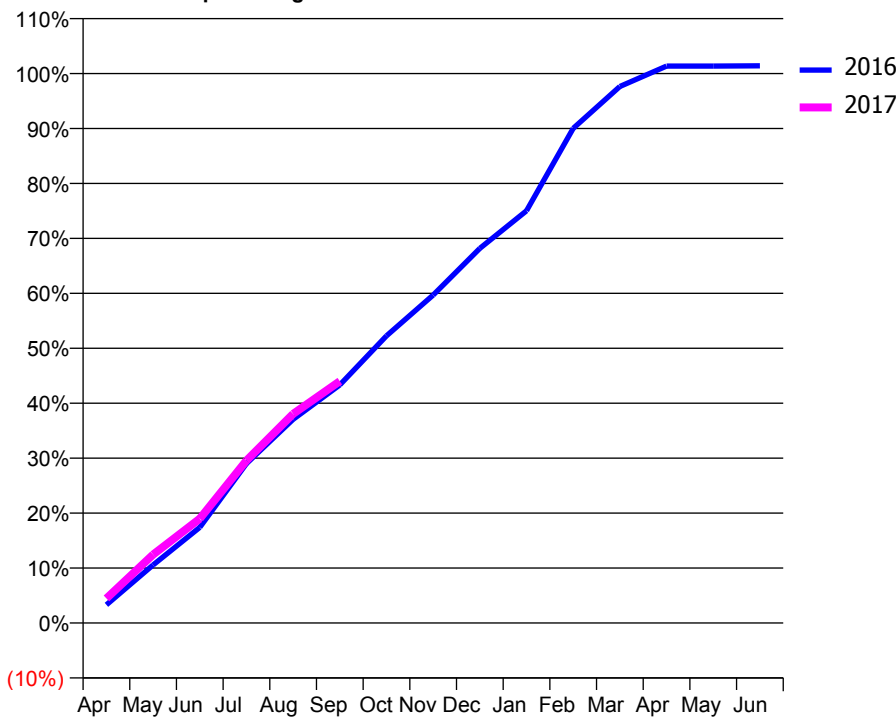
ACCESS*

Patients seen in 24 months	Total	Change since previous quarter
Quarter ending September 2015	7,954	
Quarter ending December 2015	7,979	→
Quarter ending March 2016	7,981	→
Quarter ending June 2016	8,087	→
Quarter ending September 2016	8,061	→
Variance since September 2015	1.3%	→



ACTIVITY

Cumulative percentage of contracted UDA delivered 2016 & 2017



Adjusted Scheduled Activity (UDA)

Month	2016	2017
April	738	1,002
May	2,360	2,786
June	3,894	4,243
July	6,487	6,608
August	8,287	8,507
September	9,687	9,838
October	11,680	
November	13,339	
December	15,240	
January	16,772	
February	20,122	
March	21,828	
April	22,655	
May	22,656	
June	22,666	

QUALITY

	Quantity	Base Number	Contract	AT	Region	England
% of FP17s for the same patient ID Re-attending within 3 months - Children	74	1,752	4.2%	10.4%	11.8%	12.4%
% of FP17s for the same patient ID Re-attending within 3 months - Adults	231	2,533	9.1%	15.9%	17.1%	16.7%
% of FP17s for the same patient ID Re-attending between 3 & 9 months - Children	831	1,752	47.4%	47.1%	45.8%	57.4%
% of FP17s for the same patient ID Re-attending between 3 & 9 months - Adults	1,022	2,533	40.3%	37.7%	37.6%	50.5%
% of FP17s for Band 1 Urgent Courses	180	3,945	4.6%	10.1%	10.6%	9.1%
% of FP17s Relating to Free Repair or Replacements	9	3,945	0.2%	0.6%	0.6%	0.8%
% of FP17s Relating to Continuations	5	3,945	0.1%	1.1%	0.9%	1.3%
% of Patients satisfied with the dentistry they have received	0	1	N/A	90.5%	90.2%	93.2%
% of Patients satisfied with the time they had to wait for an appointment	0	1	N/A	85.8%	83.8%	89.0%

* This is based on patients treated on this contract for their most recent course of treatment. Figures in italics indicate the base number of FP17s or Patient Questionnaire responses are less than 100. N/A is shown where the base number of responses is less than 10 during the period. % is calculated as Quantity/Base number*100

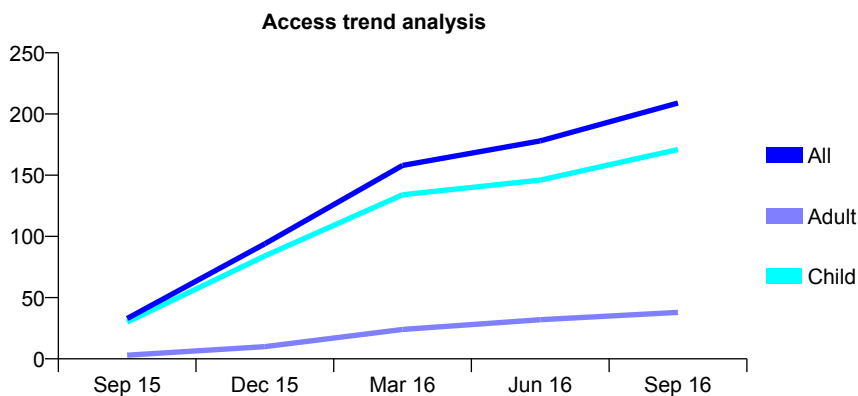
Q63 - Vital Signs At a Glance Contract Report for 119385/0001 - September 2016

Name or company name	Stock Hill Dental Care Partnership
Contract type name	GDS Contract
Purpose of contract	General
Contract start date	01/05/2015
Contract end date	

16/17 Contracted general activity (UDA)	731
Carry forward general activity (UDA)	0
16/17 Contracted orthodontic activity (UOA)	0
Carry forward orthodontic activity (UOA)	0
Baseline contract value	£16,052.62

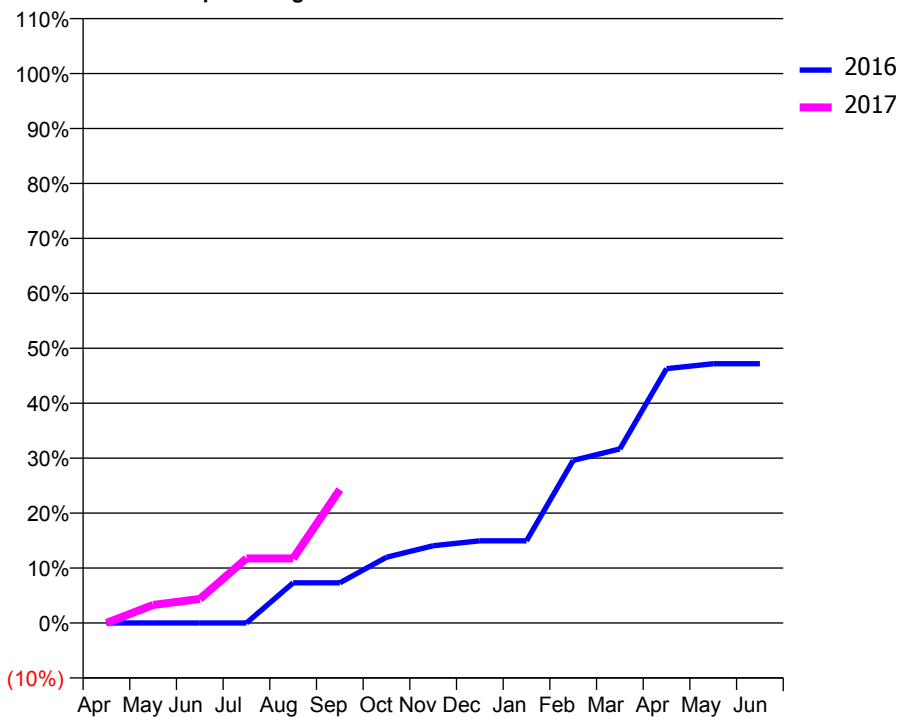
ACCESS*

Patients seen in 24 months	Total	Change since previous quarter
Quarter ending September 2015	33	
Quarter ending December 2015	94	↑
Quarter ending March 2016	158	↑
Quarter ending June 2016	178	↑
Quarter ending September 2016	209	↑
Variance since September 2015	533.3%	↑



ACTIVITY

Cumulative percentage of contracted UDA delivered 2016 & 2017



Adjusted Scheduled Activity (UDA)

Month	2016	2017
April	0	0
May	0	24
June	0	32
July	0	86
August	49	86
September	49	177
October	80	
November	94	
December	100	
January	100	
February	198	
March	212	
April	310	
May	316	
June	316	

QUALITY

	Quantity	Base Number	Contract	AT	Region	England
% of FP17s for the same patient ID Re-attending within 3 months - Children	5	108	4.6%	10.4%	11.8%	12.4%
% of FP17s for the same patient ID Re-attending within 3 months - Adults	5	25	20.0%	15.9%	17.1%	16.7%
% of FP17s for the same patient ID Re-attending between 3 & 9 months - Children	30	108	27.8%	47.1%	45.8%	57.4%
% of FP17s for the same patient ID Re-attending between 3 & 9 months - Adults	1	25	4.0%	37.7%	37.6%	50.5%
% of FP17s for Band 1 Urgent Courses	2	100	2.0%	10.1%	10.6%	9.1%
% of FP17s Relating to Free Repair or Replacements	0	100	0.0%	0.6%	0.6%	0.8%
% of FP17s Relating to Continuations	0	100	0.0%	1.1%	0.9%	1.3%
% of Patients satisfied with the dentistry they have received	0	0	N/A	90.5%	90.2%	93.2%
% of Patients satisfied with the time they had to wait for an appointment	0	0	N/A	85.8%	83.8%	89.0%

* This is based on patients treated on this contract for their most recent course of treatment. Figures in italics indicate the base number of FP17s or Patient Questionnaire responses are less than 100. N/A is shown where the base number of responses is less than 10 during the period. % is calculated as Quantity/Base number*100

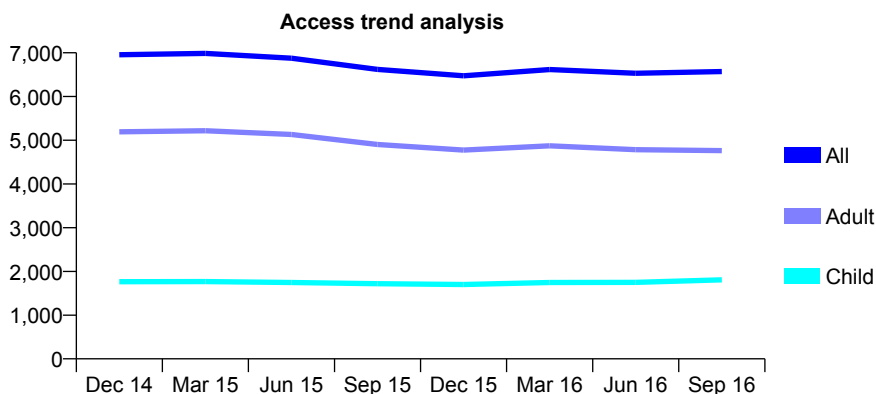
Q63 - Vital Signs At a Glance Contract Report for 119644/0001 - September 2016

Name or company name	Perfect Smile Associates Limited
Contract type name	GDS Contract
Purpose of contract	General and Orthodontic
Contract start date	17/05/2011
Contract end date	

16/17 Contracted general activity (UDA)	15,740
Carry forward general activity (UDA)	14
16/17 Contracted orthodontic activity (UOA)	4,000
Carry forward orthodontic activity (UOA)	-14
Baseline contract value	£729,089.32

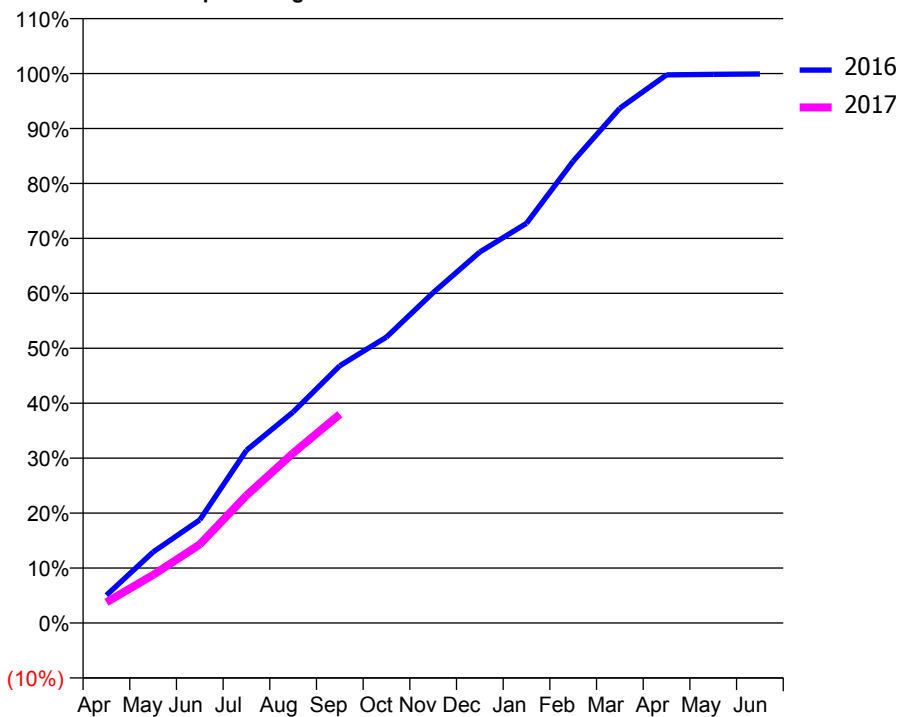
ACCESS*

Patients seen in 24 months	Total	Change since previous quarter
Quarter ending September 2015	6,621	
Quarter ending December 2015	6,475	↓
Quarter ending March 2016	6,618	↑
Quarter ending June 2016	6,532	↓
Quarter ending September 2016	6,570	→
Variance since September 2015	(0.8%)	→



ACTIVITY

Cumulative percentage of contracted UDA delivered 2016 & 2017



Adjusted Scheduled Activity (UDA)

Month	2016	2017
April	796	593
May	2,034	1,377
June	2,953	2,253
July	4,950	3,654
August	6,043	4,867
September	7,372	5,981
October	8,190	
November	9,463	
December	10,627	
January	11,450	
February	13,228	
March	14,744	
April	15,700	
May	15,716	
June	15,726	

QUALITY

	Quantity	Base Number	Contract	AT	Region	England
% of FP17s for the same patient ID Re-attending within 3 months - Children	165	1,301	12.7%	10.4%	11.8%	12.4%
% of FP17s for the same patient ID Re-attending within 3 months - Adults	333	2,383	14.0%	15.9%	17.1%	16.7%
% of FP17s for the same patient ID Re-attending between 3 & 9 months - Children	438	1,301	33.7%	47.1%	45.8%	57.4%
% of FP17s for the same patient ID Re-attending between 3 & 9 months - Adults	704	2,383	29.5%	37.7%	37.6%	50.5%
% of FP17s for Band 1 Urgent Courses	392	3,021	13.0%	10.1%	10.6%	9.1%
% of FP17s Relating to Free Repair or Replacements	6	3,021	0.2%	0.6%	0.6%	0.8%
% of FP17s Relating to Continuations	17	3,021	0.6%	1.1%	0.9%	1.3%
% of Patients satisfied with the dentistry they have received	3	3	N/A	90.5%	90.2%	93.2%
% of Patients satisfied with the time they had to wait for an appointment	2	3	N/A	85.8%	83.8%	89.0%

* This is based on patients treated on this contract for their most recent course of treatment. Figures in italics indicate the base number of FP17s or Patient Questionnaire responses are less than 100. N/A is shown where the base number of responses is less than 10 during the period. % is calculated as Quantity/Base number*100

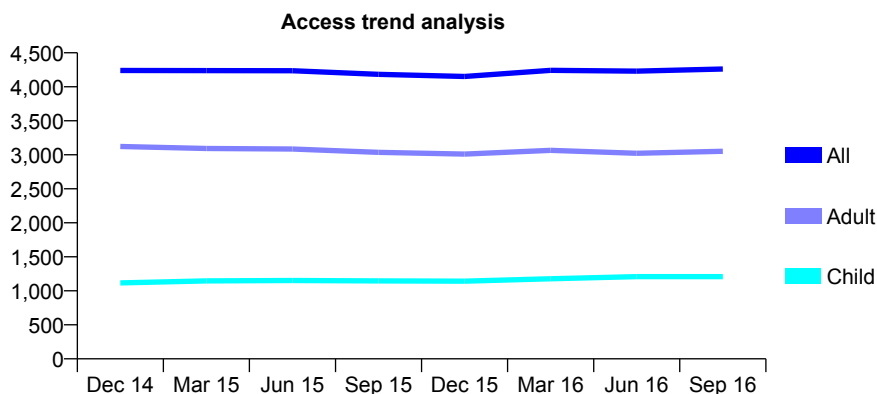
Q63 - Vital Signs At a Glance Contract Report for 119644/0002 - September 2016

Name or company name	Perfect Smile Associates Limited
Contract type name	GDS Contract
Purpose of contract	General
Contract start date	17/05/2011
Contract end date	

16/17 Contracted general activity (UDA)	9,100
Carry forward general activity (UDA)	82
16/17 Contracted orthodontic activity (UOA)	0
Carry forward orthodontic activity (UOA)	0
Baseline contract value	£240,663.58

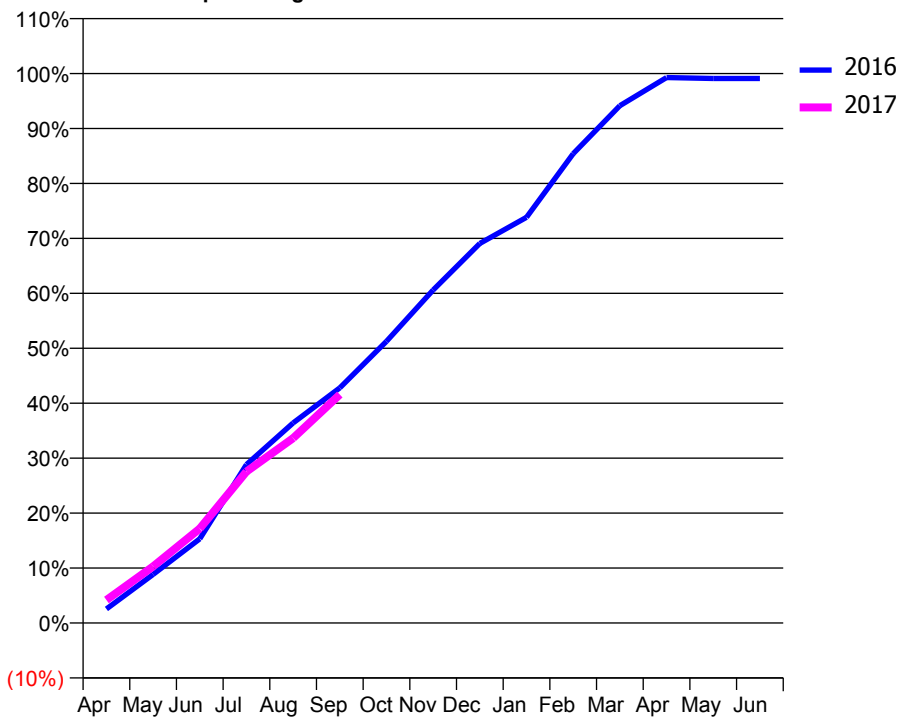
ACCESS*

Patients seen in 24 months	Total	Change since previous quarter
Quarter ending September 2015	4,184	
Quarter ending December 2015	4,152	→
Quarter ending March 2016	4,243	↑
Quarter ending June 2016	4,231	→
Quarter ending September 2016	4,261	→
Variance since September 2015	1.8%	→



ACTIVITY

Cumulative percentage of contracted UDA delivered 2016 & 2017



Adjusted Scheduled Activity (UDA)

Month	2016	2017
April	234	380
May	804	937
June	1,394	1,564
July	2,624	2,507
August	3,313	3,061
September	3,893	3,784
October	4,665	
November	5,514	
December	6,286	
January	6,719	
February	7,773	
March	8,566	
April	9,033	
May	9,018	
June	9,018	

QUALITY

	Quantity	Base Number	Contract	AT	Region	England
% of FP17s for the same patient ID Re-attending within 3 months - Children	55	720	7.6%	10.4%	11.8%	12.4%
% of FP17s for the same patient ID Re-attending within 3 months - Adults	248	1,562	15.9%	15.9%	17.1%	16.7%
% of FP17s for the same patient ID Re-attending between 3 & 9 months - Children	302	720	41.9%	47.1%	45.8%	57.4%
% of FP17s for the same patient ID Re-attending between 3 & 9 months - Adults	456	1,562	29.2%	37.7%	37.6%	50.5%
% of FP17s for Band 1 Urgent Courses	249	2,067	12.0%	10.1%	10.6%	9.1%
% of FP17s Relating to Free Repair or Replacements	9	2,067	0.4%	0.6%	0.6%	0.8%
% of FP17s Relating to Continuations	61	2,067	3.0%	1.1%	0.9%	1.3%
% of Patients satisfied with the dentistry they have received	0	0	N/A	90.5%	90.2%	93.2%
% of Patients satisfied with the time they had to wait for an appointment	0	0	N/A	85.8%	83.8%	89.0%

* This is based on patients treated on this contract for their most recent course of treatment. Figures in italics indicate the base number of FP17s or Patient Questionnaire responses are less than 100. N/A is shown where the base number of responses is less than 10 during the period. % is calculated as Quantity/Base number*100

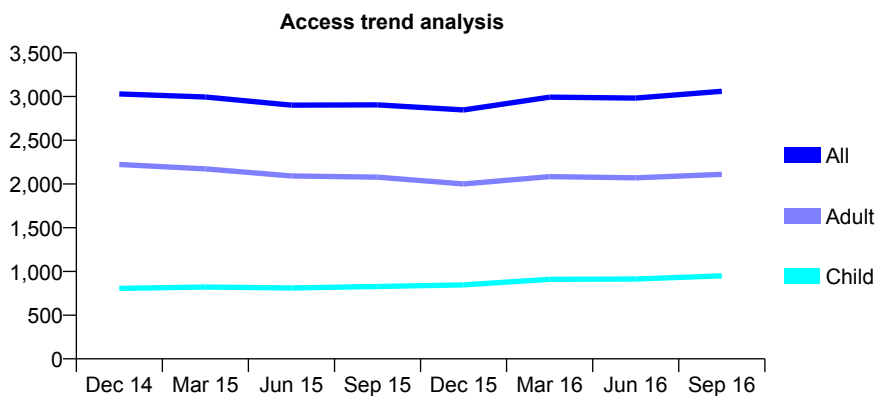
Q63 - Vital Signs At a Glance Contract Report for 119954/0001 - September 2016

Name or company name	Smile Impressions Ltd
Contract type name	GDS Contract
Purpose of contract	General
Contract start date	01/06/2008
Contract end date	

16/17 Contracted general activity (UDA)	8,579
Carry forward general activity (UDA)	319
16/17 Contracted orthodontic activity (UOA)	0
Carry forward orthodontic activity (UOA)	0
Baseline contract value	£225,030.59

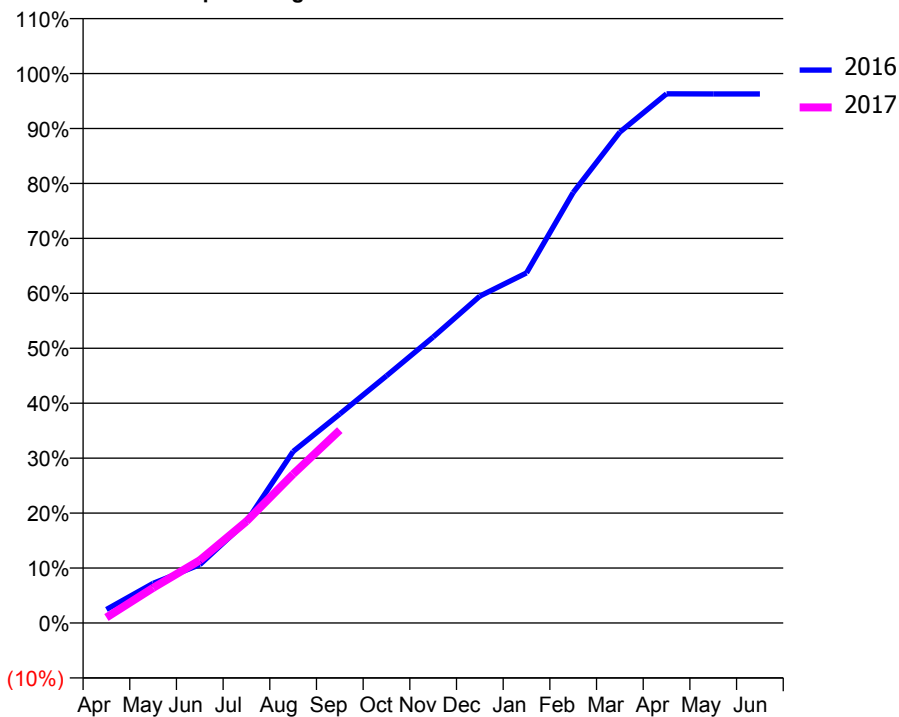
ACCESS*

Patients seen in 24 months	Total	Change since previous quarter
Quarter ending September 2015	2,905	
Quarter ending December 2015	2,846	↓
Quarter ending March 2016	2,993	↑
Quarter ending June 2016	2,982	→
Quarter ending September 2016	3,060	↑
Variance since September 2015	5.3%	↑



ACTIVITY

Cumulative percentage of contracted UDA delivered 2016 & 2017



Month	Adjusted Scheduled Activity (UDA)	
	2016	2017
April	212	87
May	619	550
June	910	980
July	1,582	1,586
August	2,679	2,324
September	3,264	3,012
October	3,859	
November	4,465	
December	5,103	
January	5,466	
February	6,721	
March	7,664	
April	8,263	
May	8,259	
June	8,260	

QUALITY

	Quantity	Base Number	Contract	AT	Region	England
% of FP17s for the same patient ID Re-attending within 3 months - Children	53	735	7.2%	10.4%	11.8%	12.4%
% of FP17s for the same patient ID Re-attending within 3 months - Adults	125	1,384	9.0%	15.9%	17.1%	16.7%
% of FP17s for the same patient ID Re-attending between 3 & 9 months - Children	471	735	64.1%	47.1%	45.8%	57.4%
% of FP17s for the same patient ID Re-attending between 3 & 9 months - Adults	676	1,384	48.8%	37.7%	37.6%	50.5%
% of FP17s for Band 1 Urgent Courses	128	1,864	6.9%	10.1%	10.6%	9.1%
% of FP17s Relating to Free Repair or Replacements	4	1,864	0.2%	0.6%	0.6%	0.8%
% of FP17s Relating to Continuations	3	1,864	0.2%	1.1%	0.9%	1.3%
% of Patients satisfied with the dentistry they have received	1	1	N/A	90.5%	90.2%	93.2%
% of Patients satisfied with the time they had to wait for an appointment	0	1	N/A	85.8%	83.8%	89.0%

* This is based on patients treated on this contract for their most recent course of treatment. Figures in italics indicate the base number of FP17s or Patient Questionnaire responses are less than 100. N/A is shown where the base number of responses is less than 10 during the period. % is calculated as Quantity/Base number*100

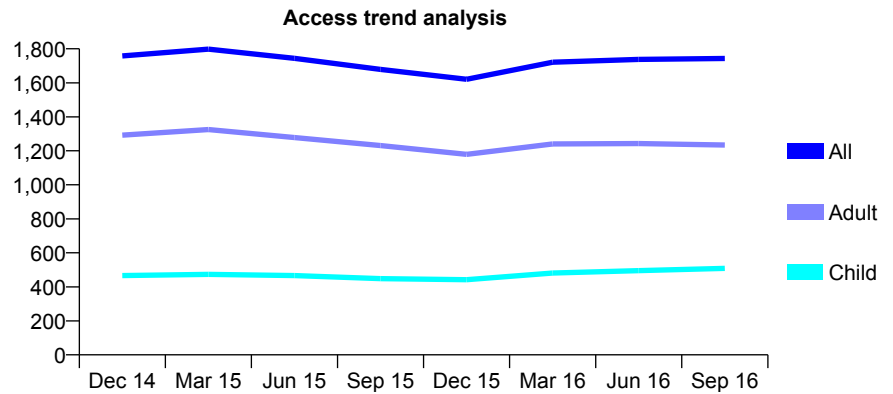
Q63 - Vital Signs At a Glance Contract Report for 120251/0001 - September 2016

Name or company name	W. M. Rosten Ltd
Contract type name	GDS Contract
Purpose of contract	General
Contract start date	01/04/2008
Contract end date	

16/17 Contracted general activity (UDA)	5,000
Carry forward general activity (UDA)	175
16/17 Contracted orthodontic activity (UOA)	0
Carry forward orthodontic activity (UOA)	0
Baseline contract value	£126,863.11

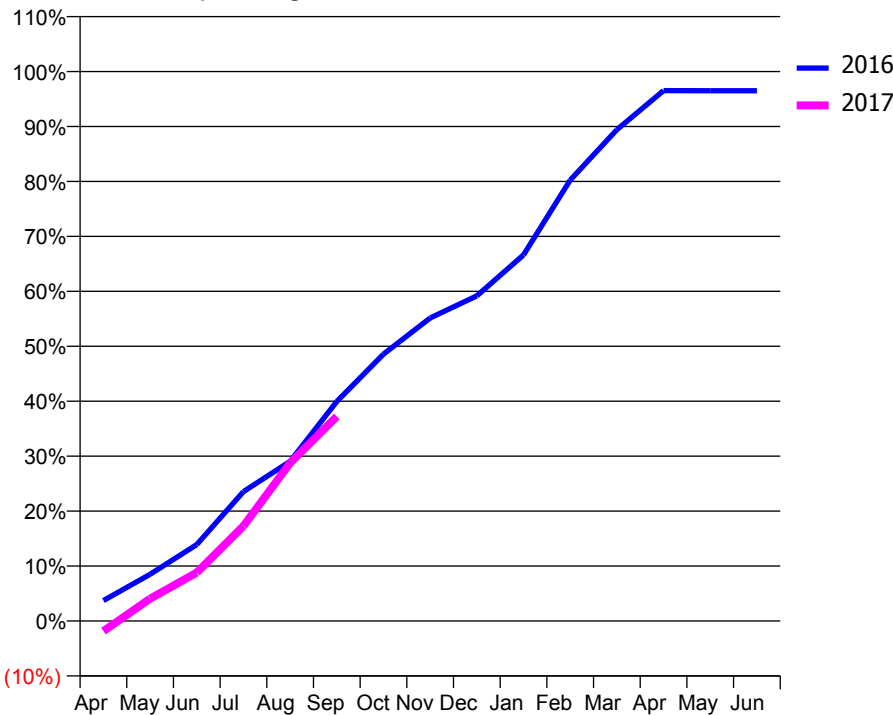
ACCESS*

Patients seen in 24 months	Total	Change since previous quarter
Quarter ending September 2015	1,679	
Quarter ending December 2015	1,621	↓
Quarter ending March 2016	1,721	↑
Quarter ending June 2016	1,738	→
Quarter ending September 2016	1,743	→
Variance since September 2015	3.8%	↑



ACTIVITY

Cumulative percentage of contracted UDA delivered 2016 & 2017



Month	Adjusted Scheduled Activity (UDA)	
	2016	2017
April	187	-93
May	425	203
June	696	441
July	1,177	864
August	1,453	1,439
September	1,997	1,862
October	2,428	
November	2,757	
December	2,959	
January	3,331	
February	4,012	
March	4,470	
April	4,826	
May	4,825	
June	4,825	

QUALITY

	Quantity	Base Number	Contract	AT	Region	England
% of FP17s for the same patient ID Re-attending within 3 months - Children	28	347	8.1%	10.4%	11.8%	12.4%
% of FP17s for the same patient ID Re-attending within 3 months - Adults	126	751	16.8%	15.9%	17.1%	16.7%
% of FP17s for the same patient ID Re-attending between 3 & 9 months - Children	184	347	53.0%	47.1%	45.8%	57.4%
% of FP17s for the same patient ID Re-attending between 3 & 9 months - Adults	263	751	35.0%	37.7%	37.6%	50.5%
% of FP17s for Band 1 Urgent Courses	103	812	12.7%	10.1%	10.6%	9.1%
% of FP17s Relating to Free Repair or Replacements	0	812	0.0%	0.6%	0.6%	0.8%
% of FP17s Relating to Continuations	11	812	1.4%	1.1%	0.9%	1.3%
% of Patients satisfied with the dentistry they have received	0	0	N/A	90.5%	90.2%	93.2%
% of Patients satisfied with the time they had to wait for an appointment	0	0	N/A	85.8%	83.8%	89.0%

* This is based on patients treated on this contract for their most recent course of treatment. Figures in italics indicate the base number of FP17s or Patient Questionnaire responses are less than 100. N/A is shown where the base number of responses is less than 10 during the period. % is calculated as Quantity/Base number*100

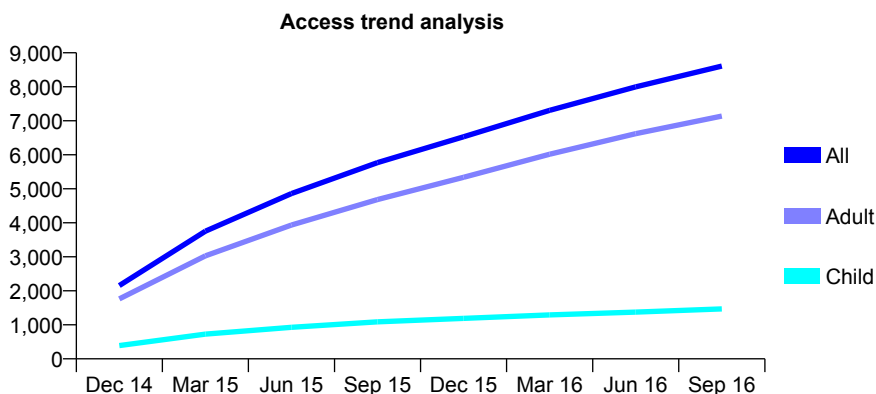
Q63 - Vital Signs At a Glance Contract Report for 120375/0001 - September 2016

Name or company name	New Cross Dental Practice
Contract type name	GDS Contract
Purpose of contract	General
Contract start date	01/09/2014
Contract end date	

16/17 Contracted general activity (UDA)	35,350
Carry forward general activity (UDA)	0
16/17 Contracted orthodontic activity (UOA)	0
Carry forward orthodontic activity (UOA)	0
Baseline contract value	£1,012,250.69

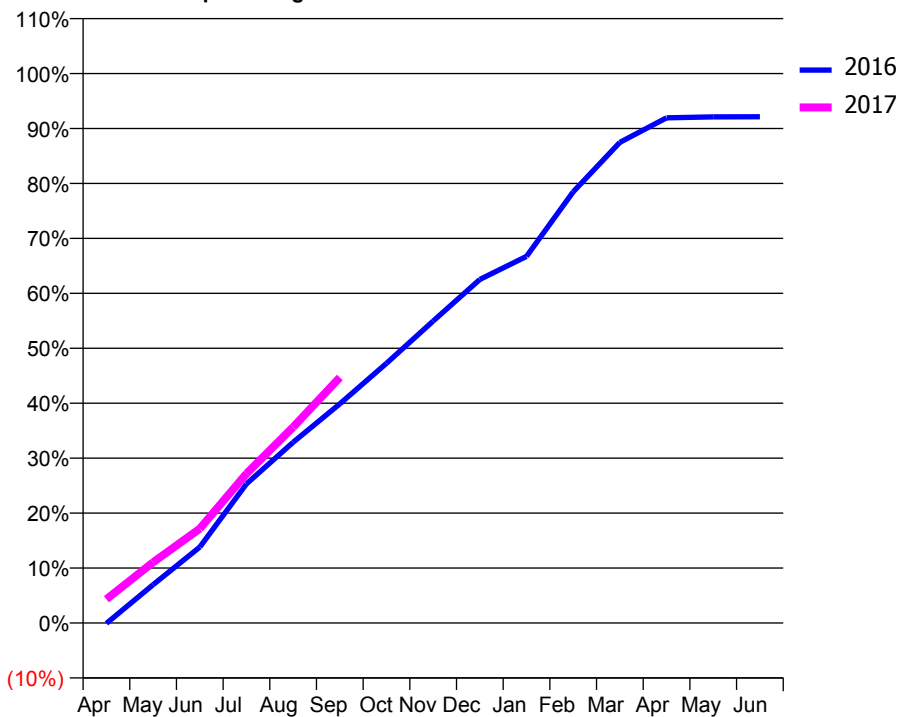
ACCESS*

Patients seen in 24 months	Total	Change since previous quarter
Quarter ending September 2015	5,771	
Quarter ending December 2015	6,533	↑
Quarter ending March 2016	7,307	↑
Quarter ending June 2016	7,997	↑
Quarter ending September 2016	8,608	↑
Variance since September 2015	49.2%	↑



ACTIVITY

Cumulative percentage of contracted UDA delivered 2016 & 2017



Month	Adjusted Scheduled Activity (UDA)	
	2016	2017
April	-33	1,534
May	2,468	3,912
June	4,884	6,066
July	8,948	9,613
August	11,631	12,605
September	14,102	15,794
October	16,709	
November	19,429	
December	22,102	
January	23,584	
February	27,737	
March	30,920	
April	32,502	
May	32,560	
June	32,565	

QUALITY

	Quantity	Base Number	Contract	AT	Region	England
% of FP17s for the same patient ID Re-attending within 3 months - Children	57	977	5.8%	10.4%	11.8%	12.4%
% of FP17s for the same patient ID Re-attending within 3 months - Adults	577	4,418	13.1%	15.9%	17.1%	16.7%
% of FP17s for the same patient ID Re-attending between 3 & 9 months - Children	457	977	46.8%	47.1%	45.8%	57.4%
% of FP17s for the same patient ID Re-attending between 3 & 9 months - Adults	1,639	4,418	37.1%	37.7%	37.6%	50.5%
% of FP17s for Band 1 Urgent Courses	473	4,950	9.6%	10.1%	10.6%	9.1%
% of FP17s Relating to Free Repair or Replacements	45	4,950	0.9%	0.6%	0.6%	0.8%
% of FP17s Relating to Continuations	37	4,950	0.7%	1.1%	0.9%	1.3%
% of Patients satisfied with the dentistry they have received	4	4	N/A	90.5%	90.2%	93.2%
% of Patients satisfied with the time they had to wait for an appointment	4	4	N/A	85.8%	83.8%	89.0%

* This is based on patients treated on this contract for their most recent course of treatment. Figures in italics indicate the base number of FP17s or Patient Questionnaire responses are less than 100. N/A is shown where the base number of responses is less than 10 during the period. % is calculated as Quantity/Base number*100

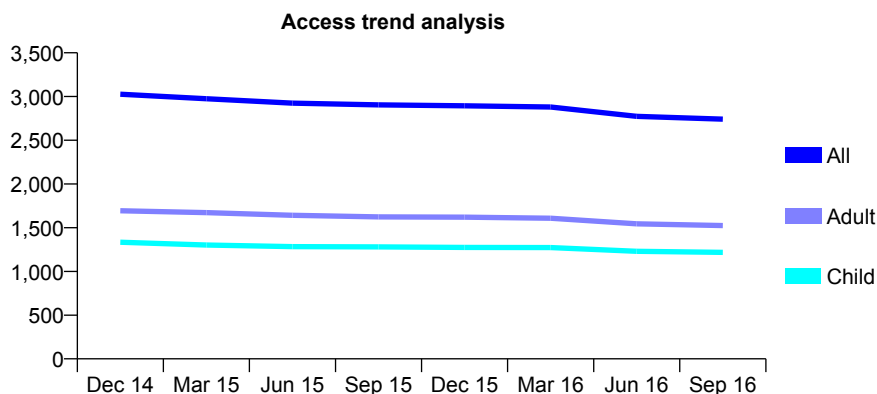
Q63 - Vital Signs At a Glance Contract Report for 121134/0001 - September 2016

Name or company name	Mottingham Dental Practice Limited
Contract type name	GDS Contract
Purpose of contract	General
Contract start date	01/04/2010
Contract end date	

16/17 Contracted general activity (UDA)	10,750
Carry forward general activity (UDA)	0
16/17 Contracted orthodontic activity (UOA)	0
Carry forward orthodontic activity (UOA)	0
Baseline contract value	£313,081.40

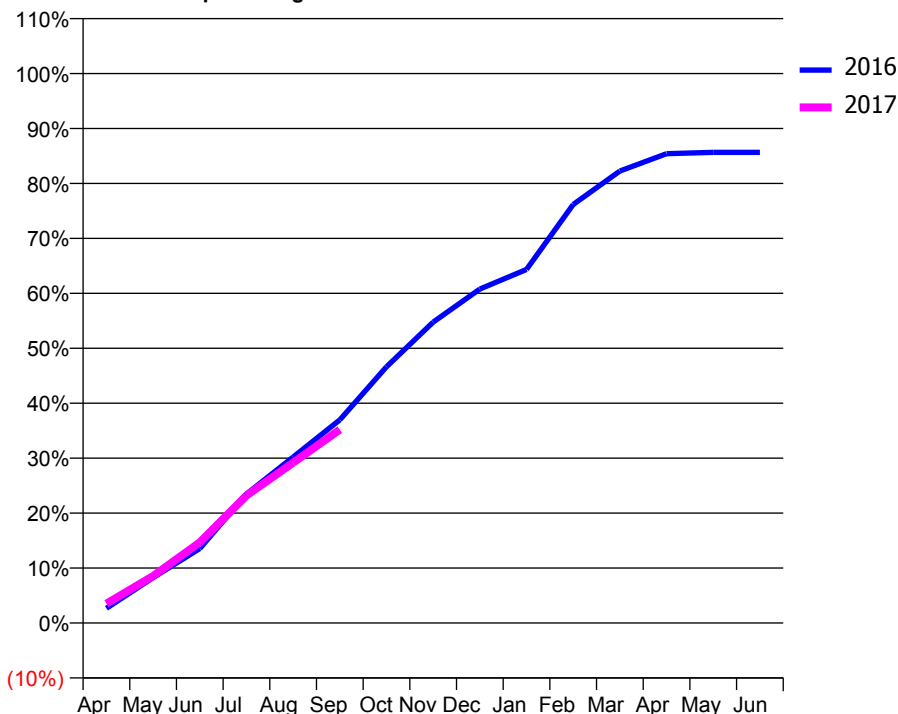
ACCESS*

Patients seen in 24 months	Total	Change since previous quarter
Quarter ending September 2015	2,905	
Quarter ending December 2015	2,894	→
Quarter ending March 2016	2,880	→
Quarter ending June 2016	2,774	↓
Quarter ending September 2016	2,742	↓
Variance since September 2015	(5.6%)	↓



ACTIVITY

Cumulative percentage of contracted UDA delivered 2016 & 2017



Month	Adjusted Scheduled Activity (UDA)	
	2016	2017
April	288	379
May	889	920
June	1,456	1,577
July	2,523	2,495
August	3,246	3,137
September	3,975	3,784
October	5,013	
November	5,885	
December	6,534	
January	6,918	
February	8,187	
March	8,841	
April	9,182	
May	9,207	
June	9,207	

QUALITY

	Quantity	Base Number	Contract	AT	Region	England
% of FP17s for the same patient ID Re-attending within 3 months - Children	62	698	8.9%	10.4%	11.8%	12.4%
% of FP17s for the same patient ID Re-attending within 3 months - Adults	190	832	22.8%	15.9%	17.1%	16.7%
% of FP17s for the same patient ID Re-attending between 3 & 9 months - Children	272	698	39.0%	47.1%	45.8%	57.4%
% of FP17s for the same patient ID Re-attending between 3 & 9 months - Adults	246	832	29.6%	37.7%	37.6%	50.5%
% of FP17s for Band 1 Urgent Courses	261	1,411	18.5%	10.1%	10.6%	9.1%
% of FP17s Relating to Free Repair or Replacements	0	1,411	0.0%	0.6%	0.6%	0.8%
% of FP17s Relating to Continuations	10	1,411	0.7%	1.1%	0.9%	1.3%
% of Patients satisfied with the dentistry they have received	6	6	N/A	90.5%	90.2%	93.2%
% of Patients satisfied with the time they had to wait for an appointment	6	6	N/A	85.8%	83.8%	89.0%

* This is based on patients treated on this contract for their most recent course of treatment. Figures in italics indicate the base number of FP17s or Patient Questionnaire responses are less than 100. N/A is shown where the base number of responses is less than 10 during the period. % is calculated as Quantity/Base number*100

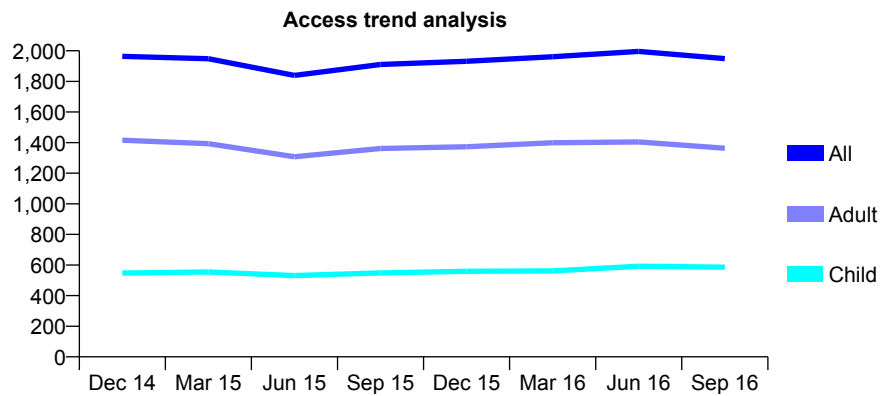
Q63 - Vital Signs At a Glance Contract Report for 121290/0001 - September 2016

Name or company name	Mount Road Dental Surgery
Contract type name	GDS Contract
Purpose of contract	General
Contract start date	15/09/2008
Contract end date	

16/17 Contracted general activity (UDA)	5,000
Carry forward general activity (UDA)	0
16/17 Contracted orthodontic activity (UOA)	0
Carry forward orthodontic activity (UOA)	0
Baseline contract value	£124,906.23

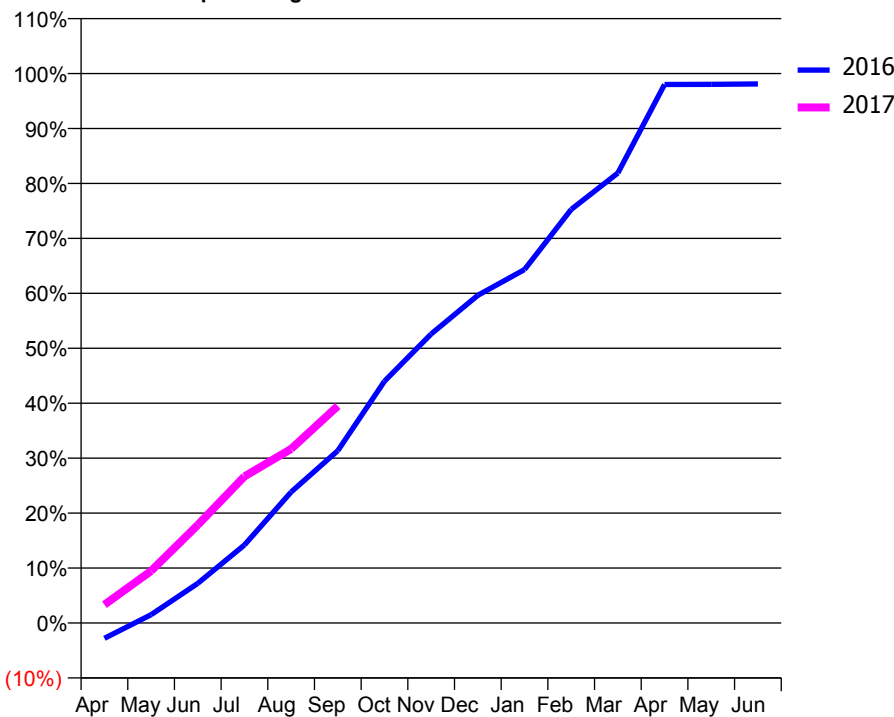
ACCESS*

Patients seen in 24 months	Total	Change since previous quarter
Quarter ending September 2015	1,911	
Quarter ending December 2015	1,932	→
Quarter ending March 2016	1,961	→
Quarter ending June 2016	1,996	→
Quarter ending September 2016	1,949	↓
Variance since September 2015	2.0%	→



ACTIVITY

Cumulative percentage of contracted UDA delivered 2016 & 2017



Month	Adjusted Scheduled Activity (UDA)	
	2016	2017
April	-140	167
May	76	474
June	361	892
July	711	1,334
August	1,192	1,584
September	1,568	1,975
October	2,200	
November	2,629	
December	2,982	
January	3,216	
February	3,763	
March	4,095	
April	4,900	
May	4,901	
June	4,905	

QUALITY

	Quantity	Base Number	Contract	AT	Region	England
% of FP17s for the same patient ID Re-attending within 3 months - Children	36	474	7.6%	10.4%	11.8%	12.4%
% of FP17s for the same patient ID Re-attending within 3 months - Adults	140	905	15.5%	15.9%	17.1%	16.7%
% of FP17s for the same patient ID Re-attending between 3 & 9 months - Children	245	474	51.7%	47.1%	45.8%	57.4%
% of FP17s for the same patient ID Re-attending between 3 & 9 months - Adults	361	905	39.9%	37.7%	37.6%	50.5%
% of FP17s for Band 1 Urgent Courses	104	1,008	10.3%	10.1%	10.6%	9.1%
% of FP17s Relating to Free Repair or Replacements	3	1,008	0.3%	0.6%	0.6%	0.8%
% of FP17s Relating to Continuations	2	1,008	0.2%	1.1%	0.9%	1.3%
% of Patients satisfied with the dentistry they have received	1	2	N/A	90.5%	90.2%	93.2%
% of Patients satisfied with the time they had to wait for an appointment	1	2	N/A	85.8%	83.8%	89.0%

* This is based on patients treated on this contract for their most recent course of treatment. Figures in italics indicate the base number of FP17s or Patient Questionnaire responses are less than 100. N/A is shown where the base number of responses is less than 10 during the period. % is calculated as Quantity/Base number*100

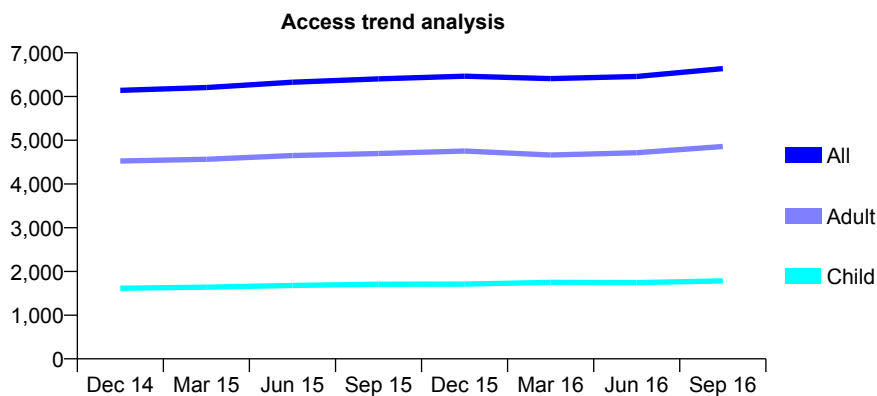
Q63 - Vital Signs At a Glance Contract Report for 122300/0001 - September 2016

Name or company name	Splendent Care Ltd
Contract type name	GDS Contract
Purpose of contract	General
Contract start date	01/04/2007
Contract end date	

16/17 Contracted general activity (UDA)	22,149
Carry forward general activity (UDA)	0
16/17 Contracted orthodontic activity (UOA)	0
Carry forward orthodontic activity (UOA)	0
Baseline contract value	£649,260.53

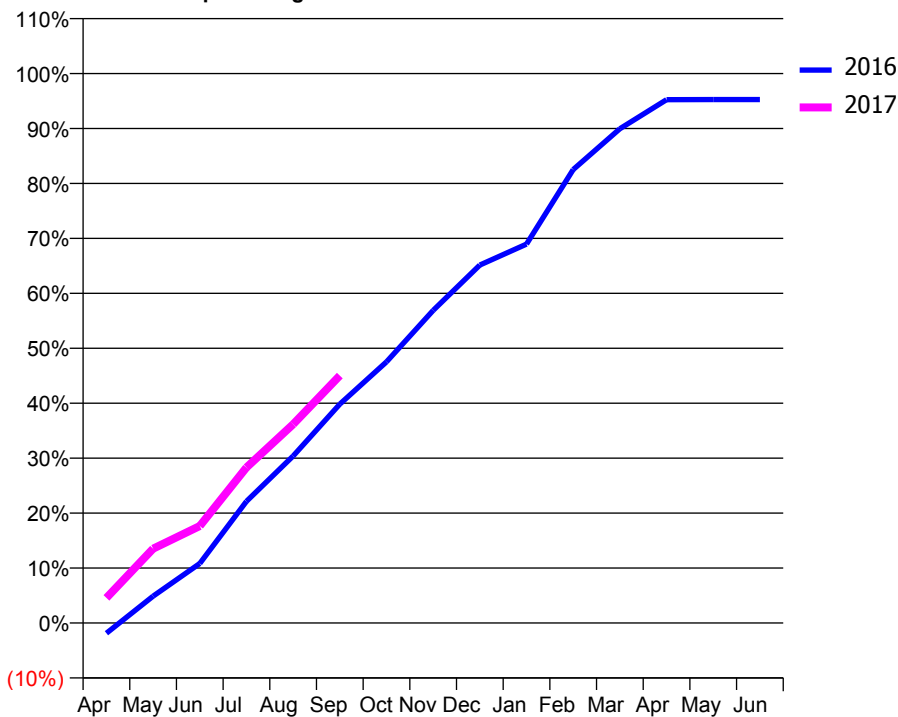
ACCESS*

Patients seen in 24 months	Total	Change since previous quarter
Quarter ending September 2015	6,404	
Quarter ending December 2015	6,466	→
Quarter ending March 2016	6,411	→
Quarter ending June 2016	6,459	→
Quarter ending September 2016	6,640	↑
Variance since September 2015	3.7%	↑



ACTIVITY

Cumulative percentage of contracted UDA delivered 2016 & 2017



Month	Adjusted Scheduled Activity (UDA)	
	2016	2017
April	-416	1,013
May	1,081	2,999
June	2,400	3,912
July	4,903	6,270
August	6,730	8,012
September	8,823	9,975
October	10,528	
November	12,601	
December	14,427	
January	15,271	
February	18,275	
March	19,919	
April	21,096	
May	21,099	
June	21,099	

QUALITY

	Quantity	Base Number	Contract	AT	Region	England
% of FP17s for the same patient ID Re-attending within 3 months - Children	68	988	6.9%	10.4%	11.8%	12.4%
% of FP17s for the same patient ID Re-attending within 3 months - Adults	398	2,608	15.3%	15.9%	17.1%	16.7%
% of FP17s for the same patient ID Re-attending between 3 & 9 months - Children	406	988	41.1%	47.1%	45.8%	57.4%
% of FP17s for the same patient ID Re-attending between 3 & 9 months - Adults	814	2,608	31.2%	37.7%	37.6%	50.5%
% of FP17s for Band 1 Urgent Courses	463	3,172	14.6%	10.1%	10.6%	9.1%
% of FP17s Relating to Free Repair or Replacements	15	3,172	0.5%	0.6%	0.6%	0.8%
% of FP17s Relating to Continuations	18	3,172	0.6%	1.1%	0.9%	1.3%
% of Patients satisfied with the dentistry they have received	1	2	N/A	90.5%	90.2%	93.2%
% of Patients satisfied with the time they had to wait for an appointment	2	2	N/A	85.8%	83.8%	89.0%

* This is based on patients treated on this contract for their most recent course of treatment. Figures in italics indicate the base number of FP17s or Patient Questionnaire responses are less than 100. N/A is shown where the base number of responses is less than 10 during the period. % is calculated as Quantity/Base number*100

Q63 - Vital Signs At a Glance Contract Report for 122300/0003 - September 2016

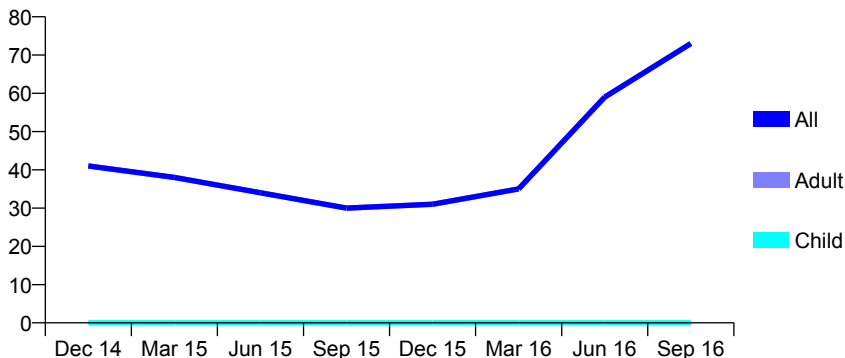
Name or company name	Splendent Care Ltd
Contract type name	PDS Contract
Purpose of contract	General
Contract start date	01/10/2009
Contract end date	31/03/2017

16/17 Contracted general activity (UDA)	327
Carry forward general activity (UDA)	0
16/17 Contracted orthodontic activity (UOA)	0
Carry forward orthodontic activity (UOA)	0
Baseline contract value	£63,126.72

ACCESS*

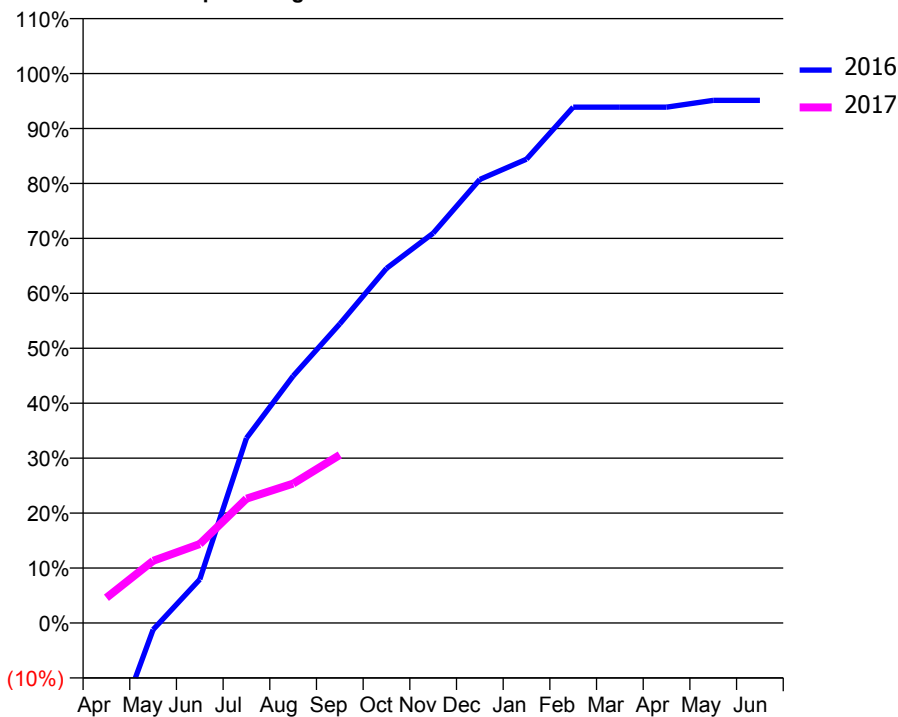
Patients seen in 24 months	Total	Change since previous quarter
Quarter ending September 2015	30	
Quarter ending December 2015	31	↑
Quarter ending March 2016	35	↑
Quarter ending June 2016	59	↑
Quarter ending September 2016	73	↑
Variance since September 2015	143.3%	↑

Access trend analysis



ACTIVITY

Cumulative percentage of contracted UDA delivered 2016 & 2017



Month	Adjusted Scheduled Activity (UDA)	
	2016	2017
April	-80	15
May	-4	37
June	26	47
July	110	74
August	147	83
September	178	100
October	211	
November	232	
December	264	
January	276	
February	307	
March	307	
April	307	
May	311	
June	311	

QUALITY

	Quantity	Base Number	Contract	AT	Region	England
% of FP17s for the same patient ID Re-attending within 3 months - Children	0	0	N/A	10.4%	11.8%	12.4%
% of FP17s for the same patient ID Re-attending within 3 months - Adults	0	50	0.0%	15.9%	17.1%	16.7%
% of FP17s for the same patient ID Re-attending between 3 & 9 months - Children	0	0	N/A	47.1%	45.8%	57.4%
% of FP17s for the same patient ID Re-attending between 3 & 9 months - Adults	1	50	2.0%	37.7%	37.6%	50.5%
% of FP17s for Band 1 Urgent Courses	0	46	0.0%	10.1%	10.6%	9.1%
% of FP17s Relating to Free Repair or Replacements	0	46	0.0%	0.6%	0.6%	0.8%
% of FP17s Relating to Continuations	0	46	0.0%	1.1%	0.9%	1.3%
% of Patients satisfied with the dentistry they have received	0	0	N/A	90.5%	90.2%	93.2%
% of Patients satisfied with the time they had to wait for an appointment	0	0	N/A	85.8%	83.8%	89.0%

* This is based on patients treated on this contract for their most recent course of treatment. Figures in italics indicate the base number of FP17s or Patient Questionnaire responses are less than 100. N/A is shown where the base number of responses is less than 10 during the period. % is calculated as Quantity/Base number*100

Q63 - Vital Signs At a Glance Contract Report for 122300/0004 - September 2016

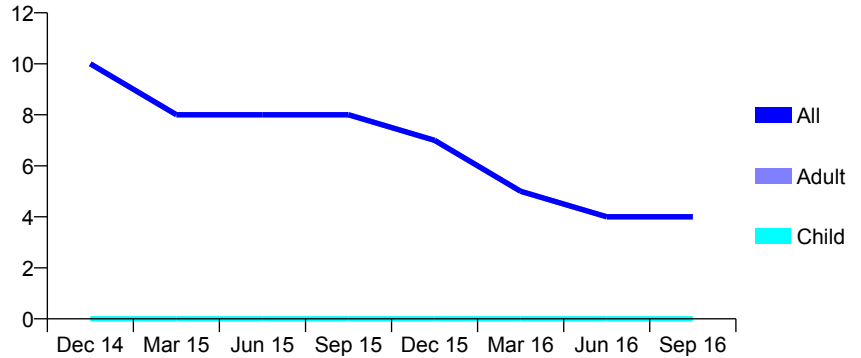
Name or company name	Splendent Care Ltd
Contract type name	PDS Contract
Purpose of contract	General
Contract start date	01/04/2010
Contract end date	31/03/2017

16/17 Contracted general activity (UDA)	90
Carry forward general activity (UDA)	0
16/17 Contracted orthodontic activity (UOA)	0
Carry forward orthodontic activity (UOA)	0
Baseline contract value	£4,665.33

ACCESS*

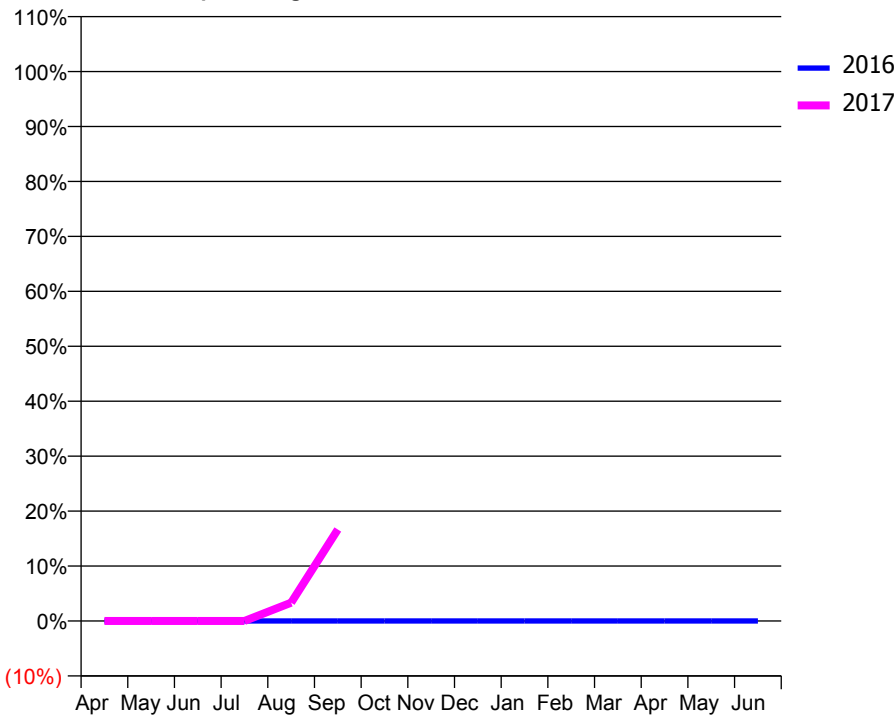
Patients seen in 24 months	Total	Change since previous quarter
Quarter ending September 2015	8	
Quarter ending December 2015	7	↓
Quarter ending March 2016	5	↓
Quarter ending June 2016	4	↓
Quarter ending September 2016	4	→
Variance since September 2015	(50.0%)	↓

Access trend analysis



ACTIVITY

Cumulative percentage of contracted UDA delivered 2016 & 2017



Month	Adjusted Scheduled Activity (UDA)	
	2016	2017
April	0	0
May	0	0
June	0	0
July	0	0
August	0	3
September	0	15
October	0	
November	0	
December	0	
January	0	
February	0	
March	0	
April	0	
May	0	
June	0	

QUALITY

	Quantity	Base Number	Contract	AT	Region	England
% of FP17s for the same patient ID Re-attending within 3 months - Children	0	0	N/A	10.4%	11.8%	12.4%
% of FP17s for the same patient ID Re-attending within 3 months - Adults	0	2	0.0%	15.9%	17.1%	16.7%
% of FP17s for the same patient ID Re-attending between 3 & 9 months - Children	0	0	N/A	47.1%	45.8%	57.4%
% of FP17s for the same patient ID Re-attending between 3 & 9 months - Adults	0	2	0.0%	37.7%	37.6%	50.5%
% of FP17s for Band 1 Urgent Courses	0	2	0.0%	10.1%	10.6%	9.1%
% of FP17s Relating to Free Repair or Replacements	0	2	0.0%	0.6%	0.6%	0.8%
% of FP17s Relating to Continuations	0	2	0.0%	1.1%	0.9%	1.3%
% of Patients satisfied with the dentistry they have received	0	0	N/A	90.5%	90.2%	93.2%
% of Patients satisfied with the time they had to wait for an appointment	0	0	N/A	85.8%	83.8%	89.0%

* This is based on patients treated on this contract for their most recent course of treatment. Figures in italics indicate the base number of FP17s or Patient Questionnaire responses are less than 100. N/A is shown where the base number of responses is less than 10 during the period. % is calculated as Quantity/Base number*100

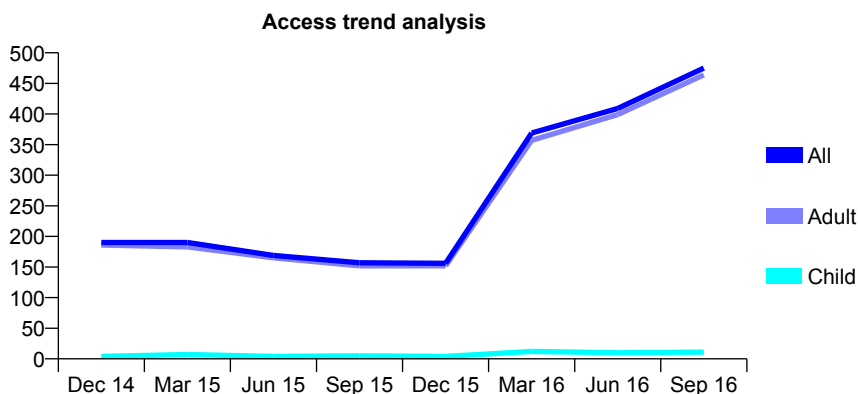
Q63 - Vital Signs At a Glance Contract Report for 122300/0005 - September 2016

Name or company name	Splendent Care Ltd
Contract type name	PDS Contract
Purpose of contract	General
Contract start date	01/09/2010
Contract end date	31/03/2017

16/17 Contracted general activity (UDA)	2,000
Carry forward general activity (UDA)	0
16/17 Contracted orthodontic activity (UOA)	0
Carry forward orthodontic activity (UOA)	0
Baseline contract value	£96,269.00

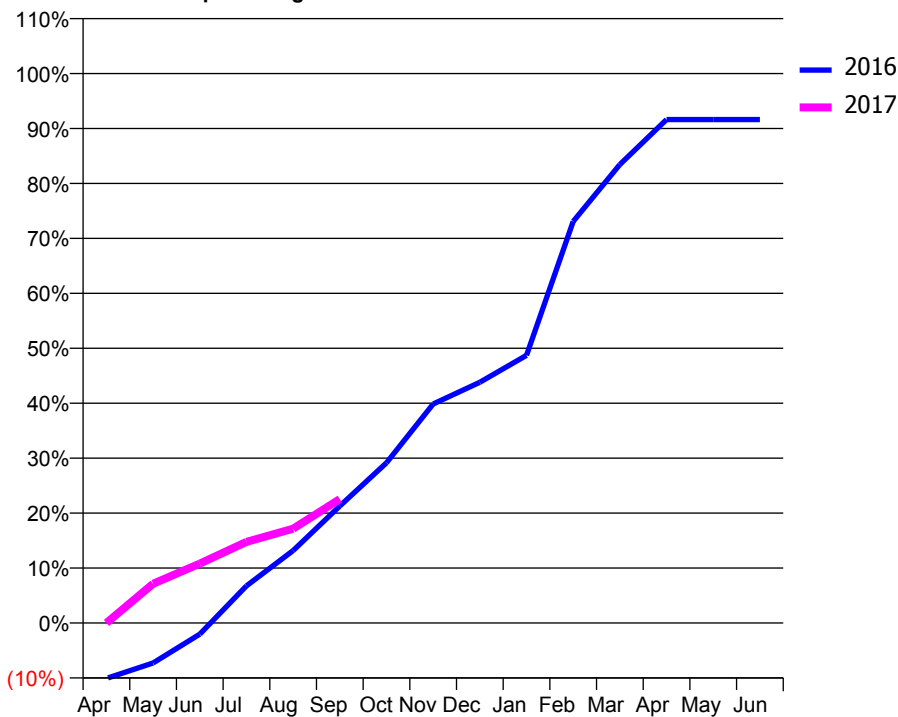
ACCESS*

Patients seen in 24 months	Total	Change since previous quarter
Quarter ending September 2015	157	
Quarter ending December 2015	156	→
Quarter ending March 2016	369	↑
Quarter ending June 2016	409	↑
Quarter ending September 2016	475	↑
Variance since September 2015	202.5%	↑



ACTIVITY

Cumulative percentage of contracted UDA delivered 2016 & 2017



QUALITY

	Quantity	Base Number	Contract	AT	Region	England
% of FP17s for the same patient ID Re-attending within 3 months - Children	0	5	0.0%	10.4%	11.8%	12.4%
% of FP17s for the same patient ID Re-attending within 3 months - Adults	3	218	1.4%	15.9%	17.1%	16.7%
% of FP17s for the same patient ID Re-attending between 3 & 9 months - Children	0	5	0.0%	47.1%	45.8%	57.4%
% of FP17s for the same patient ID Re-attending between 3 & 9 months - Adults	2	218	0.9%	37.7%	37.6%	50.5%
% of FP17s for Band 1 Urgent Courses	1	161	0.6%	10.1%	10.6%	9.1%
% of FP17s Relating to Free Repair or Replacements	0	161	0.0%	0.6%	0.6%	0.8%
% of FP17s Relating to Continuations	0	161	0.0%	1.1%	0.9%	1.3%
% of Patients satisfied with the dentistry they have received	0	0	N/A	90.5%	90.2%	93.2%
% of Patients satisfied with the time they had to wait for an appointment	0	0	N/A	85.8%	83.8%	89.0%

* This is based on patients treated on this contract for their most recent course of treatment. Figures in italics indicate the base number of FP17s or Patient Questionnaire responses are less than 100. N/A is shown where the base number of responses is less than 10 during the period. % is calculated as Quantity/Base number*100

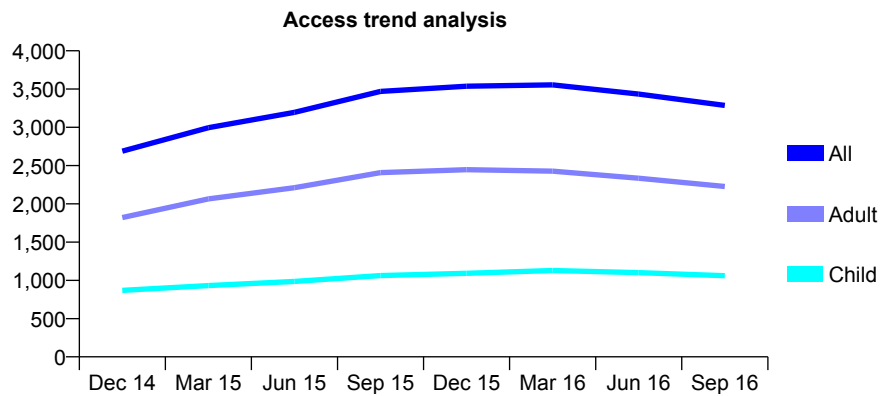
Q63 - Vital Signs At a Glance Contract Report for 122564/0001 - September 2016

Name or company name	Westbury Dental Care
Contract type name	GDS Contract
Purpose of contract	General
Contract start date	01/11/2013
Contract end date	

16/17 Contracted general activity (UDA)	10,000
Carry forward general activity (UDA)	389
16/17 Contracted orthodontic activity (UOA)	0
Carry forward orthodontic activity (UOA)	0
Baseline contract value	£288,923.84

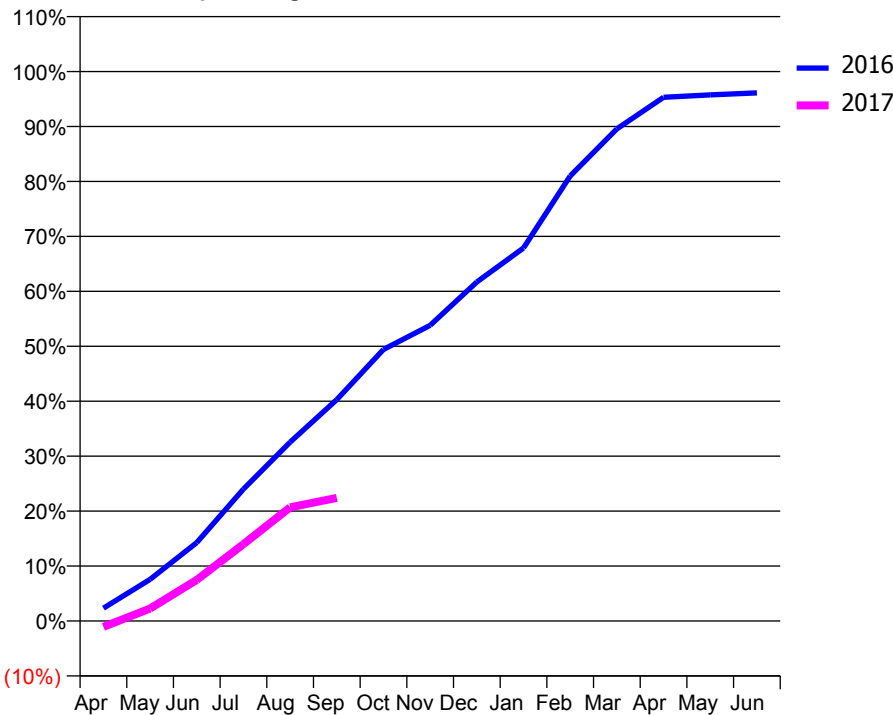
ACCESS*

Patients seen in 24 months	Total	Change since previous quarter
Quarter ending September 2015	3,470	
Quarter ending December 2015	3,538	→
Quarter ending March 2016	3,555	→
Quarter ending June 2016	3,435	↓
Quarter ending September 2016	3,287	↓
Variance since September 2015	(5.3%)	↓



ACTIVITY

Cumulative percentage of contracted UDA delivered 2016 & 2017



Month	Adjusted Scheduled Activity (UDA)	
	2016	2017
April	234	-109
May	758	227
June	1,428	748
July	2,402	1,398
August	3,256	2,070
September	4,028	2,241
October	4,942	
November	5,382	
December	6,170	
January	6,789	
February	8,100	
March	8,956	
April	9,531	
May	9,574	
June	9,611	

QUALITY

	Quantity	Base Number	Contract	AT	Region	England
% of FP17s for the same patient ID Re-attending within 3 months - Children	87	700	12.4%	10.4%	11.8%	12.4%
% of FP17s for the same patient ID Re-attending within 3 months - Adults	173	952	18.2%	15.9%	17.1%	16.7%
% of FP17s for the same patient ID Re-attending between 3 & 9 months - Children	426	700	60.9%	47.1%	45.8%	57.4%
% of FP17s for the same patient ID Re-attending between 3 & 9 months - Adults	360	952	37.8%	37.7%	37.6%	50.5%
% of FP17s for Band 1 Urgent Courses	170	1,393	12.2%	10.1%	10.6%	9.1%
% of FP17s Relating to Free Repair or Replacements	10	1,393	0.7%	0.6%	0.6%	0.8%
% of FP17s Relating to Continuations	10	1,393	0.7%	1.1%	0.9%	1.3%
% of Patients satisfied with the dentistry they have received	2	2	N/A	90.5%	90.2%	93.2%
% of Patients satisfied with the time they had to wait for an appointment	2	2	N/A	85.8%	83.8%	89.0%

* This is based on patients treated on this contract for their most recent course of treatment. Figures in italics indicate the base number of FP17s or Patient Questionnaire responses are less than 100. N/A is shown where the base number of responses is less than 10 during the period. % is calculated as Quantity/Base number*100

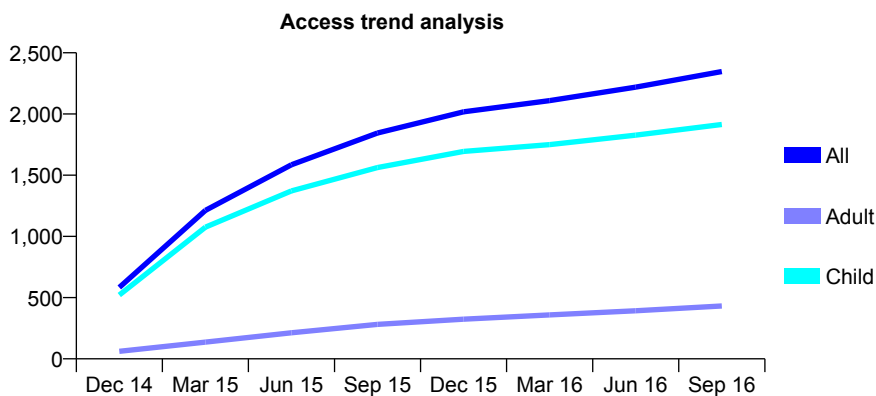
Q63 - Vital Signs At a Glance Contract Report for 123226/0001 - September 2016

Name or company name	Anand Dinker Patel
Contract type name	GDS Contract
Purpose of contract	General
Contract start date	01/09/2014
Contract end date	

16/17 Contracted general activity (UDA)	4,200
Carry forward general activity (UDA)	0
16/17 Contracted orthodontic activity (UOA)	0
Carry forward orthodontic activity (UOA)	0
Baseline contract value	£92,174.22

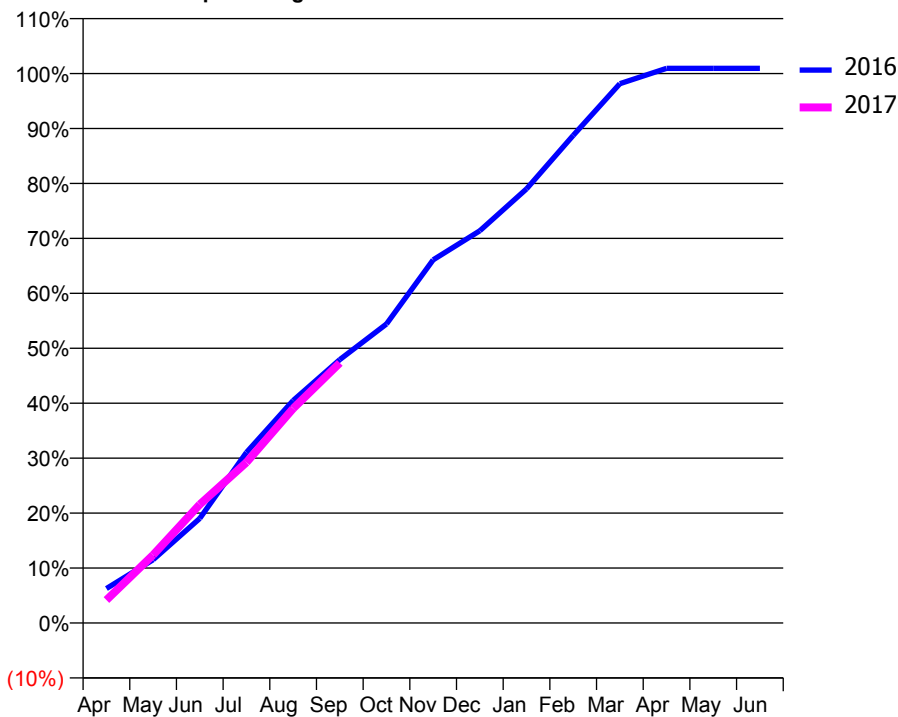
ACCESS*

Patients seen in 24 months	Total	Change since previous quarter
Quarter ending September 2015	1,845	
Quarter ending December 2015	2,018	↑
Quarter ending March 2016	2,109	↑
Quarter ending June 2016	2,220	↑
Quarter ending September 2016	2,347	↑
Variance since September 2015	27.2%	↑



ACTIVITY

Cumulative percentage of contracted UDA delivered 2016 & 2017



Adjusted Scheduled Activity (UDA)

Month	2016	2017
April	263	176
May	483	521
June	799	907
July	1,304	1,228
August	1,701	1,640
September	2,014	1,988
October	2,286	
November	2,775	
December	2,998	
January	3,318	
February	3,727	
March	4,122	
April	4,240	
May	4,240	
June	4,240	

QUALITY

	Quantity	Base Number	Contract	AT	Region	England
% of FP17s for the same patient ID Re-attending within 3 months - Children	77	1,371	5.6%	10.4%	11.8%	12.4%
% of FP17s for the same patient ID Re-attending within 3 months - Adults	12	210	5.7%	15.9%	17.1%	16.7%
% of FP17s for the same patient ID Re-attending between 3 & 9 months - Children	734	1,371	53.5%	47.1%	45.8%	57.4%
% of FP17s for the same patient ID Re-attending between 3 & 9 months - Adults	106	210	50.5%	37.7%	37.6%	50.5%
% of FP17s for Band 1 Urgent Courses	69	1,496	4.6%	10.1%	10.6%	9.1%
% of FP17s Relating to Free Repair or Replacements	0	1,496	0.0%	0.6%	0.6%	0.8%
% of FP17s Relating to Continuations	0	1,496	0.0%	1.1%	0.9%	1.3%
% of Patients satisfied with the dentistry they have received	6	6	N/A	90.5%	90.2%	93.2%
% of Patients satisfied with the time they had to wait for an appointment	6	6	N/A	85.8%	83.8%	89.0%

* This is based on patients treated on this contract for their most recent course of treatment. Figures in italics indicate the base number of FP17s or Patient Questionnaire responses are less than 100. N/A is shown where the base number of responses is less than 10 during the period. % is calculated as Quantity/Base number*100

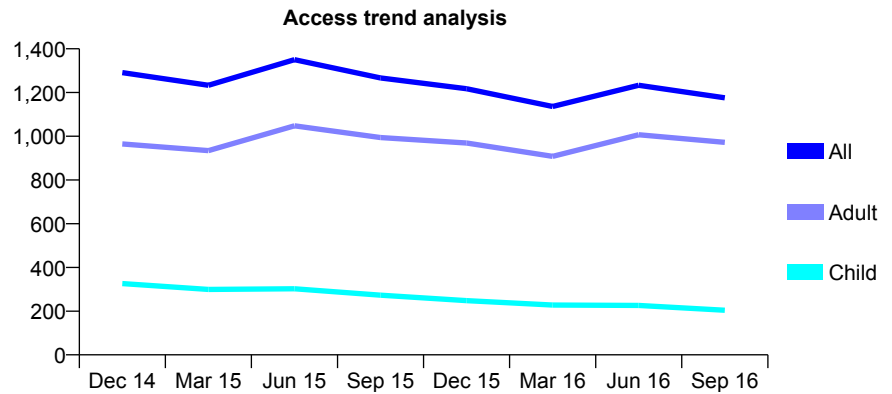
Q63 - Vital Signs At a Glance Contract Report for 124656/0001 - September 2016

Name or company name	Bhageerutty Smiles Ltd
Contract type name	GDS Contract
Purpose of contract	General
Contract start date	01/04/2009
Contract end date	

16/17 Contracted general activity (UDA)	7,265
Carry forward general activity (UDA)	-5
16/17 Contracted orthodontic activity (UOA)	0
Carry forward orthodontic activity (UOA)	0
Baseline contract value	£234,320.86

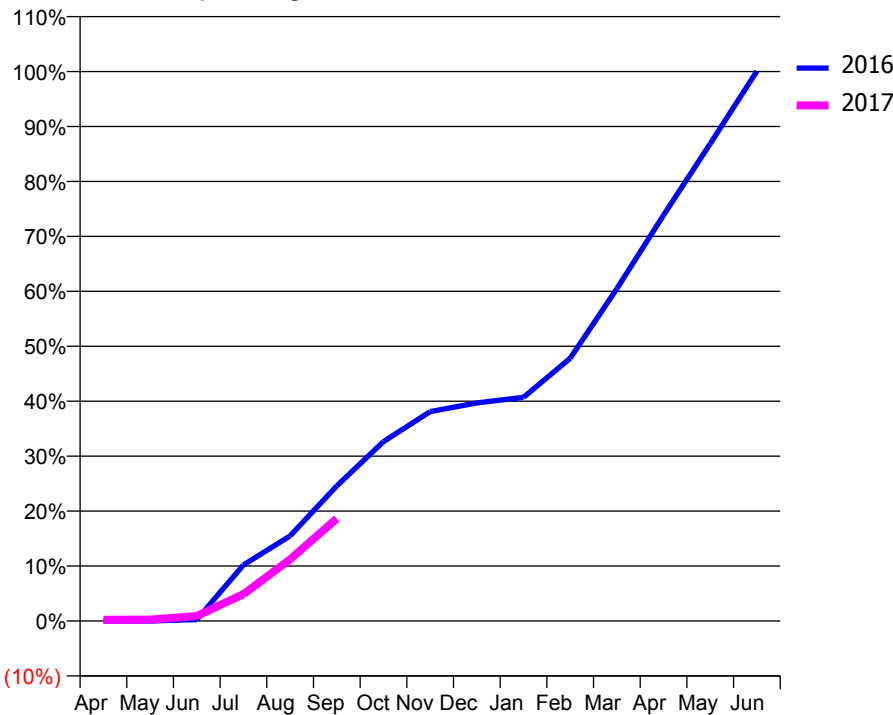
ACCESS*

Patients seen in 24 months	Total	Change since previous quarter
Quarter ending September 2015	1,267	
Quarter ending December 2015	1,217	↓
Quarter ending March 2016	1,136	↓
Quarter ending June 2016	1,233	↑
Quarter ending September 2016	1,176	↓
Variance since September 2015	(7.2%)	↓



ACTIVITY

Cumulative percentage of contracted UDA delivered 2016 & 2017



Month	Adjusted Scheduled Activity (UDA)	
	2016	2017
April	1	17
May	1	18
June	19	66
July	742	354
August	1,125	815
September	1,787	1,355
October	2,372	
November	2,770	
December	2,883	
January	2,957	
February	3,474	
March	4,394	
April	5,366	
May	6,311	
June	7,270	

QUALITY

	Quantity	Base Number	Contract	AT	Region	England
% of FP17s for the same patient ID Re-attending within 3 months - Children	13	80	16.3%	10.4%	11.8%	12.4%
% of FP17s for the same patient ID Re-attending within 3 months - Adults	214	630	34.0%	15.9%	17.1%	16.7%
% of FP17s for the same patient ID Re-attending between 3 & 9 months - Children	15	80	18.8%	47.1%	45.8%	57.4%
% of FP17s for the same patient ID Re-attending between 3 & 9 months - Adults	123	630	19.5%	37.7%	37.6%	50.5%
% of FP17s for Band 1 Urgent Courses	58	278	20.9%	10.1%	10.6%	9.1%
% of FP17s Relating to Free Repair or Replacements	0	278	0.0%	0.6%	0.6%	0.8%
% of FP17s Relating to Continuations	1	278	0.4%	1.1%	0.9%	1.3%
% of Patients satisfied with the dentistry they have received	0	0	N/A	90.5%	90.2%	93.2%
% of Patients satisfied with the time they had to wait for an appointment	0	0	N/A	85.8%	83.8%	89.0%

* This is based on patients treated on this contract for their most recent course of treatment. Figures in italics indicate the base number of FP17s or Patient Questionnaire responses are less than 100. N/A is shown where the base number of responses is less than 10 during the period. % is calculated as Quantity/Base number*100

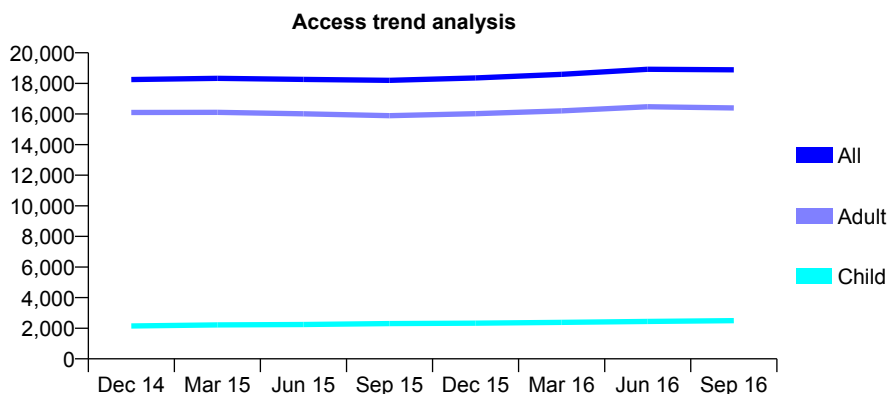
Q63 - Vital Signs At a Glance Contract Report for 124796/0001 - September 2016

Name or company name	Progenics Ltd
Contract type name	GDS Contract
Purpose of contract	General
Contract start date	01/11/2009
Contract end date	

16/17 Contracted general activity (UDA)	41,300
Carry forward general activity (UDA)	-826
16/17 Contracted orthodontic activity (UOA)	0
Carry forward orthodontic activity (UOA)	0
Baseline contract value	£1,192,988.82

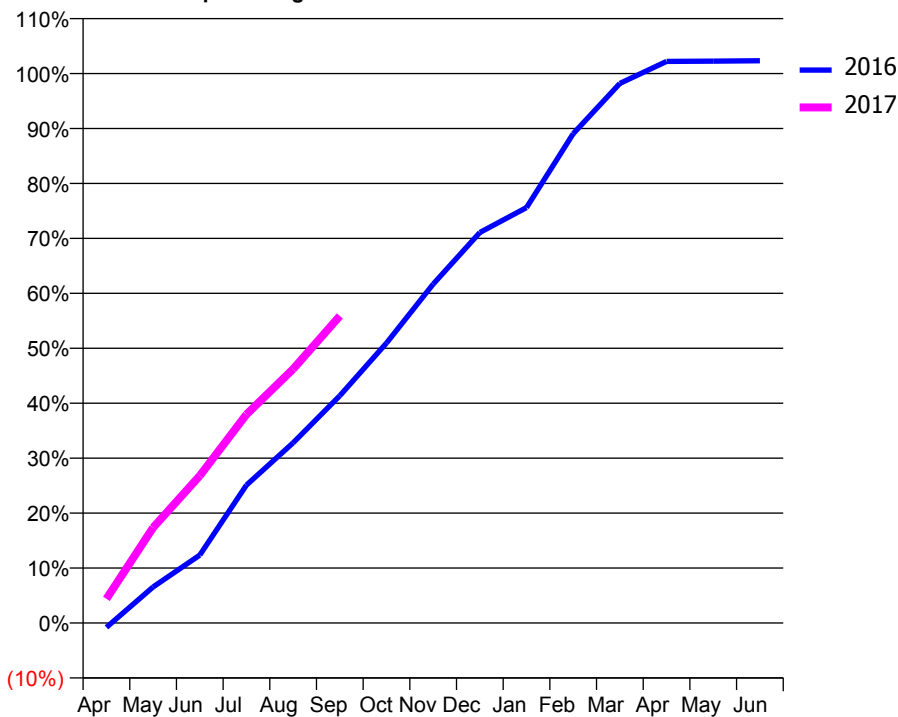
ACCESS*

Patients seen in 24 months	Total	Change since previous quarter
Quarter ending September 2015	18,197	
Quarter ending December 2015	18,354	→
Quarter ending March 2016	18,593	→
Quarter ending June 2016	18,920	→
Quarter ending September 2016	18,893	→
Variance since September 2015	3.8%	↑



ACTIVITY

Cumulative percentage of contracted UDA delivered 2016 & 2017



Month	Adjusted Scheduled Activity (UDA)	
	2016	2017
April	-337	1,817
May	2,713	7,175
June	5,102	11,067
July	10,366	15,679
August	13,541	19,090
September	17,079	23,080
October	21,042	
November	25,471	
December	29,351	
January	31,229	
February	36,776	
March	40,552	
April	42,210	
May	42,227	
June	42,254	

QUALITY

	Quantity	Base Number	Contract	AT	Region	England
% of FP17s for the same patient ID Re-attending within 3 months - Children	61	1,589	3.8%	10.4%	11.8%	12.4%
% of FP17s for the same patient ID Re-attending within 3 months - Adults	633	8,140	7.8%	15.9%	17.1%	16.7%
% of FP17s for the same patient ID Re-attending between 3 & 9 months - Children	703	1,589	44.2%	47.1%	45.8%	57.4%
% of FP17s for the same patient ID Re-attending between 3 & 9 months - Adults	2,686	8,140	33.0%	37.7%	37.6%	50.5%
% of FP17s for Band 1 Urgent Courses	976	9,040	10.8%	10.1%	10.6%	9.1%
% of FP17s Relating to Free Repair or Replacements	42	9,040	0.5%	0.6%	0.6%	0.8%
% of FP17s Relating to Continuations	7	9,040	0.1%	1.1%	0.9%	1.3%
% of Patients satisfied with the dentistry they have received	7	7	N/A	90.5%	90.2%	93.2%
% of Patients satisfied with the time they had to wait for an appointment	7	7	N/A	85.8%	83.8%	89.0%

* This is based on patients treated on this contract for their most recent course of treatment. Figures in italics indicate the base number of FP17s or Patient Questionnaire responses are less than 100. N/A is shown where the base number of responses is less than 10 during the period. % is calculated as Quantity/Base number*100

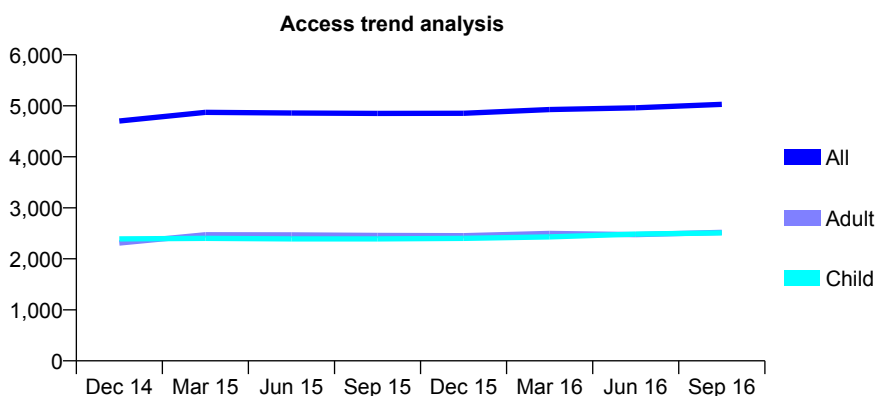
Q63 - Vital Signs At a Glance Contract Report for 124869/0001 - September 2016

Name or company name	M.K. Vasant & Associates
Contract type name	GDS Contract
Purpose of contract	General
Contract start date	01/04/2006
Contract end date	

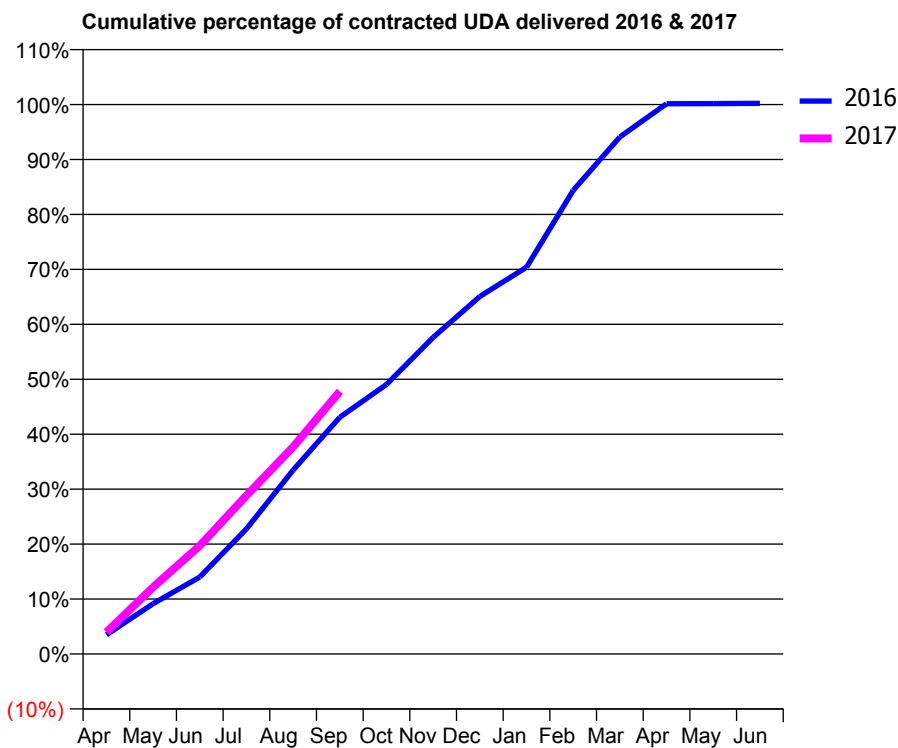
16/17 Contracted general activity (UDA)	12,500
Carry forward general activity (UDA)	0
16/17 Contracted orthodontic activity (UOA)	0
Carry forward orthodontic activity (UOA)	0
Baseline contract value	£307,732.22

ACCESS*

Patients seen in 24 months	Total	Change since previous quarter
Quarter ending September 2015	4,851	
Quarter ending December 2015	4,854	→
Quarter ending March 2016	4,926	→
Quarter ending June 2016	4,960	→
Quarter ending September 2016	5,029	→
Variance since September 2015	3.7%	↑



ACTIVITY



Month	Adjusted Scheduled Activity (UDA)	
	2016	2017
April	438	496
May	1,144	1,522
June	1,751	2,464
July	2,848	3,606
August	4,185	4,713
September	5,384	5,975
October	6,131	
November	7,203	
December	8,134	
January	8,799	
February	10,545	
March	11,761	
April	12,516	
May	12,520	
June	12,526	

QUALITY

	Quantity	Base Number	Contract	AT	Region	England
% of FP17s for the same patient ID Re-attending within 3 months - Children	196	1,968	10.0%	10.4%	11.8%	12.4%
% of FP17s for the same patient ID Re-attending within 3 months - Adults	246	1,428	17.2%	15.9%	17.1%	16.7%
% of FP17s for the same patient ID Re-attending between 3 & 9 months - Children	883	1,968	44.9%	47.1%	45.8%	57.4%
% of FP17s for the same patient ID Re-attending between 3 & 9 months - Adults	497	1,428	34.8%	37.7%	37.6%	50.5%
% of FP17s for Band 1 Urgent Courses	240	2,809	8.5%	10.1%	10.6%	9.1%
% of FP17s Relating to Free Repair or Replacements	1	2,809	0.0%	0.6%	0.6%	0.8%
% of FP17s Relating to Continuations	6	2,809	0.2%	1.1%	0.9%	1.3%
% of Patients satisfied with the dentistry they have received	0	0	N/A	90.5%	90.2%	93.2%
% of Patients satisfied with the time they had to wait for an appointment	0	0	N/A	85.8%	83.8%	89.0%

* This is based on patients treated on this contract for their most recent course of treatment. Figures in italics indicate the base number of FP17s or Patient Questionnaire responses are less than 100. N/A is shown where the base number of responses is less than 10 during the period. % is calculated as Quantity/Base number*100

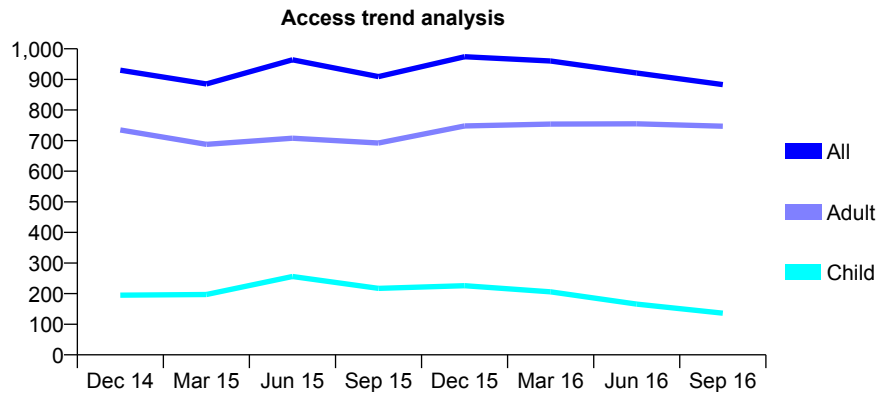
Q63 - Vital Signs At a Glance Contract Report for 124869/0002 - September 2016

Name or company name	M.K. Vasant & Associates
Contract type name	GDS Contract
Purpose of contract	General
Contract start date	01/04/2006
Contract end date	

16/17 Contracted general activity (UDA)	2,831
Carry forward general activity (UDA)	0
16/17 Contracted orthodontic activity (UOA)	0
Carry forward orthodontic activity (UOA)	0
Baseline contract value	£75,770.10

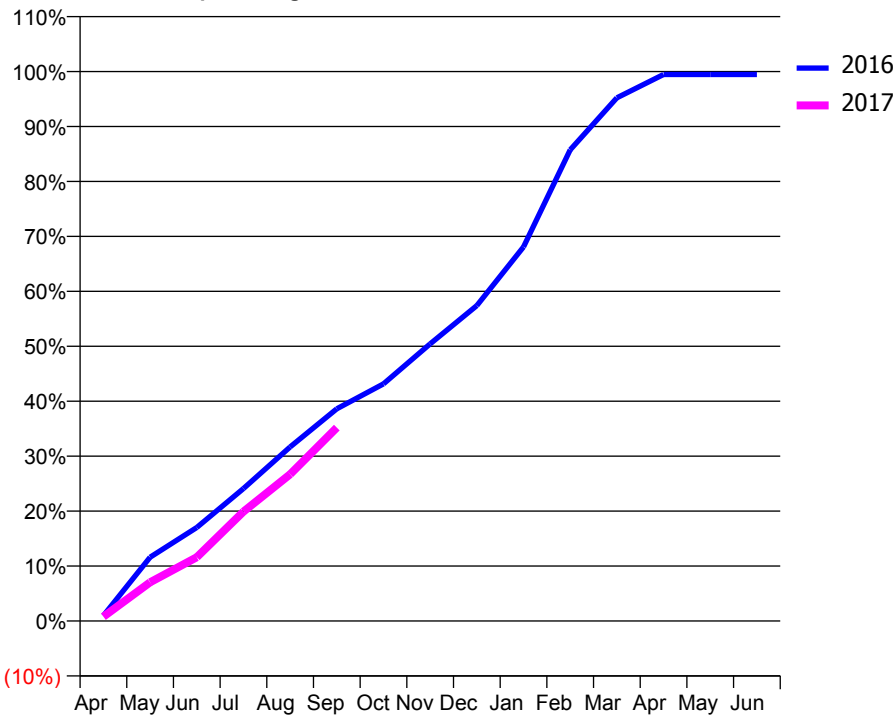
ACCESS*

Patients seen in 24 months	Total	Change since previous quarter
Quarter ending September 2015	909	
Quarter ending December 2015	974	↑
Quarter ending March 2016	960	↓
Quarter ending June 2016	921	↓
Quarter ending September 2016	883	↓
Variance since September 2015	(2.9%)	↓



ACTIVITY

Cumulative percentage of contracted UDA delivered 2016 & 2017



Month	Adjusted Scheduled Activity (UDA)	
	2016	2017
April	28	22
May	329	199
June	482	329
July	682	564
August	897	756
September	1,094	997
October	1,222	
November	1,428	
December	1,625	
January	1,927	
February	2,427	
March	2,695	
April	2,816	
May	2,816	
June	2,816	

QUALITY

	Quantity	Base Number	Contract	AT	Region	England
% of FP17s for the same patient ID Re-attending within 3 months - Children	0	83	0.0%	10.4%	11.8%	12.4%
% of FP17s for the same patient ID Re-attending within 3 months - Adults	20	310	6.5%	15.9%	17.1%	16.7%
% of FP17s for the same patient ID Re-attending between 3 & 9 months - Children	2	83	2.4%	47.1%	45.8%	57.4%
% of FP17s for the same patient ID Re-attending between 3 & 9 months - Adults	65	310	21.0%	37.7%	37.6%	50.5%
% of FP17s for Band 1 Urgent Courses	34	360	9.4%	10.1%	10.6%	9.1%
% of FP17s Relating to Free Repair or Replacements	5	360	1.4%	0.6%	0.6%	0.8%
% of FP17s Relating to Continuations	6	360	1.7%	1.1%	0.9%	1.3%
% of Patients satisfied with the dentistry they have received	0	0	N/A	90.5%	90.2%	93.2%
% of Patients satisfied with the time they had to wait for an appointment	0	0	N/A	85.8%	83.8%	89.0%

* This is based on patients treated on this contract for their most recent course of treatment. Figures in italics indicate the base number of FP17s or Patient Questionnaire responses are less than 100. N/A is shown where the base number of responses is less than 10 during the period. % is calculated as Quantity/Base number*100

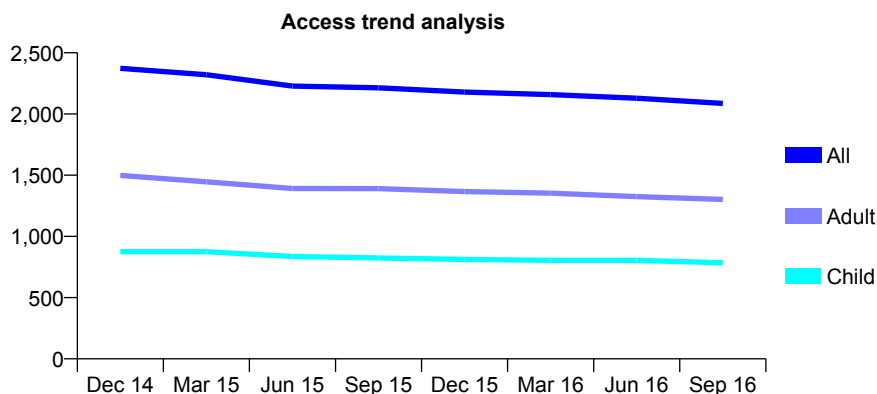
Q63 - Vital Signs At a Glance Contract Report for 124966/0001 - September 2016

Name or company name	Malden Dental Care
Contract type name	GDS Contract
Purpose of contract	General
Contract start date	01/06/2010
Contract end date	

16/17 Contracted general activity (UDA)	5,300
Carry forward general activity (UDA)	0
16/17 Contracted orthodontic activity (UOA)	0
Carry forward orthodontic activity (UOA)	0
Baseline contract value	£146,891.68

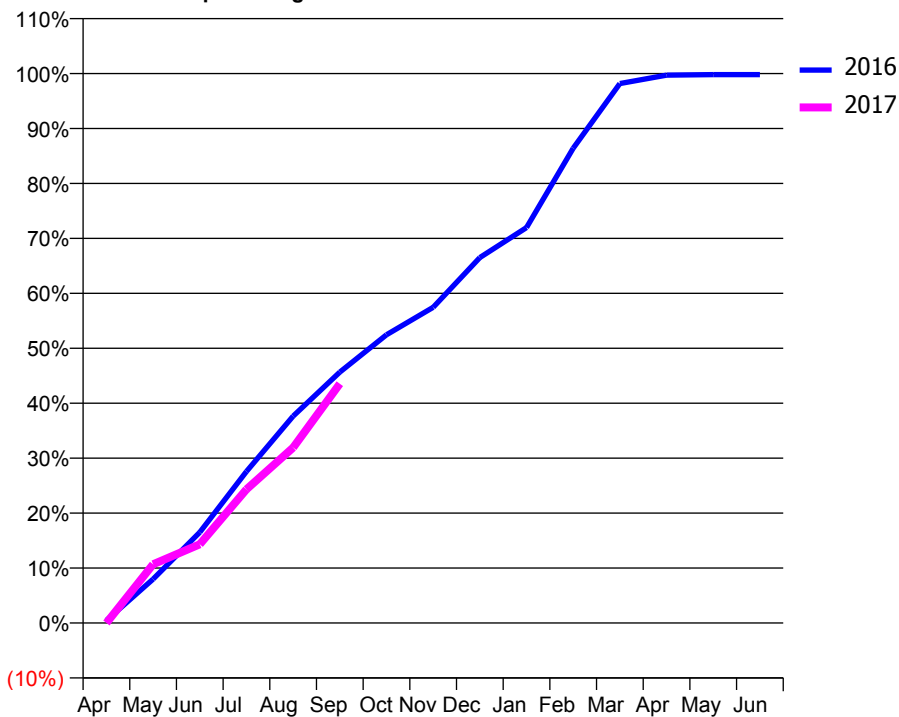
ACCESS*

Patients seen in 24 months	Total	Change since previous quarter
Quarter ending September 2015	2,214	
Quarter ending December 2015	2,179	↓
Quarter ending March 2016	2,158	→
Quarter ending June 2016	2,129	↓
Quarter ending September 2016	2,087	↓
Variance since September 2015	(5.7%)	↓



ACTIVITY

Cumulative percentage of contracted UDA delivered 2016 & 2017



Adjusted Scheduled Activity (UDA)

Month	2016	2017
April	20	0
May	343	567
June	710	760
July	1,186	1,289
August	1,619	1,692
September	1,964	2,307
October	2,255	
November	2,470	
December	2,859	
January	3,094	
February	3,716	
March	4,222	
April	4,287	
May	4,292	
June	4,292	

QUALITY

	Quantity	Base Number	Contract	AT	Region	England
% of FP17s for the same patient ID Re-attending within 3 months - Children	30	510	5.9%	10.4%	11.8%	12.4%
% of FP17s for the same patient ID Re-attending within 3 months - Adults	89	722	12.3%	15.9%	17.1%	16.7%
% of FP17s for the same patient ID Re-attending between 3 & 9 months - Children	173	510	33.9%	47.1%	45.8%	57.4%
% of FP17s for the same patient ID Re-attending between 3 & 9 months - Adults	263	722	36.4%	37.7%	37.6%	50.5%
% of FP17s for Band 1 Urgent Courses	122	1,206	10.1%	10.1%	10.6%	9.1%
% of FP17s Relating to Free Repair or Replacements	6	1,206	0.5%	0.6%	0.6%	0.8%
% of FP17s Relating to Continuations	2	1,206	0.2%	1.1%	0.9%	1.3%
% of Patients satisfied with the dentistry they have received	1	1	N/A	90.5%	90.2%	93.2%
% of Patients satisfied with the time they had to wait for an appointment	1	1	N/A	85.8%	83.8%	89.0%

* This is based on patients treated on this contract for their most recent course of treatment. Figures in italics indicate the base number of FP17s or Patient Questionnaire responses are less than 100. N/A is shown where the base number of responses is less than 10 during the period. % is calculated as Quantity/Base number*100

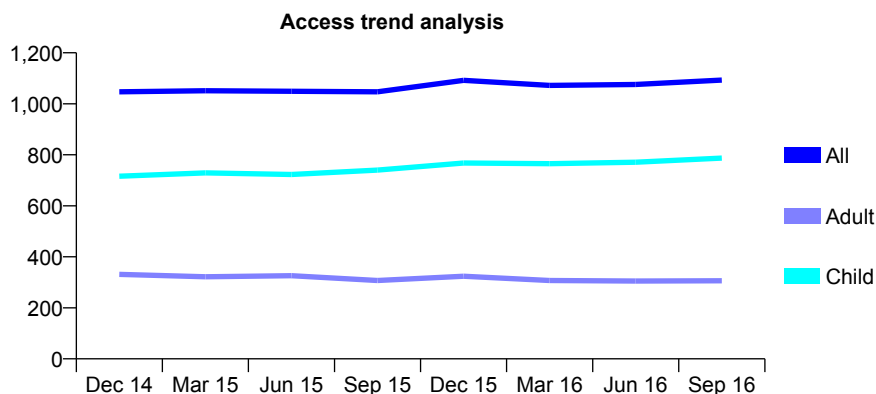
Q63 - Vital Signs At a Glance Contract Report for 125180/0001 - September 2016

Name or company name	Haynes Dental Ltd
Contract type name	GDS Contract
Purpose of contract	General
Contract start date	01/04/2012
Contract end date	

16/17 Contracted general activity (UDA)	2,430
Carry forward general activity (UDA)	-21
16/17 Contracted orthodontic activity (UOA)	0
Carry forward orthodontic activity (UOA)	0
Baseline contract value	£57,517.42

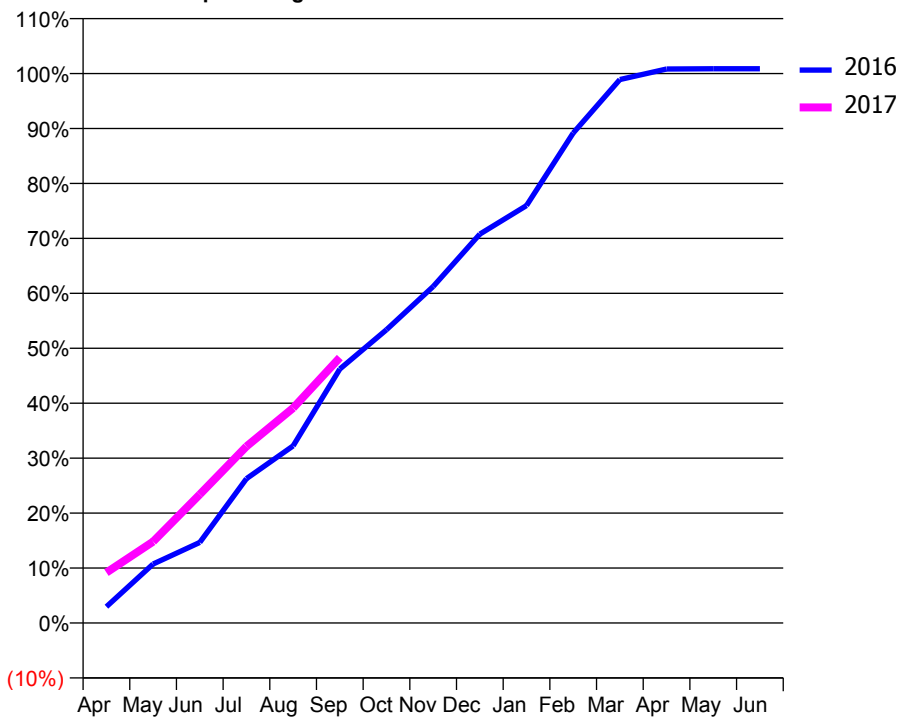
ACCESS*

Patients seen in 24 months	Total	Change since previous quarter
Quarter ending September 2015	1,047	
Quarter ending December 2015	1,092	↑
Quarter ending March 2016	1,072	↓
Quarter ending June 2016	1,076	→
Quarter ending September 2016	1,093	→
Variance since September 2015	4.4%	↑



ACTIVITY

Cumulative percentage of contracted UDA delivered 2016 & 2017



Month	Adjusted Scheduled Activity (UDA)	
	2016	2017
April	72	223
May	261	360
June	356	569
July	639	781
August	784	951
September	1,123	1,174
October	1,297	
November	1,488	
December	1,720	
January	1,846	
February	2,167	
March	2,403	
April	2,450	
May	2,451	
June	2,451	

QUALITY

	Quantity	Base Number	Contract	AT	Region	England
% of FP17s for the same patient ID Re-attending within 3 months - Children	35	530	6.6%	10.4%	11.8%	12.4%
% of FP17s for the same patient ID Re-attending within 3 months - Adults	27	142	19.0%	15.9%	17.1%	16.7%
% of FP17s for the same patient ID Re-attending between 3 & 9 months - Children	255	530	48.1%	47.1%	45.8%	57.4%
% of FP17s for the same patient ID Re-attending between 3 & 9 months - Adults	59	142	41.5%	37.7%	37.6%	50.5%
% of FP17s for Band 1 Urgent Courses	0	636	0.0%	10.1%	10.6%	9.1%
% of FP17s Relating to Free Repair or Replacements	0	636	0.0%	0.6%	0.6%	0.8%
% of FP17s Relating to Continuations	13	636	2.0%	1.1%	0.9%	1.3%
% of Patients satisfied with the dentistry they have received	1	2	N/A	90.5%	90.2%	93.2%
% of Patients satisfied with the time they had to wait for an appointment	2	2	N/A	85.8%	83.8%	89.0%

* This is based on patients treated on this contract for their most recent course of treatment. Figures in italics indicate the base number of FP17s or Patient Questionnaire responses are less than 100. N/A is shown where the base number of responses is less than 10 during the period. % is calculated as Quantity/Base number*100

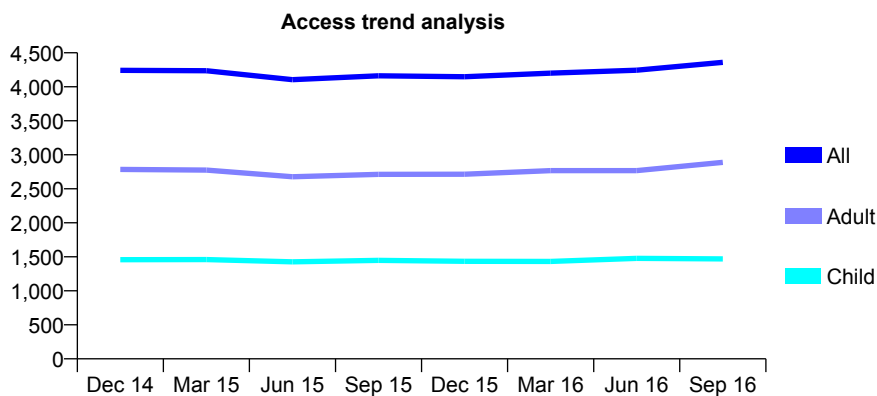
Q63 - Vital Signs At a Glance Contract Report for 125482/0001 - September 2016

Name or company name	Linden Lodge Dental Practice
Contract type name	GDS Contract
Purpose of contract	General
Contract start date	01/04/2010
Contract end date	

16/17 Contracted general activity (UDA)	13,278
Carry forward general activity (UDA)	0
16/17 Contracted orthodontic activity (UOA)	0
Carry forward orthodontic activity (UOA)	0
Baseline contract value	£362,866.34

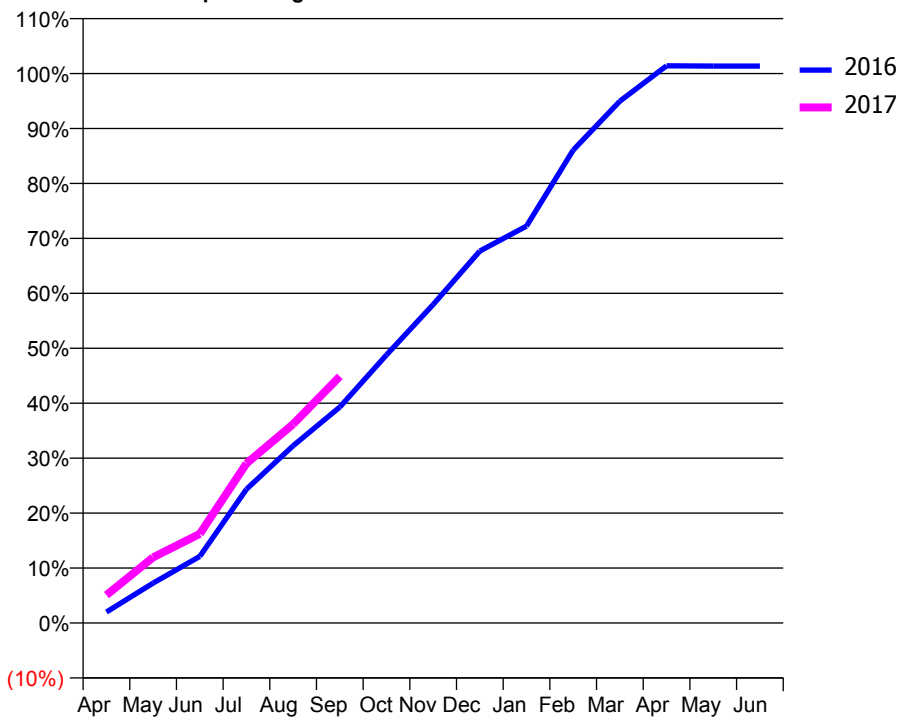
ACCESS*

Patients seen in 24 months	Total	Change since previous quarter
Quarter ending September 2015	4,161	
Quarter ending December 2015	4,148	→
Quarter ending March 2016	4,200	→
Quarter ending June 2016	4,245	→
Quarter ending September 2016	4,360	↑
Variance since September 2015	4.8%	↑



ACTIVITY

Cumulative percentage of contracted UDA delivered 2016 & 2017



Month	Adjusted Scheduled Activity (UDA)	
	2016	2017
April	266	676
May	965	1,587
June	1,609	2,154
July	3,235	3,856
August	4,284	4,806
September	5,219	5,960
October	6,478	
November	7,697	
December	8,988	
January	9,591	
February	11,428	
March	12,611	
April	13,465	
May	13,457	
June	13,457	

QUALITY

	Quantity	Base Number	Contract	AT	Region	England
% of FP17s for the same patient ID Re-attending within 3 months - Children	54	740	7.3%	10.4%	11.8%	12.4%
% of FP17s for the same patient ID Re-attending within 3 months - Adults	136	1,352	10.1%	15.9%	17.1%	16.7%
% of FP17s for the same patient ID Re-attending between 3 & 9 months - Children	283	740	38.2%	47.1%	45.8%	57.4%
% of FP17s for the same patient ID Re-attending between 3 & 9 months - Adults	427	1,352	31.6%	37.7%	37.6%	50.5%
% of FP17s for Band 1 Urgent Courses	112	1,852	6.0%	10.1%	10.6%	9.1%
% of FP17s Relating to Free Repair or Replacements	7	1,852	0.4%	0.6%	0.6%	0.8%
% of FP17s Relating to Continuations	2	1,852	0.1%	1.1%	0.9%	1.3%
% of Patients satisfied with the dentistry they have received	2	2	N/A	90.5%	90.2%	93.2%
% of Patients satisfied with the time they had to wait for an appointment	2	2	N/A	85.8%	83.8%	89.0%

* This is based on patients treated on this contract for their most recent course of treatment. Figures in italics indicate the base number of FP17s or Patient Questionnaire responses are less than 100. N/A is shown where the base number of responses is less than 10 during the period. % is calculated as Quantity/Base number*100

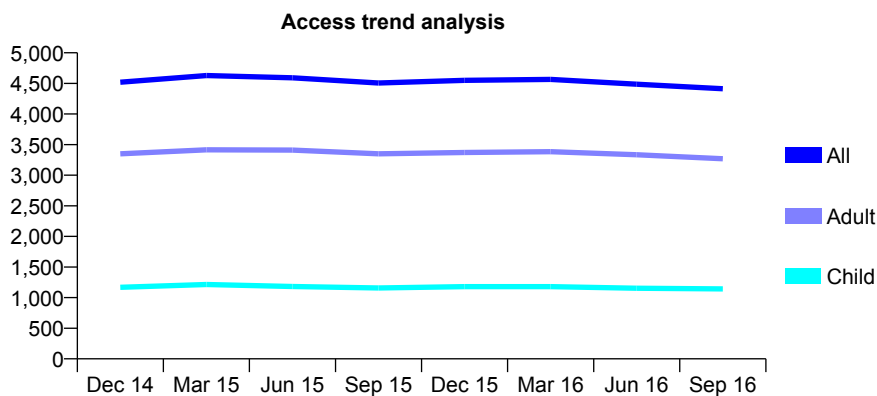
Q63 - Vital Signs At a Glance Contract Report for 125660/0001 - September 2016

Name or company name	Crook Log Dental Liimited
Contract type name	GDS Contract
Purpose of contract	General
Contract start date	01/04/2011
Contract end date	

16/17 Contracted general activity (UDA)	11,462
Carry forward general activity (UDA)	0
16/17 Contracted orthodontic activity (UOA)	0
Carry forward orthodontic activity (UOA)	0
Baseline contract value	£321,435.52

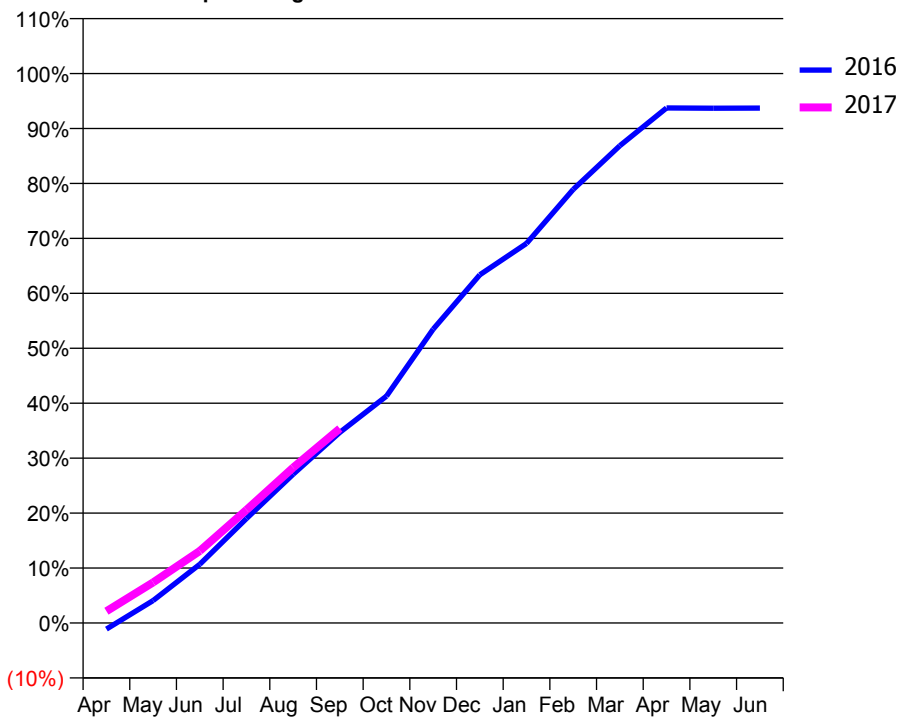
ACCESS*

Patients seen in 24 months	Total	Change since previous quarter
Quarter ending September 2015	4,506	
Quarter ending December 2015	4,551	→
Quarter ending March 2016	4,565	→
Quarter ending June 2016	4,488	↓
Quarter ending September 2016	4,412	↓
Variance since September 2015	(2.1%)	↓



ACTIVITY

Cumulative percentage of contracted UDA delivered 2016 & 2017



Month	Adjusted Scheduled Activity (UDA)	
	2016	2017
April	-130	245
May	468	846
June	1,225	1,504
July	2,180	2,360
August	3,104	3,242
September	3,976	4,056
October	4,732	
November	6,128	
December	7,263	
January	7,916	
February	9,045	
March	9,956	
April	10,743	
May	10,737	
June	10,740	

QUALITY

	Quantity	Base Number	Contract	AT	Region	England
% of FP17s for the same patient ID Re-attending within 3 months - Children	55	830	6.6%	10.4%	11.8%	12.4%
% of FP17s for the same patient ID Re-attending within 3 months - Adults	238	2,217	10.7%	15.9%	17.1%	16.7%
% of FP17s for the same patient ID Re-attending between 3 & 9 months - Children	443	830	53.4%	47.1%	45.8%	57.4%
% of FP17s for the same patient ID Re-attending between 3 & 9 months - Adults	1,300	2,217	58.6%	37.7%	37.6%	50.5%
% of FP17s for Band 1 Urgent Courses	152	2,171	7.0%	10.1%	10.6%	9.1%
% of FP17s Relating to Free Repair or Replacements	11	2,171	0.5%	0.6%	0.6%	0.8%
% of FP17s Relating to Continuations	5	2,171	0.2%	1.1%	0.9%	1.3%
% of Patients satisfied with the dentistry they have received	8	8	N/A	90.5%	90.2%	93.2%
% of Patients satisfied with the time they had to wait for an appointment	8	8	N/A	85.8%	83.8%	89.0%

* This is based on patients treated on this contract for their most recent course of treatment. Figures in italics indicate the base number of FP17s or Patient Questionnaire responses are less than 100. N/A is shown where the base number of responses is less than 10 during the period. % is calculated as Quantity/Base number*100

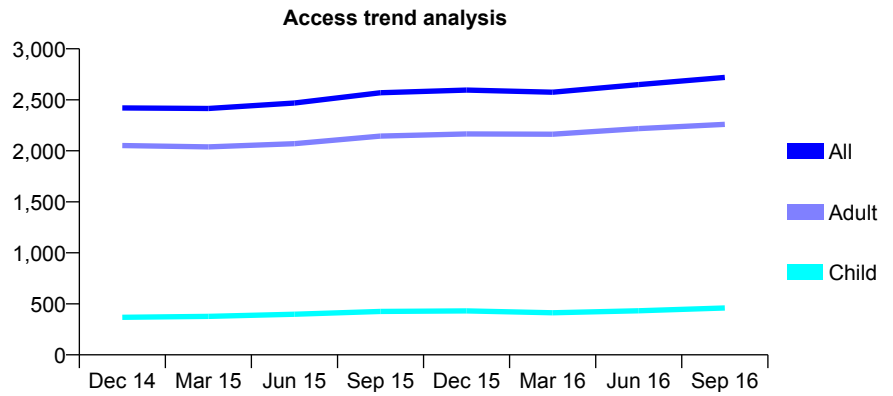
Q63 - Vital Signs At a Glance Contract Report for 125768/0001 - September 2016

Name or company name	Camberdent Ltd
Contract type name	GDS Contract
Purpose of contract	General
Contract start date	02/11/2009
Contract end date	

16/17 Contracted general activity (UDA)	10,300
Carry forward general activity (UDA)	-45
16/17 Contracted orthodontic activity (UOA)	0
Carry forward orthodontic activity (UOA)	0
Baseline contract value	£263,904.50

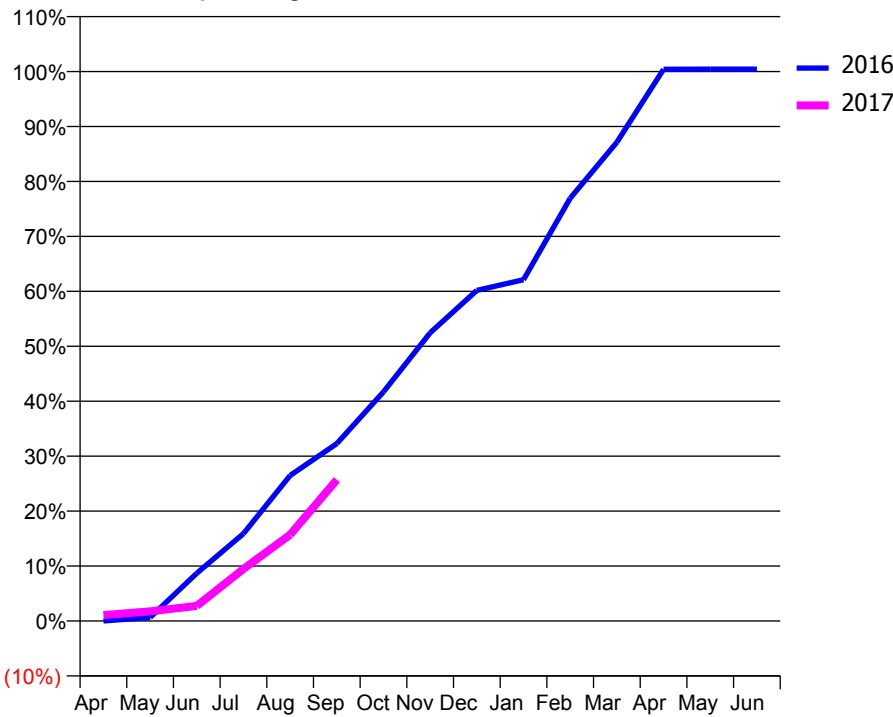
ACCESS*

Patients seen in 24 months	Total	Change since previous quarter
Quarter ending September 2015	2,569	
Quarter ending December 2015	2,596	→
Quarter ending March 2016	2,575	→
Quarter ending June 2016	2,649	↑
Quarter ending September 2016	2,720	↑
Variance since September 2015	5.9%	↑



ACTIVITY

Cumulative percentage of contracted UDA delivered 2016 & 2017



Month	Adjusted Scheduled Activity (UDA)	
	2016	2017
April	0	110
May	65	180
June	896	284
July	1,639	976
August	2,729	1,619
September	3,325	2,649
October	4,296	
November	5,403	
December	6,198	
January	6,397	
February	7,924	
March	8,975	
April	10,342	
May	10,345	
June	10,345	

QUALITY

	Quantity	Base Number	Contract	AT	Region	England
% of FP17s for the same patient ID Re-attending within 3 months - Children	6	191	3.1%	10.4%	11.8%	12.4%
% of FP17s for the same patient ID Re-attending within 3 months - Adults	47	1,002	4.7%	15.9%	17.1%	16.7%
% of FP17s for the same patient ID Re-attending between 3 & 9 months - Children	37	191	19.4%	47.1%	45.8%	57.4%
% of FP17s for the same patient ID Re-attending between 3 & 9 months - Adults	393	1,002	39.2%	37.7%	37.6%	50.5%
% of FP17s for Band 1 Urgent Courses	0	866	0.0%	10.1%	10.6%	9.1%
% of FP17s Relating to Free Repair or Replacements	0	866	0.0%	0.6%	0.6%	0.8%
% of FP17s Relating to Continuations	1	866	0.1%	1.1%	0.9%	1.3%
% of Patients satisfied with the dentistry they have received	1	1	N/A	90.5%	90.2%	93.2%
% of Patients satisfied with the time they had to wait for an appointment	1	1	N/A	85.8%	83.8%	89.0%

* This is based on patients treated on this contract for their most recent course of treatment. Figures in italics indicate the base number of FP17s or Patient Questionnaire responses are less than 100. N/A is shown where the base number of responses is less than 10 during the period. % is calculated as Quantity/Base number*100

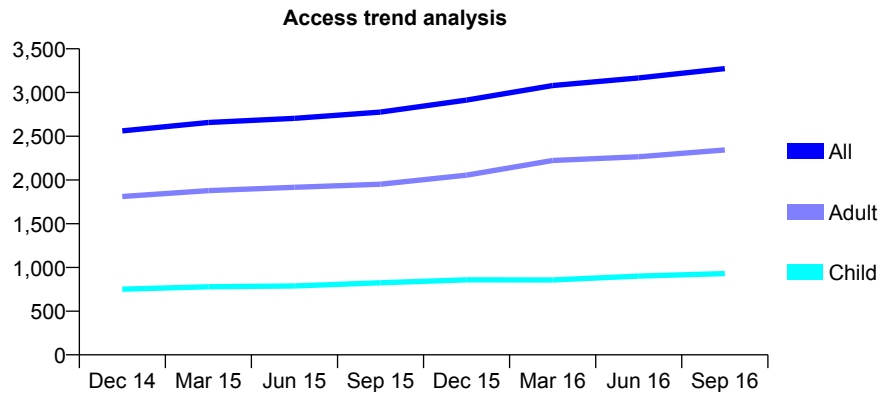
Q63 - Vital Signs At a Glance Contract Report for 125776/0002 - September 2016

Name or company name	Apex Dental Care Ltd
Contract type name	GDS Contract
Purpose of contract	General
Contract start date	01/03/2009
Contract end date	

16/17 Contracted general activity (UDA)	9,665
Carry forward general activity (UDA)	0
16/17 Contracted orthodontic activity (UOA)	0
Carry forward orthodontic activity (UOA)	0
Baseline contract value	£250,635.37

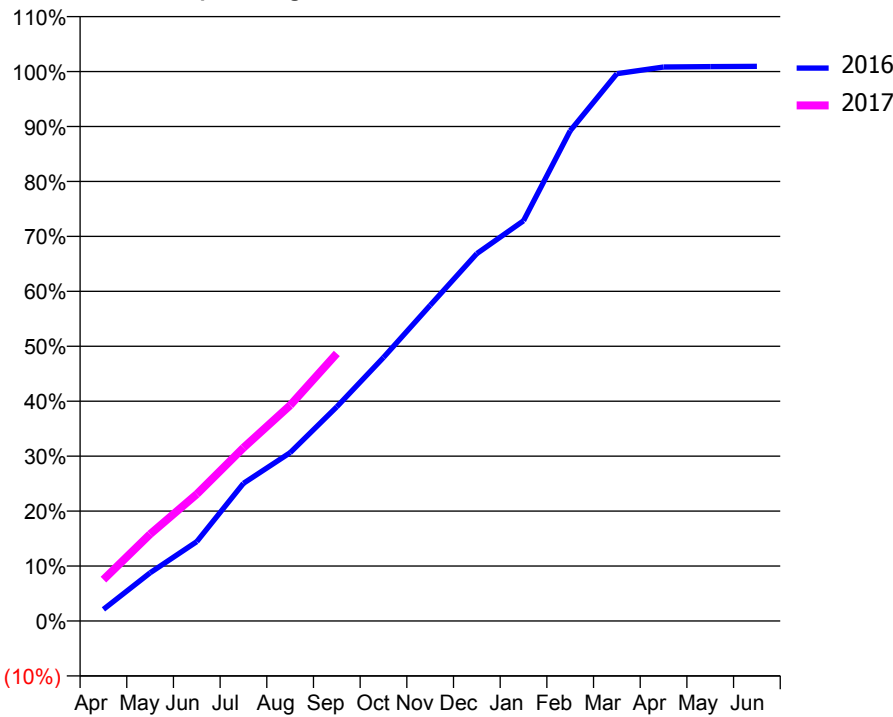
ACCESS*

Patients seen in 24 months	Total	Change since previous quarter
Quarter ending September 2015	2,776	
Quarter ending December 2015	2,913	↑
Quarter ending March 2016	3,080	↑
Quarter ending June 2016	3,167	↑
Quarter ending September 2016	3,274	↑
Variance since September 2015	17.9%	↑



ACTIVITY

Cumulative percentage of contracted UDA delivered 2016 & 2017



Month	Adjusted Scheduled Activity (UDA)	
	2016	2017
April	205	729
May	847	1,529
June	1,397	2,232
July	2,422	3,048
August	2,961	3,793
September	3,768	4,707
October	4,637	
November	5,553	
December	6,462	
January	7,040	
February	8,624	
March	9,627	
April	9,744	
May	9,750	
June	9,755	

QUALITY

	Quantity	Base Number	Contract	AT	Region	England
% of FP17s for the same patient ID Re-attending within 3 months - Children	88	583	15.1%	10.4%	11.8%	12.4%
% of FP17s for the same patient ID Re-attending within 3 months - Adults	339	1,388	24.4%	15.9%	17.1%	16.7%
% of FP17s for the same patient ID Re-attending between 3 & 9 months - Children	201	583	34.5%	47.1%	45.8%	57.4%
% of FP17s for the same patient ID Re-attending between 3 & 9 months - Adults	476	1,388	34.3%	37.7%	37.6%	50.5%
% of FP17s for Band 1 Urgent Courses	375	1,897	19.8%	10.1%	10.6%	9.1%
% of FP17s Relating to Free Repair or Replacements	3	1,897	0.2%	0.6%	0.6%	0.8%
% of FP17s Relating to Continuations	26	1,897	1.4%	1.1%	0.9%	1.3%
% of Patients satisfied with the dentistry they have received	2	4	N/A	90.5%	90.2%	93.2%
% of Patients satisfied with the time they had to wait for an appointment	4	4	N/A	85.8%	83.8%	89.0%

* This is based on patients treated on this contract for their most recent course of treatment. Figures in italics indicate the base number of FP17s or Patient Questionnaire responses are less than 100. N/A is shown where the base number of responses is less than 10 during the period. % is calculated as Quantity/Base number*100

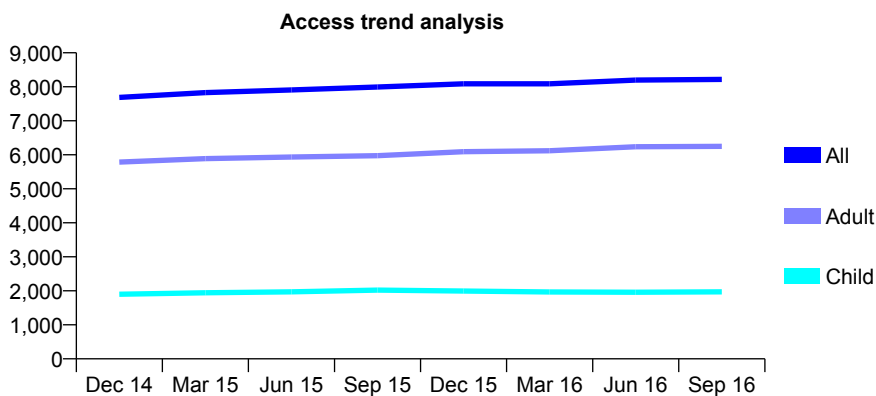
Q63 - Vital Signs At a Glance Contract Report for 126365/0001 - September 2016

Name or company name	Dental Arts Studio - Clapham (Dental Care)
Contract type name	GDS Contract
Purpose of contract	General
Contract start date	11/08/2010
Contract end date	

16/17 Contracted general activity (UDA)	20,103
Carry forward general activity (UDA)	-191
16/17 Contracted orthodontic activity (UOA)	0
Carry forward orthodontic activity (UOA)	0
Baseline contract value	£560,922.98

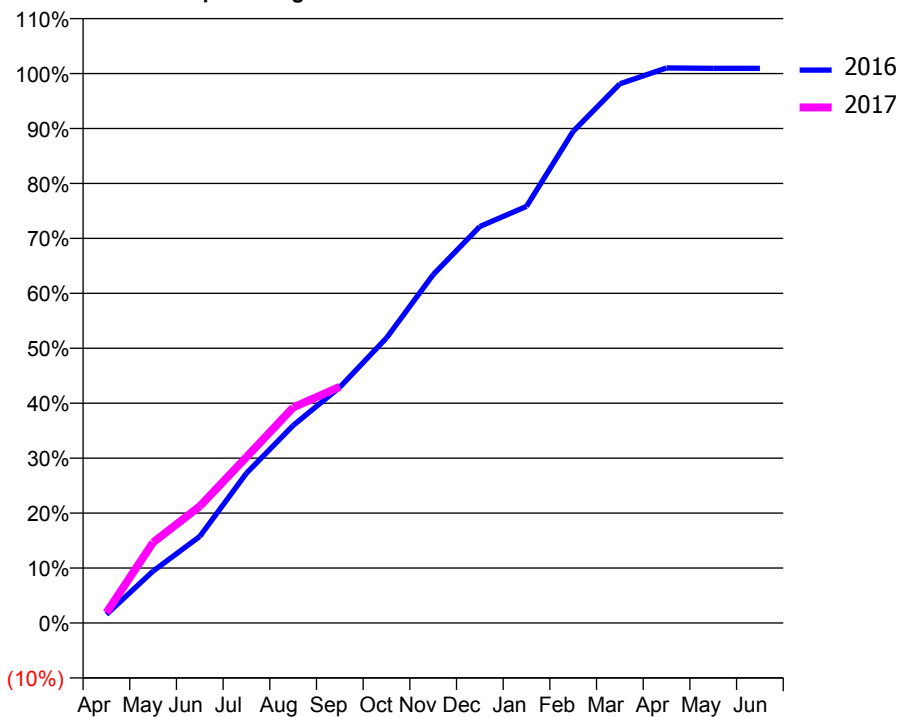
ACCESS*

Patients seen in 24 months	Total	Change since previous quarter
Quarter ending September 2015	7,996	
Quarter ending December 2015	8,087	→
Quarter ending March 2016	8,087	→
Quarter ending June 2016	8,197	→
Quarter ending September 2016	8,219	→
Variance since September 2015	2.8%	↑



ACTIVITY

Cumulative percentage of contracted UDA delivered 2016 & 2017



Month	Adjusted Scheduled Activity (UDA)	
	2016	2017
April	317	378
May	1,898	2,948
June	3,168	4,271
July	5,479	6,071
August	7,229	7,884
September	8,630	8,640
October	10,426	
November	12,747	
December	14,508	
January	15,244	
February	17,991	
March	19,724	
April	20,305	
May	20,294	
June	20,294	

QUALITY

	Quantity	Base Number	Contract	AT	Region	England
% of FP17s for the same patient ID Re-attending within 3 months - Children	54	958	5.6%	10.4%	11.8%	12.4%
% of FP17s for the same patient ID Re-attending within 3 months - Adults	404	2,711	14.9%	15.9%	17.1%	16.7%
% of FP17s for the same patient ID Re-attending between 3 & 9 months - Children	359	958	37.5%	47.1%	45.8%	57.4%
% of FP17s for the same patient ID Re-attending between 3 & 9 months - Adults	682	2,711	25.2%	37.7%	37.6%	50.5%
% of FP17s for Band 1 Urgent Courses	474	3,479	13.6%	10.1%	10.6%	9.1%
% of FP17s Relating to Free Repair or Replacements	6	3,479	0.2%	0.6%	0.6%	0.8%
% of FP17s Relating to Continuations	34	3,479	1.0%	1.1%	0.9%	1.3%
% of Patients satisfied with the dentistry they have received	2	2	N/A	90.5%	90.2%	93.2%
% of Patients satisfied with the time they had to wait for an appointment	1	2	N/A	85.8%	83.8%	89.0%

* This is based on patients treated on this contract for their most recent course of treatment. Figures in italics indicate the base number of FP17s or Patient Questionnaire responses are less than 100. N/A is shown where the base number of responses is less than 10 during the period. % is calculated as Quantity/Base number*100

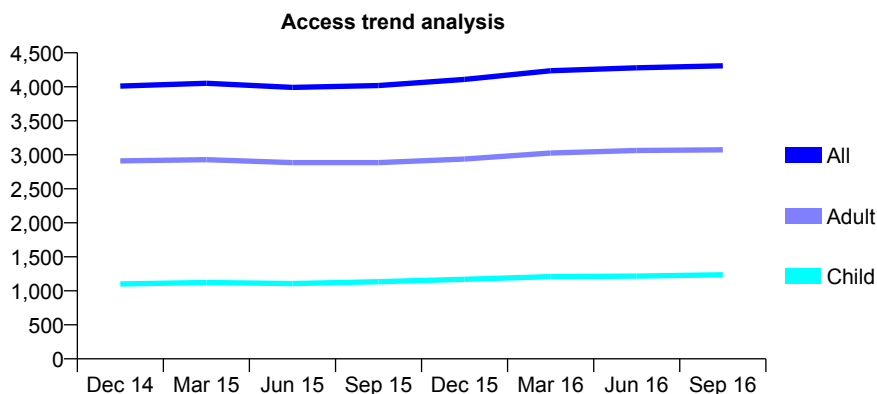
Q63 - Vital Signs At a Glance Contract Report for 126632/0001 - September 2016

Name or company name	Perfect Smile Surgery Limited
Contract type name	GDS Contract
Purpose of contract	General
Contract start date	01/11/2007
Contract end date	

16/17 Contracted general activity (UDA)	12,086
Carry forward general activity (UDA)	483
16/17 Contracted orthodontic activity (UOA)	0
Carry forward orthodontic activity (UOA)	0
Baseline contract value	£309,338.61

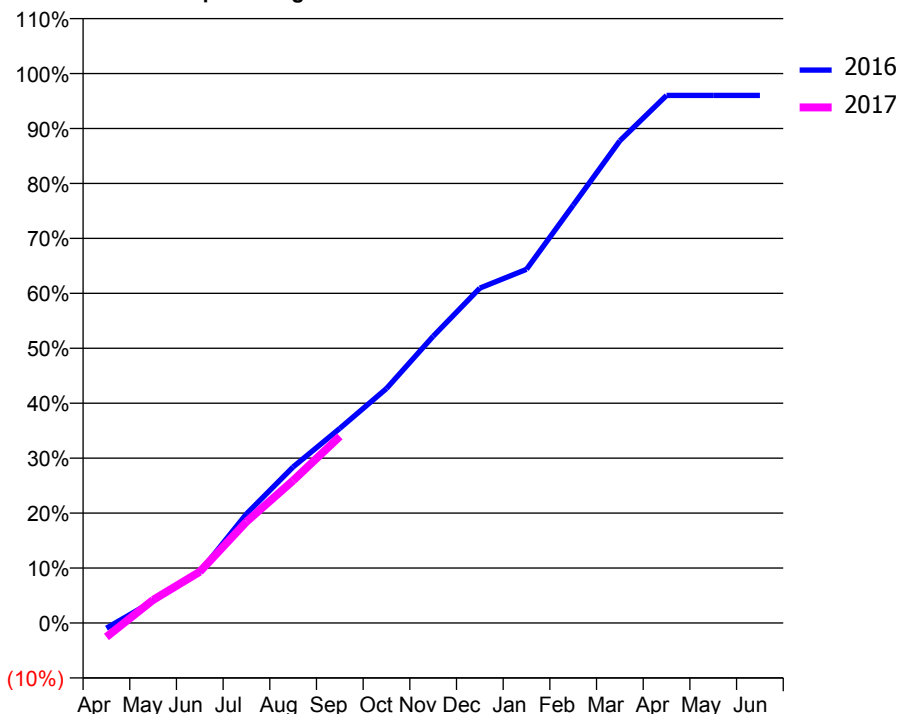
ACCESS*

Patients seen in 24 months	Total	Change since previous quarter
Quarter ending September 2015	4,019	
Quarter ending December 2015	4,108	↑
Quarter ending March 2016	4,236	↑
Quarter ending June 2016	4,279	→
Quarter ending September 2016	4,309	→
Variance since September 2015	7.2%	↑



ACTIVITY

Cumulative percentage of contracted UDA delivered 2016 & 2017



Month	Adjusted Scheduled Activity (UDA)	
	2016	2017
April	-116	-311
May	483	508
June	1,122	1,128
July	2,402	2,228
August	3,434	3,133
September	4,279	4,104
October	5,157	
November	6,308	
December	7,365	
January	7,780	
February	9,191	
March	10,607	
April	11,603	
May	11,603	
June	11,603	

QUALITY

	Quantity	Base Number	Contract	AT	Region	England
% of FP17s for the same patient ID Re-attending within 3 months - Children	89	845	10.5%	10.4%	11.8%	12.4%
% of FP17s for the same patient ID Re-attending within 3 months - Adults	378	1,820	20.8%	15.9%	17.1%	16.7%
% of FP17s for the same patient ID Re-attending between 3 & 9 months - Children	370	845	43.8%	47.1%	45.8%	57.4%
% of FP17s for the same patient ID Re-attending between 3 & 9 months - Adults	679	1,820	37.3%	37.7%	37.6%	50.5%
% of FP17s for Band 1 Urgent Courses	408	2,260	18.1%	10.1%	10.6%	9.1%
% of FP17s Relating to Free Repair or Replacements	0	2,260	0.0%	0.6%	0.6%	0.8%
% of FP17s Relating to Continuations	26	2,260	1.2%	1.1%	0.9%	1.3%
% of Patients satisfied with the dentistry they have received	3	3	N/A	90.5%	90.2%	93.2%
% of Patients satisfied with the time they had to wait for an appointment	2	3	N/A	85.8%	83.8%	89.0%

* This is based on patients treated on this contract for their most recent course of treatment. Figures in italics indicate the base number of FP17s or Patient Questionnaire responses are less than 100. N/A is shown where the base number of responses is less than 10 during the period. % is calculated as Quantity/Base number*100

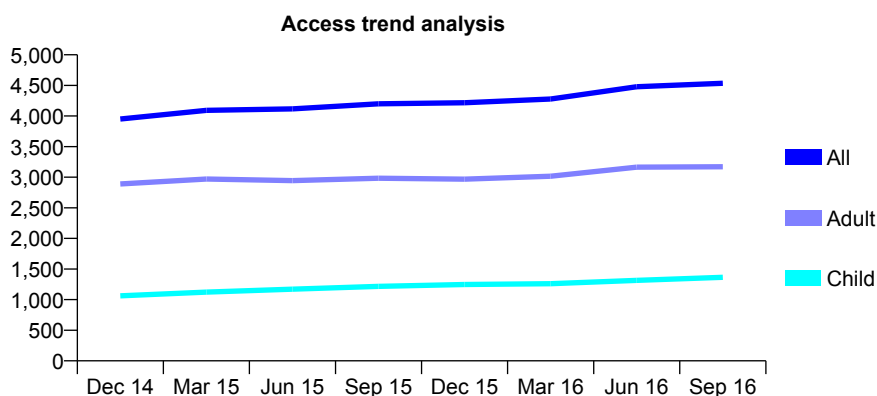
Q63 - Vital Signs At a Glance Contract Report for 126632/0003 - September 2016

Name or company name	Perfect Smile Surgery Limited
Contract type name	GDS Contract
Purpose of contract	General
Contract start date	01/04/2010
Contract end date	

16/17 Contracted general activity (UDA)	8,000
Carry forward general activity (UDA)	258
16/17 Contracted orthodontic activity (UOA)	0
Carry forward orthodontic activity (UOA)	0
Baseline contract value	£186,731.41

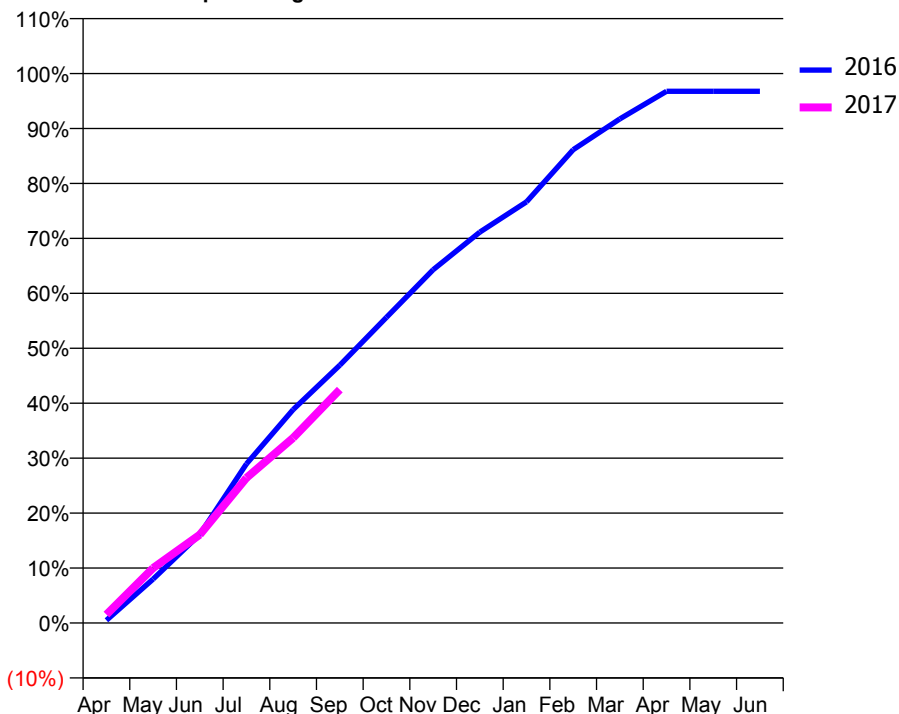
ACCESS*

Patients seen in 24 months	Total	Change since previous quarter
Quarter ending September 2015	4,200	
Quarter ending December 2015	4,217	→
Quarter ending March 2016	4,277	→
Quarter ending June 2016	4,479	↑
Quarter ending September 2016	4,535	→
Variance since September 2015	8.0%	↑



ACTIVITY

Cumulative percentage of contracted UDA delivered 2016 & 2017



Month	Adjusted Scheduled Activity (UDA)	
	2016	2017
April	39	124
May	640	801
June	1,291	1,286
July	2,317	2,113
August	3,108	2,696
September	3,754	3,398
October	4,450	
November	5,144	
December	5,692	
January	6,132	
February	6,892	
March	7,339	
April	7,742	
May	7,742	
June	7,742	

QUALITY

	Quantity	Base Number	Contract	AT	Region	England
% of FP17s for the same patient ID Re-attending within 3 months - Children	53	833	6.4%	10.4%	11.8%	12.4%
% of FP17s for the same patient ID Re-attending within 3 months - Adults	174	1,492	11.7%	15.9%	17.1%	16.7%
% of FP17s for the same patient ID Re-attending between 3 & 9 months - Children	326	833	39.1%	47.1%	45.8%	57.4%
% of FP17s for the same patient ID Re-attending between 3 & 9 months - Adults	413	1,492	27.7%	37.7%	37.6%	50.5%
% of FP17s for Band 1 Urgent Courses	242	2,081	11.6%	10.1%	10.6%	9.1%
% of FP17s Relating to Free Repair or Replacements	4	2,081	0.2%	0.6%	0.6%	0.8%
% of FP17s Relating to Continuations	12	2,081	0.6%	1.1%	0.9%	1.3%
% of Patients satisfied with the dentistry they have received	1	1	N/A	90.5%	90.2%	93.2%
% of Patients satisfied with the time they had to wait for an appointment	1	1	N/A	85.8%	83.8%	89.0%

* This is based on patients treated on this contract for their most recent course of treatment. Figures in italics indicate the base number of FP17s or Patient Questionnaire responses are less than 100. N/A is shown where the base number of responses is less than 10 during the period. % is calculated as Quantity/Base number*100

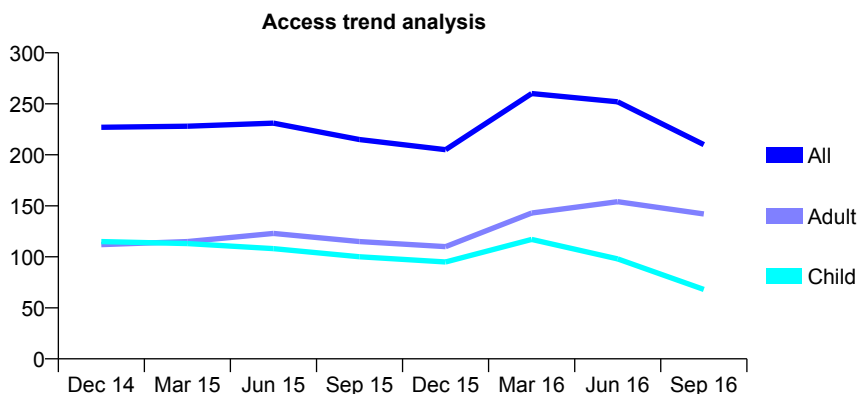
Q63 - Vital Signs At a Glance Contract Report for 129410/0001 - September 2016

Name or company name	Miss N Khoobehi
Contract type name	GDS Contract
Purpose of contract	General
Contract start date	29/06/2012
Contract end date	

16/17 Contracted general activity (UDA)	844
Carry forward general activity (UDA)	-17
16/17 Contracted orthodontic activity (UOA)	0
Carry forward orthodontic activity (UOA)	0
Baseline contract value	£23,539.59

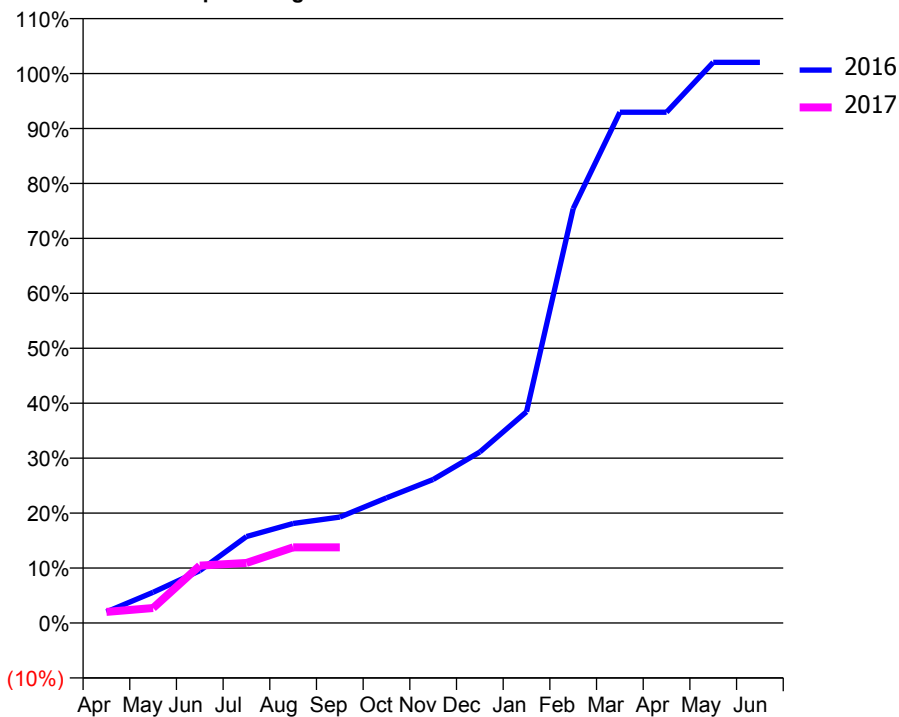
ACCESS*

Patients seen in 24 months	Total	Change since previous quarter
Quarter ending September 2015	215	
Quarter ending December 2015	205	↓
Quarter ending March 2016	260	↑
Quarter ending June 2016	252	↓
Quarter ending September 2016	210	↓
Variance since September 2015	(2.3%)	↓



ACTIVITY

Cumulative percentage of contracted UDA delivered 2016 & 2017



Month	Adjusted Scheduled Activity (UDA)	
	2016	2017
April	17	17
May	47	23
June	80	88
July	133	92
August	153	116
September	163	116
October	192	
November	220	
December	263	
January	325	
February	636	
March	785	
April	785	
May	861	
June	861	

QUALITY

	Quantity	Base Number	Contract	AT	Region	England
% of FP17s for the same patient ID Re-attending within 3 months - Children	0	7	0.0%	10.4%	11.8%	12.4%
% of FP17s for the same patient ID Re-attending within 3 months - Adults	4	47	8.5%	15.9%	17.1%	16.7%
% of FP17s for the same patient ID Re-attending between 3 & 9 months - Children	1	7	14.3%	47.1%	45.8%	57.4%
% of FP17s for the same patient ID Re-attending between 3 & 9 months - Adults	9	47	19.1%	37.7%	37.6%	50.5%
% of FP17s for Band 1 Urgent Courses	1	32	3.1%	10.1%	10.6%	9.1%
% of FP17s Relating to Free Repair or Replacements	0	32	0.0%	0.6%	0.6%	0.8%
% of FP17s Relating to Continuations	0	32	0.0%	1.1%	0.9%	1.3%
% of Patients satisfied with the dentistry they have received	0	0	N/A	90.5%	90.2%	93.2%
% of Patients satisfied with the time they had to wait for an appointment	0	0	N/A	85.8%	83.8%	89.0%

* This is based on patients treated on this contract for their most recent course of treatment. Figures in italics indicate the base number of FP17s or Patient Questionnaire responses are less than 100. N/A is shown where the base number of responses is less than 10 during the period. % is calculated as Quantity/Base number*100

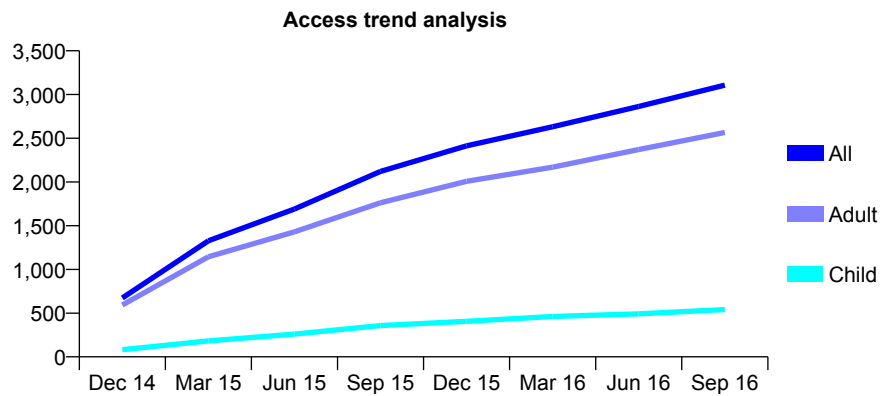
Q63 - Vital Signs At a Glance Contract Report for 129682/0001 - September 2016

Name or company name	Jazz Dental Practice
Contract type name	GDS Contract
Purpose of contract	General
Contract start date	30/05/2014
Contract end date	

16/17 Contracted general activity (UDA)	9,543
Carry forward general activity (UDA)	0
16/17 Contracted orthodontic activity (UOA)	0
Carry forward orthodontic activity (UOA)	0
Baseline contract value	£235,280.89

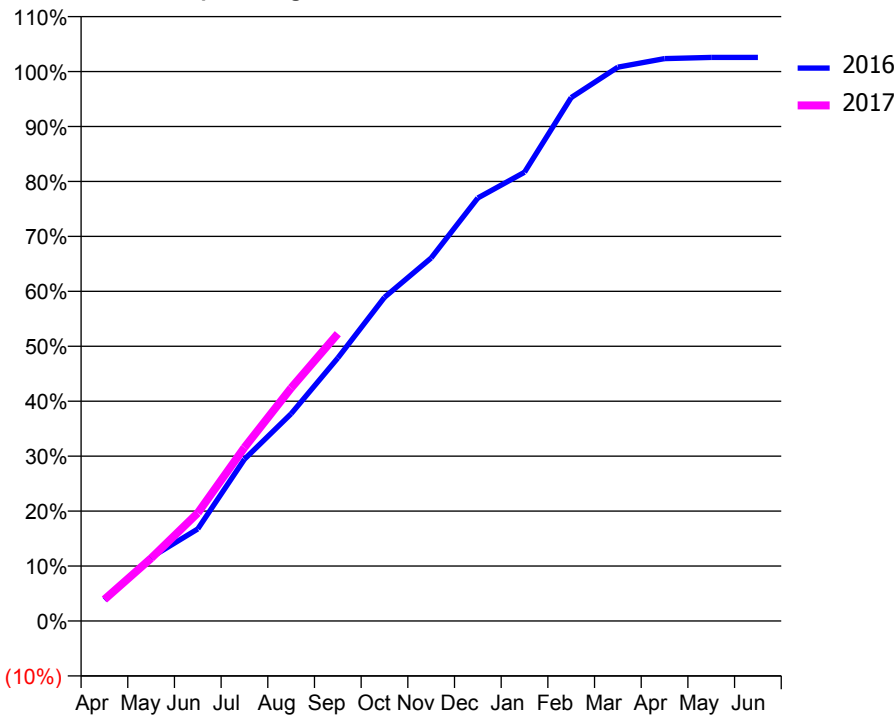
ACCESS*

Patients seen in 24 months	Total	Change since previous quarter
Quarter ending September 2015	2,120	
Quarter ending December 2015	2,413	↑
Quarter ending March 2016	2,631	↑
Quarter ending June 2016	2,863	↑
Quarter ending September 2016	3,107	↑
Variance since September 2015	46.6%	↑



ACTIVITY

Cumulative percentage of contracted UDA delivered 2016 & 2017



Month	Adjusted Scheduled Activity (UDA)	
	2016	2017
April	367	373
May	1,106	1,090
June	1,600	1,876
July	2,811	3,014
August	3,599	4,047
September	4,567	4,989
October	5,621	
November	6,305	
December	7,347	
January	7,795	
February	9,091	
March	9,618	
April	9,768	
May	9,787	
June	9,787	

QUALITY

	Quantity	Base Number	Contract	AT	Region	England
% of FP17s for the same patient ID Re-attending within 3 months - Children	33	357	9.2%	10.4%	11.8%	12.4%
% of FP17s for the same patient ID Re-attending within 3 months - Adults	236	1,439	16.4%	15.9%	17.1%	16.7%
% of FP17s for the same patient ID Re-attending between 3 & 9 months - Children	132	357	37.0%	47.1%	45.8%	57.4%
% of FP17s for the same patient ID Re-attending between 3 & 9 months - Adults	483	1,439	33.6%	37.7%	37.6%	50.5%
% of FP17s for Band 1 Urgent Courses	270	1,730	15.6%	10.1%	10.6%	9.1%
% of FP17s Relating to Free Repair or Replacements	7	1,730	0.4%	0.6%	0.6%	0.8%
% of FP17s Relating to Continuations	30	1,730	1.7%	1.1%	0.9%	1.3%
% of Patients satisfied with the dentistry they have received	5	5	N/A	90.5%	90.2%	93.2%
% of Patients satisfied with the time they had to wait for an appointment	5	5	N/A	85.8%	83.8%	89.0%

* This is based on patients treated on this contract for their most recent course of treatment. Figures in italics indicate the base number of FP17s or Patient Questionnaire responses are less than 100. N/A is shown where the base number of responses is less than 10 during the period. % is calculated as Quantity/Base number*100

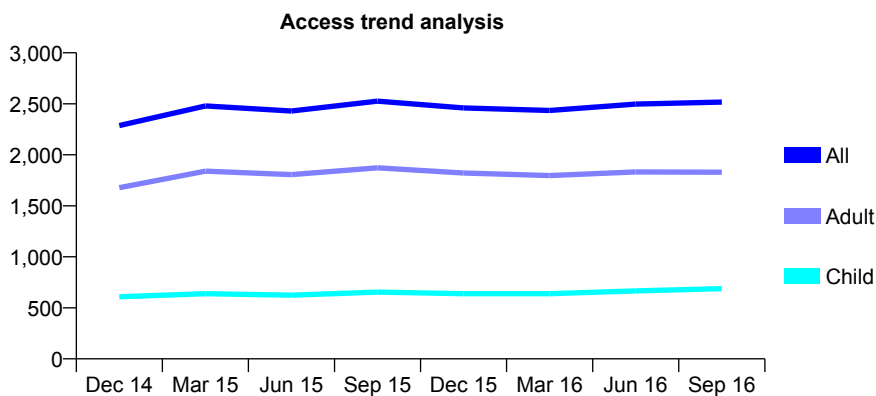
Q63 - Vital Signs At a Glance Contract Report for 130214/0001 - September 2016

Name or company name	Crofton Park Dental Practice Ltd
Contract type name	Pilot Contract
Purpose of contract	General
Contract start date	01/04/2013
Contract end date	

16/17 Contracted general activity (UDA)	10,330
Carry forward general activity (UDA)	0
16/17 Contracted orthodontic activity (UOA)	0
Carry forward orthodontic activity (UOA)	0
Baseline contract value	£260,898.97

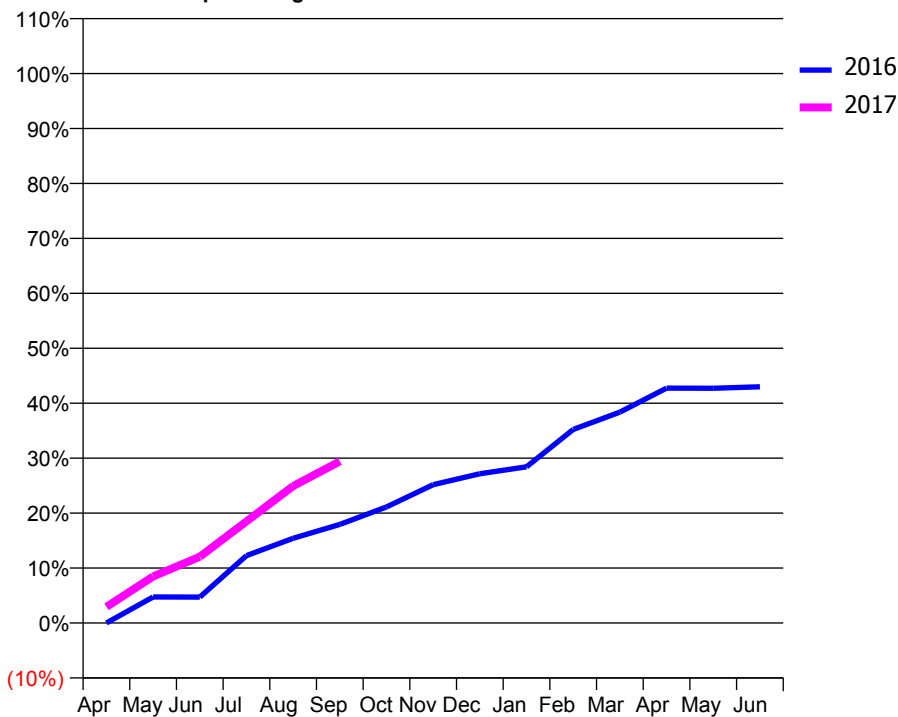
ACCESS*

Patients seen in 24 months	Total	Change since previous quarter
Quarter ending September 2015	2,526	
Quarter ending December 2015	2,460	↓
Quarter ending March 2016	2,435	↓
Quarter ending June 2016	2,498	↑
Quarter ending September 2016	2,517	→
Variance since September 2015	(0.4%)	→



ACTIVITY

Cumulative percentage of contracted UDA delivered 2016 & 2017



Month	Adjusted Scheduled Activity (UDA)	
	2016	2017
April	0	303
May	490	875
June	489	1,246
July	1,267	1,912
August	1,592	2,576
September	1,853	3,038
October	2,182	
November	2,601	
December	2,806	
January	2,936	
February	3,639	
March	3,965	
April	4,415	
May	4,414	
June	4,440	

QUALITY

	Quantity	Base Number	Contract	AT	Region	England
% of FP17s for the same patient ID Re-attending within 3 months - Children	24	459	5.2%	10.4%	11.8%	12.4%
% of FP17s for the same patient ID Re-attending within 3 months - Adults	181	1,155	15.7%	15.9%	17.1%	16.7%
% of FP17s for the same patient ID Re-attending between 3 & 9 months - Children	151	459	32.9%	47.1%	45.8%	57.4%
% of FP17s for the same patient ID Re-attending between 3 & 9 months - Adults	346	1,155	30.0%	37.7%	37.6%	50.5%
% of FP17s for Band 1 Urgent Courses	172	1,338	12.9%	10.1%	10.6%	9.1%
% of FP17s Relating to Free Repair or Replacements	1	1,338	0.1%	0.6%	0.6%	0.8%
% of FP17s Relating to Continuations	3	1,338	0.2%	1.1%	0.9%	1.3%
% of Patients satisfied with the dentistry they have received	0	0	N/A	90.5%	90.2%	93.2%
% of Patients satisfied with the time they had to wait for an appointment	0	0	N/A	85.8%	83.8%	89.0%

* This is based on patients treated on this contract for their most recent course of treatment. Figures in italics indicate the base number of FP17s or Patient Questionnaire responses are less than 100. N/A is shown where the base number of responses is less than 10 during the period. % is calculated as Quantity/Base number*100

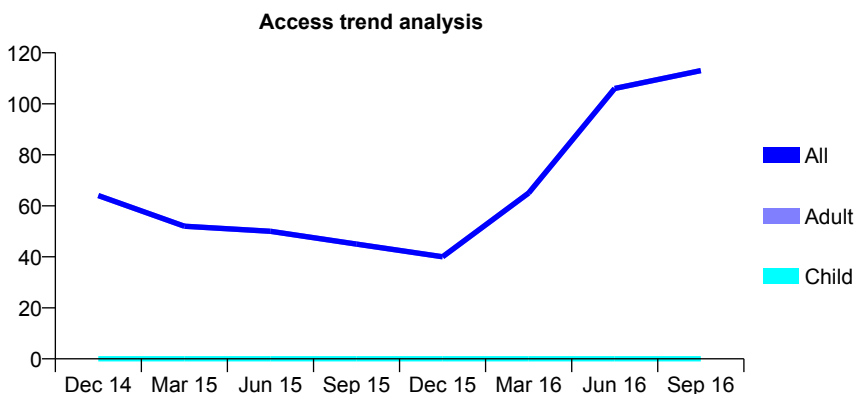
Q63 - Vital Signs At a Glance Contract Report for 130214/0002 - September 2016

Name or company name	Crofton Park Dental Practice Ltd
Contract type name	PDS Contract
Purpose of contract	General
Contract start date	01/04/2013
Contract end date	31/03/2017

16/17 Contracted general activity (UDA)	552
Carry forward general activity (UDA)	0
16/17 Contracted orthodontic activity (UOA)	0
Carry forward orthodontic activity (UOA)	0
Baseline contract value	£98,878.30

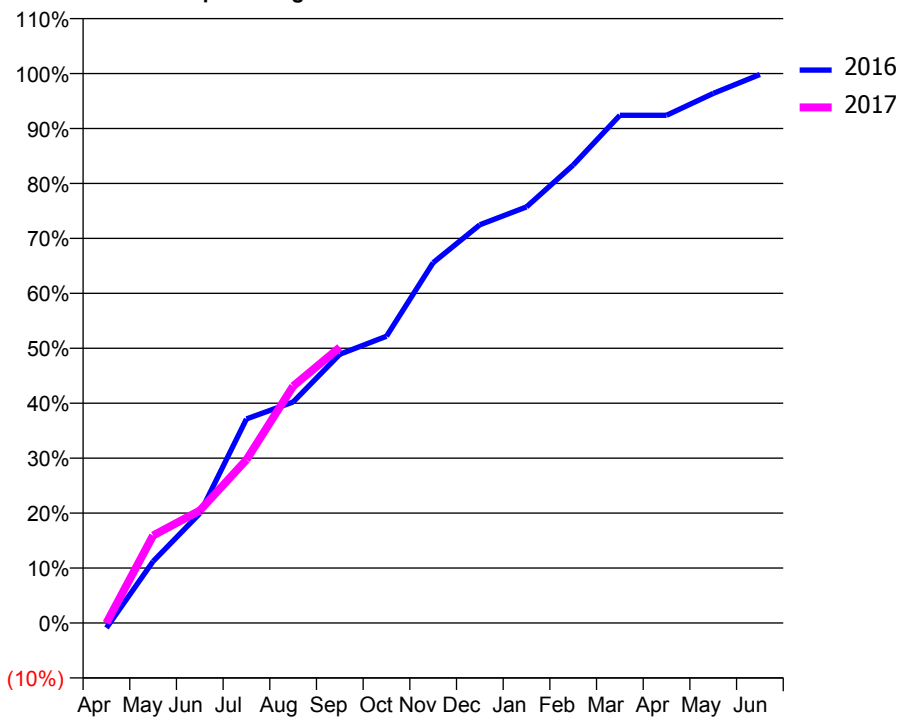
ACCESS*

Patients seen in 24 months	Total	Change since previous quarter
Quarter ending September 2015	45	
Quarter ending December 2015	40	↓
Quarter ending March 2016	65	↑
Quarter ending June 2016	106	↑
Quarter ending September 2016	113	↑
Variance since September 2015	151.1%	↑



ACTIVITY

Cumulative percentage of contracted UDA delivered 2016 & 2017



QUALITY

	Quantity	Base Number	Contract	AT	Region	England
% of FP17s for the same patient ID Re-attending within 3 months - Children	0	0	N/A	10.4%	11.8%	12.4%
% of FP17s for the same patient ID Re-attending within 3 months - Adults	0	120	0.0%	15.9%	17.1%	16.7%
% of FP17s for the same patient ID Re-attending between 3 & 9 months - Children	0	0	N/A	47.1%	45.8%	57.4%
% of FP17s for the same patient ID Re-attending between 3 & 9 months - Adults	2	120	1.7%	37.7%	37.6%	50.5%
% of FP17s for Band 1 Urgent Courses	0	103	0.0%	10.1%	10.6%	9.1%
% of FP17s Relating to Free Repair or Replacements	0	103	0.0%	0.6%	0.6%	0.8%
% of FP17s Relating to Continuations	0	103	0.0%	1.1%	0.9%	1.3%
% of Patients satisfied with the dentistry they have received	0	0	N/A	90.5%	90.2%	93.2%
% of Patients satisfied with the time they had to wait for an appointment	0	0	N/A	85.8%	83.8%	89.0%

* This is based on patients treated on this contract for their most recent course of treatment. Figures in italics indicate the base number of FP17s or Patient Questionnaire responses are less than 100. N/A is shown where the base number of responses is less than 10 during the period. % is calculated as Quantity/Base number*100

Q63 - Vital Signs At a Glance Contract Report for 130214/0003 - September 2016

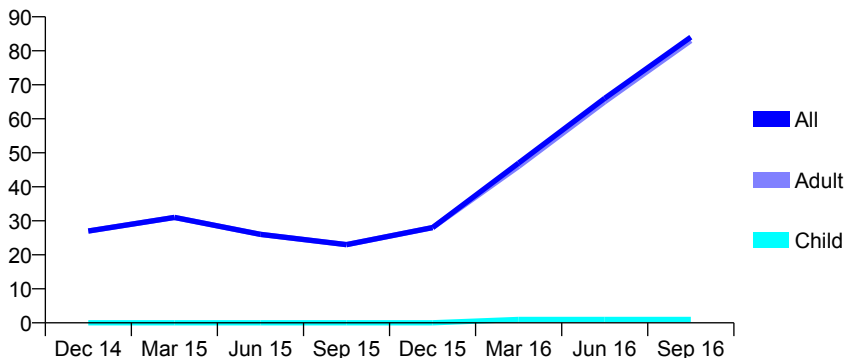
Name or company name	Crofton Park Dental Practice Ltd
Contract type name	PDS Contract
Purpose of contract	General
Contract start date	01/04/2013
Contract end date	31/03/2017

16/17 Contracted general activity (UDA)	327
Carry forward general activity (UDA)	0
16/17 Contracted orthodontic activity (UOA)	0
Carry forward orthodontic activity (UOA)	0
Baseline contract value	£63,126.72

ACCESS*

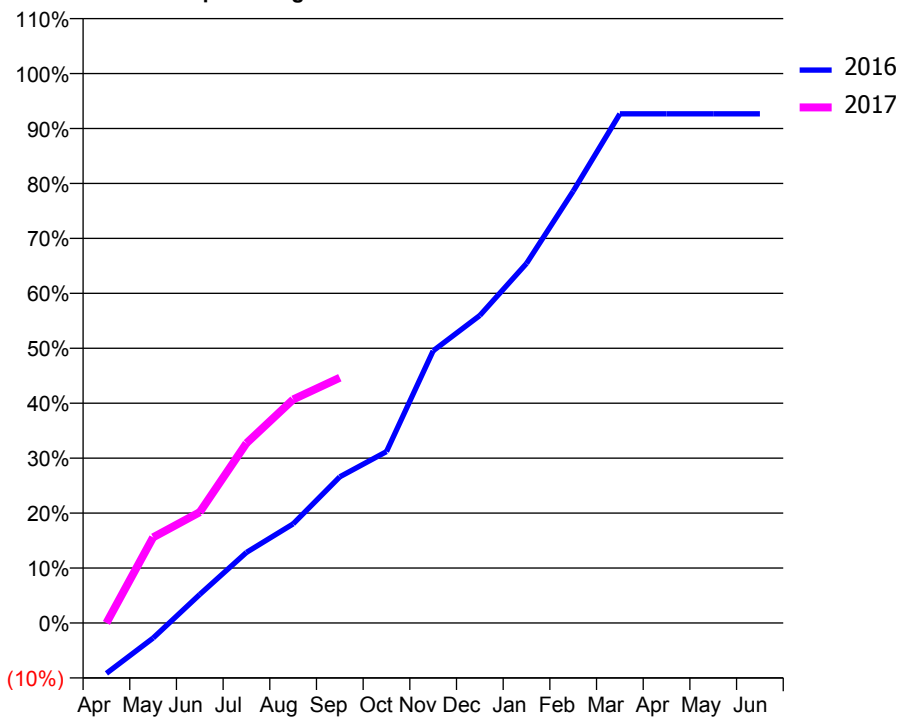
Patients seen in 24 months	Total	Change since previous quarter
Quarter ending September 2015	23	
Quarter ending December 2015	28	↑
Quarter ending March 2016	47	↑
Quarter ending June 2016	66	↑
Quarter ending September 2016	84	↑
Variance since September 2015	265.2%	↑

Access trend analysis



ACTIVITY

Cumulative percentage of contracted UDA delivered 2016 & 2017



Adjusted Scheduled Activity (UDA)

Month	2016	2017
April	-30	0
May	-9	51
June	17	66
July	42	107
August	59	133
September	87	146
October	102	
November	162	
December	183	
January	214	
February	257	
March	303	
April	303	
May	303	
June	303	

QUALITY

	Quantity	Base Number	Contract	AT	Region	England
% of FP17s for the same patient ID Re-attending within 3 months - Children	0	0	N/A	10.4%	11.8%	12.4%
% of FP17s for the same patient ID Re-attending within 3 months - Adults	0	62	0.0%	15.9%	17.1%	16.7%
% of FP17s for the same patient ID Re-attending between 3 & 9 months - Children	0	0	N/A	47.1%	45.8%	57.4%
% of FP17s for the same patient ID Re-attending between 3 & 9 months - Adults	0	62	0.0%	37.7%	37.6%	50.5%
% of FP17s for Band 1 Urgent Courses	0	62	0.0%	10.1%	10.6%	9.1%
% of FP17s Relating to Free Repair or Replacements	0	62	0.0%	0.6%	0.6%	0.8%
% of FP17s Relating to Continuations	0	62	0.0%	1.1%	0.9%	1.3%
% of Patients satisfied with the dentistry they have received	0	0	N/A	90.5%	90.2%	93.2%
% of Patients satisfied with the time they had to wait for an appointment	0	0	N/A	85.8%	83.8%	89.0%

* This is based on patients treated on this contract for their most recent course of treatment. Figures in italics indicate the base number of FP17s or Patient Questionnaire responses are less than 100. N/A is shown where the base number of responses is less than 10 during the period. % is calculated as Quantity/Base number*100

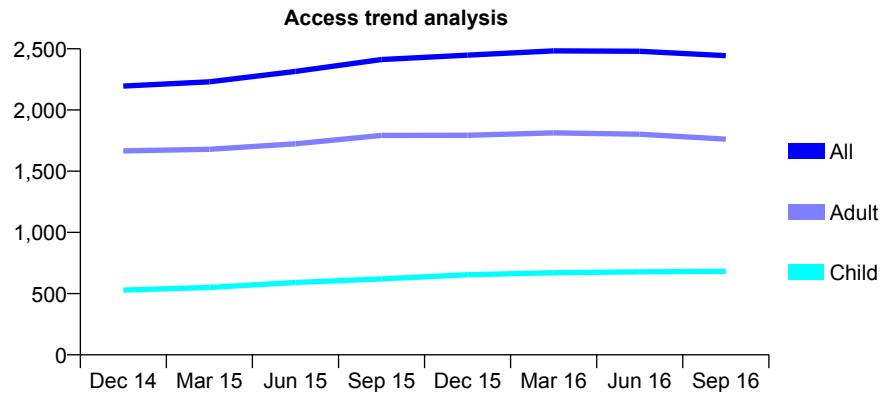
Q63 - Vital Signs At a Glance Contract Report for 131490/0001 - September 2016

Name or company name	Gracefield Dental Practice
Contract type name	GDS Contract
Purpose of contract	General
Contract start date	01/04/2012
Contract end date	

16/17 Contracted general activity (UDA)	6,623
Carry forward general activity (UDA)	-132
16/17 Contracted orthodontic activity (UOA)	0
Carry forward orthodontic activity (UOA)	0
Baseline contract value	£183,940.08

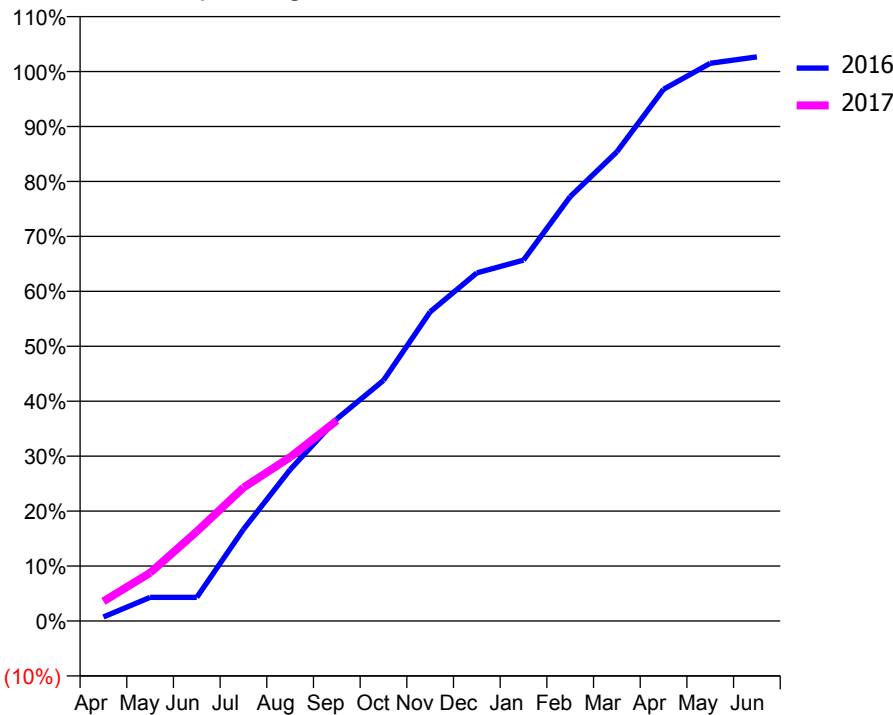
ACCESS*

Patients seen in 24 months	Total	Change since previous quarter
Quarter ending September 2015	2,412	
Quarter ending December 2015	2,448	→
Quarter ending March 2016	2,483	→
Quarter ending June 2016	2,480	→
Quarter ending September 2016	2,444	↓
Variance since September 2015	1.3%	→



ACTIVITY

Cumulative percentage of contracted UDA delivered 2016 & 2017



Month	Adjusted Scheduled Activity (UDA)	
	2016	2017
April	50	238
May	286	581
June	286	1,079
July	1,104	1,609
August	1,824	1,975
September	2,436	2,417
October	2,901	
November	3,726	
December	4,196	
January	4,349	
February	5,116	
March	5,655	
April	6,409	
May	6,723	
June	6,800	

QUALITY

	Quantity	Base Number	Contract	AT	Region	England
% of FP17s for the same patient ID Re-attending within 3 months - Children	31	384	8.1%	10.4%	11.8%	12.4%
% of FP17s for the same patient ID Re-attending within 3 months - Adults	157	931	16.9%	15.9%	17.1%	16.7%
% of FP17s for the same patient ID Re-attending between 3 & 9 months - Children	154	384	40.1%	47.1%	45.8%	57.4%
% of FP17s for the same patient ID Re-attending between 3 & 9 months - Adults	298	931	32.0%	37.7%	37.6%	50.5%
% of FP17s for Band 1 Urgent Courses	143	1,032	13.9%	10.1%	10.6%	9.1%
% of FP17s Relating to Free Repair or Replacements	7	1,032	0.7%	0.6%	0.6%	0.8%
% of FP17s Relating to Continuations	17	1,032	1.6%	1.1%	0.9%	1.3%
% of Patients satisfied with the dentistry they have received	0	0	N/A	90.5%	90.2%	93.2%
% of Patients satisfied with the time they had to wait for an appointment	0	0	N/A	85.8%	83.8%	89.0%

* This is based on patients treated on this contract for their most recent course of treatment. Figures in italics indicate the base number of FP17s or Patient Questionnaire responses are less than 100. N/A is shown where the base number of responses is less than 10 during the period. % is calculated as Quantity/Base number*100

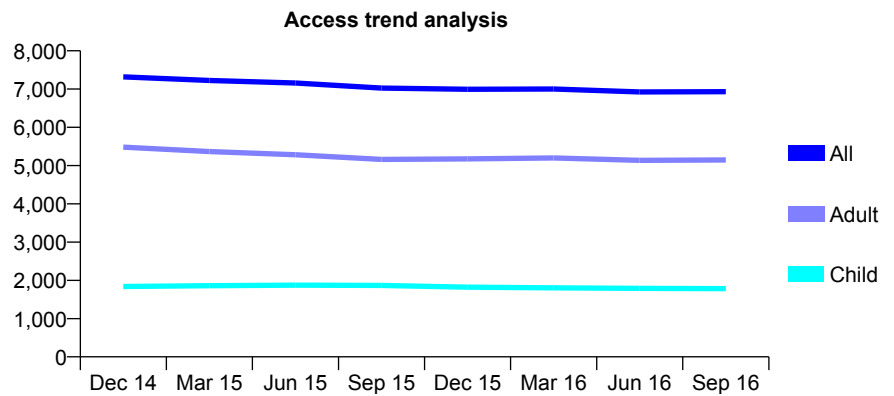
Q63 - Vital Signs At a Glance Contract Report for 132861/0001 - September 2016

Name or company name	London Road Dental Centre
Contract type name	GDS Contract
Purpose of contract	General
Contract start date	01/04/2006
Contract end date	

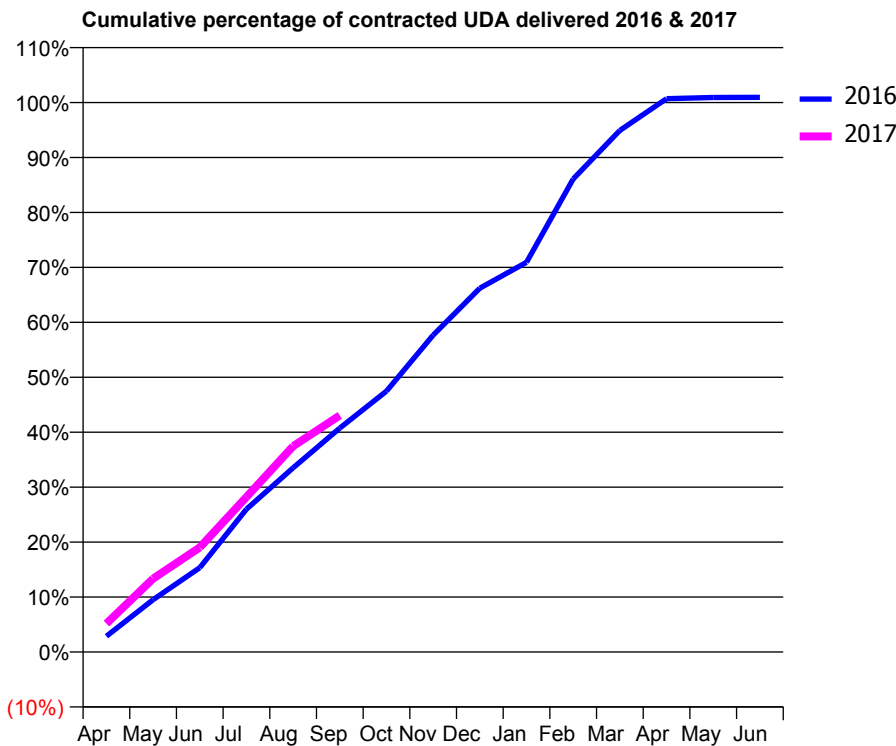
16/17 Contracted general activity (UDA)	24,885
Carry forward general activity (UDA)	0
16/17 Contracted orthodontic activity (UOA)	0
Carry forward orthodontic activity (UOA)	0
Baseline contract value	£668,143.33

ACCESS*

Patients seen in 24 months	Total	Change since previous quarter
Quarter ending September 2015	7,026	
Quarter ending December 2015	6,996	→
Quarter ending March 2016	7,003	→
Quarter ending June 2016	6,926	↓
Quarter ending September 2016	6,931	→
Variance since September 2015	(1.4%)	↓



ACTIVITY



Month	Adjusted Scheduled Activity (UDA)	
	2016	2017
April	713	1,287
May	2,373	3,326
June	3,822	4,736
July	6,471	7,021
August	8,342	9,323
September	10,139	10,714
October	11,816	
November	14,350	
December	16,479	
January	17,646	
February	21,421	
March	23,621	
April	25,057	
May	25,114	
June	25,119	

QUALITY

	Quantity	Base Number	Contract	AT	Region	England
% of FP17s for the same patient ID Re-attending within 3 months - Children	112	1,014	11.0%	10.4%	11.8%	12.4%
% of FP17s for the same patient ID Re-attending within 3 months - Adults	391	2,581	15.1%	15.9%	17.1%	16.7%
% of FP17s for the same patient ID Re-attending between 3 & 9 months - Children	369	1,014	36.4%	47.1%	45.8%	57.4%
% of FP17s for the same patient ID Re-attending between 3 & 9 months - Adults	782	2,581	30.3%	37.7%	37.6%	50.5%
% of FP17s for Band 1 Urgent Courses	294	3,168	9.3%	10.1%	10.6%	9.1%
% of FP17s Relating to Free Repair or Replacements	1	3,168	0.0%	0.6%	0.6%	0.8%
% of FP17s Relating to Continuations	42	3,168	1.3%	1.1%	0.9%	1.3%
% of Patients satisfied with the dentistry they have received	7	9	N/A	90.5%	90.2%	93.2%
% of Patients satisfied with the time they had to wait for an appointment	7	9	N/A	85.8%	83.8%	89.0%

* This is based on patients treated on this contract for their most recent course of treatment. Figures in italics indicate the base number of FP17s or Patient Questionnaire responses are less than 100. N/A is shown where the base number of responses is less than 10 during the period. % is calculated as Quantity/Base number*100

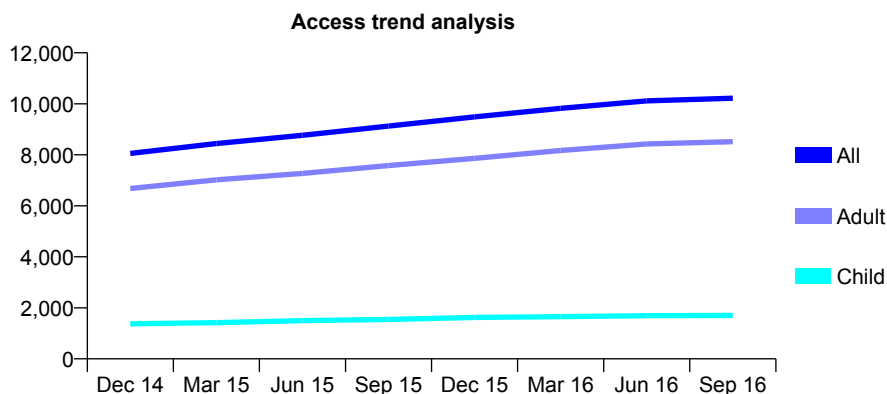
Q63 - Vital Signs At a Glance Contract Report for 133167/0001 - September 2016

Name or company name	Nitin Nagpaul and Hayley Seresht
Contract type name	PDS Plus Contract
Purpose of contract	General
Contract start date	01/06/2010
Contract end date	31/03/2017

16/17 Contracted general activity (UDA)	20,996
Carry forward general activity (UDA)	0
16/17 Contracted orthodontic activity (UOA)	0
Carry forward orthodontic activity (UOA)	0
Baseline contract value	£793,381.74

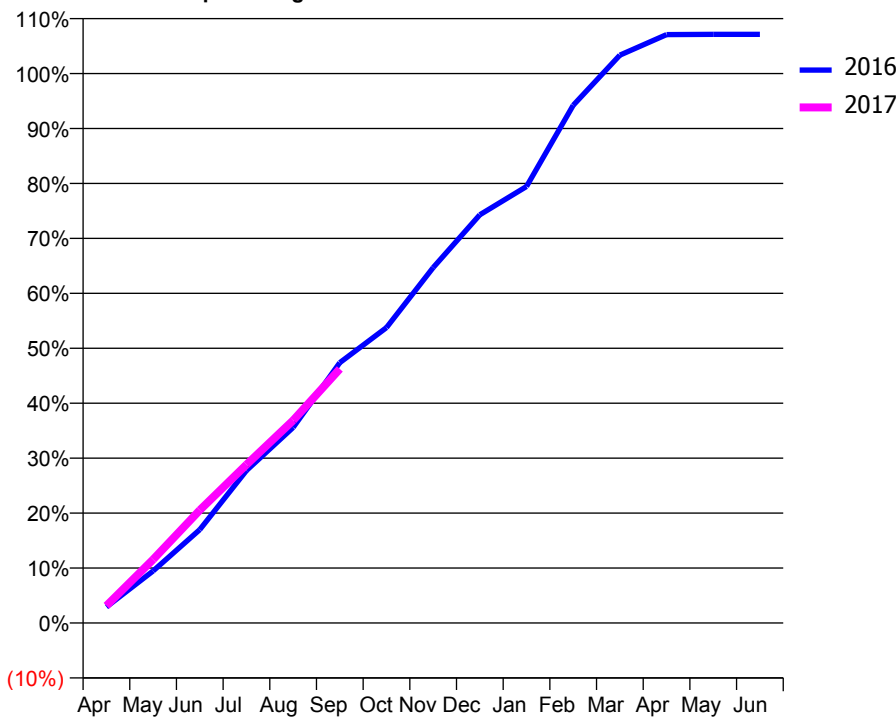
ACCESS*

Patients seen in 24 months	Total	Change since previous quarter
Quarter ending September 2015	9,125	
Quarter ending December 2015	9,488	↑
Quarter ending March 2016	9,822	↑
Quarter ending June 2016	10,113	↑
Quarter ending September 2016	10,220	→
Variance since September 2015	12.0%	↑



ACTIVITY

Cumulative percentage of contracted UDA delivered 2016 & 2017



Month	Adjusted Scheduled Activity (UDA)	
	2016	2017
April	615	658
May	1,991	2,429
June	3,571	4,315
July	5,825	6,053
August	7,470	7,743
September	9,947	9,710
October	11,290	
November	13,583	
December	15,597	
January	16,680	
February	19,781	
March	21,697	
April	22,481	
May	22,493	
June	22,493	

QUALITY

	Quantity	Base Number	Contract	AT	Region	England
% of FP17s for the same patient ID Re-attending within 3 months - Children	108	909	11.9%	10.4%	11.8%	12.4%
% of FP17s for the same patient ID Re-attending within 3 months - Adults	495	3,798	13.0%	15.9%	17.1%	16.7%
% of FP17s for the same patient ID Re-attending between 3 & 9 months - Children	313	909	34.4%	47.1%	45.8%	57.4%
% of FP17s for the same patient ID Re-attending between 3 & 9 months - Adults	744	3,798	19.6%	37.7%	37.6%	50.5%
% of FP17s for Band 1 Urgent Courses	984	4,374	22.5%	10.1%	10.6%	9.1%
% of FP17s Relating to Free Repair or Replacements	11	4,374	0.3%	0.6%	0.6%	0.8%
% of FP17s Relating to Continuations	39	4,374	0.9%	1.1%	0.9%	1.3%
% of Patients satisfied with the dentistry they have received	10	10	100.0%	90.5%	90.2%	93.2%
% of Patients satisfied with the time they had to wait for an appointment	9	10	90.0%	85.8%	83.8%	89.0%

* This is based on patients treated on this contract for their most recent course of treatment. Figures in italics indicate the base number of FP17s or Patient Questionnaire responses are less than 100. N/A is shown where the base number of responses is less than 10 during the period. % is calculated as Quantity/Base number*100

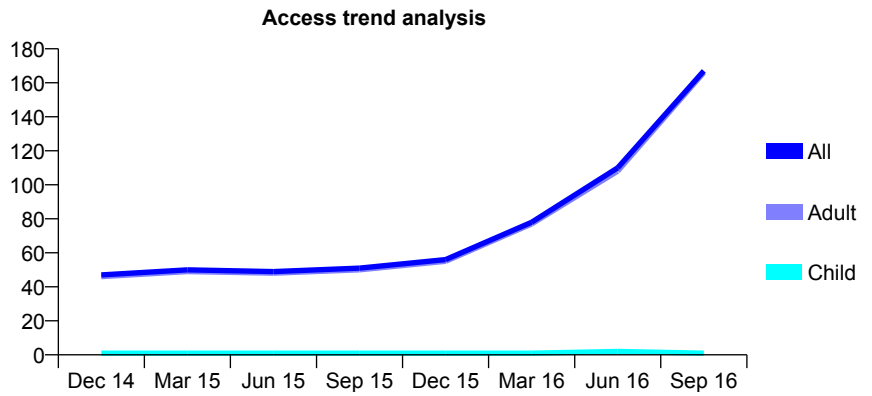
Q63 - Vital Signs At a Glance Contract Report for 133167/0002 - September 2016

Name or company name	Nitin Nagpaul and Hayley Seresht
Contract type name	PDS Contract
Purpose of contract	General
Contract start date	01/09/2010
Contract end date	31/03/2017

16/17 Contracted general activity (UDA)	600
Carry forward general activity (UDA)	0
16/17 Contracted orthodontic activity (UOA)	0
Carry forward orthodontic activity (UOA)	0
Baseline contract value	£29,230.42

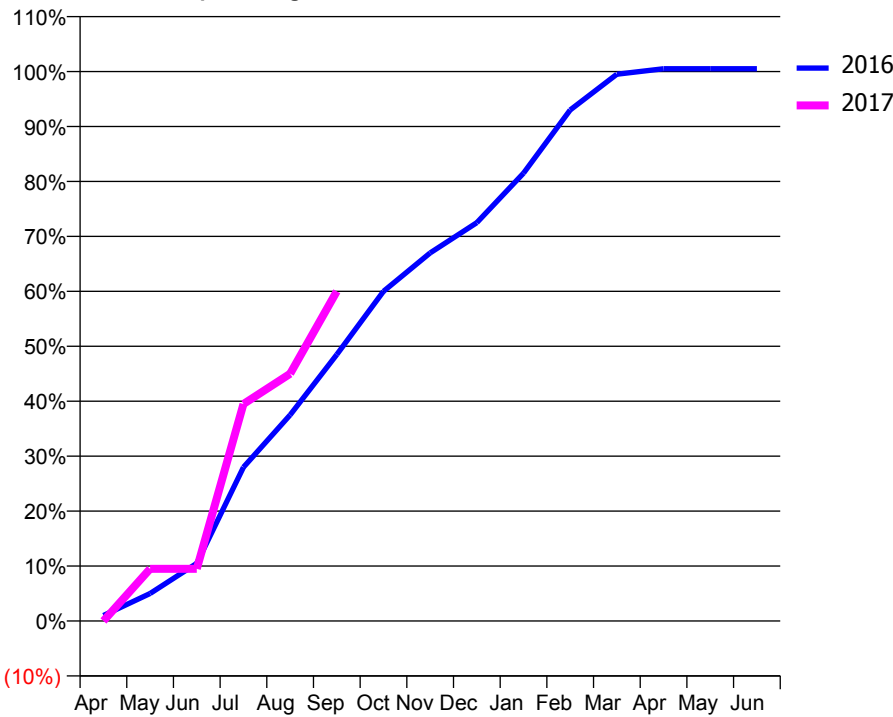
ACCESS*

Patients seen in 24 months	Total	Change since previous quarter
Quarter ending September 2015	51	
Quarter ending December 2015	56	↑
Quarter ending March 2016	78	↑
Quarter ending June 2016	110	↑
Quarter ending September 2016	167	↑
Variance since September 2015	227.5%	↑



ACTIVITY

Cumulative percentage of contracted UDA delivered 2016 & 2017



Month	2016	2017
April	6	0
May	30	57
June	63	57
July	168	237
August	225	270
September	291	360
October	360	
November	402	
December	435	
January	489	
February	558	
March	597	
April	603	
May	603	
June	603	

QUALITY

	Quantity	Base Number	Contract	AT	Region	England
% of FP17s for the same patient ID Re-attending within 3 months - Children	0	1	0.0%	10.4%	11.8%	12.4%
% of FP17s for the same patient ID Re-attending within 3 months - Adults	0	122	0.0%	15.9%	17.1%	16.7%
% of FP17s for the same patient ID Re-attending between 3 & 9 months - Children	0	1	0.0%	47.1%	45.8%	57.4%
% of FP17s for the same patient ID Re-attending between 3 & 9 months - Adults	0	122	0.0%	37.7%	37.6%	50.5%
% of FP17s for Band 1 Urgent Courses	0	120	0.0%	10.1%	10.6%	9.1%
% of FP17s Relating to Free Repair or Replacements	0	120	0.0%	0.6%	0.6%	0.8%
% of FP17s Relating to Continuations	0	120	0.0%	1.1%	0.9%	1.3%
% of Patients satisfied with the dentistry they have received	0	0	N/A	90.5%	90.2%	93.2%
% of Patients satisfied with the time they had to wait for an appointment	0	0	N/A	85.8%	83.8%	89.0%

* This is based on patients treated on this contract for their most recent course of treatment. Figures in italics indicate the base number of FP17s or Patient Questionnaire responses are less than 100. N/A is shown where the base number of responses is less than 10 during the period. % is calculated as Quantity/Base number*100

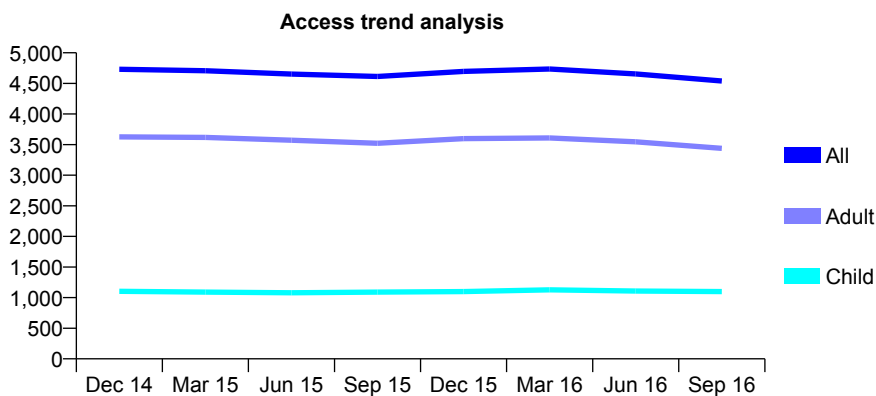
Q63 - Vital Signs At a Glance Contract Report for 134791/0002 - September 2016

Name or company name	The Beulah Hill Dental Centre
Contract type name	GDS Contract
Purpose of contract	General
Contract start date	01/04/2006
Contract end date	

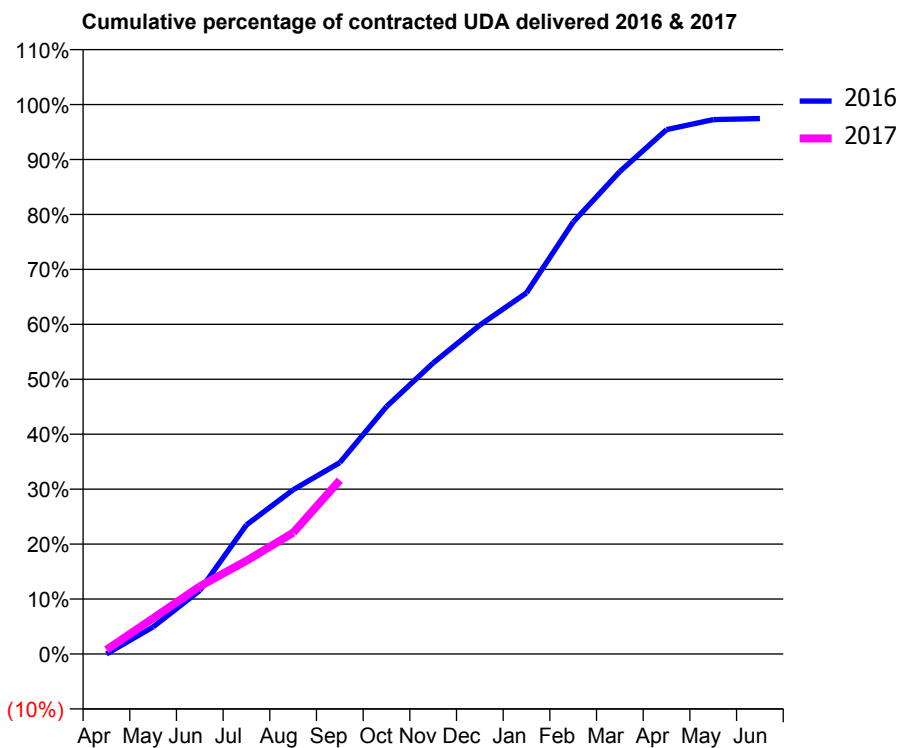
16/17 Contracted general activity (UDA)	16,990
Carry forward general activity (UDA)	0
16/17 Contracted orthodontic activity (UOA)	0
Carry forward orthodontic activity (UOA)	0
Baseline contract value	£410,219.08

ACCESS*

Patients seen in 24 months	Total	Change since previous quarter
Quarter ending September 2015	4,613	
Quarter ending December 2015	4,697	→
Quarter ending March 2016	4,736	→
Quarter ending June 2016	4,654	↓
Quarter ending September 2016	4,539	↓
Variance since September 2015	(1.6%)	↓



ACTIVITY



Month	Adjusted Scheduled Activity (UDA)	
	2016	2017
April	0	132
May	838	1,108
June	1,967	2,094
July	3,992	2,886
August	5,078	3,750
September	5,918	5,374
October	7,649	
November	9,000	
December	10,170	
January	11,168	
February	13,357	
March	14,918	
April	16,214	
May	16,524	
June	16,557	

QUALITY

	Quantity	Base Number	Contract	AT	Region	England
% of FP17s for the same patient ID Re-attending within 3 months - Children	26	544	4.8%	10.4%	11.8%	12.4%
% of FP17s for the same patient ID Re-attending within 3 months - Adults	219	1,897	11.5%	15.9%	17.1%	16.7%
% of FP17s for the same patient ID Re-attending between 3 & 9 months - Children	262	544	48.2%	47.1%	45.8%	57.4%
% of FP17s for the same patient ID Re-attending between 3 & 9 months - Adults	1,153	1,897	60.8%	37.7%	37.6%	50.5%
% of FP17s for Band 1 Urgent Courses	94	1,919	4.9%	10.1%	10.6%	9.1%
% of FP17s Relating to Free Repair or Replacements	26	1,919	1.4%	0.6%	0.6%	0.8%
% of FP17s Relating to Continuations	30	1,919	1.6%	1.1%	0.9%	1.3%
% of Patients satisfied with the dentistry they have received	4	5	N/A	90.5%	90.2%	93.2%
% of Patients satisfied with the time they had to wait for an appointment	3	5	N/A	85.8%	83.8%	89.0%

* This is based on patients treated on this contract for their most recent course of treatment. Figures in italics indicate the base number of FP17s or Patient Questionnaire responses are less than 100. N/A is shown where the base number of responses is less than 10 during the period. % is calculated as Quantity/Base number*100

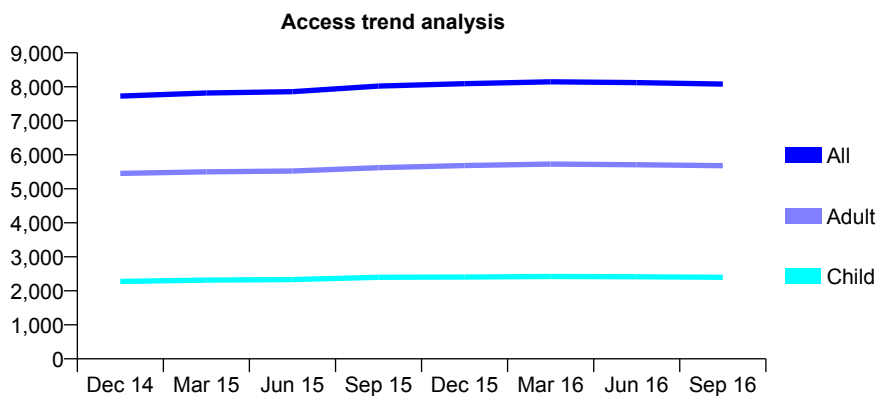
Q63 - Vital Signs At a Glance Contract Report for 135186/0001 - September 2016

Name or company name	Aspire Dental Practice Partnership
Contract type name	GDS Contract
Purpose of contract	General
Contract start date	21/08/2011
Contract end date	

16/17 Contracted general activity (UDA)	27,000
Carry forward general activity (UDA)	0
16/17 Contracted orthodontic activity (UOA)	0
Carry forward orthodontic activity (UOA)	0
Baseline contract value	£674,962.39

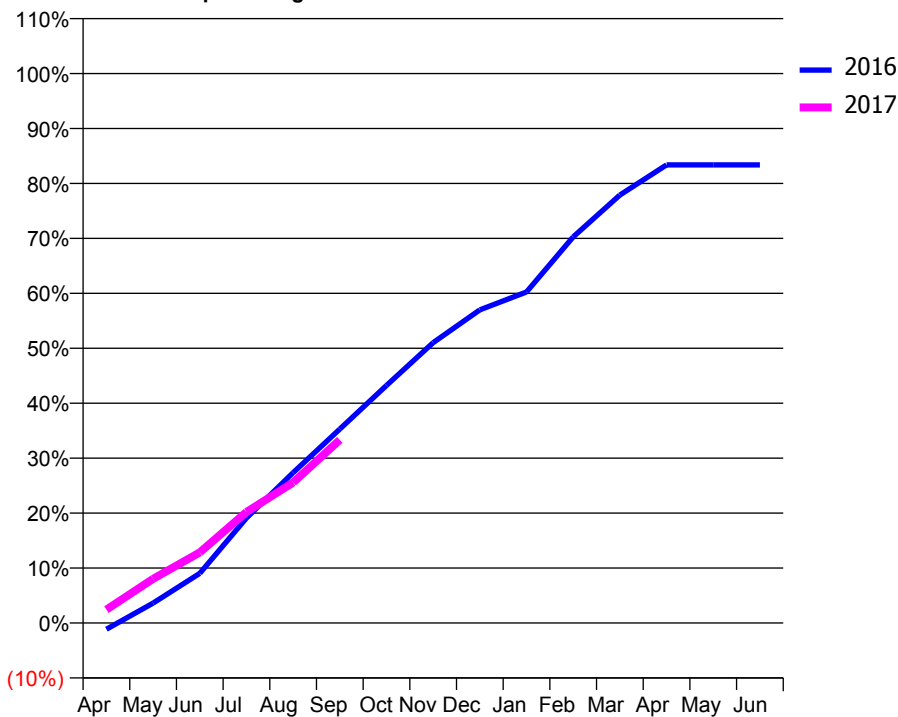
ACCESS*

Patients seen in 24 months	Total	Change since previous quarter
Quarter ending September 2015	8,021	
Quarter ending December 2015	8,092	→
Quarter ending March 2016	8,149	→
Quarter ending June 2016	8,123	→
Quarter ending September 2016	8,079	→
Variance since September 2015	0.7%	→



ACTIVITY

Cumulative percentage of contracted UDA delivered 2016 & 2017



Month	Adjusted Scheduled Activity (UDA)	
	2016	2017
April	-308	660
May	983	2,169
June	2,438	3,469
July	5,162	5,457
August	7,386	6,903
September	9,529	9,000
October	11,671	
November	13,775	
December	15,391	
January	16,268	
February	18,972	
March	21,026	
April	22,507	
May	22,511	
June	22,508	

QUALITY

	Quantity	Base Number	Contract	AT	Region	England
% of FP17s for the same patient ID Re-attending within 3 months - Children	101	1,511	6.7%	10.4%	11.8%	12.4%
% of FP17s for the same patient ID Re-attending within 3 months - Adults	458	2,913	15.7%	15.9%	17.1%	16.7%
% of FP17s for the same patient ID Re-attending between 3 & 9 months - Children	701	1,511	46.4%	47.1%	45.8%	57.4%
% of FP17s for the same patient ID Re-attending between 3 & 9 months - Adults	1,087	2,913	37.3%	37.7%	37.6%	50.5%
% of FP17s for Band 1 Urgent Courses	466	3,934	11.8%	10.1%	10.6%	9.1%
% of FP17s Relating to Free Repair or Replacements	34	3,934	0.9%	0.6%	0.6%	0.8%
% of FP17s Relating to Continuations	64	3,934	1.6%	1.1%	0.9%	1.3%
% of Patients satisfied with the dentistry they have received	2	2	N/A	90.5%	90.2%	93.2%
% of Patients satisfied with the time they had to wait for an appointment	2	2	N/A	85.8%	83.8%	89.0%

* This is based on patients treated on this contract for their most recent course of treatment. Figures in italics indicate the base number of FP17s or Patient Questionnaire responses are less than 100. N/A is shown where the base number of responses is less than 10 during the period. % is calculated as Quantity/Base number*100

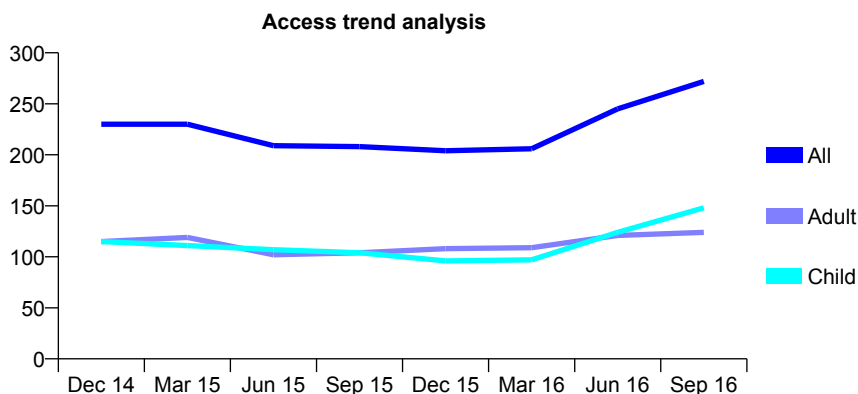
Q63 - Vital Signs At a Glance Contract Report for 135437/0001 - September 2016

Name or company name	Miss N Khoobehi
Contract type name	GDS Contract
Purpose of contract	General
Contract start date	29/06/2012
Contract end date	

16/17 Contracted general activity (UDA)	844
Carry forward general activity (UDA)	-17
16/17 Contracted orthodontic activity (UOA)	0
Carry forward orthodontic activity (UOA)	0
Baseline contract value	£22,474.47

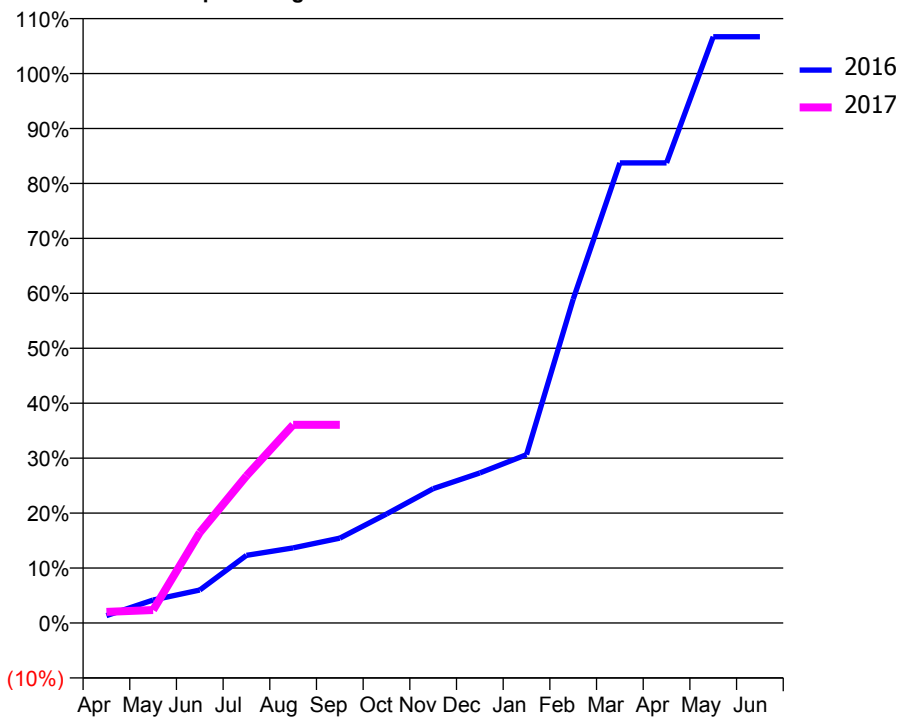
ACCESS*

Patients seen in 24 months	Total	Change since previous quarter
Quarter ending September 2015	208	
Quarter ending December 2015	204	↓
Quarter ending March 2016	206	→
Quarter ending June 2016	245	↑
Quarter ending September 2016	272	↑
Variance since September 2015	30.8%	↑



ACTIVITY

Cumulative percentage of contracted UDA delivered 2016 & 2017



Month	Adjusted Scheduled Activity (UDA)	
	2016	2017
April	11	17
May	35	20
June	51	139
July	104	226
August	115	304
September	130	304
October	167	
November	206	
December	231	
January	259	
February	497	
March	707	
April	707	
May	900	
June	900	

QUALITY

	Quantity	Base Number	Contract	AT	Region	England
% of FP17s for the same patient ID Re-attending within 3 months - Children	6	113	5.3%	10.4%	11.8%	12.4%
% of FP17s for the same patient ID Re-attending within 3 months - Adults	11	74	14.9%	15.9%	17.1%	16.7%
% of FP17s for the same patient ID Re-attending between 3 & 9 months - Children	25	113	22.1%	47.1%	45.8%	57.4%
% of FP17s for the same patient ID Re-attending between 3 & 9 months - Adults	22	74	29.7%	37.7%	37.6%	50.5%
% of FP17s for Band 1 Urgent Courses	12	150	8.0%	10.1%	10.6%	9.1%
% of FP17s Relating to Free Repair or Replacements	0	150	0.0%	0.6%	0.6%	0.8%
% of FP17s Relating to Continuations	0	150	0.0%	1.1%	0.9%	1.3%
% of Patients satisfied with the dentistry they have received	0	0	N/A	90.5%	90.2%	93.2%
% of Patients satisfied with the time they had to wait for an appointment	0	0	N/A	85.8%	83.8%	89.0%

* This is based on patients treated on this contract for their most recent course of treatment. Figures in italics indicate the base number of FP17s or Patient Questionnaire responses are less than 100. N/A is shown where the base number of responses is less than 10 during the period. % is calculated as Quantity/Base number*100

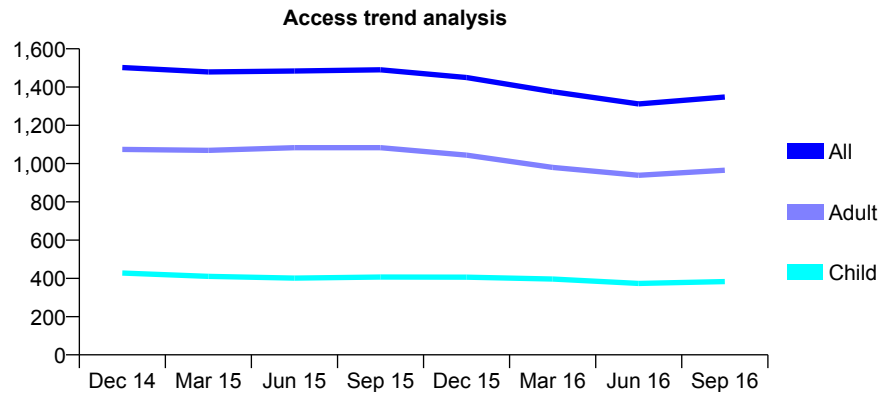
Q63 - Vital Signs At a Glance Contract Report for 136638/0001 - September 2016

Name or company name	Orchard Dental Centre
Contract type name	GDS Contract
Purpose of contract	General
Contract start date	14/06/2010
Contract end date	

16/17 Contracted general activity (UDA)	5,908
Carry forward general activity (UDA)	0
16/17 Contracted orthodontic activity (UOA)	0
Carry forward orthodontic activity (UOA)	0
Baseline contract value	£157,068.21

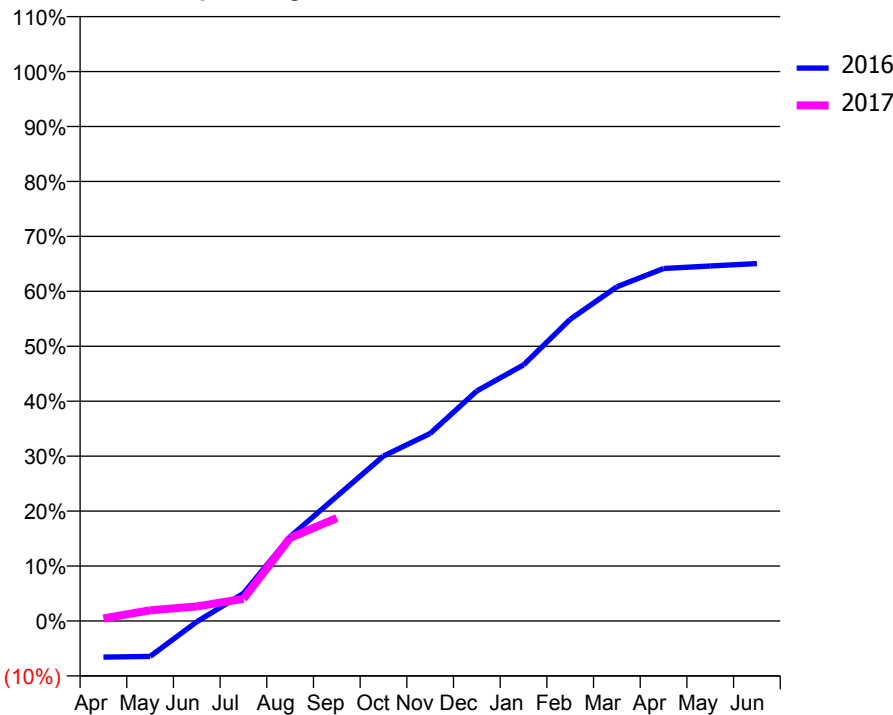
ACCESS*

Patients seen in 24 months	Total	Change since previous quarter
Quarter ending September 2015	1,490	
Quarter ending December 2015	1,450	↓
Quarter ending March 2016	1,376	↓
Quarter ending June 2016	1,312	↓
Quarter ending September 2016	1,348	↑
Variance since September 2015	(9.5%)	↓



ACTIVITY

Cumulative percentage of contracted UDA delivered 2016 & 2017



Month	Adjusted Scheduled Activity (UDA)	
	2016	2017
April	-389	27
May	-382	116
June	-9	158
July	297	238
August	907	893
September	1,341	1,108
October	1,774	
November	2,016	
December	2,474	
January	2,753	
February	3,244	
March	3,593	
April	3,790	
May	3,817	
June	3,844	

QUALITY

	Quantity	Base Number	Contract	AT	Region	England
% of FP17s for the same patient ID Re-attending within 3 months - Children	19	217	8.8%	10.4%	11.8%	12.4%
% of FP17s for the same patient ID Re-attending within 3 months - Adults	65	432	15.0%	15.9%	17.1%	16.7%
% of FP17s for the same patient ID Re-attending between 3 & 9 months - Children	94	217	43.3%	47.1%	45.8%	57.4%
% of FP17s for the same patient ID Re-attending between 3 & 9 months - Adults	176	432	40.7%	37.7%	37.6%	50.5%
% of FP17s for Band 1 Urgent Courses	74	555	13.3%	10.1%	10.6%	9.1%
% of FP17s Relating to Free Repair or Replacements	2	555	0.4%	0.6%	0.6%	0.8%
% of FP17s Relating to Continuations	2	555	0.4%	1.1%	0.9%	1.3%
% of Patients satisfied with the dentistry they have received	3	3	N/A	90.5%	90.2%	93.2%
% of Patients satisfied with the time they had to wait for an appointment	1	3	N/A	85.8%	83.8%	89.0%

* This is based on patients treated on this contract for their most recent course of treatment. Figures in italics indicate the base number of FP17s or Patient Questionnaire responses are less than 100. N/A is shown where the base number of responses is less than 10 during the period. % is calculated as Quantity/Base number*100

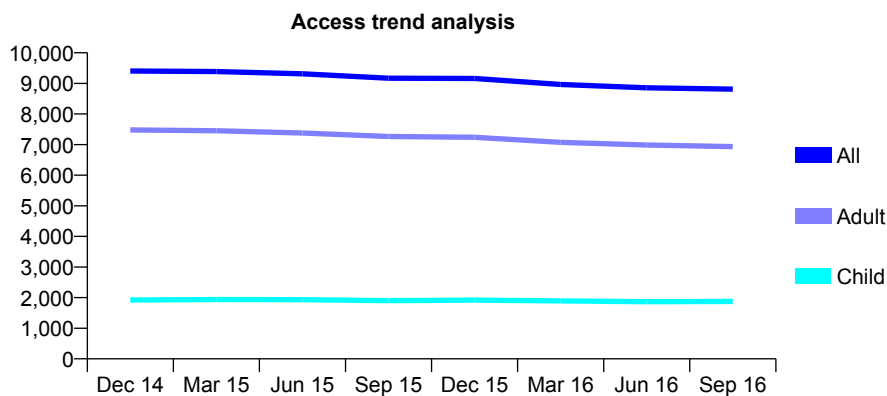
Q63 - Vital Signs At a Glance Contract Report for 136816/0001 - September 2016

Name or company name	N A JONES & R JOSEPH
Contract type name	GDS Contract
Purpose of contract	General
Contract start date	01/04/2011
Contract end date	

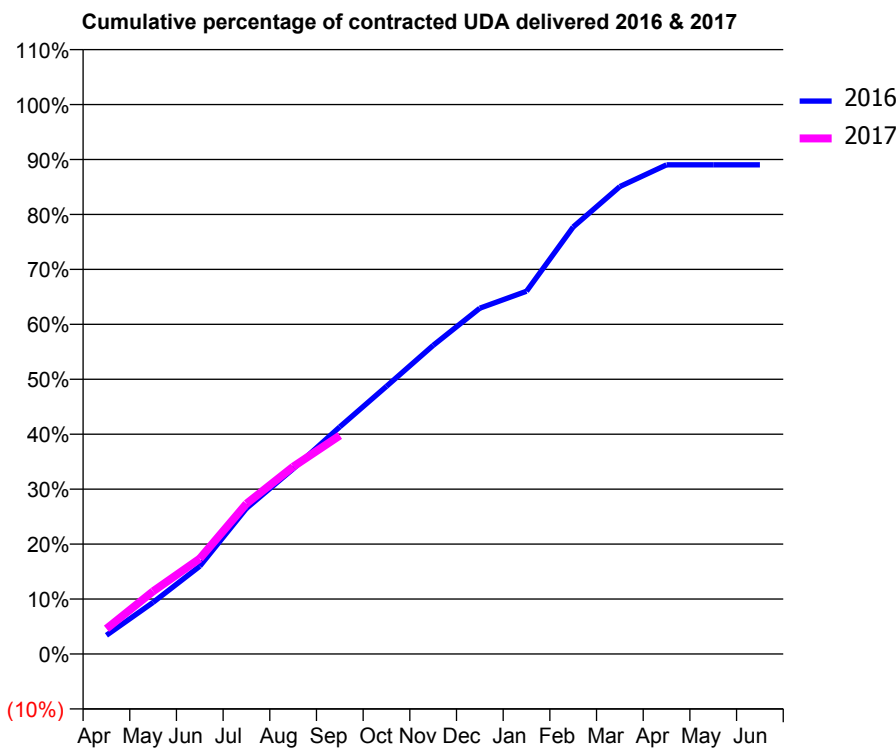
16/17 Contracted general activity (UDA)	29,000
Carry forward general activity (UDA)	0
16/17 Contracted orthodontic activity (UOA)	0
Carry forward orthodontic activity (UOA)	0
Baseline contract value	£741,393.80

ACCESS*

Patients seen in 24 months	Total	Change since previous quarter
Quarter ending September 2015	9,170	
Quarter ending December 2015	9,162	→
Quarter ending March 2016	8,966	↓
Quarter ending June 2016	8,857	↓
Quarter ending September 2016	8,811	→
Variance since September 2015	(3.9%)	↓



ACTIVITY



Month	Adjusted Scheduled Activity (UDA)	
	2016	2017
April	991	1,336
May	2,727	3,309
June	4,636	5,033
July	7,686	7,933
August	9,770	9,886
September	11,990	11,534
October	14,125	
November	16,289	
December	18,249	
January	19,148	
February	22,535	
March	24,671	
April	25,814	
May	25,814	
June	25,814	

QUALITY

	Quantity	Base Number	Contract	AT	Region	England
% of FP17s for the same patient ID Re-attending within 3 months - Children	97	1,206	8.0%	10.4%	11.8%	12.4%
% of FP17s for the same patient ID Re-attending within 3 months - Adults	824	4,360	18.9%	15.9%	17.1%	16.7%
% of FP17s for the same patient ID Re-attending between 3 & 9 months - Children	614	1,206	50.9%	47.1%	45.8%	57.4%
% of FP17s for the same patient ID Re-attending between 3 & 9 months - Adults	1,822	4,360	41.8%	37.7%	37.6%	50.5%
% of FP17s for Band 1 Urgent Courses	346	5,043	6.9%	10.1%	10.6%	9.1%
% of FP17s Relating to Free Repair or Replacements	97	5,043	1.9%	0.6%	0.6%	0.8%
% of FP17s Relating to Continuations	199	5,043	3.9%	1.1%	0.9%	1.3%
% of Patients satisfied with the dentistry they have received	6	7	N/A	90.5%	90.2%	93.2%
% of Patients satisfied with the time they had to wait for an appointment	6	7	N/A	85.8%	83.8%	89.0%

* This is based on patients treated on this contract for their most recent course of treatment. Figures in italics indicate the base number of FP17s or Patient Questionnaire responses are less than 100. N/A is shown where the base number of responses is less than 10 during the period. % is calculated as Quantity/Base number*100

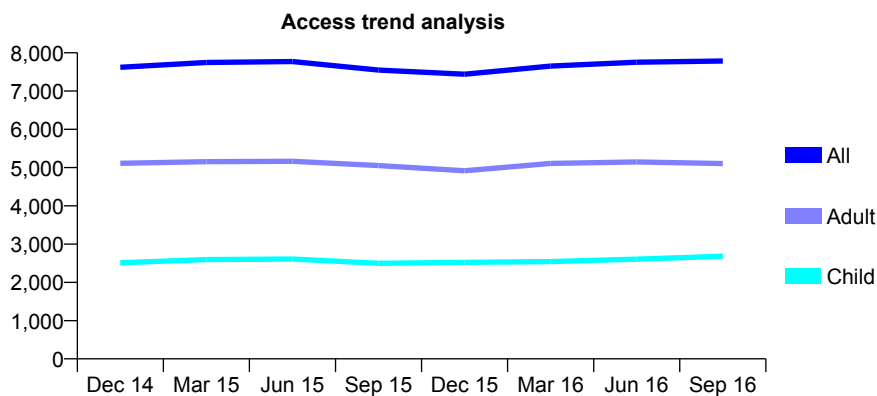
Q63 - Vital Signs At a Glance Contract Report for 138673/0001 - September 2016

Name or company name	Plumstead Dental Surgery Ltd
Contract type name	GDS Contract
Purpose of contract	General
Contract start date	01/12/2007
Contract end date	

16/17 Contracted general activity (UDA)	24,351
Carry forward general activity (UDA)	0
16/17 Contracted orthodontic activity (UOA)	0
Carry forward orthodontic activity (UOA)	0
Baseline contract value	£601,147.27

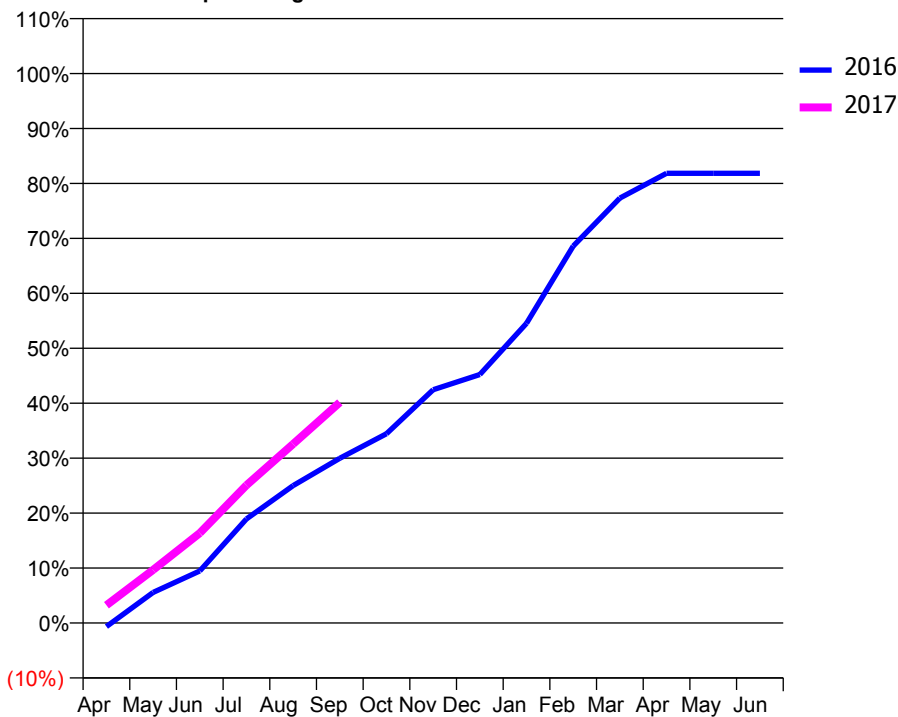
ACCESS*

Patients seen in 24 months	Total	Change since previous quarter
Quarter ending September 2015	7,549	
Quarter ending December 2015	7,440	↓
Quarter ending March 2016	7,654	↑
Quarter ending June 2016	7,754	→
Quarter ending September 2016	7,787	→
Variance since September 2015	3.2%	↑



ACTIVITY

Cumulative percentage of contracted UDA delivered 2016 & 2017



Adjusted Scheduled Activity (UDA)

Month	2016	2017
April	-163	789
May	1,354	2,356
June	2,308	3,986
July	4,610	6,106
August	6,091	7,931
September	7,299	9,774
October	8,391	
November	10,336	
December	11,010	
January	13,278	
February	16,703	
March	18,832	
April	19,930	
May	19,930	
June	19,930	

QUALITY

	Quantity	Base Number	Contract	AT	Region	England
% of FP17s for the same patient ID Re-attending within 3 months - Children	140	1,678	8.3%	10.4%	11.8%	12.4%
% of FP17s for the same patient ID Re-attending within 3 months - Adults	589	2,784	21.2%	15.9%	17.1%	16.7%
% of FP17s for the same patient ID Re-attending between 3 & 9 months - Children	627	1,678	37.4%	47.1%	45.8%	57.4%
% of FP17s for the same patient ID Re-attending between 3 & 9 months - Adults	659	2,784	23.7%	37.7%	37.6%	50.5%
% of FP17s for Band 1 Urgent Courses	675	3,874	17.4%	10.1%	10.6%	9.1%
% of FP17s Relating to Free Repair or Replacements	10	3,874	0.3%	0.6%	0.6%	0.8%
% of FP17s Relating to Continuations	62	3,874	1.6%	1.1%	0.9%	1.3%
% of Patients satisfied with the dentistry they have received	2	2	N/A	90.5%	90.2%	93.2%
% of Patients satisfied with the time they had to wait for an appointment	2	2	N/A	85.8%	83.8%	89.0%

* This is based on patients treated on this contract for their most recent course of treatment. Figures in italics indicate the base number of FP17s or Patient Questionnaire responses are less than 100. N/A is shown where the base number of responses is less than 10 during the period. % is calculated as Quantity/Base number*100

Q63 - Vital Signs At a Glance Contract Report for 138673/0002 - September 2016

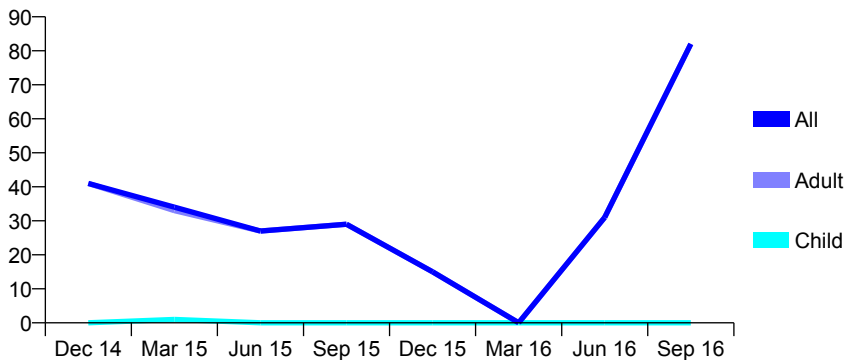
Name or company name	Plumstead Dental Surgery Ltd
Contract type name	PDS Contract
Purpose of contract	General
Contract start date	01/04/2011
Contract end date	31/03/2017

16/17 Contracted general activity (UDA)	900
Carry forward general activity (UDA)	0
16/17 Contracted orthodontic activity (UOA)	0
Carry forward orthodontic activity (UOA)	0
Baseline contract value	£46,942.71

ACCESS*

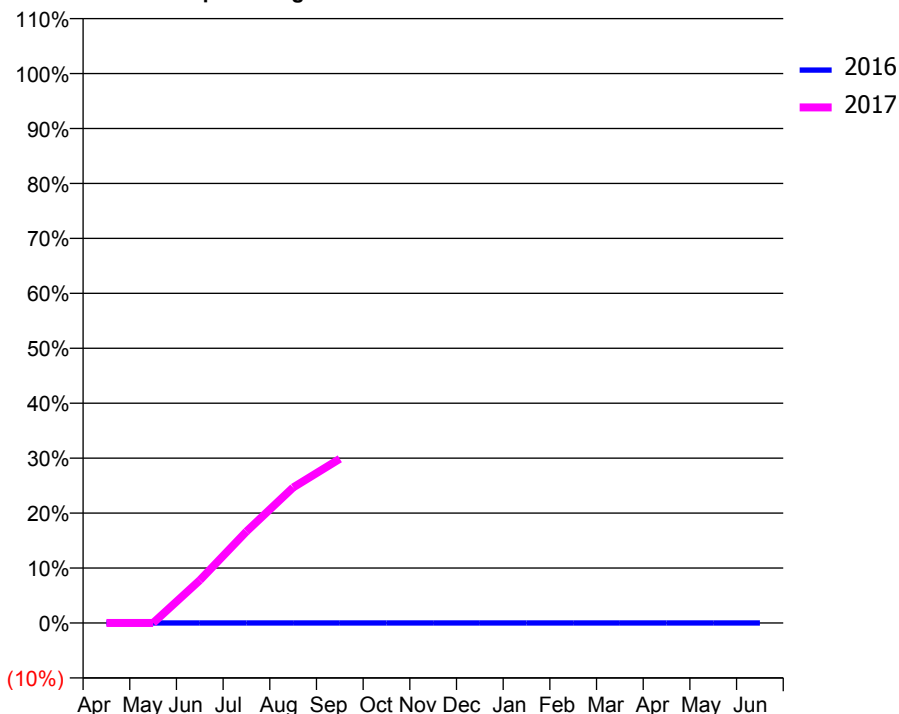
Patients seen in 24 months	Total	Change since previous quarter
Quarter ending September 2015	29	
Quarter ending December 2015	15	↓
Quarter ending March 2016	0	↓
Quarter ending June 2016	31	↑
Quarter ending September 2016	82	↑
Variance since September 2015	182.8%	↑

Access trend analysis



ACTIVITY

Cumulative percentage of contracted UDA delivered 2016 & 2017



Adjusted Scheduled Activity (UDA)

Month	2016	2017
April	0	0
May	0	0
June	0	70
July	0	150
August	0	222
September	0	269
October	0	
November	0	
December	0	
January	0	
February	0	
March	0	
April	0	
May	0	
June	0	

QUALITY

	Quantity	Base Number	Contract	AT	Region	England
% of FP17s for the same patient ID Re-attending within 3 months - Children	0	0	N/A	10.4%	11.8%	12.4%
% of FP17s for the same patient ID Re-attending within 3 months - Adults	0	95	0.0%	15.9%	17.1%	16.7%
% of FP17s for the same patient ID Re-attending between 3 & 9 months - Children	0	0	N/A	47.1%	45.8%	57.4%
% of FP17s for the same patient ID Re-attending between 3 & 9 months - Adults	0	95	0.0%	37.7%	37.6%	50.5%
% of FP17s for Band 1 Urgent Courses	0	95	0.0%	10.1%	10.6%	9.1%
% of FP17s Relating to Free Repair or Replacements	0	95	0.0%	0.6%	0.6%	0.8%
% of FP17s Relating to Continuations	0	95	0.0%	1.1%	0.9%	1.3%
% of Patients satisfied with the dentistry they have received	0	0	N/A	90.5%	90.2%	93.2%
% of Patients satisfied with the time they had to wait for an appointment	0	0	N/A	85.8%	83.8%	89.0%

* This is based on patients treated on this contract for their most recent course of treatment. Figures in italics indicate the base number of FP17s or Patient Questionnaire responses are less than 100. N/A is shown where the base number of responses is less than 10 during the period. % is calculated as Quantity/Base number*100

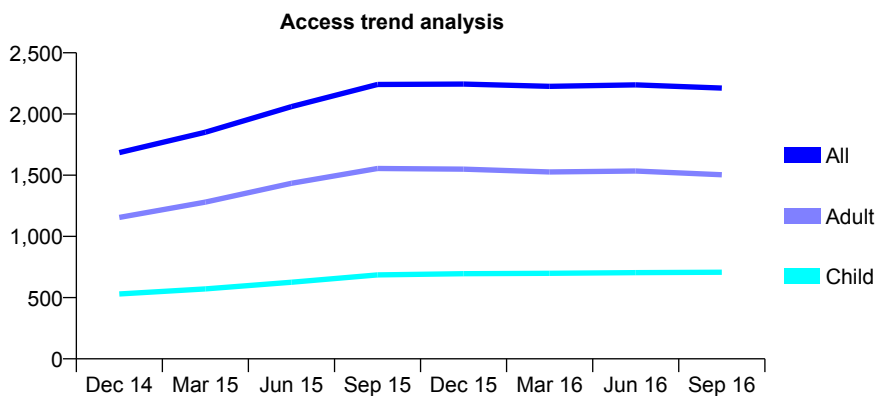
Q63 - Vital Signs At a Glance Contract Report for 140384/0001 - September 2016

Name or company name	Arcades Dental Surgery
Contract type name	GDS Contract
Purpose of contract	General
Contract start date	01/04/2006
Contract end date	

16/17 Contracted general activity (UDA)	6,775
Carry forward general activity (UDA)	0
16/17 Contracted orthodontic activity (UOA)	0
Carry forward orthodontic activity (UOA)	0
Baseline contract value	£203,709.54

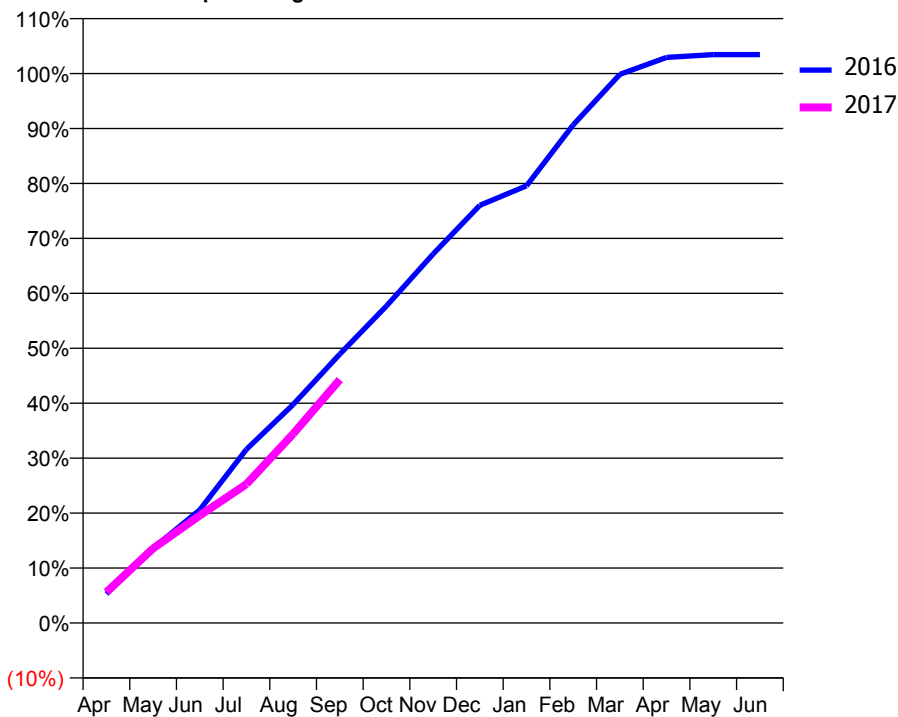
ACCESS*

Patients seen in 24 months	Total	Change since previous quarter
Quarter ending September 2015	2,241	
Quarter ending December 2015	2,245	→
Quarter ending March 2016	2,226	→
Quarter ending June 2016	2,238	→
Quarter ending September 2016	2,212	↓
Variance since September 2015	(1.3%)	↓



ACTIVITY

Cumulative percentage of contracted UDA delivered 2016 & 2017



Month	Adjusted Scheduled Activity (UDA)	
	2016	2017
April	360	381
May	923	919
June	1,395	1,326
July	2,142	1,713
August	2,695	2,331
September	3,316	3,001
October	3,908	
November	4,551	
December	5,149	
January	5,389	
February	6,141	
March	6,765	
April	6,973	
May	7,008	
June	7,008	

QUALITY

	Quantity	Base Number	Contract	AT	Region	England
% of FP17s for the same patient ID Re-attending within 3 months - Children	25	406	6.2%	10.4%	11.8%	12.4%
% of FP17s for the same patient ID Re-attending within 3 months - Adults	70	710	9.9%	15.9%	17.1%	16.7%
% of FP17s for the same patient ID Re-attending between 3 & 9 months - Children	187	406	46.1%	47.1%	45.8%	57.4%
% of FP17s for the same patient ID Re-attending between 3 & 9 months - Adults	259	710	36.5%	37.7%	37.6%	50.5%
% of FP17s for Band 1 Urgent Courses	73	1,048	7.0%	10.1%	10.6%	9.1%
% of FP17s Relating to Free Repair or Replacements	1	1,048	0.1%	0.6%	0.6%	0.8%
% of FP17s Relating to Continuations	2	1,048	0.2%	1.1%	0.9%	1.3%
% of Patients satisfied with the dentistry they have received	0	0	N/A	90.5%	90.2%	93.2%
% of Patients satisfied with the time they had to wait for an appointment	0	0	N/A	85.8%	83.8%	89.0%

* This is based on patients treated on this contract for their most recent course of treatment. Figures in italics indicate the base number of FP17s or Patient Questionnaire responses are less than 100. N/A is shown where the base number of responses is less than 10 during the period. % is calculated as Quantity/Base number*100

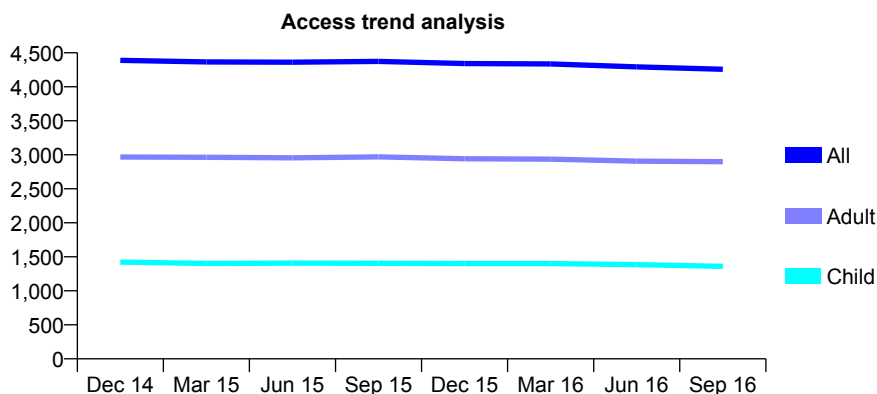
Q63 - Vital Signs At a Glance Contract Report for 141097/0001 - September 2016

Name or company name	Mr DJ Mehigan & Miss AM Peel
Contract type name	GDS Contract
Purpose of contract	General and Orthodontic
Contract start date	01/11/2006
Contract end date	

16/17 Contracted general activity (UDA)	14,962
Carry forward general activity (UDA)	589
16/17 Contracted orthodontic activity (UOA)	688
Carry forward orthodontic activity (UOA)	-14
Baseline contract value	£372,559.08

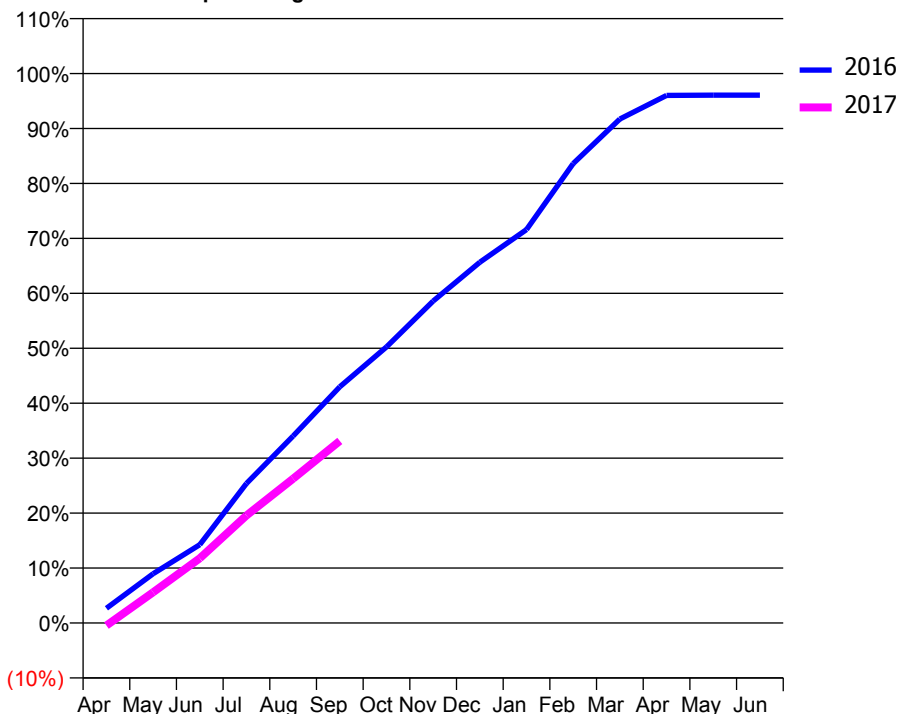
ACCESS*

Patients seen in 24 months	Total	Change since previous quarter
Quarter ending September 2015	4,374	
Quarter ending December 2015	4,342	→
Quarter ending March 2016	4,336	→
Quarter ending June 2016	4,293	→
Quarter ending September 2016	4,258	→
Variance since September 2015	(2.7%)	↓



ACTIVITY

Cumulative percentage of contracted UDA delivered 2016 & 2017



Adjusted Scheduled Activity (UDA)

Month	2016	2017
April	400	-71
May	1,341	836
June	2,132	1,761
July	3,800	2,928
August	5,093	3,930
September	6,433	4,956
October	7,516	
November	8,768	
December	9,822	
January	10,714	
February	12,512	
March	13,724	
April	14,364	
May	14,372	
June	14,373	

QUALITY

	Quantity	Base Number	Contract	AT	Region	England
% of FP17s for the same patient ID Re-attending within 3 months - Children	142	1,159	12.3%	10.4%	11.8%	12.4%
% of FP17s for the same patient ID Re-attending within 3 months - Adults	493	2,214	22.3%	15.9%	17.1%	16.7%
% of FP17s for the same patient ID Re-attending between 3 & 9 months - Children	640	1,159	55.2%	47.1%	45.8%	57.4%
% of FP17s for the same patient ID Re-attending between 3 & 9 months - Adults	1,137	2,214	51.4%	37.7%	37.6%	50.5%
% of FP17s for Band 1 Urgent Courses	166	2,893	5.7%	10.1%	10.6%	9.1%
% of FP17s Relating to Free Repair or Replacements	35	2,893	1.2%	0.6%	0.6%	0.8%
% of FP17s Relating to Continuations	173	2,893	6.0%	1.1%	0.9%	1.3%
% of Patients satisfied with the dentistry they have received	3	3	N/A	90.5%	90.2%	93.2%
% of Patients satisfied with the time they had to wait for an appointment	3	3	N/A	85.8%	83.8%	89.0%

* This is based on patients treated on this contract for their most recent course of treatment. Figures in italics indicate the base number of FP17s or Patient Questionnaire responses are less than 100. N/A is shown where the base number of responses is less than 10 during the period. % is calculated as Quantity/Base number*100

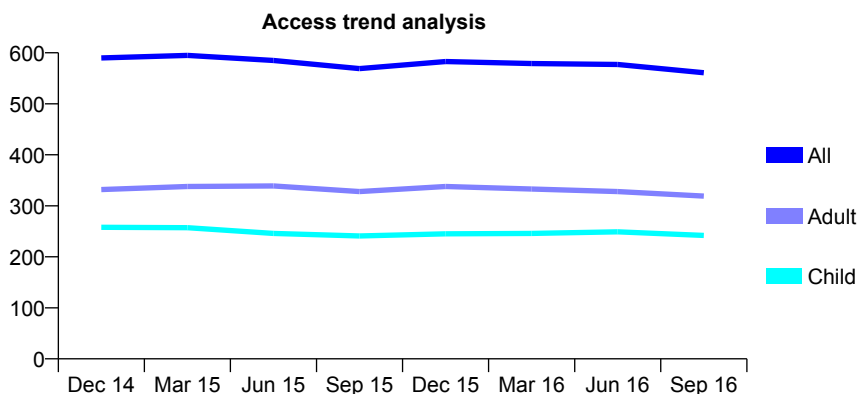
Q63 - Vital Signs At a Glance Contract Report for 141844/0003 - September 2016

Name or company name	Kingston Community Dental Service
Contract type name	PDS Contract
Purpose of contract	General
Contract start date	01/05/2006
Contract end date	

16/17 Contracted general activity (UDA)	1,376
Carry forward general activity (UDA)	0
16/17 Contracted orthodontic activity (UOA)	0
Carry forward orthodontic activity (UOA)	0
Baseline contract value	£0.00

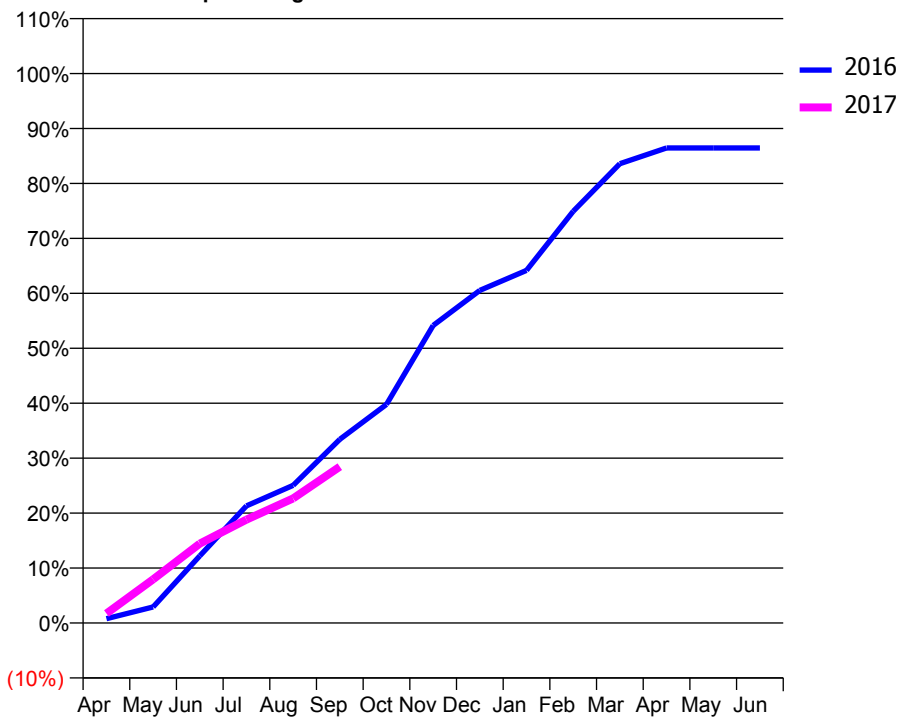
ACCESS*

Patients seen in 24 months	Total	Change since previous quarter
Quarter ending September 2015	569	
Quarter ending December 2015	583	↑
Quarter ending March 2016	579	→
Quarter ending June 2016	577	→
Quarter ending September 2016	561	↓
Variance since September 2015	(1.4%)	↓



ACTIVITY

Cumulative percentage of contracted UDA delivered 2016 & 2017



Adjusted Scheduled Activity (UDA)

Month	2016	2017
April	11	24
May	40	109
June	168	199
July	293	259
August	345	312
September	460	392
October	548	
November	745	
December	833	
January	883	
February	1,031	
March	1,150	
April	1,189	
May	1,189	
June	1,189	

QUALITY

	Quantity	Base Number	Contract	AT	Region	England
% of FP17s for the same patient ID Re-attending within 3 months - Children	11	137	8.0%	10.4%	11.8%	12.4%
% of FP17s for the same patient ID Re-attending within 3 months - Adults	17	155	11.0%	15.9%	17.1%	16.7%
% of FP17s for the same patient ID Re-attending between 3 & 9 months - Children	48	137	35.0%	47.1%	45.8%	57.4%
% of FP17s for the same patient ID Re-attending between 3 & 9 months - Adults	72	155	46.5%	37.7%	37.6%	50.5%
% of FP17s for Band 1 Urgent Courses	13	260	5.0%	10.1%	10.6%	9.1%
% of FP17s Relating to Free Repair or Replacements	0	260	0.0%	0.6%	0.6%	0.8%
% of FP17s Relating to Continuations	0	260	0.0%	1.1%	0.9%	1.3%
% of Patients satisfied with the dentistry they have received	0	0	N/A	90.5%	90.2%	93.2%
% of Patients satisfied with the time they had to wait for an appointment	0	0	N/A	85.8%	83.8%	89.0%

* This is based on patients treated on this contract for their most recent course of treatment. Figures in italics indicate the base number of FP17s or Patient Questionnaire responses are less than 100. N/A is shown where the base number of responses is less than 10 during the period. % is calculated as Quantity/Base number*100

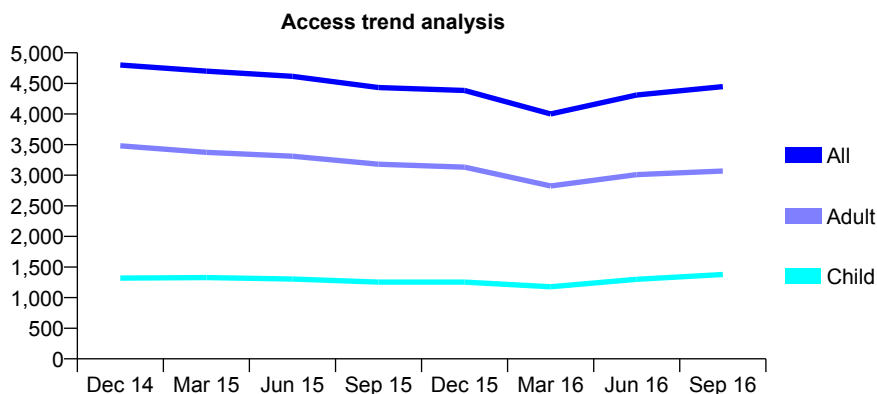
Q63 - Vital Signs At a Glance Contract Report for 141992/0001 - September 2016

Name or company name	Mazdak Eyrumlu and Honar Shakir
Contract type name	GDS Contract
Purpose of contract	General
Contract start date	01/12/2012
Contract end date	

16/17 Contracted general activity (UDA)	20,575
Carry forward general activity (UDA)	0
16/17 Contracted orthodontic activity (UOA)	0
Carry forward orthodontic activity (UOA)	0
Baseline contract value	£630,501.13

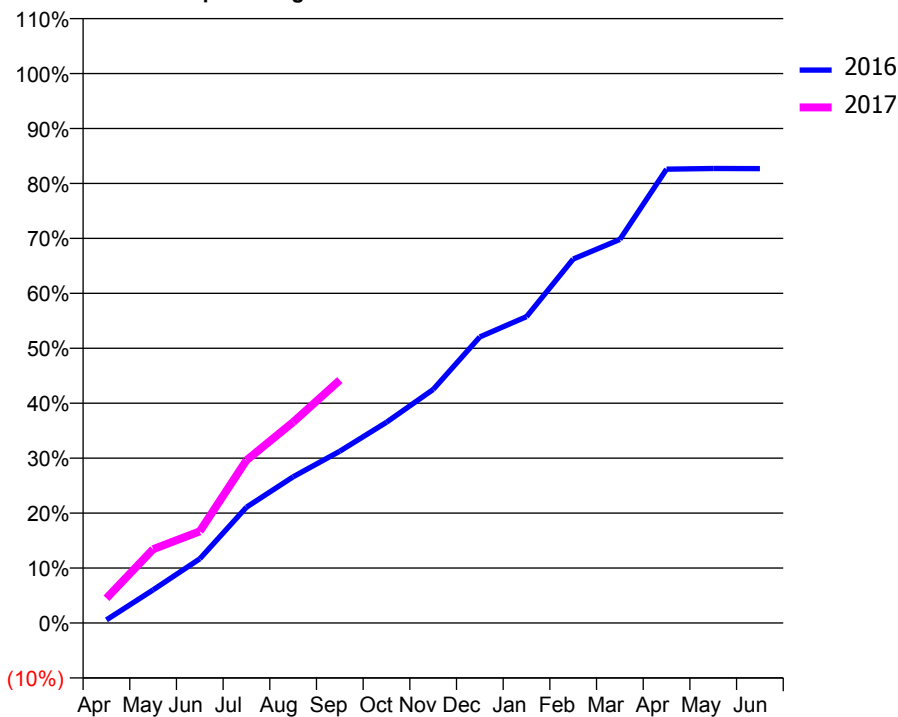
ACCESS*

Patients seen in 24 months	Total	Change since previous quarter
Quarter ending September 2015	4,432	
Quarter ending December 2015	4,384	↓
Quarter ending March 2016	4,002	↓
Quarter ending June 2016	4,310	↑
Quarter ending September 2016	4,447	↑
Variance since September 2015	0.3%	→



ACTIVITY

Cumulative percentage of contracted UDA delivered 2016 & 2017



Adjusted Scheduled Activity (UDA)

Month	2016	2017
April	118	928
May	1,242	2,766
June	2,402	3,435
July	4,336	6,092
August	5,477	7,522
September	6,432	9,092
October	7,517	
November	8,746	
December	10,714	
January	11,469	
February	13,626	
March	14,361	
April	16,992	
May	17,018	
June	17,014	

QUALITY

	Quantity	Base Number	Contract	AT	Region	England
% of FP17s for the same patient ID Re-attending within 3 months - Children	95	1,053	9.0%	10.4%	11.8%	12.4%
% of FP17s for the same patient ID Re-attending within 3 months - Adults	416	2,144	19.4%	15.9%	17.1%	16.7%
% of FP17s for the same patient ID Re-attending between 3 & 9 months - Children	359	1,053	34.1%	47.1%	45.8%	57.4%
% of FP17s for the same patient ID Re-attending between 3 & 9 months - Adults	604	2,144	28.2%	37.7%	37.6%	50.5%
% of FP17s for Band 1 Urgent Courses	327	2,478	13.2%	10.1%	10.6%	9.1%
% of FP17s Relating to Free Repair or Replacements	3	2,478	0.1%	0.6%	0.6%	0.8%
% of FP17s Relating to Continuations	87	2,478	3.5%	1.1%	0.9%	1.3%
% of Patients satisfied with the dentistry they have received	2	3	N/A	90.5%	90.2%	93.2%
% of Patients satisfied with the time they had to wait for an appointment	2	3	N/A	85.8%	83.8%	89.0%

* This is based on patients treated on this contract for their most recent course of treatment. Figures in italics indicate the base number of FP17s or Patient Questionnaire responses are less than 100. N/A is shown where the base number of responses is less than 10 during the period. % is calculated as Quantity/Base number*100

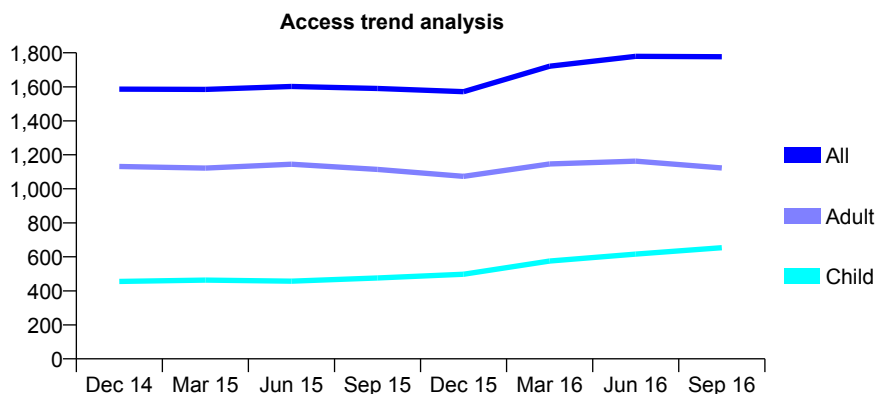
Q63 - Vital Signs At a Glance Contract Report for 142654/0001 - September 2016

Name or company name	Dr May Amour
Contract type name	GDS Contract
Purpose of contract	General
Contract start date	04/12/2012
Contract end date	

16/17 Contracted general activity (UDA)	4,000
Carry forward general activity (UDA)	124
16/17 Contracted orthodontic activity (UOA)	0
Carry forward orthodontic activity (UOA)	0
Baseline contract value	£121,974.51

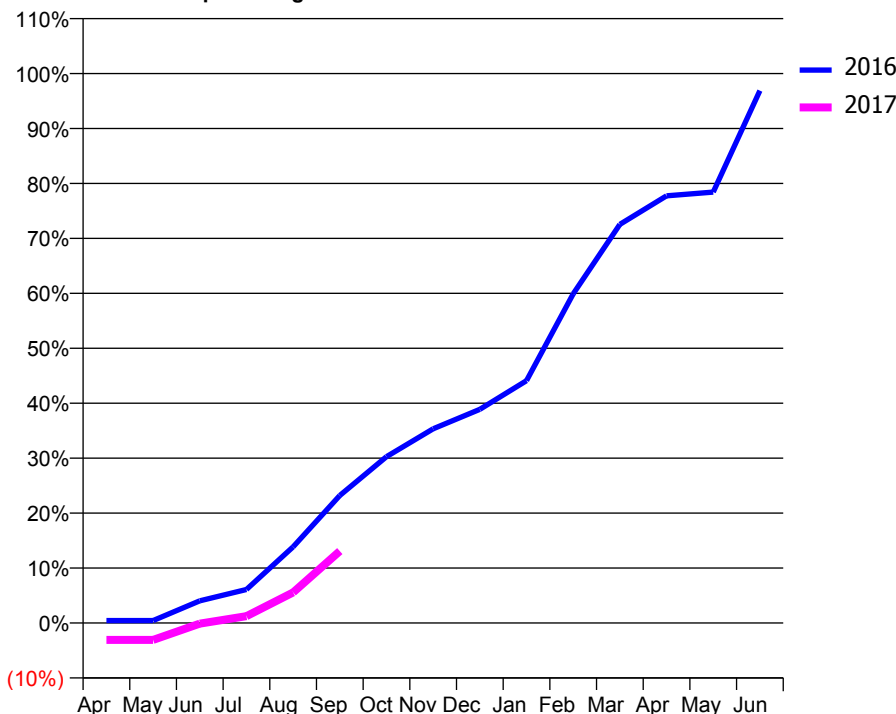
ACCESS*

Patients seen in 24 months	Total	Change since previous quarter
Quarter ending September 2015	1,590	
Quarter ending December 2015	1,571	↓
Quarter ending March 2016	1,721	↑
Quarter ending June 2016	1,779	↑
Quarter ending September 2016	1,777	→
Variance since September 2015	11.8%	↑



ACTIVITY

Cumulative percentage of contracted UDA delivered 2016 & 2017



Month	Adjusted Scheduled Activity (UDA)	
	2016	2017
April	18	-124
May	18	-124
June	161	-5
July	245	50
August	554	223
September	929	524
October	1,211	
November	1,413	
December	1,556	
January	1,764	
February	2,396	
March	2,902	
April	3,110	
May	3,137	
June	3,876	

QUALITY

	Quantity	Base Number	Contract	AT	Region	England
% of FP17s for the same patient ID Re-attending within 3 months - Children	5	207	2.4%	10.4%	11.8%	12.4%
% of FP17s for the same patient ID Re-attending within 3 months - Adults	11	372	3.0%	15.9%	17.1%	16.7%
% of FP17s for the same patient ID Re-attending between 3 & 9 months - Children	27	207	13.0%	47.1%	45.8%	57.4%
% of FP17s for the same patient ID Re-attending between 3 & 9 months - Adults	53	372	14.2%	37.7%	37.6%	50.5%
% of FP17s for Band 1 Urgent Courses	28	286	9.8%	10.1%	10.6%	9.1%
% of FP17s Relating to Free Repair or Replacements	0	286	0.0%	0.6%	0.6%	0.8%
% of FP17s Relating to Continuations	0	286	0.0%	1.1%	0.9%	1.3%
% of Patients satisfied with the dentistry they have received	1	1	N/A	90.5%	90.2%	93.2%
% of Patients satisfied with the time they had to wait for an appointment	1	1	N/A	85.8%	83.8%	89.0%

* This is based on patients treated on this contract for their most recent course of treatment. Figures in italics indicate the base number of FP17s or Patient Questionnaire responses are less than 100. N/A is shown where the base number of responses is less than 10 during the period. % is calculated as Quantity/Base number*100

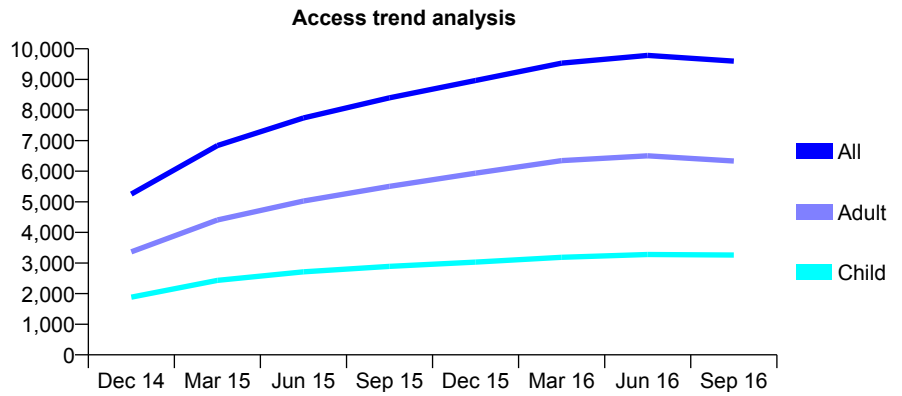
Q63 - Vital Signs At a Glance Contract Report for 143553/0001 - September 2016

Name or company name	Brigstock Dental Practice
Contract type name	GDS Contract
Purpose of contract	General
Contract start date	05/06/2014
Contract end date	

16/17 Contracted general activity (UDA)	21,983
Carry forward general activity (UDA)	0
16/17 Contracted orthodontic activity (UOA)	0
Carry forward orthodontic activity (UOA)	0
Baseline contract value	£631,493.13

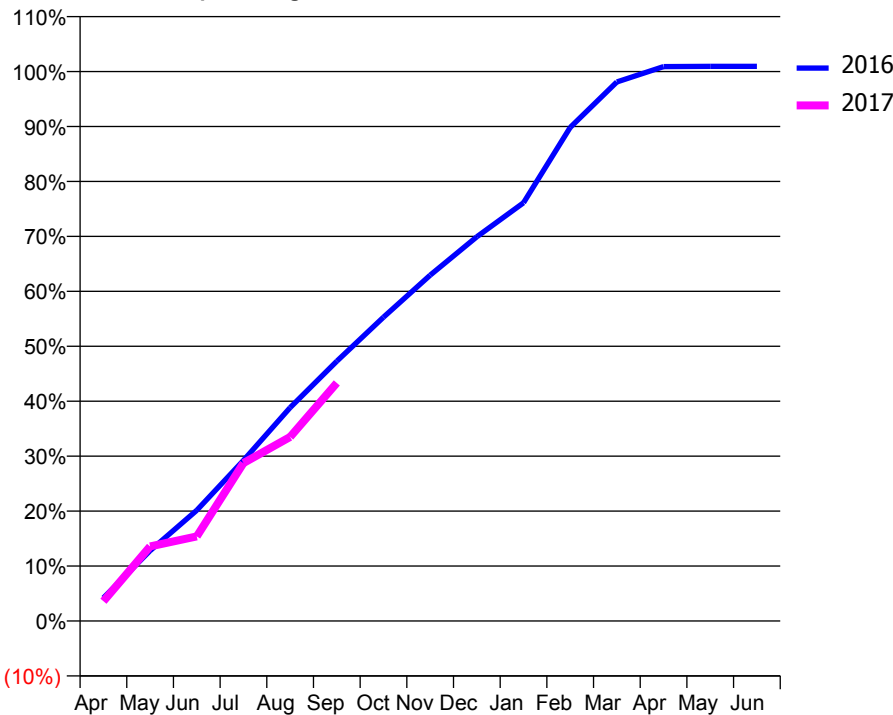
ACCESS*

Patients seen in 24 months	Total	Change since previous quarter
Quarter ending September 2015	8,397	
Quarter ending December 2015	8,967	↑
Quarter ending March 2016	9,532	↑
Quarter ending June 2016	9,786	↑
Quarter ending September 2016	9,595	↓
Variance since September 2015	14.3%	↑



ACTIVITY

Cumulative percentage of contracted UDA delivered 2016 & 2017



Month	Adjusted Scheduled Activity (UDA)	
	2016	2017
April	925	794
May	2,812	2,984
June	4,430	3,386
July	6,427	6,316
August	8,537	7,364
September	10,395	9,526
October	12,154	
November	13,834	
December	15,370	
January	16,734	
February	19,749	
March	21,564	
April	22,180	
May	22,191	
June	22,191	

QUALITY

	Quantity	Base Number	Contract	AT	Region	England
% of FP17s for the same patient ID Re-attending within 3 months - Children	188	2,290	8.2%	10.4%	11.8%	12.4%
% of FP17s for the same patient ID Re-attending within 3 months - Adults	561	3,614	15.5%	15.9%	17.1%	16.7%
% of FP17s for the same patient ID Re-attending between 3 & 9 months - Children	1,188	2,290	51.9%	47.1%	45.8%	57.4%
% of FP17s for the same patient ID Re-attending between 3 & 9 months - Adults	1,555	3,614	43.0%	37.7%	37.6%	50.5%
% of FP17s for Band 1 Urgent Courses	616	5,144	12.0%	10.1%	10.6%	9.1%
% of FP17s Relating to Free Repair or Replacements	26	5,144	0.5%	0.6%	0.6%	0.8%
% of FP17s Relating to Continuations	34	5,144	0.7%	1.1%	0.9%	1.3%
% of Patients satisfied with the dentistry they have received	3	3	N/A	90.5%	90.2%	93.2%
% of Patients satisfied with the time they had to wait for an appointment	2	3	N/A	85.8%	83.8%	89.0%

* This is based on patients treated on this contract for their most recent course of treatment. Figures in italics indicate the base number of FP17s or Patient Questionnaire responses are less than 100. N/A is shown where the base number of responses is less than 10 during the period. % is calculated as Quantity/Base number*100

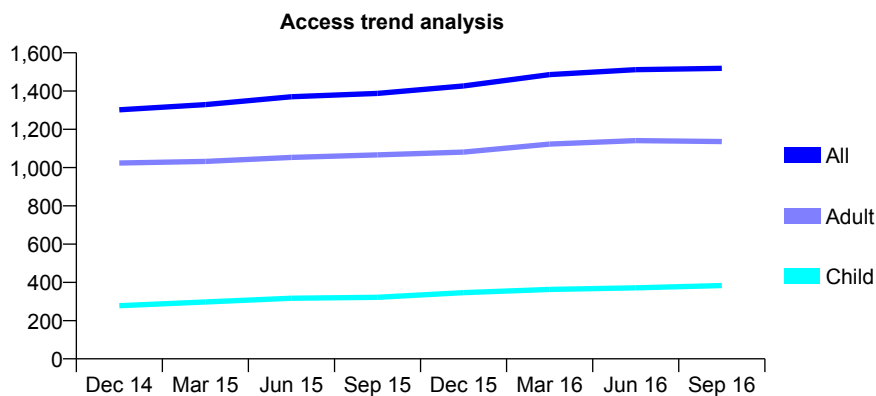
Q63 - Vital Signs At a Glance Contract Report for 144312/0001 - September 2016

Name or company name	Shortlands Dental Practice Limited
Contract type name	GDS Contract
Purpose of contract	General
Contract start date	01/08/2009
Contract end date	

16/17 Contracted general activity (UDA)	5,010
Carry forward general activity (UDA)	0
16/17 Contracted orthodontic activity (UOA)	0
Carry forward orthodontic activity (UOA)	0
Baseline contract value	£127,473.26

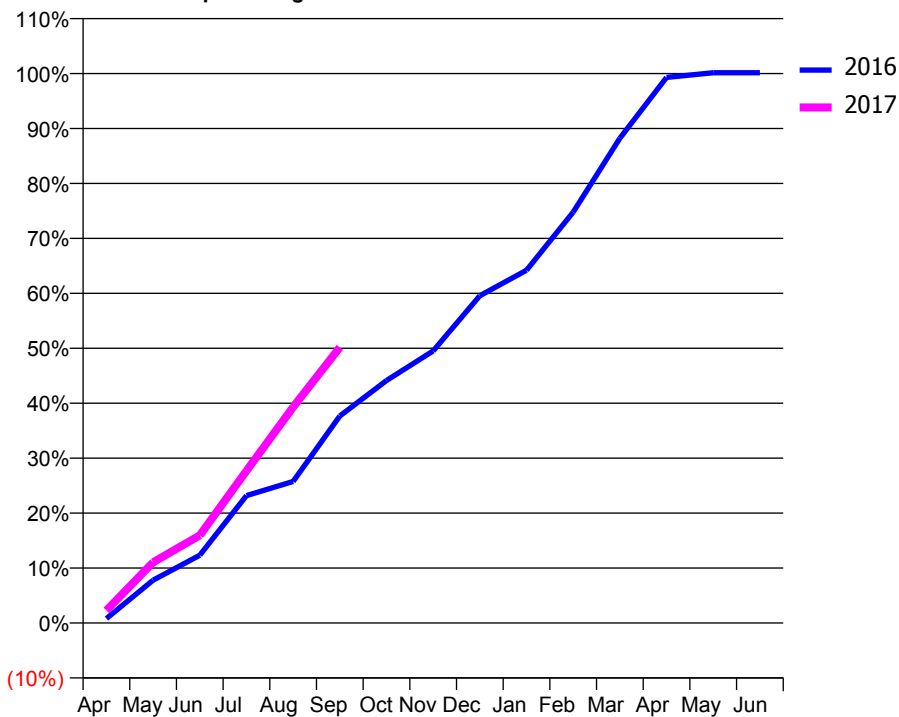
ACCESS*

Patients seen in 24 months	Total	Change since previous quarter
Quarter ending September 2015	1,388	
Quarter ending December 2015	1,427	↑
Quarter ending March 2016	1,486	↑
Quarter ending June 2016	1,512	→
Quarter ending September 2016	1,519	→
Variance since September 2015	9.4%	↑



ACTIVITY

Cumulative percentage of contracted UDA delivered 2016 & 2017



Adjusted Scheduled Activity (UDA)

Month	2016	2017
April	40	115
May	391	553
June	618	799
July	1,162	1,387
August	1,290	1,969
September	1,888	2,514
October	2,211	
November	2,481	
December	2,984	
January	3,217	
February	3,747	
March	4,419	
April	4,974	
May	5,017	
June	5,017	

QUALITY

	Quantity	Base Number	Contract	AT	Region	England
% of FP17s for the same patient ID Re-attending within 3 months - Children	38	294	12.9%	10.4%	11.8%	12.4%
% of FP17s for the same patient ID Re-attending within 3 months - Adults	94	674	13.9%	15.9%	17.1%	16.7%
% of FP17s for the same patient ID Re-attending between 3 & 9 months - Children	151	294	51.4%	47.1%	45.8%	57.4%
% of FP17s for the same patient ID Re-attending between 3 & 9 months - Adults	256	674	38.0%	37.7%	37.6%	50.5%
% of FP17s for Band 1 Urgent Courses	69	790	8.7%	10.1%	10.6%	9.1%
% of FP17s Relating to Free Repair or Replacements	3	790	0.4%	0.6%	0.6%	0.8%
% of FP17s Relating to Continuations	10	790	1.3%	1.1%	0.9%	1.3%
% of Patients satisfied with the dentistry they have received	0	0	N/A	90.5%	90.2%	93.2%
% of Patients satisfied with the time they had to wait for an appointment	0	0	N/A	85.8%	83.8%	89.0%

* This is based on patients treated on this contract for their most recent course of treatment. Figures in italics indicate the base number of FP17s or Patient Questionnaire responses are less than 100. N/A is shown where the base number of responses is less than 10 during the period. % is calculated as Quantity/Base number*100

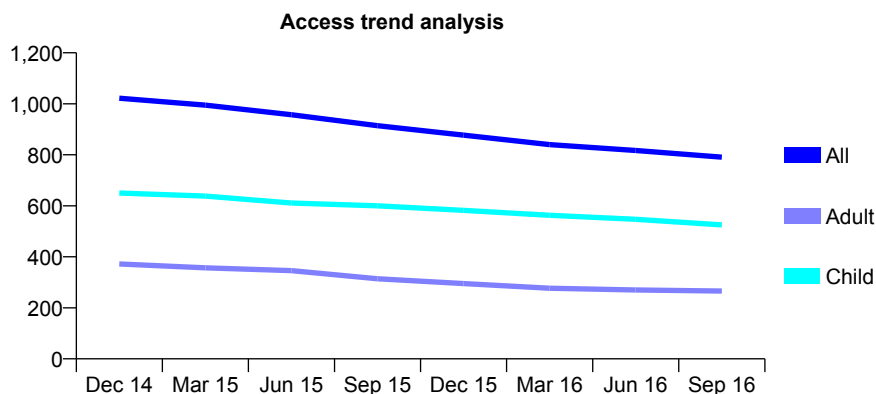
Q63 - Vital Signs At a Glance Contract Report for 144347/0001 - September 2016

Name or company name	Ivory
Contract type name	GDS Contract
Purpose of contract	General
Contract start date	01/06/2009
Contract end date	

16/17 Contracted general activity (UDA)	3,269
Carry forward general activity (UDA)	0
16/17 Contracted orthodontic activity (UOA)	0
Carry forward orthodontic activity (UOA)	0
Baseline contract value	£78,166.36

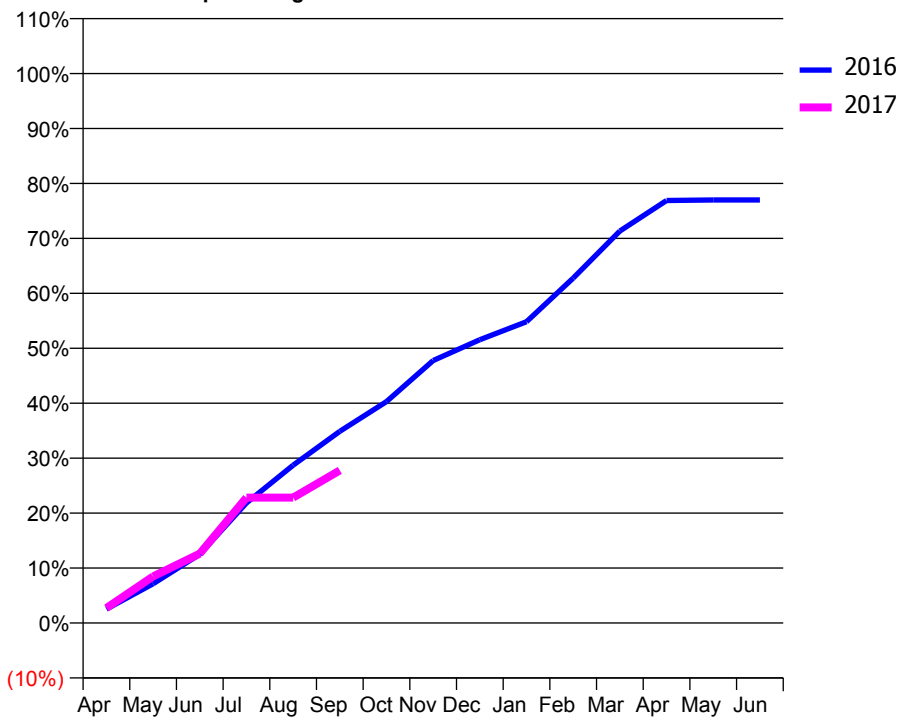
ACCESS*

Patients seen in 24 months	Total	Change since previous quarter
Quarter ending September 2015	914	
Quarter ending December 2015	877	↓
Quarter ending March 2016	840	↓
Quarter ending June 2016	817	↓
Quarter ending September 2016	791	↓
Variance since September 2015	(13.5%)	↓



ACTIVITY

Cumulative percentage of contracted UDA delivered 2016 & 2017



Adjusted Scheduled Activity (UDA)

Month	2016	2017
April	83	89
May	233	277
June	409	413
July	714	746
August	939	746
September	1,141	908
October	1,317	
November	1,561	
December	1,685	
January	1,793	
February	2,052	
March	2,332	
April	2,514	
May	2,517	
June	2,517	

QUALITY

	Quantity	Base Number	Contract	AT	Region	England
% of FP17s for the same patient ID Re-attending within 3 months - Children	11	420	2.6%	10.4%	11.8%	12.4%
% of FP17s for the same patient ID Re-attending within 3 months - Adults	16	129	12.4%	15.9%	17.1%	16.7%
% of FP17s for the same patient ID Re-attending between 3 & 9 months - Children	307	420	73.1%	47.1%	45.8%	57.4%
% of FP17s for the same patient ID Re-attending between 3 & 9 months - Adults	74	129	57.4%	37.7%	37.6%	50.5%
% of FP17s for Band 1 Urgent Courses	20	485	4.1%	10.1%	10.6%	9.1%
% of FP17s Relating to Free Repair or Replacements	0	485	0.0%	0.6%	0.6%	0.8%
% of FP17s Relating to Continuations	2	485	0.4%	1.1%	0.9%	1.3%
% of Patients satisfied with the dentistry they have received	0	1	N/A	90.5%	90.2%	93.2%
% of Patients satisfied with the time they had to wait for an appointment	0	1	N/A	85.8%	83.8%	89.0%

* This is based on patients treated on this contract for their most recent course of treatment. Figures in italics indicate the base number of FP17s or Patient Questionnaire responses are less than 100. N/A is shown where the base number of responses is less than 10 during the period. % is calculated as Quantity/Base number*100

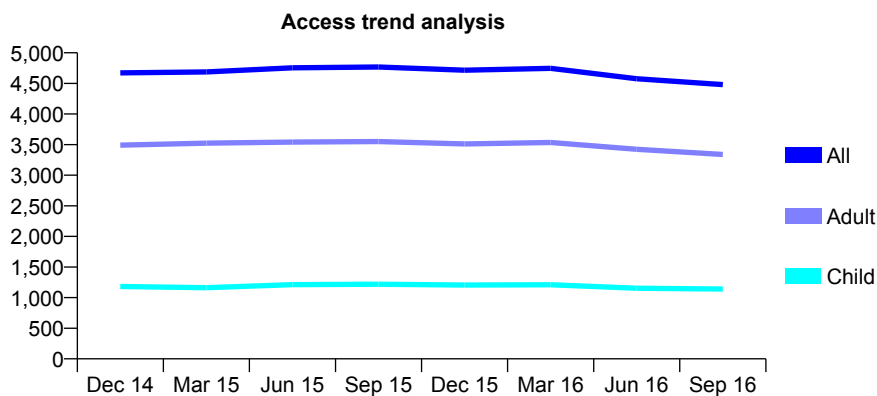
Q63 - Vital Signs At a Glance Contract Report for 146161/0001 - September 2016

Name or company name	a/s dental The Aesthetic Smile Studio
Contract type name	GDS Contract
Purpose of contract	General
Contract start date	01/04/2006
Contract end date	

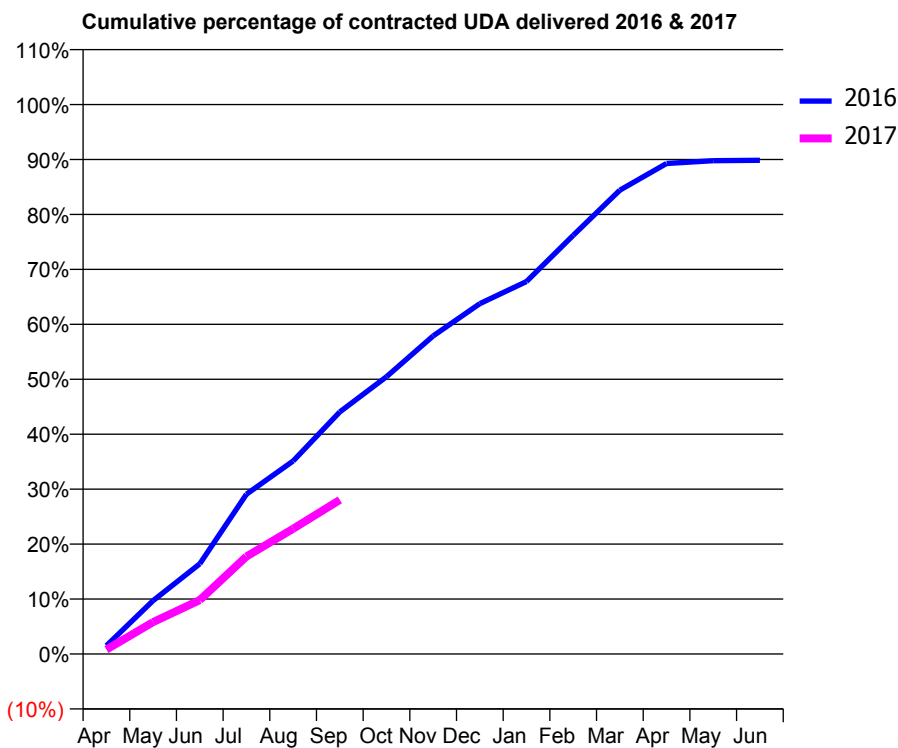
16/17 Contracted general activity (UDA)	11,777
Carry forward general activity (UDA)	0
16/17 Contracted orthodontic activity (UOA)	0
Carry forward orthodontic activity (UOA)	0
Baseline contract value	£276,598.12

ACCESS*

Patients seen in 24 months	Total	Change since previous quarter
Quarter ending September 2015	4,768	
Quarter ending December 2015	4,716	↓
Quarter ending March 2016	4,746	→
Quarter ending June 2016	4,576	↓
Quarter ending September 2016	4,480	↓
Variance since September 2015	(6.0%)	↓



ACTIVITY



Month	Adjusted Scheduled Activity (UDA)	
	2016	2017
April	178	95
May	1,143	685
June	1,933	1,157
July	3,427	2,092
August	4,136	2,684
September	5,189	3,302
October	5,943	
November	6,819	
December	7,509	
January	7,984	
February	8,973	
March	9,941	
April	10,512	
May	10,574	
June	10,582	

QUALITY

	Quantity	Base Number	Contract	AT	Region	England
% of FP17s for the same patient ID Re-attending within 3 months - Children	19	494	3.8%	10.4%	11.8%	12.4%
% of FP17s for the same patient ID Re-attending within 3 months - Adults	135	1,409	9.6%	15.9%	17.1%	16.7%
% of FP17s for the same patient ID Re-attending between 3 & 9 months - Children	167	494	33.8%	47.1%	45.8%	57.4%
% of FP17s for the same patient ID Re-attending between 3 & 9 months - Adults	566	1,409	40.2%	37.7%	37.6%	50.5%
% of FP17s for Band 1 Urgent Courses	192	1,553	12.4%	10.1%	10.6%	9.1%
% of FP17s Relating to Free Repair or Replacements	6	1,553	0.4%	0.6%	0.6%	0.8%
% of FP17s Relating to Continuations	5	1,553	0.3%	1.1%	0.9%	1.3%
% of Patients satisfied with the dentistry they have received	2	3	N/A	90.5%	90.2%	93.2%
% of Patients satisfied with the time they had to wait for an appointment	3	3	N/A	85.8%	83.8%	89.0%

* This is based on patients treated on this contract for their most recent course of treatment. Figures in italics indicate the base number of FP17s or Patient Questionnaire responses are less than 100. N/A is shown where the base number of responses is less than 10 during the period. % is calculated as Quantity/Base number*100

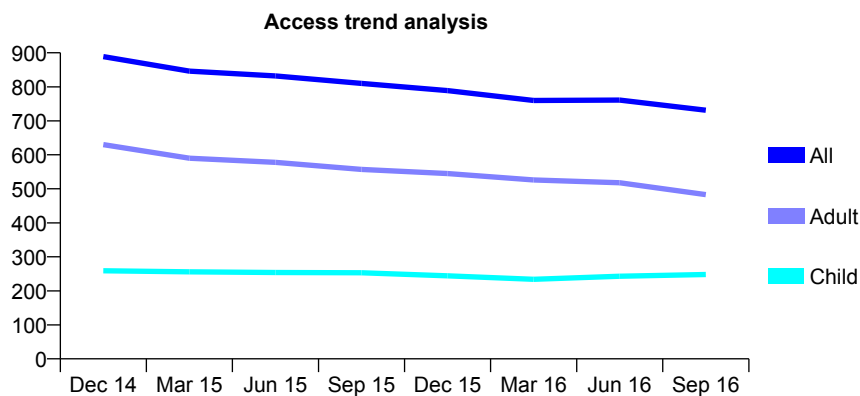
Q63 - Vital Signs At a Glance Contract Report for 146757/0001 - September 2016

Name or company name	Dental Matters
Contract type name	GDS Contract
Purpose of contract	General
Contract start date	01/11/2009
Contract end date	

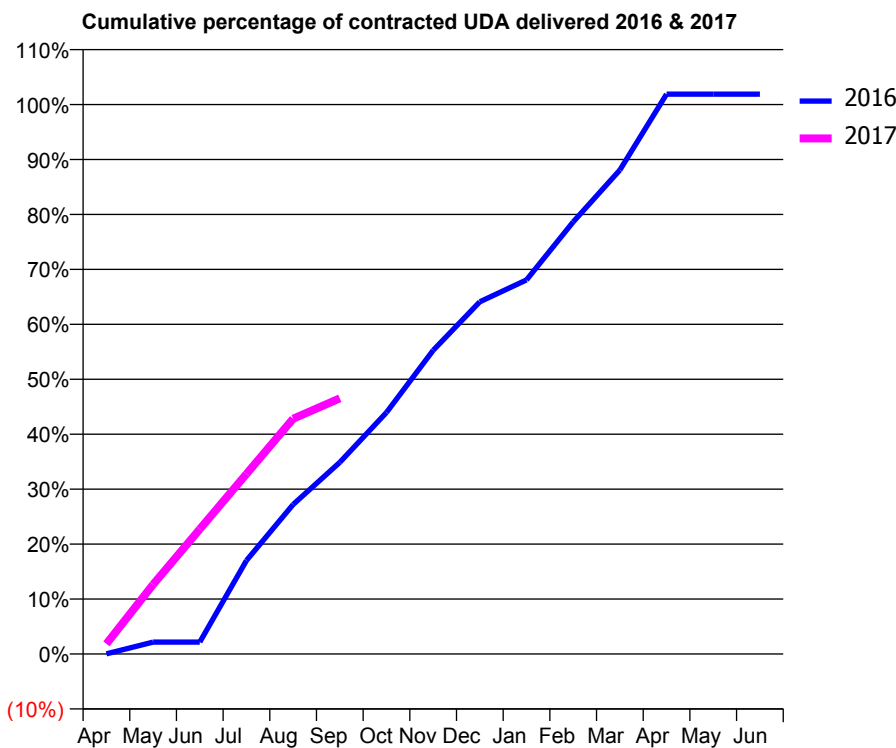
16/17 Contracted general activity (UDA)	3,000
Carry forward general activity (UDA)	-56
16/17 Contracted orthodontic activity (UOA)	0
Carry forward orthodontic activity (UOA)	0
Baseline contract value	£95,734.93

ACCESS*

Patients seen in 24 months	Total	Change since previous quarter
Quarter ending September 2015	810	
Quarter ending December 2015	789	↓
Quarter ending March 2016	760	↓
Quarter ending June 2016	761	→
Quarter ending September 2016	731	↓
Variance since September 2015	(9.8%)	↓



ACTIVITY



Month	Adjusted Scheduled Activity (UDA)	
	2016	2017
April	1	56
May	65	380
June	65	682
July	511	983
August	817	1,284
September	1,047	1,396
October	1,319	
November	1,658	
December	1,923	
January	2,042	
February	2,359	
March	2,642	
April	3,056	
May	3,056	
June	3,056	

QUALITY

	Quantity	Base Number	Contract	AT	Region	England
% of FP17s for the same patient ID Re-attending within 3 months - Children	9	114	7.9%	10.4%	11.8%	12.4%
% of FP17s for the same patient ID Re-attending within 3 months - Adults	48	192	25.0%	15.9%	17.1%	16.7%
% of FP17s for the same patient ID Re-attending between 3 & 9 months - Children	22	114	19.3%	47.1%	45.8%	57.4%
% of FP17s for the same patient ID Re-attending between 3 & 9 months - Adults	46	192	24.0%	37.7%	37.6%	50.5%
% of FP17s for Band 1 Urgent Courses	19	217	8.8%	10.1%	10.6%	9.1%
% of FP17s Relating to Free Repair or Replacements	1	217	0.5%	0.6%	0.6%	0.8%
% of FP17s Relating to Continuations	0	217	0.0%	1.1%	0.9%	1.3%
% of Patients satisfied with the dentistry they have received	0	0	N/A	90.5%	90.2%	93.2%
% of Patients satisfied with the time they had to wait for an appointment	0	0	N/A	85.8%	83.8%	89.0%

* This is based on patients treated on this contract for their most recent course of treatment. Figures in italics indicate the base number of FP17s or Patient Questionnaire responses are less than 100. N/A is shown where the base number of responses is less than 10 during the period. % is calculated as Quantity/Base number*100

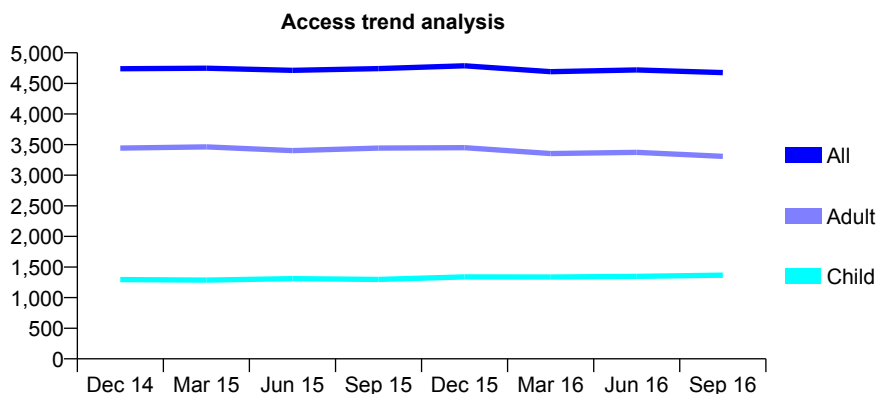
Q63 - Vital Signs At a Glance Contract Report for 147060/0001 - September 2016

Name or company name	Purley Whites Dental Care
Contract type name	GDS Contract
Purpose of contract	General and Orthodontic
Contract start date	01/04/2006
Contract end date	

16/17 Contracted general activity (UDA)	10,277
Carry forward general activity (UDA)	-145
16/17 Contracted orthodontic activity (UOA)	296
Carry forward orthodontic activity (UOA)	-6
Baseline contract value	£282,533.78

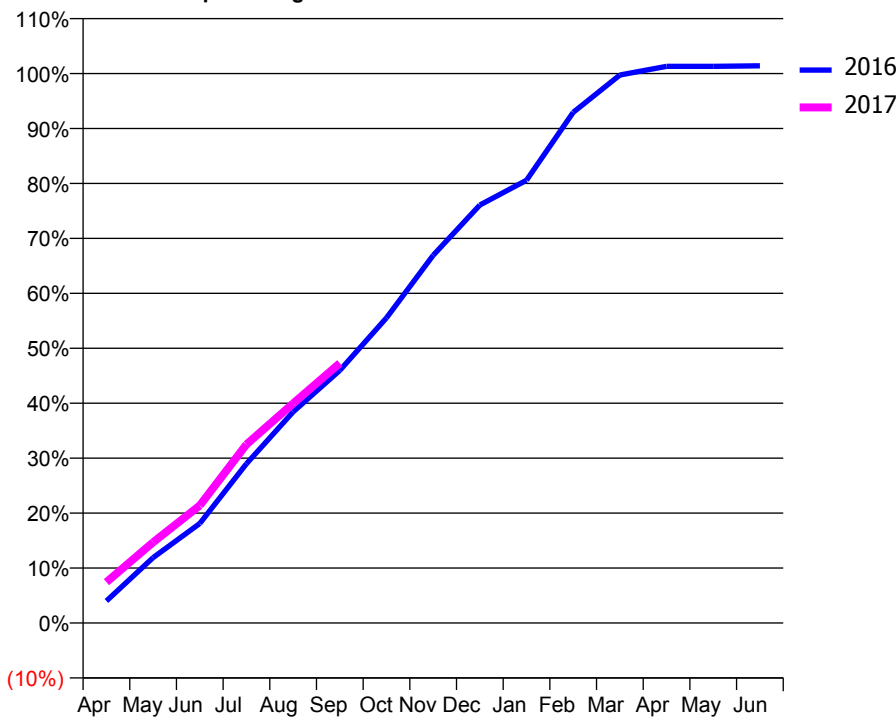
ACCESS*

Patients seen in 24 months	Total	Change since previous quarter
Quarter ending September 2015	4,741	
Quarter ending December 2015	4,787	→
Quarter ending March 2016	4,691	↓
Quarter ending June 2016	4,721	→
Quarter ending September 2016	4,676	→
Variance since September 2015	(1.4%)	↓



ACTIVITY

Cumulative percentage of contracted UDA delivered 2016 & 2017



Adjusted Scheduled Activity (UDA)

Month	2016	2017
April	412	765
May	1,223	1,509
June	1,863	2,198
July	2,980	3,341
August	3,949	4,107
September	4,725	4,859
October	5,707	
November	6,878	
December	7,818	
January	8,281	
February	9,552	
March	10,250	
April	10,410	
May	10,410	
June	10,422	

QUALITY

	Quantity	Base Number	Contract	AT	Region	England
% of FP17s for the same patient ID Re-attending within 3 months - Children	45	755	6.0%	10.4%	11.8%	12.4%
% of FP17s for the same patient ID Re-attending within 3 months - Adults	138	1,317	10.5%	15.9%	17.1%	16.7%
% of FP17s for the same patient ID Re-attending between 3 & 9 months - Children	309	755	40.9%	47.1%	45.8%	57.4%
% of FP17s for the same patient ID Re-attending between 3 & 9 months - Adults	339	1,317	25.7%	37.7%	37.6%	50.5%
% of FP17s for Band 1 Urgent Courses	74	1,979	3.7%	10.1%	10.6%	9.1%
% of FP17s Relating to Free Repair or Replacements	6	1,979	0.3%	0.6%	0.6%	0.8%
% of FP17s Relating to Continuations	46	1,979	2.3%	1.1%	0.9%	1.3%
% of Patients satisfied with the dentistry they have received	4	4	N/A	90.5%	90.2%	93.2%
% of Patients satisfied with the time they had to wait for an appointment	4	4	N/A	85.8%	83.8%	89.0%

* This is based on patients treated on this contract for their most recent course of treatment. Figures in italics indicate the base number of FP17s or Patient Questionnaire responses are less than 100. N/A is shown where the base number of responses is less than 10 during the period. % is calculated as Quantity/Base number*100

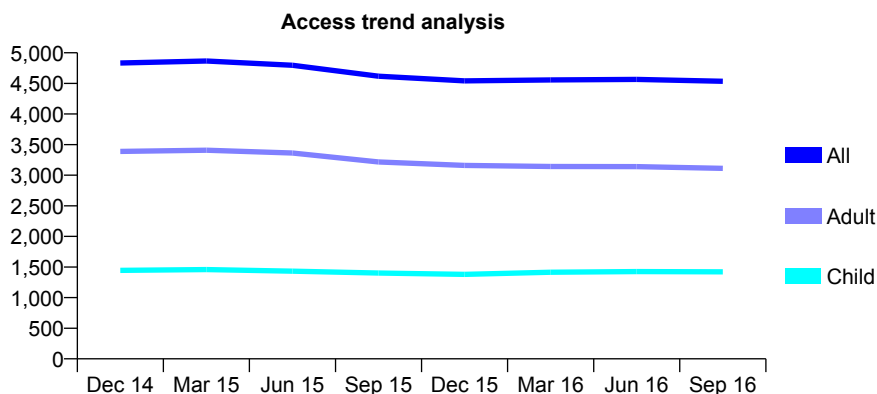
Q63 - Vital Signs At a Glance Contract Report for 147494/0001 - September 2016

Name or company name	Augustus Road Dental Practice
Contract type name	GDS Contract
Purpose of contract	General
Contract start date	06/11/2007
Contract end date	

16/17 Contracted general activity (UDA)	11,056
Carry forward general activity (UDA)	-221
16/17 Contracted orthodontic activity (UOA)	0
Carry forward orthodontic activity (UOA)	0
Baseline contract value	£370,177.59

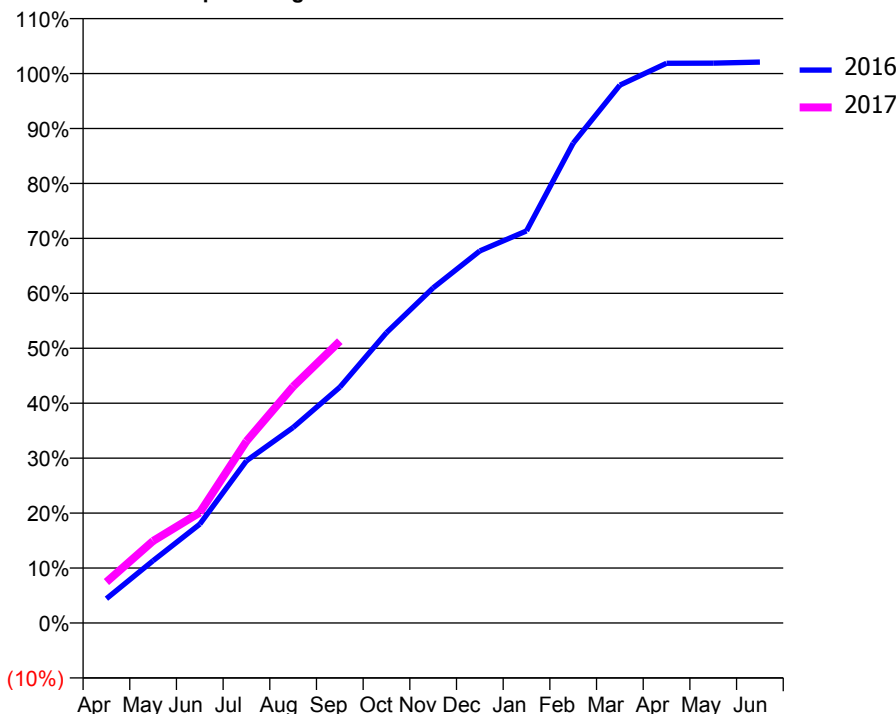
ACCESS*

Patients seen in 24 months	Total	Change since previous quarter
Quarter ending September 2015	4,618	
Quarter ending December 2015	4,541	↓
Quarter ending March 2016	4,556	→
Quarter ending June 2016	4,565	→
Quarter ending September 2016	4,534	→
Variance since September 2015	(1.8%)	↓



ACTIVITY

Cumulative percentage of contracted UDA delivered 2016 & 2017



Adjusted Scheduled Activity (UDA)

Month	2016	2017
April	490	825
May	1,253	1,652
June	1,990	2,224
July	3,263	3,659
August	3,935	4,757
September	4,744	5,670
October	5,842	
November	6,743	
December	7,487	
January	7,889	
February	9,656	
March	10,822	
April	11,262	
May	11,264	
June	11,285	

QUALITY

	Quantity	Base Number	Contract	AT	Region	England
% of FP17s for the same patient ID Re-attending within 3 months - Children	99	988	10.0%	10.4%	11.8%	12.4%
% of FP17s for the same patient ID Re-attending within 3 months - Adults	294	1,818	16.2%	15.9%	17.1%	16.7%
% of FP17s for the same patient ID Re-attending between 3 & 9 months - Children	483	988	48.9%	47.1%	45.8%	57.4%
% of FP17s for the same patient ID Re-attending between 3 & 9 months - Adults	756	1,818	41.6%	37.7%	37.6%	50.5%
% of FP17s for Band 1 Urgent Courses	313	2,601	12.0%	10.1%	10.6%	9.1%
% of FP17s Relating to Free Repair or Replacements	8	2,601	0.3%	0.6%	0.6%	0.8%
% of FP17s Relating to Continuations	13	2,601	0.5%	1.1%	0.9%	1.3%
% of Patients satisfied with the dentistry they have received	3	3	N/A	90.5%	90.2%	93.2%
% of Patients satisfied with the time they had to wait for an appointment	3	3	N/A	85.8%	83.8%	89.0%

* This is based on patients treated on this contract for their most recent course of treatment. Figures in italics indicate the base number of FP17s or Patient Questionnaire responses are less than 100. N/A is shown where the base number of responses is less than 10 during the period. % is calculated as Quantity/Base number*100

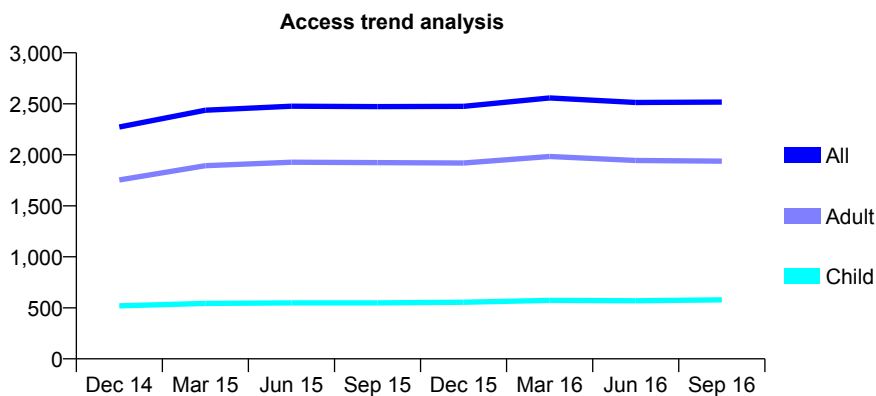
Q63 - Vital Signs At a Glance Contract Report for 149381/0001 - September 2016

Name or company name	Leong & Motlagh
Contract type name	GDS Contract
Purpose of contract	General
Contract start date	28/03/2013
Contract end date	

16/17 Contracted general activity (UDA)	7,581
Carry forward general activity (UDA)	14
16/17 Contracted orthodontic activity (UOA)	0
Carry forward orthodontic activity (UOA)	0
Baseline contract value	£225,375.64

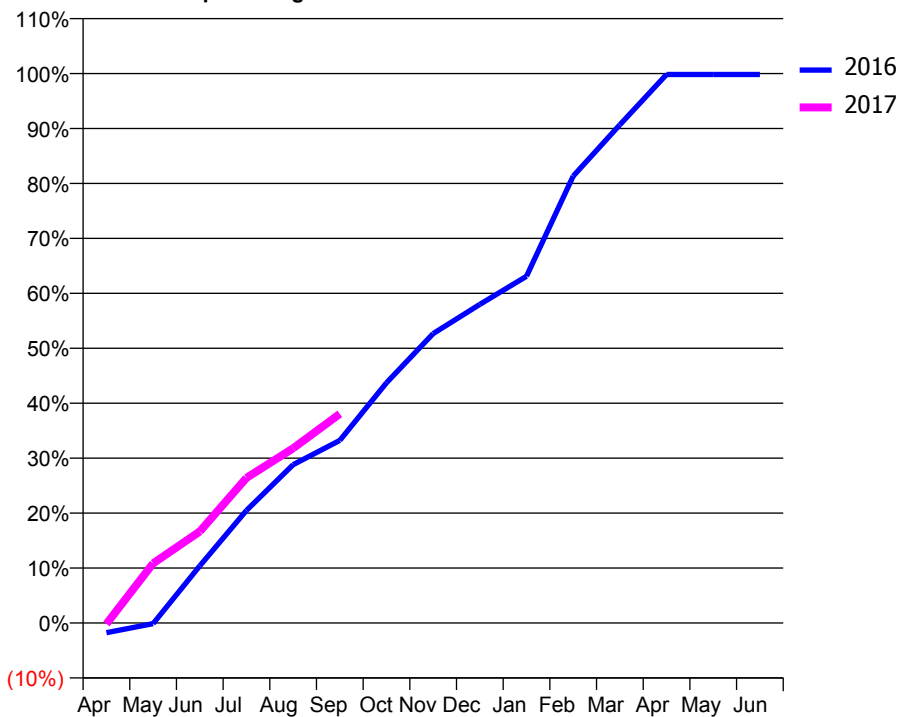
ACCESS*

Patients seen in 24 months	Total	Change since previous quarter
Quarter ending September 2015	2,472	
Quarter ending December 2015	2,475	→
Quarter ending March 2016	2,557	↑
Quarter ending June 2016	2,513	↓
Quarter ending September 2016	2,517	→
Variance since September 2015	1.8%	→



ACTIVITY

Cumulative percentage of contracted UDA delivered 2016 & 2017



Month	Adjusted Scheduled Activity (UDA)	
	2016	2017
April	-136	-14
May	-11	823
June	789	1,263
July	1,553	2,003
August	2,185	2,411
September	2,519	2,885
October	3,314	
November	3,992	
December	4,395	
January	4,784	
February	6,165	
March	6,874	
April	7,567	
May	7,567	
June	7,567	

QUALITY

	Quantity	Base Number	Contract	AT	Region	England
% of FP17s for the same patient ID Re-attending within 3 months - Children	21	322	6.5%	10.4%	11.8%	12.4%
% of FP17s for the same patient ID Re-attending within 3 months - Adults	113	981	11.5%	15.9%	17.1%	16.7%
% of FP17s for the same patient ID Re-attending between 3 & 9 months - Children	122	322	37.9%	47.1%	45.8%	57.4%
% of FP17s for the same patient ID Re-attending between 3 & 9 months - Adults	368	981	37.5%	37.7%	37.6%	50.5%
% of FP17s for Band 1 Urgent Courses	77	1,136	6.8%	10.1%	10.6%	9.1%
% of FP17s Relating to Free Repair or Replacements	28	1,136	2.5%	0.6%	0.6%	0.8%
% of FP17s Relating to Continuations	25	1,136	2.2%	1.1%	0.9%	1.3%
% of Patients satisfied with the dentistry they have received	0	0	N/A	90.5%	90.2%	93.2%
% of Patients satisfied with the time they had to wait for an appointment	0	0	N/A	85.8%	83.8%	89.0%

* This is based on patients treated on this contract for their most recent course of treatment. Figures in italics indicate the base number of FP17s or Patient Questionnaire responses are less than 100. N/A is shown where the base number of responses is less than 10 during the period. % is calculated as Quantity/Base number*100

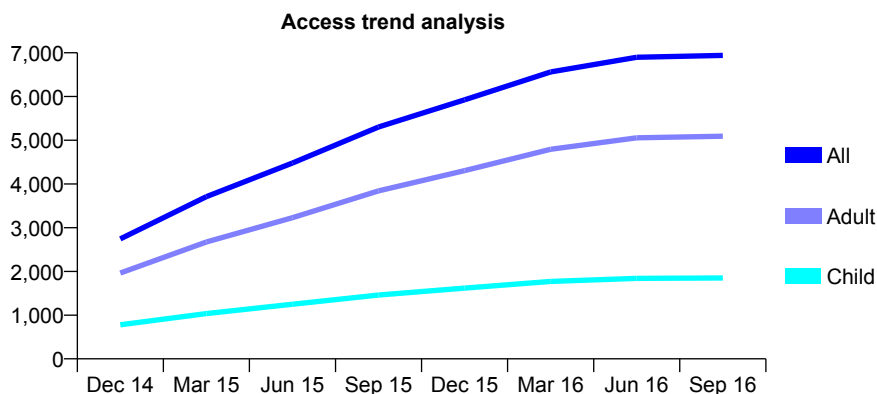
Q63 - Vital Signs At a Glance Contract Report for 149659/0001 - September 2016

Name or company name	Dr A Prashad (962465) and Dr Meeraj Pate
Contract type name	GDS Contract
Purpose of contract	General
Contract start date	01/06/2014
Contract end date	

16/17 Contracted general activity (UDA)	14,000
Carry forward general activity (UDA)	137
16/17 Contracted orthodontic activity (UOA)	0
Carry forward orthodontic activity (UOA)	0
Baseline contract value	£315,327.07

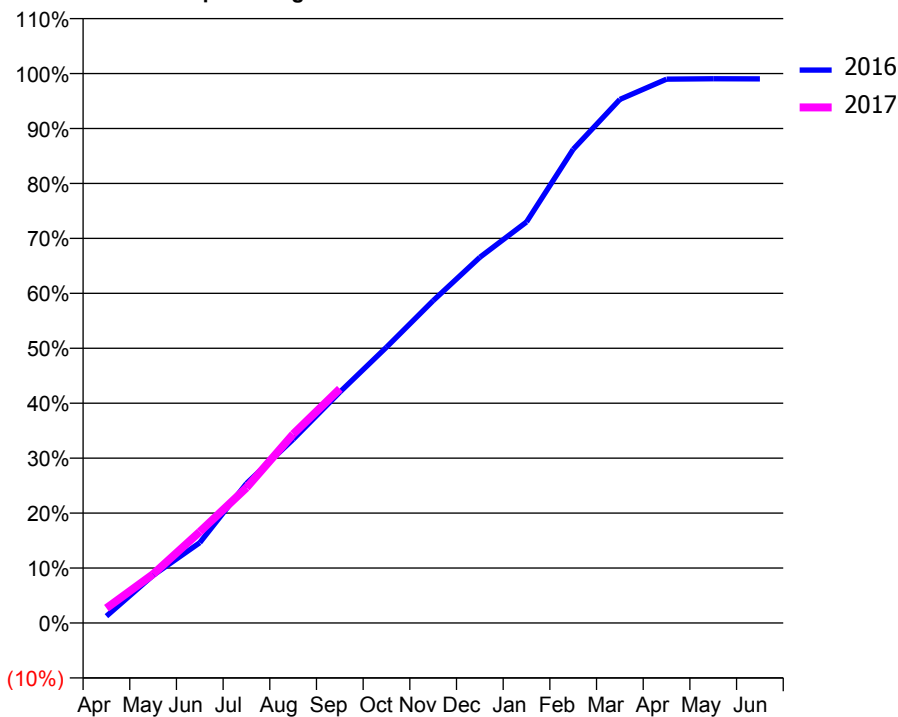
ACCESS*

Patients seen in 24 months	Total	Change since previous quarter
Quarter ending September 2015	5,303	
Quarter ending December 2015	5,925	↑
Quarter ending March 2016	6,562	↑
Quarter ending June 2016	6,897	↑
Quarter ending September 2016	6,942	→
Variance since September 2015	30.9%	↑



ACTIVITY

Cumulative percentage of contracted UDA delivered 2016 & 2017



Month	Adjusted Scheduled Activity (UDA)	
	2016	2017
April	177	380
May	1,213	1,246
June	2,046	2,327
July	3,554	3,445
August	4,678	4,811
September	5,881	5,966
October	7,028	
November	8,212	
December	9,319	
January	10,218	
February	12,070	
March	13,340	
April	13,856	
May	13,865	
June	13,863	

QUALITY

	Quantity	Base Number	Contract	AT	Region	England
% of FP17s for the same patient ID Re-attending within 3 months - Children	52	1,103	4.7%	10.4%	11.8%	12.4%
% of FP17s for the same patient ID Re-attending within 3 months - Adults	321	2,687	11.9%	15.9%	17.1%	16.7%
% of FP17s for the same patient ID Re-attending between 3 & 9 months - Children	535	1,103	48.5%	47.1%	45.8%	57.4%
% of FP17s for the same patient ID Re-attending between 3 & 9 months - Adults	977	2,687	36.4%	37.7%	37.6%	50.5%
% of FP17s for Band 1 Urgent Courses	212	3,009	7.0%	10.1%	10.6%	9.1%
% of FP17s Relating to Free Repair or Replacements	15	3,009	0.5%	0.6%	0.6%	0.8%
% of FP17s Relating to Continuations	7	3,009	0.2%	1.1%	0.9%	1.3%
% of Patients satisfied with the dentistry they have received	3	3	N/A	90.5%	90.2%	93.2%
% of Patients satisfied with the time they had to wait for an appointment	2	3	N/A	85.8%	83.8%	89.0%

* This is based on patients treated on this contract for their most recent course of treatment. Figures in italics indicate the base number of FP17s or Patient Questionnaire responses are less than 100. N/A is shown where the base number of responses is less than 10 during the period. % is calculated as Quantity/Base number*100

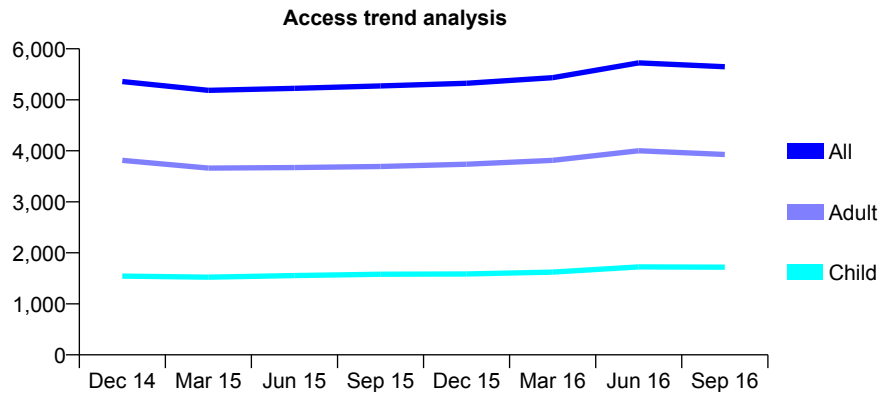
Q63 - Vital Signs At a Glance Contract Report for 151335/0001 - September 2016

Name or company name	Peckham Dental Care
Contract type name	GDS Contract
Purpose of contract	General
Contract start date	01/04/2008
Contract end date	

16/17 Contracted general activity (UDA)	24,000
Carry forward general activity (UDA)	738
16/17 Contracted orthodontic activity (UOA)	0
Carry forward orthodontic activity (UOA)	0
Baseline contract value	£575,764.72

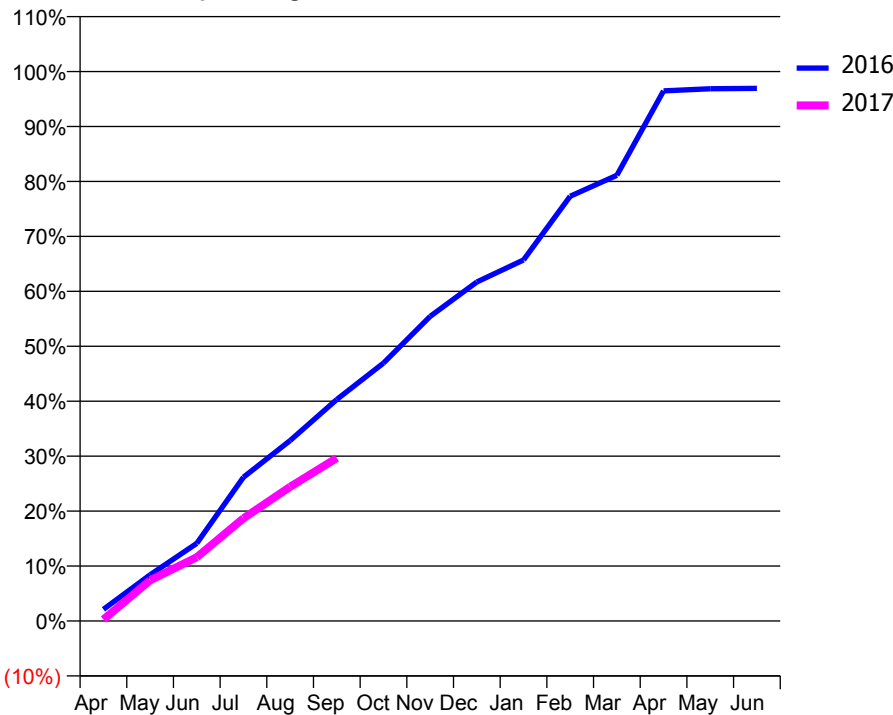
ACCESS*

Patients seen in 24 months	Total	Change since previous quarter
Quarter ending September 2015	5,273	
Quarter ending December 2015	5,324	→
Quarter ending March 2016	5,435	↑
Quarter ending June 2016	5,725	↑
Quarter ending September 2016	5,648	↓
Variance since September 2015	7.1%	↑



ACTIVITY

Cumulative percentage of contracted UDA delivered 2016 & 2017



Month	Adjusted Scheduled Activity (UDA)	
	2016	2017
April	509	66
May	2,017	1,778
June	3,395	2,785
July	6,280	4,486
August	7,883	5,860
September	9,678	7,123
October	11,268	
November	13,302	
December	14,810	
January	15,768	
February	18,554	
March	19,467	
April	23,155	
May	23,246	
June	23,262	

QUALITY

	Quantity	Base Number	Contract	AT	Region	England
% of FP17s for the same patient ID Re-attending within 3 months - Children	61	1,074	5.7%	10.4%	11.8%	12.4%
% of FP17s for the same patient ID Re-attending within 3 months - Adults	290	2,174	13.3%	15.9%	17.1%	16.7%
% of FP17s for the same patient ID Re-attending between 3 & 9 months - Children	402	1,074	37.4%	47.1%	45.8%	57.4%
% of FP17s for the same patient ID Re-attending between 3 & 9 months - Adults	621	2,174	28.6%	37.7%	37.6%	50.5%
% of FP17s for Band 1 Urgent Courses	238	2,279	10.4%	10.1%	10.6%	9.1%
% of FP17s Relating to Free Repair or Replacements	3	2,279	0.1%	0.6%	0.6%	0.8%
% of FP17s Relating to Continuations	44	2,279	1.9%	1.1%	0.9%	1.3%
% of Patients satisfied with the dentistry they have received	3	3	N/A	90.5%	90.2%	93.2%
% of Patients satisfied with the time they had to wait for an appointment	2	3	N/A	85.8%	83.8%	89.0%

* This is based on patients treated on this contract for their most recent course of treatment. Figures in italics indicate the base number of FP17s or Patient Questionnaire responses are less than 100. N/A is shown where the base number of responses is less than 10 during the period. % is calculated as Quantity/Base number*100

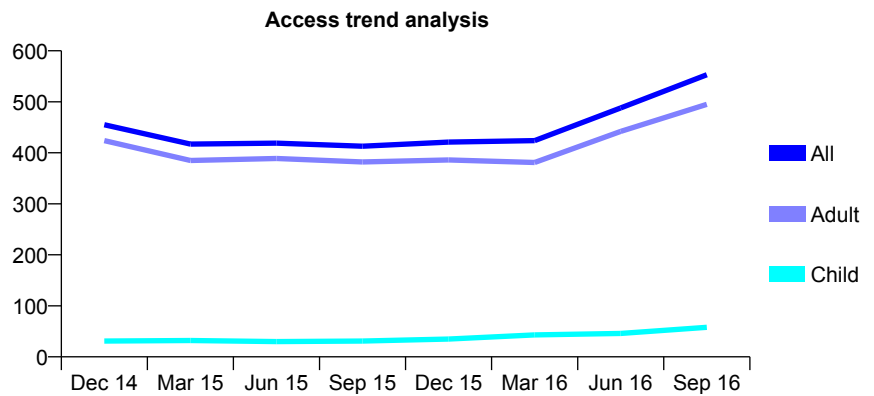
Q63 - Vital Signs At a Glance Contract Report for 152722/0001 - September 2016

Name or company name	Greenwich & Bexley Emergency Dental Ser
Contract type name	PDS Contract
Purpose of contract	General
Contract start date	01/04/2011
Contract end date	31/03/2017

16/17 Contracted general activity (UDA)	1,994
Carry forward general activity (UDA)	0
16/17 Contracted orthodontic activity (UOA)	0
Carry forward orthodontic activity (UOA)	0
Baseline contract value	£112,000.00

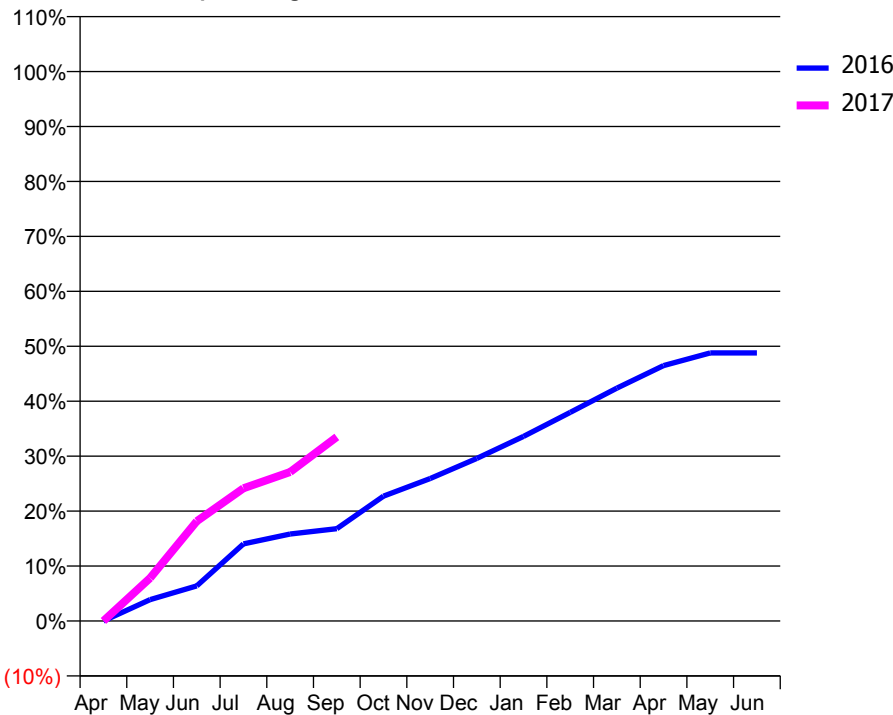
ACCESS*

Patients seen in 24 months	Total	Change since previous quarter
Quarter ending September 2015	413	
Quarter ending December 2015	421	→
Quarter ending March 2016	424	→
Quarter ending June 2016	488	↑
Quarter ending September 2016	553	↑
Variance since September 2015	33.9%	↑



ACTIVITY

Cumulative percentage of contracted UDA delivered 2016 & 2017



Month	Adjusted Scheduled Activity (UDA)	
	2016	2017
April	0	0
May	52	156
June	86	362
July	189	482
August	213	541
September	226	668
October	305	
November	348	
December	398	
January	452	
February	510	
March	570	
April	625	
May	656	
June	656	

QUALITY

	Quantity	Base Number	Contract	AT	Region	England
% of FP17s for the same patient ID Re-attending within 3 months - Children	0	71	0.0%	10.4%	11.8%	12.4%
% of FP17s for the same patient ID Re-attending within 3 months - Adults	3	590	0.5%	15.9%	17.1%	16.7%
% of FP17s for the same patient ID Re-attending between 3 & 9 months - Children	0	71	0.0%	47.1%	45.8%	57.4%
% of FP17s for the same patient ID Re-attending between 3 & 9 months - Adults	1	590	0.2%	37.7%	37.6%	50.5%
% of FP17s for Band 1 Urgent Courses	554	565	98.1%	10.1%	10.6%	9.1%
% of FP17s Relating to Free Repair or Replacements	0	565	0.0%	0.6%	0.6%	0.8%
% of FP17s Relating to Continuations	0	565	0.0%	1.1%	0.9%	1.3%
% of Patients satisfied with the dentistry they have received	1	2	N/A	90.5%	90.2%	93.2%
% of Patients satisfied with the time they had to wait for an appointment	1	2	N/A	85.8%	83.8%	89.0%

* This is based on patients treated on this contract for their most recent course of treatment. Figures in italics indicate the base number of FP17s or Patient Questionnaire responses are less than 100. N/A is shown where the base number of responses is less than 10 during the period. % is calculated as Quantity/Base number*100

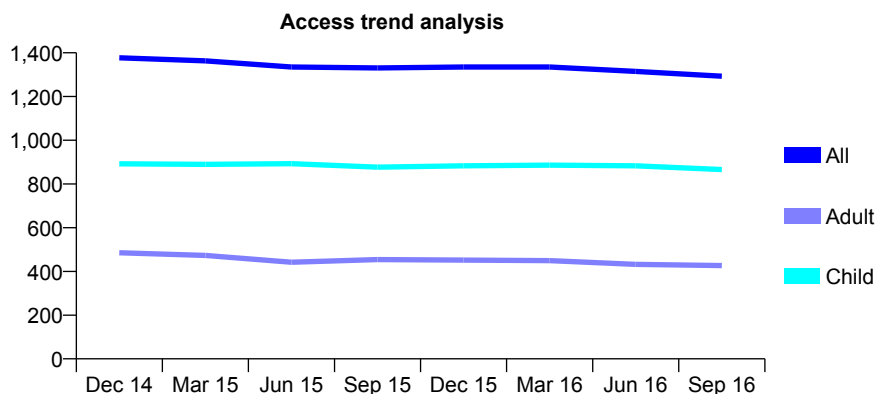
Q63 - Vital Signs At a Glance Contract Report for 152749/0001 - September 2016

Name or company name	Miss B Huggins & Mr T Hind
Contract type name	GDS Contract
Purpose of contract	General
Contract start date	01/11/2012
Contract end date	

16/17 Contracted general activity (UDA)	3,500
Carry forward general activity (UDA)	0
16/17 Contracted orthodontic activity (UOA)	0
Carry forward orthodontic activity (UOA)	0
Baseline contract value	£94,173.85

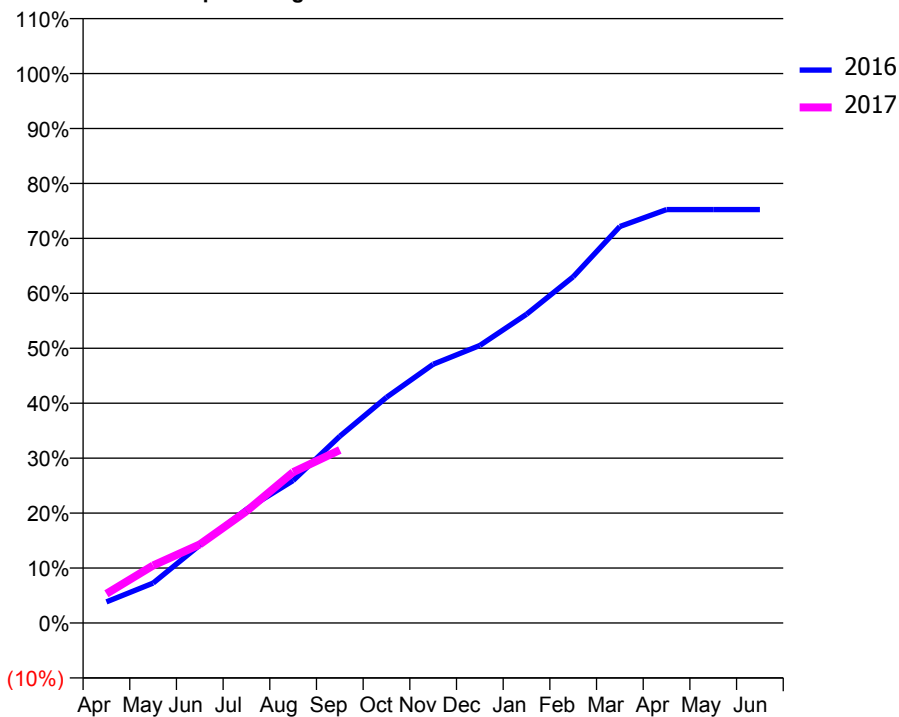
ACCESS*

Patients seen in 24 months	Total	Change since previous quarter
Quarter ending September 2015	1,331	
Quarter ending December 2015	1,335	→
Quarter ending March 2016	1,335	→
Quarter ending June 2016	1,315	↓
Quarter ending September 2016	1,293	↓
Variance since September 2015	(2.9%)	↓



ACTIVITY

Cumulative percentage of contracted UDA delivered 2016 & 2017



Month	Adjusted Scheduled Activity (UDA)	
	2016	2017
April	135	186
May	254	367
June	496	501
July	724	712
August	907	961
September	1,190	1,102
October	1,438	
November	1,648	
December	1,768	
January	1,967	
February	2,205	
March	2,525	
April	2,633	
May	2,633	
June	2,633	

QUALITY

	Quantity	Base Number	Contract	AT	Region	England
% of FP17s for the same patient ID Re-attending within 3 months - Children	35	508	6.9%	10.4%	11.8%	12.4%
% of FP17s for the same patient ID Re-attending within 3 months - Adults	47	193	24.4%	15.9%	17.1%	16.7%
% of FP17s for the same patient ID Re-attending between 3 & 9 months - Children	198	508	39.0%	47.1%	45.8%	57.4%
% of FP17s for the same patient ID Re-attending between 3 & 9 months - Adults	67	193	34.7%	37.7%	37.6%	50.5%
% of FP17s for Band 1 Urgent Courses	76	643	11.8%	10.1%	10.6%	9.1%
% of FP17s Relating to Free Repair or Replacements	0	643	0.0%	0.6%	0.6%	0.8%
% of FP17s Relating to Continuations	7	643	1.1%	1.1%	0.9%	1.3%
% of Patients satisfied with the dentistry they have received	2	2	N/A	90.5%	90.2%	93.2%
% of Patients satisfied with the time they had to wait for an appointment	2	2	N/A	85.8%	83.8%	89.0%

* This is based on patients treated on this contract for their most recent course of treatment. Figures in italics indicate the base number of FP17s or Patient Questionnaire responses are less than 100. N/A is shown where the base number of responses is less than 10 during the period. % is calculated as Quantity/Base number*100

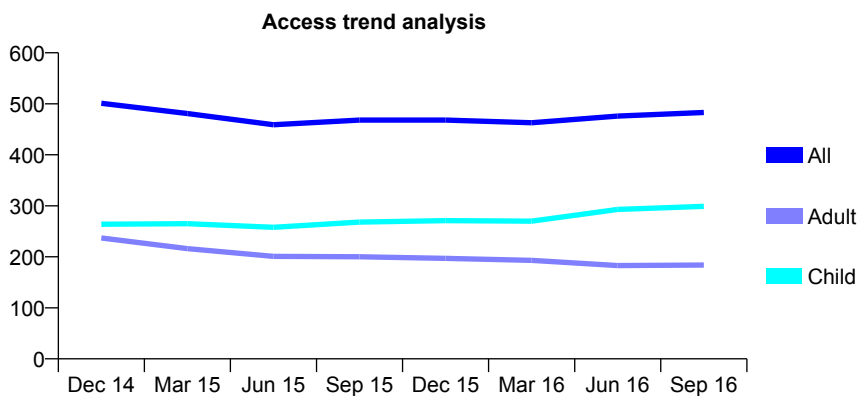
Q63 - Vital Signs At a Glance Contract Report for 154717/0001 - September 2016

Name or company name	Welling Corner Dental Practice Ltd
Contract type name	GDS Contract
Purpose of contract	General
Contract start date	01/11/2012
Contract end date	

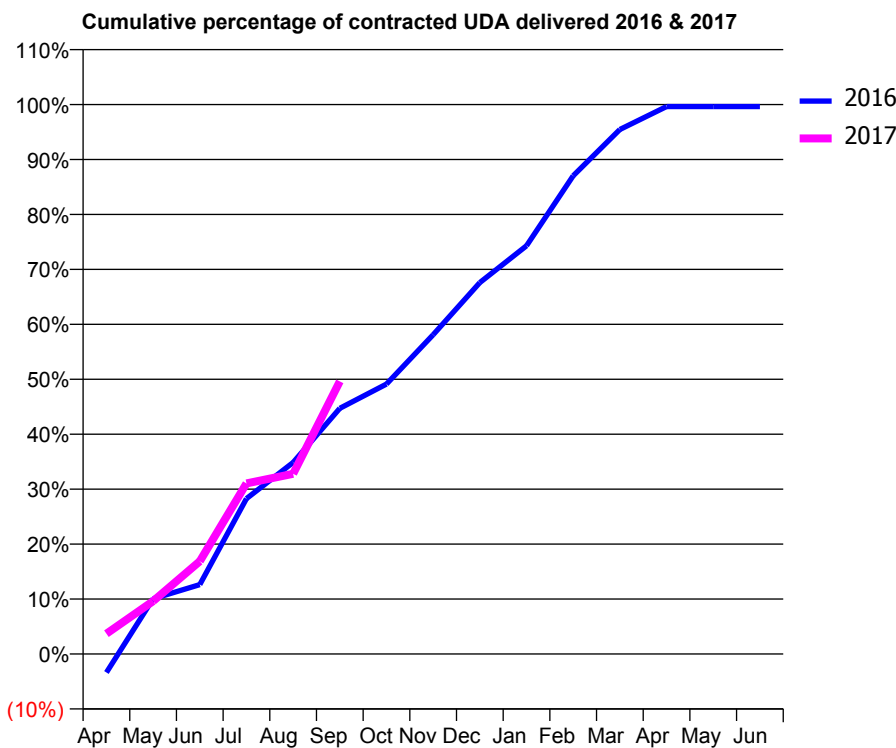
16/17 Contracted general activity (UDA)	1,922
Carry forward general activity (UDA)	7
16/17 Contracted orthodontic activity (UOA)	0
Carry forward orthodontic activity (UOA)	0
Baseline contract value	£48,545.21

ACCESS*

Patients seen in 24 months	Total	Change since previous quarter
Quarter ending September 2015	468	
Quarter ending December 2015	468	→
Quarter ending March 2016	463	↓
Quarter ending June 2016	476	↑
Quarter ending September 2016	483	→
Variance since September 2015	3.2%	↑



ACTIVITY



Month	Adjusted Scheduled Activity (UDA)	
	2016	2017
April	-65	71
May	193	185
June	243	324
July	544	597
August	670	630
September	859	953
October	944	
November	1,117	
December	1,299	
January	1,428	
February	1,673	
March	1,835	
April	1,915	
May	1,915	
June	1,915	

QUALITY

	Quantity	Base Number	Contract	AT	Region	England
% of FP17s for the same patient ID Re-attending within 3 months - Children	21	232	9.1%	10.4%	11.8%	12.4%
% of FP17s for the same patient ID Re-attending within 3 months - Adults	30	114	26.3%	15.9%	17.1%	16.7%
% of FP17s for the same patient ID Re-attending between 3 & 9 months - Children	97	232	41.8%	47.1%	45.8%	57.4%
% of FP17s for the same patient ID Re-attending between 3 & 9 months - Adults	38	114	33.3%	37.7%	37.6%	50.5%
% of FP17s for Band 1 Urgent Courses	22	324	6.8%	10.1%	10.6%	9.1%
% of FP17s Relating to Free Repair or Replacements	0	324	0.0%	0.6%	0.6%	0.8%
% of FP17s Relating to Continuations	4	324	1.2%	1.1%	0.9%	1.3%
% of Patients satisfied with the dentistry they have received	0	0	N/A	90.5%	90.2%	93.2%
% of Patients satisfied with the time they had to wait for an appointment	0	0	N/A	85.8%	83.8%	89.0%

* This is based on patients treated on this contract for their most recent course of treatment. Figures in italics indicate the base number of FP17s or Patient Questionnaire responses are less than 100. N/A is shown where the base number of responses is less than 10 during the period. % is calculated as Quantity/Base number*100

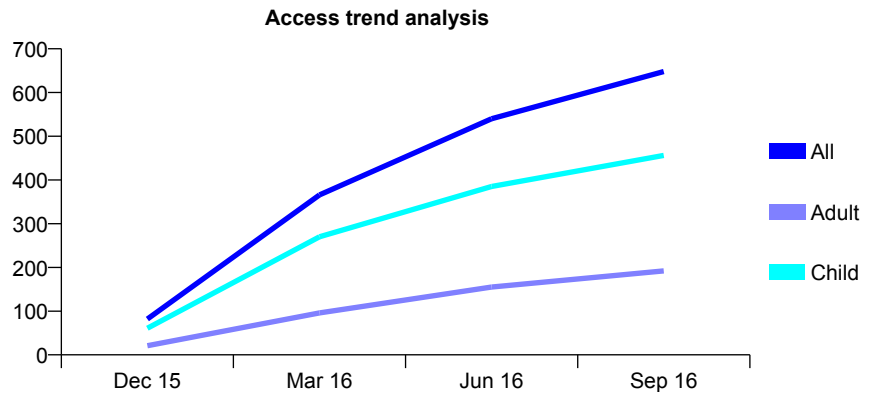
Q63 - Vital Signs At a Glance Contract Report for 154725/0001 - September 2016

Name or company name	Purav Patel
Contract type name	GDS Contract
Purpose of contract	General
Contract start date	01/12/2015
Contract end date	

16/17 Contracted general activity (UDA)	3,250
Carry forward general activity (UDA)	0
16/17 Contracted orthodontic activity (UOA)	0
Carry forward orthodontic activity (UOA)	0
Baseline contract value	£86,144.60

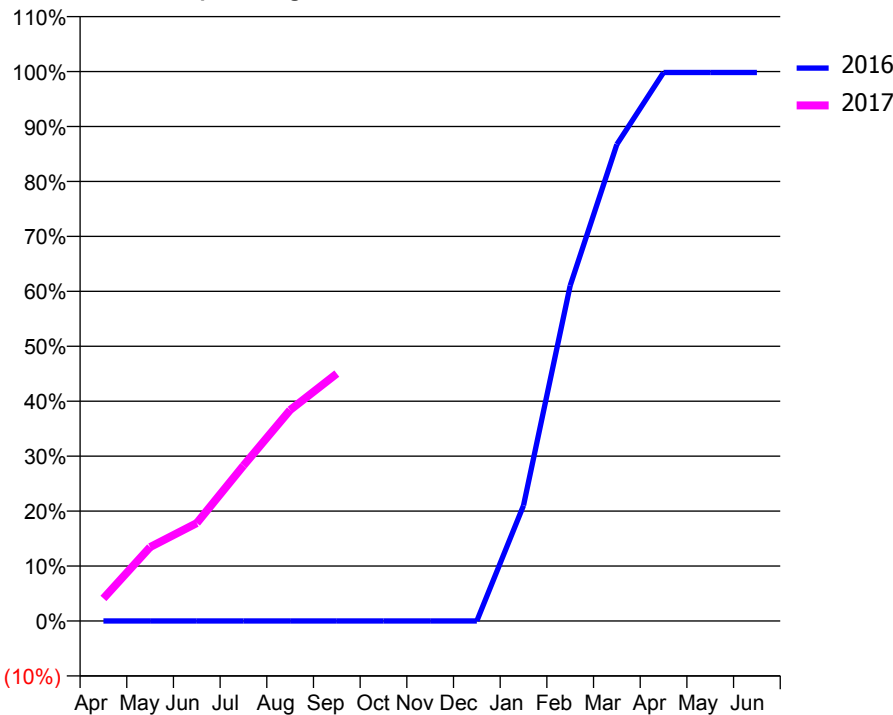
ACCESS*

Patients seen in 24 months	Total	Change since previous quarter
Quarter ending September 2015	0	
Quarter ending December 2015	82	↑
Quarter ending March 2016	366	↑
Quarter ending June 2016	540	↑
Quarter ending September 2016	648	↑
Variance since September 2015	N/A	



ACTIVITY

Cumulative percentage of contracted UDA delivered 2016 & 2017



Month	Adjusted Scheduled Activity (UDA)	
	2016	2017
April	0	134
May	0	438
June	0	579
July	0	919
August	0	1,248
September	0	1,463
October	0	
November	0	
December	0	
January	228	
February	661	
March	939	
April	1,081	
May	1,081	
June	1,081	

QUALITY

	Quantity	Base Number	Contract	AT	Region	England
% of FP17s for the same patient ID Re-attending within 3 months - Children	25	394	6.3%	10.4%	11.8%	12.4%
% of FP17s for the same patient ID Re-attending within 3 months - Adults	27	163	16.6%	15.9%	17.1%	16.7%
% of FP17s for the same patient ID Re-attending between 3 & 9 months - Children	110	394	27.9%	47.1%	45.8%	57.4%
% of FP17s for the same patient ID Re-attending between 3 & 9 months - Adults	29	163	17.8%	37.7%	37.6%	50.5%
% of FP17s for Band 1 Urgent Courses	32	502	6.4%	10.1%	10.6%	9.1%
% of FP17s Relating to Free Repair or Replacements	0	502	0.0%	0.6%	0.6%	0.8%
% of FP17s Relating to Continuations	0	502	0.0%	1.1%	0.9%	1.3%
% of Patients satisfied with the dentistry they have received	1	1	N/A	90.5%	90.2%	93.2%
% of Patients satisfied with the time they had to wait for an appointment	1	1	N/A	85.8%	83.8%	89.0%

* This is based on patients treated on this contract for their most recent course of treatment. Figures in italics indicate the base number of FP17s or Patient Questionnaire responses are less than 100. N/A is shown where the base number of responses is less than 10 during the period. % is calculated as Quantity/Base number*100

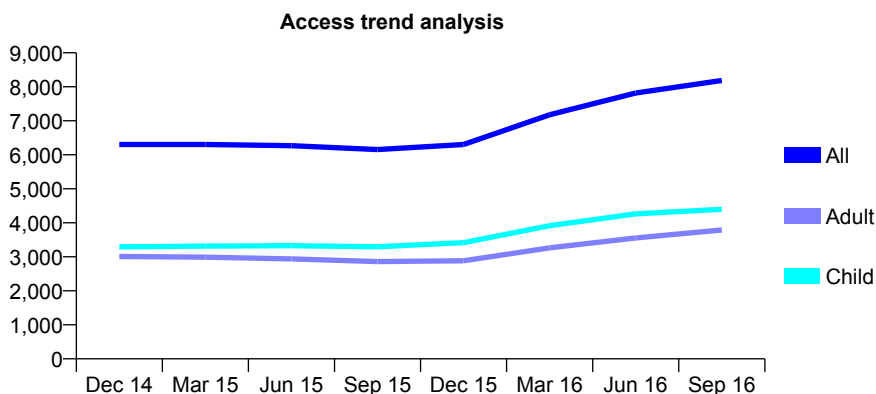
Q63 - Vital Signs At a Glance Contract Report for 155381/0001 - September 2016

Name or company name	Gallions Reach Dental Clinic Limited
Contract type name	GDS Contract
Purpose of contract	General
Contract start date	01/04/2011
Contract end date	

16/17 Contracted general activity (UDA)	24,573
Carry forward general activity (UDA)	0
16/17 Contracted orthodontic activity (UOA)	0
Carry forward orthodontic activity (UOA)	0
Baseline contract value	£1,016,934.54

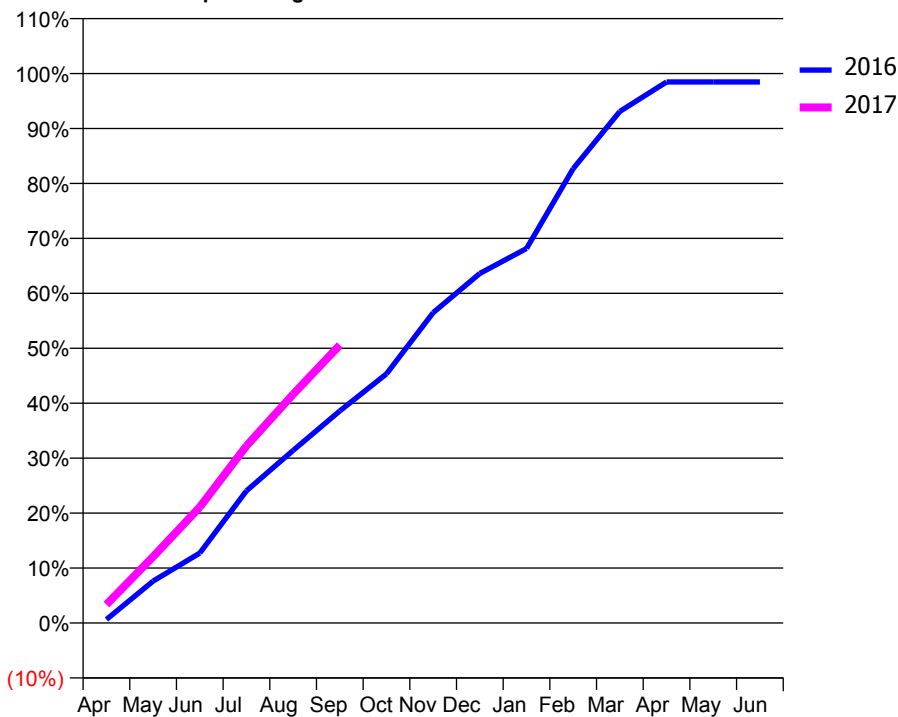
ACCESS*

Patients seen in 24 months	Total	Change since previous quarter
Quarter ending September 2015	6,156	
Quarter ending December 2015	6,302	↑
Quarter ending March 2016	7,178	↑
Quarter ending June 2016	7,819	↑
Quarter ending September 2016	8,187	↑
Variance since September 2015	33.0%	↑



ACTIVITY

Cumulative percentage of contracted UDA delivered 2016 & 2017



Adjusted Scheduled Activity (UDA)

Month	2016	2017
April	159	828
May	1,877	2,967
June	3,125	5,188
July	5,911	7,919
August	7,719	10,232
September	9,484	12,429
October	11,139	
November	13,881	
December	15,635	
January	16,745	
February	20,319	
March	22,876	
April	24,194	
May	24,195	
June	24,195	

QUALITY

	Quantity	Base Number	Contract	AT	Region	England
% of FP17s for the same patient ID Re-attending within 3 months - Children	109	2,948	3.7%	10.4%	11.8%	12.4%
% of FP17s for the same patient ID Re-attending within 3 months - Adults	260	2,347	11.1%	15.9%	17.1%	16.7%
% of FP17s for the same patient ID Re-attending between 3 & 9 months - Children	997	2,948	33.8%	47.1%	45.8%	57.4%
% of FP17s for the same patient ID Re-attending between 3 & 9 months - Adults	537	2,347	22.9%	37.7%	37.6%	50.5%
% of FP17s for Band 1 Urgent Courses	183	4,816	3.8%	10.1%	10.6%	9.1%
% of FP17s Relating to Free Repair or Replacements	2	4,816	0.0%	0.6%	0.6%	0.8%
% of FP17s Relating to Continuations	65	4,816	1.3%	1.1%	0.9%	1.3%
% of Patients satisfied with the dentistry they have received	1	1	N/A	90.5%	90.2%	93.2%
% of Patients satisfied with the time they had to wait for an appointment	0	1	N/A	85.8%	83.8%	89.0%

* This is based on patients treated on this contract for their most recent course of treatment. Figures in italics indicate the base number of FP17s or Patient Questionnaire responses are less than 100. N/A is shown where the base number of responses is less than 10 during the period. % is calculated as Quantity/Base number*100

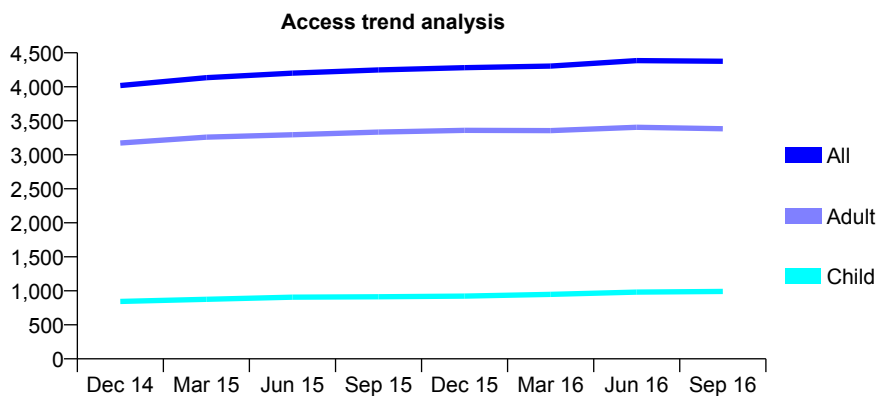
Q63 - Vital Signs At a Glance Contract Report for 155454/0001 - September 2016

Name or company name	Dhiman Dental Surgery
Contract type name	GDS Contract
Purpose of contract	General
Contract start date	12/07/2012
Contract end date	

16/17 Contracted general activity (UDA)	10,000
Carry forward general activity (UDA)	172
16/17 Contracted orthodontic activity (UOA)	0
Carry forward orthodontic activity (UOA)	0
Baseline contract value	£265,603.29

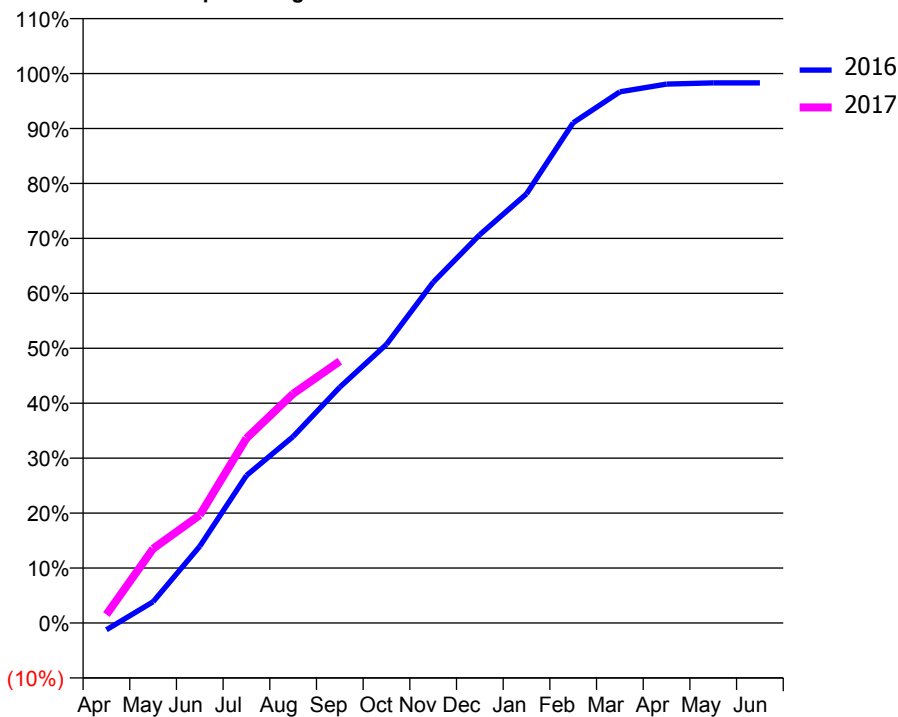
ACCESS*

Patients seen in 24 months	Total	Change since previous quarter
Quarter ending September 2015	4,248	
Quarter ending December 2015	4,282	→
Quarter ending March 2016	4,304	→
Quarter ending June 2016	4,385	→
Quarter ending September 2016	4,375	→
Variance since September 2015	3.0%	↑



ACTIVITY

Cumulative percentage of contracted UDA delivered 2016 & 2017



Adjusted Scheduled Activity (UDA)

Month	2016	2017
April	-124	154
May	387	1,353
June	1,396	1,965
July	2,685	3,362
August	3,394	4,172
September	4,291	4,764
October	5,070	
November	6,202	
December	7,068	
January	7,810	
February	9,103	
March	9,667	
April	9,807	
May	9,828	
June	9,828	

QUALITY

	Quantity	Base Number	Contract	AT	Region	England
% of FP17s for the same patient ID Re-attending within 3 months - Children	62	770	8.1%	10.4%	11.8%	12.4%
% of FP17s for the same patient ID Re-attending within 3 months - Adults	357	2,378	15.0%	15.9%	17.1%	16.7%
% of FP17s for the same patient ID Re-attending between 3 & 9 months - Children	467	770	60.6%	47.1%	45.8%	57.4%
% of FP17s for the same patient ID Re-attending between 3 & 9 months - Adults	1,140	2,378	47.9%	37.7%	37.6%	50.5%
% of FP17s for Band 1 Urgent Courses	321	2,718	11.8%	10.1%	10.6%	9.1%
% of FP17s Relating to Free Repair or Replacements	15	2,718	0.6%	0.6%	0.6%	0.8%
% of FP17s Relating to Continuations	26	2,718	1.0%	1.1%	0.9%	1.3%
% of Patients satisfied with the dentistry they have received	5	5	N/A	90.5%	90.2%	93.2%
% of Patients satisfied with the time they had to wait for an appointment	5	5	N/A	85.8%	83.8%	89.0%

* This is based on patients treated on this contract for their most recent course of treatment. Figures in italics indicate the base number of FP17s or Patient Questionnaire responses are less than 100. N/A is shown where the base number of responses is less than 10 during the period. % is calculated as Quantity/Base number*100

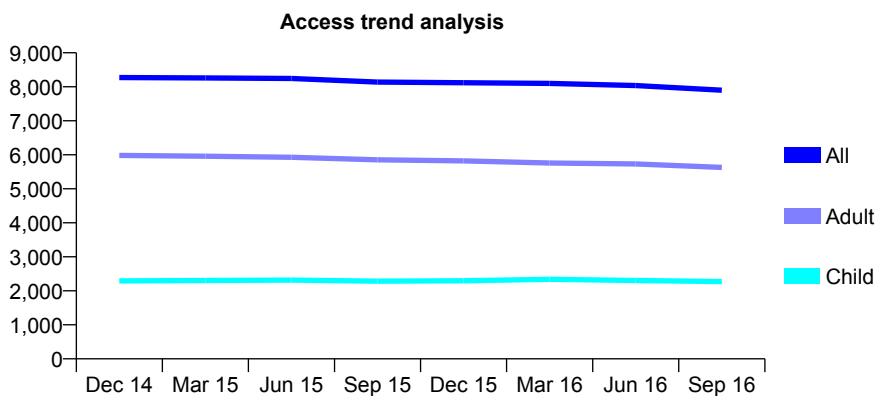
Q63 - Vital Signs At a Glance Contract Report for 156515/0001 - September 2016

Name or company name	Oral Vision Limited
Contract type name	GDS Contract
Purpose of contract	General
Contract start date	01/02/2011
Contract end date	

16/17 Contracted general activity (UDA)	25,920
Carry forward general activity (UDA)	-175
16/17 Contracted orthodontic activity (UOA)	0
Carry forward orthodontic activity (UOA)	0
Baseline contract value	£767,779.80

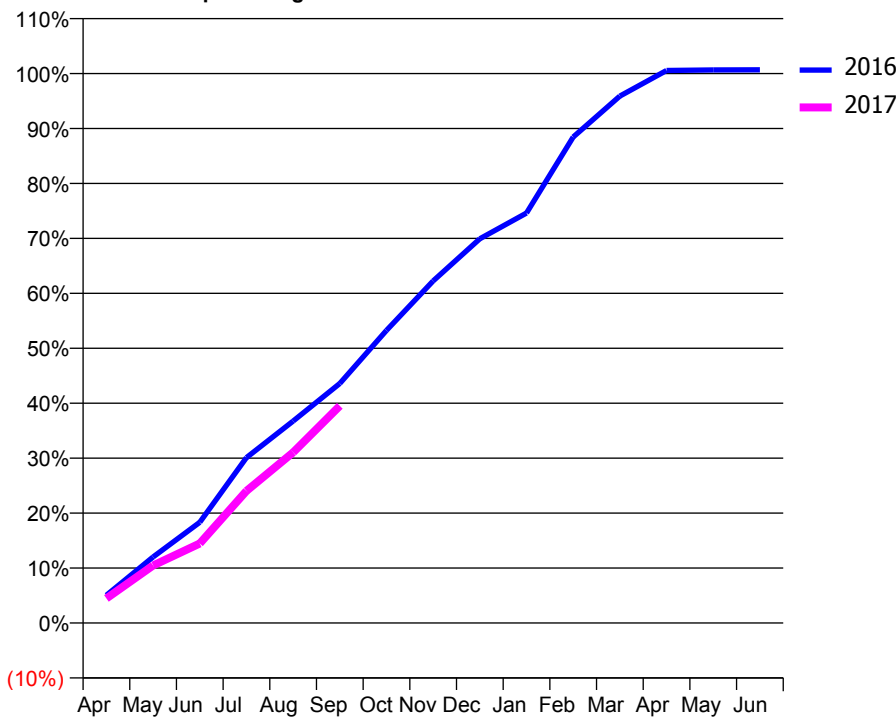
ACCESS*

Patients seen in 24 months	Total	Change since previous quarter
Quarter ending September 2015	8,138	
Quarter ending December 2015	8,118	→
Quarter ending March 2016	8,099	→
Quarter ending June 2016	8,038	→
Quarter ending September 2016	7,901	↓
Variance since September 2015	(2.9%)	↓



ACTIVITY

Cumulative percentage of contracted UDA delivered 2016 & 2017



Month	Adjusted Scheduled Activity (UDA)	
	2016	2017
April	1,309	1,158
May	3,119	2,714
June	4,751	3,753
July	7,806	6,229
August	9,528	8,046
September	11,299	10,246
October	13,801	
November	16,135	
December	18,123	
January	19,339	
February	22,927	
March	24,853	
April	26,065	
May	26,086	
June	26,095	

QUALITY

	Quantity	Base Number	Contract	AT	Region	England
% of FP17s for the same patient ID Re-attending within 3 months - Children	73	1,300	5.6%	10.4%	11.8%	12.4%
% of FP17s for the same patient ID Re-attending within 3 months - Adults	258	2,608	9.9%	15.9%	17.1%	16.7%
% of FP17s for the same patient ID Re-attending between 3 & 9 months - Children	576	1,300	44.3%	47.1%	45.8%	57.4%
% of FP17s for the same patient ID Re-attending between 3 & 9 months - Adults	957	2,608	36.7%	37.7%	37.6%	50.5%
% of FP17s for Band 1 Urgent Courses	154	3,462	4.4%	10.1%	10.6%	9.1%
% of FP17s Relating to Free Repair or Replacements	29	3,462	0.8%	0.6%	0.6%	0.8%
% of FP17s Relating to Continuations	1	3,462	0.0%	1.1%	0.9%	1.3%
% of Patients satisfied with the dentistry they have received	1	1	N/A	90.5%	90.2%	93.2%
% of Patients satisfied with the time they had to wait for an appointment	1	1	N/A	85.8%	83.8%	89.0%

* This is based on patients treated on this contract for their most recent course of treatment. Figures in italics indicate the base number of FP17s or Patient Questionnaire responses are less than 100. N/A is shown where the base number of responses is less than 10 during the period. % is calculated as Quantity/Base number*100

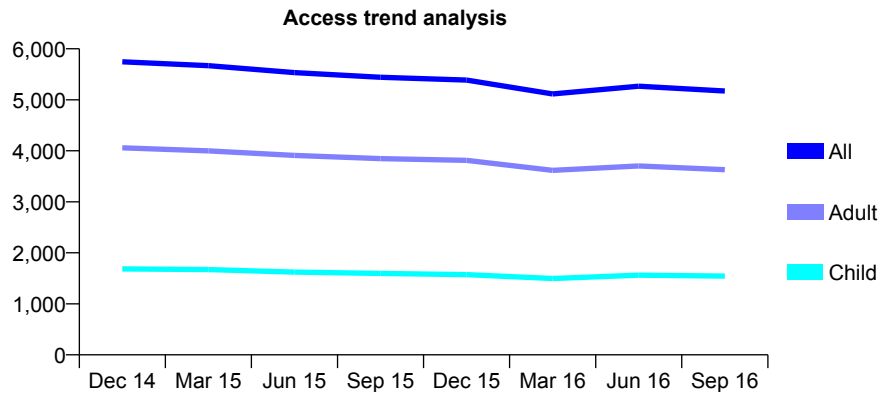
Q63 - Vital Signs At a Glance Contract Report for 157821/0001 - September 2016

Name or company name	Unique Dental Care
Contract type name	GDS Contract
Purpose of contract	General
Contract start date	01/04/2012
Contract end date	

16/17 Contracted general activity (UDA)	20,833
Carry forward general activity (UDA)	0
16/17 Contracted orthodontic activity (UOA)	0
Carry forward orthodontic activity (UOA)	0
Baseline contract value	£641,336.91

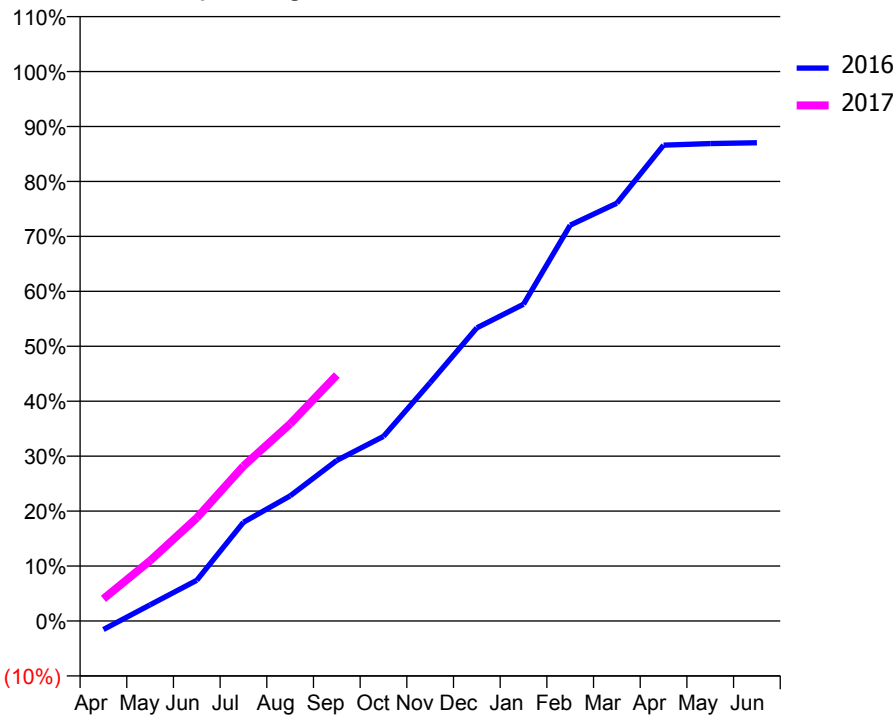
ACCESS*

Patients seen in 24 months	Total	Change since previous quarter
Quarter ending September 2015	5,441	
Quarter ending December 2015	5,386	↓
Quarter ending March 2016	5,114	↓
Quarter ending June 2016	5,266	↑
Quarter ending September 2016	5,172	↓
Variance since September 2015	(4.9%)	↓



ACTIVITY

Cumulative percentage of contracted UDA delivered 2016 & 2017



Month	Adjusted Scheduled Activity (UDA)	
	2016	2017
April	-328	842
May	617	2,289
June	1,543	3,911
July	3,741	5,878
August	4,746	7,477
September	6,088	9,324
October	7,001	
November	9,039	
December	11,114	
January	12,009	
February	15,008	
March	15,841	
April	18,039	
May	18,102	
June	18,132	

QUALITY

	Quantity	Base Number	Contract	AT	Region	England
% of FP17s for the same patient ID Re-attending within 3 months - Children	78	1,049	7.4%	10.4%	11.8%	12.4%
% of FP17s for the same patient ID Re-attending within 3 months - Adults	361	2,235	16.2%	15.9%	17.1%	16.7%
% of FP17s for the same patient ID Re-attending between 3 & 9 months - Children	390	1,049	37.2%	47.1%	45.8%	57.4%
% of FP17s for the same patient ID Re-attending between 3 & 9 months - Adults	668	2,235	29.9%	37.7%	37.6%	50.5%
% of FP17s for Band 1 Urgent Courses	245	2,662	9.2%	10.1%	10.6%	9.1%
% of FP17s Relating to Free Repair or Replacements	23	2,662	0.9%	0.6%	0.6%	0.8%
% of FP17s Relating to Continuations	67	2,662	2.5%	1.1%	0.9%	1.3%
% of Patients satisfied with the dentistry they have received	1	1	N/A	90.5%	90.2%	93.2%
% of Patients satisfied with the time they had to wait for an appointment	0	1	N/A	85.8%	83.8%	89.0%

* This is based on patients treated on this contract for their most recent course of treatment. Figures in italics indicate the base number of FP17s or Patient Questionnaire responses are less than 100. N/A is shown where the base number of responses is less than 10 during the period. % is calculated as Quantity/Base number*100

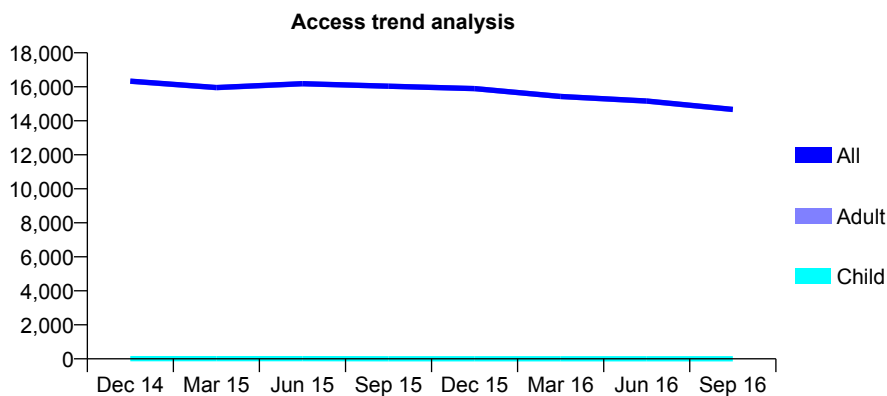
Q63 - Vital Signs At a Glance Contract Report for 158100/0001 - September 2016

Name or company name	The Domiciliary Dental Practice
Contract type name	GDS Contract
Purpose of contract	General
Contract start date	01/07/2012
Contract end date	

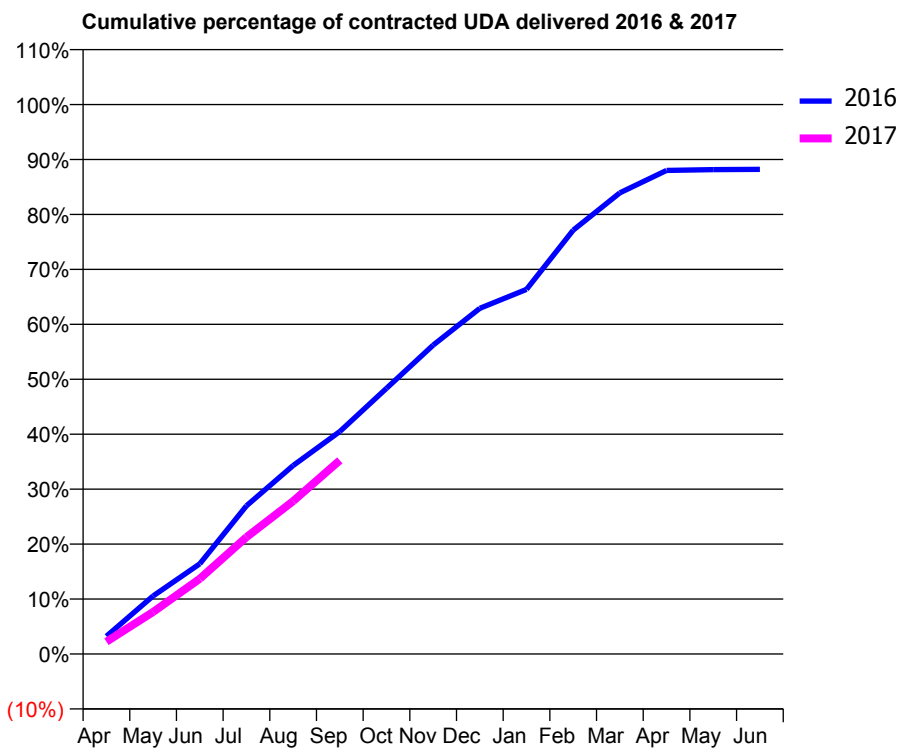
16/17 Contracted general activity (UDA)	36,916
Carry forward general activity (UDA)	0
16/17 Contracted orthodontic activity (UOA)	0
Carry forward orthodontic activity (UOA)	0
Baseline contract value	£1,158,848.50

ACCESS*

Patients seen in 24 months	Total	Change since previous quarter
Quarter ending September 2015	16,038	
Quarter ending December 2015	15,895	→
Quarter ending March 2016	15,433	↓
Quarter ending June 2016	15,161	↓
Quarter ending September 2016	14,668	↓
Variance since September 2015	(8.5%)	↓



ACTIVITY



Month	Adjusted Scheduled Activity (UDA)	
	2016	2017
April	1,192	830
May	3,905	2,829
June	6,064	5,057
July	9,959	7,850
August	12,667	10,273
September	14,948	13,013
October	17,847	
November	20,754	
December	23,220	
January	24,493	
February	28,479	
March	30,983	
April	32,491	
May	32,538	
June	32,560	

QUALITY

	Quantity	Base Number	Contract	AT	Region	England
% of FP17s for the same patient ID Re-attending within 3 months - Children	0	1	0.0%	10.4%	11.8%	12.4%
% of FP17s for the same patient ID Re-attending within 3 months - Adults	805	8,493	9.5%	15.9%	17.1%	16.7%
% of FP17s for the same patient ID Re-attending between 3 & 9 months - Children	1	1	100.0%	47.1%	45.8%	57.4%
% of FP17s for the same patient ID Re-attending between 3 & 9 months - Adults	4,874	8,493	57.4%	37.7%	37.6%	50.5%
% of FP17s for Band 1 Urgent Courses	188	7,637	2.5%	10.1%	10.6%	9.1%
% of FP17s Relating to Free Repair or Replacements	0	7,637	0.0%	0.6%	0.6%	0.8%
% of FP17s Relating to Continuations	118	7,637	1.5%	1.1%	0.9%	1.3%
% of Patients satisfied with the dentistry they have received	1	1	N/A	90.5%	90.2%	93.2%
% of Patients satisfied with the time they had to wait for an appointment	1	1	N/A	85.8%	83.8%	89.0%

* This is based on patients treated on this contract for their most recent course of treatment. Figures in italics indicate the base number of FP17s or Patient Questionnaire responses are less than 100. N/A is shown where the base number of responses is less than 10 during the period. % is calculated as Quantity/Base number*100

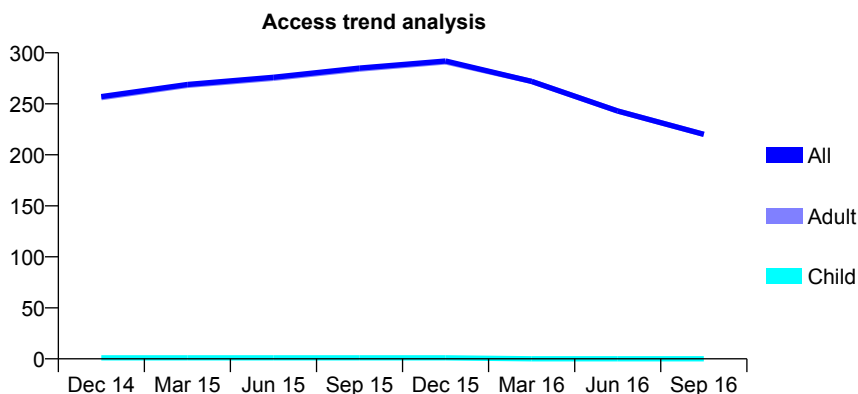
Q63 - Vital Signs At a Glance Contract Report for 158100/0002 - September 2016

Name or company name	The Domiciliary Dental Practice
Contract type name	GDS Contract
Purpose of contract	General
Contract start date	01/07/2012
Contract end date	

16/17 Contracted general activity (UDA)	1,000
Carry forward general activity (UDA)	0
16/17 Contracted orthodontic activity (UOA)	0
Carry forward orthodontic activity (UOA)	0
Baseline contract value	£39,765.80

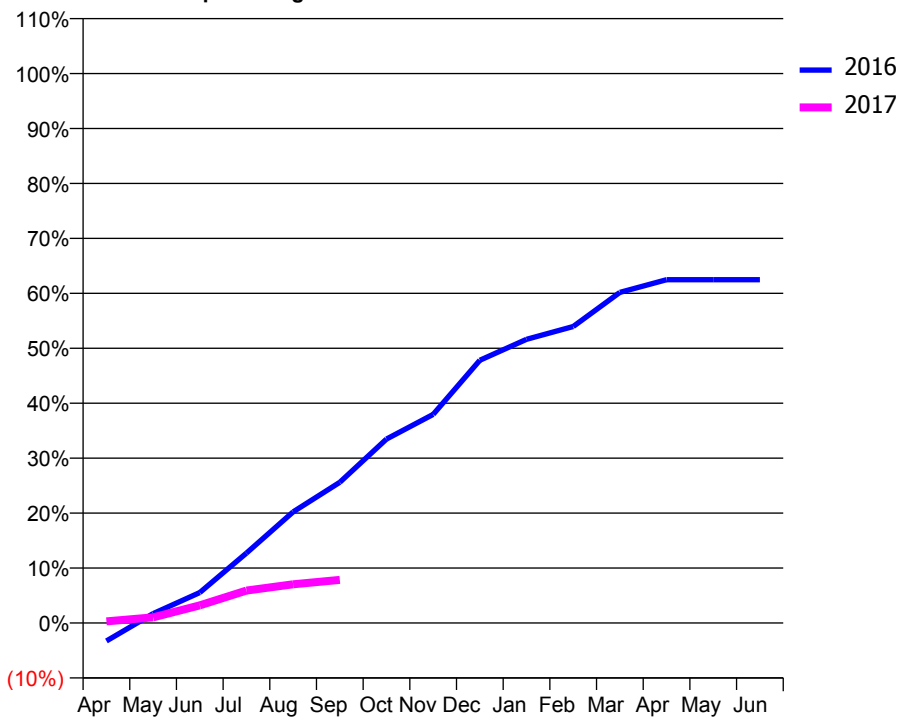
ACCESS*

Patients seen in 24 months	Total	Change since previous quarter
Quarter ending September 2015	285	
Quarter ending December 2015	292	↑
Quarter ending March 2016	272	↓
Quarter ending June 2016	243	↓
Quarter ending September 2016	220	↓
Variance since September 2015	(22.8%)	↓



ACTIVITY

Cumulative percentage of contracted UDA delivered 2016 & 2017



Month	Adjusted Scheduled Activity (UDA)	
	2016	2017
April	-33	3
May	17	10
June	55	32
July	127	59
August	202	71
September	256	79
October	335	
November	380	
December	478	
January	516	
February	540	
March	602	
April	625	
May	625	
June	625	

QUALITY

	Quantity	Base Number	Contract	AT	Region	England
% of FP17s for the same patient ID Re-attending within 3 months - Children	0	0	N/A	10.4%	11.8%	12.4%
% of FP17s for the same patient ID Re-attending within 3 months - Adults	1	50	2.0%	15.9%	17.1%	16.7%
% of FP17s for the same patient ID Re-attending between 3 & 9 months - Children	0	0	N/A	47.1%	45.8%	57.4%
% of FP17s for the same patient ID Re-attending between 3 & 9 months - Adults	4	50	8.0%	37.7%	37.6%	50.5%
% of FP17s for Band 1 Urgent Courses	3	40	7.5%	10.1%	10.6%	9.1%
% of FP17s Relating to Free Repair or Replacements	0	40	0.0%	0.6%	0.6%	0.8%
% of FP17s Relating to Continuations	0	40	0.0%	1.1%	0.9%	1.3%
% of Patients satisfied with the dentistry they have received	0	1	N/A	90.5%	90.2%	93.2%
% of Patients satisfied with the time they had to wait for an appointment	0	1	N/A	85.8%	83.8%	89.0%

* This is based on patients treated on this contract for their most recent course of treatment. Figures in italics indicate the base number of FP17s or Patient Questionnaire responses are less than 100. N/A is shown where the base number of responses is less than 10 during the period. % is calculated as Quantity/Base number*100

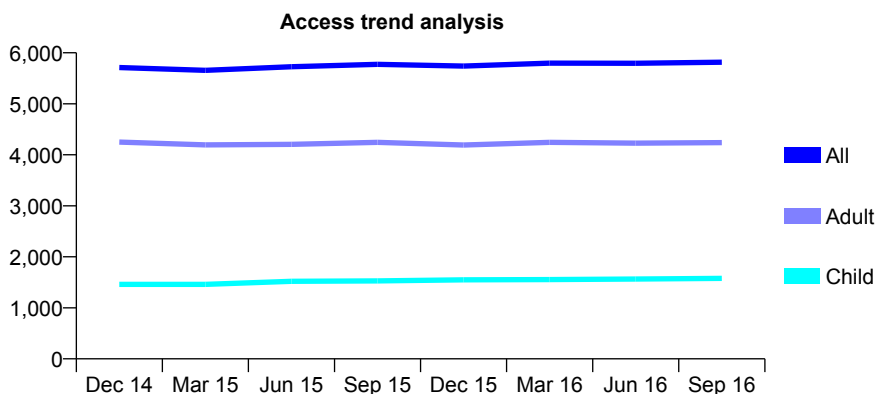
Q63 - Vital Signs At a Glance Contract Report for 158135/0001 - September 2016

Name or company name	Mr S Patel & Mr MP Patel
Contract type name	GDS Contract
Purpose of contract	General
Contract start date	01/11/2010
Contract end date	

16/17 Contracted general activity (UDA)	11,893
Carry forward general activity (UDA)	384
16/17 Contracted orthodontic activity (UOA)	0
Carry forward orthodontic activity (UOA)	0
Baseline contract value	£283,729.94

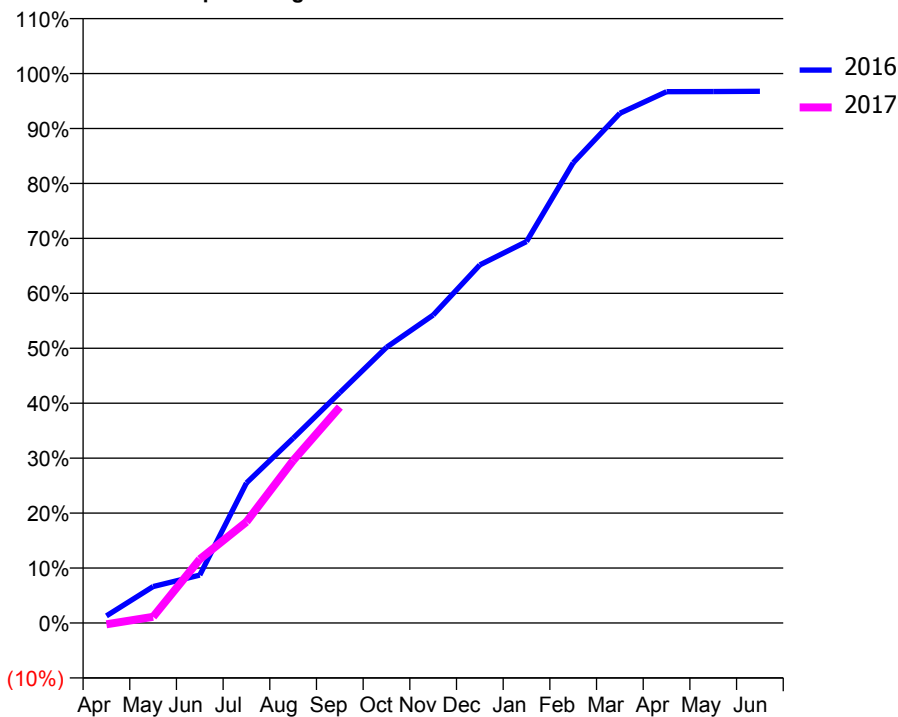
ACCESS*

Patients seen in 24 months	Total	Change since previous quarter
Quarter ending September 2015	5,773	
Quarter ending December 2015	5,741	→
Quarter ending March 2016	5,797	→
Quarter ending June 2016	5,795	→
Quarter ending September 2016	5,816	→
Variance since September 2015	0.7%	→



ACTIVITY

Cumulative percentage of contracted UDA delivered 2016 & 2017



Month	Adjusted Scheduled Activity (UDA)	
	2016	2017
April	156	-31
May	788	135
June	1,039	1,381
July	3,031	2,188
August	3,998	3,516
September	4,986	4,674
October	5,968	
November	6,666	
December	7,752	
January	8,257	
February	9,962	
March	11,032	
April	11,500	
May	11,501	
June	11,509	

QUALITY

	Quantity	Base Number	Contract	AT	Region	England
% of FP17s for the same patient ID Re-attending within 3 months - Children	70	1,072	6.5%	10.4%	11.8%	12.4%
% of FP17s for the same patient ID Re-attending within 3 months - Adults	299	2,309	12.9%	15.9%	17.1%	16.7%
% of FP17s for the same patient ID Re-attending between 3 & 9 months - Children	529	1,072	49.3%	47.1%	45.8%	57.4%
% of FP17s for the same patient ID Re-attending between 3 & 9 months - Adults	923	2,309	40.0%	37.7%	37.6%	50.5%
% of FP17s for Band 1 Urgent Courses	288	2,809	10.3%	10.1%	10.6%	9.1%
% of FP17s Relating to Free Repair or Replacements	11	2,809	0.4%	0.6%	0.6%	0.8%
% of FP17s Relating to Continuations	23	2,809	0.8%	1.1%	0.9%	1.3%
% of Patients satisfied with the dentistry they have received	1	1	N/A	90.5%	90.2%	93.2%
% of Patients satisfied with the time they had to wait for an appointment	1	1	N/A	85.8%	83.8%	89.0%

* This is based on patients treated on this contract for their most recent course of treatment. Figures in italics indicate the base number of FP17s or Patient Questionnaire responses are less than 100. N/A is shown where the base number of responses is less than 10 during the period. % is calculated as Quantity/Base number*100

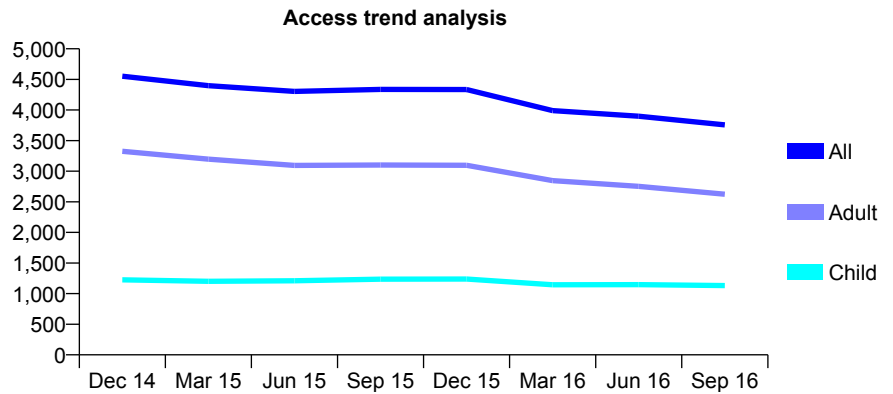
Q63 - Vital Signs At a Glance Contract Report for 158402/0001 - September 2016

Name or company name	Charlton Dental Care Ltd
Contract type name	GDS Contract
Purpose of contract	General
Contract start date	01/04/2010
Contract end date	

16/17 Contracted general activity (UDA)	15,510
Carry forward general activity (UDA)	0
16/17 Contracted orthodontic activity (UOA)	0
Carry forward orthodontic activity (UOA)	0
Baseline contract value	£414,949.29

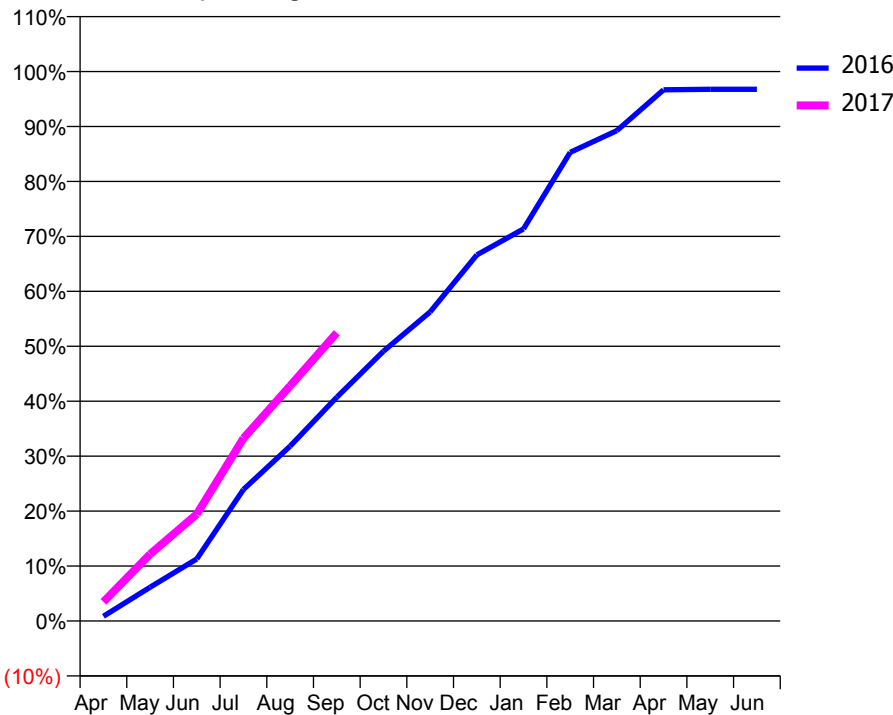
ACCESS*

Patients seen in 24 months	Total	Change since previous quarter
Quarter ending September 2015	4,337	
Quarter ending December 2015	4,335	→
Quarter ending March 2016	3,991	↓
Quarter ending June 2016	3,898	↓
Quarter ending September 2016	3,757	↓
Variance since September 2015	(13.4%)	↓



ACTIVITY

Cumulative percentage of contracted UDA delivered 2016 & 2017



Month	Adjusted Scheduled Activity (UDA)	
	2016	2017
April	133	542
May	955	1,888
June	1,752	3,016
July	3,714	5,158
August	4,937	6,638
September	6,319	8,136
October	7,616	
November	8,727	
December	10,335	
January	11,068	
February	13,229	
March	13,841	
April	14,994	
May	15,009	
June	15,010	

QUALITY

	Quantity	Base Number	Contract	AT	Region	England
% of FP17s for the same patient ID Re-attending within 3 months - Children	42	835	5.0%	10.4%	11.8%	12.4%
% of FP17s for the same patient ID Re-attending within 3 months - Adults	150	1,543	9.7%	15.9%	17.1%	16.7%
% of FP17s for the same patient ID Re-attending between 3 & 9 months - Children	353	835	42.3%	47.1%	45.8%	57.4%
% of FP17s for the same patient ID Re-attending between 3 & 9 months - Adults	635	1,543	41.2%	37.7%	37.6%	50.5%
% of FP17s for Band 1 Urgent Courses	49	2,131	2.3%	10.1%	10.6%	9.1%
% of FP17s Relating to Free Repair or Replacements	56	2,131	2.6%	0.6%	0.6%	0.8%
% of FP17s Relating to Continuations	37	2,131	1.7%	1.1%	0.9%	1.3%
% of Patients satisfied with the dentistry they have received	0	0	N/A	90.5%	90.2%	93.2%
% of Patients satisfied with the time they had to wait for an appointment	0	0	N/A	85.8%	83.8%	89.0%

* This is based on patients treated on this contract for their most recent course of treatment. Figures in italics indicate the base number of FP17s or Patient Questionnaire responses are less than 100. N/A is shown where the base number of responses is less than 10 during the period. % is calculated as Quantity/Base number*100

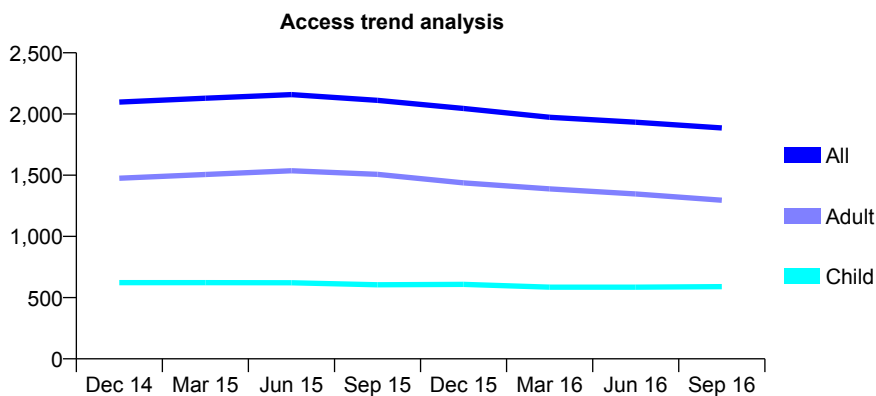
Q63 - Vital Signs At a Glance Contract Report for 158461/0001 - September 2016

Name or company name	The Mullally Dental Practice Ltd
Contract type name	GDS Contract
Purpose of contract	General
Contract start date	01/07/2008
Contract end date	

16/17 Contracted general activity (UDA)	6,944
Carry forward general activity (UDA)	0
16/17 Contracted orthodontic activity (UOA)	0
Carry forward orthodontic activity (UOA)	0
Baseline contract value	£203,842.16

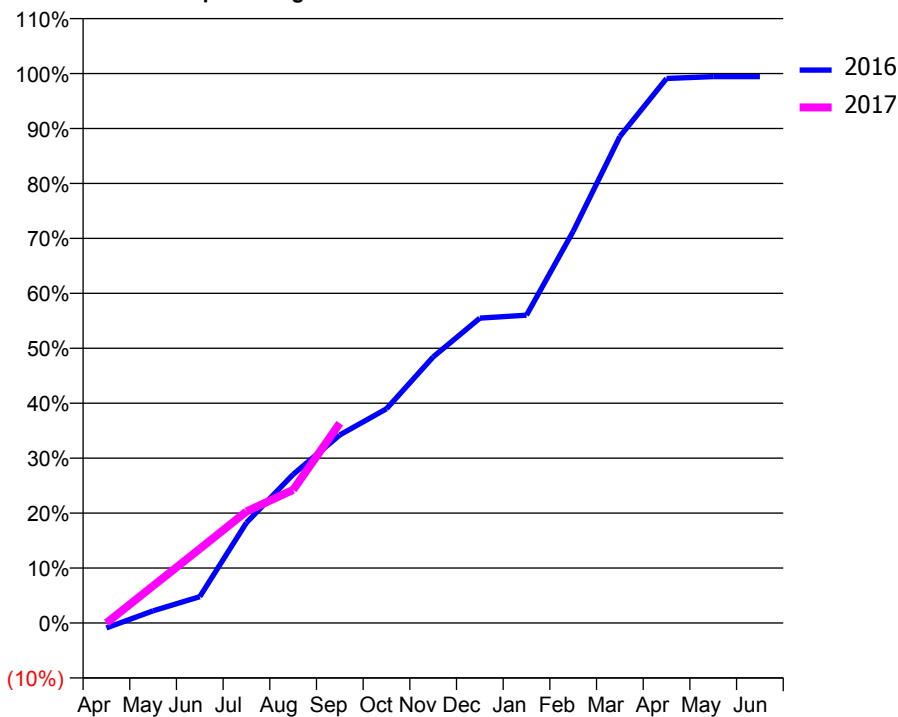
ACCESS*

Patients seen in 24 months	Total	Change since previous quarter
Quarter ending September 2015	2,112	
Quarter ending December 2015	2,045	↓
Quarter ending March 2016	1,973	↓
Quarter ending June 2016	1,933	↓
Quarter ending September 2016	1,886	↓
Variance since September 2015	(10.7%)	↓



ACTIVITY

Cumulative percentage of contracted UDA delivered 2016 & 2017



Adjusted Scheduled Activity (UDA)

Month	2016	2017
April	-63	0
May	155	470
June	333	938
July	1,269	1,410
August	1,878	1,682
September	2,377	2,526
October	2,707	
November	3,363	
December	3,852	
January	3,890	
February	4,949	
March	6,149	
April	6,881	
May	6,905	
June	6,905	

QUALITY

	Quantity	Base Number	Contract	AT	Region	England
% of FP17s for the same patient ID Re-attending within 3 months - Children	14	249	5.6%	10.4%	11.8%	12.4%
% of FP17s for the same patient ID Re-attending within 3 months - Adults	100	655	15.3%	15.9%	17.1%	16.7%
% of FP17s for the same patient ID Re-attending between 3 & 9 months - Children	50	249	20.1%	47.1%	45.8%	57.4%
% of FP17s for the same patient ID Re-attending between 3 & 9 months - Adults	159	655	24.3%	37.7%	37.6%	50.5%
% of FP17s for Band 1 Urgent Courses	8	681	1.2%	10.1%	10.6%	9.1%
% of FP17s Relating to Free Repair or Replacements	4	681	0.6%	0.6%	0.6%	0.8%
% of FP17s Relating to Continuations	27	681	4.0%	1.1%	0.9%	1.3%
% of Patients satisfied with the dentistry they have received	0	0	N/A	90.5%	90.2%	93.2%
% of Patients satisfied with the time they had to wait for an appointment	0	0	N/A	85.8%	83.8%	89.0%

* This is based on patients treated on this contract for their most recent course of treatment. Figures in italics indicate the base number of FP17s or Patient Questionnaire responses are less than 100. N/A is shown where the base number of responses is less than 10 during the period. % is calculated as Quantity/Base number*100

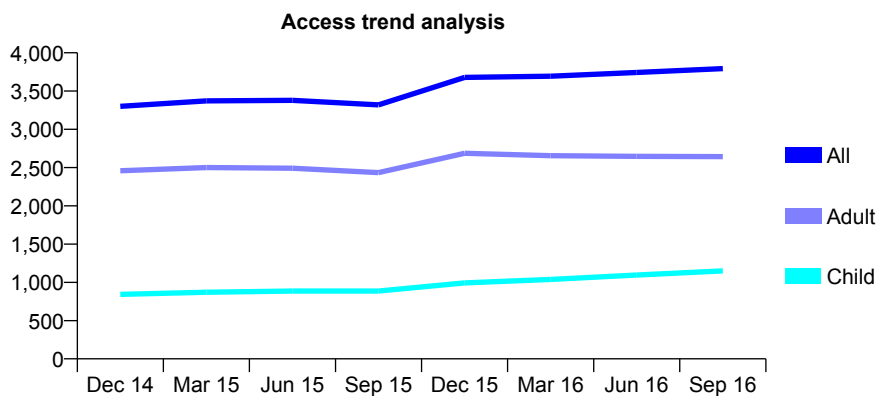
Q63 - Vital Signs At a Glance Contract Report for 158879/0001 - September 2016

Name or company name	Woodside Dental Clinic
Contract type name	GDS Contract
Purpose of contract	General
Contract start date	20/06/2011
Contract end date	

16/17 Contracted general activity (UDA)	6,523
Carry forward general activity (UDA)	-44
16/17 Contracted orthodontic activity (UOA)	0
Carry forward orthodontic activity (UOA)	0
Baseline contract value	£168,232.68

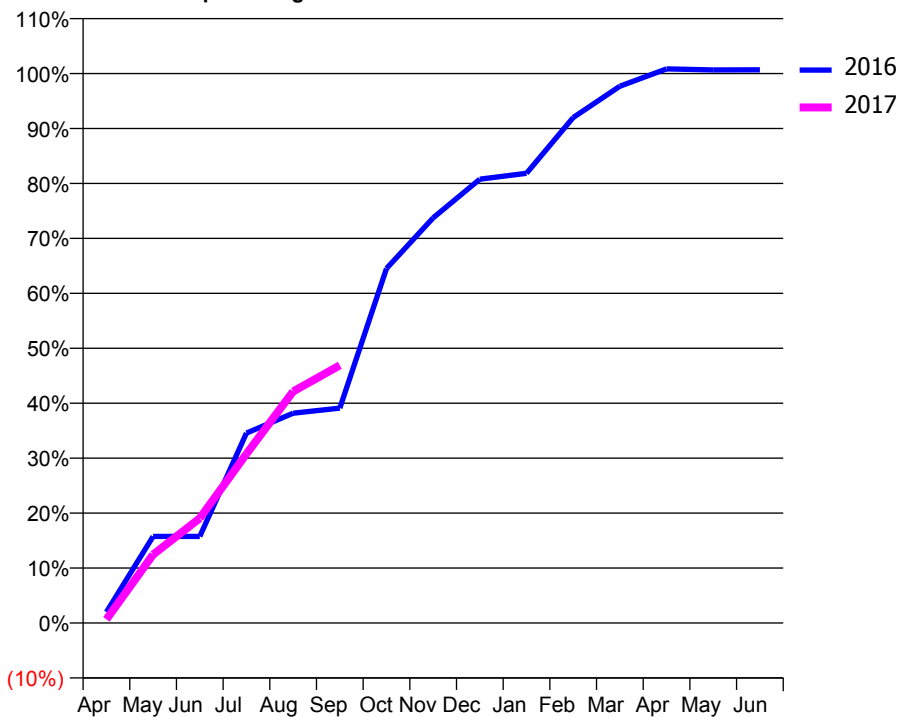
ACCESS*

Patients seen in 24 months	Total	Change since previous quarter
Quarter ending September 2015	3,320	
Quarter ending December 2015	3,679	↑
Quarter ending March 2016	3,694	→
Quarter ending June 2016	3,743	→
Quarter ending September 2016	3,793	→
Variance since September 2015	14.2%	↑



ACTIVITY

Cumulative percentage of contracted UDA delivered 2016 & 2017



Adjusted Scheduled Activity (UDA)

Month	2016	2017
April	130	44
May	1,028	813
June	1,028	1,243
July	2,255	2,007
August	2,491	2,749
September	2,551	3,060
October	4,208	
November	4,809	
December	5,269	
January	5,339	
February	6,000	
March	6,372	
April	6,578	
May	6,565	
June	6,567	

QUALITY

	Quantity	Base Number	Contract	AT	Region	England
% of FP17s for the same patient ID Re-attending within 3 months - Children	17	773	2.2%	10.4%	11.8%	12.4%
% of FP17s for the same patient ID Re-attending within 3 months - Adults	94	1,234	7.6%	15.9%	17.1%	16.7%
% of FP17s for the same patient ID Re-attending between 3 & 9 months - Children	369	773	47.7%	47.1%	45.8%	57.4%
% of FP17s for the same patient ID Re-attending between 3 & 9 months - Adults	404	1,234	32.7%	37.7%	37.6%	50.5%
% of FP17s for Band 1 Urgent Courses	104	1,810	5.7%	10.1%	10.6%	9.1%
% of FP17s Relating to Free Repair or Replacements	3	1,810	0.2%	0.6%	0.6%	0.8%
% of FP17s Relating to Continuations	0	1,810	0.0%	1.1%	0.9%	1.3%
% of Patients satisfied with the dentistry they have received	2	3	N/A	90.5%	90.2%	93.2%
% of Patients satisfied with the time they had to wait for an appointment	3	3	N/A	85.8%	83.8%	89.0%

* This is based on patients treated on this contract for their most recent course of treatment. Figures in italics indicate the base number of FP17s or Patient Questionnaire responses are less than 100. N/A is shown where the base number of responses is less than 10 during the period. % is calculated as Quantity/Base number*100

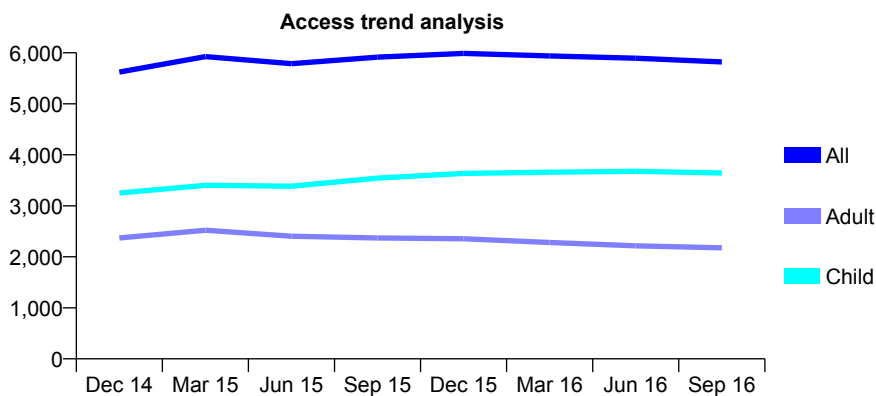
Q63 - Vital Signs At a Glance Contract Report for 159247/0001 - September 2016

Name or company name	Half Moon Dental Centre Ltd
Contract type name	GDS Contract
Purpose of contract	General
Contract start date	01/04/2013
Contract end date	

16/17 Contracted general activity (UDA)	11,000
Carry forward general activity (UDA)	0
16/17 Contracted orthodontic activity (UOA)	0
Carry forward orthodontic activity (UOA)	0
Baseline contract value	£254,327.23

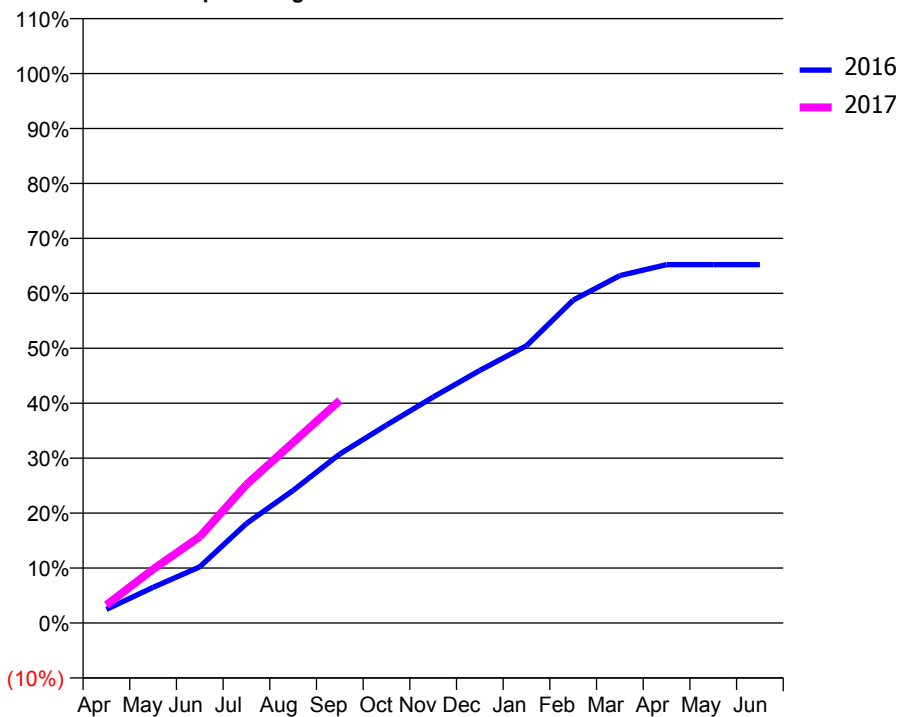
ACCESS*

Patients seen in 24 months	Total	Change since previous quarter
Quarter ending September 2015	5,916	
Quarter ending December 2015	5,987	→
Quarter ending March 2016	5,939	→
Quarter ending June 2016	5,893	→
Quarter ending September 2016	5,820	↓
Variance since September 2015	(1.6%)	↓



ACTIVITY

Cumulative percentage of contracted UDA delivered 2016 & 2017



Month	Adjusted Scheduled Activity (UDA)	
	2016	2017
April	372	363
May	974	1,076
June	1,533	1,730
July	2,719	2,773
August	3,619	3,617
September	4,613	4,457
October	5,404	
November	6,169	
December	6,897	
January	7,568	
February	8,813	
March	9,484	
April	9,783	
May	9,783	
June	9,784	

QUALITY

	Quantity	Base Number	Contract	AT	Region	England
% of FP17s for the same patient ID Re-attending within 3 months - Children	125	2,121	5.9%	10.4%	11.8%	12.4%
% of FP17s for the same patient ID Re-attending within 3 months - Adults	81	1,059	7.6%	15.9%	17.1%	16.7%
% of FP17s for the same patient ID Re-attending between 3 & 9 months - Children	880	2,121	41.5%	47.1%	45.8%	57.4%
% of FP17s for the same patient ID Re-attending between 3 & 9 months - Adults	423	1,059	39.9%	37.7%	37.6%	50.5%
% of FP17s for Band 1 Urgent Courses	28	2,935	1.0%	10.1%	10.6%	9.1%
% of FP17s Relating to Free Repair or Replacements	10	2,935	0.3%	0.6%	0.6%	0.8%
% of FP17s Relating to Continuations	11	2,935	0.4%	1.1%	0.9%	1.3%
% of Patients satisfied with the dentistry they have received	2	2	N/A	90.5%	90.2%	93.2%
% of Patients satisfied with the time they had to wait for an appointment	2	2	N/A	85.8%	83.8%	89.0%

* This is based on patients treated on this contract for their most recent course of treatment. Figures in italics indicate the base number of FP17s or Patient Questionnaire responses are less than 100. N/A is shown where the base number of responses is less than 10 during the period. % is calculated as Quantity/Base number*100

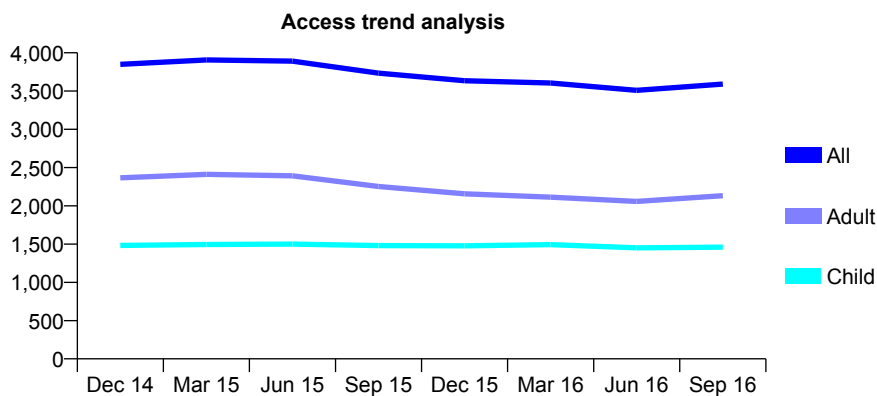
Q63 - Vital Signs At a Glance Contract Report for 160113/0001 - September 2016

Name or company name	Townley Road Dental Practice
Contract type name	GDS Contract
Purpose of contract	General
Contract start date	01/01/2013
Contract end date	

16/17 Contracted general activity (UDA)	10,000
Carry forward general activity (UDA)	0
16/17 Contracted orthodontic activity (UOA)	0
Carry forward orthodontic activity (UOA)	0
Baseline contract value	£240,386.17

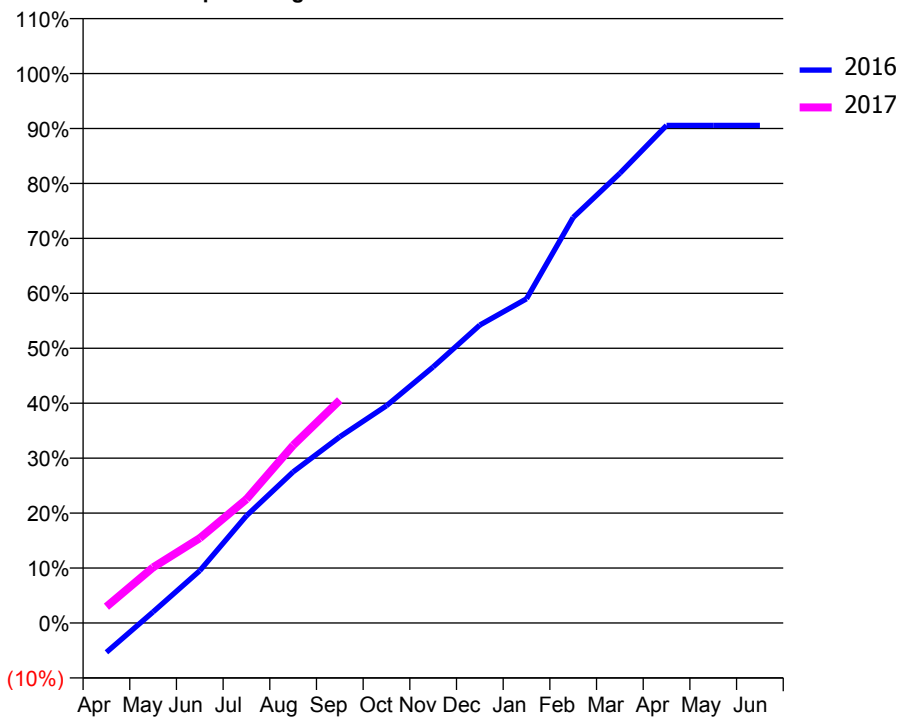
ACCESS*

Patients seen in 24 months	Total	Change since previous quarter
Quarter ending September 2015	3,734	
Quarter ending December 2015	3,634	↓
Quarter ending March 2016	3,605	→
Quarter ending June 2016	3,509	↓
Quarter ending September 2016	3,592	↑
Variance since September 2015	(3.8%)	↓



ACTIVITY

Cumulative percentage of contracted UDA delivered 2016 & 2017



Month	Adjusted Scheduled Activity (UDA)	
	2016	2017
April	-536	298
May	202	1,013
June	953	1,544
July	1,953	2,253
August	2,752	3,233
September	3,388	4,057
October	3,954	
November	4,661	
December	5,422	
January	5,900	
February	7,380	
March	8,185	
April	9,054	
May	9,054	
June	9,054	

QUALITY

	Quantity	Base Number	Contract	AT	Region	England
% of FP17s for the same patient ID Re-attending within 3 months - Children	57	849	6.7%	10.4%	11.8%	12.4%
% of FP17s for the same patient ID Re-attending within 3 months - Adults	201	1,093	18.4%	15.9%	17.1%	16.7%
% of FP17s for the same patient ID Re-attending between 3 & 9 months - Children	324	849	38.2%	47.1%	45.8%	57.4%
% of FP17s for the same patient ID Re-attending between 3 & 9 months - Adults	373	1,093	34.1%	37.7%	37.6%	50.5%
% of FP17s for Band 1 Urgent Courses	125	1,693	7.4%	10.1%	10.6%	9.1%
% of FP17s Relating to Free Repair or Replacements	15	1,693	0.9%	0.6%	0.6%	0.8%
% of FP17s Relating to Continuations	50	1,693	3.0%	1.1%	0.9%	1.3%
% of Patients satisfied with the dentistry they have received	0	0	N/A	90.5%	90.2%	93.2%
% of Patients satisfied with the time they had to wait for an appointment	0	0	N/A	85.8%	83.8%	89.0%

* This is based on patients treated on this contract for their most recent course of treatment. Figures in italics indicate the base number of FP17s or Patient Questionnaire responses are less than 100. N/A is shown where the base number of responses is less than 10 during the period. % is calculated as Quantity/Base number*100

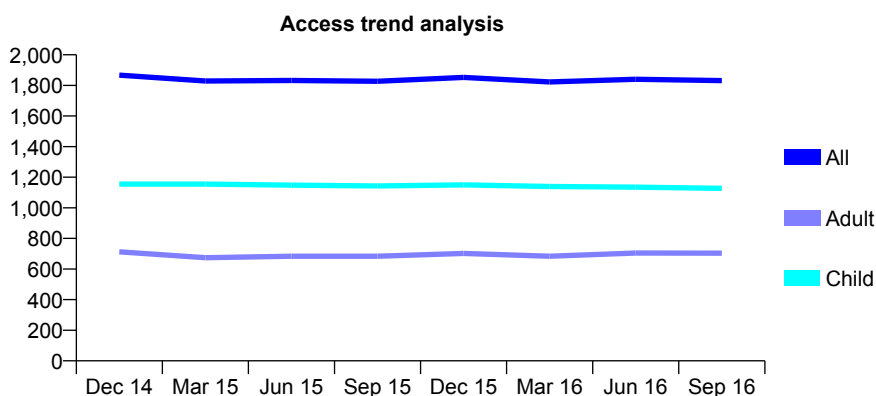
Q63 - Vital Signs At a Glance Contract Report for 160989/0001 - September 2016

Name or company name	Mr S Perry and Mrs S Perry
Contract type name	GDS Contract
Purpose of contract	General
Contract start date	01/08/2009
Contract end date	

16/17 Contracted general activity (UDA)	5,092
Carry forward general activity (UDA)	0
16/17 Contracted orthodontic activity (UOA)	0
Carry forward orthodontic activity (UOA)	0
Baseline contract value	£120,980.96

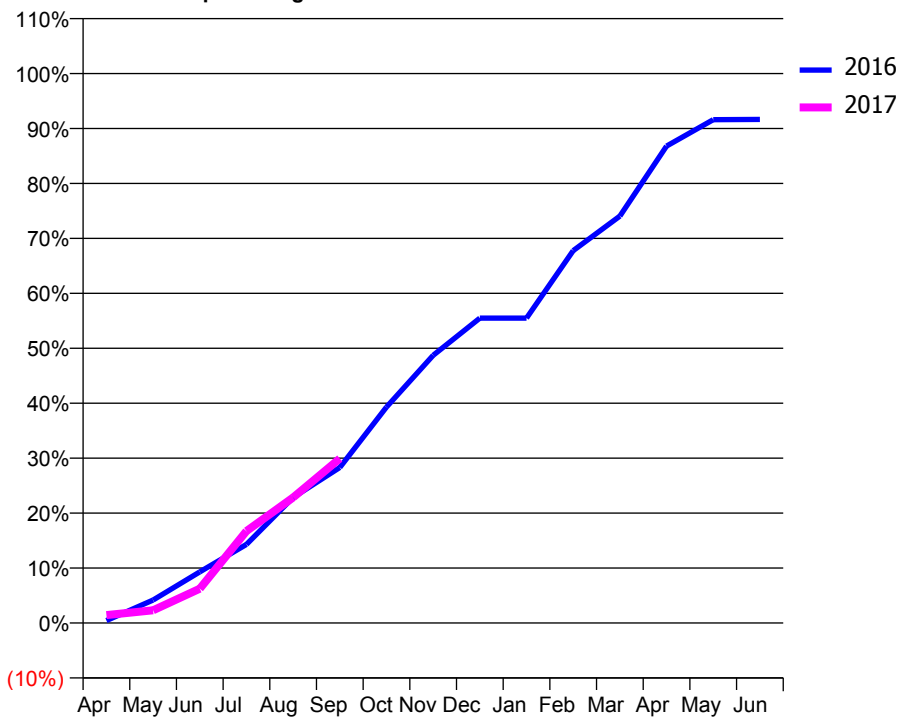
ACCESS*

Patients seen in 24 months	Total	Change since previous quarter
Quarter ending September 2015	1,827	
Quarter ending December 2015	1,852	→
Quarter ending March 2016	1,823	↓
Quarter ending June 2016	1,840	→
Quarter ending September 2016	1,831	→
Variance since September 2015	0.2%	→



ACTIVITY

Cumulative percentage of contracted UDA delivered 2016 & 2017



Month	Adjusted Scheduled Activity (UDA)	
	2016	2017
April	23	73
May	213	118
June	473	318
July	728	851
August	1,163	1,163
September	1,442	1,524
October	2,001	
November	2,481	
December	2,826	
January	2,826	
February	3,450	
March	3,771	
April	4,419	
May	4,665	
June	4,667	

QUALITY

	Quantity	Base Number	Contract	AT	Region	England
% of FP17s for the same patient ID Re-attending within 3 months - Children	39	934	4.2%	10.4%	11.8%	12.4%
% of FP17s for the same patient ID Re-attending within 3 months - Adults	48	358	13.4%	15.9%	17.1%	16.7%
% of FP17s for the same patient ID Re-attending between 3 & 9 months - Children	643	934	68.8%	47.1%	45.8%	57.4%
% of FP17s for the same patient ID Re-attending between 3 & 9 months - Adults	163	358	45.5%	37.7%	37.6%	50.5%
% of FP17s for Band 1 Urgent Courses	22	855	2.6%	10.1%	10.6%	9.1%
% of FP17s Relating to Free Repair or Replacements	0	855	0.0%	0.6%	0.6%	0.8%
% of FP17s Relating to Continuations	0	855	0.0%	1.1%	0.9%	1.3%
% of Patients satisfied with the dentistry they have received	1	1	N/A	90.5%	90.2%	93.2%
% of Patients satisfied with the time they had to wait for an appointment	1	1	N/A	85.8%	83.8%	89.0%

* This is based on patients treated on this contract for their most recent course of treatment. Figures in italics indicate the base number of FP17s or Patient Questionnaire responses are less than 100. N/A is shown where the base number of responses is less than 10 during the period. % is calculated as Quantity/Base number*100

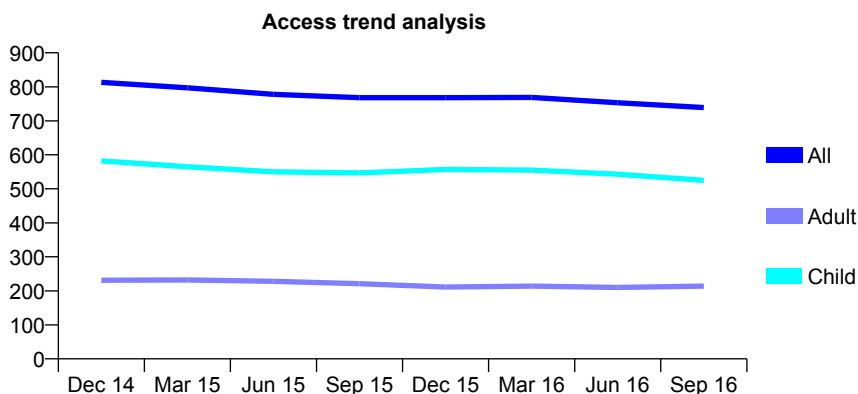
Q63 - Vital Signs At a Glance Contract Report for 161020/0001 - September 2016

Name or company name	Kingston Hill Dental Practice
Contract type name	GDS Contract
Purpose of contract	General
Contract start date	01/04/2010
Contract end date	

16/17 Contracted general activity (UDA)	1,500
Carry forward general activity (UDA)	0
16/17 Contracted orthodontic activity (UOA)	0
Carry forward orthodontic activity (UOA)	0
Baseline contract value	£35,140.48

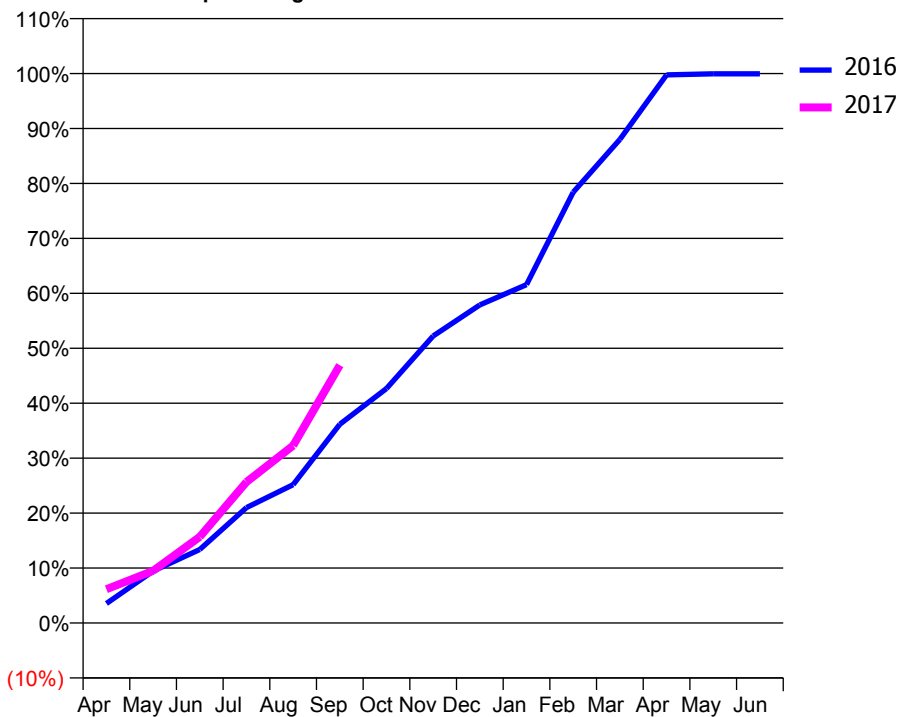
ACCESS*

Patients seen in 24 months	Total	Change since previous quarter
Quarter ending September 2015	768	
Quarter ending December 2015	768	→
Quarter ending March 2016	769	→
Quarter ending June 2016	753	↓
Quarter ending September 2016	739	↓
Variance since September 2015	(3.8%)	↓



ACTIVITY

Cumulative percentage of contracted UDA delivered 2016 & 2017



Adjusted Scheduled Activity (UDA)

Month	2016	2017
April	53	92
May	142	143
June	201	235
July	315	385
August	378	484
September	543	704
October	640	
November	783	
December	868	
January	924	
February	1,176	
March	1,320	
April	1,496	
May	1,499	
June	1,499	

QUALITY

	Quantity	Base Number	Contract	AT	Region	England
% of FP17s for the same patient ID Re-attending within 3 months - Children	21	415	5.1%	10.4%	11.8%	12.4%
% of FP17s for the same patient ID Re-attending within 3 months - Adults	9	90	10.0%	15.9%	17.1%	16.7%
% of FP17s for the same patient ID Re-attending between 3 & 9 months - Children	243	415	58.6%	47.1%	45.8%	57.4%
% of FP17s for the same patient ID Re-attending between 3 & 9 months - Adults	38	90	42.2%	37.7%	37.6%	50.5%
% of FP17s for Band 1 Urgent Courses	14	437	3.2%	10.1%	10.6%	9.1%
% of FP17s Relating to Free Repair or Replacements	0	437	0.0%	0.6%	0.6%	0.8%
% of FP17s Relating to Continuations	0	437	0.0%	1.1%	0.9%	1.3%
% of Patients satisfied with the dentistry they have received	2	2	N/A	90.5%	90.2%	93.2%
% of Patients satisfied with the time they had to wait for an appointment	2	2	N/A	85.8%	83.8%	89.0%

* This is based on patients treated on this contract for their most recent course of treatment. Figures in italics indicate the base number of FP17s or Patient Questionnaire responses are less than 100. N/A is shown where the base number of responses is less than 10 during the period. % is calculated as Quantity/Base number*100

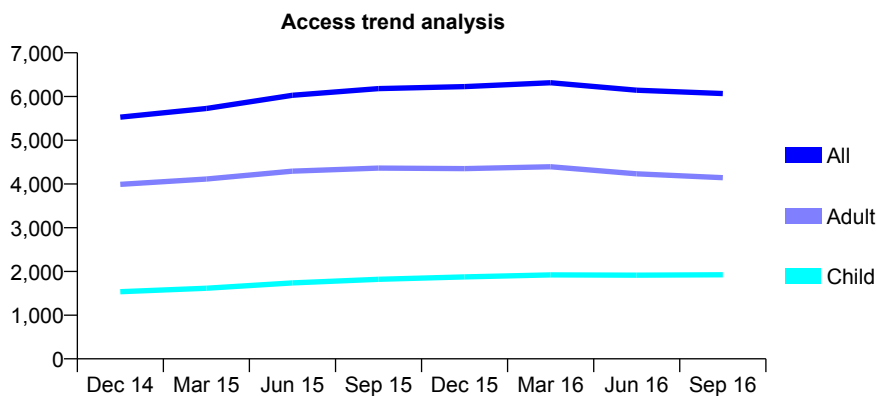
Q63 - Vital Signs At a Glance Contract Report for 163945/0001 - September 2016

Name or company name	Wandsworth Town Dental Practice Limited
Contract type name	GDS Contract
Purpose of contract	General
Contract start date	10/10/2011
Contract end date	

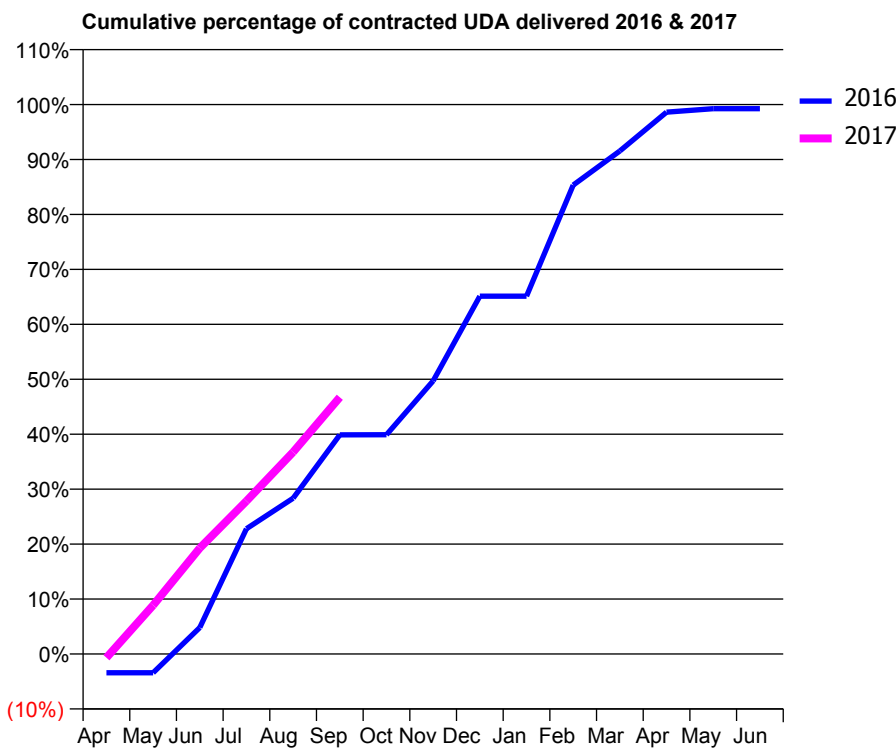
16/17 Contracted general activity (UDA)	18,500
Carry forward general activity (UDA)	129
16/17 Contracted orthodontic activity (UOA)	0
Carry forward orthodontic activity (UOA)	0
Baseline contract value	£522,499.06

ACCESS*

Patients seen in 24 months	Total	Change since previous quarter
Quarter ending September 2015	6,182	
Quarter ending December 2015	6,226	→
Quarter ending March 2016	6,314	→
Quarter ending June 2016	6,145	↓
Quarter ending September 2016	6,067	↓
Variance since September 2015	(1.9%)	↓



ACTIVITY



Month	Adjusted Scheduled Activity (UDA)	
	2016	2017
April	-584	-129
May	-584	1,639
June	820	3,567
July	3,877	5,150
August	4,820	6,801
September	6,780	8,645
October	6,783	
November	8,449	
December	11,069	
January	11,069	
February	14,506	
March	15,565	
April	16,762	
May	16,870	
June	16,871	

QUALITY

	Quantity	Base Number	Contract	AT	Region	England
% of FP17s for the same patient ID Re-attending within 3 months - Children	149	1,132	13.2%	10.4%	11.8%	12.4%
% of FP17s for the same patient ID Re-attending within 3 months - Adults	524	2,384	22.0%	15.9%	17.1%	16.7%
% of FP17s for the same patient ID Re-attending between 3 & 9 months - Children	239	1,132	21.1%	47.1%	45.8%	57.4%
% of FP17s for the same patient ID Re-attending between 3 & 9 months - Adults	404	2,384	16.9%	37.7%	37.6%	50.5%
% of FP17s for Band 1 Urgent Courses	961	3,020	31.8%	10.1%	10.6%	9.1%
% of FP17s Relating to Free Repair or Replacements	0	3,020	0.0%	0.6%	0.6%	0.8%
% of FP17s Relating to Continuations	0	3,020	0.0%	1.1%	0.9%	1.3%
% of Patients satisfied with the dentistry they have received	0	1	N/A	90.5%	90.2%	93.2%
% of Patients satisfied with the time they had to wait for an appointment	1	1	N/A	85.8%	83.8%	89.0%

* This is based on patients treated on this contract for their most recent course of treatment. Figures in italics indicate the base number of FP17s or Patient Questionnaire responses are less than 100. N/A is shown where the base number of responses is less than 10 during the period. % is calculated as Quantity/Base number*100

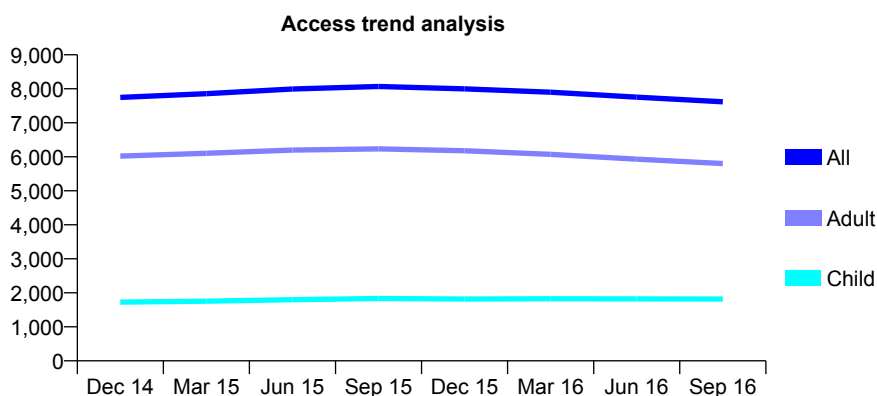
Q63 - Vital Signs At a Glance Contract Report for 164151/0001 - September 2016

Name or company name	The Crystal Palace Dental Centre
Contract type name	GDS Contract
Purpose of contract	General
Contract start date	01/04/2006
Contract end date	

16/17 Contracted general activity (UDA)	16,490
Carry forward general activity (UDA)	0
16/17 Contracted orthodontic activity (UOA)	0
Carry forward orthodontic activity (UOA)	0
Baseline contract value	£456,753.52

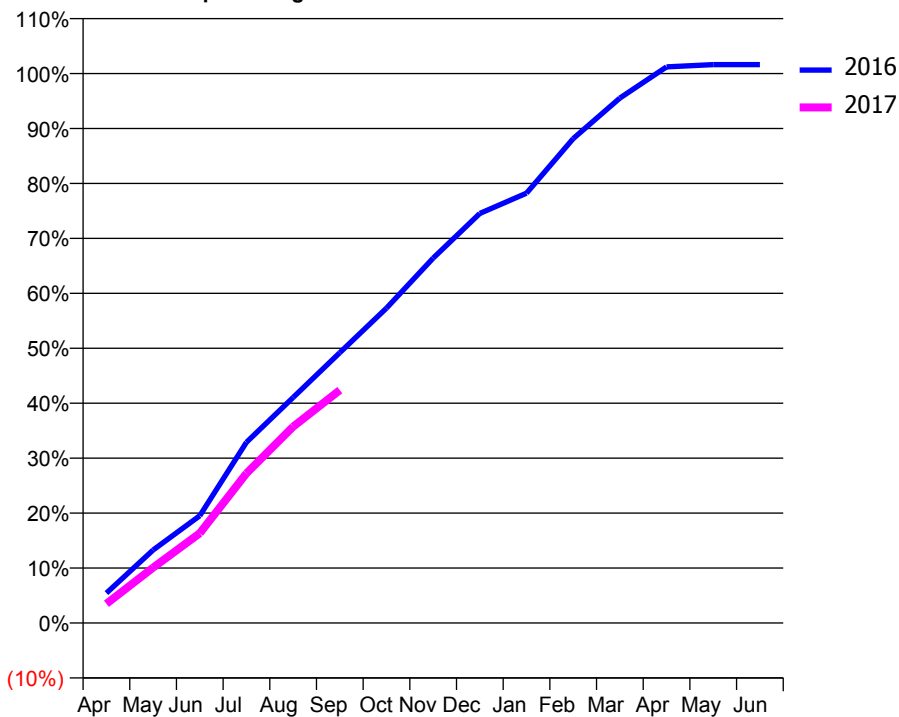
ACCESS*

Patients seen in 24 months	Total	Change since previous quarter
Quarter ending September 2015	8,068	
Quarter ending December 2015	7,998	→
Quarter ending March 2016	7,899	↓
Quarter ending June 2016	7,755	↓
Quarter ending September 2016	7,616	↓
Variance since September 2015	(5.6%)	↓



ACTIVITY

Cumulative percentage of contracted UDA delivered 2016 & 2017



Month	Adjusted Scheduled Activity (UDA)	
	2016	2017
April	898	578
May	2,190	1,662
June	3,218	2,696
July	5,424	4,494
August	6,768	5,893
September	8,114	6,988
October	9,448	
November	10,950	
December	12,290	
January	12,900	
February	14,537	
March	15,754	
April	16,690	
May	16,757	
June	16,756	

QUALITY

	Quantity	Base Number	Contract	AT	Region	England
% of FP17s for the same patient ID Re-attending within 3 months - Children	62	909	6.8%	10.4%	11.8%	12.4%
% of FP17s for the same patient ID Re-attending within 3 months - Adults	315	2,449	12.9%	15.9%	17.1%	16.7%
% of FP17s for the same patient ID Re-attending between 3 & 9 months - Children	251	909	27.6%	47.1%	45.8%	57.4%
% of FP17s for the same patient ID Re-attending between 3 & 9 months - Adults	644	2,449	26.3%	37.7%	37.6%	50.5%
% of FP17s for Band 1 Urgent Courses	301	2,890	10.4%	10.1%	10.6%	9.1%
% of FP17s Relating to Free Repair or Replacements	43	2,890	1.5%	0.6%	0.6%	0.8%
% of FP17s Relating to Continuations	12	2,890	0.4%	1.1%	0.9%	1.3%
% of Patients satisfied with the dentistry they have received	3	4	N/A	90.5%	90.2%	93.2%
% of Patients satisfied with the time they had to wait for an appointment	3	4	N/A	85.8%	83.8%	89.0%

* This is based on patients treated on this contract for their most recent course of treatment. Figures in italics indicate the base number of FP17s or Patient Questionnaire responses are less than 100. N/A is shown where the base number of responses is less than 10 during the period. % is calculated as Quantity/Base number*100

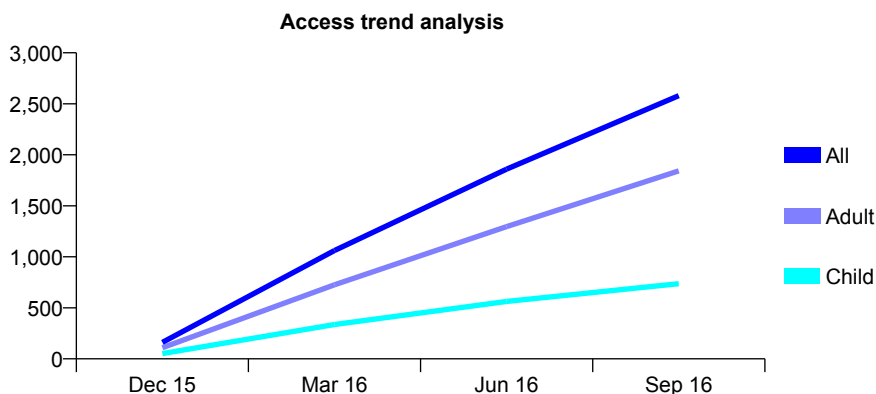
Q63 - Vital Signs At a Glance Contract Report for 164828/0001 - September 2016

Name or company name	2 Green Smile Ltd
Contract type name	GDS Contract
Purpose of contract	General
Contract start date	01/11/2015
Contract end date	

16/17 Contracted general activity (UDA)	7,750
Carry forward general activity (UDA)	120
16/17 Contracted orthodontic activity (UOA)	0
Carry forward orthodontic activity (UOA)	0
Baseline contract value	£199,454.53

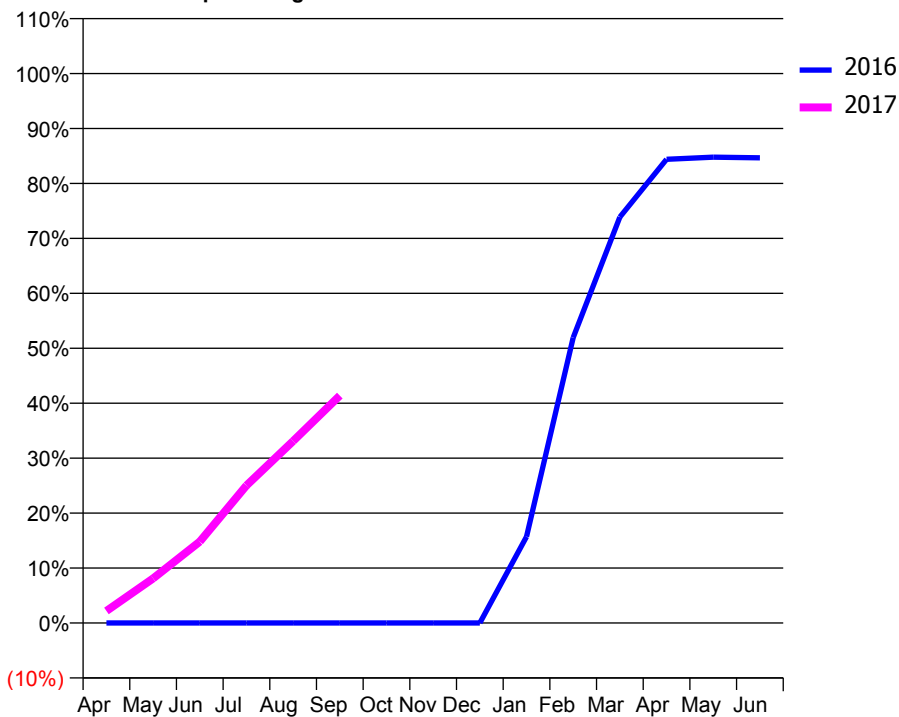
ACCESS*

Patients seen in 24 months	Total	Change since previous quarter
Quarter ending September 2015	0	
Quarter ending December 2015	161	↑
Quarter ending March 2016	1,062	↑
Quarter ending June 2016	1,859	↑
Quarter ending September 2016	2,580	↑
Variance since September 2015	N/A	



ACTIVITY

Cumulative percentage of contracted UDA delivered 2016 & 2017



Month	Adjusted Scheduled Activity (UDA)	
	2016	2017
April	0	170
May	0	628
June	0	1,148
July	0	1,940
August	0	2,566
September	0	3,207
October	0	
November	0	
December	0	
January	406	
February	1,341	
March	1,908	
April	2,179	
May	2,189	
June	2,186	

QUALITY

	Quantity	Base Number	Contract	AT	Region	England
% of FP17s for the same patient ID Re-attending within 3 months - Children	41	663	6.2%	10.4%	11.8%	12.4%
% of FP17s for the same patient ID Re-attending within 3 months - Adults	207	1,561	13.3%	15.9%	17.1%	16.7%
% of FP17s for the same patient ID Re-attending between 3 & 9 months - Children	150	663	22.6%	47.1%	45.8%	57.4%
% of FP17s for the same patient ID Re-attending between 3 & 9 months - Adults	164	1,561	10.5%	37.7%	37.6%	50.5%
% of FP17s for Band 1 Urgent Courses	197	1,742	11.3%	10.1%	10.6%	9.1%
% of FP17s Relating to Free Repair or Replacements	1	1,742	0.1%	0.6%	0.6%	0.8%
% of FP17s Relating to Continuations	2	1,742	0.1%	1.1%	0.9%	1.3%
% of Patients satisfied with the dentistry they have received	0	0	N/A	90.5%	90.2%	93.2%
% of Patients satisfied with the time they had to wait for an appointment	0	0	N/A	85.8%	83.8%	89.0%

* This is based on patients treated on this contract for their most recent course of treatment. Figures in italics indicate the base number of FP17s or Patient Questionnaire responses are less than 100. N/A is shown where the base number of responses is less than 10 during the period. % is calculated as Quantity/Base number*100

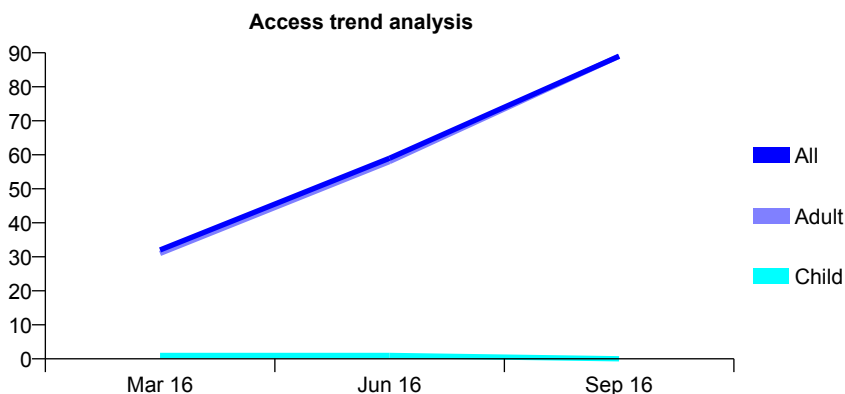
Q63 - Vital Signs At a Glance Contract Report for 164828/0002 - September 2016

Name or company name	2 Green Smile Ltd
Contract type name	PDS Contract
Purpose of contract	General
Contract start date	01/11/2015
Contract end date	

16/17 Contracted general activity (UDA)	375
Carry forward general activity (UDA)	0
16/17 Contracted orthodontic activity (UOA)	0
Carry forward orthodontic activity (UOA)	0
Baseline contract value	£20,154.75

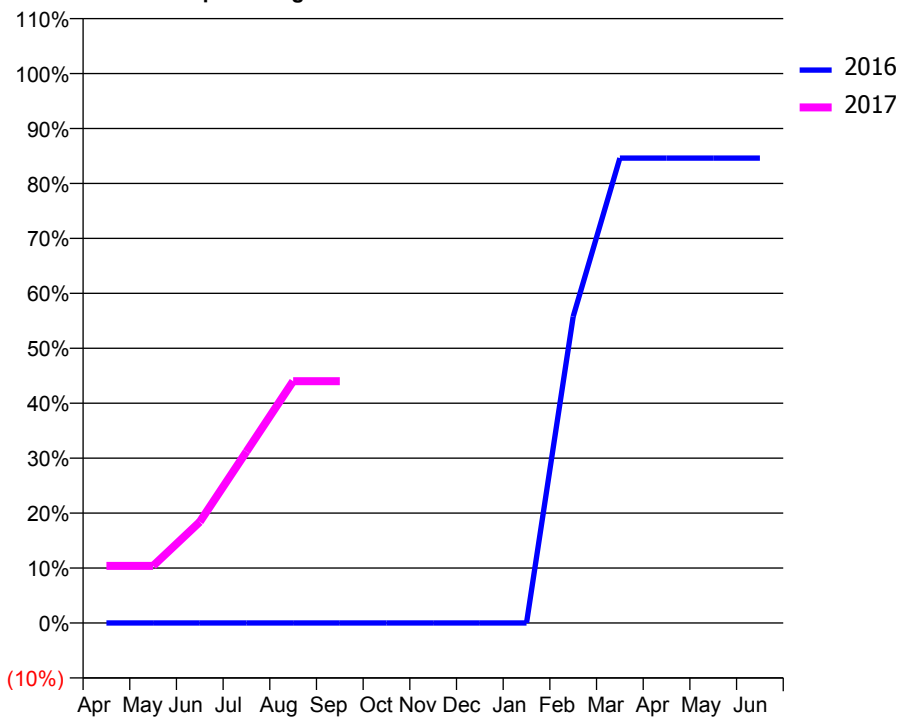
ACCESS*

Patients seen in 24 months	Total	Change since previous quarter
Quarter ending September 2015	0	
Quarter ending December 2015	0	
Quarter ending March 2016	32	
Quarter ending June 2016	59	↑
Quarter ending September 2016	89	↑
Variance since September 2015	N/A	



ACTIVITY

Cumulative percentage of contracted UDA delivered 2016 & 2017



Adjusted Scheduled Activity (UDA)

Month	2016	2017
April	0	39
May	0	39
June	0	69
July	0	117
August	0	165
September	0	165
October	0	
November	0	
December	0	
January	0	
February	87	
March	132	
April	132	
May	132	
June	132	

QUALITY

	Quantity	Base Number	Contract	AT	Region	England
% of FP17s for the same patient ID Re-attending within 3 months - Children	0	0	N/A	10.4%	11.8%	12.4%
% of FP17s for the same patient ID Re-attending within 3 months - Adults	1	55	1.8%	15.9%	17.1%	16.7%
% of FP17s for the same patient ID Re-attending between 3 & 9 months - Children	0	0	N/A	47.1%	45.8%	57.4%
% of FP17s for the same patient ID Re-attending between 3 & 9 months - Adults	0	55	0.0%	37.7%	37.6%	50.5%
% of FP17s for Band 1 Urgent Courses	0	55	0.0%	10.1%	10.6%	9.1%
% of FP17s Relating to Free Repair or Replacements	0	55	0.0%	0.6%	0.6%	0.8%
% of FP17s Relating to Continuations	0	55	0.0%	1.1%	0.9%	1.3%
% of Patients satisfied with the dentistry they have received	0	0	N/A	90.5%	90.2%	93.2%
% of Patients satisfied with the time they had to wait for an appointment	0	0	N/A	85.8%	83.8%	89.0%

* This is based on patients treated on this contract for their most recent course of treatment. Figures in italics indicate the base number of FP17s or Patient Questionnaire responses are less than 100. N/A is shown where the base number of responses is less than 10 during the period. % is calculated as Quantity/Base number*100

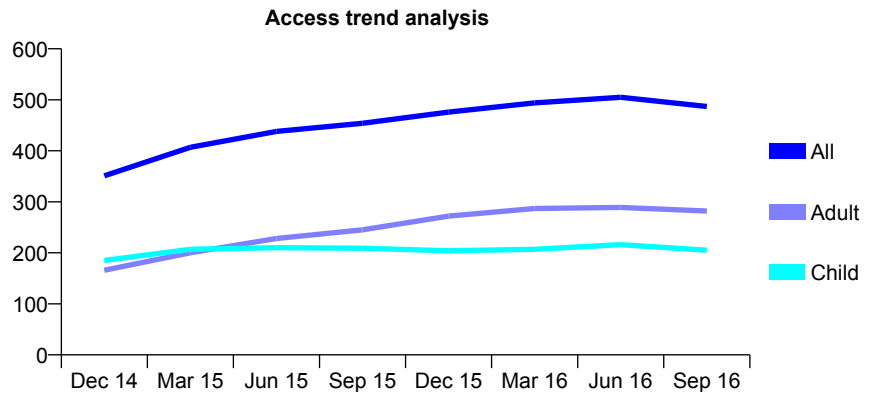
Q63 - Vital Signs At a Glance Contract Report for 164836/0001 - September 2016

Name or company name	Eastleigh Dental Practice
Contract type name	GDS Contract
Purpose of contract	General
Contract start date	10/03/2014
Contract end date	

16/17 Contracted general activity (UDA)	1,605
Carry forward general activity (UDA)	183
16/17 Contracted orthodontic activity (UOA)	0
Carry forward orthodontic activity (UOA)	0
Baseline contract value	£33,737.25

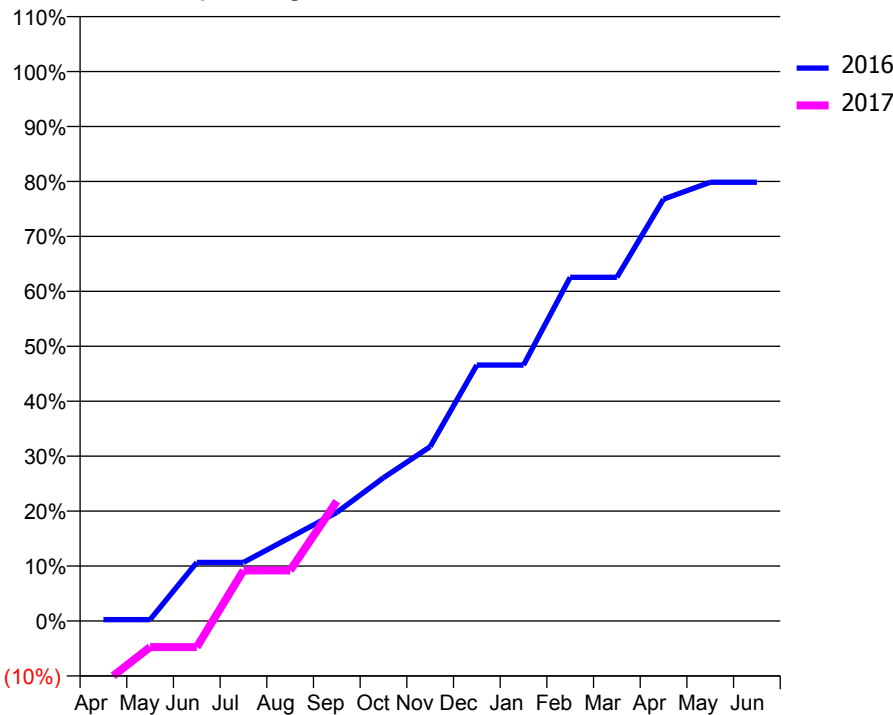
ACCESS*

Patients seen in 24 months	Total	Change since previous quarter
Quarter ending September 2015	454	
Quarter ending December 2015	476	↑
Quarter ending March 2016	494	↑
Quarter ending June 2016	505	↑
Quarter ending September 2016	487	↓
Variance since September 2015	7.3%	↑



ACTIVITY

Cumulative percentage of contracted UDA delivered 2016 & 2017



Month	Adjusted Scheduled Activity (UDA)	
	2016	2017
April	4	-183
May	4	-77
June	171	-77
July	171	148
August	244	148
September	317	350
October	418	
November	509	
December	748	
January	748	
February	1,004	
March	1,004	
April	1,232	
May	1,282	
June	1,282	

QUALITY

	Quantity	Base Number	Contract	AT	Region	England
% of FP17s for the same patient ID Re-attending within 3 months - Children	14	199	7.0%	10.4%	11.8%	12.4%
% of FP17s for the same patient ID Re-attending within 3 months - Adults	22	200	11.0%	15.9%	17.1%	16.7%
% of FP17s for the same patient ID Re-attending between 3 & 9 months - Children	100	199	50.3%	47.1%	45.8%	57.4%
% of FP17s for the same patient ID Re-attending between 3 & 9 months - Adults	100	200	50.0%	37.7%	37.6%	50.5%
% of FP17s for Band 1 Urgent Courses	9	266	3.4%	10.1%	10.6%	9.1%
% of FP17s Relating to Free Repair or Replacements	0	266	0.0%	0.6%	0.6%	0.8%
% of FP17s Relating to Continuations	0	266	0.0%	1.1%	0.9%	1.3%
% of Patients satisfied with the dentistry they have received	0	0	N/A	90.5%	90.2%	93.2%
% of Patients satisfied with the time they had to wait for an appointment	0	0	N/A	85.8%	83.8%	89.0%

* This is based on patients treated on this contract for their most recent course of treatment. Figures in italics indicate the base number of FP17s or Patient Questionnaire responses are less than 100. N/A is shown where the base number of responses is less than 10 during the period. % is calculated as Quantity/Base number*100

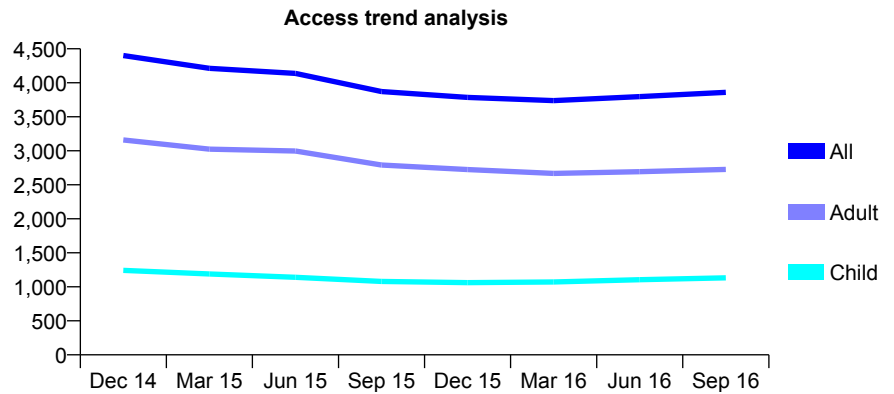
Q63 - Vital Signs At a Glance Contract Report for 164844/0001 - September 2016

Name or company name	Creekside Dental Practice
Contract type name	GDS Contract
Purpose of contract	General
Contract start date	01/04/2008
Contract end date	

16/17 Contracted general activity (UDA)	20,574
Carry forward general activity (UDA)	0
16/17 Contracted orthodontic activity (UOA)	0
Carry forward orthodontic activity (UOA)	0
Baseline contract value	£573,158.42

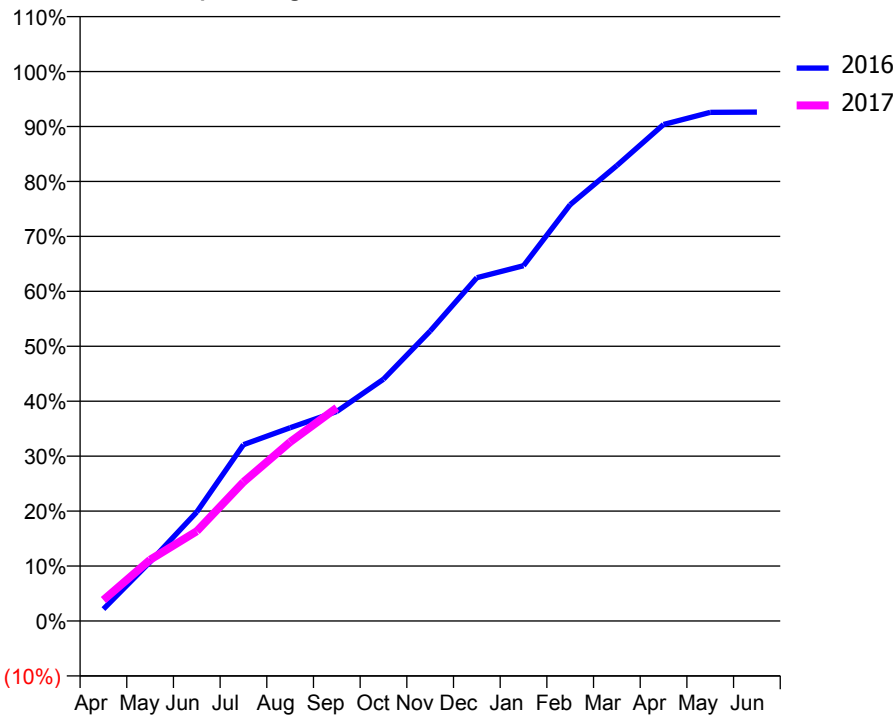
ACCESS*

Patients seen in 24 months	Total	Change since previous quarter
Quarter ending September 2015	3,871	
Quarter ending December 2015	3,786	↓
Quarter ending March 2016	3,739	↓
Quarter ending June 2016	3,798	→
Quarter ending September 2016	3,859	→
Variance since September 2015	(0.3%)	→



ACTIVITY

Cumulative percentage of contracted UDA delivered 2016 & 2017



Month	Adjusted Scheduled Activity (UDA)	
	2016	2017
April	446	787
May	2,212	2,296
June	4,082	3,364
July	6,603	5,204
August	7,238	6,705
September	7,845	7,985
October	9,055	
November	10,856	
December	12,853	
January	13,305	
February	15,591	
March	17,054	
April	18,593	
May	19,046	
June	19,055	

QUALITY

	Quantity	Base Number	Contract	AT	Region	England
% of FP17s for the same patient ID Re-attending within 3 months - Children	55	819	6.7%	10.4%	11.8%	12.4%
% of FP17s for the same patient ID Re-attending within 3 months - Adults	249	1,715	14.5%	15.9%	17.1%	16.7%
% of FP17s for the same patient ID Re-attending between 3 & 9 months - Children	381	819	46.5%	47.1%	45.8%	57.4%
% of FP17s for the same patient ID Re-attending between 3 & 9 months - Adults	589	1,715	34.3%	37.7%	37.6%	50.5%
% of FP17s for Band 1 Urgent Courses	127	2,043	6.2%	10.1%	10.6%	9.1%
% of FP17s Relating to Free Repair or Replacements	9	2,043	0.4%	0.6%	0.6%	0.8%
% of FP17s Relating to Continuations	43	2,043	2.1%	1.1%	0.9%	1.3%
% of Patients satisfied with the dentistry they have received	0	0	N/A	90.5%	90.2%	93.2%
% of Patients satisfied with the time they had to wait for an appointment	0	0	N/A	85.8%	83.8%	89.0%

* This is based on patients treated on this contract for their most recent course of treatment. Figures in italics indicate the base number of FP17s or Patient Questionnaire responses are less than 100. N/A is shown where the base number of responses is less than 10 during the period. % is calculated as Quantity/Base number*100

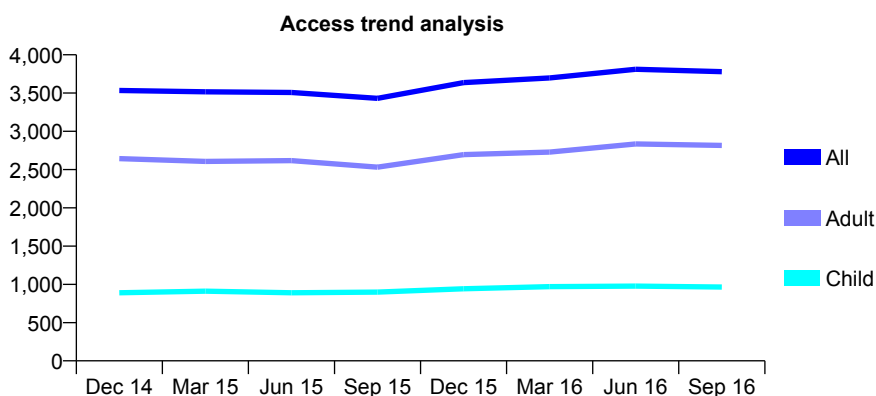
Q63 - Vital Signs At a Glance Contract Report for 166634/0001 - September 2016

Name or company name	Lancaster House Dental Practice
Contract type name	Pilot Contract
Purpose of contract	General and Orthodontic
Contract start date	01/04/2006
Contract end date	

16/17 Contracted general activity (UDA)	14,290
Carry forward general activity (UDA)	0
16/17 Contracted orthodontic activity (UOA)	224
Carry forward orthodontic activity (UOA)	0
Baseline contract value	£387,954.78

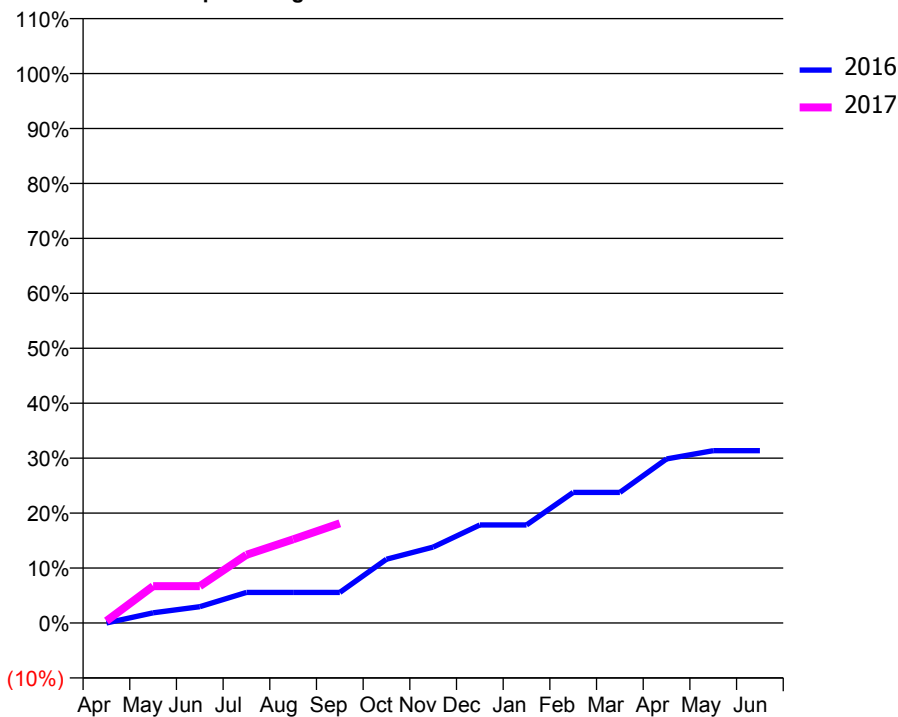
ACCESS*

Patients seen in 24 months	Total	Change since previous quarter
Quarter ending September 2015	3,431	
Quarter ending December 2015	3,637	↑
Quarter ending March 2016	3,698	→
Quarter ending June 2016	3,811	↑
Quarter ending September 2016	3,779	→
Variance since September 2015	10.1%	↑



ACTIVITY

Cumulative percentage of contracted UDA delivered 2016 & 2017



Adjusted Scheduled Activity (UDA)

Month	2016	2017
April	0	54
May	266	960
June	425	960
July	794	1,774
August	795	2,175
September	795	2,592
October	1,658	
November	1,975	
December	2,550	
January	2,550	
February	3,396	
March	3,396	
April	4,267	
May	4,483	
June	4,483	

QUALITY

	Quantity	Base Number	Contract	AT	Region	England
% of FP17s for the same patient ID Re-attending within 3 months - Children	29	630	4.6%	10.4%	11.8%	12.4%
% of FP17s for the same patient ID Re-attending within 3 months - Adults	183	1,671	11.0%	15.9%	17.1%	16.7%
% of FP17s for the same patient ID Re-attending between 3 & 9 months - Children	253	630	40.2%	47.1%	45.8%	57.4%
% of FP17s for the same patient ID Re-attending between 3 & 9 months - Adults	374	1,671	22.4%	37.7%	37.6%	50.5%
% of FP17s for Band 1 Urgent Courses	160	1,305	12.3%	10.1%	10.6%	9.1%
% of FP17s Relating to Free Repair or Replacements	2	1,305	0.2%	0.6%	0.6%	0.8%
% of FP17s Relating to Continuations	7	1,305	0.5%	1.1%	0.9%	1.3%
% of Patients satisfied with the dentistry they have received	1	1	N/A	90.5%	90.2%	93.2%
% of Patients satisfied with the time they had to wait for an appointment	0	1	N/A	85.8%	83.8%	89.0%

* This is based on patients treated on this contract for their most recent course of treatment. Figures in italics indicate the base number of FP17s or Patient Questionnaire responses are less than 100. N/A is shown where the base number of responses is less than 10 during the period. % is calculated as Quantity/Base number*100

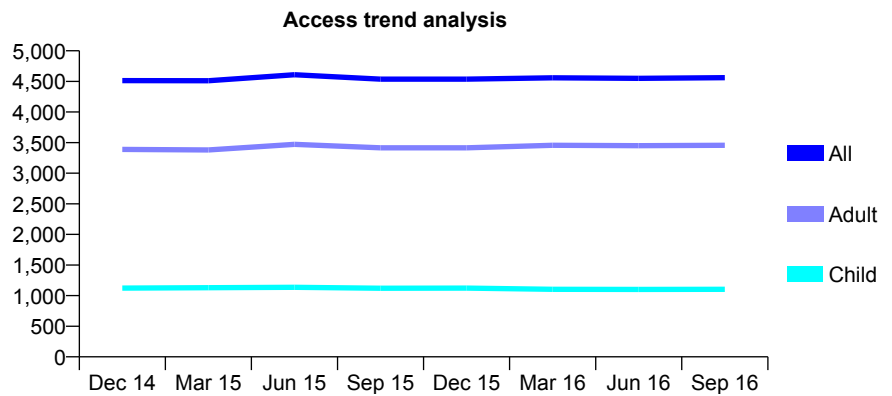
Q63 - Vital Signs At a Glance Contract Report for 167517/0001 - September 2016

Name or company name	HB Dental Practice Limited
Contract type name	GDS Contract
Purpose of contract	General
Contract start date	01/11/2009
Contract end date	

16/17 Contracted general activity (UDA)	20,586
Carry forward general activity (UDA)	544
16/17 Contracted orthodontic activity (UOA)	0
Carry forward orthodontic activity (UOA)	0
Baseline contract value	£486,402.25

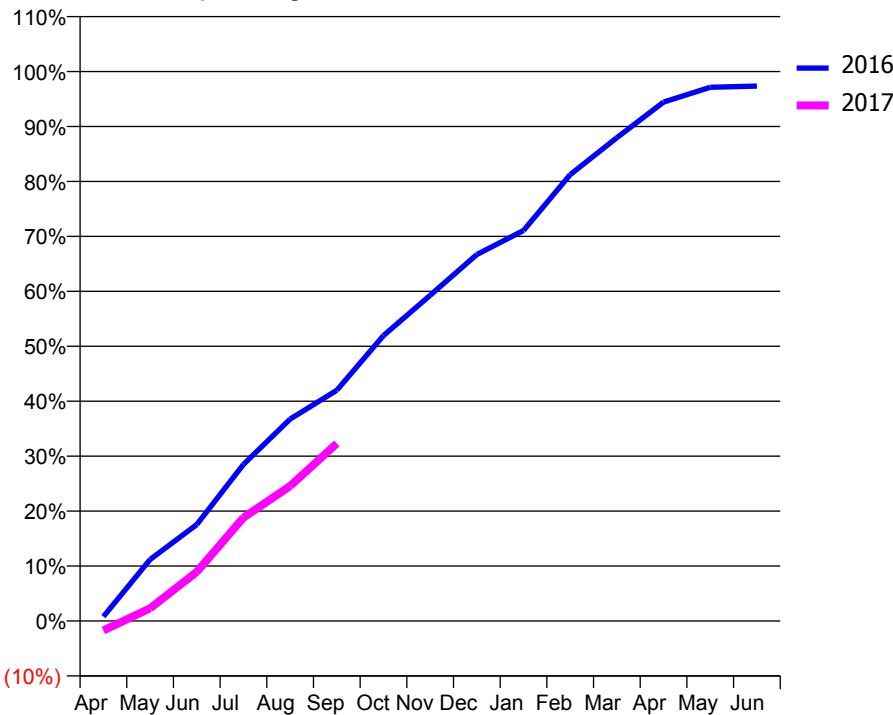
ACCESS*

Patients seen in 24 months	Total	Change since previous quarter
Quarter ending September 2015	4,536	
Quarter ending December 2015	4,538	→
Quarter ending March 2016	4,559	→
Quarter ending June 2016	4,551	→
Quarter ending September 2016	4,560	→
Variance since September 2015	0.5%	→



ACTIVITY

Cumulative percentage of contracted UDA delivered 2016 & 2017



Month	Adjusted Scheduled Activity (UDA)	
	2016	2017
April	165	-359
May	2,306	479
June	3,614	1,841
July	5,868	3,875
August	7,567	5,056
September	8,647	6,652
October	10,694	
November	12,201	
December	13,730	
January	14,632	
February	16,725	
March	18,108	
April	19,443	
May	19,995	
June	20,042	

QUALITY

	Quantity	Base Number	Contract	AT	Region	England
% of FP17s for the same patient ID Re-attending within 3 months - Children	42	612	6.9%	10.4%	11.8%	12.4%
% of FP17s for the same patient ID Re-attending within 3 months - Adults	318	1,924	16.5%	15.9%	17.1%	16.7%
% of FP17s for the same patient ID Re-attending between 3 & 9 months - Children	210	612	34.3%	47.1%	45.8%	57.4%
% of FP17s for the same patient ID Re-attending between 3 & 9 months - Adults	681	1,924	35.4%	37.7%	37.6%	50.5%
% of FP17s for Band 1 Urgent Courses	154	2,030	7.6%	10.1%	10.6%	9.1%
% of FP17s Relating to Free Repair or Replacements	35	2,030	1.7%	0.6%	0.6%	0.8%
% of FP17s Relating to Continuations	59	2,030	2.9%	1.1%	0.9%	1.3%
% of Patients satisfied with the dentistry they have received	2	2	N/A	90.5%	90.2%	93.2%
% of Patients satisfied with the time they had to wait for an appointment	2	2	N/A	85.8%	83.8%	89.0%

* This is based on patients treated on this contract for their most recent course of treatment. Figures in italics indicate the base number of FP17s or Patient Questionnaire responses are less than 100. N/A is shown where the base number of responses is less than 10 during the period. % is calculated as Quantity/Base number*100

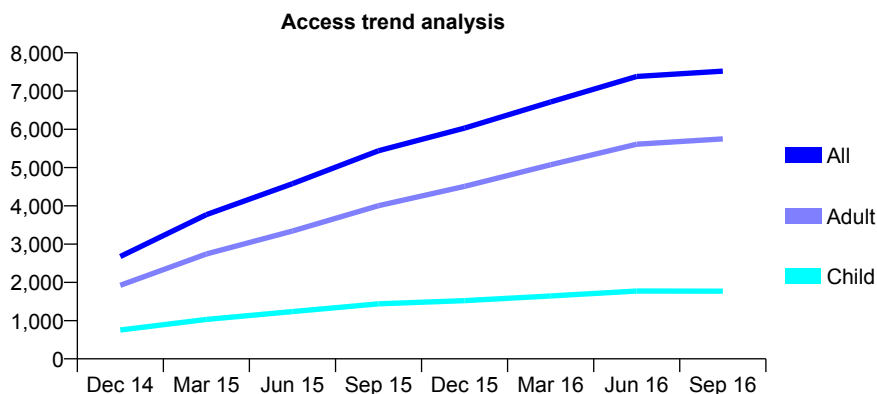
Q63 - Vital Signs At a Glance Contract Report for 168408/0001 - September 2016

Name or company name	Brixton Hill Dental Practice
Contract type name	GDS Contract
Purpose of contract	General
Contract start date	01/07/2014
Contract end date	

16/17 Contracted general activity (UDA)	35,407
Carry forward general activity (UDA)	0
16/17 Contracted orthodontic activity (UOA)	0
Carry forward orthodontic activity (UOA)	0
Baseline contract value	£1,151,702.24

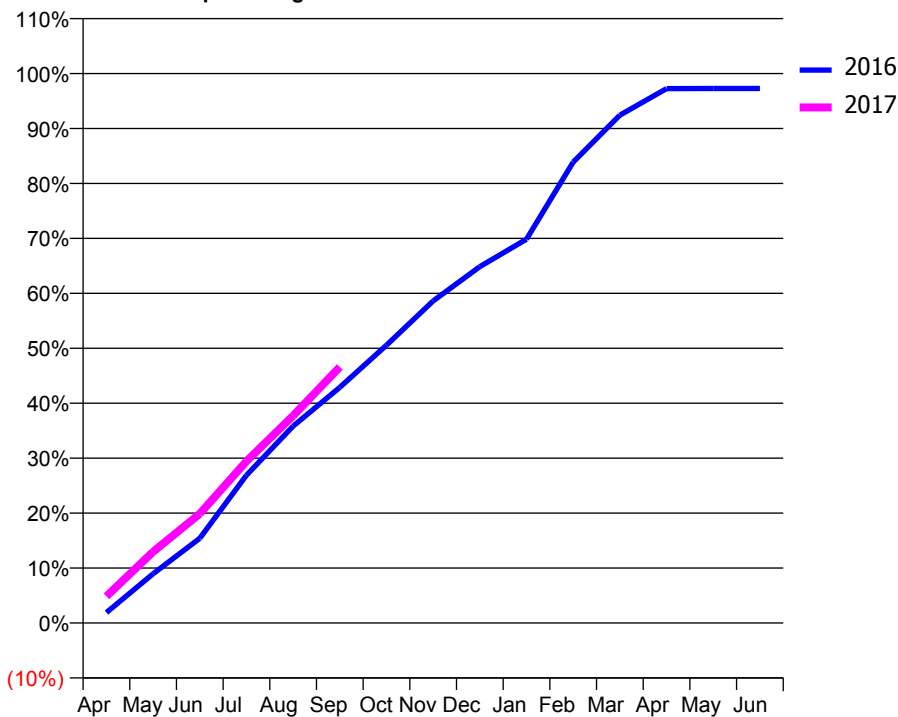
ACCESS*

Patients seen in 24 months	Total	Change since previous quarter
Quarter ending September 2015	5,439	
Quarter ending December 2015	6,031	↑
Quarter ending March 2016	6,717	↑
Quarter ending June 2016	7,383	↑
Quarter ending September 2016	7,520	→
Variance since September 2015	38.3%	↑



ACTIVITY

Cumulative percentage of contracted UDA delivered 2016 & 2017



Month	Adjusted Scheduled Activity (UDA)	
	2016	2017
April	678	1,724
May	3,171	4,592
June	5,462	7,043
July	9,522	10,423
August	12,689	13,356
September	15,190	16,502
October	17,902	
November	20,758	
December	22,962	
January	24,732	
February	29,702	
March	32,723	
April	34,437	
May	34,438	
June	34,438	

QUALITY

	Quantity	Base Number	Contract	AT	Region	England
% of FP17s for the same patient ID Re-attending within 3 months - Children	64	1,130	5.7%	10.4%	11.8%	12.4%
% of FP17s for the same patient ID Re-attending within 3 months - Adults	265	2,937	9.0%	15.9%	17.1%	16.7%
% of FP17s for the same patient ID Re-attending between 3 & 9 months - Children	475	1,130	42.0%	47.1%	45.8%	57.4%
% of FP17s for the same patient ID Re-attending between 3 & 9 months - Adults	1,002	2,937	34.1%	37.7%	37.6%	50.5%
% of FP17s for Band 1 Urgent Courses	294	3,736	7.9%	10.1%	10.6%	9.1%
% of FP17s Relating to Free Repair or Replacements	4	3,736	0.1%	0.6%	0.6%	0.8%
% of FP17s Relating to Continuations	59	3,736	1.6%	1.1%	0.9%	1.3%
% of Patients satisfied with the dentistry they have received	2	2	N/A	90.5%	90.2%	93.2%
% of Patients satisfied with the time they had to wait for an appointment	2	2	N/A	85.8%	83.8%	89.0%

* This is based on patients treated on this contract for their most recent course of treatment. Figures in italics indicate the base number of FP17s or Patient Questionnaire responses are less than 100. N/A is shown where the base number of responses is less than 10 during the period. % is calculated as Quantity/Base number*100

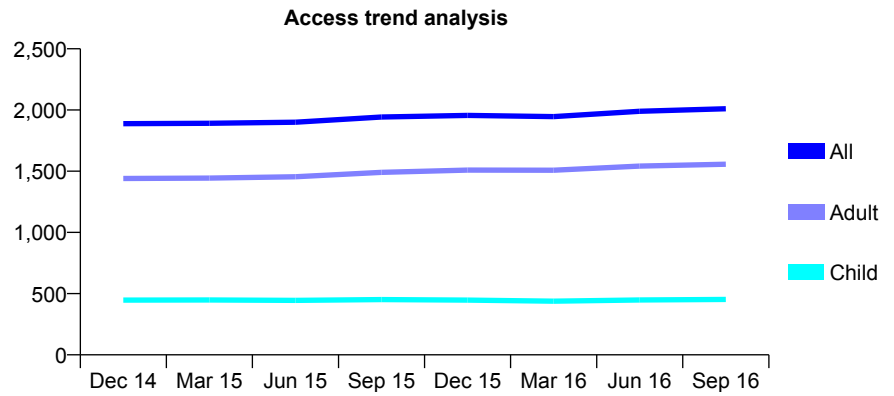
Q63 - Vital Signs At a Glance Contract Report for 168955/0001 - September 2016

Name or company name	Tolworth Rise Practice
Contract type name	GDS Contract
Purpose of contract	General
Contract start date	01/04/2009
Contract end date	

16/17 Contracted general activity (UDA)	6,000
Carry forward general activity (UDA)	0
16/17 Contracted orthodontic activity (UOA)	0
Carry forward orthodontic activity (UOA)	0
Baseline contract value	£134,962.56

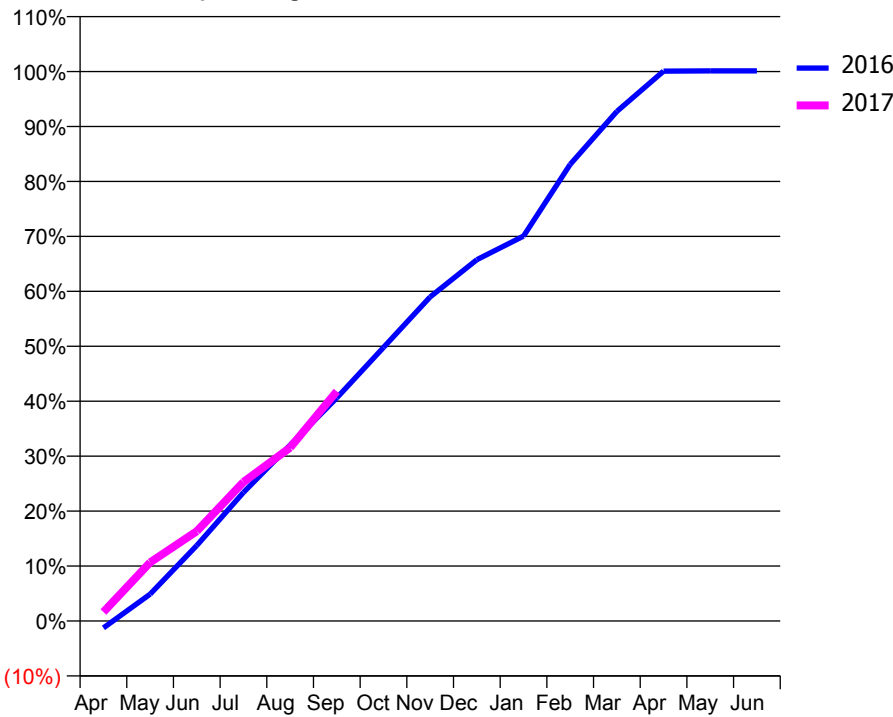
ACCESS*

Patients seen in 24 months	Total	Change since previous quarter
Quarter ending September 2015	1,943	
Quarter ending December 2015	1,956	→
Quarter ending March 2016	1,946	→
Quarter ending June 2016	1,990	↑
Quarter ending September 2016	2,010	→
Variance since September 2015	3.4%	↑



ACTIVITY

Cumulative percentage of contracted UDA delivered 2016 & 2017



Month	Adjusted Scheduled Activity (UDA)	
	2016	2017
April	-76	98
May	293	641
June	825	981
July	1,404	1,518
August	1,921	1,894
September	2,437	2,507
October	2,987	
November	3,539	
December	3,945	
January	4,203	
February	4,987	
March	5,564	
April	6,003	
May	6,007	
June	6,007	

QUALITY

	Quantity	Base Number	Contract	AT	Region	England
% of FP17s for the same patient ID Re-attending within 3 months - Children	27	366	7.4%	10.4%	11.8%	12.4%
% of FP17s for the same patient ID Re-attending within 3 months - Adults	148	1,196	12.4%	15.9%	17.1%	16.7%
% of FP17s for the same patient ID Re-attending between 3 & 9 months - Children	230	366	62.8%	47.1%	45.8%	57.4%
% of FP17s for the same patient ID Re-attending between 3 & 9 months - Adults	761	1,196	63.6%	37.7%	37.6%	50.5%
% of FP17s for Band 1 Urgent Courses	42	1,339	3.1%	10.1%	10.6%	9.1%
% of FP17s Relating to Free Repair or Replacements	8	1,339	0.6%	0.6%	0.6%	0.8%
% of FP17s Relating to Continuations	27	1,339	2.0%	1.1%	0.9%	1.3%
% of Patients satisfied with the dentistry they have received	2	2	N/A	90.5%	90.2%	93.2%
% of Patients satisfied with the time they had to wait for an appointment	2	2	N/A	85.8%	83.8%	89.0%

* This is based on patients treated on this contract for their most recent course of treatment. Figures in italics indicate the base number of FP17s or Patient Questionnaire responses are less than 100. N/A is shown where the base number of responses is less than 10 during the period. % is calculated as Quantity/Base number*100

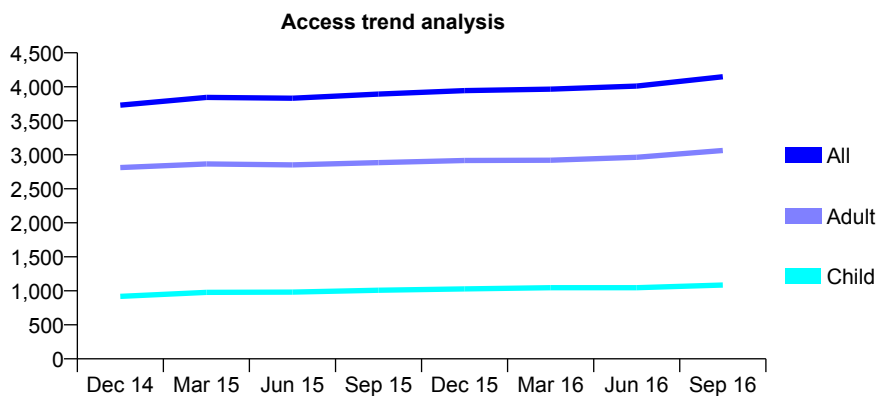
Q63 - Vital Signs At a Glance Contract Report for 170267/0001 - September 2016

Name or company name	Ramani Dental Practice
Contract type name	GDS Contract
Purpose of contract	General
Contract start date	01/04/2006
Contract end date	

16/17 Contracted general activity (UDA)	10,000
Carry forward general activity (UDA)	0
16/17 Contracted orthodontic activity (UOA)	0
Carry forward orthodontic activity (UOA)	0
Baseline contract value	£258,084.10

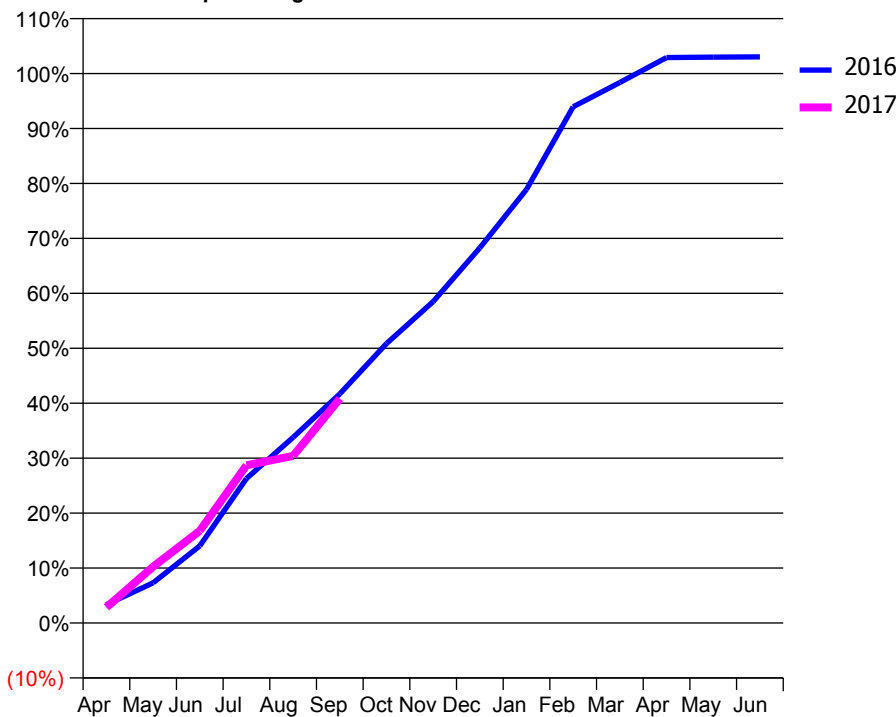
ACCESS*

Patients seen in 24 months	Total	Change since previous quarter
Quarter ending September 2015	3,893	
Quarter ending December 2015	3,944	→
Quarter ending March 2016	3,966	→
Quarter ending June 2016	4,010	→
Quarter ending September 2016	4,149	↑
Variance since September 2015	6.6%	↑



ACTIVITY

Cumulative percentage of contracted UDA delivered 2016 & 2017



Month	Adjusted Scheduled Activity (UDA)	
	2016	2017
April	334	286
May	732	1,026
June	1,405	1,678
July	2,630	2,870
August	3,380	3,042
September	4,169	4,083
October	5,086	
November	5,850	
December	6,828	
January	7,890	
February	9,395	
March	9,837	
April	10,289	
May	10,298	
June	10,304	

QUALITY

	Quantity	Base Number	Contract	AT	Region	England
% of FP17s for the same patient ID Re-attending within 3 months - Children	41	666	6.2%	10.4%	11.8%	12.4%
% of FP17s for the same patient ID Re-attending within 3 months - Adults	214	1,659	12.9%	15.9%	17.1%	16.7%
% of FP17s for the same patient ID Re-attending between 3 & 9 months - Children	274	666	41.1%	47.1%	45.8%	57.4%
% of FP17s for the same patient ID Re-attending between 3 & 9 months - Adults	535	1,659	32.2%	37.7%	37.6%	50.5%
% of FP17s for Band 1 Urgent Courses	163	1,859	8.8%	10.1%	10.6%	9.1%
% of FP17s Relating to Free Repair or Replacements	21	1,859	1.1%	0.6%	0.6%	0.8%
% of FP17s Relating to Continuations	12	1,859	0.6%	1.1%	0.9%	1.3%
% of Patients satisfied with the dentistry they have received	3	3	N/A	90.5%	90.2%	93.2%
% of Patients satisfied with the time they had to wait for an appointment	2	3	N/A	85.8%	83.8%	89.0%

* This is based on patients treated on this contract for their most recent course of treatment. Figures in italics indicate the base number of FP17s or Patient Questionnaire responses are less than 100. N/A is shown where the base number of responses is less than 10 during the period. % is calculated as Quantity/Base number*100

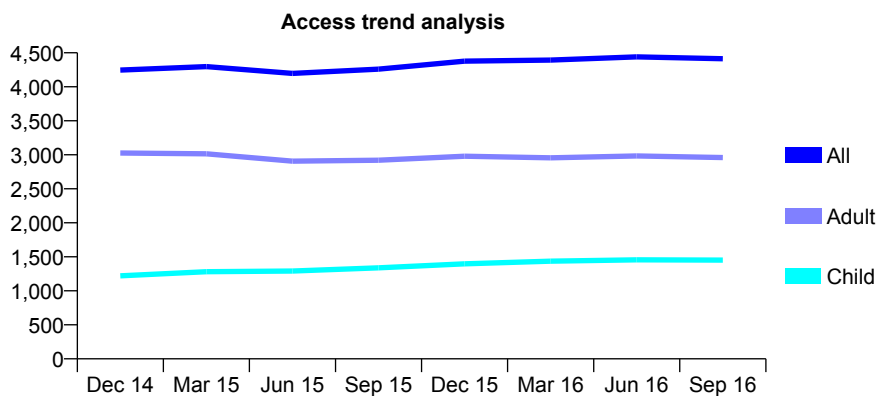
Q63 - Vital Signs At a Glance Contract Report for 170453/0001 - September 2016

Name or company name	The Lacey Dental Practice Partnership.
Contract type name	GDS Contract
Purpose of contract	General
Contract start date	01/06/2012
Contract end date	

16/17 Contracted general activity (UDA)	13,310
Carry forward general activity (UDA)	65
16/17 Contracted orthodontic activity (UOA)	0
Carry forward orthodontic activity (UOA)	0
Baseline contract value	£427,150.31

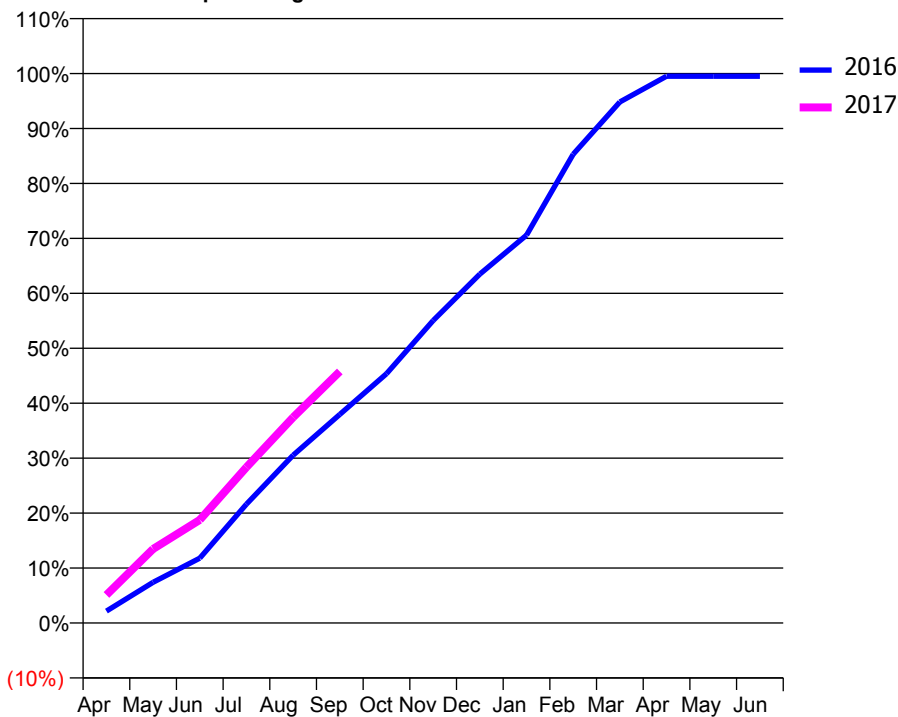
ACCESS*

Patients seen in 24 months	Total	Change since previous quarter
Quarter ending September 2015	4,260	
Quarter ending December 2015	4,377	↑
Quarter ending March 2016	4,393	→
Quarter ending June 2016	4,440	→
Quarter ending September 2016	4,412	→
Variance since September 2015	3.6%	↑



ACTIVITY

Cumulative percentage of contracted UDA delivered 2016 & 2017



Month	Adjusted Scheduled Activity (UDA)	
	2016	2017
April	288	678
May	987	1,795
June	1,570	2,498
July	2,879	3,774
August	4,066	4,983
September	5,053	6,093
October	6,038	
November	7,326	
December	8,450	
January	9,394	
February	11,354	
March	12,620	
April	13,245	
May	13,245	
June	13,245	

QUALITY

	Quantity	Base Number	Contract	AT	Region	England
% of FP17s for the same patient ID Re-attending within 3 months - Children	75	831	9.0%	10.4%	11.8%	12.4%
% of FP17s for the same patient ID Re-attending within 3 months - Adults	245	1,505	16.3%	15.9%	17.1%	16.7%
% of FP17s for the same patient ID Re-attending between 3 & 9 months - Children	373	831	44.9%	47.1%	45.8%	57.4%
% of FP17s for the same patient ID Re-attending between 3 & 9 months - Adults	519	1,505	34.5%	37.7%	37.6%	50.5%
% of FP17s for Band 1 Urgent Courses	212	2,140	9.9%	10.1%	10.6%	9.1%
% of FP17s Relating to Free Repair or Replacements	2	2,140	0.1%	0.6%	0.6%	0.8%
% of FP17s Relating to Continuations	38	2,140	1.8%	1.1%	0.9%	1.3%
% of Patients satisfied with the dentistry they have received	2	2	N/A	90.5%	90.2%	93.2%
% of Patients satisfied with the time they had to wait for an appointment	0	2	N/A	85.8%	83.8%	89.0%

* This is based on patients treated on this contract for their most recent course of treatment. Figures in italics indicate the base number of FP17s or Patient Questionnaire responses are less than 100. N/A is shown where the base number of responses is less than 10 during the period. % is calculated as Quantity/Base number*100

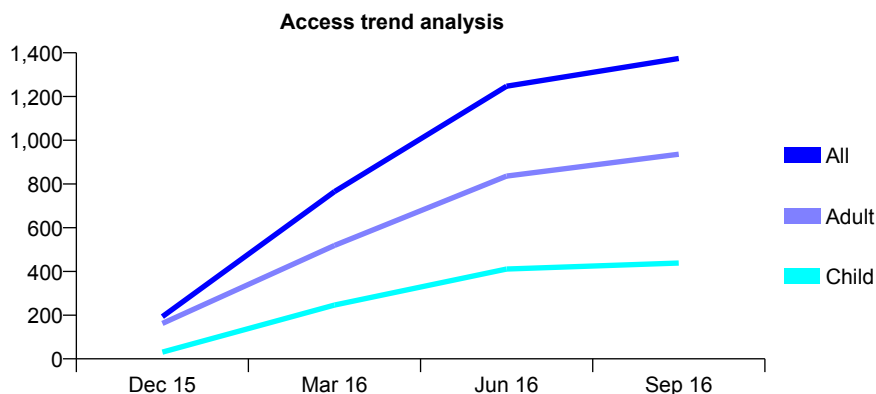
Q63 - Vital Signs At a Glance Contract Report for 170763/0001 - September 2016

Name or company name	Mayor and Tokareva
Contract type name	GDS Contract
Purpose of contract	General
Contract start date	01/12/2015
Contract end date	

16/17 Contracted general activity (UDA)	10,000
Carry forward general activity (UDA)	0
16/17 Contracted orthodontic activity (UOA)	0
Carry forward orthodontic activity (UOA)	0
Baseline contract value	£257,029.12

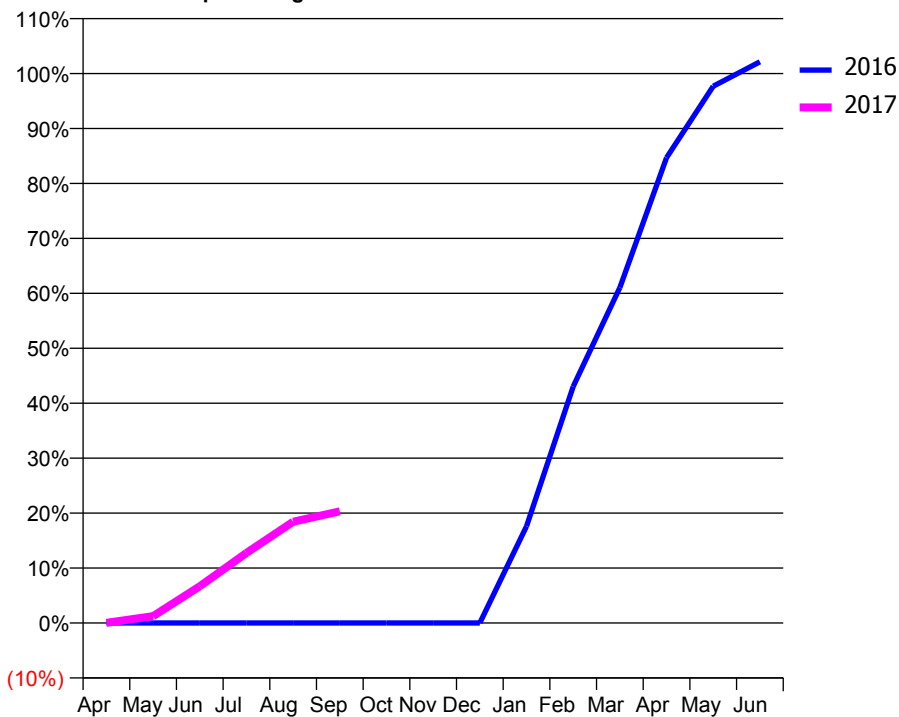
ACCESS*

Patients seen in 24 months	Total	Change since previous quarter
Quarter ending September 2015	0	
Quarter ending December 2015	193	↑
Quarter ending March 2016	765	↑
Quarter ending June 2016	1,247	↑
Quarter ending September 2016	1,374	↑
Variance since September 2015	N/A	



ACTIVITY

Cumulative percentage of contracted UDA delivered 2016 & 2017



Month	Adjusted Scheduled Activity (UDA)	
	2016	2017
April	0	4
May	0	126
June	0	670
July	0	1,275
August	0	1,842
September	0	2,031
October	0	
November	0	
December	0	
January	587	
February	1,434	
March	2,035	
April	2,822	
May	3,256	
June	3,404	

QUALITY

	Quantity	Base Number	Contract	AT	Region	England
% of FP17s for the same patient ID Re-attending within 3 months - Children	15	341	4.4%	10.4%	11.8%	12.4%
% of FP17s for the same patient ID Re-attending within 3 months - Adults	121	814	14.9%	15.9%	17.1%	16.7%
% of FP17s for the same patient ID Re-attending between 3 & 9 months - Children	29	341	8.5%	47.1%	45.8%	57.4%
% of FP17s for the same patient ID Re-attending between 3 & 9 months - Adults	82	814	10.1%	37.7%	37.6%	50.5%
% of FP17s for Band 1 Urgent Courses	52	703	7.4%	10.1%	10.6%	9.1%
% of FP17s Relating to Free Repair or Replacements	18	703	2.6%	0.6%	0.6%	0.8%
% of FP17s Relating to Continuations	3	703	0.4%	1.1%	0.9%	1.3%
% of Patients satisfied with the dentistry they have received	1	1	N/A	90.5%	90.2%	93.2%
% of Patients satisfied with the time they had to wait for an appointment	1	1	N/A	85.8%	83.8%	89.0%

* This is based on patients treated on this contract for their most recent course of treatment. Figures in italics indicate the base number of FP17s or Patient Questionnaire responses are less than 100. N/A is shown where the base number of responses is less than 10 during the period. % is calculated as Quantity/Base number*100

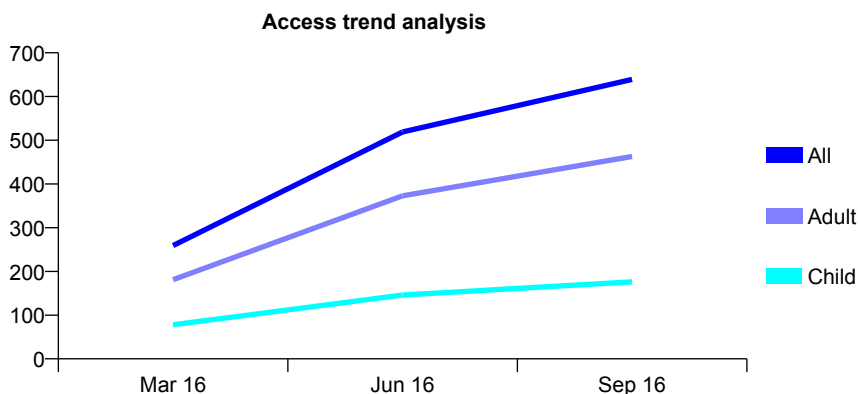
Q63 - Vital Signs At a Glance Contract Report for 170763/0002 - September 2016

Name or company name	Mayor and Tokareva
Contract type name	GDS Contract
Purpose of contract	General
Contract start date	01/12/2015
Contract end date	

16/17 Contracted general activity (UDA)	3,099
Carry forward general activity (UDA)	0
16/17 Contracted orthodontic activity (UOA)	0
Carry forward orthodontic activity (UOA)	0
Baseline contract value	£79,653.32

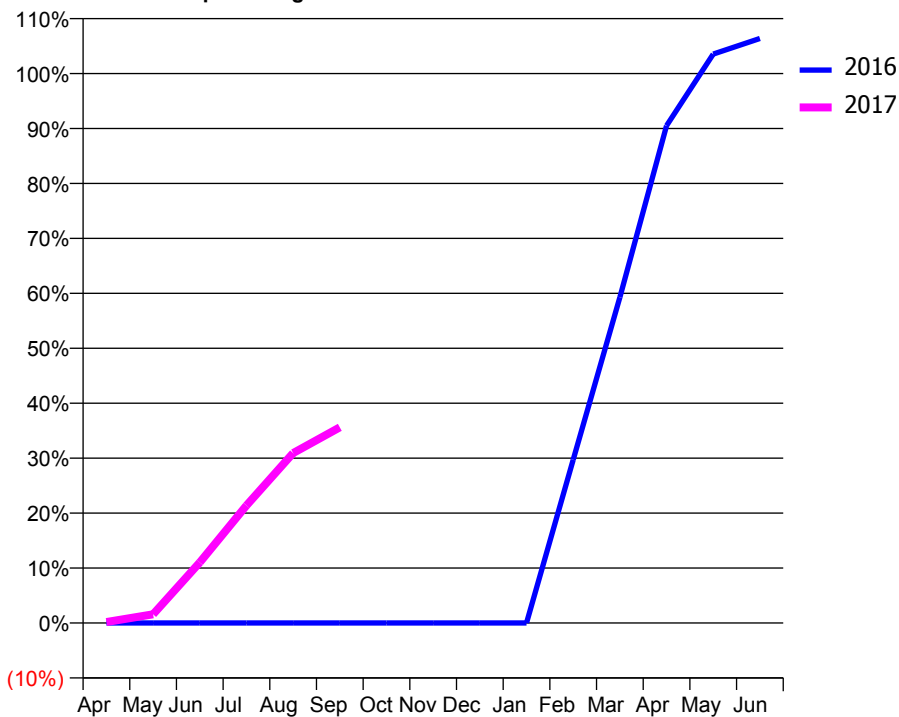
ACCESS*

Patients seen in 24 months	Total	Change since previous quarter
Quarter ending September 2015	0	
Quarter ending December 2015	0	
Quarter ending March 2016	259	
Quarter ending June 2016	519	↑
Quarter ending September 2016	639	↑
Variance since September 2015	N/A	



ACTIVITY

Cumulative percentage of contracted UDA delivered 2016 & 2017



Month	Adjusted Scheduled Activity (UDA)	
	2016	2017
April	0	6
May	0	50
June	0	342
July	0	663
August	0	958
September	0	1,103
October	0	
November	0	
December	0	
January	0	
February	307	
March	612	
April	935	
May	1,070	
June	1,099	

QUALITY

	Quantity	Base Number	Contract	AT	Region	England
% of FP17s for the same patient ID Re-attending within 3 months - Children	9	156	5.8%	10.4%	11.8%	12.4%
% of FP17s for the same patient ID Re-attending within 3 months - Adults	47	457	10.3%	15.9%	17.1%	16.7%
% of FP17s for the same patient ID Re-attending between 3 & 9 months - Children	16	156	10.3%	47.1%	45.8%	57.4%
% of FP17s for the same patient ID Re-attending between 3 & 9 months - Adults	42	457	9.2%	37.7%	37.6%	50.5%
% of FP17s for Band 1 Urgent Courses	32	434	7.4%	10.1%	10.6%	9.1%
% of FP17s Relating to Free Repair or Replacements	8	434	1.8%	0.6%	0.6%	0.8%
% of FP17s Relating to Continuations	2	434	0.5%	1.1%	0.9%	1.3%
% of Patients satisfied with the dentistry they have received	3	3	N/A	90.5%	90.2%	93.2%
% of Patients satisfied with the time they had to wait for an appointment	2	3	N/A	85.8%	83.8%	89.0%

* This is based on patients treated on this contract for their most recent course of treatment. Figures in italics indicate the base number of FP17s or Patient Questionnaire responses are less than 100. N/A is shown where the base number of responses is less than 10 during the period. % is calculated as Quantity/Base number*100

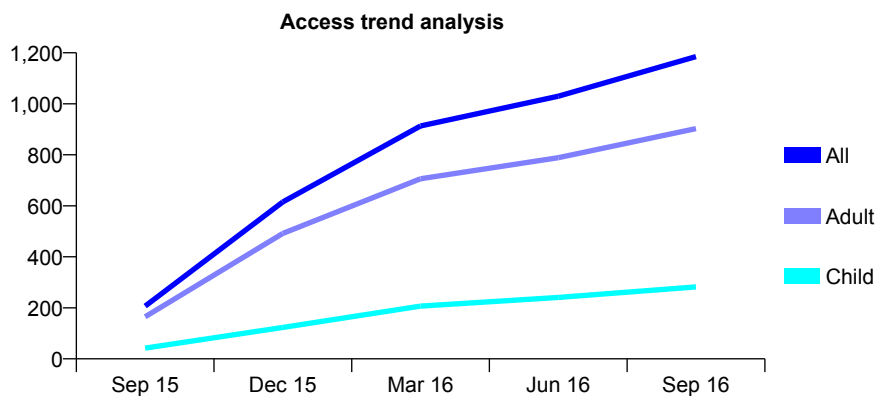
Q63 - Vital Signs At a Glance Contract Report for 170798/0001 - September 2016

Name or company name	Mrs S Patel
Contract type name	GDS Contract
Purpose of contract	General
Contract start date	01/08/2015
Contract end date	

16/17 Contracted general activity (UDA)	3,534
Carry forward general activity (UDA)	153
16/17 Contracted orthodontic activity (UOA)	0
Carry forward orthodontic activity (UOA)	0
Baseline contract value	£87,523.51

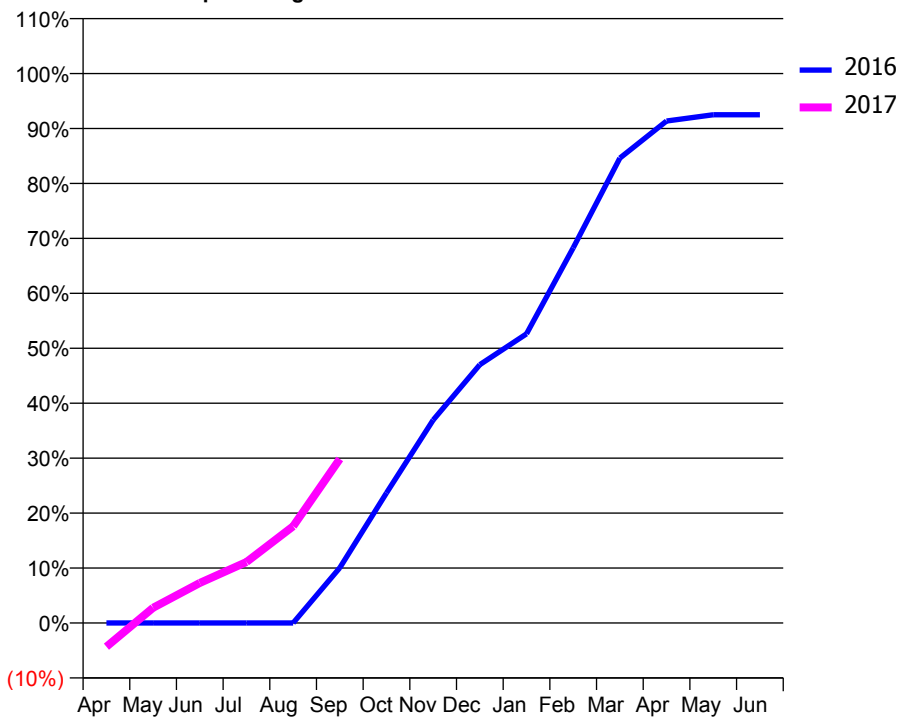
ACCESS*

Patients seen in 24 months	Total	Change since previous quarter
Quarter ending September 2015	207	
Quarter ending December 2015	615	↑
Quarter ending March 2016	913	↑
Quarter ending June 2016	1,030	↑
Quarter ending September 2016	1,185	↑
Variance since September 2015	472.5%	↑



ACTIVITY

Cumulative percentage of contracted UDA delivered 2016 & 2017



Month	Adjusted Scheduled Activity (UDA)	
	2016	2017
April	0	-153
May	0	98
June	0	258
July	0	392
August	0	622
September	237	1,055
October	557	
November	870	
December	1,107	
January	1,239	
February	1,607	
March	1,991	
April	2,150	
May	2,177	
June	2,177	

QUALITY

	Quantity	Base Number	Contract	AT	Region	England
% of FP17s for the same patient ID Re-attending within 3 months - Children	4	167	2.4%	10.4%	11.8%	12.4%
% of FP17s for the same patient ID Re-attending within 3 months - Adults	60	588	10.2%	15.9%	17.1%	16.7%
% of FP17s for the same patient ID Re-attending between 3 & 9 months - Children	67	167	40.1%	47.1%	45.8%	57.4%
% of FP17s for the same patient ID Re-attending between 3 & 9 months - Adults	288	588	49.0%	37.7%	37.6%	50.5%
% of FP17s for Band 1 Urgent Courses	0	670	0.0%	10.1%	10.6%	9.1%
% of FP17s Relating to Free Repair or Replacements	1	670	0.1%	0.6%	0.6%	0.8%
% of FP17s Relating to Continuations	8	670	1.2%	1.1%	0.9%	1.3%
% of Patients satisfied with the dentistry they have received	2	2	N/A	90.5%	90.2%	93.2%
% of Patients satisfied with the time they had to wait for an appointment	2	2	N/A	85.8%	83.8%	89.0%

* This is based on patients treated on this contract for their most recent course of treatment. Figures in italics indicate the base number of FP17s or Patient Questionnaire responses are less than 100. N/A is shown where the base number of responses is less than 10 during the period. % is calculated as Quantity/Base number*100

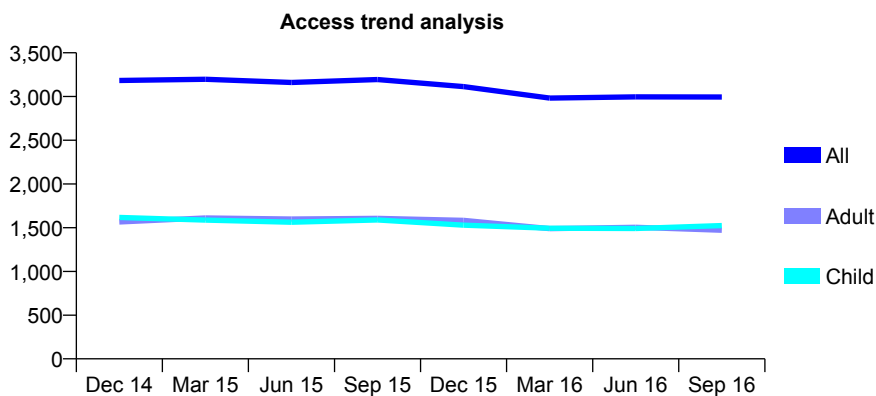
Q63 - Vital Signs At a Glance Contract Report for 170933/0001 - September 2016

Name or company name	Clock Tower Dental
Contract type name	GDS Contract
Purpose of contract	General
Contract start date	01/04/2011
Contract end date	

16/17 Contracted general activity (UDA)	7,449
Carry forward general activity (UDA)	0
16/17 Contracted orthodontic activity (UOA)	0
Carry forward orthodontic activity (UOA)	0
Baseline contract value	£177,340.37

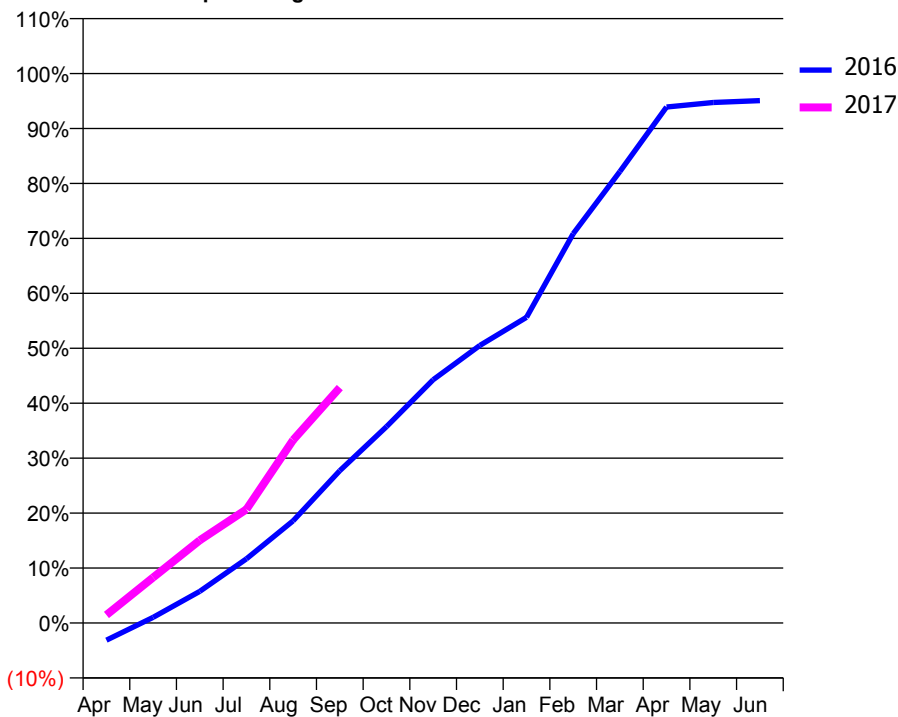
ACCESS*

Patients seen in 24 months	Total	Change since previous quarter
Quarter ending September 2015	3,194	
Quarter ending December 2015	3,113	↓
Quarter ending March 2016	2,983	↓
Quarter ending June 2016	2,996	→
Quarter ending September 2016	2,995	→
Variance since September 2015	(6.2%)	↓



ACTIVITY

Cumulative percentage of contracted UDA delivered 2016 & 2017



Month	Adjusted Scheduled Activity (UDA)	
	2016	2017
April	-235	110
May	77	617
June	430	1,122
July	870	1,542
August	1,386	2,480
September	2,065	3,191
October	2,662	
November	3,297	
December	3,762	
January	4,143	
February	5,278	
March	6,120	
April	6,995	
May	7,057	
June	7,081	

QUALITY

	Quantity	Base Number	Contract	AT	Region	England
% of FP17s for the same patient ID Re-attending within 3 months - Children	81	1,085	7.5%	10.4%	11.8%	12.4%
% of FP17s for the same patient ID Re-attending within 3 months - Adults	195	881	22.1%	15.9%	17.1%	16.7%
% of FP17s for the same patient ID Re-attending between 3 & 9 months - Children	569	1,085	52.4%	47.1%	45.8%	57.4%
% of FP17s for the same patient ID Re-attending between 3 & 9 months - Adults	258	881	29.3%	37.7%	37.6%	50.5%
% of FP17s for Band 1 Urgent Courses	148	1,525	9.7%	10.1%	10.6%	9.1%
% of FP17s Relating to Free Repair or Replacements	1	1,525	0.1%	0.6%	0.6%	0.8%
% of FP17s Relating to Continuations	0	1,525	0.0%	1.1%	0.9%	1.3%
% of Patients satisfied with the dentistry they have received	1	1	N/A	90.5%	90.2%	93.2%
% of Patients satisfied with the time they had to wait for an appointment	1	1	N/A	85.8%	83.8%	89.0%

* This is based on patients treated on this contract for their most recent course of treatment. Figures in italics indicate the base number of FP17s or Patient Questionnaire responses are less than 100. N/A is shown where the base number of responses is less than 10 during the period. % is calculated as Quantity/Base number*100

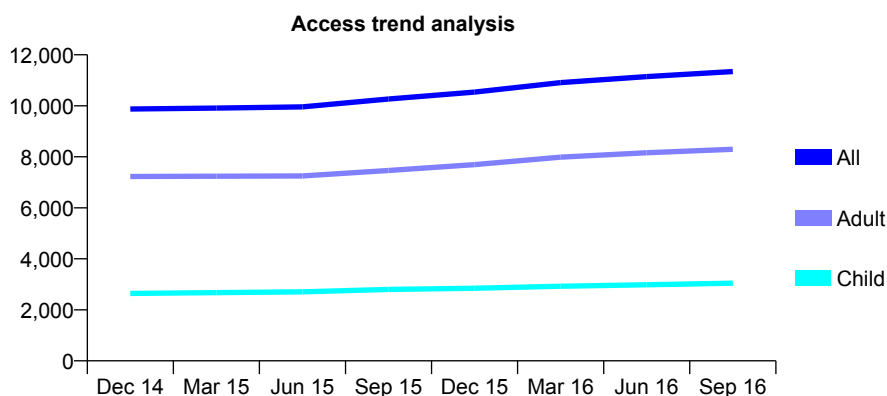
Q63 - Vital Signs At a Glance Contract Report for 171662/0001 - September 2016

Name or company name	Mr R Cutts & Miss A Patel
Contract type name	GDS Contract
Purpose of contract	General
Contract start date	01/04/2010
Contract end date	

16/17 Contracted general activity (UDA)	23,250
Carry forward general activity (UDA)	0
16/17 Contracted orthodontic activity (UOA)	0
Carry forward orthodontic activity (UOA)	0
Baseline contract value	£643,078.64

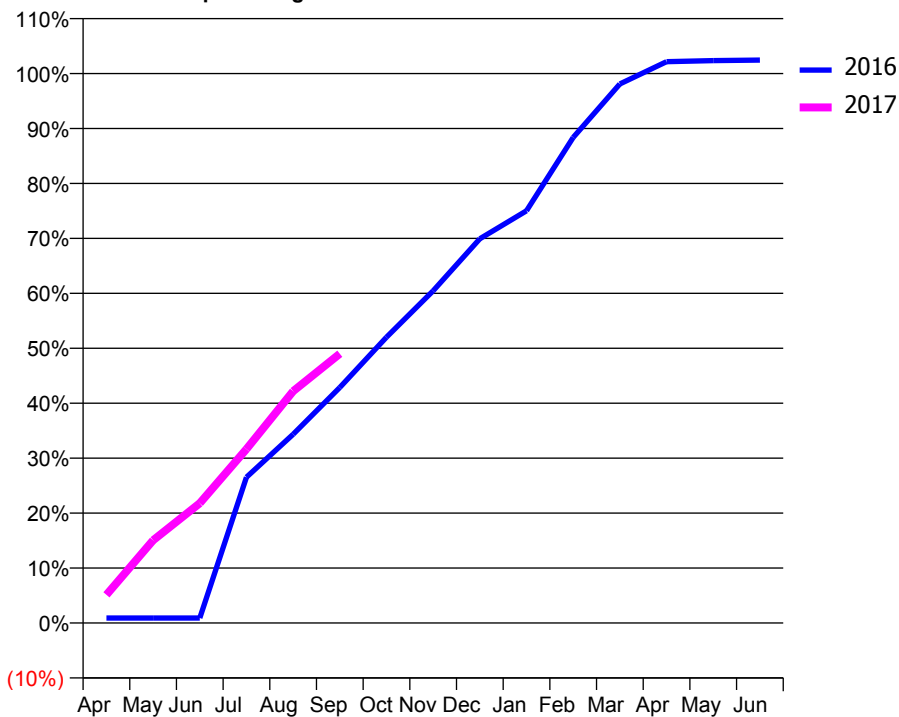
ACCESS*

Patients seen in 24 months	Total	Change since previous quarter
Quarter ending September 2015	10,265	
Quarter ending December 2015	10,540	↑
Quarter ending March 2016	10,911	↑
Quarter ending June 2016	11,147	↑
Quarter ending September 2016	11,343	→
Variance since September 2015	10.5%	↑



ACTIVITY

Cumulative percentage of contracted UDA delivered 2016 & 2017



Month	Adjusted Scheduled Activity (UDA)	
	2016	2017
April	211	1,191
May	211	3,499
June	211	5,068
July	6,172	7,359
August	7,989	9,807
September	9,967	11,397
October	12,091	
November	14,057	
December	16,255	
January	17,442	
February	20,544	
March	22,811	
April	23,750	
May	23,794	
June	23,819	

QUALITY

	Quantity	Base Number	Contract	AT	Region	England
% of FP17s for the same patient ID Re-attending within 3 months - Children	93	2,146	4.3%	10.4%	11.8%	12.4%
% of FP17s for the same patient ID Re-attending within 3 months - Adults	435	4,792	9.1%	15.9%	17.1%	16.7%
% of FP17s for the same patient ID Re-attending between 3 & 9 months - Children	1,207	2,146	56.2%	47.1%	45.8%	57.4%
% of FP17s for the same patient ID Re-attending between 3 & 9 months - Adults	2,130	4,792	44.4%	37.7%	37.6%	50.5%
% of FP17s for Band 1 Urgent Courses	358	5,938	6.0%	10.1%	10.6%	9.1%
% of FP17s Relating to Free Repair or Replacements	28	5,938	0.5%	0.6%	0.6%	0.8%
% of FP17s Relating to Continuations	2	5,938	0.0%	1.1%	0.9%	1.3%
% of Patients satisfied with the dentistry they have received	6	7	N/A	90.5%	90.2%	93.2%
% of Patients satisfied with the time they had to wait for an appointment	5	7	N/A	85.8%	83.8%	89.0%

* This is based on patients treated on this contract for their most recent course of treatment. Figures in italics indicate the base number of FP17s or Patient Questionnaire responses are less than 100. N/A is shown where the base number of responses is less than 10 during the period. % is calculated as Quantity/Base number*100

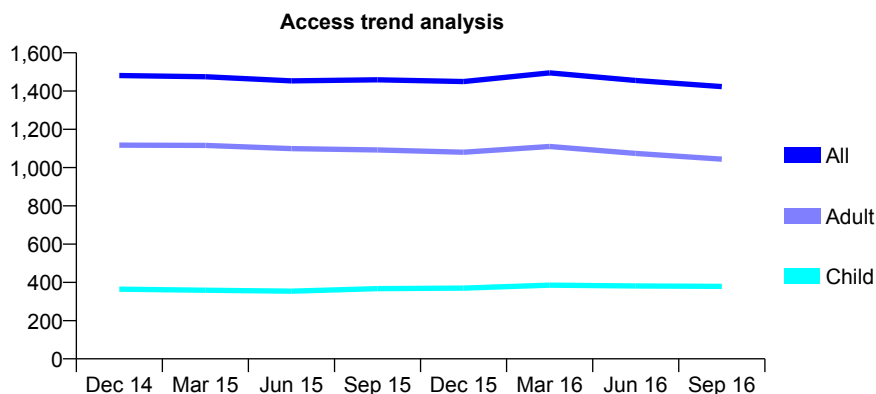
Q63 - Vital Signs At a Glance Contract Report for 171735/0001 - September 2016

Name or company name	SNS Dental Practice
Contract type name	GDS Contract
Purpose of contract	General
Contract start date	01/09/2008
Contract end date	

16/17 Contracted general activity (UDA)	5,500
Carry forward general activity (UDA)	0
16/17 Contracted orthodontic activity (UOA)	0
Carry forward orthodontic activity (UOA)	0
Baseline contract value	£186,182.28

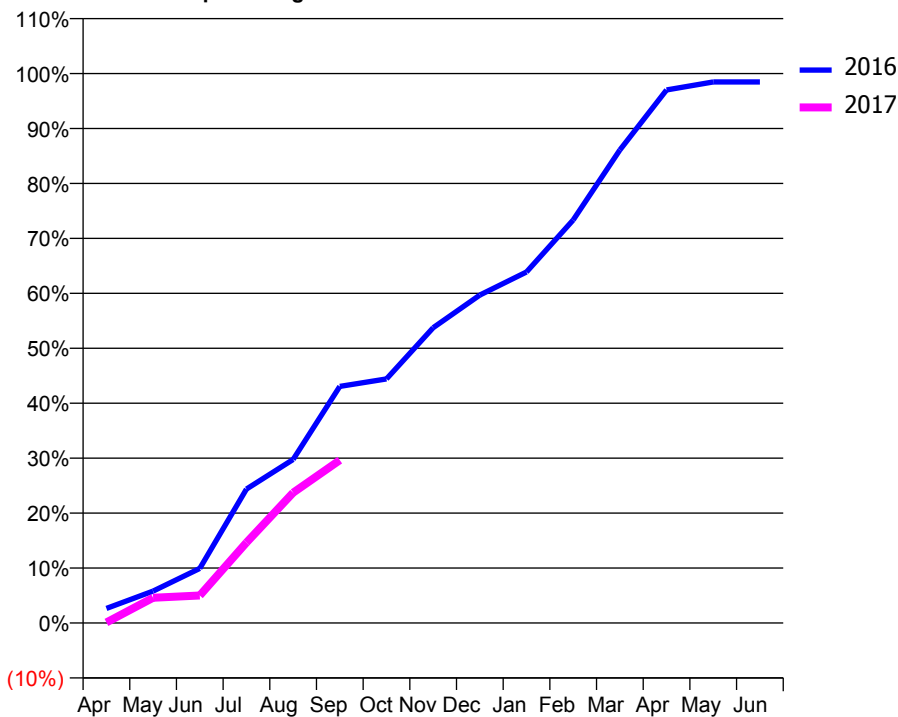
ACCESS*

Patients seen in 24 months	Total	Change since previous quarter
Quarter ending September 2015	1,459	
Quarter ending December 2015	1,450	→
Quarter ending March 2016	1,495	↑
Quarter ending June 2016	1,455	↓
Quarter ending September 2016	1,423	↓
Variance since September 2015	(2.5%)	↓



ACTIVITY

Cumulative percentage of contracted UDA delivered 2016 & 2017



Month	Adjusted Scheduled Activity (UDA)	
	2016	2017
April	147	5
May	320	253
June	546	275
July	1,341	805
August	1,637	1,304
September	2,368	1,630
October	2,443	
November	2,956	
December	3,282	
January	3,514	
February	4,034	
March	4,734	
April	5,335	
May	5,415	
June	5,415	

QUALITY

	Quantity	Base Number	Contract	AT	Region	England
% of FP17s for the same patient ID Re-attending within 3 months - Children	27	207	13.0%	10.4%	11.8%	12.4%
% of FP17s for the same patient ID Re-attending within 3 months - Adults	168	638	26.3%	15.9%	17.1%	16.7%
% of FP17s for the same patient ID Re-attending between 3 & 9 months - Children	68	207	32.9%	47.1%	45.8%	57.4%
% of FP17s for the same patient ID Re-attending between 3 & 9 months - Adults	190	638	29.8%	37.7%	37.6%	50.5%
% of FP17s for Band 1 Urgent Courses	144	637	22.6%	10.1%	10.6%	9.1%
% of FP17s Relating to Free Repair or Replacements	2	637	0.3%	0.6%	0.6%	0.8%
% of FP17s Relating to Continuations	0	637	0.0%	1.1%	0.9%	1.3%
% of Patients satisfied with the dentistry they have received	1	1	N/A	90.5%	90.2%	93.2%
% of Patients satisfied with the time they had to wait for an appointment	1	1	N/A	85.8%	83.8%	89.0%

* This is based on patients treated on this contract for their most recent course of treatment. Figures in italics indicate the base number of FP17s or Patient Questionnaire responses are less than 100. N/A is shown where the base number of responses is less than 10 during the period. % is calculated as Quantity/Base number*100

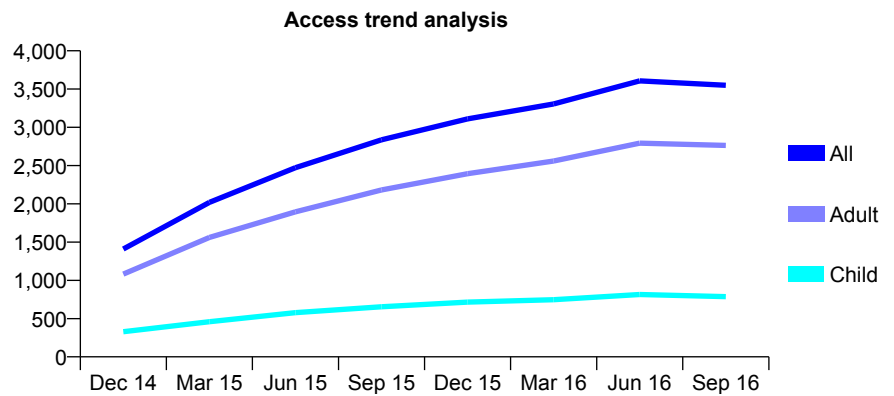
Q63 - Vital Signs At a Glance Contract Report for 171832/0001 - September 2016

Name or company name	Mazdak Eyrumlu and Azad Eyrumlu
Contract type name	GDS Contract
Purpose of contract	General
Contract start date	01/06/2014
Contract end date	

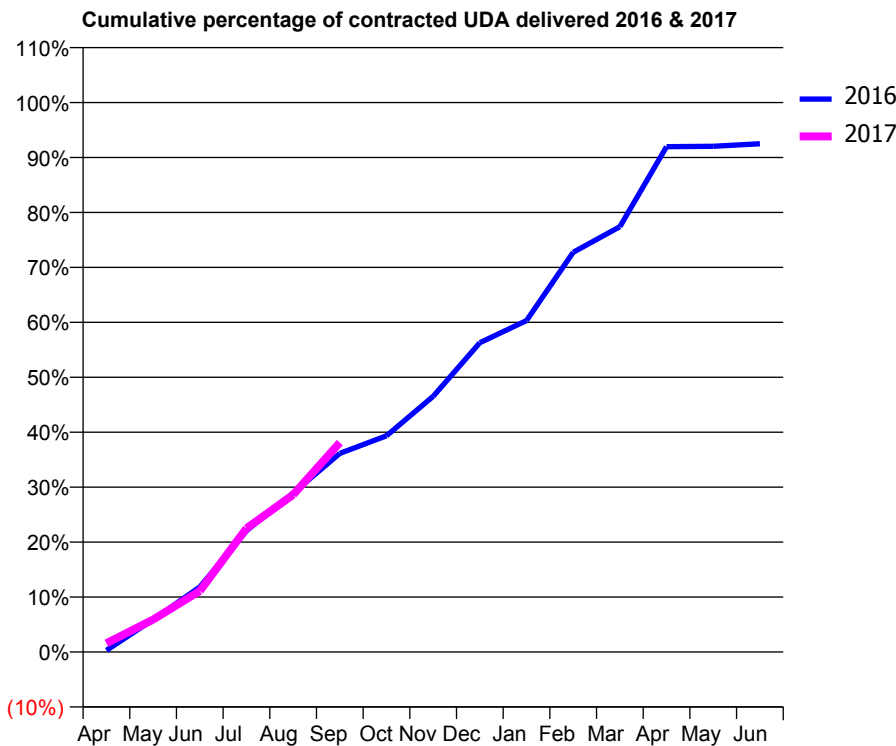
16/17 Contracted general activity (UDA)	16,550
Carry forward general activity (UDA)	0
16/17 Contracted orthodontic activity (UOA)	0
Carry forward orthodontic activity (UOA)	0
Baseline contract value	£518,435.91

ACCESS*

Patients seen in 24 months	Total	Change since previous quarter
Quarter ending September 2015	2,836	
Quarter ending December 2015	3,110	↑
Quarter ending March 2016	3,306	↑
Quarter ending June 2016	3,607	↑
Quarter ending September 2016	3,550	↓
Variance since September 2015	25.2%	↑



ACTIVITY



Month	Adjusted Scheduled Activity (UDA)	
	2016	2017
April	49	262
May	979	979
June	1,957	1,836
July	3,654	3,724
August	4,788	4,738
September	5,983	6,306
October	6,512	
November	7,700	
December	9,317	
January	9,981	
February	12,038	
March	12,811	
April	15,220	
May	15,232	
June	15,307	

QUALITY

	Quantity	Base Number	Contract	AT	Region	England
% of FP17s for the same patient ID Re-attending within 3 months - Children	48	578	8.3%	10.4%	11.8%	12.4%
% of FP17s for the same patient ID Re-attending within 3 months - Adults	232	1,558	14.9%	15.9%	17.1%	16.7%
% of FP17s for the same patient ID Re-attending between 3 & 9 months - Children	264	578	45.7%	47.1%	45.8%	57.4%
% of FP17s for the same patient ID Re-attending between 3 & 9 months - Adults	533	1,558	34.2%	37.7%	37.6%	50.5%
% of FP17s for Band 1 Urgent Courses	190	1,622	11.7%	10.1%	10.6%	9.1%
% of FP17s Relating to Free Repair or Replacements	25	1,622	1.5%	0.6%	0.6%	0.8%
% of FP17s Relating to Continuations	37	1,622	2.3%	1.1%	0.9%	1.3%
% of Patients satisfied with the dentistry they have received	2	2	N/A	90.5%	90.2%	93.2%
% of Patients satisfied with the time they had to wait for an appointment	1	2	N/A	85.8%	83.8%	89.0%

* This is based on patients treated on this contract for their most recent course of treatment. Figures in italics indicate the base number of FP17s or Patient Questionnaire responses are less than 100. N/A is shown where the base number of responses is less than 10 during the period. % is calculated as Quantity/Base number*100

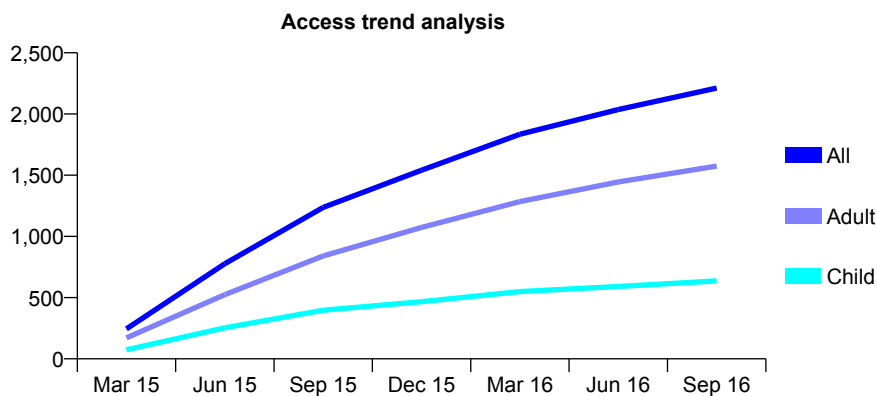
Q63 - Vital Signs At a Glance Contract Report for 171883/0001 - September 2016

Name or company name	Preventive Dental Practice
Contract type name	GDS Contract
Purpose of contract	General
Contract start date	01/11/2014
Contract end date	

16/17 Contracted general activity (UDA)	10,832
Carry forward general activity (UDA)	781
16/17 Contracted orthodontic activity (UOA)	0
Carry forward orthodontic activity (UOA)	0
Baseline contract value	£268,034.13

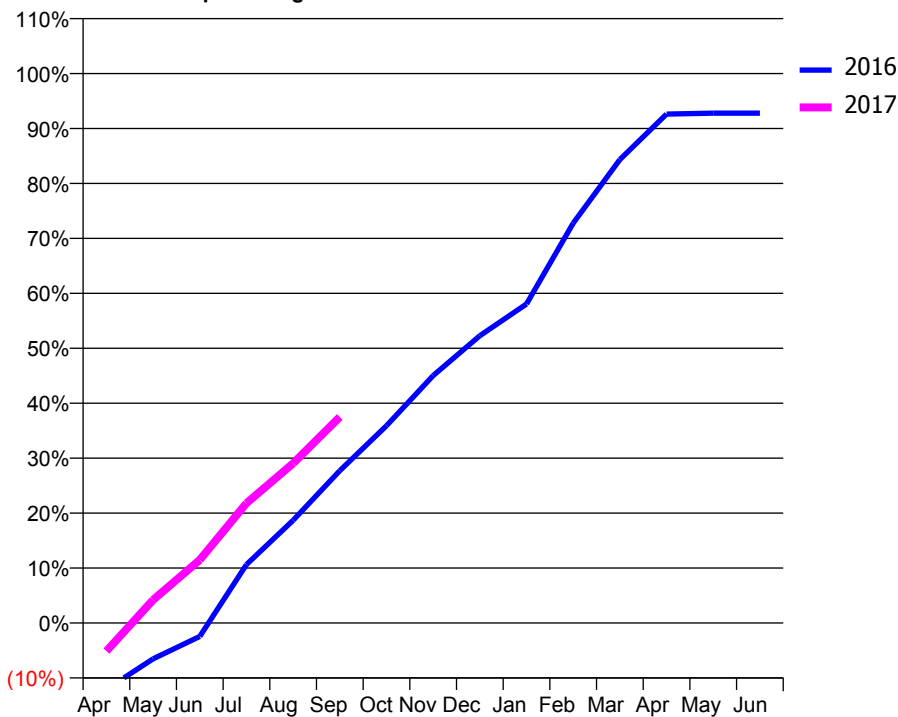
ACCESS*

Patients seen in 24 months	Total	Change since previous quarter
Quarter ending September 2015	1,237	
Quarter ending December 2015	1,541	↑
Quarter ending March 2016	1,835	↑
Quarter ending June 2016	2,036	↑
Quarter ending September 2016	2,212	↑
Variance since September 2015	78.8%	↑



ACTIVITY

Cumulative percentage of contracted UDA delivered 2016 & 2017



Month	Adjusted Scheduled Activity (UDA)	
	2016	2017
April	-1,310	-557
May	-708	455
June	-267	1,246
July	1,153	2,362
August	2,024	3,148
September	3,003	4,062
October	3,890	
November	4,877	
December	5,664	
January	6,288	
February	7,883	
March	9,137	
April	10,032	
May	10,051	
June	10,051	

QUALITY

	Quantity	Base Number	Contract	AT	Region	England
% of FP17s for the same patient ID Re-attending within 3 months - Children	25	388	6.4%	10.4%	11.8%	12.4%
% of FP17s for the same patient ID Re-attending within 3 months - Adults	78	848	9.2%	15.9%	17.1%	16.7%
% of FP17s for the same patient ID Re-attending between 3 & 9 months - Children	157	388	40.5%	47.1%	45.8%	57.4%
% of FP17s for the same patient ID Re-attending between 3 & 9 months - Adults	336	848	39.6%	37.7%	37.6%	50.5%
% of FP17s for Band 1 Urgent Courses	13	1,072	1.2%	10.1%	10.6%	9.1%
% of FP17s Relating to Free Repair or Replacements	8	1,072	0.7%	0.6%	0.6%	0.8%
% of FP17s Relating to Continuations	16	1,072	1.5%	1.1%	0.9%	1.3%
% of Patients satisfied with the dentistry they have received	3	3	N/A	90.5%	90.2%	93.2%
% of Patients satisfied with the time they had to wait for an appointment	3	3	N/A	85.8%	83.8%	89.0%

* This is based on patients treated on this contract for their most recent course of treatment. Figures in italics indicate the base number of FP17s or Patient Questionnaire responses are less than 100. N/A is shown where the base number of responses is less than 10 during the period. % is calculated as Quantity/Base number*100

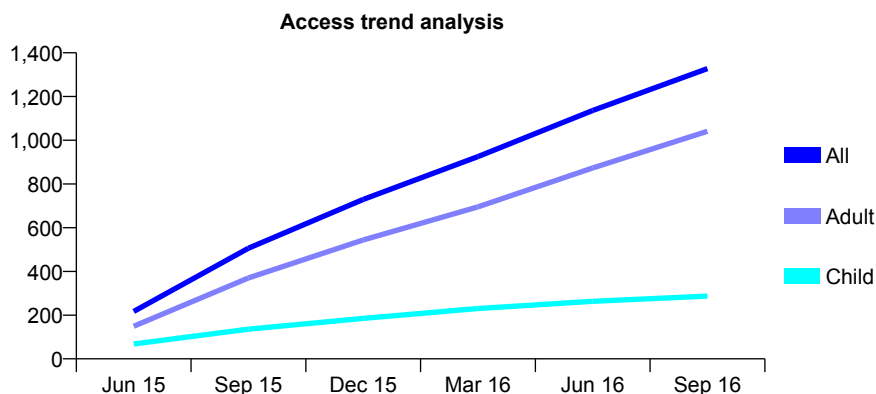
Q63 - Vital Signs At a Glance Contract Report for 173703/0001 - September 2016

Name or company name	Surrey Quays Dental Practice
Contract type name	GDS Contract
Purpose of contract	General
Contract start date	01/04/2015
Contract end date	

16/17 Contracted general activity (UDA)	8,533
Carry forward general activity (UDA)	0
16/17 Contracted orthodontic activity (UOA)	0
Carry forward orthodontic activity (UOA)	0
Baseline contract value	£216,527.32

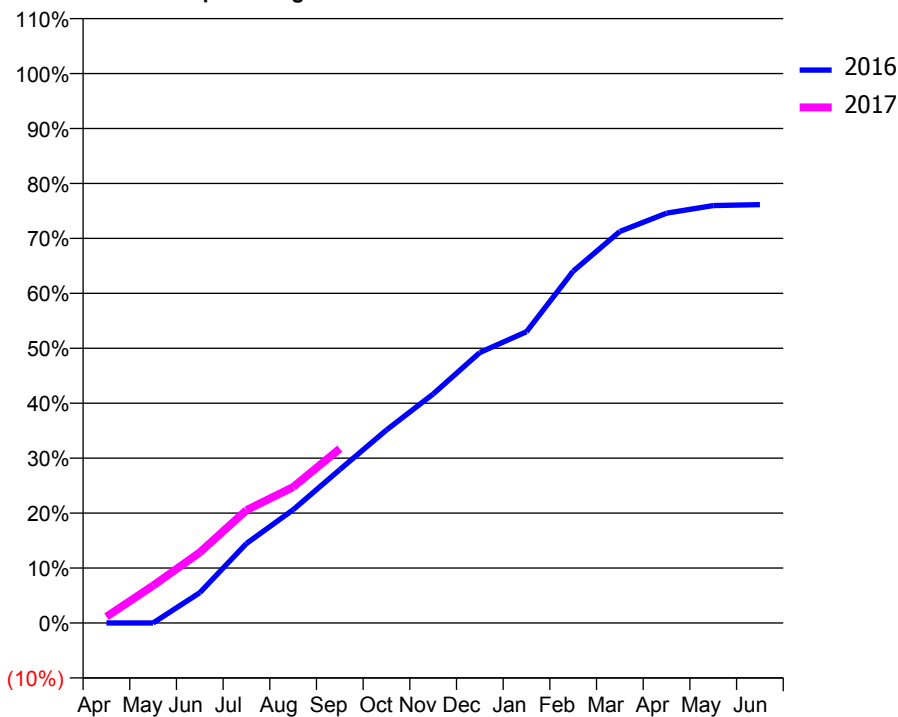
ACCESS*

Patients seen in 24 months	Total	Change since previous quarter
Quarter ending September 2015	506	
Quarter ending December 2015	729	↑
Quarter ending March 2016	925	↑
Quarter ending June 2016	1,136	↑
Quarter ending September 2016	1,328	↑
Variance since September 2015	162.5%	↑



ACTIVITY

Cumulative percentage of contracted UDA delivered 2016 & 2017



Adjusted Scheduled Activity (UDA)

Month	2016	2017
April	0	99
May	0	580
June	471	1,096
July	1,235	1,754
August	1,759	2,110
September	2,383	2,708
October	2,998	
November	3,557	
December	4,201	
January	4,524	
February	5,464	
March	6,080	
April	6,365	
May	6,483	
June	6,498	

QUALITY

	Quantity	Base Number	Contract	AT	Region	England
% of FP17s for the same patient ID Re-attending within 3 months - Children	11	187	5.9%	10.4%	11.8%	12.4%
% of FP17s for the same patient ID Re-attending within 3 months - Adults	88	674	13.1%	15.9%	17.1%	16.7%
% of FP17s for the same patient ID Re-attending between 3 & 9 months - Children	87	187	46.5%	47.1%	45.8%	57.4%
% of FP17s for the same patient ID Re-attending between 3 & 9 months - Adults	181	674	26.9%	37.7%	37.6%	50.5%
% of FP17s for Band 1 Urgent Courses	107	755	14.2%	10.1%	10.6%	9.1%
% of FP17s Relating to Free Repair or Replacements	12	755	1.6%	0.6%	0.6%	0.8%
% of FP17s Relating to Continuations	11	755	1.5%	1.1%	0.9%	1.3%
% of Patients satisfied with the dentistry they have received	1	1	N/A	90.5%	90.2%	93.2%
% of Patients satisfied with the time they had to wait for an appointment	1	1	N/A	85.8%	83.8%	89.0%

* This is based on patients treated on this contract for their most recent course of treatment. Figures in italics indicate the base number of FP17s or Patient Questionnaire responses are less than 100. N/A is shown where the base number of responses is less than 10 during the period. % is calculated as Quantity/Base number*100

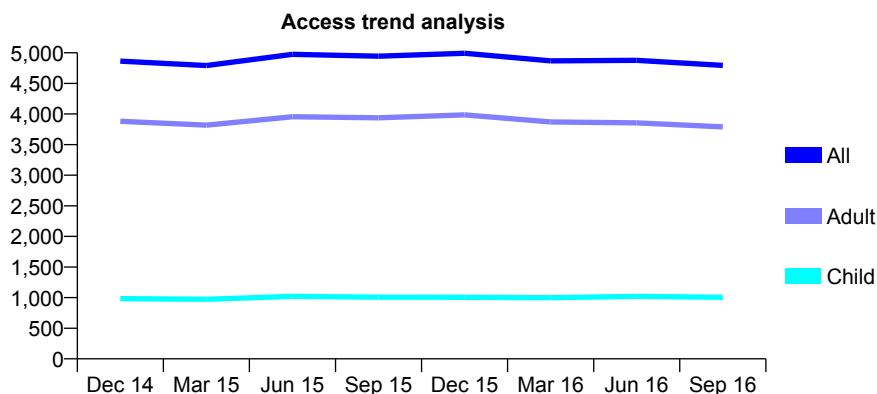
Q63 - Vital Signs At a Glance Contract Report for 173940/0001 - September 2016

Name or company name	Real Sweden Ltd
Contract type name	GDS Contract
Purpose of contract	General
Contract start date	01/10/2011
Contract end date	

16/17 Contracted general activity (UDA)	18,485
Carry forward general activity (UDA)	0
16/17 Contracted orthodontic activity (UOA)	0
Carry forward orthodontic activity (UOA)	0
Baseline contract value	£469,232.47

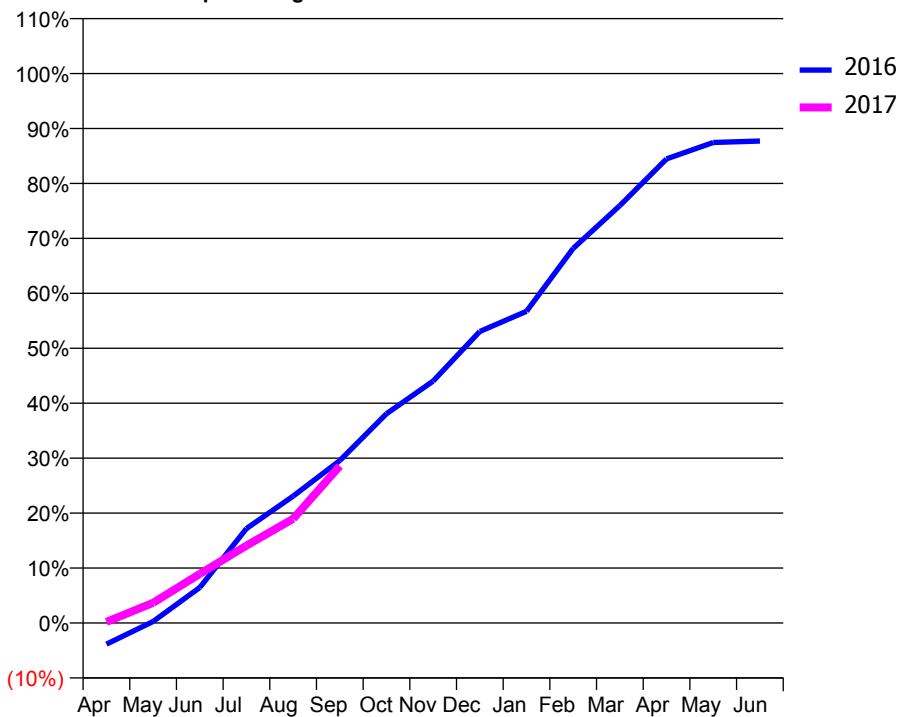
ACCESS*

Patients seen in 24 months	Total	Change since previous quarter
Quarter ending September 2015	4,945	
Quarter ending December 2015	4,992	→
Quarter ending March 2016	4,869	↓
Quarter ending June 2016	4,877	→
Quarter ending September 2016	4,795	↓
Variance since September 2015	(3.0%)	↓



ACTIVITY

Cumulative percentage of contracted UDA delivered 2016 & 2017



Adjusted Scheduled Activity (UDA)

Month	2016	2017
April	-717	40
May	53	679
June	1,196	1,653
July	3,177	2,603
August	4,267	3,504
September	5,467	5,280
October	7,039	
November	8,138	
December	9,809	
January	10,484	
February	12,604	
March	14,041	
April	15,613	
May	16,162	
June	16,213	

QUALITY

	Quantity	Base Number	Contract	AT	Region	England
% of FP17s for the same patient ID Re-attending within 3 months - Children	53	581	9.1%	10.4%	11.8%	12.4%
% of FP17s for the same patient ID Re-attending within 3 months - Adults	273	1,858	14.7%	15.9%	17.1%	16.7%
% of FP17s for the same patient ID Re-attending between 3 & 9 months - Children	259	581	44.6%	47.1%	45.8%	57.4%
% of FP17s for the same patient ID Re-attending between 3 & 9 months - Adults	654	1,858	35.2%	37.7%	37.6%	50.5%
% of FP17s for Band 1 Urgent Courses	279	1,820	15.3%	10.1%	10.6%	9.1%
% of FP17s Relating to Free Repair or Replacements	3	1,820	0.2%	0.6%	0.6%	0.8%
% of FP17s Relating to Continuations	11	1,820	0.6%	1.1%	0.9%	1.3%
% of Patients satisfied with the dentistry they have received	1	2	N/A	90.5%	90.2%	93.2%
% of Patients satisfied with the time they had to wait for an appointment	1	2	N/A	85.8%	83.8%	89.0%

* This is based on patients treated on this contract for their most recent course of treatment. Figures in italics indicate the base number of FP17s or Patient Questionnaire responses are less than 100. N/A is shown where the base number of responses is less than 10 during the period. % is calculated as Quantity/Base number*100

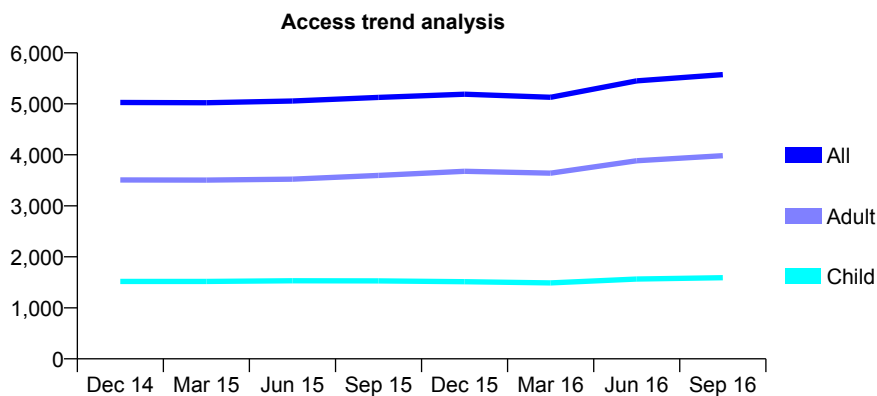
Q63 - Vital Signs At a Glance Contract Report for 173975/0001 - September 2016

Name or company name	Bridge Dental Centre Limited
Contract type name	GDS Contract
Purpose of contract	General
Contract start date	01/04/2009
Contract end date	

16/17 Contracted general activity (UDA)	12,000
Carry forward general activity (UDA)	94
16/17 Contracted orthodontic activity (UOA)	0
Carry forward orthodontic activity (UOA)	0
Baseline contract value	£322,422.79

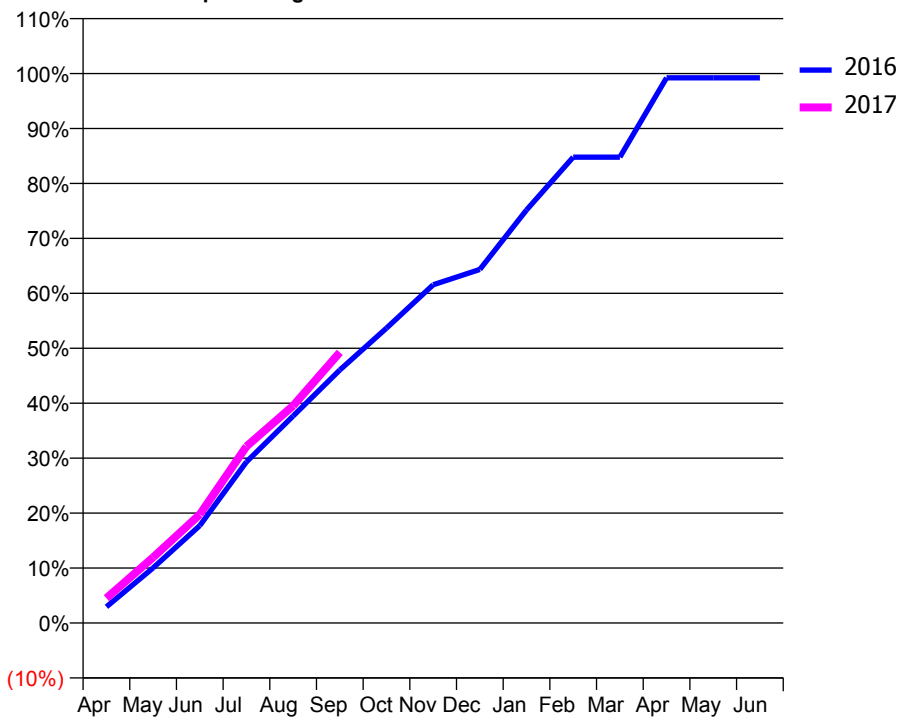
ACCESS*

Patients seen in 24 months	Total	Change since previous quarter
Quarter ending September 2015	5,125	
Quarter ending December 2015	5,189	→
Quarter ending March 2016	5,128	↓
Quarter ending June 2016	5,449	↑
Quarter ending September 2016	5,572	↑
Variance since September 2015	8.7%	↑



ACTIVITY

Cumulative percentage of contracted UDA delivered 2016 & 2017



Month	Adjusted Scheduled Activity (UDA)	
	2016	2017
April	354	544
May	1,205	1,435
June	2,127	2,370
July	3,518	3,856
August	4,520	4,746
September	5,527	5,909
October	6,440	
November	7,386	
December	7,721	
January	9,021	
February	10,173	
March	10,173	
April	11,906	
May	11,906	
June	11,906	

QUALITY

	Quantity	Base Number	Contract	AT	Region	England
% of FP17s for the same patient ID Re-attending within 3 months - Children	70	1,393	5.0%	10.4%	11.8%	12.4%
% of FP17s for the same patient ID Re-attending within 3 months - Adults	400	2,974	13.4%	15.9%	17.1%	16.7%
% of FP17s for the same patient ID Re-attending between 3 & 9 months - Children	640	1,393	45.9%	47.1%	45.8%	57.4%
% of FP17s for the same patient ID Re-attending between 3 & 9 months - Adults	1,030	2,974	34.6%	37.7%	37.6%	50.5%
% of FP17s for Band 1 Urgent Courses	246	3,382	7.3%	10.1%	10.6%	9.1%
% of FP17s Relating to Free Repair or Replacements	19	3,382	0.6%	0.6%	0.6%	0.8%
% of FP17s Relating to Continuations	42	3,382	1.2%	1.1%	0.9%	1.3%
% of Patients satisfied with the dentistry they have received	3	3	N/A	90.5%	90.2%	93.2%
% of Patients satisfied with the time they had to wait for an appointment	2	3	N/A	85.8%	83.8%	89.0%

* This is based on patients treated on this contract for their most recent course of treatment. Figures in italics indicate the base number of FP17s or Patient Questionnaire responses are less than 100. N/A is shown where the base number of responses is less than 10 during the period. % is calculated as Quantity/Base number*100

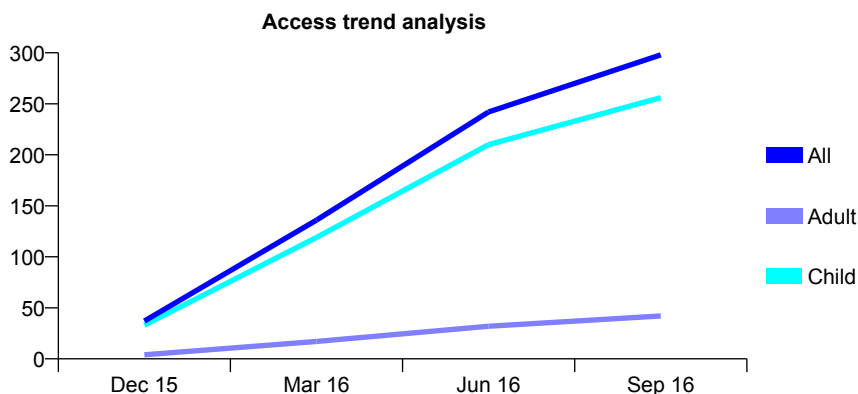
Q63 - Vital Signs At a Glance Contract Report for 174521/0001 - September 2016

Name or company name	Bridge Road Dental Surgery
Contract type name	GDS Contract
Purpose of contract	General
Contract start date	01/11/2015
Contract end date	

16/17 Contracted general activity (UDA)	1,000
Carry forward general activity (UDA)	0
16/17 Contracted orthodontic activity (UOA)	0
Carry forward orthodontic activity (UOA)	0
Baseline contract value	£29,002.91

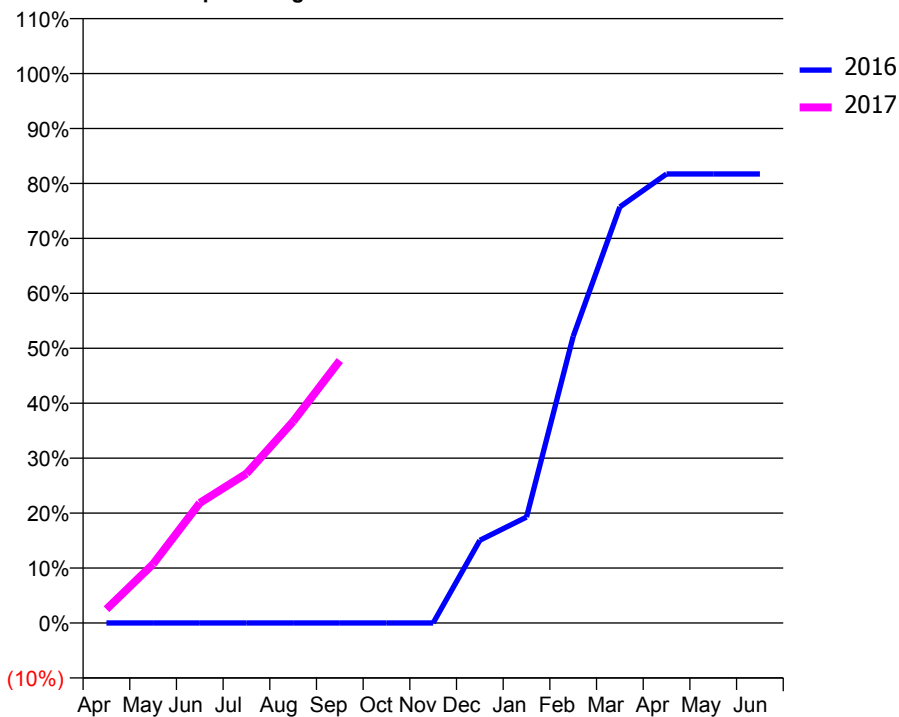
ACCESS*

Patients seen in 24 months	Total	Change since previous quarter
Quarter ending September 2015	0	
Quarter ending December 2015	37	↑
Quarter ending March 2016	136	↑
Quarter ending June 2016	242	↑
Quarter ending September 2016	298	↑
Variance since September 2015	N/A	



ACTIVITY

Cumulative percentage of contracted UDA delivered 2016 & 2017



Month	Adjusted Scheduled Activity (UDA)	
	2016	2017
April	0	25
May	0	107
June	0	219
July	0	272
August	0	367
September	0	478
October	0	
November	0	
December	63	
January	80	
February	217	
March	315	
April	340	
May	340	
June	340	

QUALITY

	Quantity	Base Number	Contract	AT	Region	England
% of FP17s for the same patient ID Re-attending within 3 months - Children	14	258	5.4%	10.4%	11.8%	12.4%
% of FP17s for the same patient ID Re-attending within 3 months - Adults	2	34	5.9%	15.9%	17.1%	16.7%
% of FP17s for the same patient ID Re-attending between 3 & 9 months - Children	89	258	34.5%	47.1%	45.8%	57.4%
% of FP17s for the same patient ID Re-attending between 3 & 9 months - Adults	12	34	35.3%	37.7%	37.6%	50.5%
% of FP17s for Band 1 Urgent Courses	4	277	1.4%	10.1%	10.6%	9.1%
% of FP17s Relating to Free Repair or Replacements	0	277	0.0%	0.6%	0.6%	0.8%
% of FP17s Relating to Continuations	0	277	0.0%	1.1%	0.9%	1.3%
% of Patients satisfied with the dentistry they have received	0	0	N/A	90.5%	90.2%	93.2%
% of Patients satisfied with the time they had to wait for an appointment	0	0	N/A	85.8%	83.8%	89.0%

* This is based on patients treated on this contract for their most recent course of treatment. Figures in italics indicate the base number of FP17s or Patient Questionnaire responses are less than 100. N/A is shown where the base number of responses is less than 10 during the period. % is calculated as Quantity/Base number*100

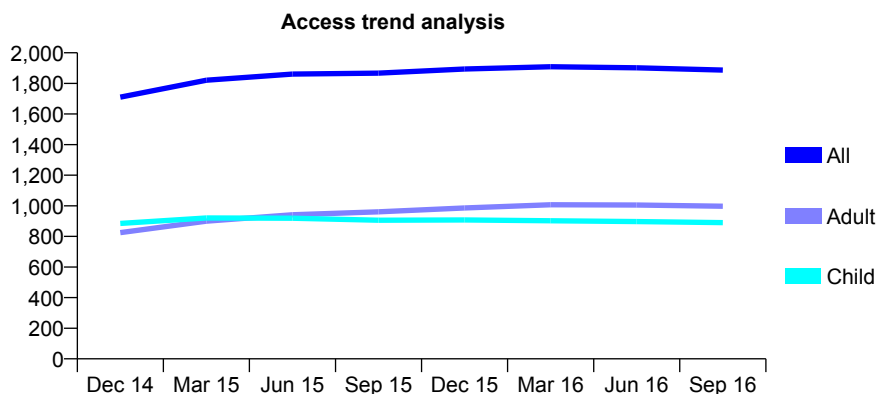
Q63 - Vital Signs At a Glance Contract Report for 174696/0001 - September 2016

Name or company name	Paget Dental Practice
Contract type name	GDS Contract
Purpose of contract	General
Contract start date	27/09/2007
Contract end date	

16/17 Contracted general activity (UDA)	5,043
Carry forward general activity (UDA)	-89
16/17 Contracted orthodontic activity (UOA)	0
Carry forward orthodontic activity (UOA)	0
Baseline contract value	£116,892.17

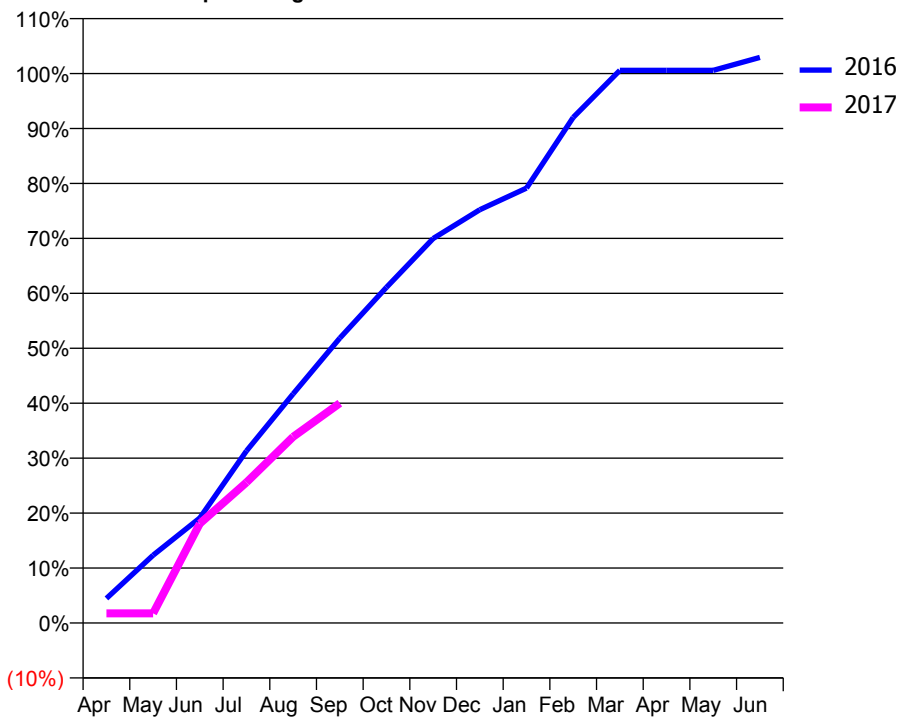
ACCESS*

Patients seen in 24 months	Total	Change since previous quarter
Quarter ending September 2015	1,867	
Quarter ending December 2015	1,894	→
Quarter ending March 2016	1,909	→
Quarter ending June 2016	1,902	→
Quarter ending September 2016	1,887	→
Variance since September 2015	1.1%	→



ACTIVITY

Cumulative percentage of contracted UDA delivered 2016 & 2017



Month	Adjusted Scheduled Activity (UDA)	
	2016	2017
April	199	89
May	548	89
June	850	912
July	1,392	1,291
August	1,853	1,708
September	2,303	2,018
October	2,714	
November	3,109	
December	3,341	
January	3,517	
February	4,088	
March	4,468	
April	4,468	
May	4,468	
June	4,573	

QUALITY

	Quantity	Base Number	Contract	AT	Region	England
% of FP17s for the same patient ID Re-attending within 3 months - Children	46	704	6.5%	10.4%	11.8%	12.4%
% of FP17s for the same patient ID Re-attending within 3 months - Adults	100	636	15.7%	15.9%	17.1%	16.7%
% of FP17s for the same patient ID Re-attending between 3 & 9 months - Children	442	704	62.8%	47.1%	45.8%	57.4%
% of FP17s for the same patient ID Re-attending between 3 & 9 months - Adults	358	636	56.3%	37.7%	37.6%	50.5%
% of FP17s for Band 1 Urgent Courses	110	1,264	8.7%	10.1%	10.6%	9.1%
% of FP17s Relating to Free Repair or Replacements	0	1,264	0.0%	0.6%	0.6%	0.8%
% of FP17s Relating to Continuations	6	1,264	0.5%	1.1%	0.9%	1.3%
% of Patients satisfied with the dentistry they have received	1	1	N/A	90.5%	90.2%	93.2%
% of Patients satisfied with the time they had to wait for an appointment	1	1	N/A	85.8%	83.8%	89.0%

* This is based on patients treated on this contract for their most recent course of treatment. Figures in italics indicate the base number of FP17s or Patient Questionnaire responses are less than 100. N/A is shown where the base number of responses is less than 10 during the period. % is calculated as Quantity/Base number*100

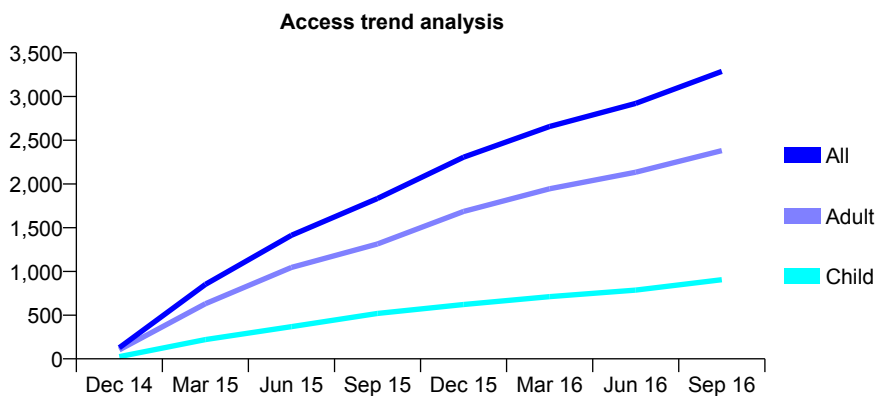
Q63 - Vital Signs At a Glance Contract Report for 174866/0001 - September 2016

Name or company name	Hasan and Hasan
Contract type name	GDS Contract
Purpose of contract	General
Contract start date	01/12/2014
Contract end date	

16/17 Contracted general activity (UDA)	6,100
Carry forward general activity (UDA)	-122
16/17 Contracted orthodontic activity (UOA)	0
Carry forward orthodontic activity (UOA)	0
Baseline contract value	£171,468.38

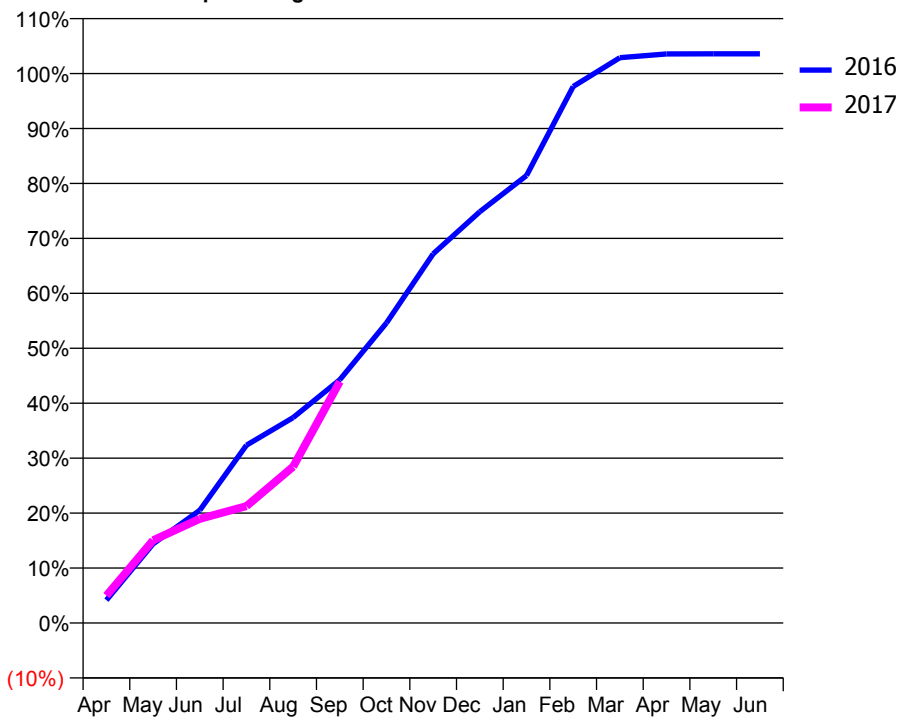
ACCESS*

Patients seen in 24 months	Total	Change since previous quarter
Quarter ending September 2015	1,834	
Quarter ending December 2015	2,307	↑
Quarter ending March 2016	2,657	↑
Quarter ending June 2016	2,921	↑
Quarter ending September 2016	3,287	↑
Variance since September 2015	79.2%	↑



ACTIVITY

Cumulative percentage of contracted UDA delivered 2016 & 2017



Adjusted Scheduled Activity (UDA)

Month	2016	2017
April	254	304
May	879	919
June	1,252	1,157
July	1,974	1,297
August	2,280	1,735
September	2,701	2,680
October	3,331	
November	4,098	
December	4,566	
January	4,967	
February	5,956	
March	6,276	
April	6,317	
May	6,319	
June	6,319	

QUALITY

	Quantity	Base Number	Contract	AT	Region	England
% of FP17s for the same patient ID Re-attending within 3 months - Children	9	397	2.3%	10.4%	11.8%	12.4%
% of FP17s for the same patient ID Re-attending within 3 months - Adults	35	794	4.4%	15.9%	17.1%	16.7%
% of FP17s for the same patient ID Re-attending between 3 & 9 months - Children	56	397	14.1%	47.1%	45.8%	57.4%
% of FP17s for the same patient ID Re-attending between 3 & 9 months - Adults	141	794	17.8%	37.7%	37.6%	50.5%
% of FP17s for Band 1 Urgent Courses	144	1,158	12.4%	10.1%	10.6%	9.1%
% of FP17s Relating to Free Repair or Replacements	6	1,158	0.5%	0.6%	0.6%	0.8%
% of FP17s Relating to Continuations	2	1,158	0.2%	1.1%	0.9%	1.3%
% of Patients satisfied with the dentistry they have received	1	2	N/A	90.5%	90.2%	93.2%
% of Patients satisfied with the time they had to wait for an appointment	0	2	N/A	85.8%	83.8%	89.0%

* This is based on patients treated on this contract for their most recent course of treatment. Figures in italics indicate the base number of FP17s or Patient Questionnaire responses are less than 100. N/A is shown where the base number of responses is less than 10 during the period. % is calculated as Quantity/Base number*100

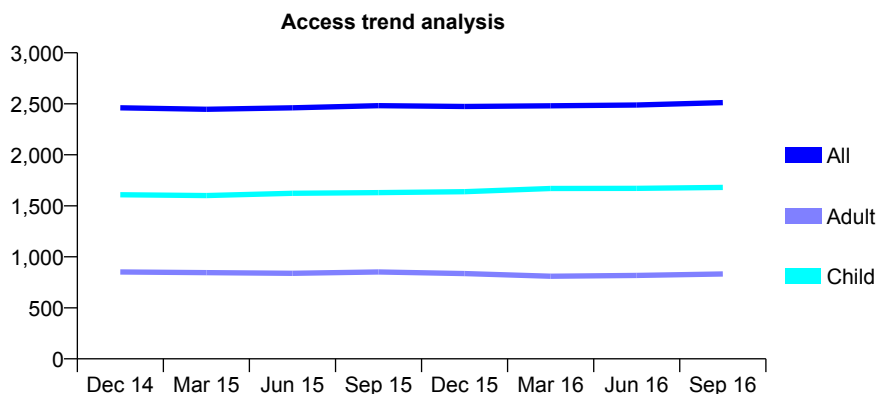
Q63 - Vital Signs At a Glance Contract Report for 175560/0001 - September 2016

Name or company name	Adams House Dental Practice Limited
Contract type name	GDS Contract
Purpose of contract	General
Contract start date	06/04/2009
Contract end date	

16/17 Contracted general activity (UDA)	8,000
Carry forward general activity (UDA)	0
16/17 Contracted orthodontic activity (UOA)	0
Carry forward orthodontic activity (UOA)	0
Baseline contract value	£210,175.98

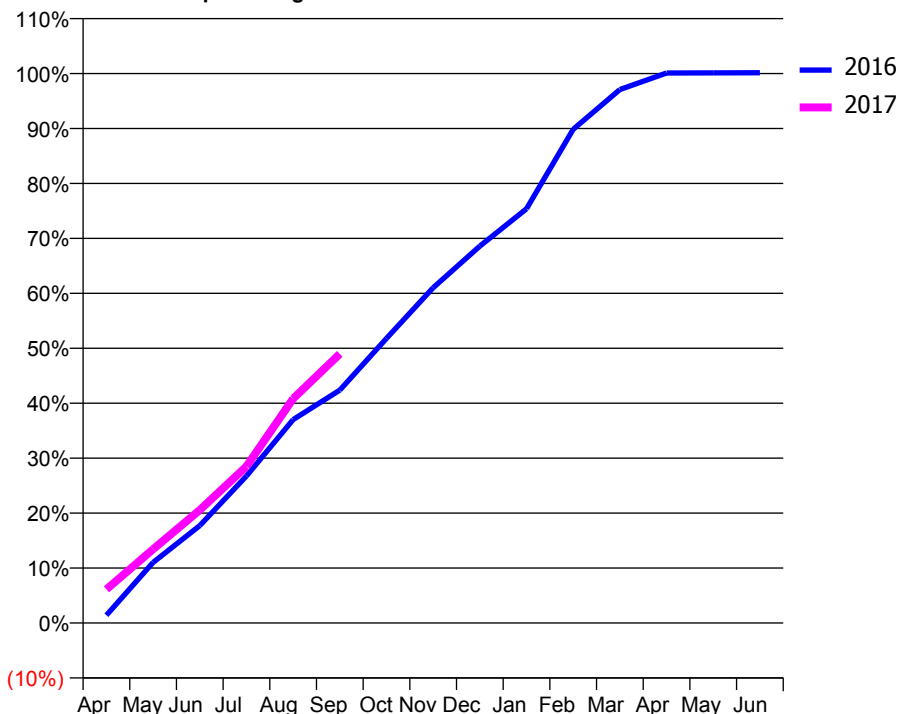
ACCESS*

Patients seen in 24 months	Total	Change since previous quarter
Quarter ending September 2015	2,482	
Quarter ending December 2015	2,474	→
Quarter ending March 2016	2,480	→
Quarter ending June 2016	2,488	→
Quarter ending September 2016	2,512	→
Variance since September 2015	1.2%	→



ACTIVITY

Cumulative percentage of contracted UDA delivered 2016 & 2017



Adjusted Scheduled Activity (UDA)

Month	2016	2017
April	113	490
May	882	1,075
June	1,417	1,646
July	2,140	2,280
August	2,961	3,267
September	3,390	3,919
October	4,144	
November	4,881	
December	5,486	
January	6,032	
February	7,188	
March	7,766	
April	8,007	
May	8,009	
June	8,010	

QUALITY

	Quantity	Base Number	Contract	AT	Region	England
% of FP17s for the same patient ID Re-attending within 3 months - Children	120	1,462	8.2%	10.4%	11.8%	12.4%
% of FP17s for the same patient ID Re-attending within 3 months - Adults	120	544	22.1%	15.9%	17.1%	16.7%
% of FP17s for the same patient ID Re-attending between 3 & 9 months - Children	973	1,462	66.6%	47.1%	45.8%	57.4%
% of FP17s for the same patient ID Re-attending between 3 & 9 months - Adults	263	544	48.3%	37.7%	37.6%	50.5%
% of FP17s for Band 1 Urgent Courses	156	1,890	8.3%	10.1%	10.6%	9.1%
% of FP17s Relating to Free Repair or Replacements	1	1,890	0.1%	0.6%	0.6%	0.8%
% of FP17s Relating to Continuations	0	1,890	0.0%	1.1%	0.9%	1.3%
% of Patients satisfied with the dentistry they have received	0	0	N/A	90.5%	90.2%	93.2%
% of Patients satisfied with the time they had to wait for an appointment	0	0	N/A	85.8%	83.8%	89.0%

* This is based on patients treated on this contract for their most recent course of treatment. Figures in italics indicate the base number of FP17s or Patient Questionnaire responses are less than 100. N/A is shown where the base number of responses is less than 10 during the period. % is calculated as Quantity/Base number*100

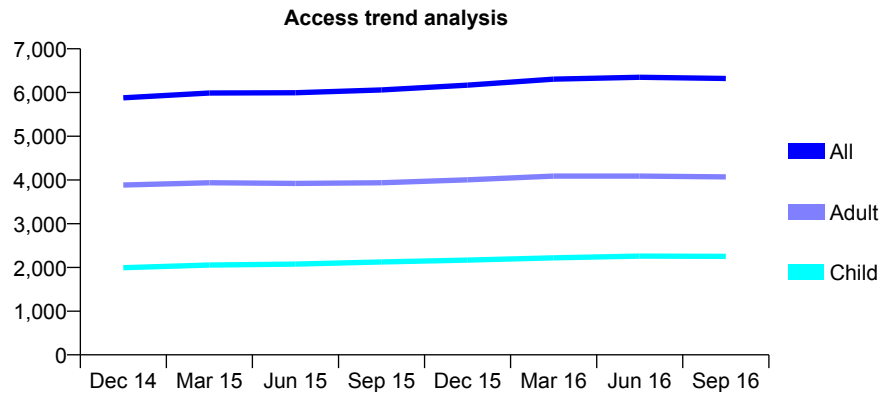
Q63 - Vital Signs At a Glance Contract Report for 179027/0001 - September 2016

Name or company name	Simply Bright
Contract type name	GDS Contract
Purpose of contract	General
Contract start date	17/05/2010
Contract end date	

16/17 Contracted general activity (UDA)	19,000
Carry forward general activity (UDA)	311
16/17 Contracted orthodontic activity (UOA)	0
Carry forward orthodontic activity (UOA)	0
Baseline contract value	£464,589.03

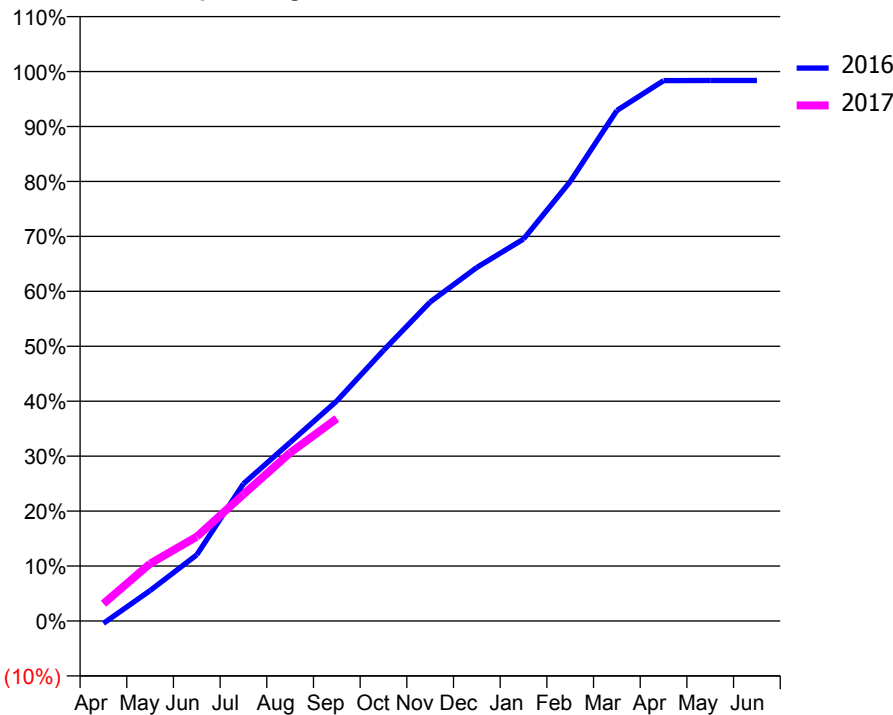
ACCESS*

Patients seen in 24 months	Total	Change since previous quarter
Quarter ending September 2015	6,060	
Quarter ending December 2015	6,169	→
Quarter ending March 2016	6,306	↑
Quarter ending June 2016	6,348	→
Quarter ending September 2016	6,321	→
Variance since September 2015	4.3%	↑



ACTIVITY

Cumulative percentage of contracted UDA delivered 2016 & 2017



Month	Adjusted Scheduled Activity (UDA)	
	2016	2017
April	-83	599
May	1,055	1,983
June	2,290	2,915
July	4,745	4,379
August	6,177	5,816
September	7,609	7,004
October	9,356	
November	11,031	
December	12,225	
January	13,206	
February	15,193	
March	17,651	
April	18,685	
May	18,689	
June	18,689	

QUALITY

	Quantity	Base Number	Contract	AT	Region	England
% of FP17s for the same patient ID Re-attending within 3 months - Children	132	1,467	9.0%	10.4%	11.8%	12.4%
% of FP17s for the same patient ID Re-attending within 3 months - Adults	346	2,145	16.1%	15.9%	17.1%	16.7%
% of FP17s for the same patient ID Re-attending between 3 & 9 months - Children	703	1,467	47.9%	47.1%	45.8%	57.4%
% of FP17s for the same patient ID Re-attending between 3 & 9 months - Adults	819	2,145	38.2%	37.7%	37.6%	50.5%
% of FP17s for Band 1 Urgent Courses	203	3,217	6.3%	10.1%	10.6%	9.1%
% of FP17s Relating to Free Repair or Replacements	16	3,217	0.5%	0.6%	0.6%	0.8%
% of FP17s Relating to Continuations	24	3,217	0.7%	1.1%	0.9%	1.3%
% of Patients satisfied with the dentistry they have received	3	3	N/A	90.5%	90.2%	93.2%
% of Patients satisfied with the time they had to wait for an appointment	3	3	N/A	85.8%	83.8%	89.0%

* This is based on patients treated on this contract for their most recent course of treatment. Figures in italics indicate the base number of FP17s or Patient Questionnaire responses are less than 100. N/A is shown where the base number of responses is less than 10 during the period. % is calculated as Quantity/Base number*100

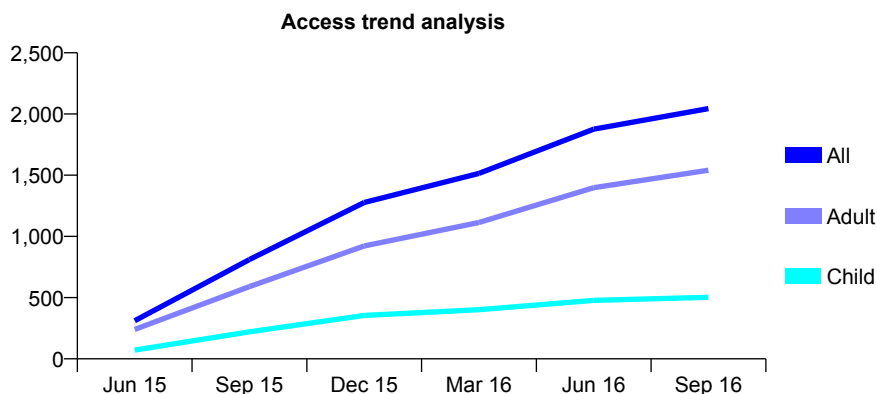
Q63 - Vital Signs At a Glance Contract Report for 179434/0008 - September 2016

Name or company name	Mr M Eyrumlu & Mr A Eyrumlu
Contract type name	GDS Contract
Purpose of contract	General
Contract start date	01/04/2015
Contract end date	

16/17 Contracted general activity (UDA)	12,947
Carry forward general activity (UDA)	0
16/17 Contracted orthodontic activity (UOA)	0
Carry forward orthodontic activity (UOA)	0
Baseline contract value	£383,923.67

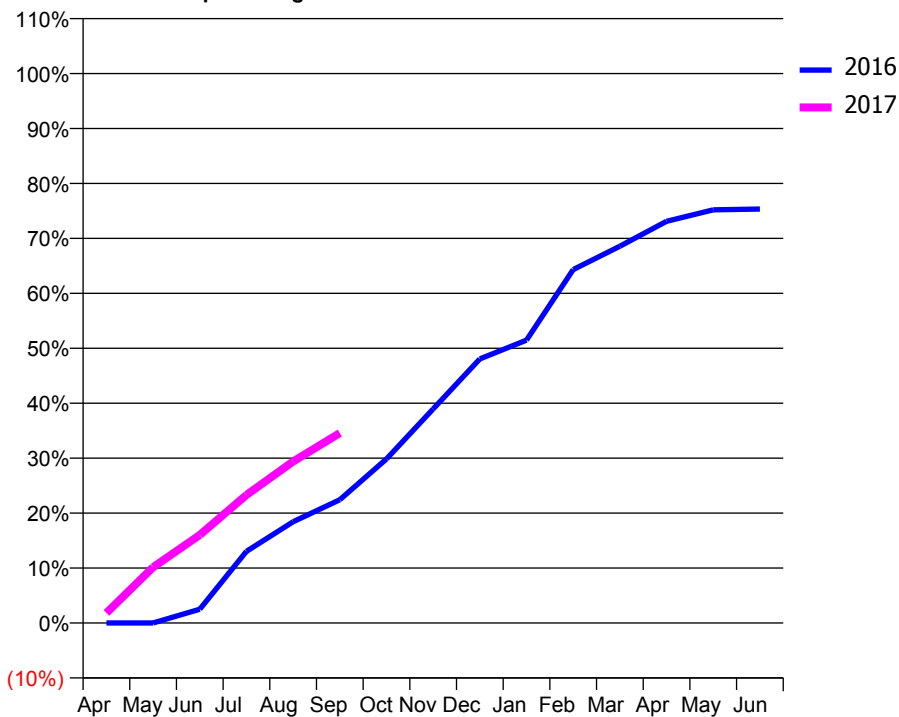
ACCESS*

Patients seen in 24 months	Total	Change since previous quarter
Quarter ending September 2015	811	
Quarter ending December 2015	1,277	↑
Quarter ending March 2016	1,515	↑
Quarter ending June 2016	1,876	↑
Quarter ending September 2016	2,044	↑
Variance since September 2015	152.0%	↑



ACTIVITY

Cumulative percentage of contracted UDA delivered 2016 & 2017



Adjusted Scheduled Activity (UDA)

Month	2016	2017
April	0	237
May	0	1,314
June	325	2,075
July	1,688	3,018
August	2,386	3,806
September	2,903	4,477
October	3,865	
November	5,043	
December	6,222	
January	6,665	
February	8,329	
March	8,876	
April	9,464	
May	9,736	
June	9,755	

QUALITY

	Quantity	Base Number	Contract	AT	Region	England
% of FP17s for the same patient ID Re-attending within 3 months - Children	36	390	9.2%	10.4%	11.8%	12.4%
% of FP17s for the same patient ID Re-attending within 3 months - Adults	238	1,213	19.6%	15.9%	17.1%	16.7%
% of FP17s for the same patient ID Re-attending between 3 & 9 months - Children	176	390	45.1%	47.1%	45.8%	57.4%
% of FP17s for the same patient ID Re-attending between 3 & 9 months - Adults	421	1,213	34.7%	37.7%	37.6%	50.5%
% of FP17s for Band 1 Urgent Courses	120	1,325	9.1%	10.1%	10.6%	9.1%
% of FP17s Relating to Free Repair or Replacements	17	1,325	1.3%	0.6%	0.6%	0.8%
% of FP17s Relating to Continuations	60	1,325	4.5%	1.1%	0.9%	1.3%
% of Patients satisfied with the dentistry they have received	1	1	N/A	90.5%	90.2%	93.2%
% of Patients satisfied with the time they had to wait for an appointment	1	1	N/A	85.8%	83.8%	89.0%

* This is based on patients treated on this contract for their most recent course of treatment. Figures in italics indicate the base number of FP17s or Patient Questionnaire responses are less than 100. N/A is shown where the base number of responses is less than 10 during the period. % is calculated as Quantity/Base number*100

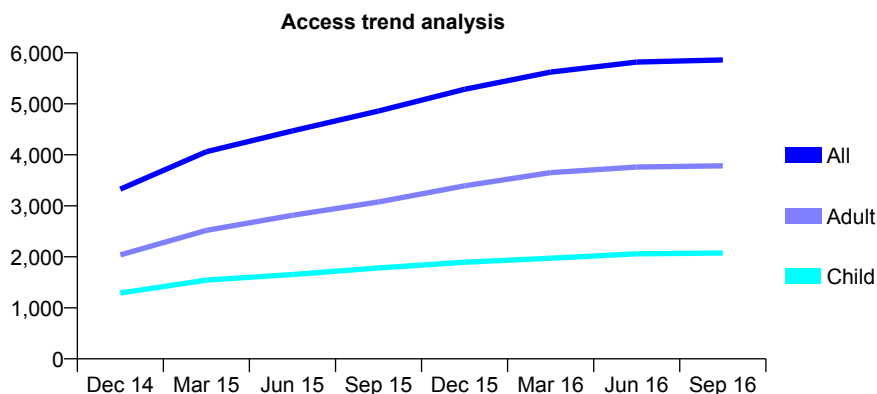
Q63 - Vital Signs At a Glance Contract Report for 179469/0002 - September 2016

Name or company name	Whitton Corner Dental Practice
Contract type name	GDS Contract
Purpose of contract	General
Contract start date	01/04/2014
Contract end date	

16/17 Contracted general activity (UDA)	20,000
Carry forward general activity (UDA)	-166
16/17 Contracted orthodontic activity (UOA)	0
Carry forward orthodontic activity (UOA)	0
Baseline contract value	£525,046.51

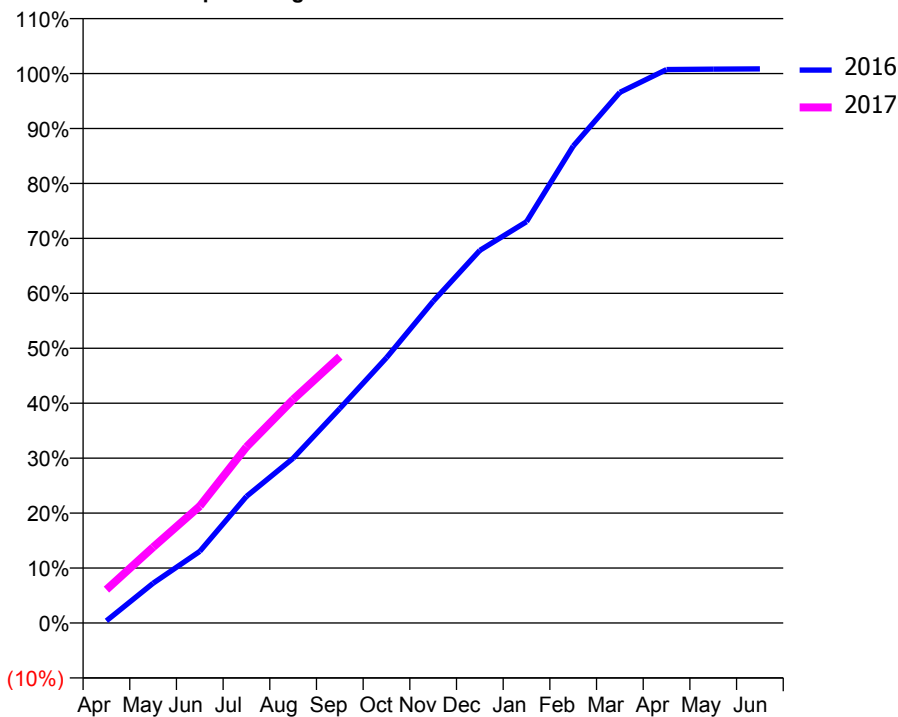
ACCESS*

Patients seen in 24 months	Total	Change since previous quarter
Quarter ending September 2015	4,859	
Quarter ending December 2015	5,286	↑
Quarter ending March 2016	5,622	↑
Quarter ending June 2016	5,819	↑
Quarter ending September 2016	5,859	→
Variance since September 2015	20.6%	↑



ACTIVITY

Cumulative percentage of contracted UDA delivered 2016 & 2017



Month	Adjusted Scheduled Activity (UDA)	
	2016	2017
April	78	1,215
May	1,450	2,757
June	2,610	4,254
July	4,608	6,408
August	5,999	8,137
September	7,806	9,697
October	9,654	
November	11,711	
December	13,563	
January	14,608	
February	17,359	
March	19,314	
April	20,144	
May	20,156	
June	20,166	

QUALITY

	Quantity	Base Number	Contract	AT	Region	England
% of FP17s for the same patient ID Re-attending within 3 months - Children	204	1,733	11.8%	10.4%	11.8%	12.4%
% of FP17s for the same patient ID Re-attending within 3 months - Adults	541	2,468	21.9%	15.9%	17.1%	16.7%
% of FP17s for the same patient ID Re-attending between 3 & 9 months - Children	1,038	1,733	59.9%	47.1%	45.8%	57.4%
% of FP17s for the same patient ID Re-attending between 3 & 9 months - Adults	983	2,468	39.8%	37.7%	37.6%	50.5%
% of FP17s for Band 1 Urgent Courses	559	3,902	14.3%	10.1%	10.6%	9.1%
% of FP17s Relating to Free Repair or Replacements	122	3,902	3.1%	0.6%	0.6%	0.8%
% of FP17s Relating to Continuations	10	3,902	0.3%	1.1%	0.9%	1.3%
% of Patients satisfied with the dentistry they have received	6	8	N/A	90.5%	90.2%	93.2%
% of Patients satisfied with the time they had to wait for an appointment	8	8	N/A	85.8%	83.8%	89.0%

* This is based on patients treated on this contract for their most recent course of treatment. Figures in italics indicate the base number of FP17s or Patient Questionnaire responses are less than 100. N/A is shown where the base number of responses is less than 10 during the period. % is calculated as Quantity/Base number*100

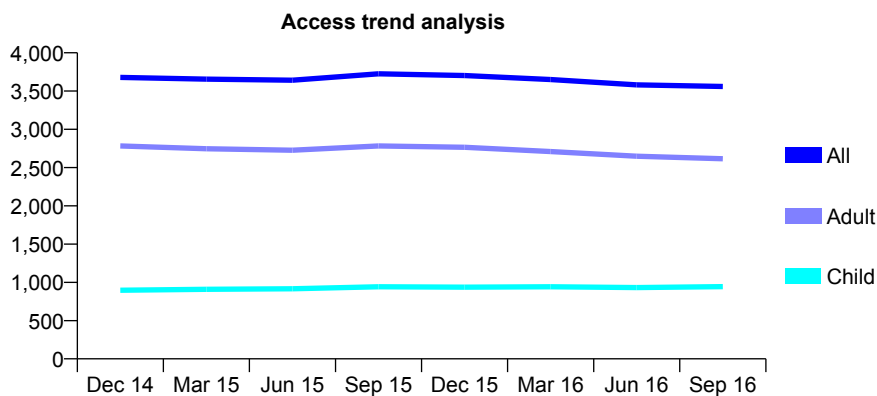
Q63 - Vital Signs At a Glance Contract Report for 181765/0001 - September 2016

Name or company name	Gabokun Dental Care Ltd
Contract type name	GDS Contract
Purpose of contract	General
Contract start date	10/12/2010
Contract end date	

16/17 Contracted general activity (UDA)	17,064
Carry forward general activity (UDA)	0
16/17 Contracted orthodontic activity (UOA)	0
Carry forward orthodontic activity (UOA)	0
Baseline contract value	£515,629.78

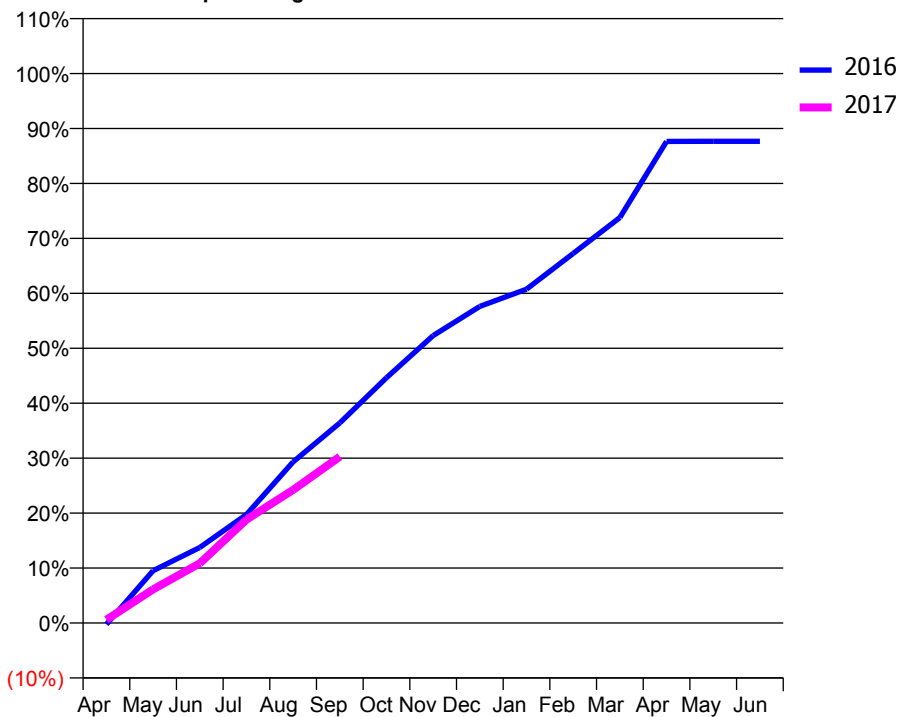
ACCESS*

Patients seen in 24 months	Total	Change since previous quarter
Quarter ending September 2015	3,725	
Quarter ending December 2015	3,703	→
Quarter ending March 2016	3,651	↓
Quarter ending June 2016	3,580	↓
Quarter ending September 2016	3,560	→
Variance since September 2015	(4.4%)	↓



ACTIVITY

Cumulative percentage of contracted UDA delivered 2016 & 2017



Month	Adjusted Scheduled Activity (UDA)	
	2016	2017
April	-45	103
May	1,624	1,047
June	2,345	1,853
July	3,367	3,212
August	5,004	4,135
September	6,213	5,164
October	7,616	
November	8,924	
December	9,831	
January	10,365	
February	11,479	
March	12,589	
April	14,956	
May	14,959	
June	14,958	

QUALITY

	Quantity	Base Number	Contract	AT	Region	England
% of FP17s for the same patient ID Re-attending within 3 months - Children	45	612	7.4%	10.4%	11.8%	12.4%
% of FP17s for the same patient ID Re-attending within 3 months - Adults	206	1,413	14.6%	15.9%	17.1%	16.7%
% of FP17s for the same patient ID Re-attending between 3 & 9 months - Children	250	612	40.8%	47.1%	45.8%	57.4%
% of FP17s for the same patient ID Re-attending between 3 & 9 months - Adults	432	1,413	30.6%	37.7%	37.6%	50.5%
% of FP17s for Band 1 Urgent Courses	82	1,447	5.7%	10.1%	10.6%	9.1%
% of FP17s Relating to Free Repair or Replacements	4	1,447	0.3%	0.6%	0.6%	0.8%
% of FP17s Relating to Continuations	27	1,447	1.9%	1.1%	0.9%	1.3%
% of Patients satisfied with the dentistry they have received	1	1	N/A	90.5%	90.2%	93.2%
% of Patients satisfied with the time they had to wait for an appointment	1	1	N/A	85.8%	83.8%	89.0%

* This is based on patients treated on this contract for their most recent course of treatment. Figures in italics indicate the base number of FP17s or Patient Questionnaire responses are less than 100. N/A is shown where the base number of responses is less than 10 during the period. % is calculated as Quantity/Base number*100

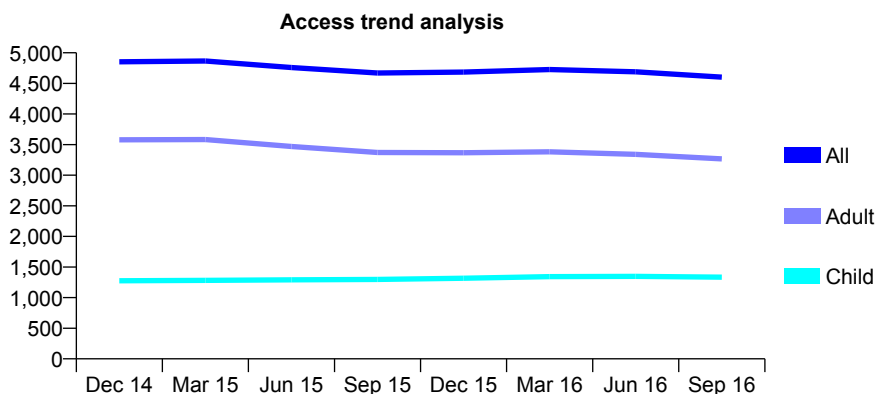
Q63 - Vital Signs At a Glance Contract Report for 181765/0002 - September 2016

Name or company name	Gabokun Dental Care Ltd
Contract type name	GDS Contract
Purpose of contract	General
Contract start date	01/02/2011
Contract end date	

16/17 Contracted general activity (UDA)	16,000
Carry forward general activity (UDA)	0
16/17 Contracted orthodontic activity (UOA)	0
Carry forward orthodontic activity (UOA)	0
Baseline contract value	£612,660.88

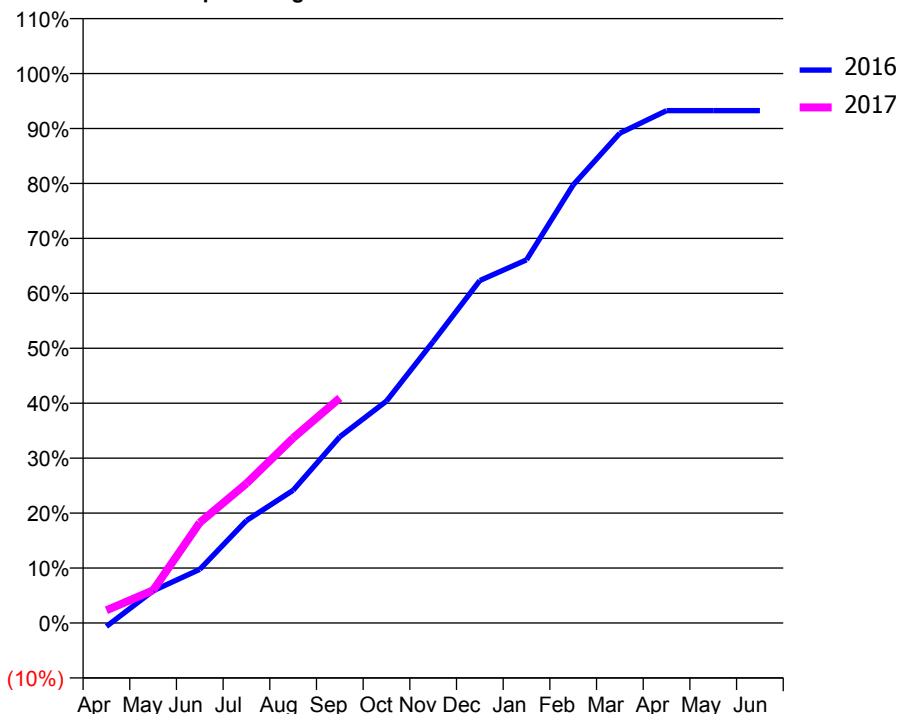
ACCESS*

Patients seen in 24 months	Total	Change since previous quarter
Quarter ending September 2015	4,669	
Quarter ending December 2015	4,686	→
Quarter ending March 2016	4,726	→
Quarter ending June 2016	4,689	→
Quarter ending September 2016	4,602	↓
Variance since September 2015	(1.4%)	↓



ACTIVITY

Cumulative percentage of contracted UDA delivered 2016 & 2017



Month	Adjusted Scheduled Activity (UDA)	
	2016	2017
April	-103	369
May	939	954
June	1,565	2,927
July	2,985	4,062
August	3,864	5,388
September	5,423	6,553
October	6,462	
November	8,196	
December	9,973	
January	10,573	
February	12,757	
March	14,261	
April	14,917	
May	14,917	
June	14,917	

QUALITY

	Quantity	Base Number	Contract	AT	Region	England
% of FP17s for the same patient ID Re-attending within 3 months - Children	44	737	6.0%	10.4%	11.8%	12.4%
% of FP17s for the same patient ID Re-attending within 3 months - Adults	168	1,580	10.6%	15.9%	17.1%	16.7%
% of FP17s for the same patient ID Re-attending between 3 & 9 months - Children	266	737	36.1%	47.1%	45.8%	57.4%
% of FP17s for the same patient ID Re-attending between 3 & 9 months - Adults	460	1,580	29.1%	37.7%	37.6%	50.5%
% of FP17s for Band 1 Urgent Courses	27	1,635	1.7%	10.1%	10.6%	9.1%
% of FP17s Relating to Free Repair or Replacements	0	1,635	0.0%	0.6%	0.6%	0.8%
% of FP17s Relating to Continuations	16	1,635	1.0%	1.1%	0.9%	1.3%
% of Patients satisfied with the dentistry they have received	5	6	N/A	90.5%	90.2%	93.2%
% of Patients satisfied with the time they had to wait for an appointment	5	6	N/A	85.8%	83.8%	89.0%

* This is based on patients treated on this contract for their most recent course of treatment. Figures in italics indicate the base number of FP17s or Patient Questionnaire responses are less than 100. N/A is shown where the base number of responses is less than 10 during the period. % is calculated as Quantity/Base number*100

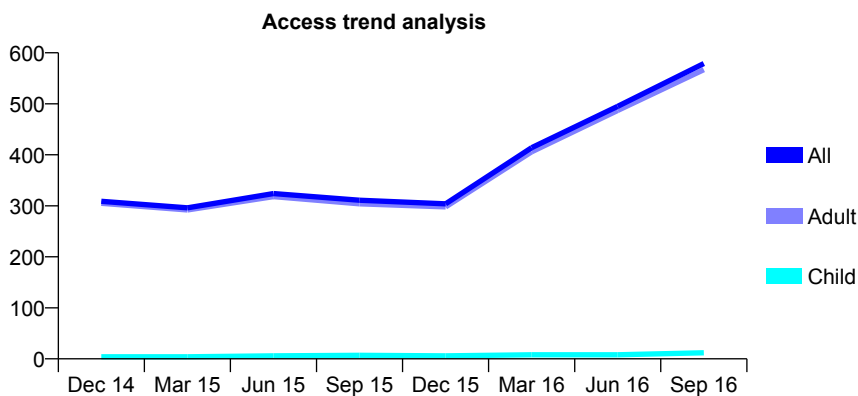
Q63 - Vital Signs At a Glance Contract Report for 181765/0003 - September 2016

Name or company name	Gabokun Dental Care Ltd
Contract type name	PDS Contract
Purpose of contract	General
Contract start date	01/04/2011
Contract end date	31/03/2017

16/17 Contracted general activity (UDA)	1,800
Carry forward general activity (UDA)	0
16/17 Contracted orthodontic activity (UOA)	0
Carry forward orthodontic activity (UOA)	0
Baseline contract value	£89,285.62

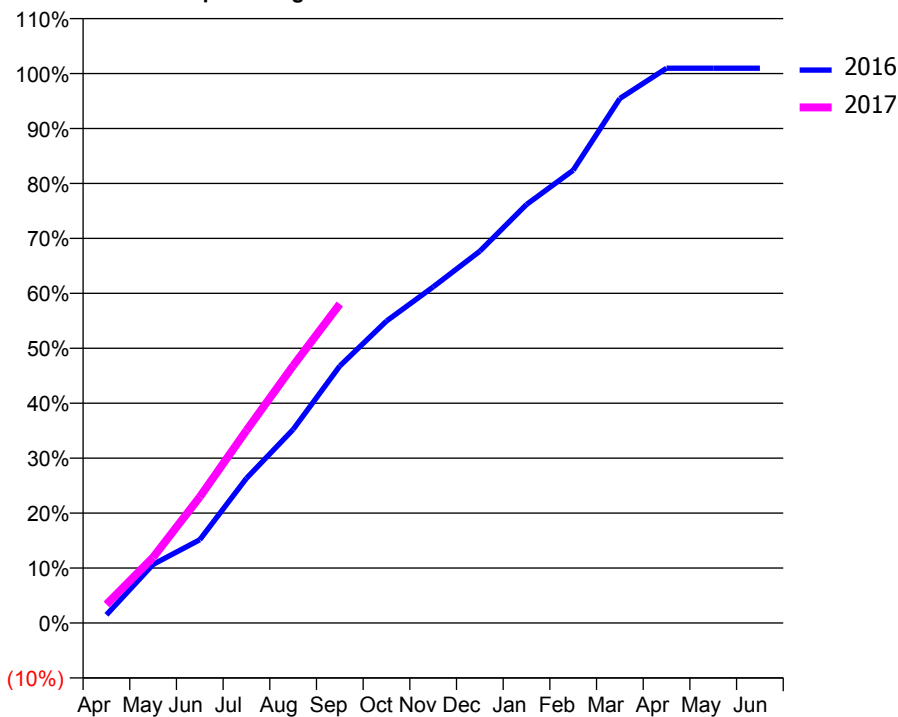
ACCESS*

Patients seen in 24 months	Total	Change since previous quarter
Quarter ending September 2015	311	
Quarter ending December 2015	304	↓
Quarter ending March 2016	414	↑
Quarter ending June 2016	495	↑
Quarter ending September 2016	579	↑
Variance since September 2015	86.2%	↑



ACTIVITY

Cumulative percentage of contracted UDA delivered 2016 & 2017



Month	Adjusted Scheduled Activity (UDA)	
	2016	2017
April	27	61
May	192	215
June	273	413
July	474	631
August	634	843
September	842	1,045
October	989	
November	1,101	
December	1,218	
January	1,371	
February	1,483	
March	1,718	
April	1,817	
May	1,817	
June	1,817	

QUALITY

	Quantity	Base Number	Contract	AT	Region	England
% of FP17s for the same patient ID Re-attending within 3 months - Children	0	9	0.0%	10.4%	11.8%	12.4%
% of FP17s for the same patient ID Re-attending within 3 months - Adults	4	377	1.1%	15.9%	17.1%	16.7%
% of FP17s for the same patient ID Re-attending between 3 & 9 months - Children	0	9	0.0%	47.1%	45.8%	57.4%
% of FP17s for the same patient ID Re-attending between 3 & 9 months - Adults	2	377	0.5%	37.7%	37.6%	50.5%
% of FP17s for Band 1 Urgent Courses	1	353	0.3%	10.1%	10.6%	9.1%
% of FP17s Relating to Free Repair or Replacements	0	353	0.0%	0.6%	0.6%	0.8%
% of FP17s Relating to Continuations	0	353	0.0%	1.1%	0.9%	1.3%
% of Patients satisfied with the dentistry they have received	0	0	N/A	90.5%	90.2%	93.2%
% of Patients satisfied with the time they had to wait for an appointment	0	0	N/A	85.8%	83.8%	89.0%

* This is based on patients treated on this contract for their most recent course of treatment. Figures in italics indicate the base number of FP17s or Patient Questionnaire responses are less than 100. N/A is shown where the base number of responses is less than 10 during the period. % is calculated as Quantity/Base number*100

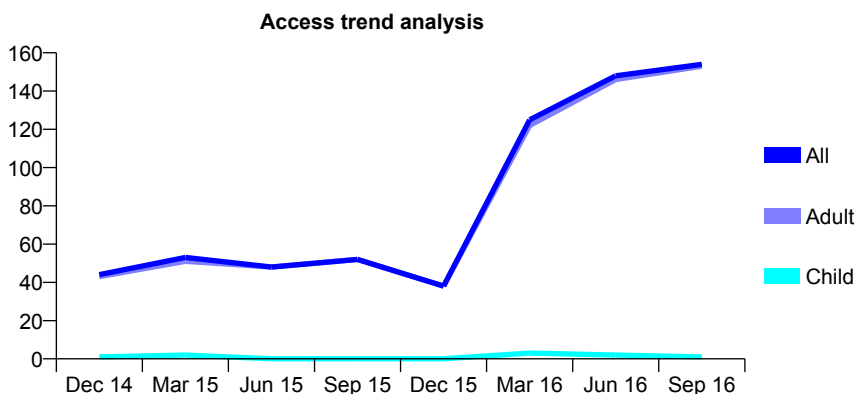
Q63 - Vital Signs At a Glance Contract Report for 181765/0004 - September 2016

Name or company name	Gabokun Dental Care Ltd
Contract type name	PDS Contract
Purpose of contract	General
Contract start date	01/04/2012
Contract end date	31/03/2017

16/17 Contracted general activity (UDA)	720
Carry forward general activity (UDA)	0
16/17 Contracted orthodontic activity (UOA)	0
Carry forward orthodontic activity (UOA)	0
Baseline contract value	£37,758.27

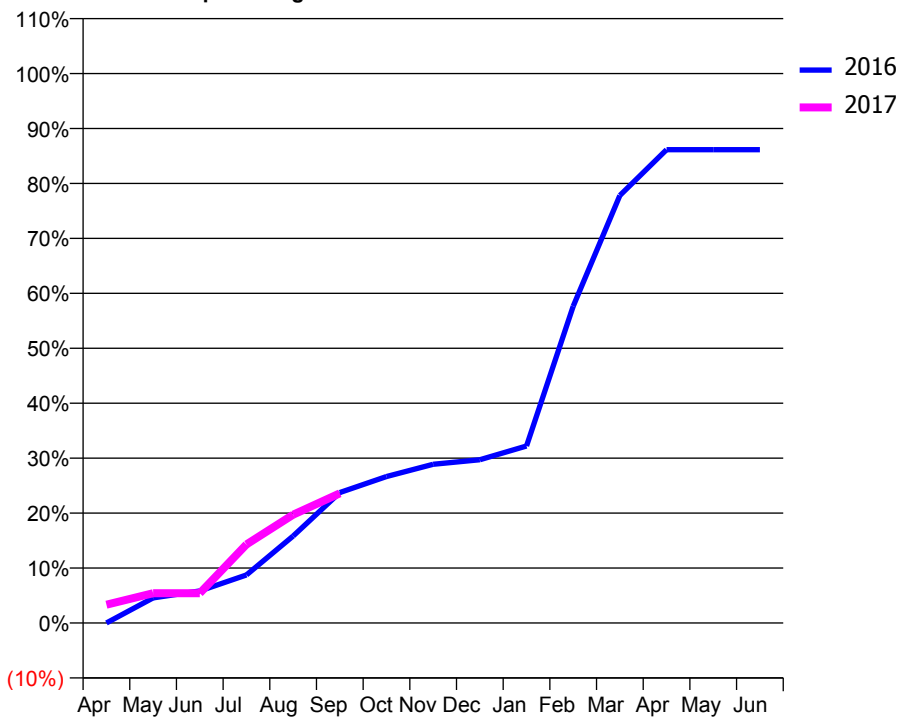
ACCESS*

Patients seen in 24 months	Total	Change since previous quarter
Quarter ending September 2015	52	
Quarter ending December 2015	38	↓
Quarter ending March 2016	125	↑
Quarter ending June 2016	148	↑
Quarter ending September 2016	154	↑
Variance since September 2015	196.2%	↑



ACTIVITY

Cumulative percentage of contracted UDA delivered 2016 & 2017



Month	2016	2017
April	0	24
May	33	39
June	42	39
July	63	103
August	114	142
September	171	170
October	192	
November	208	
December	214	
January	232	
February	415	
March	560	
April	620	
May	620	
June	620	

QUALITY

	Quantity	Base Number	Contract	AT	Region	England
% of FP17s for the same patient ID Re-attending within 3 months - Children	0	1	0.0%	10.4%	11.8%	12.4%
% of FP17s for the same patient ID Re-attending within 3 months - Adults	0	77	0.0%	15.9%	17.1%	16.7%
% of FP17s for the same patient ID Re-attending between 3 & 9 months - Children	0	1	0.0%	47.1%	45.8%	57.4%
% of FP17s for the same patient ID Re-attending between 3 & 9 months - Adults	0	77	0.0%	37.7%	37.6%	50.5%
% of FP17s for Band 1 Urgent Courses	0	58	0.0%	10.1%	10.6%	9.1%
% of FP17s Relating to Free Repair or Replacements	0	58	0.0%	0.6%	0.6%	0.8%
% of FP17s Relating to Continuations	0	58	0.0%	1.1%	0.9%	1.3%
% of Patients satisfied with the dentistry they have received	0	0	N/A	90.5%	90.2%	93.2%
% of Patients satisfied with the time they had to wait for an appointment	0	0	N/A	85.8%	83.8%	89.0%

* This is based on patients treated on this contract for their most recent course of treatment. Figures in italics indicate the base number of FP17s or Patient Questionnaire responses are less than 100. N/A is shown where the base number of responses is less than 10 during the period. % is calculated as Quantity/Base number*100

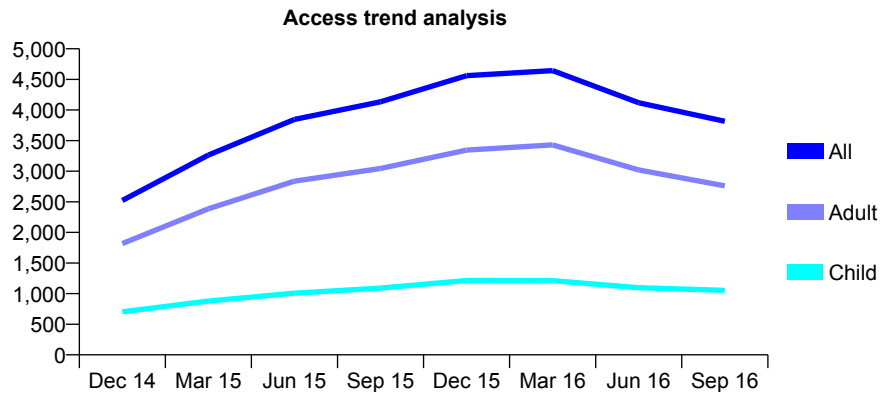
Q63 - Vital Signs At a Glance Contract Report for 181935/0001 - September 2016

Name or company name	Balham Dental Care Ltd
Contract type name	GDS Contract
Purpose of contract	General
Contract start date	16/01/2013
Contract end date	

16/17 Contracted general activity (UDA)	11,167
Carry forward general activity (UDA)	0
16/17 Contracted orthodontic activity (UOA)	0
Carry forward orthodontic activity (UOA)	0
Baseline contract value	£265,593.00

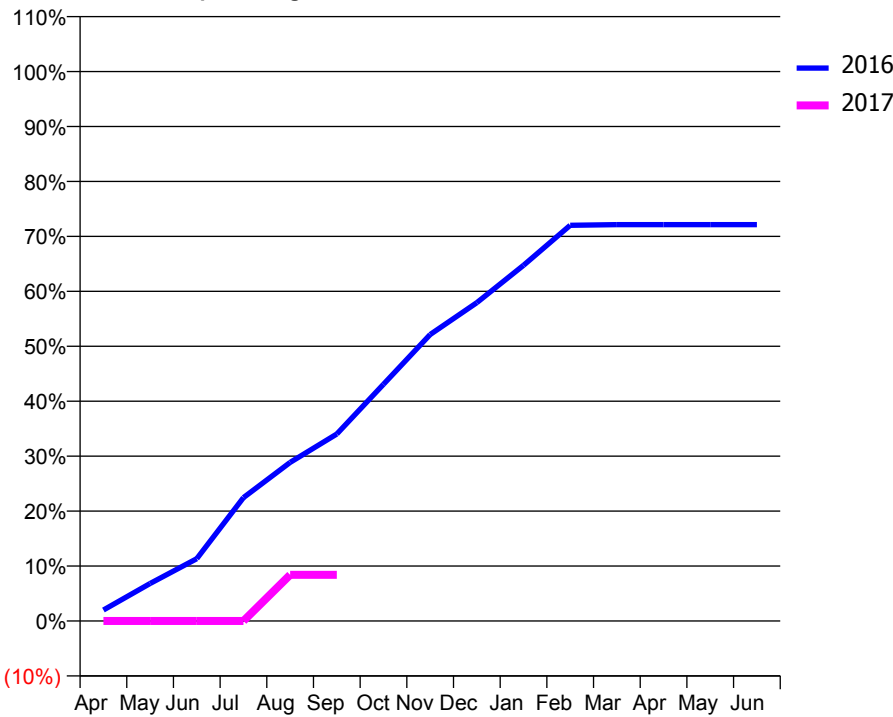
ACCESS*

Patients seen in 24 months	Total	Change since previous quarter
Quarter ending September 2015	4,135	
Quarter ending December 2015	4,560	↑
Quarter ending March 2016	4,643	→
Quarter ending June 2016	4,119	↓
Quarter ending September 2016	3,815	↓
Variance since September 2015	(7.7%)	↓



ACTIVITY

Cumulative percentage of contracted UDA delivered 2016 & 2017



Month	Adjusted Scheduled Activity (UDA)	
	2016	2017
April	223	0
May	762	0
June	1,266	0
July	2,509	0
August	3,225	939
September	3,800	939
October	4,810	
November	5,823	
December	6,469	
January	7,229	
February	8,041	
March	8,054	
April	8,054	
May	8,054	
June	8,054	

QUALITY

	Quantity	Base Number	Contract	AT	Region	England
% of FP17s for the same patient ID Re-attending within 3 months - Children	2	154	1.3%	10.4%	11.8%	12.4%
% of FP17s for the same patient ID Re-attending within 3 months - Adults	7	354	2.0%	15.9%	17.1%	16.7%
% of FP17s for the same patient ID Re-attending between 3 & 9 months - Children	30	154	19.5%	47.1%	45.8%	57.4%
% of FP17s for the same patient ID Re-attending between 3 & 9 months - Adults	78	354	22.0%	37.7%	37.6%	50.5%
% of FP17s for Band 1 Urgent Courses	58	505	11.5%	10.1%	10.6%	9.1%
% of FP17s Relating to Free Repair or Replacements	0	505	0.0%	0.6%	0.6%	0.8%
% of FP17s Relating to Continuations	0	505	0.0%	1.1%	0.9%	1.3%
% of Patients satisfied with the dentistry they have received	0	0	N/A	90.5%	90.2%	93.2%
% of Patients satisfied with the time they had to wait for an appointment	0	0	N/A	85.8%	83.8%	89.0%

* This is based on patients treated on this contract for their most recent course of treatment. Figures in italics indicate the base number of FP17s or Patient Questionnaire responses are less than 100. N/A is shown where the base number of responses is less than 10 during the period. % is calculated as Quantity/Base number*100

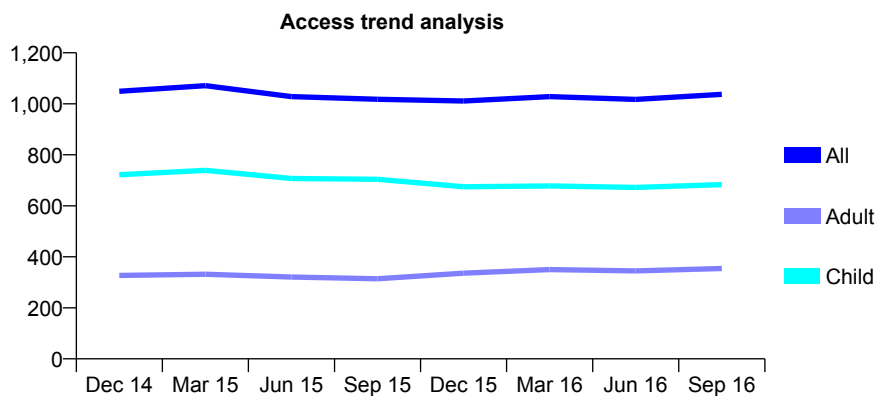
Q63 - Vital Signs At a Glance Contract Report for 183385/0001 - September 2016

Name or company name	Confident Dental Practice
Contract type name	GDS Contract
Purpose of contract	General
Contract start date	02/05/2008
Contract end date	

16/17 Contracted general activity (UDA)	2,966
Carry forward general activity (UDA)	0
16/17 Contracted orthodontic activity (UOA)	0
Carry forward orthodontic activity (UOA)	0
Baseline contract value	£73,361.92

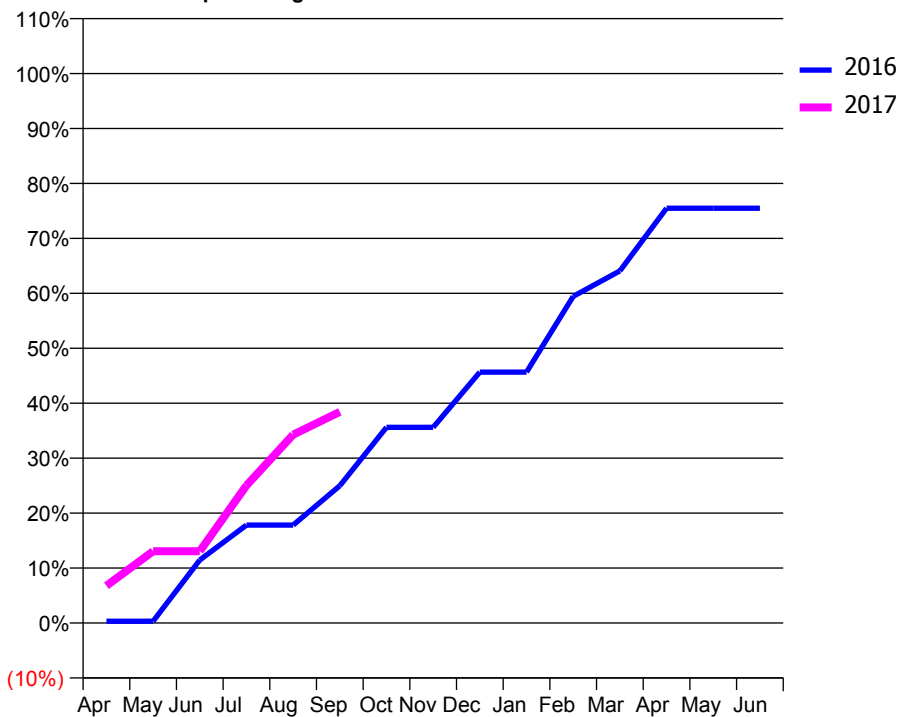
ACCESS*

Patients seen in 24 months	Total	Change since previous quarter
Quarter ending September 2015	1,018	
Quarter ending December 2015	1,011	→
Quarter ending March 2016	1,028	→
Quarter ending June 2016	1,017	↓
Quarter ending September 2016	1,037	→
Variance since September 2015	1.9%	→



ACTIVITY

Cumulative percentage of contracted UDA delivered 2016 & 2017



Adjusted Scheduled Activity (UDA)

Month	2016	2017
April	10	201
May	10	387
June	340	387
July	529	743
August	529	1,016
September	741	1,139
October	1,056	
November	1,056	
December	1,354	
January	1,354	
February	1,763	
March	1,900	
April	2,239	
May	2,239	
June	2,239	

QUALITY

	Quantity	Base Number	Contract	AT	Region	England
% of FP17s for the same patient ID Re-attending within 3 months - Children	27	520	5.2%	10.4%	11.8%	12.4%
% of FP17s for the same patient ID Re-attending within 3 months - Adults	21	192	10.9%	15.9%	17.1%	16.7%
% of FP17s for the same patient ID Re-attending between 3 & 9 months - Children	321	520	61.7%	47.1%	45.8%	57.4%
% of FP17s for the same patient ID Re-attending between 3 & 9 months - Adults	74	192	38.5%	37.7%	37.6%	50.5%
% of FP17s for Band 1 Urgent Courses	12	559	2.1%	10.1%	10.6%	9.1%
% of FP17s Relating to Free Repair or Replacements	1	559	0.2%	0.6%	0.6%	0.8%
% of FP17s Relating to Continuations	0	559	0.0%	1.1%	0.9%	1.3%
% of Patients satisfied with the dentistry they have received	3	4	N/A	90.5%	90.2%	93.2%
% of Patients satisfied with the time they had to wait for an appointment	2	4	N/A	85.8%	83.8%	89.0%

* This is based on patients treated on this contract for their most recent course of treatment. Figures in italics indicate the base number of FP17s or Patient Questionnaire responses are less than 100. N/A is shown where the base number of responses is less than 10 during the period. % is calculated as Quantity/Base number*100

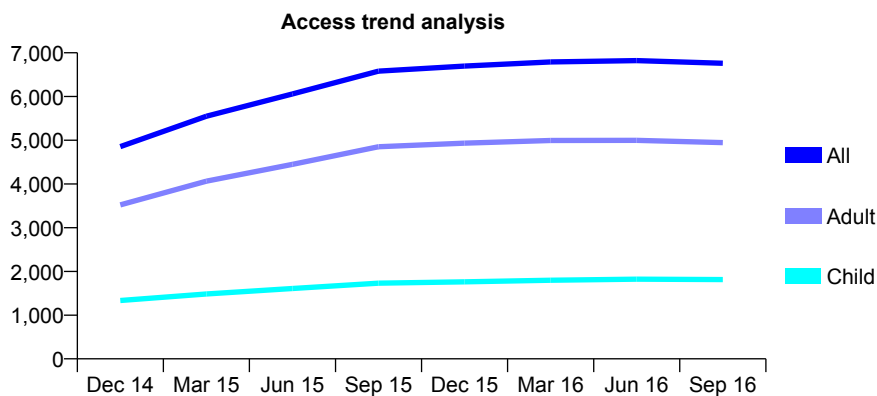
Q63 - Vital Signs At a Glance Contract Report for 183547/0001 - September 2016

Name or company name	Castlenau Dentists
Contract type name	GDS Contract
Purpose of contract	General
Contract start date	01/10/2013
Contract end date	

16/17 Contracted general activity (UDA)	15,300
Carry forward general activity (UDA)	0
16/17 Contracted orthodontic activity (UOA)	0
Carry forward orthodontic activity (UOA)	0
Baseline contract value	£432,665.77

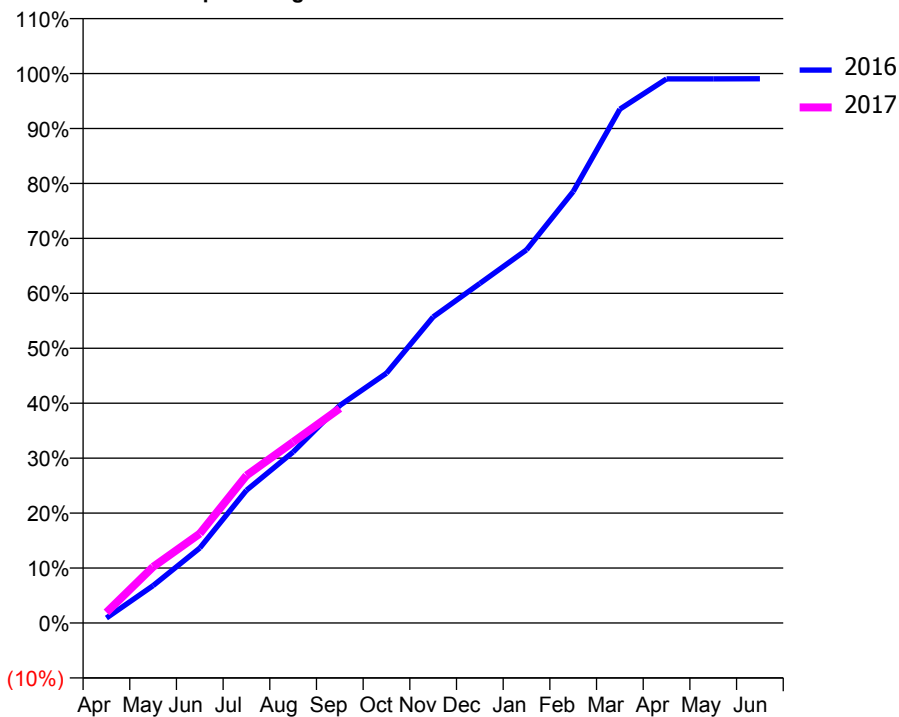
ACCESS*

Patients seen in 24 months	Total	Change since previous quarter
Quarter ending September 2015	6,581	
Quarter ending December 2015	6,696	→
Quarter ending March 2016	6,792	→
Quarter ending June 2016	6,821	→
Quarter ending September 2016	6,760	→
Variance since September 2015	2.7%	↑



ACTIVITY

Cumulative percentage of contracted UDA delivered 2016 & 2017



Month	Adjusted Scheduled Activity (UDA)	
	2016	2017
April	138	294
May	1,043	1,566
June	2,089	2,491
July	3,698	4,110
August	4,761	5,041
September	6,056	5,977
October	6,955	
November	8,523	
December	9,453	
January	10,390	
February	12,012	
March	14,309	
April	15,148	
May	15,152	
June	15,153	

QUALITY

	Quantity	Base Number	Contract	AT	Region	England
% of FP17s for the same patient ID Re-attending within 3 months - Children	98	1,015	9.7%	10.4%	11.8%	12.4%
% of FP17s for the same patient ID Re-attending within 3 months - Adults	507	2,444	20.7%	15.9%	17.1%	16.7%
% of FP17s for the same patient ID Re-attending between 3 & 9 months - Children	374	1,015	36.8%	47.1%	45.8%	57.4%
% of FP17s for the same patient ID Re-attending between 3 & 9 months - Adults	674	2,444	27.6%	37.7%	37.6%	50.5%
% of FP17s for Band 1 Urgent Courses	504	2,848	17.7%	10.1%	10.6%	9.1%
% of FP17s Relating to Free Repair or Replacements	17	2,848	0.6%	0.6%	0.6%	0.8%
% of FP17s Relating to Continuations	59	2,848	2.1%	1.1%	0.9%	1.3%
% of Patients satisfied with the dentistry they have received	3	3	N/A	90.5%	90.2%	93.2%
% of Patients satisfied with the time they had to wait for an appointment	3	3	N/A	85.8%	83.8%	89.0%

* This is based on patients treated on this contract for their most recent course of treatment. Figures in italics indicate the base number of FP17s or Patient Questionnaire responses are less than 100. N/A is shown where the base number of responses is less than 10 during the period. % is calculated as Quantity/Base number*100

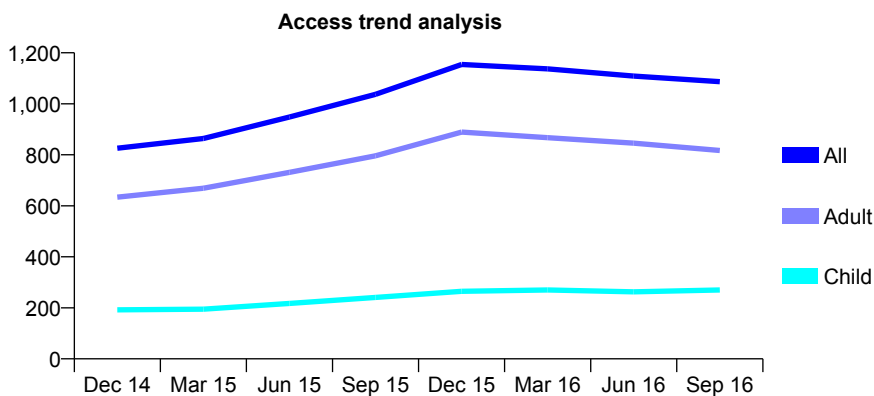
Q63 - Vital Signs At a Glance Contract Report for 183660/0001 - September 2016

Name or company name	PS Photay & Associates
Contract type name	GDS Contract
Purpose of contract	General
Contract start date	01/02/2014
Contract end date	

16/17 Contracted general activity (UDA)	2,778
Carry forward general activity (UDA)	81
16/17 Contracted orthodontic activity (UOA)	0
Carry forward orthodontic activity (UOA)	0
Baseline contract value	£79,942.15

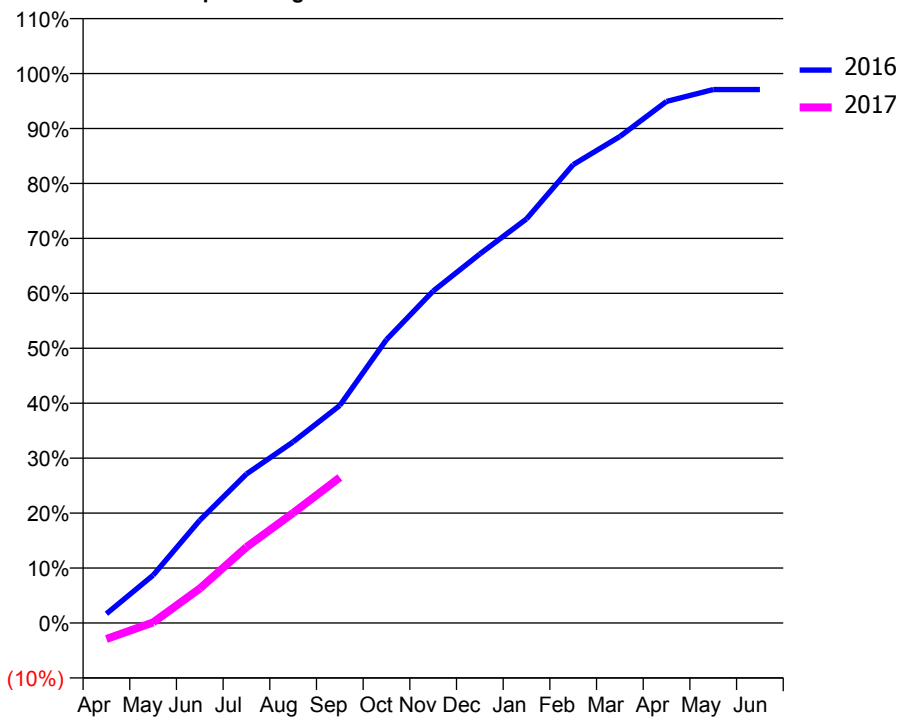
ACCESS*

Patients seen in 24 months	Total	Change since previous quarter
Quarter ending September 2015	1,037	
Quarter ending December 2015	1,154	↑
Quarter ending March 2016	1,137	↓
Quarter ending June 2016	1,109	↓
Quarter ending September 2016	1,087	↓
Variance since September 2015	4.8%	↑



ACTIVITY

Cumulative percentage of contracted UDA delivered 2016 & 2017



Adjusted Scheduled Activity (UDA)

Month	2016	2017
April	47	-81
May	242	3
June	519	174
July	754	384
August	916	557
September	1,100	736
October	1,433	
November	1,678	
December	1,866	
January	2,043	
February	2,318	
March	2,460	
April	2,637	
May	2,697	
June	2,697	

QUALITY

	Quantity	Base Number	Contract	AT	Region	England
% of FP17s for the same patient ID Re-attending within 3 months - Children	2	118	1.7%	10.4%	11.8%	12.4%
% of FP17s for the same patient ID Re-attending within 3 months - Adults	15	304	4.9%	15.9%	17.1%	16.7%
% of FP17s for the same patient ID Re-attending between 3 & 9 months - Children	32	118	27.1%	47.1%	45.8%	57.4%
% of FP17s for the same patient ID Re-attending between 3 & 9 months - Adults	43	304	14.1%	37.7%	37.6%	50.5%
% of FP17s for Band 1 Urgent Courses	15	337	4.5%	10.1%	10.6%	9.1%
% of FP17s Relating to Free Repair or Replacements	0	337	0.0%	0.6%	0.6%	0.8%
% of FP17s Relating to Continuations	3	337	0.9%	1.1%	0.9%	1.3%
% of Patients satisfied with the dentistry they have received	1	1	N/A	90.5%	90.2%	93.2%
% of Patients satisfied with the time they had to wait for an appointment	1	1	N/A	85.8%	83.8%	89.0%

* This is based on patients treated on this contract for their most recent course of treatment. Figures in italics indicate the base number of FP17s or Patient Questionnaire responses are less than 100. N/A is shown where the base number of responses is less than 10 during the period. % is calculated as Quantity/Base number*100

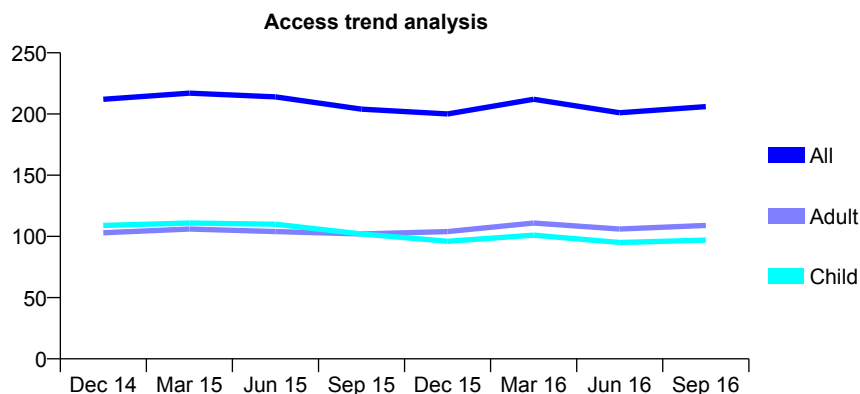
Q63 - Vital Signs At a Glance Contract Report for 185469/0023 - September 2016

Name or company name	King's Community Special Care Dentistry
Contract type name	PDS Contract
Purpose of contract	General
Contract start date	01/10/2006
Contract end date	30/09/2016

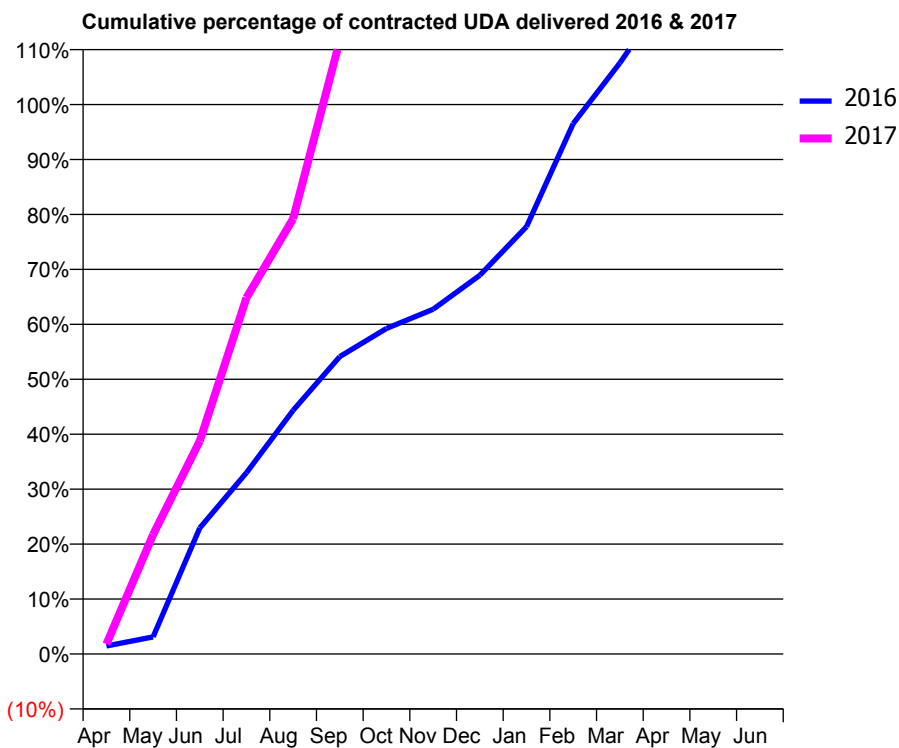
16/17 Contracted general activity (UDA)	278
Carry forward general activity (UDA)	0
16/17 Contracted orthodontic activity (UOA)	0
Carry forward orthodontic activity (UOA)	0
Baseline contract value	£0.00

ACCESS*

Patients seen in 24 months	Total	Change since previous quarter
Quarter ending September 2015	204	
Quarter ending December 2015	200	↓
Quarter ending March 2016	212	↑
Quarter ending June 2016	201	↓
Quarter ending September 2016	206	↑
Variance since September 2015	1.0%	→



ACTIVITY



Month	Adjusted Scheduled Activity (UDA)	
	2016	2017
April	8	5
May	17	60
June	128	108
July	183	180
August	247	220
September	301	310
October	329	
November	349	
December	383	
January	432	
February	537	
March	598	
April	665	
May	665	
June	665	

QUALITY

	Quantity	Base Number	Contract	AT	Region	England
% of FP17s for the same patient ID Re-attending within 3 months - Children	10	79	12.7%	10.4%	11.8%	12.4%
% of FP17s for the same patient ID Re-attending within 3 months - Adults	19	74	25.7%	15.9%	17.1%	16.7%
% of FP17s for the same patient ID Re-attending between 3 & 9 months - Children	39	79	49.4%	47.1%	45.8%	57.4%
% of FP17s for the same patient ID Re-attending between 3 & 9 months - Adults	29	74	39.2%	37.7%	37.6%	50.5%
% of FP17s for Band 1 Urgent Courses	7	133	5.3%	10.1%	10.6%	9.1%
% of FP17s Relating to Free Repair or Replacements	0	133	0.0%	0.6%	0.6%	0.8%
% of FP17s Relating to Continuations	1	133	0.8%	1.1%	0.9%	1.3%
% of Patients satisfied with the dentistry they have received	0	0	N/A	90.5%	90.2%	93.2%
% of Patients satisfied with the time they had to wait for an appointment	0	0	N/A	85.8%	83.8%	89.0%

* This is based on patients treated on this contract for their most recent course of treatment. Figures in italics indicate the base number of FP17s or Patient Questionnaire responses are less than 100. N/A is shown where the base number of responses is less than 10 during the period. % is calculated as Quantity/Base number*100

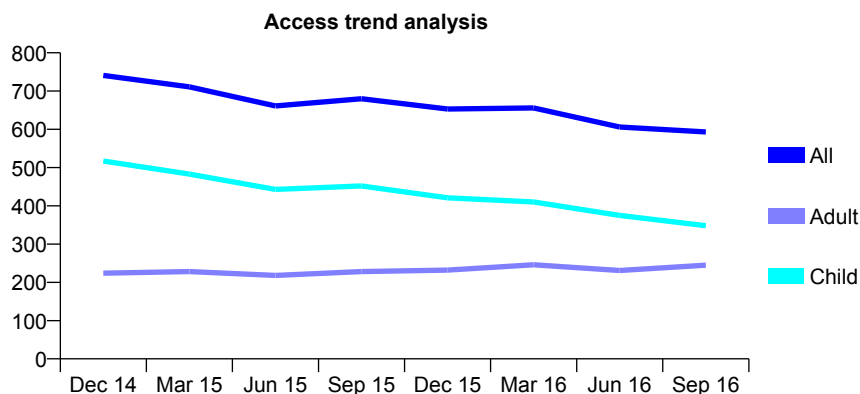
Q63 - Vital Signs At a Glance Contract Report for 185469/0024 - September 2016

Name or company name	King's Community Special Care Dentistry
Contract type name	PDS Contract
Purpose of contract	General
Contract start date	01/10/2006
Contract end date	

16/17 Contracted general activity (UDA)	2,274
Carry forward general activity (UDA)	0
16/17 Contracted orthodontic activity (UOA)	0
Carry forward orthodontic activity (UOA)	0
Baseline contract value	£0.00

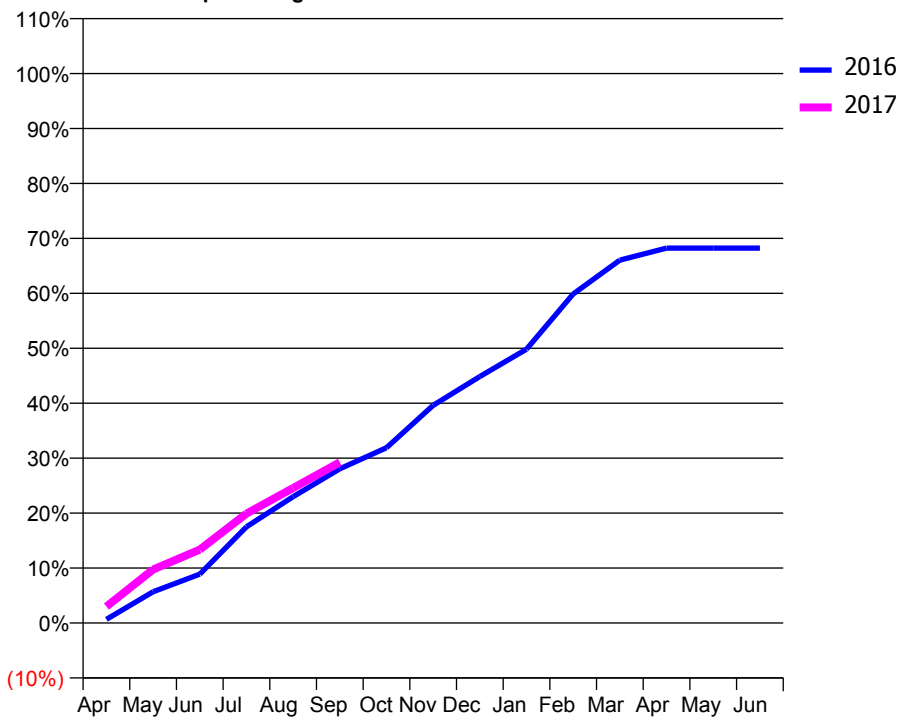
ACCESS*

Patients seen in 24 months	Total	Change since previous quarter
Quarter ending September 2015	680	
Quarter ending December 2015	653	↓
Quarter ending March 2016	656	→
Quarter ending June 2016	606	↓
Quarter ending September 2016	593	↓
Variance since September 2015	(12.8%)	↓



ACTIVITY

Cumulative percentage of contracted UDA delivered 2016 & 2017



Adjusted Scheduled Activity (UDA)

Month	2016	2017
April	15	68
May	129	221
June	202	304
July	398	453
August	523	559
September	638	665
October	725	
November	901	
December	1,020	
January	1,133	
February	1,361	
March	1,502	
April	1,551	
May	1,551	
June	1,551	

QUALITY

	Quantity	Base Number	Contract	AT	Region	England
% of FP17s for the same patient ID Re-attending within 3 months - Children	38	269	14.1%	10.4%	11.8%	12.4%
% of FP17s for the same patient ID Re-attending within 3 months - Adults	36	166	21.7%	15.9%	17.1%	16.7%
% of FP17s for the same patient ID Re-attending between 3 & 9 months - Children	157	269	58.4%	47.1%	45.8%	57.4%
% of FP17s for the same patient ID Re-attending between 3 & 9 months - Adults	81	166	48.8%	37.7%	37.6%	50.5%
% of FP17s for Band 1 Urgent Courses	11	418	2.6%	10.1%	10.6%	9.1%
% of FP17s Relating to Free Repair or Replacements	3	418	0.7%	0.6%	0.6%	0.8%
% of FP17s Relating to Continuations	0	418	0.0%	1.1%	0.9%	1.3%
% of Patients satisfied with the dentistry they have received	0	0	N/A	90.5%	90.2%	93.2%
% of Patients satisfied with the time they had to wait for an appointment	0	0	N/A	85.8%	83.8%	89.0%

* This is based on patients treated on this contract for their most recent course of treatment. Figures in italics indicate the base number of FP17s or Patient Questionnaire responses are less than 100. N/A is shown where the base number of responses is less than 10 during the period. % is calculated as Quantity/Base number*100

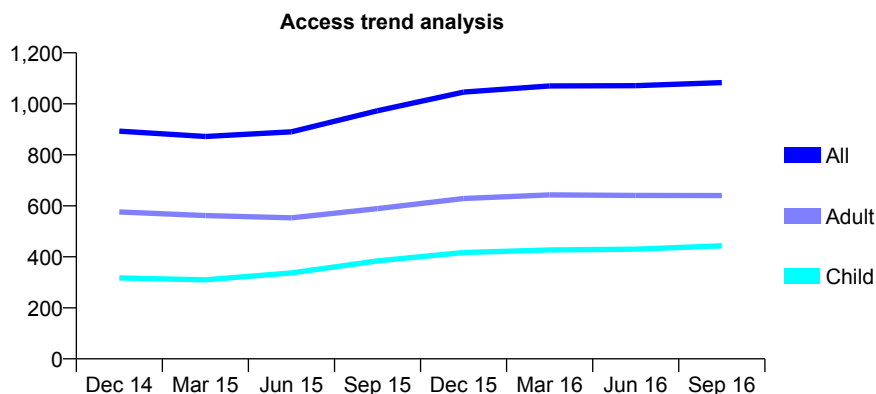
Q63 - Vital Signs At a Glance Contract Report for 185469/0032 - September 2016

Name or company name	King's Community Special Care Dentistry
Contract type name	PDS Contract
Purpose of contract	General
Contract start date	01/08/2008
Contract end date	31/07/2018

16/17 Contracted general activity (UDA)	1,946
Carry forward general activity (UDA)	0
16/17 Contracted orthodontic activity (UOA)	0
Carry forward orthodontic activity (UOA)	0
Baseline contract value	£0.00

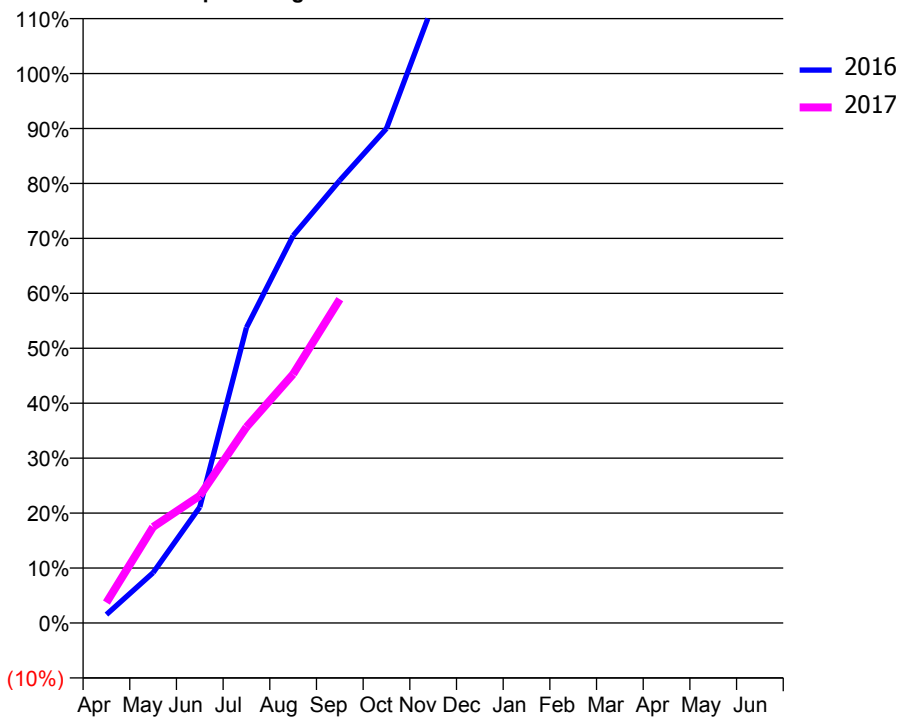
ACCESS*

Patients seen in 24 months	Total	Change since previous quarter
Quarter ending September 2015	973	
Quarter ending December 2015	1,046	↑
Quarter ending March 2016	1,070	↑
Quarter ending June 2016	1,071	→
Quarter ending September 2016	1,083	→
Variance since September 2015	11.3%	↑



ACTIVITY

Cumulative percentage of contracted UDA delivered 2016 & 2017



Adjusted Scheduled Activity (UDA)

Month	2016	2017
April	30	72
May	178	340
June	411	451
July	1,046	694
August	1,372	881
September	1,567	1,147
October	1,751	
November	2,191	
December	2,463	
January	2,635	
February	2,879	
March	3,139	
April	3,355	
May	3,359	
June	3,359	

QUALITY

	Quantity	Base Number	Contract	AT	Region	England
% of FP17s for the same patient ID Re-attending within 3 months - Children	23	196	11.7%	10.4%	11.8%	12.4%
% of FP17s for the same patient ID Re-attending within 3 months - Adults	64	288	22.2%	15.9%	17.1%	16.7%
% of FP17s for the same patient ID Re-attending between 3 & 9 months - Children	48	196	24.5%	47.1%	45.8%	57.4%
% of FP17s for the same patient ID Re-attending between 3 & 9 months - Adults	84	288	29.2%	37.7%	37.6%	50.5%
% of FP17s for Band 1 Urgent Courses	43	412	10.4%	10.1%	10.6%	9.1%
% of FP17s Relating to Free Repair or Replacements	1	412	0.2%	0.6%	0.6%	0.8%
% of FP17s Relating to Continuations	3	412	0.7%	1.1%	0.9%	1.3%
% of Patients satisfied with the dentistry they have received	0	0	N/A	90.5%	90.2%	93.2%
% of Patients satisfied with the time they had to wait for an appointment	0	0	N/A	85.8%	83.8%	89.0%

* This is based on patients treated on this contract for their most recent course of treatment. Figures in italics indicate the base number of FP17s or Patient Questionnaire responses are less than 100. N/A is shown where the base number of responses is less than 10 during the period. % is calculated as Quantity/Base number*100

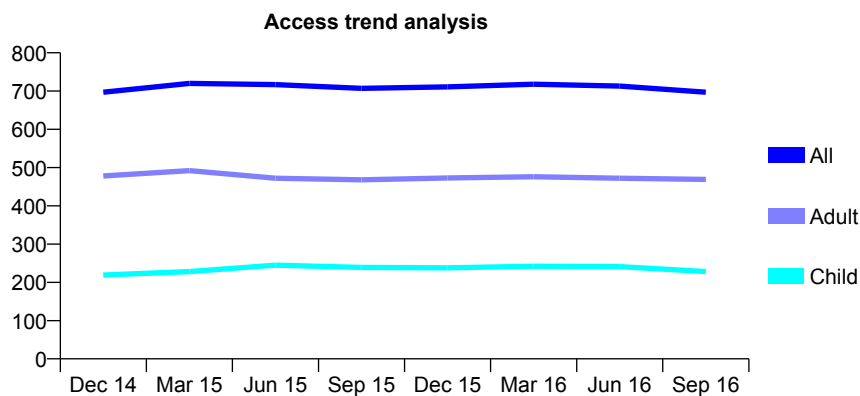
Q63 - Vital Signs At a Glance Contract Report for 185469/0037 - September 2016

Name or company name	King's Community Special Care Dentistry
Contract type name	PDS Contract
Purpose of contract	General
Contract start date	01/08/2008
Contract end date	

16/17 Contracted general activity (UDA)	1,958
Carry forward general activity (UDA)	0
16/17 Contracted orthodontic activity (UOA)	0
Carry forward orthodontic activity (UOA)	0
Baseline contract value	£0.00

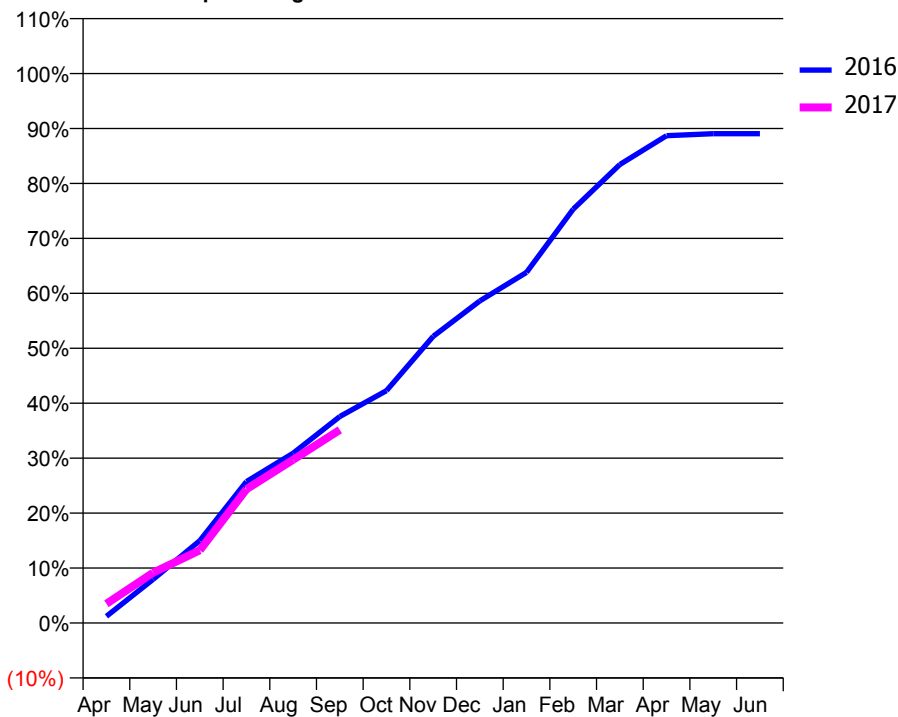
ACCESS*

Patients seen in 24 months	Total	Change since previous quarter
Quarter ending September 2015	707	
Quarter ending December 2015	711	→
Quarter ending March 2016	718	→
Quarter ending June 2016	713	→
Quarter ending September 2016	697	↓
Variance since September 2015	(1.4%)	↓



ACTIVITY

Cumulative percentage of contracted UDA delivered 2016 & 2017



Month	Adjusted Scheduled Activity (UDA)	
	2016	2017
April	24	69
May	156	179
June	293	259
July	504	477
August	605	582
September	736	688
October	828	
November	1,021	
December	1,148	
January	1,250	
February	1,475	
March	1,634	
April	1,737	
May	1,744	
June	1,744	

QUALITY

	Quantity	Base Number	Contract	AT	Region	England
% of FP17s for the same patient ID Re-attending within 3 months - Children	16	141	11.3%	10.4%	11.8%	12.4%
% of FP17s for the same patient ID Re-attending within 3 months - Adults	83	348	23.9%	15.9%	17.1%	16.7%
% of FP17s for the same patient ID Re-attending between 3 & 9 months - Children	77	141	54.6%	47.1%	45.8%	57.4%
% of FP17s for the same patient ID Re-attending between 3 & 9 months - Adults	196	348	56.3%	37.7%	37.6%	50.5%
% of FP17s for Band 1 Urgent Courses	81	408	19.9%	10.1%	10.6%	9.1%
% of FP17s Relating to Free Repair or Replacements	0	408	0.0%	0.6%	0.6%	0.8%
% of FP17s Relating to Continuations	1	408	0.2%	1.1%	0.9%	1.3%
% of Patients satisfied with the dentistry they have received	1	1	N/A	90.5%	90.2%	93.2%
% of Patients satisfied with the time they had to wait for an appointment	1	1	N/A	85.8%	83.8%	89.0%

* This is based on patients treated on this contract for their most recent course of treatment. Figures in italics indicate the base number of FP17s or Patient Questionnaire responses are less than 100. N/A is shown where the base number of responses is less than 10 during the period. % is calculated as Quantity/Base number*100

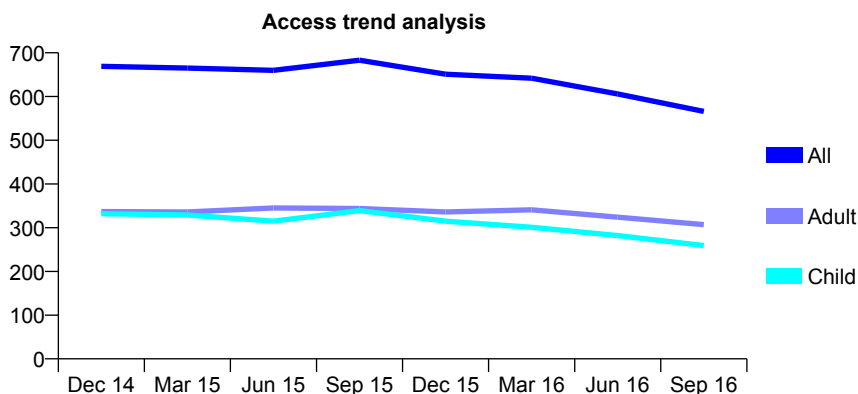
Q63 - Vital Signs At a Glance Contract Report for 185469/0038 - September 2016

Name or company name	King's Community Special Care Dentistry
Contract type name	PDS Contract
Purpose of contract	General
Contract start date	01/08/2008
Contract end date	

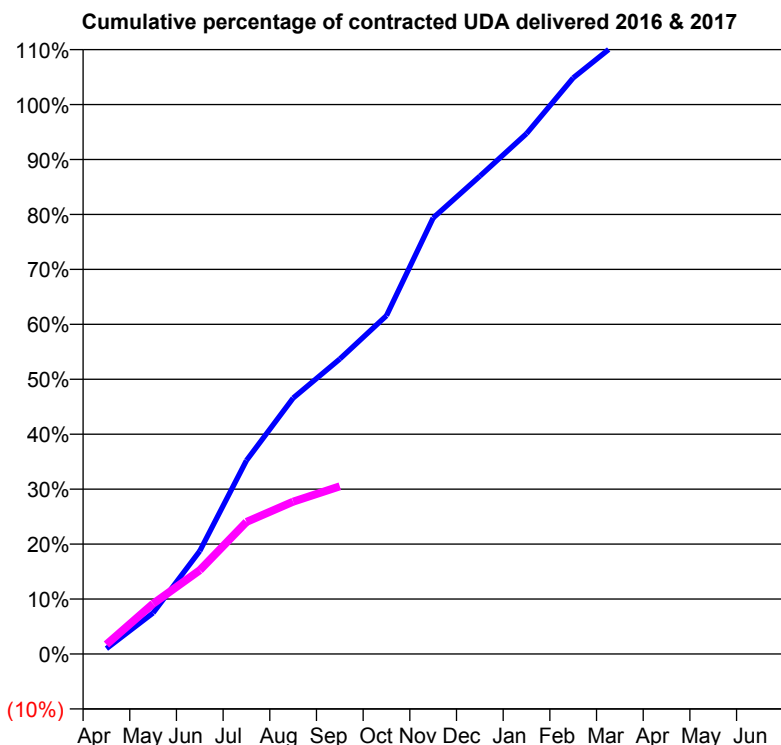
16/17 Contracted general activity (UDA)	1,740
Carry forward general activity (UDA)	0
16/17 Contracted orthodontic activity (UOA)	0
Carry forward orthodontic activity (UOA)	0
Baseline contract value	£0.00

ACCESS*

Patients seen in 24 months	Total	Change since previous quarter
Quarter ending September 2015	683	
Quarter ending December 2015	651	↓
Quarter ending March 2016	642	↓
Quarter ending June 2016	606	↓
Quarter ending September 2016	566	↓
Variance since September 2015	(17.1%)	↓



ACTIVITY



Adjusted Scheduled Activity (UDA)		
Month	2016	2017
April	17	30
May	130	159
June	326	265
July	613	418
August	811	483
September	934	531
October	1,071	
November	1,381	
December	1,513	
January	1,648	
February	1,824	
March	1,942	
April	2,007	
May	2,007	
June	2,010	

QUALITY

	Quantity	Base Number	Contract	AT	Region	England
% of FP17s for the same patient ID Re-attending within 3 months - Children	5	118	4.2%	10.4%	11.8%	12.4%
% of FP17s for the same patient ID Re-attending within 3 months - Adults	29	141	20.6%	15.9%	17.1%	16.7%
% of FP17s for the same patient ID Re-attending between 3 & 9 months - Children	70	118	59.3%	47.1%	45.8%	57.4%
% of FP17s for the same patient ID Re-attending between 3 & 9 months - Adults	57	141	40.4%	37.7%	37.6%	50.5%
% of FP17s for Band 1 Urgent Courses	19	236	8.1%	10.1%	10.6%	9.1%
% of FP17s Relating to Free Repair or Replacements	3	236	1.3%	0.6%	0.6%	0.8%
% of FP17s Relating to Continuations	3	236	1.3%	1.1%	0.9%	1.3%
% of Patients satisfied with the dentistry they have received	0	0	N/A	90.5%	90.2%	93.2%
% of Patients satisfied with the time they had to wait for an appointment	0	0	N/A	85.8%	83.8%	89.0%

* This is based on patients treated on this contract for their most recent course of treatment. Figures in italics indicate the base number of FP17s or Patient Questionnaire responses are less than 100. N/A is shown where the base number of responses is less than 10 during the period. % is calculated as Quantity/Base number*100

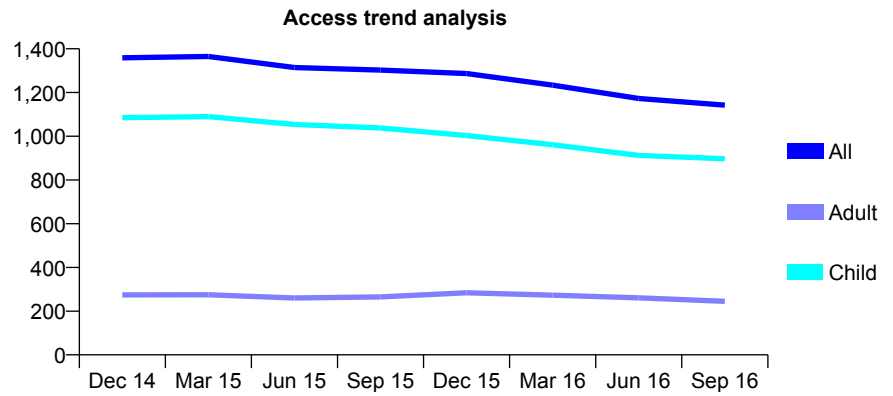
Q63 - Vital Signs At a Glance Contract Report for 185469/0039 - September 2016

Name or company name	King's Community Special Care Dentistry
Contract type name	PDS Contract
Purpose of contract	General
Contract start date	01/08/2008
Contract end date	31/07/2018

16/17 Contracted general activity (UDA)	3,150
Carry forward general activity (UDA)	0
16/17 Contracted orthodontic activity (UOA)	0
Carry forward orthodontic activity (UOA)	0
Baseline contract value	£0.00

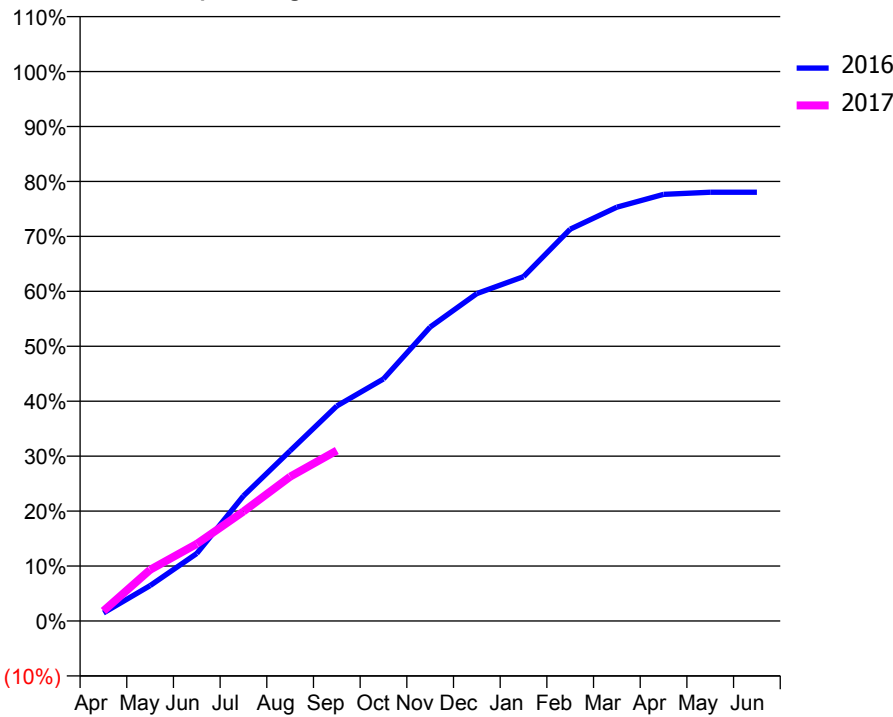
ACCESS*

Patients seen in 24 months	Total	Change since previous quarter
Quarter ending September 2015	1,303	
Quarter ending December 2015	1,287	↓
Quarter ending March 2016	1,234	↓
Quarter ending June 2016	1,173	↓
Quarter ending September 2016	1,142	↓
Variance since September 2015	(12.4%)	↓



ACTIVITY

Cumulative percentage of contracted UDA delivered 2016 & 2017



Month	Adjusted Scheduled Activity (UDA)	
	2016	2017
April	46	58
May	203	294
June	387	442
July	717	628
August	975	828
September	1,232	977
October	1,388	
November	1,685	
December	1,877	
January	1,974	
February	2,246	
March	2,372	
April	2,446	
May	2,458	
June	2,458	

QUALITY

	Quantity	Base Number	Contract	AT	Region	England
% of FP17s for the same patient ID Re-attending within 3 months - Children	37	499	7.4%	10.4%	11.8%	12.4%
% of FP17s for the same patient ID Re-attending within 3 months - Adults	17	130	13.1%	15.9%	17.1%	16.7%
% of FP17s for the same patient ID Re-attending between 3 & 9 months - Children	227	499	45.5%	47.1%	45.8%	57.4%
% of FP17s for the same patient ID Re-attending between 3 & 9 months - Adults	72	130	55.4%	37.7%	37.6%	50.5%
% of FP17s for Band 1 Urgent Courses	20	584	3.4%	10.1%	10.6%	9.1%
% of FP17s Relating to Free Repair or Replacements	0	584	0.0%	0.6%	0.6%	0.8%
% of FP17s Relating to Continuations	1	584	0.2%	1.1%	0.9%	1.3%
% of Patients satisfied with the dentistry they have received	0	0	N/A	90.5%	90.2%	93.2%
% of Patients satisfied with the time they had to wait for an appointment	0	0	N/A	85.8%	83.8%	89.0%

* This is based on patients treated on this contract for their most recent course of treatment. Figures in italics indicate the base number of FP17s or Patient Questionnaire responses are less than 100. N/A is shown where the base number of responses is less than 10 during the period. % is calculated as Quantity/Base number*100

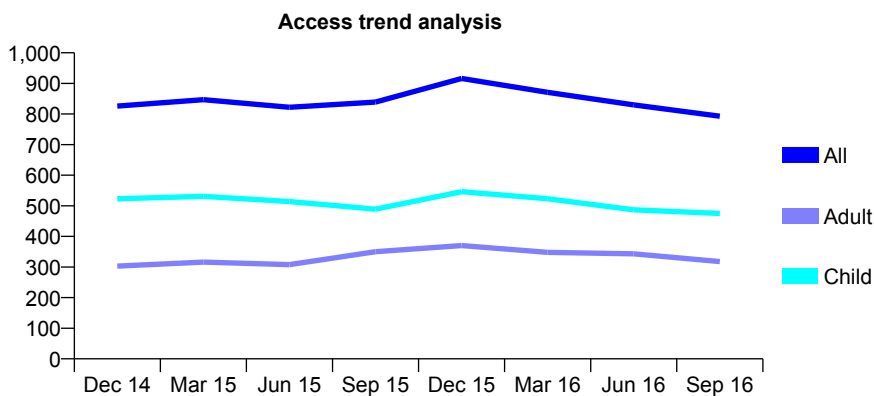
Q63 - Vital Signs At a Glance Contract Report for 185469/0041 - September 2016

Name or company name	King's Community Special Care Dentistry
Contract type name	PDS Contract
Purpose of contract	General
Contract start date	01/04/2009
Contract end date	

16/17 Contracted general activity (UDA)	796
Carry forward general activity (UDA)	0
16/17 Contracted orthodontic activity (UOA)	0
Carry forward orthodontic activity (UOA)	0
Baseline contract value	£0.00

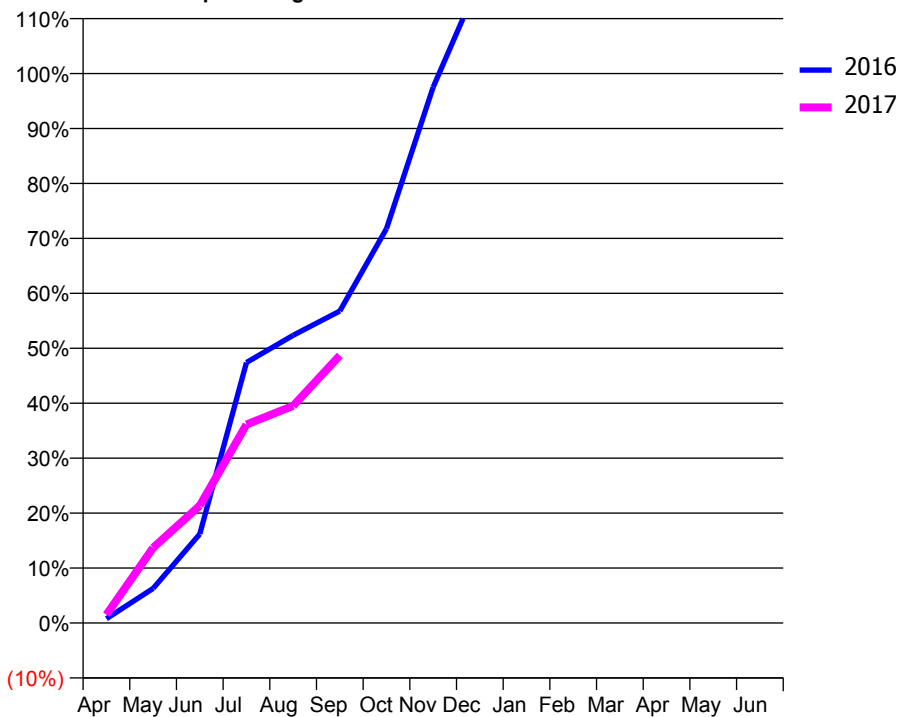
ACCESS*

Patients seen in 24 months	Total	Change since previous quarter
Quarter ending September 2015	839	
Quarter ending December 2015	916	↑
Quarter ending March 2016	871	↓
Quarter ending June 2016	830	↓
Quarter ending September 2016	793	↓
Variance since September 2015	(5.5%)	↓



ACTIVITY

Cumulative percentage of contracted UDA delivered 2016 & 2017



Adjusted Scheduled Activity (UDA)

Month	2016	2017
April	6	12
May	50	109
June	129	170
July	377	288
August	417	315
September	452	388
October	571	
November	776	
December	932	
January	966	
February	1,046	
March	1,106	
April	1,135	
May	1,136	
June	1,136	

QUALITY

	Quantity	Base Number	Contract	AT	Region	England
% of FP17s for the same patient ID Re-attending within 3 months - Children	10	230	4.3%	10.4%	11.8%	12.4%
% of FP17s for the same patient ID Re-attending within 3 months - Adults	2	103	1.9%	15.9%	17.1%	16.7%
% of FP17s for the same patient ID Re-attending between 3 & 9 months - Children	92	230	40.0%	47.1%	45.8%	57.4%
% of FP17s for the same patient ID Re-attending between 3 & 9 months - Adults	31	103	30.1%	37.7%	37.6%	50.5%
% of FP17s for Band 1 Urgent Courses	3	307	1.0%	10.1%	10.6%	9.1%
% of FP17s Relating to Free Repair or Replacements	0	307	0.0%	0.6%	0.6%	0.8%
% of FP17s Relating to Continuations	0	307	0.0%	1.1%	0.9%	1.3%
% of Patients satisfied with the dentistry they have received	1	1	N/A	90.5%	90.2%	93.2%
% of Patients satisfied with the time they had to wait for an appointment	1	1	N/A	85.8%	83.8%	89.0%

* This is based on patients treated on this contract for their most recent course of treatment. Figures in italics indicate the base number of FP17s or Patient Questionnaire responses are less than 100. N/A is shown where the base number of responses is less than 10 during the period. % is calculated as Quantity/Base number*100

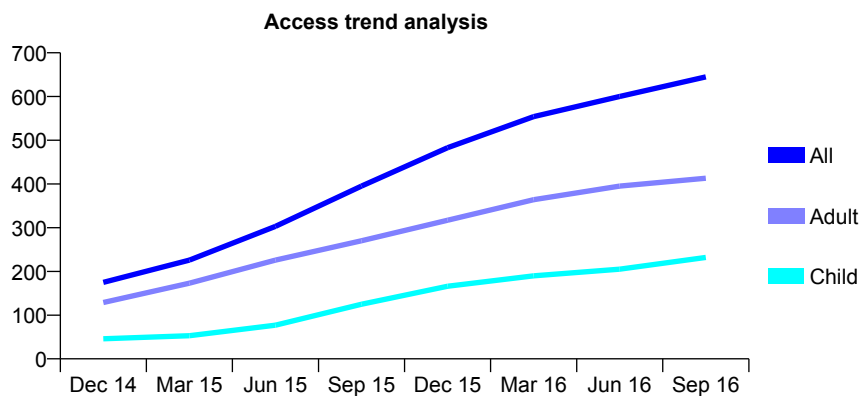
Q63 - Vital Signs At a Glance Contract Report for 185469/0045 - September 2016

Name or company name	King's Community Special Care Dentistry
Contract type name	PDS Contract
Purpose of contract	General
Contract start date	01/06/2010
Contract end date	

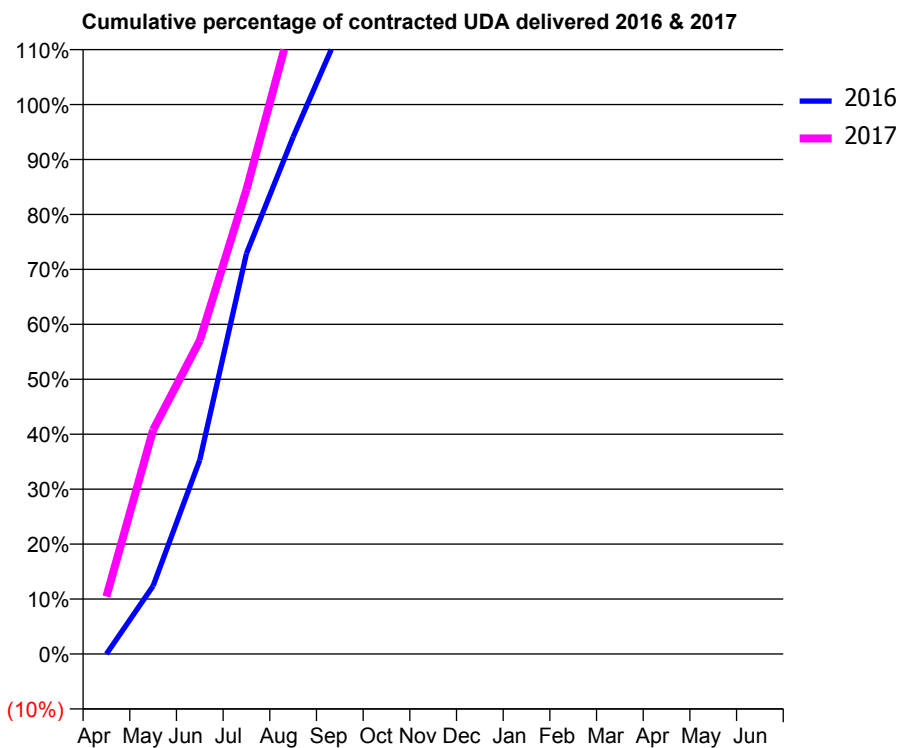
16/17 Contracted general activity (UDA)	546
Carry forward general activity (UDA)	0
16/17 Contracted orthodontic activity (UOA)	0
Carry forward orthodontic activity (UOA)	0
Baseline contract value	£0.00

ACCESS*

Patients seen in 24 months	Total	Change since previous quarter
Quarter ending September 2015	395	
Quarter ending December 2015	483	↑
Quarter ending March 2016	554	↑
Quarter ending June 2016	600	↑
Quarter ending September 2016	645	↑
Variance since September 2015	63.3%	↑



ACTIVITY



Month	Adjusted Scheduled Activity (UDA)	
	2016	2017
April	0	57
May	68	223
June	193	311
July	398	461
August	514	634
September	620	686
October	736	
November	996	
December	1,117	
January	1,191	
February	1,439	
March	1,574	
April	1,622	
May	1,623	
June	1,630	

QUALITY

	Quantity	Base Number	Contract	AT	Region	England
% of FP17s for the same patient ID Re-attending within 3 months - Children	13	128	10.2%	10.4%	11.8%	12.4%
% of FP17s for the same patient ID Re-attending within 3 months - Adults	27	207	13.0%	15.9%	17.1%	16.7%
% of FP17s for the same patient ID Re-attending between 3 & 9 months - Children	42	128	32.8%	47.1%	45.8%	57.4%
% of FP17s for the same patient ID Re-attending between 3 & 9 months - Adults	87	207	42.0%	37.7%	37.6%	50.5%
% of FP17s for Band 1 Urgent Courses	42	313	13.4%	10.1%	10.6%	9.1%
% of FP17s Relating to Free Repair or Replacements	2	313	0.6%	0.6%	0.6%	0.8%
% of FP17s Relating to Continuations	0	313	0.0%	1.1%	0.9%	1.3%
% of Patients satisfied with the dentistry they have received	0	0	N/A	90.5%	90.2%	93.2%
% of Patients satisfied with the time they had to wait for an appointment	0	0	N/A	85.8%	83.8%	89.0%

* This is based on patients treated on this contract for their most recent course of treatment. Figures in italics indicate the base number of FP17s or Patient Questionnaire responses are less than 100. N/A is shown where the base number of responses is less than 10 during the period. % is calculated as Quantity/Base number*100

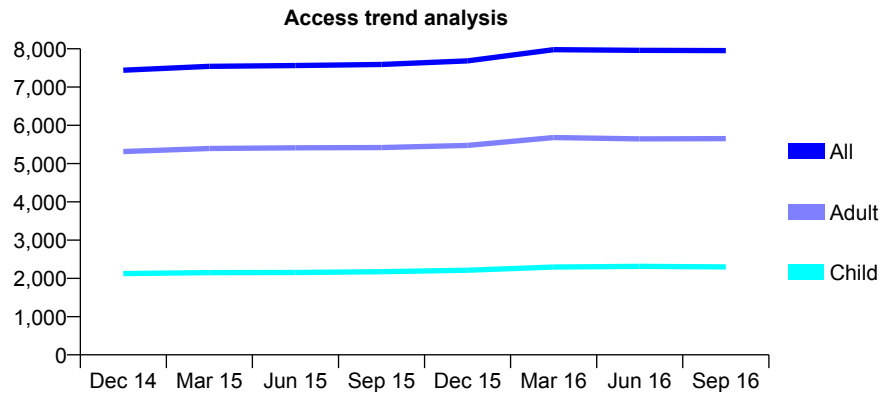
Q63 - Vital Signs At a Glance Contract Report for 185663/0001 - September 2016

Name or company name	Perry Vale Dental Limited
Contract type name	GDS Contract
Purpose of contract	General
Contract start date	01/12/2008
Contract end date	

16/17 Contracted general activity (UDA)	17,740
Carry forward general activity (UDA)	-202
16/17 Contracted orthodontic activity (UOA)	0
Carry forward orthodontic activity (UOA)	0
Baseline contract value	£589,129.10

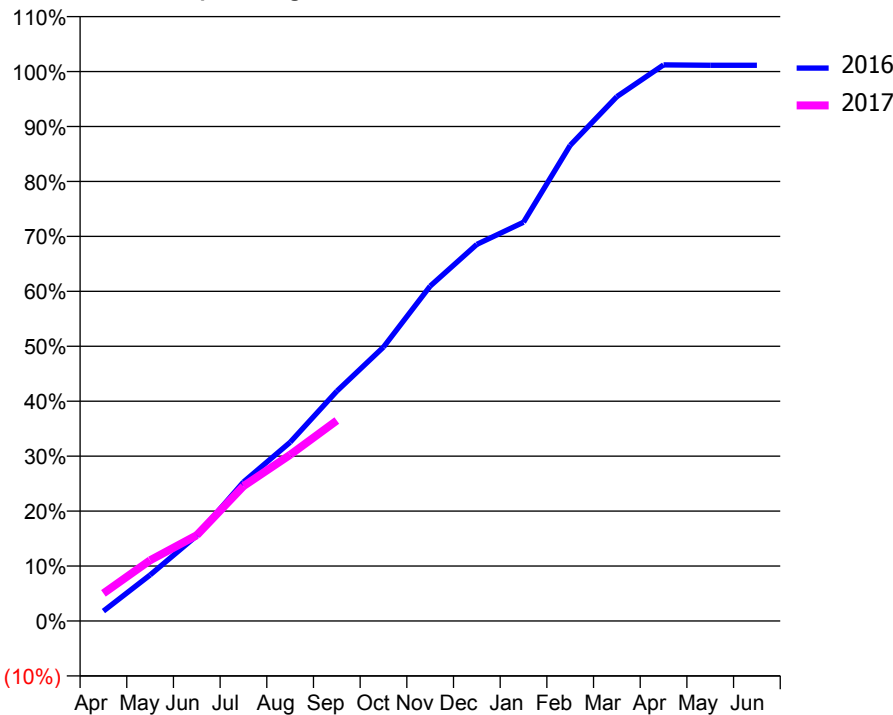
ACCESS*

Patients seen in 24 months	Total	Change since previous quarter
Quarter ending September 2015	7,592	
Quarter ending December 2015	7,685	→
Quarter ending March 2016	7,976	↑
Quarter ending June 2016	7,960	→
Quarter ending September 2016	7,952	→
Variance since September 2015	4.7%	↑



ACTIVITY

Cumulative percentage of contracted UDA delivered 2016 & 2017



Month	Adjusted Scheduled Activity (UDA)	
	2016	2017
April	320	892
May	1,488	1,960
June	2,757	2,770
July	4,489	4,357
August	5,770	5,365
September	7,421	6,471
October	8,844	
November	10,812	
December	12,160	
January	12,875	
February	15,358	
March	16,928	
April	17,952	
May	17,941	
June	17,942	

QUALITY

	Quantity	Base Number	Contract	AT	Region	England
% of FP17s for the same patient ID Re-attending within 3 months - Children	73	1,154	6.3%	10.4%	11.8%	12.4%
% of FP17s for the same patient ID Re-attending within 3 months - Adults	505	3,071	16.4%	15.9%	17.1%	16.7%
% of FP17s for the same patient ID Re-attending between 3 & 9 months - Children	480	1,154	41.6%	47.1%	45.8%	57.4%
% of FP17s for the same patient ID Re-attending between 3 & 9 months - Adults	937	3,071	30.5%	37.7%	37.6%	50.5%
% of FP17s for Band 1 Urgent Courses	539	3,290	16.4%	10.1%	10.6%	9.1%
% of FP17s Relating to Free Repair or Replacements	43	3,290	1.3%	0.6%	0.6%	0.8%
% of FP17s Relating to Continuations	24	3,290	0.7%	1.1%	0.9%	1.3%
% of Patients satisfied with the dentistry they have received	2	2	N/A	90.5%	90.2%	93.2%
% of Patients satisfied with the time they had to wait for an appointment	2	2	N/A	85.8%	83.8%	89.0%

* This is based on patients treated on this contract for their most recent course of treatment. Figures in italics indicate the base number of FP17s or Patient Questionnaire responses are less than 100. N/A is shown where the base number of responses is less than 10 during the period. % is calculated as Quantity/Base number*100

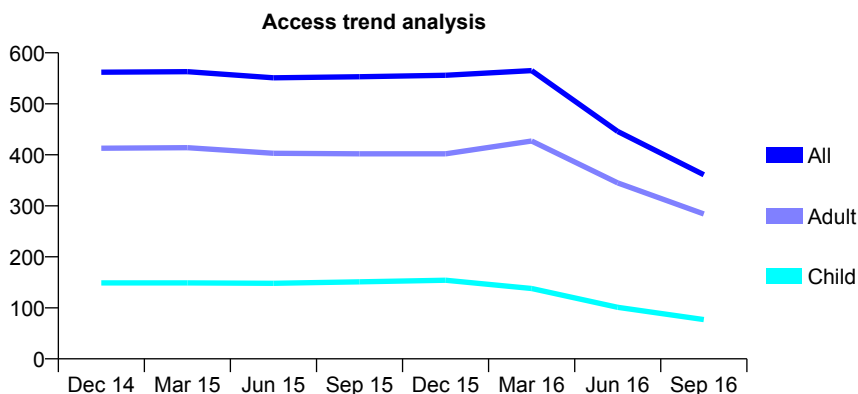
Q63 - Vital Signs At a Glance Contract Report for 185663/0002 - September 2016

Name or company name	Perry Vale Dental Limited
Contract type name	PDS Contract
Purpose of contract	General
Contract start date	01/04/2010
Contract end date	31/03/2017

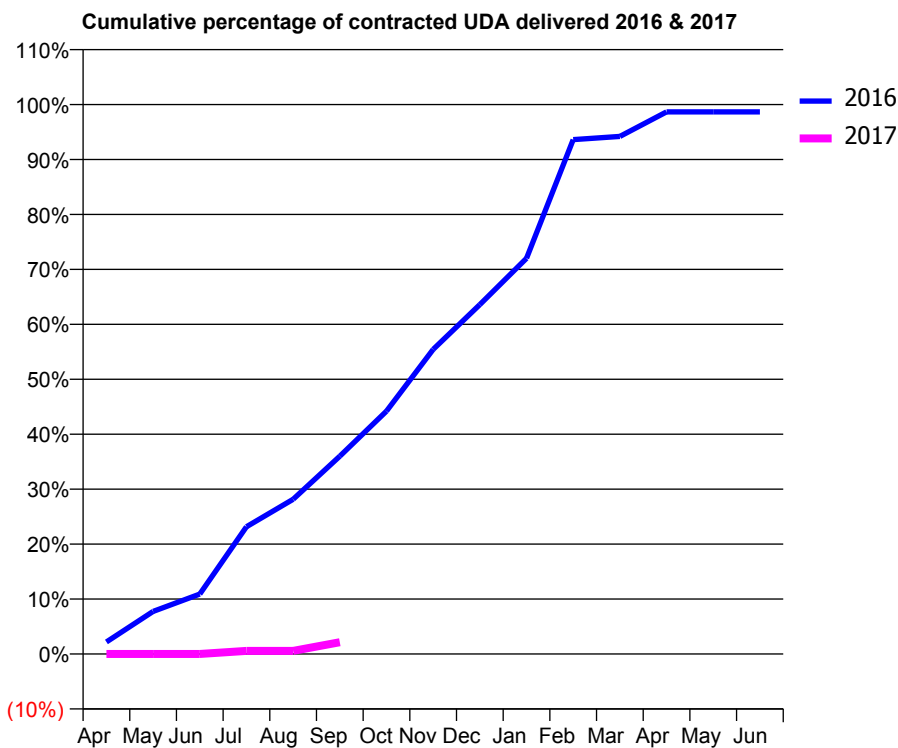
16/17 Contracted general activity (UDA)	2,100
Carry forward general activity (UDA)	0
16/17 Contracted orthodontic activity (UOA)	0
Carry forward orthodontic activity (UOA)	0
Baseline contract value	£171,442.96

ACCESS*

Patients seen in 24 months	Total	Change since previous quarter
Quarter ending September 2015	553	
Quarter ending December 2015	556	→
Quarter ending March 2016	565	→
Quarter ending June 2016	446	↓
Quarter ending September 2016	361	↓
Variance since September 2015	(34.7%)	↓



ACTIVITY



Month	Adjusted Scheduled Activity (UDA)	
	2016	2017
April	46	0
May	163	0
June	229	0
July	486	12
August	591	12
September	756	45
October	928	
November	1,164	
December	1,335	
January	1,512	
February	1,966	
March	1,978	
April	2,072	
May	2,072	
June	2,072	

QUALITY

	Quantity	Base Number	Contract	AT	Region	England
% of FP17s for the same patient ID Re-attending within 3 months - Children	0	10	0.0%	10.4%	11.8%	12.4%
% of FP17s for the same patient ID Re-attending within 3 months - Adults	1	41	2.4%	15.9%	17.1%	16.7%
% of FP17s for the same patient ID Re-attending between 3 & 9 months - Children	0	10	0.0%	47.1%	45.8%	57.4%
% of FP17s for the same patient ID Re-attending between 3 & 9 months - Adults	1	41	2.4%	37.7%	37.6%	50.5%
% of FP17s for Band 1 Urgent Courses	0	12	0.0%	10.1%	10.6%	9.1%
% of FP17s Relating to Free Repair or Replacements	0	12	0.0%	0.6%	0.6%	0.8%
% of FP17s Relating to Continuations	0	12	0.0%	1.1%	0.9%	1.3%
% of Patients satisfied with the dentistry they have received	0	0	N/A	90.5%	90.2%	93.2%
% of Patients satisfied with the time they had to wait for an appointment	0	0	N/A	85.8%	83.8%	89.0%

* This is based on patients treated on this contract for their most recent course of treatment. Figures in italics indicate the base number of FP17s or Patient Questionnaire responses are less than 100. N/A is shown where the base number of responses is less than 10 during the period. % is calculated as Quantity/Base number*100

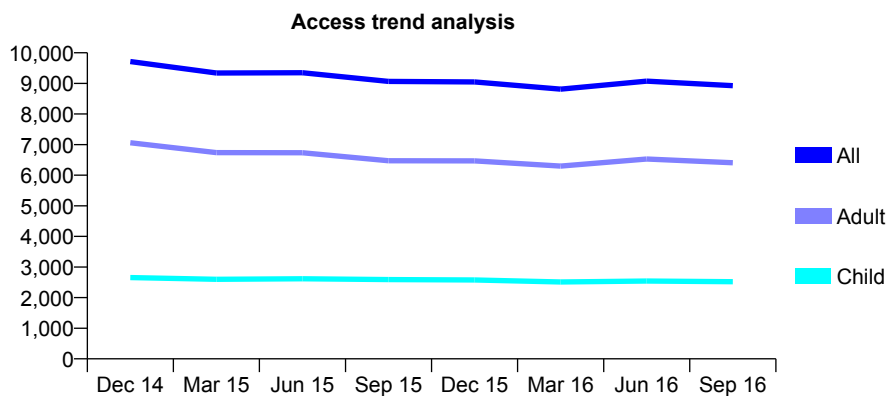
Q63 - Vital Signs At a Glance Contract Report for 186198/0001 - September 2016

Name or company name	Kingston Dental Clinic
Contract type name	GDS Contract
Purpose of contract	General
Contract start date	03/12/2012
Contract end date	

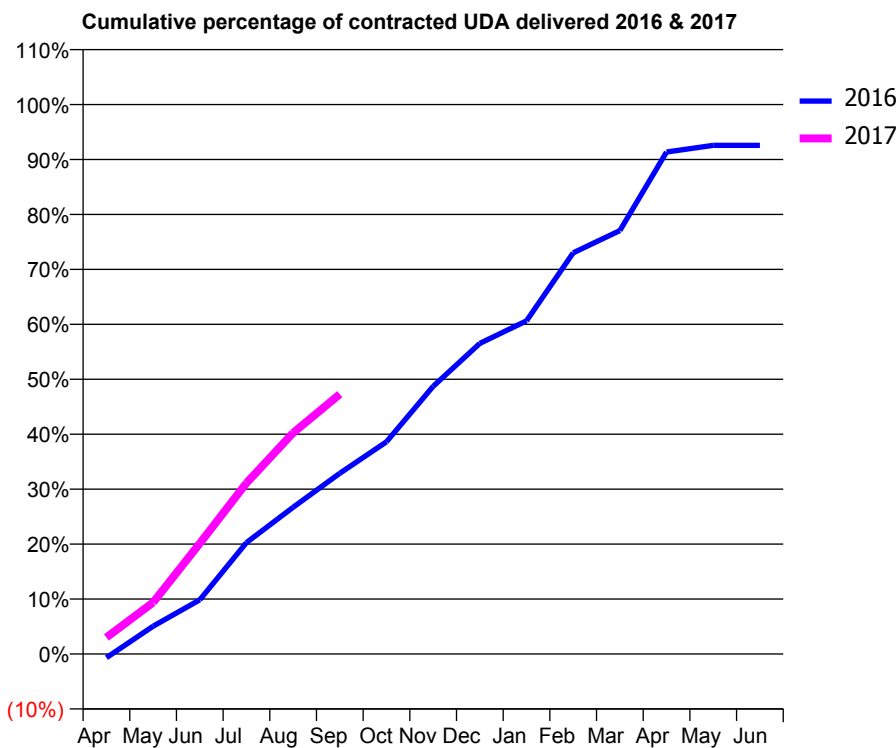
16/17 Contracted general activity (UDA)	29,500
Carry forward general activity (UDA)	0
16/17 Contracted orthodontic activity (UOA)	0
Carry forward orthodontic activity (UOA)	0
Baseline contract value	£821,852.74

ACCESS*

Patients seen in 24 months	Total	Change since previous quarter
Quarter ending September 2015	9,064	
Quarter ending December 2015	9,046	→
Quarter ending March 2016	8,811	↓
Quarter ending June 2016	9,072	↑
Quarter ending September 2016	8,927	↓
Variance since September 2015	(1.5%)	↓



ACTIVITY



Month	Adjusted Scheduled Activity (UDA)	
	2016	2017
April	-205	888
May	1,489	2,770
June	2,911	5,940
July	5,981	9,185
August	7,876	11,876
September	9,704	13,949
October	11,390	
November	14,369	
December	16,676	
January	17,887	
February	21,536	
March	22,731	
April	26,952	
May	27,304	
June	27,307	

QUALITY

	Quantity	Base Number	Contract	AT	Region	England
% of FP17s for the same patient ID Re-attending within 3 months - Children	194	1,934	10.0%	10.4%	11.8%	12.4%
% of FP17s for the same patient ID Re-attending within 3 months - Adults	642	4,150	15.5%	15.9%	17.1%	16.7%
% of FP17s for the same patient ID Re-attending between 3 & 9 months - Children	909	1,934	47.0%	47.1%	45.8%	57.4%
% of FP17s for the same patient ID Re-attending between 3 & 9 months - Adults	1,509	4,150	36.4%	37.7%	37.6%	50.5%
% of FP17s for Band 1 Urgent Courses	459	4,707	9.8%	10.1%	10.6%	9.1%
% of FP17s Relating to Free Repair or Replacements	19	4,707	0.4%	0.6%	0.6%	0.8%
% of FP17s Relating to Continuations	104	4,707	2.2%	1.1%	0.9%	1.3%
% of Patients satisfied with the dentistry they have received	2	3	N/A	90.5%	90.2%	93.2%
% of Patients satisfied with the time they had to wait for an appointment	2	3	N/A	85.8%	83.8%	89.0%

* This is based on patients treated on this contract for their most recent course of treatment. Figures in italics indicate the base number of FP17s or Patient Questionnaire responses are less than 100. N/A is shown where the base number of responses is less than 10 during the period. % is calculated as Quantity/Base number*100

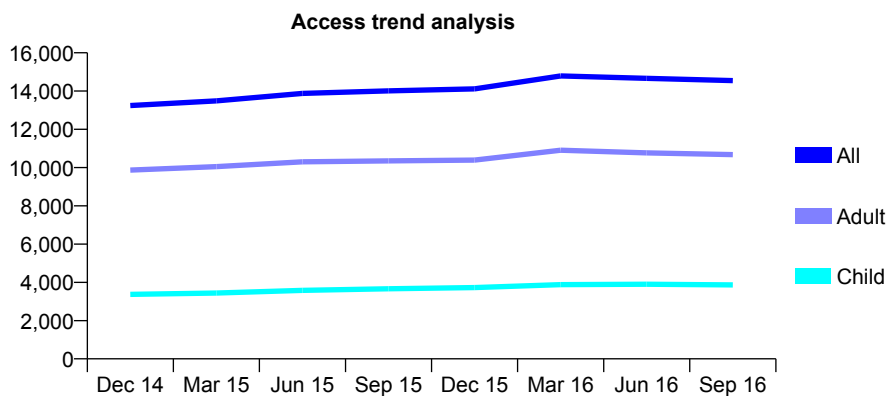
Q63 - Vital Signs At a Glance Contract Report for 186228/0001 - September 2016

Name or company name	Bexleyheath Dental Practice Ltd
Contract type name	GDS Contract
Purpose of contract	General
Contract start date	01/04/2010
Contract end date	

16/17 Contracted general activity (UDA)	32,882
Carry forward general activity (UDA)	0
16/17 Contracted orthodontic activity (UOA)	0
Carry forward orthodontic activity (UOA)	0
Baseline contract value	£972,013.74

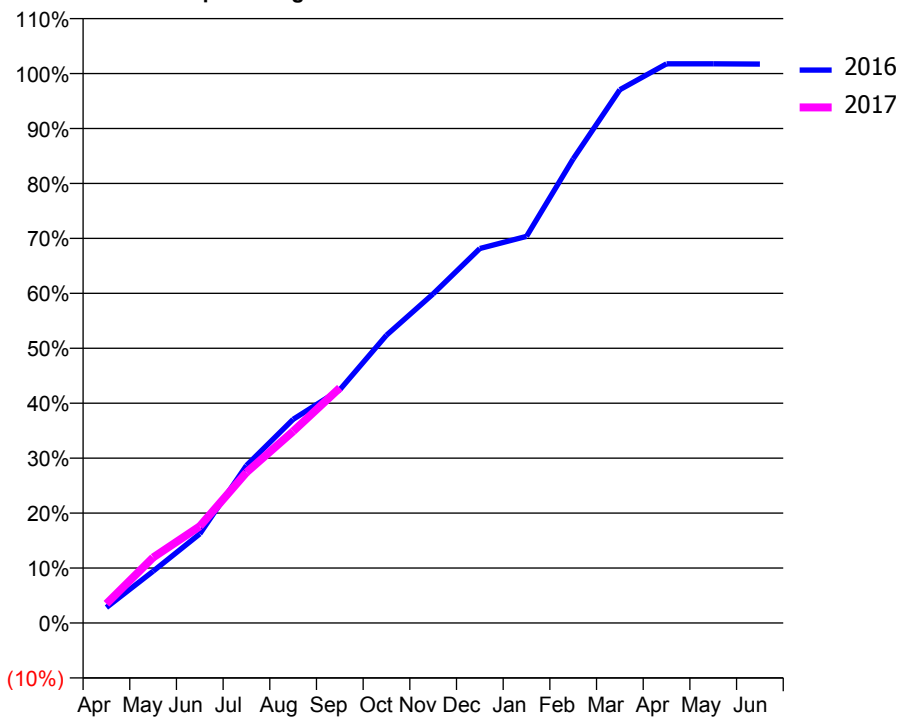
ACCESS*

Patients seen in 24 months	Total	Change since previous quarter
Quarter ending September 2015	14,012	
Quarter ending December 2015	14,114	→
Quarter ending March 2016	14,788	↑
Quarter ending June 2016	14,665	→
Quarter ending September 2016	14,544	→
Variance since September 2015	3.8%	↑



ACTIVITY

Cumulative percentage of contracted UDA delivered 2016 & 2017



Month	Adjusted Scheduled Activity (UDA)	
	2016	2017
April	927	1,153
May	3,102	3,923
June	5,332	5,786
July	9,425	9,015
August	12,186	11,473
September	13,957	14,069
October	17,228	
November	19,700	
December	22,410	
January	23,133	
February	27,771	
March	31,915	
April	33,458	
May	33,458	
June	33,447	

QUALITY

	Quantity	Base Number	Contract	AT	Region	England
% of FP17s for the same patient ID Re-attending within 3 months - Children	140	2,135	6.6%	10.4%	11.8%	12.4%
% of FP17s for the same patient ID Re-attending within 3 months - Adults	565	4,926	11.5%	15.9%	17.1%	16.7%
% of FP17s for the same patient ID Re-attending between 3 & 9 months - Children	721	2,135	33.8%	47.1%	45.8%	57.4%
% of FP17s for the same patient ID Re-attending between 3 & 9 months - Adults	1,340	4,926	27.2%	37.7%	37.6%	50.5%
% of FP17s for Band 1 Urgent Courses	541	6,452	8.4%	10.1%	10.6%	9.1%
% of FP17s Relating to Free Repair or Replacements	8	6,452	0.1%	0.6%	0.6%	0.8%
% of FP17s Relating to Continuations	91	6,452	1.4%	1.1%	0.9%	1.3%
% of Patients satisfied with the dentistry they have received	10	10	100.0%	90.5%	90.2%	93.2%
% of Patients satisfied with the time they had to wait for an appointment	9	10	90.0%	85.8%	83.8%	89.0%

* This is based on patients treated on this contract for their most recent course of treatment. Figures in italics indicate the base number of FP17s or Patient Questionnaire responses are less than 100. N/A is shown where the base number of responses is less than 10 during the period. % is calculated as Quantity/Base number*100

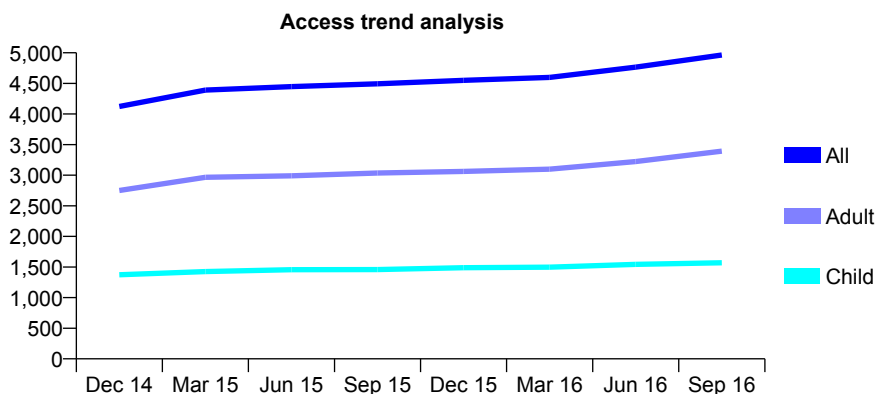
Q63 - Vital Signs At a Glance Contract Report for 186910/0001 - September 2016

Name or company name	Dentistree Battersea
Contract type name	GDS Contract
Purpose of contract	General
Contract start date	28/03/2013
Contract end date	

16/17 Contracted general activity (UDA)	11,500
Carry forward general activity (UDA)	6
16/17 Contracted orthodontic activity (UOA)	0
Carry forward orthodontic activity (UOA)	0
Baseline contract value	£320,449.70

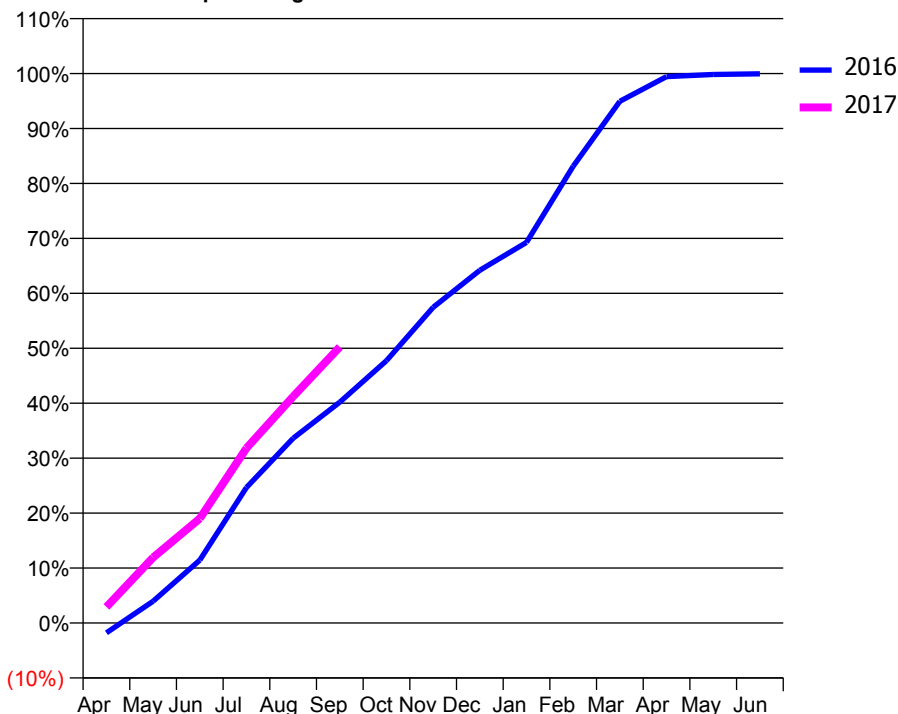
ACCESS*

Patients seen in 24 months	Total	Change since previous quarter
Quarter ending September 2015	4,494	
Quarter ending December 2015	4,551	→
Quarter ending March 2016	4,597	→
Quarter ending June 2016	4,766	↑
Quarter ending September 2016	4,963	↑
Variance since September 2015	10.4%	↑



ACTIVITY

Cumulative percentage of contracted UDA delivered 2016 & 2017



Month	Adjusted Scheduled Activity (UDA)	
	2016	2017
April	-208	336
May	457	1,372
June	1,316	2,186
July	2,836	3,661
August	3,867	4,740
September	4,624	5,778
October	5,491	
November	6,606	
December	7,382	
January	7,965	
February	9,558	
March	10,919	
April	11,435	
May	11,480	
June	11,494	

QUALITY

	Quantity	Base Number	Contract	AT	Region	England
% of FP17s for the same patient ID Re-attending within 3 months - Children	65	1,216	5.3%	10.4%	11.8%	12.4%
% of FP17s for the same patient ID Re-attending within 3 months - Adults	285	2,191	13.0%	15.9%	17.1%	16.7%
% of FP17s for the same patient ID Re-attending between 3 & 9 months - Children	750	1,216	61.7%	47.1%	45.8%	57.4%
% of FP17s for the same patient ID Re-attending between 3 & 9 months - Adults	808	2,191	36.9%	37.7%	37.6%	50.5%
% of FP17s for Band 1 Urgent Courses	279	3,089	9.0%	10.1%	10.6%	9.1%
% of FP17s Relating to Free Repair or Replacements	17	3,089	0.6%	0.6%	0.6%	0.8%
% of FP17s Relating to Continuations	11	3,089	0.4%	1.1%	0.9%	1.3%
% of Patients satisfied with the dentistry they have received	4	5	N/A	90.5%	90.2%	93.2%
% of Patients satisfied with the time they had to wait for an appointment	5	5	N/A	85.8%	83.8%	89.0%

* This is based on patients treated on this contract for their most recent course of treatment. Figures in italics indicate the base number of FP17s or Patient Questionnaire responses are less than 100. N/A is shown where the base number of responses is less than 10 during the period. % is calculated as Quantity/Base number*100

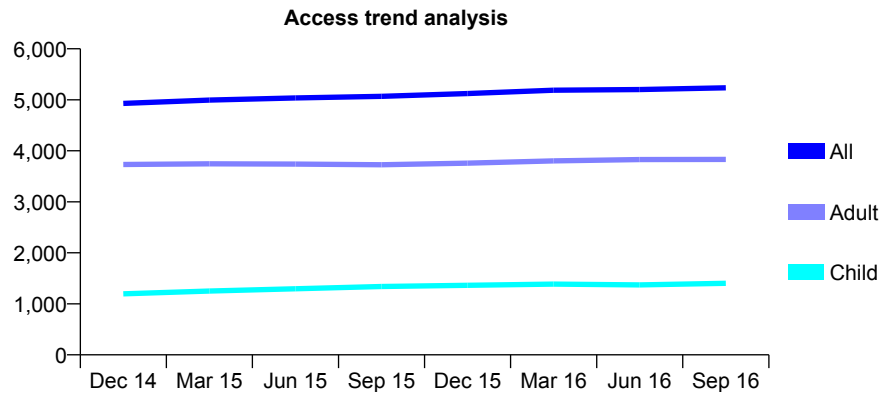
Q63 - Vital Signs At a Glance Contract Report for 186937/0001 - September 2016

Name or company name	Dr A.K. Patel & Dr S.N. Patel
Contract type name	GDS Contract
Purpose of contract	General
Contract start date	01/03/2008
Contract end date	

16/17 Contracted general activity (UDA)	15,553
Carry forward general activity (UDA)	0
16/17 Contracted orthodontic activity (UOA)	0
Carry forward orthodontic activity (UOA)	0
Baseline contract value	£435,755.39

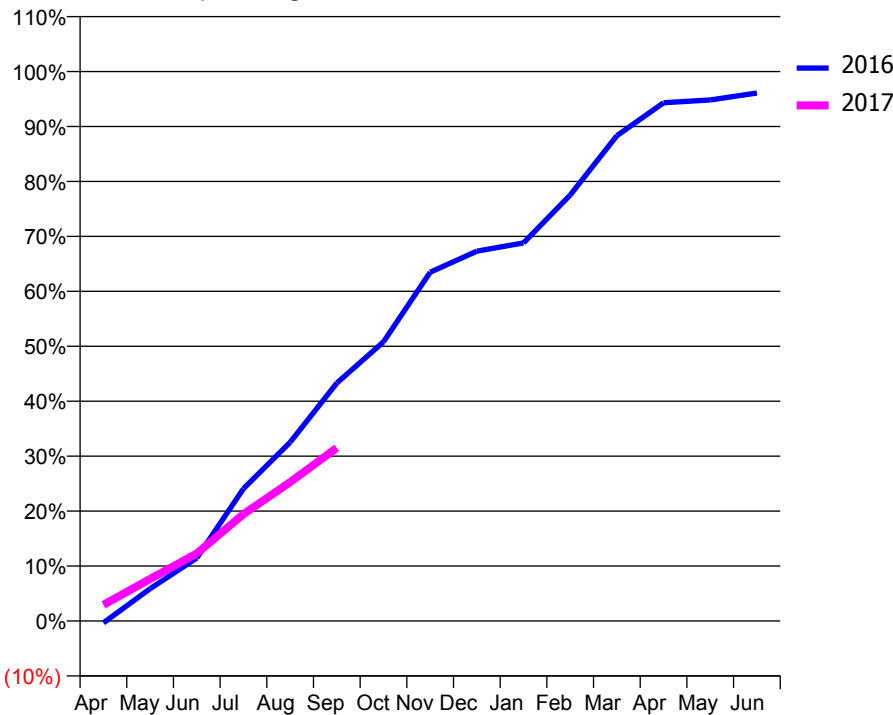
ACCESS*

Patients seen in 24 months	Total	Change since previous quarter
Quarter ending September 2015	5,067	
Quarter ending December 2015	5,122	→
Quarter ending March 2016	5,188	→
Quarter ending June 2016	5,201	→
Quarter ending September 2016	5,234	→
Variance since September 2015	3.3%	↑



ACTIVITY

Cumulative percentage of contracted UDA delivered 2016 & 2017



Month	Adjusted Scheduled Activity (UDA)	
	2016	2017
April	-56	459
May	916	1,191
June	1,783	1,913
July	3,745	3,023
August	5,058	3,932
September	6,733	4,903
October	7,902	
November	9,872	
December	10,469	
January	10,701	
February	12,058	
March	13,737	
April	14,669	
May	14,746	
June	14,945	

QUALITY

	Quantity	Base Number	Contract	AT	Region	England
% of FP17s for the same patient ID Re-attending within 3 months - Children	81	672	12.1%	10.4%	11.8%	12.4%
% of FP17s for the same patient ID Re-attending within 3 months - Adults	248	1,709	14.5%	15.9%	17.1%	16.7%
% of FP17s for the same patient ID Re-attending between 3 & 9 months - Children	231	672	34.4%	47.1%	45.8%	57.4%
% of FP17s for the same patient ID Re-attending between 3 & 9 months - Adults	449	1,709	26.3%	37.7%	37.6%	50.5%
% of FP17s for Band 1 Urgent Courses	238	2,010	11.8%	10.1%	10.6%	9.1%
% of FP17s Relating to Free Repair or Replacements	24	2,010	1.2%	0.6%	0.6%	0.8%
% of FP17s Relating to Continuations	42	2,010	2.1%	1.1%	0.9%	1.3%
% of Patients satisfied with the dentistry they have received	3	3	N/A	90.5%	90.2%	93.2%
% of Patients satisfied with the time they had to wait for an appointment	3	3	N/A	85.8%	83.8%	89.0%

* This is based on patients treated on this contract for their most recent course of treatment. Figures in italics indicate the base number of FP17s or Patient Questionnaire responses are less than 100. N/A is shown where the base number of responses is less than 10 during the period. % is calculated as Quantity/Base number*100

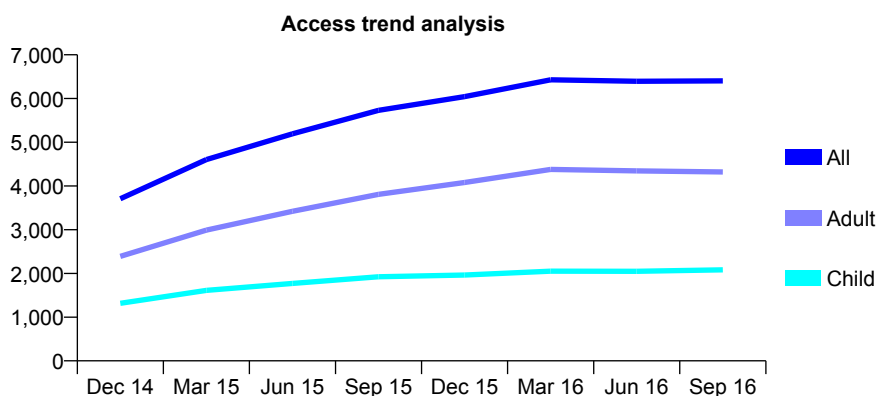
Q63 - Vital Signs At a Glance Contract Report for 187054/0001 - September 2016

Name or company name	Dr Jiten Patel and Dr Svinita Rina Bhavna f
Contract type name	GDS Contract
Purpose of contract	General
Contract start date	06/02/2014
Contract end date	

16/17 Contracted general activity (UDA)	14,029
Carry forward general activity (UDA)	-277
16/17 Contracted orthodontic activity (UOA)	0
Carry forward orthodontic activity (UOA)	0
Baseline contract value	£333,117.72

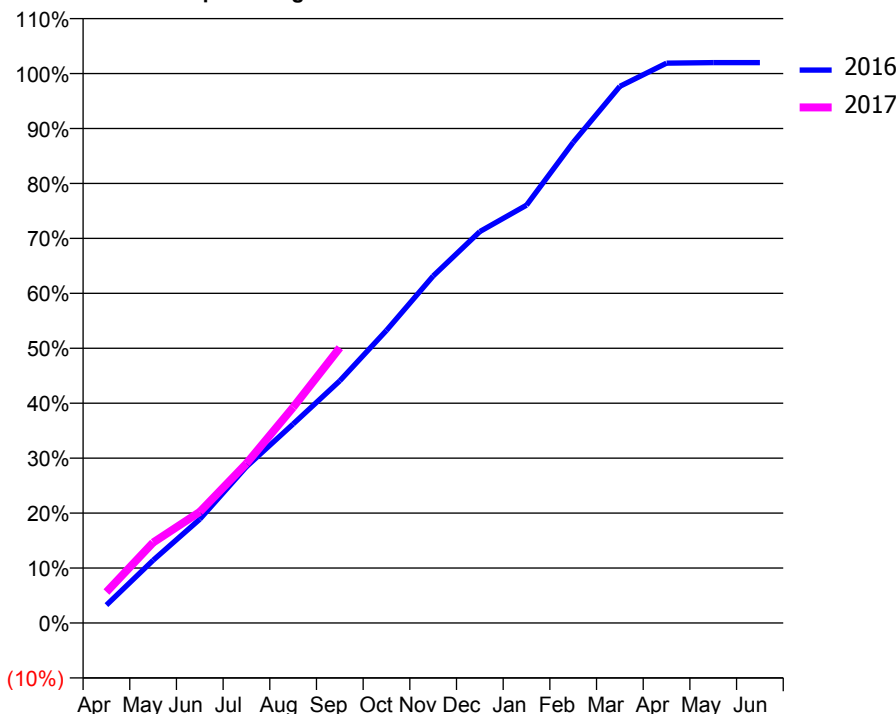
ACCESS*

Patients seen in 24 months	Total	Change since previous quarter
Quarter ending September 2015	5,729	
Quarter ending December 2015	6,043	↑
Quarter ending March 2016	6,429	↑
Quarter ending June 2016	6,394	→
Quarter ending September 2016	6,403	→
Variance since September 2015	11.8%	↑



ACTIVITY

Cumulative percentage of contracted UDA delivered 2016 & 2017



Month	Adjusted Scheduled Activity (UDA)	
	2016	2017
April	457	790
May	1,602	2,053
June	2,649	2,838
July	3,993	4,073
August	5,082	5,508
September	6,185	7,028
October	7,472	
November	8,860	
December	9,992	
January	10,669	
February	12,271	
March	13,700	
April	14,293	
May	14,306	
June	14,306	

QUALITY

	Quantity	Base Number	Contract	AT	Region	England
% of FP17s for the same patient ID Re-attending within 3 months - Children	68	1,334	5.1%	10.4%	11.8%	12.4%
% of FP17s for the same patient ID Re-attending within 3 months - Adults	372	2,628	14.2%	15.9%	17.1%	16.7%
% of FP17s for the same patient ID Re-attending between 3 & 9 months - Children	603	1,334	45.2%	47.1%	45.8%	57.4%
% of FP17s for the same patient ID Re-attending between 3 & 9 months - Adults	1,050	2,628	40.0%	37.7%	37.6%	50.5%
% of FP17s for Band 1 Urgent Courses	355	3,677	9.7%	10.1%	10.6%	9.1%
% of FP17s Relating to Free Repair or Replacements	12	3,677	0.3%	0.6%	0.6%	0.8%
% of FP17s Relating to Continuations	32	3,677	0.9%	1.1%	0.9%	1.3%
% of Patients satisfied with the dentistry they have received	5	5	N/A	90.5%	90.2%	93.2%
% of Patients satisfied with the time they had to wait for an appointment	5	5	N/A	85.8%	83.8%	89.0%

* This is based on patients treated on this contract for their most recent course of treatment. Figures in italics indicate the base number of FP17s or Patient Questionnaire responses are less than 100. N/A is shown where the base number of responses is less than 10 during the period. % is calculated as Quantity/Base number*100

Q63 - Vital Signs At a Glance Contract Report for 187100/0001 - September 2016

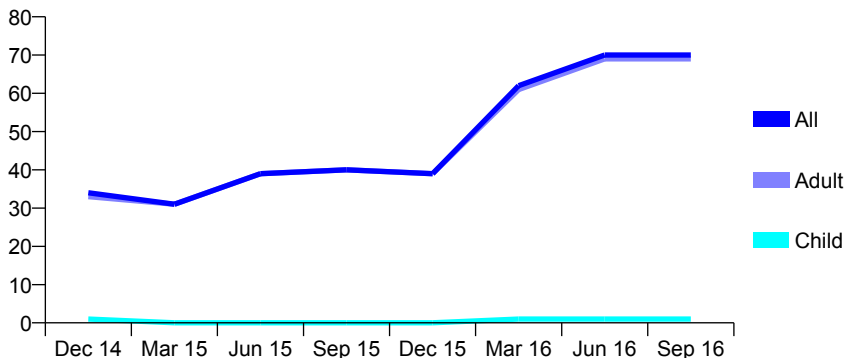
Name or company name	V Jasani-DwSI Endodontics
Contract type name	PDS Contract
Purpose of contract	General
Contract start date	20/04/2009
Contract end date	31/03/2017

16/17 Contracted general activity (UDA)	300
Carry forward general activity (UDA)	0
16/17 Contracted orthodontic activity (UOA)	0
Carry forward orthodontic activity (UOA)	0
Baseline contract value	£41,472.29

ACCESS*

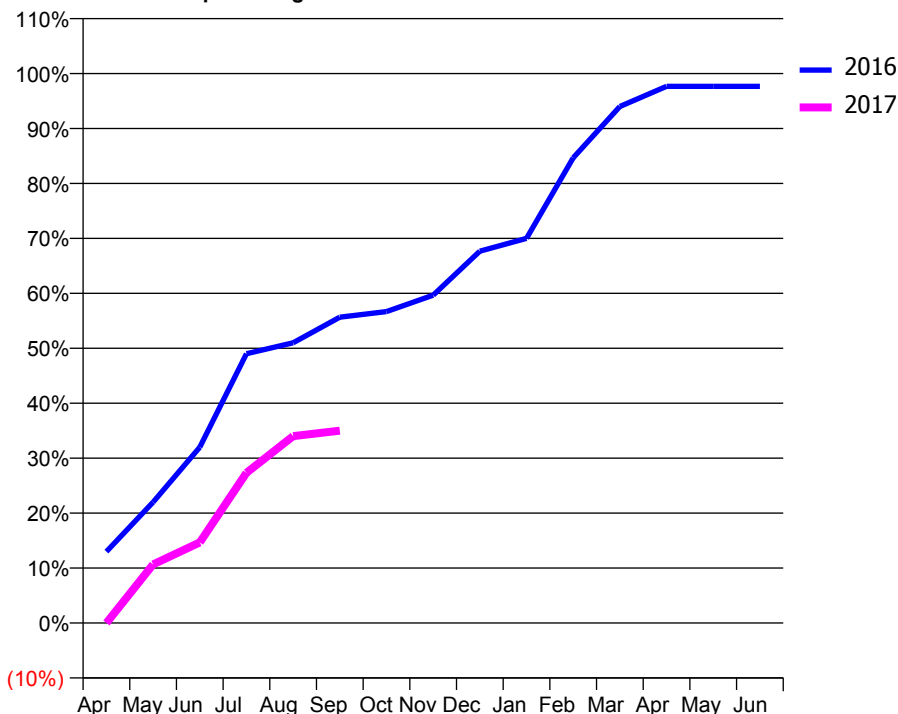
Patients seen in 24 months	Total	Change since previous quarter
Quarter ending September 2015	40	
Quarter ending December 2015	39	↓
Quarter ending March 2016	62	↑
Quarter ending June 2016	70	↑
Quarter ending September 2016	70	→
Variance since September 2015	75.0%	↑

Access trend analysis



ACTIVITY

Cumulative percentage of contracted UDA delivered 2016 & 2017



Adjusted Scheduled Activity (UDA)

Month	2016	2017
April	39	0
May	66	32
June	96	44
July	147	82
August	153	102
September	167	105
October	170	
November	179	
December	203	
January	210	
February	254	
March	282	
April	293	
May	293	
June	293	

QUALITY

	Quantity	Base Number	Contract	AT	Region	England
% of FP17s for the same patient ID Re-attending within 3 months - Children	0	2	0.0%	10.4%	11.8%	12.4%
% of FP17s for the same patient ID Re-attending within 3 months - Adults	1	42	2.4%	15.9%	17.1%	16.7%
% of FP17s for the same patient ID Re-attending between 3 & 9 months - Children	0	2	0.0%	47.1%	45.8%	57.4%
% of FP17s for the same patient ID Re-attending between 3 & 9 months - Adults	3	42	7.1%	37.7%	37.6%	50.5%
% of FP17s for Band 1 Urgent Courses	0	39	0.0%	10.1%	10.6%	9.1%
% of FP17s Relating to Free Repair or Replacements	0	39	0.0%	0.6%	0.6%	0.8%
% of FP17s Relating to Continuations	0	39	0.0%	1.1%	0.9%	1.3%
% of Patients satisfied with the dentistry they have received	0	0	N/A	90.5%	90.2%	93.2%
% of Patients satisfied with the time they had to wait for an appointment	0	0	N/A	85.8%	83.8%	89.0%

* This is based on patients treated on this contract for their most recent course of treatment. Figures in italics indicate the base number of FP17s or Patient Questionnaire responses are less than 100. N/A is shown where the base number of responses is less than 10 during the period. % is calculated as Quantity/Base number*100

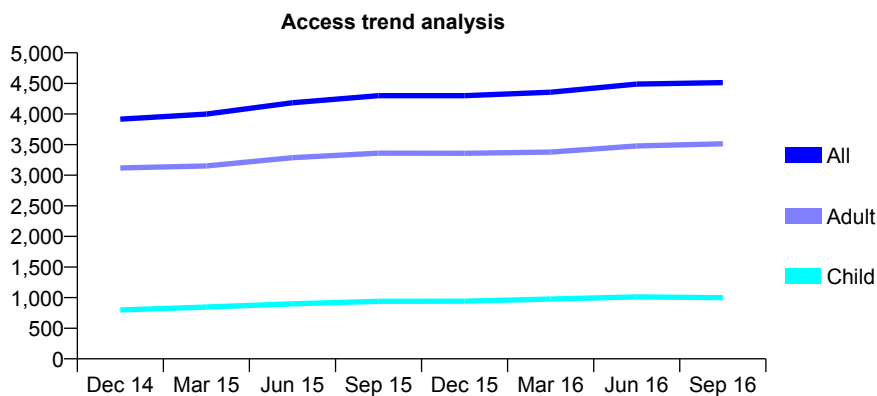
Q63 - Vital Signs At a Glance Contract Report for 187488/0001 - September 2016

Name or company name	Purley Dental Care
Contract type name	GDS Contract
Purpose of contract	General
Contract start date	20/06/2012
Contract end date	

16/17 Contracted general activity (UDA)	10,771
Carry forward general activity (UDA)	436
16/17 Contracted orthodontic activity (UOA)	0
Carry forward orthodontic activity (UOA)	0
Baseline contract value	£241,328.82

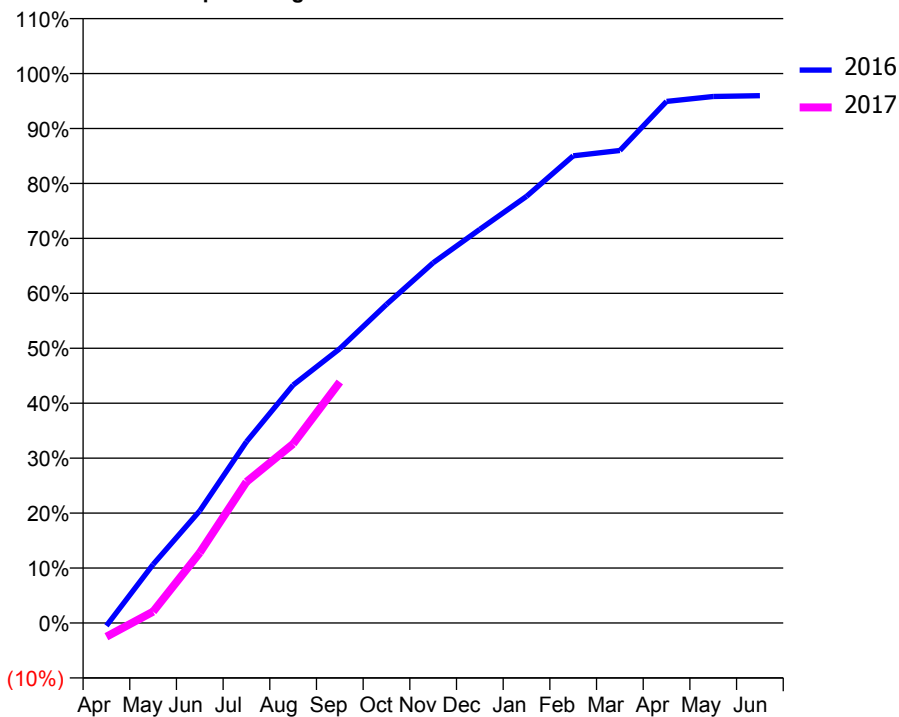
ACCESS*

Patients seen in 24 months	Total	Change since previous quarter
Quarter ending September 2015	4,299	
Quarter ending December 2015	4,300	→
Quarter ending March 2016	4,357	→
Quarter ending June 2016	4,489	↑
Quarter ending September 2016	4,512	→
Variance since September 2015	5.0%	↑



ACTIVITY

Cumulative percentage of contracted UDA delivered 2016 & 2017



Month	Adjusted Scheduled Activity (UDA)	
	2016	2017
April	-55	-272
May	1,149	225
June	2,199	1,378
July	3,553	2,767
August	4,666	3,512
September	5,377	4,723
October	6,245	
November	7,060	
December	7,717	
January	8,363	
February	9,158	
March	9,261	
April	10,224	
May	10,320	
June	10,335	

QUALITY

	Quantity	Base Number	Contract	AT	Region	England
% of FP17s for the same patient ID Re-attending within 3 months - Children	47	656	7.2%	10.4%	11.8%	12.4%
% of FP17s for the same patient ID Re-attending within 3 months - Adults	314	2,094	15.0%	15.9%	17.1%	16.7%
% of FP17s for the same patient ID Re-attending between 3 & 9 months - Children	212	656	32.3%	47.1%	45.8%	57.4%
% of FP17s for the same patient ID Re-attending between 3 & 9 months - Adults	614	2,094	29.3%	37.7%	37.6%	50.5%
% of FP17s for Band 1 Urgent Courses	286	2,308	12.4%	10.1%	10.6%	9.1%
% of FP17s Relating to Free Repair or Replacements	22	2,308	1.0%	0.6%	0.6%	0.8%
% of FP17s Relating to Continuations	43	2,308	1.9%	1.1%	0.9%	1.3%
% of Patients satisfied with the dentistry they have received	1	1	N/A	90.5%	90.2%	93.2%
% of Patients satisfied with the time they had to wait for an appointment	1	1	N/A	85.8%	83.8%	89.0%

* This is based on patients treated on this contract for their most recent course of treatment. Figures in italics indicate the base number of FP17s or Patient Questionnaire responses are less than 100. N/A is shown where the base number of responses is less than 10 during the period. % is calculated as Quantity/Base number*100

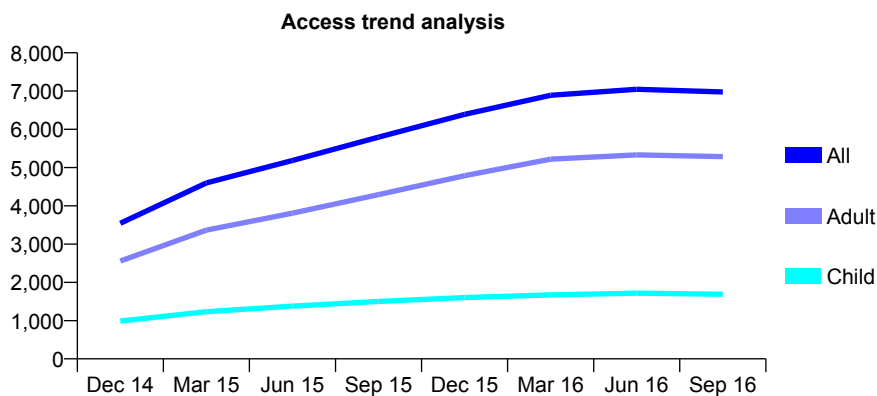
Q63 - Vital Signs At a Glance Contract Report for 188794/0001 - September 2016

Name or company name	Dr P Patel & Dr R Chadha
Contract type name	GDS Contract
Purpose of contract	General
Contract start date	01/04/2014
Contract end date	

16/17 Contracted general activity (UDA)	17,100
Carry forward general activity (UDA)	-228
16/17 Contracted orthodontic activity (UOA)	0
Carry forward orthodontic activity (UOA)	0
Baseline contract value	£595,203.64

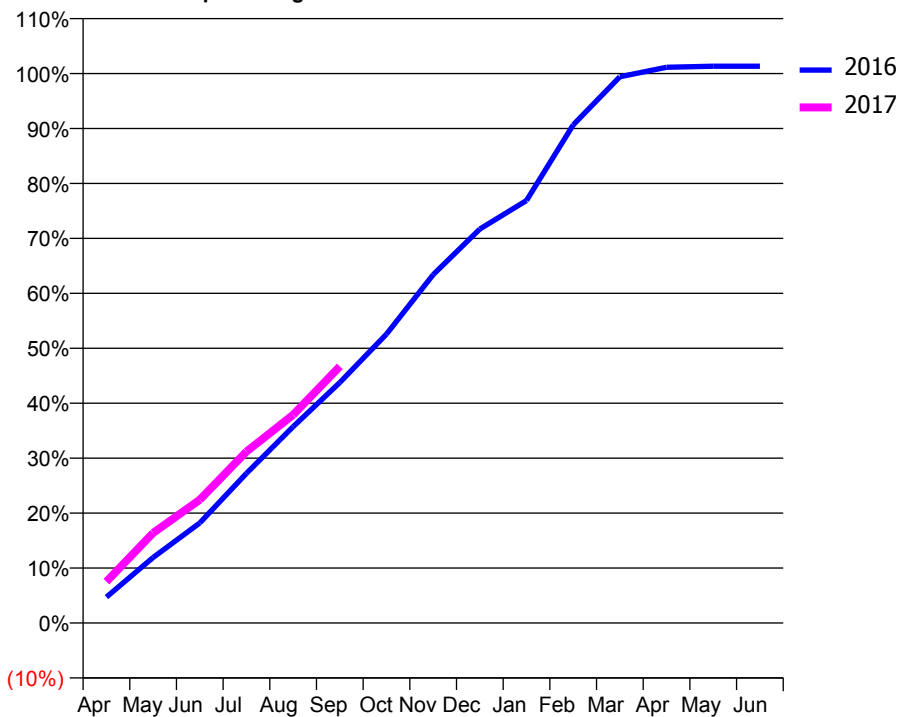
ACCESS*

Patients seen in 24 months	Total	Change since previous quarter
Quarter ending September 2015	5,794	
Quarter ending December 2015	6,390	↑
Quarter ending March 2016	6,891	↑
Quarter ending June 2016	7,048	↑
Quarter ending September 2016	6,976	↓
Variance since September 2015	20.4%	↑



ACTIVITY

Cumulative percentage of contracted UDA delivered 2016 & 2017



Month	Adjusted Scheduled Activity (UDA)	
	2016	2017
April	809	1,289
May	2,040	2,802
June	3,114	3,836
July	4,658	5,336
August	6,109	6,481
September	7,482	7,985
October	8,992	
November	10,841	
December	12,261	
January	13,149	
February	15,502	
March	16,998	
April	17,294	
May	17,328	
June	17,328	

QUALITY

	Quantity	Base Number	Contract	AT	Region	England
% of FP17s for the same patient ID Re-attending within 3 months - Children	58	927	6.3%	10.4%	11.8%	12.4%
% of FP17s for the same patient ID Re-attending within 3 months - Adults	488	2,766	17.6%	15.9%	17.1%	16.7%
% of FP17s for the same patient ID Re-attending between 3 & 9 months - Children	397	927	42.8%	47.1%	45.8%	57.4%
% of FP17s for the same patient ID Re-attending between 3 & 9 months - Adults	995	2,766	36.0%	37.7%	37.6%	50.5%
% of FP17s for Band 1 Urgent Courses	440	3,521	12.5%	10.1%	10.6%	9.1%
% of FP17s Relating to Free Repair or Replacements	26	3,521	0.7%	0.6%	0.6%	0.8%
% of FP17s Relating to Continuations	46	3,521	1.3%	1.1%	0.9%	1.3%
% of Patients satisfied with the dentistry they have received	2	2	N/A	90.5%	90.2%	93.2%
% of Patients satisfied with the time they had to wait for an appointment	2	2	N/A	85.8%	83.8%	89.0%

* This is based on patients treated on this contract for their most recent course of treatment. Figures in italics indicate the base number of FP17s or Patient Questionnaire responses are less than 100. N/A is shown where the base number of responses is less than 10 during the period. % is calculated as Quantity/Base number*100

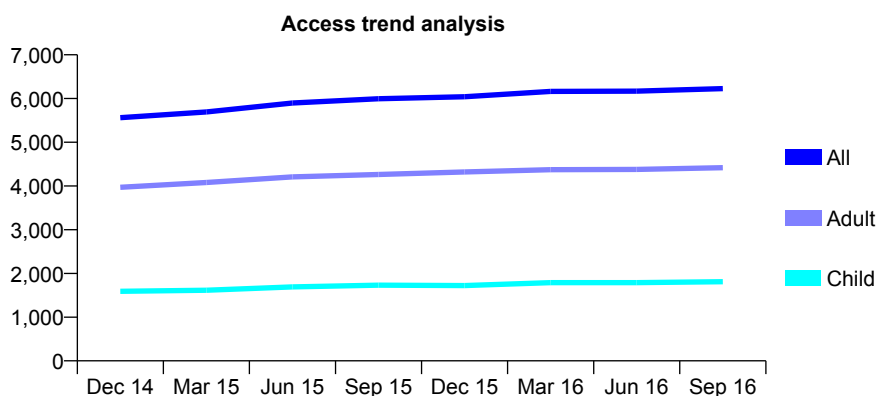
Q63 - Vital Signs At a Glance Contract Report for 188824/0001 - September 2016

Name or company name	Dr S Balachandran and Dr D Chellappah
Contract type name	GDS Contract
Purpose of contract	General
Contract start date	01/01/2013
Contract end date	

16/17 Contracted general activity (UDA)	18,000
Carry forward general activity (UDA)	0
16/17 Contracted orthodontic activity (UOA)	0
Carry forward orthodontic activity (UOA)	0
Baseline contract value	£464,667.20

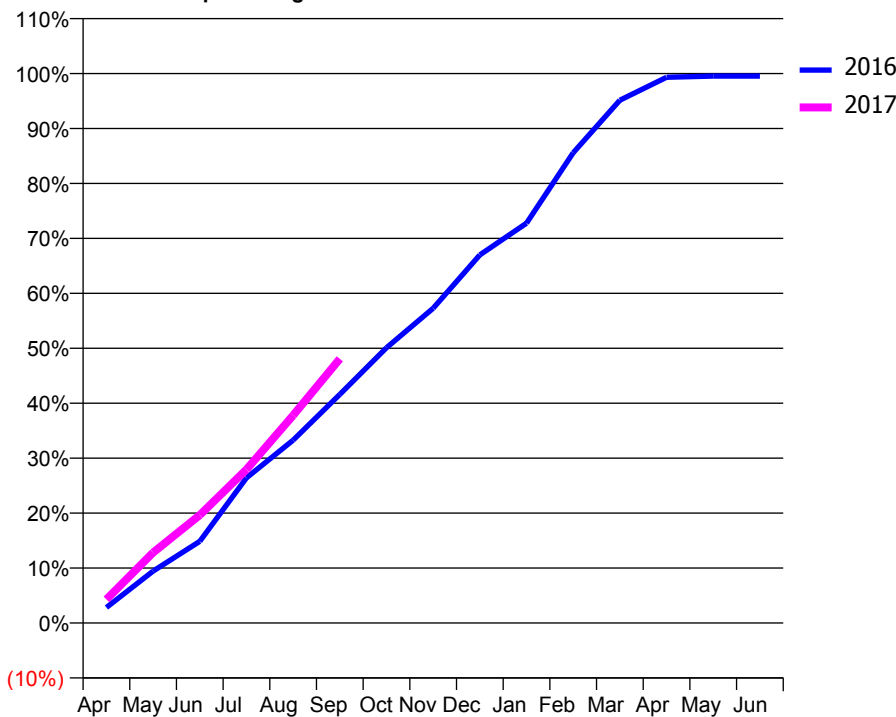
ACCESS*

Patients seen in 24 months	Total	Change since previous quarter
Quarter ending September 2015	5,994	
Quarter ending December 2015	6,041	→
Quarter ending March 2016	6,163	↑
Quarter ending June 2016	6,169	→
Quarter ending September 2016	6,227	→
Variance since September 2015	3.9%	↑



ACTIVITY

Cumulative percentage of contracted UDA delivered 2016 & 2017



Adjusted Scheduled Activity (UDA)

Month	2016	2017
April	511	777
May	1,701	2,310
June	2,678	3,537
July	4,753	5,031
August	5,990	6,803
September	7,487	8,657
October	9,019	
November	10,312	
December	12,060	
January	13,097	
February	15,404	
March	17,125	
April	17,875	
May	17,917	
June	17,917	

QUALITY

	Quantity	Base Number	Contract	AT	Region	England
% of FP17s for the same patient ID Re-attending within 3 months - Children	135	1,398	9.7%	10.4%	11.8%	12.4%
% of FP17s for the same patient ID Re-attending within 3 months - Adults	447	2,795	16.0%	15.9%	17.1%	16.7%
% of FP17s for the same patient ID Re-attending between 3 & 9 months - Children	820	1,398	58.7%	47.1%	45.8%	57.4%
% of FP17s for the same patient ID Re-attending between 3 & 9 months - Adults	1,203	2,795	43.0%	37.7%	37.6%	50.5%
% of FP17s for Band 1 Urgent Courses	515	3,839	13.4%	10.1%	10.6%	9.1%
% of FP17s Relating to Free Repair or Replacements	35	3,839	0.9%	0.6%	0.6%	0.8%
% of FP17s Relating to Continuations	3	3,839	0.1%	1.1%	0.9%	1.3%
% of Patients satisfied with the dentistry they have received	1	1	N/A	90.5%	90.2%	93.2%
% of Patients satisfied with the time they had to wait for an appointment	1	1	N/A	85.8%	83.8%	89.0%

* This is based on patients treated on this contract for their most recent course of treatment. Figures in italics indicate the base number of FP17s or Patient Questionnaire responses are less than 100. N/A is shown where the base number of responses is less than 10 during the period. % is calculated as Quantity/Base number*100

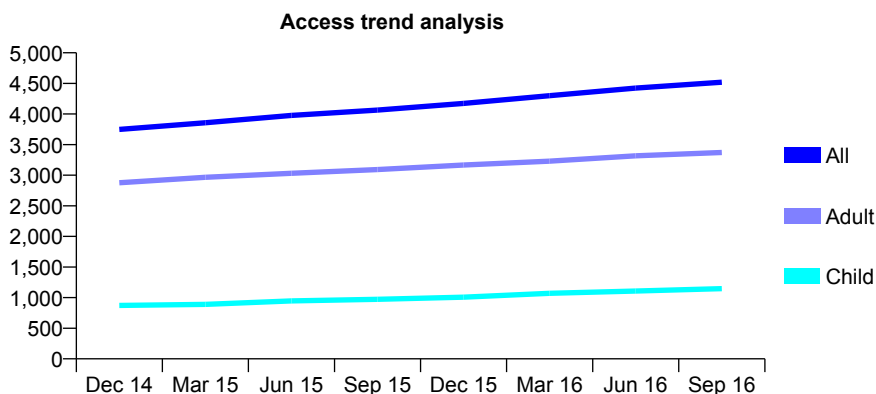
Q63 - Vital Signs At a Glance Contract Report for 189006/0001 - September 2016

Name or company name	Smile 4U Limited
Contract type name	GDS Contract
Purpose of contract	General
Contract start date	04/01/2010
Contract end date	

16/17 Contracted general activity (UDA)	14,250
Carry forward general activity (UDA)	53
16/17 Contracted orthodontic activity (UOA)	0
Carry forward orthodontic activity (UOA)	0
Baseline contract value	£361,134.37

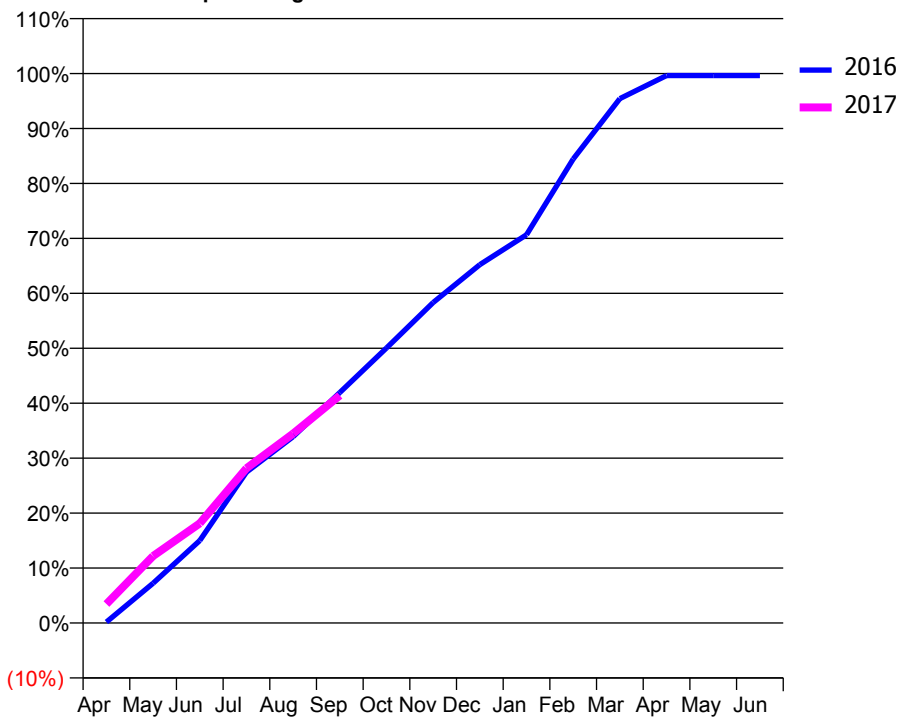
ACCESS*

Patients seen in 24 months	Total	Change since previous quarter
Quarter ending September 2015	4,065	
Quarter ending December 2015	4,173	↑
Quarter ending March 2016	4,300	↑
Quarter ending June 2016	4,424	↑
Quarter ending September 2016	4,519	↑
Variance since September 2015	11.2%	↑



ACTIVITY

Cumulative percentage of contracted UDA delivered 2016 & 2017



Adjusted Scheduled Activity (UDA)

Month	2016	2017
April	27	491
May	1,033	1,739
June	2,139	2,586
July	3,914	4,013
August	4,834	4,912
September	5,978	5,903
October	7,132	
November	8,311	
December	9,295	
January	10,069	
February	12,033	
March	13,600	
April	14,196	
May	14,197	
June	14,197	

QUALITY

	Quantity	Base Number	Contract	AT	Region	England
% of FP17s for the same patient ID Re-attending within 3 months - Children	50	811	6.2%	10.4%	11.8%	12.4%
% of FP17s for the same patient ID Re-attending within 3 months - Adults	388	2,216	17.5%	15.9%	17.1%	16.7%
% of FP17s for the same patient ID Re-attending between 3 & 9 months - Children	462	811	57.0%	47.1%	45.8%	57.4%
% of FP17s for the same patient ID Re-attending between 3 & 9 months - Adults	971	2,216	43.8%	37.7%	37.6%	50.5%
% of FP17s for Band 1 Urgent Courses	442	2,789	15.8%	10.1%	10.6%	9.1%
% of FP17s Relating to Free Repair or Replacements	7	2,789	0.3%	0.6%	0.6%	0.8%
% of FP17s Relating to Continuations	8	2,789	0.3%	1.1%	0.9%	1.3%
% of Patients satisfied with the dentistry they have received	7	8	N/A	90.5%	90.2%	93.2%
% of Patients satisfied with the time they had to wait for an appointment	7	8	N/A	85.8%	83.8%	89.0%

* This is based on patients treated on this contract for their most recent course of treatment. Figures in italics indicate the base number of FP17s or Patient Questionnaire responses are less than 100. N/A is shown where the base number of responses is less than 10 during the period. % is calculated as Quantity/Base number*100

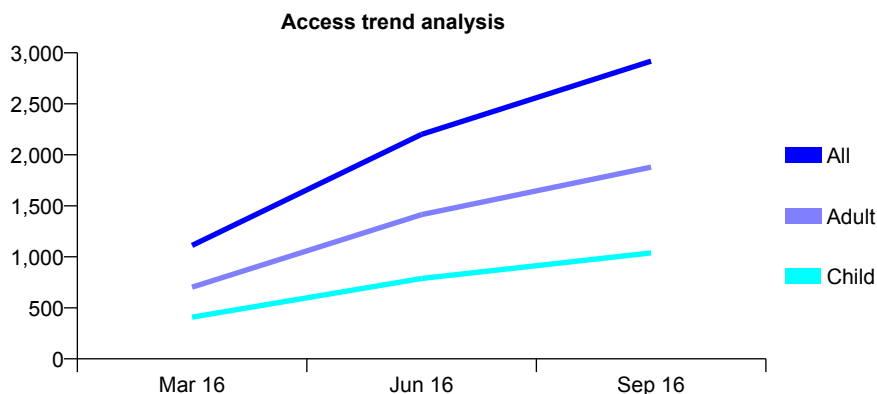
Q63 - Vital Signs At a Glance Contract Report for 192090/0001 - September 2016

Name or company name	Oasis Dental Care
Contract type name	GDS Contract
Purpose of contract	General
Contract start date	01/01/2016
Contract end date	

16/17 Contracted general activity (UDA)	12,796
Carry forward general activity (UDA)	-99
16/17 Contracted orthodontic activity (UOA)	0
Carry forward orthodontic activity (UOA)	0
Baseline contract value	£363,967.48

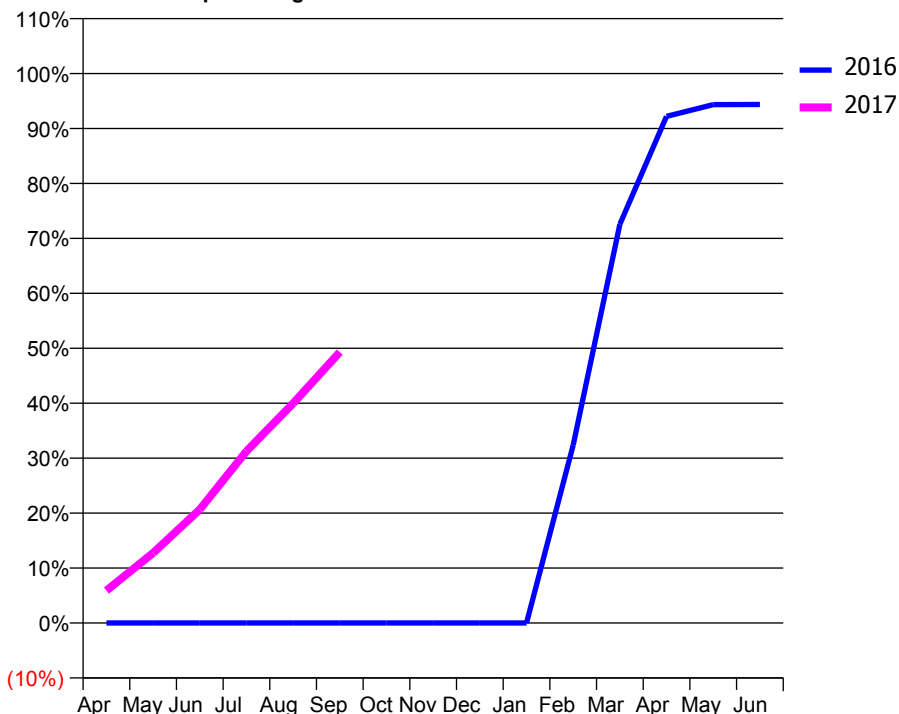
ACCESS*

Patients seen in 24 months	Total	Change since previous quarter
Quarter ending September 2015	0	
Quarter ending December 2015	0	
Quarter ending March 2016	1,112	
Quarter ending June 2016	2,201	↑
Quarter ending September 2016	2,918	↑
Variance since September 2015	N/A	



ACTIVITY

Cumulative percentage of contracted UDA delivered 2016 & 2017



Month	Adjusted Scheduled Activity (UDA)	
	2016	2017
April	0	757
May	0	1,632
June	0	2,645
July	0	4,000
August	0	5,117
September	0	6,308
October	0	
November	0	
December	0	
January	0	
February	1,036	
March	2,321	
April	2,949	
May	3,018	
June	3,019	

QUALITY

	Quantity	Base Number	Contract	AT	Region	England
% of FP17s for the same patient ID Re-attending within 3 months - Children	78	988	7.9%	10.4%	11.8%	12.4%
% of FP17s for the same patient ID Re-attending within 3 months - Adults	283	1,883	15.0%	15.9%	17.1%	16.7%
% of FP17s for the same patient ID Re-attending between 3 & 9 months - Children	196	988	19.8%	47.1%	45.8%	57.4%
% of FP17s for the same patient ID Re-attending between 3 & 9 months - Adults	339	1,883	18.0%	37.7%	37.6%	50.5%
% of FP17s for Band 1 Urgent Courses	227	2,607	8.7%	10.1%	10.6%	9.1%
% of FP17s Relating to Free Repair or Replacements	5	2,607	0.2%	0.6%	0.6%	0.8%
% of FP17s Relating to Continuations	31	2,607	1.2%	1.1%	0.9%	1.3%
% of Patients satisfied with the dentistry they have received	3	3	N/A	90.5%	90.2%	93.2%
% of Patients satisfied with the time they had to wait for an appointment	3	3	N/A	85.8%	83.8%	89.0%

* This is based on patients treated on this contract for their most recent course of treatment. Figures in italics indicate the base number of FP17s or Patient Questionnaire responses are less than 100. N/A is shown where the base number of responses is less than 10 during the period. % is calculated as Quantity/Base number*100

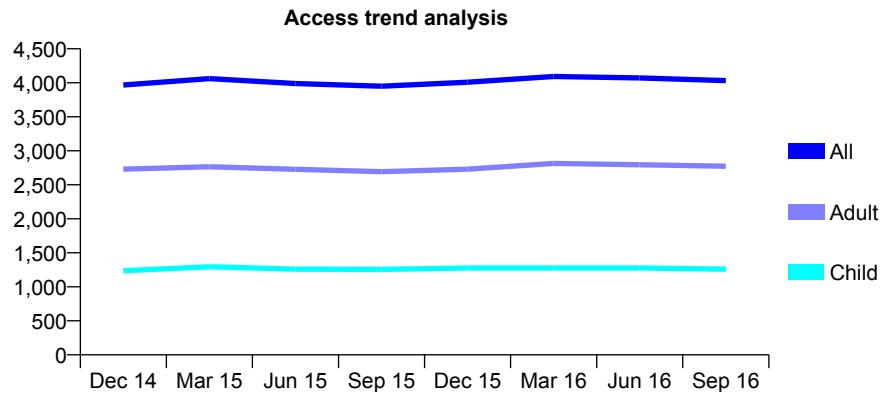
Q63 - Vital Signs At a Glance Contract Report for 192112/0001 - September 2016

Name or company name	Ark G Surgeries Ltd
Contract type name	GDS Contract
Purpose of contract	General
Contract start date	01/11/2012
Contract end date	

16/17 Contracted general activity (UDA)	14,539
Carry forward general activity (UDA)	0
16/17 Contracted orthodontic activity (UOA)	0
Carry forward orthodontic activity (UOA)	0
Baseline contract value	£364,886.34

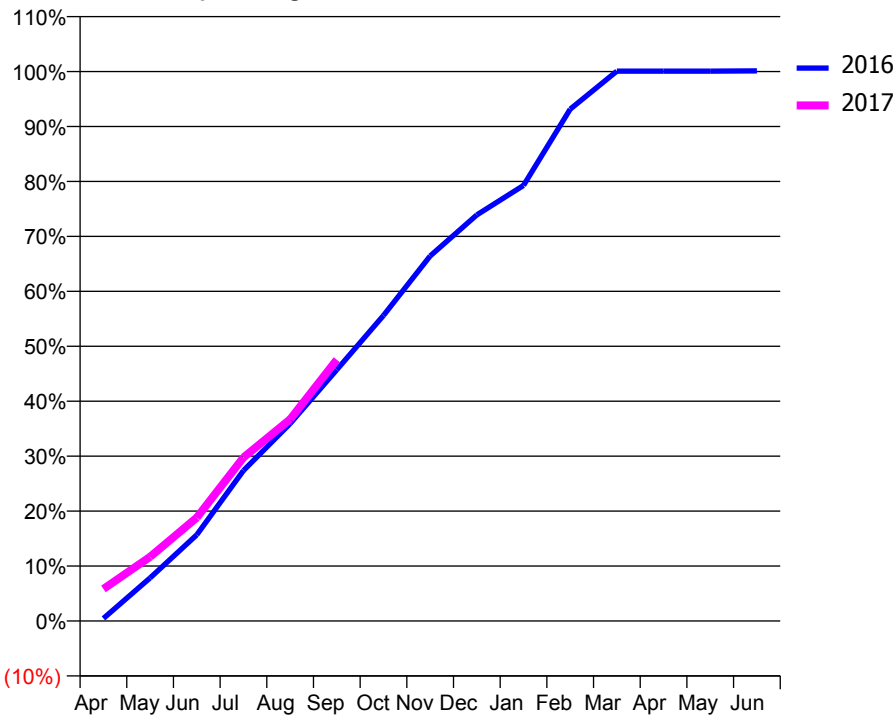
ACCESS*

Patients seen in 24 months	Total	Change since previous quarter
Quarter ending September 2015	3,950	
Quarter ending December 2015	4,009	→
Quarter ending March 2016	4,093	↑
Quarter ending June 2016	4,072	→
Quarter ending September 2016	4,032	→
Variance since September 2015	2.1%	↑



ACTIVITY

Cumulative percentage of contracted UDA delivered 2016 & 2017



Month	Adjusted Scheduled Activity (UDA)	
	2016	2017
April	68	850
May	1,140	1,699
June	2,282	2,737
July	3,983	4,326
August	5,224	5,337
September	6,648	6,915
October	8,084	
November	9,659	
December	10,745	
January	11,524	
February	13,542	
March	14,550	
April	14,550	
May	14,550	
June	14,556	

QUALITY

	Quantity	Base Number	Contract	AT	Region	England
% of FP17s for the same patient ID Re-attending within 3 months - Children	44	703	6.3%	10.4%	11.8%	12.4%
% of FP17s for the same patient ID Re-attending within 3 months - Adults	191	1,480	12.9%	15.9%	17.1%	16.7%
% of FP17s for the same patient ID Re-attending between 3 & 9 months - Children	234	703	33.3%	47.1%	45.8%	57.4%
% of FP17s for the same patient ID Re-attending between 3 & 9 months - Adults	548	1,480	37.0%	37.7%	37.6%	50.5%
% of FP17s for Band 1 Urgent Courses	90	1,857	4.8%	10.1%	10.6%	9.1%
% of FP17s Relating to Free Repair or Replacements	0	1,857	0.0%	0.6%	0.6%	0.8%
% of FP17s Relating to Continuations	34	1,857	1.8%	1.1%	0.9%	1.3%
% of Patients satisfied with the dentistry they have received	2	2	N/A	90.5%	90.2%	93.2%
% of Patients satisfied with the time they had to wait for an appointment	2	2	N/A	85.8%	83.8%	89.0%

* This is based on patients treated on this contract for their most recent course of treatment. Figures in italics indicate the base number of FP17s or Patient Questionnaire responses are less than 100. N/A is shown where the base number of responses is less than 10 during the period. % is calculated as Quantity/Base number*100

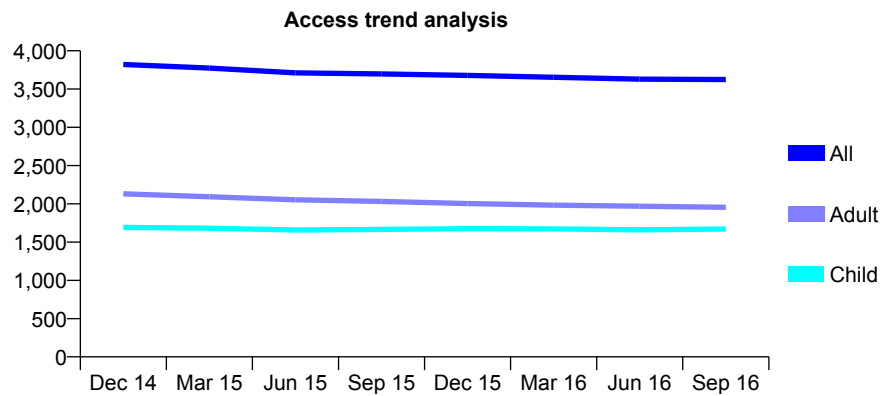
Q63 - Vital Signs At a Glance Contract Report for 192201/0001 - September 2016

Name or company name	Claremont Dental Practice
Contract type name	GDS Contract
Purpose of contract	General
Contract start date	01/05/2008
Contract end date	

16/17 Contracted general activity (UDA)	8,954
Carry forward general activity (UDA)	0
16/17 Contracted orthodontic activity (UOA)	0
Carry forward orthodontic activity (UOA)	0
Baseline contract value	£203,748.11

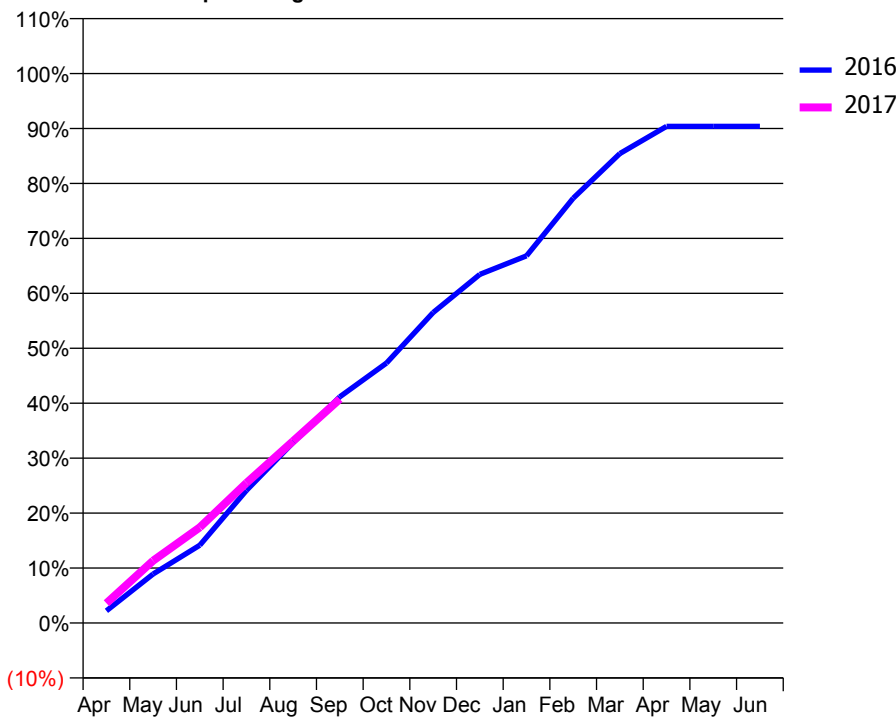
ACCESS*

Patients seen in 24 months	Total	Change since previous quarter
Quarter ending September 2015	3,697	
Quarter ending December 2015	3,679	→
Quarter ending March 2016	3,654	→
Quarter ending June 2016	3,629	→
Quarter ending September 2016	3,624	→
Variance since September 2015	(2.0%)	↓



ACTIVITY

Cumulative percentage of contracted UDA delivered 2016 & 2017



Month	Adjusted Scheduled Activity (UDA)	
	2016	2017
April	199	322
May	798	1,016
June	1,268	1,559
July	2,162	2,283
August	2,941	2,966
September	3,686	3,650
October	4,235	
November	5,060	
December	5,680	
January	5,982	
February	6,921	
March	7,649	
April	8,094	
May	8,094	
June	8,094	

QUALITY

	Quantity	Base Number	Contract	AT	Region	England
% of FP17s for the same patient ID Re-attending within 3 months - Children	50	1,239	4.0%	10.4%	11.8%	12.4%
% of FP17s for the same patient ID Re-attending within 3 months - Adults	104	1,261	8.2%	15.9%	17.1%	16.7%
% of FP17s for the same patient ID Re-attending between 3 & 9 months - Children	695	1,239	56.1%	47.1%	45.8%	57.4%
% of FP17s for the same patient ID Re-attending between 3 & 9 months - Adults	710	1,261	56.3%	37.7%	37.6%	50.5%
% of FP17s for Band 1 Urgent Courses	58	2,236	2.6%	10.1%	10.6%	9.1%
% of FP17s Relating to Free Repair or Replacements	12	2,236	0.5%	0.6%	0.6%	0.8%
% of FP17s Relating to Continuations	4	2,236	0.2%	1.1%	0.9%	1.3%
% of Patients satisfied with the dentistry they have received	5	6	N/A	90.5%	90.2%	93.2%
% of Patients satisfied with the time they had to wait for an appointment	4	6	N/A	85.8%	83.8%	89.0%

* This is based on patients treated on this contract for their most recent course of treatment. Figures in italics indicate the base number of FP17s or Patient Questionnaire responses are less than 100. N/A is shown where the base number of responses is less than 10 during the period. % is calculated as Quantity/Base number*100

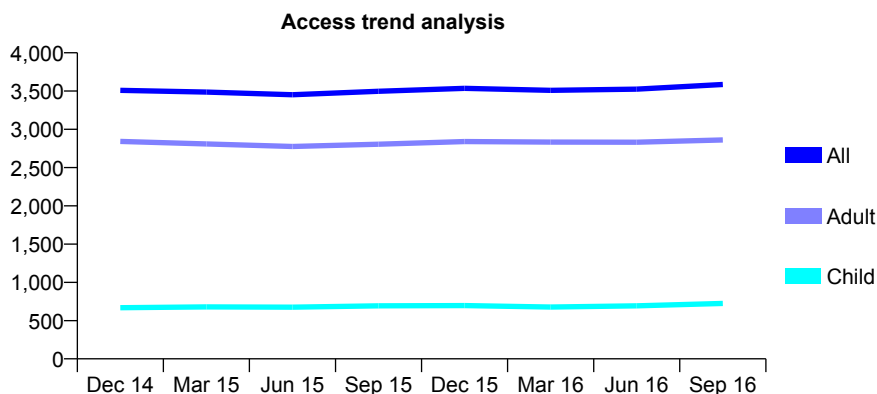
Q63 - Vital Signs At a Glance Contract Report for 192902/0001 - September 2016

Name or company name	I.J & S.C Fernandes
Contract type name	GDS Contract
Purpose of contract	General
Contract start date	17/04/2011
Contract end date	

16/17 Contracted general activity (UDA)	10,316
Carry forward general activity (UDA)	126
16/17 Contracted orthodontic activity (UOA)	0
Carry forward orthodontic activity (UOA)	0
Baseline contract value	£238,588.30

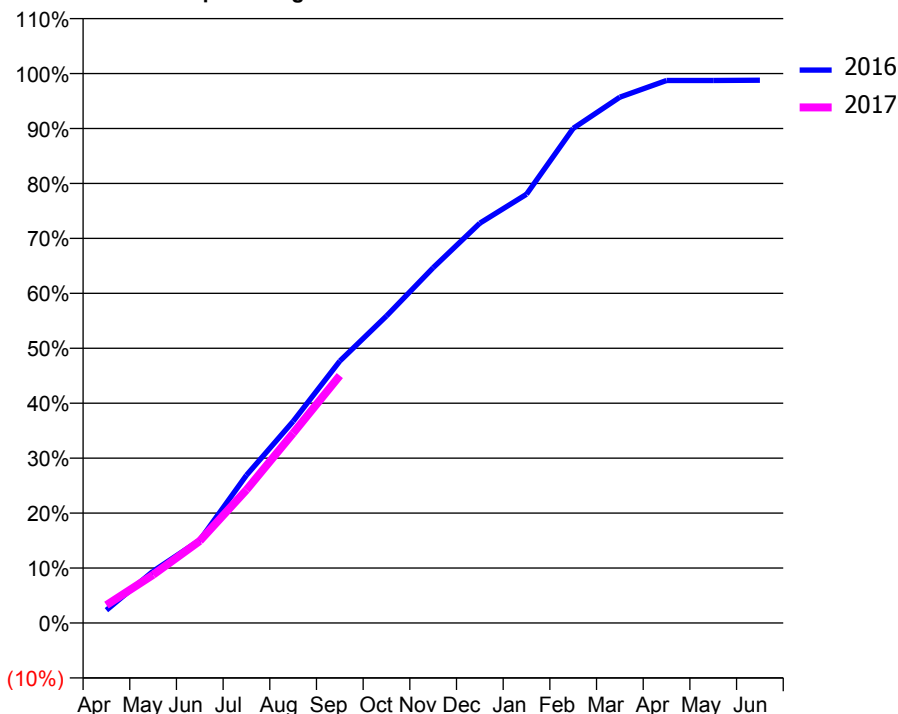
ACCESS*

Patients seen in 24 months	Total	Change since previous quarter
Quarter ending September 2015	3,498	
Quarter ending December 2015	3,536	→
Quarter ending March 2016	3,510	→
Quarter ending June 2016	3,525	→
Quarter ending September 2016	3,586	→
Variance since September 2015	2.5%	↑



ACTIVITY

Cumulative percentage of contracted UDA delivered 2016 & 2017



Month	Adjusted Scheduled Activity (UDA)	
	2016	2017
April	243	336
May	972	905
June	1,556	1,540
July	2,776	2,499
August	3,786	3,565
September	4,918	4,645
October	5,764	
November	6,671	
December	7,506	
January	8,050	
February	9,285	
March	9,873	
April	10,186	
May	10,186	
June	10,190	

QUALITY

	Quantity	Base Number	Contract	AT	Region	England
% of FP17s for the same patient ID Re-attending within 3 months - Children	34	506	6.7%	10.4%	11.8%	12.4%
% of FP17s for the same patient ID Re-attending within 3 months - Adults	185	1,785	10.4%	15.9%	17.1%	16.7%
% of FP17s for the same patient ID Re-attending between 3 & 9 months - Children	241	506	47.6%	47.1%	45.8%	57.4%
% of FP17s for the same patient ID Re-attending between 3 & 9 months - Adults	893	1,785	50.0%	37.7%	37.6%	50.5%
% of FP17s for Band 1 Urgent Courses	123	2,176	5.7%	10.1%	10.6%	9.1%
% of FP17s Relating to Free Repair or Replacements	0	2,176	0.0%	0.6%	0.6%	0.8%
% of FP17s Relating to Continuations	31	2,176	1.4%	1.1%	0.9%	1.3%
% of Patients satisfied with the dentistry they have received	2	2	N/A	90.5%	90.2%	93.2%
% of Patients satisfied with the time they had to wait for an appointment	2	2	N/A	85.8%	83.8%	89.0%

* This is based on patients treated on this contract for their most recent course of treatment. Figures in italics indicate the base number of FP17s or Patient Questionnaire responses are less than 100. N/A is shown where the base number of responses is less than 10 during the period. % is calculated as Quantity/Base number*100

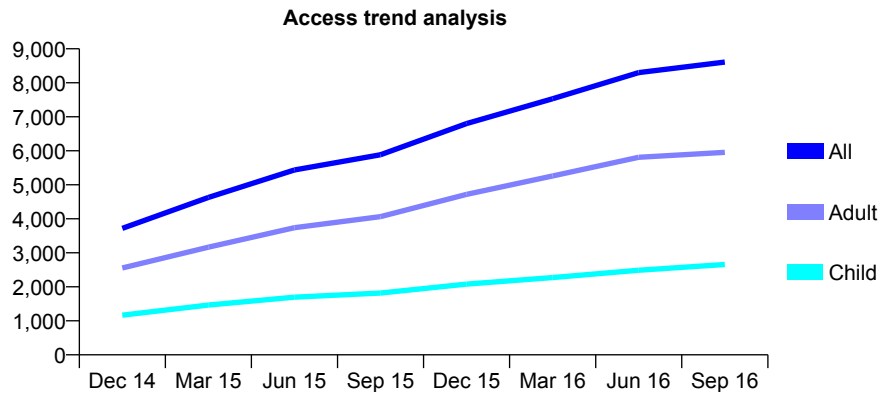
Q63 - Vital Signs At a Glance Contract Report for 192953/0001 - September 2016

Name or company name	Mazdak Eyrumlu and Azad Eyrumlu
Contract type name	GDS Contract
Purpose of contract	General
Contract start date	01/06/2014
Contract end date	

16/17 Contracted general activity (UDA)	34,739
Carry forward general activity (UDA)	912
16/17 Contracted orthodontic activity (UOA)	0
Carry forward orthodontic activity (UOA)	0
Baseline contract value	£1,097,948.13

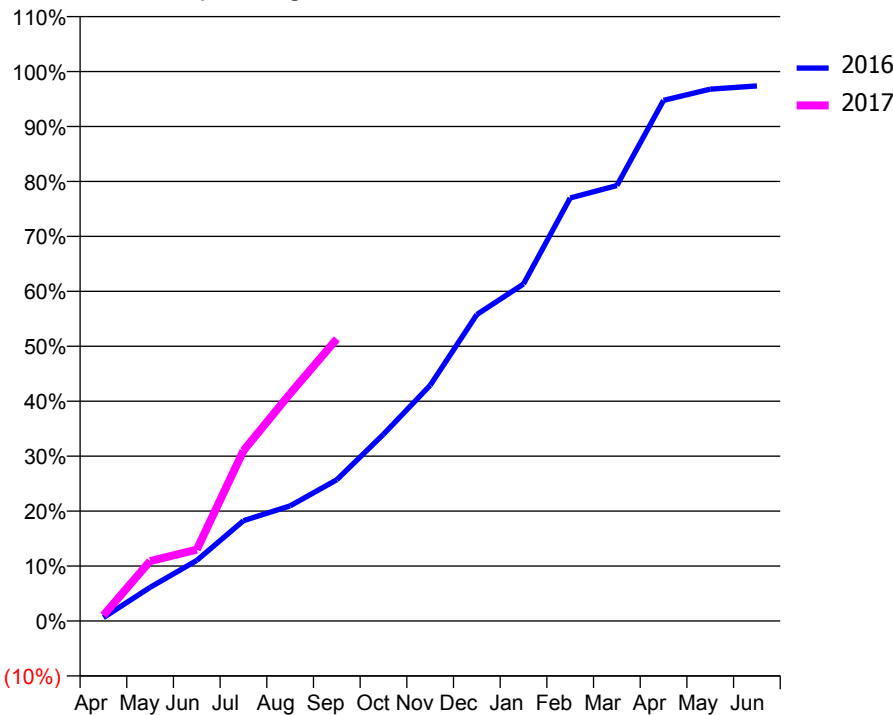
ACCESS*

Patients seen in 24 months	Total	Change since previous quarter
Quarter ending September 2015	5,883	
Quarter ending December 2015	6,800	↑
Quarter ending March 2016	7,532	↑
Quarter ending June 2016	8,299	↑
Quarter ending September 2016	8,611	↑
Variance since September 2015	46.4%	↑



ACTIVITY

Cumulative percentage of contracted UDA delivered 2016 & 2017



Month	Adjusted Scheduled Activity (UDA)	
	2016	2017
April	218	355
May	2,126	3,791
June	3,829	4,518
July	6,348	10,768
August	7,281	14,381
September	8,933	17,830
October	11,809	
November	14,904	
December	19,379	
January	21,306	
February	26,740	
March	27,530	
April	32,911	
May	33,620	
June	33,827	

QUALITY

	Quantity	Base Number	Contract	AT	Region	England
% of FP17s for the same patient ID Re-attending within 3 months - Children	191	1,992	9.6%	10.4%	11.8%	12.4%
% of FP17s for the same patient ID Re-attending within 3 months - Adults	1,005	4,168	24.1%	15.9%	17.1%	16.7%
% of FP17s for the same patient ID Re-attending between 3 & 9 months - Children	816	1,992	41.0%	47.1%	45.8%	57.4%
% of FP17s for the same patient ID Re-attending between 3 & 9 months - Adults	1,187	4,168	28.5%	37.7%	37.6%	50.5%
% of FP17s for Band 1 Urgent Courses	416	4,605	9.0%	10.1%	10.6%	9.1%
% of FP17s Relating to Free Repair or Replacements	98	4,605	2.1%	0.6%	0.6%	0.8%
% of FP17s Relating to Continuations	221	4,605	4.8%	1.1%	0.9%	1.3%
% of Patients satisfied with the dentistry they have received	4	5	N/A	90.5%	90.2%	93.2%
% of Patients satisfied with the time they had to wait for an appointment	3	5	N/A	85.8%	83.8%	89.0%

* This is based on patients treated on this contract for their most recent course of treatment. Figures in italics indicate the base number of FP17s or Patient Questionnaire responses are less than 100. N/A is shown where the base number of responses is less than 10 during the period. % is calculated as Quantity/Base number*100

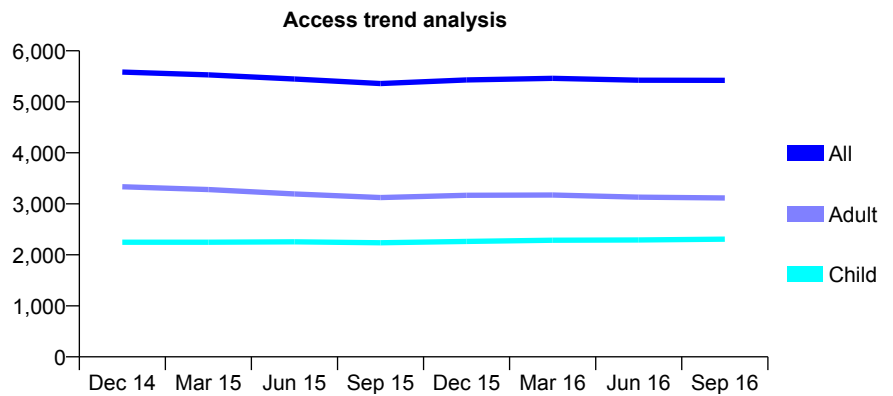
Q63 - Vital Signs At a Glance Contract Report for 193674/0001 - September 2016

Name or company name	Mr Nicholas Patsias, Ms Alexandra Sayer a
Contract type name	GDS Contract
Purpose of contract	General
Contract start date	02/01/2010
Contract end date	

16/17 Contracted general activity (UDA)	13,211
Carry forward general activity (UDA)	0
16/17 Contracted orthodontic activity (UOA)	0
Carry forward orthodontic activity (UOA)	0
Baseline contract value	£332,487.80

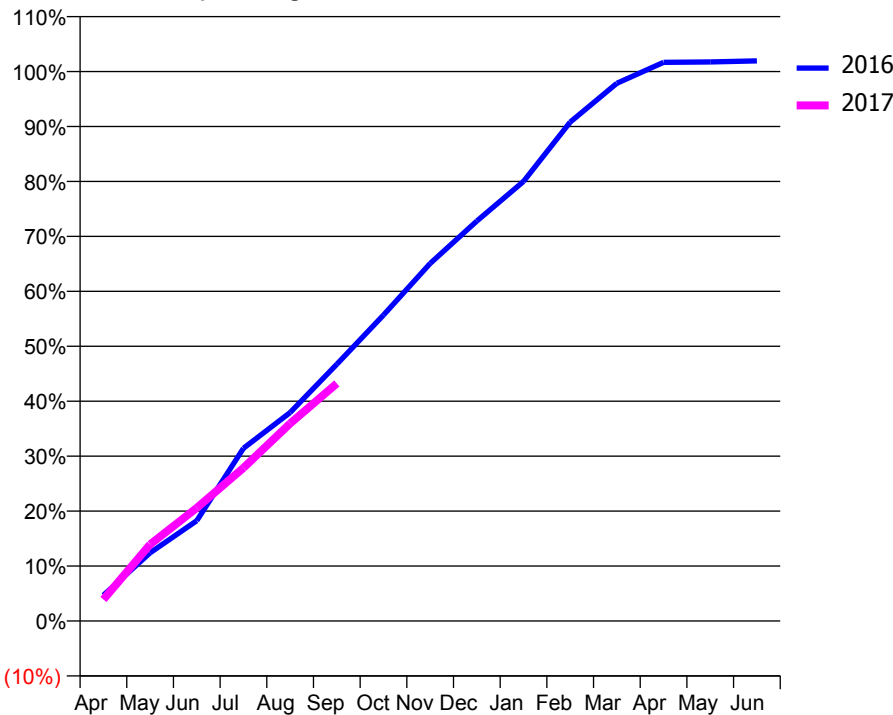
ACCESS*

Patients seen in 24 months	Total	Change since previous quarter
Quarter ending September 2015	5,359	
Quarter ending December 2015	5,429	→
Quarter ending March 2016	5,459	→
Quarter ending June 2016	5,423	→
Quarter ending September 2016	5,422	→
Variance since September 2015	1.2%	→



ACTIVITY

Cumulative percentage of contracted UDA delivered 2016 & 2017



Month	Adjusted Scheduled Activity (UDA)	
	2016	2017
April	619	516
May	1,640	1,841
June	2,412	2,719
July	4,153	3,682
August	5,013	4,749
September	6,173	5,712
October	7,355	
November	8,598	
December	9,615	
January	10,567	
February	11,995	
March	12,928	
April	13,430	
May	13,441	
June	13,466	

QUALITY

	Quantity	Base Number	Contract	AT	Region	England
% of FP17s for the same patient ID Re-attending within 3 months - Children	129	1,747	7.4%	10.4%	11.8%	12.4%
% of FP17s for the same patient ID Re-attending within 3 months - Adults	287	1,835	15.6%	15.9%	17.1%	16.7%
% of FP17s for the same patient ID Re-attending between 3 & 9 months - Children	929	1,747	53.2%	47.1%	45.8%	57.4%
% of FP17s for the same patient ID Re-attending between 3 & 9 months - Adults	736	1,835	40.1%	37.7%	37.6%	50.5%
% of FP17s for Band 1 Urgent Courses	457	3,338	13.7%	10.1%	10.6%	9.1%
% of FP17s Relating to Free Repair or Replacements	11	3,338	0.3%	0.6%	0.6%	0.8%
% of FP17s Relating to Continuations	2	3,338	0.1%	1.1%	0.9%	1.3%
% of Patients satisfied with the dentistry they have received	5	5	N/A	90.5%	90.2%	93.2%
% of Patients satisfied with the time they had to wait for an appointment	5	5	N/A	85.8%	83.8%	89.0%

* This is based on patients treated on this contract for their most recent course of treatment. Figures in italics indicate the base number of FP17s or Patient Questionnaire responses are less than 100. N/A is shown where the base number of responses is less than 10 during the period. % is calculated as Quantity/Base number*100

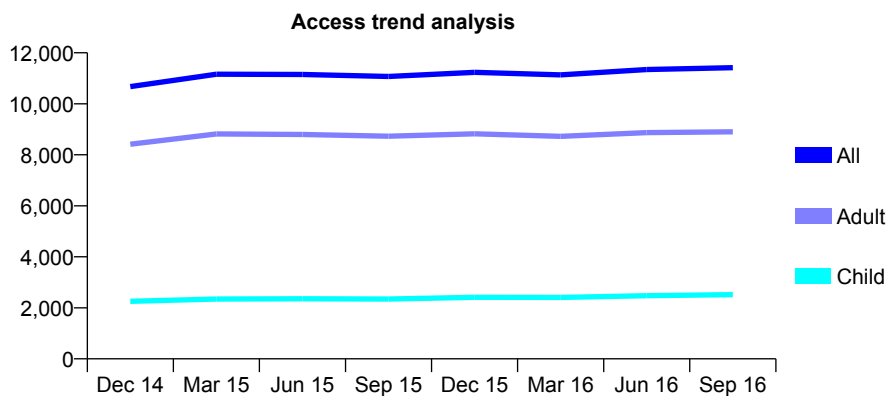
Q63 - Vital Signs At a Glance Contract Report for 193984/0001 - September 2016

Name or company name	Lewisham Dental Practice
Contract type name	GDS Contract
Purpose of contract	General
Contract start date	01/04/2013
Contract end date	

16/17 Contracted general activity (UDA)	31,588
Carry forward general activity (UDA)	-432
16/17 Contracted orthodontic activity (UOA)	0
Carry forward orthodontic activity (UOA)	0
Baseline contract value	£850,972.31

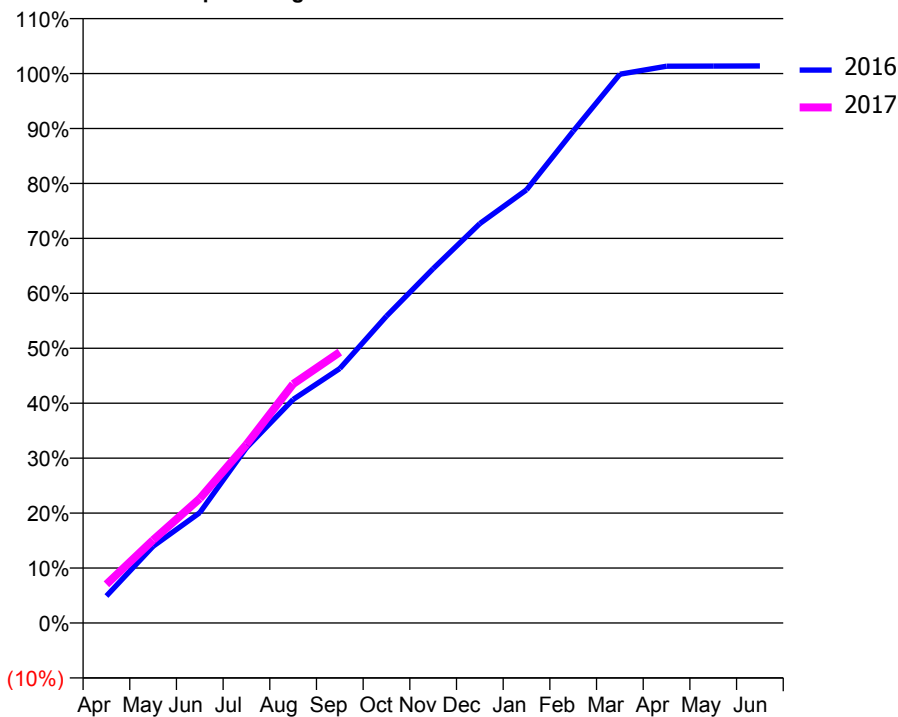
ACCESS*

Patients seen in 24 months	Total	Change since previous quarter
Quarter ending September 2015	11,071	
Quarter ending December 2015	11,232	→
Quarter ending March 2016	11,135	→
Quarter ending June 2016	11,344	→
Quarter ending September 2016	11,417	→
Variance since September 2015	3.1%	↑



ACTIVITY

Cumulative percentage of contracted UDA delivered 2016 & 2017



Month	Adjusted Scheduled Activity (UDA)	
	2016	2017
April	1,552	2,223
May	4,408	4,769
June	6,346	7,153
July	10,075	10,270
August	12,853	13,740
September	14,633	15,575
October	17,645	
November	20,369	
December	22,959	
January	24,902	
February	28,274	
March	31,550	
April	32,003	
May	32,015	
June	32,020	

QUALITY

	Quantity	Base Number	Contract	AT	Region	England
% of FP17s for the same patient ID Re-attending within 3 months - Children	67	1,386	4.8%	10.4%	11.8%	12.4%
% of FP17s for the same patient ID Re-attending within 3 months - Adults	423	4,202	10.1%	15.9%	17.1%	16.7%
% of FP17s for the same patient ID Re-attending between 3 & 9 months - Children	523	1,386	37.7%	47.1%	45.8%	57.4%
% of FP17s for the same patient ID Re-attending between 3 & 9 months - Adults	1,212	4,202	28.8%	37.7%	37.6%	50.5%
% of FP17s for Band 1 Urgent Courses	588	5,235	11.2%	10.1%	10.6%	9.1%
% of FP17s Relating to Free Repair or Replacements	18	5,235	0.3%	0.6%	0.6%	0.8%
% of FP17s Relating to Continuations	45	5,235	0.9%	1.1%	0.9%	1.3%
% of Patients satisfied with the dentistry they have received	3	3	N/A	90.5%	90.2%	93.2%
% of Patients satisfied with the time they had to wait for an appointment	3	3	N/A	85.8%	83.8%	89.0%

* This is based on patients treated on this contract for their most recent course of treatment. Figures in italics indicate the base number of FP17s or Patient Questionnaire responses are less than 100. N/A is shown where the base number of responses is less than 10 during the period. % is calculated as Quantity/Base number*100

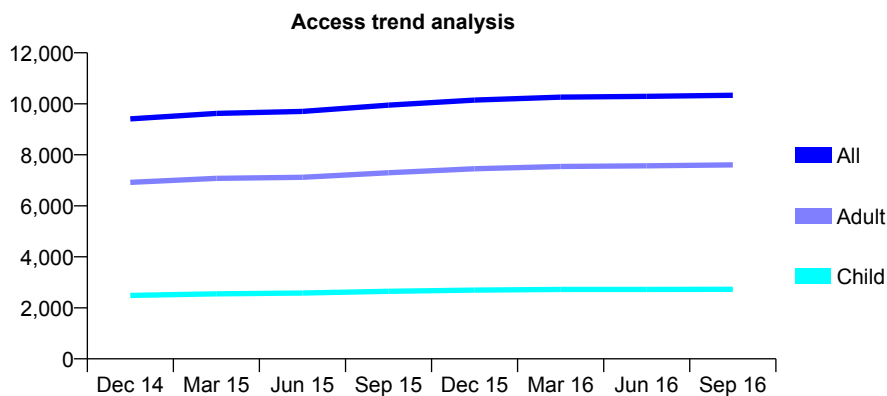
Q63 - Vital Signs At a Glance Contract Report for 194670/0001 - September 2016

Name or company name	The Family Dental Practice
Contract type name	GDS Contract
Purpose of contract	General
Contract start date	01/04/2008
Contract end date	

16/17 Contracted general activity (UDA)	40,022
Carry forward general activity (UDA)	0
16/17 Contracted orthodontic activity (UOA)	0
Carry forward orthodontic activity (UOA)	0
Baseline contract value	£997,796.72

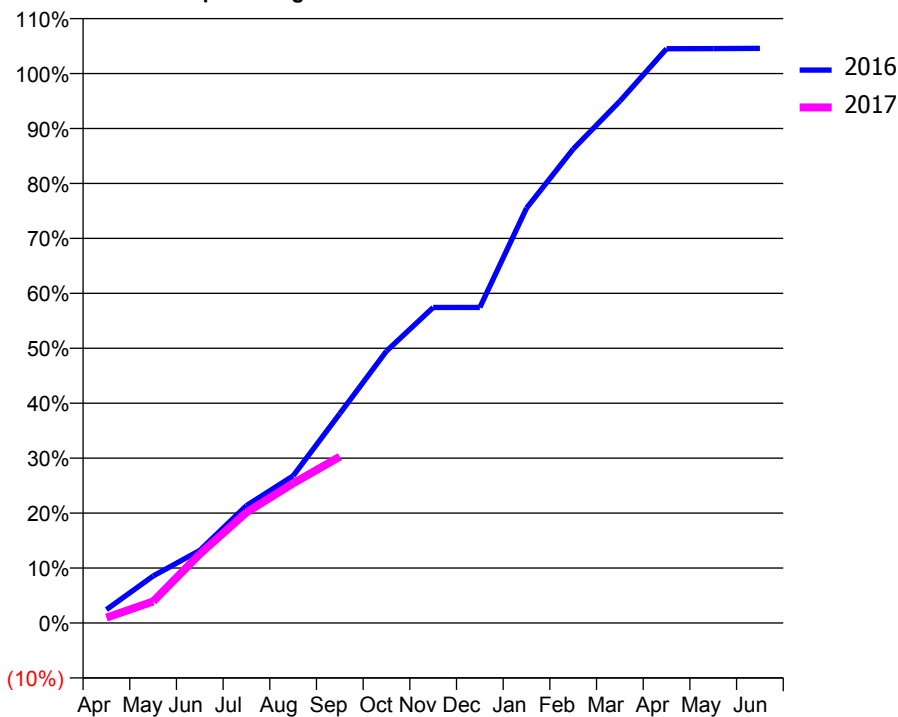
ACCESS*

Patients seen in 24 months	Total	Change since previous quarter
Quarter ending September 2015	9,946	
Quarter ending December 2015	10,148	↑
Quarter ending March 2016	10,262	→
Quarter ending June 2016	10,295	→
Quarter ending September 2016	10,336	→
Variance since September 2015	3.9%	↑



ACTIVITY

Cumulative percentage of contracted UDA delivered 2016 & 2017



Month	Adjusted Scheduled Activity (UDA)	
	2016	2017
April	646	397
May	2,264	1,566
June	3,498	5,024
July	5,663	8,059
August	7,099	10,176
September	10,098	12,118
October	13,113	
November	15,221	
December	15,221	
January	20,008	
February	22,861	
March	25,168	
April	27,696	
May	27,701	
June	27,715	

QUALITY

	Quantity	Base Number	Contract	AT	Region	England
% of FP17s for the same patient ID Re-attending within 3 months - Children	174	2,133	8.2%	10.4%	11.8%	12.4%
% of FP17s for the same patient ID Re-attending within 3 months - Adults	916	5,570	16.4%	15.9%	17.1%	16.7%
% of FP17s for the same patient ID Re-attending between 3 & 9 months - Children	1,204	2,133	56.4%	47.1%	45.8%	57.4%
% of FP17s for the same patient ID Re-attending between 3 & 9 months - Adults	2,901	5,570	52.1%	37.7%	37.6%	50.5%
% of FP17s for Band 1 Urgent Courses	648	6,019	10.8%	10.1%	10.6%	9.1%
% of FP17s Relating to Free Repair or Replacements	62	6,019	1.0%	0.6%	0.6%	0.8%
% of FP17s Relating to Continuations	74	6,019	1.2%	1.1%	0.9%	1.3%
% of Patients satisfied with the dentistry they have received	3	4	N/A	90.5%	90.2%	93.2%
% of Patients satisfied with the time they had to wait for an appointment	3	4	N/A	85.8%	83.8%	89.0%

* This is based on patients treated on this contract for their most recent course of treatment. Figures in italics indicate the base number of FP17s or Patient Questionnaire responses are less than 100. N/A is shown where the base number of responses is less than 10 during the period. % is calculated as Quantity/Base number*100

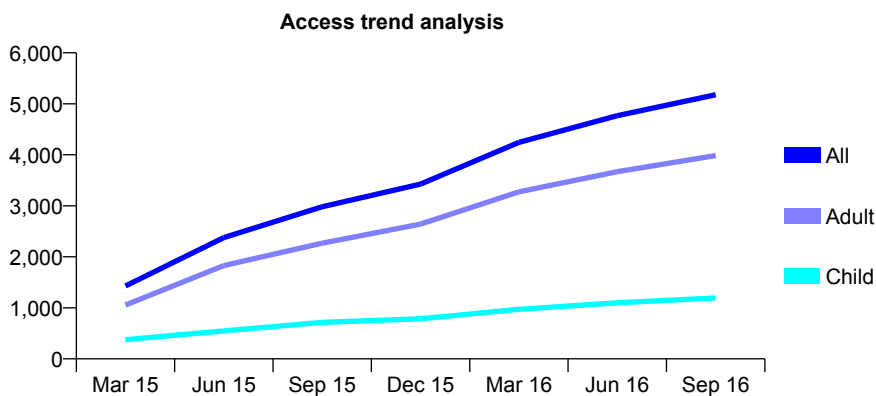
Q63 - Vital Signs At a Glance Contract Report for 194786/0001 - September 2016

Name or company name	Mitcham International Dental Centre
Contract type name	GDS Contract
Purpose of contract	General
Contract start date	01/01/2015
Contract end date	

16/17 Contracted general activity (UDA)	22,178
Carry forward general activity (UDA)	214
16/17 Contracted orthodontic activity (UOA)	0
Carry forward orthodontic activity (UOA)	0
Baseline contract value	£595,271.57

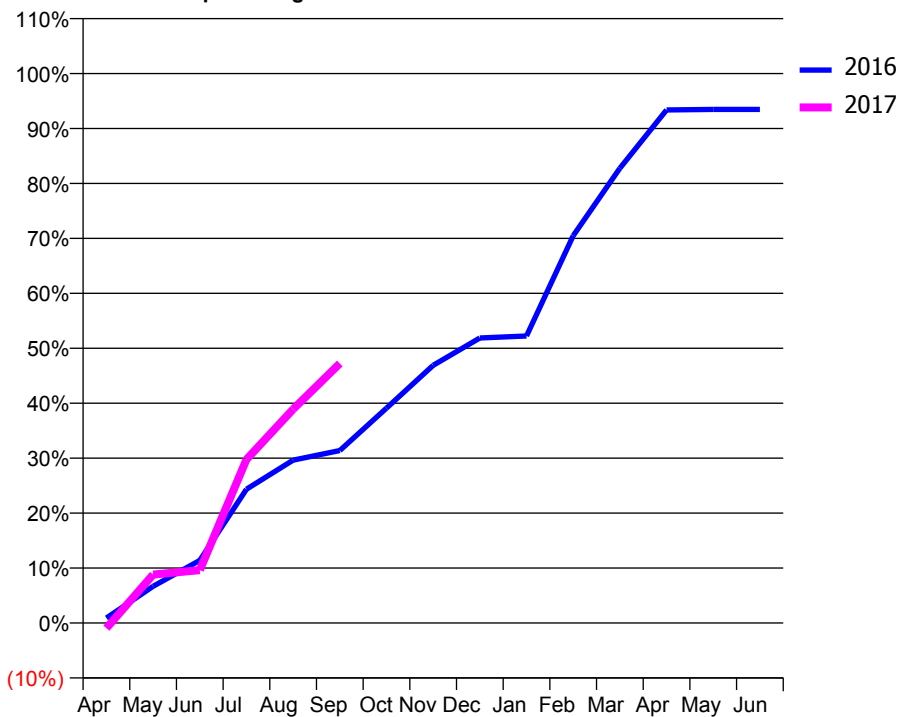
ACCESS*

Patients seen in 24 months	Total	Change since previous quarter
Quarter ending September 2015	2,982	
Quarter ending December 2015	3,426	↑
Quarter ending March 2016	4,245	↑
Quarter ending June 2016	4,767	↑
Quarter ending September 2016	5,179	↑
Variance since September 2015	73.7%	↑



ACTIVITY

Cumulative percentage of contracted UDA delivered 2016 & 2017



Adjusted Scheduled Activity (UDA)

Month	2016	2017
April	202	-214
May	1,482	1,959
June	2,527	2,136
July	5,402	6,601
August	6,574	8,632
September	6,961	10,479
October	8,675	
November	10,400	
December	11,501	
January	11,585	
February	15,632	
March	18,355	
April	20,705	
May	20,726	
June	20,726	

QUALITY

	Quantity	Base Number	Contract	AT	Region	England
% of FP17s for the same patient ID Re-attending within 3 months - Children	57	893	6.4%	10.4%	11.8%	12.4%
% of FP17s for the same patient ID Re-attending within 3 months - Adults	315	2,777	11.3%	15.9%	17.1%	16.7%
% of FP17s for the same patient ID Re-attending between 3 & 9 months - Children	379	893	42.4%	47.1%	45.8%	57.4%
% of FP17s for the same patient ID Re-attending between 3 & 9 months - Adults	1,258	2,777	45.3%	37.7%	37.6%	50.5%
% of FP17s for Band 1 Urgent Courses	228	3,110	7.3%	10.1%	10.6%	9.1%
% of FP17s Relating to Free Repair or Replacements	3	3,110	0.1%	0.6%	0.6%	0.8%
% of FP17s Relating to Continuations	7	3,110	0.2%	1.1%	0.9%	1.3%
% of Patients satisfied with the dentistry they have received	4	5	N/A	90.5%	90.2%	93.2%
% of Patients satisfied with the time they had to wait for an appointment	3	5	N/A	85.8%	83.8%	89.0%

* This is based on patients treated on this contract for their most recent course of treatment. Figures in italics indicate the base number of FP17s or Patient Questionnaire responses are less than 100. N/A is shown where the base number of responses is less than 10 during the period. % is calculated as Quantity/Base number*100

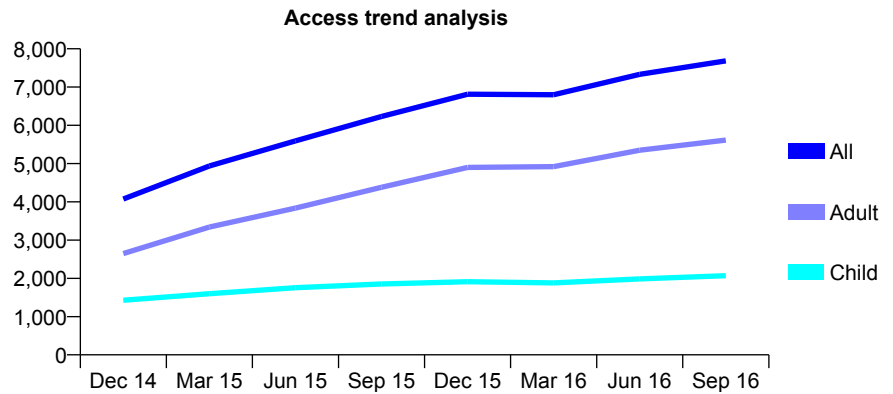
Q63 - Vital Signs At a Glance Contract Report for 195316/0002 - September 2016

Name or company name	MISS AR PATEL
Contract type name	GDS Contract
Purpose of contract	General
Contract start date	01/02/2014
Contract end date	

16/17 Contracted general activity (UDA)	29,751
Carry forward general activity (UDA)	0
16/17 Contracted orthodontic activity (UOA)	0
Carry forward orthodontic activity (UOA)	0
Baseline contract value	£828,082.70

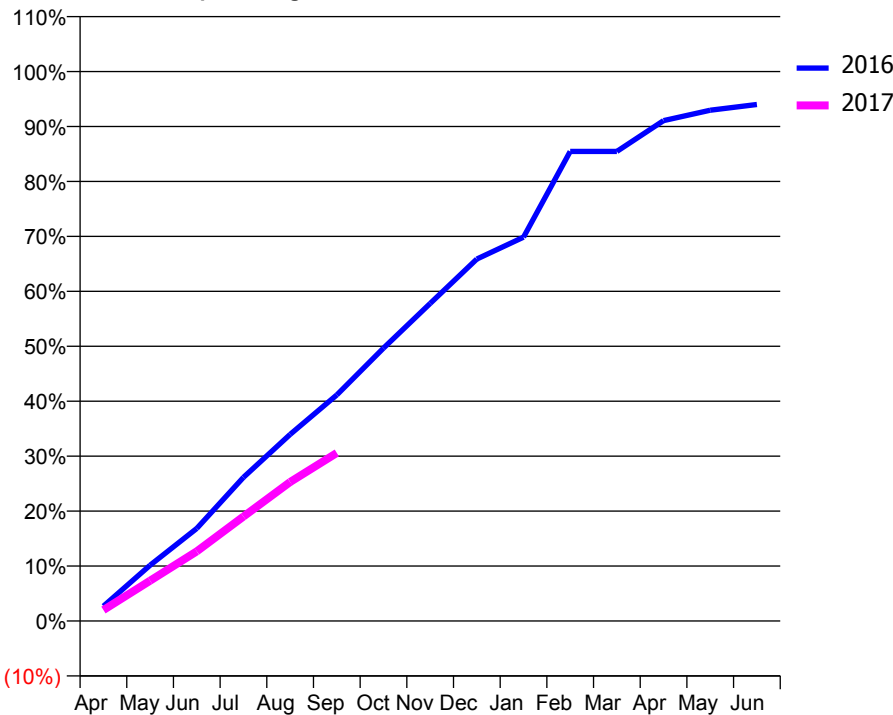
ACCESS*

Patients seen in 24 months	Total	Change since previous quarter
Quarter ending September 2015	6,231	
Quarter ending December 2015	6,814	↑
Quarter ending March 2016	6,798	→
Quarter ending June 2016	7,334	↑
Quarter ending September 2016	7,684	↑
Variance since September 2015	23.3%	↑



ACTIVITY

Cumulative percentage of contracted UDA delivered 2016 & 2017



Month	Adjusted Scheduled Activity (UDA)	
	2016	2017
April	264	597
May	990	2,186
June	1,644	3,775
July	2,549	5,658
August	3,311	7,525
September	4,011	9,102
October	4,843	
November	5,634	
December	6,424	
January	6,811	
February	8,333	
March	8,333	
April	8,879	
May	9,063	
June	9,166	

QUALITY

	Quantity	Base Number	Contract	AT	Region	England
% of FP17s for the same patient ID Re-attending within 3 months - Children	102	1,628	6.3%	10.4%	11.8%	12.4%
% of FP17s for the same patient ID Re-attending within 3 months - Adults	535	4,003	13.4%	15.9%	17.1%	16.7%
% of FP17s for the same patient ID Re-attending between 3 & 9 months - Children	551	1,628	33.8%	47.1%	45.8%	57.4%
% of FP17s for the same patient ID Re-attending between 3 & 9 months - Adults	1,038	4,003	25.9%	37.7%	37.6%	50.5%
% of FP17s for Band 1 Urgent Courses	588	4,605	12.8%	10.1%	10.6%	9.1%
% of FP17s Relating to Free Repair or Replacements	20	4,605	0.4%	0.6%	0.6%	0.8%
% of FP17s Relating to Continuations	20	4,605	0.4%	1.1%	0.9%	1.3%
% of Patients satisfied with the dentistry they have received	3	4	N/A	90.5%	90.2%	93.2%
% of Patients satisfied with the time they had to wait for an appointment	3	4	N/A	85.8%	83.8%	89.0%

* This is based on patients treated on this contract for their most recent course of treatment. Figures in italics indicate the base number of FP17s or Patient Questionnaire responses are less than 100. N/A is shown where the base number of responses is less than 10 during the period. % is calculated as Quantity/Base number*100

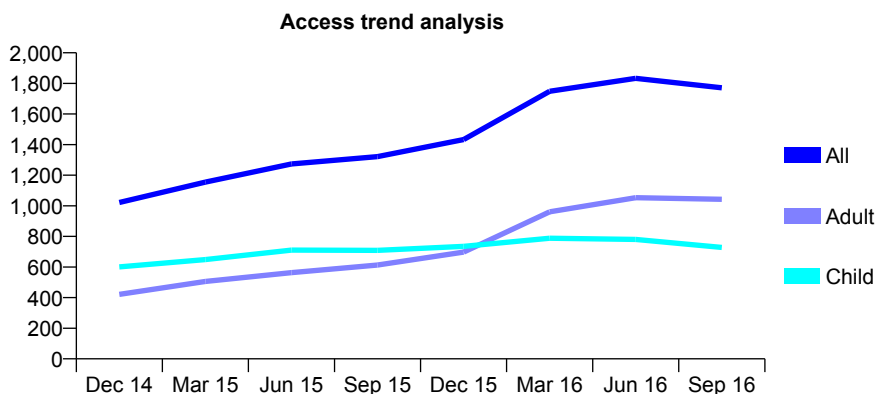
Q63 - Vital Signs At a Glance Contract Report for 195316/0003 - September 2016

Name or company name	MISS AR PATEL
Contract type name	GDS Contract
Purpose of contract	General
Contract start date	01/02/2014
Contract end date	

16/17 Contracted general activity (UDA)	3,846
Carry forward general activity (UDA)	0
16/17 Contracted orthodontic activity (UOA)	0
Carry forward orthodontic activity (UOA)	0
Baseline contract value	£103,682.17

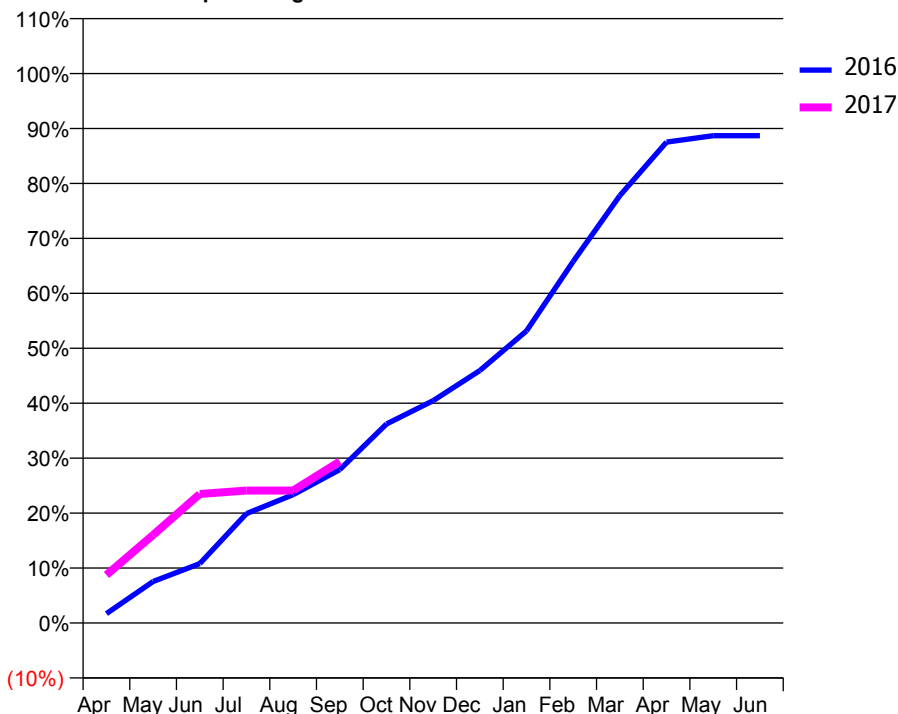
ACCESS*

Patients seen in 24 months	Total	Change since previous quarter
Quarter ending September 2015	1,322	
Quarter ending December 2015	1,433	↑
Quarter ending March 2016	1,749	↑
Quarter ending June 2016	1,833	↑
Quarter ending September 2016	1,771	↓
Variance since September 2015	34.0%	↑



ACTIVITY

Cumulative percentage of contracted UDA delivered 2016 & 2017



Month	Adjusted Scheduled Activity (UDA)	
	2016	2017
April	65	336
May	290	616
June	416	903
July	765	927
August	898	927
September	1,074	1,130
October	1,393	
November	1,556	
December	1,767	
January	2,044	
February	2,531	
March	2,992	
April	3,366	
May	3,411	
June	3,411	

QUALITY

	Quantity	Base Number	Contract	AT	Region	England
% of FP17s for the same patient ID Re-attending within 3 months - Children	7	269	2.6%	10.4%	11.8%	12.4%
% of FP17s for the same patient ID Re-attending within 3 months - Adults	33	418	7.9%	15.9%	17.1%	16.7%
% of FP17s for the same patient ID Re-attending between 3 & 9 months - Children	133	269	49.4%	47.1%	45.8%	57.4%
% of FP17s for the same patient ID Re-attending between 3 & 9 months - Adults	125	418	29.9%	37.7%	37.6%	50.5%
% of FP17s for Band 1 Urgent Courses	22	497	4.4%	10.1%	10.6%	9.1%
% of FP17s Relating to Free Repair or Replacements	3	497	0.6%	0.6%	0.6%	0.8%
% of FP17s Relating to Continuations	4	497	0.8%	1.1%	0.9%	1.3%
% of Patients satisfied with the dentistry they have received	1	1	N/A	90.5%	90.2%	93.2%
% of Patients satisfied with the time they had to wait for an appointment	0	1	N/A	85.8%	83.8%	89.0%

* This is based on patients treated on this contract for their most recent course of treatment. Figures in italics indicate the base number of FP17s or Patient Questionnaire responses are less than 100. N/A is shown where the base number of responses is less than 10 during the period. % is calculated as Quantity/Base number*100

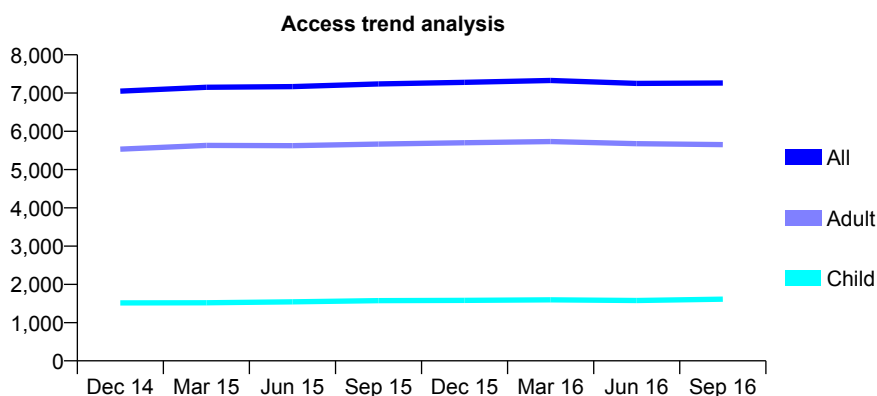
Q63 - Vital Signs At a Glance Contract Report for 196231/0001 - September 2016

Name or company name	Dr E Harunani and Dr MN Harunani
Contract type name	GDS Contract
Purpose of contract	General
Contract start date	01/12/2012
Contract end date	

16/17 Contracted general activity (UDA)	26,306
Carry forward general activity (UDA)	544
16/17 Contracted orthodontic activity (UOA)	0
Carry forward orthodontic activity (UOA)	0
Baseline contract value	£680,272.34

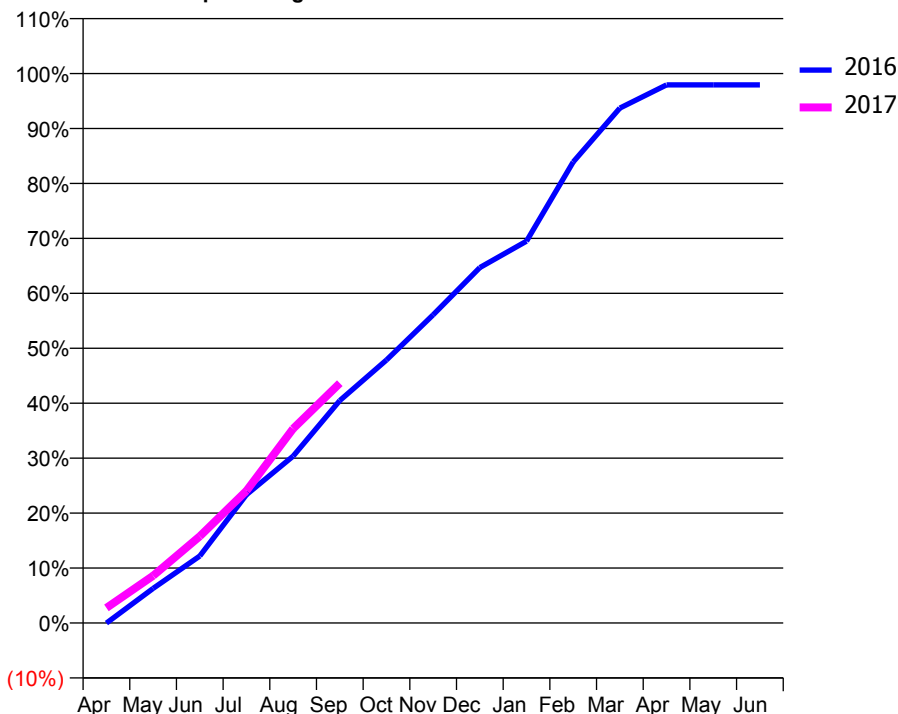
ACCESS*

Patients seen in 24 months	Total	Change since previous quarter
Quarter ending September 2015	7,239	
Quarter ending December 2015	7,280	→
Quarter ending March 2016	7,328	→
Quarter ending June 2016	7,254	↓
Quarter ending September 2016	7,264	→
Variance since September 2015	0.3%	→



ACTIVITY

Cumulative percentage of contracted UDA delivered 2016 & 2017



Adjusted Scheduled Activity (UDA)

Month	2016	2017
April	-11	722
May	1,658	2,262
June	3,207	4,150
July	6,146	6,327
August	7,986	9,304
September	10,652	11,482
October	12,594	
November	14,757	
December	17,013	
January	18,282	
February	22,071	
March	24,653	
April	25,761	
May	25,761	
June	25,762	

QUALITY

	Quantity	Base Number	Contract	AT	Region	England
% of FP17s for the same patient ID Re-attending within 3 months - Children	71	1,010	7.0%	10.4%	11.8%	12.4%
% of FP17s for the same patient ID Re-attending within 3 months - Adults	283	2,886	9.8%	15.9%	17.1%	16.7%
% of FP17s for the same patient ID Re-attending between 3 & 9 months - Children	431	1,010	42.7%	47.1%	45.8%	57.4%
% of FP17s for the same patient ID Re-attending between 3 & 9 months - Adults	935	2,886	32.4%	37.7%	37.6%	50.5%
% of FP17s for Band 1 Urgent Courses	357	3,564	10.0%	10.1%	10.6%	9.1%
% of FP17s Relating to Free Repair or Replacements	2	3,564	0.1%	0.6%	0.6%	0.8%
% of FP17s Relating to Continuations	40	3,564	1.1%	1.1%	0.9%	1.3%
% of Patients satisfied with the dentistry they have received	2	2	N/A	90.5%	90.2%	93.2%
% of Patients satisfied with the time they had to wait for an appointment	2	2	N/A	85.8%	83.8%	89.0%

* This is based on patients treated on this contract for their most recent course of treatment. Figures in italics indicate the base number of FP17s or Patient Questionnaire responses are less than 100. N/A is shown where the base number of responses is less than 10 during the period. % is calculated as Quantity/Base number*100

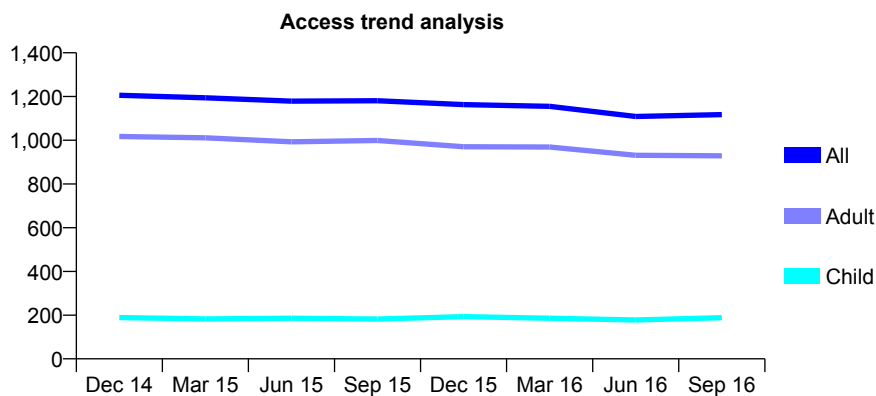
Q63 - Vital Signs At a Glance Contract Report for 196932/0001 - September 2016

Name or company name	Miss C McCarthy & Miss M McCarthy
Contract type name	GDS Contract
Purpose of contract	General
Contract start date	01/08/2010
Contract end date	

16/17 Contracted general activity (UDA)	2,200
Carry forward general activity (UDA)	0
16/17 Contracted orthodontic activity (UOA)	0
Carry forward orthodontic activity (UOA)	0
Baseline contract value	£56,566.68

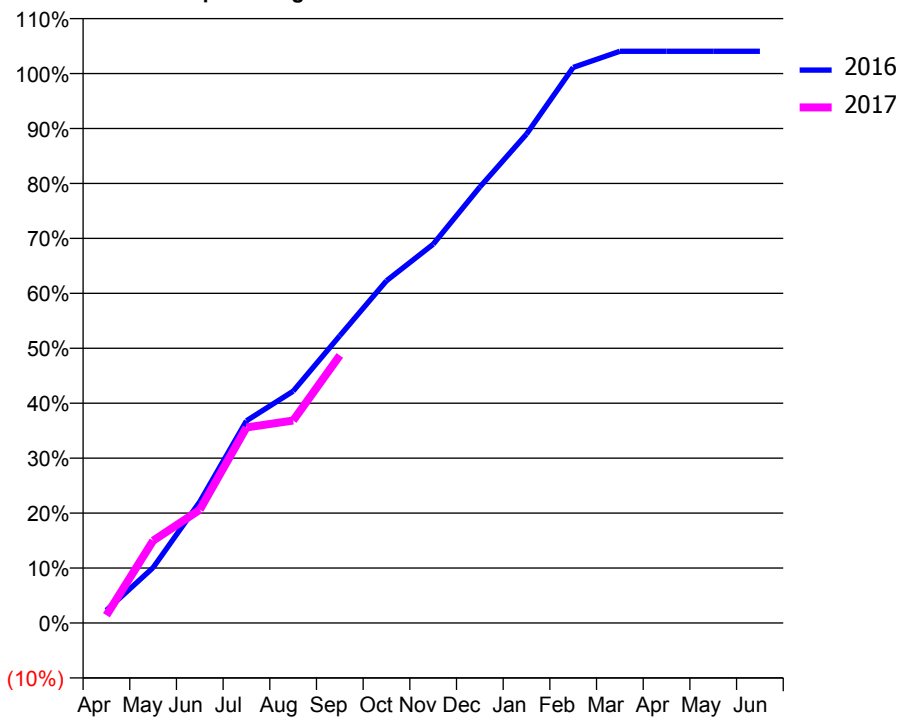
ACCESS*

Patients seen in 24 months	Total	Change since previous quarter
Quarter ending September 2015	1,181	
Quarter ending December 2015	1,163	↓
Quarter ending March 2016	1,155	→
Quarter ending June 2016	1,109	↓
Quarter ending September 2016	1,117	→
Variance since September 2015	(5.4%)	↓



ACTIVITY

Cumulative percentage of contracted UDA delivered 2016 & 2017



Adjusted Scheduled Activity (UDA)

Month	2016	2017
April	51	31
May	222	330
June	486	454
July	810	783
August	928	811
September	1,150	1,071
October	1,370	
November	1,516	
December	1,745	
January	1,957	
February	2,224	
March	2,289	
April	2,289	
May	2,289	
June	2,289	

QUALITY

	Quantity	Base Number	Contract	AT	Region	England
% of FP17s for the same patient ID Re-attending within 3 months - Children	0	103	0.0%	10.4%	11.8%	12.4%
% of FP17s for the same patient ID Re-attending within 3 months - Adults	6	483	1.2%	15.9%	17.1%	16.7%
% of FP17s for the same patient ID Re-attending between 3 & 9 months - Children	50	103	48.5%	47.1%	45.8%	57.4%
% of FP17s for the same patient ID Re-attending between 3 & 9 months - Adults	278	483	57.6%	37.7%	37.6%	50.5%
% of FP17s for Band 1 Urgent Courses	40	586	6.8%	10.1%	10.6%	9.1%
% of FP17s Relating to Free Repair or Replacements	0	586	0.0%	0.6%	0.6%	0.8%
% of FP17s Relating to Continuations	0	586	0.0%	1.1%	0.9%	1.3%
% of Patients satisfied with the dentistry they have received	1	1	N/A	90.5%	90.2%	93.2%
% of Patients satisfied with the time they had to wait for an appointment	1	1	N/A	85.8%	83.8%	89.0%

* This is based on patients treated on this contract for their most recent course of treatment. Figures in italics indicate the base number of FP17s or Patient Questionnaire responses are less than 100. N/A is shown where the base number of responses is less than 10 during the period. % is calculated as Quantity/Base number*100

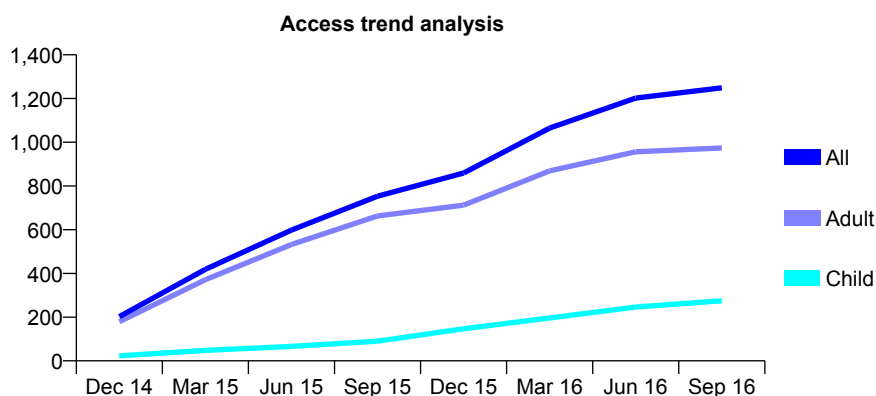
Q63 - Vital Signs At a Glance Contract Report for 198544/0001 - September 2016

Name or company name	Dr Zuleyha Cetinkaya DUZGUNOGLU
Contract type name	GDS Contract
Purpose of contract	General
Contract start date	01/06/2014
Contract end date	

16/17 Contracted general activity (UDA)	2,200
Carry forward general activity (UDA)	-10
16/17 Contracted orthodontic activity (UOA)	0
Carry forward orthodontic activity (UOA)	0
Baseline contract value	£70,027.70

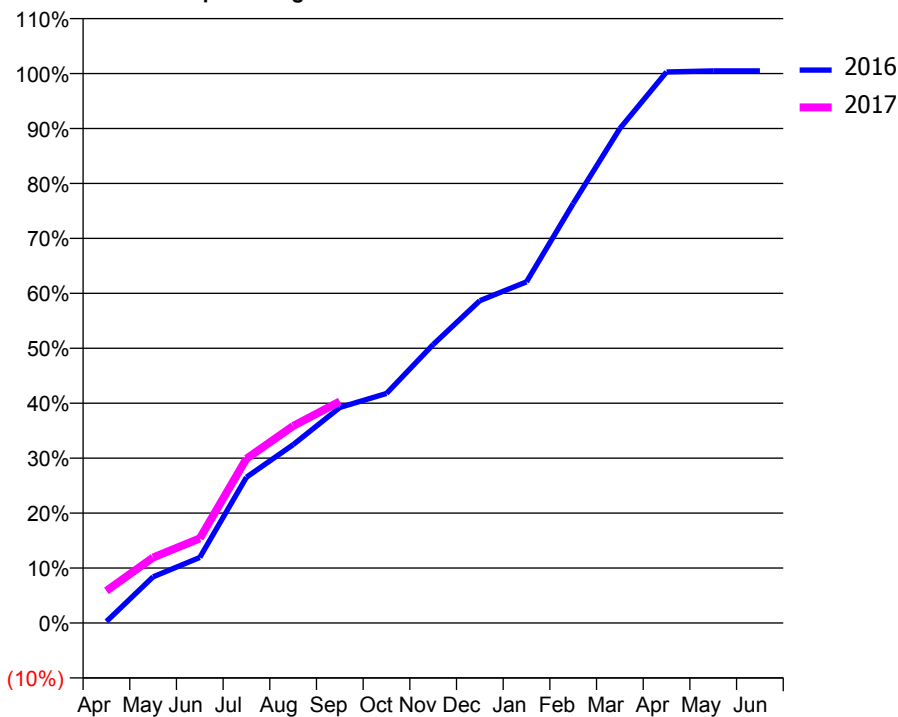
ACCESS*

Patients seen in 24 months	Total	Change since previous quarter
Quarter ending September 2015	753	
Quarter ending December 2015	859	↑
Quarter ending March 2016	1,065	↑
Quarter ending June 2016	1,202	↑
Quarter ending September 2016	1,249	↑
Variance since September 2015	65.9%	↑



ACTIVITY

Cumulative percentage of contracted UDA delivered 2016 & 2017



Month	Adjusted Scheduled Activity (UDA)	
	2016	2017
April	6	129
May	185	262
June	262	339
July	584	658
August	714	789
September	863	887
October	919	
November	1,115	
December	1,290	
January	1,366	
February	1,679	
March	1,980	
April	2,206	
May	2,210	
June	2,210	

QUALITY

	Quantity	Base Number	Contract	AT	Region	England
% of FP17s for the same patient ID Re-attending within 3 months - Children	6	149	4.0%	10.4%	11.8%	12.4%
% of FP17s for the same patient ID Re-attending within 3 months - Adults	30	359	8.4%	15.9%	17.1%	16.7%
% of FP17s for the same patient ID Re-attending between 3 & 9 months - Children	57	149	38.3%	47.1%	45.8%	57.4%
% of FP17s for the same patient ID Re-attending between 3 & 9 months - Adults	110	359	30.6%	37.7%	37.6%	50.5%
% of FP17s for Band 1 Urgent Courses	31	389	8.0%	10.1%	10.6%	9.1%
% of FP17s Relating to Free Repair or Replacements	1	389	0.3%	0.6%	0.6%	0.8%
% of FP17s Relating to Continuations	5	389	1.3%	1.1%	0.9%	1.3%
% of Patients satisfied with the dentistry they have received	0	0	N/A	90.5%	90.2%	93.2%
% of Patients satisfied with the time they had to wait for an appointment	0	0	N/A	85.8%	83.8%	89.0%

* This is based on patients treated on this contract for their most recent course of treatment. Figures in italics indicate the base number of FP17s or Patient Questionnaire responses are less than 100. N/A is shown where the base number of responses is less than 10 during the period. % is calculated as Quantity/Base number*100

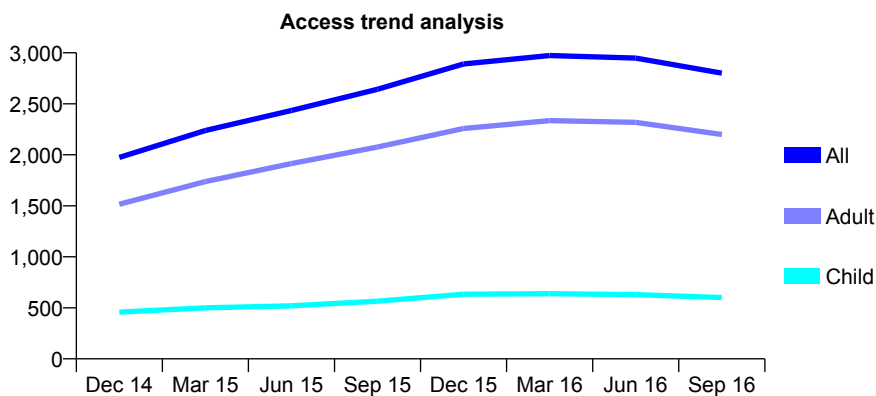
Q63 - Vital Signs At a Glance Contract Report for 198897/0001 - September 2016

Name or company name	Dr D Patel and Dr K Patel
Contract type name	GDS Contract
Purpose of contract	General
Contract start date	01/11/2013
Contract end date	

16/17 Contracted general activity (UDA)	13,000
Carry forward general activity (UDA)	216
16/17 Contracted orthodontic activity (UOA)	0
Carry forward orthodontic activity (UOA)	0
Baseline contract value	£329,311.49

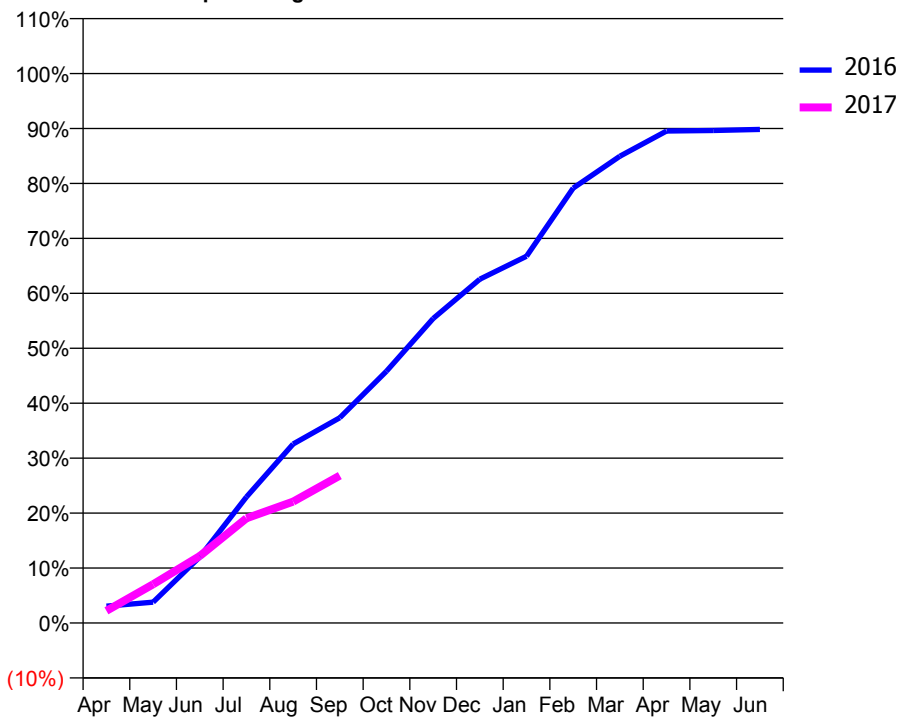
ACCESS*

Patients seen in 24 months	Total	Change since previous quarter
Quarter ending September 2015	2,642	
Quarter ending December 2015	2,891	↑
Quarter ending March 2016	2,973	↑
Quarter ending June 2016	2,948	→
Quarter ending September 2016	2,800	↓
Variance since September 2015	6.0%	↑



ACTIVITY

Cumulative percentage of contracted UDA delivered 2016 & 2017



Month	Adjusted Scheduled Activity (UDA)	
	2016	2017
April	399	287
May	494	917
June	1,562	1,586
July	2,983	2,478
August	4,236	2,874
September	4,858	3,487
October	5,958	
November	7,205	
December	8,135	
January	8,676	
February	10,290	
March	11,042	
April	11,639	
May	11,653	
June	11,678	

QUALITY

	Quantity	Base Number	Contract	AT	Region	England
% of FP17s for the same patient ID Re-attending within 3 months - Children	31	261	11.9%	10.4%	11.8%	12.4%
% of FP17s for the same patient ID Re-attending within 3 months - Adults	205	1,002	20.5%	15.9%	17.1%	16.7%
% of FP17s for the same patient ID Re-attending between 3 & 9 months - Children	117	261	44.8%	47.1%	45.8%	57.4%
% of FP17s for the same patient ID Re-attending between 3 & 9 months - Adults	391	1,002	39.0%	37.7%	37.6%	50.5%
% of FP17s for Band 1 Urgent Courses	136	1,063	12.8%	10.1%	10.6%	9.1%
% of FP17s Relating to Free Repair or Replacements	16	1,063	1.5%	0.6%	0.6%	0.8%
% of FP17s Relating to Continuations	40	1,063	3.8%	1.1%	0.9%	1.3%
% of Patients satisfied with the dentistry they have received	0	0	N/A	90.5%	90.2%	93.2%
% of Patients satisfied with the time they had to wait for an appointment	0	0	N/A	85.8%	83.8%	89.0%

* This is based on patients treated on this contract for their most recent course of treatment. Figures in italics indicate the base number of FP17s or Patient Questionnaire responses are less than 100. N/A is shown where the base number of responses is less than 10 during the period. % is calculated as Quantity/Base number*100

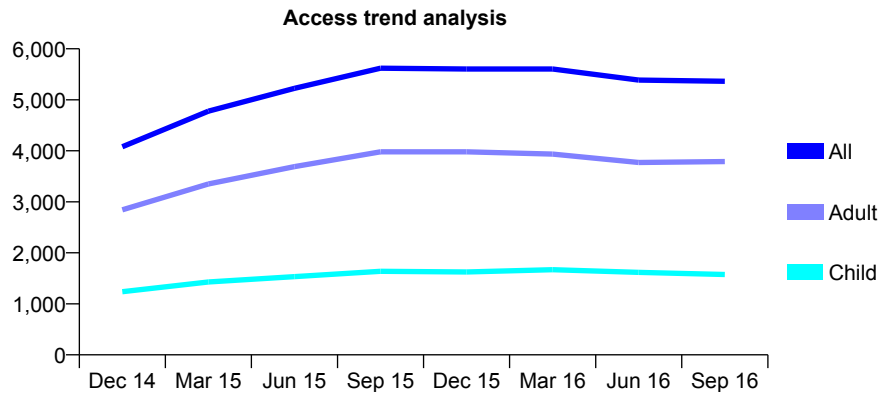
Q63 - Vital Signs At a Glance Contract Report for 198943/0001 - September 2016

Name or company name	P S Photay & Associates
Contract type name	GDS Contract
Purpose of contract	General
Contract start date	01/10/2013
Contract end date	

16/17 Contracted general activity (UDA)	16,824
Carry forward general activity (UDA)	598
16/17 Contracted orthodontic activity (UOA)	0
Carry forward orthodontic activity (UOA)	0
Baseline contract value	£430,143.99

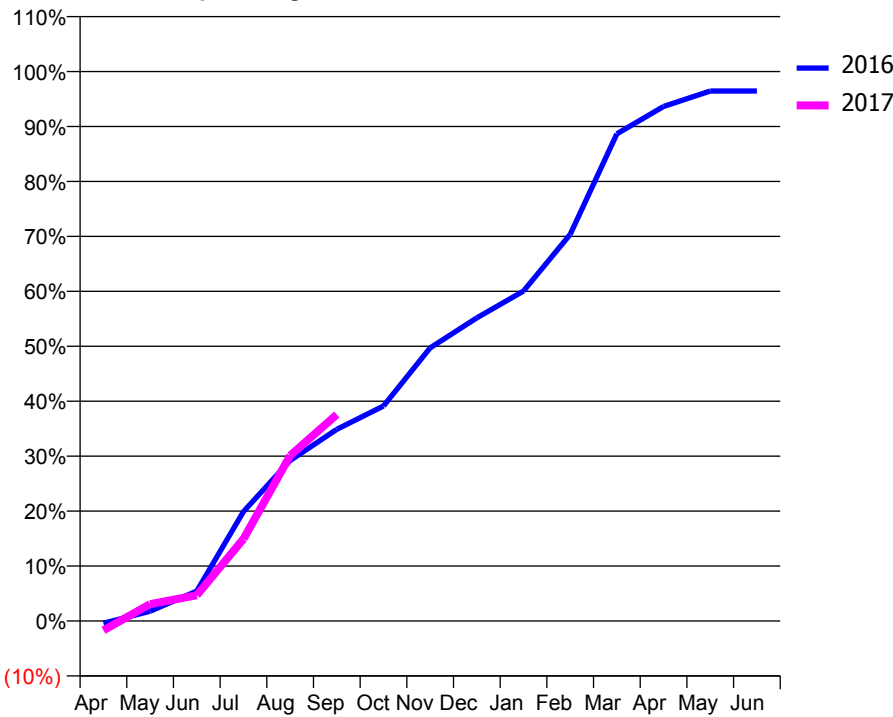
ACCESS*

Patients seen in 24 months	Total	Change since previous quarter
Quarter ending September 2015	5,619	
Quarter ending December 2015	5,605	→
Quarter ending March 2016	5,604	→
Quarter ending June 2016	5,388	↓
Quarter ending September 2016	5,363	→
Variance since September 2015	(4.6%)	↓



ACTIVITY

Cumulative percentage of contracted UDA delivered 2016 & 2017



Month	Adjusted Scheduled Activity (UDA)	
	2016	2017
April	-71	-287
May	301	515
June	918	789
July	3,349	2,514
August	4,915	5,065
September	5,870	6,321
October	6,583	
November	8,363	
December	9,282	
January	10,102	
February	11,839	
March	14,918	
April	15,755	
May	16,225	
June	16,226	

QUALITY

	Quantity	Base Number	Contract	AT	Region	England
% of FP17s for the same patient ID Re-attending within 3 months - Children	46	673	6.8%	10.4%	11.8%	12.4%
% of FP17s for the same patient ID Re-attending within 3 months - Adults	235	1,558	15.1%	15.9%	17.1%	16.7%
% of FP17s for the same patient ID Re-attending between 3 & 9 months - Children	280	673	41.6%	47.1%	45.8%	57.4%
% of FP17s for the same patient ID Re-attending between 3 & 9 months - Adults	417	1,558	26.8%	37.7%	37.6%	50.5%
% of FP17s for Band 1 Urgent Courses	207	1,893	10.9%	10.1%	10.6%	9.1%
% of FP17s Relating to Free Repair or Replacements	4	1,893	0.2%	0.6%	0.6%	0.8%
% of FP17s Relating to Continuations	38	1,893	2.0%	1.1%	0.9%	1.3%
% of Patients satisfied with the dentistry they have received	4	5	N/A	90.5%	90.2%	93.2%
% of Patients satisfied with the time they had to wait for an appointment	4	5	N/A	85.8%	83.8%	89.0%

* This is based on patients treated on this contract for their most recent course of treatment. Figures in italics indicate the base number of FP17s or Patient Questionnaire responses are less than 100. N/A is shown where the base number of responses is less than 10 during the period. % is calculated as Quantity/Base number*100

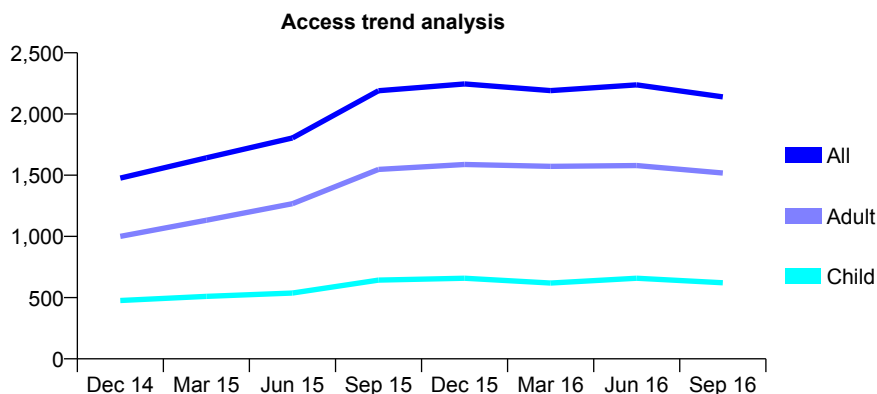
Q63 - Vital Signs At a Glance Contract Report for 198943/0002 - September 2016

Name or company name	P S Photay & Associates
Contract type name	GDS Contract
Purpose of contract	General
Contract start date	01/10/2013
Contract end date	

16/17 Contracted general activity (UDA)	8,520
Carry forward general activity (UDA)	43
16/17 Contracted orthodontic activity (UOA)	0
Carry forward orthodontic activity (UOA)	0
Baseline contract value	£218,922.40

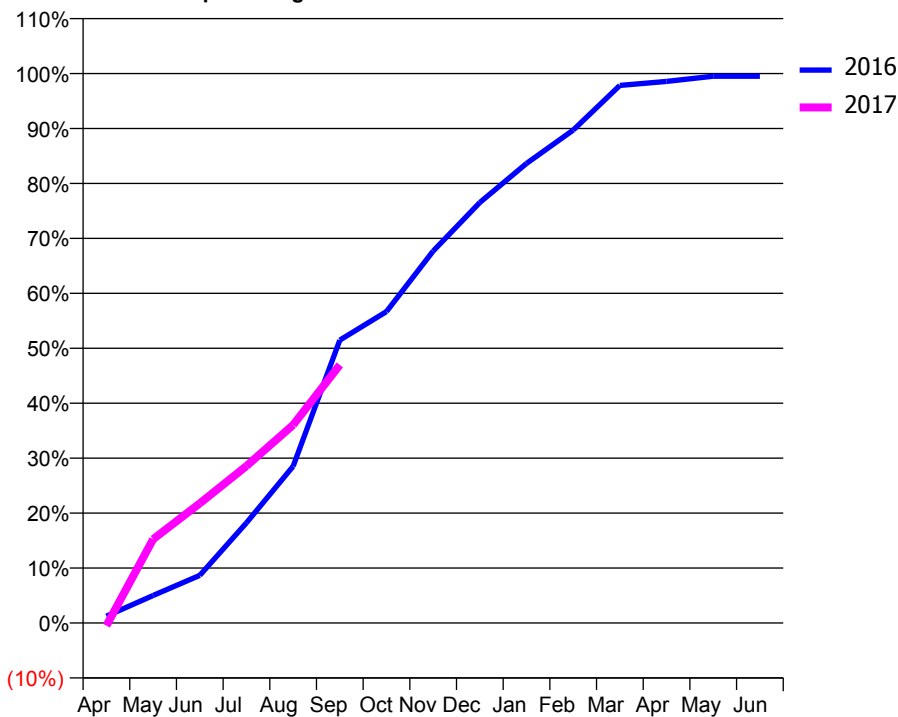
ACCESS*

Patients seen in 24 months	Total	Change since previous quarter
Quarter ending September 2015	2,190	
Quarter ending December 2015	2,246	↑
Quarter ending March 2016	2,191	↓
Quarter ending June 2016	2,238	↑
Quarter ending September 2016	2,140	↓
Variance since September 2015	(2.3%)	↓



ACTIVITY

Cumulative percentage of contracted UDA delivered 2016 & 2017



Month	Adjusted Scheduled Activity (UDA)	
	2016	2017
April	107	-43
May	426	1,299
June	739	1,855
July	1,554	2,435
August	2,431	3,072
September	4,385	4,001
October	4,829	
November	5,768	
December	6,519	
January	7,125	
February	7,642	
March	8,335	
April	8,398	
May	8,477	
June	8,477	

QUALITY

	Quantity	Base Number	Contract	AT	Region	England
% of FP17s for the same patient ID Re-attending within 3 months - Children	35	422	8.3%	10.4%	11.8%	12.4%
% of FP17s for the same patient ID Re-attending within 3 months - Adults	130	748	17.4%	15.9%	17.1%	16.7%
% of FP17s for the same patient ID Re-attending between 3 & 9 months - Children	199	422	47.2%	47.1%	45.8%	57.4%
% of FP17s for the same patient ID Re-attending between 3 & 9 months - Adults	213	748	28.5%	37.7%	37.6%	50.5%
% of FP17s for Band 1 Urgent Courses	152	1,129	13.5%	10.1%	10.6%	9.1%
% of FP17s Relating to Free Repair or Replacements	0	1,129	0.0%	0.6%	0.6%	0.8%
% of FP17s Relating to Continuations	10	1,129	0.9%	1.1%	0.9%	1.3%
% of Patients satisfied with the dentistry they have received	1	1	N/A	90.5%	90.2%	93.2%
% of Patients satisfied with the time they had to wait for an appointment	1	1	N/A	85.8%	83.8%	89.0%

* This is based on patients treated on this contract for their most recent course of treatment. Figures in italics indicate the base number of FP17s or Patient Questionnaire responses are less than 100. N/A is shown where the base number of responses is less than 10 during the period. % is calculated as Quantity/Base number*100

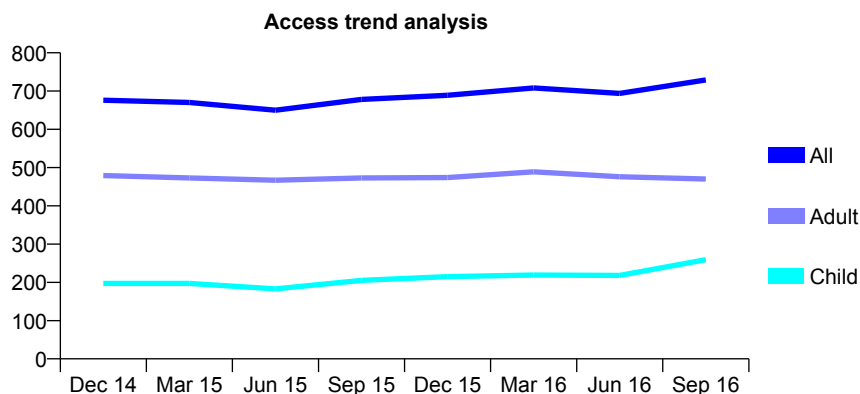
Q63 - Vital Signs At a Glance Contract Report for 199052/0001 - September 2016

Name or company name	Sutton & Merton Community Dental Service
Contract type name	PDS Contract
Purpose of contract	General
Contract start date	01/08/2009
Contract end date	

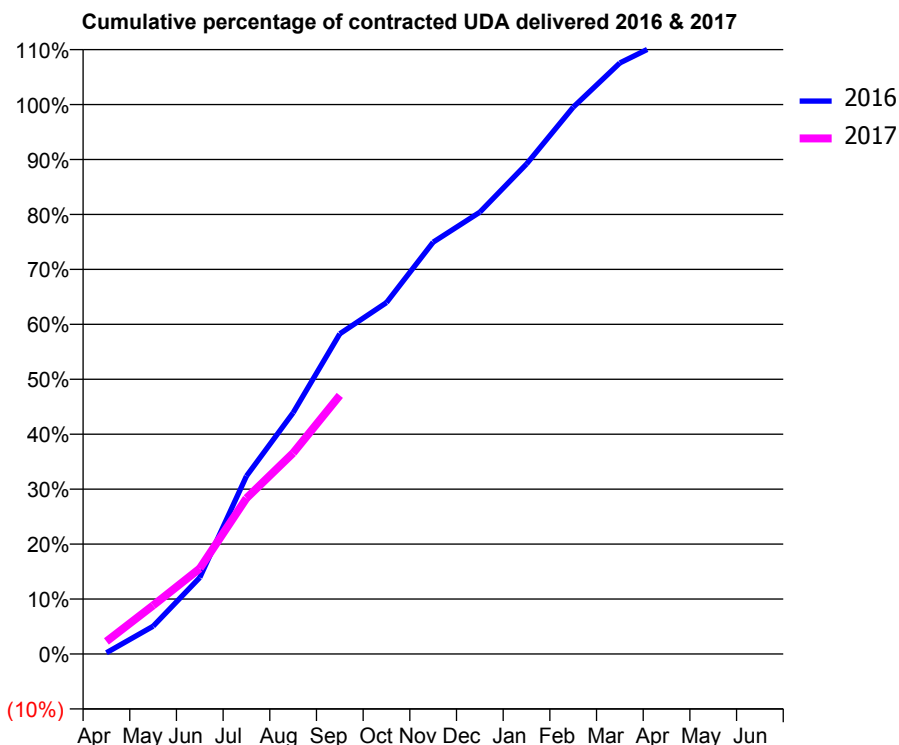
16/17 Contracted general activity (UDA)	1,267
Carry forward general activity (UDA)	0
16/17 Contracted orthodontic activity (UOA)	0
Carry forward orthodontic activity (UOA)	0
Baseline contract value	£0.00

ACCESS*

Patients seen in 24 months	Total	Change since previous quarter
Quarter ending September 2015	678	
Quarter ending December 2015	689	→
Quarter ending March 2016	708	↑
Quarter ending June 2016	694	↓
Quarter ending September 2016	729	↑
Variance since September 2015	7.5%	↑



ACTIVITY



Adjusted Scheduled Activity (UDA)		
Month	2016	2017
April	3	29
May	64	112
June	176	197
July	410	359
August	556	463
September	738	596
October	810	
November	950	
December	1,019	
January	1,130	
February	1,261	
March	1,363	
April	1,416	
May	1,416	
June	1,415	

QUALITY

	Quantity	Base Number	Contract	AT	Region	England
% of FP17s for the same patient ID Re-attending within 3 months - Children	11	215	5.1%	10.4%	11.8%	12.4%
% of FP17s for the same patient ID Re-attending within 3 months - Adults	24	330	7.3%	15.9%	17.1%	16.7%
% of FP17s for the same patient ID Re-attending between 3 & 9 months - Children	110	215	51.2%	47.1%	45.8%	57.4%
% of FP17s for the same patient ID Re-attending between 3 & 9 months - Adults	242	330	73.3%	37.7%	37.6%	50.5%
% of FP17s for Band 1 Urgent Courses	2	437	0.5%	10.1%	10.6%	9.1%
% of FP17s Relating to Free Repair or Replacements	1	437	0.2%	0.6%	0.6%	0.8%
% of FP17s Relating to Continuations	0	437	0.0%	1.1%	0.9%	1.3%
% of Patients satisfied with the dentistry they have received	0	0	N/A	90.5%	90.2%	93.2%
% of Patients satisfied with the time they had to wait for an appointment	0	0	N/A	85.8%	83.8%	89.0%

* This is based on patients treated on this contract for their most recent course of treatment. Figures in italics indicate the base number of FP17s or Patient Questionnaire responses are less than 100. N/A is shown where the base number of responses is less than 10 during the period. % is calculated as Quantity/Base number*100

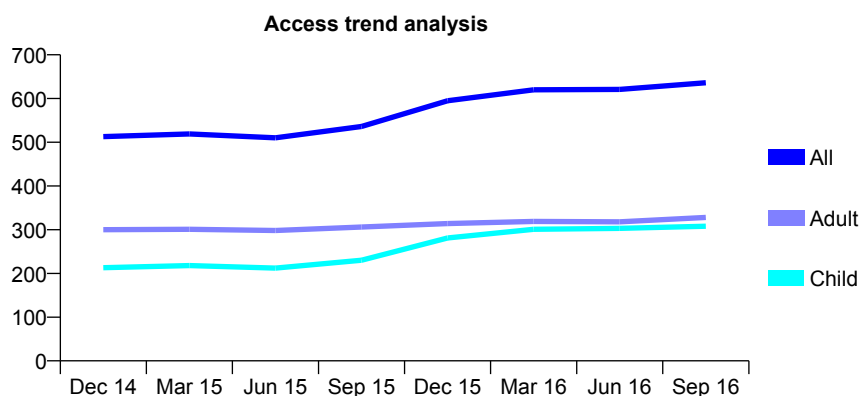
Q63 - Vital Signs At a Glance Contract Report for 199052/0002 - September 2016

Name or company name	Sutton & Merton Community Dental Service
Contract type name	PDS Contract
Purpose of contract	General
Contract start date	01/08/2009
Contract end date	31/07/2019

16/17 Contracted general activity (UDA)	1,245
Carry forward general activity (UDA)	0
16/17 Contracted orthodontic activity (UOA)	0
Carry forward orthodontic activity (UOA)	0
Baseline contract value	£0.00

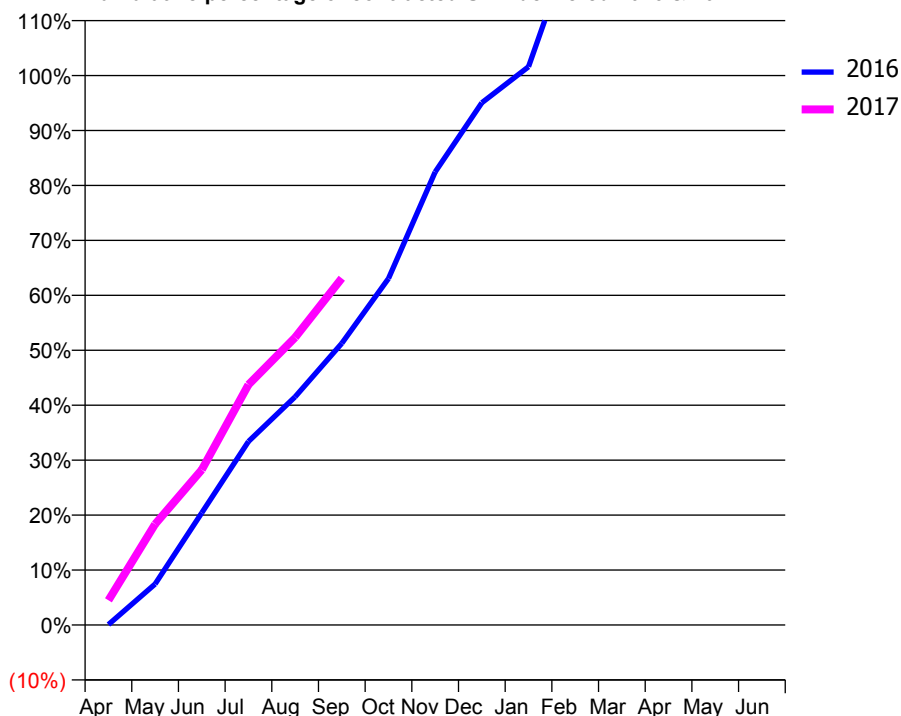
ACCESS*

Patients seen in 24 months	Total	Change since previous quarter
Quarter ending September 2015	536	
Quarter ending December 2015	595	↑
Quarter ending March 2016	620	↑
Quarter ending June 2016	621	→
Quarter ending September 2016	636	↑
Variance since September 2015	18.7%	↑



ACTIVITY

Cumulative percentage of contracted UDA delivered 2016 & 2017



Month	Adjusted Scheduled Activity (UDA)	
	2016	2017
April	1	56
May	93	229
June	254	352
July	416	545
August	517	651
September	638	786
October	785	
November	1,026	
December	1,183	
January	1,265	
February	1,563	
March	1,721	
April	1,804	
May	1,793	
June	1,794	

QUALITY

	Quantity	Base Number	Contract	AT	Region	England
% of FP17s for the same patient ID Re-attending within 3 months - Children	30	254	11.8%	10.4%	11.8%	12.4%
% of FP17s for the same patient ID Re-attending within 3 months - Adults	29	250	11.6%	15.9%	17.1%	16.7%
% of FP17s for the same patient ID Re-attending between 3 & 9 months - Children	144	254	56.7%	47.1%	45.8%	57.4%
% of FP17s for the same patient ID Re-attending between 3 & 9 months - Adults	180	250	72.0%	37.7%	37.6%	50.5%
% of FP17s for Band 1 Urgent Courses	14	466	3.0%	10.1%	10.6%	9.1%
% of FP17s Relating to Free Repair or Replacements	3	466	0.6%	0.6%	0.6%	0.8%
% of FP17s Relating to Continuations	0	466	0.0%	1.1%	0.9%	1.3%
% of Patients satisfied with the dentistry they have received	0	0	N/A	90.5%	90.2%	93.2%
% of Patients satisfied with the time they had to wait for an appointment	0	0	N/A	85.8%	83.8%	89.0%

* This is based on patients treated on this contract for their most recent course of treatment. Figures in italics indicate the base number of FP17s or Patient Questionnaire responses are less than 100. N/A is shown where the base number of responses is less than 10 during the period. % is calculated as Quantity/Base number*100

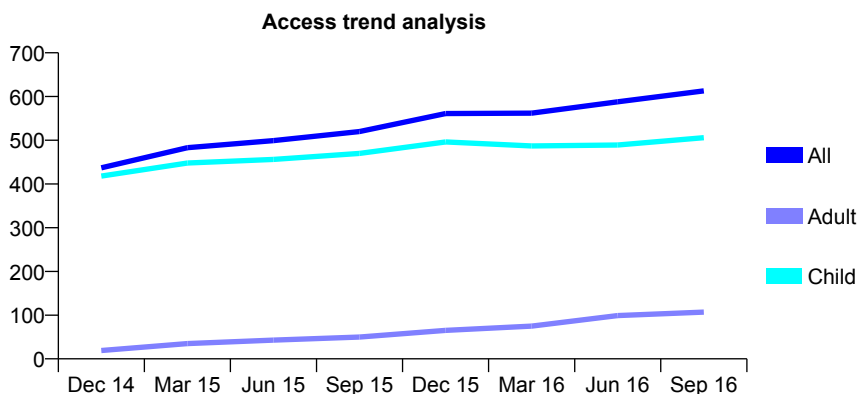
Q63 - Vital Signs At a Glance Contract Report for 199052/0005 - September 2016

Name or company name	Sutton & Merton Community Dental Service
Contract type name	PDS Contract
Purpose of contract	General
Contract start date	01/08/2009
Contract end date	

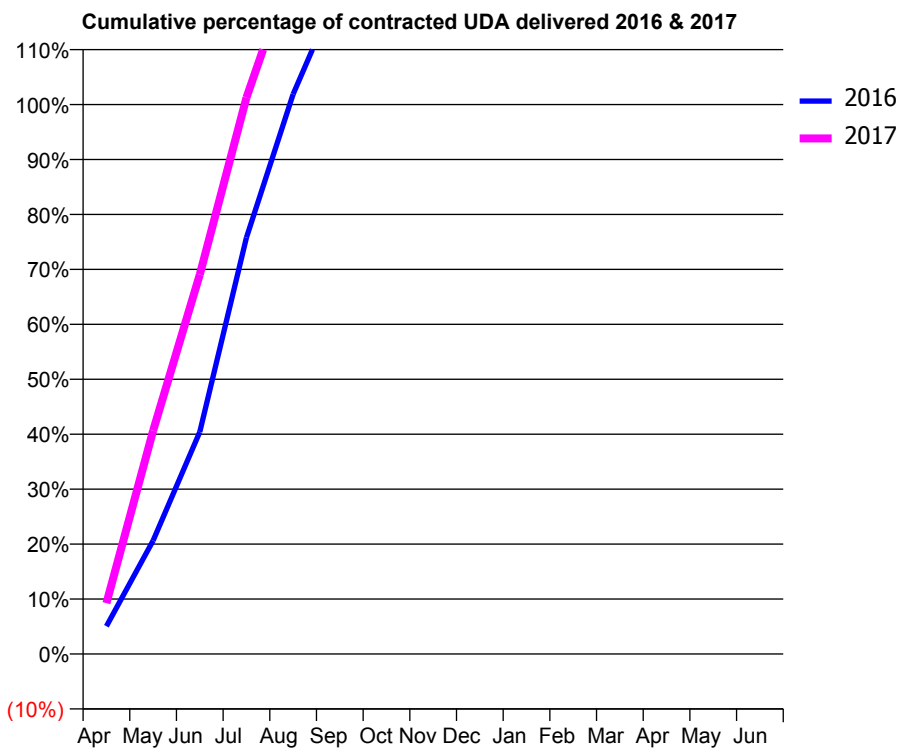
16/17 Contracted general activity (UDA)	475
Carry forward general activity (UDA)	0
16/17 Contracted orthodontic activity (UOA)	0
Carry forward orthodontic activity (UOA)	0
Baseline contract value	£0.00

ACCESS*

Patients seen in 24 months	Total	Change since previous quarter
Quarter ending September 2015	520	
Quarter ending December 2015	561	↑
Quarter ending March 2016	562	→
Quarter ending June 2016	588	↑
Quarter ending September 2016	613	↑
Variance since September 2015	17.9%	↑



ACTIVITY



Month	Adjusted Scheduled Activity (UDA)	
	2016	2017
April	24	44
May	98	193
June	192	328
July	360	481
August	484	597
September	577	712
October	692	
November	910	
December	1,022	
January	1,109	
February	1,296	
March	1,448	
April	1,490	
May	1,490	
June	1,490	

QUALITY

	Quantity	Base Number	Contract	AT	Region	England
% of FP17s for the same patient ID Re-attending within 3 months - Children	39	472	8.3%	10.4%	11.8%	12.4%
% of FP17s for the same patient ID Re-attending within 3 months - Adults	1	88	1.1%	15.9%	17.1%	16.7%
% of FP17s for the same patient ID Re-attending between 3 & 9 months - Children	298	472	63.1%	47.1%	45.8%	57.4%
% of FP17s for the same patient ID Re-attending between 3 & 9 months - Adults	46	88	52.3%	37.7%	37.6%	50.5%
% of FP17s for Band 1 Urgent Courses	0	530	0.0%	10.1%	10.6%	9.1%
% of FP17s Relating to Free Repair or Replacements	6	530	1.1%	0.6%	0.6%	0.8%
% of FP17s Relating to Continuations	0	530	0.0%	1.1%	0.9%	1.3%
% of Patients satisfied with the dentistry they have received	0	0	N/A	90.5%	90.2%	93.2%
% of Patients satisfied with the time they had to wait for an appointment	0	0	N/A	85.8%	83.8%	89.0%

* This is based on patients treated on this contract for their most recent course of treatment. Figures in italics indicate the base number of FP17s or Patient Questionnaire responses are less than 100. N/A is shown where the base number of responses is less than 10 during the period. % is calculated as Quantity/Base number*100

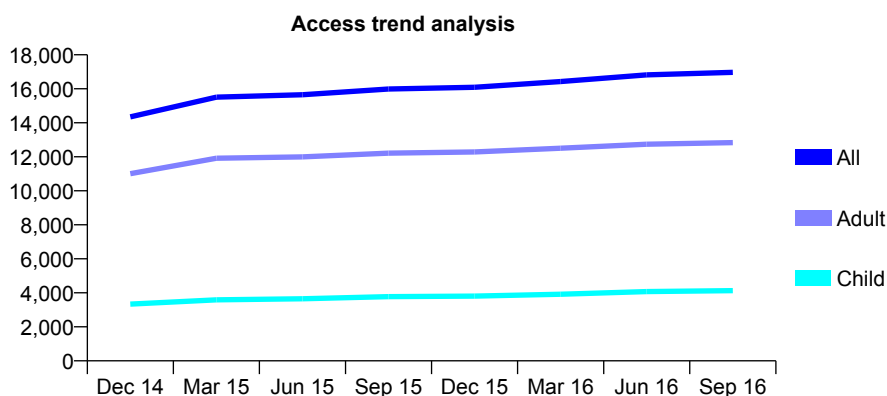
Q63 - Vital Signs At a Glance Contract Report for 199214/0001 - September 2016

Name or company name	L. Ziman & Associates
Contract type name	GDS Contract
Purpose of contract	General
Contract start date	01/04/2013
Contract end date	

16/17 Contracted general activity (UDA)	51,912
Carry forward general activity (UDA)	0
16/17 Contracted orthodontic activity (UOA)	0
Carry forward orthodontic activity (UOA)	0
Baseline contract value	£1,318,291.56

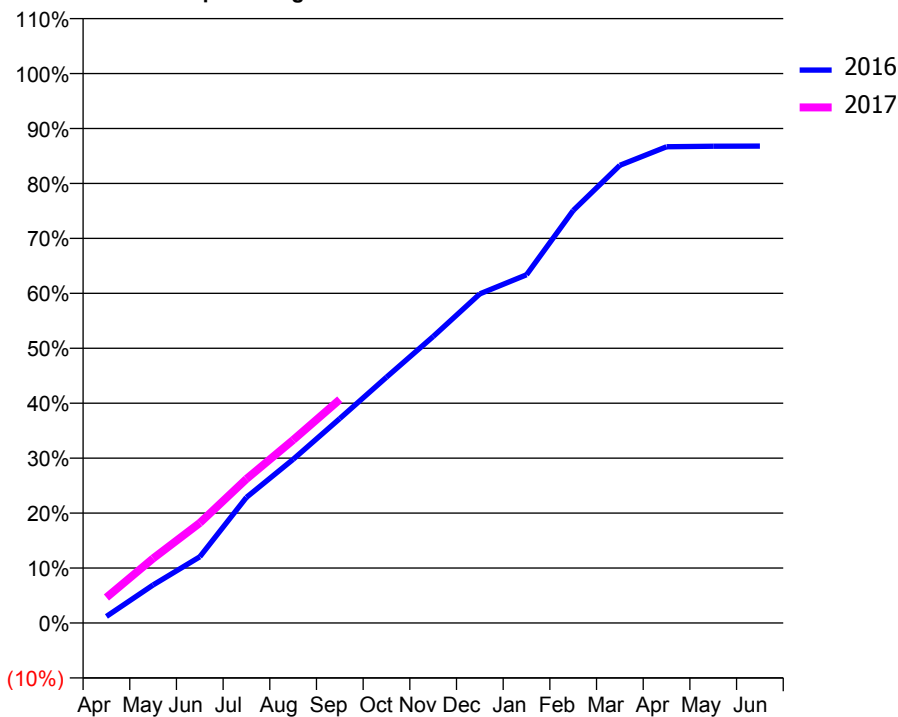
ACCESS*

Patients seen in 24 months	Total	Change since previous quarter
Quarter ending September 2015	15,990	
Quarter ending December 2015	16,090	→
Quarter ending March 2016	16,424	↑
Quarter ending June 2016	16,819	↑
Quarter ending September 2016	16,966	→
Variance since September 2015	6.1%	↑



ACTIVITY

Cumulative percentage of contracted UDA delivered 2016 & 2017



Month	Adjusted Scheduled Activity (UDA)	
	2016	2017
April	618	2,406
May	3,600	6,109
June	6,261	9,452
July	11,878	13,614
August	15,465	17,286
September	19,318	21,117
October	23,226	
November	27,071	
December	31,100	
January	32,898	
February	38,975	
March	43,236	
April	44,989	
May	45,039	
June	45,052	

QUALITY

	Quantity	Base Number	Contract	AT	Region	England
% of FP17s for the same patient ID Re-attending within 3 months - Children	177	2,927	6.0%	10.4%	11.8%	12.4%
% of FP17s for the same patient ID Re-attending within 3 months - Adults	769	7,460	10.3%	15.9%	17.1%	16.7%
% of FP17s for the same patient ID Re-attending between 3 & 9 months - Children	1,620	2,927	55.3%	47.1%	45.8%	57.4%
% of FP17s for the same patient ID Re-attending between 3 & 9 months - Adults	3,155	7,460	42.3%	37.7%	37.6%	50.5%
% of FP17s for Band 1 Urgent Courses	772	9,426	8.2%	10.1%	10.6%	9.1%
% of FP17s Relating to Free Repair or Replacements	154	9,426	1.6%	0.6%	0.6%	0.8%
% of FP17s Relating to Continuations	41	9,426	0.4%	1.1%	0.9%	1.3%
% of Patients satisfied with the dentistry they have received	7	7	N/A	90.5%	90.2%	93.2%
% of Patients satisfied with the time they had to wait for an appointment	6	7	N/A	85.8%	83.8%	89.0%

* This is based on patients treated on this contract for their most recent course of treatment. Figures in italics indicate the base number of FP17s or Patient Questionnaire responses are less than 100. N/A is shown where the base number of responses is less than 10 during the period. % is calculated as Quantity/Base number*100

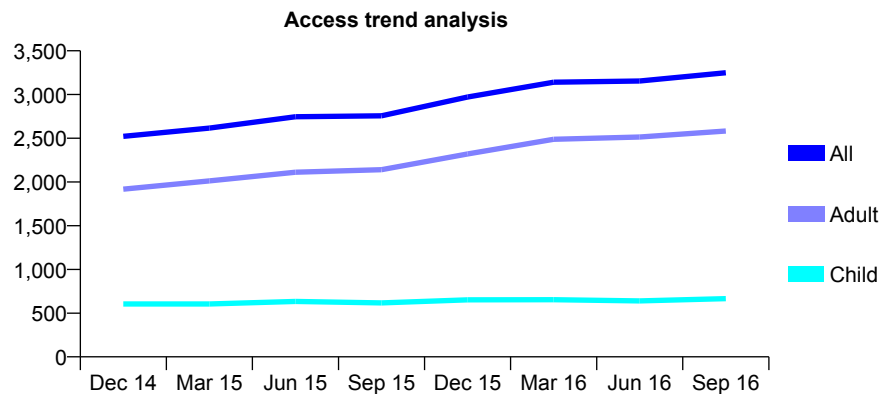
Q63 - Vital Signs At a Glance Contract Report for 199249/0001 - September 2016

Name or company name	Maxident Limited
Contract type name	GDS Contract
Purpose of contract	General
Contract start date	01/03/2011
Contract end date	

16/17 Contracted general activity (UDA)	9,489
Carry forward general activity (UDA)	0
16/17 Contracted orthodontic activity (UOA)	0
Carry forward orthodontic activity (UOA)	0
Baseline contract value	£267,315.01

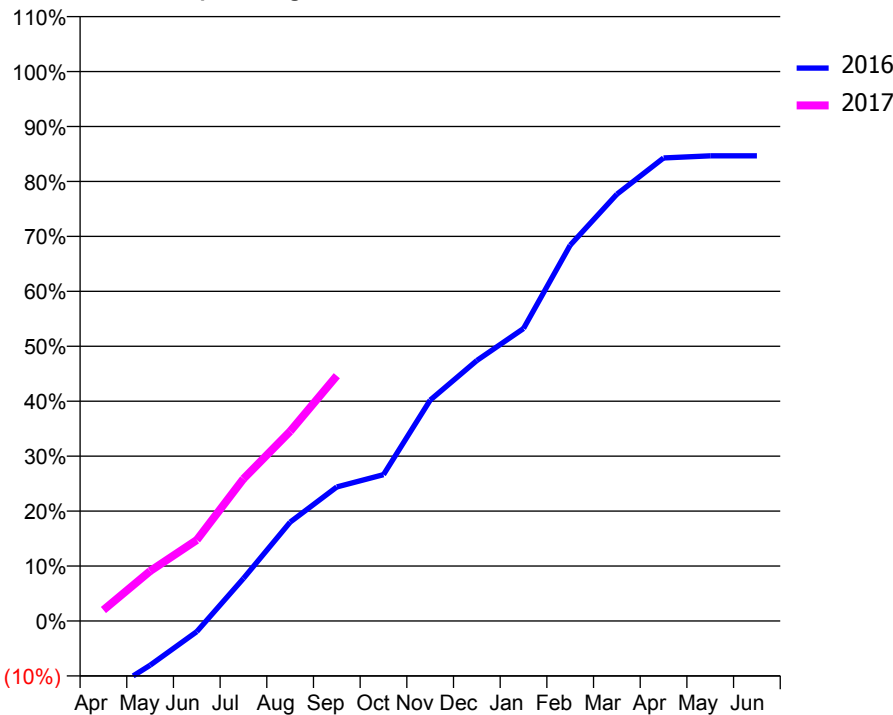
ACCESS*

Patients seen in 24 months	Total	Change since previous quarter
Quarter ending September 2015	2,757	
Quarter ending December 2015	2,972	↑
Quarter ending March 2016	3,141	↑
Quarter ending June 2016	3,154	→
Quarter ending September 2016	3,249	↑
Variance since September 2015	17.8%	↑



ACTIVITY

Cumulative percentage of contracted UDA delivered 2016 & 2017



Month	Adjusted Scheduled Activity (UDA)	
	2016	2017
April	-1,277	190
May	-765	863
June	-185	1,400
July	735	2,456
August	1,708	3,275
September	2,316	4,235
October	2,528	
November	3,814	
December	4,498	
January	5,050	
February	6,490	
March	7,369	
April	7,996	
May	8,032	
June	8,033	

QUALITY

	Quantity	Base Number	Contract	AT	Region	England
% of FP17s for the same patient ID Re-attending within 3 months - Children	26	372	7.0%	10.4%	11.8%	12.4%
% of FP17s for the same patient ID Re-attending within 3 months - Adults	227	1,374	16.5%	15.9%	17.1%	16.7%
% of FP17s for the same patient ID Re-attending between 3 & 9 months - Children	137	372	36.8%	47.1%	45.8%	57.4%
% of FP17s for the same patient ID Re-attending between 3 & 9 months - Adults	346	1,374	25.2%	37.7%	37.6%	50.5%
% of FP17s for Band 1 Urgent Courses	120	1,565	7.7%	10.1%	10.6%	9.1%
% of FP17s Relating to Free Repair or Replacements	2	1,565	0.1%	0.6%	0.6%	0.8%
% of FP17s Relating to Continuations	1	1,565	0.1%	1.1%	0.9%	1.3%
% of Patients satisfied with the dentistry they have received	0	0	N/A	90.5%	90.2%	93.2%
% of Patients satisfied with the time they had to wait for an appointment	0	0	N/A	85.8%	83.8%	89.0%

* This is based on patients treated on this contract for their most recent course of treatment. Figures in italics indicate the base number of FP17s or Patient Questionnaire responses are less than 100. N/A is shown where the base number of responses is less than 10 during the period. % is calculated as Quantity/Base number*100

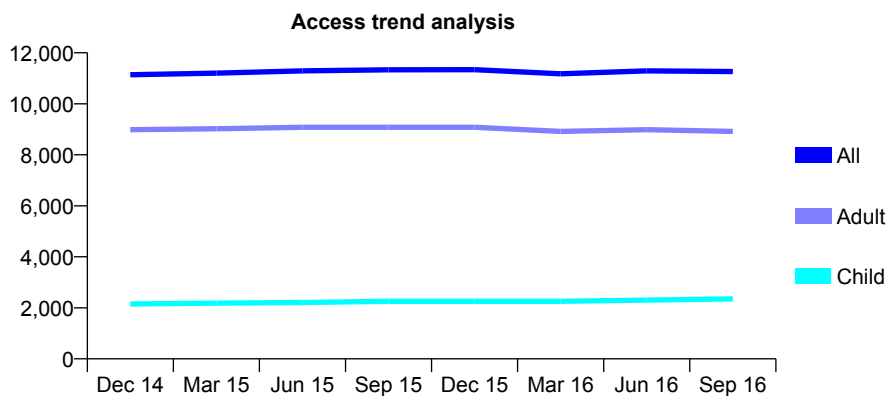
Q63 - Vital Signs At a Glance Contract Report for 199443/0001 - September 2016

Name or company name	Namta Ltd
Contract type name	GDS Contract
Purpose of contract	General
Contract start date	01/04/2011
Contract end date	

16/17 Contracted general activity (UDA)	26,885
Carry forward general activity (UDA)	0
16/17 Contracted orthodontic activity (UOA)	0
Carry forward orthodontic activity (UOA)	0
Baseline contract value	£711,049.44

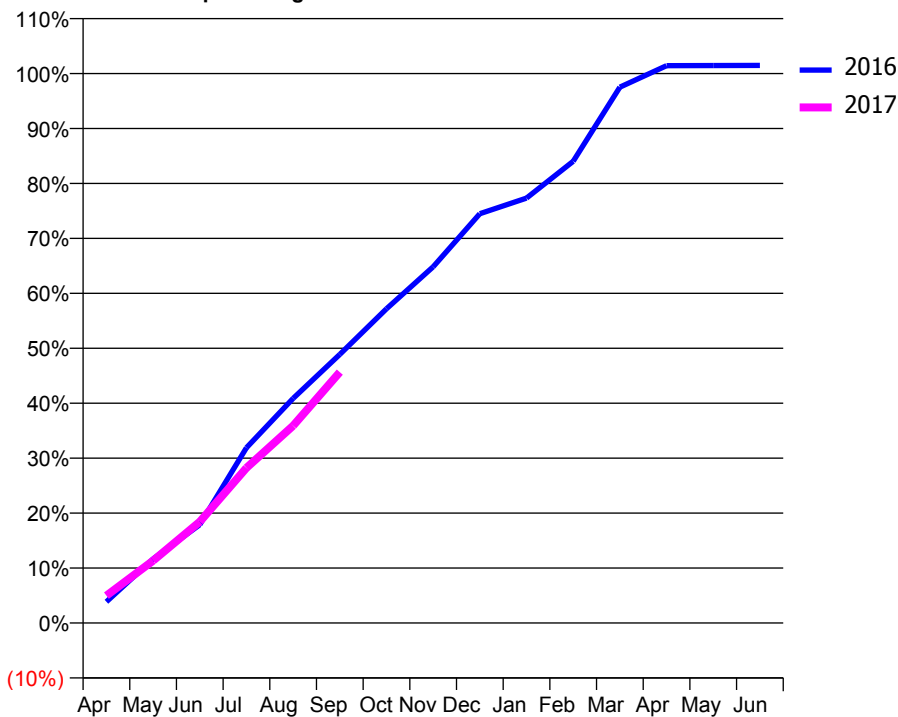
ACCESS*

Patients seen in 24 months	Total	Change since previous quarter
Quarter ending September 2015	11,333	
Quarter ending December 2015	11,336	→
Quarter ending March 2016	11,178	↓
Quarter ending June 2016	11,292	→
Quarter ending September 2016	11,267	→
Variance since September 2015	(0.6%)	→



ACTIVITY

Cumulative percentage of contracted UDA delivered 2016 & 2017



Month	Adjusted Scheduled Activity (UDA)	
	2016	2017
April	1,019	1,341
May	3,062	3,050
June	4,700	4,956
July	8,371	7,593
August	10,732	9,650
September	12,835	12,273
October	15,015	
November	17,022	
December	19,557	
January	20,298	
February	22,057	
March	25,601	
April	26,625	
May	26,632	
June	26,641	

QUALITY

	Quantity	Base Number	Contract	AT	Region	England
% of FP17s for the same patient ID Re-attending within 3 months - Children	101	1,450	7.0%	10.4%	11.8%	12.4%
% of FP17s for the same patient ID Re-attending within 3 months - Adults	656	4,604	14.2%	15.9%	17.1%	16.7%
% of FP17s for the same patient ID Re-attending between 3 & 9 months - Children	545	1,450	37.6%	47.1%	45.8%	57.4%
% of FP17s for the same patient ID Re-attending between 3 & 9 months - Adults	1,472	4,604	32.0%	37.7%	37.6%	50.5%
% of FP17s for Band 1 Urgent Courses	811	5,548	14.6%	10.1%	10.6%	9.1%
% of FP17s Relating to Free Repair or Replacements	26	5,548	0.5%	0.6%	0.6%	0.8%
% of FP17s Relating to Continuations	15	5,548	0.3%	1.1%	0.9%	1.3%
% of Patients satisfied with the dentistry they have received	1	1	N/A	90.5%	90.2%	93.2%
% of Patients satisfied with the time they had to wait for an appointment	1	1	N/A	85.8%	83.8%	89.0%

* This is based on patients treated on this contract for their most recent course of treatment. Figures in italics indicate the base number of FP17s or Patient Questionnaire responses are less than 100. N/A is shown where the base number of responses is less than 10 during the period. % is calculated as Quantity/Base number*100

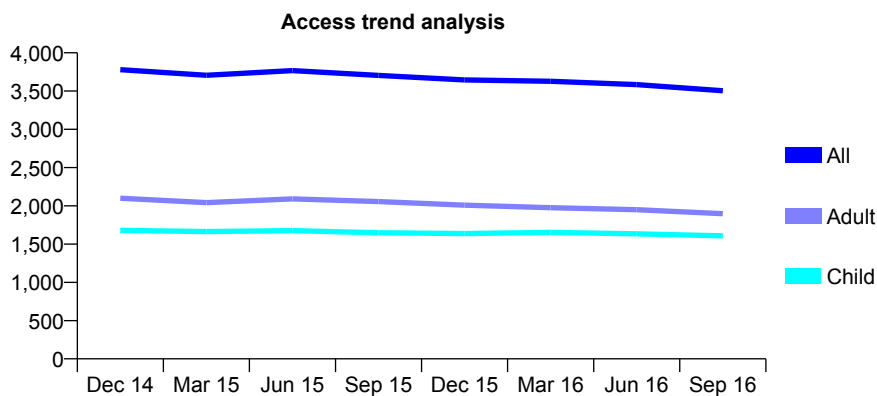
Q63 - Vital Signs At a Glance Contract Report for 199826/0001 - September 2016

Name or company name	FEARNS LIMITED
Contract type name	GDS Contract
Purpose of contract	General
Contract start date	01/03/2009
Contract end date	

16/17 Contracted general activity (UDA)	6,400
Carry forward general activity (UDA)	0
16/17 Contracted orthodontic activity (UOA)	0
Carry forward orthodontic activity (UOA)	0
Baseline contract value	£149,058.13

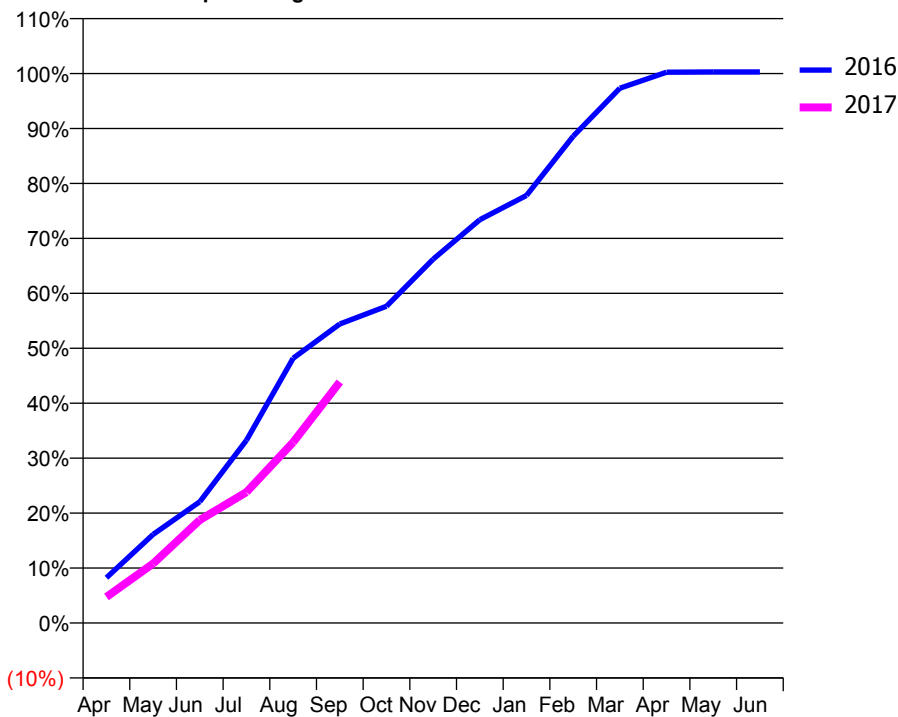
ACCESS*

Patients seen in 24 months	Total	Change since previous quarter
Quarter ending September 2015	3,704	
Quarter ending December 2015	3,646	↓
Quarter ending March 2016	3,628	→
Quarter ending June 2016	3,584	↓
Quarter ending September 2016	3,505	↓
Variance since September 2015	(5.4%)	↓



ACTIVITY

Cumulative percentage of contracted UDA delivered 2016 & 2017



Adjusted Scheduled Activity (UDA)

Month	2016	2017
April	528	304
May	1,032	692
June	1,413	1,199
July	2,128	1,524
August	3,083	2,106
September	3,482	2,807
October	3,689	
November	4,238	
December	4,698	
January	4,980	
February	5,670	
March	6,229	
April	6,416	
May	6,418	
June	6,419	

QUALITY

	Quantity	Base Number	Contract	AT	Region	England
% of FP17s for the same patient ID Re-attending within 3 months - Children	55	1,339	4.1%	10.4%	11.8%	12.4%
% of FP17s for the same patient ID Re-attending within 3 months - Adults	121	1,041	11.6%	15.9%	17.1%	16.7%
% of FP17s for the same patient ID Re-attending between 3 & 9 months - Children	892	1,339	66.6%	47.1%	45.8%	57.4%
% of FP17s for the same patient ID Re-attending between 3 & 9 months - Adults	412	1,041	39.6%	37.7%	37.6%	50.5%
% of FP17s for Band 1 Urgent Courses	65	1,623	4.0%	10.1%	10.6%	9.1%
% of FP17s Relating to Free Repair or Replacements	1	1,623	0.1%	0.6%	0.6%	0.8%
% of FP17s Relating to Continuations	6	1,623	0.4%	1.1%	0.9%	1.3%
% of Patients satisfied with the dentistry they have received	1	2	N/A	90.5%	90.2%	93.2%
% of Patients satisfied with the time they had to wait for an appointment	0	2	N/A	85.8%	83.8%	89.0%

* This is based on patients treated on this contract for their most recent course of treatment. Figures in italics indicate the base number of FP17s or Patient Questionnaire responses are less than 100. N/A is shown where the base number of responses is less than 10 during the period. % is calculated as Quantity/Base number*100

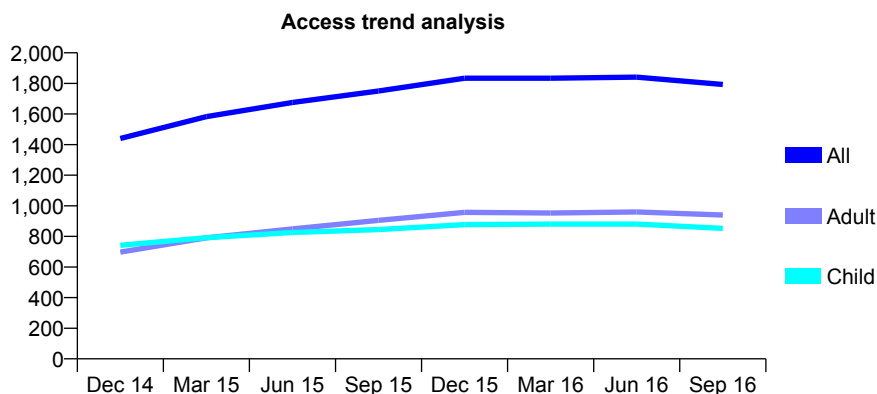
Q63 - Vital Signs At a Glance Contract Report for 204307/0002 - September 2016

Name or company name	MR RN SILVERSTONE
Contract type name	GDS Contract
Purpose of contract	General
Contract start date	16/12/2013
Contract end date	

16/17 Contracted general activity (UDA)	7,500
Carry forward general activity (UDA)	0
16/17 Contracted orthodontic activity (UOA)	0
Carry forward orthodontic activity (UOA)	0
Baseline contract value	£266,128.19

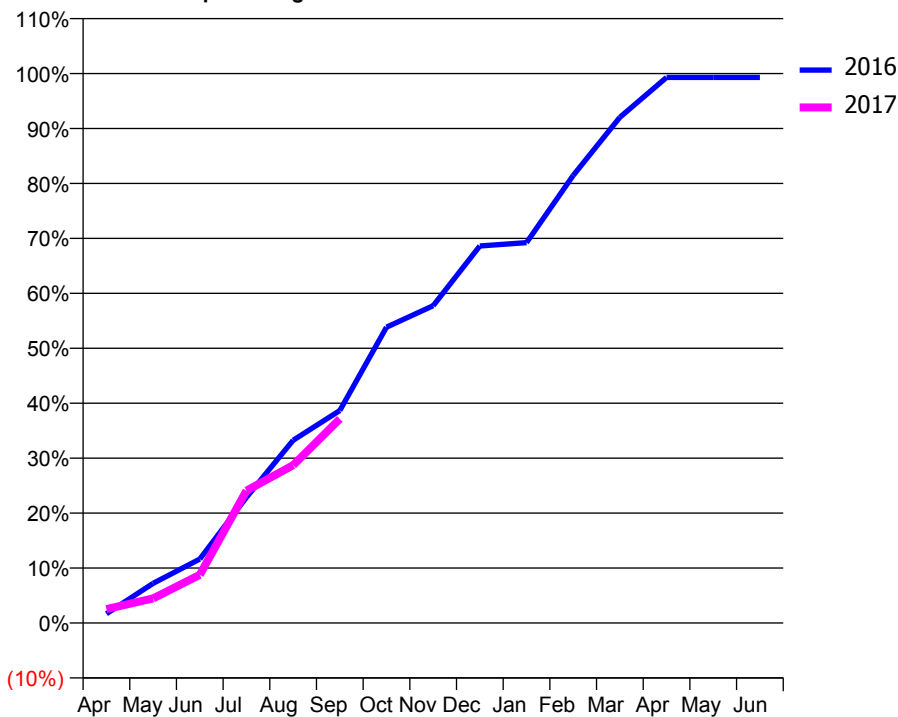
ACCESS*

Patients seen in 24 months	Total	Change since previous quarter
Quarter ending September 2015	1,750	
Quarter ending December 2015	1,834	↑
Quarter ending March 2016	1,834	→
Quarter ending June 2016	1,841	→
Quarter ending September 2016	1,793	↓
Variance since September 2015	2.5%	↑



ACTIVITY

Cumulative percentage of contracted UDA delivered 2016 & 2017



Month	Adjusted Scheduled Activity (UDA)	
	2016	2017
April	127	190
May	541	335
June	873	657
July	1,715	1,807
August	2,494	2,154
September	2,901	2,786
October	4,037	
November	4,331	
December	5,146	
January	5,191	
February	6,109	
March	6,902	
April	7,447	
May	7,447	
June	7,447	

QUALITY

	Quantity	Base Number	Contract	AT	Region	England
% of FP17s for the same patient ID Re-attending within 3 months - Children	49	510	9.6%	10.4%	11.8%	12.4%
% of FP17s for the same patient ID Re-attending within 3 months - Adults	153	575	26.6%	15.9%	17.1%	16.7%
% of FP17s for the same patient ID Re-attending between 3 & 9 months - Children	247	510	48.4%	47.1%	45.8%	57.4%
% of FP17s for the same patient ID Re-attending between 3 & 9 months - Adults	224	575	39.0%	37.7%	37.6%	50.5%
% of FP17s for Band 1 Urgent Courses	115	955	12.0%	10.1%	10.6%	9.1%
% of FP17s Relating to Free Repair or Replacements	20	955	2.1%	0.6%	0.6%	0.8%
% of FP17s Relating to Continuations	20	955	2.1%	1.1%	0.9%	1.3%
% of Patients satisfied with the dentistry they have received	5	5	N/A	90.5%	90.2%	93.2%
% of Patients satisfied with the time they had to wait for an appointment	5	5	N/A	85.8%	83.8%	89.0%

* This is based on patients treated on this contract for their most recent course of treatment. Figures in italics indicate the base number of FP17s or Patient Questionnaire responses are less than 100. N/A is shown where the base number of responses is less than 10 during the period. % is calculated as Quantity/Base number*100

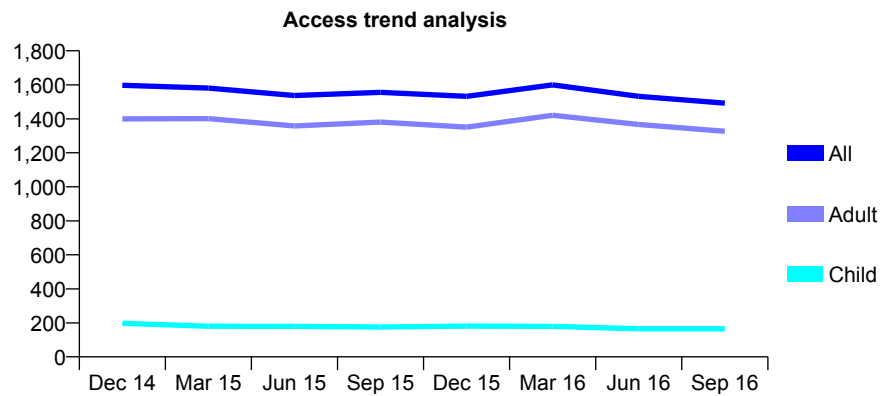
Q63 - Vital Signs At a Glance Contract Report for 206660/0002 - September 2016

Name or company name	MR HK AGYEKUM
Contract type name	GDS Contract
Purpose of contract	General
Contract start date	02/04/2011
Contract end date	

16/17 Contracted general activity (UDA)	5,840
Carry forward general activity (UDA)	-86
16/17 Contracted orthodontic activity (UOA)	0
Carry forward orthodontic activity (UOA)	0
Baseline contract value	£187,201.55

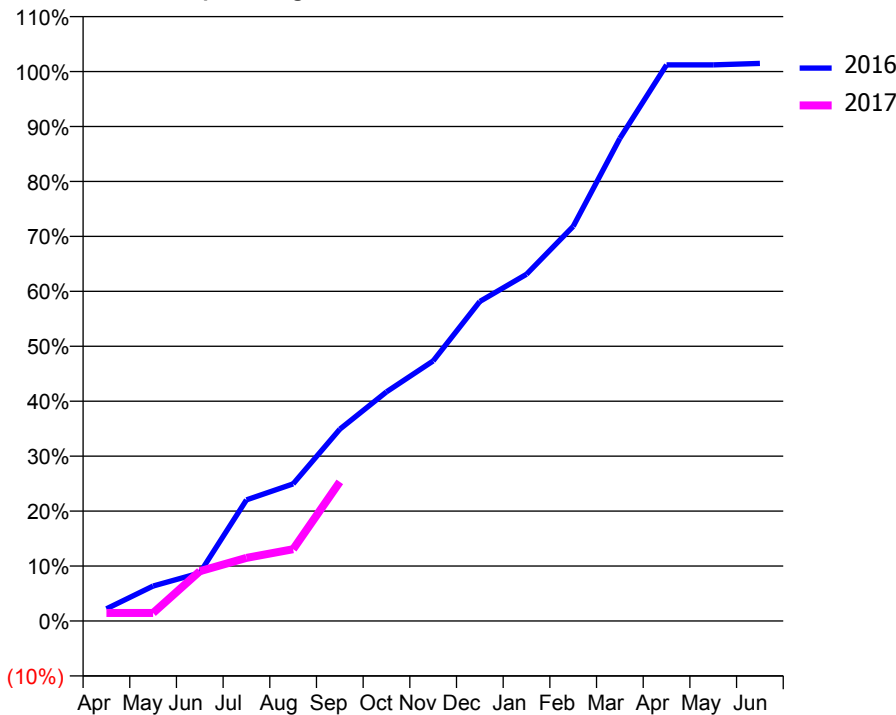
ACCESS*

Patients seen in 24 months	Total	Change since previous quarter
Quarter ending September 2015	1,556	
Quarter ending December 2015	1,532	↓
Quarter ending March 2016	1,600	↑
Quarter ending June 2016	1,532	↓
Quarter ending September 2016	1,492	↓
Variance since September 2015	(4.1%)	↓



ACTIVITY

Cumulative percentage of contracted UDA delivered 2016 & 2017



Month	Adjusted Scheduled Activity (UDA)	
	2016	2017
April	129	86
May	373	86
June	510	529
July	1,288	672
August	1,458	764
September	2,038	1,478
October	2,436	
November	2,765	
December	3,396	
January	3,685	
February	4,195	
March	5,130	
April	5,911	
May	5,911	
June	5,926	

QUALITY

	Quantity	Base Number	Contract	AT	Region	England
% of FP17s for the same patient ID Re-attending within 3 months - Children	1	81	1.2%	10.4%	11.8%	12.4%
% of FP17s for the same patient ID Re-attending within 3 months - Adults	49	718	6.8%	15.9%	17.1%	16.7%
% of FP17s for the same patient ID Re-attending between 3 & 9 months - Children	46	81	56.8%	47.1%	45.8%	57.4%
% of FP17s for the same patient ID Re-attending between 3 & 9 months - Adults	418	718	58.2%	37.7%	37.6%	50.5%
% of FP17s for Band 1 Urgent Courses	27	600	4.5%	10.1%	10.6%	9.1%
% of FP17s Relating to Free Repair or Replacements	1	600	0.2%	0.6%	0.6%	0.8%
% of FP17s Relating to Continuations	0	600	0.0%	1.1%	0.9%	1.3%
% of Patients satisfied with the dentistry they have received	2	2	N/A	90.5%	90.2%	93.2%
% of Patients satisfied with the time they had to wait for an appointment	2	2	N/A	85.8%	83.8%	89.0%

* This is based on patients treated on this contract for their most recent course of treatment. Figures in italics indicate the base number of FP17s or Patient Questionnaire responses are less than 100. N/A is shown where the base number of responses is less than 10 during the period. % is calculated as Quantity/Base number*100

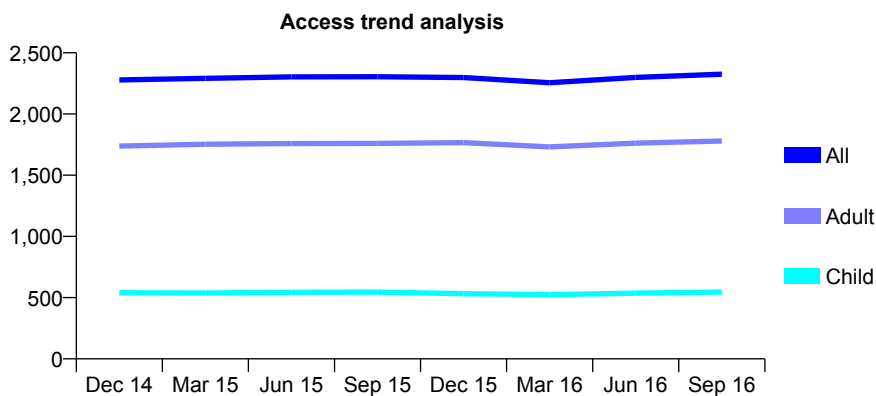
Q63 - Vital Signs At a Glance Contract Report for 213349/0001 - September 2016

Name or company name	MR GJ HUMPHRIES
Contract type name	GDS Contract
Purpose of contract	General
Contract start date	01/04/2006
Contract end date	

16/17 Contracted general activity (UDA)	6,029
Carry forward general activity (UDA)	139
16/17 Contracted orthodontic activity (UOA)	0
Carry forward orthodontic activity (UOA)	0
Baseline contract value	£161,870.21

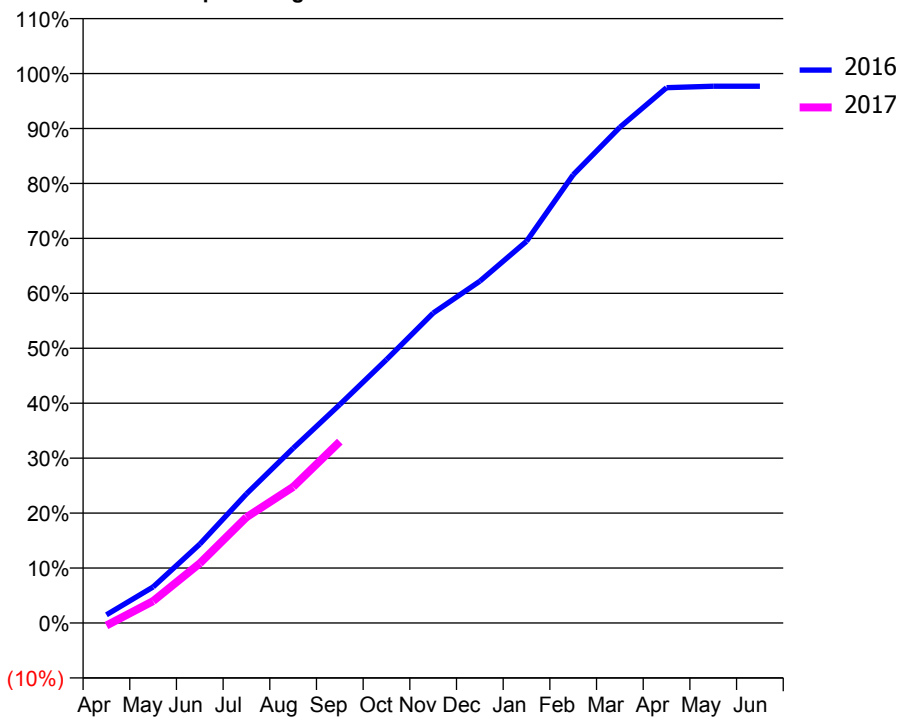
ACCESS*

Patients seen in 24 months	Total	Change since previous quarter
Quarter ending September 2015	2,305	
Quarter ending December 2015	2,298	→
Quarter ending March 2016	2,255	↓
Quarter ending June 2016	2,299	→
Quarter ending September 2016	2,325	→
Variance since September 2015	0.9%	→



ACTIVITY

Cumulative percentage of contracted UDA delivered 2016 & 2017



Adjusted Scheduled Activity (UDA)

Month	2016	2017
April	90	-29
May	396	241
June	865	655
July	1,417	1,161
August	1,917	1,493
September	2,397	1,991
October	2,890	
November	3,400	
December	3,751	
January	4,189	
February	4,918	
March	5,438	
April	5,873	
May	5,890	
June	5,890	

QUALITY

	Quantity	Base Number	Contract	AT	Region	England
% of FP17s for the same patient ID Re-attending within 3 months - Children	27	394	6.9%	10.4%	11.8%	12.4%
% of FP17s for the same patient ID Re-attending within 3 months - Adults	135	1,063	12.7%	15.9%	17.1%	16.7%
% of FP17s for the same patient ID Re-attending between 3 & 9 months - Children	205	394	52.0%	47.1%	45.8%	57.4%
% of FP17s for the same patient ID Re-attending between 3 & 9 months - Adults	509	1,063	47.9%	37.7%	37.6%	50.5%
% of FP17s for Band 1 Urgent Courses	144	1,229	11.7%	10.1%	10.6%	9.1%
% of FP17s Relating to Free Repair or Replacements	15	1,229	1.2%	0.6%	0.6%	0.8%
% of FP17s Relating to Continuations	10	1,229	0.8%	1.1%	0.9%	1.3%
% of Patients satisfied with the dentistry they have received	4	4	N/A	90.5%	90.2%	93.2%
% of Patients satisfied with the time they had to wait for an appointment	4	4	N/A	85.8%	83.8%	89.0%

* This is based on patients treated on this contract for their most recent course of treatment. Figures in italics indicate the base number of FP17s or Patient Questionnaire responses are less than 100. N/A is shown where the base number of responses is less than 10 during the period. % is calculated as Quantity/Base number*100

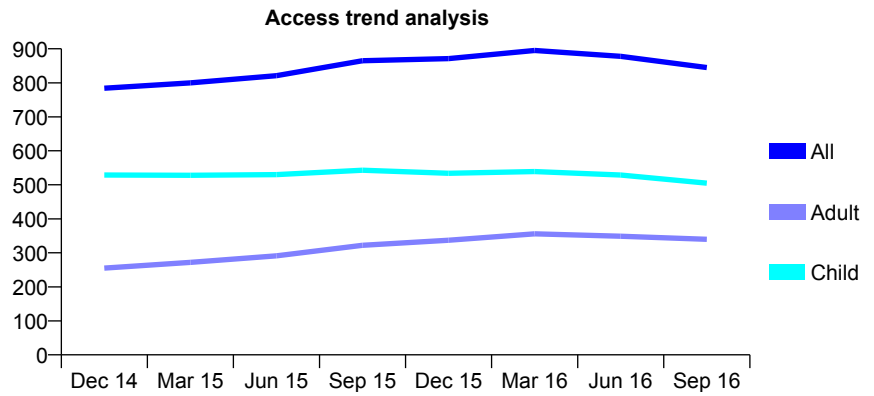
Q63 - Vital Signs At a Glance Contract Report for 214582/0001 - September 2016

Name or company name	S Shah
Contract type name	GDS Contract
Purpose of contract	General
Contract start date	01/04/2006
Contract end date	

16/17 Contracted general activity (UDA)	2,040
Carry forward general activity (UDA)	-12
16/17 Contracted orthodontic activity (UOA)	0
Carry forward orthodontic activity (UOA)	0
Baseline contract value	£51,998.19

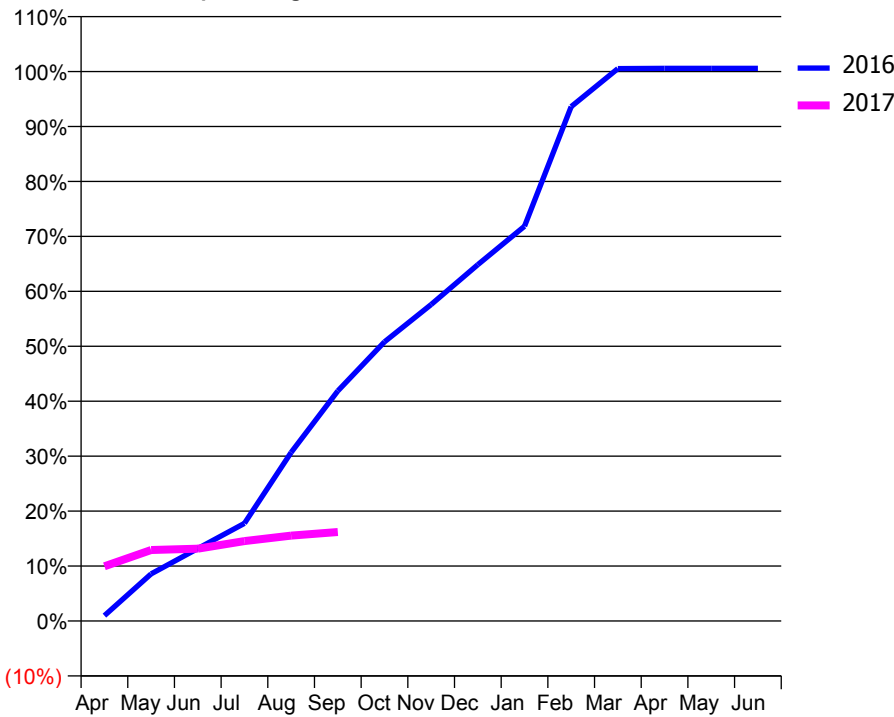
ACCESS*

Patients seen in 24 months	Total	Change since previous quarter
Quarter ending September 2015	865	
Quarter ending December 2015	871	→
Quarter ending March 2016	895	↑
Quarter ending June 2016	878	↓
Quarter ending September 2016	845	↓
Variance since September 2015	(2.3%)	↓



ACTIVITY

Cumulative percentage of contracted UDA delivered 2016 & 2017



Month	Adjusted Scheduled Activity (UDA)	
	2016	2017
April	20	203
May	175	264
June	269	269
July	363	297
August	626	317
September	854	331
October	1,036	
November	1,175	
December	1,323	
January	1,466	
February	1,910	
March	2,051	
April	2,052	
May	2,052	
June	2,052	

QUALITY

	Quantity	Base Number	Contract	AT	Region	England
% of FP17s for the same patient ID Re-attending within 3 months - Children	11	174	6.3%	10.4%	11.8%	12.4%
% of FP17s for the same patient ID Re-attending within 3 months - Adults	5	57	8.8%	15.9%	17.1%	16.7%
% of FP17s for the same patient ID Re-attending between 3 & 9 months - Children	146	174	83.9%	47.1%	45.8%	57.4%
% of FP17s for the same patient ID Re-attending between 3 & 9 months - Adults	28	57	49.1%	37.7%	37.6%	50.5%
% of FP17s for Band 1 Urgent Courses	13	230	5.7%	10.1%	10.6%	9.1%
% of FP17s Relating to Free Repair or Replacements	0	230	0.0%	0.6%	0.6%	0.8%
% of FP17s Relating to Continuations	0	230	0.0%	1.1%	0.9%	1.3%
% of Patients satisfied with the dentistry they have received	0	0	N/A	90.5%	90.2%	93.2%
% of Patients satisfied with the time they had to wait for an appointment	0	0	N/A	85.8%	83.8%	89.0%

* This is based on patients treated on this contract for their most recent course of treatment. Figures in italics indicate the base number of FP17s or Patient Questionnaire responses are less than 100. N/A is shown where the base number of responses is less than 10 during the period. % is calculated as Quantity/Base number*100

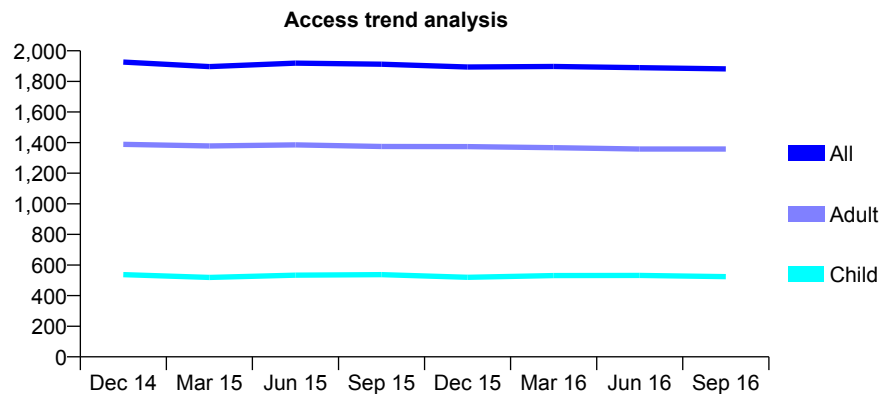
Q63 - Vital Signs At a Glance Contract Report for 214752/0001 - September 2016

Name or company name	MR A PATEL
Contract type name	GDS Contract
Purpose of contract	General
Contract start date	01/04/2006
Contract end date	

16/17 Contracted general activity (UDA)	4,304
Carry forward general activity (UDA)	-76
16/17 Contracted orthodontic activity (UOA)	0
Carry forward orthodontic activity (UOA)	0
Baseline contract value	£126,086.75

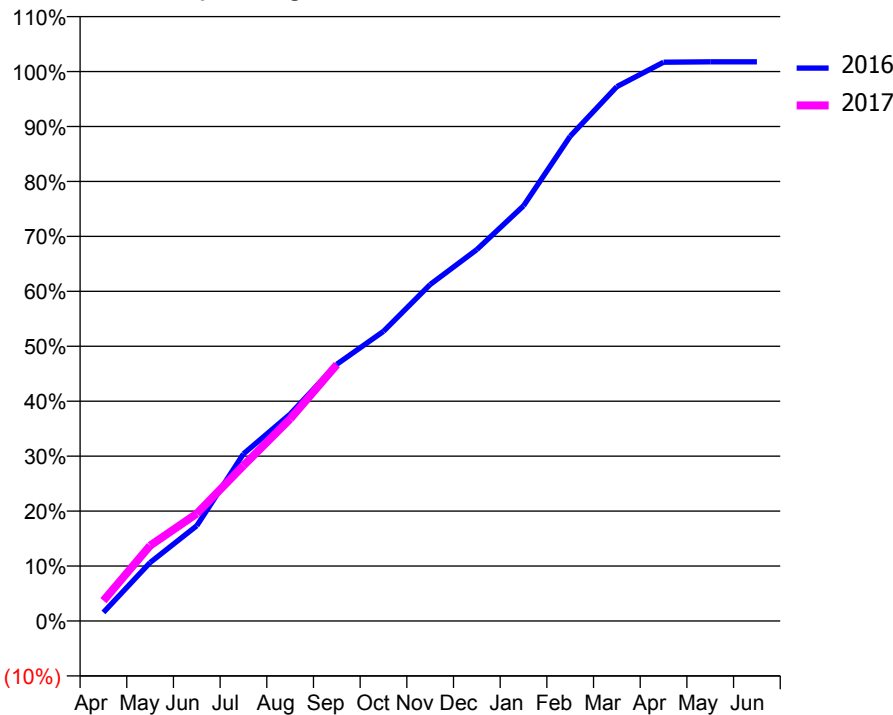
ACCESS*

Patients seen in 24 months	Total	Change since previous quarter
Quarter ending September 2015	1,912	
Quarter ending December 2015	1,894	→
Quarter ending March 2016	1,898	→
Quarter ending June 2016	1,890	→
Quarter ending September 2016	1,882	→
Variance since September 2015	(1.6%)	↓



ACTIVITY

Cumulative percentage of contracted UDA delivered 2016 & 2017



Month	Adjusted Scheduled Activity (UDA)	
	2016	2017
April	67	159
May	458	591
June	746	842
July	1,309	1,218
August	1,620	1,583
September	2,011	2,008
October	2,269	
November	2,635	
December	2,909	
January	3,251	
February	3,797	
March	4,185	
April	4,377	
May	4,380	
June	4,380	

QUALITY

	Quantity	Base Number	Contract	AT	Region	England
% of FP17s for the same patient ID Re-attending within 3 months - Children	16	313	5.1%	10.4%	11.8%	12.4%
% of FP17s for the same patient ID Re-attending within 3 months - Adults	54	684	7.9%	15.9%	17.1%	16.7%
% of FP17s for the same patient ID Re-attending between 3 & 9 months - Children	121	313	38.7%	47.1%	45.8%	57.4%
% of FP17s for the same patient ID Re-attending between 3 & 9 months - Adults	209	684	30.6%	37.7%	37.6%	50.5%
% of FP17s for Band 1 Urgent Courses	54	908	5.9%	10.1%	10.6%	9.1%
% of FP17s Relating to Free Repair or Replacements	5	908	0.6%	0.6%	0.6%	0.8%
% of FP17s Relating to Continuations	10	908	1.1%	1.1%	0.9%	1.3%
% of Patients satisfied with the dentistry they have received	2	2	N/A	90.5%	90.2%	93.2%
% of Patients satisfied with the time they had to wait for an appointment	2	2	N/A	85.8%	83.8%	89.0%

* This is based on patients treated on this contract for their most recent course of treatment. Figures in italics indicate the base number of FP17s or Patient Questionnaire responses are less than 100. N/A is shown where the base number of responses is less than 10 during the period. % is calculated as Quantity/Base number*100

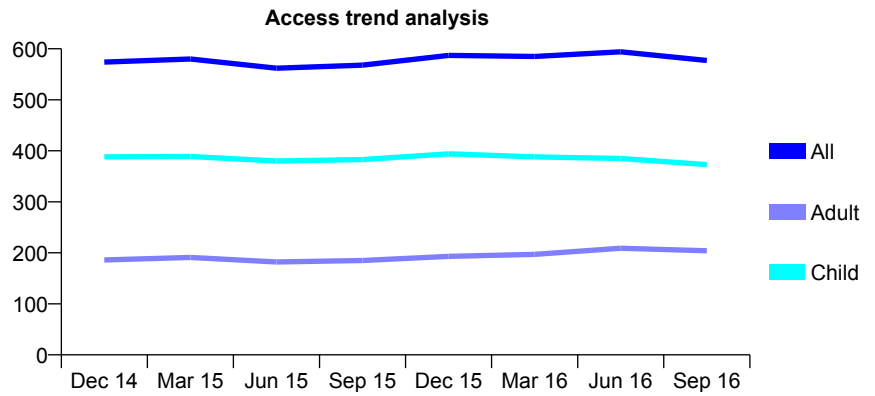
Q63 - Vital Signs At a Glance Contract Report for 215775/0001 - September 2016

Name or company name	MR HE ROBERTS-HARRY
Contract type name	GDS Contract
Purpose of contract	General
Contract start date	01/04/2006
Contract end date	

16/17 Contracted general activity (UDA)	1,272
Carry forward general activity (UDA)	0
16/17 Contracted orthodontic activity (UOA)	0
Carry forward orthodontic activity (UOA)	0
Baseline contract value	£34,345.54

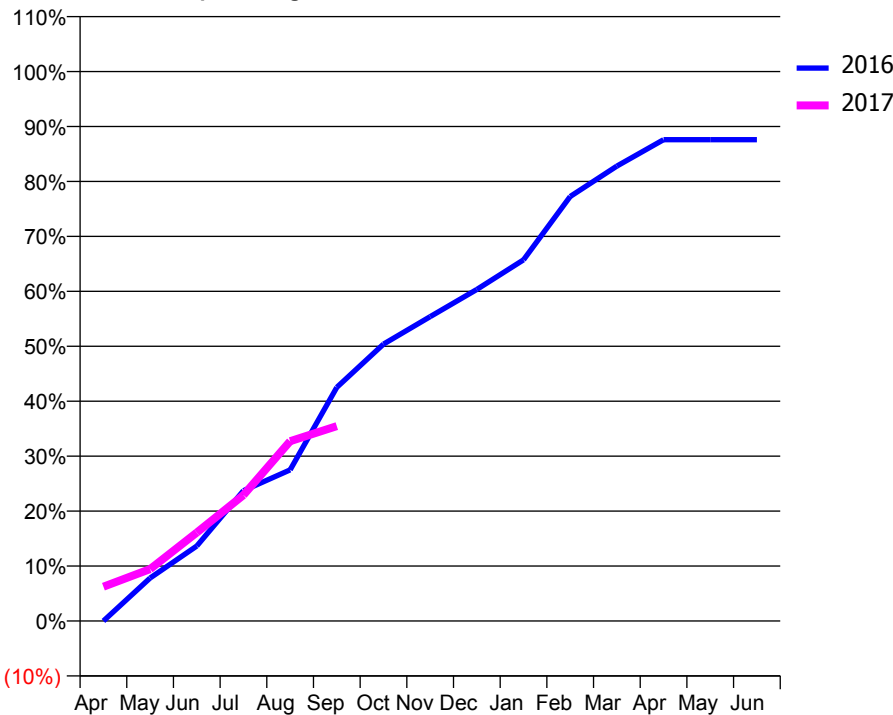
ACCESS*

Patients seen in 24 months	Total	Change since previous quarter
Quarter ending September 2015	568	
Quarter ending December 2015	587	↑
Quarter ending March 2016	585	→
Quarter ending June 2016	594	→
Quarter ending September 2016	577	↓
Variance since September 2015	1.6%	→



ACTIVITY

Cumulative percentage of contracted UDA delivered 2016 & 2017



Month	Adjusted Scheduled Activity (UDA)	
	2016	2017
April	0	80
May	100	120
June	174	205
July	302	291
August	350	416
September	541	451
October	641	
November	704	
December	768	
January	836	
February	983	
March	1,053	
April	1,114	
May	1,114	
June	1,114	

QUALITY

	Quantity	Base Number	Contract	AT	Region	England
% of FP17s for the same patient ID Re-attending within 3 months - Children	8	258	3.1%	10.4%	11.8%	12.4%
% of FP17s for the same patient ID Re-attending within 3 months - Adults	1	78	1.3%	15.9%	17.1%	16.7%
% of FP17s for the same patient ID Re-attending between 3 & 9 months - Children	159	258	61.6%	47.1%	45.8%	57.4%
% of FP17s for the same patient ID Re-attending between 3 & 9 months - Adults	42	78	53.8%	37.7%	37.6%	50.5%
% of FP17s for Band 1 Urgent Courses	16	291	5.5%	10.1%	10.6%	9.1%
% of FP17s Relating to Free Repair or Replacements	0	291	0.0%	0.6%	0.6%	0.8%
% of FP17s Relating to Continuations	0	291	0.0%	1.1%	0.9%	1.3%
% of Patients satisfied with the dentistry they have received	1	1	N/A	90.5%	90.2%	93.2%
% of Patients satisfied with the time they had to wait for an appointment	1	1	N/A	85.8%	83.8%	89.0%

* This is based on patients treated on this contract for their most recent course of treatment. Figures in italics indicate the base number of FP17s or Patient Questionnaire responses are less than 100. N/A is shown where the base number of responses is less than 10 during the period. % is calculated as Quantity/Base number*100

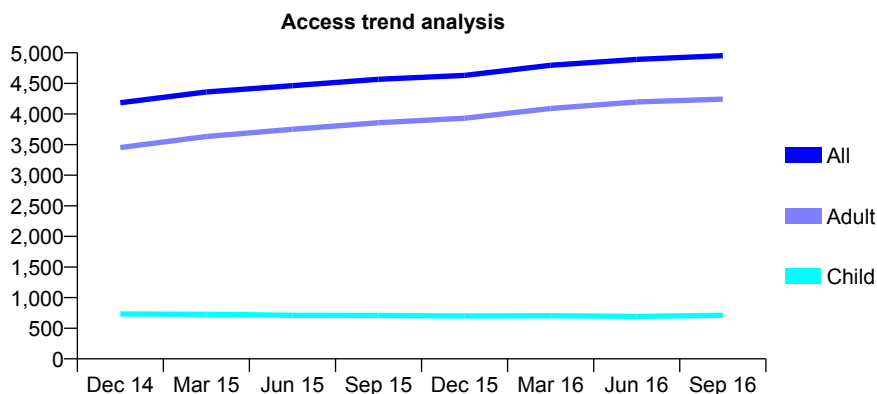
Q63 - Vital Signs At a Glance Contract Report for 218146/0002 - September 2016

Name or company name	MR BH ANNOBIL
Contract type name	GDS Contract
Purpose of contract	General
Contract start date	21/04/2008
Contract end date	

16/17 Contracted general activity (UDA)	12,300
Carry forward general activity (UDA)	255
16/17 Contracted orthodontic activity (UOA)	0
Carry forward orthodontic activity (UOA)	0
Baseline contract value	£378,515.02

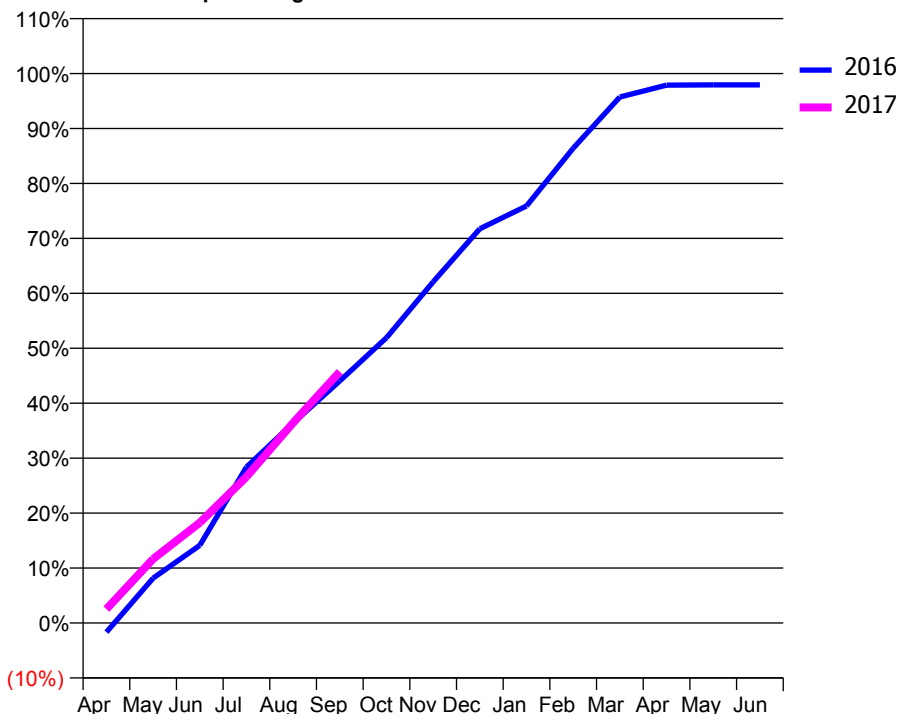
ACCESS*

Patients seen in 24 months	Total	Change since previous quarter
Quarter ending September 2015	4,567	
Quarter ending December 2015	4,631	→
Quarter ending March 2016	4,796	↑
Quarter ending June 2016	4,892	↑
Quarter ending September 2016	4,954	→
Variance since September 2015	8.5%	↑



ACTIVITY

Cumulative percentage of contracted UDA delivered 2016 & 2017



Adjusted Scheduled Activity (UDA)

Month	2016	2017
April	-208	313
May	1,004	1,434
June	1,740	2,246
July	3,490	3,272
August	4,475	4,483
September	5,418	5,626
October	6,386	
November	7,636	
December	8,826	
January	9,336	
February	10,628	
March	11,773	
April	12,040	
May	12,045	
June	12,045	

QUALITY

	Quantity	Base Number	Contract	AT	Region	England
% of FP17s for the same patient ID Re-attending within 3 months - Children	13	349	3.7%	10.4%	11.8%	12.4%
% of FP17s for the same patient ID Re-attending within 3 months - Adults	217	1,812	12.0%	15.9%	17.1%	16.7%
% of FP17s for the same patient ID Re-attending between 3 & 9 months - Children	115	349	33.0%	47.1%	45.8%	57.4%
% of FP17s for the same patient ID Re-attending between 3 & 9 months - Adults	381	1,812	21.0%	37.7%	37.6%	50.5%
% of FP17s for Band 1 Urgent Courses	310	2,058	15.1%	10.1%	10.6%	9.1%
% of FP17s Relating to Free Repair or Replacements	5	2,058	0.2%	0.6%	0.6%	0.8%
% of FP17s Relating to Continuations	1	2,058	0.0%	1.1%	0.9%	1.3%
% of Patients satisfied with the dentistry they have received	3	3	N/A	90.5%	90.2%	93.2%
% of Patients satisfied with the time they had to wait for an appointment	3	3	N/A	85.8%	83.8%	89.0%

* This is based on patients treated on this contract for their most recent course of treatment. Figures in italics indicate the base number of FP17s or Patient Questionnaire responses are less than 100. N/A is shown where the base number of responses is less than 10 during the period. % is calculated as Quantity/Base number*100

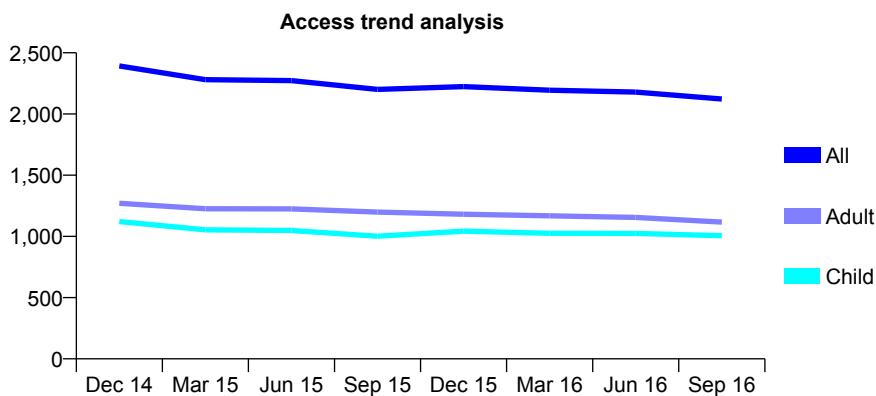
Q63 - Vital Signs At a Glance Contract Report for 219851/0001 - September 2016

Name or company name	MR DN COGGER
Contract type name	GDS Contract
Purpose of contract	General
Contract start date	01/04/2006
Contract end date	

16/17 Contracted general activity (UDA)	9,000
Carry forward general activity (UDA)	0
16/17 Contracted orthodontic activity (UOA)	0
Carry forward orthodontic activity (UOA)	0
Baseline contract value	£238,303.04

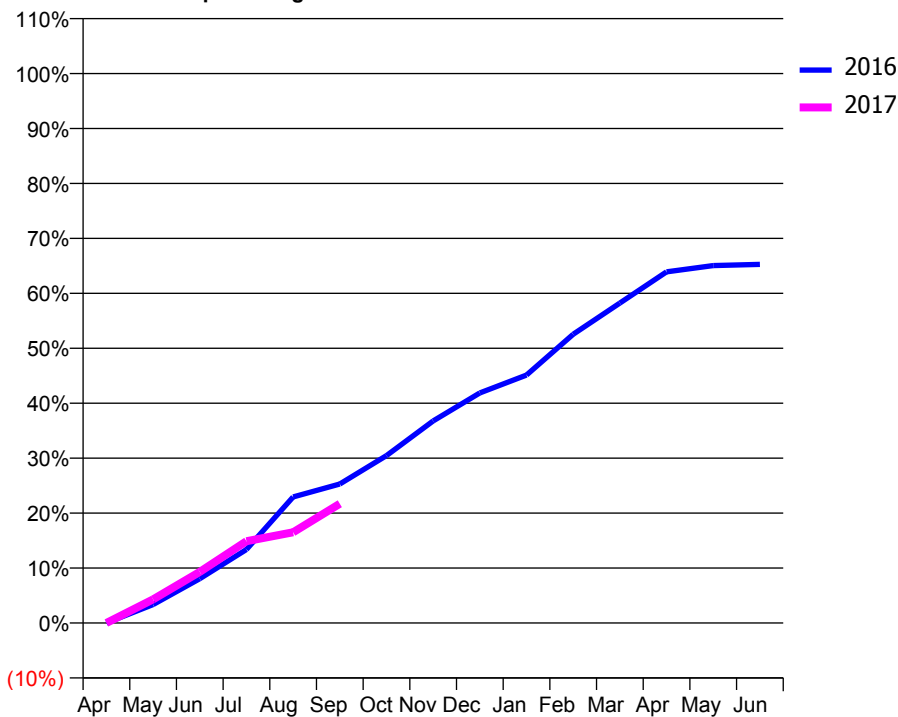
ACCESS*

Patients seen in 24 months	Total	Change since previous quarter
Quarter ending September 2015	2,201	
Quarter ending December 2015	2,224	→
Quarter ending March 2016	2,194	↓
Quarter ending June 2016	2,179	→
Quarter ending September 2016	2,123	↓
Variance since September 2015	(3.5%)	↓



ACTIVITY

Cumulative percentage of contracted UDA delivered 2016 & 2017



Adjusted Scheduled Activity (UDA)

Month	2016	2017
April	0	0
May	303	388
June	726	838
July	1,204	1,341
August	2,066	1,486
September	2,276	1,953
October	2,743	
November	3,310	
December	3,769	
January	4,061	
February	4,730	
March	5,241	
April	5,753	
May	5,853	
June	5,873	

QUALITY

	Quantity	Base Number	Contract	AT	Region	England
% of FP17s for the same patient ID Re-attending within 3 months - Children	54	579	9.3%	10.4%	11.8%	12.4%
% of FP17s for the same patient ID Re-attending within 3 months - Adults	108	651	16.6%	15.9%	17.1%	16.7%
% of FP17s for the same patient ID Re-attending between 3 & 9 months - Children	250	579	43.2%	47.1%	45.8%	57.4%
% of FP17s for the same patient ID Re-attending between 3 & 9 months - Adults	273	651	41.9%	37.7%	37.6%	50.5%
% of FP17s for Band 1 Urgent Courses	128	963	13.3%	10.1%	10.6%	9.1%
% of FP17s Relating to Free Repair or Replacements	0	963	0.0%	0.6%	0.6%	0.8%
% of FP17s Relating to Continuations	0	963	0.0%	1.1%	0.9%	1.3%
% of Patients satisfied with the dentistry they have received	0	0	N/A	90.5%	90.2%	93.2%
% of Patients satisfied with the time they had to wait for an appointment	0	0	N/A	85.8%	83.8%	89.0%

* This is based on patients treated on this contract for their most recent course of treatment. Figures in italics indicate the base number of FP17s or Patient Questionnaire responses are less than 100. N/A is shown where the base number of responses is less than 10 during the period. % is calculated as Quantity/Base number*100

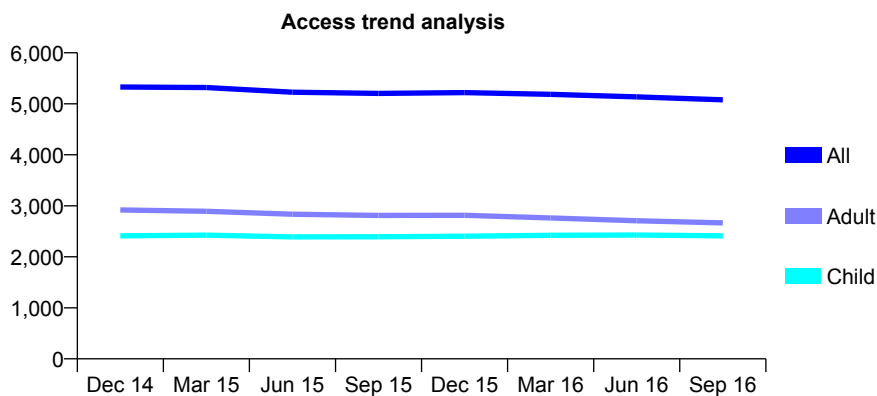
Q63 - Vital Signs At a Glance Contract Report for 220000/0001 - September 2016

Name or company name	MR FH HUSSAIN
Contract type name	GDS Contract
Purpose of contract	General
Contract start date	01/04/2006
Contract end date	

16/17 Contracted general activity (UDA)	16,178
Carry forward general activity (UDA)	-237
16/17 Contracted orthodontic activity (UOA)	0
Carry forward orthodontic activity (UOA)	0
Baseline contract value	£551,579.58

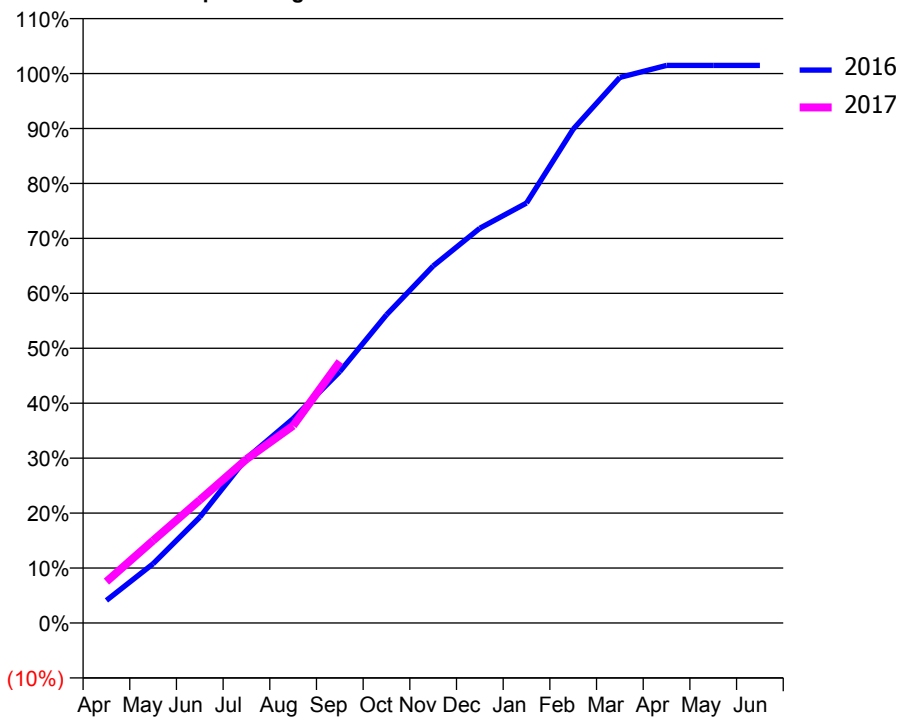
ACCESS*

Patients seen in 24 months	Total	Change since previous quarter
Quarter ending September 2015	5,205	
Quarter ending December 2015	5,219	→
Quarter ending March 2016	5,185	→
Quarter ending June 2016	5,136	→
Quarter ending September 2016	5,078	↓
Variance since September 2015	(2.4%)	↓



ACTIVITY

Cumulative percentage of contracted UDA delivered 2016 & 2017



Adjusted Scheduled Activity (UDA)

Month	2016	2017
April	665	1,220
May	1,747	2,428
June	3,114	3,623
July	4,852	4,821
August	6,018	5,809
September	7,402	7,697
October	9,076	
November	10,513	
December	11,621	
January	12,363	
February	14,539	
March	16,063	
April	16,416	
May	16,416	
June	16,415	

QUALITY

	Quantity	Base Number	Contract	AT	Region	England
% of FP17s for the same patient ID Re-attending within 3 months - Children	68	1,177	5.8%	10.4%	11.8%	12.4%
% of FP17s for the same patient ID Re-attending within 3 months - Adults	283	1,303	21.7%	15.9%	17.1%	16.7%
% of FP17s for the same patient ID Re-attending between 3 & 9 months - Children	222	1,177	18.9%	47.1%	45.8%	57.4%
% of FP17s for the same patient ID Re-attending between 3 & 9 months - Adults	304	1,303	23.3%	37.7%	37.6%	50.5%
% of FP17s for Band 1 Urgent Courses	356	2,338	15.2%	10.1%	10.6%	9.1%
% of FP17s Relating to Free Repair or Replacements	0	2,338	0.0%	0.6%	0.6%	0.8%
% of FP17s Relating to Continuations	7	2,338	0.3%	1.1%	0.9%	1.3%
% of Patients satisfied with the dentistry they have received	2	2	N/A	90.5%	90.2%	93.2%
% of Patients satisfied with the time they had to wait for an appointment	2	2	N/A	85.8%	83.8%	89.0%

* This is based on patients treated on this contract for their most recent course of treatment. Figures in italics indicate the base number of FP17s or Patient Questionnaire responses are less than 100. N/A is shown where the base number of responses is less than 10 during the period. % is calculated as Quantity/Base number*100

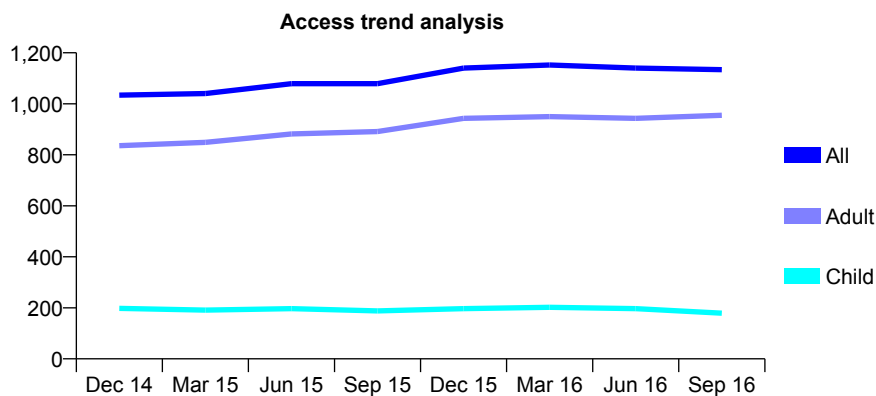
Q63 - Vital Signs At a Glance Contract Report for 220132/0001 - September 2016

Name or company name	MR WC YEAP
Contract type name	GDS Contract
Purpose of contract	General
Contract start date	01/04/2006
Contract end date	

16/17 Contracted general activity (UDA)	6,260
Carry forward general activity (UDA)	0
16/17 Contracted orthodontic activity (UOA)	0
Carry forward orthodontic activity (UOA)	0
Baseline contract value	£167,104.39

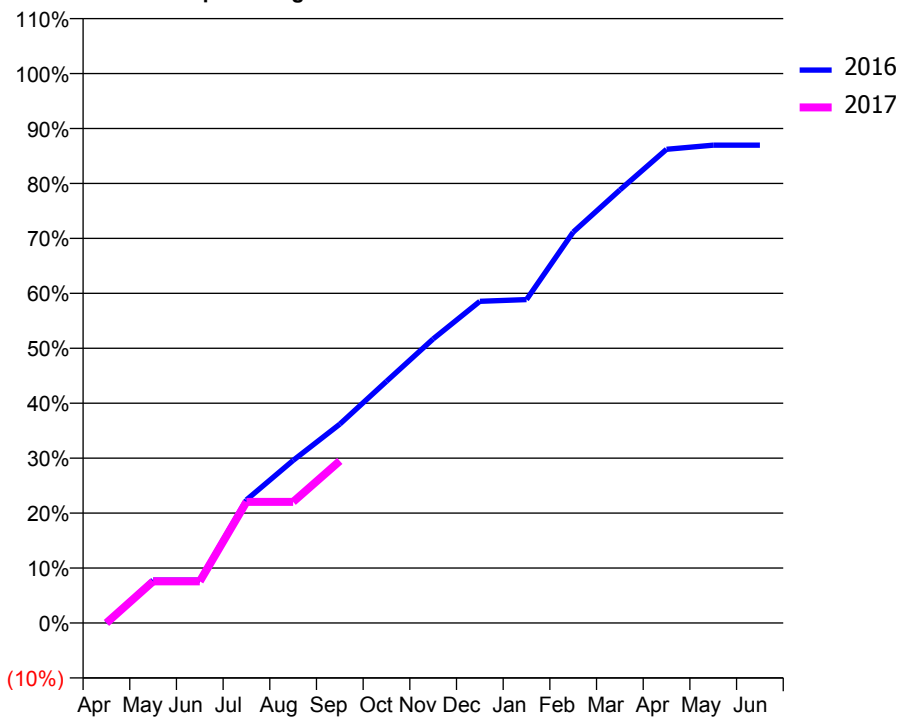
ACCESS*

Patients seen in 24 months	Total	Change since previous quarter
Quarter ending September 2015	1,079	
Quarter ending December 2015	1,140	↑
Quarter ending March 2016	1,152	→
Quarter ending June 2016	1,140	↓
Quarter ending September 2016	1,134	→
Variance since September 2015	5.1%	↑



ACTIVITY

Cumulative percentage of contracted UDA delivered 2016 & 2017



Adjusted Scheduled Activity (UDA)

Month	2016	2017
April	0	0
May	489	474
June	489	474
July	1,403	1,380
August	1,853	1,380
September	2,265	1,846
October	2,754	
November	3,237	
December	3,665	
January	3,685	
February	4,454	
March	4,934	
April	5,396	
May	5,444	
June	5,444	

QUALITY

	Quantity	Base Number	Contract	AT	Region	England
% of FP17s for the same patient ID Re-attending within 3 months - Children	2	66	3.0%	10.4%	11.8%	12.4%
% of FP17s for the same patient ID Re-attending within 3 months - Adults	39	353	11.0%	15.9%	17.1%	16.7%
% of FP17s for the same patient ID Re-attending between 3 & 9 months - Children	16	66	24.2%	47.1%	45.8%	57.4%
% of FP17s for the same patient ID Re-attending between 3 & 9 months - Adults	79	353	22.4%	37.7%	37.6%	50.5%
% of FP17s for Band 1 Urgent Courses	27	321	8.4%	10.1%	10.6%	9.1%
% of FP17s Relating to Free Repair or Replacements	0	321	0.0%	0.6%	0.6%	0.8%
% of FP17s Relating to Continuations	0	321	0.0%	1.1%	0.9%	1.3%
% of Patients satisfied with the dentistry they have received	0	0	N/A	90.5%	90.2%	93.2%
% of Patients satisfied with the time they had to wait for an appointment	0	0	N/A	85.8%	83.8%	89.0%

* This is based on patients treated on this contract for their most recent course of treatment. Figures in italics indicate the base number of FP17s or Patient Questionnaire responses are less than 100. N/A is shown where the base number of responses is less than 10 during the period. % is calculated as Quantity/Base number*100

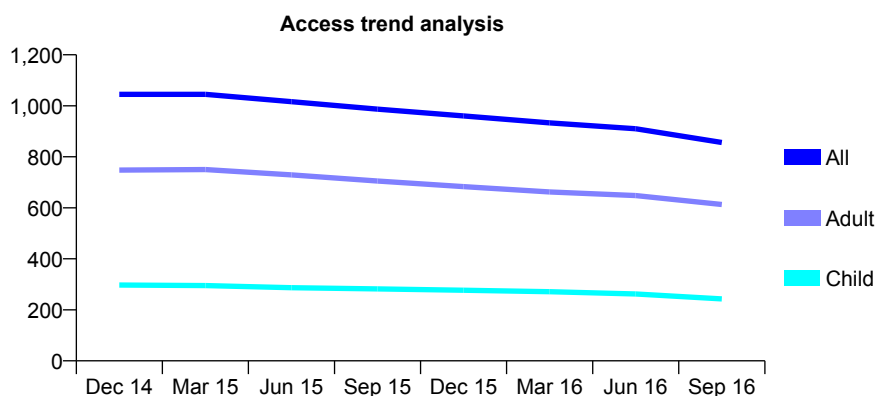
Q63 - Vital Signs At a Glance Contract Report for 220949/0001 - September 2016

Name or company name	MR HS SIRHA
Contract type name	GDS Contract
Purpose of contract	General
Contract start date	01/04/2006
Contract end date	

16/17 Contracted general activity (UDA)	2,097
Carry forward general activity (UDA)	0
16/17 Contracted orthodontic activity (UOA)	0
Carry forward orthodontic activity (UOA)	0
Baseline contract value	£60,063.53

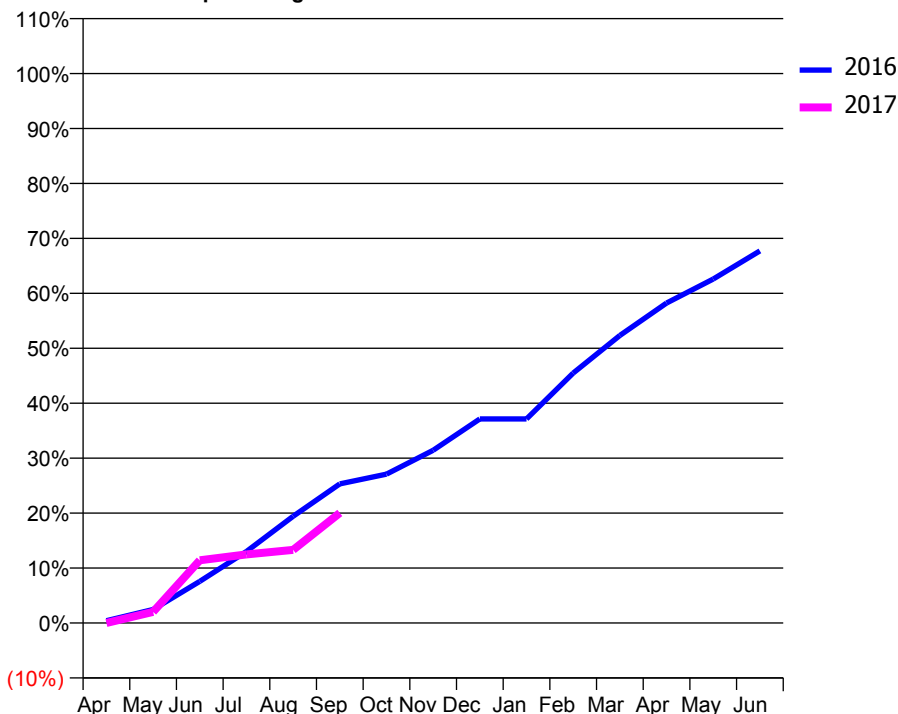
ACCESS*

Patients seen in 24 months	Total	Change since previous quarter
Quarter ending September 2015	987	
Quarter ending December 2015	960	↓
Quarter ending March 2016	933	↓
Quarter ending June 2016	910	↓
Quarter ending September 2016	856	↓
Variance since September 2015	(13.3%)	↓



ACTIVITY

Cumulative percentage of contracted UDA delivered 2016 & 2017



Month	Adjusted Scheduled Activity (UDA)	
	2016	2017
April	9	0
May	51	43
June	159	240
July	273	262
August	407	279
September	531	420
October	568	
November	659	
December	779	
January	779	
February	954	
March	1,097	
April	1,221	
May	1,313	
June	1,420	

QUALITY

	Quantity	Base Number	Contract	AT	Region	England
% of FP17s for the same patient ID Re-attending within 3 months - Children	9	92	9.8%	10.4%	11.8%	12.4%
% of FP17s for the same patient ID Re-attending within 3 months - Adults	22	235	9.4%	15.9%	17.1%	16.7%
% of FP17s for the same patient ID Re-attending between 3 & 9 months - Children	41	92	44.6%	47.1%	45.8%	57.4%
% of FP17s for the same patient ID Re-attending between 3 & 9 months - Adults	43	235	18.3%	37.7%	37.6%	50.5%
% of FP17s for Band 1 Urgent Courses	11	175	6.3%	10.1%	10.6%	9.1%
% of FP17s Relating to Free Repair or Replacements	1	175	0.6%	0.6%	0.6%	0.8%
% of FP17s Relating to Continuations	0	175	0.0%	1.1%	0.9%	1.3%
% of Patients satisfied with the dentistry they have received	2	3	N/A	90.5%	90.2%	93.2%
% of Patients satisfied with the time they had to wait for an appointment	2	3	N/A	85.8%	83.8%	89.0%

* This is based on patients treated on this contract for their most recent course of treatment. Figures in italics indicate the base number of FP17s or Patient Questionnaire responses are less than 100. N/A is shown where the base number of responses is less than 10 during the period. % is calculated as Quantity/Base number*100

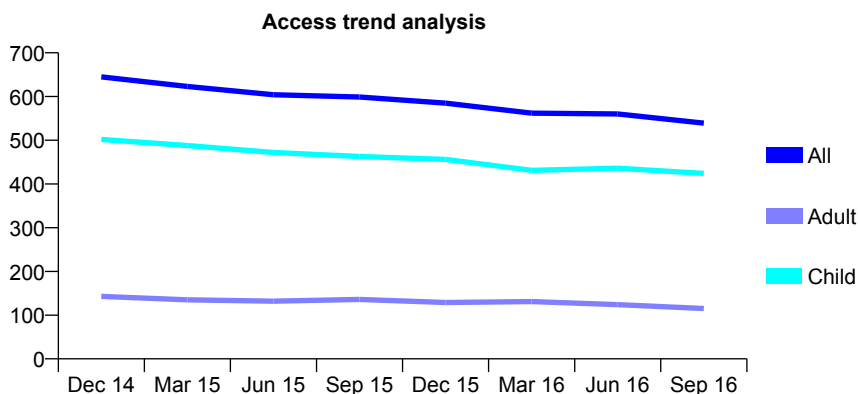
Q63 - Vital Signs At a Glance Contract Report for 228605/0001 - September 2016

Name or company name	MRS CS HENSLEY
Contract type name	GDS Contract
Purpose of contract	General
Contract start date	01/04/2006
Contract end date	

16/17 Contracted general activity (UDA)	1,400
Carry forward general activity (UDA)	0
16/17 Contracted orthodontic activity (UOA)	0
Carry forward orthodontic activity (UOA)	0
Baseline contract value	£28,753.48

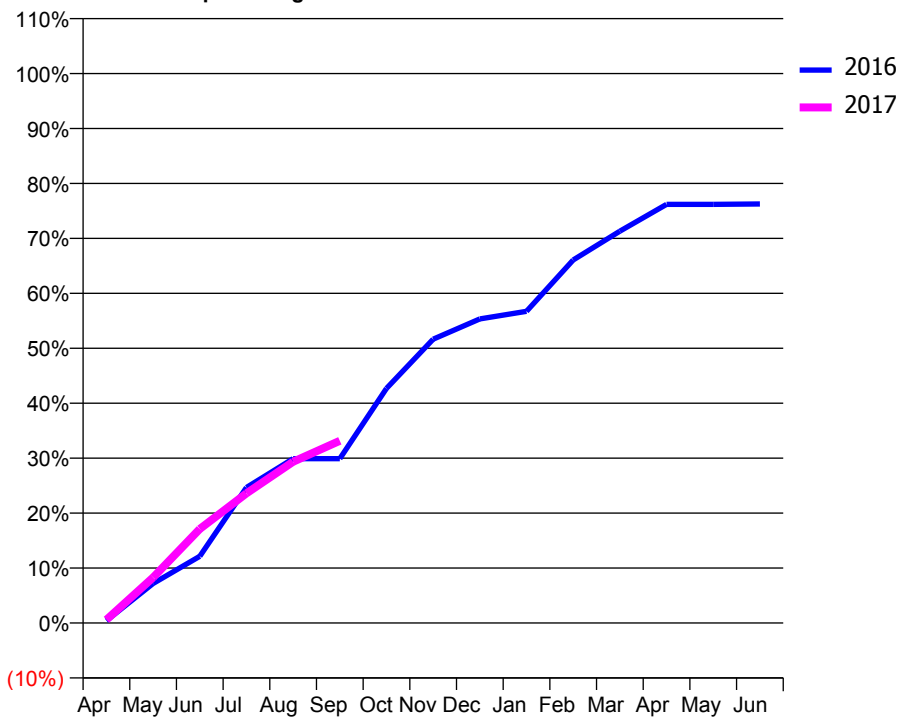
ACCESS*

Patients seen in 24 months	Total	Change since previous quarter
Quarter ending September 2015	599	
Quarter ending December 2015	585	↓
Quarter ending March 2016	562	↓
Quarter ending June 2016	560	→
Quarter ending September 2016	539	↓
Variance since September 2015	(10.0%)	↓



ACTIVITY

Cumulative percentage of contracted UDA delivered 2016 & 2017



Adjusted Scheduled Activity (UDA)

Month	2016	2017
April	6	8
May	101	116
June	170	240
July	345	330
August	419	411
September	419	464
October	598	
November	723	
December	775	
January	794	
February	925	
March	998	
April	1,067	
May	1,067	
June	1,068	

QUALITY

	Quantity	Base Number	Contract	AT	Region	England
% of FP17s for the same patient ID Re-attending within 3 months - Children	30	313	9.6%	10.4%	11.8%	12.4%
% of FP17s for the same patient ID Re-attending within 3 months - Adults	7	61	11.5%	15.9%	17.1%	16.7%
% of FP17s for the same patient ID Re-attending between 3 & 9 months - Children	156	313	49.8%	47.1%	45.8%	57.4%
% of FP17s for the same patient ID Re-attending between 3 & 9 months - Adults	25	61	41.0%	37.7%	37.6%	50.5%
% of FP17s for Band 1 Urgent Courses	16	329	4.9%	10.1%	10.6%	9.1%
% of FP17s Relating to Free Repair or Replacements	0	329	0.0%	0.6%	0.6%	0.8%
% of FP17s Relating to Continuations	1	329	0.3%	1.1%	0.9%	1.3%
% of Patients satisfied with the dentistry they have received	0	0	N/A	90.5%	90.2%	93.2%
% of Patients satisfied with the time they had to wait for an appointment	0	0	N/A	85.8%	83.8%	89.0%

* This is based on patients treated on this contract for their most recent course of treatment. Figures in italics indicate the base number of FP17s or Patient Questionnaire responses are less than 100. N/A is shown where the base number of responses is less than 10 during the period. % is calculated as Quantity/Base number*100

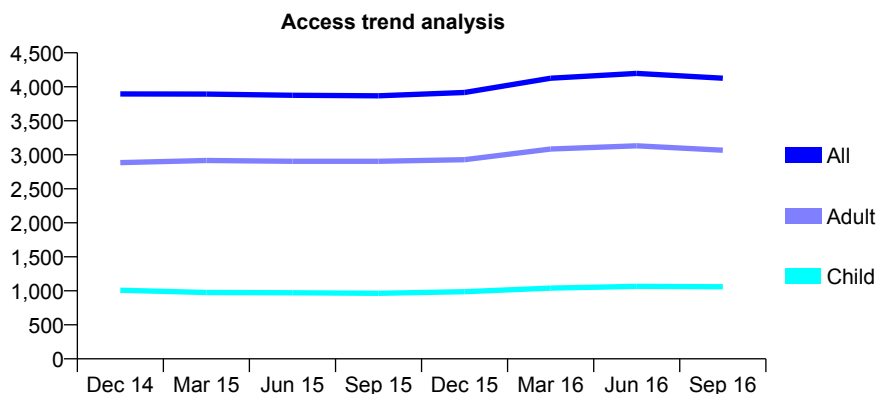
Q63 - Vital Signs At a Glance Contract Report for 228850/0002 - September 2016

Name or company name	MR TK PATEL
Contract type name	GDS Contract
Purpose of contract	General
Contract start date	01/04/2006
Contract end date	

16/17 Contracted general activity (UDA)	12,283
Carry forward general activity (UDA)	0
16/17 Contracted orthodontic activity (UOA)	0
Carry forward orthodontic activity (UOA)	0
Baseline contract value	£356,411.50

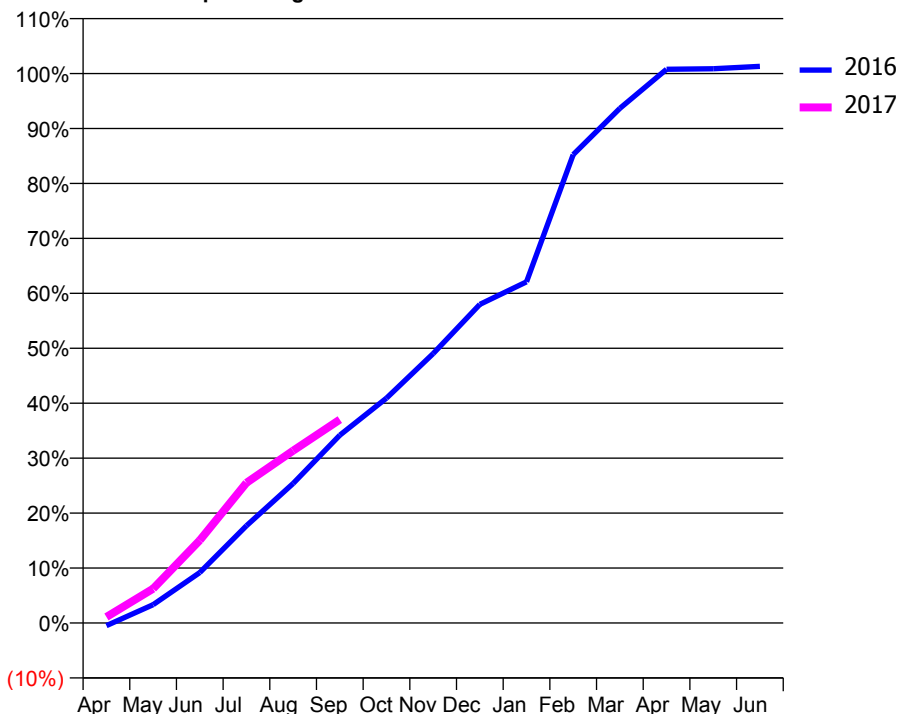
ACCESS*

Patients seen in 24 months	Total	Change since previous quarter
Quarter ending September 2015	3,867	
Quarter ending December 2015	3,916	→
Quarter ending March 2016	4,126	↑
Quarter ending June 2016	4,198	→
Quarter ending September 2016	4,126	↓
Variance since September 2015	6.7%	↑



ACTIVITY

Cumulative percentage of contracted UDA delivered 2016 & 2017



Adjusted Scheduled Activity (UDA)

Month	2016	2017
April	-57	135
May	386	766
June	1,065	1,849
July	2,052	3,135
August	2,941	3,854
September	3,959	4,547
October	4,740	
November	5,678	
December	6,717	
January	7,192	
February	9,874	
March	10,848	
April	11,673	
May	11,683	
June	11,734	

QUALITY

	Quantity	Base Number	Contract	AT	Region	England
% of FP17s for the same patient ID Re-attending within 3 months - Children	41	630	6.5%	10.4%	11.8%	12.4%
% of FP17s for the same patient ID Re-attending within 3 months - Adults	215	1,616	13.3%	15.9%	17.1%	16.7%
% of FP17s for the same patient ID Re-attending between 3 & 9 months - Children	249	630	39.5%	47.1%	45.8%	57.4%
% of FP17s for the same patient ID Re-attending between 3 & 9 months - Adults	620	1,616	38.4%	37.7%	37.6%	50.5%
% of FP17s for Band 1 Urgent Courses	181	1,968	9.2%	10.1%	10.6%	9.1%
% of FP17s Relating to Free Repair or Replacements	1	1,968	0.1%	0.6%	0.6%	0.8%
% of FP17s Relating to Continuations	6	1,968	0.3%	1.1%	0.9%	1.3%
% of Patients satisfied with the dentistry they have received	1	1	N/A	90.5%	90.2%	93.2%
% of Patients satisfied with the time they had to wait for an appointment	1	1	N/A	85.8%	83.8%	89.0%

* This is based on patients treated on this contract for their most recent course of treatment. Figures in italics indicate the base number of FP17s or Patient Questionnaire responses are less than 100. N/A is shown where the base number of responses is less than 10 during the period. % is calculated as Quantity/Base number*100

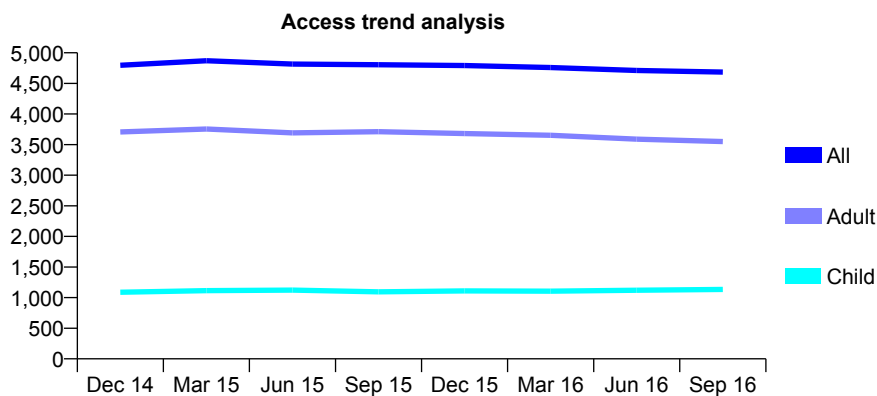
Q63 - Vital Signs At a Glance Contract Report for 228850/0003 - September 2016

Name or company name	MR TK PATEL
Contract type name	GDS Contract
Purpose of contract	General
Contract start date	01/04/2006
Contract end date	

16/17 Contracted general activity (UDA)	12,334
Carry forward general activity (UDA)	-202
16/17 Contracted orthodontic activity (UOA)	0
Carry forward orthodontic activity (UOA)	0
Baseline contract value	£404,155.93

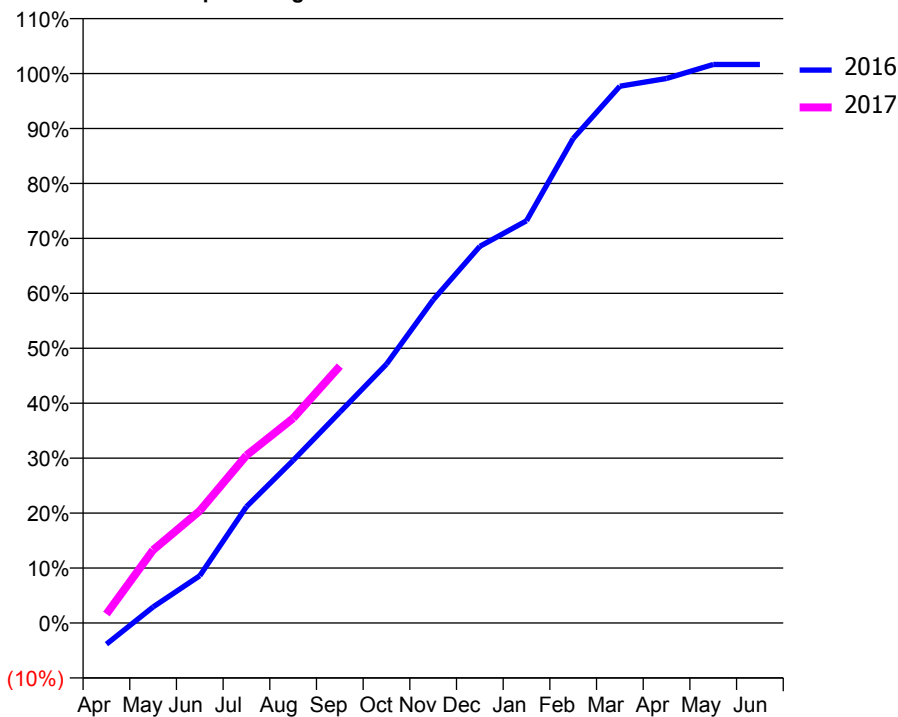
ACCESS*

Patients seen in 24 months	Total	Change since previous quarter
Quarter ending September 2015	4,805	
Quarter ending December 2015	4,791	→
Quarter ending March 2016	4,759	→
Quarter ending June 2016	4,711	↓
Quarter ending September 2016	4,685	→
Variance since September 2015	(2.5%)	↓



ACTIVITY

Cumulative percentage of contracted UDA delivered 2016 & 2017



Month	Adjusted Scheduled Activity (UDA)	
	2016	2017
April	-477	202
May	359	1,639
June	1,062	2,518
July	2,611	3,763
August	3,649	4,597
September	4,730	5,768
October	5,811	
November	7,252	
December	8,454	
January	9,028	
February	10,875	
March	12,049	
April	12,223	
May	12,536	
June	12,536	

QUALITY

	Quantity	Base Number	Contract	AT	Region	England
% of FP17s for the same patient ID Re-attending within 3 months - Children	47	700	6.7%	10.4%	11.8%	12.4%
% of FP17s for the same patient ID Re-attending within 3 months - Adults	215	1,834	11.7%	15.9%	17.1%	16.7%
% of FP17s for the same patient ID Re-attending between 3 & 9 months - Children	344	700	49.1%	47.1%	45.8%	57.4%
% of FP17s for the same patient ID Re-attending between 3 & 9 months - Adults	703	1,834	38.3%	37.7%	37.6%	50.5%
% of FP17s for Band 1 Urgent Courses	157	2,166	7.2%	10.1%	10.6%	9.1%
% of FP17s Relating to Free Repair or Replacements	10	2,166	0.5%	0.6%	0.6%	0.8%
% of FP17s Relating to Continuations	47	2,166	2.2%	1.1%	0.9%	1.3%
% of Patients satisfied with the dentistry they have received	1	1	N/A	90.5%	90.2%	93.2%
% of Patients satisfied with the time they had to wait for an appointment	1	1	N/A	85.8%	83.8%	89.0%

* This is based on patients treated on this contract for their most recent course of treatment. Figures in italics indicate the base number of FP17s or Patient Questionnaire responses are less than 100. N/A is shown where the base number of responses is less than 10 during the period. % is calculated as Quantity/Base number*100

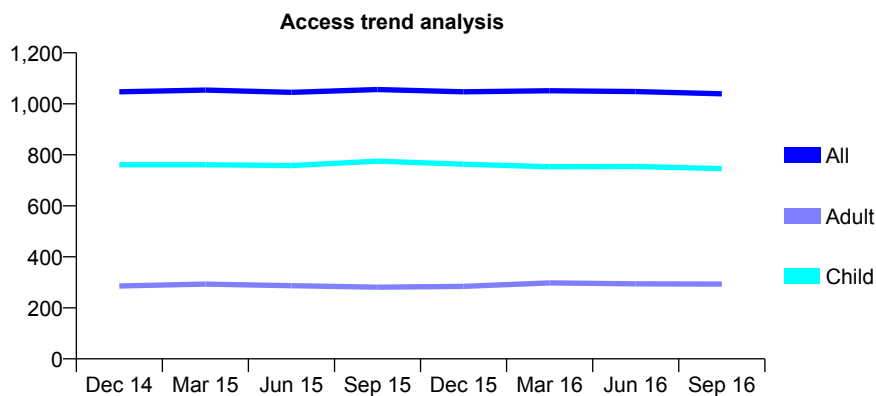
Q63 - Vital Signs At a Glance Contract Report for 228966/0001 - September 2016

Name or company name	MR AM TOMALIN
Contract type name	GDS Contract
Purpose of contract	General
Contract start date	01/04/2006
Contract end date	

16/17 Contracted general activity (UDA)	2,100
Carry forward general activity (UDA)	0
16/17 Contracted orthodontic activity (UOA)	0
Carry forward orthodontic activity (UOA)	0
Baseline contract value	£45,770.75

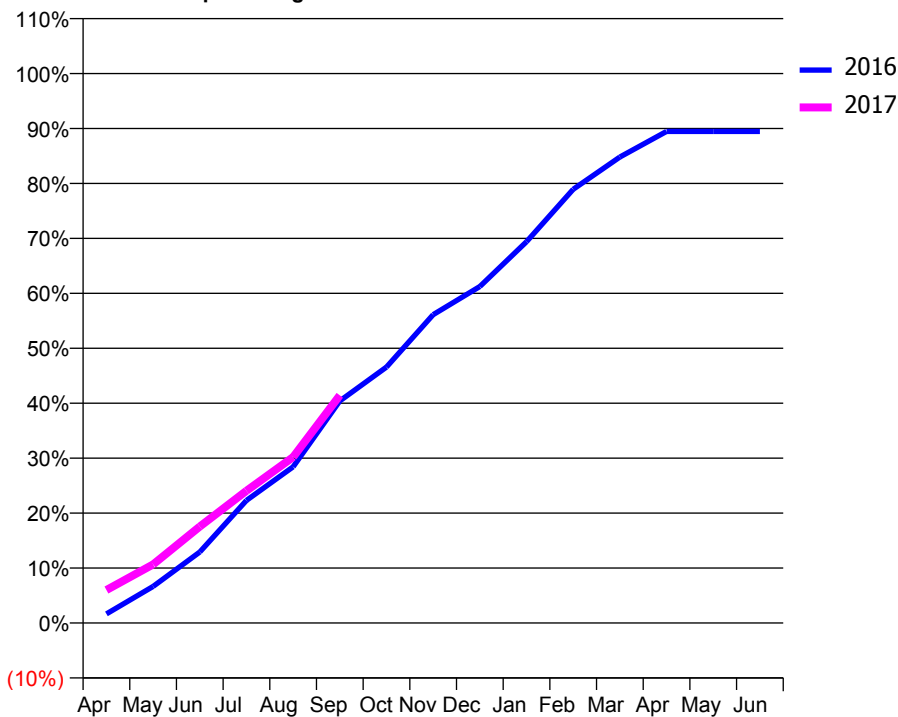
ACCESS*

Patients seen in 24 months	Total	Change since previous quarter
Quarter ending September 2015	1,056	
Quarter ending December 2015	1,047	→
Quarter ending March 2016	1,051	→
Quarter ending June 2016	1,048	→
Quarter ending September 2016	1,039	→
Variance since September 2015	(1.6%)	↓



ACTIVITY

Cumulative percentage of contracted UDA delivered 2016 & 2017



Month	Adjusted Scheduled Activity (UDA)	
	2016	2017
April	35	126
May	140	224
June	271	369
July	469	505
August	597	634
September	849	870
October	978	
November	1,178	
December	1,286	
January	1,457	
February	1,658	
March	1,781	
April	1,879	
May	1,879	
June	1,879	

QUALITY

	Quantity	Base Number	Contract	AT	Region	England
% of FP17s for the same patient ID Re-attending within 3 months - Children	35	601	5.8%	10.4%	11.8%	12.4%
% of FP17s for the same patient ID Re-attending within 3 months - Adults	8	138	5.8%	15.9%	17.1%	16.7%
% of FP17s for the same patient ID Re-attending between 3 & 9 months - Children	400	601	66.6%	47.1%	45.8%	57.4%
% of FP17s for the same patient ID Re-attending between 3 & 9 months - Adults	70	138	50.7%	37.7%	37.6%	50.5%
% of FP17s for Band 1 Urgent Courses	17	665	2.6%	10.1%	10.6%	9.1%
% of FP17s Relating to Free Repair or Replacements	0	665	0.0%	0.6%	0.6%	0.8%
% of FP17s Relating to Continuations	0	665	0.0%	1.1%	0.9%	1.3%
% of Patients satisfied with the dentistry they have received	0	0	N/A	90.5%	90.2%	93.2%
% of Patients satisfied with the time they had to wait for an appointment	0	0	N/A	85.8%	83.8%	89.0%

* This is based on patients treated on this contract for their most recent course of treatment. Figures in italics indicate the base number of FP17s or Patient Questionnaire responses are less than 100. N/A is shown where the base number of responses is less than 10 during the period. % is calculated as Quantity/Base number*100

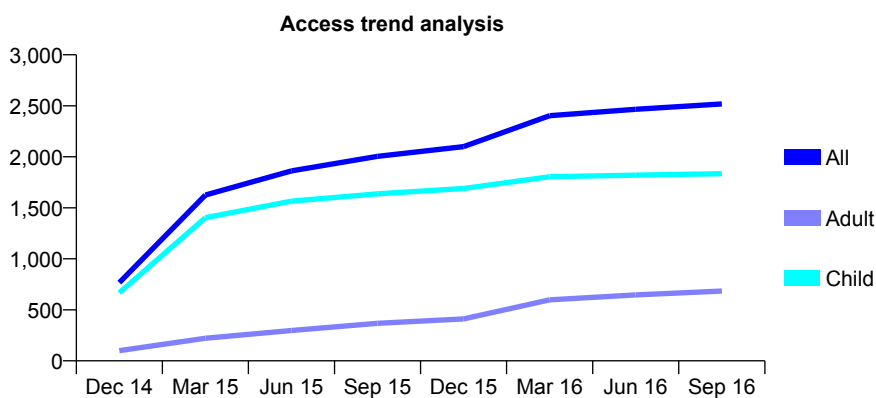
Q63 - Vital Signs At a Glance Contract Report for 230316/0001 - September 2016

Name or company name	MR PA DOOLEY
Contract type name	GDS Contract
Purpose of contract	General
Contract start date	01/09/2014
Contract end date	

16/17 Contracted general activity (UDA)	5,500
Carry forward general activity (UDA)	0
16/17 Contracted orthodontic activity (UOA)	0
Carry forward orthodontic activity (UOA)	0
Baseline contract value	£125,419.23

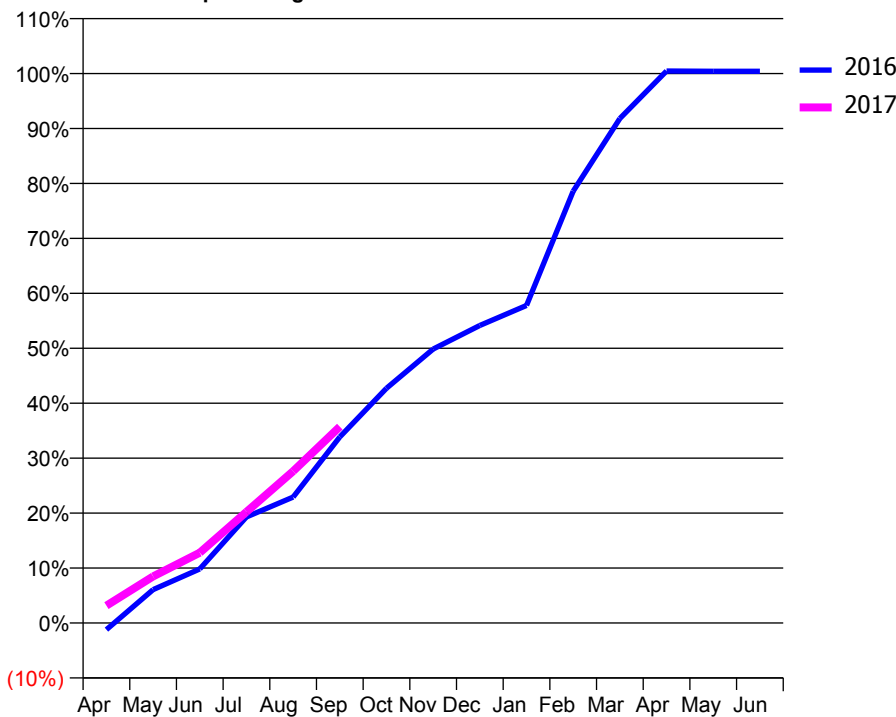
ACCESS*

Patients seen in 24 months	Total	Change since previous quarter
Quarter ending September 2015	2,005	
Quarter ending December 2015	2,100	↑
Quarter ending March 2016	2,403	↑
Quarter ending June 2016	2,466	↑
Quarter ending September 2016	2,518	↑
Variance since September 2015	25.6%	↑



ACTIVITY

Cumulative percentage of contracted UDA delivered 2016 & 2017



Month	Adjusted Scheduled Activity (UDA)	
	2016	2017
April	-68	174
May	335	466
June	541	704
July	1,061	1,113
August	1,261	1,520
September	1,863	1,966
October	2,350	
November	2,743	
December	2,978	
January	3,179	
February	4,322	
March	5,050	
April	5,525	
May	5,522	
June	5,522	

QUALITY

	Quantity	Base Number	Contract	AT	Region	England
% of FP17s for the same patient ID Re-attending within 3 months - Children	73	1,359	5.4%	10.4%	11.8%	12.4%
% of FP17s for the same patient ID Re-attending within 3 months - Adults	19	240	7.9%	15.9%	17.1%	16.7%
% of FP17s for the same patient ID Re-attending between 3 & 9 months - Children	837	1,359	61.6%	47.1%	45.8%	57.4%
% of FP17s for the same patient ID Re-attending between 3 & 9 months - Adults	103	240	42.9%	37.7%	37.6%	50.5%
% of FP17s for Band 1 Urgent Courses	34	1,290	2.6%	10.1%	10.6%	9.1%
% of FP17s Relating to Free Repair or Replacements	0	1,290	0.0%	0.6%	0.6%	0.8%
% of FP17s Relating to Continuations	2	1,290	0.2%	1.1%	0.9%	1.3%
% of Patients satisfied with the dentistry they have received	0	1	N/A	90.5%	90.2%	93.2%
% of Patients satisfied with the time they had to wait for an appointment	0	1	N/A	85.8%	83.8%	89.0%

* This is based on patients treated on this contract for their most recent course of treatment. Figures in italics indicate the base number of FP17s or Patient Questionnaire responses are less than 100. N/A is shown where the base number of responses is less than 10 during the period. % is calculated as Quantity/Base number*100

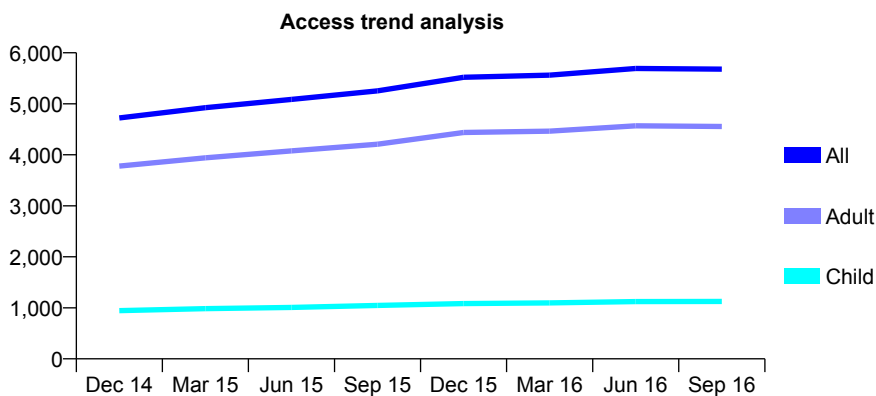
Q63 - Vital Signs At a Glance Contract Report for 234141/0001 - September 2016

Name or company name	MR DS TRENT
Contract type name	GDS Contract
Purpose of contract	General
Contract start date	01/04/2006
Contract end date	

16/17 Contracted general activity (UDA)	19,000
Carry forward general activity (UDA)	-19
16/17 Contracted orthodontic activity (UOA)	0
Carry forward orthodontic activity (UOA)	0
Baseline contract value	£551,664.99

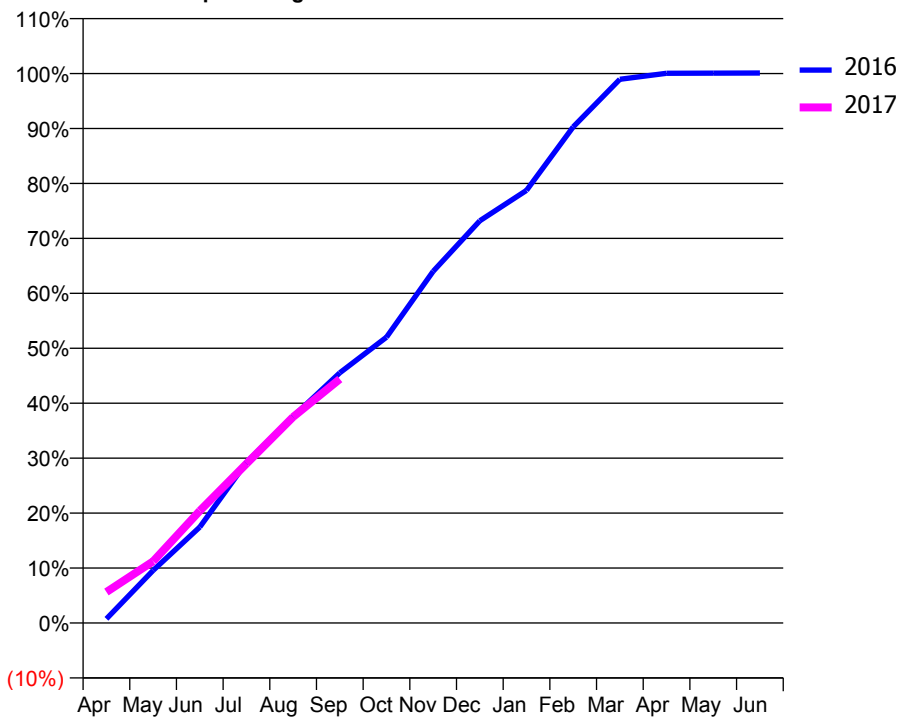
ACCESS*

Patients seen in 24 months	Total	Change since previous quarter
Quarter ending September 2015	5,253	
Quarter ending December 2015	5,521	↑
Quarter ending March 2016	5,562	→
Quarter ending June 2016	5,692	↑
Quarter ending September 2016	5,681	→
Variance since September 2015	8.1%	↑



ACTIVITY

Cumulative percentage of contracted UDA delivered 2016 & 2017



Month	Adjusted Scheduled Activity (UDA)	
	2016	2017
April	143	1,073
May	1,820	2,135
June	3,319	3,882
July	5,554	5,509
August	7,140	7,126
September	8,650	8,435
October	9,883	
November	12,161	
December	13,906	
January	14,960	
February	17,155	
March	18,802	
April	19,010	
May	19,015	
June	19,019	

QUALITY

	Quantity	Base Number	Contract	AT	Region	England
% of FP17s for the same patient ID Re-attending within 3 months - Children	49	597	8.2%	10.4%	11.8%	12.4%
% of FP17s for the same patient ID Re-attending within 3 months - Adults	382	2,470	15.5%	15.9%	17.1%	16.7%
% of FP17s for the same patient ID Re-attending between 3 & 9 months - Children	206	597	34.5%	47.1%	45.8%	57.4%
% of FP17s for the same patient ID Re-attending between 3 & 9 months - Adults	862	2,470	34.9%	37.7%	37.6%	50.5%
% of FP17s for Band 1 Urgent Courses	353	2,993	11.8%	10.1%	10.6%	9.1%
% of FP17s Relating to Free Repair or Replacements	21	2,993	0.7%	0.6%	0.6%	0.8%
% of FP17s Relating to Continuations	43	2,993	1.4%	1.1%	0.9%	1.3%
% of Patients satisfied with the dentistry they have received	12	16	75.0%	90.5%	90.2%	93.2%
% of Patients satisfied with the time they had to wait for an appointment	15	16	93.8%	85.8%	83.8%	89.0%

* This is based on patients treated on this contract for their most recent course of treatment. Figures in italics indicate the base number of FP17s or Patient Questionnaire responses are less than 100. N/A is shown where the base number of responses is less than 10 during the period. % is calculated as Quantity/Base number*100

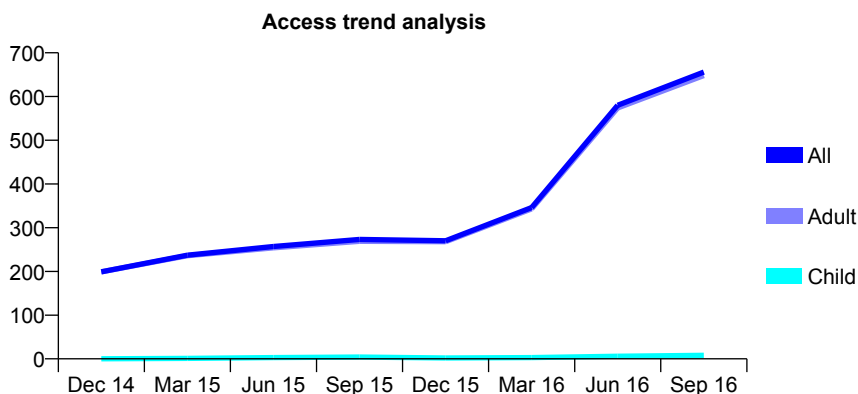
Q63 - Vital Signs At a Glance Contract Report for 234141/0002 - September 2016

Name or company name	MR DS TRENT
Contract type name	PDS Contract
Purpose of contract	General
Contract start date	01/09/2010
Contract end date	31/03/2017

16/17 Contracted general activity (UDA)	2,097
Carry forward general activity (UDA)	0
16/17 Contracted orthodontic activity (UOA)	0
Carry forward orthodontic activity (UOA)	0
Baseline contract value	£102,156.46

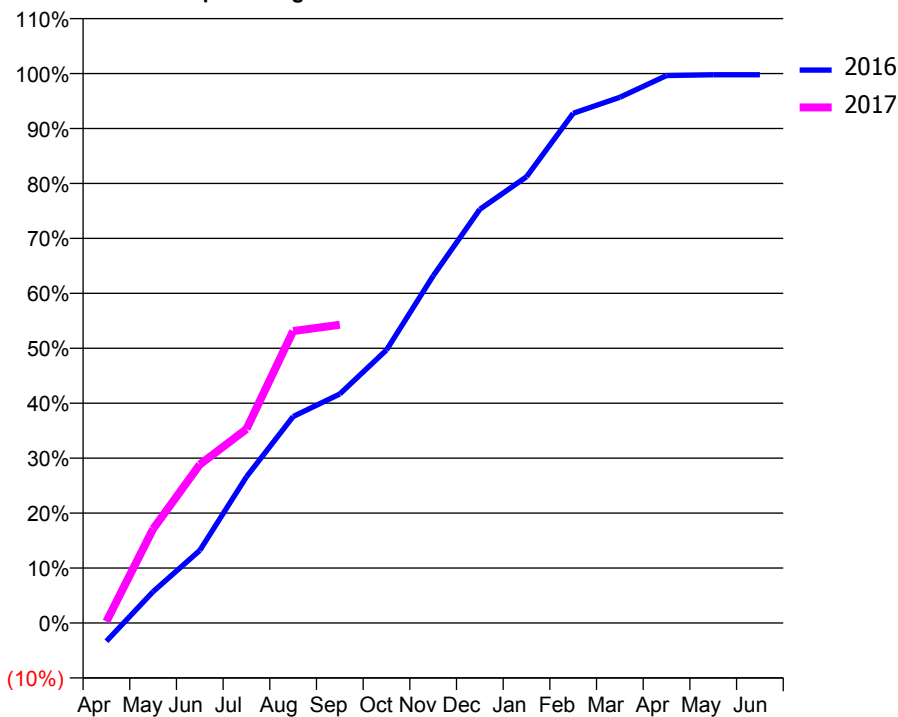
ACCESS*

Patients seen in 24 months	Total	Change since previous quarter
Quarter ending September 2015	273	
Quarter ending December 2015	270	↓
Quarter ending March 2016	346	↑
Quarter ending June 2016	580	↑
Quarter ending September 2016	656	↑
Variance since September 2015	140.3%	↑



ACTIVITY

Cumulative percentage of contracted UDA delivered 2016 & 2017



Month	Adjusted Scheduled Activity (UDA)	
	2016	2017
April	-70	6
May	120	359
June	277	605
July	558	740
August	788	1,114
September	874	1,138
October	1,042	
November	1,325	
December	1,579	
January	1,703	
February	1,945	
March	2,006	
April	2,089	
May	2,092	
June	2,092	

QUALITY

	Quantity	Base Number	Contract	AT	Region	England
% of FP17s for the same patient ID Re-attending within 3 months - Children	0	8	0.0%	10.4%	11.8%	12.4%
% of FP17s for the same patient ID Re-attending within 3 months - Adults	3	438	0.7%	15.9%	17.1%	16.7%
% of FP17s for the same patient ID Re-attending between 3 & 9 months - Children	0	8	0.0%	47.1%	45.8%	57.4%
% of FP17s for the same patient ID Re-attending between 3 & 9 months - Adults	3	438	0.7%	37.7%	37.6%	50.5%
% of FP17s for Band 1 Urgent Courses	0	414	0.0%	10.1%	10.6%	9.1%
% of FP17s Relating to Free Repair or Replacements	0	414	0.0%	0.6%	0.6%	0.8%
% of FP17s Relating to Continuations	0	414	0.0%	1.1%	0.9%	1.3%
% of Patients satisfied with the dentistry they have received	3	3	N/A	90.5%	90.2%	93.2%
% of Patients satisfied with the time they had to wait for an appointment	2	3	N/A	85.8%	83.8%	89.0%

* This is based on patients treated on this contract for their most recent course of treatment. Figures in italics indicate the base number of FP17s or Patient Questionnaire responses are less than 100. N/A is shown where the base number of responses is less than 10 during the period. % is calculated as Quantity/Base number*100

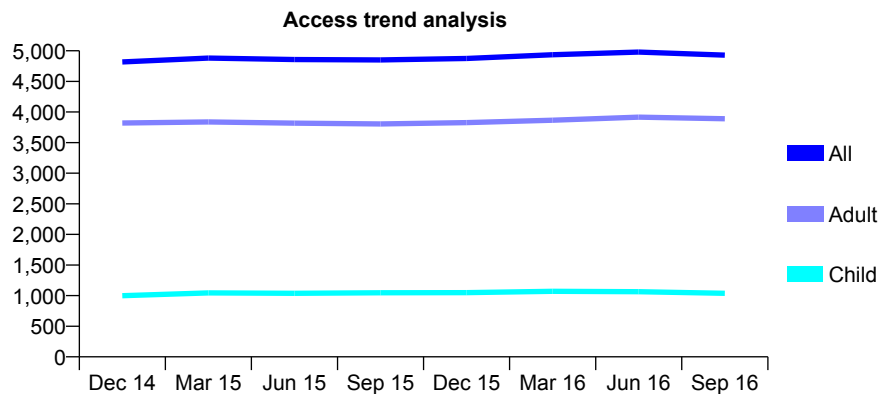
Q63 - Vital Signs At a Glance Contract Report for 239992/0001 - September 2016

Name or company name	MR J PATEL
Contract type name	GDS Contract
Purpose of contract	General
Contract start date	01/04/2006
Contract end date	

16/17 Contracted general activity (UDA)	14,173
Carry forward general activity (UDA)	309
16/17 Contracted orthodontic activity (UOA)	0
Carry forward orthodontic activity (UOA)	0
Baseline contract value	£378,186.10

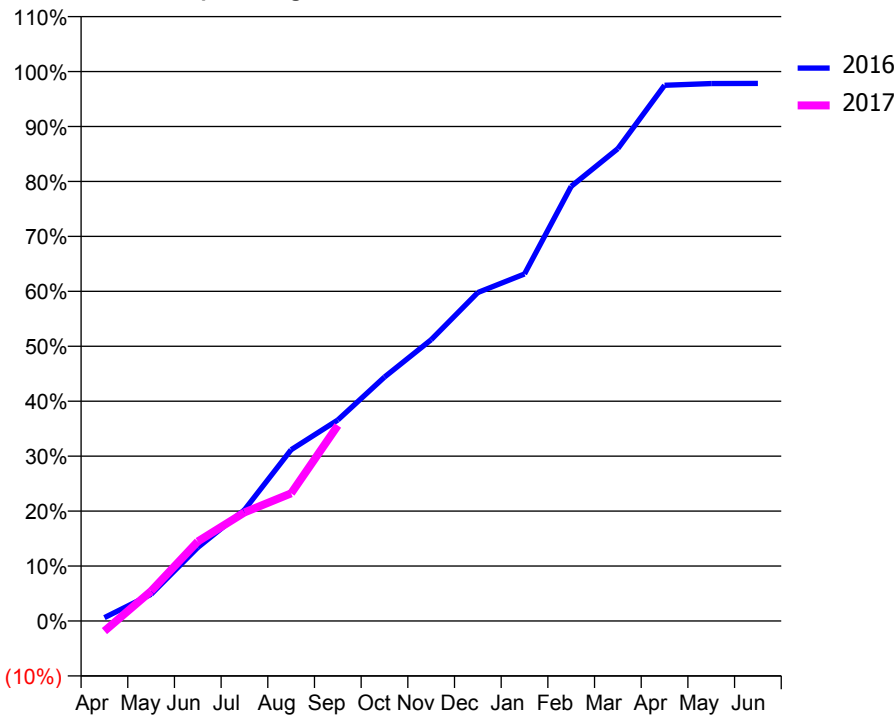
ACCESS*

Patients seen in 24 months	Total	Change since previous quarter
Quarter ending September 2015	4,851	
Quarter ending December 2015	4,874	→
Quarter ending March 2016	4,936	→
Quarter ending June 2016	4,980	→
Quarter ending September 2016	4,929	↓
Variance since September 2015	1.6%	→



ACTIVITY

Cumulative percentage of contracted UDA delivered 2016 & 2017



Month	Adjusted Scheduled Activity (UDA)	
	2016	2017
April	86	-262
May	689	774
June	1,897	2,051
July	2,866	2,801
August	4,418	3,294
September	5,183	5,044
October	6,291	
November	7,257	
December	8,472	
January	8,952	
February	11,209	
March	12,186	
April	13,819	
May	13,861	
June	13,864	

QUALITY

	Quantity	Base Number	Contract	AT	Region	England
% of FP17s for the same patient ID Re-attending within 3 months - Children	64	718	8.9%	10.4%	11.8%	12.4%
% of FP17s for the same patient ID Re-attending within 3 months - Adults	244	2,211	11.0%	15.9%	17.1%	16.7%
% of FP17s for the same patient ID Re-attending between 3 & 9 months - Children	336	718	46.8%	47.1%	45.8%	57.4%
% of FP17s for the same patient ID Re-attending between 3 & 9 months - Adults	920	2,211	41.6%	37.7%	37.6%	50.5%
% of FP17s for Band 1 Urgent Courses	158	2,262	7.0%	10.1%	10.6%	9.1%
% of FP17s Relating to Free Repair or Replacements	0	2,262	0.0%	0.6%	0.6%	0.8%
% of FP17s Relating to Continuations	14	2,262	0.6%	1.1%	0.9%	1.3%
% of Patients satisfied with the dentistry they have received	4	4	N/A	90.5%	90.2%	93.2%
% of Patients satisfied with the time they had to wait for an appointment	4	4	N/A	85.8%	83.8%	89.0%

* This is based on patients treated on this contract for their most recent course of treatment. Figures in italics indicate the base number of FP17s or Patient Questionnaire responses are less than 100. N/A is shown where the base number of responses is less than 10 during the period. % is calculated as Quantity/Base number*100

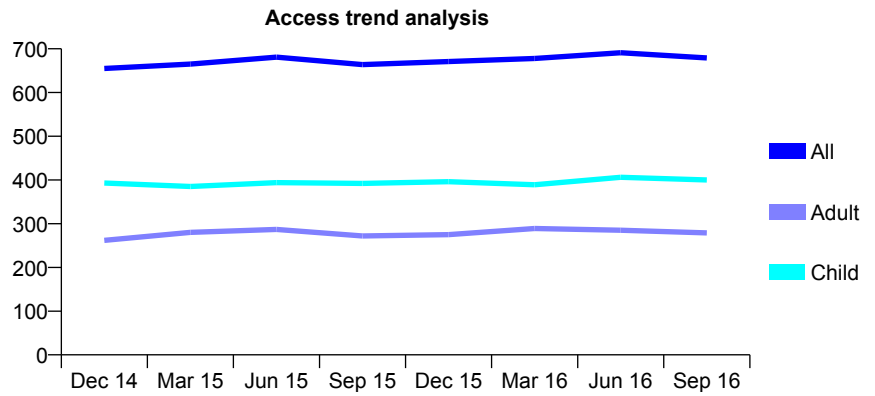
Q63 - Vital Signs At a Glance Contract Report for 241377/0001 - September 2016

Name or company name	MR DJ SCHWARTZ
Contract type name	GDS Contract
Purpose of contract	General
Contract start date	01/01/2013
Contract end date	

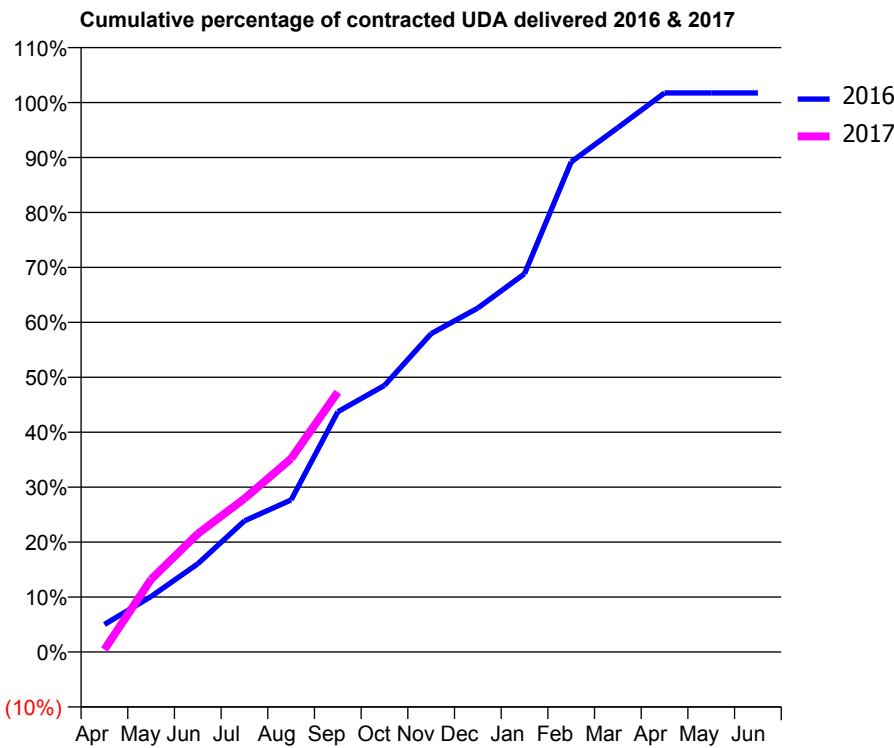
16/17 Contracted general activity (UDA)	1,315
Carry forward general activity (UDA)	0
16/17 Contracted orthodontic activity (UOA)	0
Carry forward orthodontic activity (UOA)	0
Baseline contract value	£28,458.74

ACCESS*

Patients seen in 24 months	Total	Change since previous quarter
Quarter ending September 2015	664	
Quarter ending December 2015	671	→
Quarter ending March 2016	678	→
Quarter ending June 2016	691	→
Quarter ending September 2016	679	↓
Variance since September 2015	2.3%	↑



ACTIVITY



Month	Adjusted Scheduled Activity (UDA)	
	2016	2017
April	66	6
May	133	174
June	211	283
July	314	367
August	364	463
September	575	622
October	638	
November	762	
December	823	
January	905	
February	1,173	
March	1,255	
April	1,338	
May	1,338	
June	1,338	

QUALITY

	Quantity	Base Number	Contract	AT	Region	England
% of FP17s for the same patient ID Re-attending within 3 months - Children	2	207	1.0%	10.4%	11.8%	12.4%
% of FP17s for the same patient ID Re-attending within 3 months - Adults	1	76	1.3%	15.9%	17.1%	16.7%
% of FP17s for the same patient ID Re-attending between 3 & 9 months - Children	48	207	23.2%	47.1%	45.8%	57.4%
% of FP17s for the same patient ID Re-attending between 3 & 9 months - Adults	10	76	13.2%	37.7%	37.6%	50.5%
% of FP17s for Band 1 Urgent Courses	0	243	0.0%	10.1%	10.6%	9.1%
% of FP17s Relating to Free Repair or Replacements	0	243	0.0%	0.6%	0.6%	0.8%
% of FP17s Relating to Continuations	0	243	0.0%	1.1%	0.9%	1.3%
% of Patients satisfied with the dentistry they have received	0	0	N/A	90.5%	90.2%	93.2%
% of Patients satisfied with the time they had to wait for an appointment	0	0	N/A	85.8%	83.8%	89.0%

* This is based on patients treated on this contract for their most recent course of treatment. Figures in italics indicate the base number of FP17s or Patient Questionnaire responses are less than 100. N/A is shown where the base number of responses is less than 10 during the period. % is calculated as Quantity/Base number*100

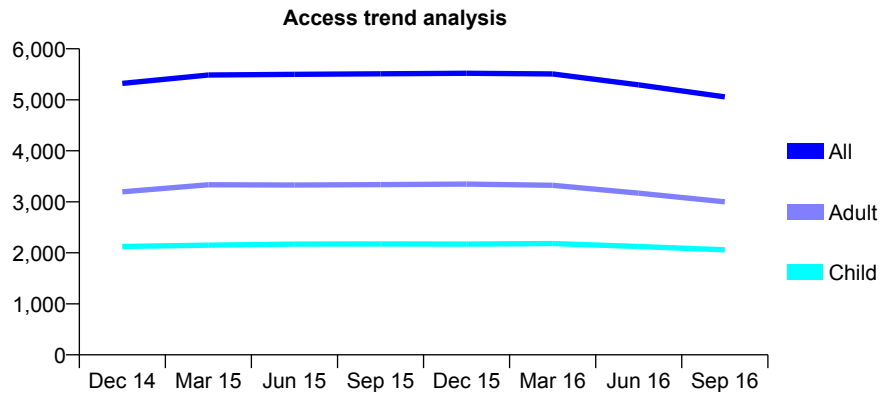
Q63 - Vital Signs At a Glance Contract Report for 244317/0001 - September 2016

Name or company name	MR DS KULLAR
Contract type name	GDS Contract
Purpose of contract	General
Contract start date	01/04/2006
Contract end date	

16/17 Contracted general activity (UDA)	16,130
Carry forward general activity (UDA)	0
16/17 Contracted orthodontic activity (UOA)	0
Carry forward orthodontic activity (UOA)	0
Baseline contract value	£433,812.27

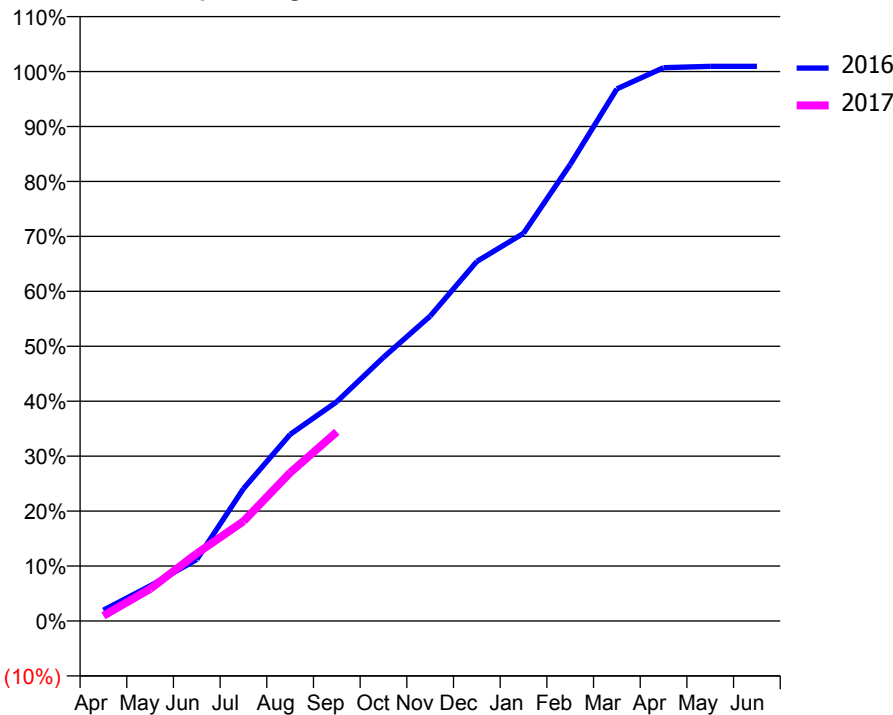
ACCESS*

Patients seen in 24 months	Total	Change since previous quarter
Quarter ending September 2015	5,510	
Quarter ending December 2015	5,520	→
Quarter ending March 2016	5,506	→
Quarter ending June 2016	5,294	↓
Quarter ending September 2016	5,058	↓
Variance since September 2015	(8.2%)	↓



ACTIVITY

Cumulative percentage of contracted UDA delivered 2016 & 2017



Month	Adjusted Scheduled Activity (UDA)	
	2016	2017
April	319	156
May	1,032	941
June	1,805	1,983
July	3,884	2,928
August	5,478	4,355
September	6,436	5,553
October	7,740	
November	8,951	
December	10,557	
January	11,380	
February	13,400	
March	15,621	
April	16,243	
May	16,280	
June	16,280	

QUALITY

	Quantity	Base Number	Contract	AT	Region	England
% of FP17s for the same patient ID Re-attending within 3 months - Children	35	1,196	2.9%	10.4%	11.8%	12.4%
% of FP17s for the same patient ID Re-attending within 3 months - Adults	138	1,375	10.0%	15.9%	17.1%	16.7%
% of FP17s for the same patient ID Re-attending between 3 & 9 months - Children	641	1,196	53.6%	47.1%	45.8%	57.4%
% of FP17s for the same patient ID Re-attending between 3 & 9 months - Adults	563	1,375	40.9%	37.7%	37.6%	50.5%
% of FP17s for Band 1 Urgent Courses	184	2,330	7.9%	10.1%	10.6%	9.1%
% of FP17s Relating to Free Repair or Replacements	6	2,330	0.3%	0.6%	0.6%	0.8%
% of FP17s Relating to Continuations	5	2,330	0.2%	1.1%	0.9%	1.3%
% of Patients satisfied with the dentistry they have received	3	3	N/A	90.5%	90.2%	93.2%
% of Patients satisfied with the time they had to wait for an appointment	2	3	N/A	85.8%	83.8%	89.0%

* This is based on patients treated on this contract for their most recent course of treatment. Figures in italics indicate the base number of FP17s or Patient Questionnaire responses are less than 100. N/A is shown where the base number of responses is less than 10 during the period. % is calculated as Quantity/Base number*100

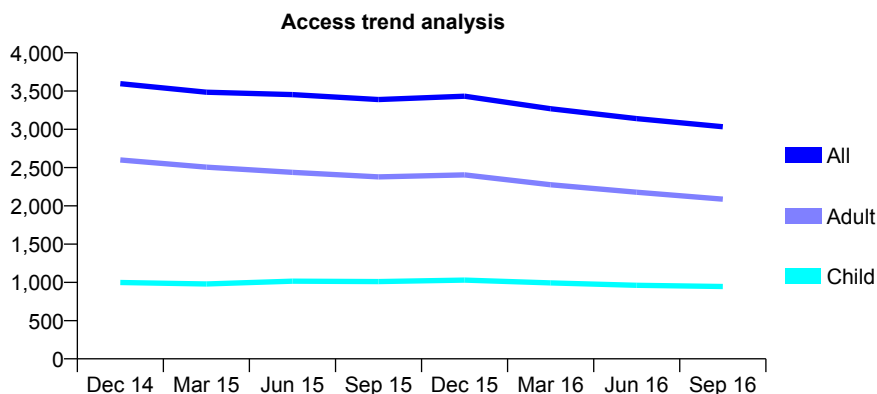
Q63 - Vital Signs At a Glance Contract Report for 244325/0001 - September 2016

Name or company name	MISS G MEHRA
Contract type name	GDS Contract
Purpose of contract	General
Contract start date	01/04/2006
Contract end date	

16/17 Contracted general activity (UDA)	6,912
Carry forward general activity (UDA)	0
16/17 Contracted orthodontic activity (UOA)	0
Carry forward orthodontic activity (UOA)	0
Baseline contract value	£206,302.22

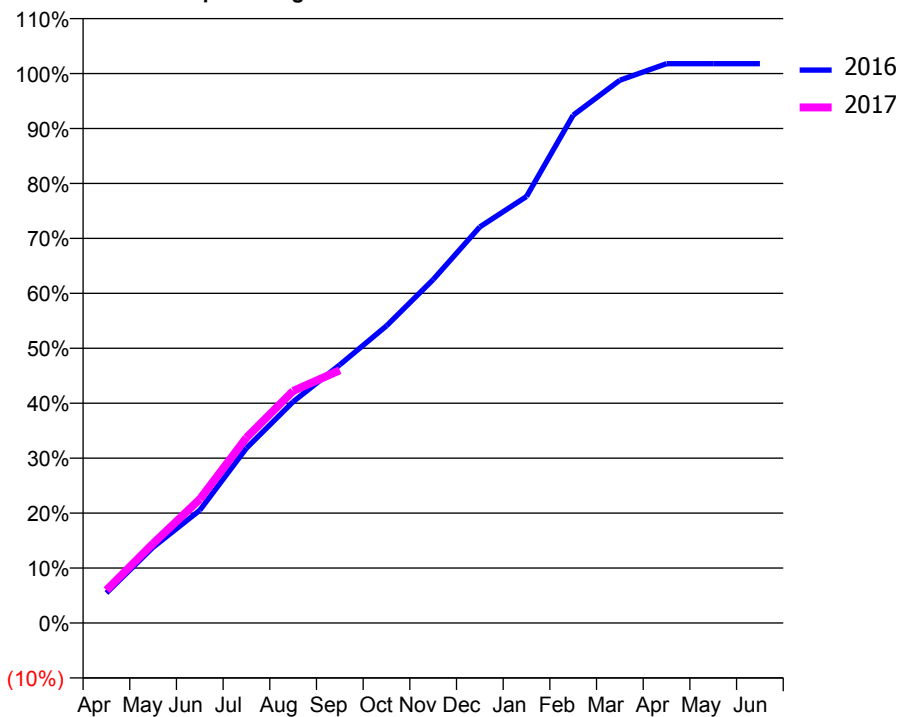
ACCESS*

Patients seen in 24 months	Total	Change since previous quarter
Quarter ending September 2015	3,389	
Quarter ending December 2015	3,433	→
Quarter ending March 2016	3,268	↓
Quarter ending June 2016	3,140	↓
Quarter ending September 2016	3,033	↓
Variance since September 2015	(10.5%)	↓



ACTIVITY

Cumulative percentage of contracted UDA delivered 2016 & 2017



Month	Adjusted Scheduled Activity (UDA)	
	2016	2017
April	378	414
May	953	1,000
June	1,419	1,558
July	2,200	2,332
August	2,784	2,919
September	3,248	3,179
October	3,739	
November	4,320	
December	4,983	
January	5,365	
February	6,388	
March	6,827	
April	7,036	
May	7,036	
June	7,036	

QUALITY

	Quantity	Base Number	Contract	AT	Region	England
% of FP17s for the same patient ID Re-attending within 3 months - Children	27	620	4.4%	10.4%	11.8%	12.4%
% of FP17s for the same patient ID Re-attending within 3 months - Adults	115	1,052	10.9%	15.9%	17.1%	16.7%
% of FP17s for the same patient ID Re-attending between 3 & 9 months - Children	345	620	55.6%	47.1%	45.8%	57.4%
% of FP17s for the same patient ID Re-attending between 3 & 9 months - Adults	478	1,052	45.4%	37.7%	37.6%	50.5%
% of FP17s for Band 1 Urgent Courses	68	1,570	4.3%	10.1%	10.6%	9.1%
% of FP17s Relating to Free Repair or Replacements	7	1,570	0.4%	0.6%	0.6%	0.8%
% of FP17s Relating to Continuations	17	1,570	1.1%	1.1%	0.9%	1.3%
% of Patients satisfied with the dentistry they have received	2	2	N/A	90.5%	90.2%	93.2%
% of Patients satisfied with the time they had to wait for an appointment	1	2	N/A	85.8%	83.8%	89.0%

* This is based on patients treated on this contract for their most recent course of treatment. Figures in italics indicate the base number of FP17s or Patient Questionnaire responses are less than 100. N/A is shown where the base number of responses is less than 10 during the period. % is calculated as Quantity/Base number*100

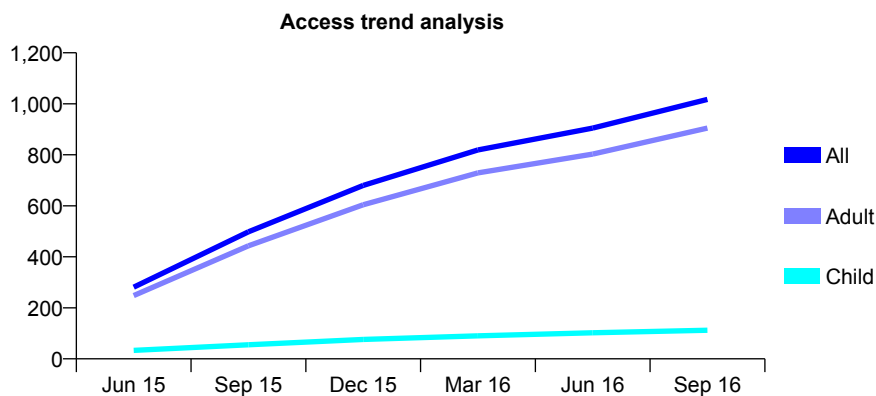
Q63 - Vital Signs At a Glance Contract Report for 253766/0002 - September 2016

Name or company name	MR OA ODEYEMI
Contract type name	GDS Contract
Purpose of contract	General
Contract start date	01/04/2015
Contract end date	

16/17 Contracted general activity (UDA)	3,667
Carry forward general activity (UDA)	0
16/17 Contracted orthodontic activity (UOA)	0
Carry forward orthodontic activity (UOA)	0
Baseline contract value	£99,194.27

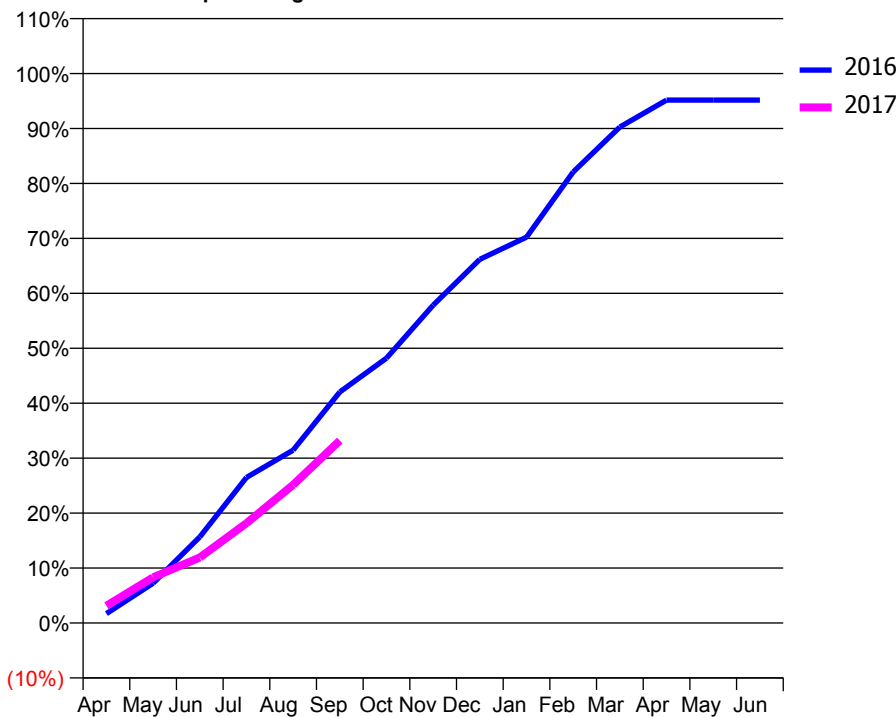
ACCESS*

Patients seen in 24 months	Total	Change since previous quarter
Quarter ending September 2015	498	
Quarter ending December 2015	680	↑
Quarter ending March 2016	819	↑
Quarter ending June 2016	905	↑
Quarter ending September 2016	1,017	↑
Variance since September 2015	104.2%	↑



ACTIVITY

Cumulative percentage of contracted UDA delivered 2016 & 2017



Month	Adjusted Scheduled Activity (UDA)	
	2016	2017
April	63	115
May	266	305
June	574	437
July	971	666
August	1,154	922
September	1,542	1,218
October	1,768	
November	2,121	
December	2,427	
January	2,575	
February	3,010	
March	3,310	
April	3,490	
May	3,490	
June	3,490	

QUALITY

	Quantity	Base Number	Contract	AT	Region	England
% of FP17s for the same patient ID Re-attending within 3 months - Children	3	70	4.3%	10.4%	11.8%	12.4%
% of FP17s for the same patient ID Re-attending within 3 months - Adults	48	484	9.9%	15.9%	17.1%	16.7%
% of FP17s for the same patient ID Re-attending between 3 & 9 months - Children	22	70	31.4%	47.1%	45.8%	57.4%
% of FP17s for the same patient ID Re-attending between 3 & 9 months - Adults	146	484	30.2%	37.7%	37.6%	50.5%
% of FP17s for Band 1 Urgent Courses	46	500	9.2%	10.1%	10.6%	9.1%
% of FP17s Relating to Free Repair or Replacements	0	500	0.0%	0.6%	0.6%	0.8%
% of FP17s Relating to Continuations	10	500	2.0%	1.1%	0.9%	1.3%
% of Patients satisfied with the dentistry they have received	2	3	N/A	90.5%	90.2%	93.2%
% of Patients satisfied with the time they had to wait for an appointment	3	3	N/A	85.8%	83.8%	89.0%

* This is based on patients treated on this contract for their most recent course of treatment. Figures in italics indicate the base number of FP17s or Patient Questionnaire responses are less than 100. N/A is shown where the base number of responses is less than 10 during the period. % is calculated as Quantity/Base number*100

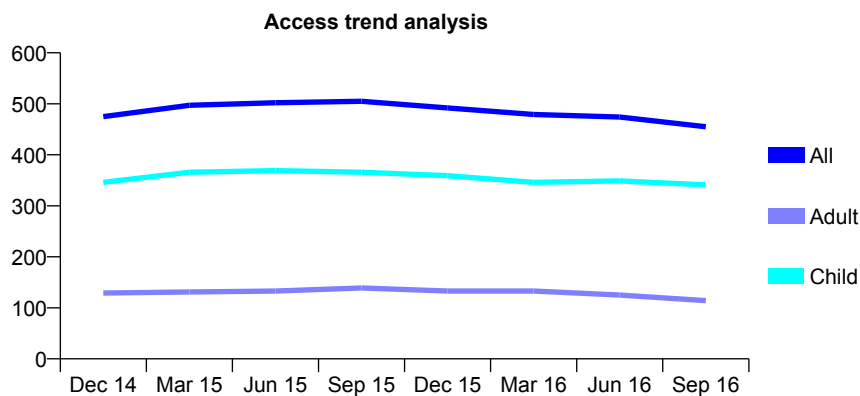
Q63 - Vital Signs At a Glance Contract Report for 254010/0001 - September 2016

Name or company name	MR P AZARI
Contract type name	GDS Contract
Purpose of contract	General
Contract start date	01/04/2006
Contract end date	

16/17 Contracted general activity (UDA)	800
Carry forward general activity (UDA)	20
16/17 Contracted orthodontic activity (UOA)	0
Carry forward orthodontic activity (UOA)	0
Baseline contract value	£21,890.08

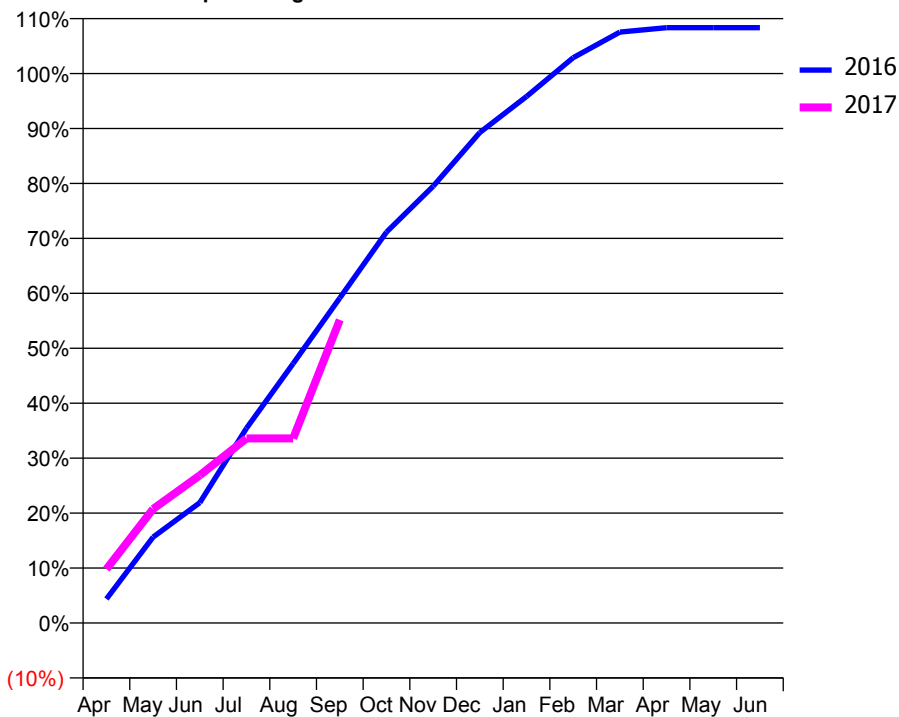
ACCESS*

Patients seen in 24 months	Total	Change since previous quarter
Quarter ending September 2015	505	
Quarter ending December 2015	492	↓
Quarter ending March 2016	479	↓
Quarter ending June 2016	474	↓
Quarter ending September 2016	455	↓
Variance since September 2015	(9.9%)	↓



ACTIVITY

Cumulative percentage of contracted UDA delivered 2016 & 2017



Month	Adjusted Scheduled Activity (UDA)	
	2016	2017
April	35	79
May	125	166
June	175	215
July	284	269
August	378	269
September	473	441
October	569	
November	636	
December	714	
January	767	
February	823	
March	860	
April	867	
May	867	
June	867	

QUALITY

	Quantity	Base Number	Contract	AT	Region	England
% of FP17s for the same patient ID Re-attending within 3 months - Children	12	250	4.8%	10.4%	11.8%	12.4%
% of FP17s for the same patient ID Re-attending within 3 months - Adults	5	61	8.2%	15.9%	17.1%	16.7%
% of FP17s for the same patient ID Re-attending between 3 & 9 months - Children	102	250	40.8%	47.1%	45.8%	57.4%
% of FP17s for the same patient ID Re-attending between 3 & 9 months - Adults	31	61	50.8%	37.7%	37.6%	50.5%
% of FP17s for Band 1 Urgent Courses	17	304	5.6%	10.1%	10.6%	9.1%
% of FP17s Relating to Free Repair or Replacements	0	304	0.0%	0.6%	0.6%	0.8%
% of FP17s Relating to Continuations	0	304	0.0%	1.1%	0.9%	1.3%
% of Patients satisfied with the dentistry they have received	0	0	N/A	90.5%	90.2%	93.2%
% of Patients satisfied with the time they had to wait for an appointment	0	0	N/A	85.8%	83.8%	89.0%

* This is based on patients treated on this contract for their most recent course of treatment. Figures in italics indicate the base number of FP17s or Patient Questionnaire responses are less than 100. N/A is shown where the base number of responses is less than 10 during the period. % is calculated as Quantity/Base number*100

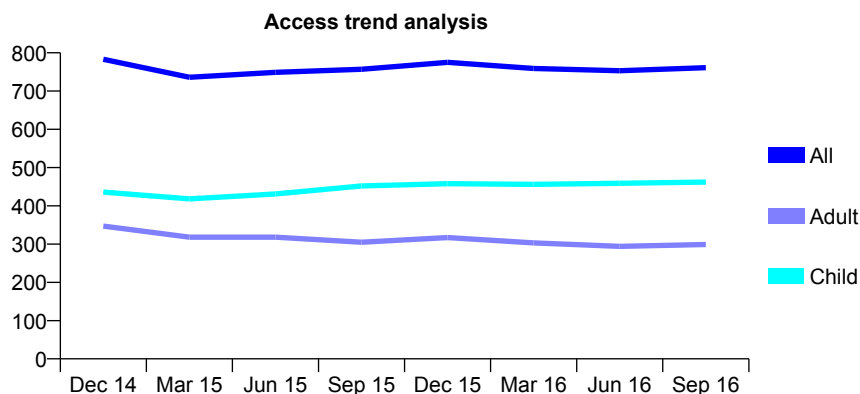
Q63 - Vital Signs At a Glance Contract Report for 254010/0002 - September 2016

Name or company name	MR P AZARI
Contract type name	GDS Contract
Purpose of contract	General
Contract start date	01/04/2006
Contract end date	

16/17 Contracted general activity (UDA)	1,828
Carry forward general activity (UDA)	67
16/17 Contracted orthodontic activity (UOA)	0
Carry forward orthodontic activity (UOA)	0
Baseline contract value	£54,774.22

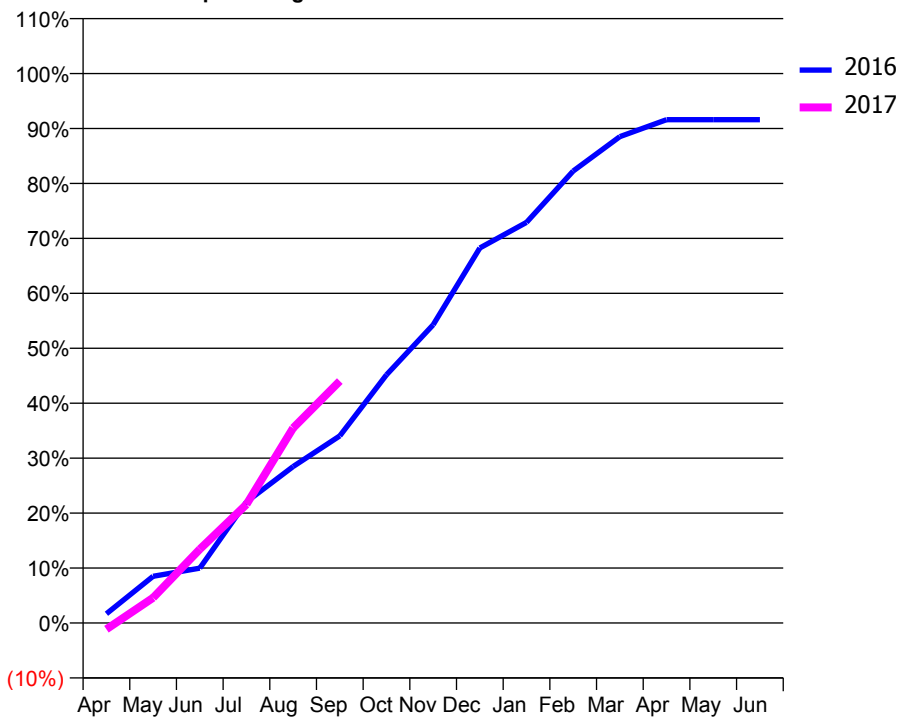
ACCESS*

Patients seen in 24 months	Total	Change since previous quarter
Quarter ending September 2015	757	
Quarter ending December 2015	775	↑
Quarter ending March 2016	759	↓
Quarter ending June 2016	753	→
Quarter ending September 2016	761	→
Variance since September 2015	0.5%	→



ACTIVITY

Cumulative percentage of contracted UDA delivered 2016 & 2017



Month	Adjusted Scheduled Activity (UDA)	
	2016	2017
April	31	-21
May	155	84
June	182	245
July	403	395
August	520	649
September	622	805
October	826	
November	992	
December	1,248	
January	1,333	
February	1,504	
March	1,618	
April	1,674	
May	1,674	
June	1,674	

QUALITY

	Quantity	Base Number	Contract	AT	Region	England
% of FP17s for the same patient ID Re-attending within 3 months - Children	15	319	4.7%	10.4%	11.8%	12.4%
% of FP17s for the same patient ID Re-attending within 3 months - Adults	27	170	15.9%	15.9%	17.1%	16.7%
% of FP17s for the same patient ID Re-attending between 3 & 9 months - Children	169	319	53.0%	47.1%	45.8%	57.4%
% of FP17s for the same patient ID Re-attending between 3 & 9 months - Adults	73	170	42.9%	37.7%	37.6%	50.5%
% of FP17s for Band 1 Urgent Courses	15	448	3.3%	10.1%	10.6%	9.1%
% of FP17s Relating to Free Repair or Replacements	1	448	0.2%	0.6%	0.6%	0.8%
% of FP17s Relating to Continuations	2	448	0.4%	1.1%	0.9%	1.3%
% of Patients satisfied with the dentistry they have received	0	0	N/A	90.5%	90.2%	93.2%
% of Patients satisfied with the time they had to wait for an appointment	0	0	N/A	85.8%	83.8%	89.0%

* This is based on patients treated on this contract for their most recent course of treatment. Figures in italics indicate the base number of FP17s or Patient Questionnaire responses are less than 100. N/A is shown where the base number of responses is less than 10 during the period. % is calculated as Quantity/Base number*100

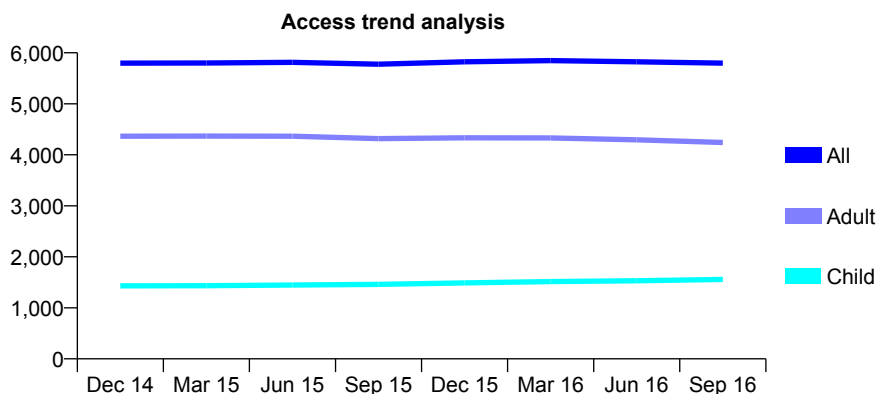
Q63 - Vital Signs At a Glance Contract Report for 257001/0001 - September 2016

Name or company name	MR DS MATHEW
Contract type name	GDS Contract
Purpose of contract	General
Contract start date	01/04/2006
Contract end date	

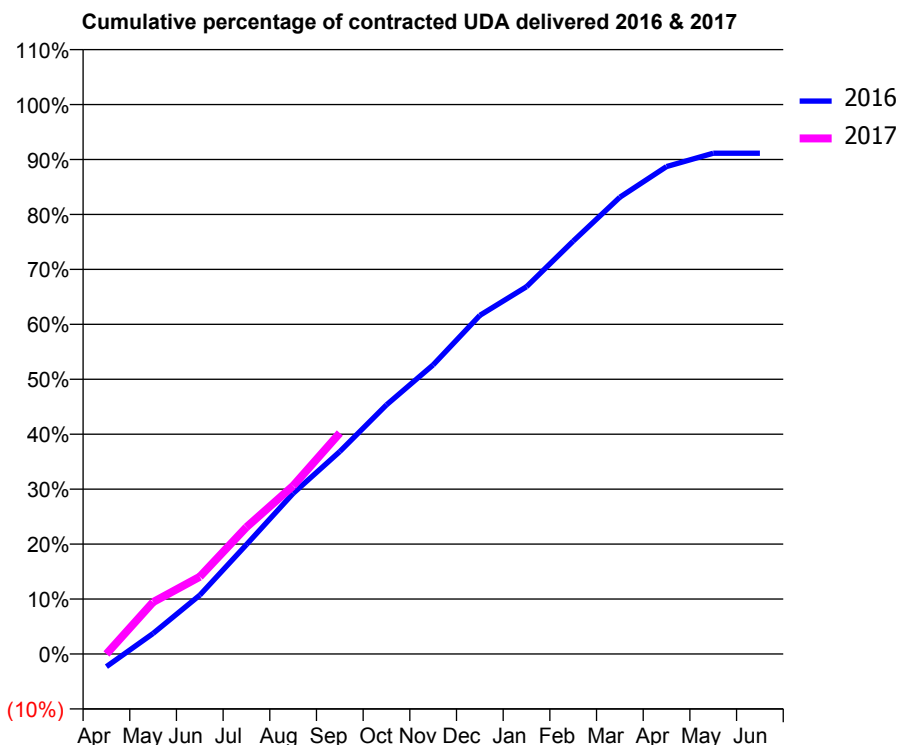
16/17 Contracted general activity (UDA)	14,901
Carry forward general activity (UDA)	0
16/17 Contracted orthodontic activity (UOA)	0
Carry forward orthodontic activity (UOA)	0
Baseline contract value	£383,634.57

ACCESS*

Patients seen in 24 months	Total	Change since previous quarter
Quarter ending September 2015	5,777	
Quarter ending December 2015	5,823	→
Quarter ending March 2016	5,846	→
Quarter ending June 2016	5,824	→
Quarter ending September 2016	5,797	→
Variance since September 2015	0.3%	→



ACTIVITY



Month	Adjusted Scheduled Activity (UDA)	
	2016	2017
April	-345	0
May	558	1,407
June	1,597	2,094
July	2,967	3,440
August	4,357	4,561
September	5,492	5,995
October	6,756	
November	7,841	
December	9,183	
January	9,962	
February	11,198	
March	12,386	
April	13,218	
May	13,580	
June	13,581	

QUALITY

	Quantity	Base Number	Contract	AT	Region	England
% of FP17s for the same patient ID Re-attending within 3 months - Children	54	961	5.6%	10.4%	11.8%	12.4%
% of FP17s for the same patient ID Re-attending within 3 months - Adults	220	2,122	10.4%	15.9%	17.1%	16.7%
% of FP17s for the same patient ID Re-attending between 3 & 9 months - Children	402	961	41.8%	47.1%	45.8%	57.4%
% of FP17s for the same patient ID Re-attending between 3 & 9 months - Adults	836	2,122	39.4%	37.7%	37.6%	50.5%
% of FP17s for Band 1 Urgent Courses	155	2,679	5.8%	10.1%	10.6%	9.1%
% of FP17s Relating to Free Repair or Replacements	20	2,679	0.7%	0.6%	0.6%	0.8%
% of FP17s Relating to Continuations	24	2,679	0.9%	1.1%	0.9%	1.3%
% of Patients satisfied with the dentistry they have received	1	1	N/A	90.5%	90.2%	93.2%
% of Patients satisfied with the time they had to wait for an appointment	0	1	N/A	85.8%	83.8%	89.0%

* This is based on patients treated on this contract for their most recent course of treatment. Figures in italics indicate the base number of FP17s or Patient Questionnaire responses are less than 100. N/A is shown where the base number of responses is less than 10 during the period. % is calculated as Quantity/Base number*100

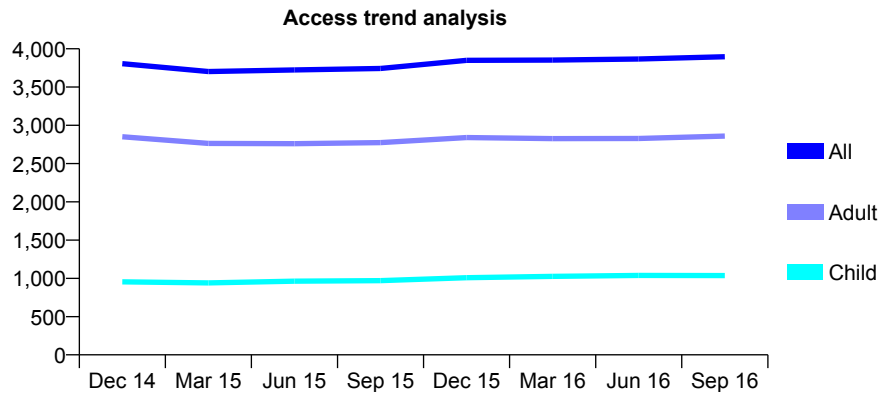
Q63 - Vital Signs At a Glance Contract Report for 257222/0001 - September 2016

Name or company name	MS S RADPOUR
Contract type name	GDS Contract
Purpose of contract	General
Contract start date	01/04/2006
Contract end date	

16/17 Contracted general activity (UDA)	9,500
Carry forward general activity (UDA)	-81
16/17 Contracted orthodontic activity (UOA)	0
Carry forward orthodontic activity (UOA)	0
Baseline contract value	£232,909.22

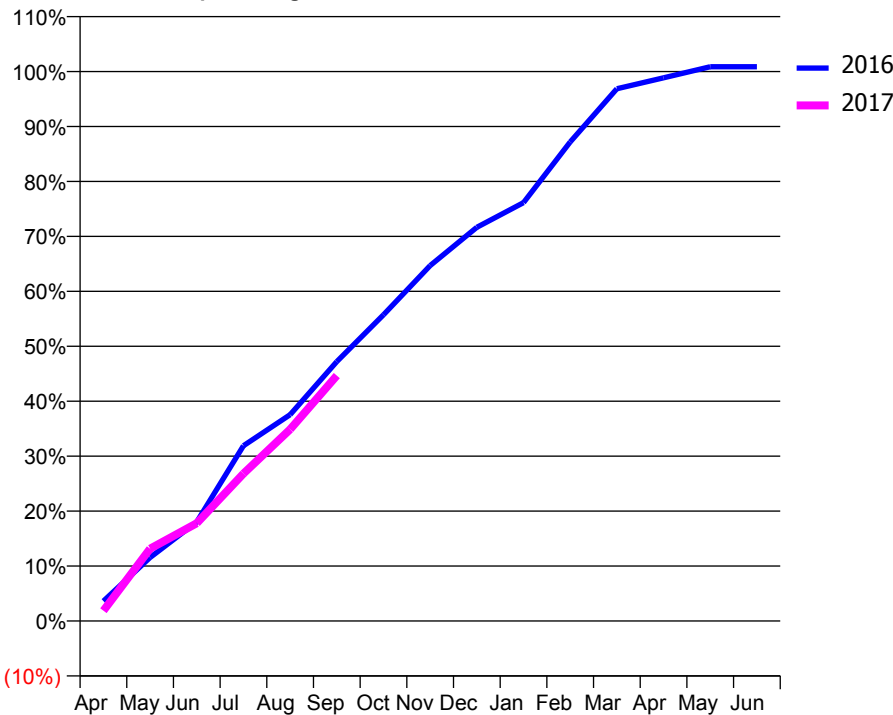
ACCESS*

Patients seen in 24 months	Total	Change since previous quarter
Quarter ending September 2015	3,743	
Quarter ending December 2015	3,849	↑
Quarter ending March 2016	3,852	→
Quarter ending June 2016	3,866	→
Quarter ending September 2016	3,896	→
Variance since September 2015	4.1%	↑



ACTIVITY

Cumulative percentage of contracted UDA delivered 2016 & 2017



Month	Adjusted Scheduled Activity (UDA)	
	2016	2017
April	345	179
May	1,099	1,250
June	1,715	1,692
July	3,030	2,549
August	3,568	3,314
September	4,486	4,244
October	5,293	
November	6,144	
December	6,807	
January	7,233	
February	8,281	
March	9,201	
April	9,390	
May	9,581	
June	9,581	

QUALITY

	Quantity	Base Number	Contract	AT	Region	England
% of FP17s for the same patient ID Re-attending within 3 months - Children	29	659	4.4%	10.4%	11.8%	12.4%
% of FP17s for the same patient ID Re-attending within 3 months - Adults	194	1,628	11.9%	15.9%	17.1%	16.7%
% of FP17s for the same patient ID Re-attending between 3 & 9 months - Children	387	659	58.7%	47.1%	45.8%	57.4%
% of FP17s for the same patient ID Re-attending between 3 & 9 months - Adults	684	1,628	42.0%	37.7%	37.6%	50.5%
% of FP17s for Band 1 Urgent Courses	185	2,112	8.8%	10.1%	10.6%	9.1%
% of FP17s Relating to Free Repair or Replacements	15	2,112	0.7%	0.6%	0.6%	0.8%
% of FP17s Relating to Continuations	14	2,112	0.7%	1.1%	0.9%	1.3%
% of Patients satisfied with the dentistry they have received	2	2	N/A	90.5%	90.2%	93.2%
% of Patients satisfied with the time they had to wait for an appointment	2	2	N/A	85.8%	83.8%	89.0%

* This is based on patients treated on this contract for their most recent course of treatment. Figures in italics indicate the base number of FP17s or Patient Questionnaire responses are less than 100. N/A is shown where the base number of responses is less than 10 during the period. % is calculated as Quantity/Base number*100

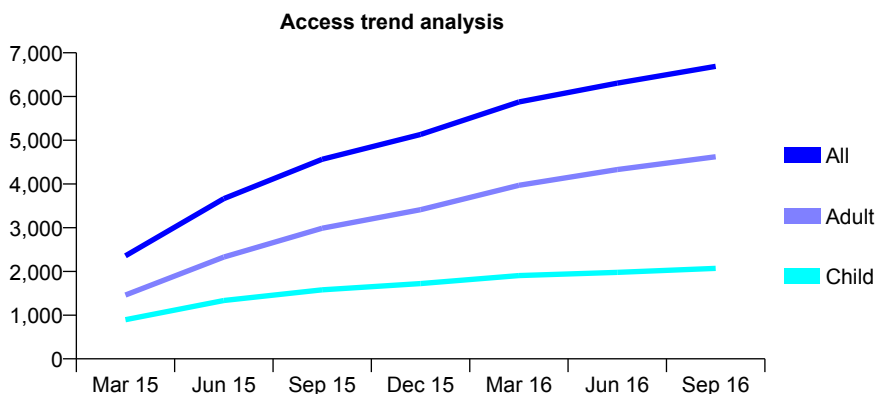
Q63 - Vital Signs At a Glance Contract Report for 257486/0003 - September 2016

Name or company name	MR RM QURESHI
Contract type name	GDS Contract
Purpose of contract	General
Contract start date	01/10/2014
Contract end date	

16/17 Contracted general activity (UDA)	17,212
Carry forward general activity (UDA)	574
16/17 Contracted orthodontic activity (UOA)	0
Carry forward orthodontic activity (UOA)	0
Baseline contract value	£430,462.62

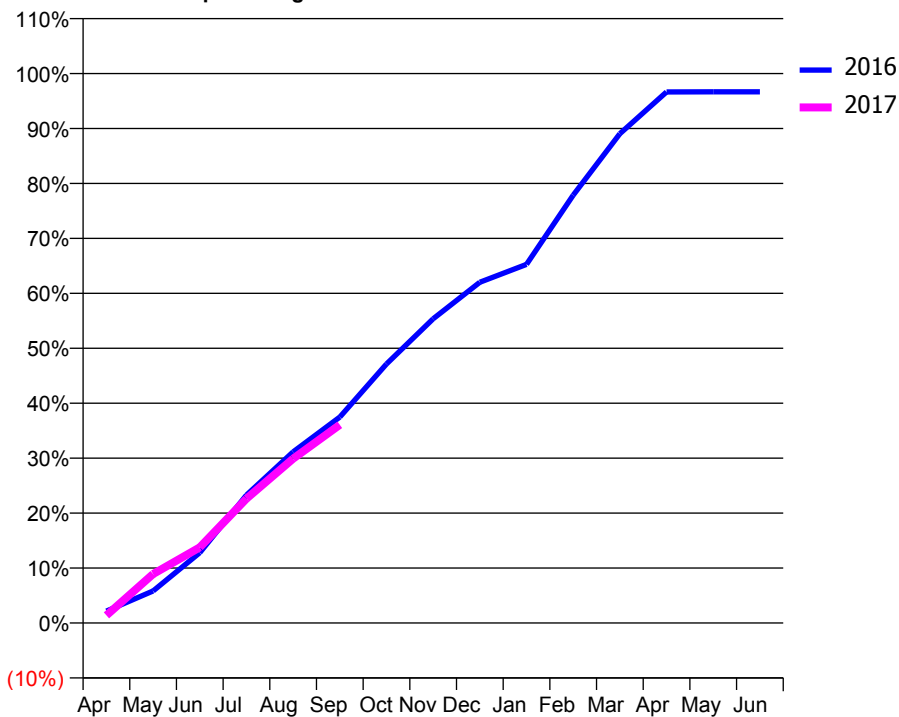
ACCESS*

Patients seen in 24 months	Total	Change since previous quarter
Quarter ending September 2015	4,566	
Quarter ending December 2015	5,133	↑
Quarter ending March 2016	5,876	↑
Quarter ending June 2016	6,306	↑
Quarter ending September 2016	6,689	↑
Variance since September 2015	46.5%	↑



ACTIVITY

Cumulative percentage of contracted UDA delivered 2016 & 2017



Month	Adjusted Scheduled Activity (UDA)	
	2016	2017
April	374	239
May	1,003	1,535
June	2,204	2,368
July	4,008	3,895
August	5,360	5,149
September	6,450	6,208
October	8,112	
November	9,529	
December	10,674	
January	11,236	
February	13,401	
March	15,325	
April	16,636	
May	16,638	
June	16,638	

QUALITY

	Quantity	Base Number	Contract	AT	Region	England
% of FP17s for the same patient ID Re-attending within 3 months - Children	82	1,280	6.4%	10.4%	11.8%	12.4%
% of FP17s for the same patient ID Re-attending within 3 months - Adults	273	2,394	11.4%	15.9%	17.1%	16.7%
% of FP17s for the same patient ID Re-attending between 3 & 9 months - Children	596	1,280	46.6%	47.1%	45.8%	57.4%
% of FP17s for the same patient ID Re-attending between 3 & 9 months - Adults	948	2,394	39.6%	37.7%	37.6%	50.5%
% of FP17s for Band 1 Urgent Courses	213	3,197	6.7%	10.1%	10.6%	9.1%
% of FP17s Relating to Free Repair or Replacements	14	3,197	0.4%	0.6%	0.6%	0.8%
% of FP17s Relating to Continuations	11	3,197	0.3%	1.1%	0.9%	1.3%
% of Patients satisfied with the dentistry they have received	7	9	N/A	90.5%	90.2%	93.2%
% of Patients satisfied with the time they had to wait for an appointment	7	9	N/A	85.8%	83.8%	89.0%

* This is based on patients treated on this contract for their most recent course of treatment. Figures in italics indicate the base number of FP17s or Patient Questionnaire responses are less than 100. N/A is shown where the base number of responses is less than 10 during the period. % is calculated as Quantity/Base number*100

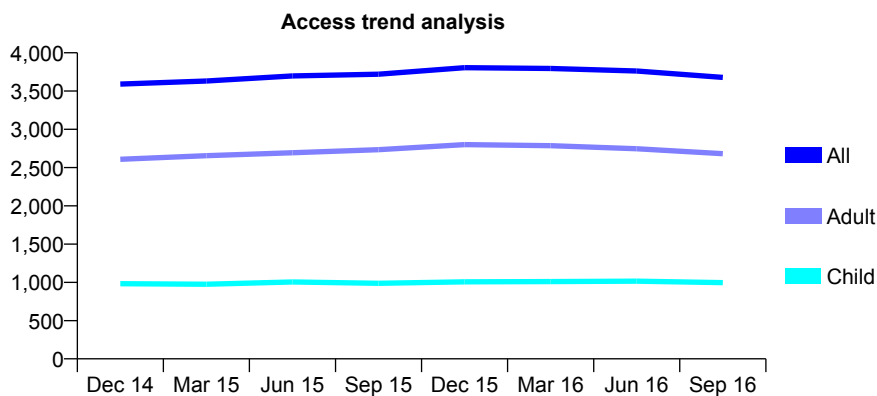
Q63 - Vital Signs At a Glance Contract Report for 262447/0001 - September 2016

Name or company name	MR CC BAILIE
Contract type name	GDS Contract
Purpose of contract	General
Contract start date	01/04/2006
Contract end date	

16/17 Contracted general activity (UDA)	15,000
Carry forward general activity (UDA)	521
16/17 Contracted orthodontic activity (UOA)	0
Carry forward orthodontic activity (UOA)	0
Baseline contract value	£530,385.49

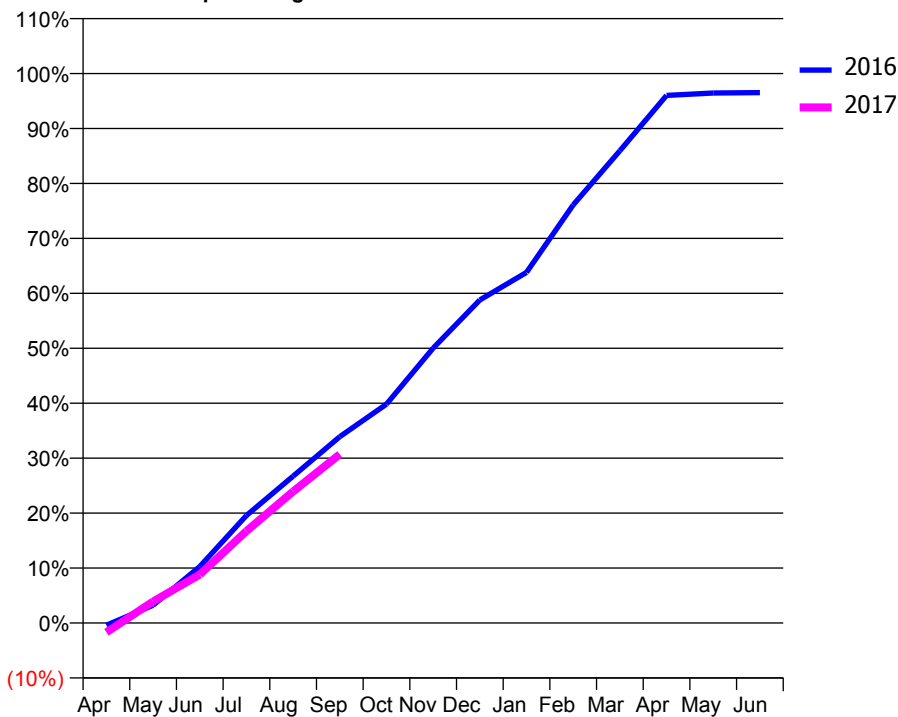
ACCESS*

Patients seen in 24 months	Total	Change since previous quarter
Quarter ending September 2015	3,721	
Quarter ending December 2015	3,806	↑
Quarter ending March 2016	3,796	→
Quarter ending June 2016	3,762	→
Quarter ending September 2016	3,678	↓
Variance since September 2015	(1.2%)	↓



ACTIVITY

Cumulative percentage of contracted UDA delivered 2016 & 2017



Month	Adjusted Scheduled Activity (UDA)	
	2016	2017
April	-62	-257
May	488	588
June	1,543	1,325
July	2,937	2,509
August	4,010	3,590
September	5,088	4,607
October	5,974	
November	7,504	
December	8,818	
January	9,572	
February	11,414	
March	12,892	
April	14,403	
May	14,467	
June	14,479	

QUALITY

	Quantity	Base Number	Contract	AT	Region	England
% of FP17s for the same patient ID Re-attending within 3 months - Children	46	595	7.7%	10.4%	11.8%	12.4%
% of FP17s for the same patient ID Re-attending within 3 months - Adults	369	1,505	24.5%	15.9%	17.1%	16.7%
% of FP17s for the same patient ID Re-attending between 3 & 9 months - Children	255	595	42.9%	47.1%	45.8%	57.4%
% of FP17s for the same patient ID Re-attending between 3 & 9 months - Adults	582	1,505	38.7%	37.7%	37.6%	50.5%
% of FP17s for Band 1 Urgent Courses	229	1,796	12.8%	10.1%	10.6%	9.1%
% of FP17s Relating to Free Repair or Replacements	30	1,796	1.7%	0.6%	0.6%	0.8%
% of FP17s Relating to Continuations	58	1,796	3.2%	1.1%	0.9%	1.3%
% of Patients satisfied with the dentistry they have received	1	1	N/A	90.5%	90.2%	93.2%
% of Patients satisfied with the time they had to wait for an appointment	1	1	N/A	85.8%	83.8%	89.0%

* This is based on patients treated on this contract for their most recent course of treatment. Figures in italics indicate the base number of FP17s or Patient Questionnaire responses are less than 100. N/A is shown where the base number of responses is less than 10 during the period. % is calculated as Quantity/Base number*100

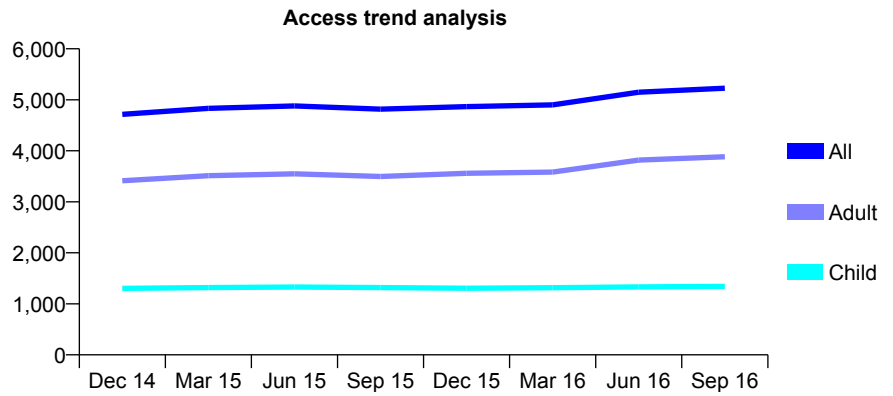
Q63 - Vital Signs At a Glance Contract Report for 262803/0003 - September 2016

Name or company name	MR SA BUTT
Contract type name	GDS Contract
Purpose of contract	General
Contract start date	01/04/2006
Contract end date	

16/17 Contracted general activity (UDA)	26,000
Carry forward general activity (UDA)	0
16/17 Contracted orthodontic activity (UOA)	0
Carry forward orthodontic activity (UOA)	0
Baseline contract value	£695,330.91

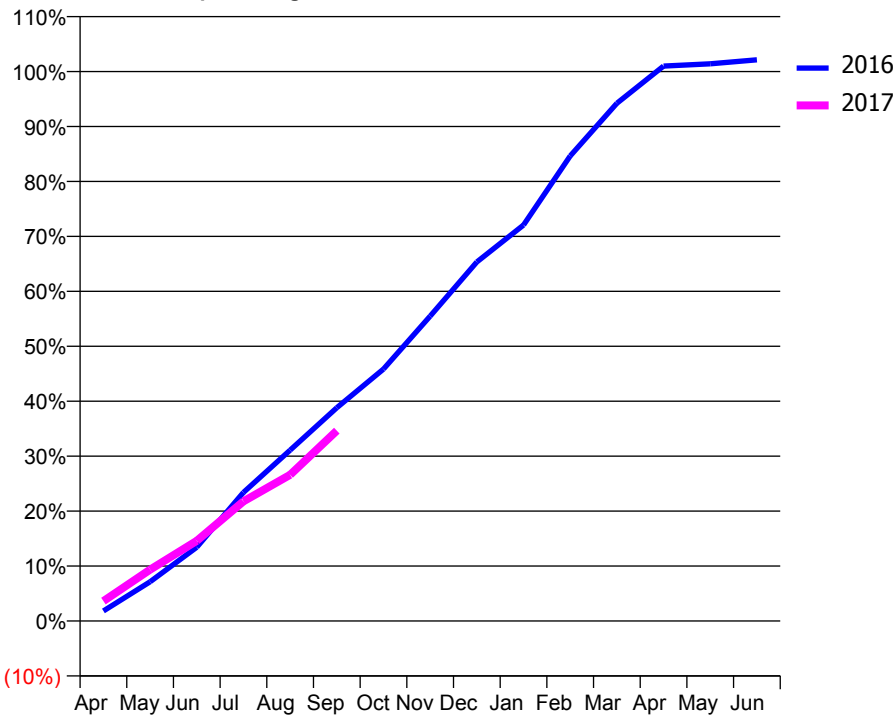
ACCESS*

Patients seen in 24 months	Total	Change since previous quarter
Quarter ending September 2015	4,816	
Quarter ending December 2015	4,867	→
Quarter ending March 2016	4,900	→
Quarter ending June 2016	5,150	↑
Quarter ending September 2016	5,227	→
Variance since September 2015	8.5%	↑



ACTIVITY

Cumulative percentage of contracted UDA delivered 2016 & 2017



Month	Adjusted Scheduled Activity (UDA)	
	2016	2017
April	300	946
May	1,164	2,432
June	2,186	3,793
July	3,809	5,663
August	5,064	6,921
September	6,319	9,009
October	7,463	
November	9,032	
December	10,636	
January	11,732	
February	13,779	
March	15,339	
April	16,443	
May	16,509	
June	16,628	

QUALITY

	Quantity	Base Number	Contract	AT	Region	England
% of FP17s for the same patient ID Re-attending within 3 months - Children	115	960	12.0%	10.4%	11.8%	12.4%
% of FP17s for the same patient ID Re-attending within 3 months - Adults	547	2,715	20.1%	15.9%	17.1%	16.7%
% of FP17s for the same patient ID Re-attending between 3 & 9 months - Children	409	960	42.6%	47.1%	45.8%	57.4%
% of FP17s for the same patient ID Re-attending between 3 & 9 months - Adults	982	2,715	36.2%	37.7%	37.6%	50.5%
% of FP17s for Band 1 Urgent Courses	472	2,928	16.1%	10.1%	10.6%	9.1%
% of FP17s Relating to Free Repair or Replacements	15	2,928	0.5%	0.6%	0.6%	0.8%
% of FP17s Relating to Continuations	23	2,928	0.8%	1.1%	0.9%	1.3%
% of Patients satisfied with the dentistry they have received	7	7	N/A	90.5%	90.2%	93.2%
% of Patients satisfied with the time they had to wait for an appointment	6	7	N/A	85.8%	83.8%	89.0%

* This is based on patients treated on this contract for their most recent course of treatment. Figures in italics indicate the base number of FP17s or Patient Questionnaire responses are less than 100. N/A is shown where the base number of responses is less than 10 during the period. % is calculated as Quantity/Base number*100

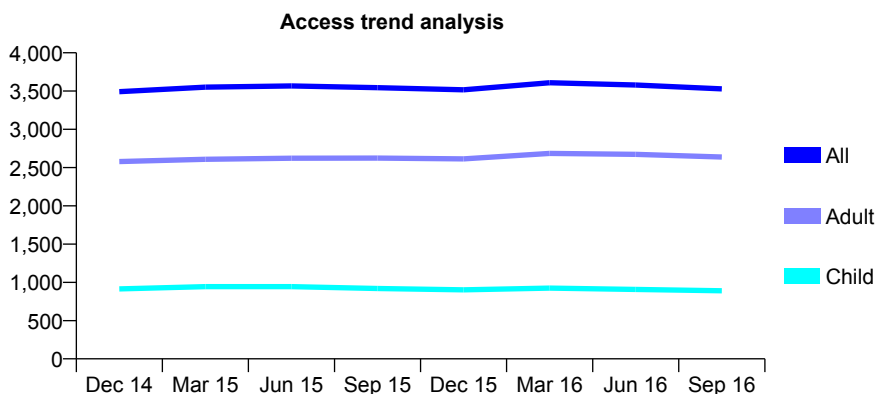
Q63 - Vital Signs At a Glance Contract Report for 263850/0001 - September 2016

Name or company name	MR SG JOHN
Contract type name	GDS Contract
Purpose of contract	General
Contract start date	01/04/2006
Contract end date	

16/17 Contracted general activity (UDA)	10,242
Carry forward general activity (UDA)	0
16/17 Contracted orthodontic activity (UOA)	0
Carry forward orthodontic activity (UOA)	0
Baseline contract value	£287,943.10

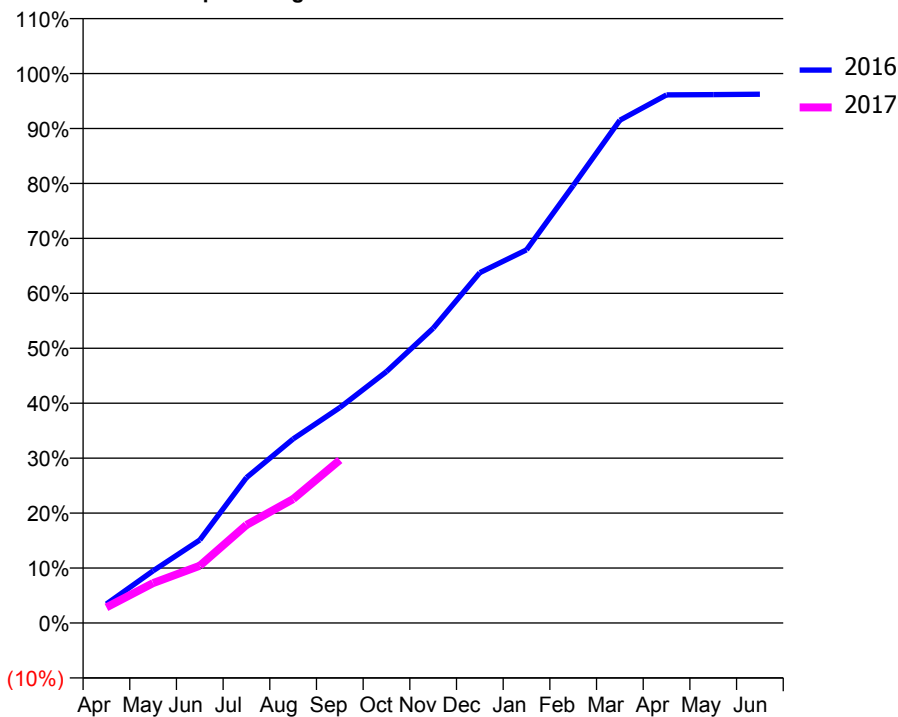
ACCESS*

Patients seen in 24 months	Total	Change since previous quarter
Quarter ending September 2015	3,544	
Quarter ending December 2015	3,516	→
Quarter ending March 2016	3,609	↑
Quarter ending June 2016	3,579	→
Quarter ending September 2016	3,528	↓
Variance since September 2015	(0.5%)	→



ACTIVITY

Cumulative percentage of contracted UDA delivered 2016 & 2017



Adjusted Scheduled Activity (UDA)

Month	2016	2017
April	353	292
May	974	745
June	1,548	1,067
July	2,710	1,828
August	3,432	2,310
September	4,015	3,038
October	4,686	
November	5,493	
December	6,529	
January	6,956	
February	8,153	
March	9,371	
April	9,844	
May	9,848	
June	9,857	

QUALITY

	Quantity	Base Number	Contract	AT	Region	England
% of FP17s for the same patient ID Re-attending within 3 months - Children	13	378	3.4%	10.4%	11.8%	12.4%
% of FP17s for the same patient ID Re-attending within 3 months - Adults	78	1,097	7.1%	15.9%	17.1%	16.7%
% of FP17s for the same patient ID Re-attending between 3 & 9 months - Children	139	378	36.8%	47.1%	45.8%	57.4%
% of FP17s for the same patient ID Re-attending between 3 & 9 months - Adults	400	1,097	36.5%	37.7%	37.6%	50.5%
% of FP17s for Band 1 Urgent Courses	74	1,083	6.8%	10.1%	10.6%	9.1%
% of FP17s Relating to Free Repair or Replacements	2	1,083	0.2%	0.6%	0.6%	0.8%
% of FP17s Relating to Continuations	3	1,083	0.3%	1.1%	0.9%	1.3%
% of Patients satisfied with the dentistry they have received	2	2	N/A	90.5%	90.2%	93.2%
% of Patients satisfied with the time they had to wait for an appointment	2	2	N/A	85.8%	83.8%	89.0%

* This is based on patients treated on this contract for their most recent course of treatment. Figures in italics indicate the base number of FP17s or Patient Questionnaire responses are less than 100. N/A is shown where the base number of responses is less than 10 during the period. % is calculated as Quantity/Base number*100

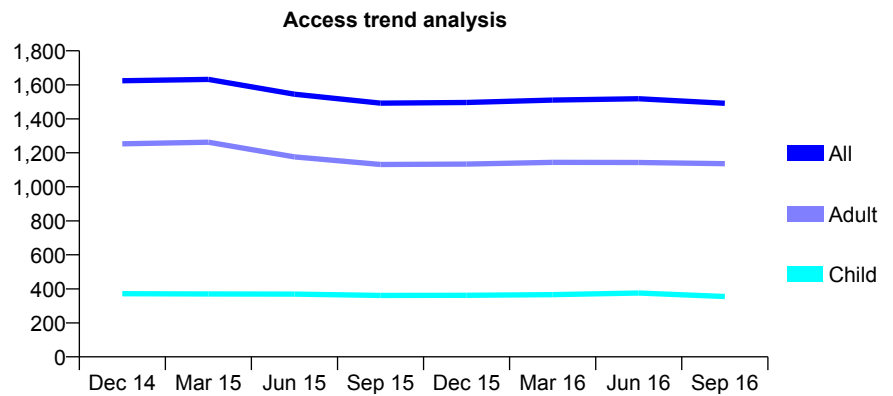
Q63 - Vital Signs At a Glance Contract Report for 264296/0001 - September 2016

Name or company name	MR RD VAZIRI
Contract type name	GDS Contract
Purpose of contract	General
Contract start date	01/04/2006
Contract end date	

16/17 Contracted general activity (UDA)	4,996
Carry forward general activity (UDA)	104
16/17 Contracted orthodontic activity (UOA)	0
Carry forward orthodontic activity (UOA)	0
Baseline contract value	£146,247.56

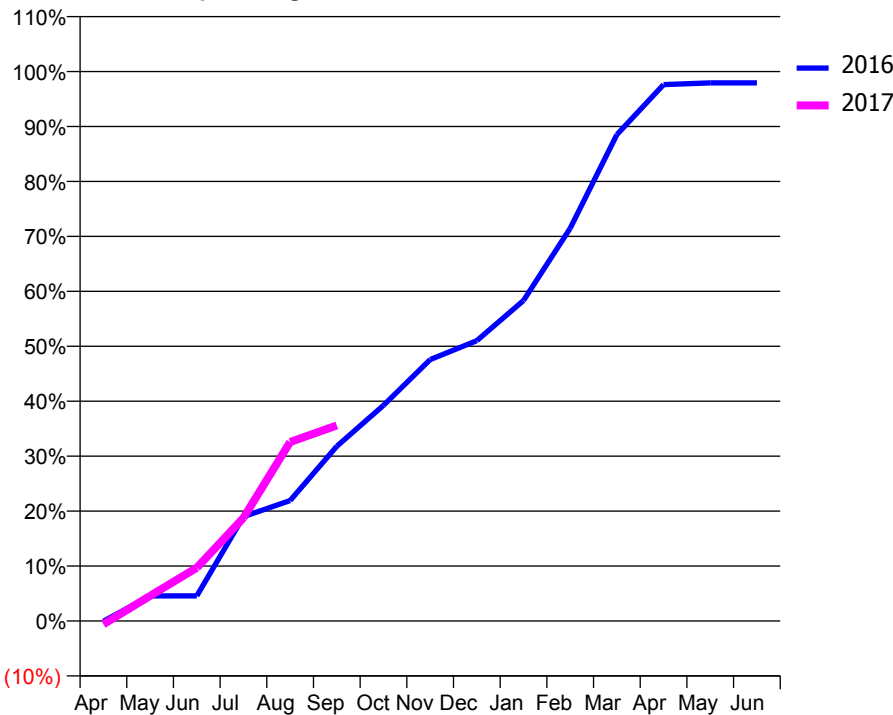
ACCESS*

Patients seen in 24 months	Total	Change since previous quarter
Quarter ending September 2015	1,492	
Quarter ending December 2015	1,496	→
Quarter ending March 2016	1,510	→
Quarter ending June 2016	1,518	→
Quarter ending September 2016	1,491	↓
Variance since September 2015	(0.1%)	→



ACTIVITY

Cumulative percentage of contracted UDA delivered 2016 & 2017



Month	Adjusted Scheduled Activity (UDA)	
	2016	2017
April	-3	-30
May	229	229
June	229	484
July	948	937
August	1,095	1,628
September	1,589	1,778
October	1,961	
November	2,377	
December	2,549	
January	2,914	
February	3,571	
March	4,422	
April	4,877	
May	4,892	
June	4,892	

QUALITY

	Quantity	Base Number	Contract	AT	Region	England
% of FP17s for the same patient ID Re-attending within 3 months - Children	9	158	5.7%	10.4%	11.8%	12.4%
% of FP17s for the same patient ID Re-attending within 3 months - Adults	67	492	13.6%	15.9%	17.1%	16.7%
% of FP17s for the same patient ID Re-attending between 3 & 9 months - Children	33	158	20.9%	47.1%	45.8%	57.4%
% of FP17s for the same patient ID Re-attending between 3 & 9 months - Adults	77	492	15.7%	37.7%	37.6%	50.5%
% of FP17s for Band 1 Urgent Courses	121	552	21.9%	10.1%	10.6%	9.1%
% of FP17s Relating to Free Repair or Replacements	0	552	0.0%	0.6%	0.6%	0.8%
% of FP17s Relating to Continuations	6	552	1.1%	1.1%	0.9%	1.3%
% of Patients satisfied with the dentistry they have received	0	0	N/A	90.5%	90.2%	93.2%
% of Patients satisfied with the time they had to wait for an appointment	0	0	N/A	85.8%	83.8%	89.0%

* This is based on patients treated on this contract for their most recent course of treatment. Figures in italics indicate the base number of FP17s or Patient Questionnaire responses are less than 100. N/A is shown where the base number of responses is less than 10 during the period. % is calculated as Quantity/Base number*100

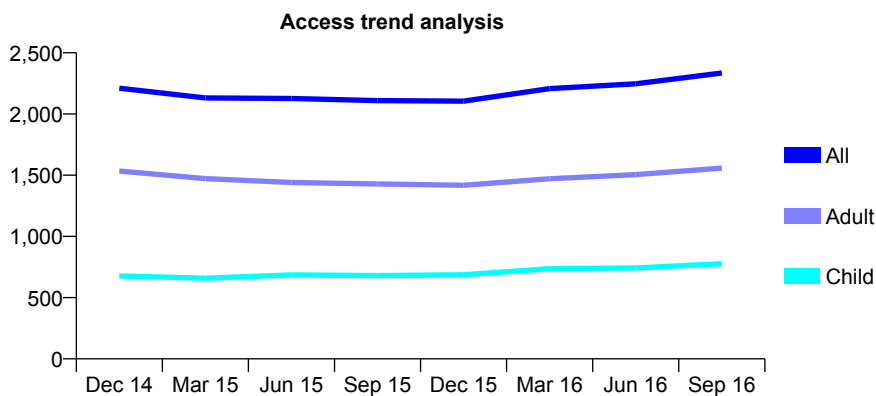
Q63 - Vital Signs At a Glance Contract Report for 264636/0002 - September 2016

Name or company name	MR O DADASHIAN
Contract type name	GDS Contract
Purpose of contract	General
Contract start date	01/04/2011
Contract end date	

16/17 Contracted general activity (UDA)	6,020
Carry forward general activity (UDA)	0
16/17 Contracted orthodontic activity (UOA)	0
Carry forward orthodontic activity (UOA)	0
Baseline contract value	£173,335.08

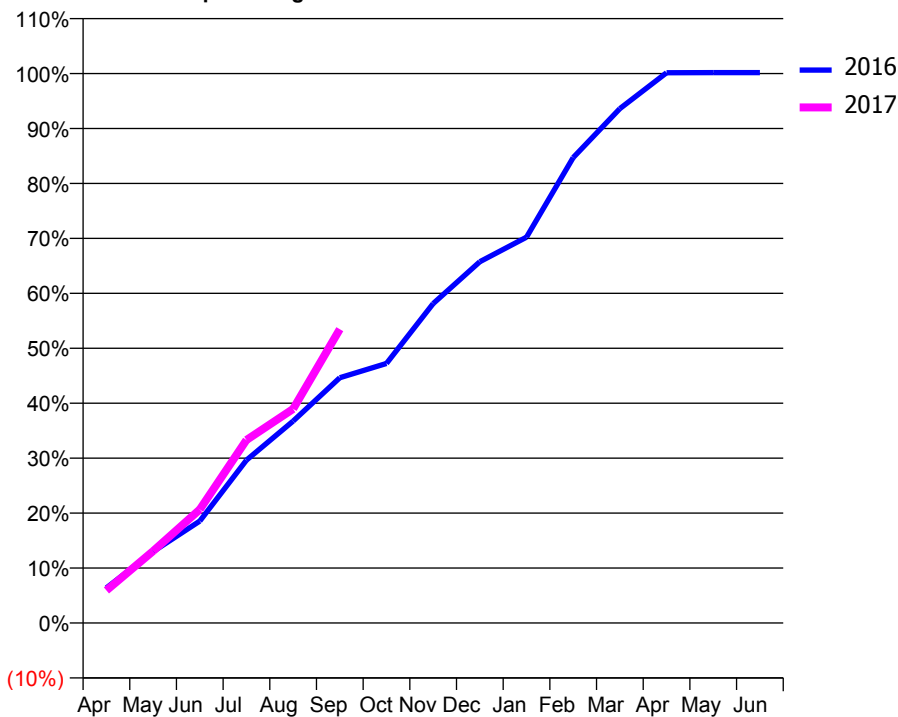
ACCESS*

Patients seen in 24 months	Total	Change since previous quarter
Quarter ending September 2015	2,109	
Quarter ending December 2015	2,105	→
Quarter ending March 2016	2,208	↑
Quarter ending June 2016	2,247	→
Quarter ending September 2016	2,335	↑
Variance since September 2015	10.7%	↑



ACTIVITY

Cumulative percentage of contracted UDA delivered 2016 & 2017



Adjusted Scheduled Activity (UDA)

Month	2016	2017
April	386	357
May	782	789
June	1,116	1,245
July	1,784	2,005
August	2,213	2,345
September	2,687	3,219
October	2,844	
November	3,500	
December	3,959	
January	4,227	
February	5,099	
March	5,635	
April	6,028	
May	6,030	
June	6,030	

QUALITY

	Quantity	Base Number	Contract	AT	Region	England
% of FP17s for the same patient ID Re-attending within 3 months - Children	92	622	14.8%	10.4%	11.8%	12.4%
% of FP17s for the same patient ID Re-attending within 3 months - Adults	222	993	22.4%	15.9%	17.1%	16.7%
% of FP17s for the same patient ID Re-attending between 3 & 9 months - Children	256	622	41.2%	47.1%	45.8%	57.4%
% of FP17s for the same patient ID Re-attending between 3 & 9 months - Adults	256	993	25.8%	37.7%	37.6%	50.5%
% of FP17s for Band 1 Urgent Courses	147	1,408	10.4%	10.1%	10.6%	9.1%
% of FP17s Relating to Free Repair or Replacements	3	1,408	0.2%	0.6%	0.6%	0.8%
% of FP17s Relating to Continuations	29	1,408	2.1%	1.1%	0.9%	1.3%
% of Patients satisfied with the dentistry they have received	5	5	N/A	90.5%	90.2%	93.2%
% of Patients satisfied with the time they had to wait for an appointment	4	5	N/A	85.8%	83.8%	89.0%

* This is based on patients treated on this contract for their most recent course of treatment. Figures in italics indicate the base number of FP17s or Patient Questionnaire responses are less than 100. N/A is shown where the base number of responses is less than 10 during the period. % is calculated as Quantity/Base number*100

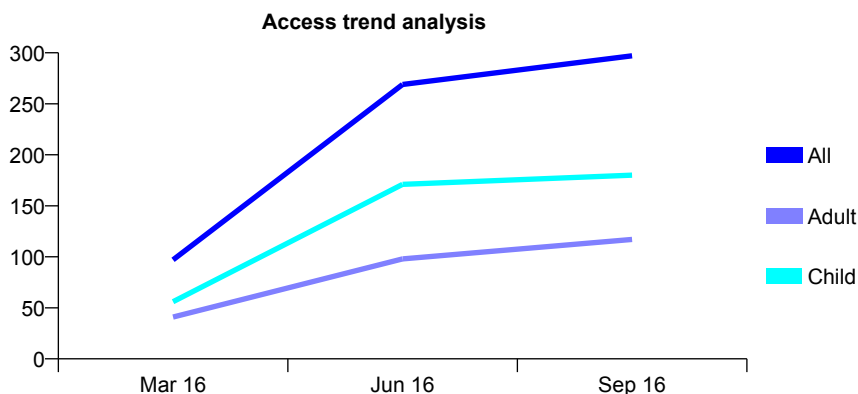
Q63 - Vital Signs At a Glance Contract Report for 264636/0003 - September 2016

Name or company name	MR O DADASHIAN
Contract type name	GDS Contract
Purpose of contract	General
Contract start date	01/11/2015
Contract end date	

16/17 Contracted general activity (UDA)	1,585
Carry forward general activity (UDA)	0
16/17 Contracted orthodontic activity (UOA)	0
Carry forward orthodontic activity (UOA)	0
Baseline contract value	£32,455.86

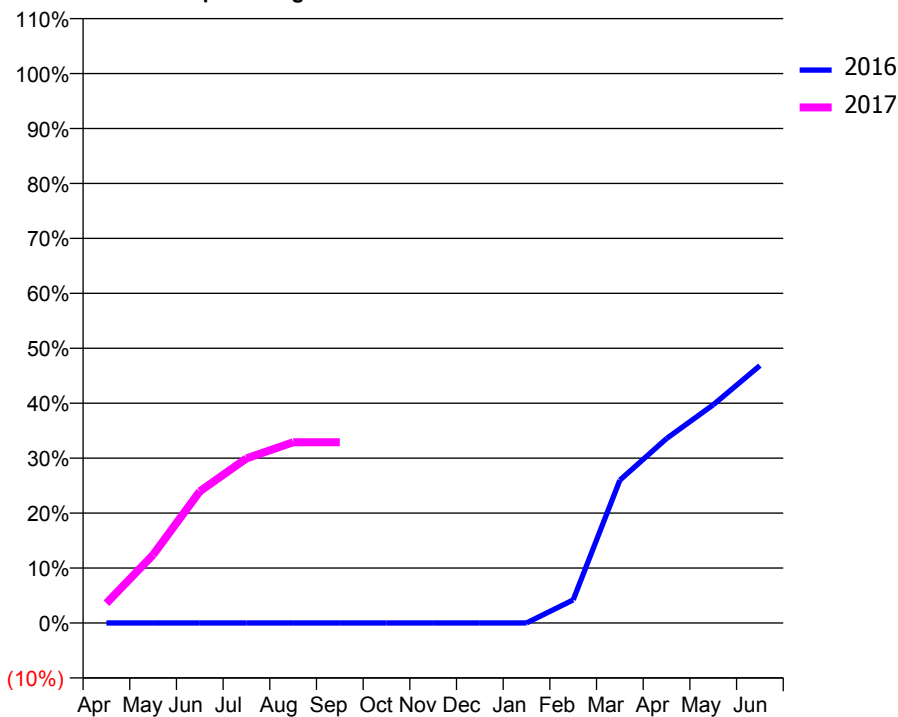
ACCESS*

Patients seen in 24 months	Total	Change since previous quarter
Quarter ending September 2015	0	
Quarter ending December 2015	0	
Quarter ending March 2016	97	
Quarter ending June 2016	269	↑
Quarter ending September 2016	297	↑
Variance since September 2015	N/A	



ACTIVITY

Cumulative percentage of contracted UDA delivered 2016 & 2017



Month	Adjusted Scheduled Activity (UDA)	
	2016	2017
April	0	57
May	0	197
June	0	380
July	0	475
August	0	521
September	0	521
October	0	
November	0	
December	0	
January	0	
February	29	
March	182	
April	235	
May	278	
June	328	

QUALITY

	Quantity	Base Number	Contract	AT	Region	England
% of FP17s for the same patient ID Re-attending within 3 months - Children	10	160	6.3%	10.4%	11.8%	12.4%
% of FP17s for the same patient ID Re-attending within 3 months - Adults	26	116	22.4%	15.9%	17.1%	16.7%
% of FP17s for the same patient ID Re-attending between 3 & 9 months - Children	9	160	5.6%	47.1%	45.8%	57.4%
% of FP17s for the same patient ID Re-attending between 3 & 9 months - Adults	9	116	7.8%	37.7%	37.6%	50.5%
% of FP17s for Band 1 Urgent Courses	16	190	8.4%	10.1%	10.6%	9.1%
% of FP17s Relating to Free Repair or Replacements	0	190	0.0%	0.6%	0.6%	0.8%
% of FP17s Relating to Continuations	4	190	2.1%	1.1%	0.9%	1.3%
% of Patients satisfied with the dentistry they have received	0	0	N/A	90.5%	90.2%	93.2%
% of Patients satisfied with the time they had to wait for an appointment	0	0	N/A	85.8%	83.8%	89.0%

* This is based on patients treated on this contract for their most recent course of treatment. Figures in italics indicate the base number of FP17s or Patient Questionnaire responses are less than 100. N/A is shown where the base number of responses is less than 10 during the period. % is calculated as Quantity/Base number*100

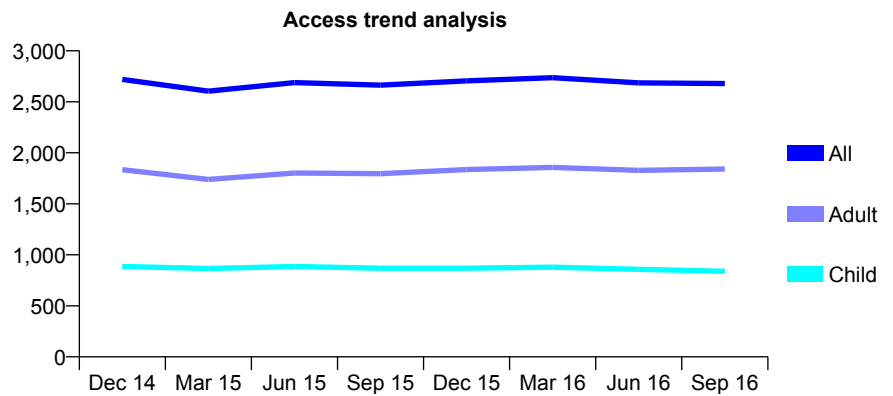
Q63 - Vital Signs At a Glance Contract Report for 271500/0001 - September 2016

Name or company name	MR P MAZAHERI
Contract type name	GDS Contract
Purpose of contract	General
Contract start date	01/04/2006
Contract end date	

16/17 Contracted general activity (UDA)	6,109
Carry forward general activity (UDA)	-81
16/17 Contracted orthodontic activity (UOA)	0
Carry forward orthodontic activity (UOA)	0
Baseline contract value	£181,686.10

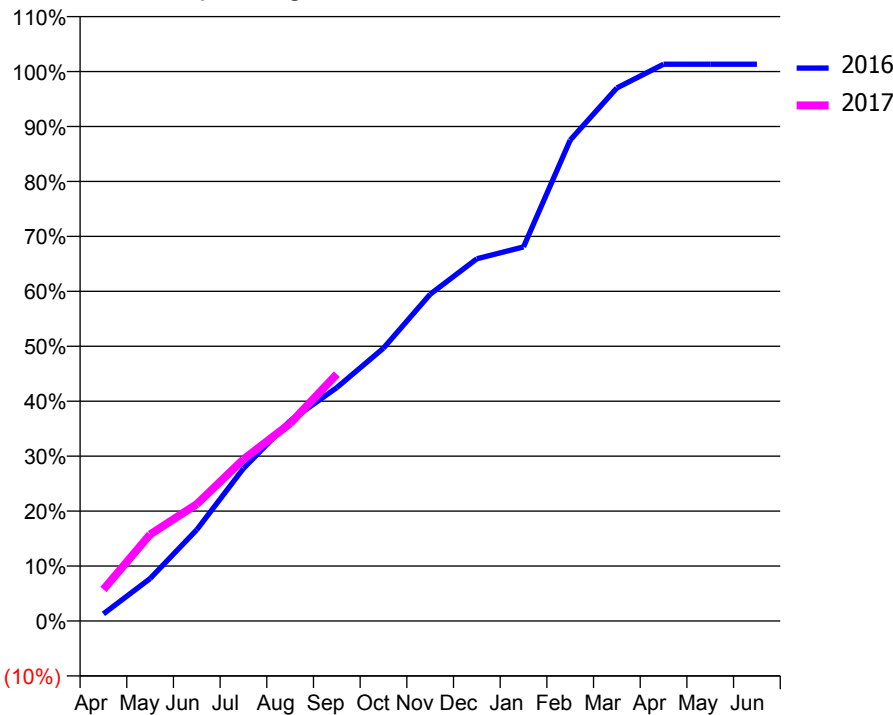
ACCESS*

Patients seen in 24 months	Total	Change since previous quarter
Quarter ending September 2015	2,664	
Quarter ending December 2015	2,705	→
Quarter ending March 2016	2,736	→
Quarter ending June 2016	2,686	↓
Quarter ending September 2016	2,679	→
Variance since September 2015	0.6%	→



ACTIVITY

Cumulative percentage of contracted UDA delivered 2016 & 2017



Month	Adjusted Scheduled Activity (UDA)	
	2016	2017
April	80	351
May	473	962
June	1,014	1,300
July	1,697	1,797
August	2,226	2,196
September	2,595	2,745
October	3,033	
November	3,633	
December	4,027	
January	4,159	
February	5,346	
March	5,926	
April	6,190	
May	6,190	
June	6,190	

QUALITY

	Quantity	Base Number	Contract	AT	Region	England
% of FP17s for the same patient ID Re-attending within 3 months - Children	14	548	2.6%	10.4%	11.8%	12.4%
% of FP17s for the same patient ID Re-attending within 3 months - Adults	127	887	14.3%	15.9%	17.1%	16.7%
% of FP17s for the same patient ID Re-attending between 3 & 9 months - Children	317	548	57.8%	47.1%	45.8%	57.4%
% of FP17s for the same patient ID Re-attending between 3 & 9 months - Adults	283	887	31.9%	37.7%	37.6%	50.5%
% of FP17s for Band 1 Urgent Courses	68	1,298	5.2%	10.1%	10.6%	9.1%
% of FP17s Relating to Free Repair or Replacements	3	1,298	0.2%	0.6%	0.6%	0.8%
% of FP17s Relating to Continuations	7	1,298	0.5%	1.1%	0.9%	1.3%
% of Patients satisfied with the dentistry they have received	0	0	N/A	90.5%	90.2%	93.2%
% of Patients satisfied with the time they had to wait for an appointment	0	0	N/A	85.8%	83.8%	89.0%

* This is based on patients treated on this contract for their most recent course of treatment. Figures in italics indicate the base number of FP17s or Patient Questionnaire responses are less than 100. N/A is shown where the base number of responses is less than 10 during the period. % is calculated as Quantity/Base number*100

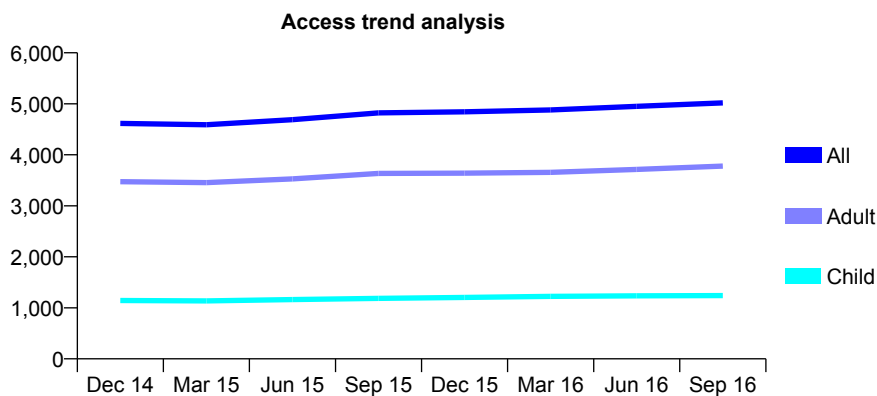
Q63 - Vital Signs At a Glance Contract Report for 272833/0001 - September 2016

Name or company name	MR D GOVINDASAMI
Contract type name	GDS Contract
Purpose of contract	General
Contract start date	01/04/2006
Contract end date	

16/17 Contracted general activity (UDA)	11,557
Carry forward general activity (UDA)	-22
16/17 Contracted orthodontic activity (UOA)	0
Carry forward orthodontic activity (UOA)	0
Baseline contract value	£279,635.14

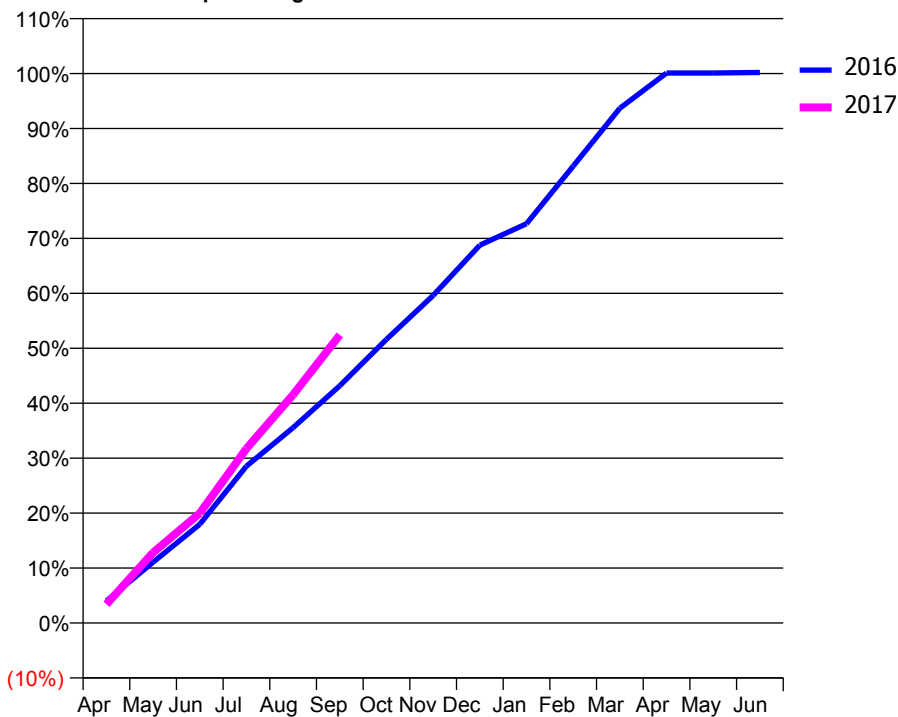
ACCESS*

Patients seen in 24 months	Total	Change since previous quarter
Quarter ending September 2015	4,821	
Quarter ending December 2015	4,844	→
Quarter ending March 2016	4,880	→
Quarter ending June 2016	4,951	→
Quarter ending September 2016	5,018	→
Variance since September 2015	4.1%	↑



ACTIVITY

Cumulative percentage of contracted UDA delivered 2016 & 2017



Month	Adjusted Scheduled Activity (UDA)	
	2016	2017
April	463	395
May	1,281	1,482
June	2,076	2,308
July	3,300	3,670
August	4,109	4,803
September	4,991	6,058
October	5,967	
November	6,888	
December	7,946	
January	8,399	
February	9,611	
March	10,827	
April	11,566	
May	11,567	
June	11,579	

QUALITY

	Quantity	Base Number	Contract	AT	Region	England
% of FP17s for the same patient ID Re-attending within 3 months - Children	70	1,040	6.7%	10.4%	11.8%	12.4%
% of FP17s for the same patient ID Re-attending within 3 months - Adults	368	2,856	12.9%	15.9%	17.1%	16.7%
% of FP17s for the same patient ID Re-attending between 3 & 9 months - Children	613	1,040	58.9%	47.1%	45.8%	57.4%
% of FP17s for the same patient ID Re-attending between 3 & 9 months - Adults	1,677	2,856	58.7%	37.7%	37.6%	50.5%
% of FP17s for Band 1 Urgent Courses	211	3,223	6.5%	10.1%	10.6%	9.1%
% of FP17s Relating to Free Repair or Replacements	30	3,223	0.9%	0.6%	0.6%	0.8%
% of FP17s Relating to Continuations	46	3,223	1.4%	1.1%	0.9%	1.3%
% of Patients satisfied with the dentistry they have received	4	4	N/A	90.5%	90.2%	93.2%
% of Patients satisfied with the time they had to wait for an appointment	4	4	N/A	85.8%	83.8%	89.0%

* This is based on patients treated on this contract for their most recent course of treatment. Figures in italics indicate the base number of FP17s or Patient Questionnaire responses are less than 100. N/A is shown where the base number of responses is less than 10 during the period. % is calculated as Quantity/Base number*100

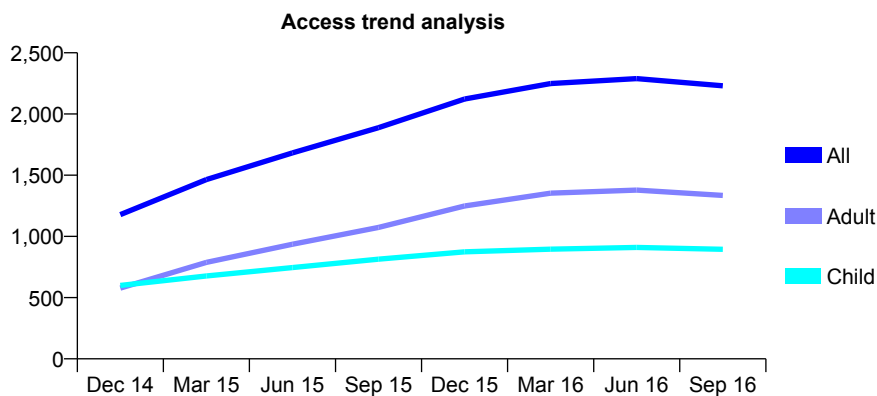
Q63 - Vital Signs At a Glance Contract Report for 273740/0003 - September 2016

Name or company name	MR J PATEL
Contract type name	GDS Contract
Purpose of contract	General and Orthodontic
Contract start date	01/10/2013
Contract end date	

16/17 Contracted general activity (UDA)	4,500
Carry forward general activity (UDA)	57
16/17 Contracted orthodontic activity (UOA)	750
Carry forward orthodontic activity (UOA)	-2
Baseline contract value	£150,398.90

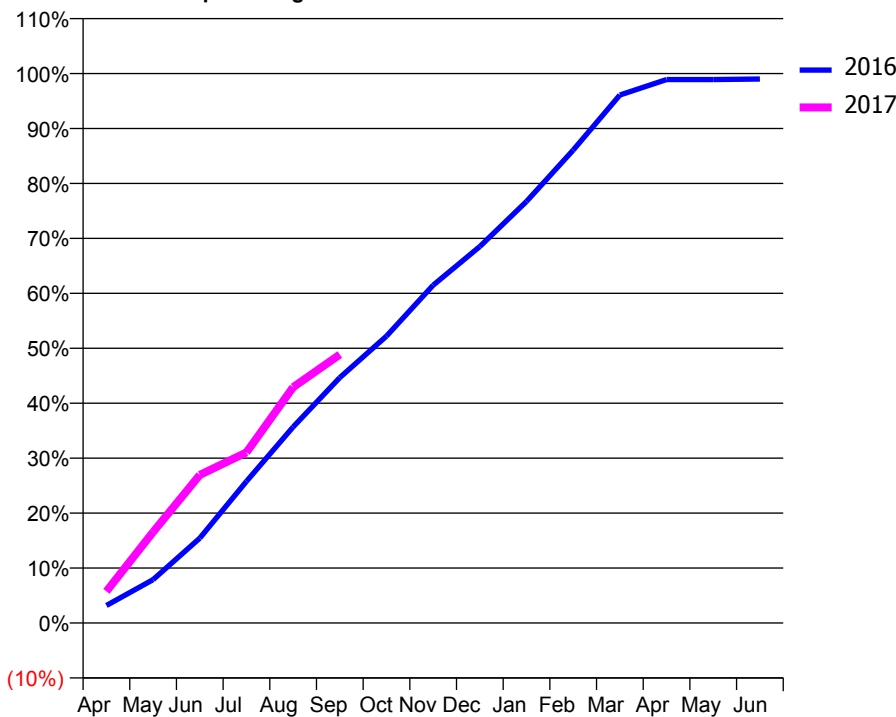
ACCESS*

Patients seen in 24 months	Total	Change since previous quarter
Quarter ending September 2015	1,888	
Quarter ending December 2015	2,123	↑
Quarter ending March 2016	2,249	↑
Quarter ending June 2016	2,289	→
Quarter ending September 2016	2,230	↓
Variance since September 2015	18.1%	↑



ACTIVITY

Cumulative percentage of contracted UDA delivered 2016 & 2017



Month	Adjusted Scheduled Activity (UDA)	
	2016	2017
April	183	260
May	454	746
June	888	1,212
July	1,483	1,397
August	2,051	1,931
September	2,568	2,199
October	3,002	
November	3,535	
December	3,939	
January	4,412	
February	4,949	
March	5,525	
April	5,687	
May	5,687	
June	5,693	

QUALITY

	Quantity	Base Number	Contract	AT	Region	England
% of FP17s for the same patient ID Re-attending within 3 months - Children	74	593	12.5%	10.4%	11.8%	12.4%
% of FP17s for the same patient ID Re-attending within 3 months - Adults	137	633	21.6%	15.9%	17.1%	16.7%
% of FP17s for the same patient ID Re-attending between 3 & 9 months - Children	302	593	50.9%	47.1%	45.8%	57.4%
% of FP17s for the same patient ID Re-attending between 3 & 9 months - Adults	237	633	37.4%	37.7%	37.6%	50.5%
% of FP17s for Band 1 Urgent Courses	158	1,113	14.2%	10.1%	10.6%	9.1%
% of FP17s Relating to Free Repair or Replacements	0	1,113	0.0%	0.6%	0.6%	0.8%
% of FP17s Relating to Continuations	4	1,113	0.4%	1.1%	0.9%	1.3%
% of Patients satisfied with the dentistry they have received	1	1	N/A	90.5%	90.2%	93.2%
% of Patients satisfied with the time they had to wait for an appointment	1	1	N/A	85.8%	83.8%	89.0%

* This is based on patients treated on this contract for their most recent course of treatment. Figures in italics indicate the base number of FP17s or Patient Questionnaire responses are less than 100. N/A is shown where the base number of responses is less than 10 during the period. % is calculated as Quantity/Base number*100

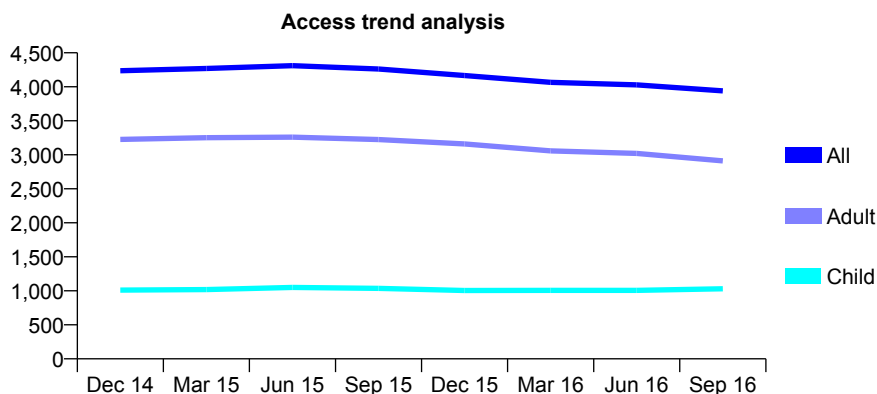
Q63 - Vital Signs At a Glance Contract Report for 274526/0001 - September 2016

Name or company name	MR DC O'CONNOR
Contract type name	GDS Contract
Purpose of contract	General
Contract start date	01/04/2006
Contract end date	

16/17 Contracted general activity (UDA)	13,409
Carry forward general activity (UDA)	0
16/17 Contracted orthodontic activity (UOA)	0
Carry forward orthodontic activity (UOA)	0
Baseline contract value	£421,289.24

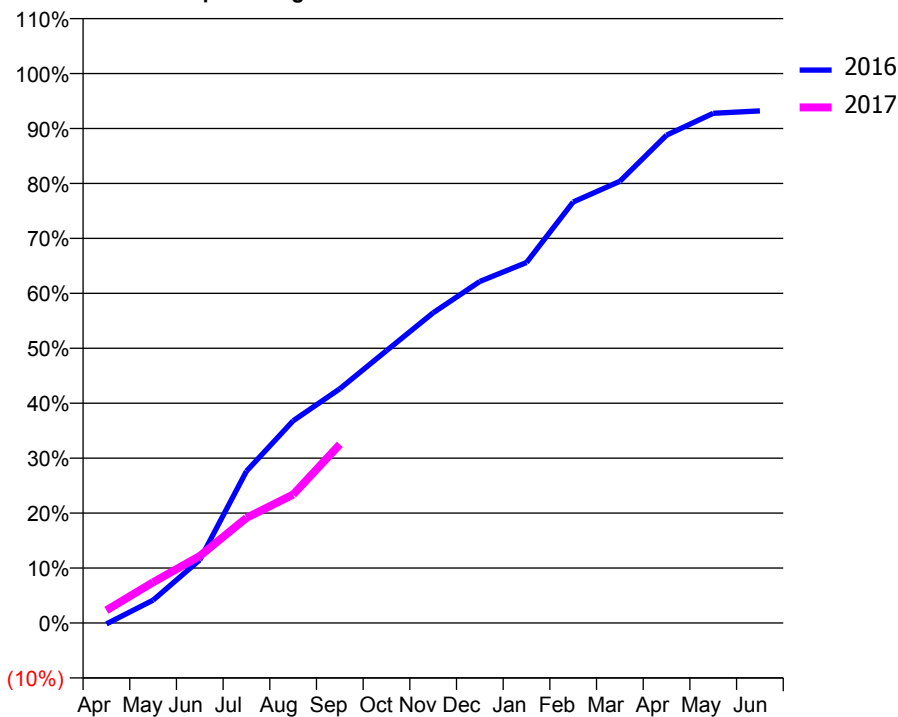
ACCESS*

Patients seen in 24 months	Total	Change since previous quarter
Quarter ending September 2015	4,261	
Quarter ending December 2015	4,165	↓
Quarter ending March 2016	4,065	↓
Quarter ending June 2016	4,028	→
Quarter ending September 2016	3,941	↓
Variance since September 2015	(7.5%)	↓



ACTIVITY

Cumulative percentage of contracted UDA delivered 2016 & 2017



Month	Adjusted Scheduled Activity (UDA)	
	2016	2017
April	-23	311
May	559	994
June	1,540	1,636
July	3,705	2,566
August	4,934	3,135
September	5,717	4,360
October	6,647	
November	7,569	
December	8,336	
January	8,797	
February	10,275	
March	10,780	
April	11,905	
May	12,437	
June	12,498	

QUALITY

	Quantity	Base Number	Contract	AT	Region	England
% of FP17s for the same patient ID Re-attending within 3 months - Children	54	618	8.7%	10.4%	11.8%	12.4%
% of FP17s for the same patient ID Re-attending within 3 months - Adults	317	1,627	19.5%	15.9%	17.1%	16.7%
% of FP17s for the same patient ID Re-attending between 3 & 9 months - Children	167	618	27.0%	47.1%	45.8%	57.4%
% of FP17s for the same patient ID Re-attending between 3 & 9 months - Adults	464	1,627	28.5%	37.7%	37.6%	50.5%
% of FP17s for Band 1 Urgent Courses	320	1,805	17.7%	10.1%	10.6%	9.1%
% of FP17s Relating to Free Repair or Replacements	3	1,805	0.2%	0.6%	0.6%	0.8%
% of FP17s Relating to Continuations	45	1,805	2.5%	1.1%	0.9%	1.3%
% of Patients satisfied with the dentistry they have received	2	2	N/A	90.5%	90.2%	93.2%
% of Patients satisfied with the time they had to wait for an appointment	1	2	N/A	85.8%	83.8%	89.0%

* This is based on patients treated on this contract for their most recent course of treatment. Figures in italics indicate the base number of FP17s or Patient Questionnaire responses are less than 100. N/A is shown where the base number of responses is less than 10 during the period. % is calculated as Quantity/Base number*100

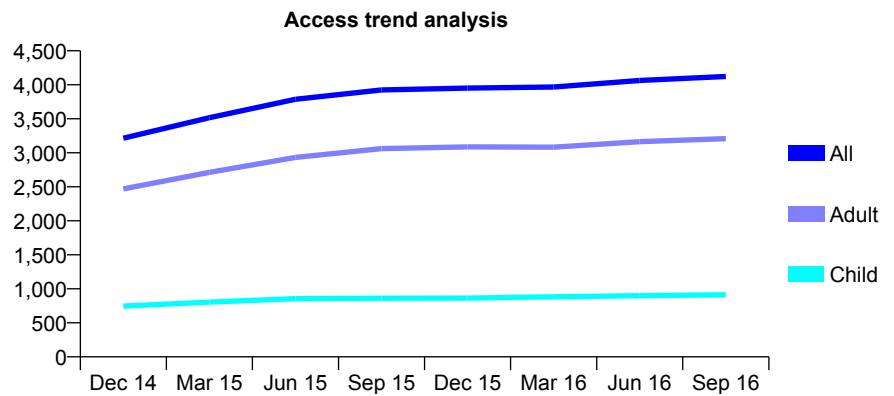
Q63 - Vital Signs At a Glance Contract Report for 276928/0001 - September 2016

Name or company name	MS T SINGH
Contract type name	GDS Contract
Purpose of contract	General
Contract start date	01/09/2013
Contract end date	

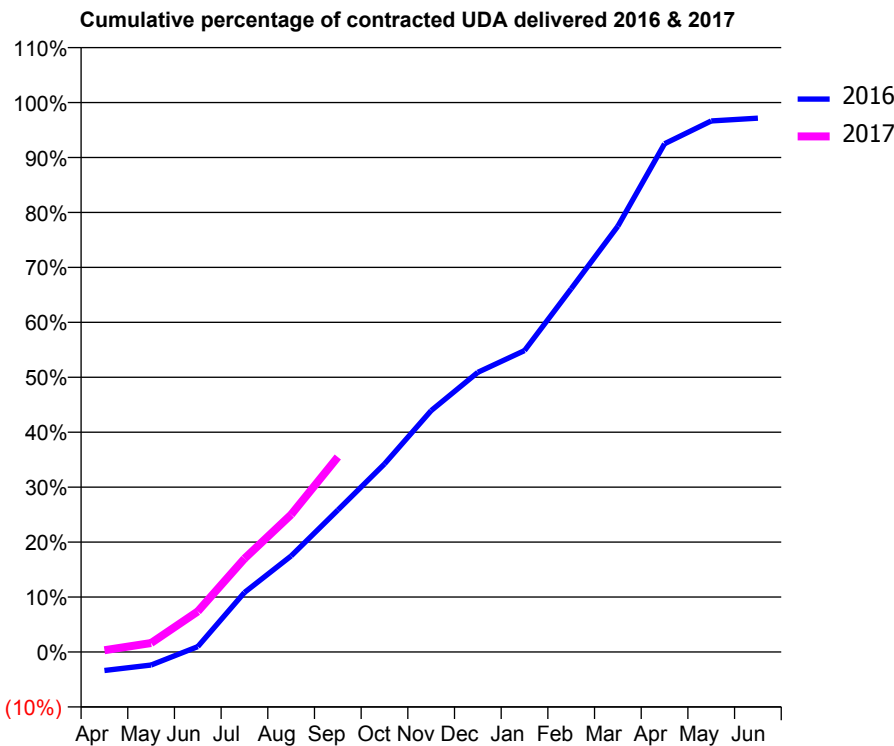
16/17 Contracted general activity (UDA)	17,743
Carry forward general activity (UDA)	0
16/17 Contracted orthodontic activity (UOA)	0
Carry forward orthodontic activity (UOA)	0
Baseline contract value	£491,899.98

ACCESS*

Patients seen in 24 months	Total	Change since previous quarter
Quarter ending September 2015	3,924	
Quarter ending December 2015	3,952	→
Quarter ending March 2016	3,968	→
Quarter ending June 2016	4,063	↑
Quarter ending September 2016	4,122	→
Variance since September 2015	5.0%	↑



ACTIVITY



Month	Adjusted Scheduled Activity (UDA)	
	2016	2017
April	-600	57
May	-426	291
June	173	1,311
July	1,921	3,016
August	3,104	4,438
September	4,585	6,298
October	6,072	
November	7,796	
December	9,030	
January	9,731	
February	11,732	
March	13,751	
April	16,412	
May	17,148	
June	17,237	

QUALITY

	Quantity	Base Number	Contract	AT	Region	England
% of FP17s for the same patient ID Re-attending within 3 months - Children	43	627	6.9%	10.4%	11.8%	12.4%
% of FP17s for the same patient ID Re-attending within 3 months - Adults	416	2,127	19.6%	15.9%	17.1%	16.7%
% of FP17s for the same patient ID Re-attending between 3 & 9 months - Children	288	627	45.9%	47.1%	45.8%	57.4%
% of FP17s for the same patient ID Re-attending between 3 & 9 months - Adults	842	2,127	39.6%	37.7%	37.6%	50.5%
% of FP17s for Band 1 Urgent Courses	259	1,863	13.9%	10.1%	10.6%	9.1%
% of FP17s Relating to Free Repair or Replacements	23	1,863	1.2%	0.6%	0.6%	0.8%
% of FP17s Relating to Continuations	19	1,863	1.0%	1.1%	0.9%	1.3%
% of Patients satisfied with the dentistry they have received	6	6	N/A	90.5%	90.2%	93.2%
% of Patients satisfied with the time they had to wait for an appointment	5	6	N/A	85.8%	83.8%	89.0%

* This is based on patients treated on this contract for their most recent course of treatment. Figures in italics indicate the base number of FP17s or Patient Questionnaire responses are less than 100. N/A is shown where the base number of responses is less than 10 during the period. % is calculated as Quantity/Base number*100

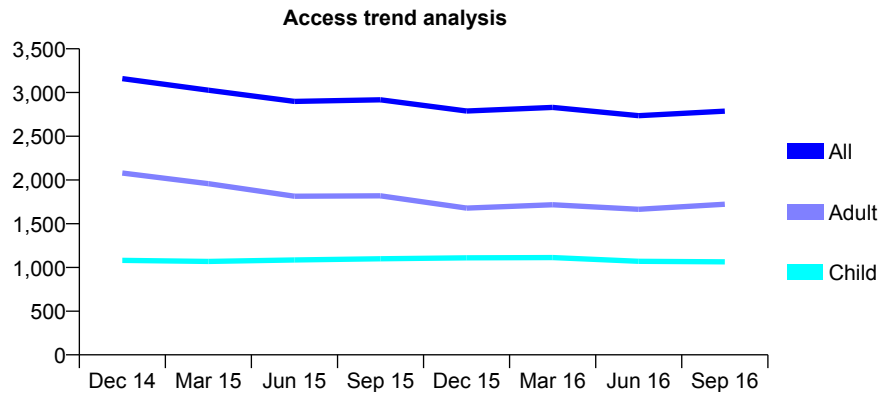
Q63 - Vital Signs At a Glance Contract Report for 280038/0001 - September 2016

Name or company name	MR M MOHSEN
Contract type name	GDS Contract
Purpose of contract	General
Contract start date	12/07/2008
Contract end date	

16/17 Contracted general activity (UDA)	7,200
Carry forward general activity (UDA)	-143
16/17 Contracted orthodontic activity (UOA)	0
Carry forward orthodontic activity (UOA)	0
Baseline contract value	£219,954.96

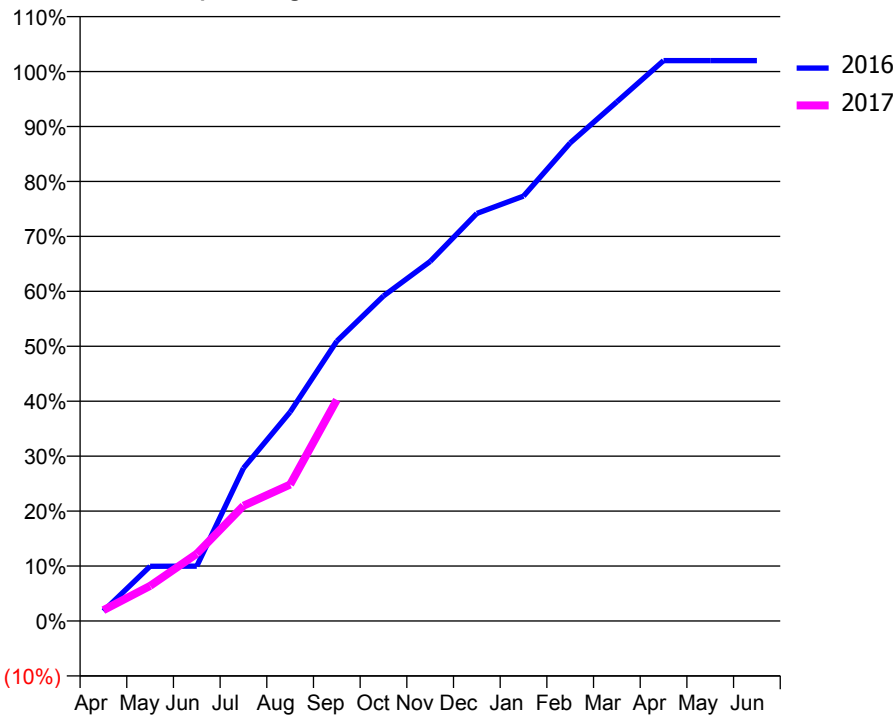
ACCESS*

Patients seen in 24 months	Total	Change since previous quarter
Quarter ending September 2015	2,917	
Quarter ending December 2015	2,789	↓
Quarter ending March 2016	2,829	→
Quarter ending June 2016	2,735	↓
Quarter ending September 2016	2,787	→
Variance since September 2015	(4.5%)	↓



ACTIVITY

Cumulative percentage of contracted UDA delivered 2016 & 2017



Month	Adjusted Scheduled Activity (UDA)	
	2016	2017
April	130	143
May	717	461
June	719	881
July	2,002	1,511
August	2,739	1,789
September	3,667	2,898
October	4,258	
November	4,711	
December	5,341	
January	5,567	
February	6,264	
March	6,802	
April	7,343	
May	7,343	
June	7,343	

QUALITY

	Quantity	Base Number	Contract	AT	Region	England
% of FP17s for the same patient ID Re-attending within 3 months - Children	13	461	2.8%	10.4%	11.8%	12.4%
% of FP17s for the same patient ID Re-attending within 3 months - Adults	27	761	3.5%	15.9%	17.1%	16.7%
% of FP17s for the same patient ID Re-attending between 3 & 9 months - Children	114	461	24.7%	47.1%	45.8%	57.4%
% of FP17s for the same patient ID Re-attending between 3 & 9 months - Adults	128	761	16.8%	37.7%	37.6%	50.5%
% of FP17s for Band 1 Urgent Courses	29	985	2.9%	10.1%	10.6%	9.1%
% of FP17s Relating to Free Repair or Replacements	0	985	0.0%	0.6%	0.6%	0.8%
% of FP17s Relating to Continuations	1	985	0.1%	1.1%	0.9%	1.3%
% of Patients satisfied with the dentistry they have received	2	2	N/A	90.5%	90.2%	93.2%
% of Patients satisfied with the time they had to wait for an appointment	2	2	N/A	85.8%	83.8%	89.0%

* This is based on patients treated on this contract for their most recent course of treatment. Figures in italics indicate the base number of FP17s or Patient Questionnaire responses are less than 100. N/A is shown where the base number of responses is less than 10 during the period. % is calculated as Quantity/Base number*100

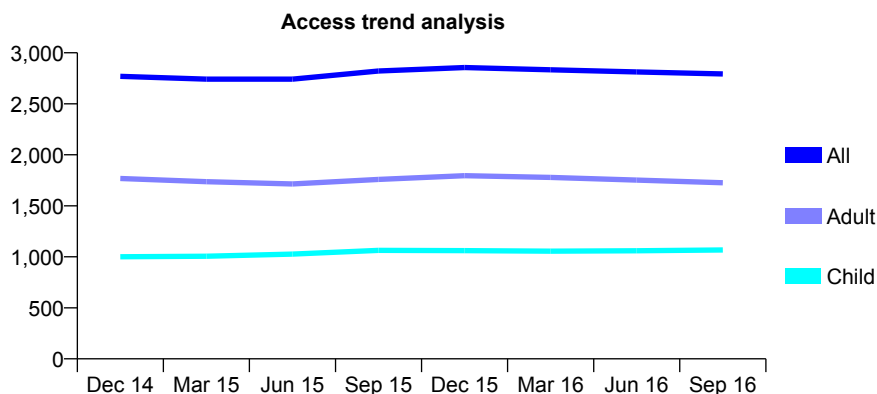
Q63 - Vital Signs At a Glance Contract Report for 283460/0002 - September 2016

Name or company name	MR S KAMYAB
Contract type name	GDS Contract
Purpose of contract	General
Contract start date	01/11/2008
Contract end date	

16/17 Contracted general activity (UDA)	11,565
Carry forward general activity (UDA)	149
16/17 Contracted orthodontic activity (UOA)	0
Carry forward orthodontic activity (UOA)	0
Baseline contract value	£338,798.63

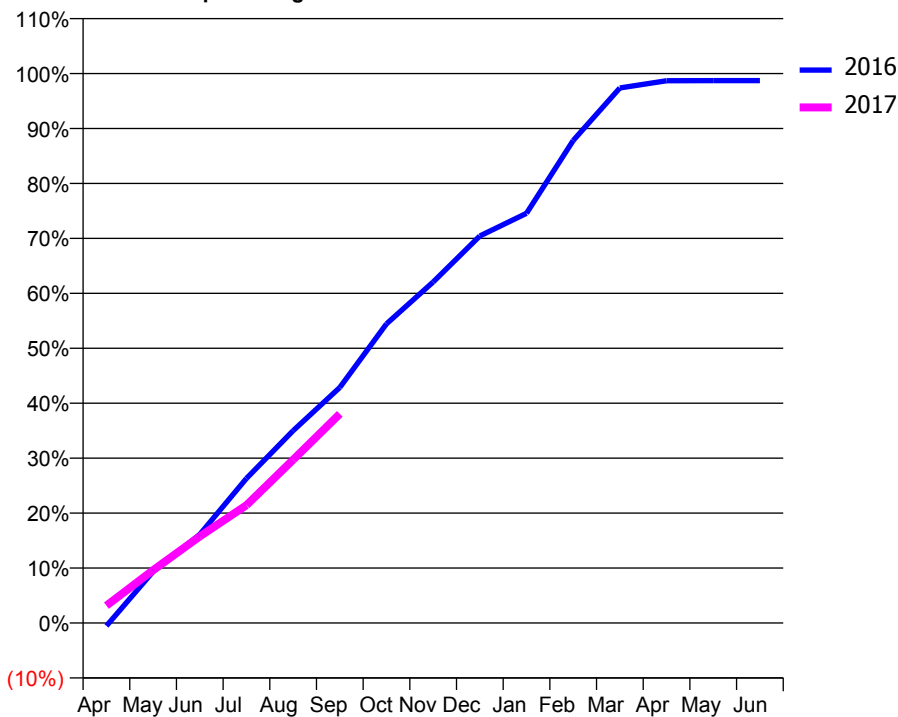
ACCESS*

Patients seen in 24 months	Total	Change since previous quarter
Quarter ending September 2015	2,822	
Quarter ending December 2015	2,856	→
Quarter ending March 2016	2,833	→
Quarter ending June 2016	2,812	→
Quarter ending September 2016	2,793	→
Variance since September 2015	(1.0%)	↓



ACTIVITY

Cumulative percentage of contracted UDA delivered 2016 & 2017



Adjusted Scheduled Activity (UDA)

Month	2016	2017
April	-64	366
May	1,081	1,112
June	1,865	1,823
July	3,044	2,481
August	4,049	3,438
September	4,957	4,402
October	6,295	
November	7,177	
December	8,145	
January	8,623	
February	10,156	
March	11,260	
April	11,413	
May	11,416	
June	11,416	

QUALITY

	Quantity	Base Number	Contract	AT	Region	England
% of FP17s for the same patient ID Re-attending within 3 months - Children	37	551	6.7%	10.4%	11.8%	12.4%
% of FP17s for the same patient ID Re-attending within 3 months - Adults	103	710	14.5%	15.9%	17.1%	16.7%
% of FP17s for the same patient ID Re-attending between 3 & 9 months - Children	159	551	28.9%	47.1%	45.8%	57.4%
% of FP17s for the same patient ID Re-attending between 3 & 9 months - Adults	196	710	27.6%	37.7%	37.6%	50.5%
% of FP17s for Band 1 Urgent Courses	149	1,223	12.2%	10.1%	10.6%	9.1%
% of FP17s Relating to Free Repair or Replacements	0	1,223	0.0%	0.6%	0.6%	0.8%
% of FP17s Relating to Continuations	10	1,223	0.8%	1.1%	0.9%	1.3%
% of Patients satisfied with the dentistry they have received	3	3	N/A	90.5%	90.2%	93.2%
% of Patients satisfied with the time they had to wait for an appointment	3	3	N/A	85.8%	83.8%	89.0%

* This is based on patients treated on this contract for their most recent course of treatment. Figures in italics indicate the base number of FP17s or Patient Questionnaire responses are less than 100. N/A is shown where the base number of responses is less than 10 during the period. % is calculated as Quantity/Base number*100

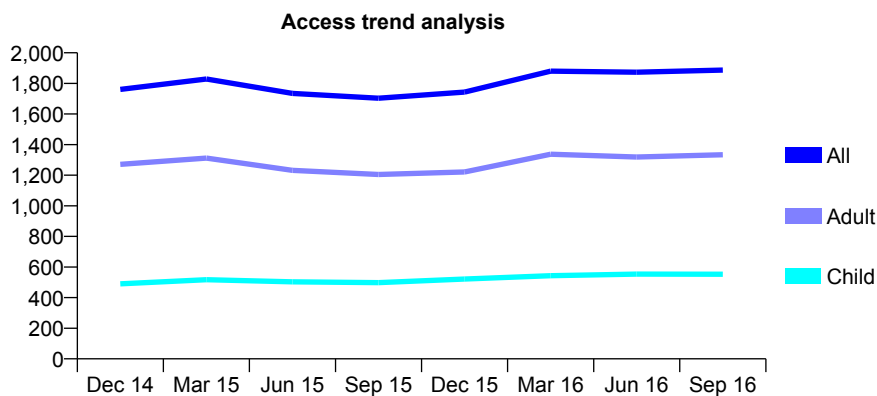
Q63 - Vital Signs At a Glance Contract Report for 283460/0004 - September 2016

Name or company name	MR S KAMYAB
Contract type name	GDS Contract
Purpose of contract	General
Contract start date	01/04/2011
Contract end date	

16/17 Contracted general activity (UDA)	6,095
Carry forward general activity (UDA)	52
16/17 Contracted orthodontic activity (UOA)	0
Carry forward orthodontic activity (UOA)	0
Baseline contract value	£214,382.25

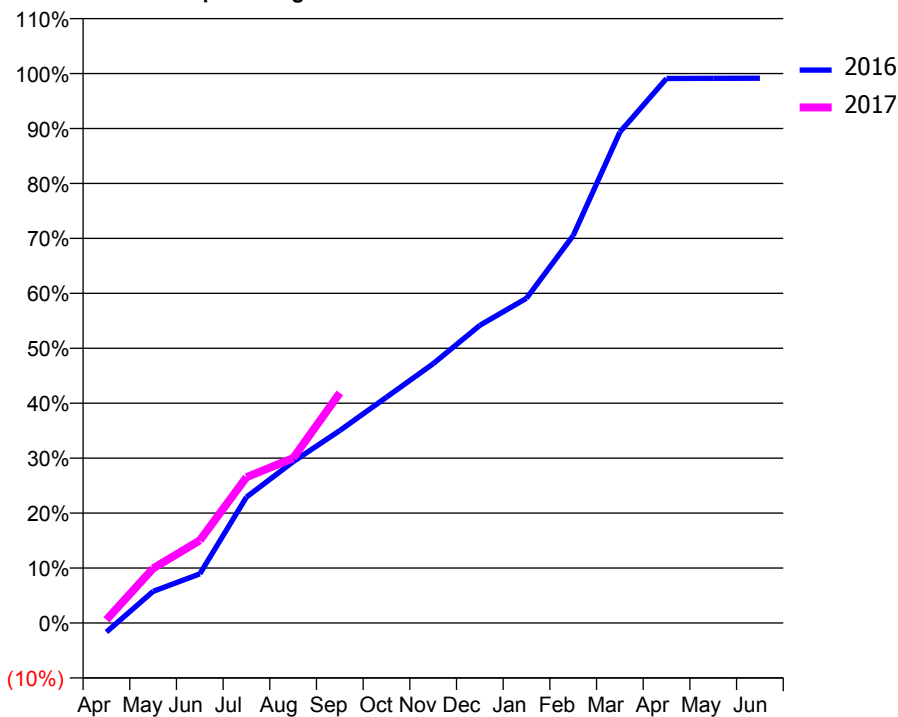
ACCESS*

Patients seen in 24 months	Total	Change since previous quarter
Quarter ending September 2015	1,703	
Quarter ending December 2015	1,743	↑
Quarter ending March 2016	1,880	↑
Quarter ending June 2016	1,873	→
Quarter ending September 2016	1,887	→
Variance since September 2015	10.8%	↑



ACTIVITY

Cumulative percentage of contracted UDA delivered 2016 & 2017



Adjusted Scheduled Activity (UDA)

Month	2016	2017
April	-101	36
May	351	606
June	546	916
July	1,397	1,618
August	1,789	1,829
September	2,135	2,551
October	2,504	
November	2,876	
December	3,302	
January	3,603	
February	4,297	
March	5,445	
April	6,040	
May	6,042	
June	6,043	

QUALITY

	Quantity	Base Number	Contract	AT	Region	England
% of FP17s for the same patient ID Re-attending within 3 months - Children	24	376	6.4%	10.4%	11.8%	12.4%
% of FP17s for the same patient ID Re-attending within 3 months - Adults	72	587	12.3%	15.9%	17.1%	16.7%
% of FP17s for the same patient ID Re-attending between 3 & 9 months - Children	145	376	38.6%	47.1%	45.8%	57.4%
% of FP17s for the same patient ID Re-attending between 3 & 9 months - Adults	126	587	21.5%	37.7%	37.6%	50.5%
% of FP17s for Band 1 Urgent Courses	122	852	14.3%	10.1%	10.6%	9.1%
% of FP17s Relating to Free Repair or Replacements	0	852	0.0%	0.6%	0.6%	0.8%
% of FP17s Relating to Continuations	0	852	0.0%	1.1%	0.9%	1.3%
% of Patients satisfied with the dentistry they have received	0	0	N/A	90.5%	90.2%	93.2%
% of Patients satisfied with the time they had to wait for an appointment	0	0	N/A	85.8%	83.8%	89.0%

* This is based on patients treated on this contract for their most recent course of treatment. Figures in italics indicate the base number of FP17s or Patient Questionnaire responses are less than 100. N/A is shown where the base number of responses is less than 10 during the period. % is calculated as Quantity/Base number*100

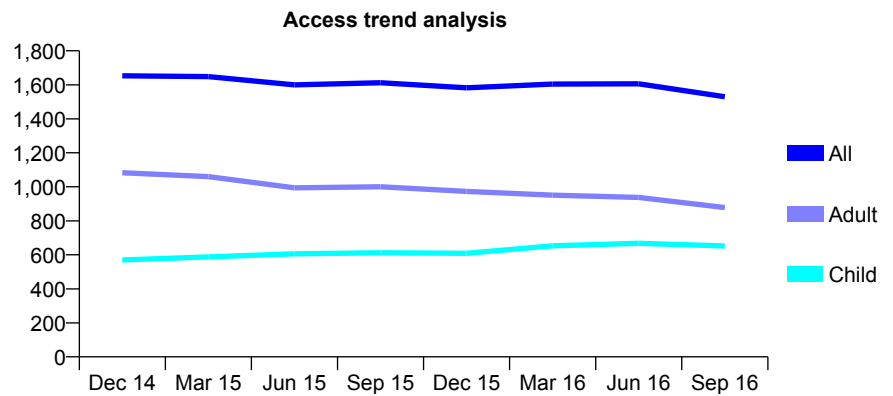
Q63 - Vital Signs At a Glance Contract Report for 283460/0005 - September 2016

Name or company name	MR S KAMYAB
Contract type name	GDS Contract
Purpose of contract	General
Contract start date	01/04/2012
Contract end date	

16/17 Contracted general activity (UDA)	5,416
Carry forward general activity (UDA)	0
16/17 Contracted orthodontic activity (UOA)	0
Carry forward orthodontic activity (UOA)	0
Baseline contract value	£123,851.34

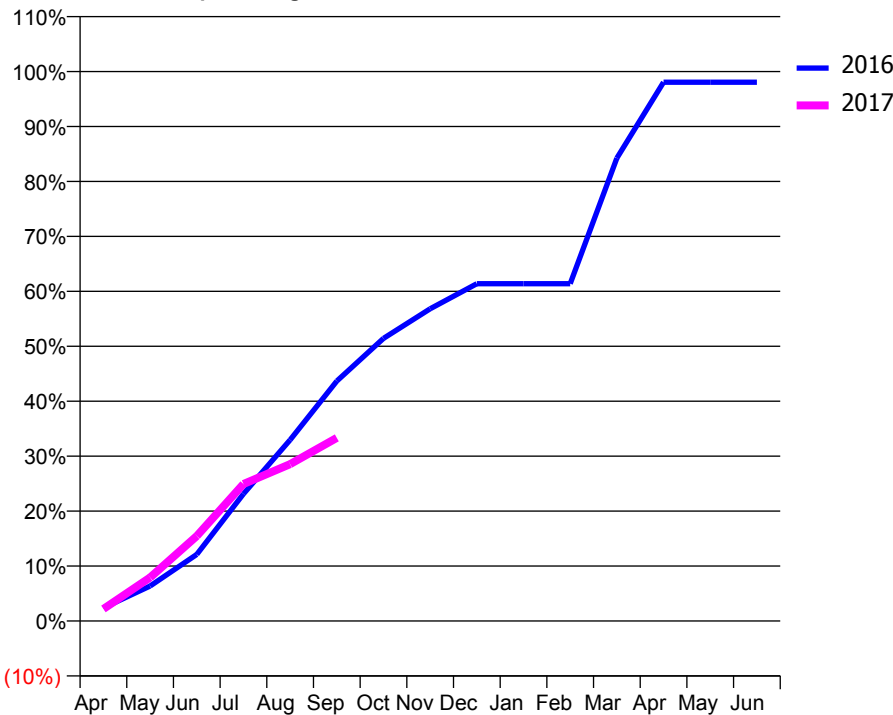
ACCESS*

Patients seen in 24 months	Total	Change since previous quarter
Quarter ending September 2015	1,612	
Quarter ending December 2015	1,582	↓
Quarter ending March 2016	1,604	→
Quarter ending June 2016	1,606	→
Quarter ending September 2016	1,530	↓
Variance since September 2015	(5.1%)	↓



ACTIVITY

Cumulative percentage of contracted UDA delivered 2016 & 2017



Month	Adjusted Scheduled Activity (UDA)	
	2016	2017
April	129	120
May	345	429
June	657	838
July	1,253	1,351
August	1,786	1,547
September	2,366	1,805
October	2,785	
November	3,077	
December	3,324	
January	3,324	
February	3,324	
March	4,563	
April	5,311	
May	5,311	
June	5,311	

QUALITY

	Quantity	Base Number	Contract	AT	Region	England
% of FP17s for the same patient ID Re-attending within 3 months - Children	27	382	7.1%	10.4%	11.8%	12.4%
% of FP17s for the same patient ID Re-attending within 3 months - Adults	64	372	17.2%	15.9%	17.1%	16.7%
% of FP17s for the same patient ID Re-attending between 3 & 9 months - Children	167	382	43.7%	47.1%	45.8%	57.4%
% of FP17s for the same patient ID Re-attending between 3 & 9 months - Adults	98	372	26.3%	37.7%	37.6%	50.5%
% of FP17s for Band 1 Urgent Courses	65	590	11.0%	10.1%	10.6%	9.1%
% of FP17s Relating to Free Repair or Replacements	1	590	0.2%	0.6%	0.6%	0.8%
% of FP17s Relating to Continuations	0	590	0.0%	1.1%	0.9%	1.3%
% of Patients satisfied with the dentistry they have received	3	4	N/A	90.5%	90.2%	93.2%
% of Patients satisfied with the time they had to wait for an appointment	3	4	N/A	85.8%	83.8%	89.0%

* This is based on patients treated on this contract for their most recent course of treatment. Figures in italics indicate the base number of FP17s or Patient Questionnaire responses are less than 100. N/A is shown where the base number of responses is less than 10 during the period. % is calculated as Quantity/Base number*100

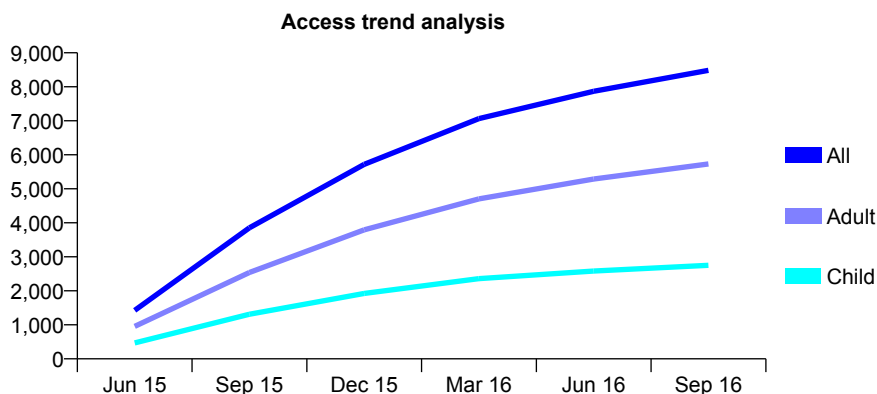
Q63 - Vital Signs At a Glance Contract Report for 287881/0001 - September 2016

Name or company name	MR AR PATEL
Contract type name	GDS Contract
Purpose of contract	General
Contract start date	01/05/2015
Contract end date	

16/17 Contracted general activity (UDA)	26,220
Carry forward general activity (UDA)	0
16/17 Contracted orthodontic activity (UOA)	0
Carry forward orthodontic activity (UOA)	0
Baseline contract value	£866,272.96

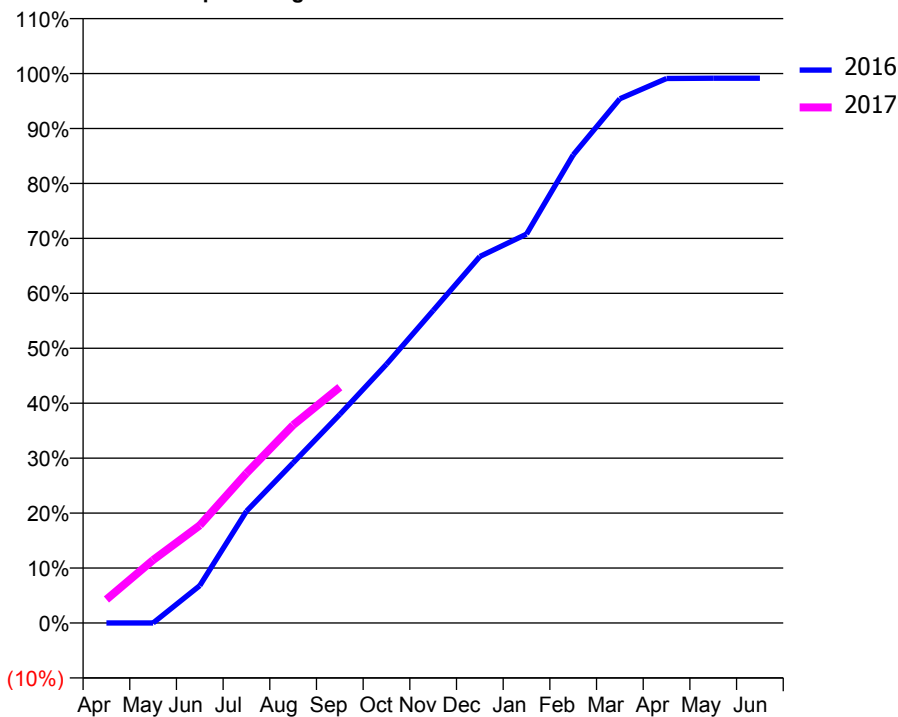
ACCESS*

Patients seen in 24 months	Total	Change since previous quarter
Quarter ending September 2015	3,852	
Quarter ending December 2015	5,719	↑
Quarter ending March 2016	7,064	↑
Quarter ending June 2016	7,869	↑
Quarter ending September 2016	8,484	↑
Variance since September 2015	120.2%	↑



ACTIVITY

Cumulative percentage of contracted UDA delivered 2016 & 2017



Month	Adjusted Scheduled Activity (UDA)	
	2016	2017
April	0	1,124
May	0	3,005
June	1,638	4,659
July	4,893	7,146
August	7,009	9,446
September	9,127	11,253
October	11,320	
November	13,669	
December	16,028	
January	17,012	
February	20,476	
March	22,933	
April	23,816	
May	23,829	
June	23,829	

QUALITY

	Quantity	Base Number	Contract	AT	Region	England
% of FP17s for the same patient ID Re-attending within 3 months - Children	78	1,715	4.5%	10.4%	11.8%	12.4%
% of FP17s for the same patient ID Re-attending within 3 months - Adults	369	3,319	11.1%	15.9%	17.1%	16.7%
% of FP17s for the same patient ID Re-attending between 3 & 9 months - Children	768	1,715	44.8%	47.1%	45.8%	57.4%
% of FP17s for the same patient ID Re-attending between 3 & 9 months - Adults	1,359	3,319	40.9%	37.7%	37.6%	50.5%
% of FP17s for Band 1 Urgent Courses	399	4,668	8.5%	10.1%	10.6%	9.1%
% of FP17s Relating to Free Repair or Replacements	24	4,668	0.5%	0.6%	0.6%	0.8%
% of FP17s Relating to Continuations	13	4,668	0.3%	1.1%	0.9%	1.3%
% of Patients satisfied with the dentistry they have received	7	8	N/A	90.5%	90.2%	93.2%
% of Patients satisfied with the time they had to wait for an appointment	8	8	N/A	85.8%	83.8%	89.0%

* This is based on patients treated on this contract for their most recent course of treatment. Figures in italics indicate the base number of FP17s or Patient Questionnaire responses are less than 100. N/A is shown where the base number of responses is less than 10 during the period. % is calculated as Quantity/Base number*100

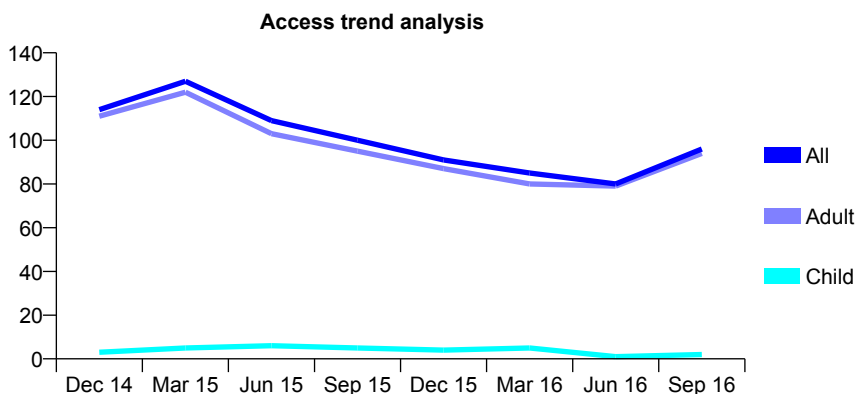
Q63 - Vital Signs At a Glance Contract Report for 294551/0001 - September 2016

Name or company name	MRS T JAYARAM
Contract type name	PDS Contract
Purpose of contract	General
Contract start date	20/04/2009
Contract end date	31/03/2017

16/17 Contracted general activity (UDA)	1,001
Carry forward general activity (UDA)	0
16/17 Contracted orthodontic activity (UOA)	0
Carry forward orthodontic activity (UOA)	0
Baseline contract value	£69,120.48

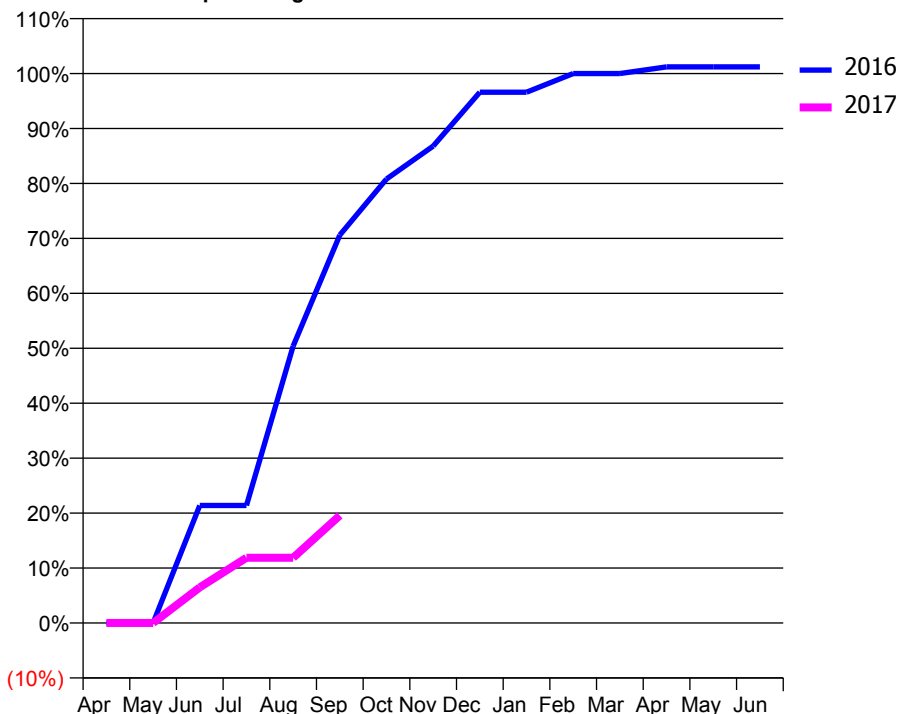
ACCESS*

Patients seen in 24 months	Total	Change since previous quarter
Quarter ending September 2015	100	
Quarter ending December 2015	91	↓
Quarter ending March 2016	85	↓
Quarter ending June 2016	80	↓
Quarter ending September 2016	96	↑
Variance since September 2015	(4.0%)	↓



ACTIVITY

Cumulative percentage of contracted UDA delivered 2016 & 2017



Month	Adjusted Scheduled Activity (UDA)	
	2016	2017
April	0	0
May	0	0
June	107	65
July	107	119
August	252	119
September	353	196
October	404	
November	434	
December	483	
January	483	
February	500	
March	500	
April	506	
May	506	
June	506	

QUALITY

	Quantity	Base Number	Contract	AT	Region	England
% of FP17s for the same patient ID Re-attending within 3 months - Children	0	4	0.0%	10.4%	11.8%	12.4%
% of FP17s for the same patient ID Re-attending within 3 months - Adults	1	76	1.3%	15.9%	17.1%	16.7%
% of FP17s for the same patient ID Re-attending between 3 & 9 months - Children	0	4	0.0%	47.1%	45.8%	57.4%
% of FP17s for the same patient ID Re-attending between 3 & 9 months - Adults	1	76	1.3%	37.7%	37.6%	50.5%
% of FP17s for Band 1 Urgent Courses	0	78	0.0%	10.1%	10.6%	9.1%
% of FP17s Relating to Free Repair or Replacements	0	78	0.0%	0.6%	0.6%	0.8%
% of FP17s Relating to Continuations	0	78	0.0%	1.1%	0.9%	1.3%
% of Patients satisfied with the dentistry they have received	0	0	N/A	90.5%	90.2%	93.2%
% of Patients satisfied with the time they had to wait for an appointment	0	0	N/A	85.8%	83.8%	89.0%

* This is based on patients treated on this contract for their most recent course of treatment. Figures in italics indicate the base number of FP17s or Patient Questionnaire responses are less than 100. N/A is shown where the base number of responses is less than 10 during the period. % is calculated as Quantity/Base number*100

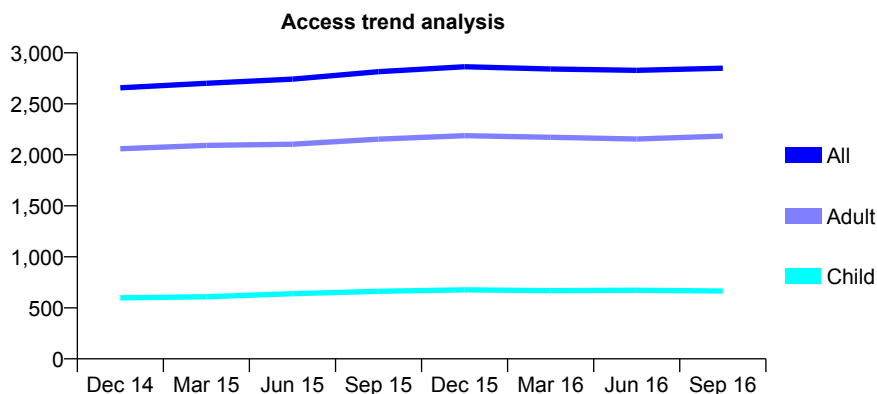
Q63 - Vital Signs At a Glance Contract Report for 299758/0001 - September 2016

Name or company name	MR AJ MEHTA
Contract type name	GDS Contract
Purpose of contract	General
Contract start date	01/10/2010
Contract end date	

16/17 Contracted general activity (UDA)	9,243
Carry forward general activity (UDA)	-11
16/17 Contracted orthodontic activity (UOA)	0
Carry forward orthodontic activity (UOA)	0
Baseline contract value	£294,332.86

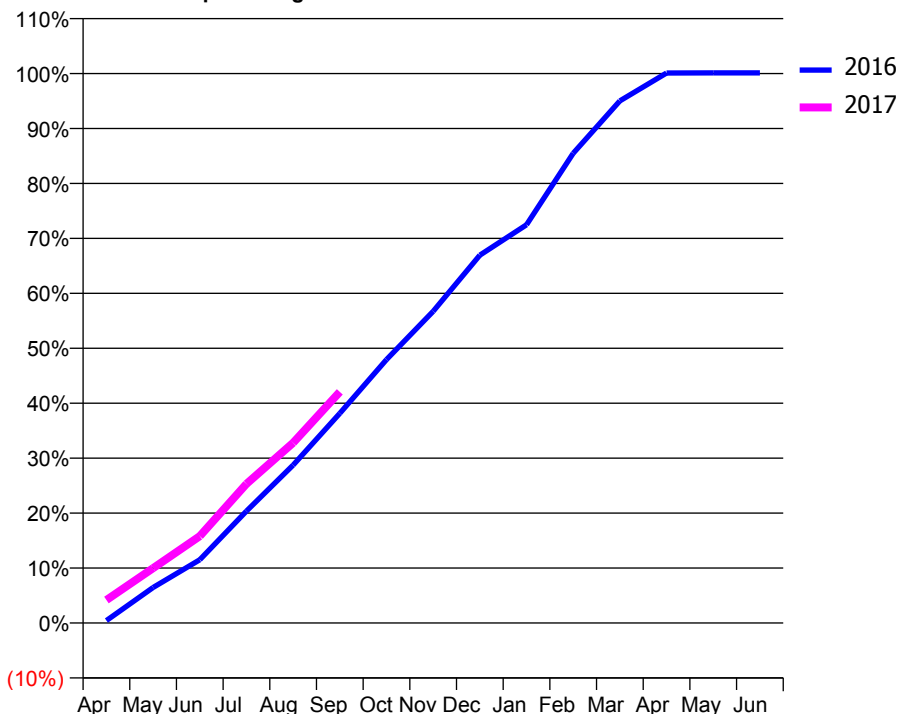
ACCESS*

Patients seen in 24 months	Total	Change since previous quarter
Quarter ending September 2015	2,815	
Quarter ending December 2015	2,864	→
Quarter ending March 2016	2,841	→
Quarter ending June 2016	2,828	→
Quarter ending September 2016	2,849	→
Variance since September 2015	1.2%	→



ACTIVITY

Cumulative percentage of contracted UDA delivered 2016 & 2017



Month	Adjusted Scheduled Activity (UDA)	
	2016	2017
April	42	387
May	597	923
June	1,064	1,462
July	1,882	2,340
August	2,657	3,032
September	3,528	3,889
October	4,430	
November	5,244	
December	6,188	
January	6,699	
February	7,902	
March	8,783	
April	9,252	
May	9,253	
June	9,254	

QUALITY

	Quantity	Base Number	Contract	AT	Region	England
% of FP17s for the same patient ID Re-attending within 3 months - Children	30	424	7.1%	10.4%	11.8%	12.4%
% of FP17s for the same patient ID Re-attending within 3 months - Adults	244	1,348	18.1%	15.9%	17.1%	16.7%
% of FP17s for the same patient ID Re-attending between 3 & 9 months - Children	213	424	50.2%	47.1%	45.8%	57.4%
% of FP17s for the same patient ID Re-attending between 3 & 9 months - Adults	519	1,348	38.5%	37.7%	37.6%	50.5%
% of FP17s for Band 1 Urgent Courses	261	1,641	15.9%	10.1%	10.6%	9.1%
% of FP17s Relating to Free Repair or Replacements	18	1,641	1.1%	0.6%	0.6%	0.8%
% of FP17s Relating to Continuations	15	1,641	0.9%	1.1%	0.9%	1.3%
% of Patients satisfied with the dentistry they have received	2	2	N/A	90.5%	90.2%	93.2%
% of Patients satisfied with the time they had to wait for an appointment	2	2	N/A	85.8%	83.8%	89.0%

* This is based on patients treated on this contract for their most recent course of treatment. Figures in italics indicate the base number of FP17s or Patient Questionnaire responses are less than 100. N/A is shown where the base number of responses is less than 10 during the period. % is calculated as Quantity/Base number*100

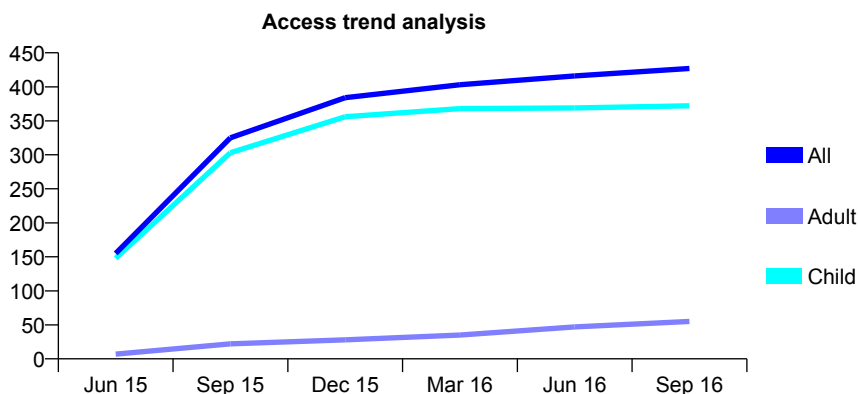
Q63 - Vital Signs At a Glance Contract Report for 303631/0001 - September 2016

Name or company name	MRS BS OWEN
Contract type name	GDS Contract
Purpose of contract	General
Contract start date	01/02/2015
Contract end date	

16/17 Contracted general activity (UDA)	1,200
Carry forward general activity (UDA)	0
16/17 Contracted orthodontic activity (UOA)	0
Carry forward orthodontic activity (UOA)	0
Baseline contract value	£30,992.97

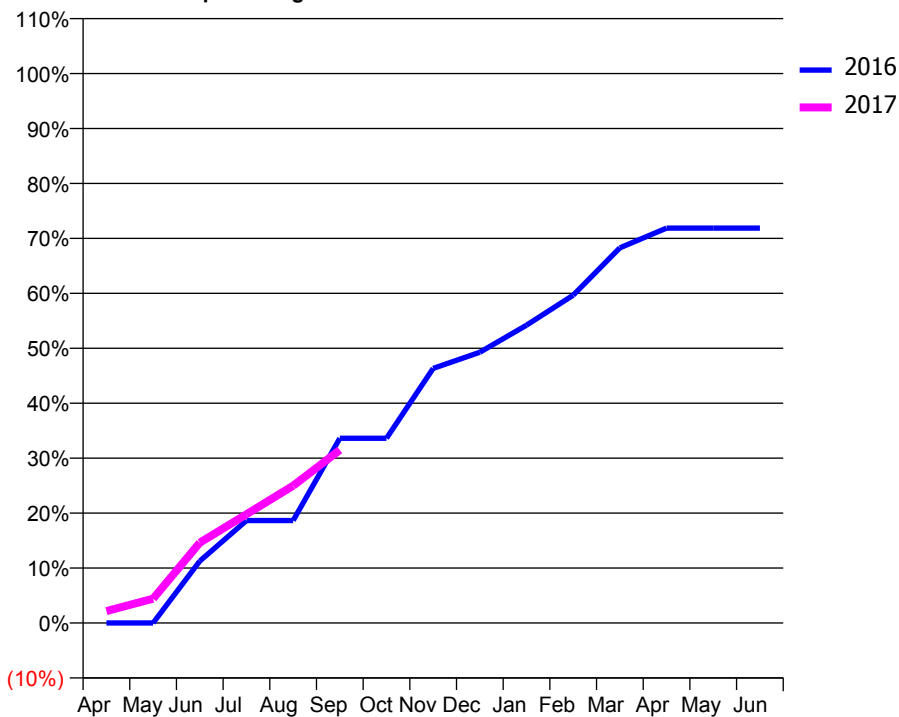
ACCESS*

Patients seen in 24 months	Total	Change since previous quarter
Quarter ending September 2015	325	
Quarter ending December 2015	384	↑
Quarter ending March 2016	403	↑
Quarter ending June 2016	416	↑
Quarter ending September 2016	427	↑
Variance since September 2015	31.4%	↑



ACTIVITY

Cumulative percentage of contracted UDA delivered 2016 & 2017



Month	Adjusted Scheduled Activity (UDA)	
	2016	2017
April	0	26
May	0	53
June	135	175
July	224	237
August	224	300
September	403	378
October	403	
November	556	
December	591	
January	650	
February	716	
March	819	
April	862	
May	862	
June	862	

QUALITY

	Quantity	Base Number	Contract	AT	Region	England
% of FP17s for the same patient ID Re-attending within 3 months - Children	17	291	5.8%	10.4%	11.8%	12.4%
% of FP17s for the same patient ID Re-attending within 3 months - Adults	0	13	0.0%	15.9%	17.1%	16.7%
% of FP17s for the same patient ID Re-attending between 3 & 9 months - Children	179	291	61.5%	47.1%	45.8%	57.4%
% of FP17s for the same patient ID Re-attending between 3 & 9 months - Adults	11	13	84.6%	37.7%	37.6%	50.5%
% of FP17s for Band 1 Urgent Courses	4	275	1.5%	10.1%	10.6%	9.1%
% of FP17s Relating to Free Repair or Replacements	0	275	0.0%	0.6%	0.6%	0.8%
% of FP17s Relating to Continuations	6	275	2.2%	1.1%	0.9%	1.3%
% of Patients satisfied with the dentistry they have received	0	0	N/A	90.5%	90.2%	93.2%
% of Patients satisfied with the time they had to wait for an appointment	0	0	N/A	85.8%	83.8%	89.0%

* This is based on patients treated on this contract for their most recent course of treatment. Figures in italics indicate the base number of FP17s or Patient Questionnaire responses are less than 100. N/A is shown where the base number of responses is less than 10 during the period. % is calculated as Quantity/Base number*100

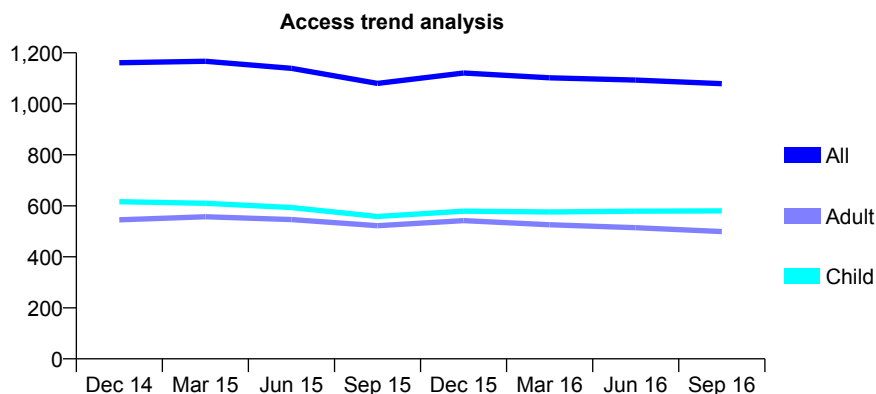
Q63 - Vital Signs At a Glance Contract Report for 304336/0003 - September 2016

Name or company name	MR PA NORTON
Contract type name	GDS Contract
Purpose of contract	General
Contract start date	01/04/2006
Contract end date	

16/17 Contracted general activity (UDA)	2,104
Carry forward general activity (UDA)	-11
16/17 Contracted orthodontic activity (UOA)	0
Carry forward orthodontic activity (UOA)	0
Baseline contract value	£57,038.32

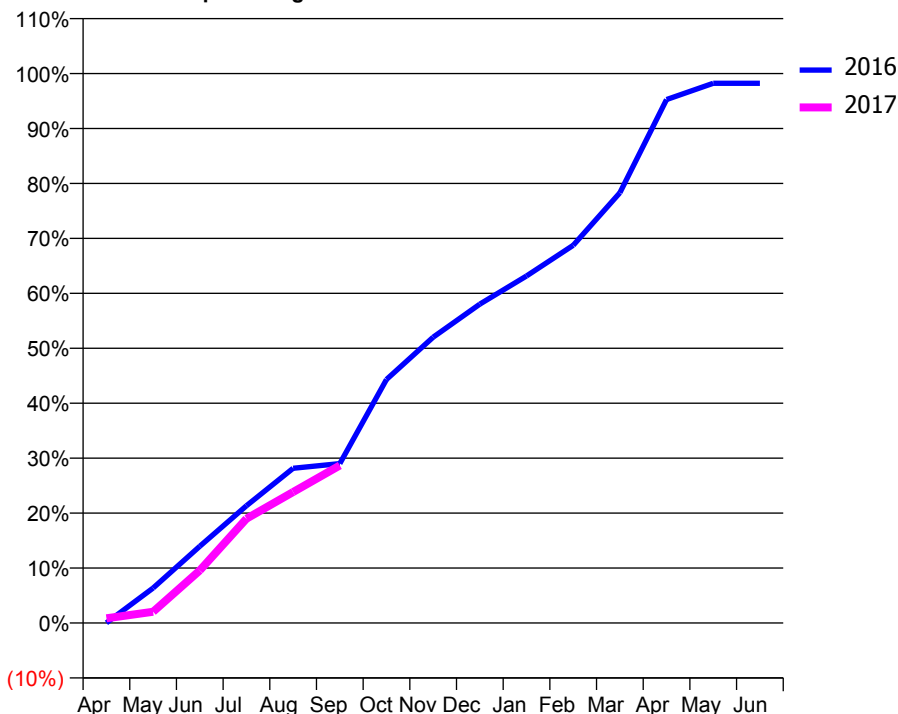
ACCESS*

Patients seen in 24 months	Total	Change since previous quarter
Quarter ending September 2015	1,080	
Quarter ending December 2015	1,121	↑
Quarter ending March 2016	1,102	↓
Quarter ending June 2016	1,093	→
Quarter ending September 2016	1,079	↓
Variance since September 2015	(0.1%)	→



ACTIVITY

Cumulative percentage of contracted UDA delivered 2016 & 2017



Month	Adjusted Scheduled Activity (UDA)	
	2016	2017
April	1	18
May	134	43
June	294	201
July	449	399
August	592	501
September	610	603
October	932	
November	1,095	
December	1,221	
January	1,329	
February	1,446	
March	1,647	
April	2,004	
May	2,066	
June	2,066	

QUALITY

	Quantity	Base Number	Contract	AT	Region	England
% of FP17s for the same patient ID Re-attending within 3 months - Children	5	295	1.7%	10.4%	11.8%	12.4%
% of FP17s for the same patient ID Re-attending within 3 months - Adults	18	198	9.1%	15.9%	17.1%	16.7%
% of FP17s for the same patient ID Re-attending between 3 & 9 months - Children	124	295	42.0%	47.1%	45.8%	57.4%
% of FP17s for the same patient ID Re-attending between 3 & 9 months - Adults	58	198	29.3%	37.7%	37.6%	50.5%
% of FP17s for Band 1 Urgent Courses	2	320	0.6%	10.1%	10.6%	9.1%
% of FP17s Relating to Free Repair or Replacements	0	320	0.0%	0.6%	0.6%	0.8%
% of FP17s Relating to Continuations	0	320	0.0%	1.1%	0.9%	1.3%
% of Patients satisfied with the dentistry they have received	1	1	N/A	90.5%	90.2%	93.2%
% of Patients satisfied with the time they had to wait for an appointment	1	1	N/A	85.8%	83.8%	89.0%

* This is based on patients treated on this contract for their most recent course of treatment. Figures in italics indicate the base number of FP17s or Patient Questionnaire responses are less than 100. N/A is shown where the base number of responses is less than 10 during the period. % is calculated as Quantity/Base number*100

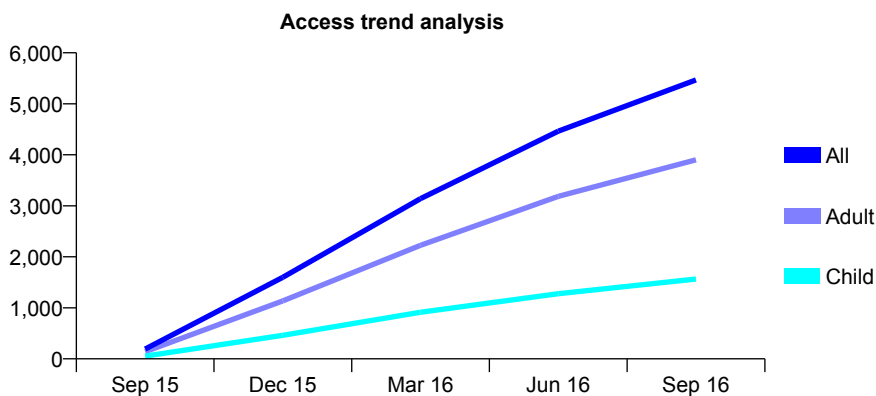
Q63 - Vital Signs At a Glance Contract Report for 304425/0002 - September 2016

Name or company name	MR SR PATEL
Contract type name	GDS Contract
Purpose of contract	General
Contract start date	03/09/2015
Contract end date	

16/17 Contracted general activity (UDA)	18,833
Carry forward general activity (UDA)	0
16/17 Contracted orthodontic activity (UOA)	0
Carry forward orthodontic activity (UOA)	0
Baseline contract value	£554,811.22

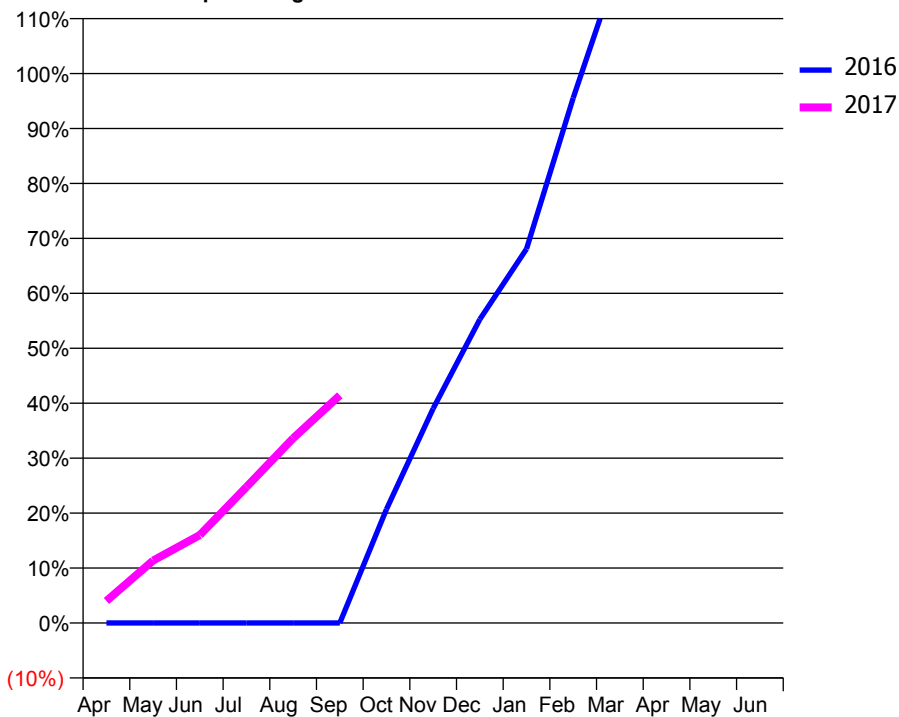
ACCESS*

Patients seen in 24 months	Total	Change since previous quarter
Quarter ending September 2015	193	
Quarter ending December 2015	1,598	↑
Quarter ending March 2016	3,140	↑
Quarter ending June 2016	4,463	↑
Quarter ending September 2016	5,468	↑
Variance since September 2015	2733.2%	↑



ACTIVITY

Cumulative percentage of contracted UDA delivered 2016 & 2017



Month	Adjusted Scheduled Activity (UDA)	
	2016	2017
April	0	758
May	0	2,141
June	0	3,012
July	0	4,662
August	0	6,332
September	0	7,803
October	1,300	
November	2,451	
December	3,470	
January	4,273	
February	5,998	
March	7,566	
April	8,306	
May	8,384	
June	8,398	

QUALITY

	Quantity	Base Number	Contract	AT	Region	England
% of FP17s for the same patient ID Re-attending within 3 months - Children	70	1,164	6.0%	10.4%	11.8%	12.4%
% of FP17s for the same patient ID Re-attending within 3 months - Adults	251	2,813	8.9%	15.9%	17.1%	16.7%
% of FP17s for the same patient ID Re-attending between 3 & 9 months - Children	286	1,164	24.6%	47.1%	45.8%	57.4%
% of FP17s for the same patient ID Re-attending between 3 & 9 months - Adults	707	2,813	25.1%	37.7%	37.6%	50.5%
% of FP17s for Band 1 Urgent Courses	127	3,316	3.8%	10.1%	10.6%	9.1%
% of FP17s Relating to Free Repair or Replacements	13	3,316	0.4%	0.6%	0.6%	0.8%
% of FP17s Relating to Continuations	25	3,316	0.8%	1.1%	0.9%	1.3%
% of Patients satisfied with the dentistry they have received	4	4	N/A	90.5%	90.2%	93.2%
% of Patients satisfied with the time they had to wait for an appointment	4	4	N/A	85.8%	83.8%	89.0%

* This is based on patients treated on this contract for their most recent course of treatment. Figures in italics indicate the base number of FP17s or Patient Questionnaire responses are less than 100. N/A is shown where the base number of responses is less than 10 during the period. % is calculated as Quantity/Base number*100

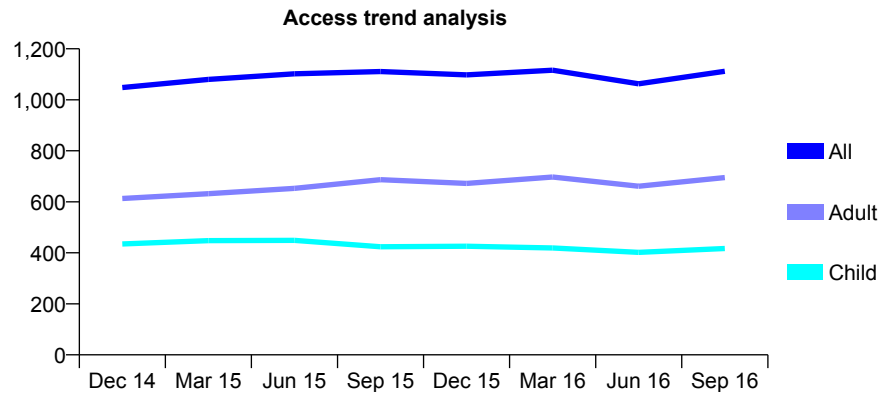
Q63 - Vital Signs At a Glance Contract Report for 305707/0002 - September 2016

Name or company name	MR A PAICE
Contract type name	GDS Contract
Purpose of contract	General
Contract start date	03/07/2007
Contract end date	

16/17 Contracted general activity (UDA)	2,999
Carry forward general activity (UDA)	0
16/17 Contracted orthodontic activity (UOA)	0
Carry forward orthodontic activity (UOA)	0
Baseline contract value	£91,230.91

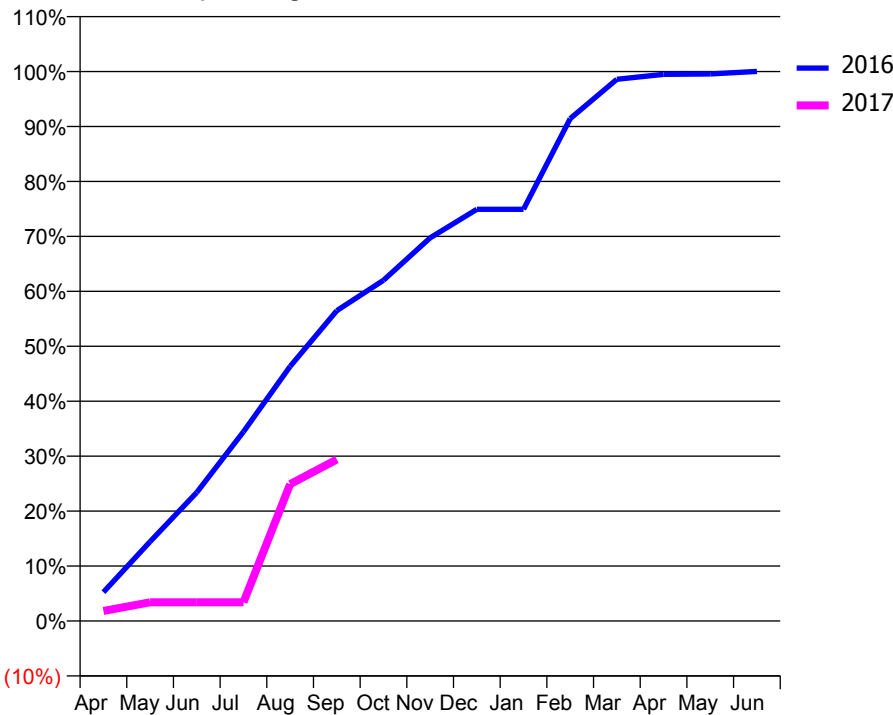
ACCESS*

Patients seen in 24 months	Total	Change since previous quarter
Quarter ending September 2015	1,111	
Quarter ending December 2015	1,098	↓
Quarter ending March 2016	1,116	→
Quarter ending June 2016	1,063	↓
Quarter ending September 2016	1,112	↑
Variance since September 2015	0.1%	→



ACTIVITY

Cumulative percentage of contracted UDA delivered 2016 & 2017



Month	Adjusted Scheduled Activity (UDA)	
	2016	2017
April	157	55
May	433	102
June	702	102
July	1,033	102
August	1,390	747
September	1,694	882
October	1,860	
November	2,091	
December	2,247	
January	2,247	
February	2,742	
March	2,956	
April	2,983	
May	2,985	
June	2,999	

QUALITY

	Quantity	Base Number	Contract	AT	Region	England
% of FP17s for the same patient ID Re-attending within 3 months - Children	15	270	5.6%	10.4%	11.8%	12.4%
% of FP17s for the same patient ID Re-attending within 3 months - Adults	33	301	11.0%	15.9%	17.1%	16.7%
% of FP17s for the same patient ID Re-attending between 3 & 9 months - Children	112	270	41.5%	47.1%	45.8%	57.4%
% of FP17s for the same patient ID Re-attending between 3 & 9 months - Adults	88	301	29.2%	37.7%	37.6%	50.5%
% of FP17s for Band 1 Urgent Courses	33	549	6.0%	10.1%	10.6%	9.1%
% of FP17s Relating to Free Repair or Replacements	1	549	0.2%	0.6%	0.6%	0.8%
% of FP17s Relating to Continuations	1	549	0.2%	1.1%	0.9%	1.3%
% of Patients satisfied with the dentistry they have received	2	2	N/A	90.5%	90.2%	93.2%
% of Patients satisfied with the time they had to wait for an appointment	2	2	N/A	85.8%	83.8%	89.0%

* This is based on patients treated on this contract for their most recent course of treatment. Figures in italics indicate the base number of FP17s or Patient Questionnaire responses are less than 100. N/A is shown where the base number of responses is less than 10 during the period. % is calculated as Quantity/Base number*100

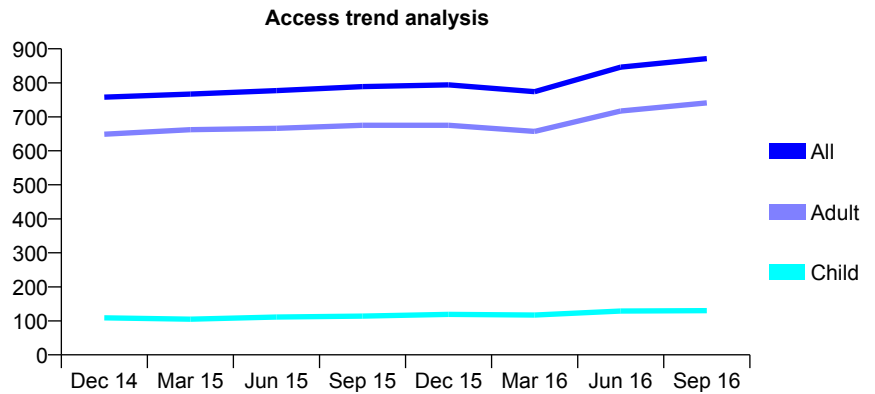
Q63 - Vital Signs At a Glance Contract Report for 319341/0001 - September 2016

Name or company name	MR AW MAINE
Contract type name	GDS Contract
Purpose of contract	General
Contract start date	01/04/2006
Contract end date	

16/17 Contracted general activity (UDA)	2,259
Carry forward general activity (UDA)	-45
16/17 Contracted orthodontic activity (UOA)	0
Carry forward orthodontic activity (UOA)	0
Baseline contract value	£67,992.07

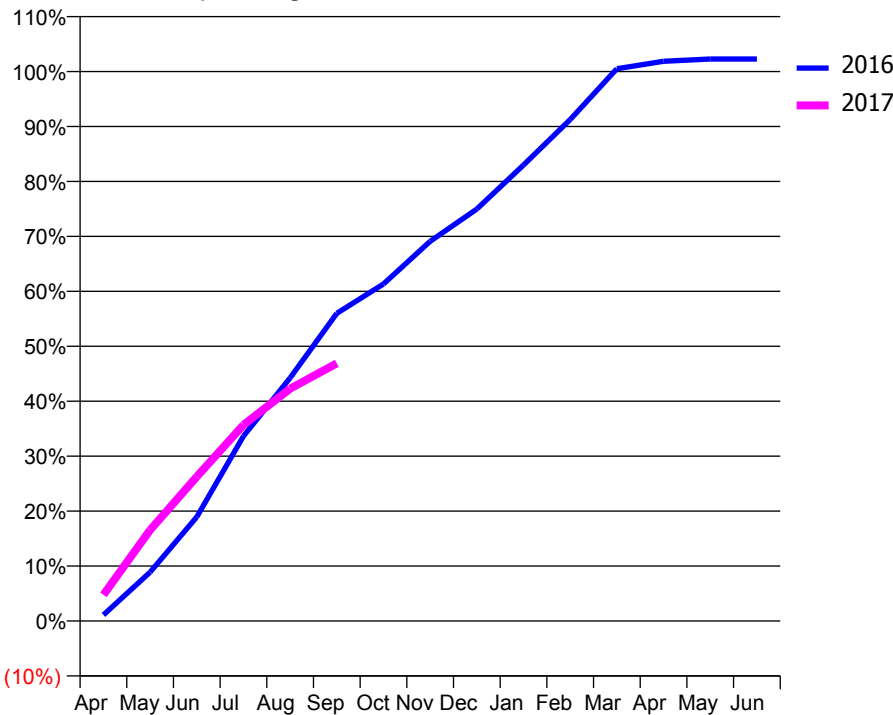
ACCESS*

Patients seen in 24 months	Total	Change since previous quarter
Quarter ending September 2015	789	
Quarter ending December 2015	794	→
Quarter ending March 2016	774	↓
Quarter ending June 2016	846	↑
Quarter ending September 2016	871	↑
Variance since September 2015	10.4%	↑



ACTIVITY

Cumulative percentage of contracted UDA delivered 2016 & 2017



Month	Adjusted Scheduled Activity (UDA)	
	2016	2017
April	25	108
May	201	374
June	428	593
July	760	806
August	1,000	955
September	1,265	1,060
October	1,386	
November	1,561	
December	1,693	
January	1,874	
February	2,061	
March	2,270	
April	2,301	
May	2,311	
June	2,311	

QUALITY

	Quantity	Base Number	Contract	AT	Region	England
% of FP17s for the same patient ID Re-attending within 3 months - Children	1	67	1.5%	10.4%	11.8%	12.4%
% of FP17s for the same patient ID Re-attending within 3 months - Adults	53	391	13.6%	15.9%	17.1%	16.7%
% of FP17s for the same patient ID Re-attending between 3 & 9 months - Children	19	67	28.4%	47.1%	45.8%	57.4%
% of FP17s for the same patient ID Re-attending between 3 & 9 months - Adults	83	391	21.2%	37.7%	37.6%	50.5%
% of FP17s for Band 1 Urgent Courses	93	433	21.5%	10.1%	10.6%	9.1%
% of FP17s Relating to Free Repair or Replacements	6	433	1.4%	0.6%	0.6%	0.8%
% of FP17s Relating to Continuations	2	433	0.5%	1.1%	0.9%	1.3%
% of Patients satisfied with the dentistry they have received	1	1	N/A	90.5%	90.2%	93.2%
% of Patients satisfied with the time they had to wait for an appointment	1	1	N/A	85.8%	83.8%	89.0%

* This is based on patients treated on this contract for their most recent course of treatment. Figures in italics indicate the base number of FP17s or Patient Questionnaire responses are less than 100. N/A is shown where the base number of responses is less than 10 during the period. % is calculated as Quantity/Base number*100

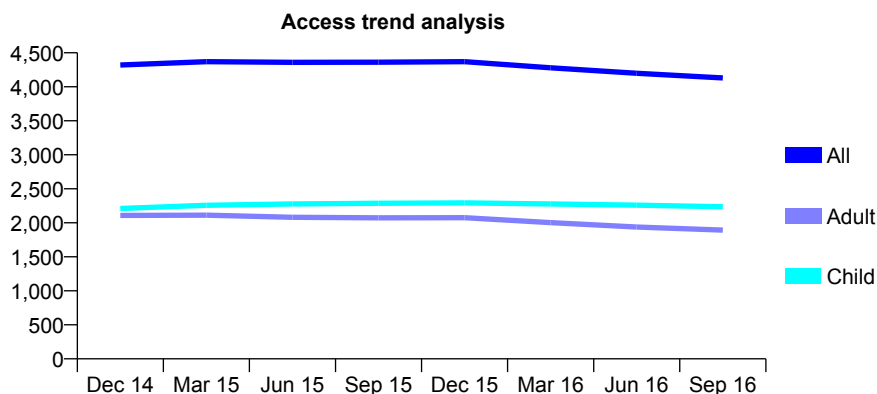
Q63 - Vital Signs At a Glance Contract Report for 321176/0001 - September 2016

Name or company name	MR RS PATEL
Contract type name	GDS Contract
Purpose of contract	General
Contract start date	01/04/2006
Contract end date	

16/17 Contracted general activity (UDA)	11,373
Carry forward general activity (UDA)	226
16/17 Contracted orthodontic activity (UOA)	0
Carry forward orthodontic activity (UOA)	0
Baseline contract value	£357,913.65

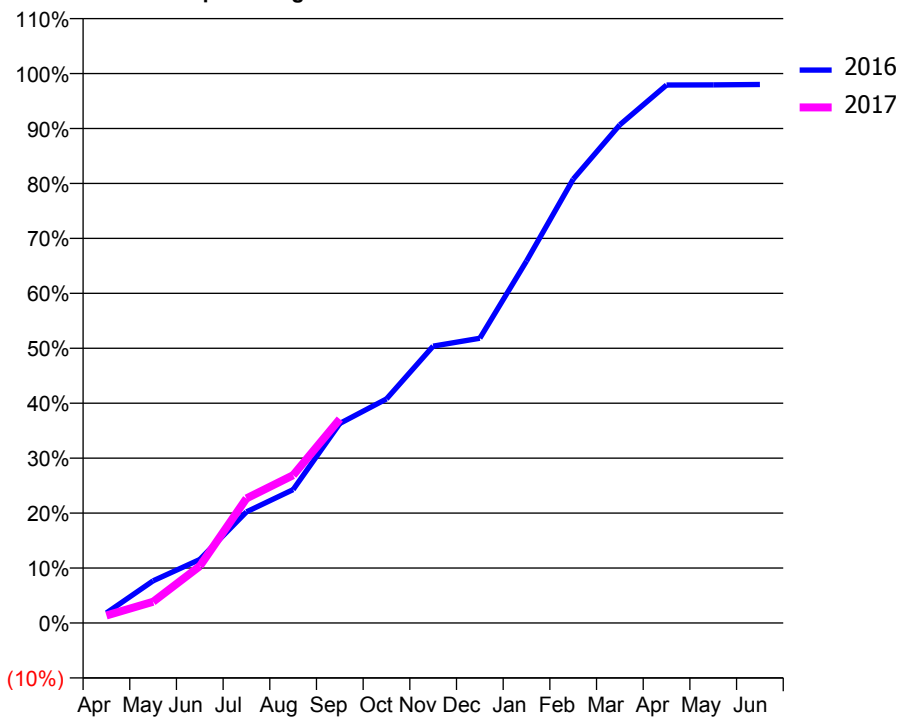
ACCESS*

Patients seen in 24 months	Total	Change since previous quarter
Quarter ending September 2015	4,361	
Quarter ending December 2015	4,369	→
Quarter ending March 2016	4,280	↓
Quarter ending June 2016	4,199	↓
Quarter ending September 2016	4,130	↓
Variance since September 2015	(5.3%)	↓



ACTIVITY

Cumulative percentage of contracted UDA delivered 2016 & 2017



Adjusted Scheduled Activity (UDA)

Month	2016	2017
April	207	157
May	875	441
June	1,315	1,176
July	2,300	2,578
August	2,761	3,058
September	4,129	4,221
October	4,638	
November	5,731	
December	5,895	
January	7,492	
February	9,185	
March	10,311	
April	11,136	
May	11,137	
June	11,147	

QUALITY

	Quantity	Base Number	Contract	AT	Region	England
% of FP17s for the same patient ID Re-attending within 3 months - Children	136	1,423	9.6%	10.4%	11.8%	12.4%
% of FP17s for the same patient ID Re-attending within 3 months - Adults	370	1,147	32.3%	15.9%	17.1%	16.7%
% of FP17s for the same patient ID Re-attending between 3 & 9 months - Children	784	1,423	55.1%	47.1%	45.8%	57.4%
% of FP17s for the same patient ID Re-attending between 3 & 9 months - Adults	412	1,147	35.9%	37.7%	37.6%	50.5%
% of FP17s for Band 1 Urgent Courses	435	2,047	21.3%	10.1%	10.6%	9.1%
% of FP17s Relating to Free Repair or Replacements	1	2,047	0.0%	0.6%	0.6%	0.8%
% of FP17s Relating to Continuations	0	2,047	0.0%	1.1%	0.9%	1.3%
% of Patients satisfied with the dentistry they have received	1	1	N/A	90.5%	90.2%	93.2%
% of Patients satisfied with the time they had to wait for an appointment	1	1	N/A	85.8%	83.8%	89.0%

* This is based on patients treated on this contract for their most recent course of treatment. Figures in italics indicate the base number of FP17s or Patient Questionnaire responses are less than 100. N/A is shown where the base number of responses is less than 10 during the period. % is calculated as Quantity/Base number*100

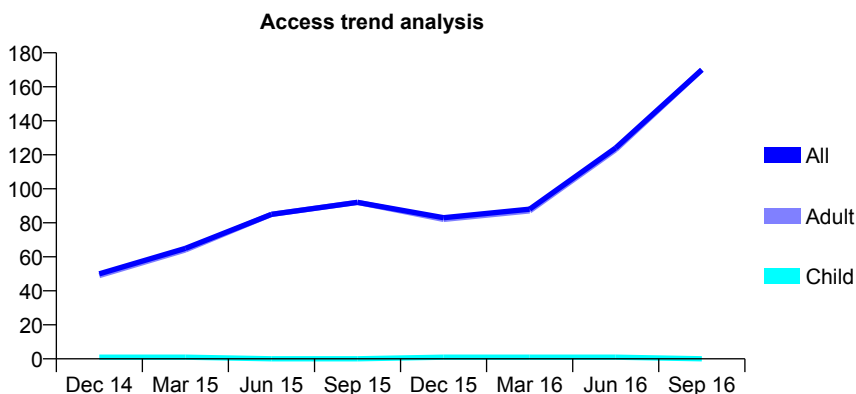
Q63 - Vital Signs At a Glance Contract Report for 321176/0003 - September 2016

Name or company name	MR RS PATEL
Contract type name	PDS Contract
Purpose of contract	General
Contract start date	01/06/2013
Contract end date	31/03/2017

16/17 Contracted general activity (UDA)	850
Carry forward general activity (UDA)	0
16/17 Contracted orthodontic activity (UOA)	0
Carry forward orthodontic activity (UOA)	0
Baseline contract value	£44,527.54

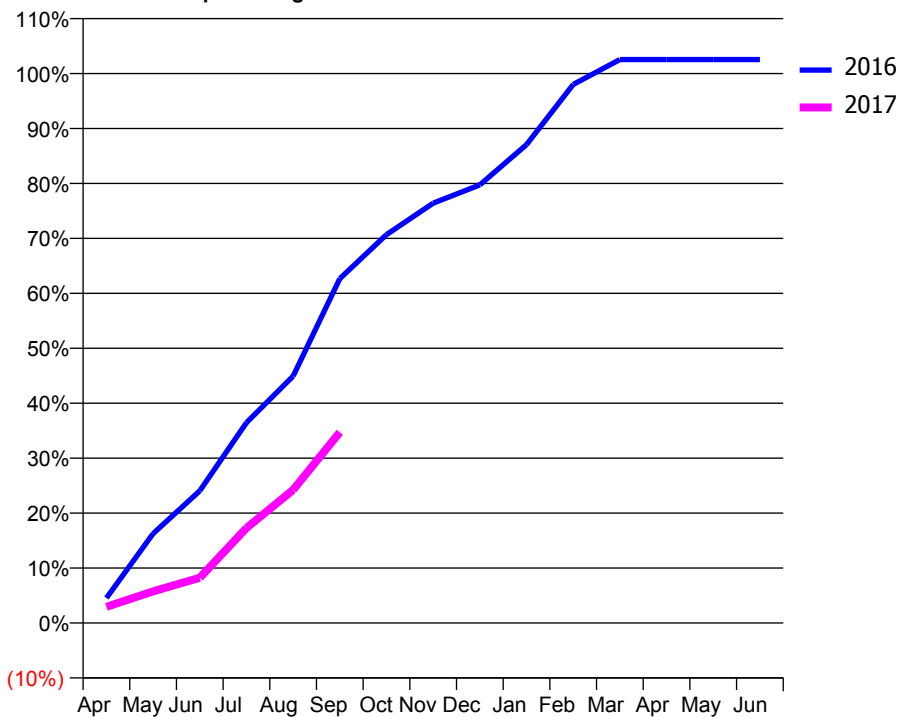
ACCESS*

Patients seen in 24 months	Total	Change since previous quarter
Quarter ending September 2015	92	
Quarter ending December 2015	83	↓
Quarter ending March 2016	88	↑
Quarter ending June 2016	124	↑
Quarter ending September 2016	170	↑
Variance since September 2015	84.8%	↑



ACTIVITY

Cumulative percentage of contracted UDA delivered 2016 & 2017



Month	Adjusted Scheduled Activity (UDA)	
	2016	2017
April	34	25
May	122	49
June	180	70
July	273	147
August	337	206
September	470	295
October	530	
November	573	
December	598	
January	653	
February	735	
March	769	
April	769	
May	769	
June	769	

QUALITY

	Quantity	Base Number	Contract	AT	Region	England
% of FP17s for the same patient ID Re-attending within 3 months - Children	0	0	N/A	10.4%	11.8%	12.4%
% of FP17s for the same patient ID Re-attending within 3 months - Adults	1	100	1.0%	15.9%	17.1%	16.7%
% of FP17s for the same patient ID Re-attending between 3 & 9 months - Children	0	0	N/A	47.1%	45.8%	57.4%
% of FP17s for the same patient ID Re-attending between 3 & 9 months - Adults	1	100	1.0%	37.7%	37.6%	50.5%
% of FP17s for Band 1 Urgent Courses	0	100	0.0%	10.1%	10.6%	9.1%
% of FP17s Relating to Free Repair or Replacements	0	100	0.0%	0.6%	0.6%	0.8%
% of FP17s Relating to Continuations	0	100	0.0%	1.1%	0.9%	1.3%
% of Patients satisfied with the dentistry they have received	1	1	N/A	90.5%	90.2%	93.2%
% of Patients satisfied with the time they had to wait for an appointment	1	1	N/A	85.8%	83.8%	89.0%

* This is based on patients treated on this contract for their most recent course of treatment. Figures in italics indicate the base number of FP17s or Patient Questionnaire responses are less than 100. N/A is shown where the base number of responses is less than 10 during the period. % is calculated as Quantity/Base number*100

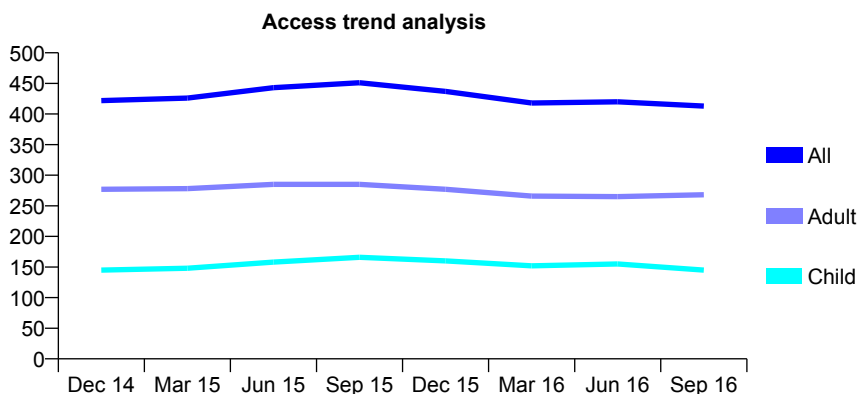
Q63 - Vital Signs At a Glance Contract Report for 322164/0001 - September 2016

Name or company name	Mr V Rhaasa and Mr GK Ooi
Contract type name	GDS Contract
Purpose of contract	General
Contract start date	01/04/2006
Contract end date	

16/17 Contracted general activity (UDA)	1,406
Carry forward general activity (UDA)	54
16/17 Contracted orthodontic activity (UOA)	0
Carry forward orthodontic activity (UOA)	0
Baseline contract value	£45,999.83

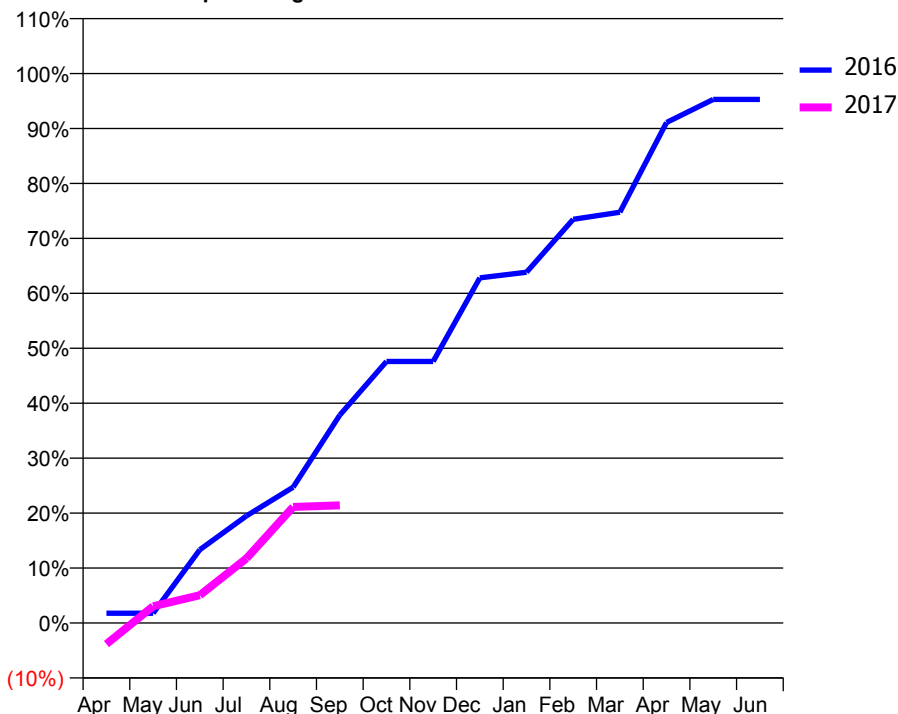
ACCESS*

Patients seen in 24 months	Total	Change since previous quarter
Quarter ending September 2015	451	
Quarter ending December 2015	437	↓
Quarter ending March 2016	418	↓
Quarter ending June 2016	420	→
Quarter ending September 2016	413	↓
Variance since September 2015	(8.4%)	↓



ACTIVITY

Cumulative percentage of contracted UDA delivered 2016 & 2017



Month	Adjusted Scheduled Activity (UDA)	
	2016	2017
April	25	-54
May	25	43
June	187	71
July	274	165
August	348	297
September	532	301
October	669	
November	669	
December	883	
January	897	
February	1,033	
March	1,051	
April	1,281	
May	1,340	
June	1,340	

QUALITY

	Quantity	Base Number	Contract	AT	Region	England
% of FP17s for the same patient ID Re-attending within 3 months - Children	3	99	3.0%	10.4%	11.8%	12.4%
% of FP17s for the same patient ID Re-attending within 3 months - Adults	20	160	12.5%	15.9%	17.1%	16.7%
% of FP17s for the same patient ID Re-attending between 3 & 9 months - Children	57	99	57.6%	47.1%	45.8%	57.4%
% of FP17s for the same patient ID Re-attending between 3 & 9 months - Adults	78	160	48.8%	37.7%	37.6%	50.5%
% of FP17s for Band 1 Urgent Courses	16	134	11.9%	10.1%	10.6%	9.1%
% of FP17s Relating to Free Repair or Replacements	2	134	1.5%	0.6%	0.6%	0.8%
% of FP17s Relating to Continuations	3	134	2.2%	1.1%	0.9%	1.3%
% of Patients satisfied with the dentistry they have received	0	0	N/A	90.5%	90.2%	93.2%
% of Patients satisfied with the time they had to wait for an appointment	0	0	N/A	85.8%	83.8%	89.0%

* This is based on patients treated on this contract for their most recent course of treatment. Figures in italics indicate the base number of FP17s or Patient Questionnaire responses are less than 100. N/A is shown where the base number of responses is less than 10 during the period. % is calculated as Quantity/Base number*100

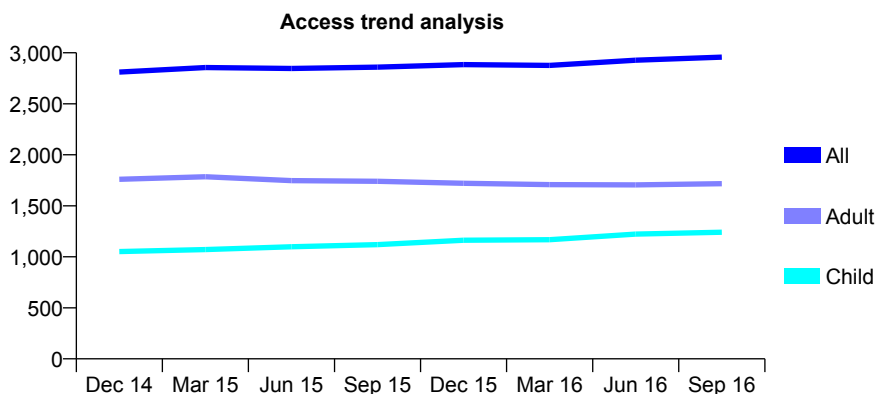
Q63 - Vital Signs At a Glance Contract Report for 324612/0001 - September 2016

Name or company name	MRS KM WALKER
Contract type name	GDS Contract
Purpose of contract	General
Contract start date	01/04/2006
Contract end date	

16/17 Contracted general activity (UDA)	7,295
Carry forward general activity (UDA)	287
16/17 Contracted orthodontic activity (UOA)	0
Carry forward orthodontic activity (UOA)	0
Baseline contract value	£197,725.10

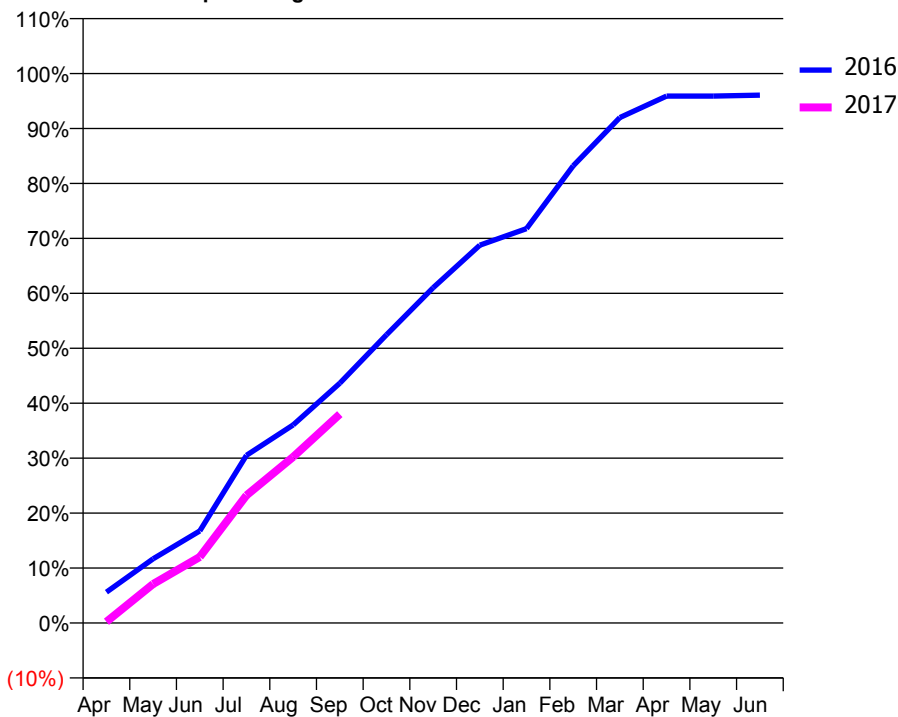
ACCESS*

Patients seen in 24 months	Total	Change since previous quarter
Quarter ending September 2015	2,859	
Quarter ending December 2015	2,884	→
Quarter ending March 2016	2,876	→
Quarter ending June 2016	2,928	→
Quarter ending September 2016	2,958	→
Variance since September 2015	3.5%	↑



ACTIVITY

Cumulative percentage of contracted UDA delivered 2016 & 2017



Adjusted Scheduled Activity (UDA)

Month	2016	2017
April	410	16
May	852	517
June	1,222	877
July	2,226	1,695
August	2,629	2,205
September	3,183	2,773
October	3,826	
November	4,451	
December	5,016	
January	5,235	
February	6,069	
March	6,710	
April	6,995	
May	6,996	
June	7,008	

QUALITY

	Quantity	Base Number	Contract	AT	Region	England
% of FP17s for the same patient ID Re-attending within 3 months - Children	71	629	11.3%	10.4%	11.8%	12.4%
% of FP17s for the same patient ID Re-attending within 3 months - Adults	173	850	20.4%	15.9%	17.1%	16.7%
% of FP17s for the same patient ID Re-attending between 3 & 9 months - Children	143	629	22.7%	47.1%	45.8%	57.4%
% of FP17s for the same patient ID Re-attending between 3 & 9 months - Adults	174	850	20.5%	37.7%	37.6%	50.5%
% of FP17s for Band 1 Urgent Courses	235	1,340	17.5%	10.1%	10.6%	9.1%
% of FP17s Relating to Free Repair or Replacements	0	1,340	0.0%	0.6%	0.6%	0.8%
% of FP17s Relating to Continuations	9	1,340	0.7%	1.1%	0.9%	1.3%
% of Patients satisfied with the dentistry they have received	1	1	N/A	90.5%	90.2%	93.2%
% of Patients satisfied with the time they had to wait for an appointment	1	1	N/A	85.8%	83.8%	89.0%

* This is based on patients treated on this contract for their most recent course of treatment. Figures in italics indicate the base number of FP17s or Patient Questionnaire responses are less than 100. N/A is shown where the base number of responses is less than 10 during the period. % is calculated as Quantity/Base number*100

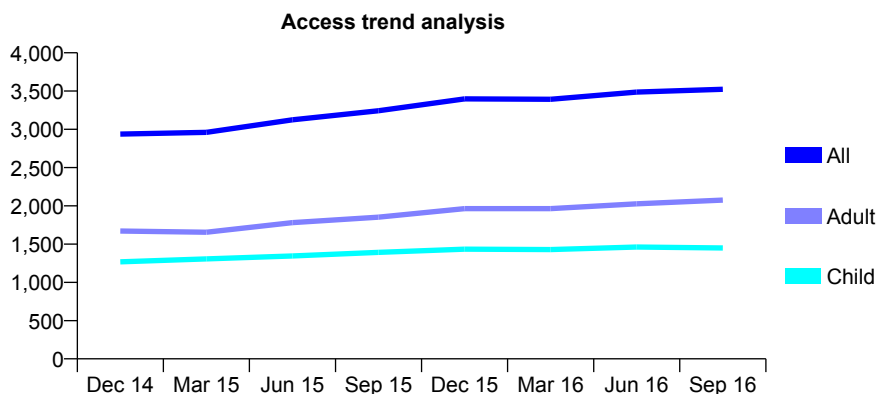
Q63 - Vital Signs At a Glance Contract Report for 324752/0001 - September 2016

Name or company name	MRS SW DONNELLY
Contract type name	GDS Contract
Purpose of contract	General
Contract start date	01/04/2006
Contract end date	

16/17 Contracted general activity (UDA)	6,835
Carry forward general activity (UDA)	0
16/17 Contracted orthodontic activity (UOA)	0
Carry forward orthodontic activity (UOA)	0
Baseline contract value	£214,716.44

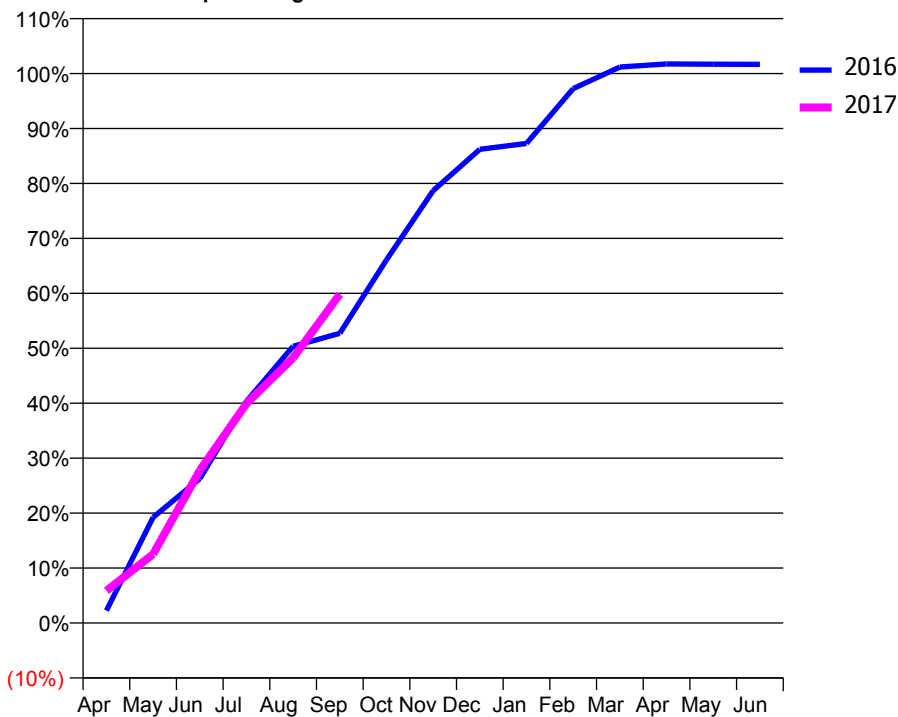
ACCESS*

Patients seen in 24 months	Total	Change since previous quarter
Quarter ending September 2015	3,243	
Quarter ending December 2015	3,397	↑
Quarter ending March 2016	3,392	→
Quarter ending June 2016	3,487	↑
Quarter ending September 2016	3,524	→
Variance since September 2015	8.7%	↑



ACTIVITY

Cumulative percentage of contracted UDA delivered 2016 & 2017



Month	Adjusted Scheduled Activity (UDA)	
	2016	2017
April	155	403
May	1,315	857
June	1,796	1,899
July	2,757	2,730
August	3,443	3,298
September	3,604	4,089
October	4,517	
November	5,377	
December	5,893	
January	5,966	
February	6,648	
March	6,916	
April	6,953	
May	6,950	
June	6,950	

QUALITY

	Quantity	Base Number	Contract	AT	Region	England
% of FP17s for the same patient ID Re-attending within 3 months - Children	36	762	4.7%	10.4%	11.8%	12.4%
% of FP17s for the same patient ID Re-attending within 3 months - Adults	77	1,015	7.6%	15.9%	17.1%	16.7%
% of FP17s for the same patient ID Re-attending between 3 & 9 months - Children	143	762	18.8%	47.1%	45.8%	57.4%
% of FP17s for the same patient ID Re-attending between 3 & 9 months - Adults	226	1,015	22.3%	37.7%	37.6%	50.5%
% of FP17s for Band 1 Urgent Courses	95	1,743	5.5%	10.1%	10.6%	9.1%
% of FP17s Relating to Free Repair or Replacements	0	1,743	0.0%	0.6%	0.6%	0.8%
% of FP17s Relating to Continuations	20	1,743	1.1%	1.1%	0.9%	1.3%
% of Patients satisfied with the dentistry they have received	1	1	N/A	90.5%	90.2%	93.2%
% of Patients satisfied with the time they had to wait for an appointment	1	1	N/A	85.8%	83.8%	89.0%

* This is based on patients treated on this contract for their most recent course of treatment. Figures in italics indicate the base number of FP17s or Patient Questionnaire responses are less than 100. N/A is shown where the base number of responses is less than 10 during the period. % is calculated as Quantity/Base number*100

Q63 - Vital Signs At a Glance Contract Report for 324752/0002 - September 2016

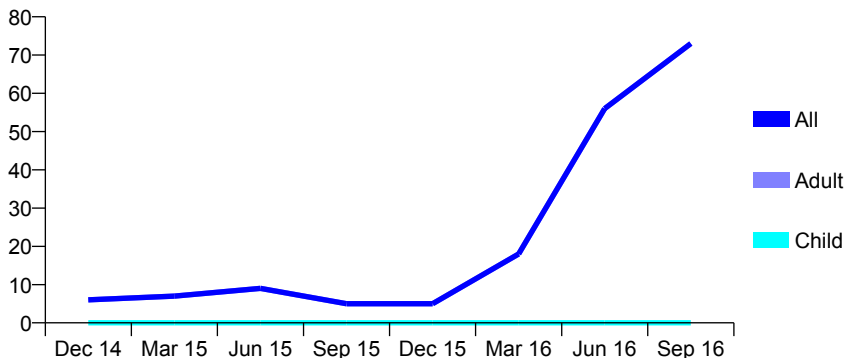
Name or company name	MRS SW DONNELLY
Contract type name	PDS Contract
Purpose of contract	General
Contract start date	01/06/2013
Contract end date	31/03/2017

16/17 Contracted general activity (UDA)	300
Carry forward general activity (UDA)	0
16/17 Contracted orthodontic activity (UOA)	0
Carry forward orthodontic activity (UOA)	0
Baseline contract value	£16,327.90

ACCESS*

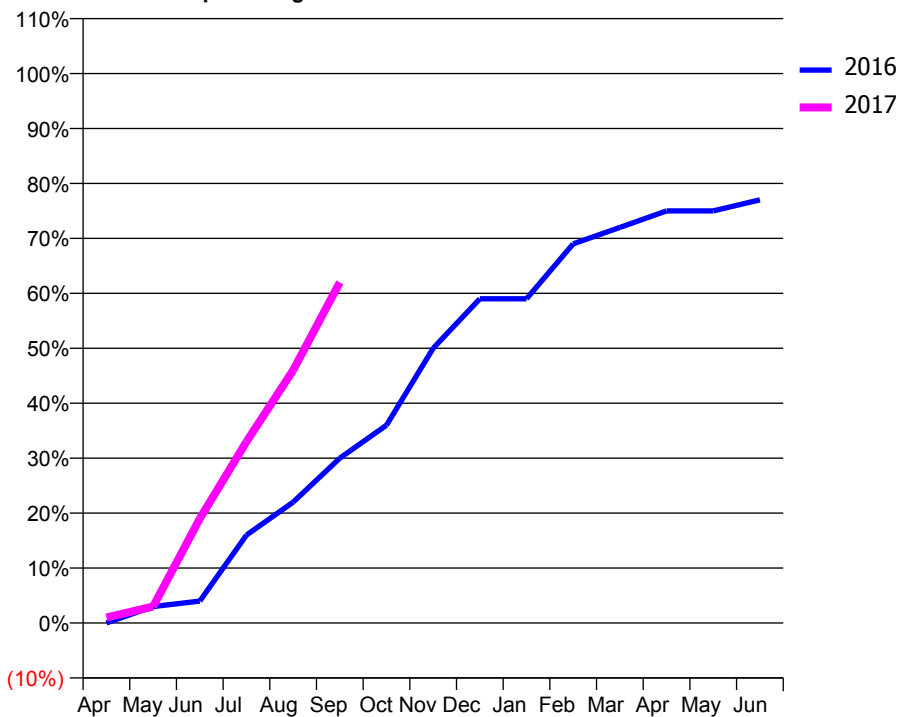
Patients seen in 24 months	Total	Change since previous quarter
Quarter ending September 2015	5	
Quarter ending December 2015	5	→
Quarter ending March 2016	18	↑
Quarter ending June 2016	56	↑
Quarter ending September 2016	73	↑
Variance since September 2015	1360.0%	↑

Access trend analysis



ACTIVITY

Cumulative percentage of contracted UDA delivered 2016 & 2017



Month	Adjusted Scheduled Activity (UDA)	
	2016	2017
April	0	3
May	9	9
June	12	57
July	48	99
August	66	138
September	90	186
October	108	
November	150	
December	177	
January	177	
February	207	
March	216	
April	225	
May	225	
June	231	

QUALITY

	Quantity	Base Number	Contract	AT	Region	England
% of FP17s for the same patient ID Re-attending within 3 months - Children	0	2	0.0%	10.4%	11.8%	12.4%
% of FP17s for the same patient ID Re-attending within 3 months - Adults	0	66	0.0%	15.9%	17.1%	16.7%
% of FP17s for the same patient ID Re-attending between 3 & 9 months - Children	0	2	0.0%	47.1%	45.8%	57.4%
% of FP17s for the same patient ID Re-attending between 3 & 9 months - Adults	0	66	0.0%	37.7%	37.6%	50.5%
% of FP17s for Band 1 Urgent Courses	0	62	0.0%	10.1%	10.6%	9.1%
% of FP17s Relating to Free Repair or Replacements	0	62	0.0%	0.6%	0.6%	0.8%
% of FP17s Relating to Continuations	0	62	0.0%	1.1%	0.9%	1.3%
% of Patients satisfied with the dentistry they have received	0	0	N/A	90.5%	90.2%	93.2%
% of Patients satisfied with the time they had to wait for an appointment	0	0	N/A	85.8%	83.8%	89.0%

* This is based on patients treated on this contract for their most recent course of treatment. Figures in italics indicate the base number of FP17s or Patient Questionnaire responses are less than 100. N/A is shown where the base number of responses is less than 10 during the period. % is calculated as Quantity/Base number*100

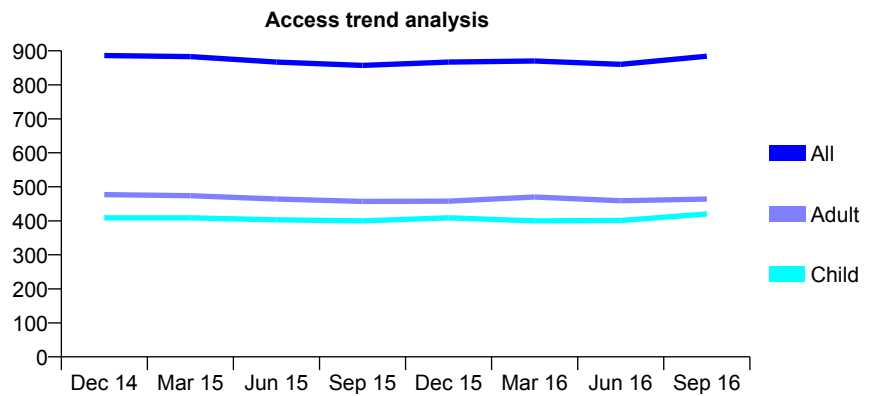
Q63 - Vital Signs At a Glance Contract Report for 325317/0001 - September 2016

Name or company name	MR PD EVANS
Contract type name	GDS Contract
Purpose of contract	General
Contract start date	01/04/2006
Contract end date	

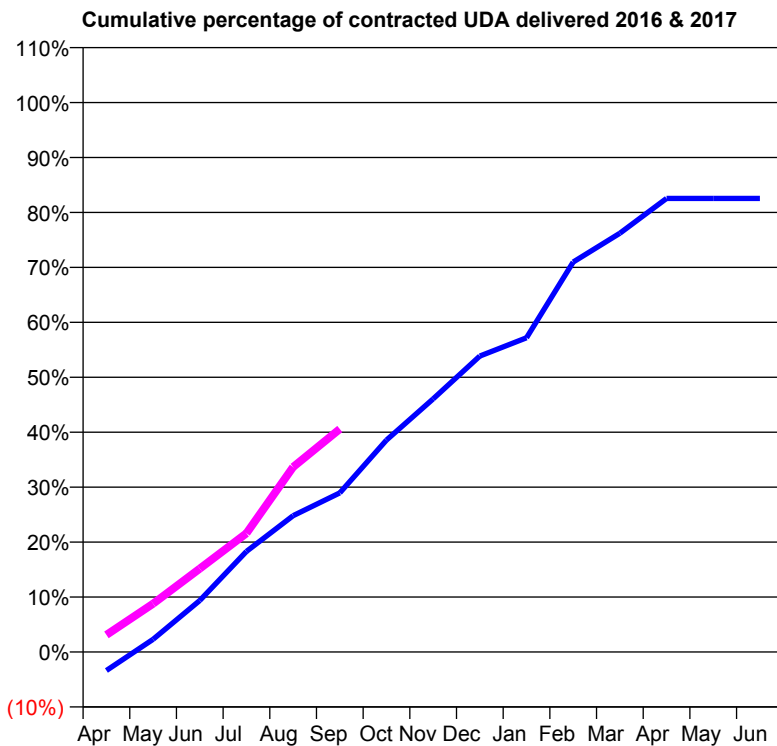
16/17 Contracted general activity (UDA)	2,800
Carry forward general activity (UDA)	0
16/17 Contracted orthodontic activity (UOA)	0
Carry forward orthodontic activity (UOA)	0
Baseline contract value	£65,491.21

ACCESS*

Patients seen in 24 months	Total	Change since previous quarter
Quarter ending September 2015	857	
Quarter ending December 2015	867	→
Quarter ending March 2016	870	→
Quarter ending June 2016	860	↓
Quarter ending September 2016	884	↑
Variance since September 2015	3.2%	↑



ACTIVITY



Month	Adjusted Scheduled Activity (UDA)	
	2016	2017
April	-95	87
May	65	247
June	263	425
July	513	605
August	695	943
September	811	1,137
October	1,080	
November	1,290	
December	1,508	
January	1,601	
February	1,987	
March	2,134	
April	2,311	
May	2,311	
June	2,311	

QUALITY

	Quantity	Base Number	Contract	AT	Region	England
% of FP17s for the same patient ID Re-attending within 3 months - Children	18	327	5.5%	10.4%	11.8%	12.4%
% of FP17s for the same patient ID Re-attending within 3 months - Adults	43	288	14.9%	15.9%	17.1%	16.7%
% of FP17s for the same patient ID Re-attending between 3 & 9 months - Children	166	327	50.8%	47.1%	45.8%	57.4%
% of FP17s for the same patient ID Re-attending between 3 & 9 months - Adults	117	288	40.6%	37.7%	37.6%	50.5%
% of FP17s for Band 1 Urgent Courses	23	564	4.1%	10.1%	10.6%	9.1%
% of FP17s Relating to Free Repair or Replacements	0	564	0.0%	0.6%	0.6%	0.8%
% of FP17s Relating to Continuations	11	564	2.0%	1.1%	0.9%	1.3%
% of Patients satisfied with the dentistry they have received	0	0	N/A	90.5%	90.2%	93.2%
% of Patients satisfied with the time they had to wait for an appointment	0	0	N/A	85.8%	83.8%	89.0%

* This is based on patients treated on this contract for their most recent course of treatment. Figures in italics indicate the base number of FP17s or Patient Questionnaire responses are less than 100. N/A is shown where the base number of responses is less than 10 during the period. % is calculated as Quantity/Base number*100

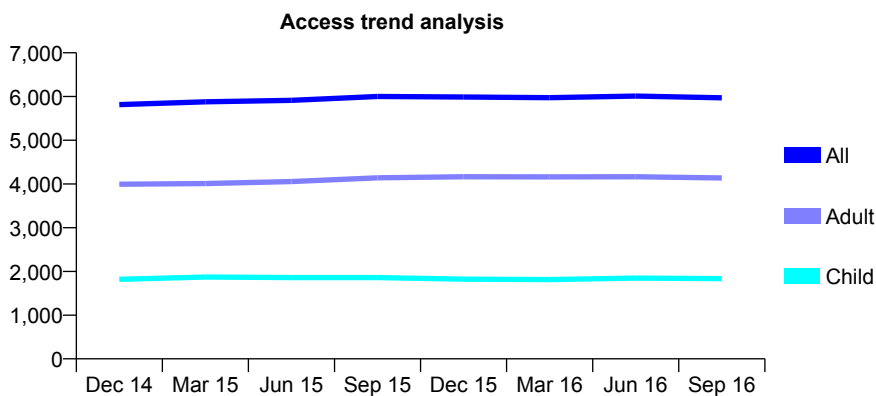
Q63 - Vital Signs At a Glance Contract Report for 325333/0001 - September 2016

Name or company name	MR JT BLANKENDAAL
Contract type name	GDS Contract
Purpose of contract	General
Contract start date	01/04/2006
Contract end date	

16/17 Contracted general activity (UDA)	23,073
Carry forward general activity (UDA)	700
16/17 Contracted orthodontic activity (UOA)	0
Carry forward orthodontic activity (UOA)	0
Baseline contract value	£784,346.87

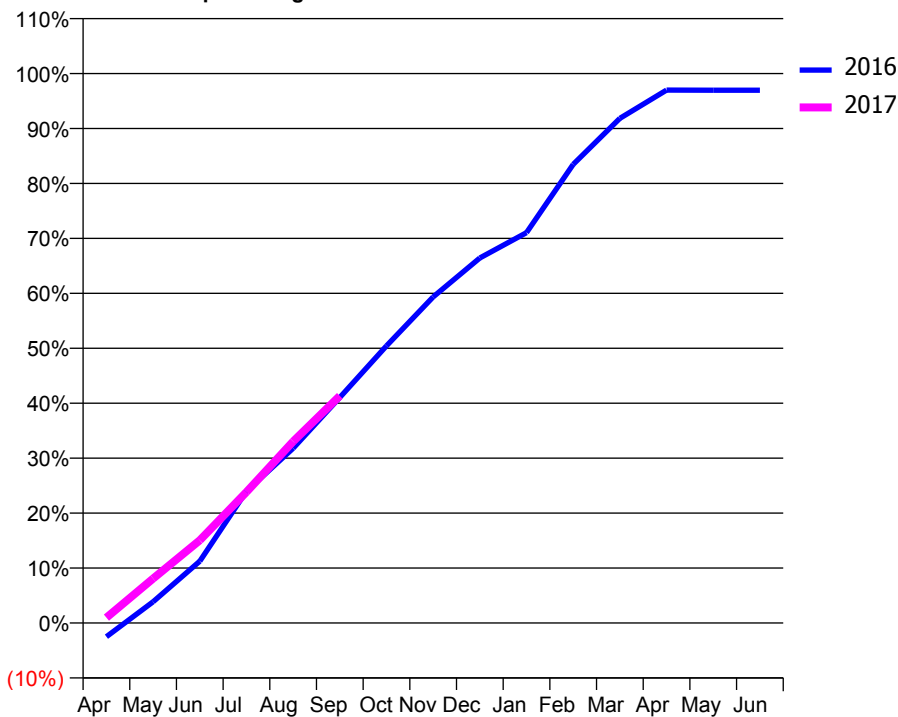
ACCESS*

Patients seen in 24 months	Total	Change since previous quarter
Quarter ending September 2015	6,002	
Quarter ending December 2015	5,989	→
Quarter ending March 2016	5,973	→
Quarter ending June 2016	6,011	→
Quarter ending September 2016	5,971	→
Variance since September 2015	(0.5%)	→



ACTIVITY

Cumulative percentage of contracted UDA delivered 2016 & 2017



Month	Adjusted Scheduled Activity (UDA)	
	2016	2017
April	-579	229
May	896	1,869
June	2,594	3,475
July	5,536	5,501
August	7,340	7,623
September	9,469	9,540
October	11,635	
November	13,693	
December	15,325	
January	16,391	
February	19,258	
March	21,188	
April	22,375	
May	22,373	
June	22,373	

QUALITY

	Quantity	Base Number	Contract	AT	Region	England
% of FP17s for the same patient ID Re-attending within 3 months - Children	74	1,253	5.9%	10.4%	11.8%	12.4%
% of FP17s for the same patient ID Re-attending within 3 months - Adults	326	2,364	13.8%	15.9%	17.1%	16.7%
% of FP17s for the same patient ID Re-attending between 3 & 9 months - Children	619	1,253	49.4%	47.1%	45.8%	57.4%
% of FP17s for the same patient ID Re-attending between 3 & 9 months - Adults	1,041	2,364	44.0%	37.7%	37.6%	50.5%
% of FP17s for Band 1 Urgent Courses	264	3,241	8.1%	10.1%	10.6%	9.1%
% of FP17s Relating to Free Repair or Replacements	14	3,241	0.4%	0.6%	0.6%	0.8%
% of FP17s Relating to Continuations	11	3,241	0.3%	1.1%	0.9%	1.3%
% of Patients satisfied with the dentistry they have received	1	1	N/A	90.5%	90.2%	93.2%
% of Patients satisfied with the time they had to wait for an appointment	1	1	N/A	85.8%	83.8%	89.0%

* This is based on patients treated on this contract for their most recent course of treatment. Figures in italics indicate the base number of FP17s or Patient Questionnaire responses are less than 100. N/A is shown where the base number of responses is less than 10 during the period. % is calculated as Quantity/Base number*100

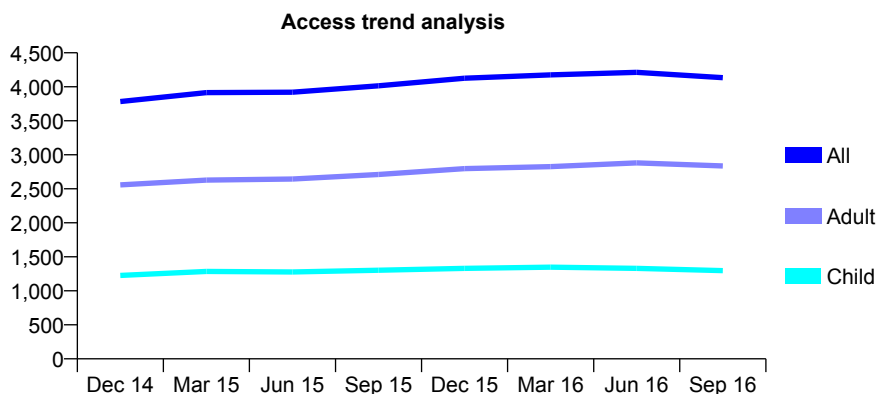
Q63 - Vital Signs At a Glance Contract Report for 330191/0001 - September 2016

Name or company name	MR ID HENNING
Contract type name	GDS Contract
Purpose of contract	General
Contract start date	01/04/2006
Contract end date	

16/17 Contracted general activity (UDA)	8,428
Carry forward general activity (UDA)	-151
16/17 Contracted orthodontic activity (UOA)	0
Carry forward orthodontic activity (UOA)	0
Baseline contract value	£199,143.54

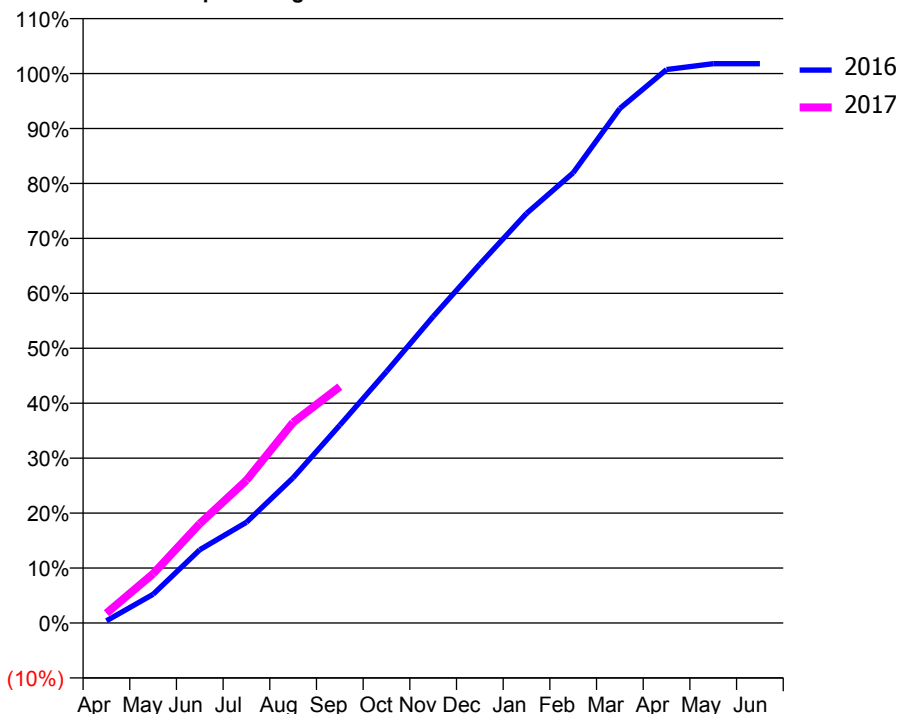
ACCESS*

Patients seen in 24 months	Total	Change since previous quarter
Quarter ending September 2015	4,014	
Quarter ending December 2015	4,127	↑
Quarter ending March 2016	4,175	→
Quarter ending June 2016	4,212	→
Quarter ending September 2016	4,134	↓
Variance since September 2015	3.0%	↑



ACTIVITY

Cumulative percentage of contracted UDA delivered 2016 & 2017



Month	Adjusted Scheduled Activity (UDA)	
	2016	2017
April	33	151
May	440	757
June	1,124	1,524
July	1,546	2,189
August	2,229	3,077
September	3,035	3,625
October	3,856	
November	4,700	
December	5,504	
January	6,281	
February	6,905	
March	7,892	
April	8,488	
May	8,579	
June	8,579	

QUALITY

	Quantity	Base Number	Contract	AT	Region	England
% of FP17s for the same patient ID Re-attending within 3 months - Children	31	758	4.1%	10.4%	11.8%	12.4%
% of FP17s for the same patient ID Re-attending within 3 months - Adults	104	1,325	7.8%	15.9%	17.1%	16.7%
% of FP17s for the same patient ID Re-attending between 3 & 9 months - Children	382	758	50.4%	47.1%	45.8%	57.4%
% of FP17s for the same patient ID Re-attending between 3 & 9 months - Adults	455	1,325	34.3%	37.7%	37.6%	50.5%
% of FP17s for Band 1 Urgent Courses	64	1,704	3.8%	10.1%	10.6%	9.1%
% of FP17s Relating to Free Repair or Replacements	10	1,704	0.6%	0.6%	0.6%	0.8%
% of FP17s Relating to Continuations	33	1,704	1.9%	1.1%	0.9%	1.3%
% of Patients satisfied with the dentistry they have received	4	4	N/A	90.5%	90.2%	93.2%
% of Patients satisfied with the time they had to wait for an appointment	3	4	N/A	85.8%	83.8%	89.0%

* This is based on patients treated on this contract for their most recent course of treatment. Figures in italics indicate the base number of FP17s or Patient Questionnaire responses are less than 100. N/A is shown where the base number of responses is less than 10 during the period. % is calculated as Quantity/Base number*100

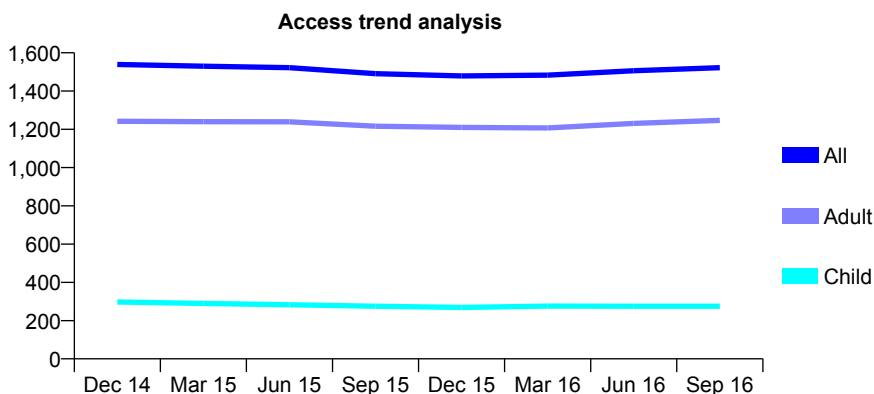
Q63 - Vital Signs At a Glance Contract Report for 330361/0001 - September 2016

Name or company name	MRS RH PATEL
Contract type name	GDS Contract
Purpose of contract	General
Contract start date	01/04/2006
Contract end date	

16/17 Contracted general activity (UDA)	4,100
Carry forward general activity (UDA)	0
16/17 Contracted orthodontic activity (UOA)	0
Carry forward orthodontic activity (UOA)	0
Baseline contract value	£108,114.12

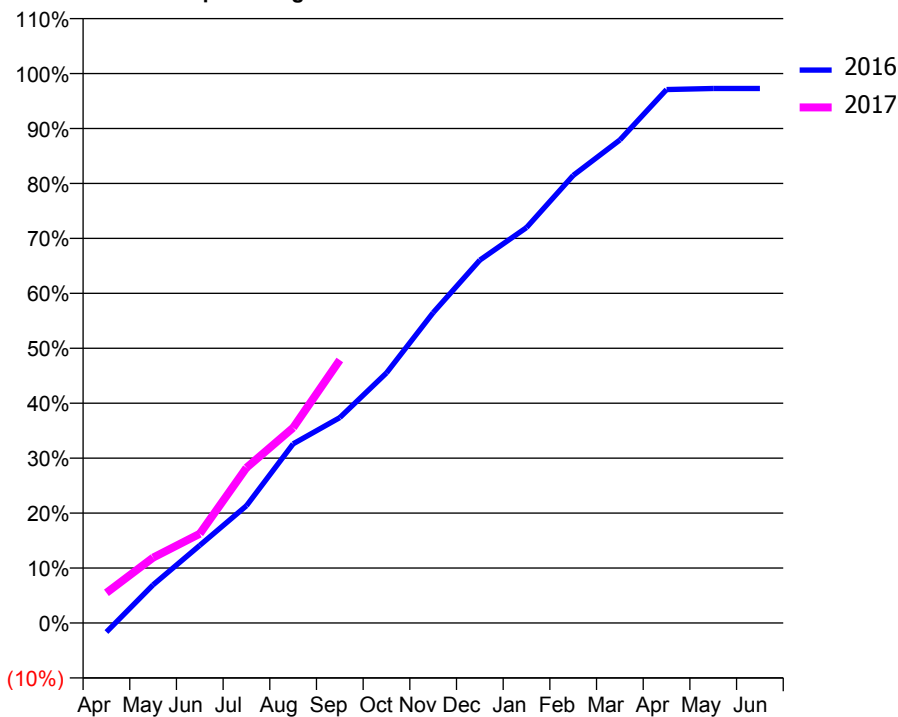
ACCESS*

Patients seen in 24 months	Total	Change since previous quarter
Quarter ending September 2015	1,491	
Quarter ending December 2015	1,479	→
Quarter ending March 2016	1,483	→
Quarter ending June 2016	1,506	→
Quarter ending September 2016	1,522	→
Variance since September 2015	2.1%	↑



ACTIVITY

Cumulative percentage of contracted UDA delivered 2016 & 2017



Month	Adjusted Scheduled Activity (UDA)	
	2016	2017
April	-68	225
May	285	488
June	580	666
July	875	1,159
August	1,336	1,457
September	1,533	1,963
October	1,866	
November	2,316	
December	2,708	
January	2,950	
February	3,339	
March	3,604	
April	3,980	
May	3,988	
June	3,988	

QUALITY

	Quantity	Base Number	Contract	AT	Region	England
% of FP17s for the same patient ID Re-attending within 3 months - Children	7	226	3.1%	10.4%	11.8%	12.4%
% of FP17s for the same patient ID Re-attending within 3 months - Adults	103	937	11.0%	15.9%	17.1%	16.7%
% of FP17s for the same patient ID Re-attending between 3 & 9 months - Children	132	226	58.4%	47.1%	45.8%	57.4%
% of FP17s for the same patient ID Re-attending between 3 & 9 months - Adults	537	937	57.3%	37.7%	37.6%	50.5%
% of FP17s for Band 1 Urgent Courses	89	1,010	8.8%	10.1%	10.6%	9.1%
% of FP17s Relating to Free Repair or Replacements	0	1,010	0.0%	0.6%	0.6%	0.8%
% of FP17s Relating to Continuations	0	1,010	0.0%	1.1%	0.9%	1.3%
% of Patients satisfied with the dentistry they have received	4	4	N/A	90.5%	90.2%	93.2%
% of Patients satisfied with the time they had to wait for an appointment	4	4	N/A	85.8%	83.8%	89.0%

* This is based on patients treated on this contract for their most recent course of treatment. Figures in italics indicate the base number of FP17s or Patient Questionnaire responses are less than 100. N/A is shown where the base number of responses is less than 10 during the period. % is calculated as Quantity/Base number*100

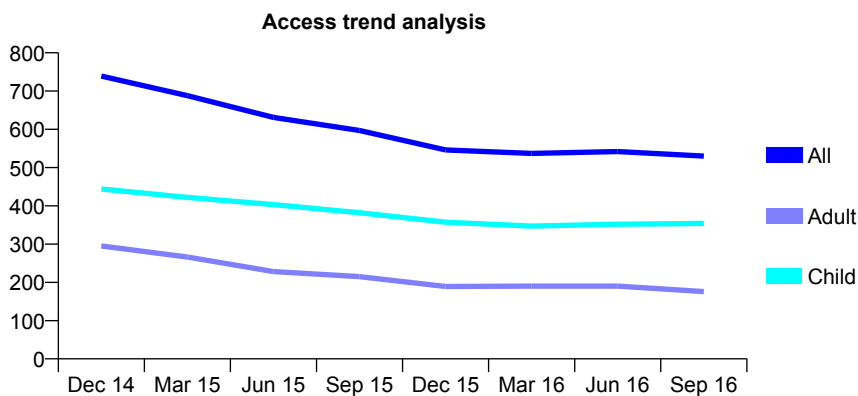
Q63 - Vital Signs At a Glance Contract Report for 331228/0001 - September 2016

Name or company name	MR S PATEL
Contract type name	GDS Contract
Purpose of contract	General
Contract start date	01/04/2006
Contract end date	

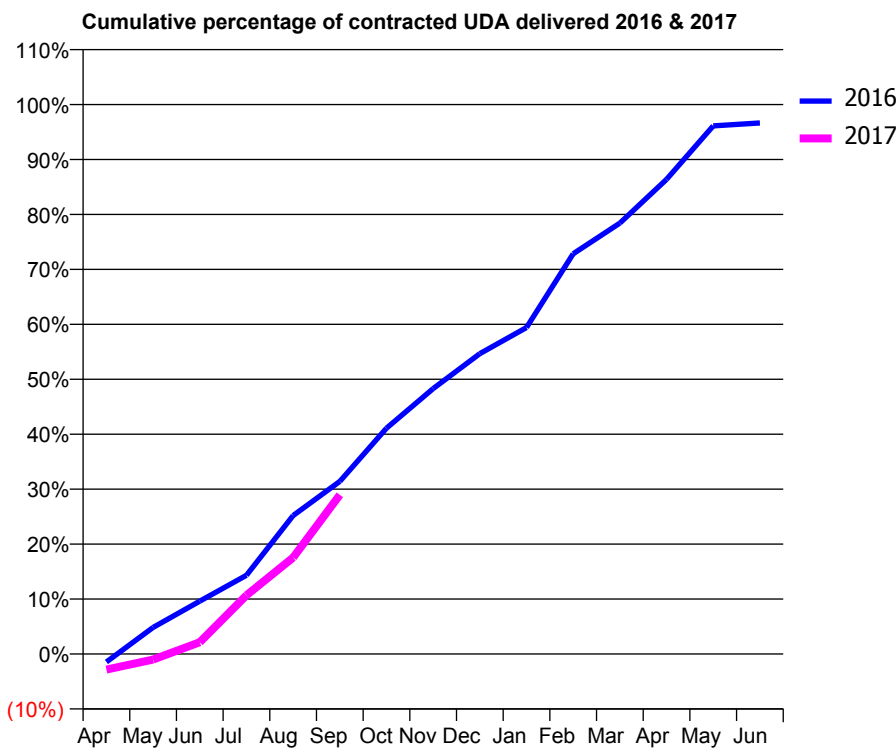
16/17 Contracted general activity (UDA)	1,155
Carry forward general activity (UDA)	39
16/17 Contracted orthodontic activity (UOA)	0
Carry forward orthodontic activity (UOA)	0
Baseline contract value	£29,252.35

ACCESS*

Patients seen in 24 months	Total	Change since previous quarter
Quarter ending September 2015	597	
Quarter ending December 2015	546	↓
Quarter ending March 2016	537	↓
Quarter ending June 2016	542	→
Quarter ending September 2016	530	↓
Variance since September 2015	(11.2%)	↓



ACTIVITY



Adjusted Scheduled Activity (UDA)		
Month	2016	2017
April	-17	-33
May	56	-12
June	111	25
July	166	123
August	291	203
September	363	335
October	475	
November	558	
December	631	
January	686	
February	841	
March	906	
April	998	
May	1,110	
June	1,116	

QUALITY

	Quantity	Base Number	Contract	AT	Region	England
% of FP17s for the same patient ID Re-attending within 3 months - Children	7	241	2.9%	10.4%	11.8%	12.4%
% of FP17s for the same patient ID Re-attending within 3 months - Adults	13	92	14.1%	15.9%	17.1%	16.7%
% of FP17s for the same patient ID Re-attending between 3 & 9 months - Children	109	241	45.2%	47.1%	45.8%	57.4%
% of FP17s for the same patient ID Re-attending between 3 & 9 months - Adults	34	92	37.0%	37.7%	37.6%	50.5%
% of FP17s for Band 1 Urgent Courses	13	217	6.0%	10.1%	10.6%	9.1%
% of FP17s Relating to Free Repair or Replacements	0	217	0.0%	0.6%	0.6%	0.8%
% of FP17s Relating to Continuations	2	217	0.9%	1.1%	0.9%	1.3%
% of Patients satisfied with the dentistry they have received	0	0	N/A	90.5%	90.2%	93.2%
% of Patients satisfied with the time they had to wait for an appointment	0	0	N/A	85.8%	83.8%	89.0%

* This is based on patients treated on this contract for their most recent course of treatment. Figures in italics indicate the base number of FP17s or Patient Questionnaire responses are less than 100. N/A is shown where the base number of responses is less than 10 during the period. % is calculated as Quantity/Base number*100

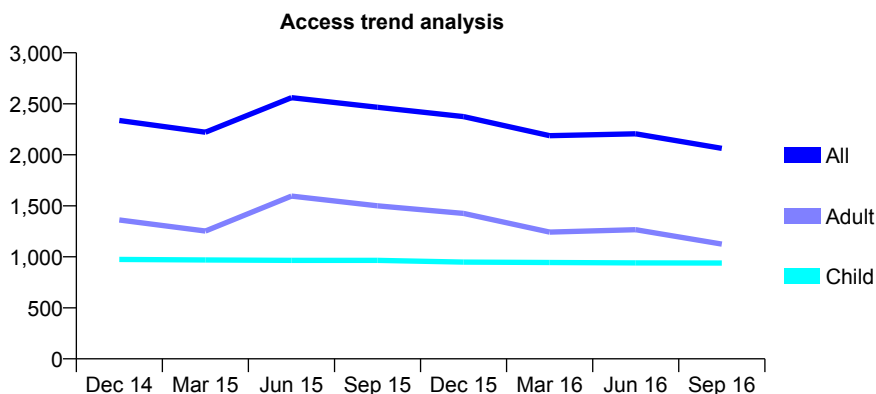
Q63 - Vital Signs At a Glance Contract Report for 331228/0002 - September 2016

Name or company name	MR S PATEL
Contract type name	GDS Contract
Purpose of contract	General
Contract start date	01/04/2006
Contract end date	

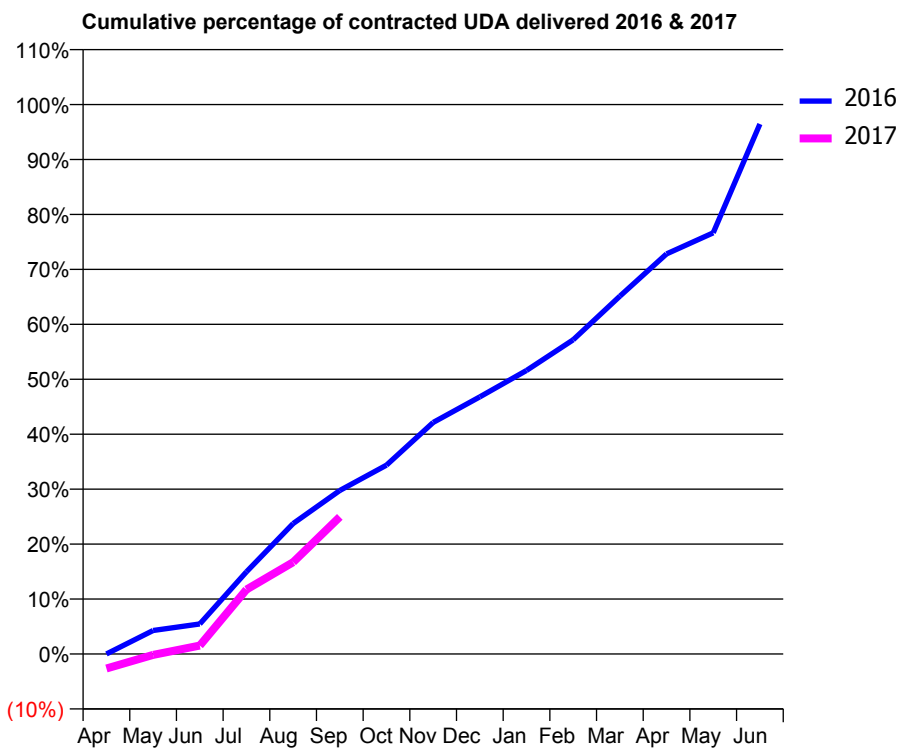
16/17 Contracted general activity (UDA)	5,250
Carry forward general activity (UDA)	186
16/17 Contracted orthodontic activity (UOA)	0
Carry forward orthodontic activity (UOA)	0
Baseline contract value	£123,010.33

ACCESS*

Patients seen in 24 months	Total	Change since previous quarter
Quarter ending September 2015	2,466	
Quarter ending December 2015	2,374	↓
Quarter ending March 2016	2,187	↓
Quarter ending June 2016	2,206	→
Quarter ending September 2016	2,064	↓
Variance since September 2015	(16.3%)	↓



ACTIVITY



Month	Adjusted Scheduled Activity (UDA)	
	2016	2017
April	0	-140
May	225	-9
June	287	81
July	785	616
August	1,247	877
September	1,563	1,310
October	1,805	
November	2,212	
December	2,457	
January	2,709	
February	3,002	
March	3,419	
April	3,823	
May	4,024	
June	5,064	

QUALITY

	Quantity	Base Number	Contract	AT	Region	England
% of FP17s for the same patient ID Re-attending within 3 months - Children	45	656	6.9%	10.4%	11.8%	12.4%
% of FP17s for the same patient ID Re-attending within 3 months - Adults	81	667	12.1%	15.9%	17.1%	16.7%
% of FP17s for the same patient ID Re-attending between 3 & 9 months - Children	334	656	50.9%	47.1%	45.8%	57.4%
% of FP17s for the same patient ID Re-attending between 3 & 9 months - Adults	164	667	24.6%	37.7%	37.6%	50.5%
% of FP17s for Band 1 Urgent Courses	65	719	9.0%	10.1%	10.6%	9.1%
% of FP17s Relating to Free Repair or Replacements	0	719	0.0%	0.6%	0.6%	0.8%
% of FP17s Relating to Continuations	2	719	0.3%	1.1%	0.9%	1.3%
% of Patients satisfied with the dentistry they have received	2	2	N/A	90.5%	90.2%	93.2%
% of Patients satisfied with the time they had to wait for an appointment	2	2	N/A	85.8%	83.8%	89.0%

* This is based on patients treated on this contract for their most recent course of treatment. Figures in italics indicate the base number of FP17s or Patient Questionnaire responses are less than 100. N/A is shown where the base number of responses is less than 10 during the period. % is calculated as Quantity/Base number*100

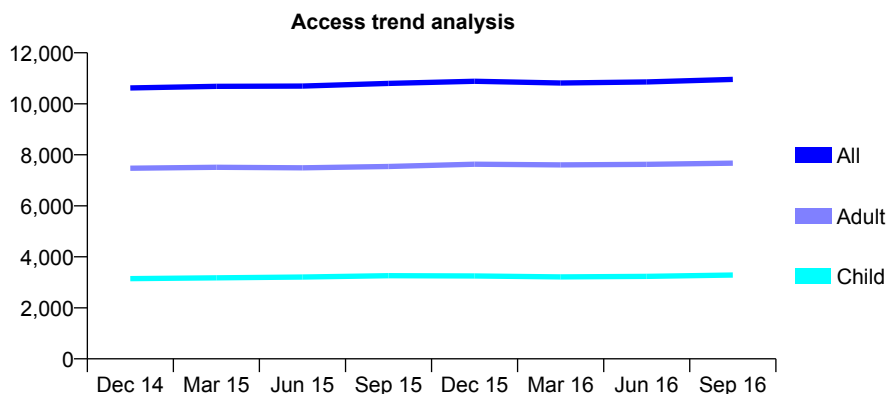
Q63 - Vital Signs At a Glance Contract Report for 331732/0001 - September 2016

Name or company name	MR M HATIMI
Contract type name	GDS Contract
Purpose of contract	General
Contract start date	01/04/2006
Contract end date	

16/17 Contracted general activity (UDA)	30,000
Carry forward general activity (UDA)	1,185
16/17 Contracted orthodontic activity (UOA)	0
Carry forward orthodontic activity (UOA)	0
Baseline contract value	£815,596.42

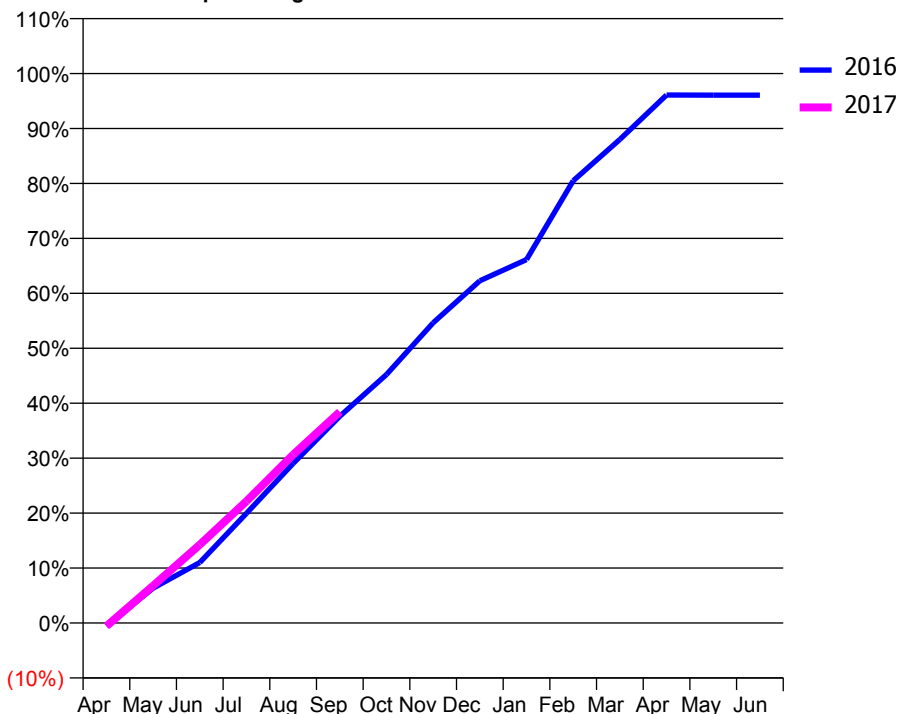
ACCESS*

Patients seen in 24 months	Total	Change since previous quarter
Quarter ending September 2015	10,800	
Quarter ending December 2015	10,884	→
Quarter ending March 2016	10,817	→
Quarter ending June 2016	10,858	→
Quarter ending September 2016	10,958	→
Variance since September 2015	1.5%	→



ACTIVITY

Cumulative percentage of contracted UDA delivered 2016 & 2017



Month	Adjusted Scheduled Activity (UDA)	
	2016	2017
April	-174	-179
May	1,907	2,034
June	3,301	4,275
July	5,987	6,652
August	8,709	9,194
September	11,285	11,528
October	13,563	
November	16,389	
December	18,687	
January	19,843	
February	24,141	
March	26,403	
April	28,824	
May	28,818	
June	28,815	

QUALITY

	Quantity	Base Number	Contract	AT	Region	England
% of FP17s for the same patient ID Re-attending within 3 months - Children	193	2,060	9.4%	10.4%	11.8%	12.4%
% of FP17s for the same patient ID Re-attending within 3 months - Adults	746	4,005	18.6%	15.9%	17.1%	16.7%
% of FP17s for the same patient ID Re-attending between 3 & 9 months - Children	864	2,060	41.9%	47.1%	45.8%	57.4%
% of FP17s for the same patient ID Re-attending between 3 & 9 months - Adults	1,197	4,005	29.9%	37.7%	37.6%	50.5%
% of FP17s for Band 1 Urgent Courses	971	5,327	18.2%	10.1%	10.6%	9.1%
% of FP17s Relating to Free Repair or Replacements	23	5,327	0.4%	0.6%	0.6%	0.8%
% of FP17s Relating to Continuations	25	5,327	0.5%	1.1%	0.9%	1.3%
% of Patients satisfied with the dentistry they have received	1	1	N/A	90.5%	90.2%	93.2%
% of Patients satisfied with the time they had to wait for an appointment	1	1	N/A	85.8%	83.8%	89.0%

* This is based on patients treated on this contract for their most recent course of treatment. Figures in italics indicate the base number of FP17s or Patient Questionnaire responses are less than 100. N/A is shown where the base number of responses is less than 10 during the period. % is calculated as Quantity/Base number*100

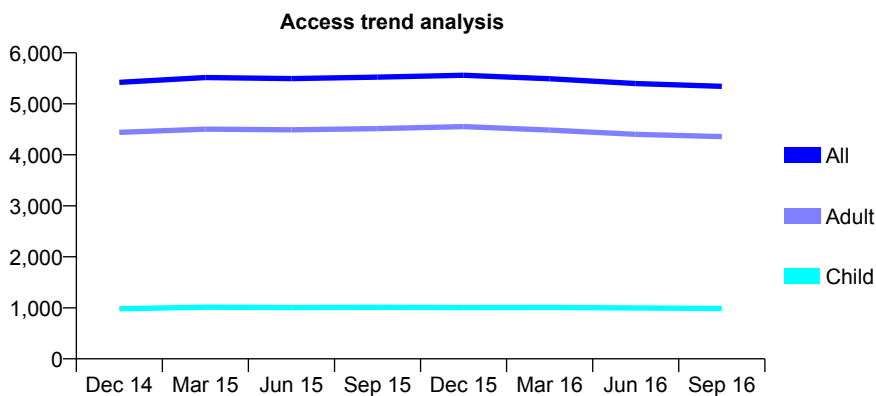
Q63 - Vital Signs At a Glance Contract Report for 332577/0001 - September 2016

Name or company name	MRS P DJAN
Contract type name	GDS Contract
Purpose of contract	General
Contract start date	01/04/2006
Contract end date	

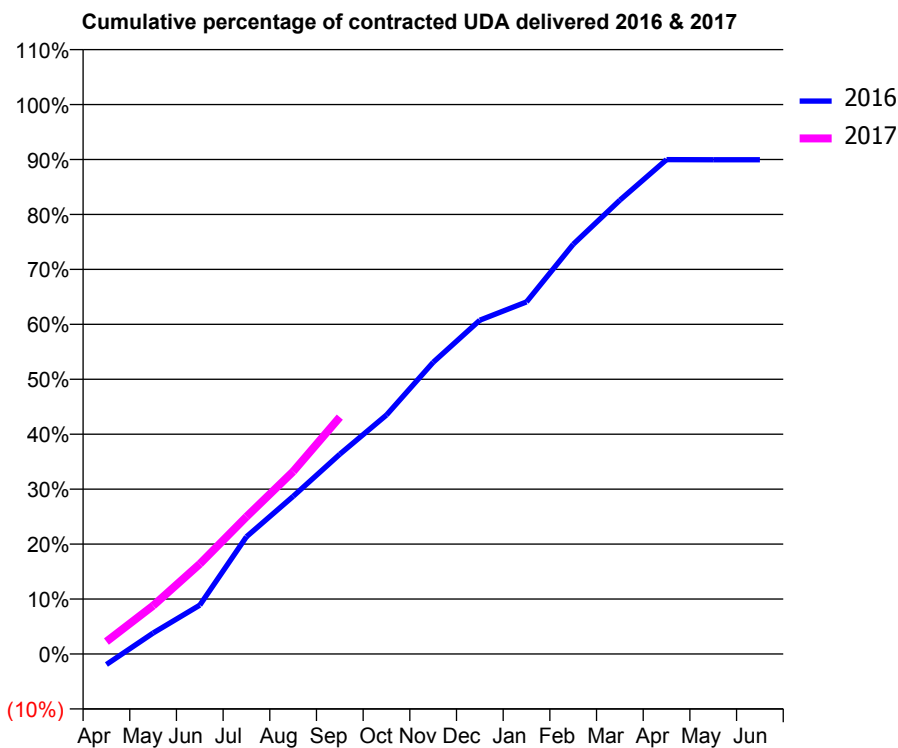
16/17 Contracted general activity (UDA)	21,167
Carry forward general activity (UDA)	0
16/17 Contracted orthodontic activity (UOA)	0
Carry forward orthodontic activity (UOA)	0
Baseline contract value	£730,854.73

ACCESS*

Patients seen in 24 months	Total	Change since previous quarter
Quarter ending September 2015	5,523	
Quarter ending December 2015	5,559	→
Quarter ending March 2016	5,492	↓
Quarter ending June 2016	5,397	↓
Quarter ending September 2016	5,343	↓
Variance since September 2015	(3.3%)	↓



ACTIVITY



Month	Adjusted Scheduled Activity (UDA)	
	2016	2017
April	-407	479
May	808	1,861
June	1,883	3,469
July	4,517	5,286
August	6,076	7,031
September	7,697	9,125
October	9,205	
November	11,234	
December	12,861	
January	13,562	
February	15,780	
March	17,484	
April	19,042	
May	19,039	
June	19,039	

QUALITY

	Quantity	Base Number	Contract	AT	Region	England
% of FP17s for the same patient ID Re-attending within 3 months - Children	79	714	11.1%	10.4%	11.8%	12.4%
% of FP17s for the same patient ID Re-attending within 3 months - Adults	743	3,084	24.1%	15.9%	17.1%	16.7%
% of FP17s for the same patient ID Re-attending between 3 & 9 months - Children	354	714	49.6%	47.1%	45.8%	57.4%
% of FP17s for the same patient ID Re-attending between 3 & 9 months - Adults	1,434	3,084	46.5%	37.7%	37.6%	50.5%
% of FP17s for Band 1 Urgent Courses	558	3,390	16.5%	10.1%	10.6%	9.1%
% of FP17s Relating to Free Repair or Replacements	81	3,390	2.4%	0.6%	0.6%	0.8%
% of FP17s Relating to Continuations	18	3,390	0.5%	1.1%	0.9%	1.3%
% of Patients satisfied with the dentistry they have received	13	13	100.0%	90.5%	90.2%	93.2%
% of Patients satisfied with the time they had to wait for an appointment	13	13	100.0%	85.8%	83.8%	89.0%

* This is based on patients treated on this contract for their most recent course of treatment. Figures in italics indicate the base number of FP17s or Patient Questionnaire responses are less than 100. N/A is shown where the base number of responses is less than 10 during the period. % is calculated as Quantity/Base number*100

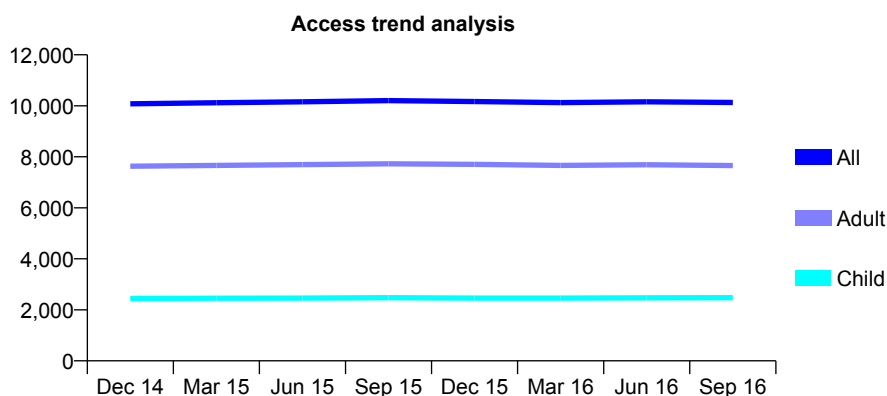
Q63 - Vital Signs At a Glance Contract Report for 333182/0001 - September 2016

Name or company name	MR K TSE
Contract type name	GDS Contract
Purpose of contract	General
Contract start date	01/04/2006
Contract end date	

16/17 Contracted general activity (UDA)	26,383
Carry forward general activity (UDA)	0
16/17 Contracted orthodontic activity (UOA)	0
Carry forward orthodontic activity (UOA)	0
Baseline contract value	£688,504.81

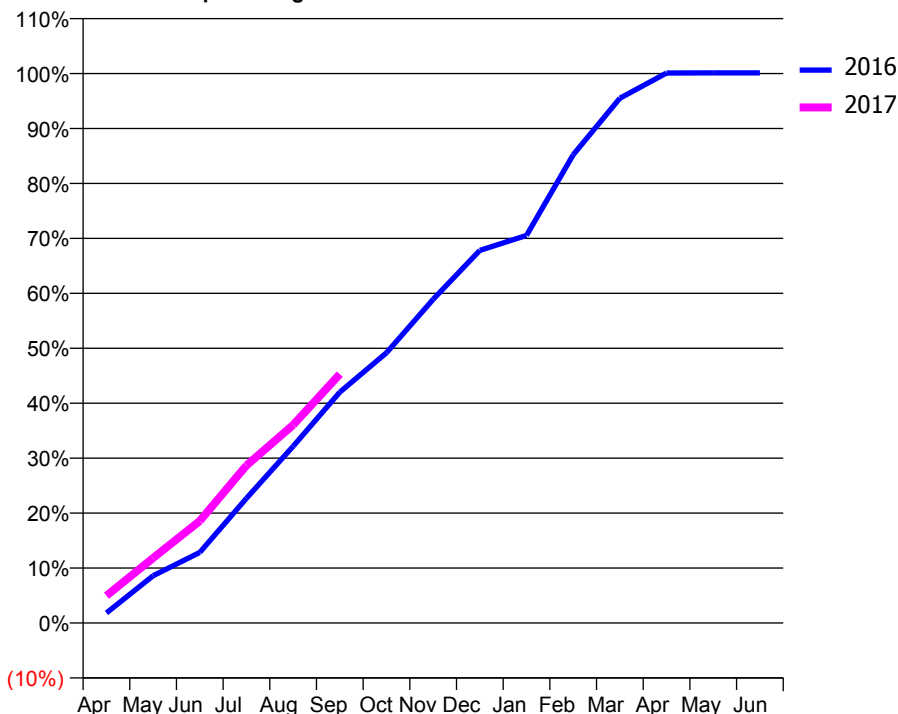
ACCESS*

Patients seen in 24 months	Total	Change since previous quarter
Quarter ending September 2015	10,204	
Quarter ending December 2015	10,167	→
Quarter ending March 2016	10,127	→
Quarter ending June 2016	10,157	→
Quarter ending September 2016	10,129	→
Variance since September 2015	(0.7%)	→



ACTIVITY

Cumulative percentage of contracted UDA delivered 2016 & 2017



Month	Adjusted Scheduled Activity (UDA)	
	2016	2017
April	486	1,310
May	2,270	3,119
June	3,390	4,898
July	5,987	7,562
August	8,488	9,513
September	11,084	11,951
October	12,976	
November	15,543	
December	17,894	
January	18,611	
February	22,481	
March	25,193	
April	26,406	
May	26,412	
June	26,411	

QUALITY

	Quantity	Base Number	Contract	AT	Region	England
% of FP17s for the same patient ID Re-attending within 3 months - Children	95	2,102	4.5%	10.4%	11.8%	12.4%
% of FP17s for the same patient ID Re-attending within 3 months - Adults	643	5,378	12.0%	15.9%	17.1%	16.7%
% of FP17s for the same patient ID Re-attending between 3 & 9 months - Children	1,481	2,102	70.5%	47.1%	45.8%	57.4%
% of FP17s for the same patient ID Re-attending between 3 & 9 months - Adults	3,073	5,378	57.1%	37.7%	37.6%	50.5%
% of FP17s for Band 1 Urgent Courses	336	6,782	5.0%	10.1%	10.6%	9.1%
% of FP17s Relating to Free Repair or Replacements	43	6,782	0.6%	0.6%	0.6%	0.8%
% of FP17s Relating to Continuations	28	6,782	0.4%	1.1%	0.9%	1.3%
% of Patients satisfied with the dentistry they have received	4	4	N/A	90.5%	90.2%	93.2%
% of Patients satisfied with the time they had to wait for an appointment	4	4	N/A	85.8%	83.8%	89.0%

* This is based on patients treated on this contract for their most recent course of treatment. Figures in italics indicate the base number of FP17s or Patient Questionnaire responses are less than 100. N/A is shown where the base number of responses is less than 10 during the period. % is calculated as Quantity/Base number*100

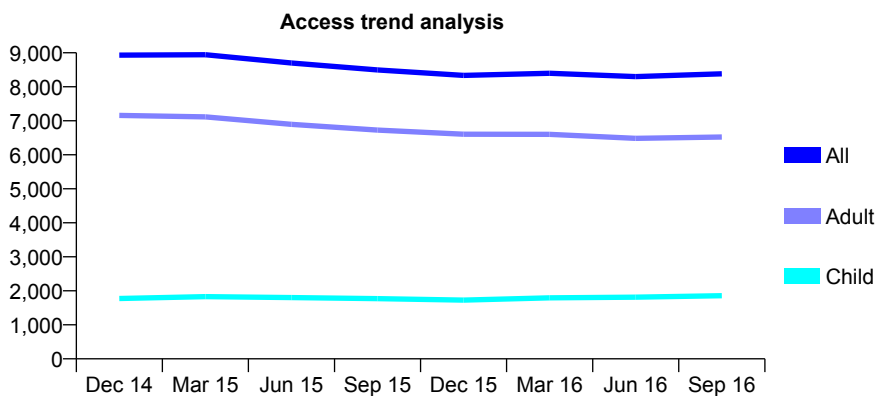
Q63 - Vital Signs At a Glance Contract Report for 334626/0001 - September 2016

Name or company name	MR KS CHANDRAN
Contract type name	GDS Contract
Purpose of contract	General
Contract start date	01/04/2009
Contract end date	

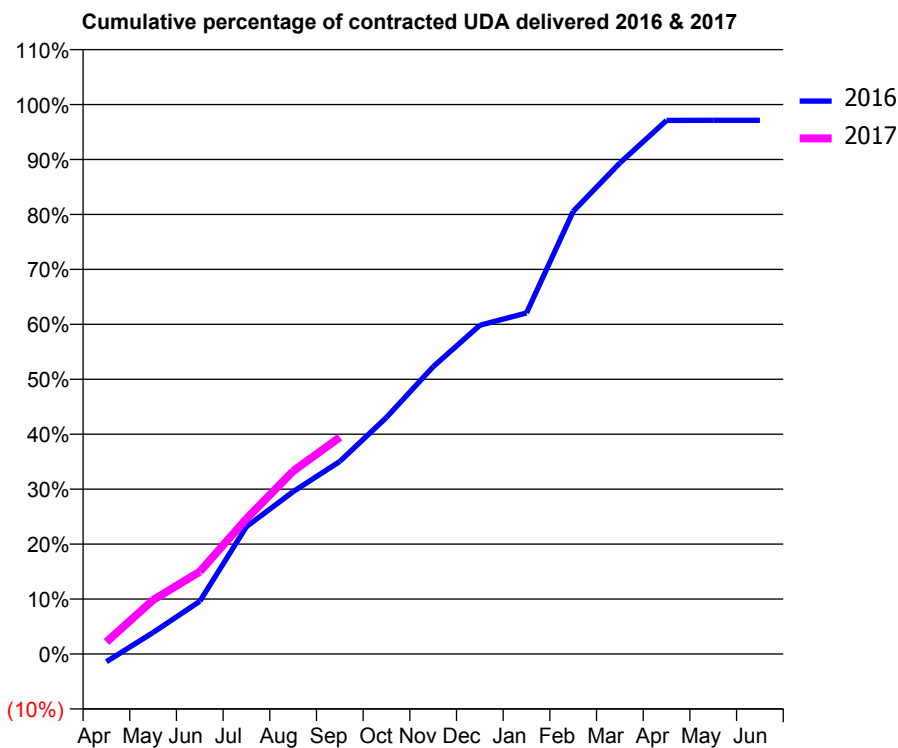
16/17 Contracted general activity (UDA)	29,500
Carry forward general activity (UDA)	0
16/17 Contracted orthodontic activity (UOA)	0
Carry forward orthodontic activity (UOA)	0
Baseline contract value	£848,929.43

ACCESS*

Patients seen in 24 months	Total	Change since previous quarter
Quarter ending September 2015	8,496	
Quarter ending December 2015	8,335	↓
Quarter ending March 2016	8,398	→
Quarter ending June 2016	8,299	↓
Quarter ending September 2016	8,383	→
Variance since September 2015	(1.3%)	↓



ACTIVITY



Month	Adjusted Scheduled Activity (UDA)	
	2016	2017
April	-422	651
May	1,157	2,901
June	2,828	4,417
July	6,841	7,266
August	8,716	9,817
September	10,338	11,640
October	12,701	
November	15,423	
December	17,650	
January	18,311	
February	23,761	
March	26,364	
April	28,648	
May	28,651	
June	28,652	

QUALITY

	Quantity	Base Number	Contract	AT	Region	England
% of FP17s for the same patient ID Re-attending within 3 months - Children	79	1,013	7.8%	10.4%	11.8%	12.4%
% of FP17s for the same patient ID Re-attending within 3 months - Adults	515	3,073	16.8%	15.9%	17.1%	16.7%
% of FP17s for the same patient ID Re-attending between 3 & 9 months - Children	350	1,013	34.6%	47.1%	45.8%	57.4%
% of FP17s for the same patient ID Re-attending between 3 & 9 months - Adults	880	3,073	28.6%	37.7%	37.6%	50.5%
% of FP17s for Band 1 Urgent Courses	520	3,495	14.9%	10.1%	10.6%	9.1%
% of FP17s Relating to Free Repair or Replacements	39	3,495	1.1%	0.6%	0.6%	0.8%
% of FP17s Relating to Continuations	22	3,495	0.6%	1.1%	0.9%	1.3%
% of Patients satisfied with the dentistry they have received	4	4	N/A	90.5%	90.2%	93.2%
% of Patients satisfied with the time they had to wait for an appointment	4	4	N/A	85.8%	83.8%	89.0%

* This is based on patients treated on this contract for their most recent course of treatment. Figures in italics indicate the base number of FP17s or Patient Questionnaire responses are less than 100. N/A is shown where the base number of responses is less than 10 during the period. % is calculated as Quantity/Base number*100

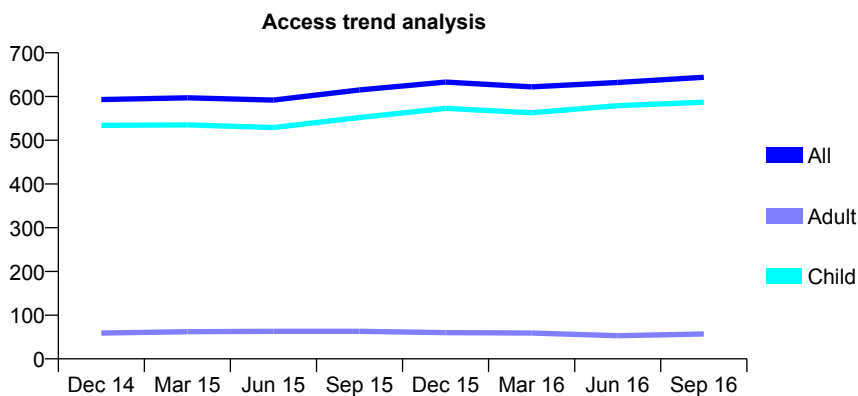
Q63 - Vital Signs At a Glance Contract Report for 335223/0001 - September 2016

Name or company name	MISS LJ LYNCH
Contract type name	GDS Contract
Purpose of contract	General
Contract start date	01/04/2006
Contract end date	

16/17 Contracted general activity (UDA)	950
Carry forward general activity (UDA)	35
16/17 Contracted orthodontic activity (UOA)	0
Carry forward orthodontic activity (UOA)	0
Baseline contract value	£20,971.47

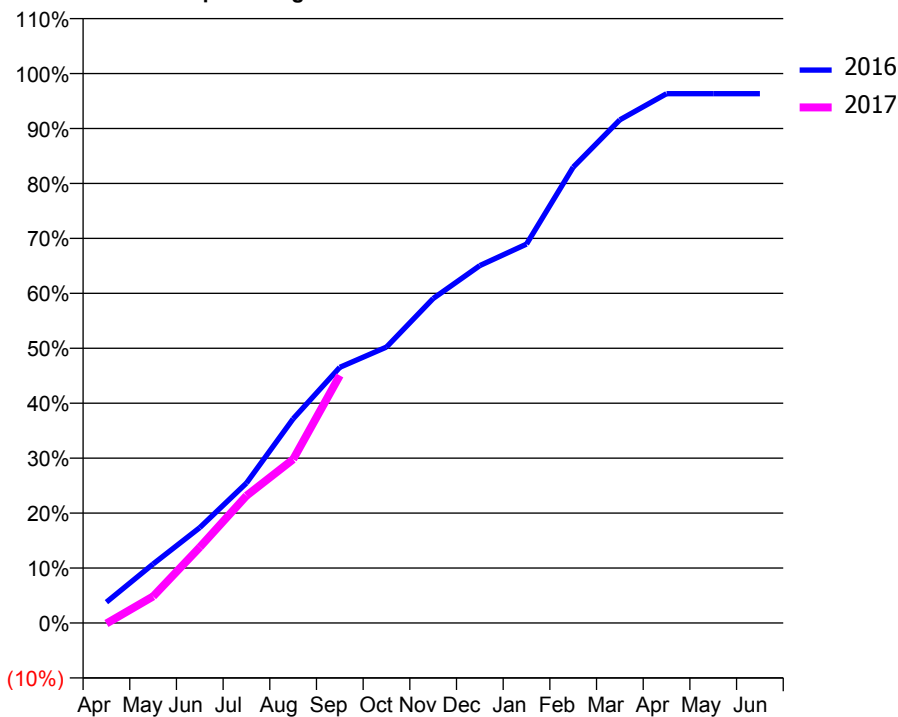
ACCESS*

Patients seen in 24 months	Total	Change since previous quarter
Quarter ending September 2015	615	
Quarter ending December 2015	633	↑
Quarter ending March 2016	622	↓
Quarter ending June 2016	632	→
Quarter ending September 2016	644	→
Variance since September 2015	4.7%	↑



ACTIVITY

Cumulative percentage of contracted UDA delivered 2016 & 2017



Adjusted Scheduled Activity (UDA)		
Month	2016	2017
April	36	-1
May	102	46
June	165	131
July	242	220
August	353	283
September	442	428
October	477	
November	561	
December	618	
January	655	
February	788	
March	870	
April	915	
May	915	
June	915	

QUALITY

	Quantity	Base Number	Contract	AT	Region	England
% of FP17s for the same patient ID Re-attending within 3 months - Children	19	344	5.5%	10.4%	11.8%	12.4%
% of FP17s for the same patient ID Re-attending within 3 months - Adults	0	8	0.0%	15.9%	17.1%	16.7%
% of FP17s for the same patient ID Re-attending between 3 & 9 months - Children	52	344	15.1%	47.1%	45.8%	57.4%
% of FP17s for the same patient ID Re-attending between 3 & 9 months - Adults	3	8	37.5%	37.7%	37.6%	50.5%
% of FP17s for Band 1 Urgent Courses	0	321	0.0%	10.1%	10.6%	9.1%
% of FP17s Relating to Free Repair or Replacements	0	321	0.0%	0.6%	0.6%	0.8%
% of FP17s Relating to Continuations	0	321	0.0%	1.1%	0.9%	1.3%
% of Patients satisfied with the dentistry they have received	0	0	N/A	90.5%	90.2%	93.2%
% of Patients satisfied with the time they had to wait for an appointment	0	0	N/A	85.8%	83.8%	89.0%

* This is based on patients treated on this contract for their most recent course of treatment. Figures in italics indicate the base number of FP17s or Patient Questionnaire responses are less than 100. N/A is shown where the base number of responses is less than 10 during the period. % is calculated as Quantity/Base number*100

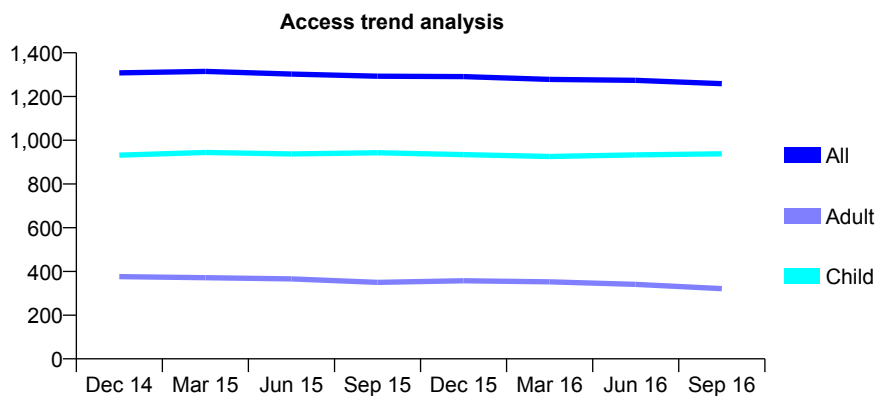
Q63 - Vital Signs At a Glance Contract Report for 335282/0001 - September 2016

Name or company name	MR SB PATEL
Contract type name	GDS Contract
Purpose of contract	General
Contract start date	01/06/2008
Contract end date	

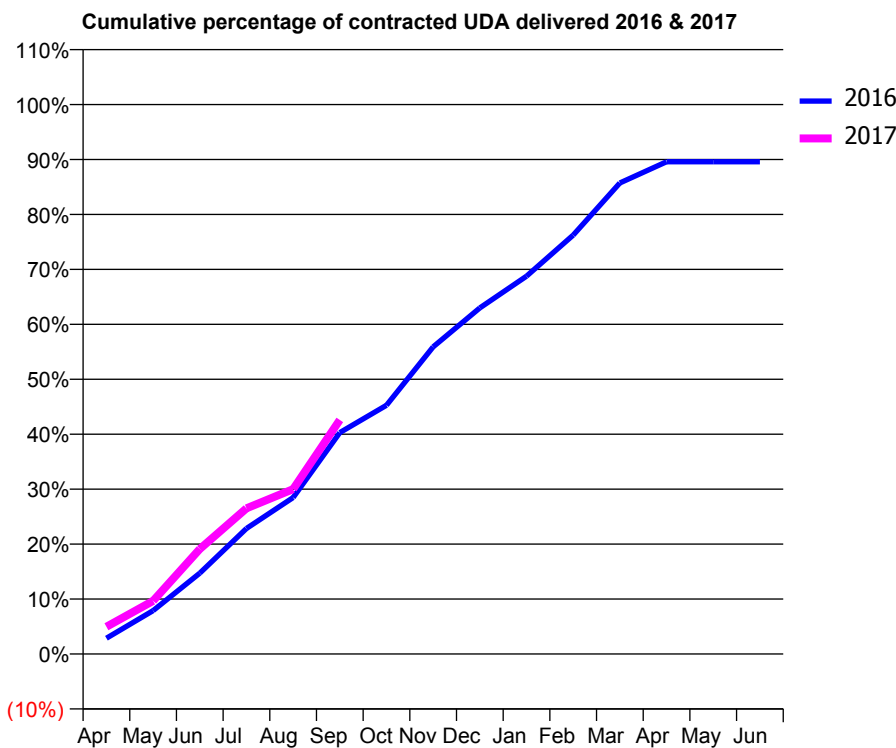
16/17 Contracted general activity (UDA)	2,750
Carry forward general activity (UDA)	0
16/17 Contracted orthodontic activity (UOA)	0
Carry forward orthodontic activity (UOA)	0
Baseline contract value	£58,107.94

ACCESS*

Patients seen in 24 months	Total	Change since previous quarter
Quarter ending September 2015	1,293	
Quarter ending December 2015	1,291	→
Quarter ending March 2016	1,278	↓
Quarter ending June 2016	1,274	→
Quarter ending September 2016	1,259	↓
Variance since September 2015	(2.6%)	↓



ACTIVITY



Month	Adjusted Scheduled Activity (UDA)	
	2016	2017
April	79	136
May	217	266
June	405	526
July	629	729
August	783	825
September	1,108	1,172
October	1,245	
November	1,537	
December	1,732	
January	1,891	
February	2,096	
March	2,357	
April	2,464	
May	2,464	
June	2,464	

QUALITY

	Quantity	Base Number	Contract	AT	Region	England
% of FP17s for the same patient ID Re-attending within 3 months - Children	43	763	5.6%	10.4%	11.8%	12.4%
% of FP17s for the same patient ID Re-attending within 3 months - Adults	17	147	11.6%	15.9%	17.1%	16.7%
% of FP17s for the same patient ID Re-attending between 3 & 9 months - Children	469	763	61.5%	47.1%	45.8%	57.4%
% of FP17s for the same patient ID Re-attending between 3 & 9 months - Adults	82	147	55.8%	37.7%	37.6%	50.5%
% of FP17s for Band 1 Urgent Courses	24	835	2.9%	10.1%	10.6%	9.1%
% of FP17s Relating to Free Repair or Replacements	0	835	0.0%	0.6%	0.6%	0.8%
% of FP17s Relating to Continuations	0	835	0.0%	1.1%	0.9%	1.3%
% of Patients satisfied with the dentistry they have received	2	2	N/A	90.5%	90.2%	93.2%
% of Patients satisfied with the time they had to wait for an appointment	1	2	N/A	85.8%	83.8%	89.0%

* This is based on patients treated on this contract for their most recent course of treatment. Figures in italics indicate the base number of FP17s or Patient Questionnaire responses are less than 100. N/A is shown where the base number of responses is less than 10 during the period. % is calculated as Quantity/Base number*100

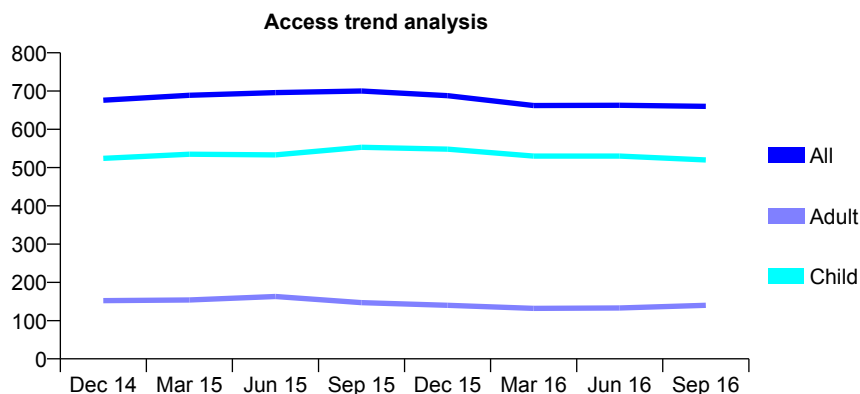
Q63 - Vital Signs At a Glance Contract Report for 336866/0001 - September 2016

Name or company name	MR MP O'BRIEN
Contract type name	GDS Contract
Purpose of contract	General
Contract start date	01/04/2006
Contract end date	

16/17 Contracted general activity (UDA)	1,235
Carry forward general activity (UDA)	44
16/17 Contracted orthodontic activity (UOA)	0
Carry forward orthodontic activity (UOA)	0
Baseline contract value	£26,768.58

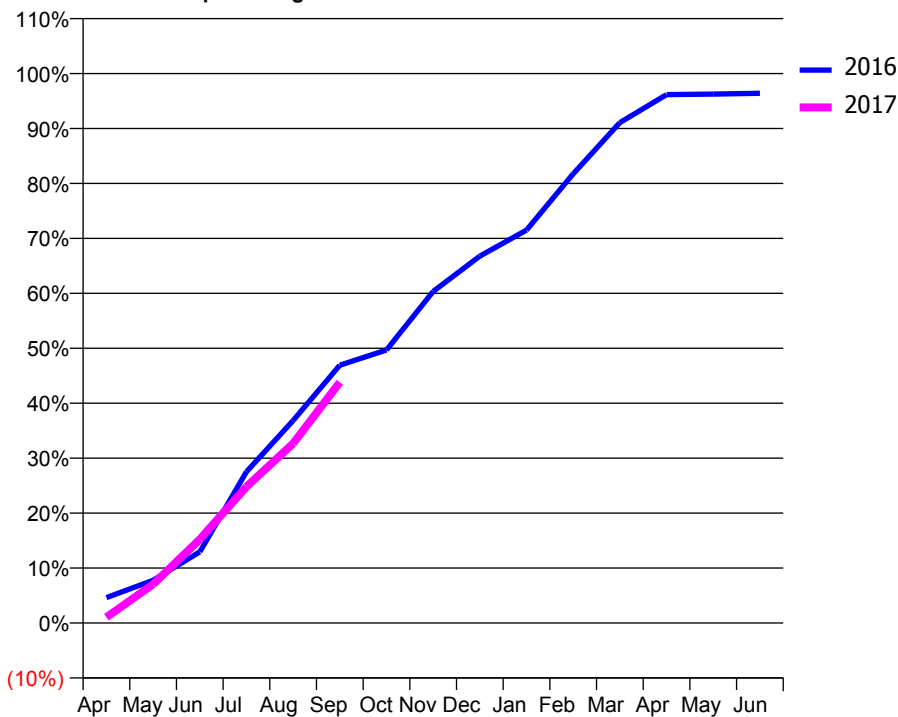
ACCESS*

Patients seen in 24 months	Total	Change since previous quarter
Quarter ending September 2015	700	
Quarter ending December 2015	688	↓
Quarter ending March 2016	662	↓
Quarter ending June 2016	663	→
Quarter ending September 2016	660	→
Variance since September 2015	(5.7%)	↓



ACTIVITY

Cumulative percentage of contracted UDA delivered 2016 & 2017



Adjusted Scheduled Activity (UDA)

Month	2016	2017
April	57	13
May	96	87
June	160	188
July	340	306
August	455	404
September	580	541
October	614	
November	745	
December	825	
January	883	
February	1,009	
March	1,125	
April	1,188	
May	1,189	
June	1,191	

QUALITY

	Quantity	Base Number	Contract	AT	Region	England
% of FP17s for the same patient ID Re-attending within 3 months - Children	28	464	6.0%	10.4%	11.8%	12.4%
% of FP17s for the same patient ID Re-attending within 3 months - Adults	2	46	4.3%	15.9%	17.1%	16.7%
% of FP17s for the same patient ID Re-attending between 3 & 9 months - Children	334	464	72.0%	47.1%	45.8%	57.4%
% of FP17s for the same patient ID Re-attending between 3 & 9 months - Adults	28	46	60.9%	37.7%	37.6%	50.5%
% of FP17s for Band 1 Urgent Courses	5	447	1.1%	10.1%	10.6%	9.1%
% of FP17s Relating to Free Repair or Replacements	0	447	0.0%	0.6%	0.6%	0.8%
% of FP17s Relating to Continuations	0	447	0.0%	1.1%	0.9%	1.3%
% of Patients satisfied with the dentistry they have received	1	1	N/A	90.5%	90.2%	93.2%
% of Patients satisfied with the time they had to wait for an appointment	1	1	N/A	85.8%	83.8%	89.0%

* This is based on patients treated on this contract for their most recent course of treatment. Figures in italics indicate the base number of FP17s or Patient Questionnaire responses are less than 100. N/A is shown where the base number of responses is less than 10 during the period. % is calculated as Quantity/Base number*100

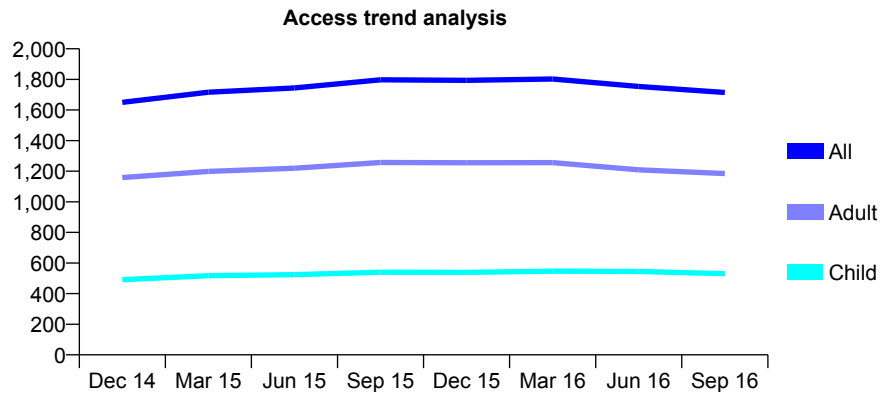
Q63 - Vital Signs At a Glance Contract Report for 337137/0001 - September 2016

Name or company name	MR G TSOLAKIDES
Contract type name	GDS Contract
Purpose of contract	General
Contract start date	01/04/2006
Contract end date	

16/17 Contracted general activity (UDA)	5,119
Carry forward general activity (UDA)	-32
16/17 Contracted orthodontic activity (UOA)	0
Carry forward orthodontic activity (UOA)	0
Baseline contract value	£136,443.30

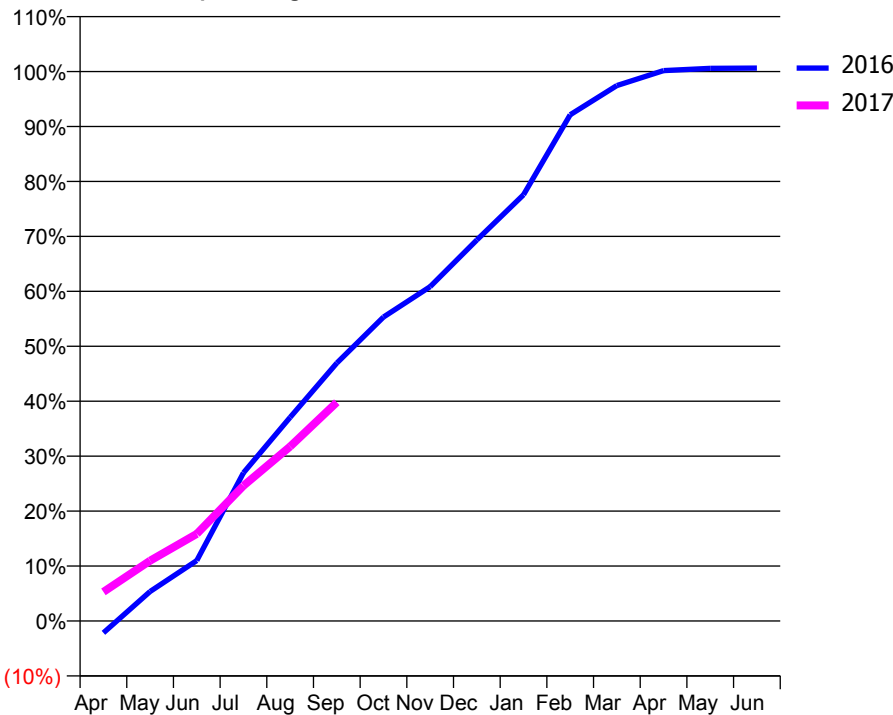
ACCESS*

Patients seen in 24 months	Total	Change since previous quarter
Quarter ending September 2015	1,797	
Quarter ending December 2015	1,794	→
Quarter ending March 2016	1,803	→
Quarter ending June 2016	1,754	↓
Quarter ending September 2016	1,715	↓
Variance since September 2015	(4.6%)	↓



ACTIVITY

Cumulative percentage of contracted UDA delivered 2016 & 2017



Month	Adjusted Scheduled Activity (UDA)	
	2016	2017
April	-111	272
May	275	562
June	563	811
July	1,380	1,260
August	1,898	1,625
September	2,403	2,038
October	2,832	
November	3,115	
December	3,550	
January	3,971	
February	4,716	
March	4,989	
April	5,127	
May	5,148	
June	5,151	

QUALITY

	Quantity	Base Number	Contract	AT	Region	England
% of FP17s for the same patient ID Re-attending within 3 months - Children	10	336	3.0%	10.4%	11.8%	12.4%
% of FP17s for the same patient ID Re-attending within 3 months - Adults	64	524	12.2%	15.9%	17.1%	16.7%
% of FP17s for the same patient ID Re-attending between 3 & 9 months - Children	201	336	59.8%	47.1%	45.8%	57.4%
% of FP17s for the same patient ID Re-attending between 3 & 9 months - Adults	236	524	45.0%	37.7%	37.6%	50.5%
% of FP17s for Band 1 Urgent Courses	52	784	6.6%	10.1%	10.6%	9.1%
% of FP17s Relating to Free Repair or Replacements	3	784	0.4%	0.6%	0.6%	0.8%
% of FP17s Relating to Continuations	0	784	0.0%	1.1%	0.9%	1.3%
% of Patients satisfied with the dentistry they have received	0	0	N/A	90.5%	90.2%	93.2%
% of Patients satisfied with the time they had to wait for an appointment	0	0	N/A	85.8%	83.8%	89.0%

* This is based on patients treated on this contract for their most recent course of treatment. Figures in italics indicate the base number of FP17s or Patient Questionnaire responses are less than 100. N/A is shown where the base number of responses is less than 10 during the period. % is calculated as Quantity/Base number*100

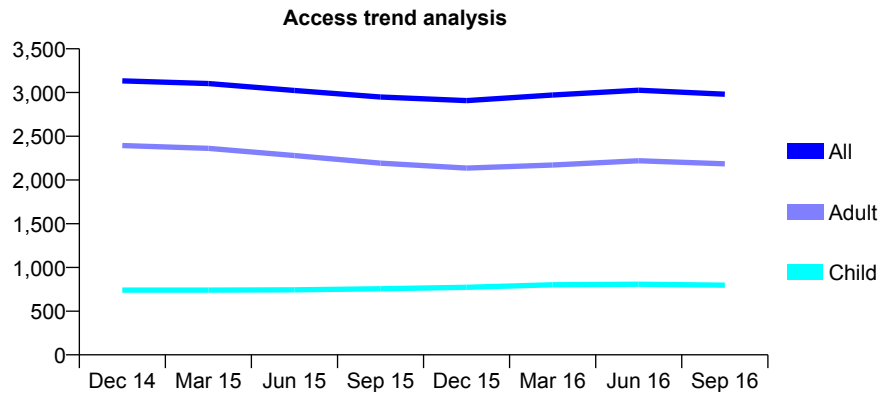
Q63 - Vital Signs At a Glance Contract Report for 337765/0002 - September 2016

Name or company name	MR SI YOUNG
Contract type name	GDS Contract
Purpose of contract	General
Contract start date	01/04/2006
Contract end date	

16/17 Contracted general activity (UDA)	10,500
Carry forward general activity (UDA)	0
16/17 Contracted orthodontic activity (UOA)	0
Carry forward orthodontic activity (UOA)	0
Baseline contract value	£259,151.78

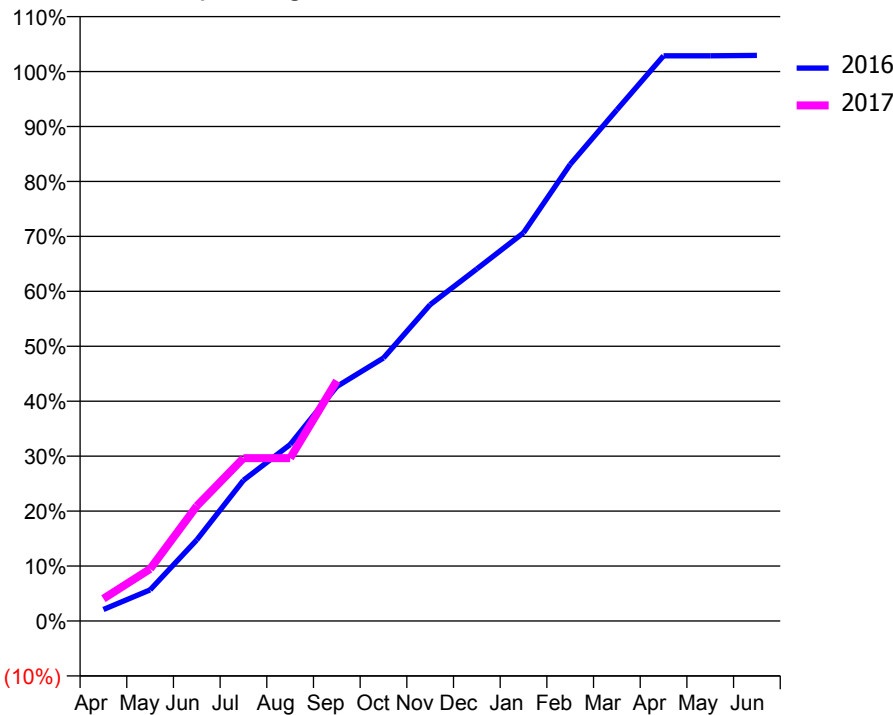
ACCESS*

Patients seen in 24 months	Total	Change since previous quarter
Quarter ending September 2015	2,948	
Quarter ending December 2015	2,908	↓
Quarter ending March 2016	2,972	↑
Quarter ending June 2016	3,027	→
Quarter ending September 2016	2,981	↓
Variance since September 2015	1.1%	→



ACTIVITY

Cumulative percentage of contracted UDA delivered 2016 & 2017



Month	Adjusted Scheduled Activity (UDA)	
	2016	2017
April	221	427
May	594	994
June	1,551	2,197
July	2,689	3,113
August	3,372	3,113
September	4,482	4,591
October	5,026	
November	6,044	
December	6,729	
January	7,418	
February	8,725	
March	9,767	
April	10,801	
May	10,801	
June	10,807	

QUALITY

	Quantity	Base Number	Contract	AT	Region	England
% of FP17s for the same patient ID Re-attending within 3 months - Children	39	485	8.0%	10.4%	11.8%	12.4%
% of FP17s for the same patient ID Re-attending within 3 months - Adults	273	1,359	20.1%	15.9%	17.1%	16.7%
% of FP17s for the same patient ID Re-attending between 3 & 9 months - Children	233	485	48.0%	47.1%	45.8%	57.4%
% of FP17s for the same patient ID Re-attending between 3 & 9 months - Adults	474	1,359	34.9%	37.7%	37.6%	50.5%
% of FP17s for Band 1 Urgent Courses	260	1,585	16.4%	10.1%	10.6%	9.1%
% of FP17s Relating to Free Repair or Replacements	6	1,585	0.4%	0.6%	0.6%	0.8%
% of FP17s Relating to Continuations	26	1,585	1.6%	1.1%	0.9%	1.3%
% of Patients satisfied with the dentistry they have received	0	1	N/A	90.5%	90.2%	93.2%
% of Patients satisfied with the time they had to wait for an appointment	1	1	N/A	85.8%	83.8%	89.0%

* This is based on patients treated on this contract for their most recent course of treatment. Figures in italics indicate the base number of FP17s or Patient Questionnaire responses are less than 100. N/A is shown where the base number of responses is less than 10 during the period. % is calculated as Quantity/Base number*100

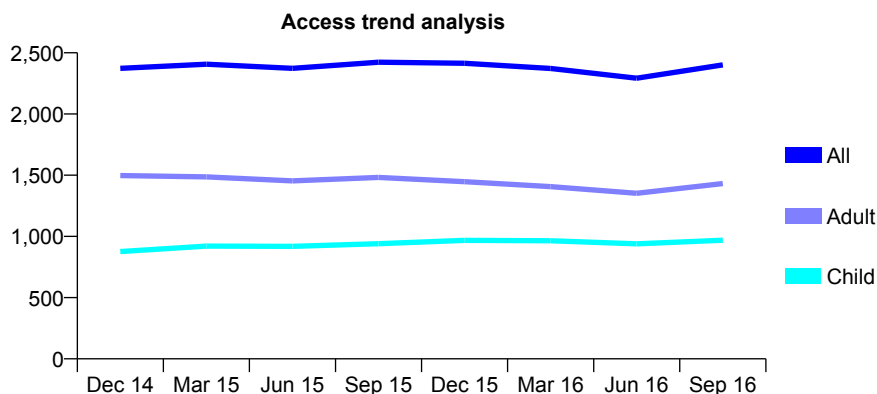
Q63 - Vital Signs At a Glance Contract Report for 338664/0001 - September 2016

Name or company name	MR MR POURREZA JORSHARI
Contract type name	GDS Contract
Purpose of contract	General
Contract start date	01/04/2006
Contract end date	

16/17 Contracted general activity (UDA)	6,890
Carry forward general activity (UDA)	0
16/17 Contracted orthodontic activity (UOA)	0
Carry forward orthodontic activity (UOA)	0
Baseline contract value	£217,292.99

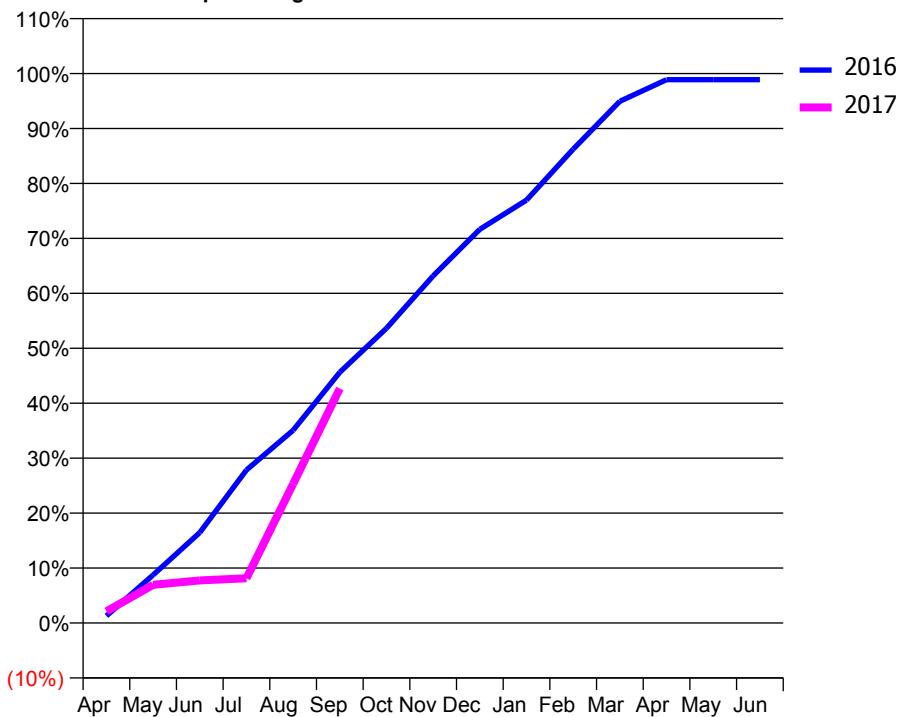
ACCESS*

Patients seen in 24 months	Total	Change since previous quarter
Quarter ending September 2015	2,423	
Quarter ending December 2015	2,415	→
Quarter ending March 2016	2,372	↓
Quarter ending June 2016	2,292	↓
Quarter ending September 2016	2,401	↑
Variance since September 2015	(0.9%)	→



ACTIVITY

Cumulative percentage of contracted UDA delivered 2016 & 2017



Adjusted Scheduled Activity (UDA)

Month	2016	2017
April	89	147
May	602	479
June	1,134	534
July	1,918	561
August	2,417	1,744
September	3,144	2,941
October	3,696	
November	4,354	
December	4,937	
January	5,302	
February	5,941	
March	6,542	
April	6,813	
May	6,813	
June	6,813	

QUALITY

	Quantity	Base Number	Contract	AT	Region	England
% of FP17s for the same patient ID Re-attending within 3 months - Children	42	473	8.9%	10.4%	11.8%	12.4%
% of FP17s for the same patient ID Re-attending within 3 months - Adults	91	630	14.4%	15.9%	17.1%	16.7%
% of FP17s for the same patient ID Re-attending between 3 & 9 months - Children	147	473	31.1%	47.1%	45.8%	57.4%
% of FP17s for the same patient ID Re-attending between 3 & 9 months - Adults	148	630	23.5%	37.7%	37.6%	50.5%
% of FP17s for Band 1 Urgent Courses	106	1,001	10.6%	10.1%	10.6%	9.1%
% of FP17s Relating to Free Repair or Replacements	1	1,001	0.1%	0.6%	0.6%	0.8%
% of FP17s Relating to Continuations	2	1,001	0.2%	1.1%	0.9%	1.3%
% of Patients satisfied with the dentistry they have received	3	3	N/A	90.5%	90.2%	93.2%
% of Patients satisfied with the time they had to wait for an appointment	3	3	N/A	85.8%	83.8%	89.0%

* This is based on patients treated on this contract for their most recent course of treatment. Figures in italics indicate the base number of FP17s or Patient Questionnaire responses are less than 100. N/A is shown where the base number of responses is less than 10 during the period. % is calculated as Quantity/Base number*100

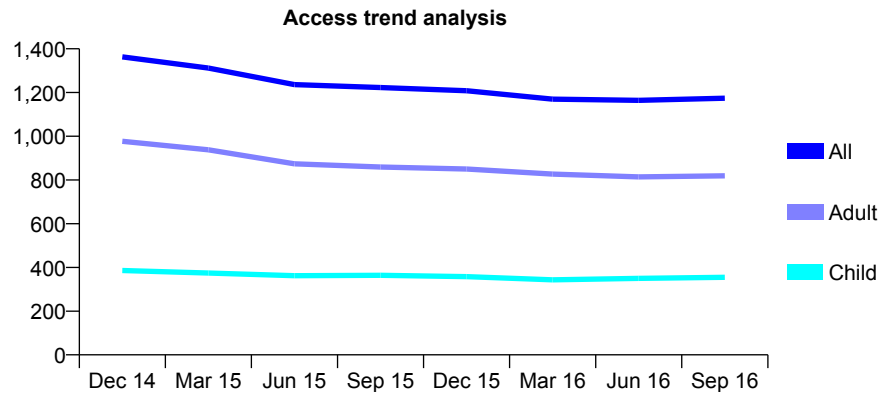
Q63 - Vital Signs At a Glance Contract Report for 338664/0002 - September 2016

Name or company name	MR MR POURREZA JORSHARI
Contract type name	GDS Contract
Purpose of contract	General
Contract start date	01/04/2006
Contract end date	

16/17 Contracted general activity (UDA)	3,547
Carry forward general activity (UDA)	0
16/17 Contracted orthodontic activity (UOA)	0
Carry forward orthodontic activity (UOA)	0
Baseline contract value	£111,297.05

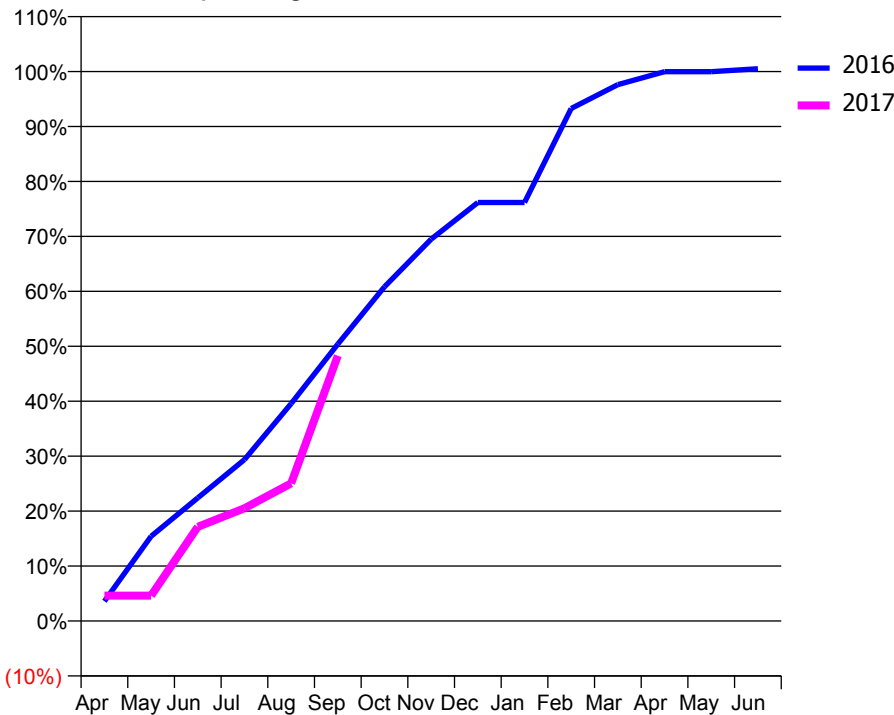
ACCESS*

Patients seen in 24 months	Total	Change since previous quarter
Quarter ending September 2015	1,223	
Quarter ending December 2015	1,208	↓
Quarter ending March 2016	1,170	↓
Quarter ending June 2016	1,164	→
Quarter ending September 2016	1,174	→
Variance since September 2015	(4.0%)	↓



ACTIVITY

Cumulative percentage of contracted UDA delivered 2016 & 2017



Month	Adjusted Scheduled Activity (UDA)	
	2016	2017
April	128	164
May	547	164
June	795	608
July	1,042	728
August	1,403	889
September	1,787	1,713
October	2,157	
November	2,464	
December	2,702	
January	2,702	
February	3,308	
March	3,462	
April	3,546	
May	3,546	
June	3,564	

QUALITY

	Quantity	Base Number	Contract	AT	Region	England
% of FP17s for the same patient ID Re-attending within 3 months - Children	10	179	5.6%	10.4%	11.8%	12.4%
% of FP17s for the same patient ID Re-attending within 3 months - Adults	46	421	10.9%	15.9%	17.1%	16.7%
% of FP17s for the same patient ID Re-attending between 3 & 9 months - Children	38	179	21.2%	47.1%	45.8%	57.4%
% of FP17s for the same patient ID Re-attending between 3 & 9 months - Adults	125	421	29.7%	37.7%	37.6%	50.5%
% of FP17s for Band 1 Urgent Courses	19	555	3.4%	10.1%	10.6%	9.1%
% of FP17s Relating to Free Repair or Replacements	3	555	0.5%	0.6%	0.6%	0.8%
% of FP17s Relating to Continuations	12	555	2.2%	1.1%	0.9%	1.3%
% of Patients satisfied with the dentistry they have received	1	1	N/A	90.5%	90.2%	93.2%
% of Patients satisfied with the time they had to wait for an appointment	1	1	N/A	85.8%	83.8%	89.0%

* This is based on patients treated on this contract for their most recent course of treatment. Figures in italics indicate the base number of FP17s or Patient Questionnaire responses are less than 100. N/A is shown where the base number of responses is less than 10 during the period. % is calculated as Quantity/Base number*100

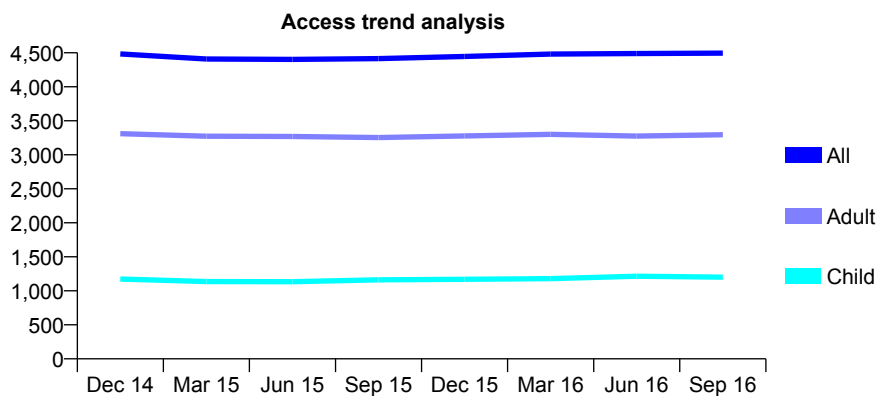
Q63 - Vital Signs At a Glance Contract Report for 339679/0001 - September 2016

Name or company name	MR H GHODS
Contract type name	GDS Contract
Purpose of contract	General
Contract start date	01/04/2006
Contract end date	

16/17 Contracted general activity (UDA)	18,267
Carry forward general activity (UDA)	1,073
16/17 Contracted orthodontic activity (UOA)	0
Carry forward orthodontic activity (UOA)	0
Baseline contract value	£537,973.85

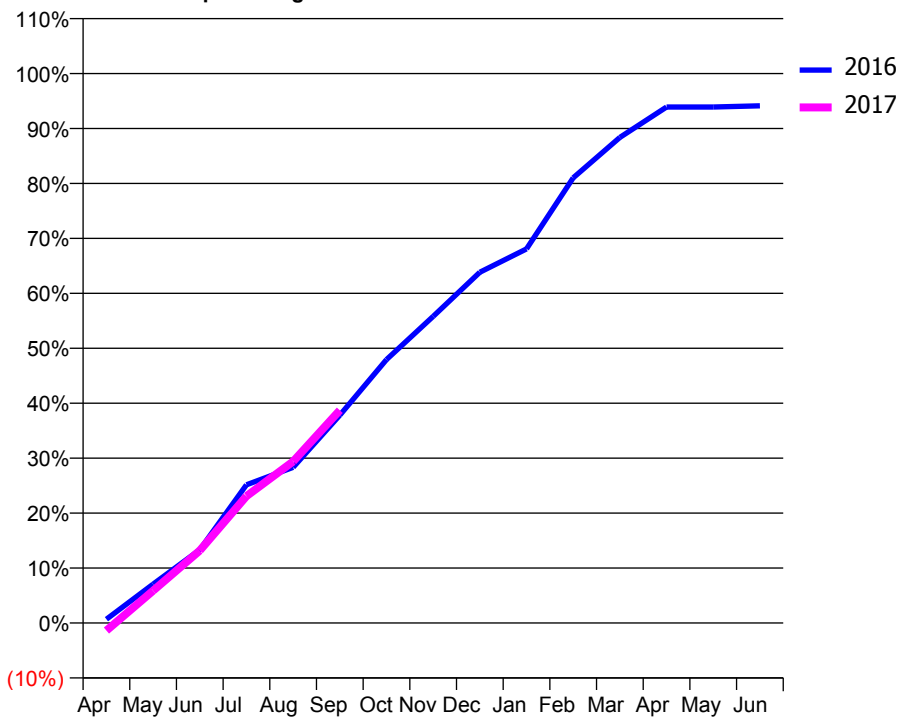
ACCESS*

Patients seen in 24 months	Total	Change since previous quarter
Quarter ending September 2015	4,415	
Quarter ending December 2015	4,446	→
Quarter ending March 2016	4,481	→
Quarter ending June 2016	4,490	→
Quarter ending September 2016	4,496	→
Variance since September 2015	1.8%	→



ACTIVITY

Cumulative percentage of contracted UDA delivered 2016 & 2017



Month	Adjusted Scheduled Activity (UDA)	
	2016	2017
April	126	-254
May	1,293	1,075
June	2,434	2,408
July	4,596	4,218
August	5,174	5,370
September	6,910	7,073
October	8,757	
November	10,195	
December	11,661	
January	12,435	
February	14,800	
March	16,144	
April	17,154	
May	17,154	
June	17,194	

QUALITY

	Quantity	Base Number	Contract	AT	Region	England
% of FP17s for the same patient ID Re-attending within 3 months - Children	55	744	7.4%	10.4%	11.8%	12.4%
% of FP17s for the same patient ID Re-attending within 3 months - Adults	359	1,875	19.1%	15.9%	17.1%	16.7%
% of FP17s for the same patient ID Re-attending between 3 & 9 months - Children	342	744	46.0%	47.1%	45.8%	57.4%
% of FP17s for the same patient ID Re-attending between 3 & 9 months - Adults	689	1,875	36.7%	37.7%	37.6%	50.5%
% of FP17s for Band 1 Urgent Courses	255	2,329	10.9%	10.1%	10.6%	9.1%
% of FP17s Relating to Free Repair or Replacements	26	2,329	1.1%	0.6%	0.6%	0.8%
% of FP17s Relating to Continuations	39	2,329	1.7%	1.1%	0.9%	1.3%
% of Patients satisfied with the dentistry they have received	1	1	N/A	90.5%	90.2%	93.2%
% of Patients satisfied with the time they had to wait for an appointment	1	1	N/A	85.8%	83.8%	89.0%

* This is based on patients treated on this contract for their most recent course of treatment. Figures in italics indicate the base number of FP17s or Patient Questionnaire responses are less than 100. N/A is shown where the base number of responses is less than 10 during the period. % is calculated as Quantity/Base number*100

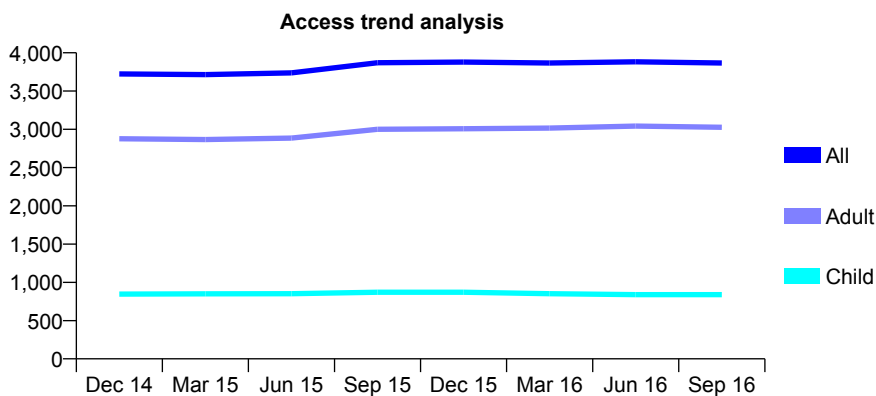
Q63 - Vital Signs At a Glance Contract Report for 340383/0001 - September 2016

Name or company name	MR NC RODRIGUES
Contract type name	GDS Contract
Purpose of contract	General
Contract start date	01/04/2006
Contract end date	

16/17 Contracted general activity (UDA)	10,312
Carry forward general activity (UDA)	0
16/17 Contracted orthodontic activity (UOA)	0
Carry forward orthodontic activity (UOA)	0
Baseline contract value	£326,434.62

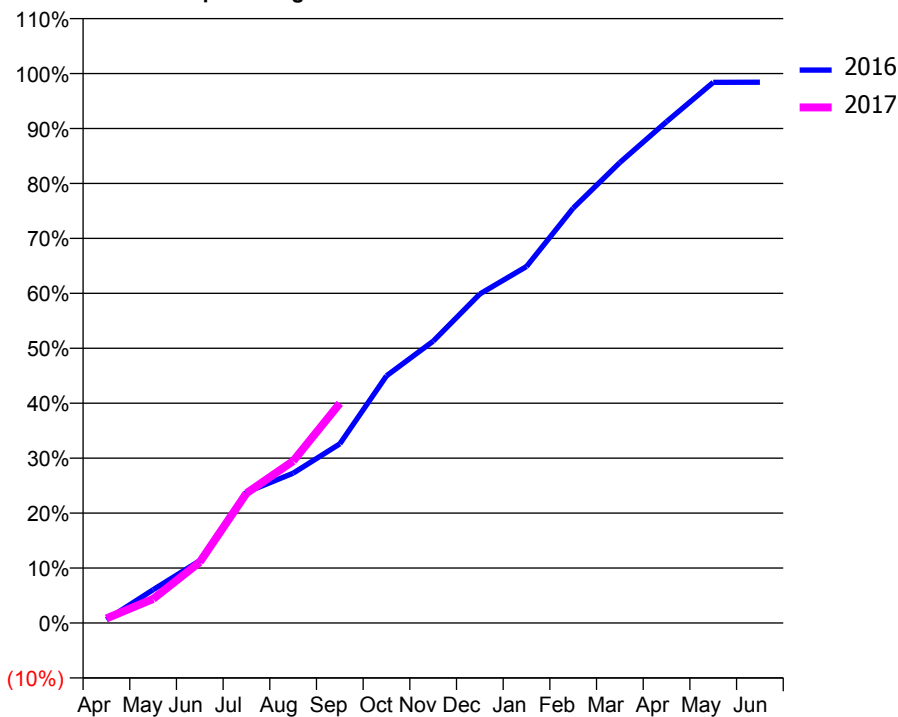
ACCESS*

Patients seen in 24 months	Total	Change since previous quarter
Quarter ending September 2015	3,871	
Quarter ending December 2015	3,878	→
Quarter ending March 2016	3,867	→
Quarter ending June 2016	3,882	→
Quarter ending September 2016	3,867	→
Variance since September 2015	(0.1%)	→



ACTIVITY

Cumulative percentage of contracted UDA delivered 2016 & 2017



Month	Adjusted Scheduled Activity (UDA)	
	2016	2017
April	62	85
May	625	452
June	1,170	1,143
July	2,453	2,435
August	2,812	3,040
September	3,362	4,123
October	4,638	
November	5,288	
December	6,175	
January	6,691	
February	7,786	
March	8,642	
April	9,408	
May	10,147	
June	10,150	

QUALITY

	Quantity	Base Number	Contract	AT	Region	England
% of FP17s for the same patient ID Re-attending within 3 months - Children	5	418	1.2%	10.4%	11.8%	12.4%
% of FP17s for the same patient ID Re-attending within 3 months - Adults	35	1,480	2.4%	15.9%	17.1%	16.7%
% of FP17s for the same patient ID Re-attending between 3 & 9 months - Children	147	418	35.2%	47.1%	45.8%	57.4%
% of FP17s for the same patient ID Re-attending between 3 & 9 months - Adults	520	1,480	35.1%	37.7%	37.6%	50.5%
% of FP17s for Band 1 Urgent Courses	104	1,508	6.9%	10.1%	10.6%	9.1%
% of FP17s Relating to Free Repair or Replacements	1	1,508	0.1%	0.6%	0.6%	0.8%
% of FP17s Relating to Continuations	0	1,508	0.0%	1.1%	0.9%	1.3%
% of Patients satisfied with the dentistry they have received	1	1	N/A	90.5%	90.2%	93.2%
% of Patients satisfied with the time they had to wait for an appointment	1	1	N/A	85.8%	83.8%	89.0%

* This is based on patients treated on this contract for their most recent course of treatment. Figures in italics indicate the base number of FP17s or Patient Questionnaire responses are less than 100. N/A is shown where the base number of responses is less than 10 during the period. % is calculated as Quantity/Base number*100

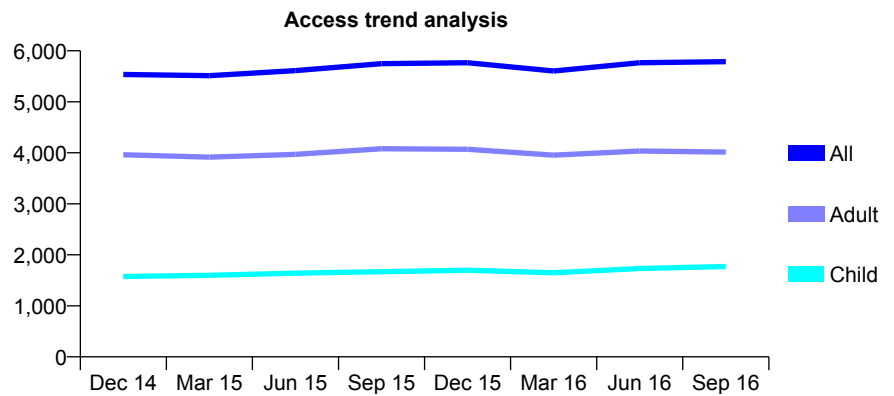
Q63 - Vital Signs At a Glance Contract Report for 340529/0001 - September 2016

Name or company name	MRS K THILLAINATHAN
Contract type name	GDS Contract
Purpose of contract	General
Contract start date	01/04/2006
Contract end date	

16/17 Contracted general activity (UDA)	14,339
Carry forward general activity (UDA)	-33
16/17 Contracted orthodontic activity (UOA)	0
Carry forward orthodontic activity (UOA)	0
Baseline contract value	£348,654.60

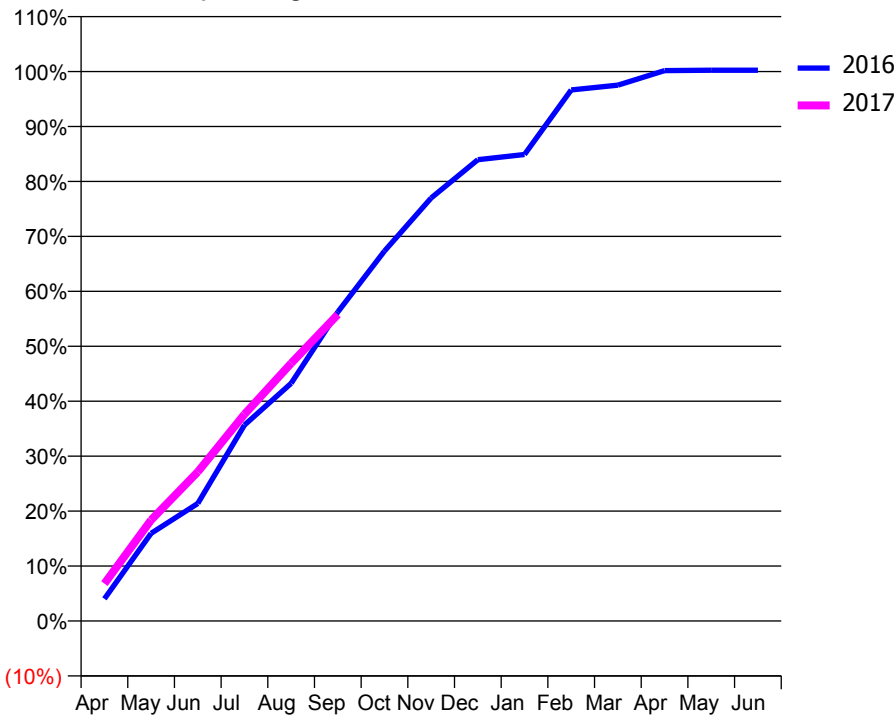
ACCESS*

Patients seen in 24 months	Total	Change since previous quarter
Quarter ending September 2015	5,749	
Quarter ending December 2015	5,766	→
Quarter ending March 2016	5,603	↓
Quarter ending June 2016	5,767	↑
Quarter ending September 2016	5,787	→
Variance since September 2015	0.7%	→



ACTIVITY

Cumulative percentage of contracted UDA delivered 2016 & 2017



Month	Adjusted Scheduled Activity (UDA)	
	2016	2017
April	581	977
May	2,286	2,635
June	3,066	3,893
July	5,114	5,395
August	6,202	6,724
September	8,066	7,998
October	9,653	
November	11,041	
December	12,039	
January	12,175	
February	13,859	
March	13,983	
April	14,361	
May	14,372	
June	14,372	

QUALITY

	Quantity	Base Number	Contract	AT	Region	England
% of FP17s for the same patient ID Re-attending within 3 months - Children	121	1,449	8.4%	10.4%	11.8%	12.4%
% of FP17s for the same patient ID Re-attending within 3 months - Adults	342	2,620	13.1%	15.9%	17.1%	16.7%
% of FP17s for the same patient ID Re-attending between 3 & 9 months - Children	784	1,449	54.1%	47.1%	45.8%	57.4%
% of FP17s for the same patient ID Re-attending between 3 & 9 months - Adults	1,087	2,620	41.5%	37.7%	37.6%	50.5%
% of FP17s for Band 1 Urgent Courses	410	3,837	10.7%	10.1%	10.6%	9.1%
% of FP17s Relating to Free Repair or Replacements	16	3,837	0.4%	0.6%	0.6%	0.8%
% of FP17s Relating to Continuations	21	3,837	0.5%	1.1%	0.9%	1.3%
% of Patients satisfied with the dentistry they have received	8	8	N/A	90.5%	90.2%	93.2%
% of Patients satisfied with the time they had to wait for an appointment	8	8	N/A	85.8%	83.8%	89.0%

* This is based on patients treated on this contract for their most recent course of treatment. Figures in italics indicate the base number of FP17s or Patient Questionnaire responses are less than 100. N/A is shown where the base number of responses is less than 10 during the period. % is calculated as Quantity/Base number*100

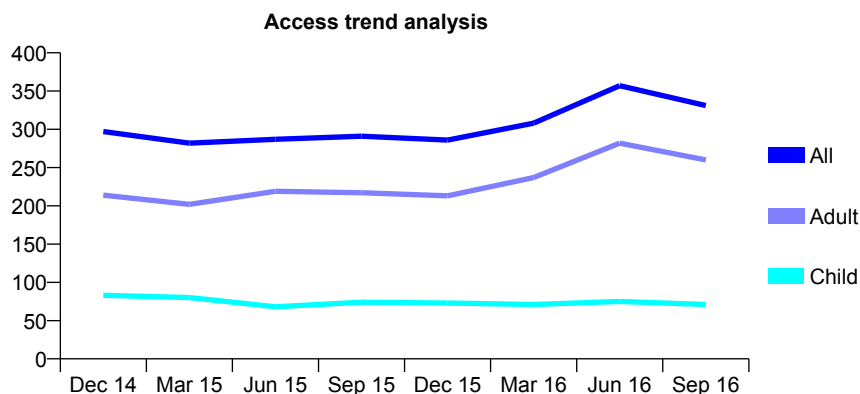
Q63 - Vital Signs At a Glance Contract Report for 340529/0002 - September 2016

Name or company name	MRS K THILLAINATHAN
Contract type name	GDS Contract
Purpose of contract	General
Contract start date	01/04/2006
Contract end date	

16/17 Contracted general activity (UDA)	761
Carry forward general activity (UDA)	4
16/17 Contracted orthodontic activity (UOA)	0
Carry forward orthodontic activity (UOA)	0
Baseline contract value	£26,121.90

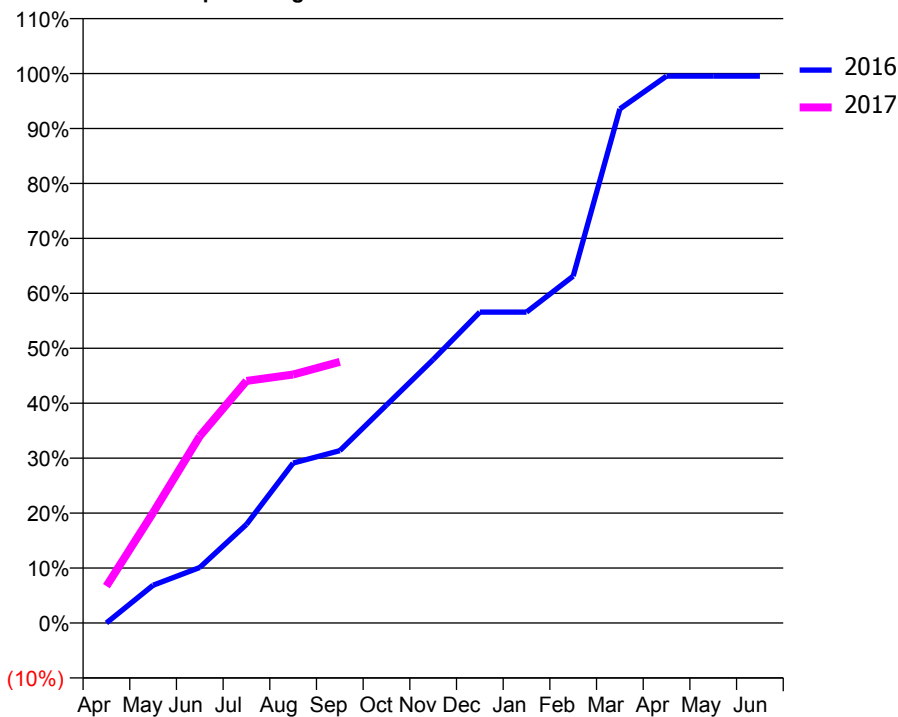
ACCESS*

Patients seen in 24 months	Total	Change since previous quarter
Quarter ending September 2015	291	
Quarter ending December 2015	286	↓
Quarter ending March 2016	308	↑
Quarter ending June 2016	357	↑
Quarter ending September 2016	331	↓
Variance since September 2015	13.7%	↑



ACTIVITY

Cumulative percentage of contracted UDA delivered 2016 & 2017



Month	Adjusted Scheduled Activity (UDA)	
	2016	2017
April	0	51
May	52	153
June	77	259
July	137	335
August	222	344
September	239	362
October	302	
November	365	
December	431	
January	431	
February	480	
March	712	
April	757	
May	757	
June	757	

QUALITY

	Quantity	Base Number	Contract	AT	Region	England
% of FP17s for the same patient ID Re-attending within 3 months - Children	2	34	5.9%	10.4%	11.8%	12.4%
% of FP17s for the same patient ID Re-attending within 3 months - Adults	16	131	12.2%	15.9%	17.1%	16.7%
% of FP17s for the same patient ID Re-attending between 3 & 9 months - Children	4	34	11.8%	47.1%	45.8%	57.4%
% of FP17s for the same patient ID Re-attending between 3 & 9 months - Adults	9	131	6.9%	37.7%	37.6%	50.5%
% of FP17s for Band 1 Urgent Courses	48	145	33.1%	10.1%	10.6%	9.1%
% of FP17s Relating to Free Repair or Replacements	5	145	3.4%	0.6%	0.6%	0.8%
% of FP17s Relating to Continuations	0	145	0.0%	1.1%	0.9%	1.3%
% of Patients satisfied with the dentistry they have received	0	0	N/A	90.5%	90.2%	93.2%
% of Patients satisfied with the time they had to wait for an appointment	0	0	N/A	85.8%	83.8%	89.0%

* This is based on patients treated on this contract for their most recent course of treatment. Figures in italics indicate the base number of FP17s or Patient Questionnaire responses are less than 100. N/A is shown where the base number of responses is less than 10 during the period. % is calculated as Quantity/Base number*100

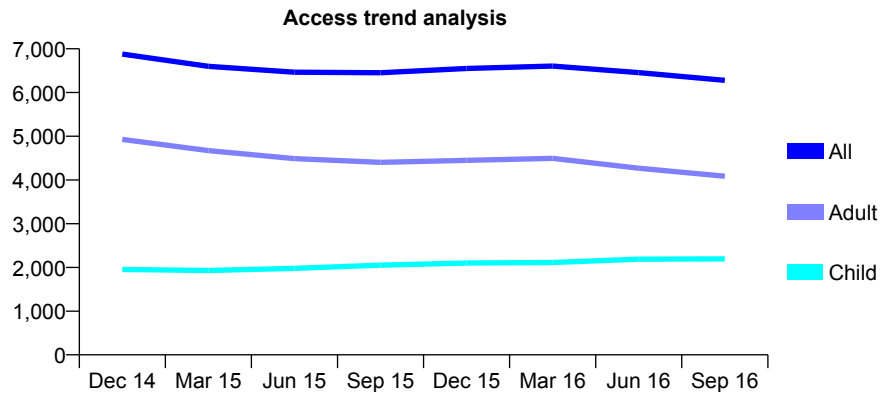
Q63 - Vital Signs At a Glance Contract Report for 341517/0001 - September 2016

Name or company name	MR AR NADJAFI
Contract type name	GDS Contract
Purpose of contract	General
Contract start date	01/04/2006
Contract end date	

16/17 Contracted general activity (UDA)	22,500
Carry forward general activity (UDA)	188
16/17 Contracted orthodontic activity (UOA)	0
Carry forward orthodontic activity (UOA)	0
Baseline contract value	£650,019.96

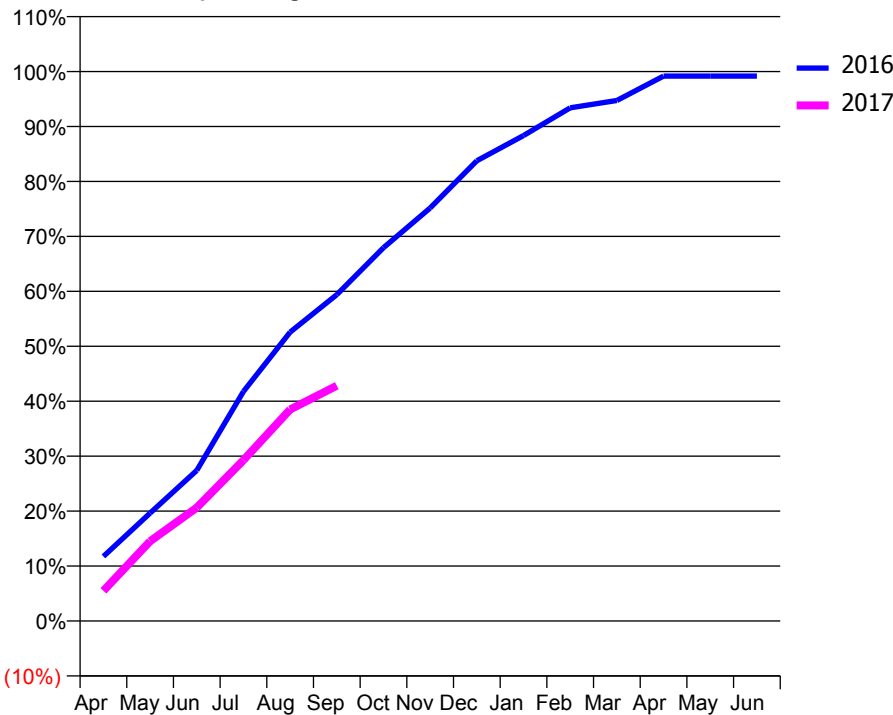
ACCESS*

Patients seen in 24 months	Total	Change since previous quarter
Quarter ending September 2015	6,454	
Quarter ending December 2015	6,549	→
Quarter ending March 2016	6,605	→
Quarter ending June 2016	6,456	↓
Quarter ending September 2016	6,280	↓
Variance since September 2015	(2.7%)	↓



ACTIVITY

Cumulative percentage of contracted UDA delivered 2016 & 2017



Month	Adjusted Scheduled Activity (UDA)	
	2016	2017
April	2,645	1,237
May	4,420	3,265
June	6,166	4,641
July	9,398	6,590
August	11,829	8,661
September	13,361	9,635
October	15,288	
November	16,912	
December	18,846	
January	19,877	
February	21,016	
March	21,311	
April	22,312	
May	22,312	
June	22,312	

QUALITY

	Quantity	Base Number	Contract	AT	Region	England
% of FP17s for the same patient ID Re-attending within 3 months - Children	66	1,452	4.5%	10.4%	11.8%	12.4%
% of FP17s for the same patient ID Re-attending within 3 months - Adults	357	2,008	17.8%	15.9%	17.1%	16.7%
% of FP17s for the same patient ID Re-attending between 3 & 9 months - Children	647	1,452	44.6%	47.1%	45.8%	57.4%
% of FP17s for the same patient ID Re-attending between 3 & 9 months - Adults	708	2,008	35.3%	37.7%	37.6%	50.5%
% of FP17s for Band 1 Urgent Courses	282	3,117	9.0%	10.1%	10.6%	9.1%
% of FP17s Relating to Free Repair or Replacements	18	3,117	0.6%	0.6%	0.6%	0.8%
% of FP17s Relating to Continuations	6	3,117	0.2%	1.1%	0.9%	1.3%
% of Patients satisfied with the dentistry they have received	2	3	N/A	90.5%	90.2%	93.2%
% of Patients satisfied with the time they had to wait for an appointment	1	3	N/A	85.8%	83.8%	89.0%

* This is based on patients treated on this contract for their most recent course of treatment. Figures in italics indicate the base number of FP17s or Patient Questionnaire responses are less than 100. N/A is shown where the base number of responses is less than 10 during the period. % is calculated as Quantity/Base number*100

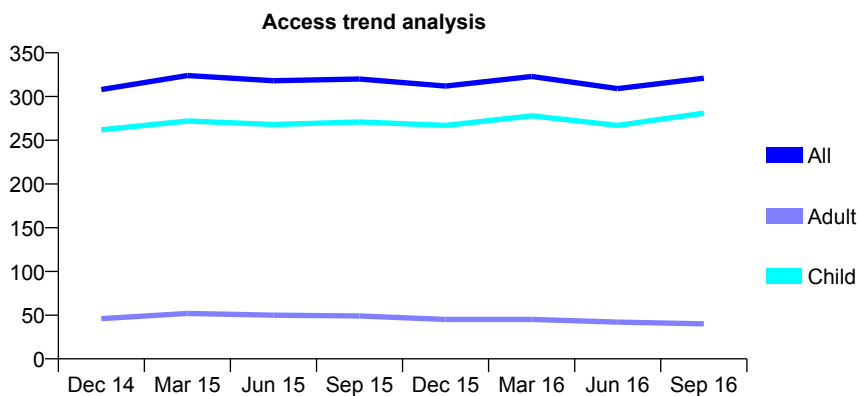
Q63 - Vital Signs At a Glance Contract Report for 342130/0001 - September 2016

Name or company name	MR SA SIMPSON
Contract type name	GDS Contract
Purpose of contract	General
Contract start date	01/04/2006
Contract end date	

16/17 Contracted general activity (UDA)	435
Carry forward general activity (UDA)	-4
16/17 Contracted orthodontic activity (UOA)	0
Carry forward orthodontic activity (UOA)	0
Baseline contract value	£10,412.33

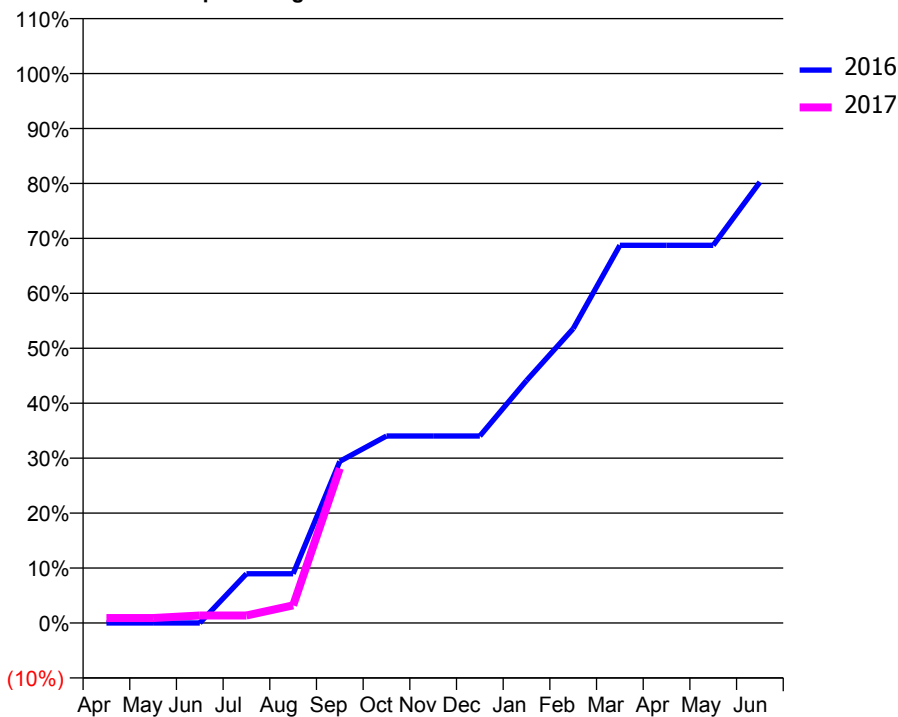
ACCESS*

Patients seen in 24 months	Total	Change since previous quarter
Quarter ending September 2015	320	
Quarter ending December 2015	312	↓
Quarter ending March 2016	323	↑
Quarter ending June 2016	309	↓
Quarter ending September 2016	321	↑
Variance since September 2015	0.3%	→



ACTIVITY

Cumulative percentage of contracted UDA delivered 2016 & 2017



Adjusted Scheduled Activity (UDA)

Month	2016	2017
April	0	4
May	0	4
June	0	6
July	39	6
August	39	14
September	128	122
October	148	
November	148	
December	148	
January	192	
February	233	
March	299	
April	299	
May	299	
June	349	

QUALITY

	Quantity	Base Number	Contract	AT	Region	England
% of FP17s for the same patient ID Re-attending within 3 months - Children	2	163	1.2%	10.4%	11.8%	12.4%
% of FP17s for the same patient ID Re-attending within 3 months - Adults	2	19	<i>10.5%</i>	15.9%	17.1%	16.7%
% of FP17s for the same patient ID Re-attending between 3 & 9 months - Children	75	163	46.0%	47.1%	45.8%	57.4%
% of FP17s for the same patient ID Re-attending between 3 & 9 months - Adults	6	19	31.6%	37.7%	37.6%	50.5%
% of FP17s for Band 1 Urgent Courses	2	123	1.6%	10.1%	10.6%	9.1%
% of FP17s Relating to Free Repair or Replacements	0	123	0.0%	0.6%	0.6%	0.8%
% of FP17s Relating to Continuations	0	123	0.0%	1.1%	0.9%	1.3%
% of Patients satisfied with the dentistry they have received	0	0	N/A	90.5%	90.2%	93.2%
% of Patients satisfied with the time they had to wait for an appointment	0	0	N/A	85.8%	83.8%	89.0%

* This is based on patients treated on this contract for their most recent course of treatment. Figures in italics indicate the base number of FP17s or Patient Questionnaire responses are less than 100. N/A is shown where the base number of responses is less than 10 during the period. % is calculated as Quantity/Base number*100

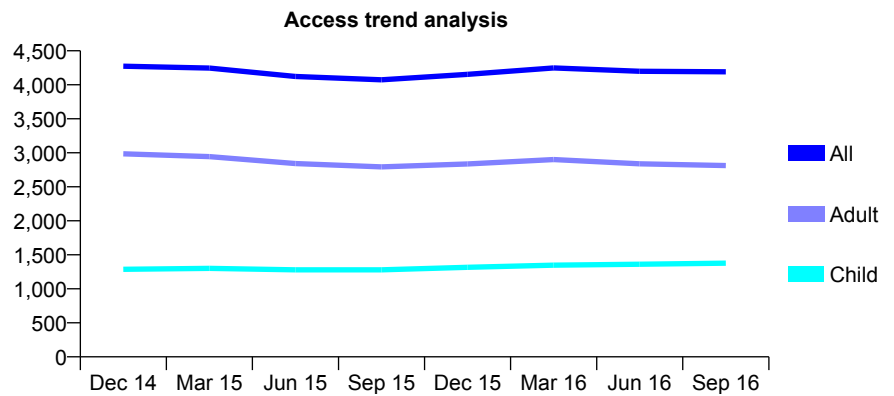
Q63 - Vital Signs At a Glance Contract Report for 345725/0001 - September 2016

Name or company name	DR OO AJANAKU
Contract type name	GDS Contract
Purpose of contract	General
Contract start date	01/04/2006
Contract end date	

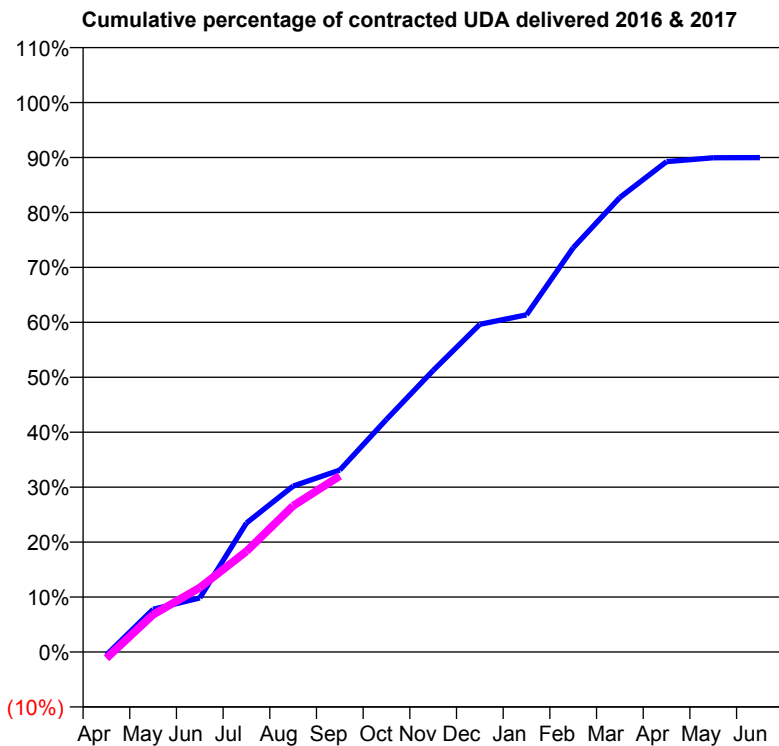
16/17 Contracted general activity (UDA)	13,100
Carry forward general activity (UDA)	468
16/17 Contracted orthodontic activity (UOA)	0
Carry forward orthodontic activity (UOA)	0
Baseline contract value	£404,988.08

ACCESS*

Patients seen in 24 months	Total	Change since previous quarter
Quarter ending September 2015	4,073	
Quarter ending December 2015	4,154	→
Quarter ending March 2016	4,248	↑
Quarter ending June 2016	4,199	↓
Quarter ending September 2016	4,191	→
Variance since September 2015	2.9%	↑



ACTIVITY



Month	Adjusted Scheduled Activity (UDA)	
	2016	2017
April	-72	-150
May	1,018	892
June	1,291	1,533
July	3,076	2,402
August	3,956	3,486
September	4,338	4,198
October	5,544	
November	6,712	
December	7,813	
January	8,038	
February	9,638	
March	10,836	
April	11,691	
May	11,784	
June	11,785	

QUALITY

	Quantity	Base Number	Contract	AT	Region	England
% of FP17s for the same patient ID Re-attending within 3 months - Children	59	691	8.5%	10.4%	11.8%	12.4%
% of FP17s for the same patient ID Re-attending within 3 months - Adults	268	1,418	18.9%	15.9%	17.1%	16.7%
% of FP17s for the same patient ID Re-attending between 3 & 9 months - Children	273	691	39.5%	47.1%	45.8%	57.4%
% of FP17s for the same patient ID Re-attending between 3 & 9 months - Adults	422	1,418	29.8%	37.7%	37.6%	50.5%
% of FP17s for Band 1 Urgent Courses	120	1,789	6.7%	10.1%	10.6%	9.1%
% of FP17s Relating to Free Repair or Replacements	23	1,789	1.3%	0.6%	0.6%	0.8%
% of FP17s Relating to Continuations	31	1,789	1.7%	1.1%	0.9%	1.3%
% of Patients satisfied with the dentistry they have received	2	2	N/A	90.5%	90.2%	93.2%
% of Patients satisfied with the time they had to wait for an appointment	2	2	N/A	85.8%	83.8%	89.0%

* This is based on patients treated on this contract for their most recent course of treatment. Figures in italics indicate the base number of FP17s or Patient Questionnaire responses are less than 100. N/A is shown where the base number of responses is less than 10 during the period. % is calculated as Quantity/Base number*100

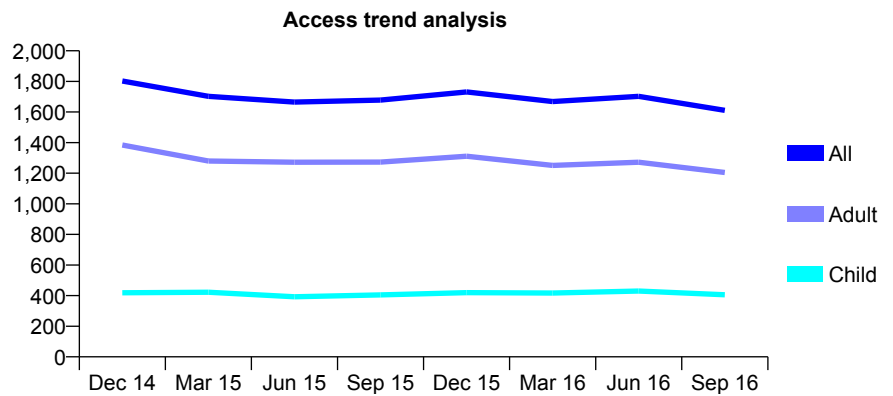
Q63 - Vital Signs At a Glance Contract Report for 346268/0001 - September 2016

Name or company name	MR M NEKOUJ
Contract type name	GDS Contract
Purpose of contract	General
Contract start date	01/04/2006
Contract end date	

16/17 Contracted general activity (UDA)	4,910
Carry forward general activity (UDA)	-70
16/17 Contracted orthodontic activity (UOA)	0
Carry forward orthodontic activity (UOA)	0
Baseline contract value	£134,110.68

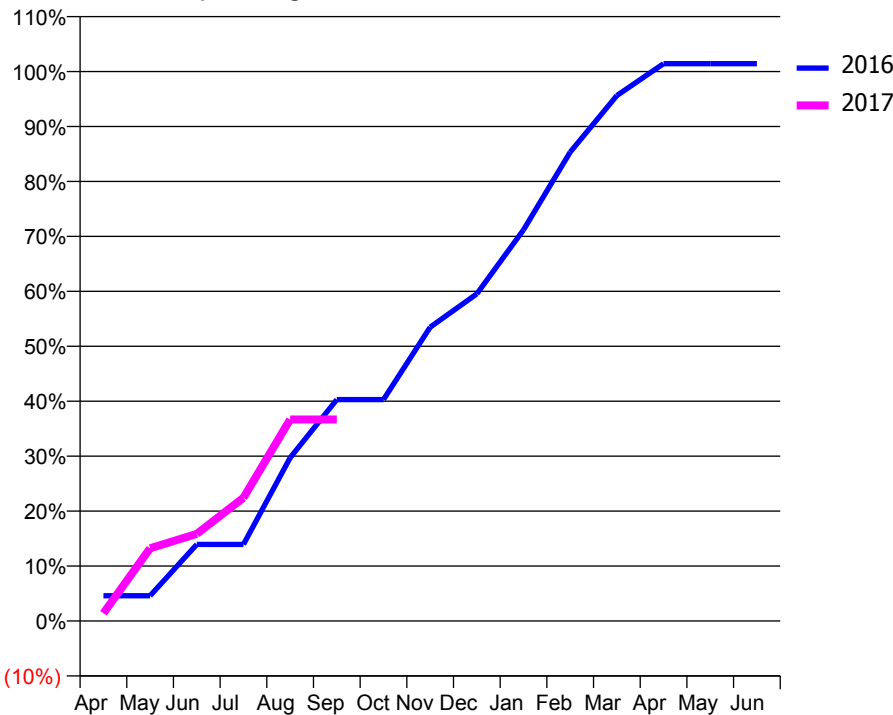
ACCESS*

Patients seen in 24 months	Total	Change since previous quarter
Quarter ending September 2015	1,678	
Quarter ending December 2015	1,731	↑
Quarter ending March 2016	1,668	↓
Quarter ending June 2016	1,702	↑
Quarter ending September 2016	1,611	↓
Variance since September 2015	(4.0%)	↓



ACTIVITY

Cumulative percentage of contracted UDA delivered 2016 & 2017



Month	Adjusted Scheduled Activity (UDA)	
	2016	2017
April	225	70
May	225	650
June	685	778
July	685	1,102
August	1,459	1,800
September	1,979	1,800
October	1,979	
November	2,626	
December	2,923	
January	3,495	
February	4,190	
March	4,695	
April	4,980	
May	4,980	
June	4,980	

QUALITY

	Quantity	Base Number	Contract	AT	Region	England
% of FP17s for the same patient ID Re-attending within 3 months - Children	7	174	4.0%	10.4%	11.8%	12.4%
% of FP17s for the same patient ID Re-attending within 3 months - Adults	12	425	2.8%	15.9%	17.1%	16.7%
% of FP17s for the same patient ID Re-attending between 3 & 9 months - Children	55	174	31.6%	47.1%	45.8%	57.4%
% of FP17s for the same patient ID Re-attending between 3 & 9 months - Adults	124	425	29.2%	37.7%	37.6%	50.5%
% of FP17s for Band 1 Urgent Courses	17	542	3.1%	10.1%	10.6%	9.1%
% of FP17s Relating to Free Repair or Replacements	0	542	0.0%	0.6%	0.6%	0.8%
% of FP17s Relating to Continuations	2	542	0.4%	1.1%	0.9%	1.3%
% of Patients satisfied with the dentistry they have received	0	0	N/A	90.5%	90.2%	93.2%
% of Patients satisfied with the time they had to wait for an appointment	0	0	N/A	85.8%	83.8%	89.0%

* This is based on patients treated on this contract for their most recent course of treatment. Figures in italics indicate the base number of FP17s or Patient Questionnaire responses are less than 100. N/A is shown where the base number of responses is less than 10 during the period. % is calculated as Quantity/Base number*100

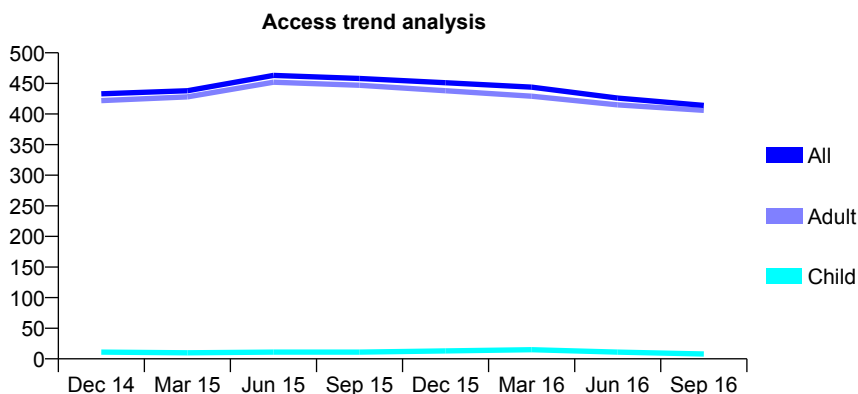
Q63 - Vital Signs At a Glance Contract Report for 354325/0003 - September 2016

Name or company name	MS VN EGEMONYE
Contract type name	PDS Contract
Purpose of contract	General
Contract start date	28/03/2011
Contract end date	31/03/2017

16/17 Contracted general activity (UDA)	1,164
Carry forward general activity (UDA)	0
16/17 Contracted orthodontic activity (UOA)	0
Carry forward orthodontic activity (UOA)	0
Baseline contract value	£61,290.71

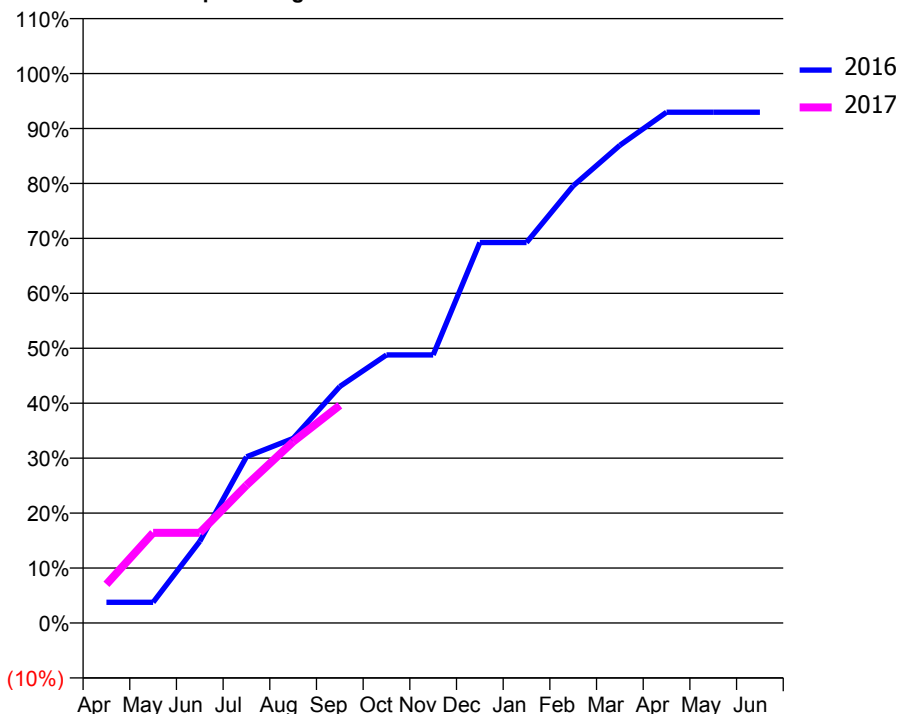
ACCESS*

Patients seen in 24 months	Total	Change since previous quarter
Quarter ending September 2015	458	
Quarter ending December 2015	451	↓
Quarter ending March 2016	444	↓
Quarter ending June 2016	426	↓
Quarter ending September 2016	414	↓
Variance since September 2015	(9.6%)	↓



ACTIVITY

Cumulative percentage of contracted UDA delivered 2016 & 2017



Adjusted Scheduled Activity (UDA)

Month	2016	2017
April	44	82
May	44	191
June	173	191
July	352	292
August	391	384
September	501	461
October	568	
November	568	
December	806	
January	806	
February	926	
March	1,012	
April	1,082	
May	1,082	
June	1,082	

QUALITY

	Quantity	Base Number	Contract	AT	Region	England
% of FP17s for the same patient ID Re-attending within 3 months - Children	0	1	0.0%	10.4%	11.8%	12.4%
% of FP17s for the same patient ID Re-attending within 3 months - Adults	0	167	0.0%	15.9%	17.1%	16.7%
% of FP17s for the same patient ID Re-attending between 3 & 9 months - Children	0	1	0.0%	47.1%	45.8%	57.4%
% of FP17s for the same patient ID Re-attending between 3 & 9 months - Adults	1	167	0.6%	37.7%	37.6%	50.5%
% of FP17s for Band 1 Urgent Courses	0	155	0.0%	10.1%	10.6%	9.1%
% of FP17s Relating to Free Repair or Replacements	0	155	0.0%	0.6%	0.6%	0.8%
% of FP17s Relating to Continuations	0	155	0.0%	1.1%	0.9%	1.3%
% of Patients satisfied with the dentistry they have received	0	0	N/A	90.5%	90.2%	93.2%
% of Patients satisfied with the time they had to wait for an appointment	0	0	N/A	85.8%	83.8%	89.0%

* This is based on patients treated on this contract for their most recent course of treatment. Figures in italics indicate the base number of FP17s or Patient Questionnaire responses are less than 100. N/A is shown where the base number of responses is less than 10 during the period. % is calculated as Quantity/Base number*100

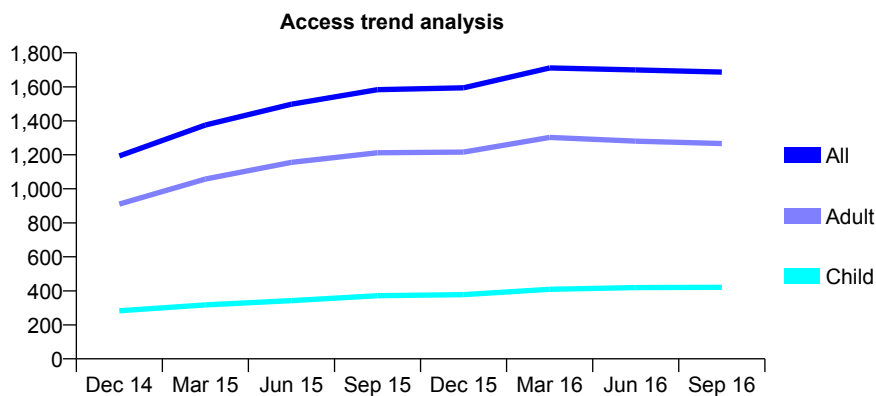
Q63 - Vital Signs At a Glance Contract Report for 360341/0001 - September 2016

Name or company name	MS O SADIQ
Contract type name	GDS Contract
Purpose of contract	General
Contract start date	01/06/2013
Contract end date	

16/17 Contracted general activity (UDA)	4,700
Carry forward general activity (UDA)	0
16/17 Contracted orthodontic activity (UOA)	0
Carry forward orthodontic activity (UOA)	0
Baseline contract value	£159,316.99

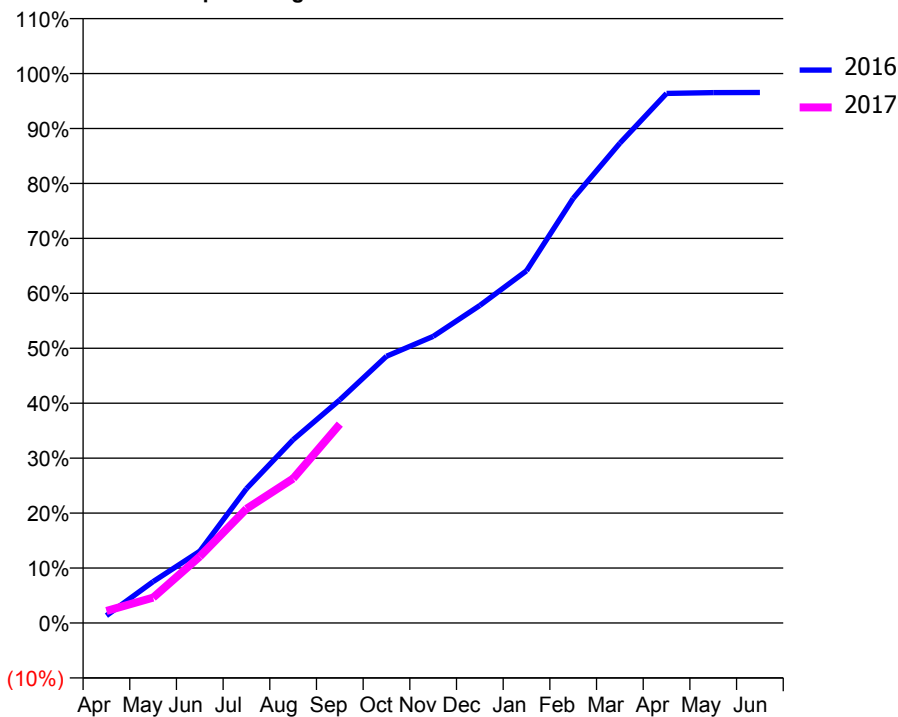
ACCESS*

Patients seen in 24 months	Total	Change since previous quarter
Quarter ending September 2015	1,583	
Quarter ending December 2015	1,594	→
Quarter ending March 2016	1,711	↑
Quarter ending June 2016	1,699	→
Quarter ending September 2016	1,687	→
Variance since September 2015	6.6%	↑



ACTIVITY

Cumulative percentage of contracted UDA delivered 2016 & 2017



Month	Adjusted Scheduled Activity (UDA)	
	2016	2017
April	63	103
May	354	218
June	614	569
July	1,149	977
August	1,568	1,236
September	1,909	1,701
October	2,281	
November	2,451	
December	2,716	
January	3,013	
February	3,632	
March	4,104	
April	4,530	
May	4,536	
June	4,537	

QUALITY

	Quantity	Base Number	Contract	AT	Region	England
% of FP17s for the same patient ID Re-attending within 3 months - Children	14	203	6.9%	10.4%	11.8%	12.4%
% of FP17s for the same patient ID Re-attending within 3 months - Adults	88	572	15.4%	15.9%	17.1%	16.7%
% of FP17s for the same patient ID Re-attending between 3 & 9 months - Children	85	203	41.9%	47.1%	45.8%	57.4%
% of FP17s for the same patient ID Re-attending between 3 & 9 months - Adults	190	572	33.2%	37.7%	37.6%	50.5%
% of FP17s for Band 1 Urgent Courses	38	657	5.8%	10.1%	10.6%	9.1%
% of FP17s Relating to Free Repair or Replacements	6	657	0.9%	0.6%	0.6%	0.8%
% of FP17s Relating to Continuations	33	657	5.0%	1.1%	0.9%	1.3%
% of Patients satisfied with the dentistry they have received	1	1	N/A	90.5%	90.2%	93.2%
% of Patients satisfied with the time they had to wait for an appointment	1	1	N/A	85.8%	83.8%	89.0%

* This is based on patients treated on this contract for their most recent course of treatment. Figures in italics indicate the base number of FP17s or Patient Questionnaire responses are less than 100. N/A is shown where the base number of responses is less than 10 during the period. % is calculated as Quantity/Base number*100

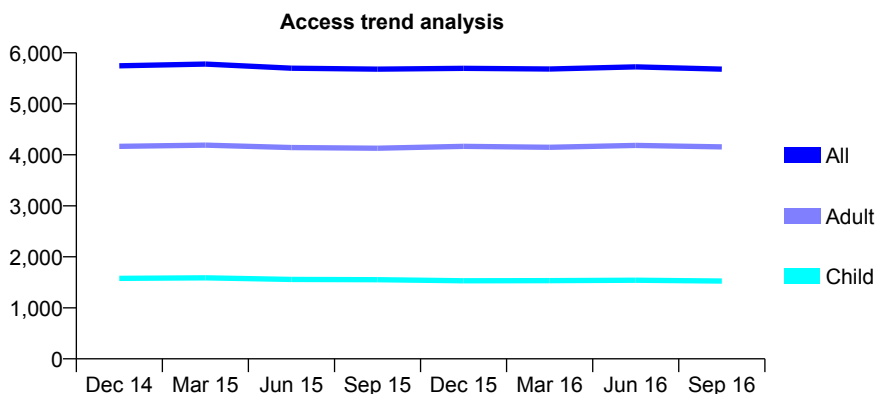
Q63 - Vital Signs At a Glance Contract Report for 361534/0001 - September 2016

Name or company name	MR R JETHA
Contract type name	GDS Contract
Purpose of contract	General
Contract start date	01/02/2011
Contract end date	

16/17 Contracted general activity (UDA)	12,069
Carry forward general activity (UDA)	-12
16/17 Contracted orthodontic activity (UOA)	0
Carry forward orthodontic activity (UOA)	0
Baseline contract value	£270,321.41

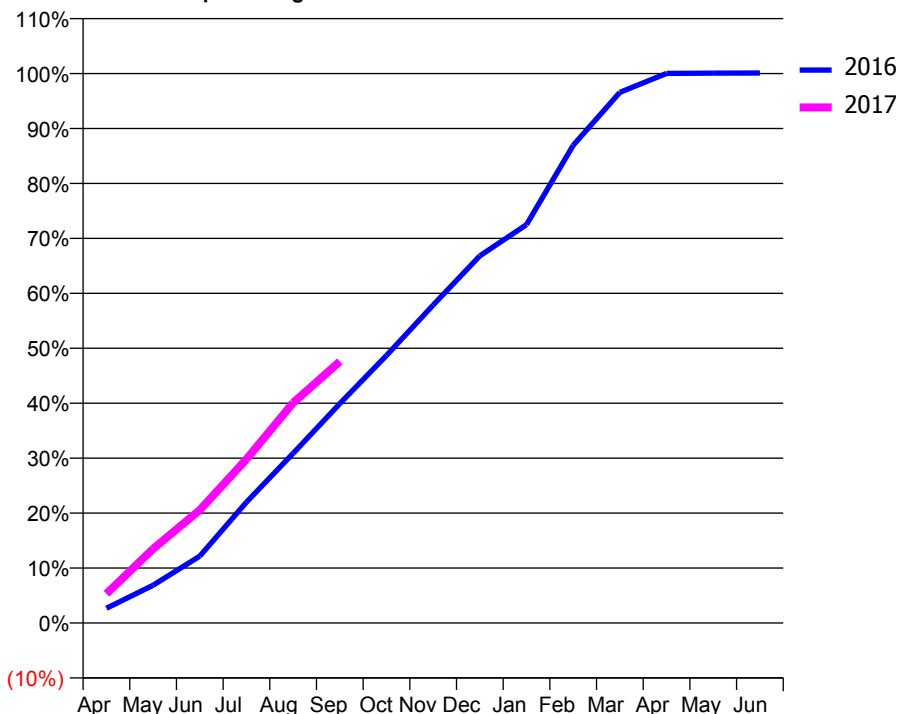
ACCESS*

Patients seen in 24 months	Total	Change since previous quarter
Quarter ending September 2015	5,680	
Quarter ending December 2015	5,695	→
Quarter ending March 2016	5,682	→
Quarter ending June 2016	5,725	→
Quarter ending September 2016	5,680	→
Variance since September 2015	0.0%	→



ACTIVITY

Cumulative percentage of contracted UDA delivered 2016 & 2017



Month	Adjusted Scheduled Activity (UDA)	
	2016	2017
April	324	643
May	830	1,630
June	1,469	2,482
July	2,656	3,599
August	3,728	4,836
September	4,818	5,745
October	5,875	
November	6,985	
December	8,064	
January	8,750	
February	10,492	
March	11,654	
April	12,071	
May	12,077	
June	12,081	

QUALITY

	Quantity	Base Number	Contract	AT	Region	England
% of FP17s for the same patient ID Re-attending within 3 months - Children	92	1,249	7.4%	10.4%	11.8%	12.4%
% of FP17s for the same patient ID Re-attending within 3 months - Adults	455	2,876	15.8%	15.9%	17.1%	16.7%
% of FP17s for the same patient ID Re-attending between 3 & 9 months - Children	841	1,249	67.3%	47.1%	45.8%	57.4%
% of FP17s for the same patient ID Re-attending between 3 & 9 months - Adults	1,496	2,876	52.0%	37.7%	37.6%	50.5%
% of FP17s for Band 1 Urgent Courses	340	3,585	9.5%	10.1%	10.6%	9.1%
% of FP17s Relating to Free Repair or Replacements	36	3,585	1.0%	0.6%	0.6%	0.8%
% of FP17s Relating to Continuations	27	3,585	0.8%	1.1%	0.9%	1.3%
% of Patients satisfied with the dentistry they have received	5	5	N/A	90.5%	90.2%	93.2%
% of Patients satisfied with the time they had to wait for an appointment	5	5	N/A	85.8%	83.8%	89.0%

* This is based on patients treated on this contract for their most recent course of treatment. Figures in italics indicate the base number of FP17s or Patient Questionnaire responses are less than 100. N/A is shown where the base number of responses is less than 10 during the period. % is calculated as Quantity/Base number*100

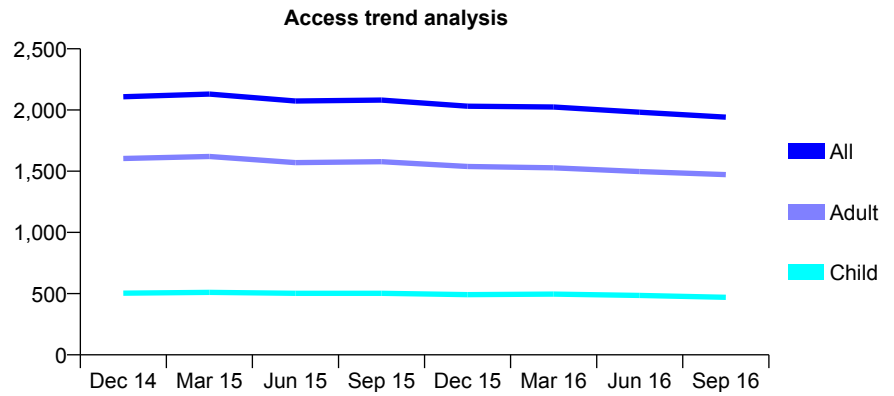
Q63 - Vital Signs At a Glance Contract Report for 381608/0002 - September 2016

Name or company name	Battersea Bridge Dental Practice
Contract type name	GDS Contract
Purpose of contract	General
Contract start date	02/10/2008
Contract end date	

16/17 Contracted general activity (UDA)	9,674
Carry forward general activity (UDA)	0
16/17 Contracted orthodontic activity (UOA)	0
Carry forward orthodontic activity (UOA)	0
Baseline contract value	£258,235.26

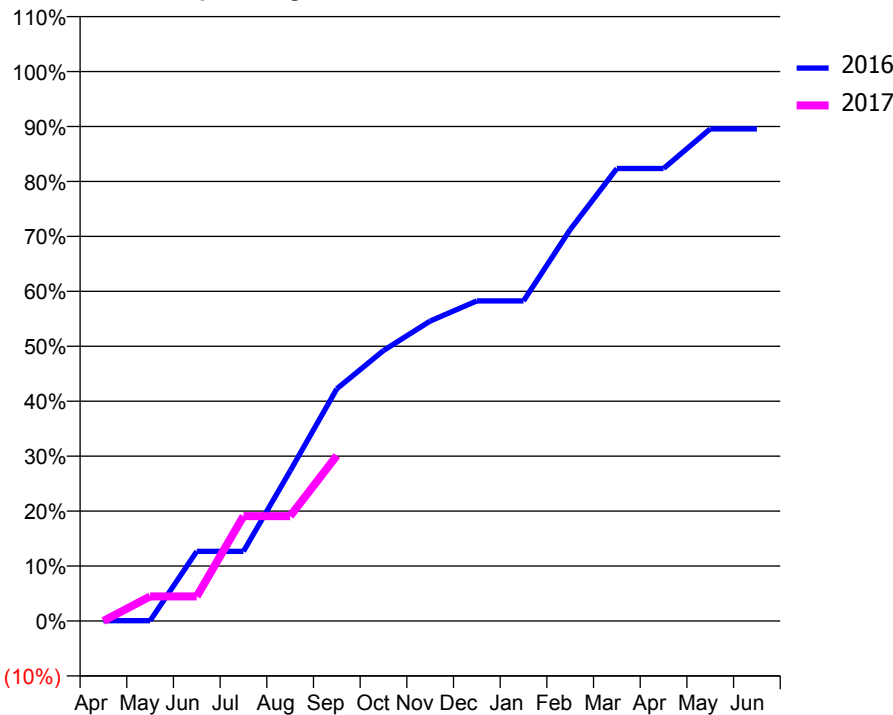
ACCESS*

Patients seen in 24 months	Total	Change since previous quarter
Quarter ending September 2015	2,081	
Quarter ending December 2015	2,031	↓
Quarter ending March 2016	2,024	→
Quarter ending June 2016	1,982	↓
Quarter ending September 2016	1,942	↓
Variance since September 2015	(6.7%)	↓



ACTIVITY

Cumulative percentage of contracted UDA delivered 2016 & 2017



Month	Adjusted Scheduled Activity (UDA)	
	2016	2017
April	5	0
May	5	433
June	1,226	433
July	1,226	1,847
August	2,642	1,847
September	4,089	2,913
October	4,762	
November	5,282	
December	5,634	
January	5,634	
February	6,892	
March	7,967	
April	7,967	
May	8,664	
June	8,664	

QUALITY

	Quantity	Base Number	Contract	AT	Region	England
% of FP17s for the same patient ID Re-attending within 3 months - Children	12	248	4.8%	10.4%	11.8%	12.4%
% of FP17s for the same patient ID Re-attending within 3 months - Adults	234	864	27.1%	15.9%	17.1%	16.7%
% of FP17s for the same patient ID Re-attending between 3 & 9 months - Children	78	248	31.5%	47.1%	45.8%	57.4%
% of FP17s for the same patient ID Re-attending between 3 & 9 months - Adults	252	864	29.2%	37.7%	37.6%	50.5%
% of FP17s for Band 1 Urgent Courses	211	959	22.0%	10.1%	10.6%	9.1%
% of FP17s Relating to Free Repair or Replacements	9	959	0.9%	0.6%	0.6%	0.8%
% of FP17s Relating to Continuations	23	959	2.4%	1.1%	0.9%	1.3%
% of Patients satisfied with the dentistry they have received	4	5	N/A	90.5%	90.2%	93.2%
% of Patients satisfied with the time they had to wait for an appointment	4	5	N/A	85.8%	83.8%	89.0%

* This is based on patients treated on this contract for their most recent course of treatment. Figures in italics indicate the base number of FP17s or Patient Questionnaire responses are less than 100. N/A is shown where the base number of responses is less than 10 during the period. % is calculated as Quantity/Base number*100

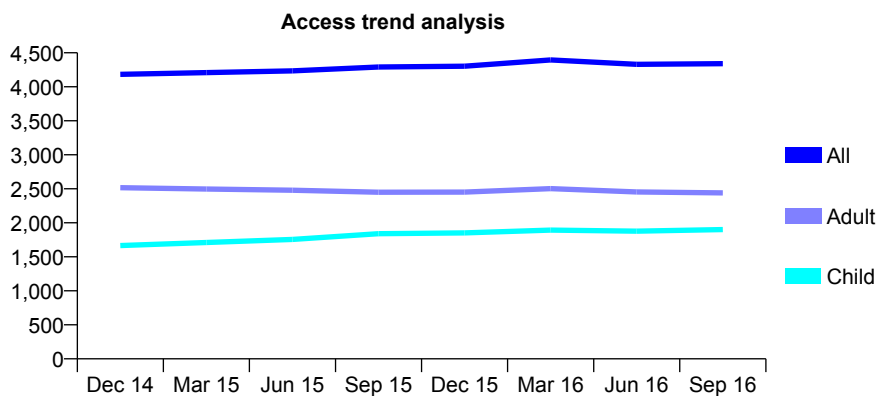
Q63 - Vital Signs At a Glance Contract Report for 390364/0001 - September 2016

Name or company name	Dr Bandlish and Associates
Contract type name	GDS Contract
Purpose of contract	General
Contract start date	01/04/2006
Contract end date	

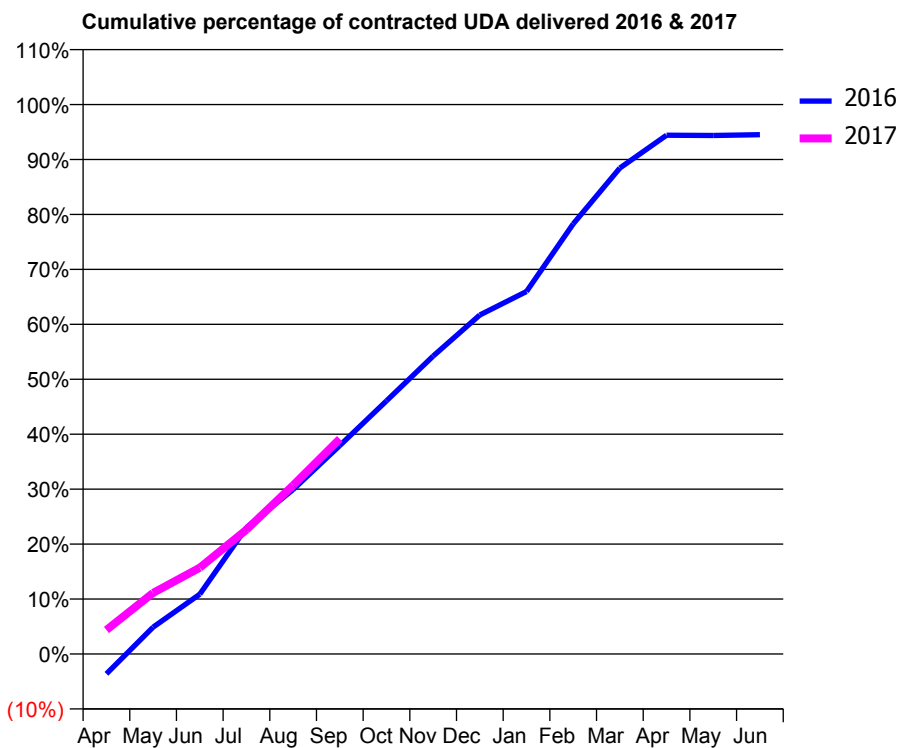
16/17 Contracted general activity (UDA)	13,432
Carry forward general activity (UDA)	0
16/17 Contracted orthodontic activity (UOA)	0
Carry forward orthodontic activity (UOA)	0
Baseline contract value	£341,224.68

ACCESS*

Patients seen in 24 months	Total	Change since previous quarter
Quarter ending September 2015	4,291	
Quarter ending December 2015	4,303	→
Quarter ending March 2016	4,395	↑
Quarter ending June 2016	4,331	↓
Quarter ending September 2016	4,340	→
Variance since September 2015	1.1%	→



ACTIVITY



Month	Adjusted Scheduled Activity (UDA)	
	2016	2017
April	-488	588
May	656	1,495
June	1,463	2,110
July	3,092	3,040
August	4,020	4,124
September	5,096	5,261
October	6,188	
November	7,283	
December	8,288	
January	8,862	
February	10,514	
March	11,880	
April	12,680	
May	12,676	
June	12,695	

QUALITY

	Quantity	Base Number	Contract	AT	Region	England
% of FP17s for the same patient ID Re-attending within 3 months - Children	79	1,195	6.6%	10.4%	11.8%	12.4%
% of FP17s for the same patient ID Re-attending within 3 months - Adults	222	1,395	15.9%	15.9%	17.1%	16.7%
% of FP17s for the same patient ID Re-attending between 3 & 9 months - Children	538	1,195	45.0%	47.1%	45.8%	57.4%
% of FP17s for the same patient ID Re-attending between 3 & 9 months - Adults	567	1,395	40.6%	37.7%	37.6%	50.5%
% of FP17s for Band 1 Urgent Courses	209	2,306	9.1%	10.1%	10.6%	9.1%
% of FP17s Relating to Free Repair or Replacements	0	2,306	0.0%	0.6%	0.6%	0.8%
% of FP17s Relating to Continuations	5	2,306	0.2%	1.1%	0.9%	1.3%
% of Patients satisfied with the dentistry they have received	2	2	N/A	90.5%	90.2%	93.2%
% of Patients satisfied with the time they had to wait for an appointment	2	2	N/A	85.8%	83.8%	89.0%

* This is based on patients treated on this contract for their most recent course of treatment. Figures in italics indicate the base number of FP17s or Patient Questionnaire responses are less than 100. N/A is shown where the base number of responses is less than 10 during the period. % is calculated as Quantity/Base number*100

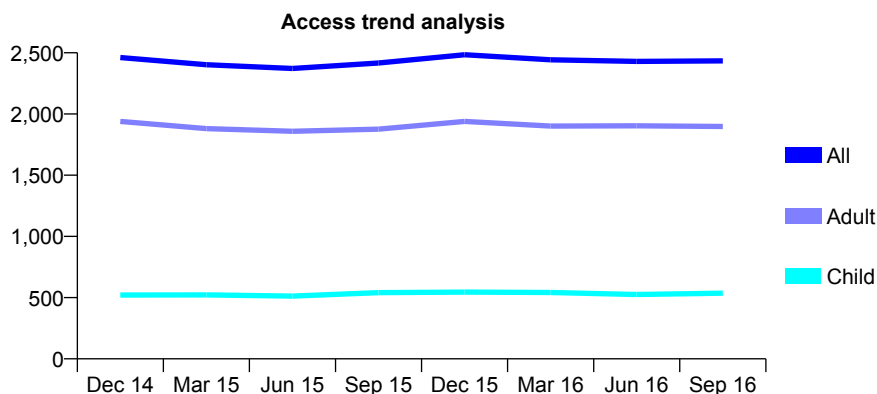
Q63 - Vital Signs At a Glance Contract Report for 394653/0001 - September 2016

Name or company name	MR FE DARTFORD
Contract type name	GDS Contract
Purpose of contract	General
Contract start date	01/05/2007
Contract end date	

16/17 Contracted general activity (UDA)	6,963
Carry forward general activity (UDA)	0
16/17 Contracted orthodontic activity (UOA)	0
Carry forward orthodontic activity (UOA)	0
Baseline contract value	£152,724.64

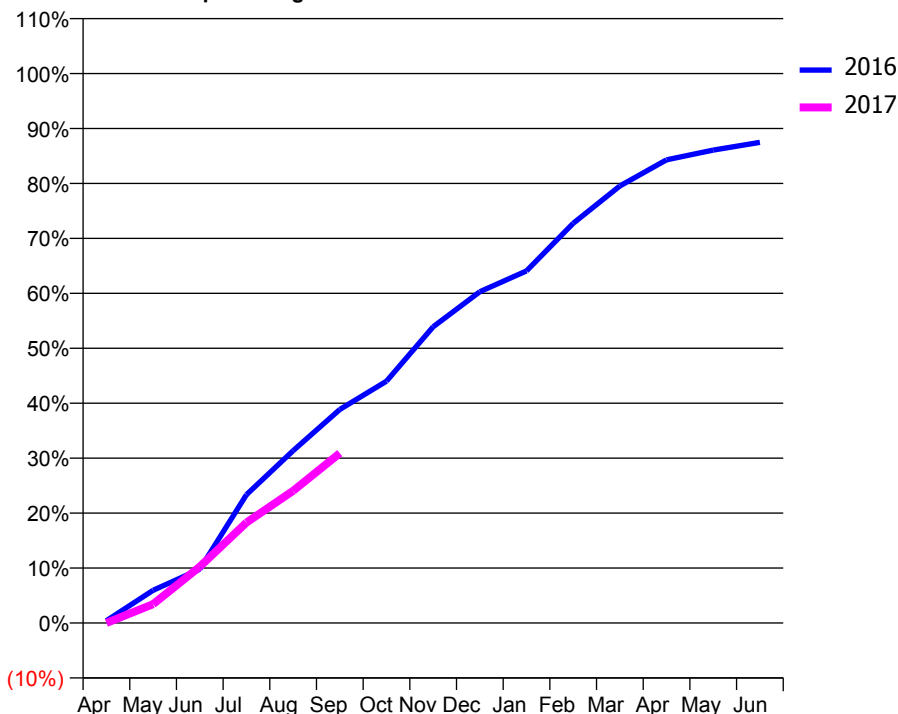
ACCESS*

Patients seen in 24 months	Total	Change since previous quarter
Quarter ending September 2015	2,417	
Quarter ending December 2015	2,484	↑
Quarter ending March 2016	2,443	↓
Quarter ending June 2016	2,430	→
Quarter ending September 2016	2,434	→
Variance since September 2015	0.7%	→



ACTIVITY

Cumulative percentage of contracted UDA delivered 2016 & 2017



Adjusted Scheduled Activity (UDA)

Month	2016	2017
April	30	0
May	415	240
June	681	714
July	1,627	1,273
August	2,184	1,675
September	2,706	2,152
October	3,064	
November	3,754	
December	4,198	
January	4,462	
February	5,066	
March	5,538	
April	5,870	
May	5,993	
June	6,091	

QUALITY

	Quantity	Base Number	Contract	AT	Region	England
% of FP17s for the same patient ID Re-attending within 3 months - Children	12	303	4.0%	10.4%	11.8%	12.4%
% of FP17s for the same patient ID Re-attending within 3 months - Adults	117	1,021	11.5%	15.9%	17.1%	16.7%
% of FP17s for the same patient ID Re-attending between 3 & 9 months - Children	149	303	49.2%	47.1%	45.8%	57.4%
% of FP17s for the same patient ID Re-attending between 3 & 9 months - Adults	436	1,021	42.7%	37.7%	37.6%	50.5%
% of FP17s for Band 1 Urgent Courses	19	1,075	1.8%	10.1%	10.6%	9.1%
% of FP17s Relating to Free Repair or Replacements	0	1,075	0.0%	0.6%	0.6%	0.8%
% of FP17s Relating to Continuations	1	1,075	0.1%	1.1%	0.9%	1.3%
% of Patients satisfied with the dentistry they have received	2	2	N/A	90.5%	90.2%	93.2%
% of Patients satisfied with the time they had to wait for an appointment	2	2	N/A	85.8%	83.8%	89.0%

* This is based on patients treated on this contract for their most recent course of treatment. Figures in italics indicate the base number of FP17s or Patient Questionnaire responses are less than 100. N/A is shown where the base number of responses is less than 10 during the period. % is calculated as Quantity/Base number*100

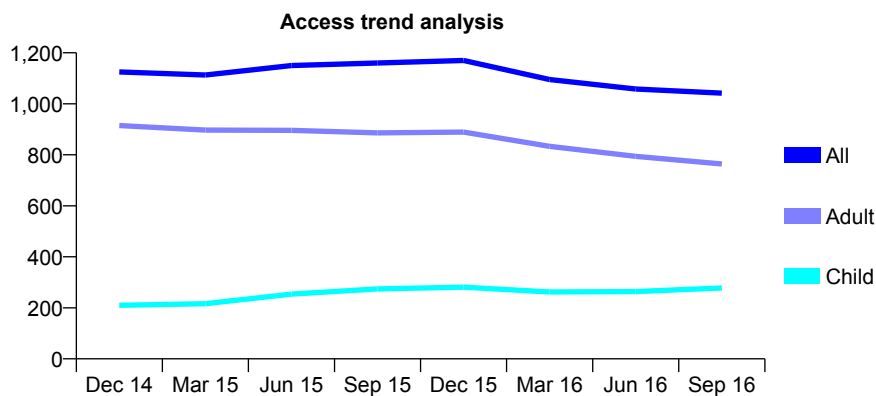
Q63 - Vital Signs At a Glance Contract Report for 395234/0001 - September 2016

Name or company name	MR MZ SHEIKH
Contract type name	GDS Contract
Purpose of contract	General
Contract start date	01/04/2006
Contract end date	

16/17 Contracted general activity (UDA)	2,888
Carry forward general activity (UDA)	-5
16/17 Contracted orthodontic activity (UOA)	0
Carry forward orthodontic activity (UOA)	0
Baseline contract value	£103,336.53

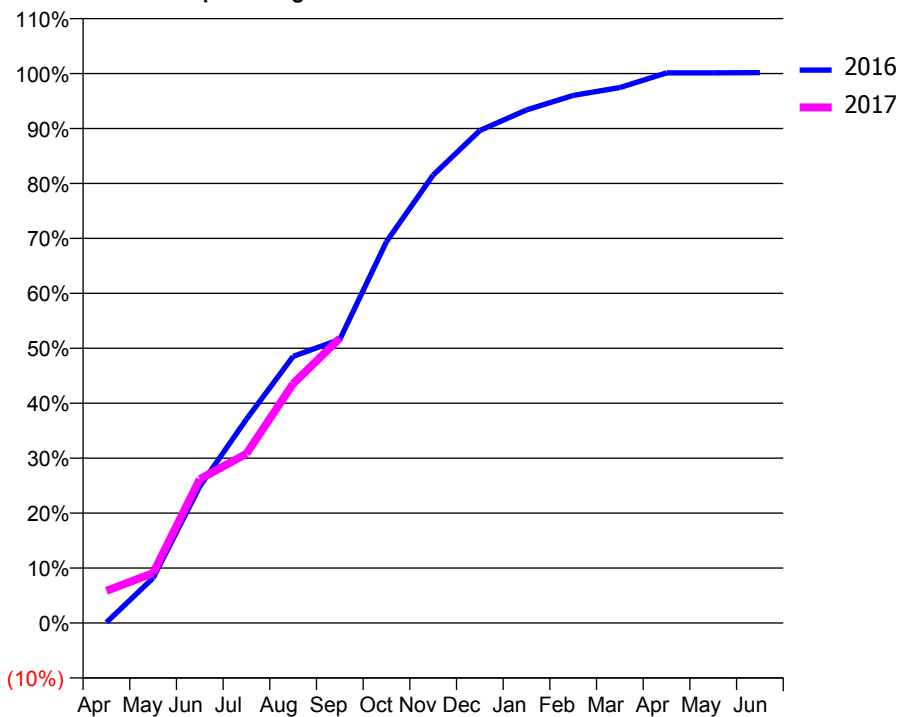
ACCESS*

Patients seen in 24 months	Total	Change since previous quarter
Quarter ending September 2015	1,160	
Quarter ending December 2015	1,170	→
Quarter ending March 2016	1,095	↓
Quarter ending June 2016	1,058	↓
Quarter ending September 2016	1,042	↓
Variance since September 2015	(10.2%)	↓



ACTIVITY

Cumulative percentage of contracted UDA delivered 2016 & 2017



Adjusted Scheduled Activity (UDA)

Month	2016	2017
April	3	169
May	237	262
June	718	756
July	1,071	890
August	1,402	1,257
September	1,490	1,497
October	2,004	
November	2,355	
December	2,588	
January	2,696	
February	2,773	
March	2,814	
April	2,892	
May	2,892	
June	2,893	

QUALITY

	Quantity	Base Number	Contract	AT	Region	England
% of FP17s for the same patient ID Re-attending within 3 months - Children	4	143	2.8%	10.4%	11.8%	12.4%
% of FP17s for the same patient ID Re-attending within 3 months - Adults	26	338	7.7%	15.9%	17.1%	16.7%
% of FP17s for the same patient ID Re-attending between 3 & 9 months - Children	41	143	28.7%	47.1%	45.8%	57.4%
% of FP17s for the same patient ID Re-attending between 3 & 9 months - Adults	69	338	20.4%	37.7%	37.6%	50.5%
% of FP17s for Band 1 Urgent Courses	24	450	5.3%	10.1%	10.6%	9.1%
% of FP17s Relating to Free Repair or Replacements	0	450	0.0%	0.6%	0.6%	0.8%
% of FP17s Relating to Continuations	1	450	0.2%	1.1%	0.9%	1.3%
% of Patients satisfied with the dentistry they have received	0	0	N/A	90.5%	90.2%	93.2%
% of Patients satisfied with the time they had to wait for an appointment	0	0	N/A	85.8%	83.8%	89.0%

* This is based on patients treated on this contract for their most recent course of treatment. Figures in italics indicate the base number of FP17s or Patient Questionnaire responses are less than 100. N/A is shown where the base number of responses is less than 10 during the period. % is calculated as Quantity/Base number*100

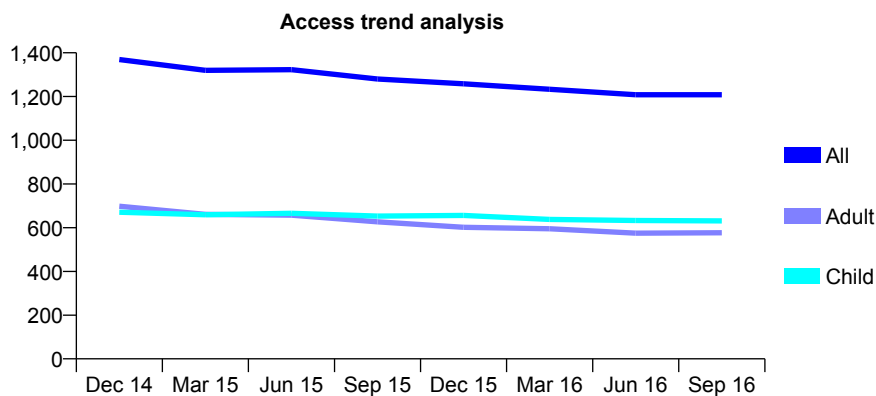
Q63 - Vital Signs At a Glance Contract Report for 395668/0001 - September 2016

Name or company name	MR RG ST CLAIRE
Contract type name	GDS Contract
Purpose of contract	General
Contract start date	01/04/2006
Contract end date	

16/17 Contracted general activity (UDA)	3,856
Carry forward general activity (UDA)	-5
16/17 Contracted orthodontic activity (UOA)	0
Carry forward orthodontic activity (UOA)	0
Baseline contract value	£110,459.05

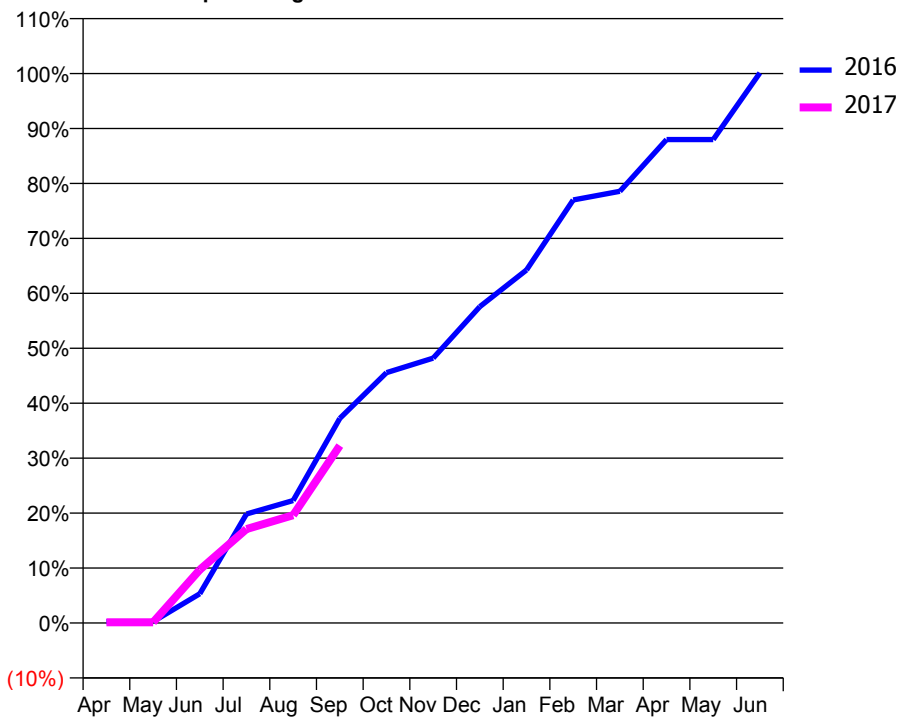
ACCESS*

Patients seen in 24 months	Total	Change since previous quarter
Quarter ending September 2015	1,280	
Quarter ending December 2015	1,258	↓
Quarter ending March 2016	1,233	↓
Quarter ending June 2016	1,208	↓
Quarter ending September 2016	1,208	→
Variance since September 2015	(5.6%)	↓



ACTIVITY

Cumulative percentage of contracted UDA delivered 2016 & 2017



Adjusted Scheduled Activity (UDA)

Month	2016	2017
April	10	5
May	10	5
June	205	373
July	765	659
August	859	757
September	1,436	1,245
October	1,757	
November	1,859	
December	2,220	
January	2,477	
February	2,969	
March	3,029	
April	3,393	
May	3,393	
June	3,861	

QUALITY

	Quantity	Base Number	Contract	AT	Region	England
% of FP17s for the same patient ID Re-attending within 3 months - Children	21	306	6.9%	10.4%	11.8%	12.4%
% of FP17s for the same patient ID Re-attending within 3 months - Adults	37	258	14.3%	15.9%	17.1%	16.7%
% of FP17s for the same patient ID Re-attending between 3 & 9 months - Children	77	306	25.2%	47.1%	45.8%	57.4%
% of FP17s for the same patient ID Re-attending between 3 & 9 months - Adults	51	258	19.8%	37.7%	37.6%	50.5%
% of FP17s for Band 1 Urgent Courses	21	366	5.7%	10.1%	10.6%	9.1%
% of FP17s Relating to Free Repair or Replacements	0	366	0.0%	0.6%	0.6%	0.8%
% of FP17s Relating to Continuations	0	366	0.0%	1.1%	0.9%	1.3%
% of Patients satisfied with the dentistry they have received	0	0	N/A	90.5%	90.2%	93.2%
% of Patients satisfied with the time they had to wait for an appointment	0	0	N/A	85.8%	83.8%	89.0%

* This is based on patients treated on this contract for their most recent course of treatment. Figures in italics indicate the base number of FP17s or Patient Questionnaire responses are less than 100. N/A is shown where the base number of responses is less than 10 during the period. % is calculated as Quantity/Base number*100

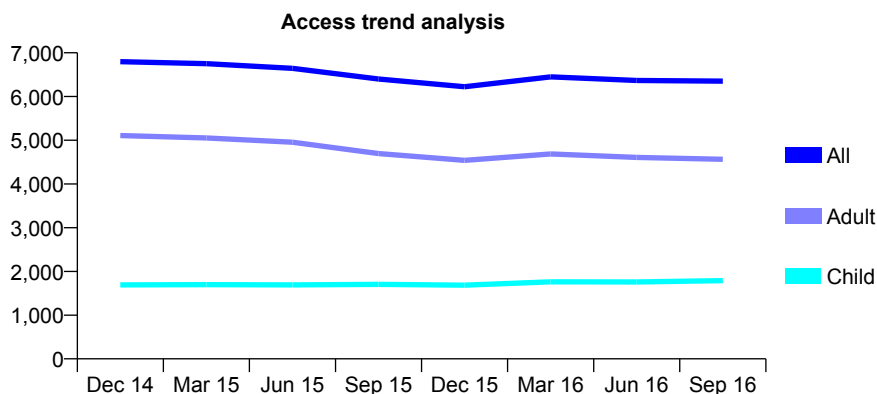
Q63 - Vital Signs At a Glance Contract Report for 397717/0001 - September 2016

Name or company name	MR R KARDEL-TABAR
Contract type name	GDS Contract
Purpose of contract	General
Contract start date	01/08/2008
Contract end date	

16/17 Contracted general activity (UDA)	16,633
Carry forward general activity (UDA)	0
16/17 Contracted orthodontic activity (UOA)	0
Carry forward orthodontic activity (UOA)	0
Baseline contract value	£412,261.05

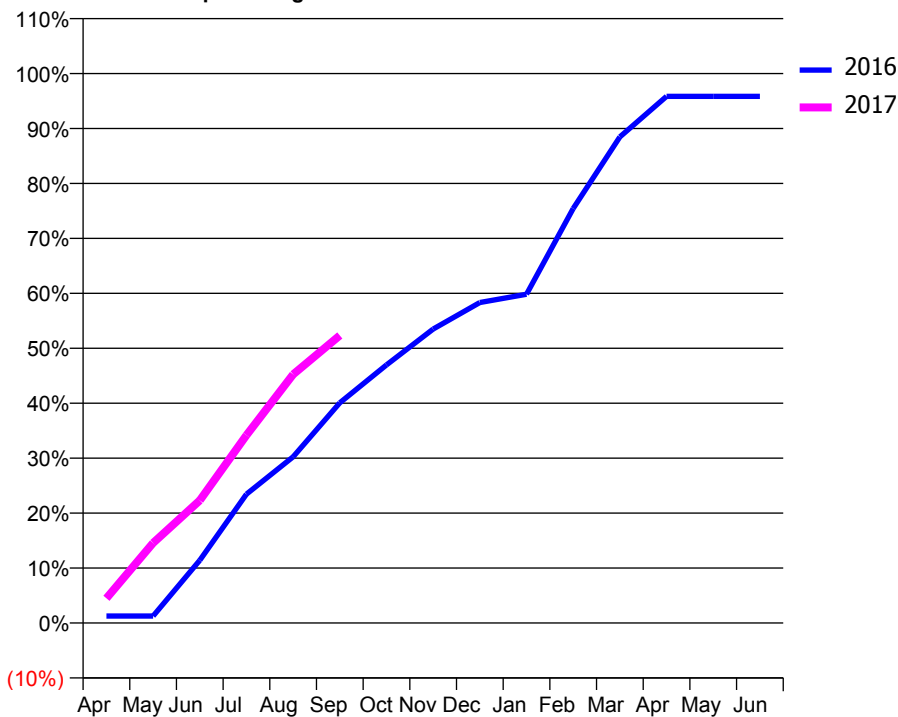
ACCESS*

Patients seen in 24 months	Total	Change since previous quarter
Quarter ending September 2015	6,401	
Quarter ending December 2015	6,225	↓
Quarter ending March 2016	6,448	↑
Quarter ending June 2016	6,366	↓
Quarter ending September 2016	6,353	→
Variance since September 2015	(0.7%)	→



ACTIVITY

Cumulative percentage of contracted UDA delivered 2016 & 2017



QUALITY

	Quantity	Base Number	Contract	AT	Region	England
% of FP17s for the same patient ID Re-attending within 3 months - Children	95	1,177	8.1%	10.4%	11.8%	12.4%
% of FP17s for the same patient ID Re-attending within 3 months - Adults	253	2,359	10.7%	15.9%	17.1%	16.7%
% of FP17s for the same patient ID Re-attending between 3 & 9 months - Children	535	1,177	45.5%	47.1%	45.8%	57.4%
% of FP17s for the same patient ID Re-attending between 3 & 9 months - Adults	628	2,359	26.6%	37.7%	37.6%	50.5%
% of FP17s for Band 1 Urgent Courses	343	3,105	11.0%	10.1%	10.6%	9.1%
% of FP17s Relating to Free Repair or Replacements	13	3,105	0.4%	0.6%	0.6%	0.8%
% of FP17s Relating to Continuations	34	3,105	1.1%	1.1%	0.9%	1.3%
% of Patients satisfied with the dentistry they have received	3	5	N/A	90.5%	90.2%	93.2%
% of Patients satisfied with the time they had to wait for an appointment	5	5	N/A	85.8%	83.8%	89.0%

* This is based on patients treated on this contract for their most recent course of treatment. Figures in italics indicate the base number of FP17s or Patient Questionnaire responses are less than 100. N/A is shown where the base number of responses is less than 10 during the period. % is calculated as Quantity/Base number*100

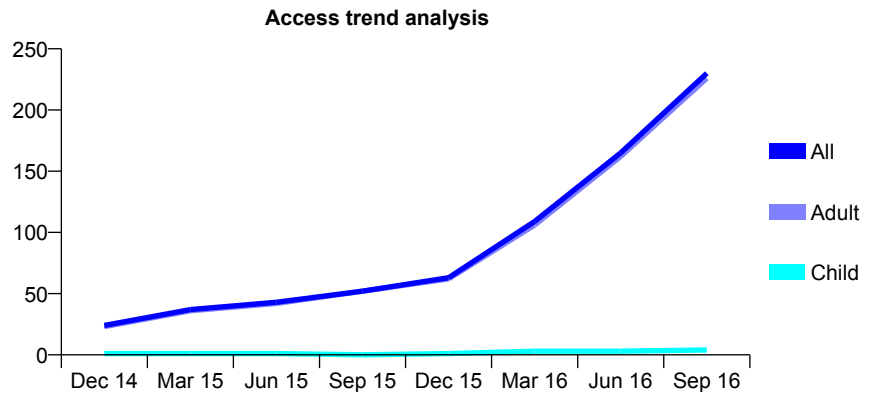
Q63 - Vital Signs At a Glance Contract Report for 397717/0003 - September 2016

Name or company name	MR R KARDEL-TABAR
Contract type name	PDS Contract
Purpose of contract	General
Contract start date	01/06/2013
Contract end date	31/03/2017

16/17 Contracted general activity (UDA)	600
Carry forward general activity (UDA)	0
16/17 Contracted orthodontic activity (UOA)	0
Carry forward orthodontic activity (UOA)	0
Baseline contract value	£31,635.31

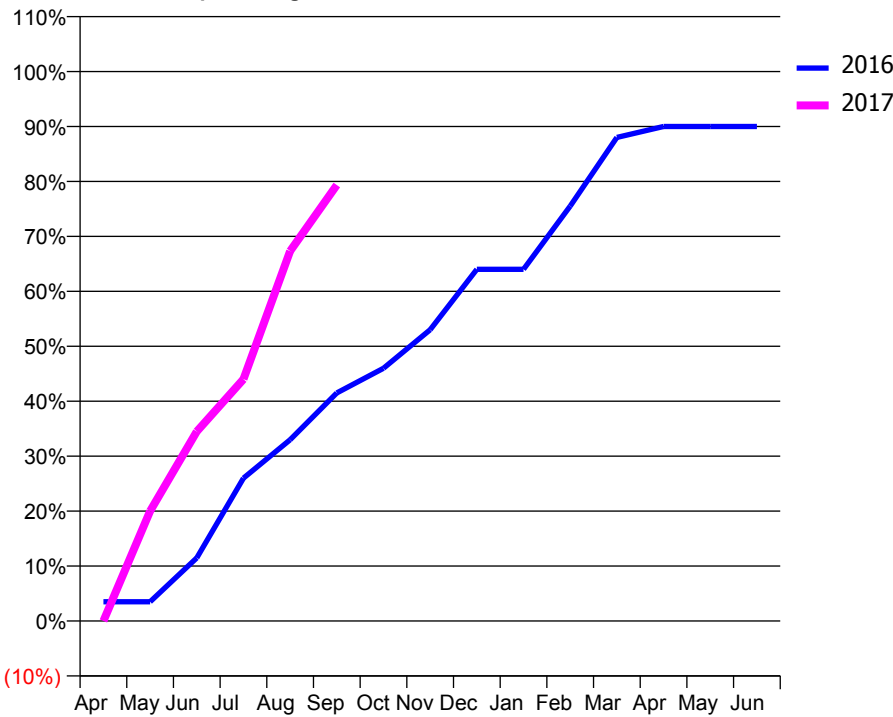
ACCESS*

Patients seen in 24 months	Total	Change since previous quarter
Quarter ending September 2015	52	
Quarter ending December 2015	63	↑
Quarter ending March 2016	109	↑
Quarter ending June 2016	165	↑
Quarter ending September 2016	230	↑
Variance since September 2015	342.3%	↑



ACTIVITY

Cumulative percentage of contracted UDA delivered 2016 & 2017



Month	Adjusted Scheduled Activity (UDA)	
	2016	2017
April	21	0
May	21	120
June	69	207
July	156	264
August	198	404
September	249	476
October	276	
November	318	
December	384	
January	384	
February	453	
March	528	
April	540	
May	540	
June	540	

QUALITY

	Quantity	Base Number	Contract	AT	Region	England
% of FP17s for the same patient ID Re-attending within 3 months - Children	0	1	0.0%	10.4%	11.8%	12.4%
% of FP17s for the same patient ID Re-attending within 3 months - Adults	5	163	3.1%	15.9%	17.1%	16.7%
% of FP17s for the same patient ID Re-attending between 3 & 9 months - Children	0	1	0.0%	47.1%	45.8%	57.4%
% of FP17s for the same patient ID Re-attending between 3 & 9 months - Adults	1	163	0.6%	37.7%	37.6%	50.5%
% of FP17s for Band 1 Urgent Courses	0	160	0.0%	10.1%	10.6%	9.1%
% of FP17s Relating to Free Repair or Replacements	0	160	0.0%	0.6%	0.6%	0.8%
% of FP17s Relating to Continuations	0	160	0.0%	1.1%	0.9%	1.3%
% of Patients satisfied with the dentistry they have received	0	0	N/A	90.5%	90.2%	93.2%
% of Patients satisfied with the time they had to wait for an appointment	0	0	N/A	85.8%	83.8%	89.0%

* This is based on patients treated on this contract for their most recent course of treatment. Figures in italics indicate the base number of FP17s or Patient Questionnaire responses are less than 100. N/A is shown where the base number of responses is less than 10 during the period. % is calculated as Quantity/Base number*100

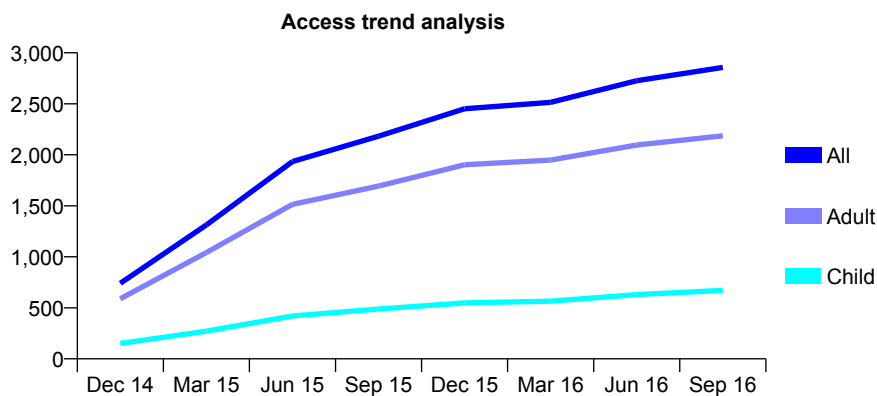
Q63 - Vital Signs At a Glance Contract Report for 397717/0004 - September 2016

Name or company name	MR R KARDEL-TABAR
Contract type name	GDS Contract
Purpose of contract	General
Contract start date	01/10/2014
Contract end date	

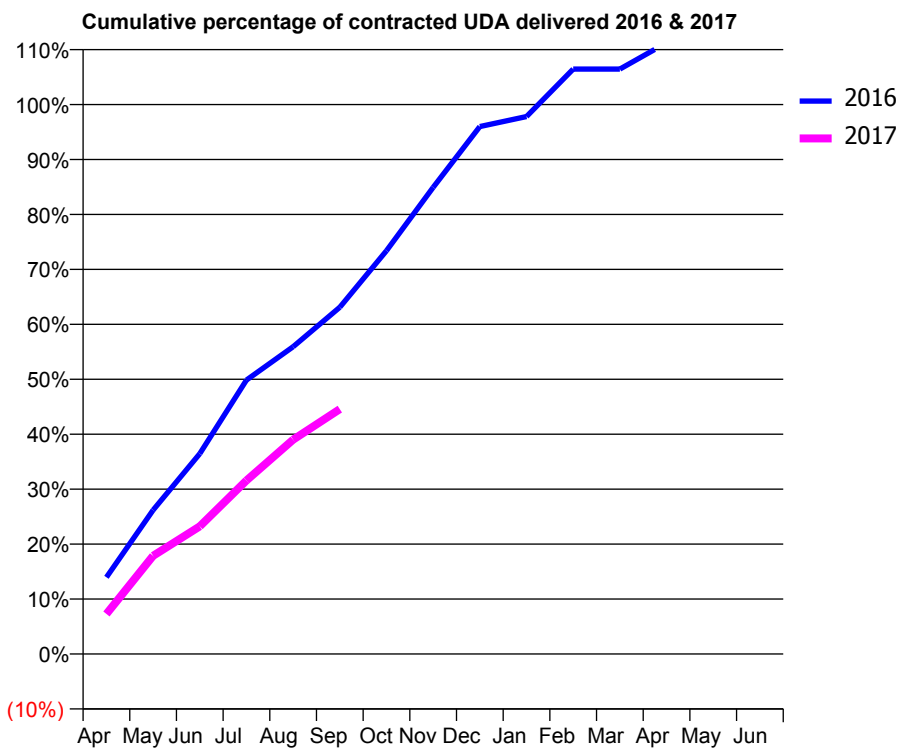
16/17 Contracted general activity (UDA)	6,334
Carry forward general activity (UDA)	0
16/17 Contracted orthodontic activity (UOA)	0
Carry forward orthodontic activity (UOA)	0
Baseline contract value	£163,035.71

ACCESS*

Patients seen in 24 months	Total	Change since previous quarter
Quarter ending September 2015	2,182	
Quarter ending December 2015	2,452	↑
Quarter ending March 2016	2,514	↑
Quarter ending June 2016	2,726	↑
Quarter ending September 2016	2,857	↑
Variance since September 2015	30.9%	↑



ACTIVITY



Month	Adjusted Scheduled Activity (UDA)	
	2016	2017
April	884	461
May	1,659	1,132
June	2,310	1,471
July	3,157	2,001
August	3,542	2,470
September	3,997	2,823
October	4,648	
November	5,379	
December	6,081	
January	6,195	
February	6,742	
March	6,742	
April	7,045	
May	7,048	
June	7,048	

QUALITY

	Quantity	Base Number	Contract	AT	Region	England
% of FP17s for the same patient ID Re-attending within 3 months - Children	25	434	5.8%	10.4%	11.8%	12.4%
% of FP17s for the same patient ID Re-attending within 3 months - Adults	70	925	7.6%	15.9%	17.1%	16.7%
% of FP17s for the same patient ID Re-attending between 3 & 9 months - Children	174	434	40.1%	47.1%	45.8%	57.4%
% of FP17s for the same patient ID Re-attending between 3 & 9 months - Adults	365	925	39.5%	37.7%	37.6%	50.5%
% of FP17s for Band 1 Urgent Courses	121	1,185	10.2%	10.1%	10.6%	9.1%
% of FP17s Relating to Free Repair or Replacements	0	1,185	0.0%	0.6%	0.6%	0.8%
% of FP17s Relating to Continuations	6	1,185	0.5%	1.1%	0.9%	1.3%
% of Patients satisfied with the dentistry they have received	0	0	N/A	90.5%	90.2%	93.2%
% of Patients satisfied with the time they had to wait for an appointment	0	0	N/A	85.8%	83.8%	89.0%

* This is based on patients treated on this contract for their most recent course of treatment. Figures in italics indicate the base number of FP17s or Patient Questionnaire responses are less than 100. N/A is shown where the base number of responses is less than 10 during the period. % is calculated as Quantity/Base number*100

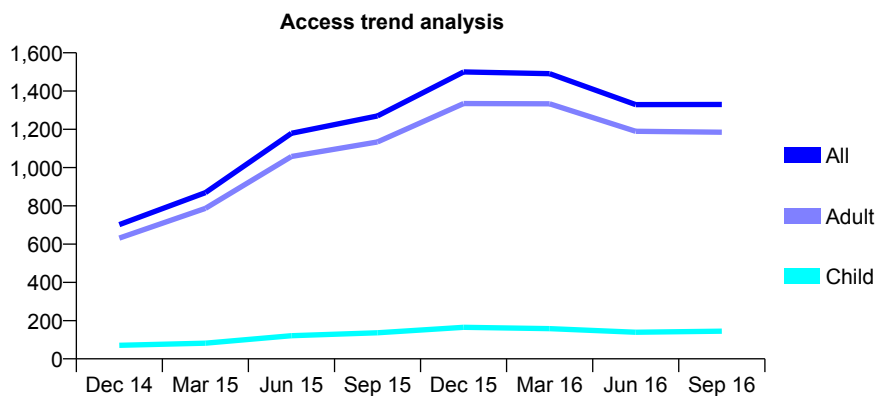
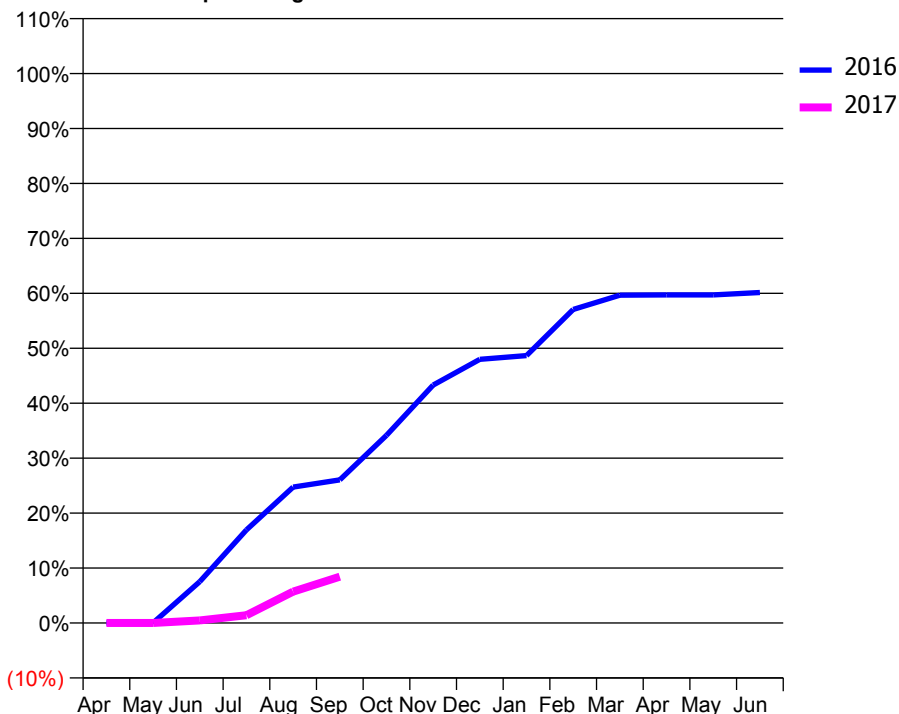
Q63 - Vital Signs At a Glance Contract Report for 502014/0002 - September 2016

Name or company name	EDS
Contract type name	PDS Contract
Purpose of contract	General
Contract start date	01/04/2013
Contract end date	31/03/2017

16/17 Contracted general activity (UDA)	3,504
Carry forward general activity (UDA)	0
16/17 Contracted orthodontic activity (UOA)	0
Carry forward orthodontic activity (UOA)	0
Baseline contract value	£137,277.00

ACCESS*

Patients seen in 24 months	Total	Change since previous quarter
Quarter ending September 2015	1,270	
Quarter ending December 2015	1,500	↑
Quarter ending March 2016	1,491	→
Quarter ending June 2016	1,329	↓
Quarter ending September 2016	1,330	→
Variance since September 2015	4.7%	↑


ACTIVITY
Cumulative percentage of contracted UDA delivered 2016 & 2017


Month	Adjusted Scheduled Activity (UDA)	
	2016	2017
April	0	0
May	1	0
June	264	17
July	594	49
August	867	201
September	913	295
October	1,197	
November	1,517	
December	1,682	
January	1,705	
February	2,000	
March	2,091	
April	2,092	
May	2,092	
June	2,107	

QUALITY

	Quantity	Base Number	Contract	AT	Region	England
% of FP17s for the same patient ID Re-attending within 3 months - Children	1	48	2.1%	10.4%	11.8%	12.4%
% of FP17s for the same patient ID Re-attending within 3 months - Adults	0	314	0.0%	15.9%	17.1%	16.7%
% of FP17s for the same patient ID Re-attending between 3 & 9 months - Children	0	48	0.0%	47.1%	45.8%	57.4%
% of FP17s for the same patient ID Re-attending between 3 & 9 months - Adults	0	314	0.0%	37.7%	37.6%	50.5%
% of FP17s for Band 1 Urgent Courses	321	326	98.5%	10.1%	10.6%	9.1%
% of FP17s Relating to Free Repair or Replacements	0	326	0.0%	0.6%	0.6%	0.8%
% of FP17s Relating to Continuations	0	326	0.0%	1.1%	0.9%	1.3%
% of Patients satisfied with the dentistry they have received	0	0	N/A	90.5%	90.2%	93.2%
% of Patients satisfied with the time they had to wait for an appointment	0	0	N/A	85.8%	83.8%	89.0%

* This is based on patients treated on this contract for their most recent course of treatment. Figures in italics indicate the base number of FP17s or Patient Questionnaire responses are less than 100. N/A is shown where the base number of responses is less than 10 during the period. % is calculated as Quantity/Base number*100

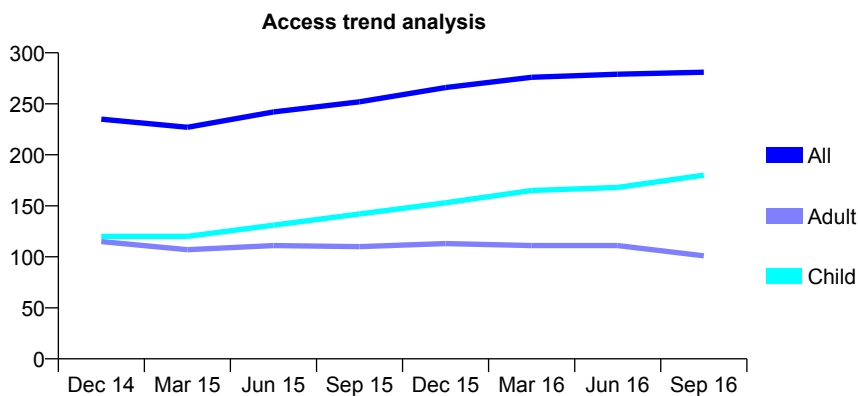
Q63 - Vital Signs At a Glance Contract Report for 559083/0005 - September 2016

Name or company name	MR VS SEHMI
Contract type name	GDS Contract
Purpose of contract	General
Contract start date	23/01/2012
Contract end date	

16/17 Contracted general activity (UDA)	859
Carry forward general activity (UDA)	0
16/17 Contracted orthodontic activity (UOA)	0
Carry forward orthodontic activity (UOA)	0
Baseline contract value	£19,363.31

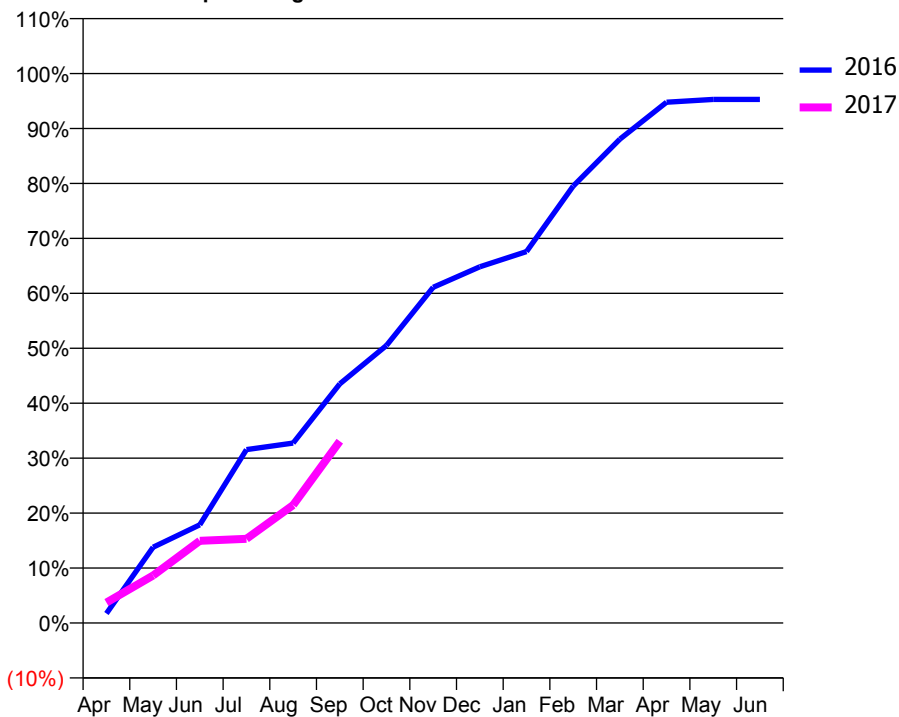
ACCESS*

Patients seen in 24 months	Total	Change since previous quarter
Quarter ending September 2015	252	
Quarter ending December 2015	266	↑
Quarter ending March 2016	276	↑
Quarter ending June 2016	279	→
Quarter ending September 2016	281	→
Variance since September 2015	11.5%	↑



ACTIVITY

Cumulative percentage of contracted UDA delivered 2016 & 2017



Adjusted Scheduled Activity (UDA)

Month	2016	2017
April	15	32
May	119	74
June	154	129
July	271	132
August	281	184
September	374	284
October	434	
November	525	
December	557	
January	581	
February	683	
March	756	
April	814	
May	818	
June	818	

QUALITY

	Quantity	Base Number	Contract	AT	Region	England
% of FP17s for the same patient ID Re-attending within 3 months - Children	8	100	8.0%	10.4%	11.8%	12.4%
% of FP17s for the same patient ID Re-attending within 3 months - Adults	16	54	29.6%	15.9%	17.1%	16.7%
% of FP17s for the same patient ID Re-attending between 3 & 9 months - Children	43	100	43.0%	47.1%	45.8%	57.4%
% of FP17s for the same patient ID Re-attending between 3 & 9 months - Adults	20	54	37.0%	37.7%	37.6%	50.5%
% of FP17s for Band 1 Urgent Courses	11	125	8.8%	10.1%	10.6%	9.1%
% of FP17s Relating to Free Repair or Replacements	0	125	0.0%	0.6%	0.6%	0.8%
% of FP17s Relating to Continuations	0	125	0.0%	1.1%	0.9%	1.3%
% of Patients satisfied with the dentistry they have received	0	0	N/A	90.5%	90.2%	93.2%
% of Patients satisfied with the time they had to wait for an appointment	0	0	N/A	85.8%	83.8%	89.0%

* This is based on patients treated on this contract for their most recent course of treatment. Figures in italics indicate the base number of FP17s or Patient Questionnaire responses are less than 100. N/A is shown where the base number of responses is less than 10 during the period. % is calculated as Quantity/Base number*100

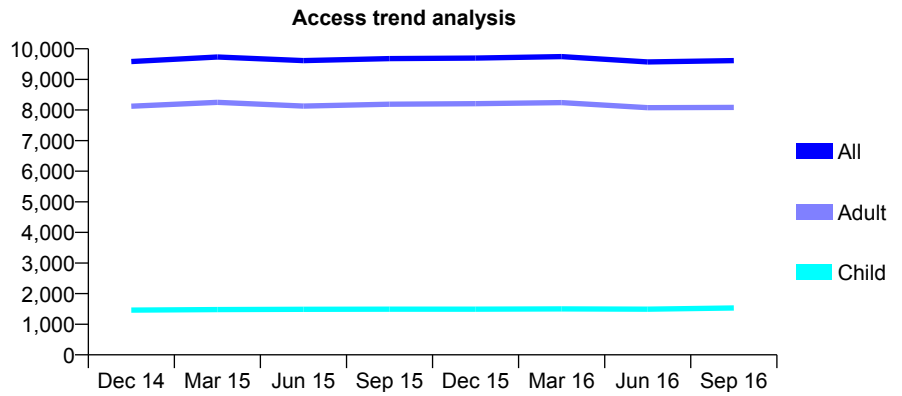
Q63 - Vital Signs At a Glance Contract Report for 559350/0001 - September 2016

Name or company name	MR S SURENDRA
Contract type name	GDS Contract
Purpose of contract	General
Contract start date	01/04/2006
Contract end date	

16/17 Contracted general activity (UDA)	24,100
Carry forward general activity (UDA)	430
16/17 Contracted orthodontic activity (UOA)	0
Carry forward orthodontic activity (UOA)	0
Baseline contract value	£717,179.14

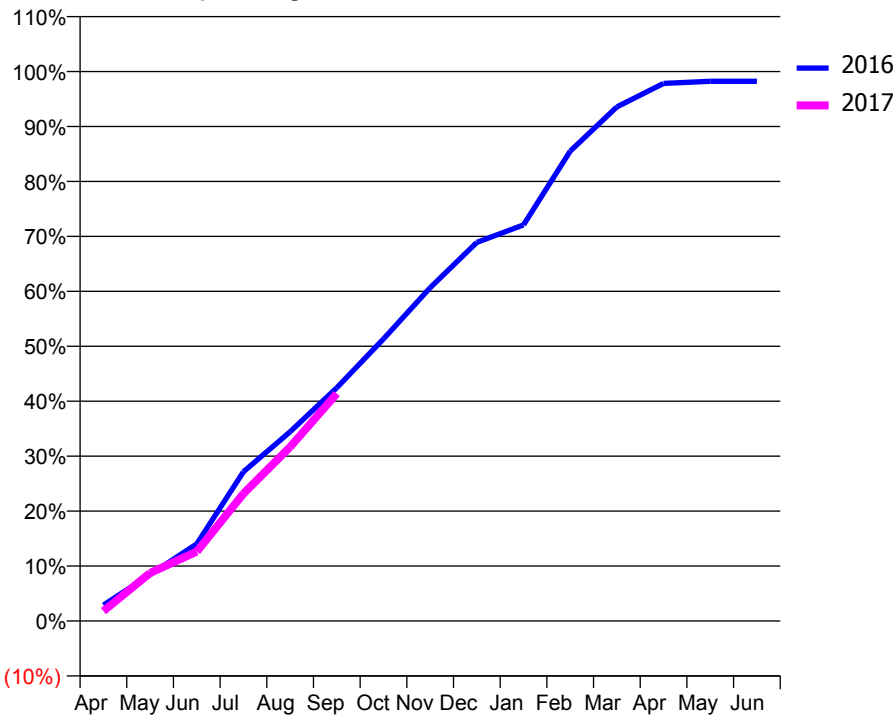
ACCESS*

Patients seen in 24 months	Total	Change since previous quarter
Quarter ending September 2015	9,680	
Quarter ending December 2015	9,698	→
Quarter ending March 2016	9,743	→
Quarter ending June 2016	9,569	↓
Quarter ending September 2016	9,616	→
Variance since September 2015	(0.7%)	→



ACTIVITY

Cumulative percentage of contracted UDA delivered 2016 & 2017



Month	Adjusted Scheduled Activity (UDA)	
	2016	2017
April	697	438
May	2,040	2,108
June	3,382	3,044
July	6,547	5,589
August	8,304	7,634
September	10,233	9,972
October	12,375	
November	14,615	
December	16,606	
January	17,373	
February	20,605	
March	22,546	
April	23,579	
May	23,670	
June	23,670	

QUALITY

	Quantity	Base Number	Contract	AT	Region	England
% of FP17s for the same patient ID Re-attending within 3 months - Children	74	944	7.8%	10.4%	11.8%	12.4%
% of FP17s for the same patient ID Re-attending within 3 months - Adults	521	4,048	12.9%	15.9%	17.1%	16.7%
% of FP17s for the same patient ID Re-attending between 3 & 9 months - Children	410	944	43.4%	47.1%	45.8%	57.4%
% of FP17s for the same patient ID Re-attending between 3 & 9 months - Adults	1,388	4,048	34.3%	37.7%	37.6%	50.5%
% of FP17s for Band 1 Urgent Courses	174	4,314	4.0%	10.1%	10.6%	9.1%
% of FP17s Relating to Free Repair or Replacements	1	4,314	0.0%	0.6%	0.6%	0.8%
% of FP17s Relating to Continuations	39	4,314	0.9%	1.1%	0.9%	1.3%
% of Patients satisfied with the dentistry they have received	8	9	N/A	90.5%	90.2%	93.2%
% of Patients satisfied with the time they had to wait for an appointment	7	9	N/A	85.8%	83.8%	89.0%

* This is based on patients treated on this contract for their most recent course of treatment. Figures in italics indicate the base number of FP17s or Patient Questionnaire responses are less than 100. N/A is shown where the base number of responses is less than 10 during the period. % is calculated as Quantity/Base number*100

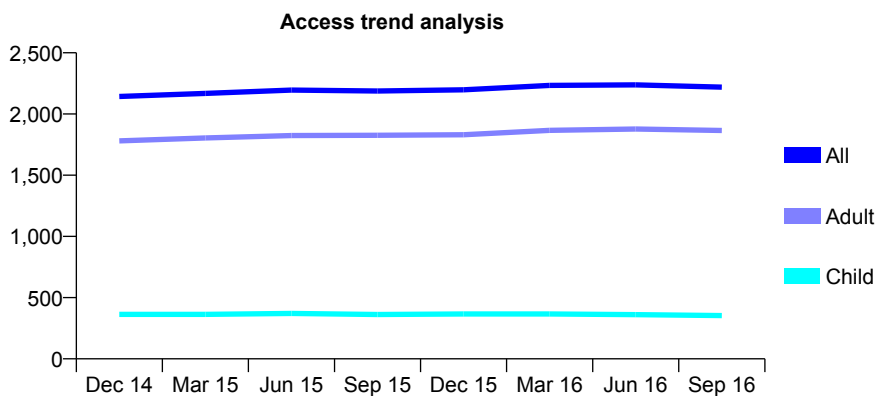
Q63 - Vital Signs At a Glance Contract Report for 565164/0001 - September 2016

Name or company name	MISS P SARGENT
Contract type name	GDS Contract
Purpose of contract	General
Contract start date	01/04/2006
Contract end date	

16/17 Contracted general activity (UDA)	6,700
Carry forward general activity (UDA)	0
16/17 Contracted orthodontic activity (UOA)	0
Carry forward orthodontic activity (UOA)	0
Baseline contract value	£138,321.85

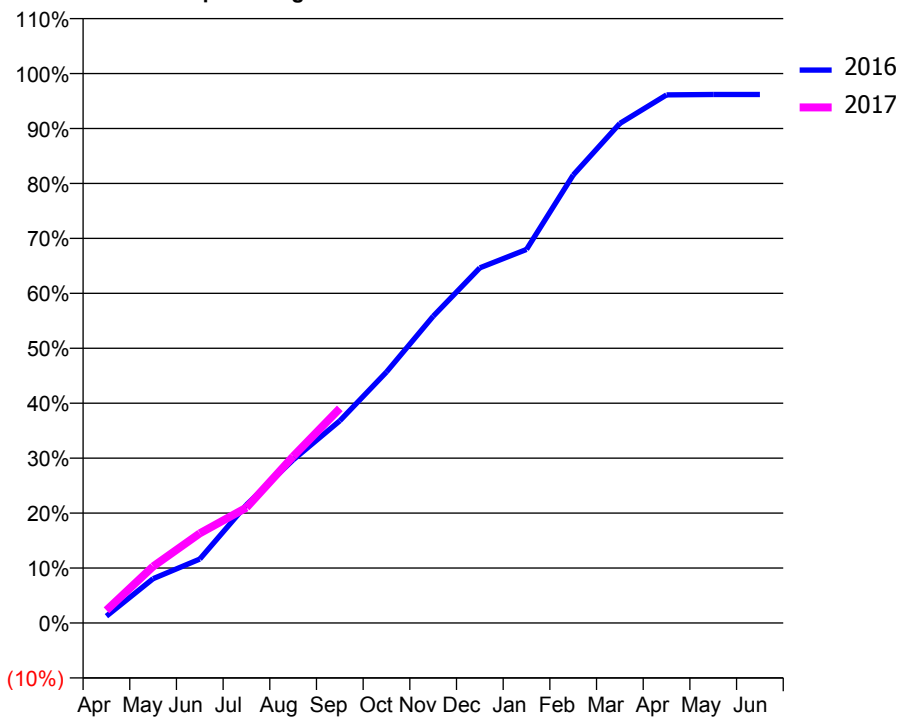
ACCESS*

Patients seen in 24 months	Total	Change since previous quarter
Quarter ending September 2015	2,188	
Quarter ending December 2015	2,198	→
Quarter ending March 2016	2,234	→
Quarter ending June 2016	2,238	→
Quarter ending September 2016	2,219	→
Variance since September 2015	1.4%	→



ACTIVITY

Cumulative percentage of contracted UDA delivered 2016 & 2017



Month	Adjusted Scheduled Activity (UDA)	
	2016	2017
April	84	156
May	540	690
June	780	1,093
July	1,442	1,407
August	1,990	2,032
September	2,466	2,617
October	3,061	
November	3,740	
December	4,331	
January	4,556	
February	5,462	
March	6,091	
April	6,440	
May	6,444	
June	6,444	

QUALITY

	Quantity	Base Number	Contract	AT	Region	England
% of FP17s for the same patient ID Re-attending within 3 months - Children	4	266	1.5%	10.4%	11.8%	12.4%
% of FP17s for the same patient ID Re-attending within 3 months - Adults	145	1,514	9.6%	15.9%	17.1%	16.7%
% of FP17s for the same patient ID Re-attending between 3 & 9 months - Children	127	266	47.7%	47.1%	45.8%	57.4%
% of FP17s for the same patient ID Re-attending between 3 & 9 months - Adults	788	1,514	52.0%	37.7%	37.6%	50.5%
% of FP17s for Band 1 Urgent Courses	117	1,607	7.3%	10.1%	10.6%	9.1%
% of FP17s Relating to Free Repair or Replacements	0	1,607	0.0%	0.6%	0.6%	0.8%
% of FP17s Relating to Continuations	14	1,607	0.9%	1.1%	0.9%	1.3%
% of Patients satisfied with the dentistry they have received	6	6	N/A	90.5%	90.2%	93.2%
% of Patients satisfied with the time they had to wait for an appointment	5	6	N/A	85.8%	83.8%	89.0%

* This is based on patients treated on this contract for their most recent course of treatment. Figures in italics indicate the base number of FP17s or Patient Questionnaire responses are less than 100. N/A is shown where the base number of responses is less than 10 during the period. % is calculated as Quantity/Base number*100

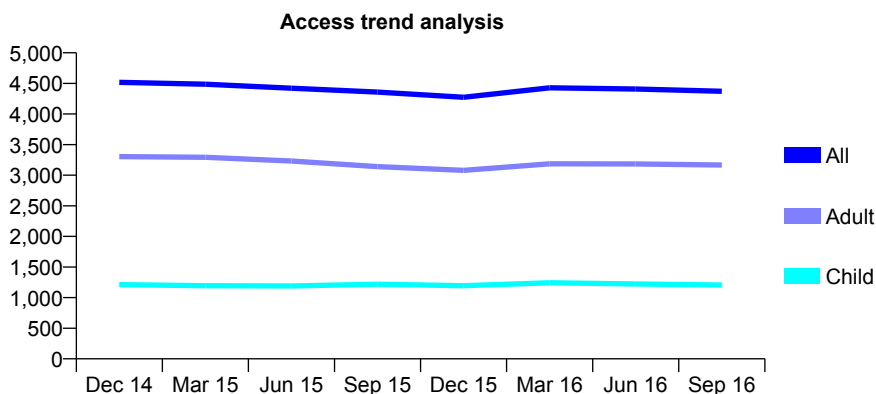
Q63 - Vital Signs At a Glance Contract Report for 566470/0001 - September 2016

Name or company name	MISS D OZA
Contract type name	GDS Contract
Purpose of contract	General
Contract start date	01/04/2006
Contract end date	

16/17 Contracted general activity (UDA)	13,874
Carry forward general activity (UDA)	0
16/17 Contracted orthodontic activity (UOA)	0
Carry forward orthodontic activity (UOA)	0
Baseline contract value	£353,531.40

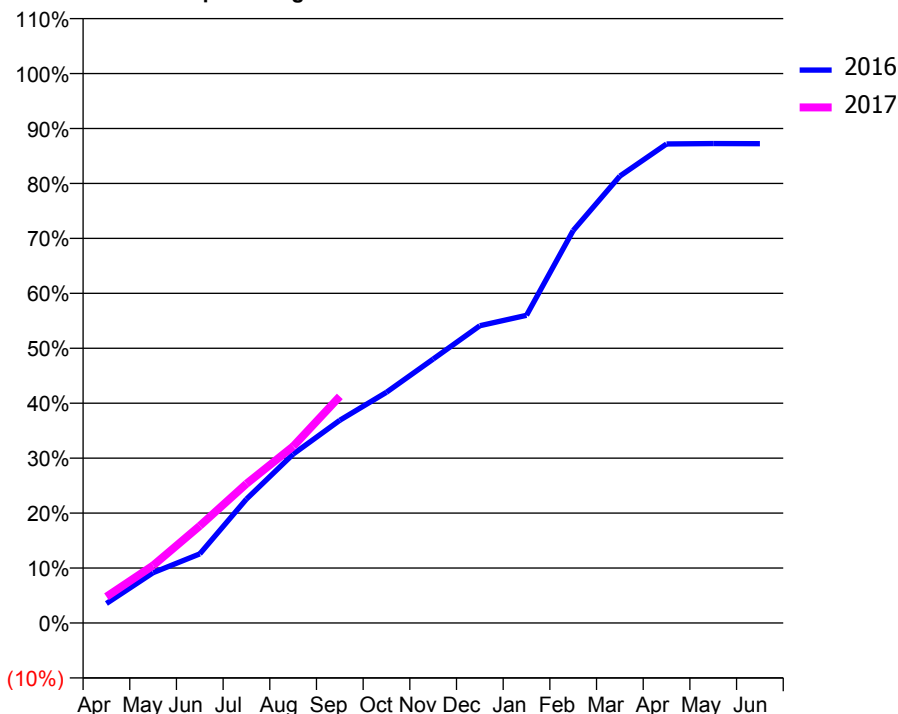
ACCESS*

Patients seen in 24 months	Total	Change since previous quarter
Quarter ending September 2015	4,358	
Quarter ending December 2015	4,274	↓
Quarter ending March 2016	4,428	↑
Quarter ending June 2016	4,408	→
Quarter ending September 2016	4,372	→
Variance since September 2015	0.3%	→



ACTIVITY

Cumulative percentage of contracted UDA delivered 2016 & 2017



Adjusted Scheduled Activity (UDA)

Month	2016	2017
April	492	666
May	1,270	1,451
June	1,745	2,453
July	3,129	3,517
August	4,264	4,460
September	5,120	5,721
October	5,827	
November	6,664	
December	7,506	
January	7,769	
February	9,912	
March	11,283	
April	12,096	
May	12,105	
June	12,103	

QUALITY

	Quantity	Base Number	Contract	AT	Region	England
% of FP17s for the same patient ID Re-attending within 3 months - Children	68	787	8.6%	10.4%	11.8%	12.4%
% of FP17s for the same patient ID Re-attending within 3 months - Adults	266	1,907	13.9%	15.9%	17.1%	16.7%
% of FP17s for the same patient ID Re-attending between 3 & 9 months - Children	374	787	47.5%	47.1%	45.8%	57.4%
% of FP17s for the same patient ID Re-attending between 3 & 9 months - Adults	726	1,907	38.1%	37.7%	37.6%	50.5%
% of FP17s for Band 1 Urgent Courses	206	2,361	8.7%	10.1%	10.6%	9.1%
% of FP17s Relating to Free Repair or Replacements	13	2,361	0.6%	0.6%	0.6%	0.8%
% of FP17s Relating to Continuations	7	2,361	0.3%	1.1%	0.9%	1.3%
% of Patients satisfied with the dentistry they have received	1	1	N/A	90.5%	90.2%	93.2%
% of Patients satisfied with the time they had to wait for an appointment	1	1	N/A	85.8%	83.8%	89.0%

* This is based on patients treated on this contract for their most recent course of treatment. Figures in italics indicate the base number of FP17s or Patient Questionnaire responses are less than 100. N/A is shown where the base number of responses is less than 10 during the period. % is calculated as Quantity/Base number*100

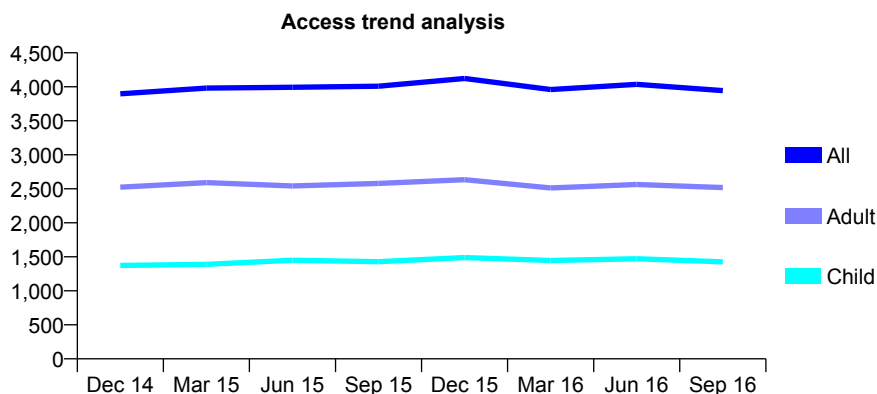
Q63 - Vital Signs At a Glance Contract Report for 567159/0002 - September 2016

Name or company name	MR KK SACHDEV
Contract type name	GDS Contract
Purpose of contract	General
Contract start date	01/04/2006
Contract end date	

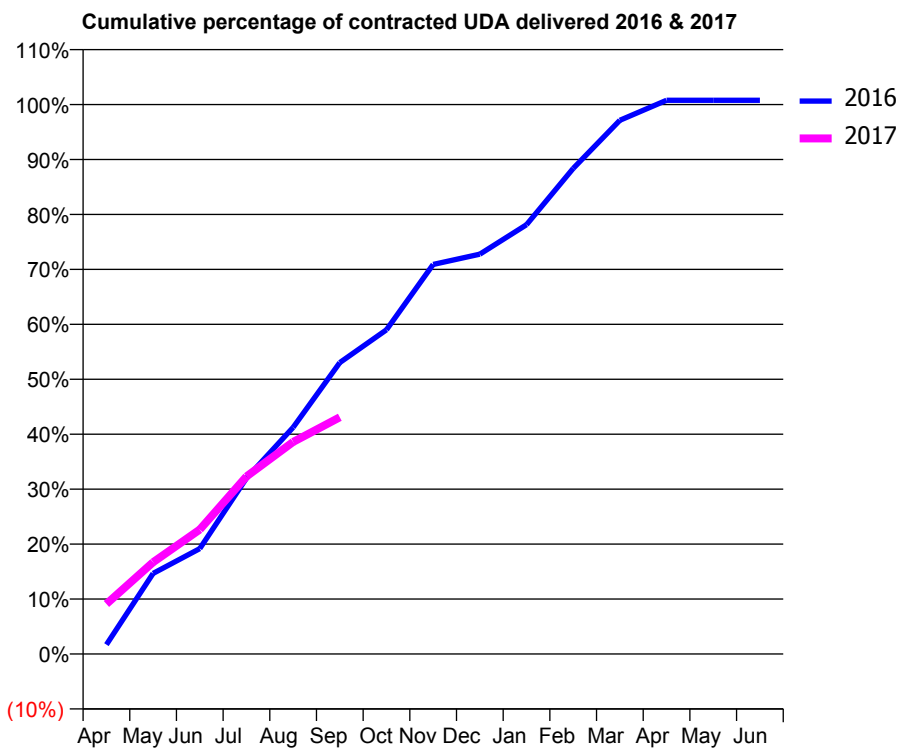
16/17 Contracted general activity (UDA)	8,750
Carry forward general activity (UDA)	0
16/17 Contracted orthodontic activity (UOA)	0
Carry forward orthodontic activity (UOA)	0
Baseline contract value	£286,533.72

ACCESS*

Patients seen in 24 months	Total	Change since previous quarter
Quarter ending September 2015	4,009	
Quarter ending December 2015	4,123	↑
Quarter ending March 2016	3,959	↓
Quarter ending June 2016	4,036	→
Quarter ending September 2016	3,944	↓
Variance since September 2015	(1.6%)	↓



ACTIVITY



Month	Adjusted Scheduled Activity (UDA)	
	2016	2017
April	149	798
May	1,284	1,461
June	1,679	1,982
July	2,799	2,827
August	3,608	3,377
September	4,641	3,770
October	5,164	
November	6,204	
December	6,366	
January	6,836	
February	7,733	
March	8,498	
April	8,817	
May	8,817	
June	8,817	

QUALITY

	Quantity	Base Number	Contract	AT	Region	England
% of FP17s for the same patient ID Re-attending within 3 months - Children	81	765	10.6%	10.4%	11.8%	12.4%
% of FP17s for the same patient ID Re-attending within 3 months - Adults	163	992	16.4%	15.9%	17.1%	16.7%
% of FP17s for the same patient ID Re-attending between 3 & 9 months - Children	290	765	37.9%	47.1%	45.8%	57.4%
% of FP17s for the same patient ID Re-attending between 3 & 9 months - Adults	217	992	21.9%	37.7%	37.6%	50.5%
% of FP17s for Band 1 Urgent Courses	187	1,587	11.8%	10.1%	10.6%	9.1%
% of FP17s Relating to Free Repair or Replacements	0	1,587	0.0%	0.6%	0.6%	0.8%
% of FP17s Relating to Continuations	25	1,587	1.6%	1.1%	0.9%	1.3%
% of Patients satisfied with the dentistry they have received	4	5	N/A	90.5%	90.2%	93.2%
% of Patients satisfied with the time they had to wait for an appointment	4	5	N/A	85.8%	83.8%	89.0%

* This is based on patients treated on this contract for their most recent course of treatment. Figures in italics indicate the base number of FP17s or Patient Questionnaire responses are less than 100. N/A is shown where the base number of responses is less than 10 during the period. % is calculated as Quantity/Base number*100

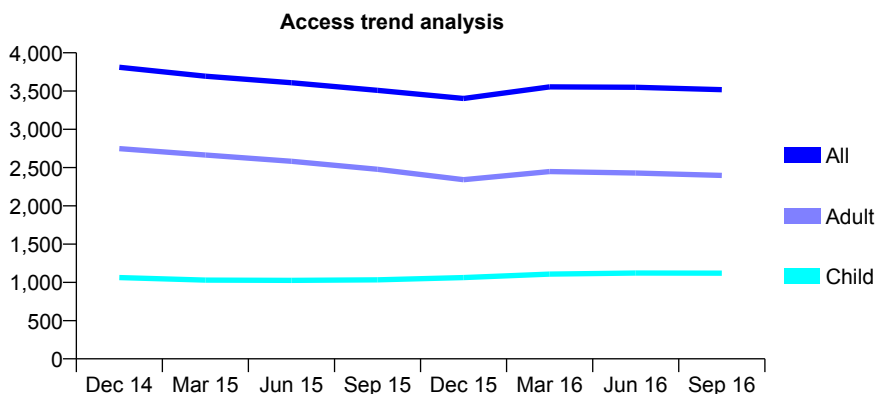
Q63 - Vital Signs At a Glance Contract Report for 567159/0003 - September 2016

Name or company name	MR KK SACHDEV
Contract type name	GDS Contract
Purpose of contract	General
Contract start date	01/04/2006
Contract end date	

16/17 Contracted general activity (UDA)	12,000
Carry forward general activity (UDA)	0
16/17 Contracted orthodontic activity (UOA)	0
Carry forward orthodontic activity (UOA)	0
Baseline contract value	£366,161.16

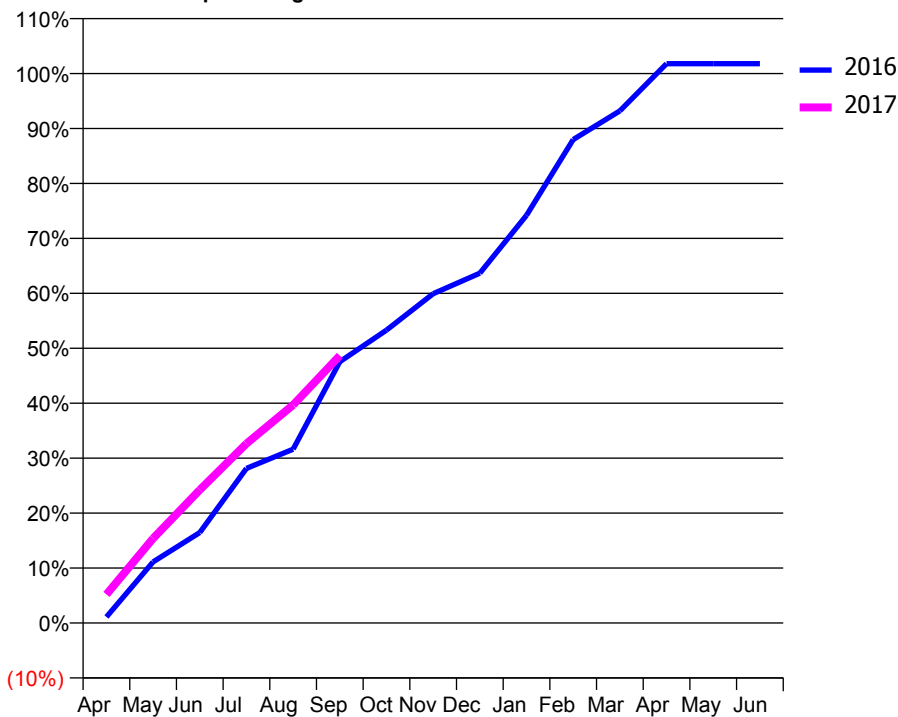
ACCESS*

Patients seen in 24 months	Total	Change since previous quarter
Quarter ending September 2015	3,509	
Quarter ending December 2015	3,403	↓
Quarter ending March 2016	3,555	↑
Quarter ending June 2016	3,550	→
Quarter ending September 2016	3,518	→
Variance since September 2015	0.3%	→



ACTIVITY

Cumulative percentage of contracted UDA delivered 2016 & 2017



Adjusted Scheduled Activity (UDA)

Month	2016	2017
April	132	624
May	1,336	1,848
June	1,977	2,906
July	3,378	3,918
August	3,796	4,764
September	5,706	5,839
October	6,398	
November	7,192	
December	7,640	
January	8,904	
February	10,557	
March	11,184	
April	12,216	
May	12,216	
June	12,216	

QUALITY

	Quantity	Base Number	Contract	AT	Region	England
% of FP17s for the same patient ID Re-attending within 3 months - Children	101	775	13.0%	10.4%	11.8%	12.4%
% of FP17s for the same patient ID Re-attending within 3 months - Adults	352	1,394	25.3%	15.9%	17.1%	16.7%
% of FP17s for the same patient ID Re-attending between 3 & 9 months - Children	242	775	31.2%	47.1%	45.8%	57.4%
% of FP17s for the same patient ID Re-attending between 3 & 9 months - Adults	337	1,394	24.2%	37.7%	37.6%	50.5%
% of FP17s for Band 1 Urgent Courses	414	1,832	22.6%	10.1%	10.6%	9.1%
% of FP17s Relating to Free Repair or Replacements	16	1,832	0.9%	0.6%	0.6%	0.8%
% of FP17s Relating to Continuations	26	1,832	1.4%	1.1%	0.9%	1.3%
% of Patients satisfied with the dentistry they have received	0	0	N/A	90.5%	90.2%	93.2%
% of Patients satisfied with the time they had to wait for an appointment	0	0	N/A	85.8%	83.8%	89.0%

* This is based on patients treated on this contract for their most recent course of treatment. Figures in italics indicate the base number of FP17s or Patient Questionnaire responses are less than 100. N/A is shown where the base number of responses is less than 10 during the period. % is calculated as Quantity/Base number*100

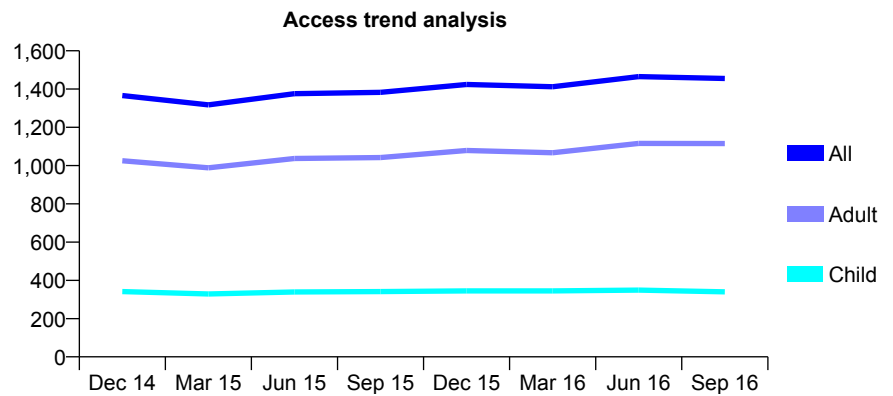
Q63 - Vital Signs At a Glance Contract Report for 567280/0001 - September 2016

Name or company name	MR NL WATERS
Contract type name	GDS Contract
Purpose of contract	General
Contract start date	01/04/2006
Contract end date	

16/17 Contracted general activity (UDA)	3,519
Carry forward general activity (UDA)	0
16/17 Contracted orthodontic activity (UOA)	0
Carry forward orthodontic activity (UOA)	0
Baseline contract value	£102,220.26

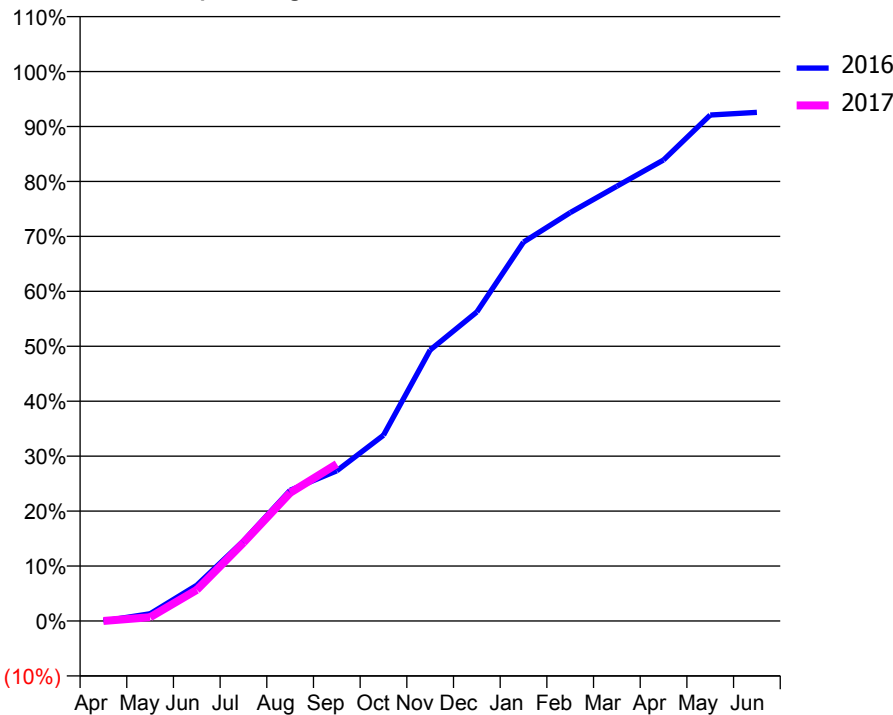
ACCESS*

Patients seen in 24 months	Total	Change since previous quarter
Quarter ending September 2015	1,383	
Quarter ending December 2015	1,424	↑
Quarter ending March 2016	1,412	→
Quarter ending June 2016	1,465	↑
Quarter ending September 2016	1,455	→
Variance since September 2015	5.2%	↑



ACTIVITY

Cumulative percentage of contracted UDA delivered 2016 & 2017



Month	Adjusted Scheduled Activity (UDA)	
	2016	2017
April	0	0
May	47	24
June	229	200
July	512	502
August	837	821
September	962	1,006
October	1,190	
November	1,735	
December	1,979	
January	2,426	
February	2,615	
March	2,784	
April	2,952	
May	3,240	
June	3,258	

QUALITY

	Quantity	Base Number	Contract	AT	Region	England
% of FP17s for the same patient ID Re-attending within 3 months - Children	12	162	7.4%	10.4%	11.8%	12.4%
% of FP17s for the same patient ID Re-attending within 3 months - Adults	27	477	5.7%	15.9%	17.1%	16.7%
% of FP17s for the same patient ID Re-attending between 3 & 9 months - Children	54	162	33.3%	47.1%	45.8%	57.4%
% of FP17s for the same patient ID Re-attending between 3 & 9 months - Adults	149	477	31.2%	37.7%	37.6%	50.5%
% of FP17s for Band 1 Urgent Courses	38	406	9.4%	10.1%	10.6%	9.1%
% of FP17s Relating to Free Repair or Replacements	0	406	0.0%	0.6%	0.6%	0.8%
% of FP17s Relating to Continuations	0	406	0.0%	1.1%	0.9%	1.3%
% of Patients satisfied with the dentistry they have received	0	0	N/A	90.5%	90.2%	93.2%
% of Patients satisfied with the time they had to wait for an appointment	0	0	N/A	85.8%	83.8%	89.0%

* This is based on patients treated on this contract for their most recent course of treatment. Figures in italics indicate the base number of FP17s or Patient Questionnaire responses are less than 100. N/A is shown where the base number of responses is less than 10 during the period. % is calculated as Quantity/Base number*100

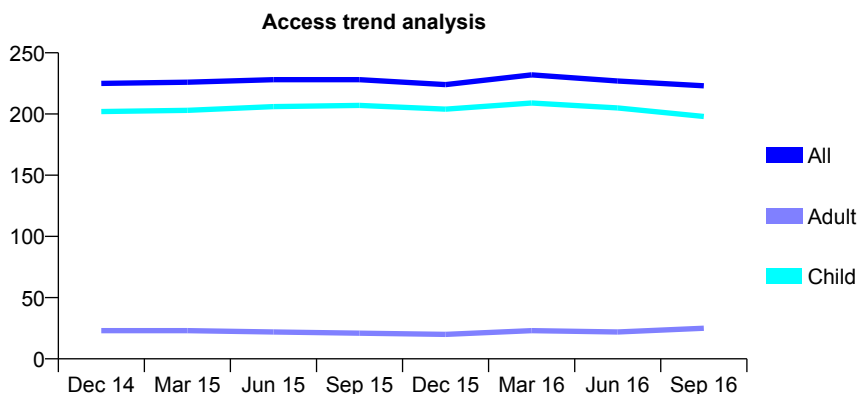
Q63 - Vital Signs At a Glance Contract Report for 567310/0001 - September 2016

Name or company name	MR NS RANA
Contract type name	GDS Contract
Purpose of contract	General
Contract start date	01/04/2006
Contract end date	

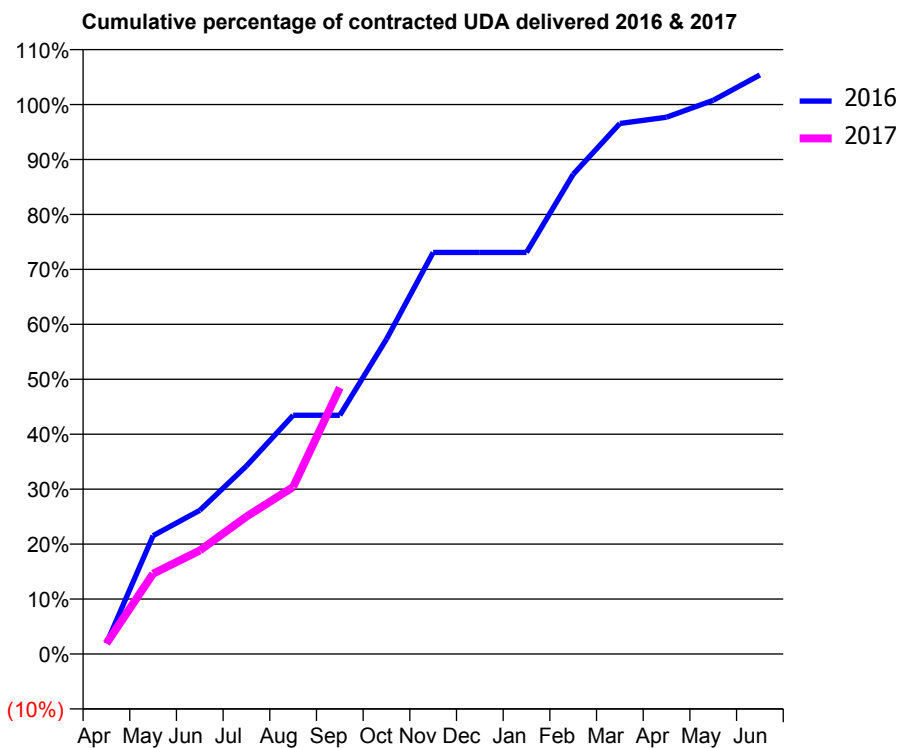
16/17 Contracted general activity (UDA)	260
Carry forward general activity (UDA)	-5
16/17 Contracted orthodontic activity (UOA)	0
Carry forward orthodontic activity (UOA)	0
Baseline contract value	£6,690.05

ACCESS*

Patients seen in 24 months	Total	Change since previous quarter
Quarter ending September 2015	228	
Quarter ending December 2015	224	↓
Quarter ending March 2016	232	↑
Quarter ending June 2016	227	↓
Quarter ending September 2016	223	↓
Variance since September 2015	(2.2%)	↓



ACTIVITY



Month	Adjusted Scheduled Activity (UDA)	
	2016	2017
April	5	5
May	56	38
June	68	49
July	89	65
August	113	79
September	113	126
October	149	
November	190	
December	190	
January	190	
February	227	
March	251	
April	254	
May	262	
June	274	

QUALITY

	Quantity	Base Number	Contract	AT	Region	England
% of FP17s for the same patient ID Re-attending within 3 months - Children	3	120	2.5%	10.4%	11.8%	12.4%
% of FP17s for the same patient ID Re-attending within 3 months - Adults	0	4	0.0%	15.9%	17.1%	16.7%
% of FP17s for the same patient ID Re-attending between 3 & 9 months - Children	74	120	61.7%	47.1%	45.8%	57.4%
% of FP17s for the same patient ID Re-attending between 3 & 9 months - Adults	1	4	25.0%	37.7%	37.6%	50.5%
% of FP17s for Band 1 Urgent Courses	0	105	0.0%	10.1%	10.6%	9.1%
% of FP17s Relating to Free Repair or Replacements	0	105	0.0%	0.6%	0.6%	0.8%
% of FP17s Relating to Continuations	0	105	0.0%	1.1%	0.9%	1.3%
% of Patients satisfied with the dentistry they have received	0	0	N/A	90.5%	90.2%	93.2%
% of Patients satisfied with the time they had to wait for an appointment	0	0	N/A	85.8%	83.8%	89.0%

* This is based on patients treated on this contract for their most recent course of treatment. Figures in italics indicate the base number of FP17s or Patient Questionnaire responses are less than 100. N/A is shown where the base number of responses is less than 10 during the period. % is calculated as Quantity/Base number*100

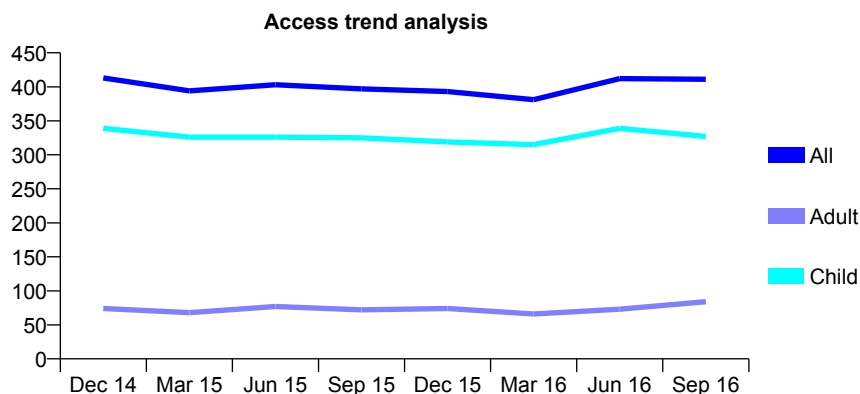
Q63 - Vital Signs At a Glance Contract Report for 567515/0001 - September 2016

Name or company name	MR BP CULLEN
Contract type name	GDS Contract
Purpose of contract	General
Contract start date	01/04/2006
Contract end date	

16/17 Contracted general activity (UDA)	1,200
Carry forward general activity (UDA)	0
16/17 Contracted orthodontic activity (UOA)	0
Carry forward orthodontic activity (UOA)	0
Baseline contract value	£29,350.35

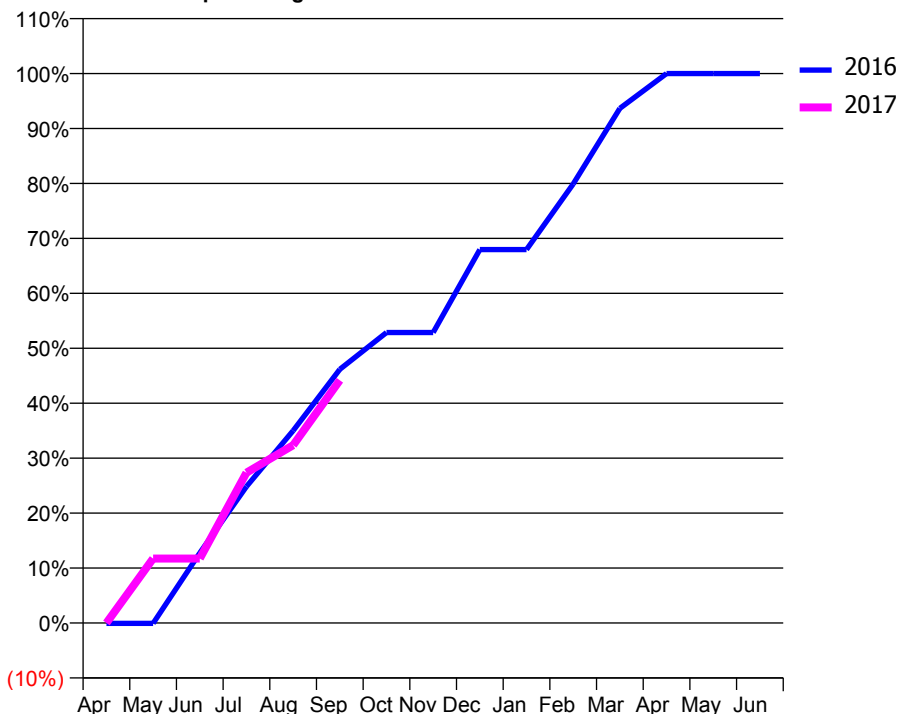
ACCESS*

Patients seen in 24 months	Total	Change since previous quarter
Quarter ending September 2015	397	
Quarter ending December 2015	393	↓
Quarter ending March 2016	381	↓
Quarter ending June 2016	412	↑
Quarter ending September 2016	411	→
Variance since September 2015	3.5%	↑



ACTIVITY

Cumulative percentage of contracted UDA delivered 2016 & 2017



Month	Adjusted Scheduled Activity (UDA)	
	2016	2017
April	-1	0
May	-1	141
June	153	141
July	298	328
August	420	388
September	554	530
October	634	
November	634	
December	815	
January	815	
February	959	
March	1,124	
April	1,200	
May	1,200	
June	1,200	

QUALITY

	Quantity	Base Number	Contract	AT	Region	England
% of FP17s for the same patient ID Re-attending within 3 months - Children	12	205	5.9%	10.4%	11.8%	12.4%
% of FP17s for the same patient ID Re-attending within 3 months - Adults	0	21	0.0%	15.9%	17.1%	16.7%
% of FP17s for the same patient ID Re-attending between 3 & 9 months - Children	88	205	42.9%	47.1%	45.8%	57.4%
% of FP17s for the same patient ID Re-attending between 3 & 9 months - Adults	8	21	38.1%	37.7%	37.6%	50.5%
% of FP17s for Band 1 Urgent Courses	6	197	3.0%	10.1%	10.6%	9.1%
% of FP17s Relating to Free Repair or Replacements	0	197	0.0%	0.6%	0.6%	0.8%
% of FP17s Relating to Continuations	0	197	0.0%	1.1%	0.9%	1.3%
% of Patients satisfied with the dentistry they have received	0	0	N/A	90.5%	90.2%	93.2%
% of Patients satisfied with the time they had to wait for an appointment	0	0	N/A	85.8%	83.8%	89.0%

* This is based on patients treated on this contract for their most recent course of treatment. Figures in italics indicate the base number of FP17s or Patient Questionnaire responses are less than 100. N/A is shown where the base number of responses is less than 10 during the period. % is calculated as Quantity/Base number*100

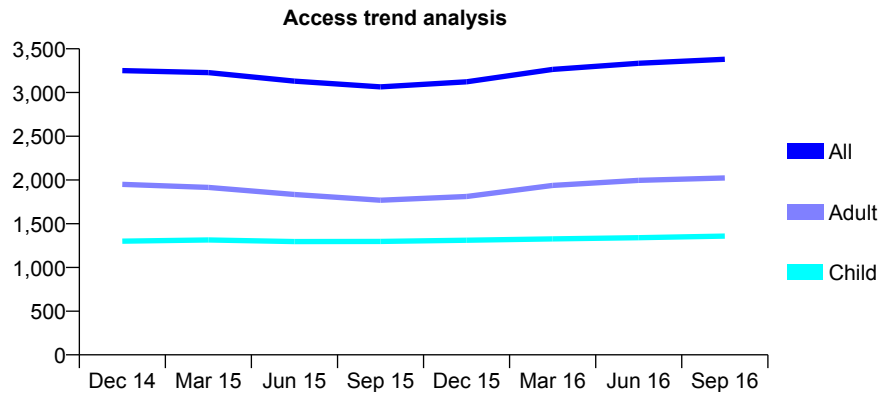
Q63 - Vital Signs At a Glance Contract Report for 567736/0001 - September 2016

Name or company name	MR DM JOSHI
Contract type name	GDS Contract
Purpose of contract	General
Contract start date	01/04/2006
Contract end date	

16/17 Contracted general activity (UDA)	6,296
Carry forward general activity (UDA)	0
16/17 Contracted orthodontic activity (UOA)	0
Carry forward orthodontic activity (UOA)	0
Baseline contract value	£187,572.31

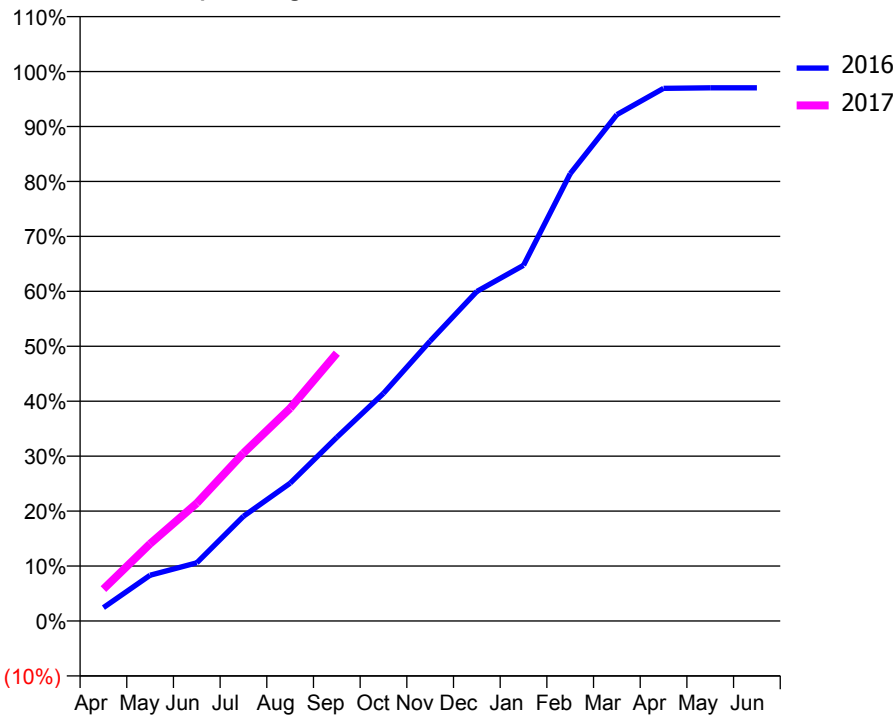
ACCESS*

Patients seen in 24 months	Total	Change since previous quarter
Quarter ending September 2015	3,065	
Quarter ending December 2015	3,122	→
Quarter ending March 2016	3,264	↑
Quarter ending June 2016	3,334	↑
Quarter ending September 2016	3,381	→
Variance since September 2015	10.3%	↑



ACTIVITY

Cumulative percentage of contracted UDA delivered 2016 & 2017



Month	Adjusted Scheduled Activity (UDA)	
	2016	2017
April	154	367
May	524	885
June	667	1,350
July	1,200	1,925
August	1,580	2,437
September	2,104	3,069
October	2,609	
November	3,208	
December	3,777	
January	4,076	
February	5,126	
March	5,802	
April	6,103	
May	6,109	
June	6,109	

QUALITY

	Quantity	Base Number	Contract	AT	Region	England
% of FP17s for the same patient ID Re-attending within 3 months - Children	40	976	4.1%	10.4%	11.8%	12.4%
% of FP17s for the same patient ID Re-attending within 3 months - Adults	98	1,046	9.4%	15.9%	17.1%	16.7%
% of FP17s for the same patient ID Re-attending between 3 & 9 months - Children	598	976	61.3%	47.1%	45.8%	57.4%
% of FP17s for the same patient ID Re-attending between 3 & 9 months - Adults	357	1,046	34.1%	37.7%	37.6%	50.5%
% of FP17s for Band 1 Urgent Courses	151	1,844	8.2%	10.1%	10.6%	9.1%
% of FP17s Relating to Free Repair or Replacements	2	1,844	0.1%	0.6%	0.6%	0.8%
% of FP17s Relating to Continuations	1	1,844	0.1%	1.1%	0.9%	1.3%
% of Patients satisfied with the dentistry they have received	0	0	N/A	90.5%	90.2%	93.2%
% of Patients satisfied with the time they had to wait for an appointment	0	0	N/A	85.8%	83.8%	89.0%

* This is based on patients treated on this contract for their most recent course of treatment. Figures in italics indicate the base number of FP17s or Patient Questionnaire responses are less than 100. N/A is shown where the base number of responses is less than 10 during the period. % is calculated as Quantity/Base number*100

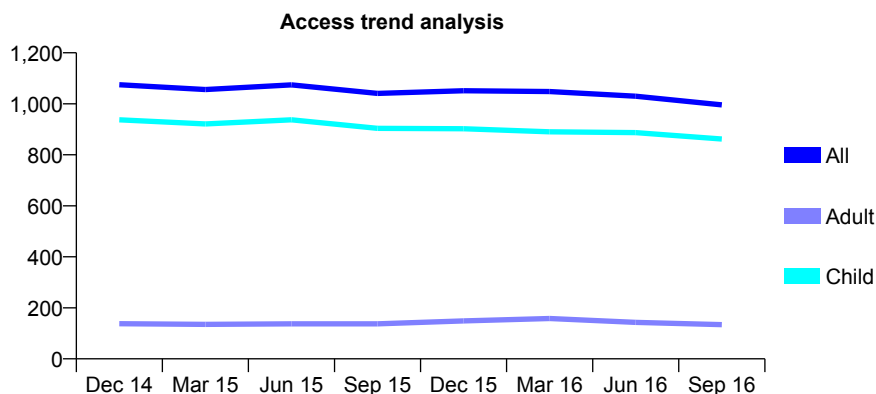
Q63 - Vital Signs At a Glance Contract Report for 574481/0001 - September 2016

Name or company name	MR PD BANNER
Contract type name	GDS Contract
Purpose of contract	General
Contract start date	01/04/2006
Contract end date	

16/17 Contracted general activity (UDA)	2,000
Carry forward general activity (UDA)	4
16/17 Contracted orthodontic activity (UOA)	0
Carry forward orthodontic activity (UOA)	0
Baseline contract value	£48,067.65

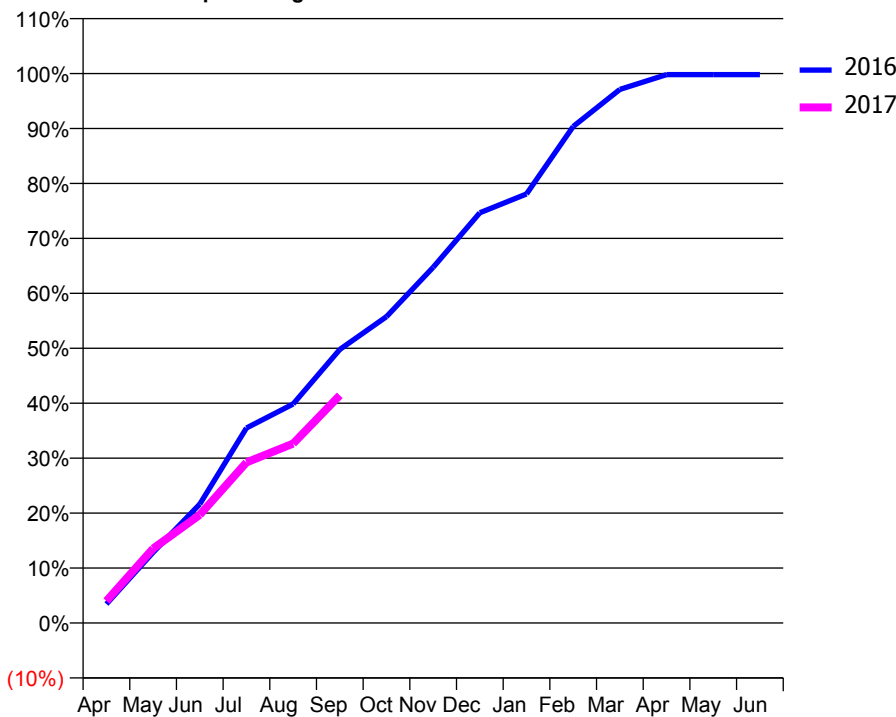
ACCESS*

Patients seen in 24 months	Total	Change since previous quarter
Quarter ending September 2015	1,041	
Quarter ending December 2015	1,051	→
Quarter ending March 2016	1,048	→
Quarter ending June 2016	1,030	↓
Quarter ending September 2016	996	↓
Variance since September 2015	(4.3%)	↓



ACTIVITY

Cumulative percentage of contracted UDA delivered 2016 & 2017



Adjusted Scheduled Activity (UDA)

Month	2016	2017
April	69	80
May	257	271
June	433	394
July	710	585
August	797	653
September	996	829
October	1,115	
November	1,295	
December	1,493	
January	1,562	
February	1,807	
March	1,942	
April	1,996	
May	1,996	
June	1,996	

QUALITY

	Quantity	Base Number	Contract	AT	Region	England
% of FP17s for the same patient ID Re-attending within 3 months - Children	25	595	4.2%	10.4%	11.8%	12.4%
% of FP17s for the same patient ID Re-attending within 3 months - Adults	0	31	0.0%	15.9%	17.1%	16.7%
% of FP17s for the same patient ID Re-attending between 3 & 9 months - Children	350	595	58.8%	47.1%	45.8%	57.4%
% of FP17s for the same patient ID Re-attending between 3 & 9 months - Adults	8	31	25.8%	37.7%	37.6%	50.5%
% of FP17s for Band 1 Urgent Courses	14	584	2.4%	10.1%	10.6%	9.1%
% of FP17s Relating to Free Repair or Replacements	0	584	0.0%	0.6%	0.6%	0.8%
% of FP17s Relating to Continuations	5	584	0.9%	1.1%	0.9%	1.3%
% of Patients satisfied with the dentistry they have received	0	0	N/A	90.5%	90.2%	93.2%
% of Patients satisfied with the time they had to wait for an appointment	0	0	N/A	85.8%	83.8%	89.0%

* This is based on patients treated on this contract for their most recent course of treatment. Figures in italics indicate the base number of FP17s or Patient Questionnaire responses are less than 100. N/A is shown where the base number of responses is less than 10 during the period. % is calculated as Quantity/Base number*100

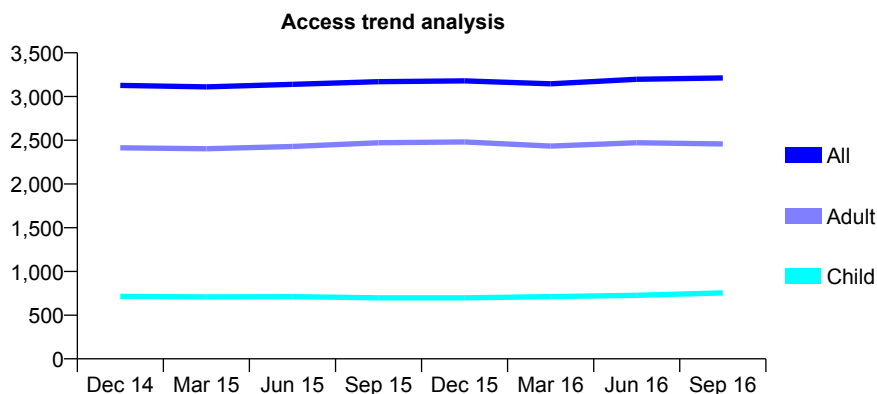
Q63 - Vital Signs At a Glance Contract Report for 574678/0001 - September 2016

Name or company name	MR MJ PRITCHARD
Contract type name	GDS Contract
Purpose of contract	General
Contract start date	01/04/2006
Contract end date	

16/17 Contracted general activity (UDA)	8,500
Carry forward general activity (UDA)	0
16/17 Contracted orthodontic activity (UOA)	0
Carry forward orthodontic activity (UOA)	0
Baseline contract value	£224,344.63

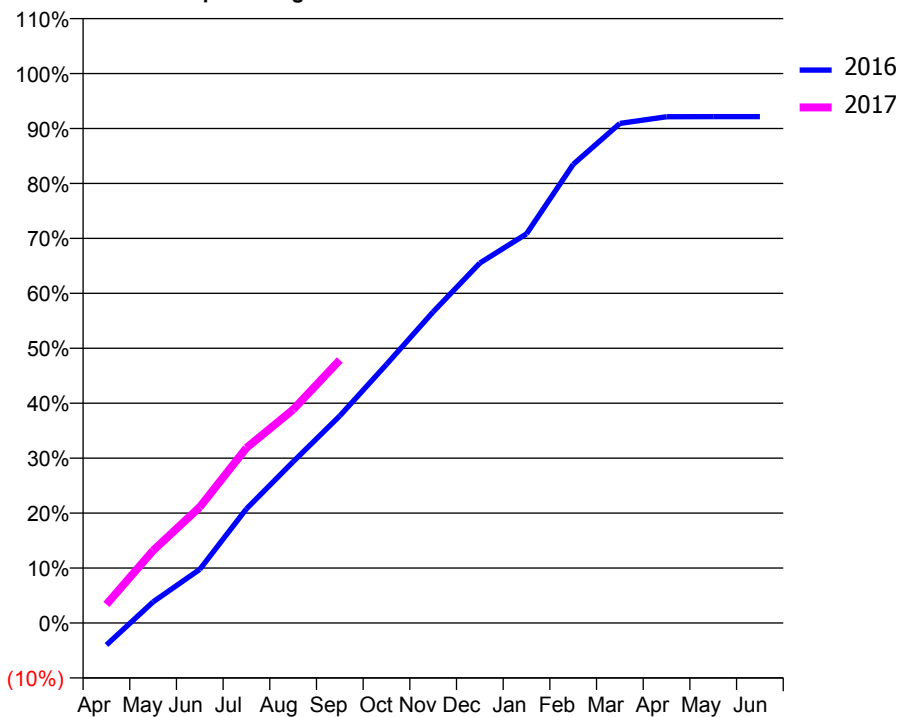
ACCESS*

Patients seen in 24 months	Total	Change since previous quarter
Quarter ending September 2015	3,170	
Quarter ending December 2015	3,179	→
Quarter ending March 2016	3,145	↓
Quarter ending June 2016	3,198	→
Quarter ending September 2016	3,212	→
Variance since September 2015	1.3%	→



ACTIVITY

Cumulative percentage of contracted UDA delivered 2016 & 2017



Month	Adjusted Scheduled Activity (UDA)	
	2016	2017
April	-342	287
May	326	1,122
June	831	1,793
July	1,766	2,710
August	2,495	3,301
September	3,205	4,069
October	4,000	
November	4,813	
December	5,568	
January	6,020	
February	7,095	
March	7,727	
April	7,832	
May	7,834	
June	7,834	

QUALITY

	Quantity	Base Number	Contract	AT	Region	England
% of FP17s for the same patient ID Re-attending within 3 months - Children	28	573	4.9%	10.4%	11.8%	12.4%
% of FP17s for the same patient ID Re-attending within 3 months - Adults	127	1,645	7.7%	15.9%	17.1%	16.7%
% of FP17s for the same patient ID Re-attending between 3 & 9 months - Children	347	573	60.6%	47.1%	45.8%	57.4%
% of FP17s for the same patient ID Re-attending between 3 & 9 months - Adults	1,002	1,645	60.9%	37.7%	37.6%	50.5%
% of FP17s for Band 1 Urgent Courses	21	2,153	1.0%	10.1%	10.6%	9.1%
% of FP17s Relating to Free Repair or Replacements	5	2,153	0.2%	0.6%	0.6%	0.8%
% of FP17s Relating to Continuations	4	2,153	0.2%	1.1%	0.9%	1.3%
% of Patients satisfied with the dentistry they have received	0	0	N/A	90.5%	90.2%	93.2%
% of Patients satisfied with the time they had to wait for an appointment	0	0	N/A	85.8%	83.8%	89.0%

* This is based on patients treated on this contract for their most recent course of treatment. Figures in italics indicate the base number of FP17s or Patient Questionnaire responses are less than 100. N/A is shown where the base number of responses is less than 10 during the period. % is calculated as Quantity/Base number*100

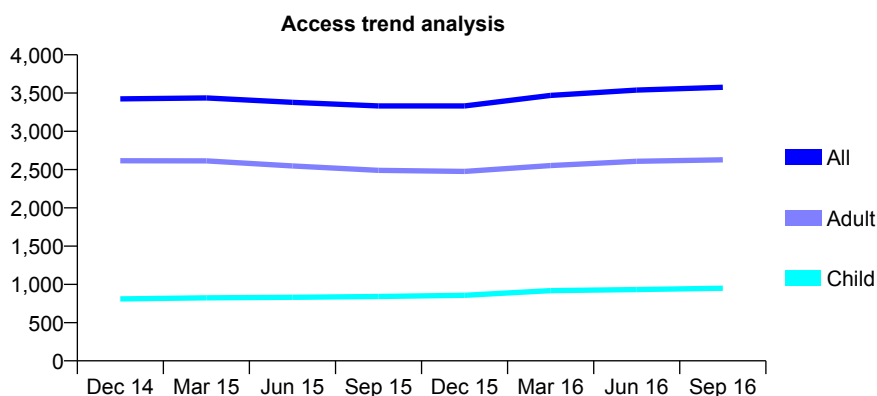
Q63 - Vital Signs At a Glance Contract Report for 576611/0001 - September 2016

Name or company name	MISS SN PATEL
Contract type name	GDS Contract
Purpose of contract	General
Contract start date	01/04/2006
Contract end date	

16/17 Contracted general activity (UDA)	9,280
Carry forward general activity (UDA)	0
16/17 Contracted orthodontic activity (UOA)	0
Carry forward orthodontic activity (UOA)	0
Baseline contract value	£235,751.20

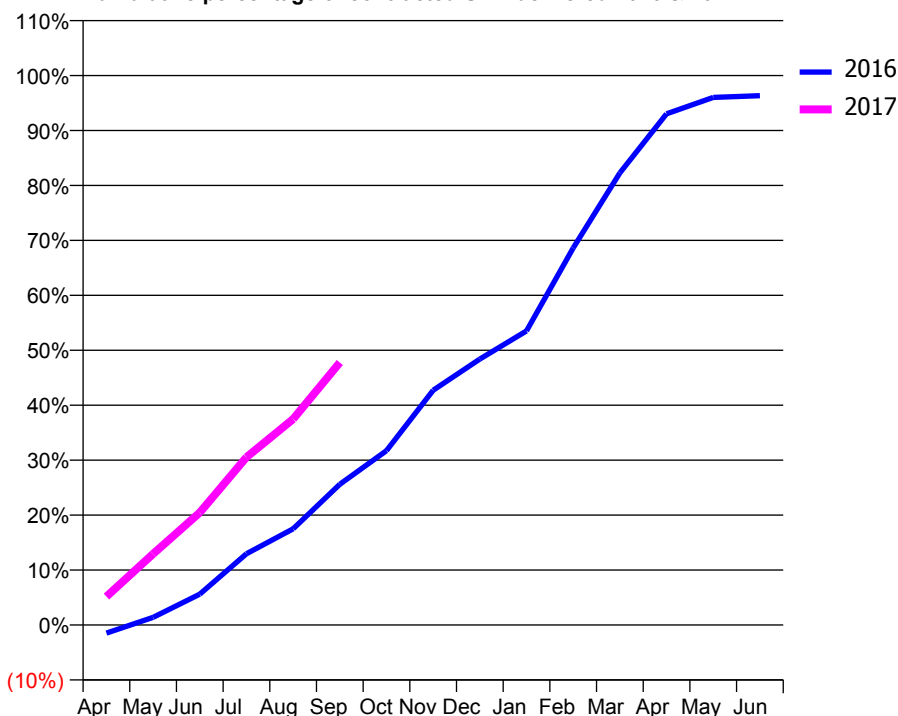
ACCESS*

Patients seen in 24 months	Total	Change since previous quarter
Quarter ending September 2015	3,331	
Quarter ending December 2015	3,331	→
Quarter ending March 2016	3,469	↑
Quarter ending June 2016	3,539	↑
Quarter ending September 2016	3,576	→
Variance since September 2015	7.4%	↑



ACTIVITY

Cumulative percentage of contracted UDA delivered 2016 & 2017



Month	Adjusted Scheduled Activity (UDA)	
	2016	2017
April	-139	480
May	129	1,200
June	521	1,900
July	1,204	2,834
August	1,625	3,477
September	2,376	4,433
October	2,944	
November	3,965	
December	4,492	
January	4,967	
February	6,366	
March	7,635	
April	8,633	
May	8,911	
June	8,940	

QUALITY

	Quantity	Base Number	Contract	AT	Region	England
% of FP17s for the same patient ID Re-attending within 3 months - Children	42	524	8.0%	10.4%	11.8%	12.4%
% of FP17s for the same patient ID Re-attending within 3 months - Adults	242	1,461	16.6%	15.9%	17.1%	16.7%
% of FP17s for the same patient ID Re-attending between 3 & 9 months - Children	221	524	42.2%	47.1%	45.8%	57.4%
% of FP17s for the same patient ID Re-attending between 3 & 9 months - Adults	432	1,461	29.6%	37.7%	37.6%	50.5%
% of FP17s for Band 1 Urgent Courses	141	1,493	9.4%	10.1%	10.6%	9.1%
% of FP17s Relating to Free Repair or Replacements	21	1,493	1.4%	0.6%	0.6%	0.8%
% of FP17s Relating to Continuations	23	1,493	1.5%	1.1%	0.9%	1.3%
% of Patients satisfied with the dentistry they have received	1	3	N/A	90.5%	90.2%	93.2%
% of Patients satisfied with the time they had to wait for an appointment	2	3	N/A	85.8%	83.8%	89.0%

* This is based on patients treated on this contract for their most recent course of treatment. Figures in italics indicate the base number of FP17s or Patient Questionnaire responses are less than 100. N/A is shown where the base number of responses is less than 10 during the period. % is calculated as Quantity/Base number*100

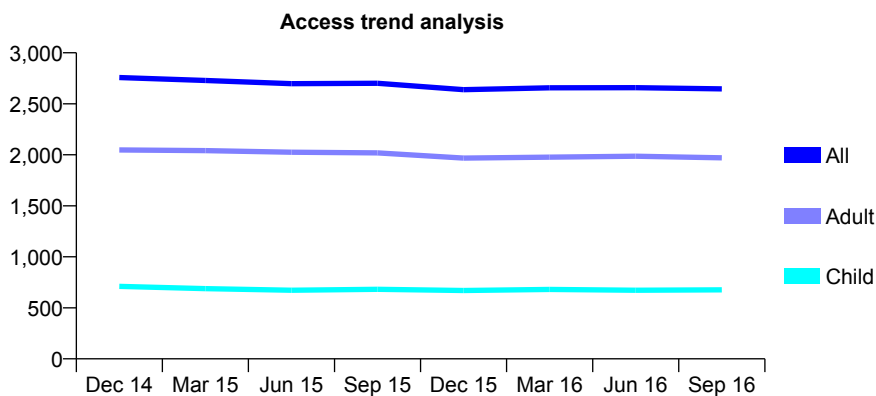
Q63 - Vital Signs At a Glance Contract Report for 577464/0001 - September 2016

Name or company name	MR NR RUBAKUMAR
Contract type name	GDS Contract
Purpose of contract	General
Contract start date	01/04/2006
Contract end date	

16/17 Contracted general activity (UDA)	7,583
Carry forward general activity (UDA)	-152
16/17 Contracted orthodontic activity (UOA)	0
Carry forward orthodontic activity (UOA)	0
Baseline contract value	£209,011.60

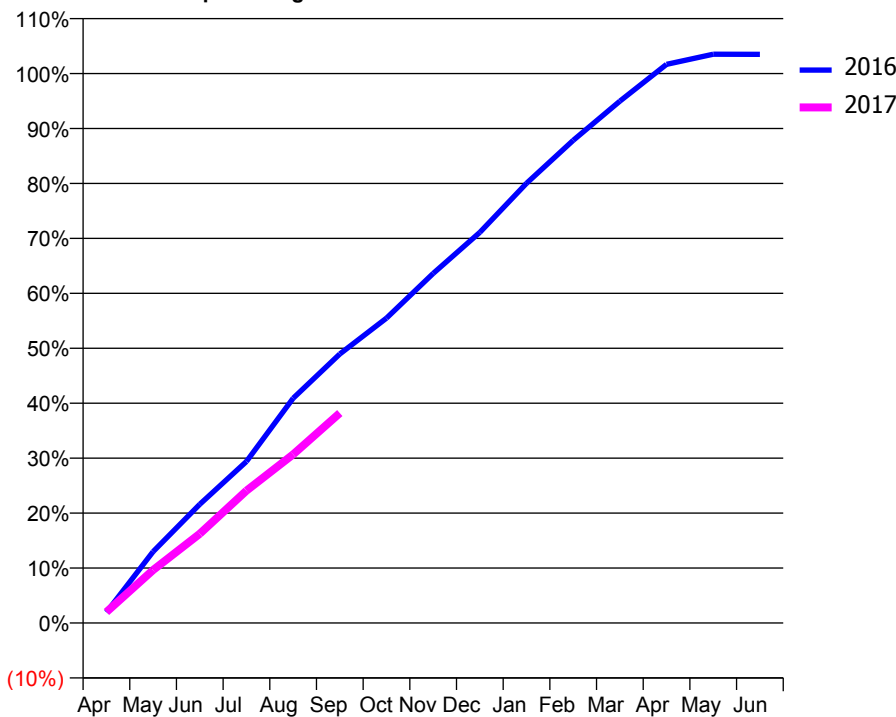
ACCESS*

Patients seen in 24 months	Total	Change since previous quarter
Quarter ending September 2015	2,701	
Quarter ending December 2015	2,638	↓
Quarter ending March 2016	2,657	→
Quarter ending June 2016	2,658	→
Quarter ending September 2016	2,647	→
Variance since September 2015	(2.0%)	↓



ACTIVITY

Cumulative percentage of contracted UDA delivered 2016 & 2017



Month	Adjusted Scheduled Activity (UDA)	
	2016	2017
April	149	152
May	986	732
June	1,639	1,232
July	2,230	1,826
August	3,101	2,327
September	3,713	2,897
October	4,207	
November	4,825	
December	5,390	
January	6,067	
February	6,660	
March	7,201	
April	7,710	
May	7,849	
June	7,848	

QUALITY

	Quantity	Base Number	Contract	AT	Region	England
% of FP17s for the same patient ID Re-attending within 3 months - Children	21	338	6.2%	10.4%	11.8%	12.4%
% of FP17s for the same patient ID Re-attending within 3 months - Adults	222	1,044	21.3%	15.9%	17.1%	16.7%
% of FP17s for the same patient ID Re-attending between 3 & 9 months - Children	128	338	37.9%	47.1%	45.8%	57.4%
% of FP17s for the same patient ID Re-attending between 3 & 9 months - Adults	314	1,044	30.1%	37.7%	37.6%	50.5%
% of FP17s for Band 1 Urgent Courses	144	1,118	12.9%	10.1%	10.6%	9.1%
% of FP17s Relating to Free Repair or Replacements	11	1,118	1.0%	0.6%	0.6%	0.8%
% of FP17s Relating to Continuations	30	1,118	2.7%	1.1%	0.9%	1.3%
% of Patients satisfied with the dentistry they have received	3	3	N/A	90.5%	90.2%	93.2%
% of Patients satisfied with the time they had to wait for an appointment	3	3	N/A	85.8%	83.8%	89.0%

* This is based on patients treated on this contract for their most recent course of treatment. Figures in italics indicate the base number of FP17s or Patient Questionnaire responses are less than 100. N/A is shown where the base number of responses is less than 10 during the period. % is calculated as Quantity/Base number*100

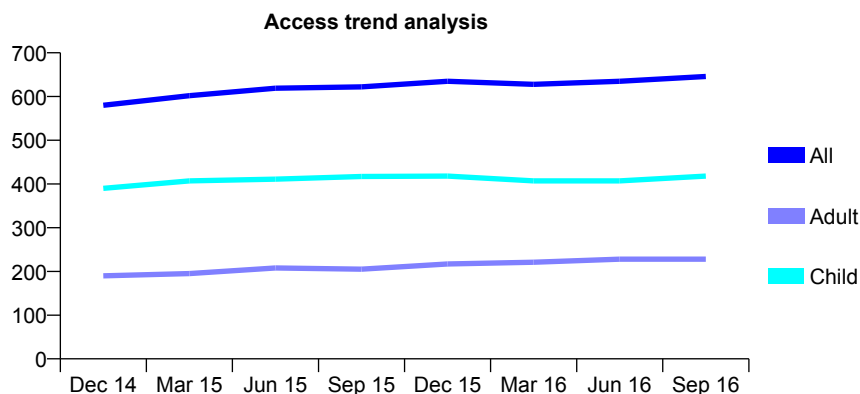
Q63 - Vital Signs At a Glance Contract Report for 578673/0002 - September 2016

Name or company name	Dr Y Cheng & Dr M Shah
Contract type name	GDS Contract
Purpose of contract	General
Contract start date	01/04/2006
Contract end date	

16/17 Contracted general activity (UDA)	2,235
Carry forward general activity (UDA)	0
16/17 Contracted orthodontic activity (UOA)	0
Carry forward orthodontic activity (UOA)	0
Baseline contract value	£55,949.13

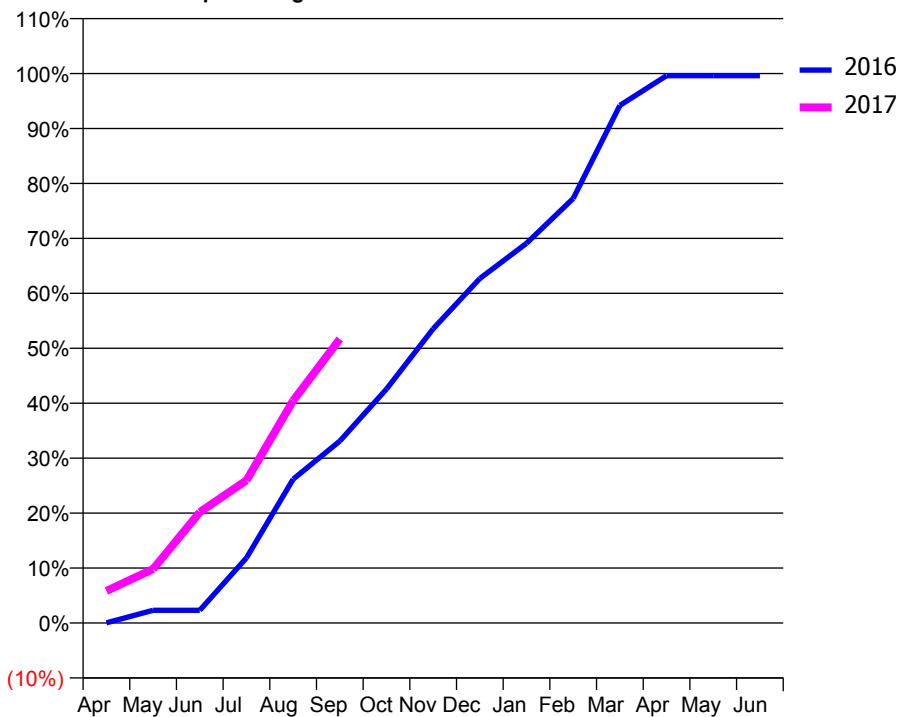
ACCESS*

Patients seen in 24 months	Total	Change since previous quarter
Quarter ending September 2015	622	
Quarter ending December 2015	635	↑
Quarter ending March 2016	628	↓
Quarter ending June 2016	635	→
Quarter ending September 2016	646	→
Variance since September 2015	3.9%	↑



ACTIVITY

Cumulative percentage of contracted UDA delivered 2016 & 2017



Month	Adjusted Scheduled Activity (UDA)	
	2016	2017
April	1	131
May	52	220
June	52	451
July	265	580
August	585	904
September	740	1,155
October	951	
November	1,197	
December	1,401	
January	1,545	
February	1,727	
March	2,105	
April	2,226	
May	2,226	
June	2,226	

QUALITY

	Quantity	Base Number	Contract	AT	Region	England
% of FP17s for the same patient ID Re-attending within 3 months - Children	31	351	8.8%	10.4%	11.8%	12.4%
% of FP17s for the same patient ID Re-attending within 3 months - Adults	27	139	19.4%	15.9%	17.1%	16.7%
% of FP17s for the same patient ID Re-attending between 3 & 9 months - Children	191	351	54.4%	47.1%	45.8%	57.4%
% of FP17s for the same patient ID Re-attending between 3 & 9 months - Adults	80	139	57.6%	37.7%	37.6%	50.5%
% of FP17s for Band 1 Urgent Courses	21	442	4.8%	10.1%	10.6%	9.1%
% of FP17s Relating to Free Repair or Replacements	0	442	0.0%	0.6%	0.6%	0.8%
% of FP17s Relating to Continuations	6	442	1.4%	1.1%	0.9%	1.3%
% of Patients satisfied with the dentistry they have received	0	0	N/A	90.5%	90.2%	93.2%
% of Patients satisfied with the time they had to wait for an appointment	0	0	N/A	85.8%	83.8%	89.0%

* This is based on patients treated on this contract for their most recent course of treatment. Figures in italics indicate the base number of FP17s or Patient Questionnaire responses are less than 100. N/A is shown where the base number of responses is less than 10 during the period. % is calculated as Quantity/Base number*100

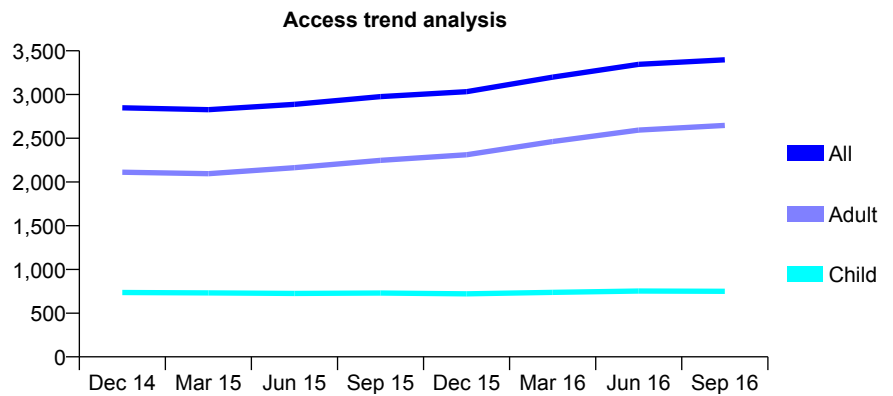
Q63 - Vital Signs At a Glance Contract Report for 610070/0001 - September 2016

Name or company name	MR DV PATEL
Contract type name	GDS Contract
Purpose of contract	General
Contract start date	01/04/2011
Contract end date	

16/17 Contracted general activity (UDA)	7,500
Carry forward general activity (UDA)	-150
16/17 Contracted orthodontic activity (UOA)	0
Carry forward orthodontic activity (UOA)	0
Baseline contract value	£204,670.23

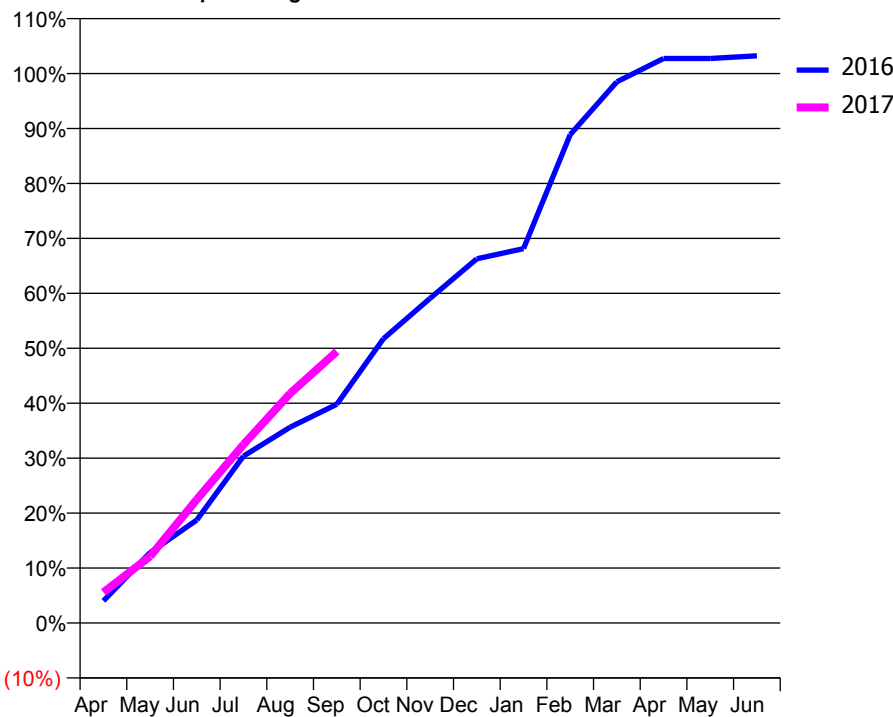
ACCESS*

Patients seen in 24 months	Total	Change since previous quarter
Quarter ending September 2015	2,976	
Quarter ending December 2015	3,032	→
Quarter ending March 2016	3,199	↑
Quarter ending June 2016	3,345	↑
Quarter ending September 2016	3,397	→
Variance since September 2015	14.1%	↑



ACTIVITY

Cumulative percentage of contracted UDA delivered 2016 & 2017



Month	Adjusted Scheduled Activity (UDA)	
	2016	2017
April	303	420
May	961	909
June	1,406	1,687
July	2,278	2,435
August	2,674	3,134
September	2,986	3,706
October	3,881	
November	4,433	
December	4,971	
January	5,109	
February	6,667	
March	7,387	
April	7,705	
May	7,704	
June	7,741	

QUALITY

	Quantity	Base Number	Contract	AT	Region	England
% of FP17s for the same patient ID Re-attending within 3 months - Children	25	461	5.4%	10.4%	11.8%	12.4%
% of FP17s for the same patient ID Re-attending within 3 months - Adults	164	1,389	11.8%	15.9%	17.1%	16.7%
% of FP17s for the same patient ID Re-attending between 3 & 9 months - Children	220	461	47.7%	47.1%	45.8%	57.4%
% of FP17s for the same patient ID Re-attending between 3 & 9 months - Adults	428	1,389	30.8%	37.7%	37.6%	50.5%
% of FP17s for Band 1 Urgent Courses	162	1,708	9.5%	10.1%	10.6%	9.1%
% of FP17s Relating to Free Repair or Replacements	10	1,708	0.6%	0.6%	0.6%	0.8%
% of FP17s Relating to Continuations	30	1,708	1.8%	1.1%	0.9%	1.3%
% of Patients satisfied with the dentistry they have received	3	3	N/A	90.5%	90.2%	93.2%
% of Patients satisfied with the time they had to wait for an appointment	3	3	N/A	85.8%	83.8%	89.0%

* This is based on patients treated on this contract for their most recent course of treatment. Figures in italics indicate the base number of FP17s or Patient Questionnaire responses are less than 100. N/A is shown where the base number of responses is less than 10 during the period. % is calculated as Quantity/Base number*100

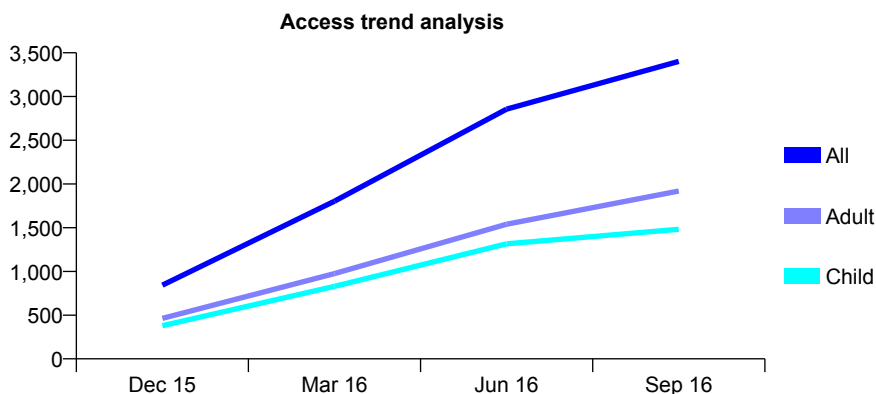
Q63 - Vital Signs At a Glance Contract Report for 610070/0002 - September 2016

Name or company name	MR DV PATEL
Contract type name	GDS Contract
Purpose of contract	General
Contract start date	01/11/2015
Contract end date	

16/17 Contracted general activity (UDA)	10,000
Carry forward general activity (UDA)	-55
16/17 Contracted orthodontic activity (UOA)	0
Carry forward orthodontic activity (UOA)	0
Baseline contract value	£251,079.31

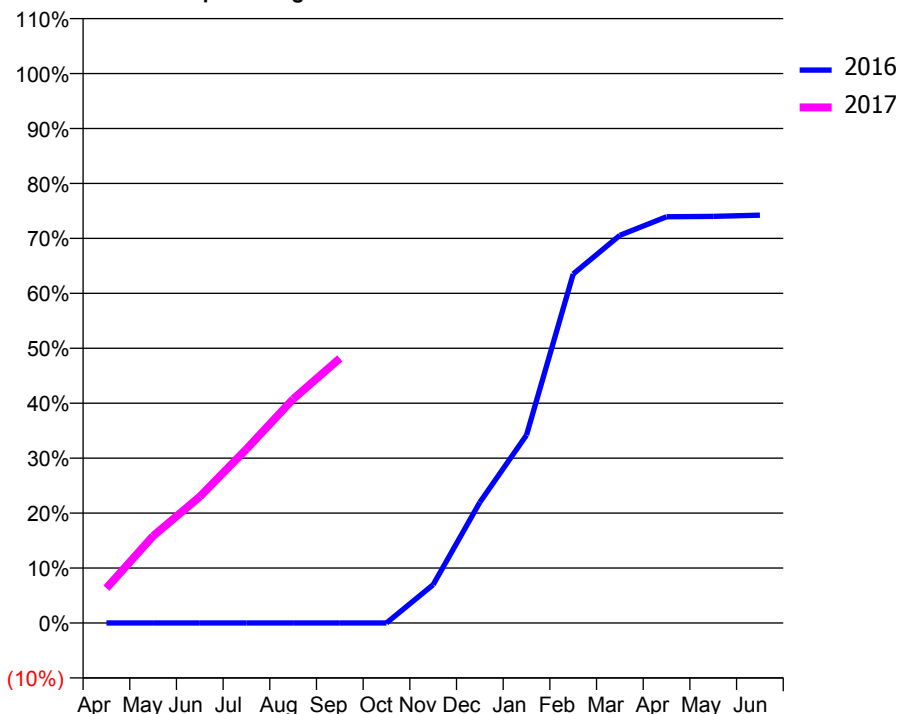
ACCESS*

Patients seen in 24 months	Total	Change since previous quarter
Quarter ending September 2015	0	
Quarter ending December 2015	842	↑
Quarter ending March 2016	1,804	↑
Quarter ending June 2016	2,855	↑
Quarter ending September 2016	3,402	↑
Variance since September 2015	N/A	



ACTIVITY

Cumulative percentage of contracted UDA delivered 2016 & 2017



Month	Adjusted Scheduled Activity (UDA)	
	2016	2017
April	0	635
May	0	1,583
June	0	2,298
July	0	3,165
August	0	4,075
September	0	4,817
October	0	
November	348	
December	1,096	
January	1,705	
February	3,167	
March	3,518	
April	3,687	
May	3,690	
June	3,701	

QUALITY

	Quantity	Base Number	Contract	AT	Region	England
% of FP17s for the same patient ID Re-attending within 3 months - Children	71	1,368	5.2%	10.4%	11.8%	12.4%
% of FP17s for the same patient ID Re-attending within 3 months - Adults	165	1,706	9.7%	15.9%	17.1%	16.7%
% of FP17s for the same patient ID Re-attending between 3 & 9 months - Children	516	1,368	37.7%	47.1%	45.8%	57.4%
% of FP17s for the same patient ID Re-attending between 3 & 9 months - Adults	558	1,706	32.7%	37.7%	37.6%	50.5%
% of FP17s for Band 1 Urgent Courses	318	2,960	10.7%	10.1%	10.6%	9.1%
% of FP17s Relating to Free Repair or Replacements	7	2,960	0.2%	0.6%	0.6%	0.8%
% of FP17s Relating to Continuations	1	2,960	0.0%	1.1%	0.9%	1.3%
% of Patients satisfied with the dentistry they have received	2	3	N/A	90.5%	90.2%	93.2%
% of Patients satisfied with the time they had to wait for an appointment	2	3	N/A	85.8%	83.8%	89.0%

* This is based on patients treated on this contract for their most recent course of treatment. Figures in italics indicate the base number of FP17s or Patient Questionnaire responses are less than 100. N/A is shown where the base number of responses is less than 10 during the period. % is calculated as Quantity/Base number*100

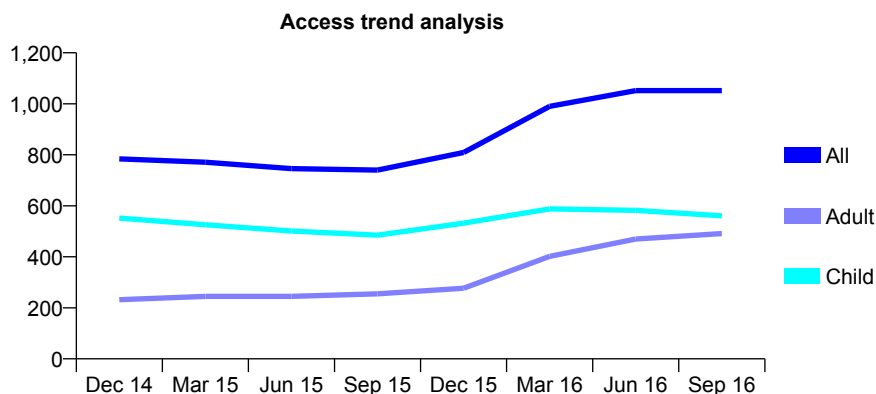
Q63 - Vital Signs At a Glance Contract Report for 623369/0002 - September 2016

Name or company name	MR RP BATEMAN
Contract type name	PDS Contract
Purpose of contract	General and Orthodontic
Contract start date	01/04/2006
Contract end date	31/03/2019

16/17 Contracted general activity (UDA)	1,777
Carry forward general activity (UDA)	-4
16/17 Contracted orthodontic activity (UOA)	3,951
Carry forward orthodontic activity (UOA)	-19
Baseline contract value	£340,261.66

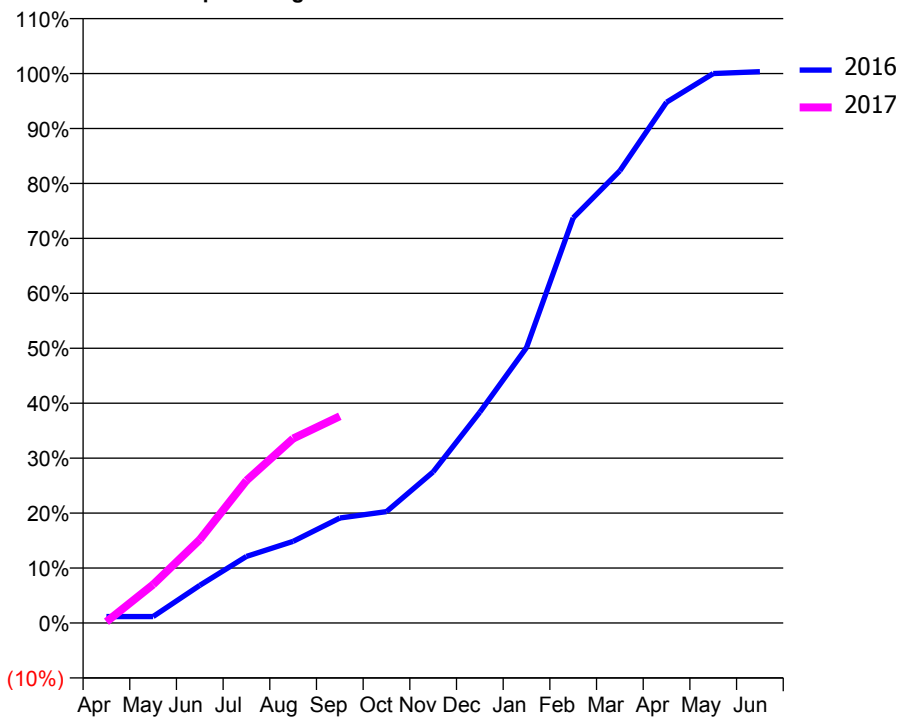
ACCESS*

Patients seen in 24 months	Total	Change since previous quarter
Quarter ending September 2015	740	
Quarter ending December 2015	809	↑
Quarter ending March 2016	990	↑
Quarter ending June 2016	1,052	↑
Quarter ending September 2016	1,052	→
Variance since September 2015	42.2%	↑



ACTIVITY

Cumulative percentage of contracted UDA delivered 2016 & 2017



Adjusted Scheduled Activity (UDA)

Month	2016	2017
April	15	4
May	15	125
June	87	270
July	155	461
August	190	597
September	244	669
October	259	
November	351	
December	490	
January	640	
February	942	
March	1,051	
April	1,210	
May	1,277	
June	1,281	

QUALITY

	Quantity	Base Number	Contract	AT	Region	England
% of FP17s for the same patient ID Re-attending within 3 months - Children	16	333	4.8%	10.4%	11.8%	12.4%
% of FP17s for the same patient ID Re-attending within 3 months - Adults	25	248	10.1%	15.9%	17.1%	16.7%
% of FP17s for the same patient ID Re-attending between 3 & 9 months - Children	69	333	20.7%	47.1%	45.8%	57.4%
% of FP17s for the same patient ID Re-attending between 3 & 9 months - Adults	49	248	19.8%	37.7%	37.6%	50.5%
% of FP17s for Band 1 Urgent Courses	19	270	7.0%	10.1%	10.6%	9.1%
% of FP17s Relating to Free Repair or Replacements	1	270	0.4%	0.6%	0.6%	0.8%
% of FP17s Relating to Continuations	2	270	0.7%	1.1%	0.9%	1.3%
% of Patients satisfied with the dentistry they have received	0	0	N/A	90.5%	90.2%	93.2%
% of Patients satisfied with the time they had to wait for an appointment	0	0	N/A	85.8%	83.8%	89.0%

* This is based on patients treated on this contract for their most recent course of treatment. Figures in italics indicate the base number of FP17s or Patient Questionnaire responses are less than 100. N/A is shown where the base number of responses is less than 10 during the period. % is calculated as Quantity/Base number*100

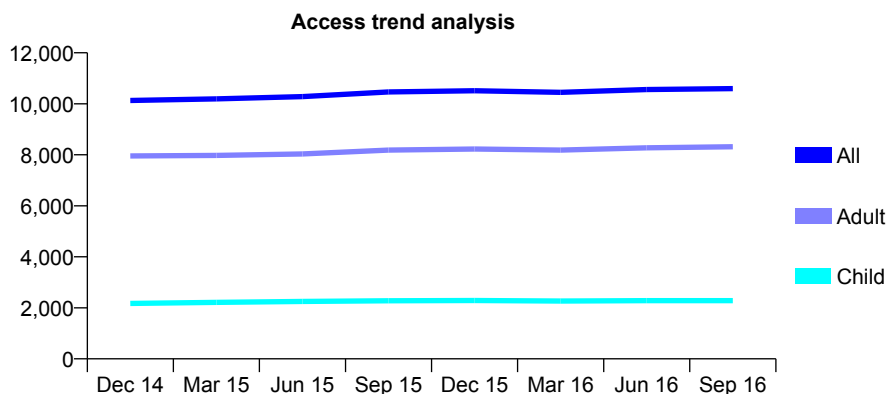
Q63 - Vital Signs At a Glance Contract Report for 624896/0003 - September 2016

Name or company name	MR JA GINTY
Contract type name	GDS Contract
Purpose of contract	General
Contract start date	01/04/2006
Contract end date	

16/17 Contracted general activity (UDA)	30,842
Carry forward general activity (UDA)	0
16/17 Contracted orthodontic activity (UOA)	0
Carry forward orthodontic activity (UOA)	0
Baseline contract value	£893,536.16

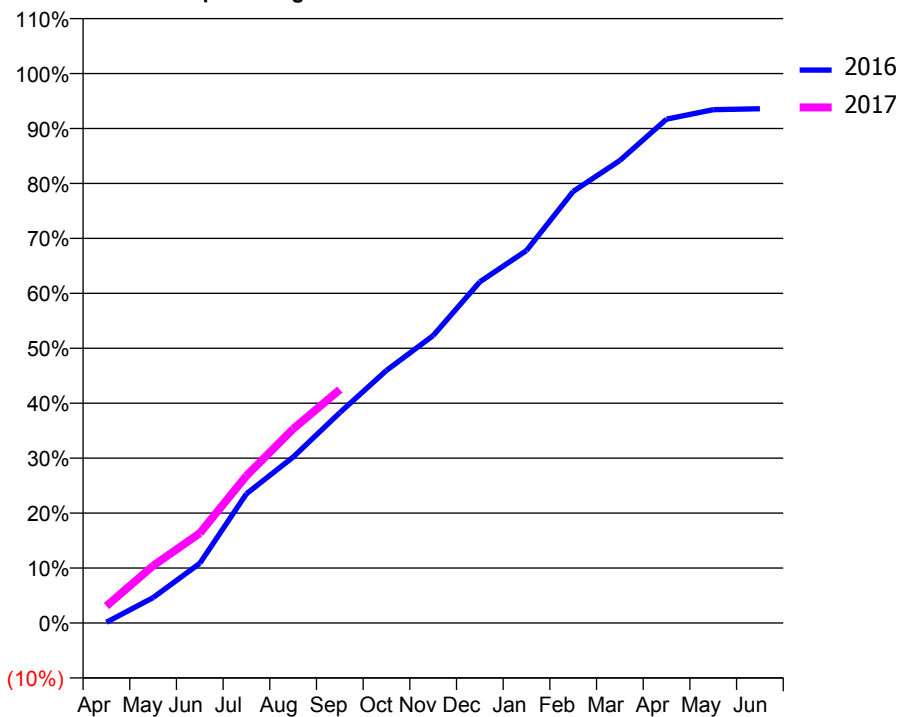
ACCESS*

Patients seen in 24 months	Total	Change since previous quarter
Quarter ending September 2015	10,464	
Quarter ending December 2015	10,511	→
Quarter ending March 2016	10,451	→
Quarter ending June 2016	10,557	→
Quarter ending September 2016	10,598	→
Variance since September 2015	1.3%	→



ACTIVITY

Cumulative percentage of contracted UDA delivered 2016 & 2017



Month	Adjusted Scheduled Activity (UDA)	
	2016	2017
April	40	951
May	1,429	3,211
June	3,353	5,041
July	7,253	8,263
August	9,317	10,895
September	11,809	13,100
October	14,179	
November	16,129	
December	19,151	
January	20,911	
February	24,224	
March	25,960	
April	28,282	
May	28,808	
June	28,866	

QUALITY

	Quantity	Base Number	Contract	AT	Region	England
% of FP17s for the same patient ID Re-attending within 3 months - Children	128	1,554	8.2%	10.4%	11.8%	12.4%
% of FP17s for the same patient ID Re-attending within 3 months - Adults	908	5,210	17.4%	15.9%	17.1%	16.7%
% of FP17s for the same patient ID Re-attending between 3 & 9 months - Children	647	1,554	41.6%	47.1%	45.8%	57.4%
% of FP17s for the same patient ID Re-attending between 3 & 9 months - Adults	2,058	5,210	39.5%	37.7%	37.6%	50.5%
% of FP17s for Band 1 Urgent Courses	750	5,787	13.0%	10.1%	10.6%	9.1%
% of FP17s Relating to Free Repair or Replacements	51	5,787	0.9%	0.6%	0.6%	0.8%
% of FP17s Relating to Continuations	158	5,787	2.7%	1.1%	0.9%	1.3%
% of Patients satisfied with the dentistry they have received	7	7	N/A	90.5%	90.2%	93.2%
% of Patients satisfied with the time they had to wait for an appointment	6	7	N/A	85.8%	83.8%	89.0%

* This is based on patients treated on this contract for their most recent course of treatment. Figures in italics indicate the base number of FP17s or Patient Questionnaire responses are less than 100. N/A is shown where the base number of responses is less than 10 during the period. % is calculated as Quantity/Base number*100

Q63 - Vital Signs At a Glance Contract Report for 624896/0005 - September 2016

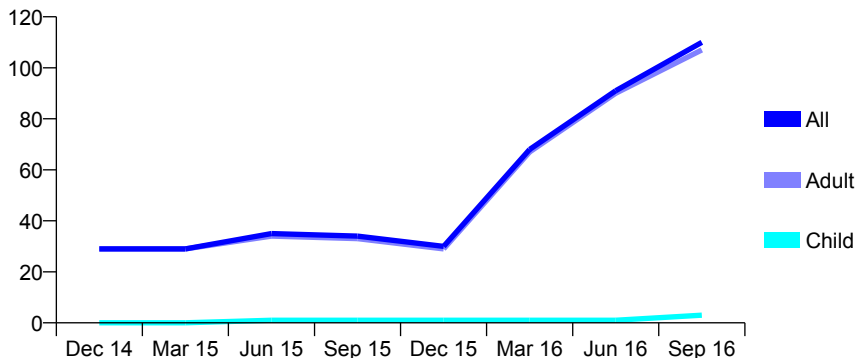
Name or company name	MR JA GINTY
Contract type name	PDS Contract
Purpose of contract	General
Contract start date	01/09/2010
Contract end date	31/03/2017

16/17 Contracted general activity (UDA)	500
Carry forward general activity (UDA)	0
16/17 Contracted orthodontic activity (UOA)	0
Carry forward orthodontic activity (UOA)	0
Baseline contract value	£24,705.01

ACCESS*

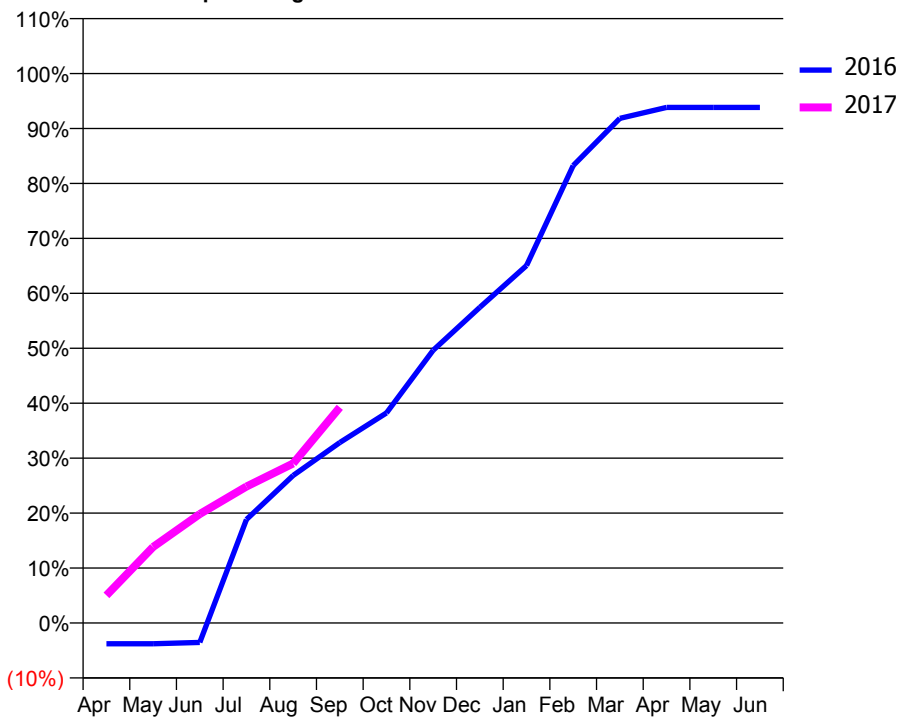
Patients seen in 24 months	Total	Change since previous quarter
Quarter ending September 2015	34	
Quarter ending December 2015	30	↓
Quarter ending March 2016	68	↑
Quarter ending June 2016	91	↑
Quarter ending September 2016	110	↑
Variance since September 2015	223.5%	↑

Access trend analysis



ACTIVITY

Cumulative percentage of contracted UDA delivered 2016 & 2017



Adjusted Scheduled Activity (UDA)

Month	2016	2017
April	-19	25
May	-19	69
June	-18	99
July	94	124
August	134	145
September	164	196
October	191	
November	248	
December	287	
January	325	
February	416	
March	459	
April	469	
May	469	
June	469	

QUALITY

	Quantity	Base Number	Contract	AT	Region	England
% of FP17s for the same patient ID Re-attending within 3 months - Children	0	2	0.0%	10.4%	11.8%	12.4%
% of FP17s for the same patient ID Re-attending within 3 months - Adults	2	74	2.7%	15.9%	17.1%	16.7%
% of FP17s for the same patient ID Re-attending between 3 & 9 months - Children	0	2	0.0%	47.1%	45.8%	57.4%
% of FP17s for the same patient ID Re-attending between 3 & 9 months - Adults	0	74	0.0%	37.7%	37.6%	50.5%
% of FP17s for Band 1 Urgent Courses	1	72	1.4%	10.1%	10.6%	9.1%
% of FP17s Relating to Free Repair or Replacements	0	72	0.0%	0.6%	0.6%	0.8%
% of FP17s Relating to Continuations	0	72	0.0%	1.1%	0.9%	1.3%
% of Patients satisfied with the dentistry they have received	0	0	N/A	90.5%	90.2%	93.2%
% of Patients satisfied with the time they had to wait for an appointment	0	0	N/A	85.8%	83.8%	89.0%

* This is based on patients treated on this contract for their most recent course of treatment. Figures in italics indicate the base number of FP17s or Patient Questionnaire responses are less than 100. N/A is shown where the base number of responses is less than 10 during the period. % is calculated as Quantity/Base number*100

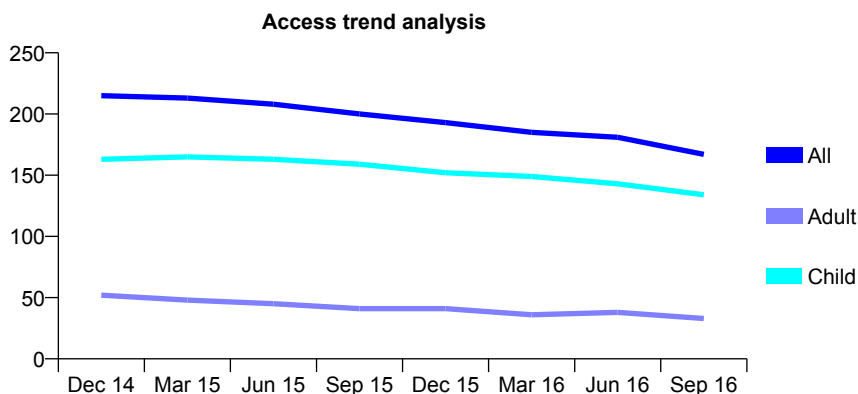
Q63 - Vital Signs At a Glance Contract Report for 630667/0001 - September 2016

Name or company name	MRS CA SIDA-MURRAY
Contract type name	GDS Contract
Purpose of contract	General
Contract start date	01/04/2006
Contract end date	

16/17 Contracted general activity (UDA)	390
Carry forward general activity (UDA)	0
16/17 Contracted orthodontic activity (UOA)	0
Carry forward orthodontic activity (UOA)	0
Baseline contract value	£9,356.80

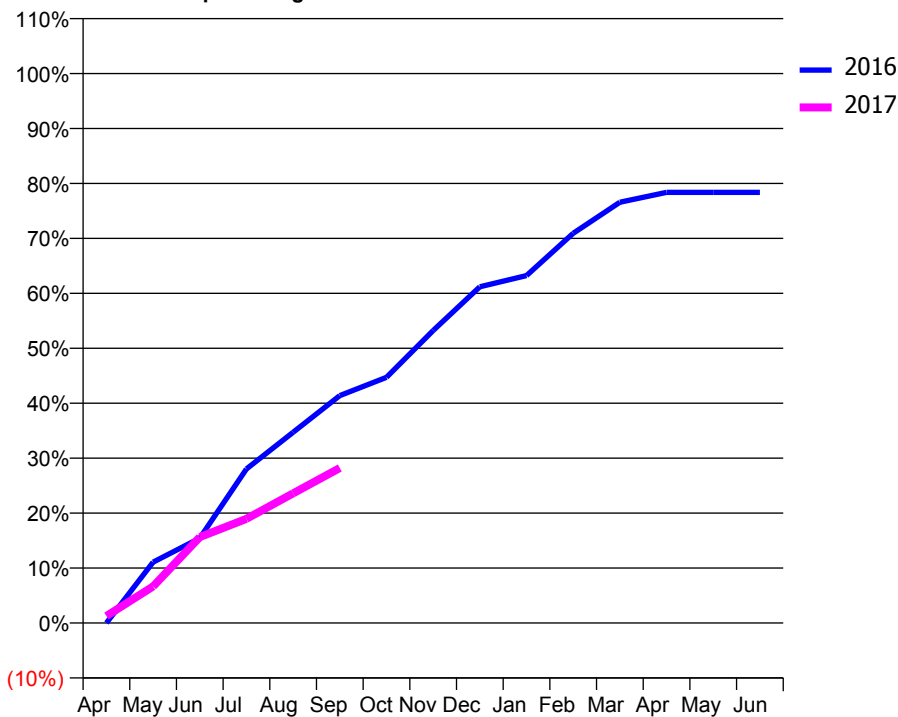
ACCESS*

Patients seen in 24 months	Total	Change since previous quarter
Quarter ending September 2015	200	
Quarter ending December 2015	193	↓
Quarter ending March 2016	185	↓
Quarter ending June 2016	181	↓
Quarter ending September 2016	167	↓
Variance since September 2015	(16.5%)	↓



ACTIVITY

Cumulative percentage of contracted UDA delivered 2016 & 2017



Adjusted Scheduled Activity (UDA)

Month	2016	2017
April	0	5
May	43	26
June	60	61
July	109	74
August	135	92
September	161	110
October	174	
November	208	
December	239	
January	247	
February	277	
March	299	
April	306	
May	306	
June	306	

QUALITY

	Quantity	Base Number	Contract	AT	Region	England
% of FP17s for the same patient ID Re-attending within 3 months - Children	6	91	6.6%	10.4%	11.8%	12.4%
% of FP17s for the same patient ID Re-attending within 3 months - Adults	0	8	0.0%	15.9%	17.1%	16.7%
% of FP17s for the same patient ID Re-attending between 3 & 9 months - Children	54	91	59.3%	47.1%	45.8%	57.4%
% of FP17s for the same patient ID Re-attending between 3 & 9 months - Adults	5	8	62.5%	37.7%	37.6%	50.5%
% of FP17s for Band 1 Urgent Courses	0	92	0.0%	10.1%	10.6%	9.1%
% of FP17s Relating to Free Repair or Replacements	0	92	0.0%	0.6%	0.6%	0.8%
% of FP17s Relating to Continuations	0	92	0.0%	1.1%	0.9%	1.3%
% of Patients satisfied with the dentistry they have received	0	0	N/A	90.5%	90.2%	93.2%
% of Patients satisfied with the time they had to wait for an appointment	0	0	N/A	85.8%	83.8%	89.0%

* This is based on patients treated on this contract for their most recent course of treatment. Figures in italics indicate the base number of FP17s or Patient Questionnaire responses are less than 100. N/A is shown where the base number of responses is less than 10 during the period. % is calculated as Quantity/Base number*100

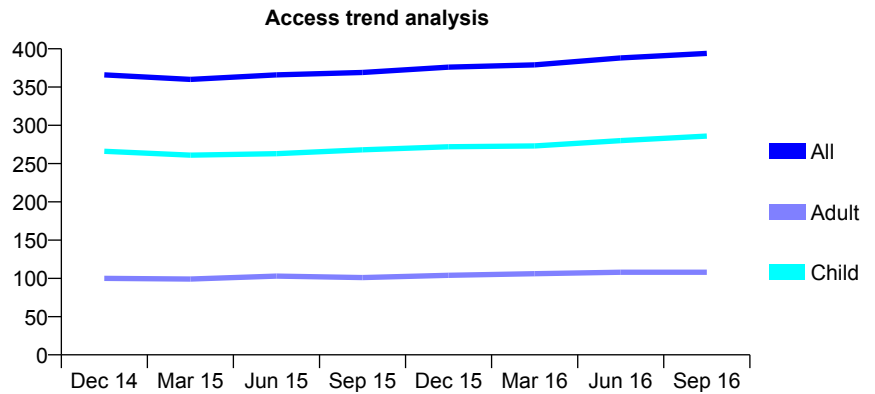
Q63 - Vital Signs At a Glance Contract Report for 632236/0001 - September 2016

Name or company name	MR WO DE VRIES
Contract type name	GDS Contract
Purpose of contract	General
Contract start date	01/04/2006
Contract end date	

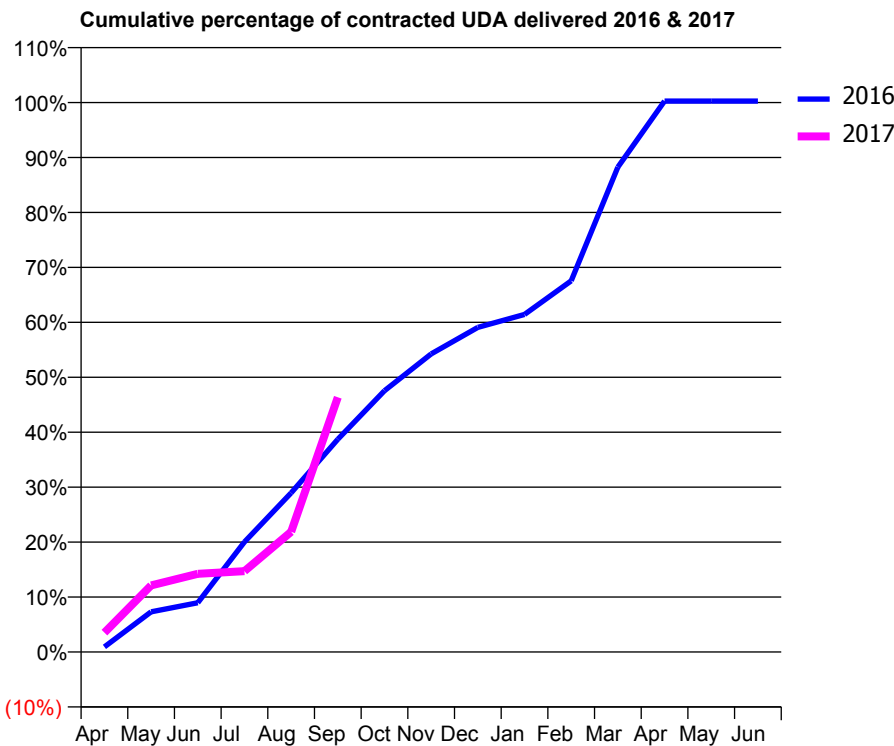
16/17 Contracted general activity (UDA)	850
Carry forward general activity (UDA)	-2
16/17 Contracted orthodontic activity (UOA)	0
Carry forward orthodontic activity (UOA)	0
Baseline contract value	£24,048.45

ACCESS*

Patients seen in 24 months	Total	Change since previous quarter
Quarter ending September 2015	369	
Quarter ending December 2015	376	→
Quarter ending March 2016	379	→
Quarter ending June 2016	388	↑
Quarter ending September 2016	394	→
Variance since September 2015	6.8%	↑



ACTIVITY



Month	Adjusted Scheduled Activity (UDA)	
	2016	2017
April	8	30
May	62	103
June	76	121
July	170	125
August	246	186
September	329	394
October	404	
November	461	
December	502	
January	522	
February	574	
March	750	
April	852	
May	852	
June	852	

QUALITY

	Quantity	Base Number	Contract	AT	Region	England
% of FP17s for the same patient ID Re-attending within 3 months - Children	1	249	0.4%	10.4%	11.8%	12.4%
% of FP17s for the same patient ID Re-attending within 3 months - Adults	0	57	0.0%	15.9%	17.1%	16.7%
% of FP17s for the same patient ID Re-attending between 3 & 9 months - Children	186	249	74.7%	47.1%	45.8%	57.4%
% of FP17s for the same patient ID Re-attending between 3 & 9 months - Adults	40	57	70.2%	37.7%	37.6%	50.5%
% of FP17s for Band 1 Urgent Courses	0	240	0.0%	10.1%	10.6%	9.1%
% of FP17s Relating to Free Repair or Replacements	0	240	0.0%	0.6%	0.6%	0.8%
% of FP17s Relating to Continuations	0	240	0.0%	1.1%	0.9%	1.3%
% of Patients satisfied with the dentistry they have received	0	0	N/A	90.5%	90.2%	93.2%
% of Patients satisfied with the time they had to wait for an appointment	0	0	N/A	85.8%	83.8%	89.0%

* This is based on patients treated on this contract for their most recent course of treatment. Figures in italics indicate the base number of FP17s or Patient Questionnaire responses are less than 100. N/A is shown where the base number of responses is less than 10 during the period. % is calculated as Quantity/Base number*100

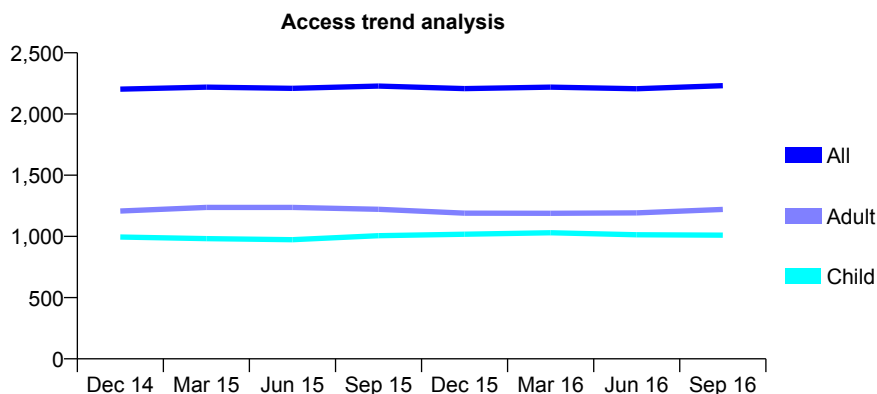
Q63 - Vital Signs At a Glance Contract Report for 632775/0001 - September 2016

Name or company name	MR AJ WHITTOME
Contract type name	GDS Contract
Purpose of contract	General
Contract start date	01/04/2006
Contract end date	

16/17 Contracted general activity (UDA)	7,187
Carry forward general activity (UDA)	0
16/17 Contracted orthodontic activity (UOA)	0
Carry forward orthodontic activity (UOA)	0
Baseline contract value	£183,824.66

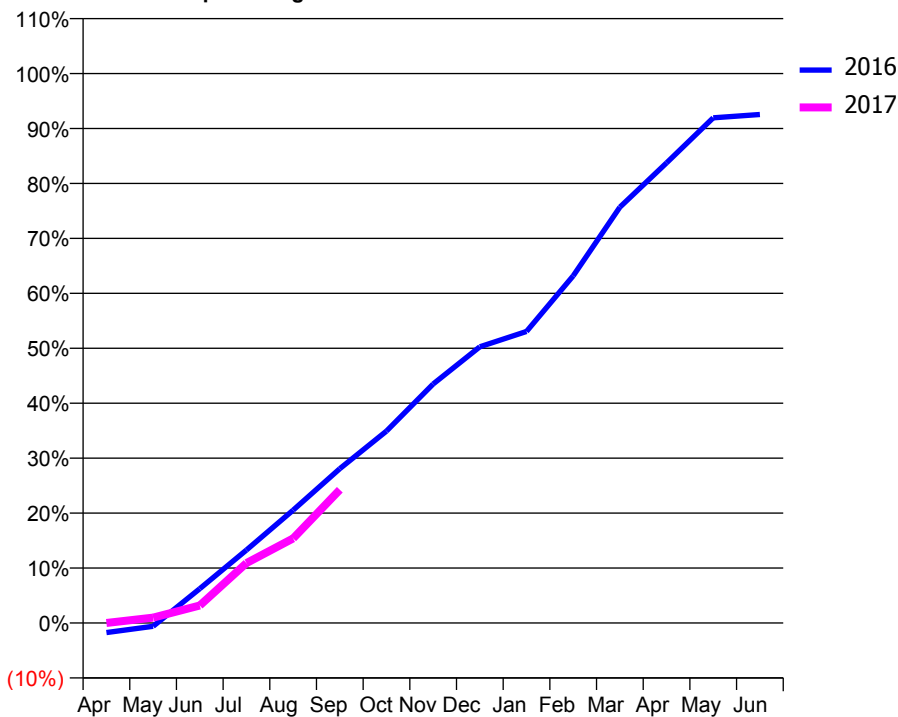
ACCESS*

Patients seen in 24 months	Total	Change since previous quarter
Quarter ending September 2015	2,228	
Quarter ending December 2015	2,208	→
Quarter ending March 2016	2,219	→
Quarter ending June 2016	2,206	→
Quarter ending September 2016	2,231	→
Variance since September 2015	0.1%	→



ACTIVITY

Cumulative percentage of contracted UDA delivered 2016 & 2017



Month	Adjusted Scheduled Activity (UDA)	
	2016	2017
April	-127	0
May	-45	70
June	449	229
July	954	784
August	1,476	1,107
September	2,018	1,744
October	2,511	
November	3,126	
December	3,613	
January	3,813	
February	4,541	
March	5,439	
April	6,019	
May	6,607	
June	6,651	

QUALITY

	Quantity	Base Number	Contract	AT	Region	England
% of FP17s for the same patient ID Re-attending within 3 months - Children	66	519	12.7%	10.4%	11.8%	12.4%
% of FP17s for the same patient ID Re-attending within 3 months - Adults	162	629	25.8%	15.9%	17.1%	16.7%
% of FP17s for the same patient ID Re-attending between 3 & 9 months - Children	215	519	41.4%	47.1%	45.8%	57.4%
% of FP17s for the same patient ID Re-attending between 3 & 9 months - Adults	258	629	41.0%	37.7%	37.6%	50.5%
% of FP17s for Band 1 Urgent Courses	88	725	12.1%	10.1%	10.6%	9.1%
% of FP17s Relating to Free Repair or Replacements	3	725	0.4%	0.6%	0.6%	0.8%
% of FP17s Relating to Continuations	0	725	0.0%	1.1%	0.9%	1.3%
% of Patients satisfied with the dentistry they have received	1	1	N/A	90.5%	90.2%	93.2%
% of Patients satisfied with the time they had to wait for an appointment	1	1	N/A	85.8%	83.8%	89.0%

* This is based on patients treated on this contract for their most recent course of treatment. Figures in italics indicate the base number of FP17s or Patient Questionnaire responses are less than 100. N/A is shown where the base number of responses is less than 10 during the period. % is calculated as Quantity/Base number*100

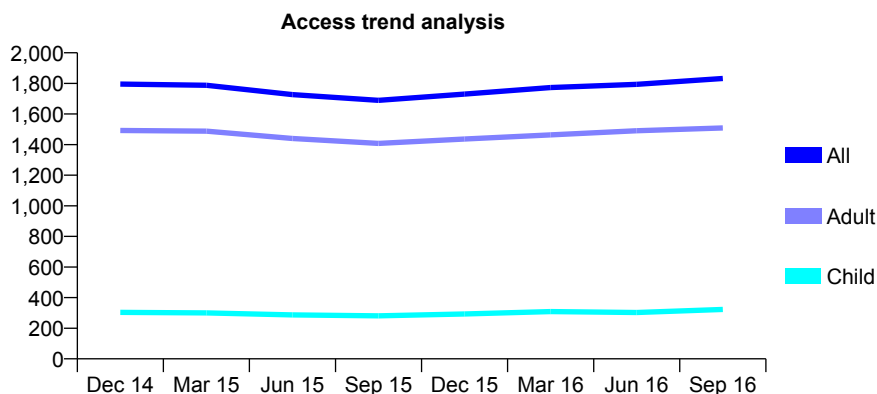
Q63 - Vital Signs At a Glance Contract Report for 635006/0001 - September 2016

Name or company name	MR CJ LEE
Contract type name	GDS Contract
Purpose of contract	General
Contract start date	01/04/2006
Contract end date	

16/17 Contracted general activity (UDA)	8,206
Carry forward general activity (UDA)	-158
16/17 Contracted orthodontic activity (UOA)	0
Carry forward orthodontic activity (UOA)	0
Baseline contract value	£297,083.40

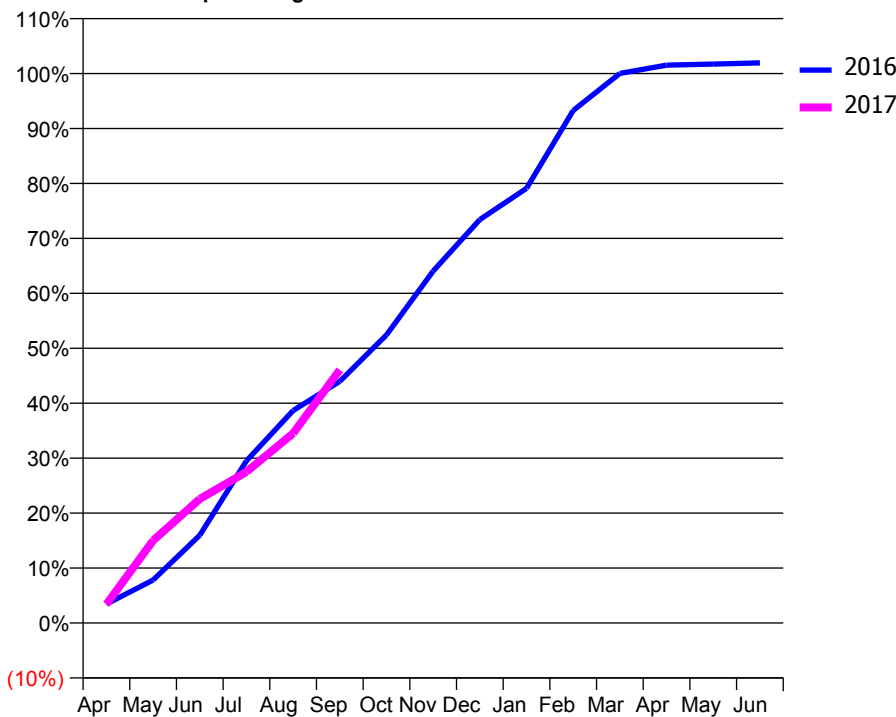
ACCESS*

Patients seen in 24 months	Total	Change since previous quarter
Quarter ending September 2015	1,689	
Quarter ending December 2015	1,730	↑
Quarter ending March 2016	1,773	↑
Quarter ending June 2016	1,794	→
Quarter ending September 2016	1,832	↑
Variance since September 2015	8.5%	↑



ACTIVITY

Cumulative percentage of contracted UDA delivered 2016 & 2017



Month	Adjusted Scheduled Activity (UDA)	
	2016	2017
April	284	279
May	642	1,232
June	1,310	1,852
July	2,422	2,257
August	3,173	2,832
September	3,609	3,781
October	4,303	
November	5,256	
December	6,024	
January	6,490	
February	7,653	
March	8,208	
April	8,331	
May	8,346	
June	8,364	

QUALITY

	Quantity	Base Number	Contract	AT	Region	England
% of FP17s for the same patient ID Re-attending within 3 months - Children	13	227	5.7%	10.4%	11.8%	12.4%
% of FP17s for the same patient ID Re-attending within 3 months - Adults	133	1,000	13.3%	15.9%	17.1%	16.7%
% of FP17s for the same patient ID Re-attending between 3 & 9 months - Children	104	227	45.8%	47.1%	45.8%	57.4%
% of FP17s for the same patient ID Re-attending between 3 & 9 months - Adults	497	1,000	49.7%	37.7%	37.6%	50.5%
% of FP17s for Band 1 Urgent Courses	74	1,172	6.3%	10.1%	10.6%	9.1%
% of FP17s Relating to Free Repair or Replacements	19	1,172	1.6%	0.6%	0.6%	0.8%
% of FP17s Relating to Continuations	13	1,172	1.1%	1.1%	0.9%	1.3%
% of Patients satisfied with the dentistry they have received	1	1	N/A	90.5%	90.2%	93.2%
% of Patients satisfied with the time they had to wait for an appointment	1	1	N/A	85.8%	83.8%	89.0%

* This is based on patients treated on this contract for their most recent course of treatment. Figures in italics indicate the base number of FP17s or Patient Questionnaire responses are less than 100. N/A is shown where the base number of responses is less than 10 during the period. % is calculated as Quantity/Base number*100

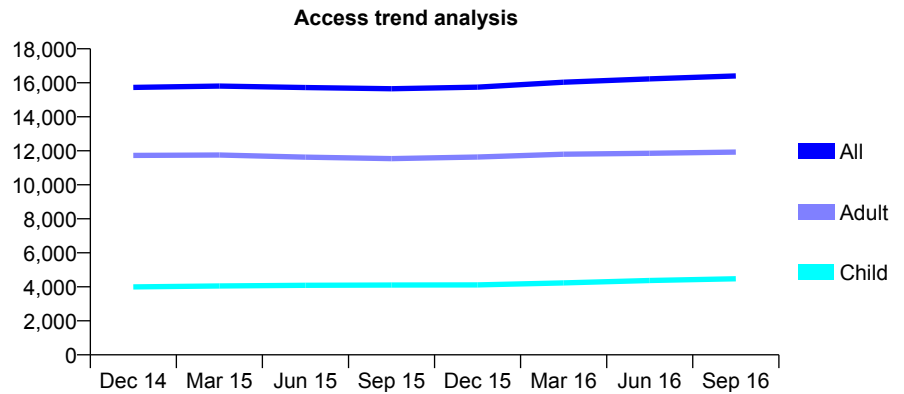
Q63 - Vital Signs At a Glance Contract Report for 638021/0001 - September 2016

Name or company name	MR U PATEL
Contract type name	GDS Contract
Purpose of contract	General
Contract start date	01/04/2006
Contract end date	

16/17 Contracted general activity (UDA)	56,222
Carry forward general activity (UDA)	709
16/17 Contracted orthodontic activity (UOA)	0
Carry forward orthodontic activity (UOA)	0
Baseline contract value	£1,638,056.49

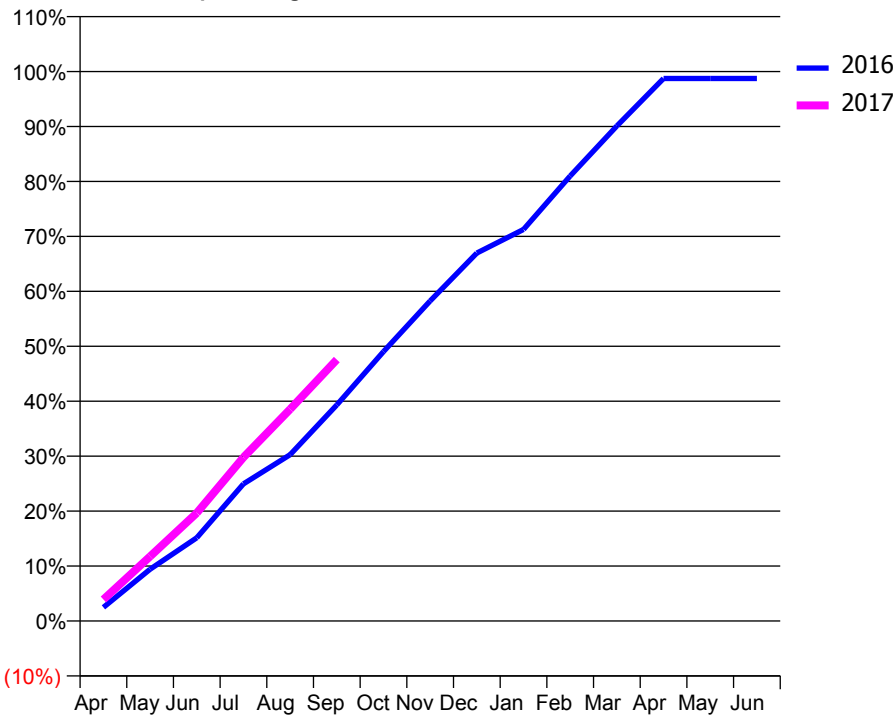
ACCESS*

Patients seen in 24 months	Total	Change since previous quarter
Quarter ending September 2015	15,649	
Quarter ending December 2015	15,746	→
Quarter ending March 2016	16,032	→
Quarter ending June 2016	16,232	→
Quarter ending September 2016	16,400	→
Variance since September 2015	4.8%	↑



ACTIVITY

Cumulative percentage of contracted UDA delivered 2016 & 2017



Month	Adjusted Scheduled Activity (UDA)	
	2016	2017
April	1,397	2,206
May	5,295	6,611
June	8,527	11,057
July	14,037	16,749
August	17,015	21,676
September	22,110	26,746
October	27,572	
November	32,752	
December	37,643	
January	40,065	
February	45,531	
March	50,645	
April	55,510	
May	55,512	
June	55,513	

QUALITY

	Quantity	Base Number	Contract	AT	Region	England
% of FP17s for the same patient ID Re-attending within 3 months - Children	393	3,242	12.1%	10.4%	11.8%	12.4%
% of FP17s for the same patient ID Re-attending within 3 months - Adults	1,336	7,194	18.6%	15.9%	17.1%	16.7%
% of FP17s for the same patient ID Re-attending between 3 & 9 months - Children	1,275	3,242	39.3%	47.1%	45.8%	57.4%
% of FP17s for the same patient ID Re-attending between 3 & 9 months - Adults	2,274	7,194	31.6%	37.7%	37.6%	50.5%
% of FP17s for Band 1 Urgent Courses	784	8,819	8.9%	10.1%	10.6%	9.1%
% of FP17s Relating to Free Repair or Replacements	203	8,819	2.3%	0.6%	0.6%	0.8%
% of FP17s Relating to Continuations	101	8,819	1.1%	1.1%	0.9%	1.3%
% of Patients satisfied with the dentistry they have received	8	9	N/A	90.5%	90.2%	93.2%
% of Patients satisfied with the time they had to wait for an appointment	9	9	N/A	85.8%	83.8%	89.0%

* This is based on patients treated on this contract for their most recent course of treatment. Figures in italics indicate the base number of FP17s or Patient Questionnaire responses are less than 100. N/A is shown where the base number of responses is less than 10 during the period. % is calculated as Quantity/Base number*100

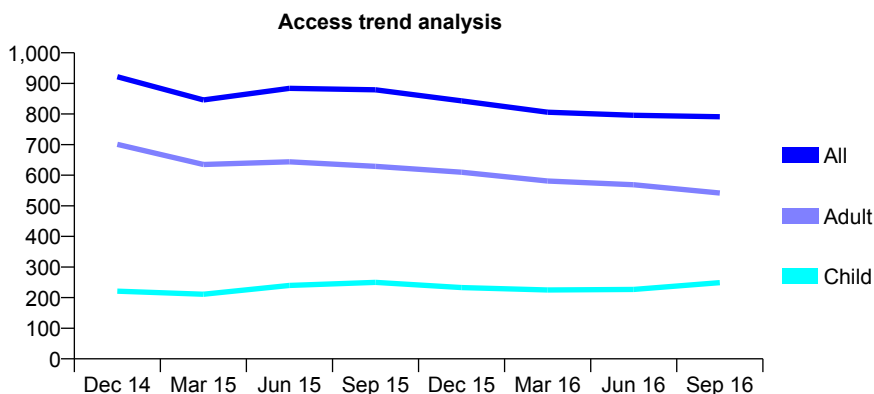
Q63 - Vital Signs At a Glance Contract Report for 638323/0005 - September 2016

Name or company name	MR SS PHOTAY
Contract type name	GDS Contract
Purpose of contract	General
Contract start date	01/09/2012
Contract end date	

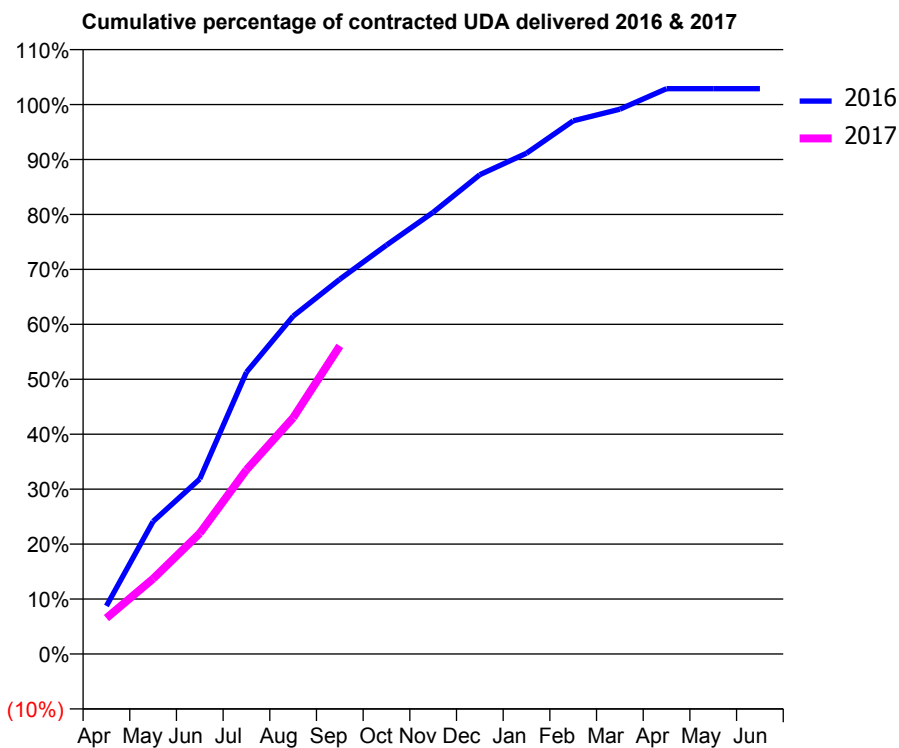
16/17 Contracted general activity (UDA)	2,268
Carry forward general activity (UDA)	0
16/17 Contracted orthodontic activity (UOA)	0
Carry forward orthodontic activity (UOA)	0
Baseline contract value	£55,668.69

ACCESS*

Patients seen in 24 months	Total	Change since previous quarter
Quarter ending September 2015	879	
Quarter ending December 2015	843	↓
Quarter ending March 2016	806	↓
Quarter ending June 2016	796	↓
Quarter ending September 2016	791	→
Variance since September 2015	(10.0%)	↓



ACTIVITY



Month	Adjusted Scheduled Activity (UDA)	
	2016	2017
April	198	148
May	547	311
June	722	499
July	1,163	760
August	1,394	975
September	1,547	1,272
October	1,688	
November	1,823	
December	1,978	
January	2,067	
February	2,200	
March	2,249	
April	2,333	
May	2,333	
June	2,333	

QUALITY

	Quantity	Base Number	Contract	AT	Region	England
% of FP17s for the same patient ID Re-attending within 3 months - Children	9	153	5.9%	10.4%	11.8%	12.4%
% of FP17s for the same patient ID Re-attending within 3 months - Adults	60	294	20.4%	15.9%	17.1%	16.7%
% of FP17s for the same patient ID Re-attending between 3 & 9 months - Children	52	153	34.0%	47.1%	45.8%	57.4%
% of FP17s for the same patient ID Re-attending between 3 & 9 months - Adults	47	294	16.0%	37.7%	37.6%	50.5%
% of FP17s for Band 1 Urgent Courses	49	419	11.7%	10.1%	10.6%	9.1%
% of FP17s Relating to Free Repair or Replacements	1	419	0.2%	0.6%	0.6%	0.8%
% of FP17s Relating to Continuations	1	419	0.2%	1.1%	0.9%	1.3%
% of Patients satisfied with the dentistry they have received	1	1	N/A	90.5%	90.2%	93.2%
% of Patients satisfied with the time they had to wait for an appointment	0	1	N/A	85.8%	83.8%	89.0%

* This is based on patients treated on this contract for their most recent course of treatment. Figures in italics indicate the base number of FP17s or Patient Questionnaire responses are less than 100. N/A is shown where the base number of responses is less than 10 during the period. % is calculated as Quantity/Base number*100

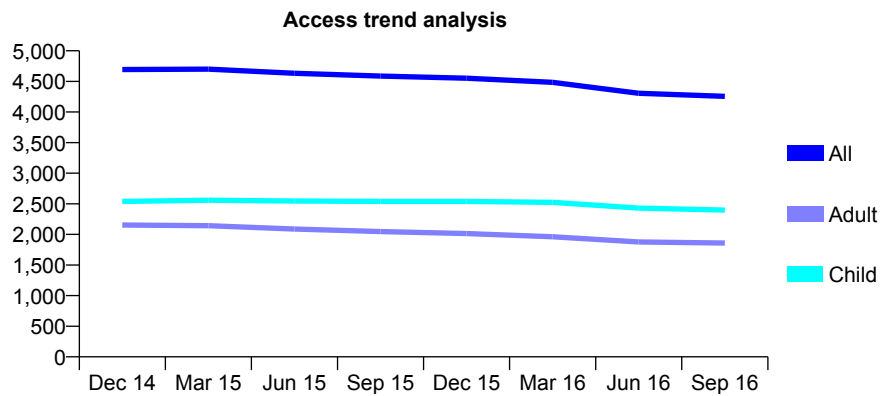
Q63 - Vital Signs At a Glance Contract Report for 643963/0001 - September 2016

Name or company name	MR BJ O'ROURKE
Contract type name	GDS Contract
Purpose of contract	General
Contract start date	01/04/2006
Contract end date	

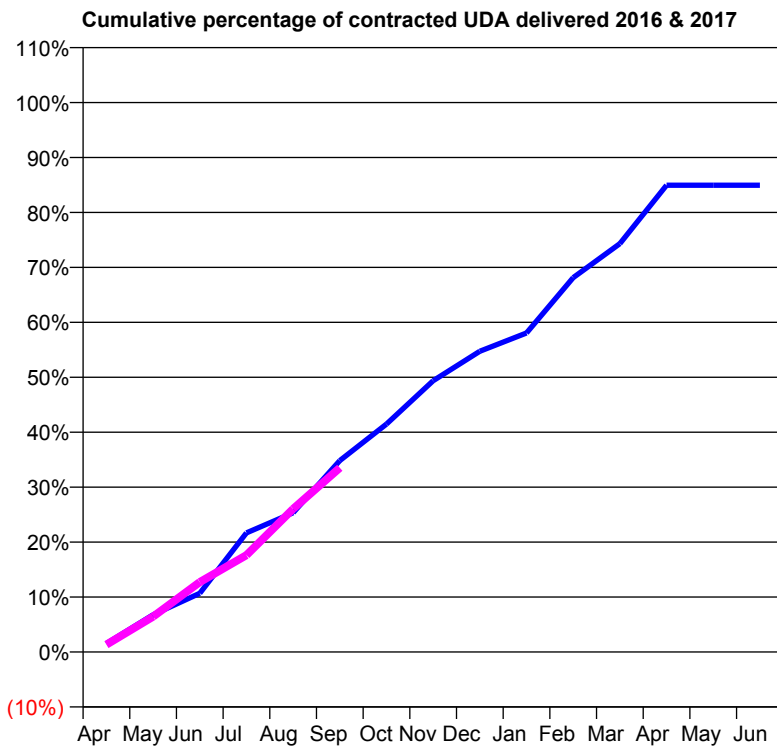
16/17 Contracted general activity (UDA)	15,452
Carry forward general activity (UDA)	0
16/17 Contracted orthodontic activity (UOA)	0
Carry forward orthodontic activity (UOA)	0
Baseline contract value	£457,226.61

ACCESS*

Patients seen in 24 months	Total	Change since previous quarter
Quarter ending September 2015	4,587	
Quarter ending December 2015	4,553	→
Quarter ending March 2016	4,484	↓
Quarter ending June 2016	4,306	↓
Quarter ending September 2016	4,257	↓
Variance since September 2015	(7.2%)	↓



ACTIVITY



Month	Adjusted Scheduled Activity (UDA)	
	2016	2017
April	238	208
May	1,046	996
June	1,653	1,967
July	3,349	2,723
August	3,916	4,026
September	5,383	5,180
October	6,410	
November	7,628	
December	8,459	
January	8,971	
February	10,526	
March	11,483	
April	13,125	
May	13,126	
June	13,126	

QUALITY

	Quantity	Base Number	Contract	AT	Region	England
% of FP17s for the same patient ID Re-attending within 3 months - Children	128	1,639	7.8%	10.4%	11.8%	12.4%
% of FP17s for the same patient ID Re-attending within 3 months - Adults	330	1,134	29.1%	15.9%	17.1%	16.7%
% of FP17s for the same patient ID Re-attending between 3 & 9 months - Children	834	1,639	50.9%	47.1%	45.8%	57.4%
% of FP17s for the same patient ID Re-attending between 3 & 9 months - Adults	361	1,134	31.8%	37.7%	37.6%	50.5%
% of FP17s for Band 1 Urgent Courses	275	2,245	12.2%	10.1%	10.6%	9.1%
% of FP17s Relating to Free Repair or Replacements	0	2,245	0.0%	0.6%	0.6%	0.8%
% of FP17s Relating to Continuations	36	2,245	1.6%	1.1%	0.9%	1.3%
% of Patients satisfied with the dentistry they have received	4	4	N/A	90.5%	90.2%	93.2%
% of Patients satisfied with the time they had to wait for an appointment	4	4	N/A	85.8%	83.8%	89.0%

* This is based on patients treated on this contract for their most recent course of treatment. Figures in italics indicate the base number of FP17s or Patient Questionnaire responses are less than 100. N/A is shown where the base number of responses is less than 10 during the period. % is calculated as Quantity/Base number*100

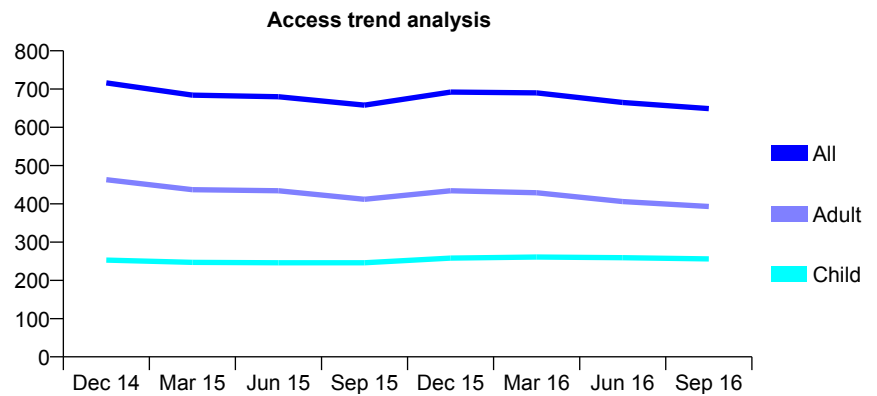
Q63 - Vital Signs At a Glance Contract Report for 651478/0001 - September 2016

Name or company name	MS NA DATHI
Contract type name	GDS Contract
Purpose of contract	General
Contract start date	01/04/2006
Contract end date	

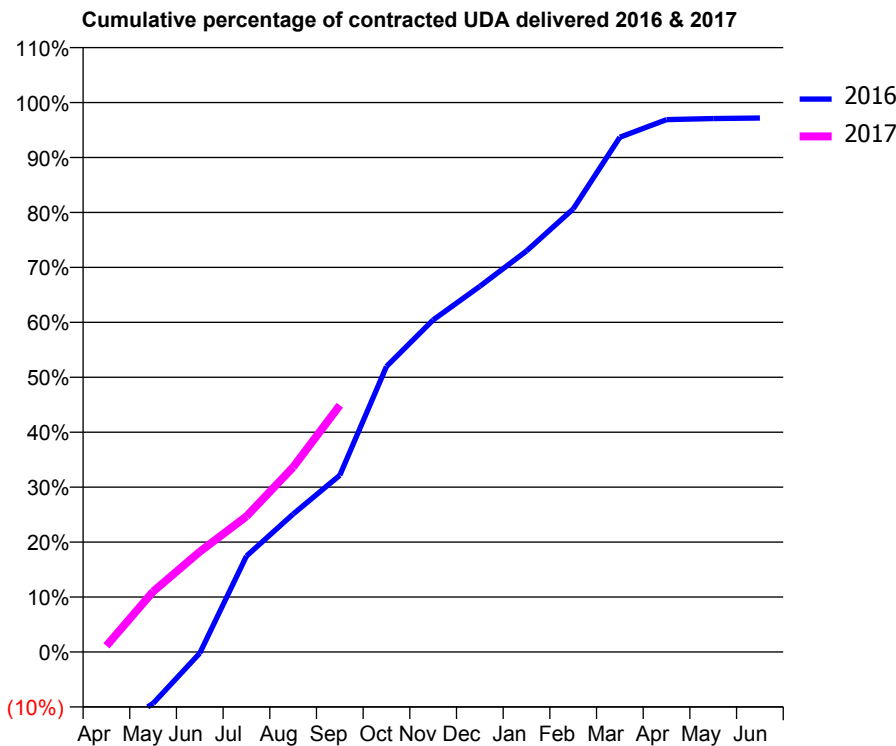
16/17 Contracted general activity (UDA)	1,000
Carry forward general activity (UDA)	28
16/17 Contracted orthodontic activity (UOA)	0
Carry forward orthodontic activity (UOA)	0
Baseline contract value	£23,493.31

ACCESS*

Patients seen in 24 months	Total	Change since previous quarter
Quarter ending September 2015	658	
Quarter ending December 2015	692	↑
Quarter ending March 2016	690	→
Quarter ending June 2016	665	↓
Quarter ending September 2016	649	↓
Variance since September 2015	(1.4%)	↓



ACTIVITY



Month	Adjusted Scheduled Activity (UDA)	
	2016	2017
April	-148	11
May	-94	110
June	-2	183
July	175	247
August	251	336
September	322	449
October	520	
November	604	
December	666	
January	730	
February	806	
March	937	
April	969	
May	971	
June	972	

QUALITY

	Quantity	Base Number	Contract	AT	Region	England
% of FP17s for the same patient ID Re-attending within 3 months - Children	7	145	4.8%	10.4%	11.8%	12.4%
% of FP17s for the same patient ID Re-attending within 3 months - Adults	14	181	7.7%	15.9%	17.1%	16.7%
% of FP17s for the same patient ID Re-attending between 3 & 9 months - Children	69	145	47.6%	47.1%	45.8%	57.4%
% of FP17s for the same patient ID Re-attending between 3 & 9 months - Adults	77	181	42.5%	37.7%	37.6%	50.5%
% of FP17s for Band 1 Urgent Courses	25	295	8.5%	10.1%	10.6%	9.1%
% of FP17s Relating to Free Repair or Replacements	1	295	0.3%	0.6%	0.6%	0.8%
% of FP17s Relating to Continuations	1	295	0.3%	1.1%	0.9%	1.3%
% of Patients satisfied with the dentistry they have received	0	0	N/A	90.5%	90.2%	93.2%
% of Patients satisfied with the time they had to wait for an appointment	0	0	N/A	85.8%	83.8%	89.0%

* This is based on patients treated on this contract for their most recent course of treatment. Figures in italics indicate the base number of FP17s or Patient Questionnaire responses are less than 100. N/A is shown where the base number of responses is less than 10 during the period. % is calculated as Quantity/Base number*100

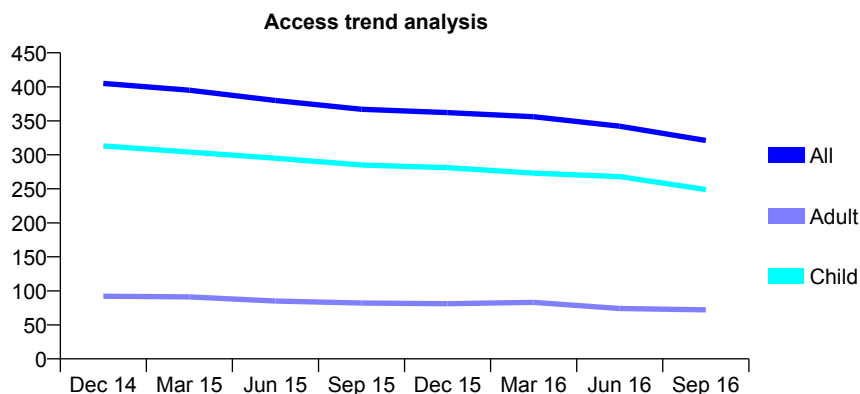
Q63 - Vital Signs At a Glance Contract Report for 651680/0001 - September 2016

Name or company name	MR RH BAYLIS
Contract type name	GDS Contract
Purpose of contract	General
Contract start date	01/04/2006
Contract end date	

16/17 Contracted general activity (UDA)	546
Carry forward general activity (UDA)	0
16/17 Contracted orthodontic activity (UOA)	0
Carry forward orthodontic activity (UOA)	0
Baseline contract value	£13,919.47

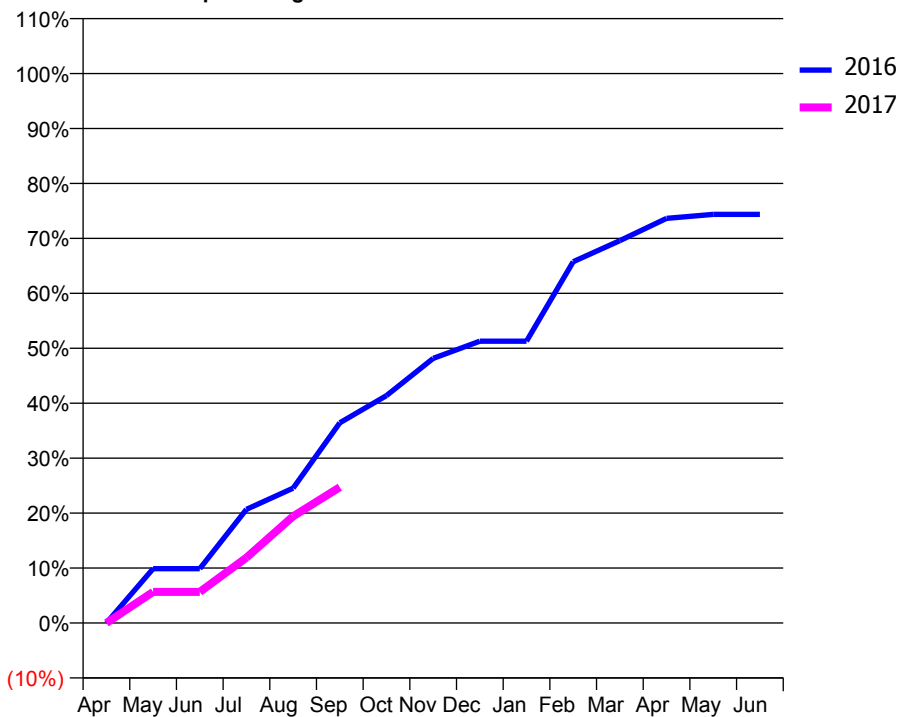
ACCESS*

Patients seen in 24 months	Total	Change since previous quarter
Quarter ending September 2015	367	
Quarter ending December 2015	362	↓
Quarter ending March 2016	356	↓
Quarter ending June 2016	342	↓
Quarter ending September 2016	321	↓
Variance since September 2015	(12.5%)	↓



ACTIVITY

Cumulative percentage of contracted UDA delivered 2016 & 2017



Month	Adjusted Scheduled Activity (UDA)	
	2016	2017
April	0	0
May	54	31
June	54	31
July	113	65
August	134	106
September	199	135
October	226	
November	263	
December	280	
January	280	
February	359	
March	380	
April	402	
May	406	
June	406	

QUALITY

	Quantity	Base Number	Contract	AT	Region	England
% of FP17s for the same patient ID Re-attending within 3 months - Children	8	137	5.8%	10.4%	11.8%	12.4%
% of FP17s for the same patient ID Re-attending within 3 months - Adults	0	6	0.0%	15.9%	17.1%	16.7%
% of FP17s for the same patient ID Re-attending between 3 & 9 months - Children	49	137	35.8%	47.1%	45.8%	57.4%
% of FP17s for the same patient ID Re-attending between 3 & 9 months - Adults	2	6	33.3%	37.7%	37.6%	50.5%
% of FP17s for Band 1 Urgent Courses	0	119	0.0%	10.1%	10.6%	9.1%
% of FP17s Relating to Free Repair or Replacements	0	119	0.0%	0.6%	0.6%	0.8%
% of FP17s Relating to Continuations	0	119	0.0%	1.1%	0.9%	1.3%
% of Patients satisfied with the dentistry they have received	0	0	N/A	90.5%	90.2%	93.2%
% of Patients satisfied with the time they had to wait for an appointment	0	0	N/A	85.8%	83.8%	89.0%

* This is based on patients treated on this contract for their most recent course of treatment. Figures in italics indicate the base number of FP17s or Patient Questionnaire responses are less than 100. N/A is shown where the base number of responses is less than 10 during the period. % is calculated as Quantity/Base number*100

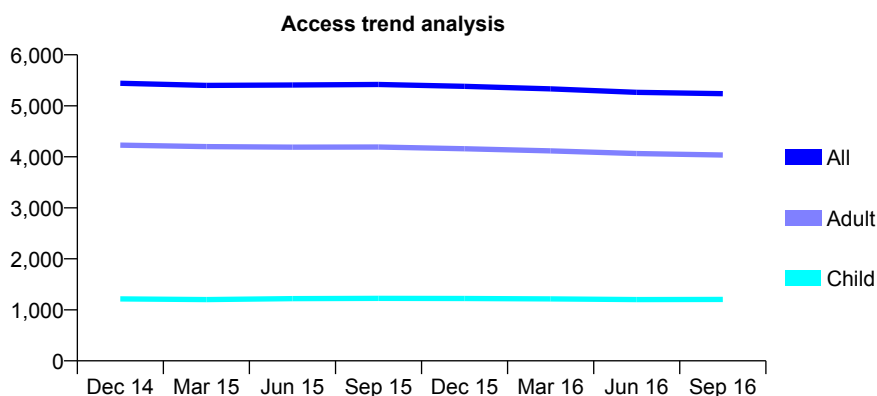
Q63 - Vital Signs At a Glance Contract Report for 656704/0003 - September 2016

Name or company name	MR R PATEL
Contract type name	GDS Contract
Purpose of contract	General
Contract start date	01/04/2006
Contract end date	

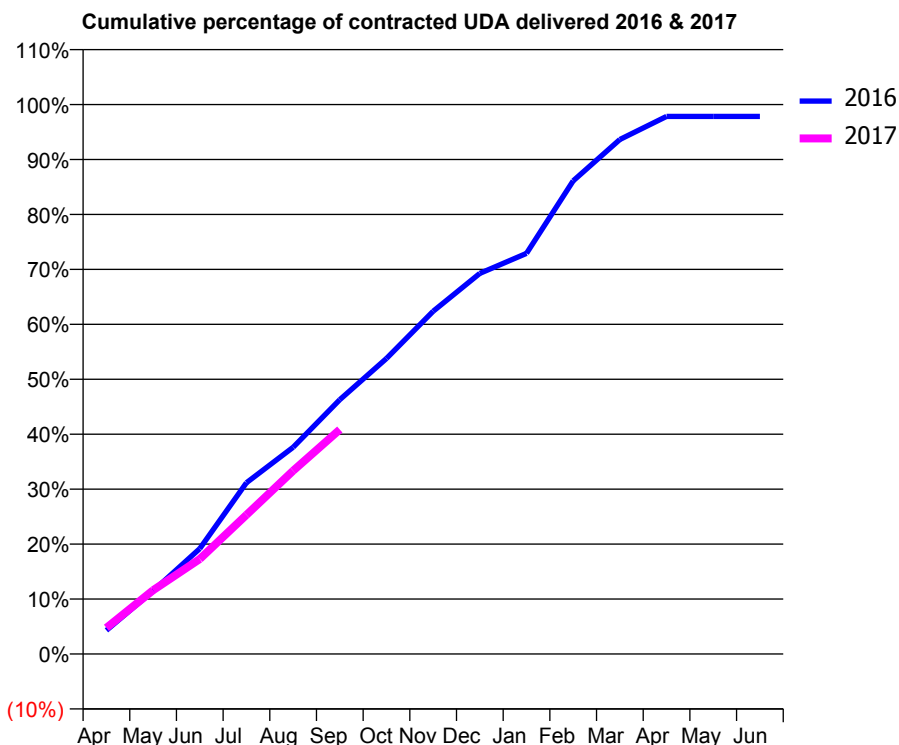
16/17 Contracted general activity (UDA)	15,926
Carry forward general activity (UDA)	0
16/17 Contracted orthodontic activity (UOA)	0
Carry forward orthodontic activity (UOA)	0
Baseline contract value	£441,578.97

ACCESS*

Patients seen in 24 months	Total	Change since previous quarter
Quarter ending September 2015	5,418	
Quarter ending December 2015	5,381	→
Quarter ending March 2016	5,331	→
Quarter ending June 2016	5,265	↓
Quarter ending September 2016	5,239	→
Variance since September 2015	(3.3%)	↓



ACTIVITY



Month	Adjusted Scheduled Activity (UDA)	
	2016	2017
April	686	761
May	1,830	1,849
June	3,055	2,753
July	4,963	4,031
August	5,992	5,310
September	7,370	6,507
October	8,565	
November	9,934	
December	11,032	
January	11,613	
February	13,713	
March	14,913	
April	15,580	
May	15,580	
June	15,580	

QUALITY

	Quantity	Base Number	Contract	AT	Region	England
% of FP17s for the same patient ID Re-attending within 3 months - Children	83	866	9.6%	10.4%	11.8%	12.4%
% of FP17s for the same patient ID Re-attending within 3 months - Adults	362	2,203	16.4%	15.9%	17.1%	16.7%
% of FP17s for the same patient ID Re-attending between 3 & 9 months - Children	400	866	46.2%	47.1%	45.8%	57.4%
% of FP17s for the same patient ID Re-attending between 3 & 9 months - Adults	809	2,203	36.7%	37.7%	37.6%	50.5%
% of FP17s for Band 1 Urgent Courses	274	2,795	9.8%	10.1%	10.6%	9.1%
% of FP17s Relating to Free Repair or Replacements	70	2,795	2.5%	0.6%	0.6%	0.8%
% of FP17s Relating to Continuations	23	2,795	0.8%	1.1%	0.9%	1.3%
% of Patients satisfied with the dentistry they have received	4	6	N/A	90.5%	90.2%	93.2%
% of Patients satisfied with the time they had to wait for an appointment	5	6	N/A	85.8%	83.8%	89.0%

* This is based on patients treated on this contract for their most recent course of treatment. Figures in italics indicate the base number of FP17s or Patient Questionnaire responses are less than 100. N/A is shown where the base number of responses is less than 10 during the period. % is calculated as Quantity/Base number*100

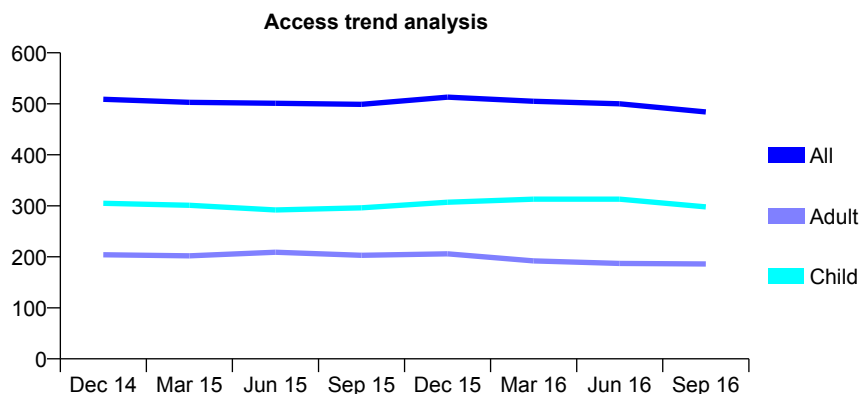
Q63 - Vital Signs At a Glance Contract Report for 656917/0001 - September 2016

Name or company name	MR P MORAITIS
Contract type name	GDS Contract
Purpose of contract	General
Contract start date	01/04/2006
Contract end date	

16/17 Contracted general activity (UDA)	1,090
Carry forward general activity (UDA)	0
16/17 Contracted orthodontic activity (UOA)	0
Carry forward orthodontic activity (UOA)	0
Baseline contract value	£29,229.66

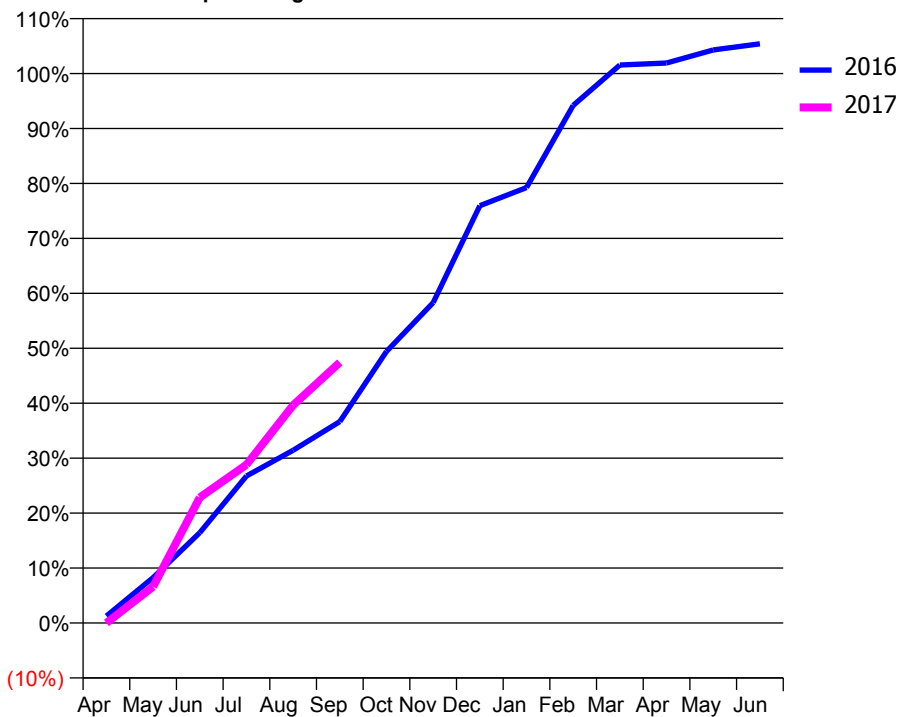
ACCESS*

Patients seen in 24 months	Total	Change since previous quarter
Quarter ending September 2015	499	
Quarter ending December 2015	513	↑
Quarter ending March 2016	505	↓
Quarter ending June 2016	500	→
Quarter ending September 2016	484	↓
Variance since September 2015	(3.0%)	↓



ACTIVITY

Cumulative percentage of contracted UDA delivered 2016 & 2017



Month	Adjusted Scheduled Activity (UDA)	
	2016	2017
April	14	0
May	90	72
June	179	249
July	292	314
August	343	432
September	400	517
October	539	
November	636	
December	828	
January	864	
February	1,027	
March	1,107	
April	1,111	
May	1,137	
June	1,149	

QUALITY

	Quantity	Base Number	Contract	AT	Region	England
% of FP17s for the same patient ID Re-attending within 3 months - Children	6	205	2.9%	10.4%	11.8%	12.4%
% of FP17s for the same patient ID Re-attending within 3 months - Adults	8	104	7.7%	15.9%	17.1%	16.7%
% of FP17s for the same patient ID Re-attending between 3 & 9 months - Children	127	205	62.0%	47.1%	45.8%	57.4%
% of FP17s for the same patient ID Re-attending between 3 & 9 months - Adults	57	104	54.8%	37.7%	37.6%	50.5%
% of FP17s for Band 1 Urgent Courses	0	296	0.0%	10.1%	10.6%	9.1%
% of FP17s Relating to Free Repair or Replacements	0	296	0.0%	0.6%	0.6%	0.8%
% of FP17s Relating to Continuations	0	296	0.0%	1.1%	0.9%	1.3%
% of Patients satisfied with the dentistry they have received	0	0	N/A	90.5%	90.2%	93.2%
% of Patients satisfied with the time they had to wait for an appointment	0	0	N/A	85.8%	83.8%	89.0%

* This is based on patients treated on this contract for their most recent course of treatment. Figures in italics indicate the base number of FP17s or Patient Questionnaire responses are less than 100. N/A is shown where the base number of responses is less than 10 during the period. % is calculated as Quantity/Base number*100

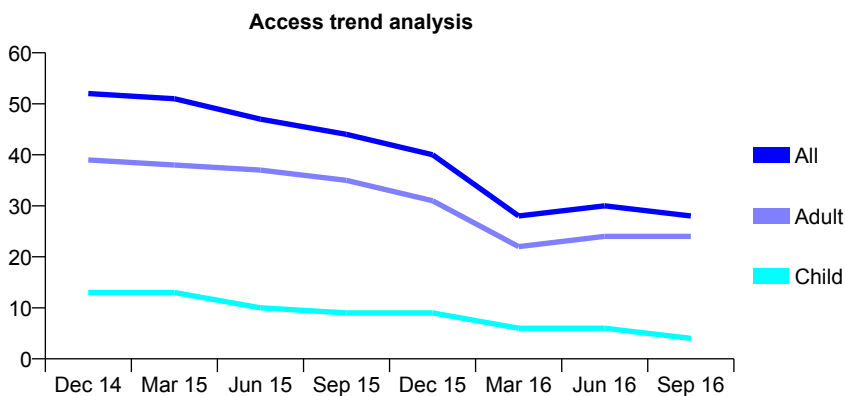
Q63 - Vital Signs At a Glance Contract Report for 671908/0001 - September 2016

Name or company name	MR J SHELDON
Contract type name	GDS Contract
Purpose of contract	General
Contract start date	01/04/2006
Contract end date	

16/17 Contracted general activity (UDA)	200
Carry forward general activity (UDA)	0
16/17 Contracted orthodontic activity (UOA)	0
Carry forward orthodontic activity (UOA)	0
Baseline contract value	£5,472.35

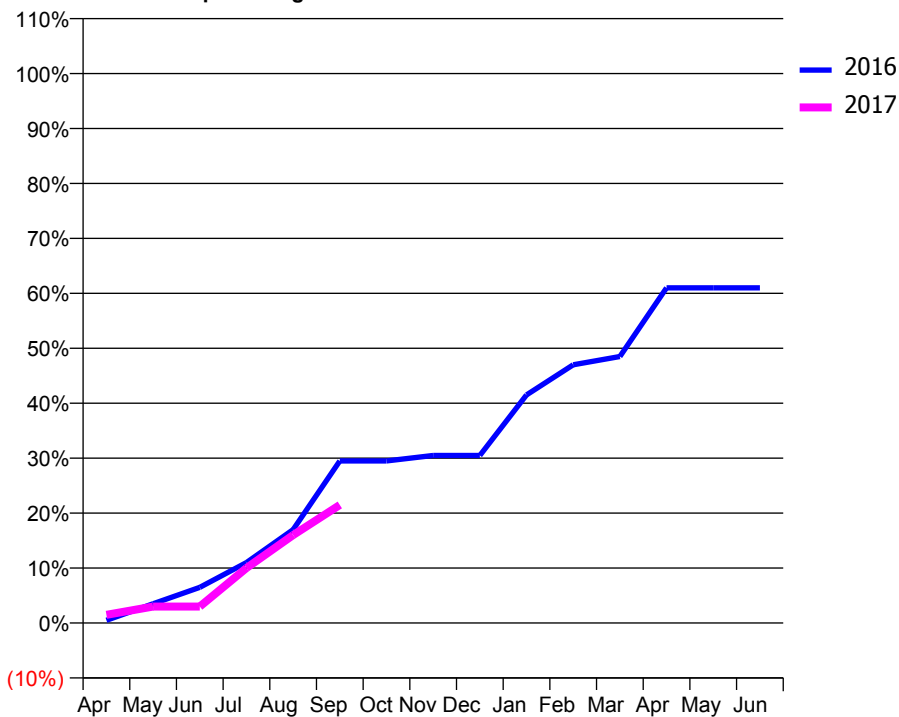
ACCESS*

Patients seen in 24 months	Total	Change since previous quarter
Quarter ending September 2015	44	
Quarter ending December 2015	40	↓
Quarter ending March 2016	28	↓
Quarter ending June 2016	30	↑
Quarter ending September 2016	28	↓
Variance since September 2015	(36.4%)	↓



ACTIVITY

Cumulative percentage of contracted UDA delivered 2016 & 2017



Month	Adjusted Scheduled Activity (UDA)	
	2016	2017
April	1	3
May	7	6
June	13	6
July	22	20
August	34	32
September	59	43
October	59	-
November	61	-
December	61	-
January	83	-
February	94	-
March	97	-
April	122	-
May	122	-
June	122	-

QUALITY

	Quantity	Base Number	Contract	AT	Region	England
% of FP17s for the same patient ID Re-attending within 3 months - Children	0	5	0.0%	10.4%	11.8%	12.4%
% of FP17s for the same patient ID Re-attending within 3 months - Adults	0	17	0.0%	15.9%	17.1%	16.7%
% of FP17s for the same patient ID Re-attending between 3 & 9 months - Children	4	5	80.0%	47.1%	45.8%	57.4%
% of FP17s for the same patient ID Re-attending between 3 & 9 months - Adults	7	17	41.2%	37.7%	37.6%	50.5%
% of FP17s for Band 1 Urgent Courses	0	19	0.0%	10.1%	10.6%	9.1%
% of FP17s Relating to Free Repair or Replacements	0	19	0.0%	0.6%	0.6%	0.8%
% of FP17s Relating to Continuations	0	19	0.0%	1.1%	0.9%	1.3%
% of Patients satisfied with the dentistry they have received	0	0	N/A	90.5%	90.2%	93.2%
% of Patients satisfied with the time they had to wait for an appointment	0	0	N/A	85.8%	83.8%	89.0%

* This is based on patients treated on this contract for their most recent course of treatment. Figures in italics indicate the base number of FP17s or Patient Questionnaire responses are less than 100. N/A is shown where the base number of responses is less than 10 during the period. % is calculated as Quantity/Base number*100

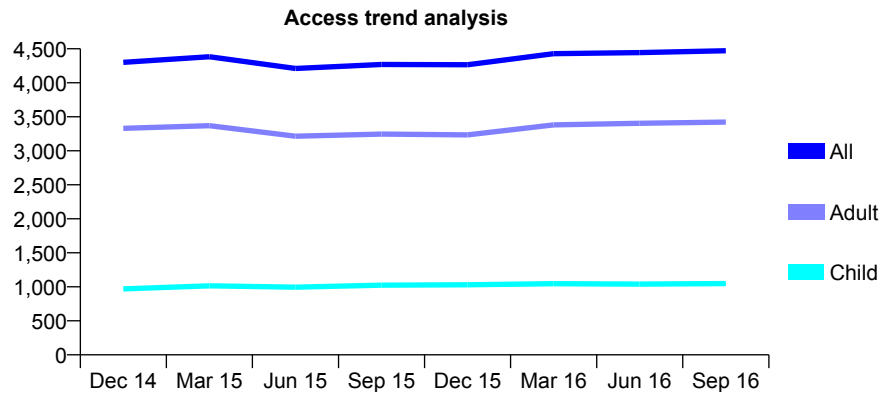
Q63 - Vital Signs At a Glance Contract Report for 673498/0001 - September 2016

Name or company name	MR TM ASHRAF
Contract type name	GDS Contract
Purpose of contract	General
Contract start date	01/04/2006
Contract end date	

16/17 Contracted general activity (UDA)	14,750
Carry forward general activity (UDA)	0
16/17 Contracted orthodontic activity (UOA)	0
Carry forward orthodontic activity (UOA)	0
Baseline contract value	£372,540.41

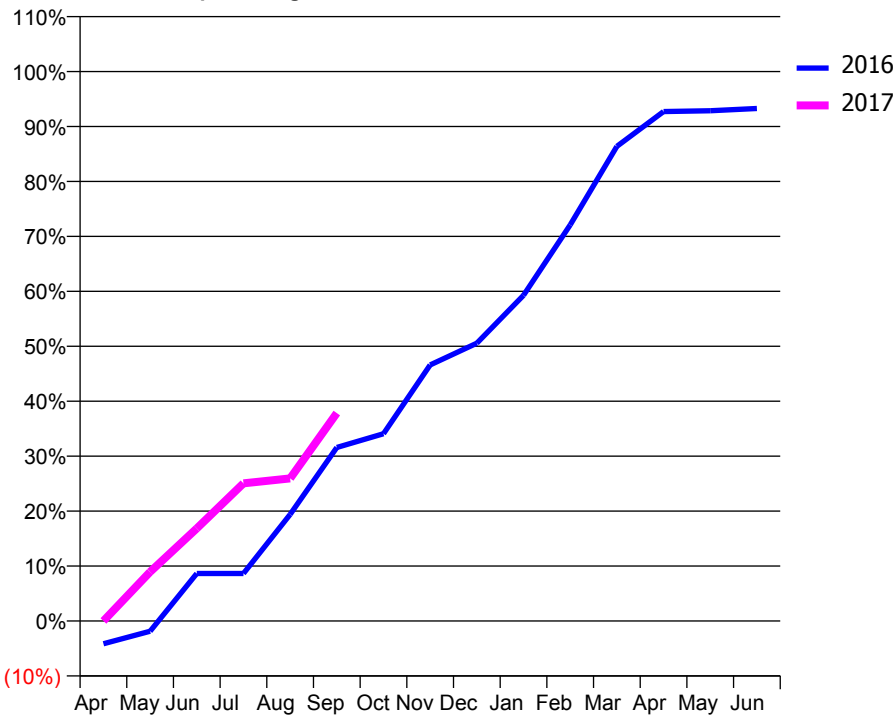
ACCESS*

Patients seen in 24 months	Total	Change since previous quarter
Quarter ending September 2015	4,270	
Quarter ending December 2015	4,265	→
Quarter ending March 2016	4,429	↑
Quarter ending June 2016	4,445	→
Quarter ending September 2016	4,472	→
Variance since September 2015	4.7%	↑



ACTIVITY

Cumulative percentage of contracted UDA delivered 2016 & 2017



Month	Adjusted Scheduled Activity (UDA)	
	2016	2017
April	-614	0
May	-278	1,319
June	1,278	2,487
July	1,278	3,695
August	2,860	3,829
September	4,659	5,580
October	5,028	
November	6,873	
December	7,458	
January	8,743	
February	10,633	
March	12,740	
April	13,676	
May	13,695	
June	13,756	

QUALITY

	Quantity	Base Number	Contract	AT	Region	England
% of FP17s for the same patient ID Re-attending within 3 months - Children	45	650	6.9%	10.4%	11.8%	12.4%
% of FP17s for the same patient ID Re-attending within 3 months - Adults	267	1,849	14.4%	15.9%	17.1%	16.7%
% of FP17s for the same patient ID Re-attending between 3 & 9 months - Children	318	650	48.9%	47.1%	45.8%	57.4%
% of FP17s for the same patient ID Re-attending between 3 & 9 months - Adults	630	1,849	34.1%	37.7%	37.6%	50.5%
% of FP17s for Band 1 Urgent Courses	102	2,175	4.7%	10.1%	10.6%	9.1%
% of FP17s Relating to Free Repair or Replacements	15	2,175	0.7%	0.6%	0.6%	0.8%
% of FP17s Relating to Continuations	88	2,175	4.0%	1.1%	0.9%	1.3%
% of Patients satisfied with the dentistry they have received	2	3	N/A	90.5%	90.2%	93.2%
% of Patients satisfied with the time they had to wait for an appointment	2	3	N/A	85.8%	83.8%	89.0%

* This is based on patients treated on this contract for their most recent course of treatment. Figures in italics indicate the base number of FP17s or Patient Questionnaire responses are less than 100. N/A is shown where the base number of responses is less than 10 during the period. % is calculated as Quantity/Base number*100

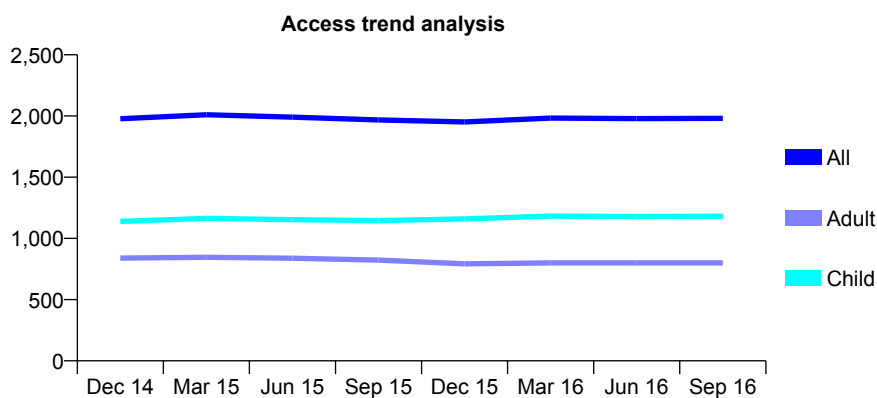
Q63 - Vital Signs At a Glance Contract Report for 674656/0001 - September 2016

Name or company name	MRS B VAHEESWARAN
Contract type name	GDS Contract
Purpose of contract	General
Contract start date	01/04/2006
Contract end date	

16/17 Contracted general activity (UDA)	5,998
Carry forward general activity (UDA)	0
16/17 Contracted orthodontic activity (UOA)	0
Carry forward orthodontic activity (UOA)	0
Baseline contract value	£171,804.85

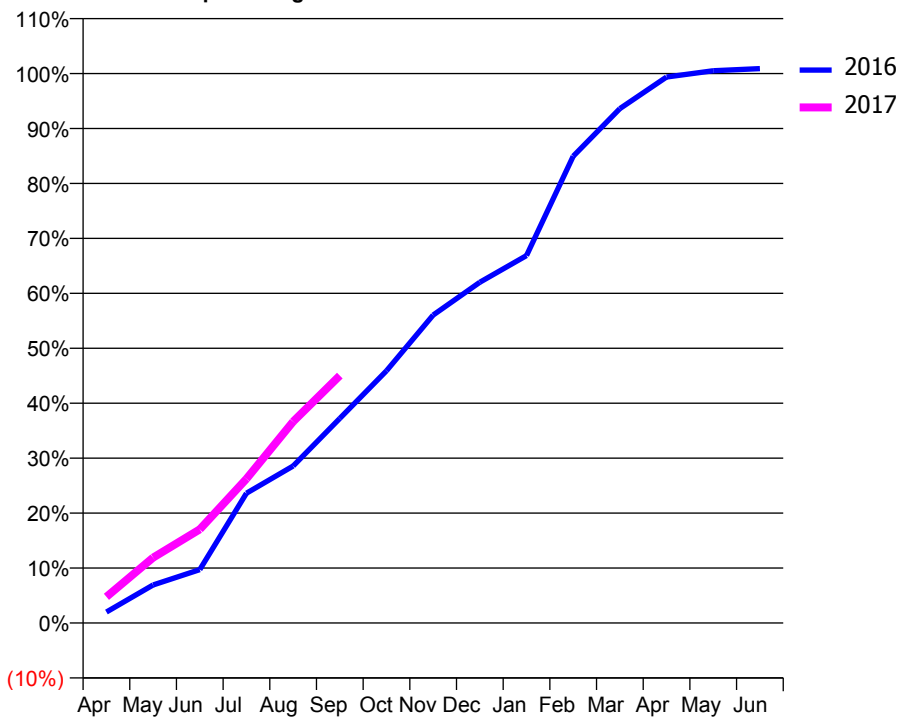
ACCESS*

Patients seen in 24 months	Total	Change since previous quarter
Quarter ending September 2015	1,968	
Quarter ending December 2015	1,952	→
Quarter ending March 2016	1,983	→
Quarter ending June 2016	1,979	→
Quarter ending September 2016	1,981	→
Variance since September 2015	0.7%	→



ACTIVITY

Cumulative percentage of contracted UDA delivered 2016 & 2017



Adjusted Scheduled Activity (UDA)

Month	2016	2017
April	120	286
May	416	714
June	582	1,022
July	1,418	1,574
August	1,714	2,198
September	2,234	2,701
October	2,753	
November	3,361	
December	3,720	
January	4,010	
February	5,096	
March	5,615	
April	5,960	
May	6,028	
June	6,052	

QUALITY

	Quantity	Base Number	Contract	AT	Region	England
% of FP17s for the same patient ID Re-attending within 3 months - Children	47	824	5.7%	10.4%	11.8%	12.4%
% of FP17s for the same patient ID Re-attending within 3 months - Adults	115	503	22.9%	15.9%	17.1%	16.7%
% of FP17s for the same patient ID Re-attending between 3 & 9 months - Children	444	824	53.9%	47.1%	45.8%	57.4%
% of FP17s for the same patient ID Re-attending between 3 & 9 months - Adults	192	503	38.2%	37.7%	37.6%	50.5%
% of FP17s for Band 1 Urgent Courses	103	1,185	8.7%	10.1%	10.6%	9.1%
% of FP17s Relating to Free Repair or Replacements	0	1,185	0.0%	0.6%	0.6%	0.8%
% of FP17s Relating to Continuations	1	1,185	0.1%	1.1%	0.9%	1.3%
% of Patients satisfied with the dentistry they have received	0	0	N/A	90.5%	90.2%	93.2%
% of Patients satisfied with the time they had to wait for an appointment	0	0	N/A	85.8%	83.8%	89.0%

* This is based on patients treated on this contract for their most recent course of treatment. Figures in italics indicate the base number of FP17s or Patient Questionnaire responses are less than 100. N/A is shown where the base number of responses is less than 10 during the period. % is calculated as Quantity/Base number*100

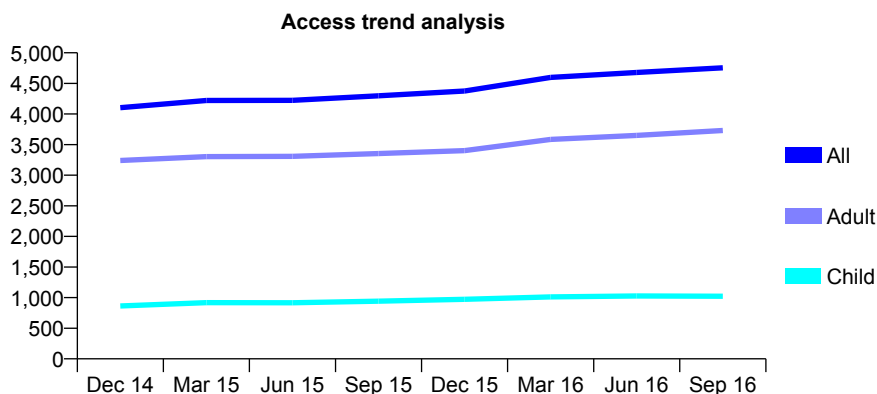
Q63 - Vital Signs At a Glance Contract Report for 674915/0001 - September 2016

Name or company name	MISS P AKHAVAN-TABIB
Contract type name	GDS Contract
Purpose of contract	General
Contract start date	01/04/2006
Contract end date	

16/17 Contracted general activity (UDA)	20,491
Carry forward general activity (UDA)	-23
16/17 Contracted orthodontic activity (UOA)	0
Carry forward orthodontic activity (UOA)	0
Baseline contract value	£551,686.46

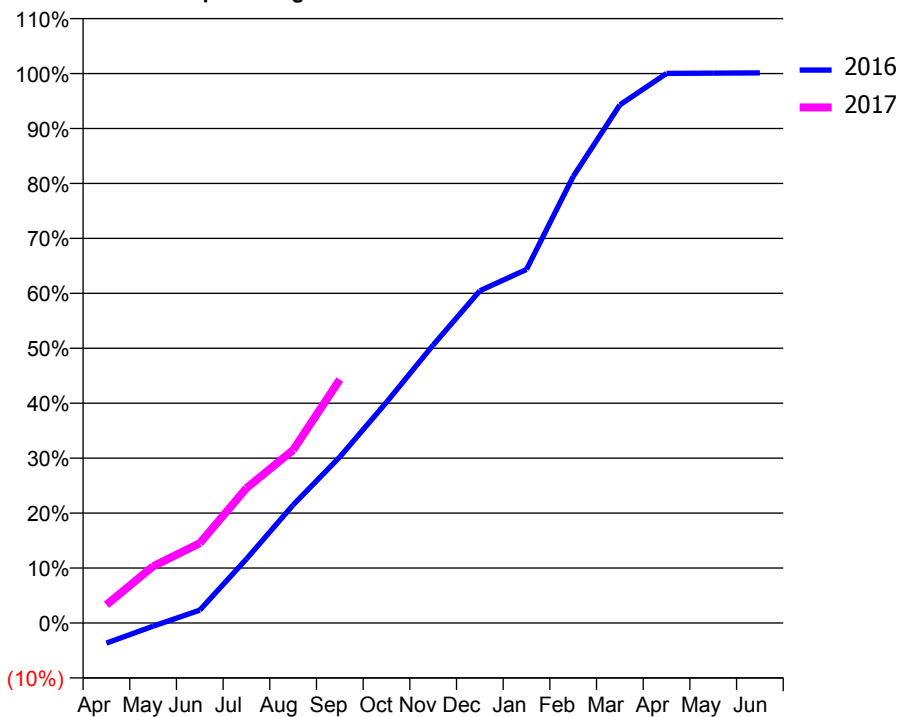
ACCESS*

Patients seen in 24 months	Total	Change since previous quarter
Quarter ending September 2015	4,297	
Quarter ending December 2015	4,376	→
Quarter ending March 2016	4,598	↑
Quarter ending June 2016	4,679	→
Quarter ending September 2016	4,754	→
Variance since September 2015	10.6%	↑



ACTIVITY

Cumulative percentage of contracted UDA delivered 2016 & 2017



Adjusted Scheduled Activity (UDA)

Month	2016	2017
April	-753	681
May	-122	2,116
June	478	2,976
July	2,389	5,031
August	4,401	6,453
September	6,194	9,079
October	8,232	
November	10,363	
December	12,388	
January	13,184	
February	16,651	
March	19,321	
April	20,496	
May	20,502	
June	20,514	

QUALITY

	Quantity	Base Number	Contract	AT	Region	England
% of FP17s for the same patient ID Re-attending within 3 months - Children	74	562	13.2%	10.4%	11.8%	12.4%
% of FP17s for the same patient ID Re-attending within 3 months - Adults	378	2,001	18.9%	15.9%	17.1%	16.7%
% of FP17s for the same patient ID Re-attending between 3 & 9 months - Children	177	562	31.5%	47.1%	45.8%	57.4%
% of FP17s for the same patient ID Re-attending between 3 & 9 months - Adults	536	2,001	26.8%	37.7%	37.6%	50.5%
% of FP17s for Band 1 Urgent Courses	339	2,149	15.8%	10.1%	10.6%	9.1%
% of FP17s Relating to Free Repair or Replacements	13	2,149	0.6%	0.6%	0.6%	0.8%
% of FP17s Relating to Continuations	73	2,149	3.4%	1.1%	0.9%	1.3%
% of Patients satisfied with the dentistry they have received	5	5	N/A	90.5%	90.2%	93.2%
% of Patients satisfied with the time they had to wait for an appointment	5	5	N/A	85.8%	83.8%	89.0%

* This is based on patients treated on this contract for their most recent course of treatment. Figures in italics indicate the base number of FP17s or Patient Questionnaire responses are less than 100. N/A is shown where the base number of responses is less than 10 during the period. % is calculated as Quantity/Base number*100

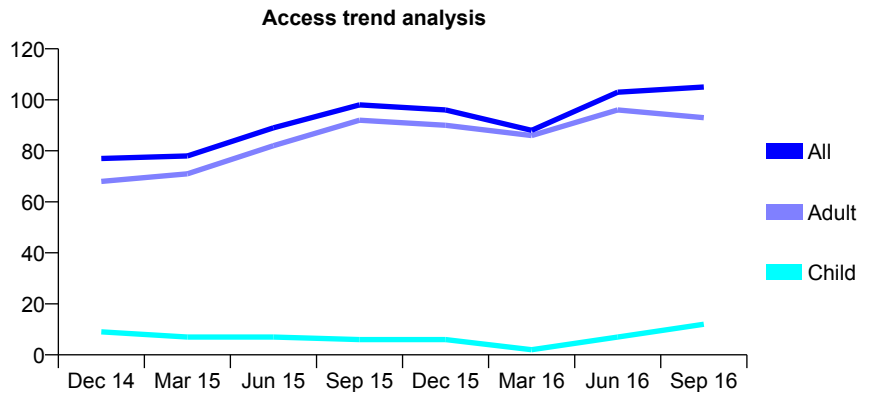
Q63 - Vital Signs At a Glance Contract Report for 674915/0004 - September 2016

Name or company name	MISS P AKHAVAN-TABIB
Contract type name	PDS Contract
Purpose of contract	General
Contract start date	01/08/2010
Contract end date	31/03/2017

16/17 Contracted general activity (UDA)	360
Carry forward general activity (UDA)	0
16/17 Contracted orthodontic activity (UOA)	0
Carry forward orthodontic activity (UOA)	0
Baseline contract value	£9,247.44

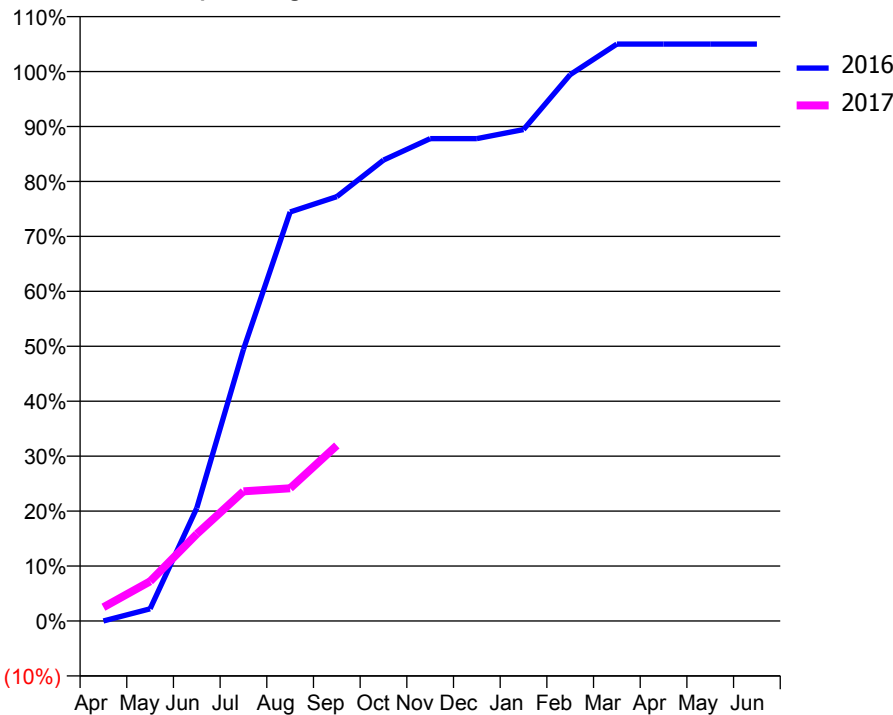
ACCESS*

Patients seen in 24 months	Total	Change since previous quarter
Quarter ending September 2015	98	
Quarter ending December 2015	96	↓
Quarter ending March 2016	88	↓
Quarter ending June 2016	103	↑
Quarter ending September 2016	105	→
Variance since September 2015	7.1%	↑



ACTIVITY

Cumulative percentage of contracted UDA delivered 2016 & 2017



Month	Adjusted Scheduled Activity (UDA)	
	2016	2017
April	0	9
May	4	26
June	37	57
July	89	85
August	134	87
September	139	115
October	151	
November	158	
December	158	
January	161	
February	179	
March	189	
April	189	
May	189	
June	189	

QUALITY

	Quantity	Base Number	Contract	AT	Region	England
% of FP17s for the same patient ID Re-attending within 3 months - Children	0	15	0.0%	10.4%	11.8%	12.4%
% of FP17s for the same patient ID Re-attending within 3 months - Adults	1	42	2.4%	15.9%	17.1%	16.7%
% of FP17s for the same patient ID Re-attending between 3 & 9 months - Children	0	15	0.0%	47.1%	45.8%	57.4%
% of FP17s for the same patient ID Re-attending between 3 & 9 months - Adults	0	42	0.0%	37.7%	37.6%	50.5%
% of FP17s for Band 1 Urgent Courses	0	57	0.0%	10.1%	10.6%	9.1%
% of FP17s Relating to Free Repair or Replacements	0	57	0.0%	0.6%	0.6%	0.8%
% of FP17s Relating to Continuations	0	57	0.0%	1.1%	0.9%	1.3%
% of Patients satisfied with the dentistry they have received	0	0	N/A	90.5%	90.2%	93.2%
% of Patients satisfied with the time they had to wait for an appointment	0	0	N/A	85.8%	83.8%	89.0%

* This is based on patients treated on this contract for their most recent course of treatment. Figures in italics indicate the base number of FP17s or Patient Questionnaire responses are less than 100. N/A is shown where the base number of responses is less than 10 during the period. % is calculated as Quantity/Base number*100

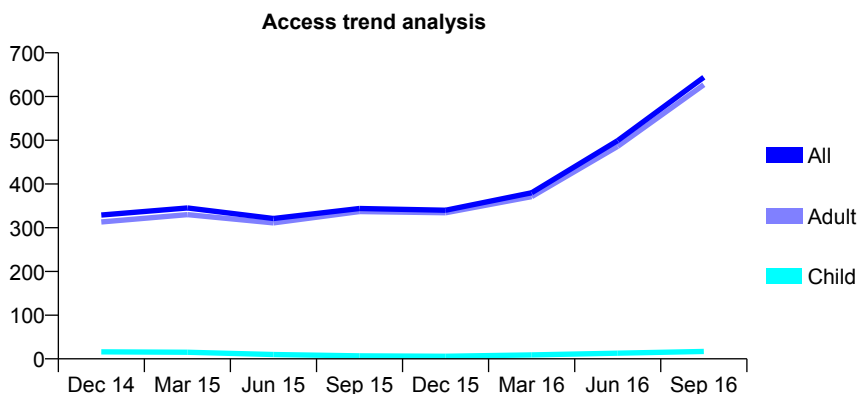
Q63 - Vital Signs At a Glance Contract Report for 674915/0006 - September 2016

Name or company name	MISS P AKHAVAN-TABIB
Contract type name	PDS Contract
Purpose of contract	General
Contract start date	01/09/2010
Contract end date	31/03/2017

16/17 Contracted general activity (UDA)	2,000
Carry forward general activity (UDA)	0
16/17 Contracted orthodontic activity (UOA)	0
Carry forward orthodontic activity (UOA)	0
Baseline contract value	£100,095.55

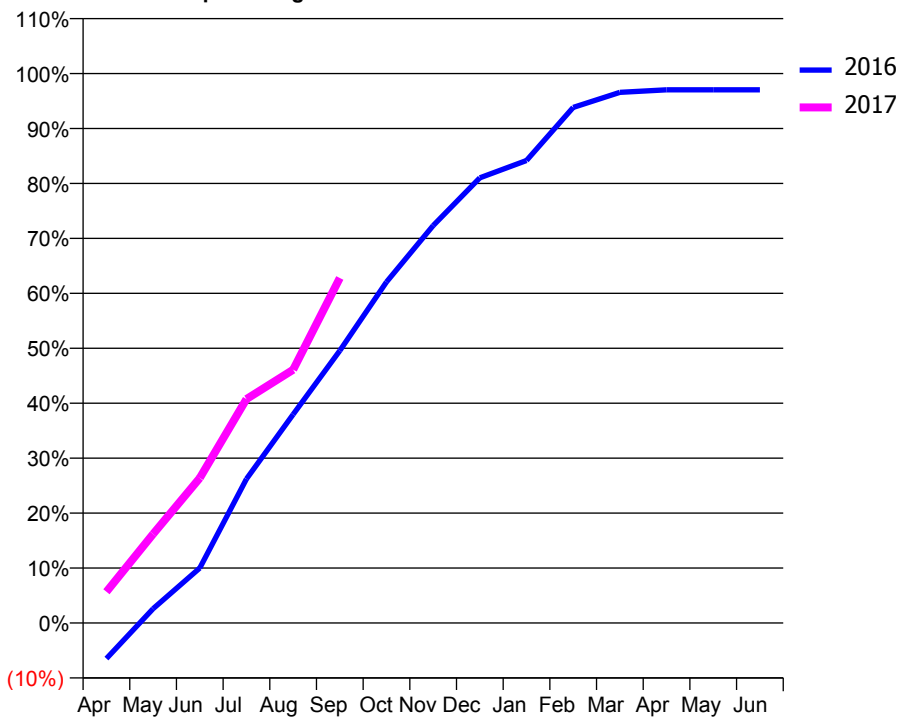
ACCESS*

Patients seen in 24 months	Total	Change since previous quarter
Quarter ending September 2015	344	
Quarter ending December 2015	340	↓
Quarter ending March 2016	380	↑
Quarter ending June 2016	499	↑
Quarter ending September 2016	644	↑
Variance since September 2015	87.2%	↑



ACTIVITY

Cumulative percentage of contracted UDA delivered 2016 & 2017



Month	Adjusted Scheduled Activity (UDA)	
	2016	2017
April	-130	114
May	52	324
June	200	528
July	524	815
August	759	922
September	991	1,256
October	1,241	
November	1,446	
December	1,620	
January	1,683	
February	1,876	
March	1,931	
April	1,940	
May	1,940	
June	1,940	

QUALITY

	Quantity	Base Number	Contract	AT	Region	England
% of FP17s for the same patient ID Re-attending within 3 months - Children	0	16	0.0%	10.4%	11.8%	12.4%
% of FP17s for the same patient ID Re-attending within 3 months - Adults	8	459	1.7%	15.9%	17.1%	16.7%
% of FP17s for the same patient ID Re-attending between 3 & 9 months - Children	0	16	0.0%	47.1%	45.8%	57.4%
% of FP17s for the same patient ID Re-attending between 3 & 9 months - Adults	2	459	0.4%	37.7%	37.6%	50.5%
% of FP17s for Band 1 Urgent Courses	0	472	0.0%	10.1%	10.6%	9.1%
% of FP17s Relating to Free Repair or Replacements	0	472	0.0%	0.6%	0.6%	0.8%
% of FP17s Relating to Continuations	0	472	0.0%	1.1%	0.9%	1.3%
% of Patients satisfied with the dentistry they have received	0	0	N/A	90.5%	90.2%	93.2%
% of Patients satisfied with the time they had to wait for an appointment	0	0	N/A	85.8%	83.8%	89.0%

* This is based on patients treated on this contract for their most recent course of treatment. Figures in italics indicate the base number of FP17s or Patient Questionnaire responses are less than 100. N/A is shown where the base number of responses is less than 10 during the period. % is calculated as Quantity/Base number*100

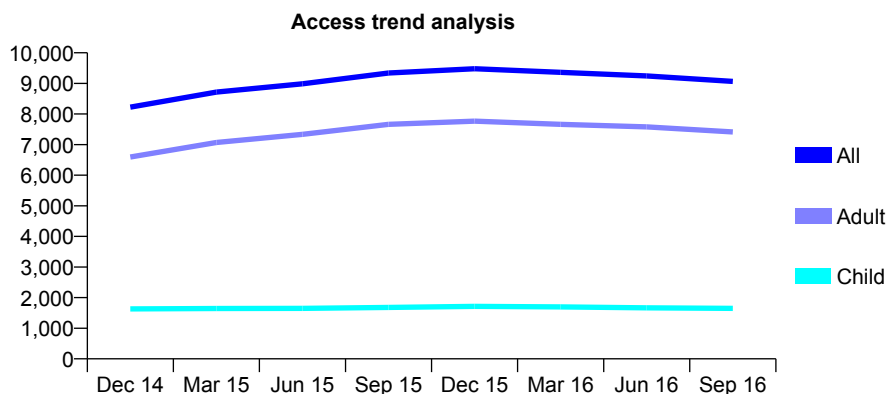
Q63 - Vital Signs At a Glance Contract Report for 675075/0001 - September 2016

Name or company name	MR S SRI RANGANATHAN
Contract type name	GDS Contract
Purpose of contract	General
Contract start date	01/04/2006
Contract end date	

16/17 Contracted general activity (UDA)	30,570
Carry forward general activity (UDA)	-124
16/17 Contracted orthodontic activity (UOA)	0
Carry forward orthodontic activity (UOA)	0
Baseline contract value	£851,975.76

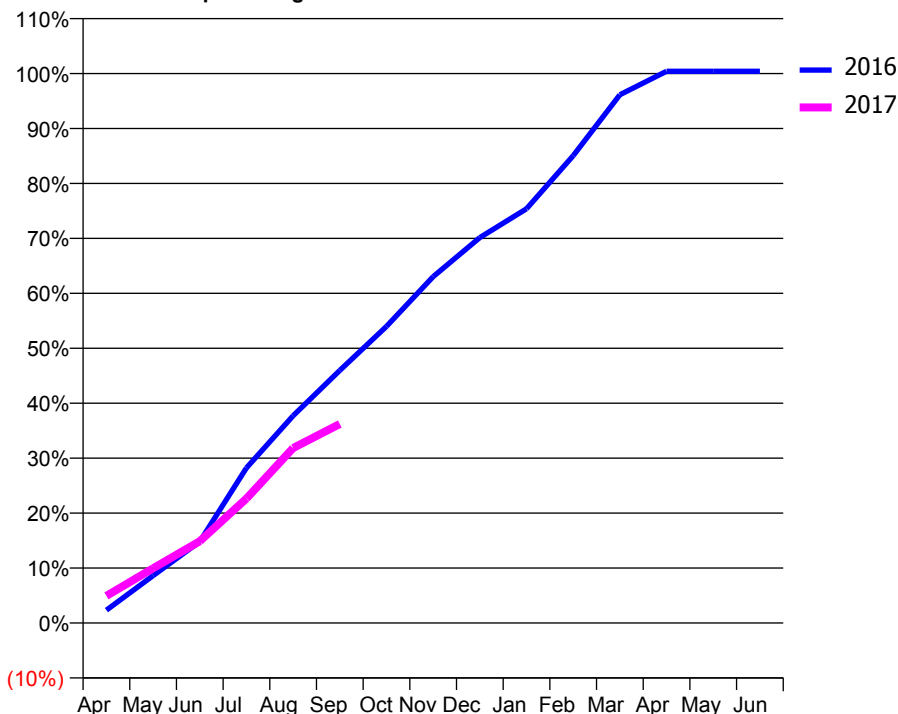
ACCESS*

Patients seen in 24 months	Total	Change since previous quarter
Quarter ending September 2015	9,340	
Quarter ending December 2015	9,481	→
Quarter ending March 2016	9,361	↓
Quarter ending June 2016	9,245	↓
Quarter ending September 2016	9,065	↓
Variance since September 2015	(2.9%)	↓



ACTIVITY

Cumulative percentage of contracted UDA delivered 2016 & 2017



Month	Adjusted Scheduled Activity (UDA)	
	2016	2017
April	719	1,510
May	2,638	3,049
June	4,530	4,551
July	8,629	6,923
August	11,534	9,737
September	14,057	11,071
October	16,500	
November	19,267	
December	21,443	
January	23,043	
February	25,998	
March	29,387	
April	30,691	
May	30,694	
June	30,694	

QUALITY

	Quantity	Base Number	Contract	AT	Region	England
% of FP17s for the same patient ID Re-attending within 3 months - Children	51	715	7.1%	10.4%	11.8%	12.4%
% of FP17s for the same patient ID Re-attending within 3 months - Adults	436	2,957	14.7%	15.9%	17.1%	16.7%
% of FP17s for the same patient ID Re-attending between 3 & 9 months - Children	161	715	22.5%	47.1%	45.8%	57.4%
% of FP17s for the same patient ID Re-attending between 3 & 9 months - Adults	753	2,957	25.5%	37.7%	37.6%	50.5%
% of FP17s for Band 1 Urgent Courses	351	3,306	10.6%	10.1%	10.6%	9.1%
% of FP17s Relating to Free Repair or Replacements	38	3,306	1.1%	0.6%	0.6%	0.8%
% of FP17s Relating to Continuations	43	3,306	1.3%	1.1%	0.9%	1.3%
% of Patients satisfied with the dentistry they have received	9	10	90.0%	90.5%	90.2%	93.2%
% of Patients satisfied with the time they had to wait for an appointment	9	10	90.0%	85.8%	83.8%	89.0%

* This is based on patients treated on this contract for their most recent course of treatment. Figures in italics indicate the base number of FP17s or Patient Questionnaire responses are less than 100. N/A is shown where the base number of responses is less than 10 during the period. % is calculated as Quantity/Base number*100

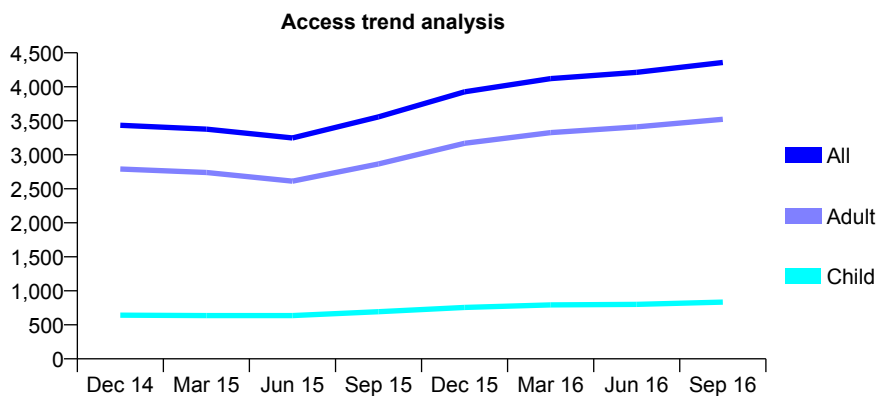
Q63 - Vital Signs At a Glance Contract Report for 675075/0002 - September 2016

Name or company name	MR S SRI RANGANATHAN
Contract type name	GDS Contract
Purpose of contract	General
Contract start date	01/04/2006
Contract end date	

16/17 Contracted general activity (UDA)	11,326
Carry forward general activity (UDA)	-225
16/17 Contracted orthodontic activity (UOA)	0
Carry forward orthodontic activity (UOA)	0
Baseline contract value	£312,965.06

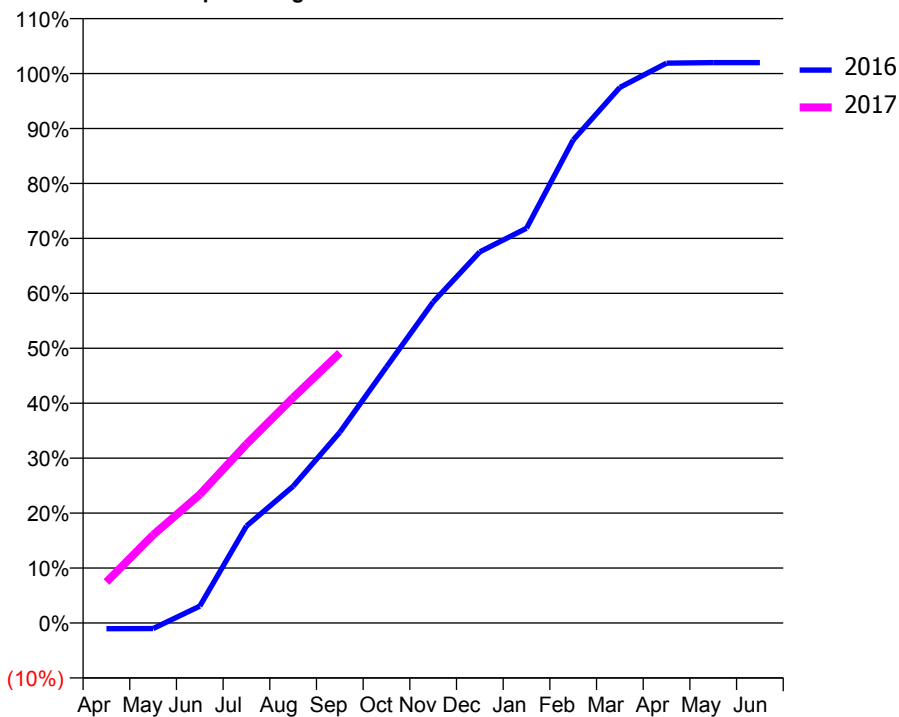
ACCESS*

Patients seen in 24 months	Total	Change since previous quarter
Quarter ending September 2015	3,558	
Quarter ending December 2015	3,926	↑
Quarter ending March 2016	4,120	↑
Quarter ending June 2016	4,212	↑
Quarter ending September 2016	4,357	↑
Variance since September 2015	22.5%	↑



ACTIVITY

Cumulative percentage of contracted UDA delivered 2016 & 2017



Month	Adjusted Scheduled Activity (UDA)	
	2016	2017
April	-120	846
May	-117	1,815
June	347	2,649
July	2,000	3,687
August	2,819	4,648
September	3,931	5,568
October	5,278	
November	6,616	
December	7,652	
January	8,138	
February	9,958	
March	11,039	
April	11,539	
May	11,551	
June	11,551	

QUALITY

	Quantity	Base Number	Contract	AT	Region	England
% of FP17s for the same patient ID Re-attending within 3 months - Children	39	424	9.2%	10.4%	11.8%	12.4%
% of FP17s for the same patient ID Re-attending within 3 months - Adults	223	1,718	13.0%	15.9%	17.1%	16.7%
% of FP17s for the same patient ID Re-attending between 3 & 9 months - Children	99	424	23.3%	47.1%	45.8%	57.4%
% of FP17s for the same patient ID Re-attending between 3 & 9 months - Adults	386	1,718	22.5%	37.7%	37.6%	50.5%
% of FP17s for Band 1 Urgent Courses	270	1,970	13.7%	10.1%	10.6%	9.1%
% of FP17s Relating to Free Repair or Replacements	4	1,970	0.2%	0.6%	0.6%	0.8%
% of FP17s Relating to Continuations	16	1,970	0.8%	1.1%	0.9%	1.3%
% of Patients satisfied with the dentistry they have received	4	5	N/A	90.5%	90.2%	93.2%
% of Patients satisfied with the time they had to wait for an appointment	3	5	N/A	85.8%	83.8%	89.0%

* This is based on patients treated on this contract for their most recent course of treatment. Figures in italics indicate the base number of FP17s or Patient Questionnaire responses are less than 100. N/A is shown where the base number of responses is less than 10 during the period. % is calculated as Quantity/Base number*100

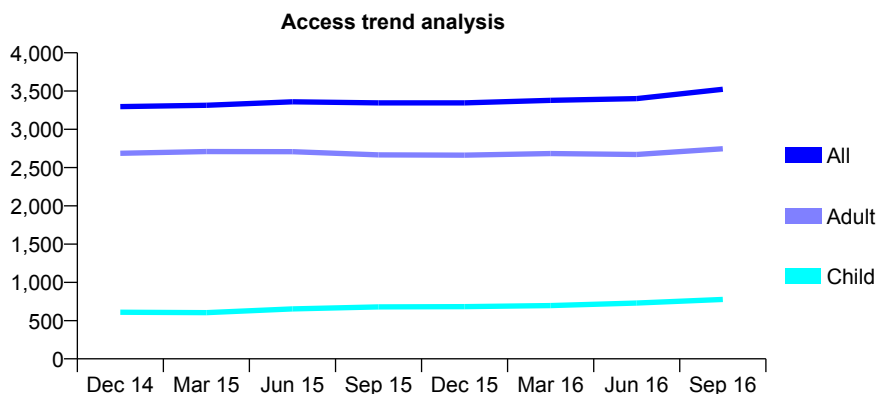
Q63 - Vital Signs At a Glance Contract Report for 676632/0001 - September 2016

Name or company name	MR J HAGHBEDEH
Contract type name	GDS Contract
Purpose of contract	General
Contract start date	01/12/2009
Contract end date	

16/17 Contracted general activity (UDA)	12,477
Carry forward general activity (UDA)	1,427
16/17 Contracted orthodontic activity (UOA)	0
Carry forward orthodontic activity (UOA)	0
Baseline contract value	£294,029.02

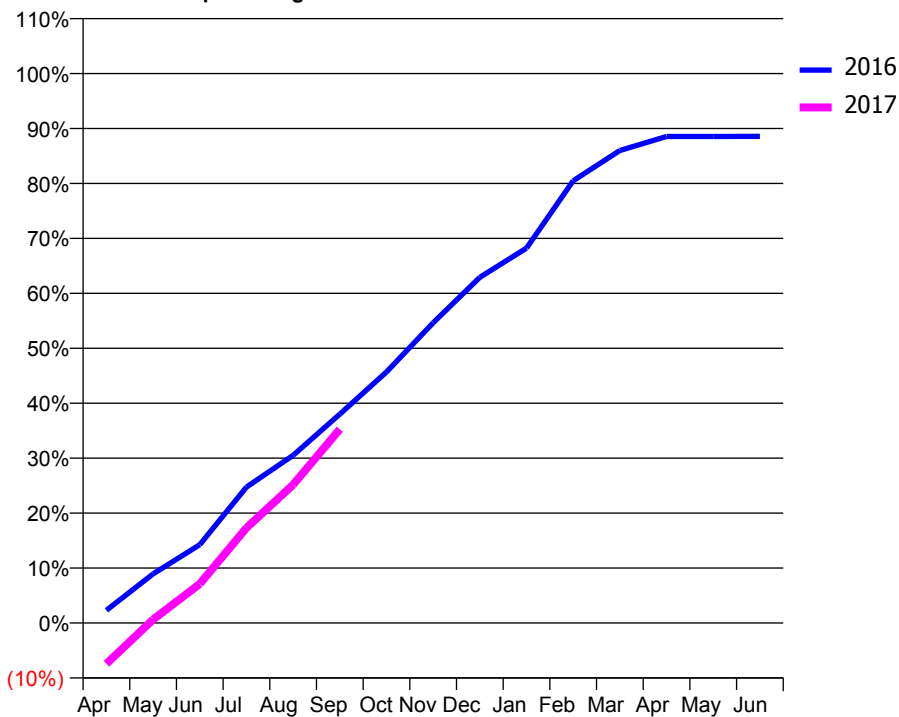
ACCESS*

Patients seen in 24 months	Total	Change since previous quarter
Quarter ending September 2015	3,345	
Quarter ending December 2015	3,346	→
Quarter ending March 2016	3,379	→
Quarter ending June 2016	3,401	→
Quarter ending September 2016	3,523	↑
Variance since September 2015	5.3%	↑



ACTIVITY

Cumulative percentage of contracted UDA delivered 2016 & 2017



Month	Adjusted Scheduled Activity (UDA)	
	2016	2017
April	288	-927
May	1,115	81
June	1,779	888
July	3,087	2,159
August	3,806	3,143
September	4,744	4,402
October	5,699	
November	6,817	
December	7,850	
January	8,513	
February	10,041	
March	10,730	
April	11,046	
May	11,046	
June	11,050	

QUALITY

	Quantity	Base Number	Contract	AT	Region	England
% of FP17s for the same patient ID Re-attending within 3 months - Children	25	599	4.2%	10.4%	11.8%	12.4%
% of FP17s for the same patient ID Re-attending within 3 months - Adults	361	2,049	17.6%	15.9%	17.1%	16.7%
% of FP17s for the same patient ID Re-attending between 3 & 9 months - Children	303	599	50.6%	47.1%	45.8%	57.4%
% of FP17s for the same patient ID Re-attending between 3 & 9 months - Adults	951	2,049	46.4%	37.7%	37.6%	50.5%
% of FP17s for Band 1 Urgent Courses	271	2,514	10.8%	10.1%	10.6%	9.1%
% of FP17s Relating to Free Repair or Replacements	15	2,514	0.6%	0.6%	0.6%	0.8%
% of FP17s Relating to Continuations	21	2,514	0.8%	1.1%	0.9%	1.3%
% of Patients satisfied with the dentistry they have received	4	4	N/A	90.5%	90.2%	93.2%
% of Patients satisfied with the time they had to wait for an appointment	4	4	N/A	85.8%	83.8%	89.0%

* This is based on patients treated on this contract for their most recent course of treatment. Figures in italics indicate the base number of FP17s or Patient Questionnaire responses are less than 100. N/A is shown where the base number of responses is less than 10 during the period. % is calculated as Quantity/Base number*100

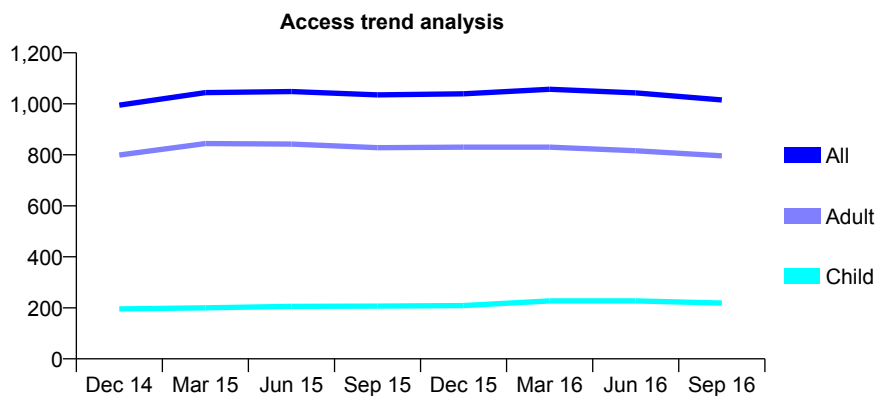
Q63 - Vital Signs At a Glance Contract Report for 677051/0001 - September 2016

Name or company name	MR R FARZAD
Contract type name	GDS Contract
Purpose of contract	General
Contract start date	01/04/2006
Contract end date	

16/17 Contracted general activity (UDA)	5,121
Carry forward general activity (UDA)	-4
16/17 Contracted orthodontic activity (UOA)	0
Carry forward orthodontic activity (UOA)	0
Baseline contract value	£208,486.72

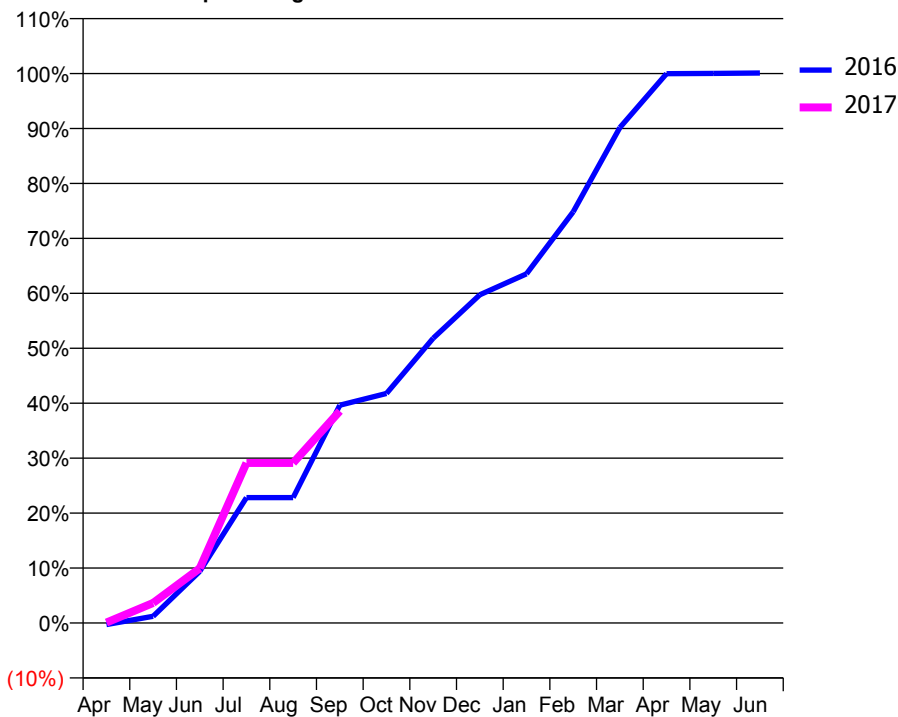
ACCESS*

Patients seen in 24 months	Total	Change since previous quarter
Quarter ending September 2015	1,035	
Quarter ending December 2015	1,039	→
Quarter ending March 2016	1,057	→
Quarter ending June 2016	1,043	↓
Quarter ending September 2016	1,015	↓
Variance since September 2015	(1.9%)	↓



ACTIVITY

Cumulative percentage of contracted UDA delivered 2016 & 2017



Month	Adjusted Scheduled Activity (UDA)	
	2016	2017
April	-16	4
May	63	187
June	482	510
July	1,169	1,492
August	1,169	1,492
September	2,030	1,975
October	2,140	
November	2,654	
December	3,059	
January	3,254	
February	3,832	
March	4,618	
April	5,119	
May	5,122	
June	5,125	

QUALITY

	Quantity	Base Number	Contract	AT	Region	England
% of FP17s for the same patient ID Re-attending within 3 months - Children	13	132	9.8%	10.4%	11.8%	12.4%
% of FP17s for the same patient ID Re-attending within 3 months - Adults	55	358	15.4%	15.9%	17.1%	16.7%
% of FP17s for the same patient ID Re-attending between 3 & 9 months - Children	67	132	50.8%	47.1%	45.8%	57.4%
% of FP17s for the same patient ID Re-attending between 3 & 9 months - Adults	104	358	29.1%	37.7%	37.6%	50.5%
% of FP17s for Band 1 Urgent Courses	20	401	5.0%	10.1%	10.6%	9.1%
% of FP17s Relating to Free Repair or Replacements	0	401	0.0%	0.6%	0.6%	0.8%
% of FP17s Relating to Continuations	4	401	1.0%	1.1%	0.9%	1.3%
% of Patients satisfied with the dentistry they have received	2	2	N/A	90.5%	90.2%	93.2%
% of Patients satisfied with the time they had to wait for an appointment	2	2	N/A	85.8%	83.8%	89.0%

* This is based on patients treated on this contract for their most recent course of treatment. Figures in italics indicate the base number of FP17s or Patient Questionnaire responses are less than 100. N/A is shown where the base number of responses is less than 10 during the period. % is calculated as Quantity/Base number*100

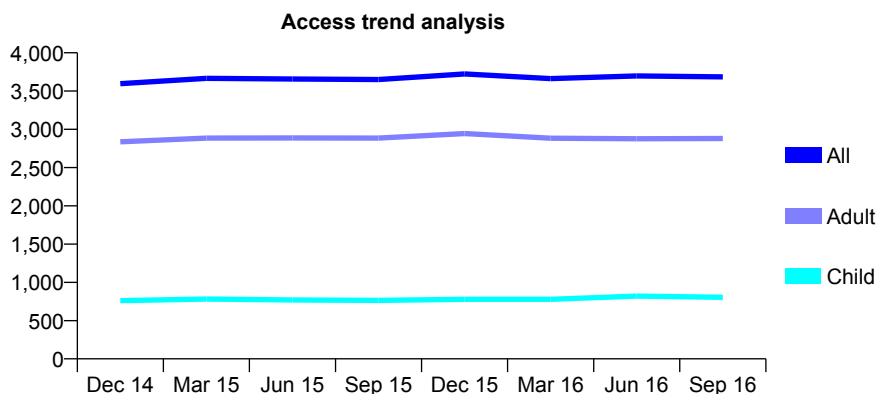
Q63 - Vital Signs At a Glance Contract Report for 677191/0001 - September 2016

Name or company name	MS S STYLIDOU
Contract type name	GDS Contract
Purpose of contract	General
Contract start date	01/01/2012
Contract end date	

16/17 Contracted general activity (UDA)	11,285
Carry forward general activity (UDA)	0
16/17 Contracted orthodontic activity (UOA)	0
Carry forward orthodontic activity (UOA)	0
Baseline contract value	£255,134.80

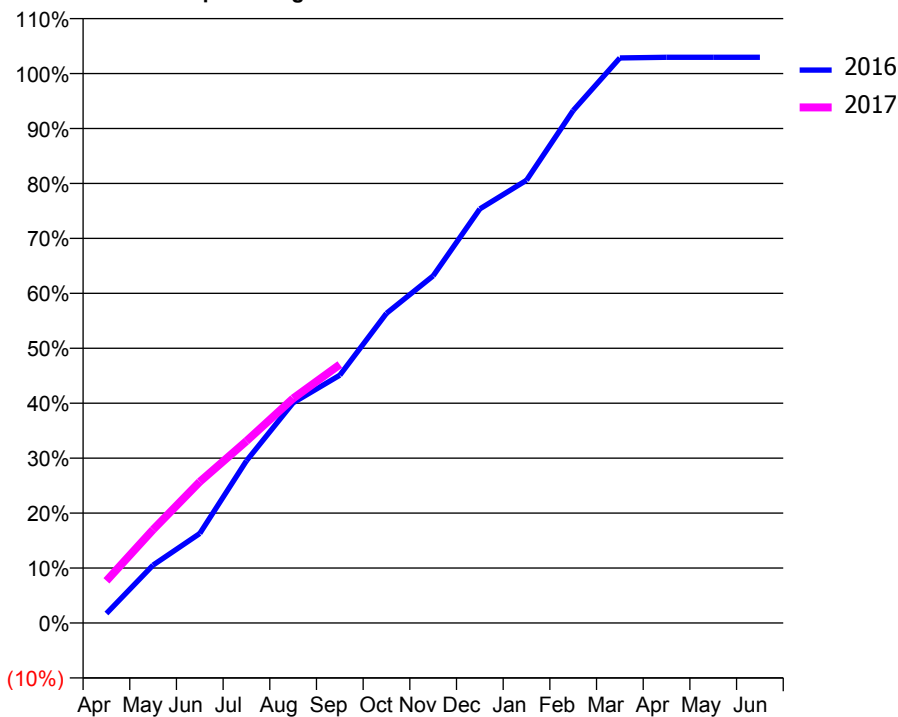
ACCESS*

Patients seen in 24 months	Total	Change since previous quarter
Quarter ending September 2015	3,650	
Quarter ending December 2015	3,723	↑
Quarter ending March 2016	3,662	↓
Quarter ending June 2016	3,697	→
Quarter ending September 2016	3,685	→
Variance since September 2015	1.0%	→



ACTIVITY

Cumulative percentage of contracted UDA delivered 2016 & 2017



Adjusted Scheduled Activity (UDA)

Month	2016	2017
April	196	866
May	1,189	1,918
June	1,838	2,902
July	3,332	3,737
August	4,523	4,613
September	5,090	5,310
October	6,360	
November	7,131	
December	8,504	
January	9,094	
February	10,525	
March	11,606	
April	11,619	
May	11,619	
June	11,619	

QUALITY

	Quantity	Base Number	Contract	AT	Region	England
% of FP17s for the same patient ID Re-attending within 3 months - Children	49	432	11.3%	10.4%	11.8%	12.4%
% of FP17s for the same patient ID Re-attending within 3 months - Adults	394	1,730	22.8%	15.9%	17.1%	16.7%
% of FP17s for the same patient ID Re-attending between 3 & 9 months - Children	169	432	39.1%	47.1%	45.8%	57.4%
% of FP17s for the same patient ID Re-attending between 3 & 9 months - Adults	738	1,730	42.7%	37.7%	37.6%	50.5%
% of FP17s for Band 1 Urgent Courses	419	2,160	19.4%	10.1%	10.6%	9.1%
% of FP17s Relating to Free Repair or Replacements	49	2,160	2.3%	0.6%	0.6%	0.8%
% of FP17s Relating to Continuations	45	2,160	2.1%	1.1%	0.9%	1.3%
% of Patients satisfied with the dentistry they have received	1	1	N/A	90.5%	90.2%	93.2%
% of Patients satisfied with the time they had to wait for an appointment	1	1	N/A	85.8%	83.8%	89.0%

* This is based on patients treated on this contract for their most recent course of treatment. Figures in italics indicate the base number of FP17s or Patient Questionnaire responses are less than 100. N/A is shown where the base number of responses is less than 10 during the period. % is calculated as Quantity/Base number*100

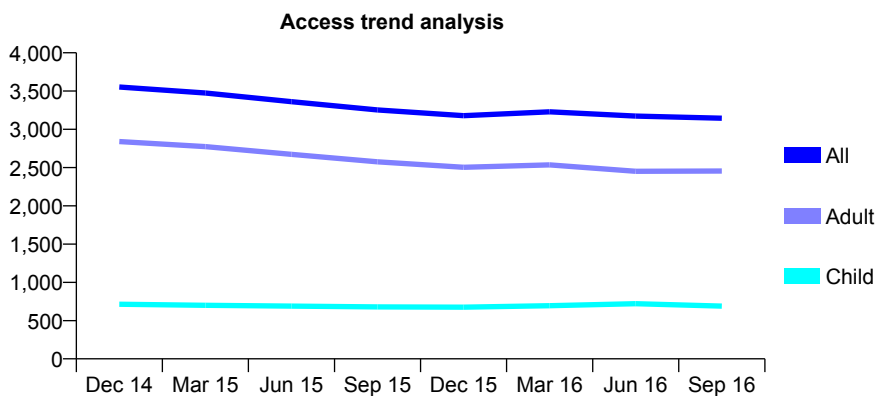
Q63 - Vital Signs At a Glance Contract Report for 677213/0001 - September 2016

Name or company name	MRS F FEKRAZAD
Contract type name	GDS Contract
Purpose of contract	General
Contract start date	01/04/2006
Contract end date	

16/17 Contracted general activity (UDA)	12,767
Carry forward general activity (UDA)	0
16/17 Contracted orthodontic activity (UOA)	0
Carry forward orthodontic activity (UOA)	0
Baseline contract value	£354,439.84

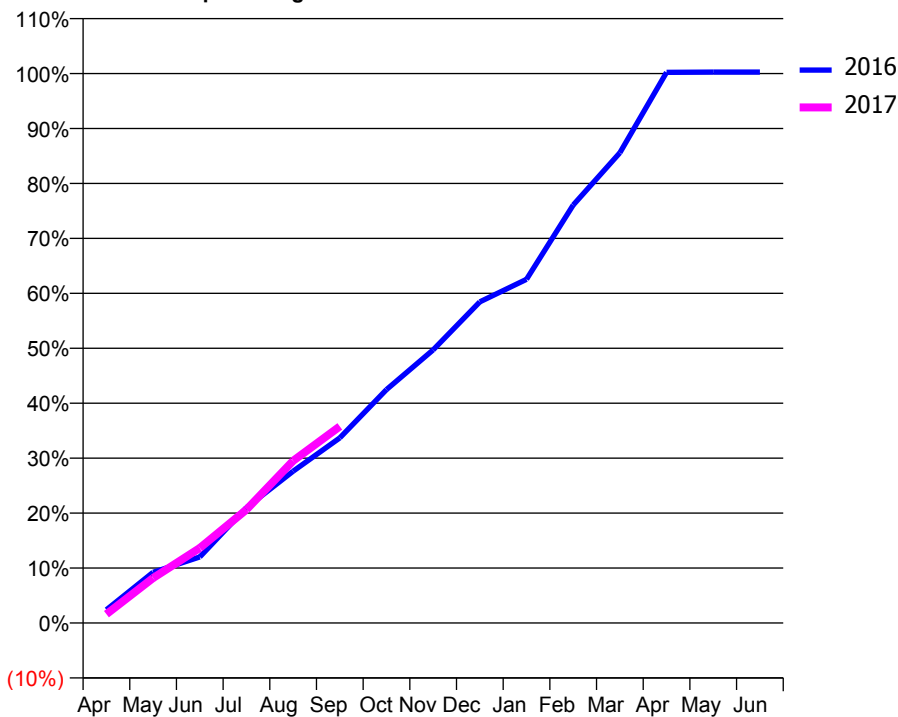
ACCESS*

Patients seen in 24 months	Total	Change since previous quarter
Quarter ending September 2015	3,254	
Quarter ending December 2015	3,178	↓
Quarter ending March 2016	3,229	→
Quarter ending June 2016	3,173	↓
Quarter ending September 2016	3,145	→
Variance since September 2015	(3.3%)	↓



ACTIVITY

Cumulative percentage of contracted UDA delivered 2016 & 2017



Adjusted Scheduled Activity (UDA)

Month	2016	2017
April	308	205
May	1,178	1,047
June	1,535	1,742
July	2,681	2,635
August	3,527	3,770
September	4,302	4,567
October	5,422	
November	6,346	
December	7,461	
January	7,987	
February	9,710	
March	10,926	
April	12,793	
May	12,799	
June	12,799	

QUALITY

	Quantity	Base Number	Contract	AT	Region	England
% of FP17s for the same patient ID Re-attending within 3 months - Children	16	362	4.4%	10.4%	11.8%	12.4%
% of FP17s for the same patient ID Re-attending within 3 months - Adults	96	1,346	7.1%	15.9%	17.1%	16.7%
% of FP17s for the same patient ID Re-attending between 3 & 9 months - Children	116	362	32.0%	47.1%	45.8%	57.4%
% of FP17s for the same patient ID Re-attending between 3 & 9 months - Adults	597	1,346	44.4%	37.7%	37.6%	50.5%
% of FP17s for Band 1 Urgent Courses	72	1,338	5.4%	10.1%	10.6%	9.1%
% of FP17s Relating to Free Repair or Replacements	0	1,338	0.0%	0.6%	0.6%	0.8%
% of FP17s Relating to Continuations	6	1,338	0.4%	1.1%	0.9%	1.3%
% of Patients satisfied with the dentistry they have received	2	2	N/A	90.5%	90.2%	93.2%
% of Patients satisfied with the time they had to wait for an appointment	2	2	N/A	85.8%	83.8%	89.0%

* This is based on patients treated on this contract for their most recent course of treatment. Figures in italics indicate the base number of FP17s or Patient Questionnaire responses are less than 100. N/A is shown where the base number of responses is less than 10 during the period. % is calculated as Quantity/Base number*100

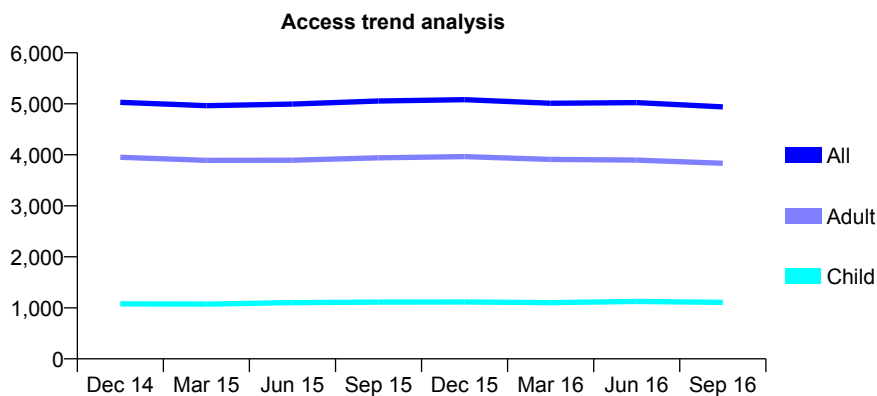
Q63 - Vital Signs At a Glance Contract Report for 679003/0001 - September 2016

Name or company name	MRS M JAHANGIRI
Contract type name	GDS Contract
Purpose of contract	General
Contract start date	01/04/2006
Contract end date	

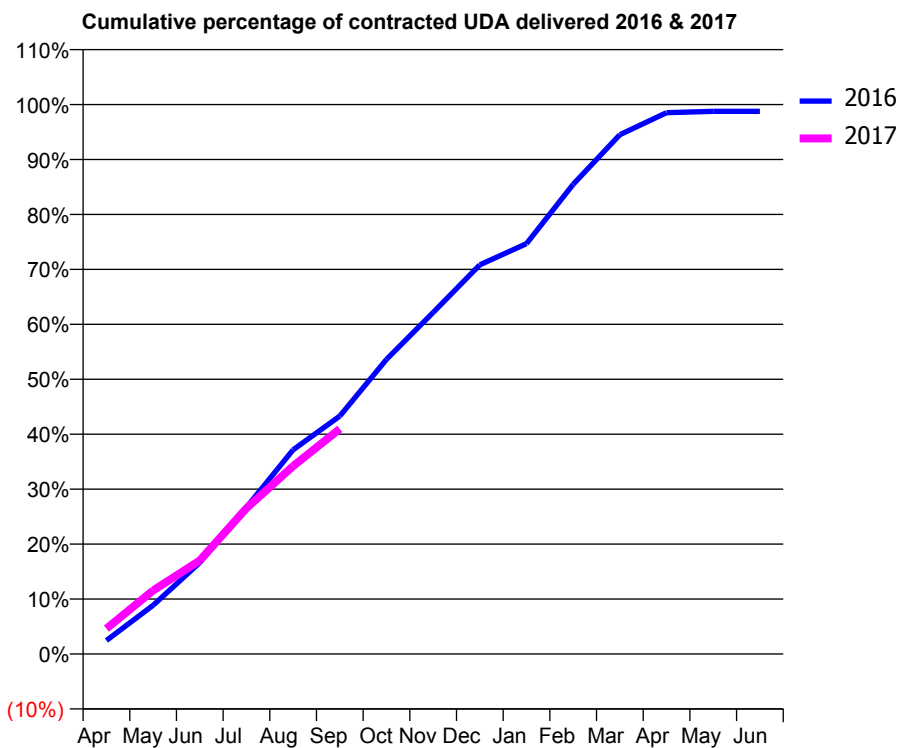
16/17 Contracted general activity (UDA)	18,534
Carry forward general activity (UDA)	0
16/17 Contracted orthodontic activity (UOA)	0
Carry forward orthodontic activity (UOA)	0
Baseline contract value	£603,614.39

ACCESS*

Patients seen in 24 months	Total	Change since previous quarter
Quarter ending September 2015	5,055	
Quarter ending December 2015	5,081	→
Quarter ending March 2016	5,010	↓
Quarter ending June 2016	5,023	→
Quarter ending September 2016	4,940	↓
Variance since September 2015	(2.3%)	↓



ACTIVITY



Month	Adjusted Scheduled Activity (UDA)	
	2016	2017
April	457	857
May	1,644	2,142
June	3,085	3,154
July	4,948	4,919
August	6,887	6,337
September	8,025	7,595
October	9,939	
November	11,522	
December	13,127	
January	13,840	
February	15,845	
March	17,518	
April	18,259	
May	18,303	
June	18,303	

QUALITY

	Quantity	Base Number	Contract	AT	Region	England
% of FP17s for the same patient ID Re-attending within 3 months - Children	42	777	5.4%	10.4%	11.8%	12.4%
% of FP17s for the same patient ID Re-attending within 3 months - Adults	425	2,423	17.5%	15.9%	17.1%	16.7%
% of FP17s for the same patient ID Re-attending between 3 & 9 months - Children	475	777	61.1%	47.1%	45.8%	57.4%
% of FP17s for the same patient ID Re-attending between 3 & 9 months - Adults	1,105	2,423	45.6%	37.7%	37.6%	50.5%
% of FP17s for Band 1 Urgent Courses	297	2,902	10.2%	10.1%	10.6%	9.1%
% of FP17s Relating to Free Repair or Replacements	21	2,902	0.7%	0.6%	0.6%	0.8%
% of FP17s Relating to Continuations	65	2,902	2.2%	1.1%	0.9%	1.3%
% of Patients satisfied with the dentistry they have received	2	3	N/A	90.5%	90.2%	93.2%
% of Patients satisfied with the time they had to wait for an appointment	3	3	N/A	85.8%	83.8%	89.0%

* This is based on patients treated on this contract for their most recent course of treatment. Figures in italics indicate the base number of FP17s or Patient Questionnaire responses are less than 100. N/A is shown where the base number of responses is less than 10 during the period. % is calculated as Quantity/Base number*100

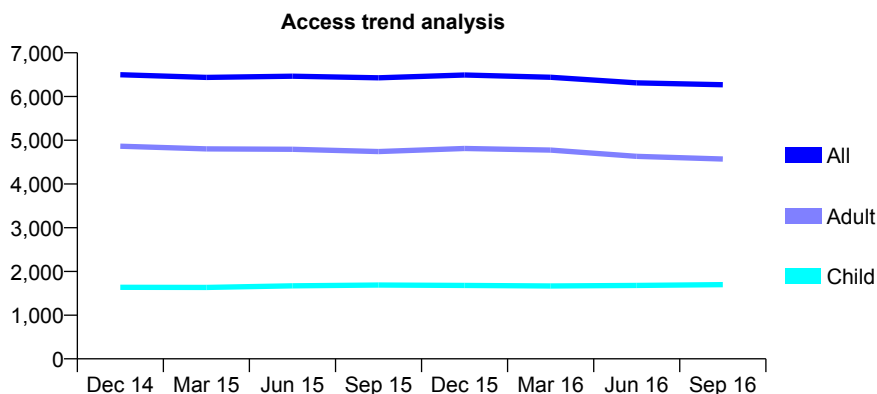
Q63 - Vital Signs At a Glance Contract Report for 682144/0001 - September 2016

Name or company name	MR AA DADASHIAN
Contract type name	GDS Contract
Purpose of contract	General
Contract start date	01/04/2006
Contract end date	

16/17 Contracted general activity (UDA)	24,000
Carry forward general activity (UDA)	114
16/17 Contracted orthodontic activity (UOA)	0
Carry forward orthodontic activity (UOA)	0
Baseline contract value	£656,764.21

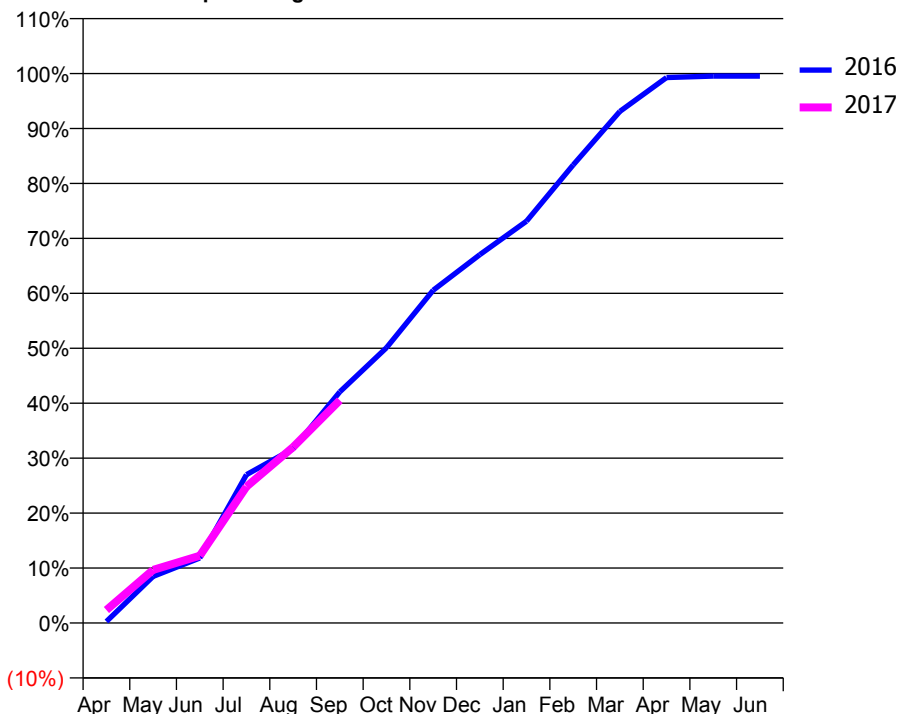
ACCESS*

Patients seen in 24 months	Total	Change since previous quarter
Quarter ending September 2015	6,429	
Quarter ending December 2015	6,492	→
Quarter ending March 2016	6,440	→
Quarter ending June 2016	6,312	↓
Quarter ending September 2016	6,269	→
Variance since September 2015	(2.5%)	↓



ACTIVITY

Cumulative percentage of contracted UDA delivered 2016 & 2017



Month	Adjusted Scheduled Activity (UDA)	
	2016	2017
April	67	566
May	2,038	2,322
June	2,841	2,940
July	6,479	5,954
August	7,615	7,687
September	10,098	9,730
October	12,024	
November	14,533	
December	16,091	
January	17,548	
February	20,011	
March	22,343	
April	23,824	
May	23,886	
June	23,886	

QUALITY

	Quantity	Base Number	Contract	AT	Region	England
% of FP17s for the same patient ID Re-attending within 3 months - Children	75	1,028	7.3%	10.4%	11.8%	12.4%
% of FP17s for the same patient ID Re-attending within 3 months - Adults	244	2,280	10.7%	15.9%	17.1%	16.7%
% of FP17s for the same patient ID Re-attending between 3 & 9 months - Children	387	1,028	37.6%	47.1%	45.8%	57.4%
% of FP17s for the same patient ID Re-attending between 3 & 9 months - Adults	756	2,280	33.2%	37.7%	37.6%	50.5%
% of FP17s for Band 1 Urgent Courses	305	2,904	10.5%	10.1%	10.6%	9.1%
% of FP17s Relating to Free Repair or Replacements	6	2,904	0.2%	0.6%	0.6%	0.8%
% of FP17s Relating to Continuations	26	2,904	0.9%	1.1%	0.9%	1.3%
% of Patients satisfied with the dentistry they have received	1	1	N/A	90.5%	90.2%	93.2%
% of Patients satisfied with the time they had to wait for an appointment	1	1	N/A	85.8%	83.8%	89.0%

* This is based on patients treated on this contract for their most recent course of treatment. Figures in italics indicate the base number of FP17s or Patient Questionnaire responses are less than 100. N/A is shown where the base number of responses is less than 10 during the period. % is calculated as Quantity/Base number*100

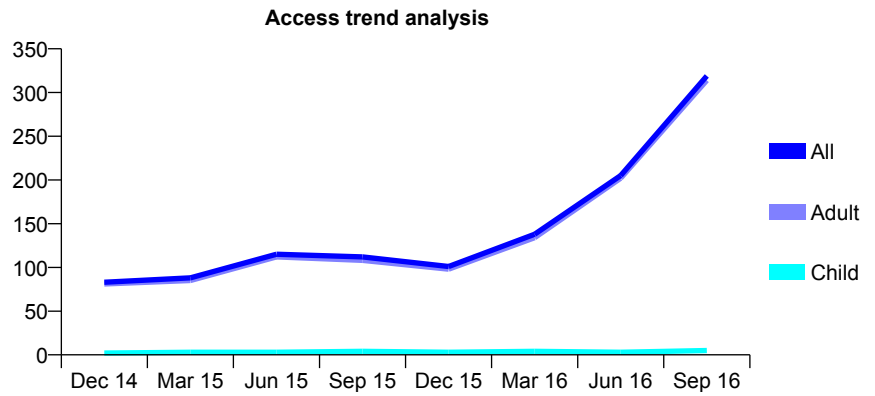
Q63 - Vital Signs At a Glance Contract Report for 682144/0002 - September 2016

Name or company name	MR AA DADASHIAN
Contract type name	PDS Contract
Purpose of contract	General
Contract start date	01/04/2011
Contract end date	31/03/2017

16/17 Contracted general activity (UDA)	1,140
Carry forward general activity (UDA)	0
16/17 Contracted orthodontic activity (UOA)	0
Carry forward orthodontic activity (UOA)	0
Baseline contract value	£55,220.30

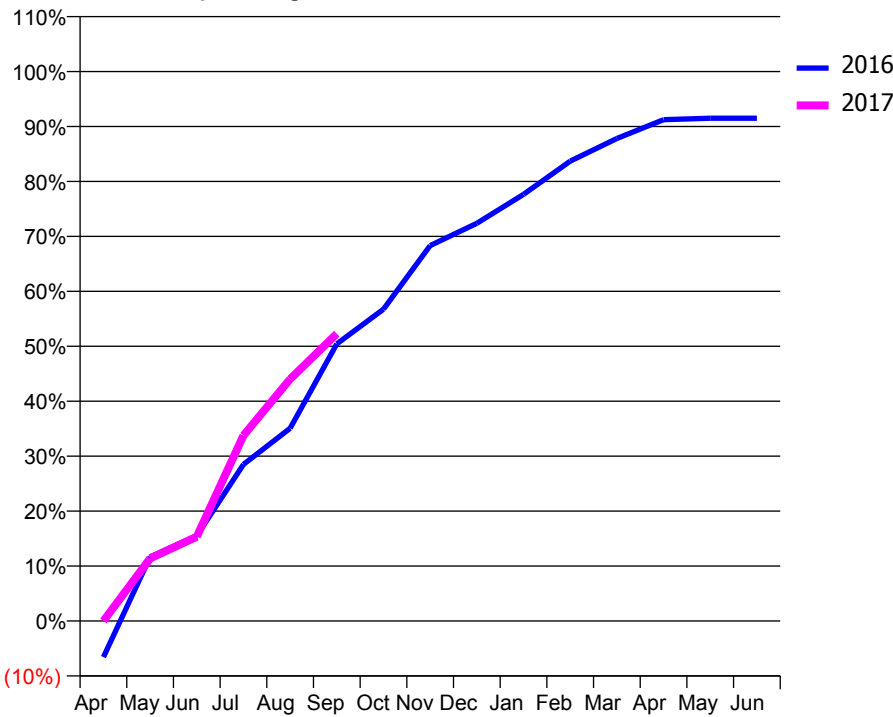
ACCESS*

Patients seen in 24 months	Total	Change since previous quarter
Quarter ending September 2015	112	
Quarter ending December 2015	101	↓
Quarter ending March 2016	138	↑
Quarter ending June 2016	205	↑
Quarter ending September 2016	319	↑
Variance since September 2015	184.8%	↑



ACTIVITY

Cumulative percentage of contracted UDA delivered 2016 & 2017



Month	Adjusted Scheduled Activity (UDA)	
	2016	2017
April	-75	0
May	133	130
June	177	175
July	325	385
August	400	502
September	575	596
October	647	
November	779	
December	825	
January	885	
February	954	
March	1,001	
April	1,040	
May	1,043	
June	1,043	

QUALITY

	Quantity	Base Number	Contract	AT	Region	England
% of FP17s for the same patient ID Re-attending within 3 months - Children	0	5	0.0%	10.4%	11.8%	12.4%
% of FP17s for the same patient ID Re-attending within 3 months - Adults	1	232	0.4%	15.9%	17.1%	16.7%
% of FP17s for the same patient ID Re-attending between 3 & 9 months - Children	0	5	0.0%	47.1%	45.8%	57.4%
% of FP17s for the same patient ID Re-attending between 3 & 9 months - Adults	0	232	0.0%	37.7%	37.6%	50.5%
% of FP17s for Band 1 Urgent Courses	0	210	0.0%	10.1%	10.6%	9.1%
% of FP17s Relating to Free Repair or Replacements	0	210	0.0%	0.6%	0.6%	0.8%
% of FP17s Relating to Continuations	0	210	0.0%	1.1%	0.9%	1.3%
% of Patients satisfied with the dentistry they have received	0	0	N/A	90.5%	90.2%	93.2%
% of Patients satisfied with the time they had to wait for an appointment	0	0	N/A	85.8%	83.8%	89.0%

* This is based on patients treated on this contract for their most recent course of treatment. Figures in italics indicate the base number of FP17s or Patient Questionnaire responses are less than 100. N/A is shown where the base number of responses is less than 10 during the period. % is calculated as Quantity/Base number*100

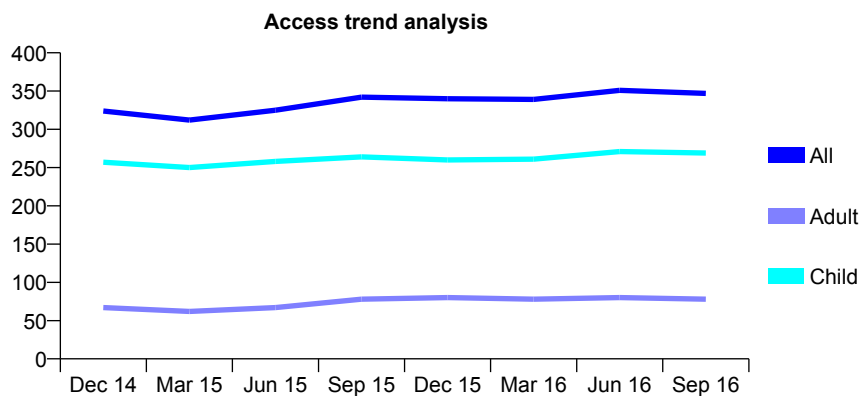
Q63 - Vital Signs At a Glance Contract Report for 684864/0001 - September 2016

Name or company name	MR P BOAMAH
Contract type name	GDS Contract
Purpose of contract	General
Contract start date	01/05/2009
Contract end date	

16/17 Contracted general activity (UDA)	799
Carry forward general activity (UDA)	0
16/17 Contracted orthodontic activity (UOA)	0
Carry forward orthodontic activity (UOA)	0
Baseline contract value	£16,812.74

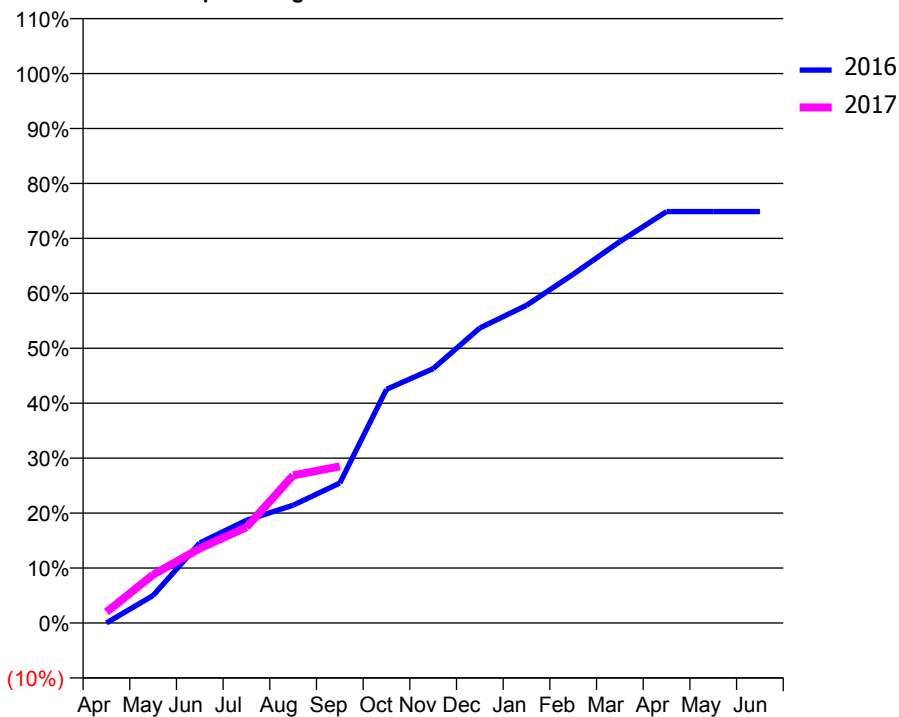
ACCESS*

Patients seen in 24 months	Total	Change since previous quarter
Quarter ending September 2015	342	
Quarter ending December 2015	340	→
Quarter ending March 2016	339	→
Quarter ending June 2016	351	↑
Quarter ending September 2016	347	↓
Variance since September 2015	1.5%	→



ACTIVITY

Cumulative percentage of contracted UDA delivered 2016 & 2017



Month	Adjusted Scheduled Activity (UDA)	
	2016	2017
April	0	16
May	40	70
June	116	108
July	149	139
August	171	215
September	203	228
October	340	
November	370	
December	429	
January	462	
February	507	
March	555	
April	598	
May	598	
June	598	

QUALITY

	Quantity	Base Number	Contract	AT	Region	England
% of FP17s for the same patient ID Re-attending within 3 months - Children	10	159	6.3%	10.4%	11.8%	12.4%
% of FP17s for the same patient ID Re-attending within 3 months - Adults	3	35	8.6%	15.9%	17.1%	16.7%
% of FP17s for the same patient ID Re-attending between 3 & 9 months - Children	58	159	36.5%	47.1%	45.8%	57.4%
% of FP17s for the same patient ID Re-attending between 3 & 9 months - Adults	13	35	37.1%	37.7%	37.6%	50.5%
% of FP17s for Band 1 Urgent Courses	4	161	2.5%	10.1%	10.6%	9.1%
% of FP17s Relating to Free Repair or Replacements	0	161	0.0%	0.6%	0.6%	0.8%
% of FP17s Relating to Continuations	1	161	0.6%	1.1%	0.9%	1.3%
% of Patients satisfied with the dentistry they have received	0	0	N/A	90.5%	90.2%	93.2%
% of Patients satisfied with the time they had to wait for an appointment	0	0	N/A	85.8%	83.8%	89.0%

* This is based on patients treated on this contract for their most recent course of treatment. Figures in italics indicate the base number of FP17s or Patient Questionnaire responses are less than 100. N/A is shown where the base number of responses is less than 10 during the period. % is calculated as Quantity/Base number*100

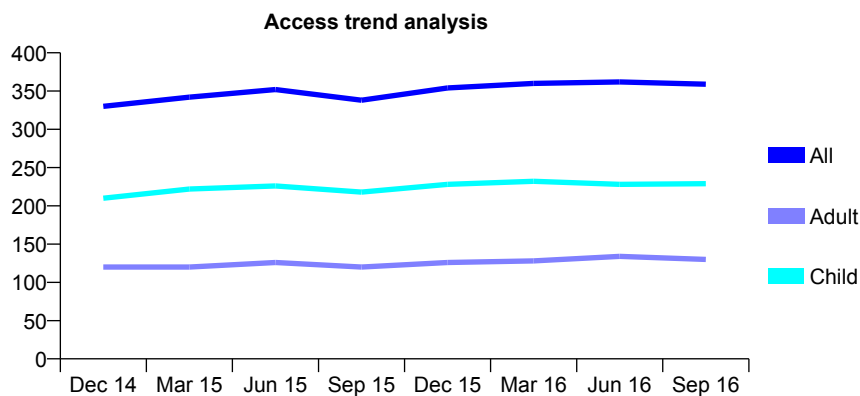
Q63 - Vital Signs At a Glance Contract Report for 687219/0001 - September 2016

Name or company name	MR AA ZAIDI
Contract type name	GDS Contract
Purpose of contract	General
Contract start date	01/09/2007
Contract end date	

16/17 Contracted general activity (UDA)	1,104
Carry forward general activity (UDA)	-2
16/17 Contracted orthodontic activity (UOA)	0
Carry forward orthodontic activity (UOA)	0
Baseline contract value	£26,025.00

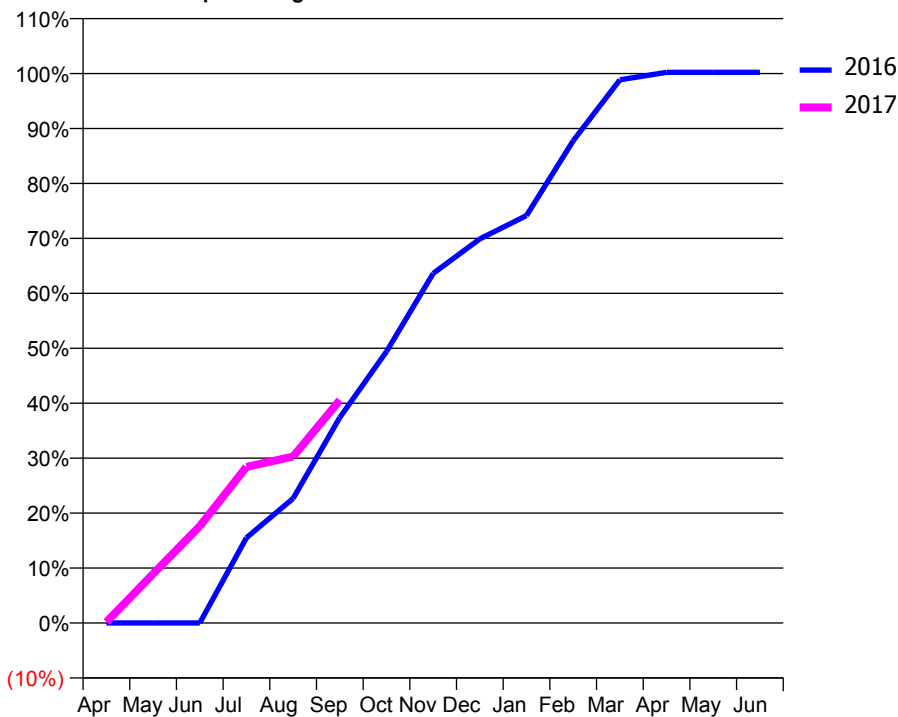
ACCESS*

Patients seen in 24 months	Total	Change since previous quarter
Quarter ending September 2015	338	
Quarter ending December 2015	354	↑
Quarter ending March 2016	360	→
Quarter ending June 2016	362	→
Quarter ending September 2016	359	→
Variance since September 2015	6.2%	↑



ACTIVITY

Cumulative percentage of contracted UDA delivered 2016 & 2017



Month	Adjusted Scheduled Activity (UDA)	
	2016	2017
April	0	2
May	0	99
June	0	195
July	171	314
August	250	335
September	413	448
October	545	
November	702	
December	772	
January	819	
February	969	
March	1,091	
April	1,106	
May	1,106	
June	1,106	

QUALITY

	Quantity	Base Number	Contract	AT	Region	England
% of FP17s for the same patient ID Re-attending within 3 months - Children	0	128	0.0%	10.4%	11.8%	12.4%
% of FP17s for the same patient ID Re-attending within 3 months - Adults	3	53	5.7%	15.9%	17.1%	16.7%
% of FP17s for the same patient ID Re-attending between 3 & 9 months - Children	81	128	63.3%	47.1%	45.8%	57.4%
% of FP17s for the same patient ID Re-attending between 3 & 9 months - Adults	19	53	35.8%	37.7%	37.6%	50.5%
% of FP17s for Band 1 Urgent Courses	4	172	2.3%	10.1%	10.6%	9.1%
% of FP17s Relating to Free Repair or Replacements	0	172	0.0%	0.6%	0.6%	0.8%
% of FP17s Relating to Continuations	0	172	0.0%	1.1%	0.9%	1.3%
% of Patients satisfied with the dentistry they have received	0	0	N/A	90.5%	90.2%	93.2%
% of Patients satisfied with the time they had to wait for an appointment	0	0	N/A	85.8%	83.8%	89.0%

* This is based on patients treated on this contract for their most recent course of treatment. Figures in italics indicate the base number of FP17s or Patient Questionnaire responses are less than 100. N/A is shown where the base number of responses is less than 10 during the period. % is calculated as Quantity/Base number*100

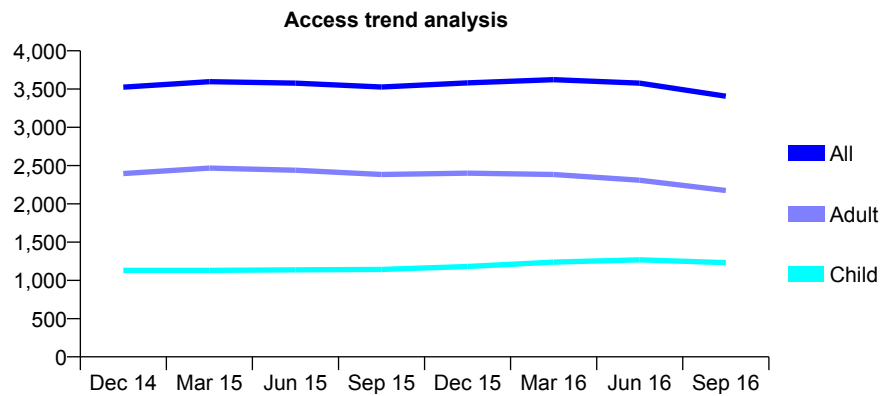
Q63 - Vital Signs At a Glance Contract Report for 689416/0001 - September 2016

Name or company name	MR MB PATEL
Contract type name	GDS Contract
Purpose of contract	General
Contract start date	01/07/2007
Contract end date	

16/17 Contracted general activity (UDA)	8,500
Carry forward general activity (UDA)	0
16/17 Contracted orthodontic activity (UOA)	0
Carry forward orthodontic activity (UOA)	0
Baseline contract value	£209,198.60

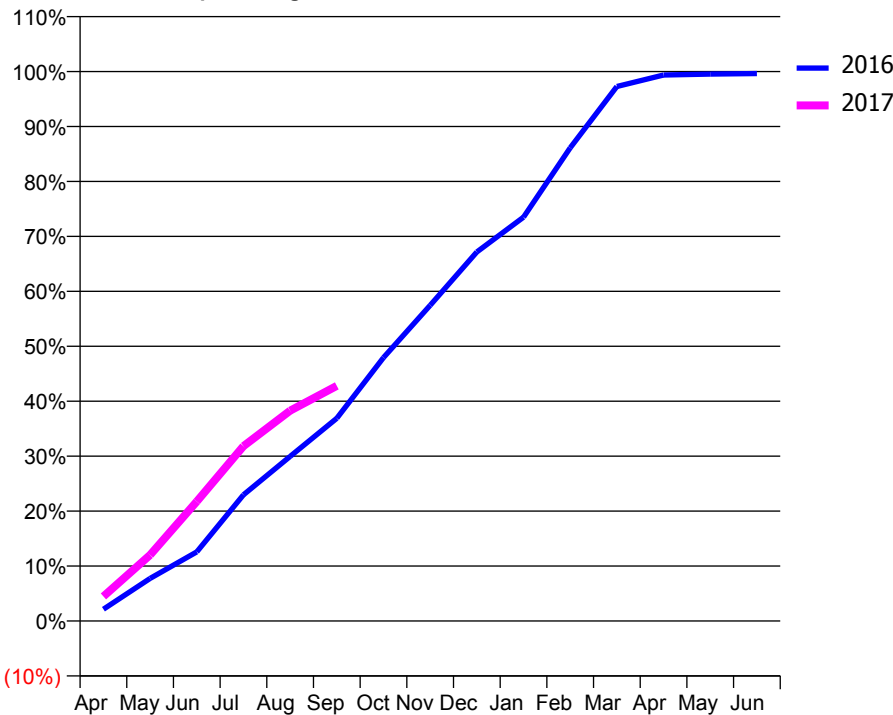
ACCESS*

Patients seen in 24 months	Total	Change since previous quarter
Quarter ending September 2015	3,527	
Quarter ending December 2015	3,581	→
Quarter ending March 2016	3,622	→
Quarter ending June 2016	3,577	↓
Quarter ending September 2016	3,407	↓
Variance since September 2015	(3.4%)	↓



ACTIVITY

Cumulative percentage of contracted UDA delivered 2016 & 2017



Month	Adjusted Scheduled Activity (UDA)	
	2016	2017
April	182	380
May	658	1,023
June	1,069	1,849
July	1,953	2,704
August	2,546	3,254
September	3,136	3,638
October	4,076	
November	4,883	
December	5,708	
January	6,246	
February	7,320	
March	8,267	
April	8,446	
May	8,459	
June	8,469	

QUALITY

	Quantity	Base Number	Contract	AT	Region	England
% of FP17s for the same patient ID Re-attending within 3 months - Children	50	650	7.7%	10.4%	11.8%	12.4%
% of FP17s for the same patient ID Re-attending within 3 months - Adults	138	956	14.4%	15.9%	17.1%	16.7%
% of FP17s for the same patient ID Re-attending between 3 & 9 months - Children	252	650	38.8%	47.1%	45.8%	57.4%
% of FP17s for the same patient ID Re-attending between 3 & 9 months - Adults	345	956	36.1%	37.7%	37.6%	50.5%
% of FP17s for Band 1 Urgent Courses	182	1,517	12.0%	10.1%	10.6%	9.1%
% of FP17s Relating to Free Repair or Replacements	1	1,517	0.1%	0.6%	0.6%	0.8%
% of FP17s Relating to Continuations	9	1,517	0.6%	1.1%	0.9%	1.3%
% of Patients satisfied with the dentistry they have received	3	3	N/A	90.5%	90.2%	93.2%
% of Patients satisfied with the time they had to wait for an appointment	2	3	N/A	85.8%	83.8%	89.0%

* This is based on patients treated on this contract for their most recent course of treatment. Figures in italics indicate the base number of FP17s or Patient Questionnaire responses are less than 100. N/A is shown where the base number of responses is less than 10 during the period. % is calculated as Quantity/Base number*100

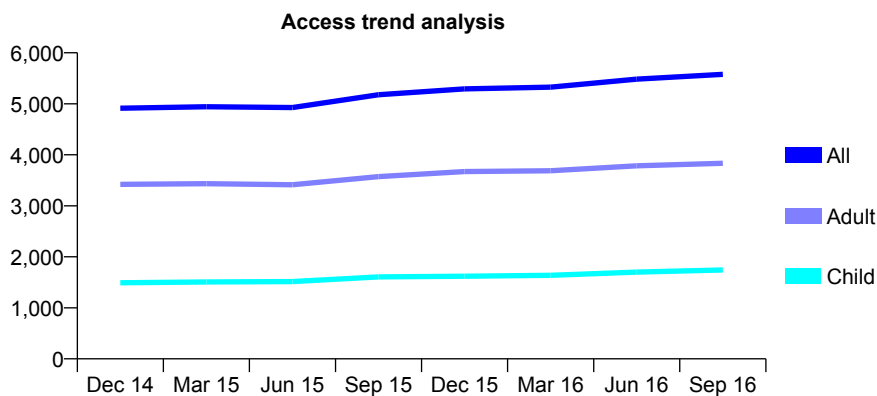
Q63 - Vital Signs At a Glance Contract Report for 691445/0001 - September 2016

Name or company name	MR AF YUSUF
Contract type name	GDS Contract
Purpose of contract	General
Contract start date	01/11/2008
Contract end date	

16/17 Contracted general activity (UDA)	15,957
Carry forward general activity (UDA)	-319
16/17 Contracted orthodontic activity (UOA)	0
Carry forward orthodontic activity (UOA)	0
Baseline contract value	£497,452.65

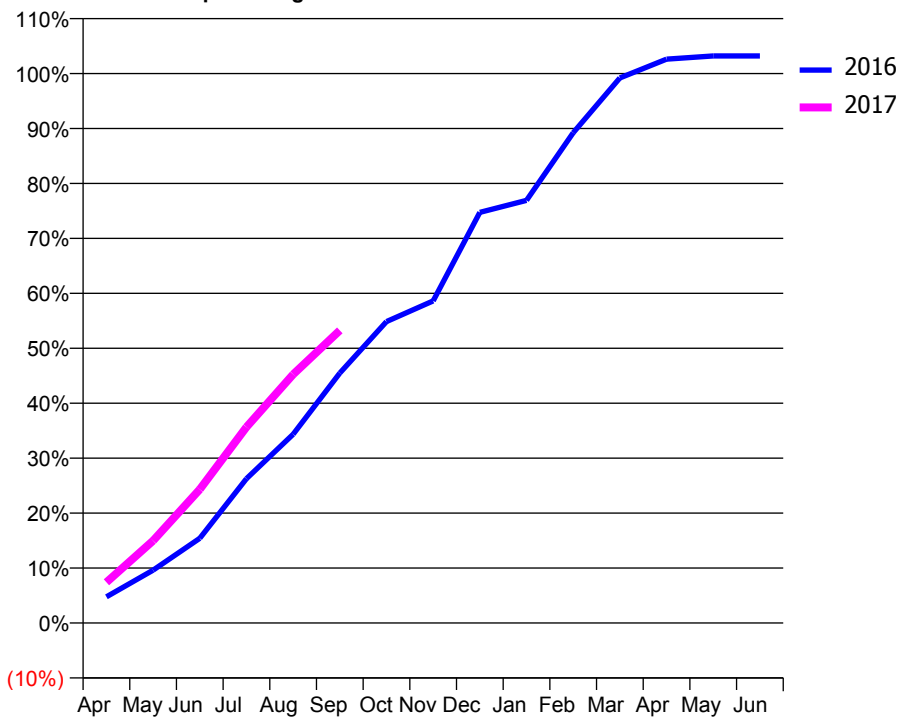
ACCESS*

Patients seen in 24 months	Total	Change since previous quarter
Quarter ending September 2015	5,178	
Quarter ending December 2015	5,292	↑
Quarter ending March 2016	5,327	→
Quarter ending June 2016	5,484	↑
Quarter ending September 2016	5,577	→
Variance since September 2015	7.7%	↑



ACTIVITY

Cumulative percentage of contracted UDA delivered 2016 & 2017



Month	Adjusted Scheduled Activity (UDA)	
	2016	2017
April	761	1,181
May	1,535	2,393
June	2,463	3,881
July	4,191	5,689
August	5,482	7,221
September	7,258	8,496
October	8,754	
November	9,354	
December	11,924	
January	12,272	
February	14,236	
March	15,830	
April	16,375	
May	16,467	
June	16,467	

QUALITY

	Quantity	Base Number	Contract	AT	Region	England
% of FP17s for the same patient ID Re-attending within 3 months - Children	64	1,177	5.4%	10.4%	11.8%	12.4%
% of FP17s for the same patient ID Re-attending within 3 months - Adults	284	2,075	13.7%	15.9%	17.1%	16.7%
% of FP17s for the same patient ID Re-attending between 3 & 9 months - Children	502	1,177	42.7%	47.1%	45.8%	57.4%
% of FP17s for the same patient ID Re-attending between 3 & 9 months - Adults	658	2,075	31.7%	37.7%	37.6%	50.5%
% of FP17s for Band 1 Urgent Courses	369	2,957	12.5%	10.1%	10.6%	9.1%
% of FP17s Relating to Free Repair or Replacements	16	2,957	0.5%	0.6%	0.6%	0.8%
% of FP17s Relating to Continuations	4	2,957	0.1%	1.1%	0.9%	1.3%
% of Patients satisfied with the dentistry they have received	3	3	N/A	90.5%	90.2%	93.2%
% of Patients satisfied with the time they had to wait for an appointment	2	3	N/A	85.8%	83.8%	89.0%

* This is based on patients treated on this contract for their most recent course of treatment. Figures in italics indicate the base number of FP17s or Patient Questionnaire responses are less than 100. N/A is shown where the base number of responses is less than 10 during the period. % is calculated as Quantity/Base number*100

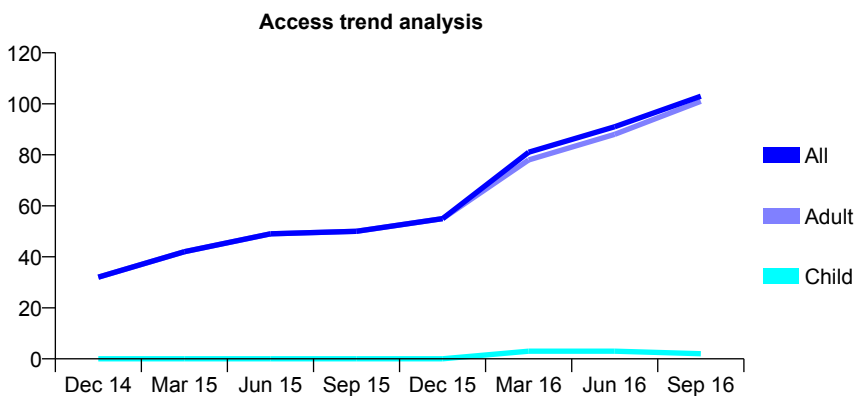
Q63 - Vital Signs At a Glance Contract Report for 691445/0002 - September 2016

Name or company name	MR AF YUSUF
Contract type name	PDS Contract
Purpose of contract	General
Contract start date	01/04/2009
Contract end date	31/03/2017

16/17 Contracted general activity (UDA)	500
Carry forward general activity (UDA)	0
16/17 Contracted orthodontic activity (UOA)	0
Carry forward orthodontic activity (UOA)	0
Baseline contract value	£69,120.48

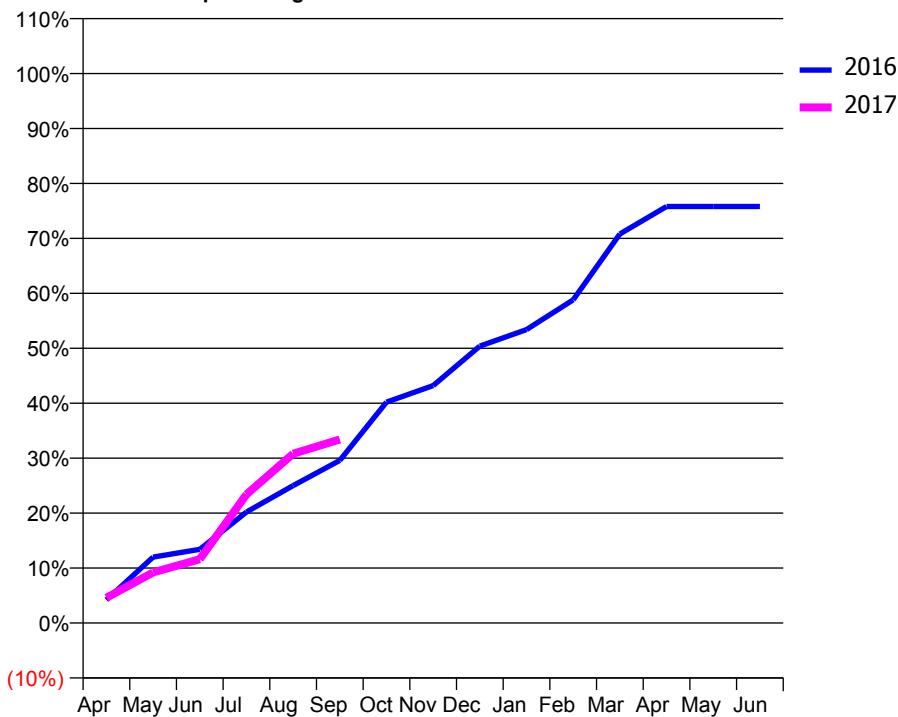
ACCESS*

Patients seen in 24 months	Total	Change since previous quarter
Quarter ending September 2015	50	
Quarter ending December 2015	55	↑
Quarter ending March 2016	81	↑
Quarter ending June 2016	91	↑
Quarter ending September 2016	103	↑
Variance since September 2015	106.0%	↑



ACTIVITY

Cumulative percentage of contracted UDA delivered 2016 & 2017



Adjusted Scheduled Activity (UDA)

Month	2016	2017
April	21	23
May	60	46
June	67	58
July	101	117
August	125	154
September	148	167
October	201	
November	216	
December	252	
January	267	
February	294	
March	354	
April	379	
May	379	
June	379	

QUALITY

	Quantity	Base Number	Contract	AT	Region	England
% of FP17s for the same patient ID Re-attending within 3 months - Children	0	2	0.0%	10.4%	11.8%	12.4%
% of FP17s for the same patient ID Re-attending within 3 months - Adults	1	74	1.4%	15.9%	17.1%	16.7%
% of FP17s for the same patient ID Re-attending between 3 & 9 months - Children	0	2	0.0%	47.1%	45.8%	57.4%
% of FP17s for the same patient ID Re-attending between 3 & 9 months - Adults	1	74	1.4%	37.7%	37.6%	50.5%
% of FP17s for Band 1 Urgent Courses	0	67	0.0%	10.1%	10.6%	9.1%
% of FP17s Relating to Free Repair or Replacements	0	67	0.0%	0.6%	0.6%	0.8%
% of FP17s Relating to Continuations	0	67	0.0%	1.1%	0.9%	1.3%
% of Patients satisfied with the dentistry they have received	0	0	N/A	90.5%	90.2%	93.2%
% of Patients satisfied with the time they had to wait for an appointment	0	0	N/A	85.8%	83.8%	89.0%

* This is based on patients treated on this contract for their most recent course of treatment. Figures in italics indicate the base number of FP17s or Patient Questionnaire responses are less than 100. N/A is shown where the base number of responses is less than 10 during the period. % is calculated as Quantity/Base number*100

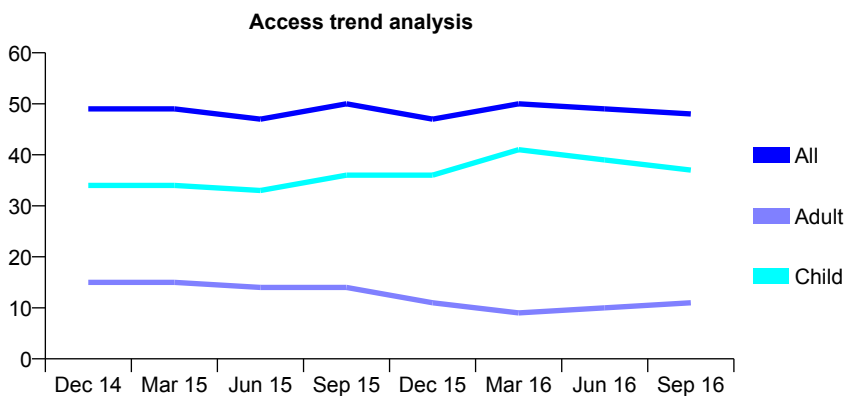
Q63 - Vital Signs At a Glance Contract Report for 728209/0002 - September 2016

Name or company name	MR MM DAMJI
Contract type name	GDS Contract
Purpose of contract	General
Contract start date	02/11/2010
Contract end date	30/09/2016

16/17 Contracted general activity (UDA)	75
Carry forward general activity (UDA)	0
16/17 Contracted orthodontic activity (UOA)	0
Carry forward orthodontic activity (UOA)	0
Baseline contract value	£1,774.40

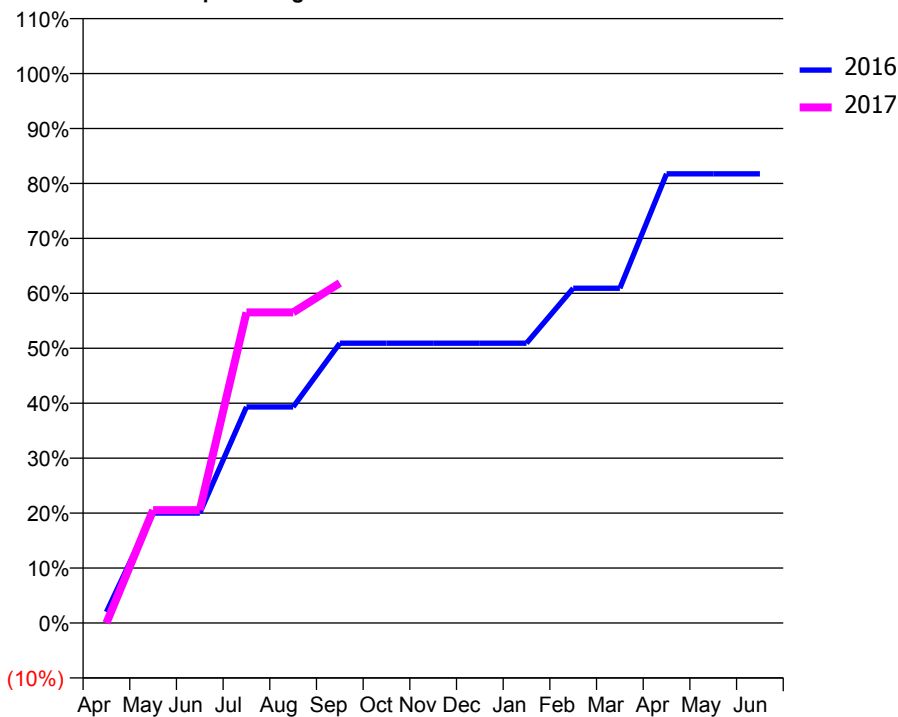
ACCESS*

Patients seen in 24 months	Total	Change since previous quarter
Quarter ending September 2015	50	
Quarter ending December 2015	47	↓
Quarter ending March 2016	50	↑
Quarter ending June 2016	49	↓
Quarter ending September 2016	48	↓
Variance since September 2015	(4.0%)	↓



ACTIVITY

Cumulative percentage of contracted UDA delivered 2016 & 2017



Adjusted Scheduled Activity (UDA)

Month	2016	2017
April	3	0
May	30	15
June	30	15
July	59	42
August	59	42
September	76	46
October	76	
November	76	
December	76	
January	76	
February	91	
March	91	
April	123	
May	123	
June	123	

QUALITY

	Quantity	Base Number	Contract	AT	Region	England
% of FP17s for the same patient ID Re-attending within 3 months - Children	2	32	6.3%	10.4%	11.8%	12.4%
% of FP17s for the same patient ID Re-attending within 3 months - Adults	0	3	0.0%	15.9%	17.1%	16.7%
% of FP17s for the same patient ID Re-attending between 3 & 9 months - Children	9	32	28.1%	47.1%	45.8%	57.4%
% of FP17s for the same patient ID Re-attending between 3 & 9 months - Adults	1	3	33.3%	37.7%	37.6%	50.5%
% of FP17s for Band 1 Urgent Courses	2	21	9.5%	10.1%	10.6%	9.1%
% of FP17s Relating to Free Repair or Replacements	0	21	0.0%	0.6%	0.6%	0.8%
% of FP17s Relating to Continuations	0	21	0.0%	1.1%	0.9%	1.3%
% of Patients satisfied with the dentistry they have received	0	1	N/A	90.5%	90.2%	93.2%
% of Patients satisfied with the time they had to wait for an appointment	0	1	N/A	85.8%	83.8%	89.0%

* This is based on patients treated on this contract for their most recent course of treatment. Figures in italics indicate the base number of FP17s or Patient Questionnaire responses are less than 100. N/A is shown where the base number of responses is less than 10 during the period. % is calculated as Quantity/Base number*100

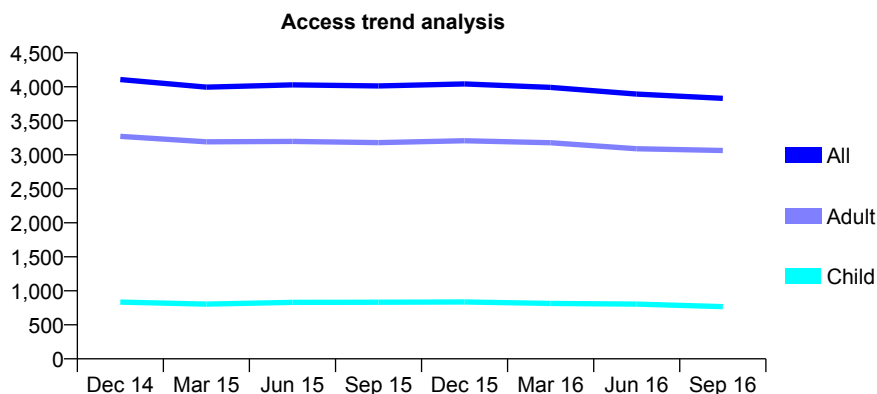
Q63 - Vital Signs At a Glance Contract Report for 729477/0001 - September 2016

Name or company name	MR JP YOUNGHUSBAND
Contract type name	GDS Contract
Purpose of contract	General
Contract start date	01/04/2006
Contract end date	

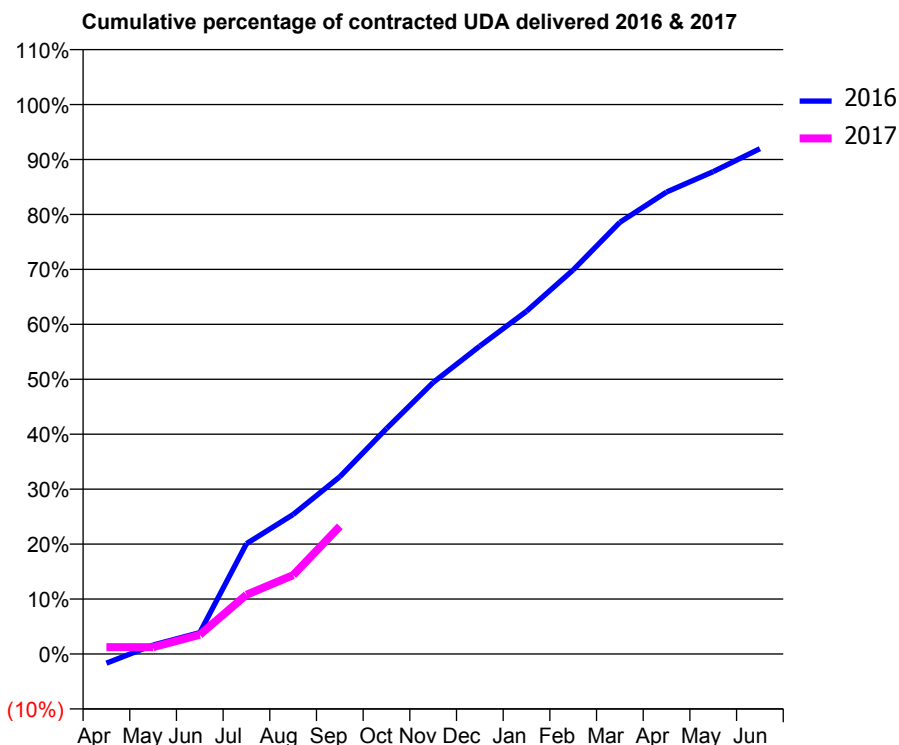
16/17 Contracted general activity (UDA)	15,139
Carry forward general activity (UDA)	0
16/17 Contracted orthodontic activity (UOA)	0
Carry forward orthodontic activity (UOA)	0
Baseline contract value	£426,944.38

ACCESS*

Patients seen in 24 months	Total	Change since previous quarter
Quarter ending September 2015	4,012	
Quarter ending December 2015	4,042	→
Quarter ending March 2016	3,992	↓
Quarter ending June 2016	3,893	↓
Quarter ending September 2016	3,831	↓
Variance since September 2015	(4.5%)	↓



ACTIVITY



Month	Adjusted Scheduled Activity (UDA)	
	2016	2017
April	-254	188
May	248	191
June	591	532
July	3,041	1,632
August	3,846	2,173
September	4,885	3,518
October	6,212	
November	7,481	
December	8,486	
January	9,444	
February	10,582	
March	11,893	
April	12,730	
May	13,289	
June	13,923	

QUALITY

	Quantity	Base Number	Contract	AT	Region	England
% of FP17s for the same patient ID Re-attending within 3 months - Children	39	481	8.1%	10.4%	11.8%	12.4%
% of FP17s for the same patient ID Re-attending within 3 months - Adults	395	2,034	19.4%	15.9%	17.1%	16.7%
% of FP17s for the same patient ID Re-attending between 3 & 9 months - Children	237	481	49.3%	47.1%	45.8%	57.4%
% of FP17s for the same patient ID Re-attending between 3 & 9 months - Adults	1,003	2,034	49.3%	37.7%	37.6%	50.5%
% of FP17s for Band 1 Urgent Courses	239	1,682	14.2%	10.1%	10.6%	9.1%
% of FP17s Relating to Free Repair or Replacements	30	1,682	1.8%	0.6%	0.6%	0.8%
% of FP17s Relating to Continuations	32	1,682	1.9%	1.1%	0.9%	1.3%
% of Patients satisfied with the dentistry they have received	3	3	N/A	90.5%	90.2%	93.2%
% of Patients satisfied with the time they had to wait for an appointment	3	3	N/A	85.8%	83.8%	89.0%

* This is based on patients treated on this contract for their most recent course of treatment. Figures in italics indicate the base number of FP17s or Patient Questionnaire responses are less than 100. N/A is shown where the base number of responses is less than 10 during the period. % is calculated as Quantity/Base number*100

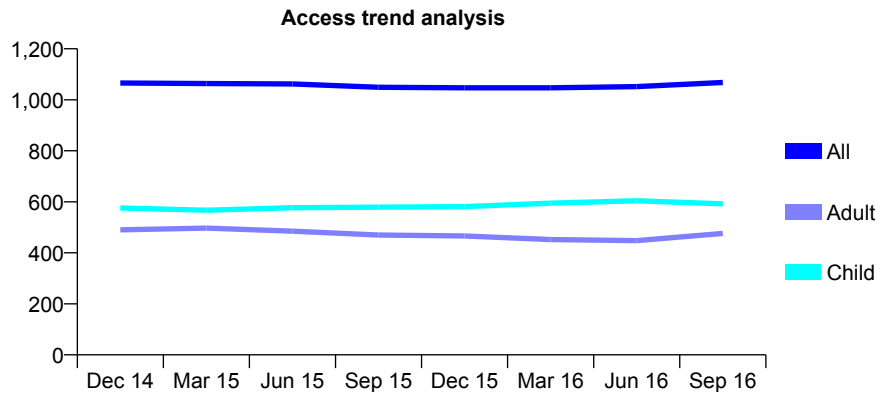
Q63 - Vital Signs At a Glance Contract Report for 730025/0001 - September 2016

Name or company name	MR SN MOOI
Contract type name	GDS Contract
Purpose of contract	General
Contract start date	01/04/2006
Contract end date	

16/17 Contracted general activity (UDA)	1,844
Carry forward general activity (UDA)	0
16/17 Contracted orthodontic activity (UOA)	0
Carry forward orthodontic activity (UOA)	0
Baseline contract value	£50,831.58

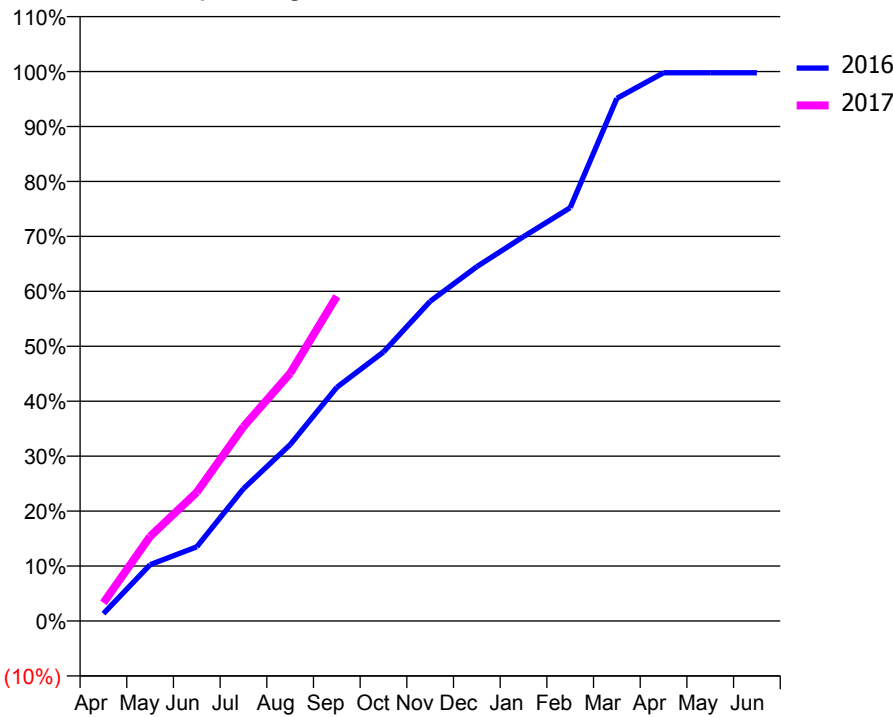
ACCESS*

Patients seen in 24 months	Total	Change since previous quarter
Quarter ending September 2015	1,049	
Quarter ending December 2015	1,047	→
Quarter ending March 2016	1,047	→
Quarter ending June 2016	1,052	→
Quarter ending September 2016	1,068	→
Variance since September 2015	1.8%	→



ACTIVITY

Cumulative percentage of contracted UDA delivered 2016 & 2017



Month	Adjusted Scheduled Activity (UDA)	
	2016	2017
April	25	61
May	189	284
June	249	432
July	444	652
August	592	831
September	784	1,090
October	903	
November	1,073	
December	1,189	
January	1,290	
February	1,387	
March	1,754	
April	1,840	
May	1,840	
June	1,840	

QUALITY

	Quantity	Base Number	Contract	AT	Region	England
% of FP17s for the same patient ID Re-attending within 3 months - Children	12	300	4.0%	10.4%	11.8%	12.4%
% of FP17s for the same patient ID Re-attending within 3 months - Adults	36	242	14.9%	15.9%	17.1%	16.7%
% of FP17s for the same patient ID Re-attending between 3 & 9 months - Children	79	300	26.3%	47.1%	45.8%	57.4%
% of FP17s for the same patient ID Re-attending between 3 & 9 months - Adults	50	242	20.7%	37.7%	37.6%	50.5%
% of FP17s for Band 1 Urgent Courses	0	501	0.0%	10.1%	10.6%	9.1%
% of FP17s Relating to Free Repair or Replacements	0	501	0.0%	0.6%	0.6%	0.8%
% of FP17s Relating to Continuations	12	501	2.4%	1.1%	0.9%	1.3%
% of Patients satisfied with the dentistry they have received	0	0	N/A	90.5%	90.2%	93.2%
% of Patients satisfied with the time they had to wait for an appointment	0	0	N/A	85.8%	83.8%	89.0%

* This is based on patients treated on this contract for their most recent course of treatment. Figures in italics indicate the base number of FP17s or Patient Questionnaire responses are less than 100. N/A is shown where the base number of responses is less than 10 during the period. % is calculated as Quantity/Base number*100

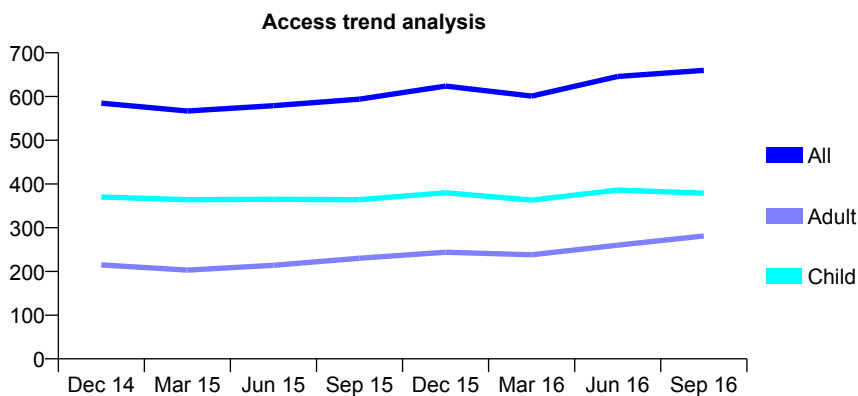
Q63 - Vital Signs At a Glance Contract Report for 730114/0001 - September 2016

Name or company name	Mr Raj Patel
Contract type name	GDS Contract
Purpose of contract	General
Contract start date	01/04/2006
Contract end date	

16/17 Contracted general activity (UDA)	1,455
Carry forward general activity (UDA)	112
16/17 Contracted orthodontic activity (UOA)	0
Carry forward orthodontic activity (UOA)	0
Baseline contract value	£44,570.77

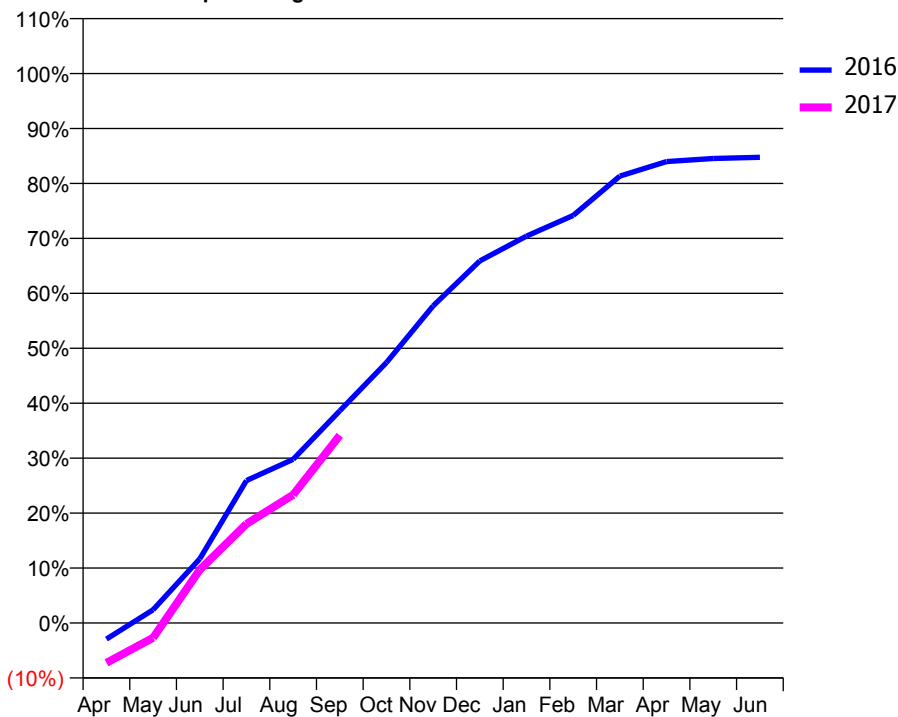
ACCESS*

Patients seen in 24 months	Total	Change since previous quarter
Quarter ending September 2015	594	
Quarter ending December 2015	624	↑
Quarter ending March 2016	601	↓
Quarter ending June 2016	646	↑
Quarter ending September 2016	660	↑
Variance since September 2015	11.1%	↑



ACTIVITY

Cumulative percentage of contracted UDA delivered 2016 & 2017



Adjusted Scheduled Activity (UDA)

Month	2016	2017
April	-43	-106
May	35	-39
June	170	141
July	377	262
August	433	339
September	562	497
October	690	
November	840	
December	959	
January	1,024	
February	1,079	
March	1,183	
April	1,222	
May	1,230	
June	1,233	

QUALITY

	Quantity	Base Number	Contract	AT	Region	England
% of FP17s for the same patient ID Re-attending within 3 months - Children	7	208	3.4%	10.4%	11.8%	12.4%
% of FP17s for the same patient ID Re-attending within 3 months - Adults	22	132	16.7%	15.9%	17.1%	16.7%
% of FP17s for the same patient ID Re-attending between 3 & 9 months - Children	74	208	35.6%	47.1%	45.8%	57.4%
% of FP17s for the same patient ID Re-attending between 3 & 9 months - Adults	20	132	15.2%	37.7%	37.6%	50.5%
% of FP17s for Band 1 Urgent Courses	29	313	9.3%	10.1%	10.6%	9.1%
% of FP17s Relating to Free Repair or Replacements	0	313	0.0%	0.6%	0.6%	0.8%
% of FP17s Relating to Continuations	0	313	0.0%	1.1%	0.9%	1.3%
% of Patients satisfied with the dentistry they have received	0	0	N/A	90.5%	90.2%	93.2%
% of Patients satisfied with the time they had to wait for an appointment	0	0	N/A	85.8%	83.8%	89.0%

* This is based on patients treated on this contract for their most recent course of treatment. Figures in italics indicate the base number of FP17s or Patient Questionnaire responses are less than 100. N/A is shown where the base number of responses is less than 10 during the period. % is calculated as Quantity/Base number*100

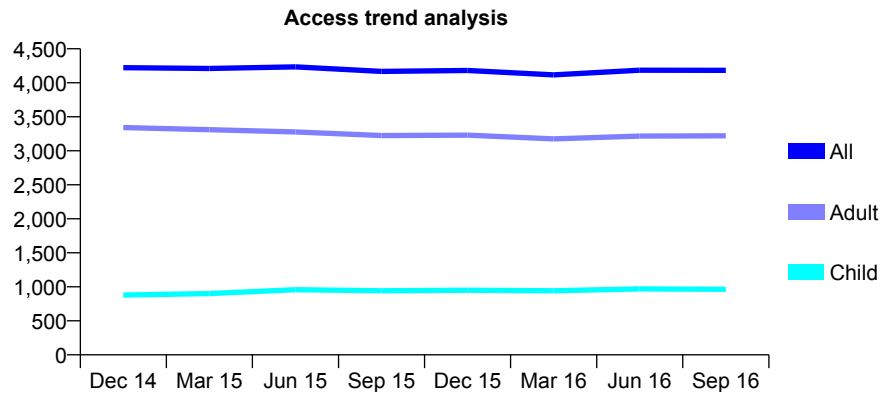
Q63 - Vital Signs At a Glance Contract Report for 730874/0001 - September 2016

Name or company name	MR GK OOI
Contract type name	GDS Contract
Purpose of contract	General
Contract start date	01/04/2006
Contract end date	

16/17 Contracted general activity (UDA)	12,108
Carry forward general activity (UDA)	-217
16/17 Contracted orthodontic activity (UOA)	0
Carry forward orthodontic activity (UOA)	0
Baseline contract value	£401,910.02

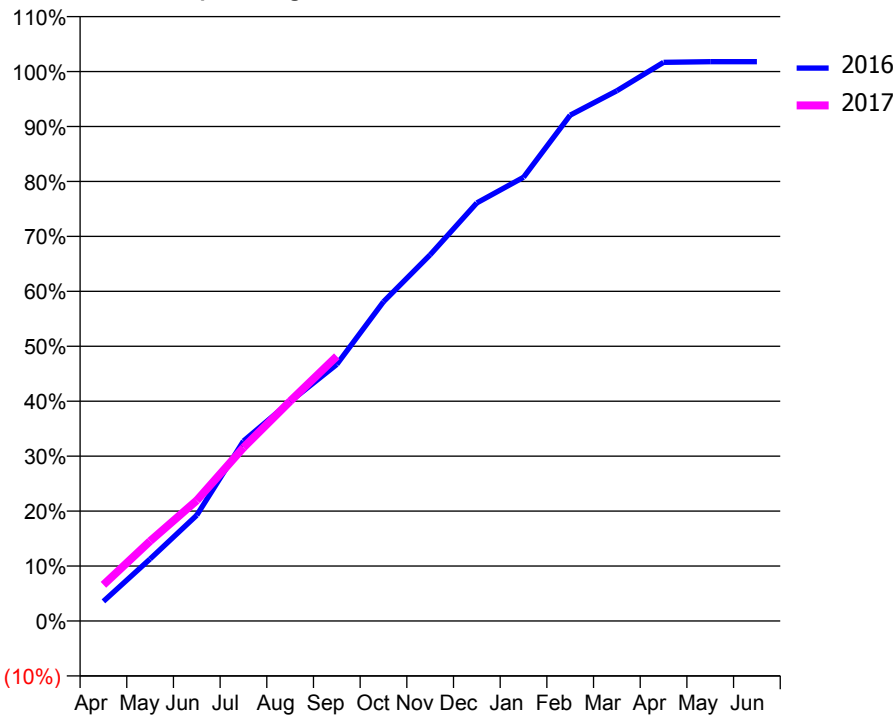
ACCESS*

Patients seen in 24 months	Total	Change since previous quarter
Quarter ending September 2015	4,167	
Quarter ending December 2015	4,181	→
Quarter ending March 2016	4,117	↓
Quarter ending June 2016	4,186	→
Quarter ending September 2016	4,183	→
Variance since September 2015	0.4%	→



ACTIVITY

Cumulative percentage of contracted UDA delivered 2016 & 2017



Month	Adjusted Scheduled Activity (UDA)	
	2016	2017
April	434	799
May	1,367	1,761
June	2,331	2,657
July	3,967	3,822
August	4,835	4,844
September	5,654	5,833
October	7,036	
November	8,069	
December	9,213	
January	9,777	
February	11,147	
March	11,685	
April	12,308	
May	12,325	
June	12,325	

QUALITY

	Quantity	Base Number	Contract	AT	Region	England
% of FP17s for the same patient ID Re-attending within 3 months - Children	37	522	7.1%	10.4%	11.8%	12.4%
% of FP17s for the same patient ID Re-attending within 3 months - Adults	223	1,724	12.9%	15.9%	17.1%	16.7%
% of FP17s for the same patient ID Re-attending between 3 & 9 months - Children	195	522	37.4%	47.1%	45.8%	57.4%
% of FP17s for the same patient ID Re-attending between 3 & 9 months - Adults	661	1,724	38.3%	37.7%	37.6%	50.5%
% of FP17s for Band 1 Urgent Courses	122	2,070	5.9%	10.1%	10.6%	9.1%
% of FP17s Relating to Free Repair or Replacements	31	2,070	1.5%	0.6%	0.6%	0.8%
% of FP17s Relating to Continuations	55	2,070	2.7%	1.1%	0.9%	1.3%
% of Patients satisfied with the dentistry they have received	0	0	N/A	90.5%	90.2%	93.2%
% of Patients satisfied with the time they had to wait for an appointment	0	0	N/A	85.8%	83.8%	89.0%

* This is based on patients treated on this contract for their most recent course of treatment. Figures in italics indicate the base number of FP17s or Patient Questionnaire responses are less than 100. N/A is shown where the base number of responses is less than 10 during the period. % is calculated as Quantity/Base number*100

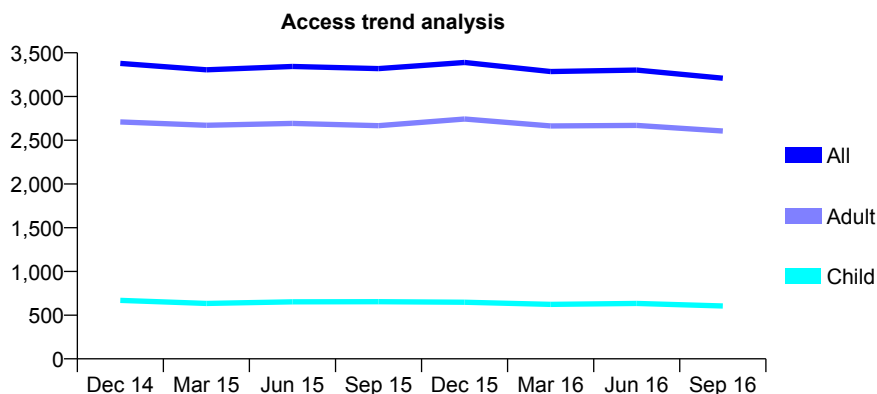
Q63 - Vital Signs At a Glance Contract Report for 730874/0002 - September 2016

Name or company name	MR GK OOI
Contract type name	GDS Contract
Purpose of contract	General
Contract start date	01/04/2006
Contract end date	

16/17 Contracted general activity (UDA)	12,740
Carry forward general activity (UDA)	359
16/17 Contracted orthodontic activity (UOA)	0
Carry forward orthodontic activity (UOA)	0
Baseline contract value	£448,487.39

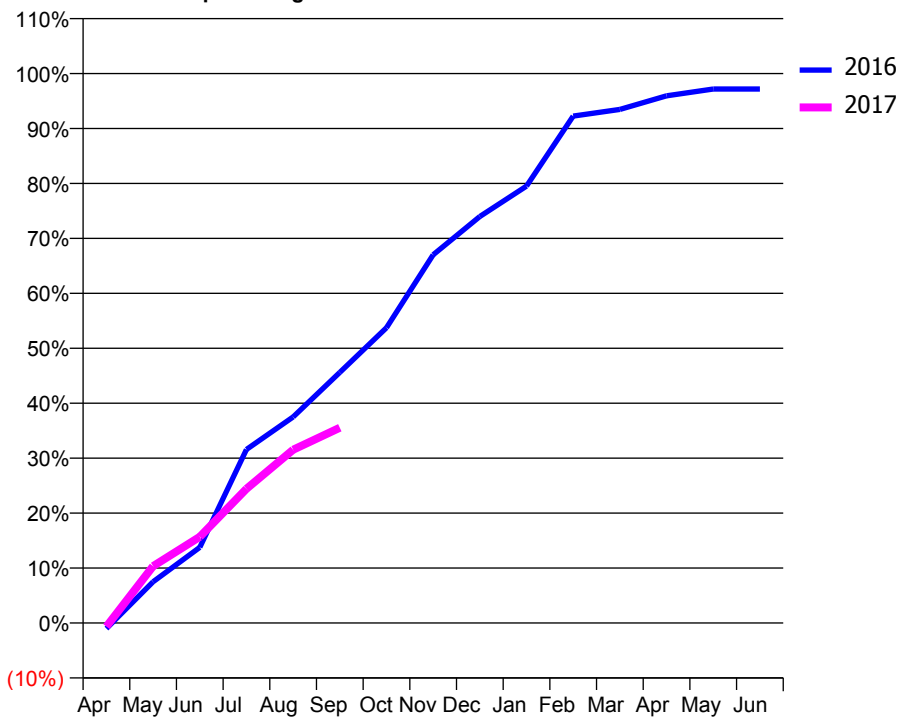
ACCESS*

Patients seen in 24 months	Total	Change since previous quarter
Quarter ending September 2015	3,320	
Quarter ending December 2015	3,390	↑
Quarter ending March 2016	3,286	↓
Quarter ending June 2016	3,302	→
Quarter ending September 2016	3,210	↓
Variance since September 2015	(3.3%)	↓



ACTIVITY

Cumulative percentage of contracted UDA delivered 2016 & 2017



Month	Adjusted Scheduled Activity (UDA)	
	2016	2017
April	-132	-85
May	956	1,320
June	1,755	1,999
July	4,023	3,111
August	4,777	4,016
September	5,812	4,528
October	6,845	
November	8,539	
December	9,425	
January	10,131	
February	11,752	
March	11,909	
April	12,224	
May	12,381	
June	12,381	

QUALITY

	Quantity	Base Number	Contract	AT	Region	England
% of FP17s for the same patient ID Re-attending within 3 months - Children	32	303	10.6%	10.4%	11.8%	12.4%
% of FP17s for the same patient ID Re-attending within 3 months - Adults	192	1,291	14.9%	15.9%	17.1%	16.7%
% of FP17s for the same patient ID Re-attending between 3 & 9 months - Children	87	303	28.7%	47.1%	45.8%	57.4%
% of FP17s for the same patient ID Re-attending between 3 & 9 months - Adults	416	1,291	32.2%	37.7%	37.6%	50.5%
% of FP17s for Band 1 Urgent Courses	300	1,426	21.0%	10.1%	10.6%	9.1%
% of FP17s Relating to Free Repair or Replacements	12	1,426	0.8%	0.6%	0.6%	0.8%
% of FP17s Relating to Continuations	22	1,426	1.5%	1.1%	0.9%	1.3%
% of Patients satisfied with the dentistry they have received	0	0	N/A	90.5%	90.2%	93.2%
% of Patients satisfied with the time they had to wait for an appointment	0	0	N/A	85.8%	83.8%	89.0%

* This is based on patients treated on this contract for their most recent course of treatment. Figures in italics indicate the base number of FP17s or Patient Questionnaire responses are less than 100. N/A is shown where the base number of responses is less than 10 during the period. % is calculated as Quantity/Base number*100

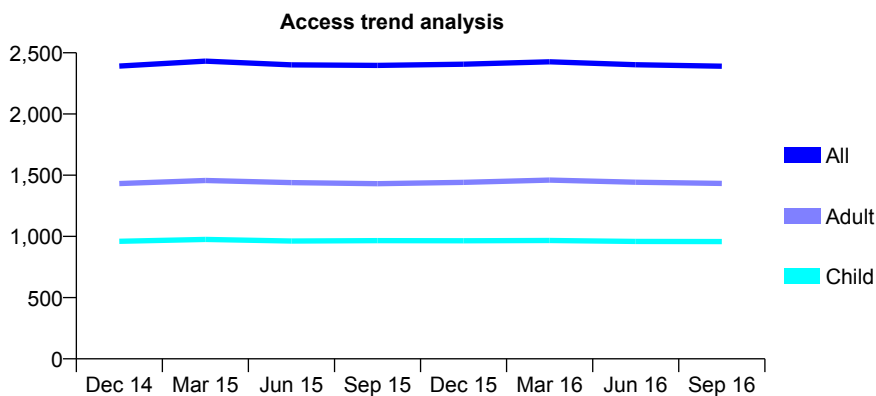
Q63 - Vital Signs At a Glance Contract Report for 731196/0001 - September 2016

Name or company name	MISS EA DIGHE
Contract type name	GDS Contract
Purpose of contract	General
Contract start date	01/04/2006
Contract end date	

16/17 Contracted general activity (UDA)	7,341
Carry forward general activity (UDA)	-26
16/17 Contracted orthodontic activity (UOA)	0
Carry forward orthodontic activity (UOA)	0
Baseline contract value	£292,227.37

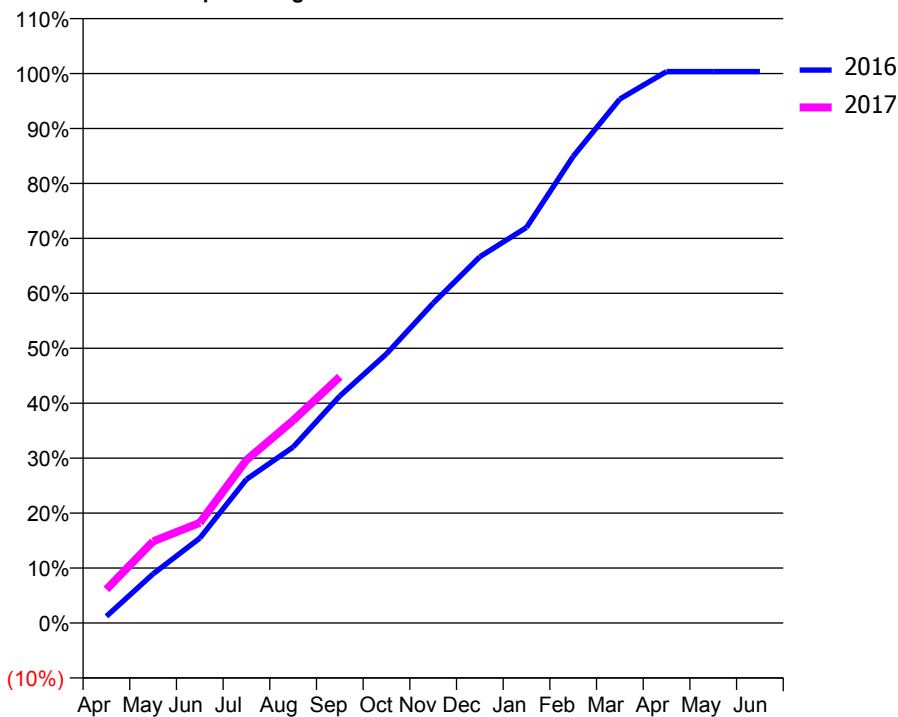
ACCESS*

Patients seen in 24 months	Total	Change since previous quarter
Quarter ending September 2015	2,397	
Quarter ending December 2015	2,407	→
Quarter ending March 2016	2,427	→
Quarter ending June 2016	2,402	↓
Quarter ending September 2016	2,391	→
Variance since September 2015	(0.3%)	→



ACTIVITY

Cumulative percentage of contracted UDA delivered 2016 & 2017



Month	Adjusted Scheduled Activity (UDA)	
	2016	2017
April	90	449
May	656	1,091
June	1,134	1,338
July	1,919	2,177
August	2,351	2,707
September	3,032	3,290
October	3,596	
November	4,273	
December	4,893	
January	5,285	
February	6,234	
March	7,001	
April	7,367	
May	7,367	
June	7,367	

QUALITY

	Quantity	Base Number	Contract	AT	Region	England
% of FP17s for the same patient ID Re-attending within 3 months - Children	41	714	5.7%	10.4%	11.8%	12.4%
% of FP17s for the same patient ID Re-attending within 3 months - Adults	171	863	19.8%	15.9%	17.1%	16.7%
% of FP17s for the same patient ID Re-attending between 3 & 9 months - Children	427	714	59.8%	47.1%	45.8%	57.4%
% of FP17s for the same patient ID Re-attending between 3 & 9 months - Adults	396	863	45.9%	37.7%	37.6%	50.5%
% of FP17s for Band 1 Urgent Courses	150	1,443	10.4%	10.1%	10.6%	9.1%
% of FP17s Relating to Free Repair or Replacements	4	1,443	0.3%	0.6%	0.6%	0.8%
% of FP17s Relating to Continuations	34	1,443	2.4%	1.1%	0.9%	1.3%
% of Patients satisfied with the dentistry they have received	1	1	N/A	90.5%	90.2%	93.2%
% of Patients satisfied with the time they had to wait for an appointment	1	1	N/A	85.8%	83.8%	89.0%

* This is based on patients treated on this contract for their most recent course of treatment. Figures in italics indicate the base number of FP17s or Patient Questionnaire responses are less than 100. N/A is shown where the base number of responses is less than 10 during the period. % is calculated as Quantity/Base number*100

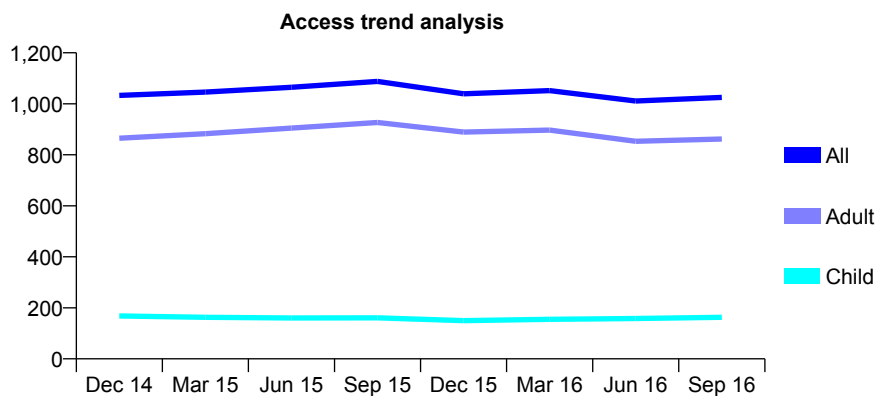
Q63 - Vital Signs At a Glance Contract Report for 732036/0001 - September 2016

Name or company name	MR YK HO
Contract type name	GDS Contract
Purpose of contract	General
Contract start date	01/04/2006
Contract end date	

16/17 Contracted general activity (UDA)	1,288
Carry forward general activity (UDA)	-3
16/17 Contracted orthodontic activity (UOA)	0
Carry forward orthodontic activity (UOA)	0
Baseline contract value	£35,326.52

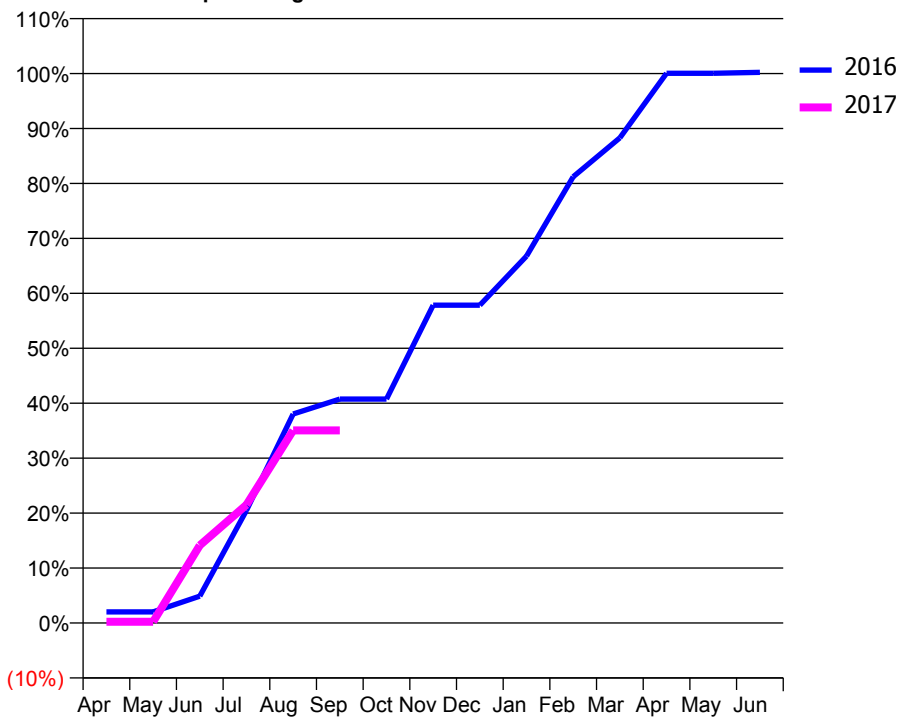
ACCESS*

Patients seen in 24 months	Total	Change since previous quarter
Quarter ending September 2015	1,088	
Quarter ending December 2015	1,039	↓
Quarter ending March 2016	1,052	→
Quarter ending June 2016	1,011	↓
Quarter ending September 2016	1,025	→
Variance since September 2015	(5.8%)	↓



ACTIVITY

Cumulative percentage of contracted UDA delivered 2016 & 2017



Adjusted Scheduled Activity (UDA)

Month	2016	2017
April	26	3
May	26	3
June	63	182
July	264	277
August	490	452
September	525	452
October	525	
November	745	
December	745	
January	860	
February	1,046	
March	1,137	
April	1,289	
May	1,289	
June	1,291	

QUALITY

	Quantity	Base Number	Contract	AT	Region	England
% of FP17s for the same patient ID Re-attending within 3 months - Children	0	52	0.0%	10.4%	11.8%	12.4%
% of FP17s for the same patient ID Re-attending within 3 months - Adults	6	258	2.3%	15.9%	17.1%	16.7%
% of FP17s for the same patient ID Re-attending between 3 & 9 months - Children	11	52	21.2%	47.1%	45.8%	57.4%
% of FP17s for the same patient ID Re-attending between 3 & 9 months - Adults	33	258	12.8%	37.7%	37.6%	50.5%
% of FP17s for Band 1 Urgent Courses	3	243	1.2%	10.1%	10.6%	9.1%
% of FP17s Relating to Free Repair or Replacements	0	243	0.0%	0.6%	0.6%	0.8%
% of FP17s Relating to Continuations	0	243	0.0%	1.1%	0.9%	1.3%
% of Patients satisfied with the dentistry they have received	0	0	N/A	90.5%	90.2%	93.2%
% of Patients satisfied with the time they had to wait for an appointment	0	0	N/A	85.8%	83.8%	89.0%

* This is based on patients treated on this contract for their most recent course of treatment. Figures in italics indicate the base number of FP17s or Patient Questionnaire responses are less than 100. N/A is shown where the base number of responses is less than 10 during the period. % is calculated as Quantity/Base number*100

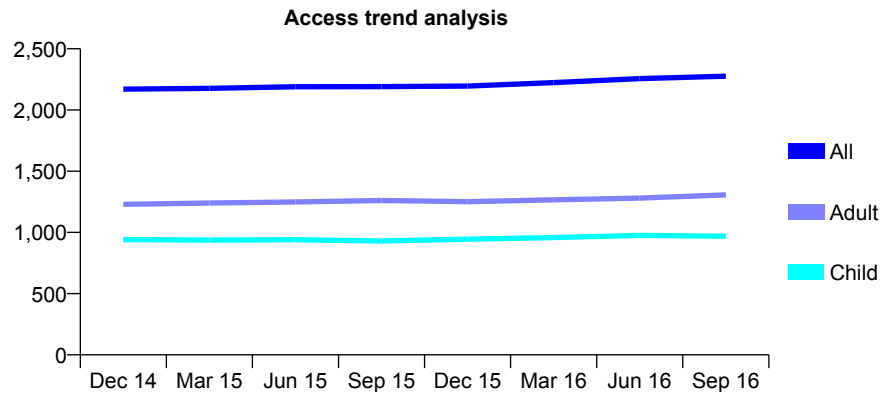
Q63 - Vital Signs At a Glance Contract Report for 735841/0001 - September 2016

Name or company name	MR IH TAYLOR
Contract type name	GDS Contract
Purpose of contract	General
Contract start date	01/04/2006
Contract end date	

16/17 Contracted general activity (UDA)	4,000
Carry forward general activity (UDA)	0
16/17 Contracted orthodontic activity (UOA)	0
Carry forward orthodontic activity (UOA)	0
Baseline contract value	£88,796.31

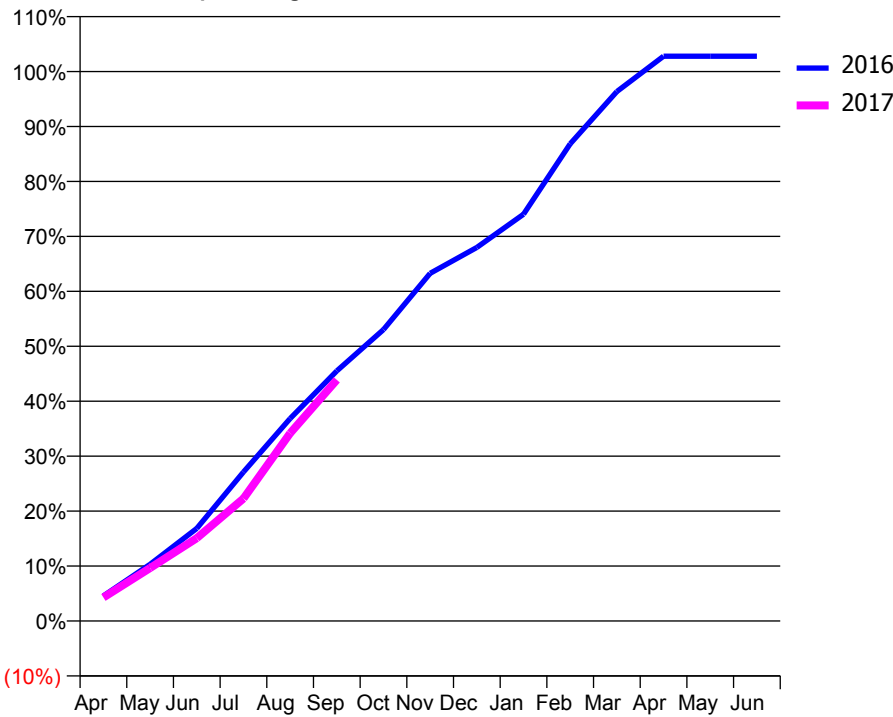
ACCESS*

Patients seen in 24 months	Total	Change since previous quarter
Quarter ending September 2015	2,191	
Quarter ending December 2015	2,196	→
Quarter ending March 2016	2,224	→
Quarter ending June 2016	2,256	→
Quarter ending September 2016	2,276	→
Variance since September 2015	3.9%	↑



ACTIVITY

Cumulative percentage of contracted UDA delivered 2016 & 2017



Month	Adjusted Scheduled Activity (UDA)	
	2016	2017
April	183	171
May	413	386
June	674	603
July	1,085	892
August	1,474	1,367
September	1,821	1,756
October	2,121	
November	2,531	
December	2,719	
January	2,961	
February	3,474	
March	3,854	
April	4,111	
May	4,111	
June	4,111	

QUALITY

	Quantity	Base Number	Contract	AT	Region	England
% of FP17s for the same patient ID Re-attending within 3 months - Children	85	1,013	8.4%	10.4%	11.8%	12.4%
% of FP17s for the same patient ID Re-attending within 3 months - Adults	161	1,061	15.2%	15.9%	17.1%	16.7%
% of FP17s for the same patient ID Re-attending between 3 & 9 months - Children	757	1,013	74.7%	47.1%	45.8%	57.4%
% of FP17s for the same patient ID Re-attending between 3 & 9 months - Adults	674	1,061	63.5%	37.7%	37.6%	50.5%
% of FP17s for Band 1 Urgent Courses	67	1,181	5.7%	10.1%	10.6%	9.1%
% of FP17s Relating to Free Repair or Replacements	0	1,181	0.0%	0.6%	0.6%	0.8%
% of FP17s Relating to Continuations	1	1,181	0.1%	1.1%	0.9%	1.3%
% of Patients satisfied with the dentistry they have received	3	3	N/A	90.5%	90.2%	93.2%
% of Patients satisfied with the time they had to wait for an appointment	3	3	N/A	85.8%	83.8%	89.0%

* This is based on patients treated on this contract for their most recent course of treatment. Figures in italics indicate the base number of FP17s or Patient Questionnaire responses are less than 100. N/A is shown where the base number of responses is less than 10 during the period. % is calculated as Quantity/Base number*100

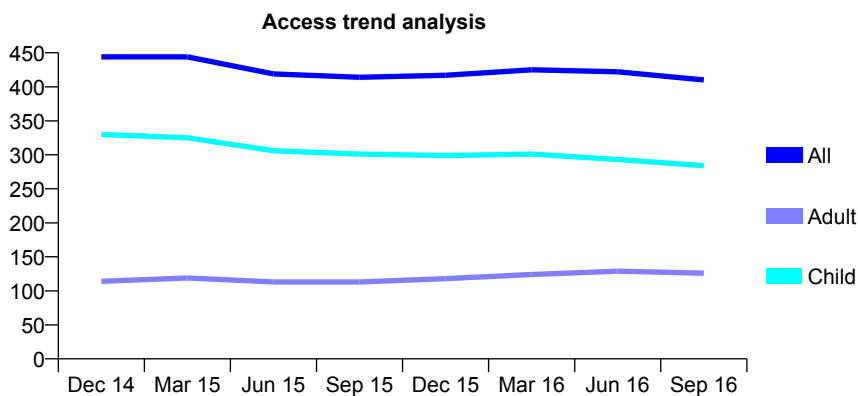
Q63 - Vital Signs At a Glance Contract Report for 736856/0001 - September 2016

Name or company name	MR CD STROUD
Contract type name	GDS Contract
Purpose of contract	General
Contract start date	01/04/2006
Contract end date	

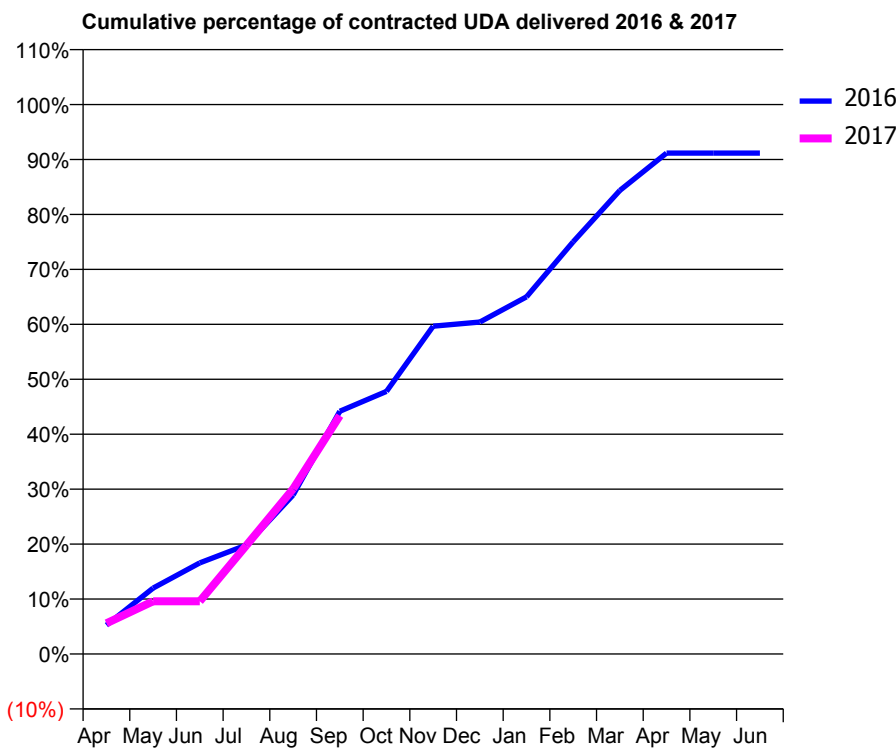
16/17 Contracted general activity (UDA)	1,200
Carry forward general activity (UDA)	0
16/17 Contracted orthodontic activity (UOA)	0
Carry forward orthodontic activity (UOA)	0
Baseline contract value	£32,771.05

ACCESS*

Patients seen in 24 months	Total	Change since previous quarter
Quarter ending September 2015	414	
Quarter ending December 2015	417	→
Quarter ending March 2016	425	→
Quarter ending June 2016	422	→
Quarter ending September 2016	410	↓
Variance since September 2015	(1.0%)	→



ACTIVITY



Month	Adjusted Scheduled Activity (UDA)	
	2016	2017
April	63	67
May	144	115
June	199	115
July	238	237
August	347	361
September	530	521
October	574	
November	716	
December	725	
January	780	
February	900	
March	1,012	
April	1,094	
May	1,094	
June	1,094	

QUALITY

	Quantity	Base Number	Contract	AT	Region	England
% of FP17s for the same patient ID Re-attending within 3 months - Children	6	189	3.2%	10.4%	11.8%	12.4%
% of FP17s for the same patient ID Re-attending within 3 months - Adults	7	56	12.5%	15.9%	17.1%	16.7%
% of FP17s for the same patient ID Re-attending between 3 & 9 months - Children	91	189	48.1%	47.1%	45.8%	57.4%
% of FP17s for the same patient ID Re-attending between 3 & 9 months - Adults	23	56	41.1%	37.7%	37.6%	50.5%
% of FP17s for Band 1 Urgent Courses	3	210	1.4%	10.1%	10.6%	9.1%
% of FP17s Relating to Free Repair or Replacements	0	210	0.0%	0.6%	0.6%	0.8%
% of FP17s Relating to Continuations	1	210	0.5%	1.1%	0.9%	1.3%
% of Patients satisfied with the dentistry they have received	0	0	N/A	90.5%	90.2%	93.2%
% of Patients satisfied with the time they had to wait for an appointment	0	0	N/A	85.8%	83.8%	89.0%

* This is based on patients treated on this contract for their most recent course of treatment. Figures in italics indicate the base number of FP17s or Patient Questionnaire responses are less than 100. N/A is shown where the base number of responses is less than 10 during the period. % is calculated as Quantity/Base number*100

Q63 - Vital Signs At a Glance Contract Report for 739677/0004 - September 2016

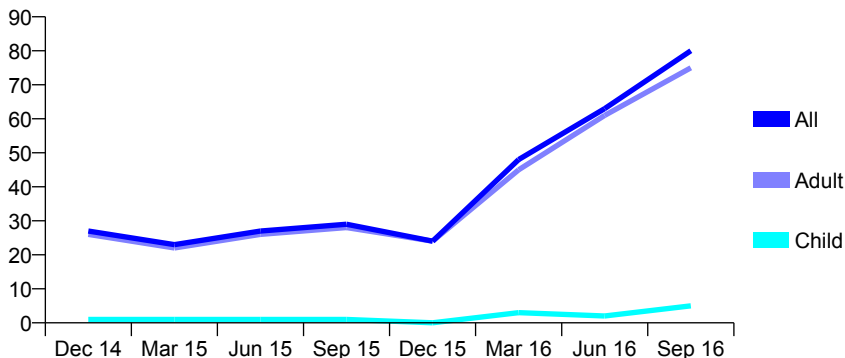
Name or company name	MR LW MCARDLE
Contract type name	PDS Contract
Purpose of contract	General
Contract start date	01/06/2013
Contract end date	31/03/2017

16/17 Contracted general activity (UDA)	352
Carry forward general activity (UDA)	0
16/17 Contracted orthodontic activity (UOA)	0
Carry forward orthodontic activity (UOA)	0
Baseline contract value	£18,930.16

ACCESS*

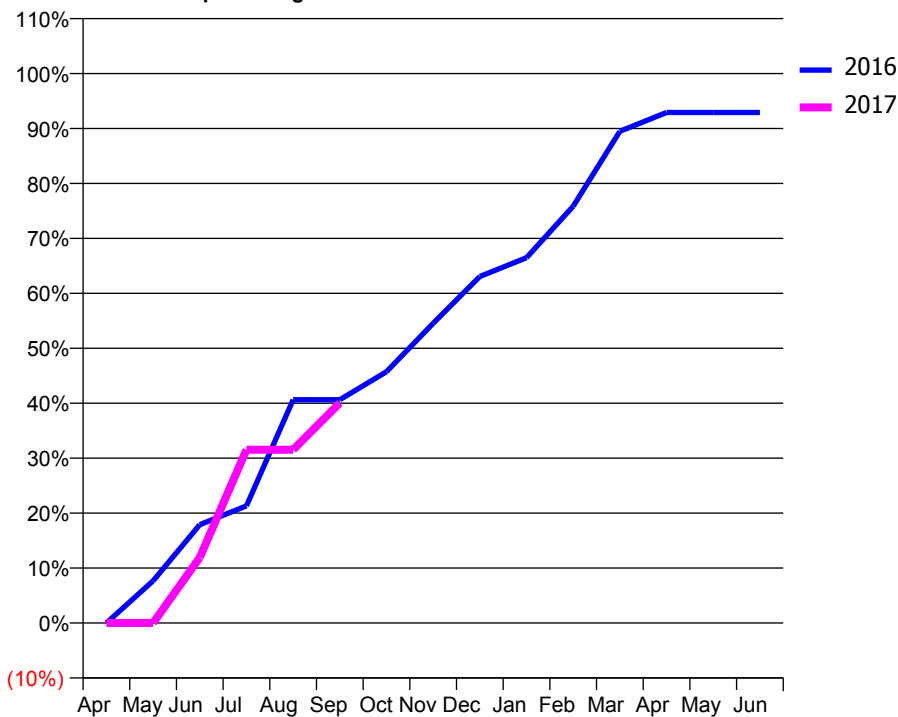
Patients seen in 24 months	Total	Change since previous quarter
Quarter ending September 2015	29	
Quarter ending December 2015	24	↓
Quarter ending March 2016	48	↑
Quarter ending June 2016	63	↑
Quarter ending September 2016	80	↑
Variance since September 2015	175.9%	↑

Access trend analysis



ACTIVITY

Cumulative percentage of contracted UDA delivered 2016 & 2017



Adjusted Scheduled Activity (UDA)

Month	2016	2017
April	0	0
May	27	0
June	63	42
July	75	111
August	143	111
September	143	141
October	161	
November	192	
December	222	
January	234	
February	267	
March	315	
April	327	
May	327	
June	327	

QUALITY

	Quantity	Base Number	Contract	AT	Region	England
% of FP17s for the same patient ID Re-attending within 3 months - Children	0	3	0.0%	10.4%	11.8%	12.4%
% of FP17s for the same patient ID Re-attending within 3 months - Adults	0	48	0.0%	15.9%	17.1%	16.7%
% of FP17s for the same patient ID Re-attending between 3 & 9 months - Children	0	3	0.0%	47.1%	45.8%	57.4%
% of FP17s for the same patient ID Re-attending between 3 & 9 months - Adults	0	48	0.0%	37.7%	37.6%	50.5%
% of FP17s for Band 1 Urgent Courses	0	47	0.0%	10.1%	10.6%	9.1%
% of FP17s Relating to Free Repair or Replacements	0	47	0.0%	0.6%	0.6%	0.8%
% of FP17s Relating to Continuations	0	47	0.0%	1.1%	0.9%	1.3%
% of Patients satisfied with the dentistry they have received	1	1	N/A	90.5%	90.2%	93.2%
% of Patients satisfied with the time they had to wait for an appointment	0	1	N/A	85.8%	83.8%	89.0%

* This is based on patients treated on this contract for their most recent course of treatment. Figures in italics indicate the base number of FP17s or Patient Questionnaire responses are less than 100. N/A is shown where the base number of responses is less than 10 during the period. % is calculated as Quantity/Base number*100

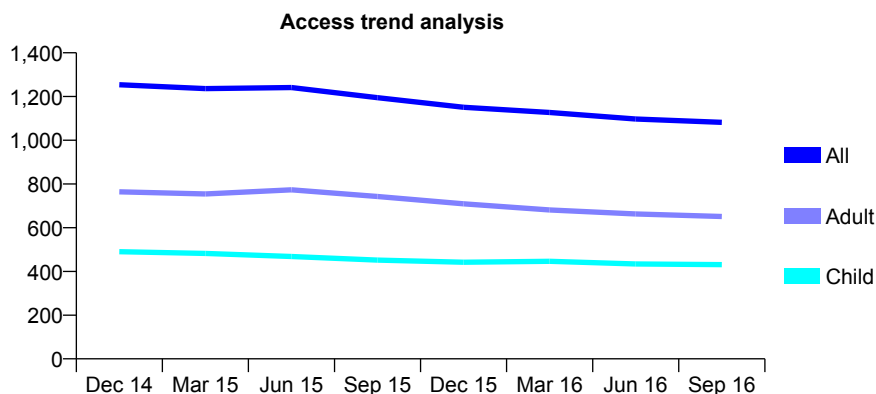
Q63 - Vital Signs At a Glance Contract Report for 739952/0001 - September 2016

Name or company name	MR JM CLARKE
Contract type name	GDS Contract
Purpose of contract	General
Contract start date	01/04/2006
Contract end date	

16/17 Contracted general activity (UDA)	3,136
Carry forward general activity (UDA)	114
16/17 Contracted orthodontic activity (UOA)	0
Carry forward orthodontic activity (UOA)	0
Baseline contract value	£82,533.26

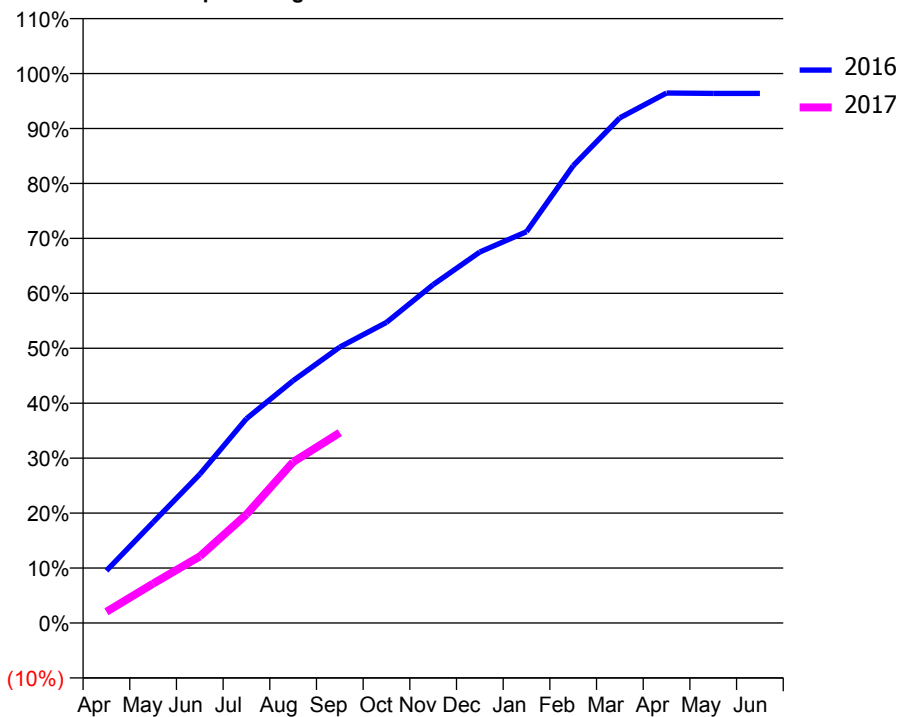
ACCESS*

Patients seen in 24 months	Total	Change since previous quarter
Quarter ending September 2015	1,195	
Quarter ending December 2015	1,151	↓
Quarter ending March 2016	1,127	↓
Quarter ending June 2016	1,097	↓
Quarter ending September 2016	1,082	↓
Variance since September 2015	(9.5%)	↓



ACTIVITY

Cumulative percentage of contracted UDA delivered 2016 & 2017



Adjusted Scheduled Activity (UDA)

Month	2016	2017
April	299	64
May	575	225
June	849	380
July	1,166	620
August	1,383	919
September	1,575	1,086
October	1,716	
November	1,931	
December	2,117	
January	2,233	
February	2,610	
March	2,883	
April	3,025	
May	3,022	
June	3,022	

QUALITY

	Quantity	Base Number	Contract	AT	Region	England
% of FP17s for the same patient ID Re-attending within 3 months - Children	22	297	7.4%	10.4%	11.8%	12.4%
% of FP17s for the same patient ID Re-attending within 3 months - Adults	41	348	11.8%	15.9%	17.1%	16.7%
% of FP17s for the same patient ID Re-attending between 3 & 9 months - Children	177	297	59.6%	47.1%	45.8%	57.4%
% of FP17s for the same patient ID Re-attending between 3 & 9 months - Adults	196	348	56.3%	37.7%	37.6%	50.5%
% of FP17s for Band 1 Urgent Courses	25	577	4.3%	10.1%	10.6%	9.1%
% of FP17s Relating to Free Repair or Replacements	4	577	0.7%	0.6%	0.6%	0.8%
% of FP17s Relating to Continuations	6	577	1.0%	1.1%	0.9%	1.3%
% of Patients satisfied with the dentistry they have received	1	1	N/A	90.5%	90.2%	93.2%
% of Patients satisfied with the time they had to wait for an appointment	1	1	N/A	85.8%	83.8%	89.0%

* This is based on patients treated on this contract for their most recent course of treatment. Figures in italics indicate the base number of FP17s or Patient Questionnaire responses are less than 100. N/A is shown where the base number of responses is less than 10 during the period. % is calculated as Quantity/Base number*100

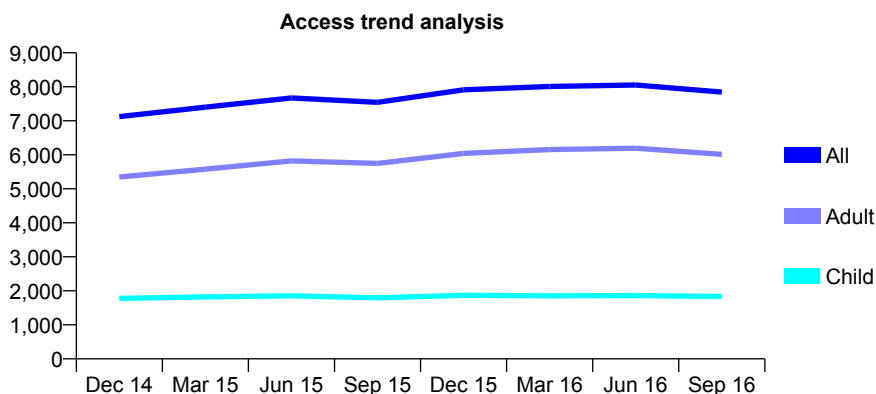
Q63 - Vital Signs At a Glance Contract Report for 740373/0001 - September 2016

Name or company name	MR J PATEL
Contract type name	Pilot Contract
Purpose of contract	General
Contract start date	01/04/2006
Contract end date	

16/17 Contracted general activity (UDA)	32,742
Carry forward general activity (UDA)	0
16/17 Contracted orthodontic activity (UOA)	0
Carry forward orthodontic activity (UOA)	0
Baseline contract value	£1,084,548.47

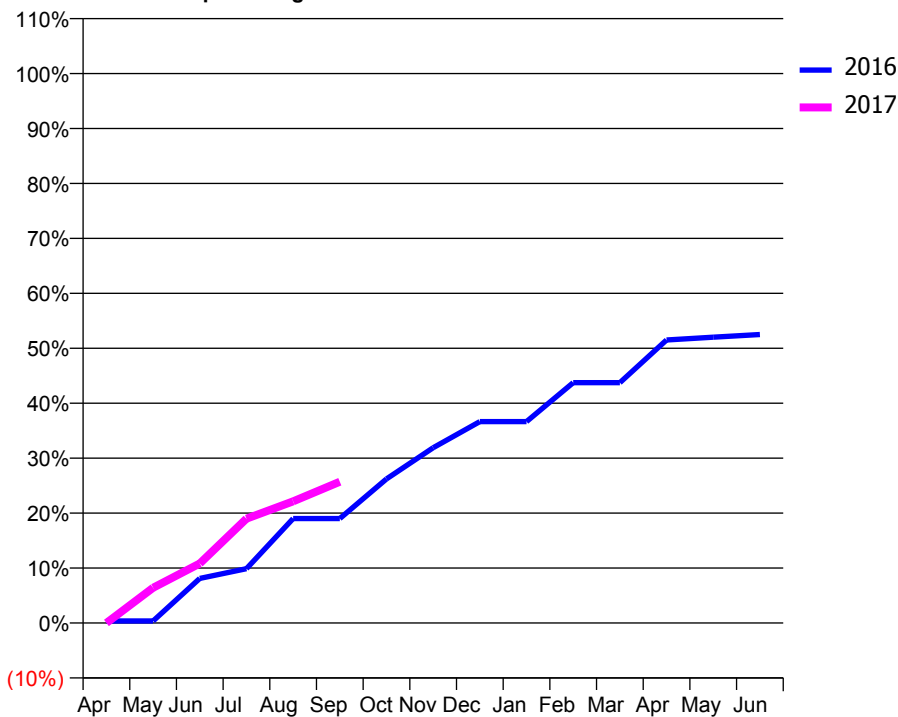
ACCESS*

Patients seen in 24 months	Total	Change since previous quarter
Quarter ending September 2015	7,543	
Quarter ending December 2015	7,911	↑
Quarter ending March 2016	8,009	→
Quarter ending June 2016	8,053	→
Quarter ending September 2016	7,847	↓
Variance since September 2015	4.0%	↑



ACTIVITY

Cumulative percentage of contracted UDA delivered 2016 & 2017



Month	Adjusted Scheduled Activity (UDA)	
	2016	2017
April	124	0
May	124	2,103
June	2,660	3,548
July	3,238	6,215
August	6,228	7,253
September	6,228	8,417
October	8,586	
November	10,442	
December	12,001	
January	12,001	
February	14,319	
March	14,319	
April	16,867	
May	17,028	
June	17,186	

QUALITY

	Quantity	Base Number	Contract	AT	Region	England
% of FP17s for the same patient ID Re-attending within 3 months - Children	45	1,074	4.2%	10.4%	11.8%	12.4%
% of FP17s for the same patient ID Re-attending within 3 months - Adults	384	3,395	11.3%	15.9%	17.1%	16.7%
% of FP17s for the same patient ID Re-attending between 3 & 9 months - Children	394	1,074	36.7%	47.1%	45.8%	57.4%
% of FP17s for the same patient ID Re-attending between 3 & 9 months - Adults	970	3,395	28.6%	37.7%	37.6%	50.5%
% of FP17s for Band 1 Urgent Courses	311	3,107	10.0%	10.1%	10.6%	9.1%
% of FP17s Relating to Free Repair or Replacements	1	3,107	0.0%	0.6%	0.6%	0.8%
% of FP17s Relating to Continuations	29	3,107	0.9%	1.1%	0.9%	1.3%
% of Patients satisfied with the dentistry they have received	4	4	N/A	90.5%	90.2%	93.2%
% of Patients satisfied with the time they had to wait for an appointment	4	4	N/A	85.8%	83.8%	89.0%

* This is based on patients treated on this contract for their most recent course of treatment. Figures in italics indicate the base number of FP17s or Patient Questionnaire responses are less than 100. N/A is shown where the base number of responses is less than 10 during the period. % is calculated as Quantity/Base number*100

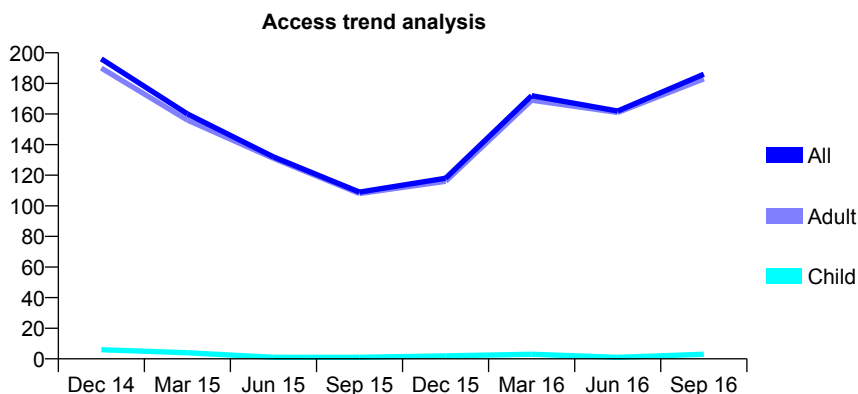
Q63 - Vital Signs At a Glance Contract Report for 740373/0002 - September 2016

Name or company name	MR J PATEL
Contract type name	PDS Contract
Purpose of contract	General
Contract start date	01/10/2007
Contract end date	31/03/2017

16/17 Contracted general activity (UDA)	1,695
Carry forward general activity (UDA)	0
16/17 Contracted orthodontic activity (UOA)	0
Carry forward orthodontic activity (UOA)	0
Baseline contract value	£78,075.79

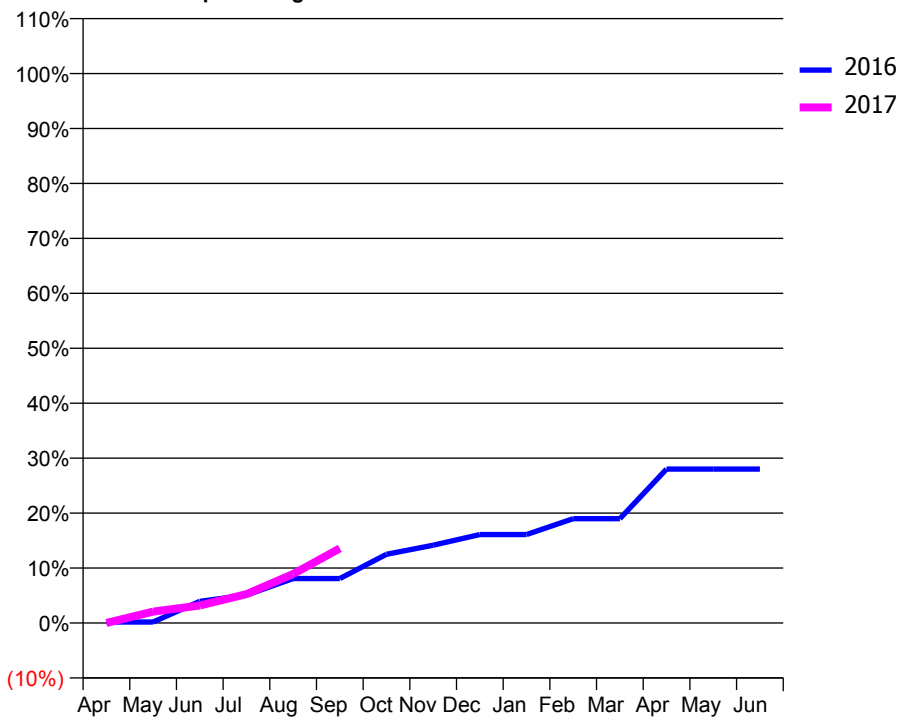
ACCESS*

Patients seen in 24 months	Total	Change since previous quarter
Quarter ending September 2015	109	
Quarter ending December 2015	118	↑
Quarter ending March 2016	172	↑
Quarter ending June 2016	162	↓
Quarter ending September 2016	186	↑
Variance since September 2015	70.6%	↑



ACTIVITY

Cumulative percentage of contracted UDA delivered 2016 & 2017



Month	Adjusted Scheduled Activity (UDA)	
	2016	2017
April	3	0
May	3	35
June	67	54
July	86	89
August	137	151
September	137	230
October	212	
November	240	
December	273	
January	273	
February	322	
March	322	
April	475	
May	475	
June	475	

QUALITY

	Quantity	Base Number	Contract	AT	Region	England
% of FP17s for the same patient ID Re-attending within 3 months - Children	0	3	0.0%	10.4%	11.8%	12.4%
% of FP17s for the same patient ID Re-attending within 3 months - Adults	0	146	0.0%	15.9%	17.1%	16.7%
% of FP17s for the same patient ID Re-attending between 3 & 9 months - Children	0	3	0.0%	47.1%	45.8%	57.4%
% of FP17s for the same patient ID Re-attending between 3 & 9 months - Adults	0	146	0.0%	37.7%	37.6%	50.5%
% of FP17s for Band 1 Urgent Courses	0	90	0.0%	10.1%	10.6%	9.1%
% of FP17s Relating to Free Repair or Replacements	0	90	0.0%	0.6%	0.6%	0.8%
% of FP17s Relating to Continuations	0	90	0.0%	1.1%	0.9%	1.3%
% of Patients satisfied with the dentistry they have received	0	0	N/A	90.5%	90.2%	93.2%
% of Patients satisfied with the time they had to wait for an appointment	0	0	N/A	85.8%	83.8%	89.0%

* This is based on patients treated on this contract for their most recent course of treatment. Figures in italics indicate the base number of FP17s or Patient Questionnaire responses are less than 100. N/A is shown where the base number of responses is less than 10 during the period. % is calculated as Quantity/Base number*100

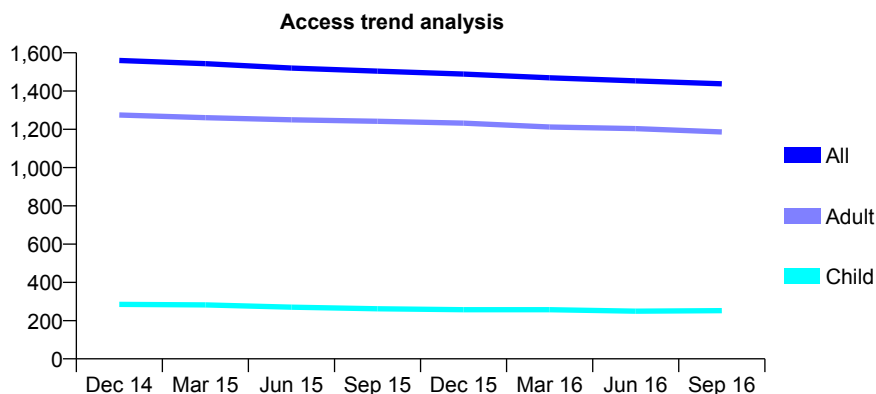
Q63 - Vital Signs At a Glance Contract Report for 740438/0001 - September 2016

Name or company name	MR K SINGH
Contract type name	GDS Contract
Purpose of contract	General
Contract start date	01/04/2006
Contract end date	

16/17 Contracted general activity (UDA)	7,307
Carry forward general activity (UDA)	0
16/17 Contracted orthodontic activity (UOA)	0
Carry forward orthodontic activity (UOA)	0
Baseline contract value	£178,975.05

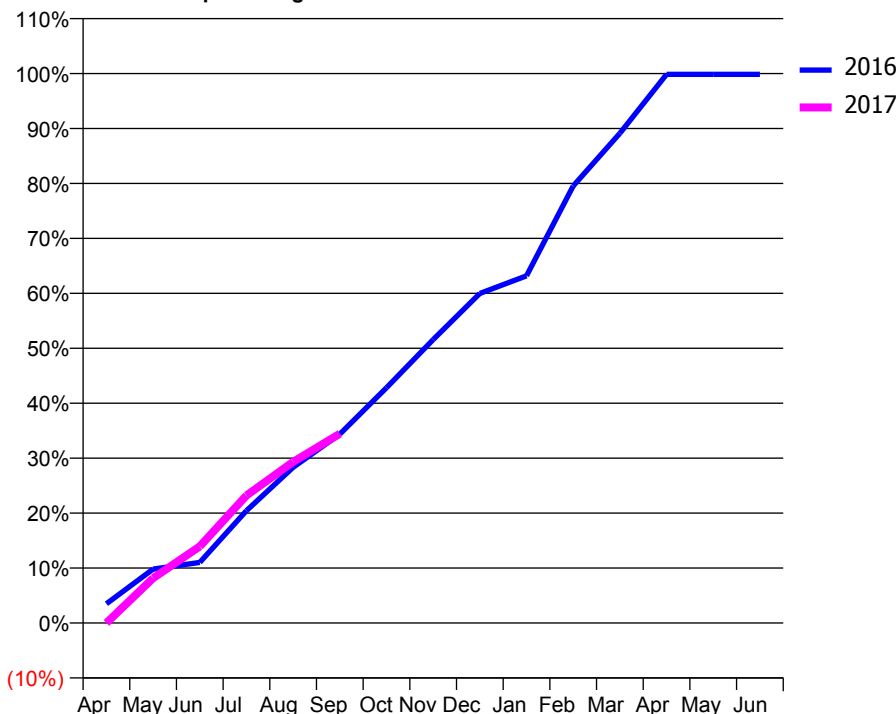
ACCESS*

Patients seen in 24 months	Total	Change since previous quarter
Quarter ending September 2015	1,504	
Quarter ending December 2015	1,489	→
Quarter ending March 2016	1,469	↓
Quarter ending June 2016	1,453	↓
Quarter ending September 2016	1,438	↓
Variance since September 2015	(4.4%)	↓



ACTIVITY

Cumulative percentage of contracted UDA delivered 2016 & 2017



Adjusted Scheduled Activity (UDA)

Month	2016	2017
April	256	0
May	718	596
June	806	1,019
July	1,494	1,697
August	2,069	2,143
September	2,512	2,517
October	3,130	
November	3,769	
December	4,382	
January	4,617	
February	5,811	
March	6,511	
April	7,296	
May	7,296	
June	7,296	

QUALITY

	Quantity	Base Number	Contract	AT	Region	England
% of FP17s for the same patient ID Re-attending within 3 months - Children	21	236	8.9%	10.4%	11.8%	12.4%
% of FP17s for the same patient ID Re-attending within 3 months - Adults	145	742	19.5%	15.9%	17.1%	16.7%
% of FP17s for the same patient ID Re-attending between 3 & 9 months - Children	189	236	80.1%	47.1%	45.8%	57.4%
% of FP17s for the same patient ID Re-attending between 3 & 9 months - Adults	248	742	33.4%	37.7%	37.6%	50.5%
% of FP17s for Band 1 Urgent Courses	64	795	8.1%	10.1%	10.6%	9.1%
% of FP17s Relating to Free Repair or Replacements	17	795	2.1%	0.6%	0.6%	0.8%
% of FP17s Relating to Continuations	30	795	3.8%	1.1%	0.9%	1.3%
% of Patients satisfied with the dentistry they have received	0	0	N/A	90.5%	90.2%	93.2%
% of Patients satisfied with the time they had to wait for an appointment	0	0	N/A	85.8%	83.8%	89.0%

* This is based on patients treated on this contract for their most recent course of treatment. Figures in italics indicate the base number of FP17s or Patient Questionnaire responses are less than 100. N/A is shown where the base number of responses is less than 10 during the period. % is calculated as Quantity/Base number*100

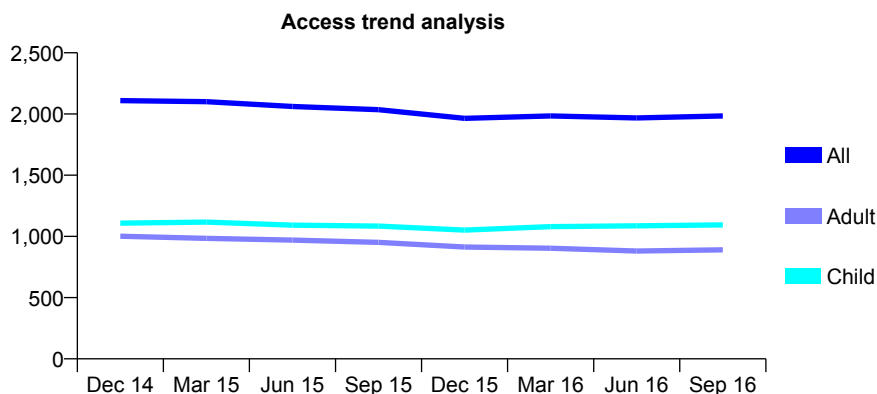
Q63 - Vital Signs At a Glance Contract Report for 741299/0002 - September 2016

Name or company name	MISS DH QUIGLEY
Contract type name	GDS Contract
Purpose of contract	General
Contract start date	01/04/2006
Contract end date	

16/17 Contracted general activity (UDA)	6,718
Carry forward general activity (UDA)	135
16/17 Contracted orthodontic activity (UOA)	0
Carry forward orthodontic activity (UOA)	0
Baseline contract value	£175,134.74

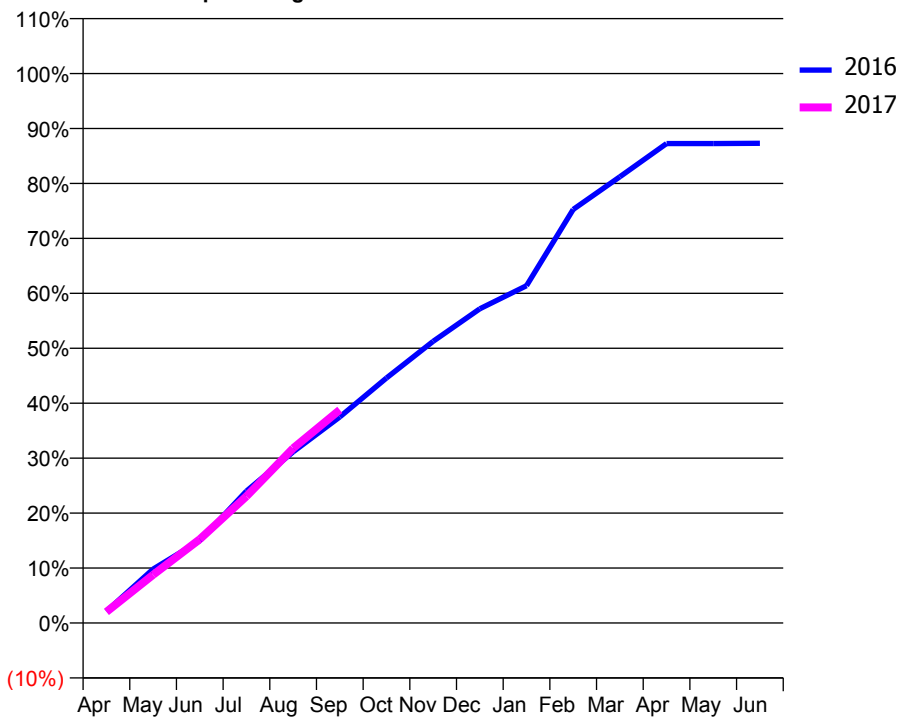
ACCESS*

Patients seen in 24 months	Total	Change since previous quarter
Quarter ending September 2015	2,035	
Quarter ending December 2015	1,965	↓
Quarter ending March 2016	1,984	→
Quarter ending June 2016	1,968	→
Quarter ending September 2016	1,984	→
Variance since September 2015	(2.5%)	↓



ACTIVITY

Cumulative percentage of contracted UDA delivered 2016 & 2017



Month	Adjusted Scheduled Activity (UDA)	
	2016	2017
April	144	135
May	660	589
June	1,006	1,025
July	1,614	1,550
August	2,092	2,137
September	2,519	2,606
October	2,995	
November	3,444	
December	3,842	
January	4,123	
February	5,056	
March	5,455	
April	5,862	
May	5,862	
June	5,865	

QUALITY

	Quantity	Base Number	Contract	AT	Region	England
% of FP17s for the same patient ID Re-attending within 3 months - Children	64	768	8.3%	10.4%	11.8%	12.4%
% of FP17s for the same patient ID Re-attending within 3 months - Adults	143	588	24.3%	15.9%	17.1%	16.7%
% of FP17s for the same patient ID Re-attending between 3 & 9 months - Children	360	768	46.9%	47.1%	45.8%	57.4%
% of FP17s for the same patient ID Re-attending between 3 & 9 months - Adults	225	588	38.3%	37.7%	37.6%	50.5%
% of FP17s for Band 1 Urgent Courses	150	1,203	12.5%	10.1%	10.6%	9.1%
% of FP17s Relating to Free Repair or Replacements	0	1,203	0.0%	0.6%	0.6%	0.8%
% of FP17s Relating to Continuations	12	1,203	1.0%	1.1%	0.9%	1.3%
% of Patients satisfied with the dentistry they have received	0	0	N/A	90.5%	90.2%	93.2%
% of Patients satisfied with the time they had to wait for an appointment	0	0	N/A	85.8%	83.8%	89.0%

* This is based on patients treated on this contract for their most recent course of treatment. Figures in italics indicate the base number of FP17s or Patient Questionnaire responses are less than 100. N/A is shown where the base number of responses is less than 10 during the period. % is calculated as Quantity/Base number*100

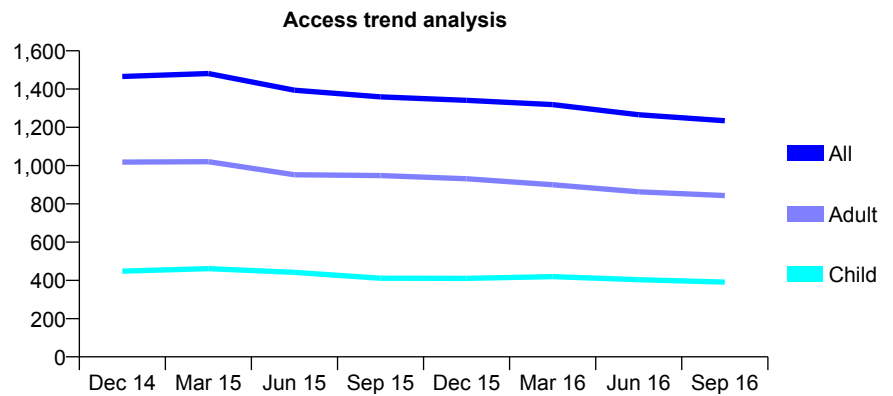
Q63 - Vital Signs At a Glance Contract Report for 742066/0001 - September 2016

Name or company name	MISS S GAJREE
Contract type name	GDS Contract
Purpose of contract	General
Contract start date	01/04/2006
Contract end date	

16/17 Contracted general activity (UDA)	4,621
Carry forward general activity (UDA)	0
16/17 Contracted orthodontic activity (UOA)	0
Carry forward orthodontic activity (UOA)	0
Baseline contract value	£132,852.15

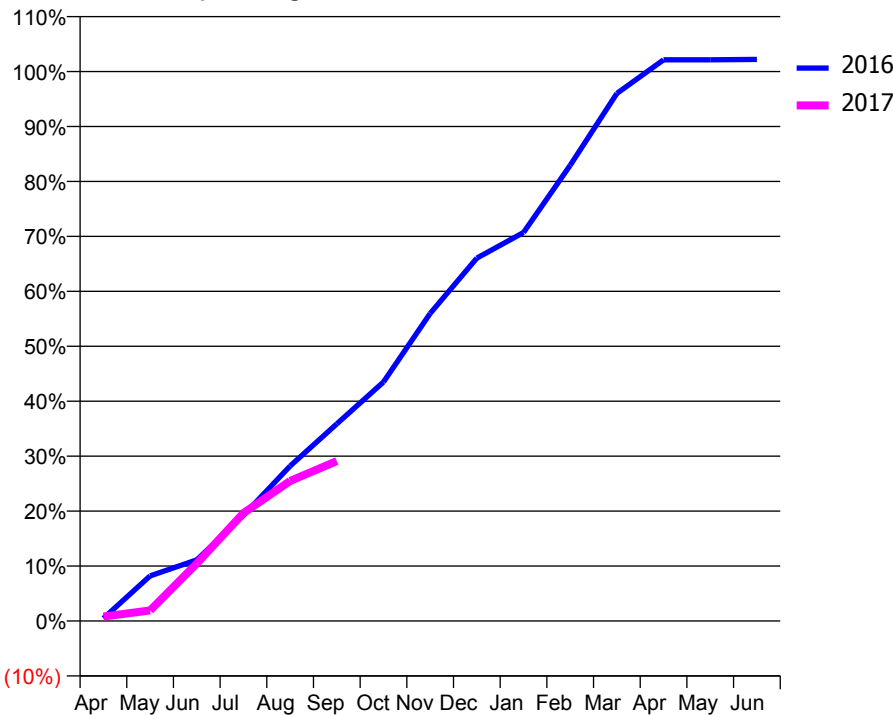
ACCESS*

Patients seen in 24 months	Total	Change since previous quarter
Quarter ending September 2015	1,359	
Quarter ending December 2015	1,341	↓
Quarter ending March 2016	1,319	↓
Quarter ending June 2016	1,266	↓
Quarter ending September 2016	1,234	↓
Variance since September 2015	(9.2%)	↓



ACTIVITY

Cumulative percentage of contracted UDA delivered 2016 & 2017



Month	Adjusted Scheduled Activity (UDA)	
	2016	2017
April	23	38
May	380	89
June	514	484
July	888	907
August	1,304	1,178
September	1,658	1,345
October	2,010	
November	2,587	
December	3,051	
January	3,267	
February	3,832	
March	4,437	
April	4,720	
May	4,720	
June	4,723	

QUALITY

	Quantity	Base Number	Contract	AT	Region	England
% of FP17s for the same patient ID Re-attending within 3 months - Children	12	163	7.4%	10.4%	11.8%	12.4%
% of FP17s for the same patient ID Re-attending within 3 months - Adults	44	395	11.1%	15.9%	17.1%	16.7%
% of FP17s for the same patient ID Re-attending between 3 & 9 months - Children	52	163	31.9%	47.1%	45.8%	57.4%
% of FP17s for the same patient ID Re-attending between 3 & 9 months - Adults	181	395	45.8%	37.7%	37.6%	50.5%
% of FP17s for Band 1 Urgent Courses	56	453	12.4%	10.1%	10.6%	9.1%
% of FP17s Relating to Free Repair or Replacements	1	453	0.2%	0.6%	0.6%	0.8%
% of FP17s Relating to Continuations	2	453	0.4%	1.1%	0.9%	1.3%
% of Patients satisfied with the dentistry they have received	0	0	N/A	90.5%	90.2%	93.2%
% of Patients satisfied with the time they had to wait for an appointment	0	0	N/A	85.8%	83.8%	89.0%

* This is based on patients treated on this contract for their most recent course of treatment. Figures in italics indicate the base number of FP17s or Patient Questionnaire responses are less than 100. N/A is shown where the base number of responses is less than 10 during the period. % is calculated as Quantity/Base number*100

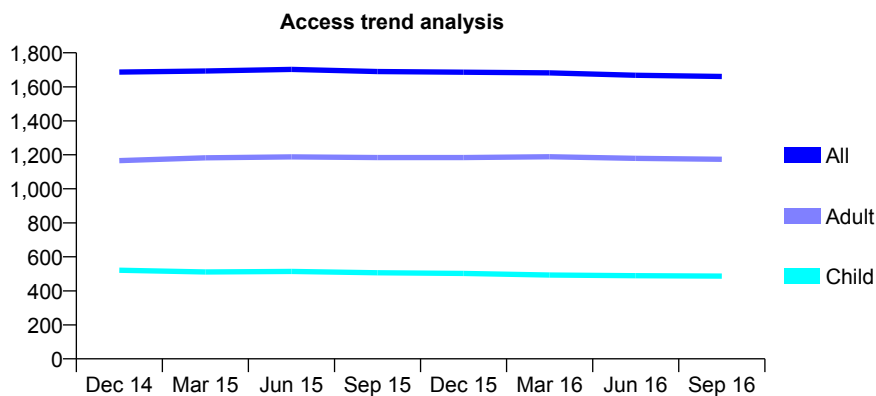
Q63 - Vital Signs At a Glance Contract Report for 745022/0001 - September 2016

Name or company name	MR NH DOUGLAS
Contract type name	GDS Contract
Purpose of contract	General
Contract start date	01/04/2006
Contract end date	

16/17 Contracted general activity (UDA)	5,200
Carry forward general activity (UDA)	0
16/17 Contracted orthodontic activity (UOA)	0
Carry forward orthodontic activity (UOA)	0
Baseline contract value	£120,866.96

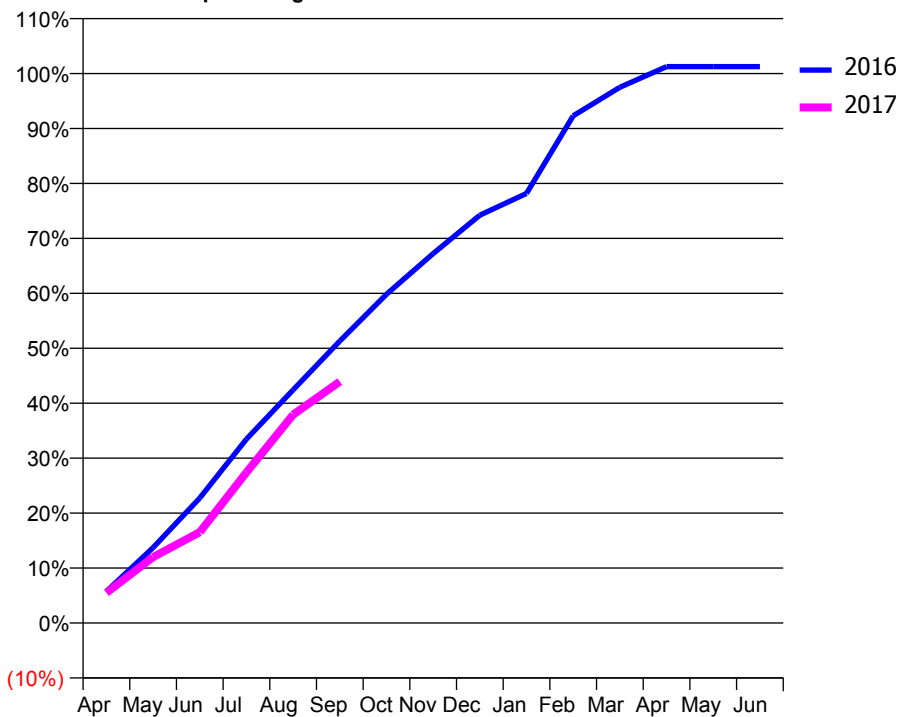
ACCESS*

Patients seen in 24 months	Total	Change since previous quarter
Quarter ending September 2015	1,690	
Quarter ending December 2015	1,686	→
Quarter ending March 2016	1,682	→
Quarter ending June 2016	1,668	→
Quarter ending September 2016	1,661	→
Variance since September 2015	(1.7%)	↓



ACTIVITY

Cumulative percentage of contracted UDA delivered 2016 & 2017



Adjusted Scheduled Activity (UDA)

Month	2016	2017
April	300	285
May	713	625
June	1,184	860
July	1,741	1,425
August	2,206	1,971
September	2,668	2,285
October	3,111	
November	3,496	
December	3,860	
January	4,065	
February	4,799	
March	5,070	
April	5,265	
May	5,265	
June	5,265	

QUALITY

	Quantity	Base Number	Contract	AT	Region	England
% of FP17s for the same patient ID Re-attending within 3 months - Children	16	344	4.7%	10.4%	11.8%	12.4%
% of FP17s for the same patient ID Re-attending within 3 months - Adults	151	744	20.3%	15.9%	17.1%	16.7%
% of FP17s for the same patient ID Re-attending between 3 & 9 months - Children	190	344	55.2%	47.1%	45.8%	57.4%
% of FP17s for the same patient ID Re-attending between 3 & 9 months - Adults	346	744	46.5%	37.7%	37.6%	50.5%
% of FP17s for Band 1 Urgent Courses	65	1,004	6.5%	10.1%	10.6%	9.1%
% of FP17s Relating to Free Repair or Replacements	7	1,004	0.7%	0.6%	0.6%	0.8%
% of FP17s Relating to Continuations	43	1,004	4.3%	1.1%	0.9%	1.3%
% of Patients satisfied with the dentistry they have received	3	3	N/A	90.5%	90.2%	93.2%
% of Patients satisfied with the time they had to wait for an appointment	3	3	N/A	85.8%	83.8%	89.0%

* This is based on patients treated on this contract for their most recent course of treatment. Figures in italics indicate the base number of FP17s or Patient Questionnaire responses are less than 100. N/A is shown where the base number of responses is less than 10 during the period. % is calculated as Quantity/Base number*100

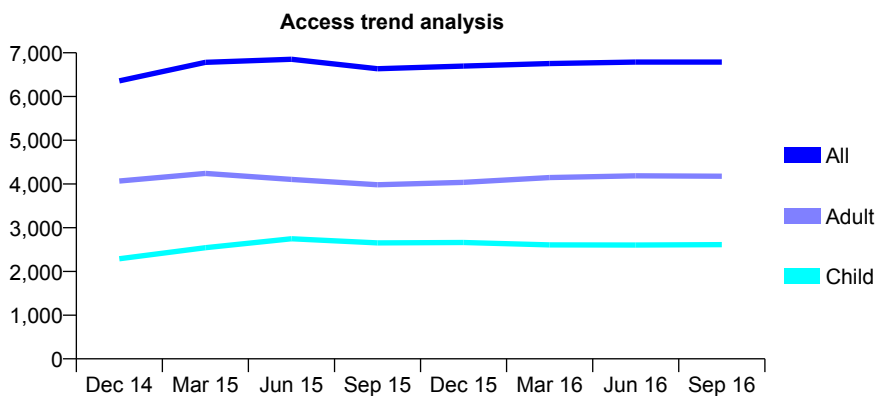
Q63 - Vital Signs At a Glance Contract Report for 746584/0001 - September 2016

Name or company name	MR N KARIA
Contract type name	GDS Contract
Purpose of contract	General
Contract start date	01/04/2006
Contract end date	

16/17 Contracted general activity (UDA)	16,350
Carry forward general activity (UDA)	566
16/17 Contracted orthodontic activity (UOA)	0
Carry forward orthodontic activity (UOA)	0
Baseline contract value	£467,692.99

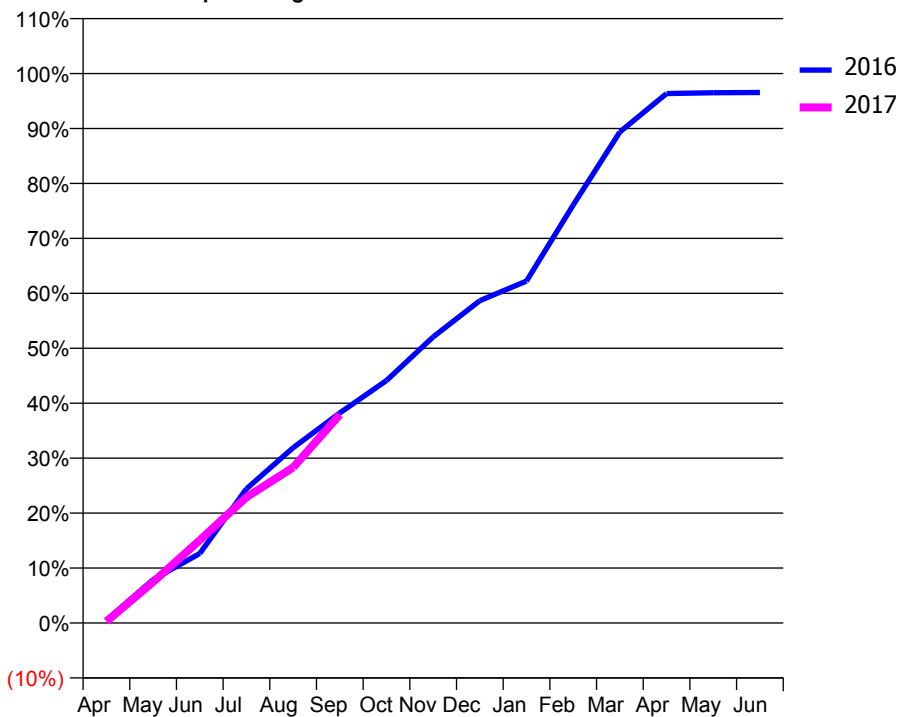
ACCESS*

Patients seen in 24 months	Total	Change since previous quarter
Quarter ending September 2015	6,635	
Quarter ending December 2015	6,696	→
Quarter ending March 2016	6,753	→
Quarter ending June 2016	6,789	→
Quarter ending September 2016	6,788	→
Variance since September 2015	2.3%	↑



ACTIVITY

Cumulative percentage of contracted UDA delivered 2016 & 2017



Adjusted Scheduled Activity (UDA)

Month	2016	2017
April	85	47
May	1,292	1,220
June	2,070	2,465
July	3,992	3,745
August	5,214	4,629
September	6,252	6,199
October	7,213	
November	8,511	
December	9,590	
January	10,173	
February	12,437	
March	14,609	
April	15,755	
May	15,776	
June	15,784	

QUALITY

	Quantity	Base Number	Contract	AT	Region	England
% of FP17s for the same patient ID Re-attending within 3 months - Children	111	1,186	9.4%	10.4%	11.8%	12.4%
% of FP17s for the same patient ID Re-attending within 3 months - Adults	496	2,415	20.5%	15.9%	17.1%	16.7%
% of FP17s for the same patient ID Re-attending between 3 & 9 months - Children	404	1,186	34.1%	47.1%	45.8%	57.4%
% of FP17s for the same patient ID Re-attending between 3 & 9 months - Adults	855	2,415	35.4%	37.7%	37.6%	50.5%
% of FP17s for Band 1 Urgent Courses	474	2,808	16.9%	10.1%	10.6%	9.1%
% of FP17s Relating to Free Repair or Replacements	6	2,808	0.2%	0.6%	0.6%	0.8%
% of FP17s Relating to Continuations	29	2,808	1.0%	1.1%	0.9%	1.3%
% of Patients satisfied with the dentistry they have received	0	0	N/A	90.5%	90.2%	93.2%
% of Patients satisfied with the time they had to wait for an appointment	0	0	N/A	85.8%	83.8%	89.0%

* This is based on patients treated on this contract for their most recent course of treatment. Figures in italics indicate the base number of FP17s or Patient Questionnaire responses are less than 100. N/A is shown where the base number of responses is less than 10 during the period. % is calculated as Quantity/Base number*100

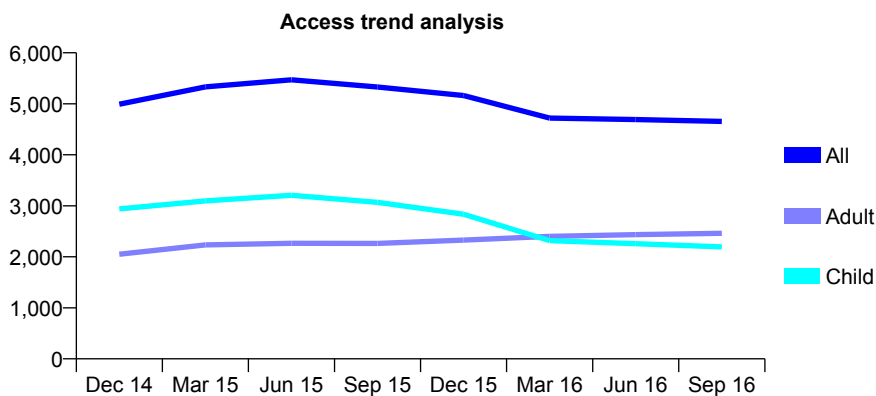
Q63 - Vital Signs At a Glance Contract Report for 746584/0004 - September 2016

Name or company name	MR N KARIA
Contract type name	GDS Contract
Purpose of contract	General
Contract start date	01/04/2006
Contract end date	

16/17 Contracted general activity (UDA)	11,787
Carry forward general activity (UDA)	0
16/17 Contracted orthodontic activity (UOA)	0
Carry forward orthodontic activity (UOA)	0
Baseline contract value	£302,338.02

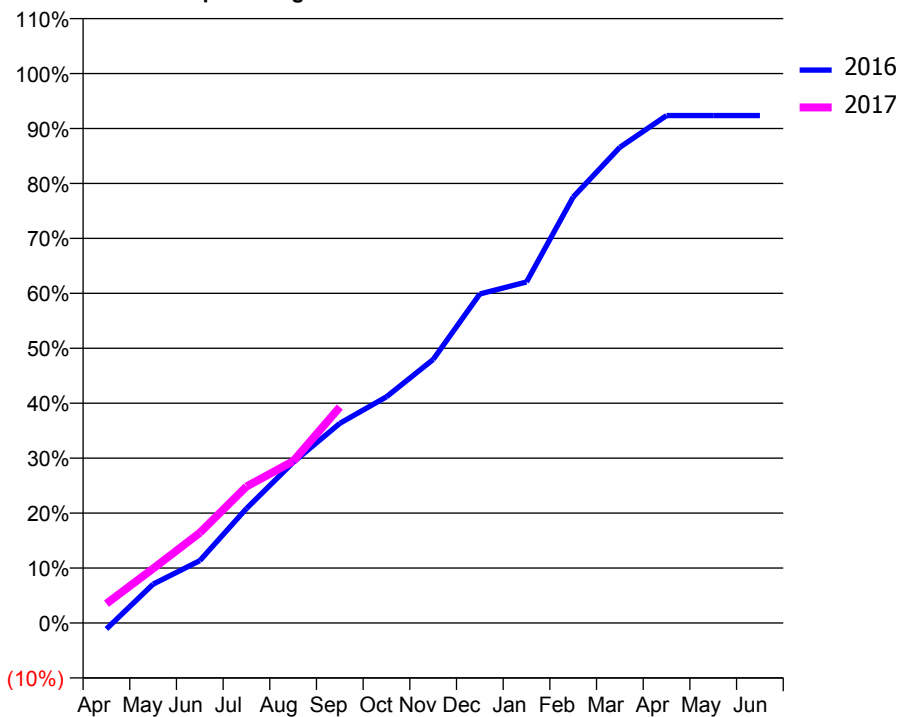
ACCESS*

Patients seen in 24 months	Total	Change since previous quarter
Quarter ending September 2015	5,330	
Quarter ending December 2015	5,161	↓
Quarter ending March 2016	4,719	↓
Quarter ending June 2016	4,692	→
Quarter ending September 2016	4,656	→
Variance since September 2015	(12.6%)	↓



ACTIVITY

Cumulative percentage of contracted UDA delivered 2016 & 2017



Month	Adjusted Scheduled Activity (UDA)	
	2016	2017
April	-131	417
May	833	1,168
June	1,338	1,935
July	2,455	2,929
August	3,446	3,471
September	4,284	4,633
October	4,852	
November	5,654	
December	7,058	
January	7,315	
February	9,137	
March	10,205	
April	10,885	
May	10,885	
June	10,886	

QUALITY

	Quantity	Base Number	Contract	AT	Region	England
% of FP17s for the same patient ID Re-attending within 3 months - Children	76	1,091	7.0%	10.4%	11.8%	12.4%
% of FP17s for the same patient ID Re-attending within 3 months - Adults	313	1,705	18.4%	15.9%	17.1%	16.7%
% of FP17s for the same patient ID Re-attending between 3 & 9 months - Children	584	1,091	53.5%	47.1%	45.8%	57.4%
% of FP17s for the same patient ID Re-attending between 3 & 9 months - Adults	851	1,705	49.9%	37.7%	37.6%	50.5%
% of FP17s for Band 1 Urgent Courses	373	2,475	15.1%	10.1%	10.6%	9.1%
% of FP17s Relating to Free Repair or Replacements	0	2,475	0.0%	0.6%	0.6%	0.8%
% of FP17s Relating to Continuations	26	2,475	1.1%	1.1%	0.9%	1.3%
% of Patients satisfied with the dentistry they have received	2	2	N/A	90.5%	90.2%	93.2%
% of Patients satisfied with the time they had to wait for an appointment	1	2	N/A	85.8%	83.8%	89.0%

* This is based on patients treated on this contract for their most recent course of treatment. Figures in italics indicate the base number of FP17s or Patient Questionnaire responses are less than 100. N/A is shown where the base number of responses is less than 10 during the period. % is calculated as Quantity/Base number*100

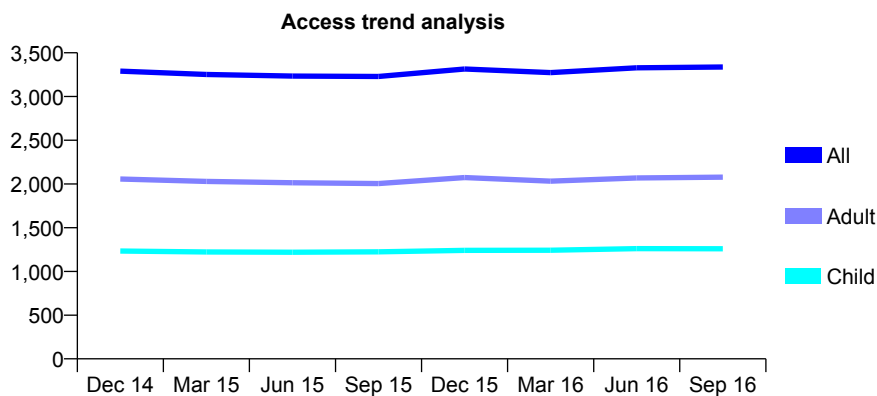
Q63 - Vital Signs At a Glance Contract Report for 748587/0001 - September 2016

Name or company name	MISS KD MCLAREN
Contract type name	GDS Contract
Purpose of contract	General
Contract start date	01/04/2006
Contract end date	

16/17 Contracted general activity (UDA)	5,992
Carry forward general activity (UDA)	-120
16/17 Contracted orthodontic activity (UOA)	0
Carry forward orthodontic activity (UOA)	0
Baseline contract value	£136,070.54

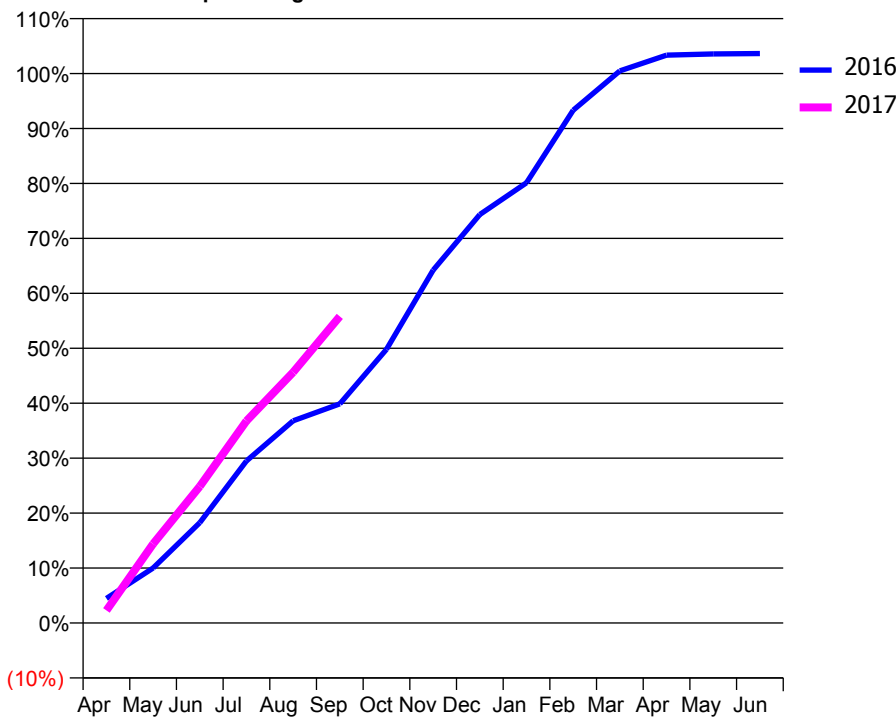
ACCESS*

Patients seen in 24 months	Total	Change since previous quarter
Quarter ending September 2015	3,229	
Quarter ending December 2015	3,314	↑
Quarter ending March 2016	3,274	↓
Quarter ending June 2016	3,329	→
Quarter ending September 2016	3,337	→
Variance since September 2015	3.3%	↑



ACTIVITY

Cumulative percentage of contracted UDA delivered 2016 & 2017



Adjusted Scheduled Activity (UDA)

Month	2016	2017
April	269	138
May	600	863
June	1,095	1,490
July	1,767	2,203
August	2,205	2,734
September	2,390	3,343
October	2,984	
November	3,849	
December	4,454	
January	4,801	
February	5,592	
March	6,020	
April	6,192	
May	6,205	
June	6,209	

QUALITY

	Quantity	Base Number	Contract	AT	Region	England
% of FP17s for the same patient ID Re-attending within 3 months - Children	25	895	2.8%	10.4%	11.8%	12.4%
% of FP17s for the same patient ID Re-attending within 3 months - Adults	89	1,108	8.0%	15.9%	17.1%	16.7%
% of FP17s for the same patient ID Re-attending between 3 & 9 months - Children	506	895	56.5%	47.1%	45.8%	57.4%
% of FP17s for the same patient ID Re-attending between 3 & 9 months - Adults	394	1,108	35.6%	37.7%	37.6%	50.5%
% of FP17s for Band 1 Urgent Courses	75	1,895	4.0%	10.1%	10.6%	9.1%
% of FP17s Relating to Free Repair or Replacements	7	1,895	0.4%	0.6%	0.6%	0.8%
% of FP17s Relating to Continuations	7	1,895	0.4%	1.1%	0.9%	1.3%
% of Patients satisfied with the dentistry they have received	2	2	N/A	90.5%	90.2%	93.2%
% of Patients satisfied with the time they had to wait for an appointment	2	2	N/A	85.8%	83.8%	89.0%

* This is based on patients treated on this contract for their most recent course of treatment. Figures in italics indicate the base number of FP17s or Patient Questionnaire responses are less than 100. N/A is shown where the base number of responses is less than 10 during the period. % is calculated as Quantity/Base number*100

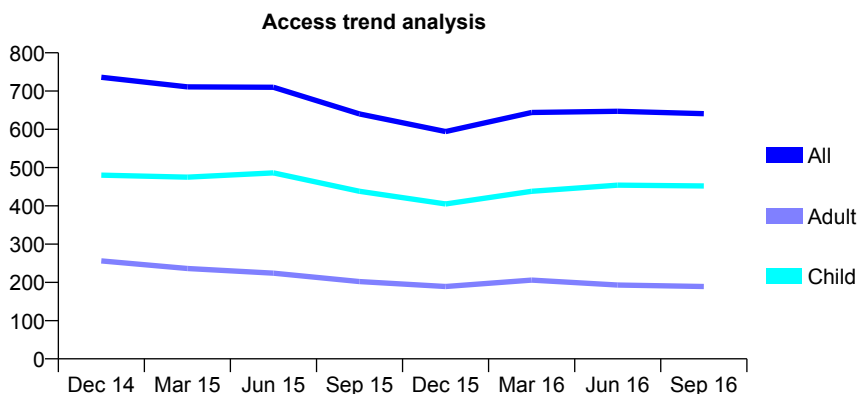
Q63 - Vital Signs At a Glance Contract Report for 750263/0001 - September 2016

Name or company name	MISS B THURAI SUNDARAM
Contract type name	GDS Contract
Purpose of contract	General
Contract start date	01/04/2006
Contract end date	

16/17 Contracted general activity (UDA)	2,000
Carry forward general activity (UDA)	0
16/17 Contracted orthodontic activity (UOA)	0
Carry forward orthodontic activity (UOA)	0
Baseline contract value	£51,479.53

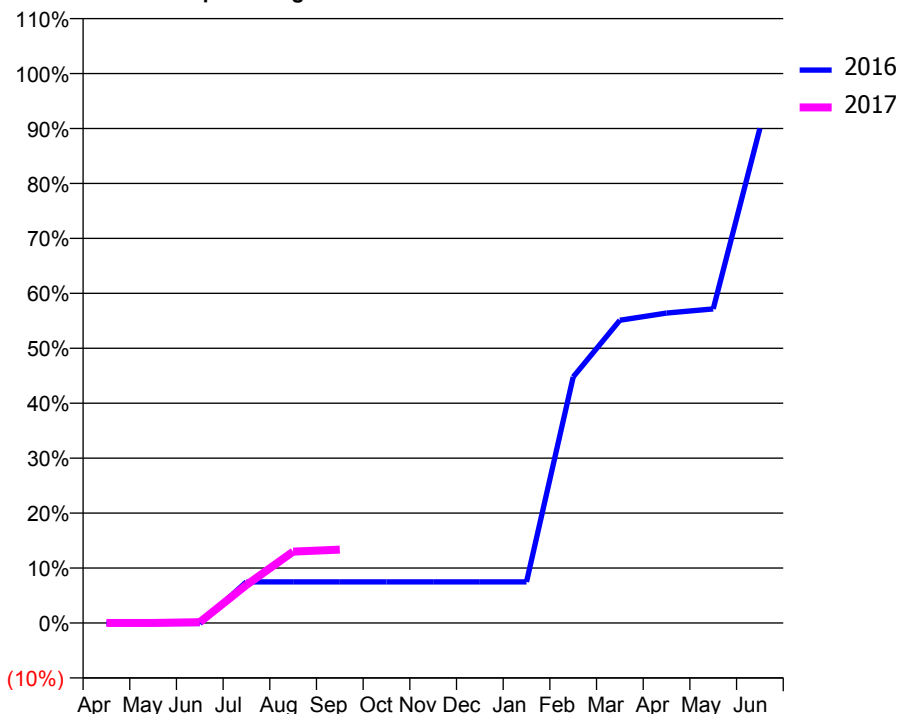
ACCESS*

Patients seen in 24 months	Total	Change since previous quarter
Quarter ending September 2015	640	
Quarter ending December 2015	594	↓
Quarter ending March 2016	644	↑
Quarter ending June 2016	647	→
Quarter ending September 2016	641	→
Variance since September 2015	0.2%	→



ACTIVITY

Cumulative percentage of contracted UDA delivered 2016 & 2017



Month	Adjusted Scheduled Activity (UDA)	
	2016	2017
April	-2	0
May	-2	0
June	-2	3
July	150	138
August	150	260
September	150	267
October	150	
November	150	
December	150	
January	150	
February	896	
March	1,102	
April	1,128	
May	1,143	
June	1,800	

QUALITY

	Quantity	Base Number	Contract	AT	Region	England
% of FP17s for the same patient ID Re-attending within 3 months - Children	49	305	16.1%	10.4%	11.8%	12.4%
% of FP17s for the same patient ID Re-attending within 3 months - Adults	31	85	36.5%	15.9%	17.1%	16.7%
% of FP17s for the same patient ID Re-attending between 3 & 9 months - Children	67	305	22.0%	47.1%	45.8%	57.4%
% of FP17s for the same patient ID Re-attending between 3 & 9 months - Adults	6	85	7.1%	37.7%	37.6%	50.5%
% of FP17s for Band 1 Urgent Courses	15	117	12.8%	10.1%	10.6%	9.1%
% of FP17s Relating to Free Repair or Replacements	0	117	0.0%	0.6%	0.6%	0.8%
% of FP17s Relating to Continuations	0	117	0.0%	1.1%	0.9%	1.3%
% of Patients satisfied with the dentistry they have received	1	1	N/A	90.5%	90.2%	93.2%
% of Patients satisfied with the time they had to wait for an appointment	1	1	N/A	85.8%	83.8%	89.0%

* This is based on patients treated on this contract for their most recent course of treatment. Figures in italics indicate the base number of FP17s or Patient Questionnaire responses are less than 100. N/A is shown where the base number of responses is less than 10 during the period. % is calculated as Quantity/Base number*100

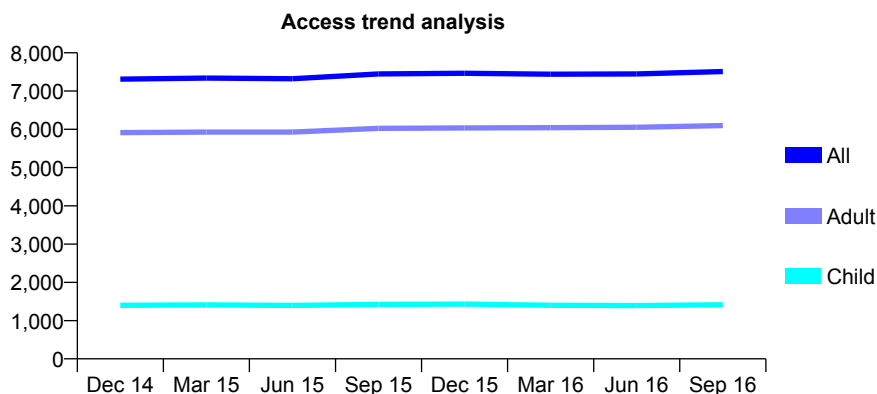
Q63 - Vital Signs At a Glance Contract Report for 752304/0002 - September 2016

Name or company name	MR MS DARR
Contract type name	GDS Contract
Purpose of contract	General
Contract start date	01/01/2007
Contract end date	

16/17 Contracted general activity (UDA)	21,659
Carry forward general activity (UDA)	0
16/17 Contracted orthodontic activity (UOA)	0
Carry forward orthodontic activity (UOA)	0
Baseline contract value	£557,725.13

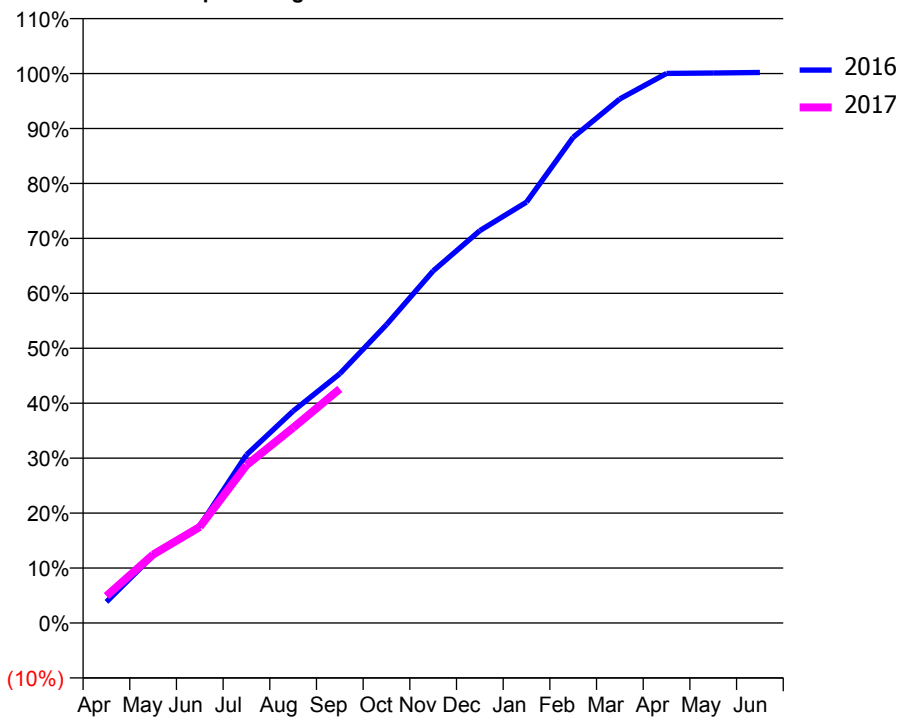
ACCESS*

Patients seen in 24 months	Total	Change since previous quarter
Quarter ending September 2015	7,449	
Quarter ending December 2015	7,466	→
Quarter ending March 2016	7,442	→
Quarter ending June 2016	7,446	→
Quarter ending September 2016	7,511	→
Variance since September 2015	0.8%	→



ACTIVITY

Cumulative percentage of contracted UDA delivered 2016 & 2017



Month	Adjusted Scheduled Activity (UDA)	
	2016	2017
April	835	1,065
May	2,658	2,701
June	3,832	3,789
July	6,629	6,222
August	8,355	7,695
September	9,828	9,228
October	11,762	
November	13,877	
December	15,464	
January	16,589	
February	19,144	
March	20,658	
April	21,662	
May	21,677	
June	21,698	

QUALITY

	Quantity	Base Number	Contract	AT	Region	England
% of FP17s for the same patient ID Re-attending within 3 months - Children	52	959	5.4%	10.4%	11.8%	12.4%
% of FP17s for the same patient ID Re-attending within 3 months - Adults	575	4,081	14.1%	15.9%	17.1%	16.7%
% of FP17s for the same patient ID Re-attending between 3 & 9 months - Children	327	959	34.1%	47.1%	45.8%	57.4%
% of FP17s for the same patient ID Re-attending between 3 & 9 months - Adults	1,599	4,081	39.2%	37.7%	37.6%	50.5%
% of FP17s for Band 1 Urgent Courses	292	4,541	6.4%	10.1%	10.6%	9.1%
% of FP17s Relating to Free Repair or Replacements	60	4,541	1.3%	0.6%	0.6%	0.8%
% of FP17s Relating to Continuations	61	4,541	1.3%	1.1%	0.9%	1.3%
% of Patients satisfied with the dentistry they have received	5	6	N/A	90.5%	90.2%	93.2%
% of Patients satisfied with the time they had to wait for an appointment	6	6	N/A	85.8%	83.8%	89.0%

* This is based on patients treated on this contract for their most recent course of treatment. Figures in italics indicate the base number of FP17s or Patient Questionnaire responses are less than 100. N/A is shown where the base number of responses is less than 10 during the period. % is calculated as Quantity/Base number*100

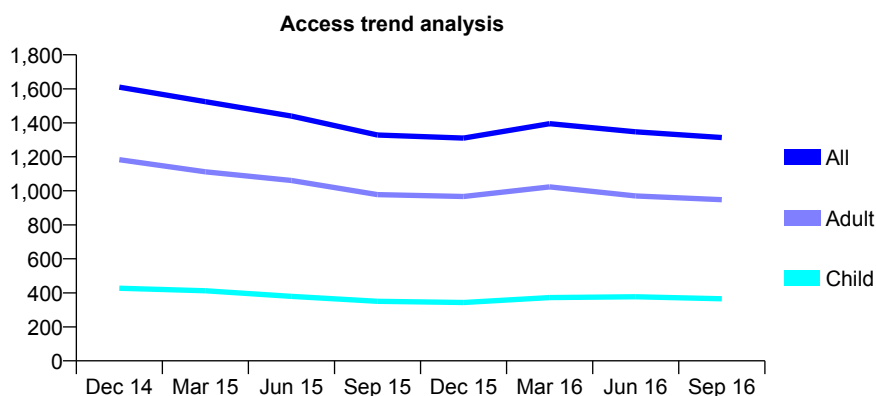
Q63 - Vital Signs At a Glance Contract Report for 753610/0002 - September 2016

Name or company name	MRS MC HASOON
Contract type name	GDS Contract
Purpose of contract	General
Contract start date	09/03/2007
Contract end date	

16/17 Contracted general activity (UDA)	3,482
Carry forward general activity (UDA)	-40
16/17 Contracted orthodontic activity (UOA)	0
Carry forward orthodontic activity (UOA)	0
Baseline contract value	£89,757.86

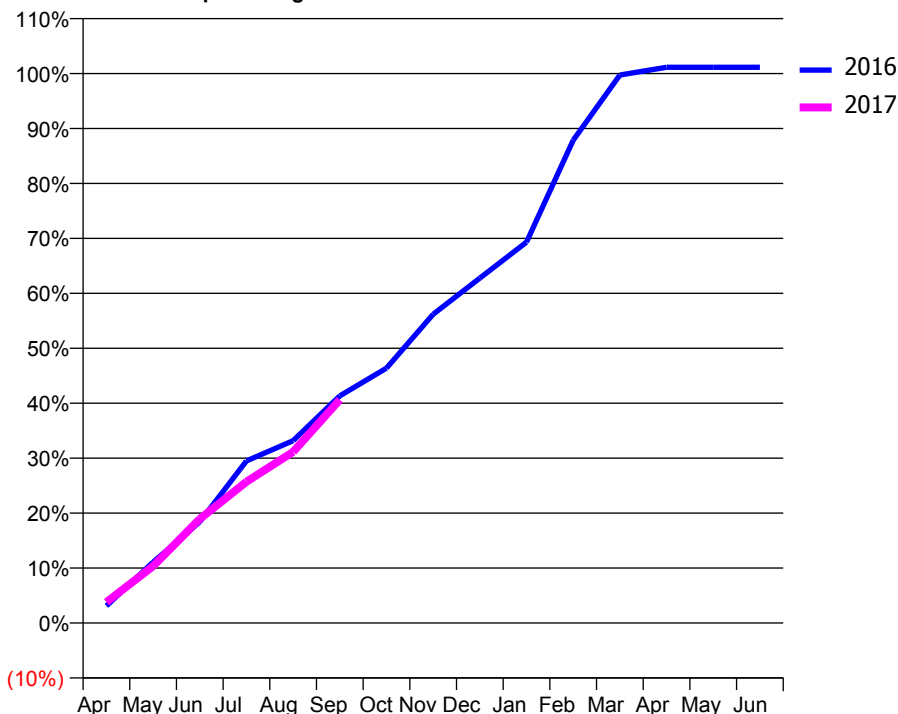
ACCESS*

Patients seen in 24 months	Total	Change since previous quarter
Quarter ending September 2015	1,328	
Quarter ending December 2015	1,310	↓
Quarter ending March 2016	1,395	↑
Quarter ending June 2016	1,347	↓
Quarter ending September 2016	1,313	↓
Variance since September 2015	(1.1%)	↓



ACTIVITY

Cumulative percentage of contracted UDA delivered 2016 & 2017



Month	Adjusted Scheduled Activity (UDA)	
	2016	2017
April	109	132
May	386	360
June	641	660
July	1,027	895
August	1,156	1,085
September	1,439	1,415
October	1,615	
November	1,957	
December	2,185	
January	2,414	
February	3,059	
March	3,472	
April	3,522	
May	3,522	
June	3,522	

QUALITY

	Quantity	Base Number	Contract	AT	Region	England
% of FP17s for the same patient ID Re-attending within 3 months - Children	6	189	3.2%	10.4%	11.8%	12.4%
% of FP17s for the same patient ID Re-attending within 3 months - Adults	38	397	9.6%	15.9%	17.1%	16.7%
% of FP17s for the same patient ID Re-attending between 3 & 9 months - Children	62	189	32.8%	47.1%	45.8%	57.4%
% of FP17s for the same patient ID Re-attending between 3 & 9 months - Adults	115	397	29.0%	37.7%	37.6%	50.5%
% of FP17s for Band 1 Urgent Courses	40	567	7.1%	10.1%	10.6%	9.1%
% of FP17s Relating to Free Repair or Replacements	3	567	0.5%	0.6%	0.6%	0.8%
% of FP17s Relating to Continuations	8	567	1.4%	1.1%	0.9%	1.3%
% of Patients satisfied with the dentistry they have received	1	1	N/A	90.5%	90.2%	93.2%
% of Patients satisfied with the time they had to wait for an appointment	1	1	N/A	85.8%	83.8%	89.0%

* This is based on patients treated on this contract for their most recent course of treatment. Figures in italics indicate the base number of FP17s or Patient Questionnaire responses are less than 100. N/A is shown where the base number of responses is less than 10 during the period. % is calculated as Quantity/Base number*100

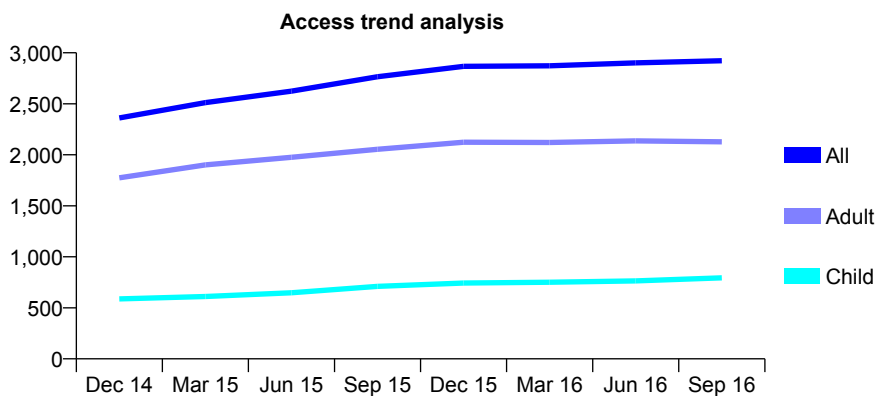
Q63 - Vital Signs At a Glance Contract Report for 753610/0003 - September 2016

Name or company name	MRS MC HASOON
Contract type name	GDS Contract
Purpose of contract	General
Contract start date	09/01/2013
Contract end date	

16/17 Contracted general activity (UDA)	7,224
Carry forward general activity (UDA)	0
16/17 Contracted orthodontic activity (UOA)	0
Carry forward orthodontic activity (UOA)	0
Baseline contract value	£183,646.27

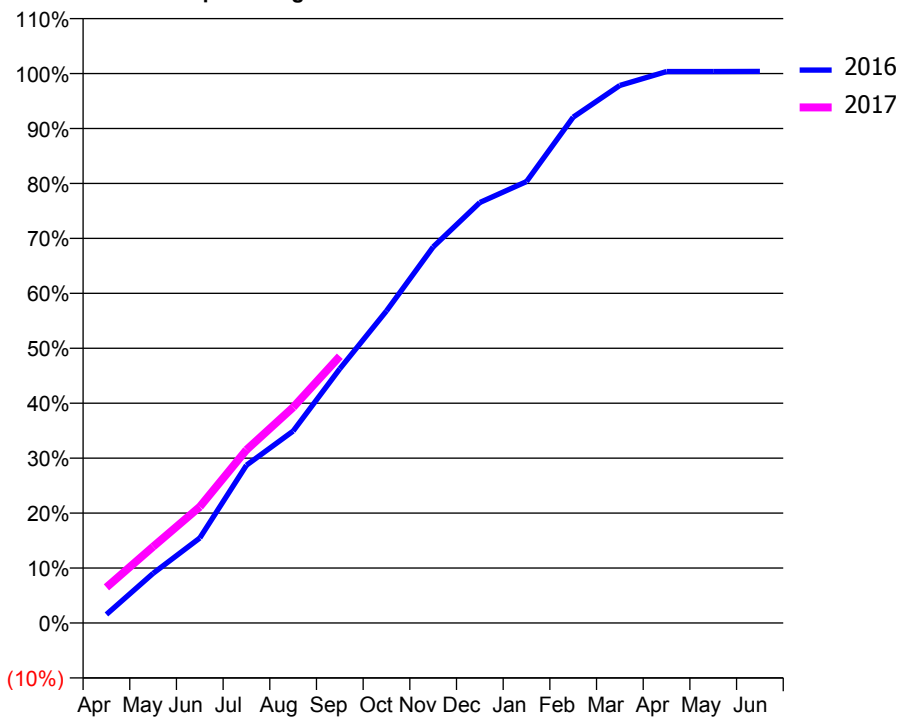
ACCESS*

Patients seen in 24 months	Total	Change since previous quarter
Quarter ending September 2015	2,765	
Quarter ending December 2015	2,867	↑
Quarter ending March 2016	2,872	→
Quarter ending June 2016	2,901	→
Quarter ending September 2016	2,922	→
Variance since September 2015	5.7%	↑



ACTIVITY

Cumulative percentage of contracted UDA delivered 2016 & 2017



Month	Adjusted Scheduled Activity (UDA)	
	2016	2017
April	114	469
May	654	1,004
June	1,118	1,528
July	2,075	2,277
August	2,523	2,836
September	3,343	3,507
October	4,102	
November	4,945	
December	5,529	
January	5,804	
February	6,650	
March	7,067	
April	7,250	
May	7,250	
June	7,251	

QUALITY

	Quantity	Base Number	Contract	AT	Region	England
% of FP17s for the same patient ID Re-attending within 3 months - Children	32	462	6.9%	10.4%	11.8%	12.4%
% of FP17s for the same patient ID Re-attending within 3 months - Adults	173	1,158	14.9%	15.9%	17.1%	16.7%
% of FP17s for the same patient ID Re-attending between 3 & 9 months - Children	182	462	39.4%	47.1%	45.8%	57.4%
% of FP17s for the same patient ID Re-attending between 3 & 9 months - Adults	350	1,158	30.2%	37.7%	37.6%	50.5%
% of FP17s for Band 1 Urgent Courses	196	1,543	12.7%	10.1%	10.6%	9.1%
% of FP17s Relating to Free Repair or Replacements	9	1,543	0.6%	0.6%	0.6%	0.8%
% of FP17s Relating to Continuations	28	1,543	1.8%	1.1%	0.9%	1.3%
% of Patients satisfied with the dentistry they have received	0	0	N/A	90.5%	90.2%	93.2%
% of Patients satisfied with the time they had to wait for an appointment	0	0	N/A	85.8%	83.8%	89.0%

* This is based on patients treated on this contract for their most recent course of treatment. Figures in italics indicate the base number of FP17s or Patient Questionnaire responses are less than 100. N/A is shown where the base number of responses is less than 10 during the period. % is calculated as Quantity/Base number*100

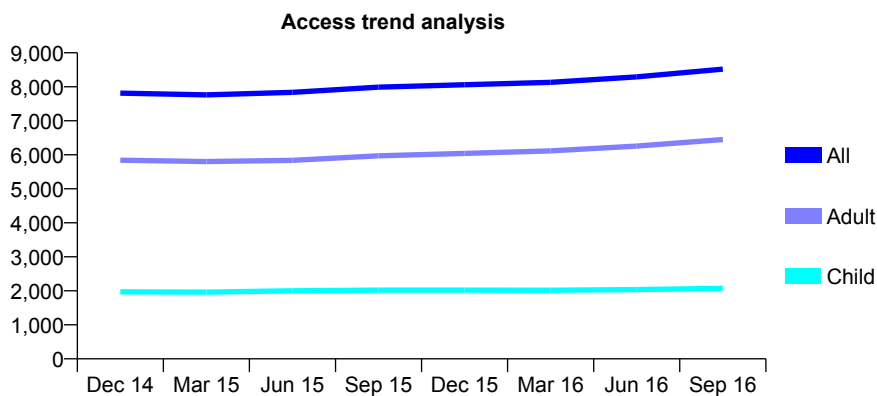
Q63 - Vital Signs At a Glance Contract Report for 762342/0001 - September 2016

Name or company name	MR D MOHAMMADI SOSHIK
Contract type name	GDS Contract
Purpose of contract	General
Contract start date	01/04/2006
Contract end date	

16/17 Contracted general activity (UDA)	32,064
Carry forward general activity (UDA)	0
16/17 Contracted orthodontic activity (UOA)	0
Carry forward orthodontic activity (UOA)	0
Baseline contract value	£885,470.43

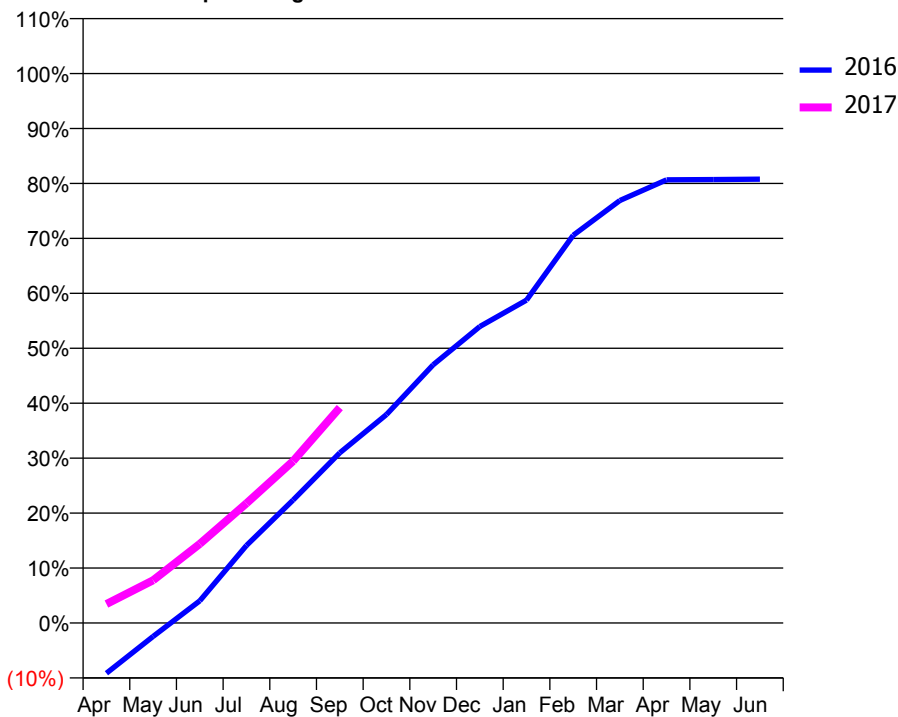
ACCESS*

Patients seen in 24 months	Total	Change since previous quarter
Quarter ending September 2015	7,991	
Quarter ending December 2015	8,062	→
Quarter ending March 2016	8,133	→
Quarter ending June 2016	8,293	→
Quarter ending September 2016	8,521	↑
Variance since September 2015	6.6%	↑



ACTIVITY

Cumulative percentage of contracted UDA delivered 2016 & 2017



Month	Adjusted Scheduled Activity (UDA)	
	2016	2017
April	-2,940	1,111
May	-793	2,498
June	1,295	4,622
July	4,527	6,986
August	7,180	9,454
September	9,930	12,572
October	12,163	
November	15,065	
December	17,302	
January	18,839	
February	22,624	
March	24,655	
April	25,857	
May	25,874	
June	25,897	

QUALITY

	Quantity	Base Number	Contract	AT	Region	England
% of FP17s for the same patient ID Re-attending within 3 months - Children	129	1,351	9.5%	10.4%	11.8%	12.4%
% of FP17s for the same patient ID Re-attending within 3 months - Adults	598	3,829	15.6%	15.9%	17.1%	16.7%
% of FP17s for the same patient ID Re-attending between 3 & 9 months - Children	517	1,351	38.3%	47.1%	45.8%	57.4%
% of FP17s for the same patient ID Re-attending between 3 & 9 months - Adults	1,368	3,829	35.7%	37.7%	37.6%	50.5%
% of FP17s for Band 1 Urgent Courses	916	4,745	19.3%	10.1%	10.6%	9.1%
% of FP17s Relating to Free Repair or Replacements	29	4,745	0.6%	0.6%	0.6%	0.8%
% of FP17s Relating to Continuations	66	4,745	1.4%	1.1%	0.9%	1.3%
% of Patients satisfied with the dentistry they have received	4	4	N/A	90.5%	90.2%	93.2%
% of Patients satisfied with the time they had to wait for an appointment	3	4	N/A	85.8%	83.8%	89.0%

* This is based on patients treated on this contract for their most recent course of treatment. Figures in italics indicate the base number of FP17s or Patient Questionnaire responses are less than 100. N/A is shown where the base number of responses is less than 10 during the period. % is calculated as Quantity/Base number*100

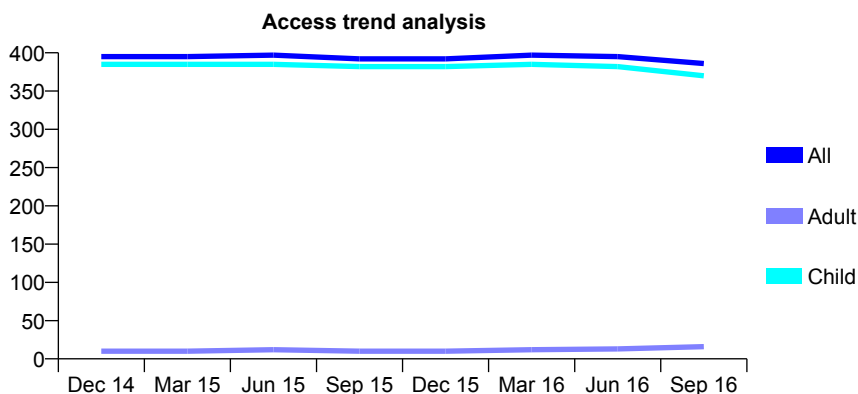
Q63 - Vital Signs At a Glance Contract Report for 764973/0001 - September 2016

Name or company name	MISS C PASE
Contract type name	GDS Contract
Purpose of contract	General
Contract start date	01/04/2006
Contract end date	

16/17 Contracted general activity (UDA)	600
Carry forward general activity (UDA)	-12
16/17 Contracted orthodontic activity (UOA)	0
Carry forward orthodontic activity (UOA)	0
Baseline contract value	£14,030.59

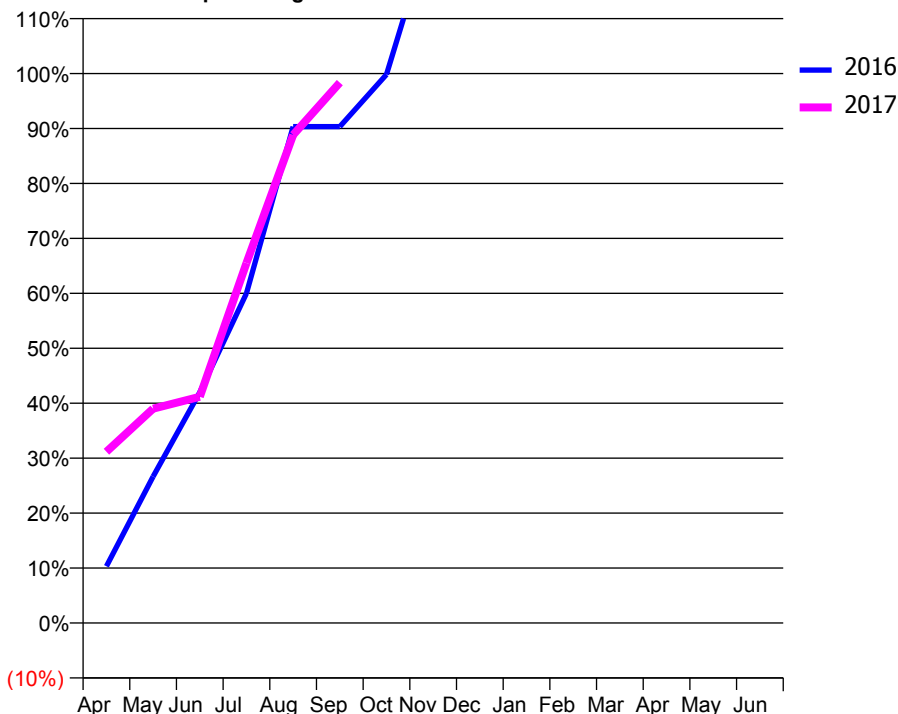
ACCESS*

Patients seen in 24 months	Total	Change since previous quarter
Quarter ending September 2015	392	
Quarter ending December 2015	392	→
Quarter ending March 2016	397	→
Quarter ending June 2016	395	→
Quarter ending September 2016	386	↓
Variance since September 2015	(1.5%)	↓



ACTIVITY

Cumulative percentage of contracted UDA delivered 2016 & 2017



Adjusted Scheduled Activity (UDA)

Month	2016	2017
April	62	187
May	160	234
June	252	247
July	360	393
August	542	533
September	542	590
October	599	
November	766	
December	802	
January	890	
February	1,026	
March	1,131	
April	1,211	
May	1,211	
June	1,211	

QUALITY

	Quantity	Base Number	Contract	AT	Region	England
% of FP17s for the same patient ID Re-attending within 3 months - Children	18	243	7.4%	10.4%	11.8%	12.4%
% of FP17s for the same patient ID Re-attending within 3 months - Adults	2	7	28.6%	15.9%	17.1%	16.7%
% of FP17s for the same patient ID Re-attending between 3 & 9 months - Children	119	243	49.0%	47.1%	45.8%	57.4%
% of FP17s for the same patient ID Re-attending between 3 & 9 months - Adults	4	7	57.1%	37.7%	37.6%	50.5%
% of FP17s for Band 1 Urgent Courses	0	218	0.0%	10.1%	10.6%	9.1%
% of FP17s Relating to Free Repair or Replacements	0	218	0.0%	0.6%	0.6%	0.8%
% of FP17s Relating to Continuations	0	218	0.0%	1.1%	0.9%	1.3%
% of Patients satisfied with the dentistry they have received	0	0	N/A	90.5%	90.2%	93.2%
% of Patients satisfied with the time they had to wait for an appointment	0	0	N/A	85.8%	83.8%	89.0%

* This is based on patients treated on this contract for their most recent course of treatment. Figures in italics indicate the base number of FP17s or Patient Questionnaire responses are less than 100. N/A is shown where the base number of responses is less than 10 during the period. % is calculated as Quantity/Base number*100

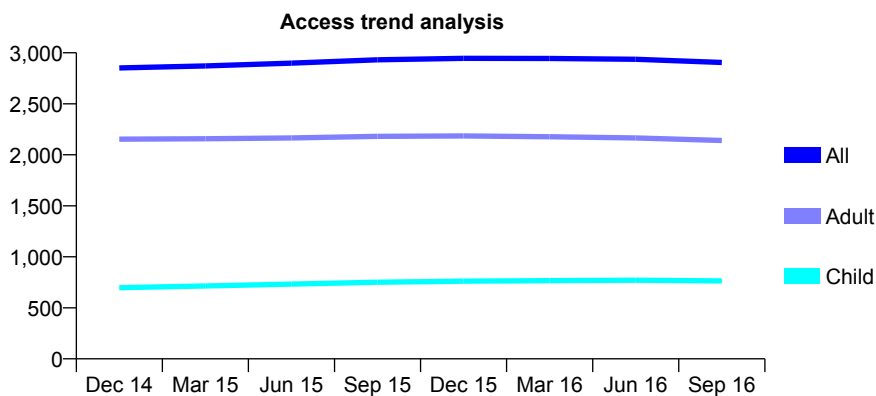
Q63 - Vital Signs At a Glance Contract Report for 766038/0002 - September 2016

Name or company name	MR VO AKINSOLA
Contract type name	GDS Contract
Purpose of contract	General
Contract start date	01/04/2006
Contract end date	

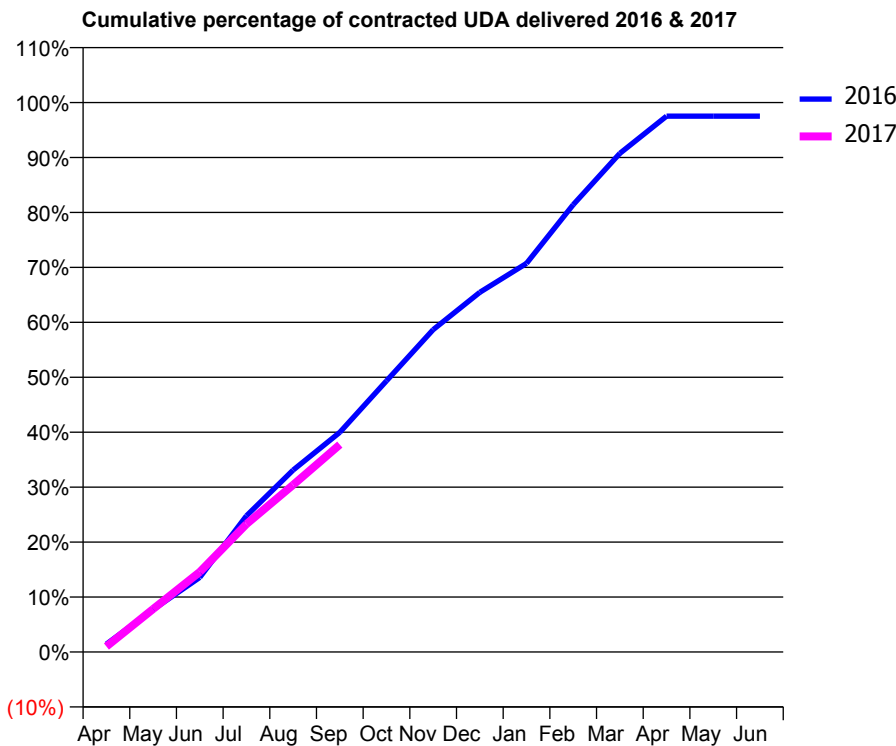
16/17 Contracted general activity (UDA)	12,000
Carry forward general activity (UDA)	299
16/17 Contracted orthodontic activity (UOA)	0
Carry forward orthodontic activity (UOA)	0
Baseline contract value	£378,315.94

ACCESS*

Patients seen in 24 months	Total	Change since previous quarter
Quarter ending September 2015	2,932	
Quarter ending December 2015	2,946	→
Quarter ending March 2016	2,944	→
Quarter ending June 2016	2,936	→
Quarter ending September 2016	2,905	↓
Variance since September 2015	(0.9%)	→



ACTIVITY



Month	Adjusted Scheduled Activity (UDA)	
	2016	2017
April	172	120
May	926	938
June	1,628	1,749
July	2,974	2,795
August	3,974	3,652
September	4,797	4,529
October	5,920	
November	7,038	
December	7,854	
January	8,486	
February	9,768	
March	10,890	
April	11,701	
May	11,701	
June	11,701	

QUALITY

	Quantity	Base Number	Contract	AT	Region	England
% of FP17s for the same patient ID Re-attending within 3 months - Children	26	382	6.8%	10.4%	11.8%	12.4%
% of FP17s for the same patient ID Re-attending within 3 months - Adults	185	1,026	18.0%	15.9%	17.1%	16.7%
% of FP17s for the same patient ID Re-attending between 3 & 9 months - Children	126	382	33.0%	47.1%	45.8%	57.4%
% of FP17s for the same patient ID Re-attending between 3 & 9 months - Adults	237	1,026	23.1%	37.7%	37.6%	50.5%
% of FP17s for Band 1 Urgent Courses	170	1,247	13.6%	10.1%	10.6%	9.1%
% of FP17s Relating to Free Repair or Replacements	7	1,247	0.6%	0.6%	0.6%	0.8%
% of FP17s Relating to Continuations	9	1,247	0.7%	1.1%	0.9%	1.3%
% of Patients satisfied with the dentistry they have received	1	1	N/A	90.5%	90.2%	93.2%
% of Patients satisfied with the time they had to wait for an appointment	1	1	N/A	85.8%	83.8%	89.0%

* This is based on patients treated on this contract for their most recent course of treatment. Figures in italics indicate the base number of FP17s or Patient Questionnaire responses are less than 100. N/A is shown where the base number of responses is less than 10 during the period. % is calculated as Quantity/Base number*100

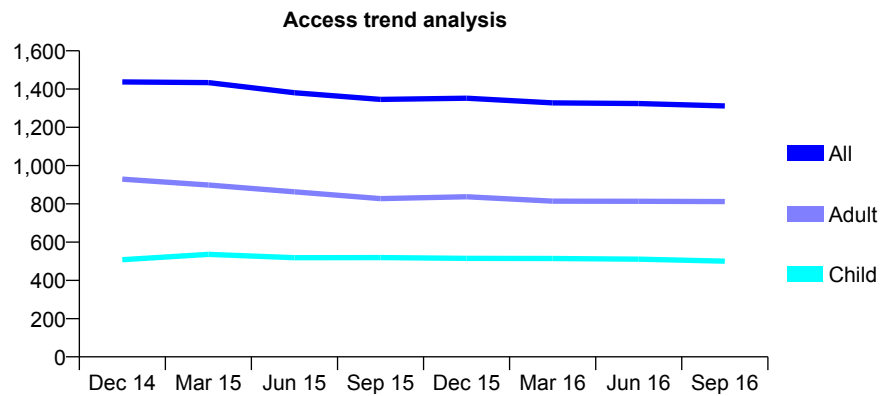
Q63 - Vital Signs At a Glance Contract Report for 766089/0001 - September 2016

Name or company name	MS G MOBAYEN
Contract type name	GDS Contract
Purpose of contract	General
Contract start date	01/04/2006
Contract end date	

16/17 Contracted general activity (UDA)	7,689
Carry forward general activity (UDA)	0
16/17 Contracted orthodontic activity (UOA)	0
Carry forward orthodontic activity (UOA)	0
Baseline contract value	£221,277.34

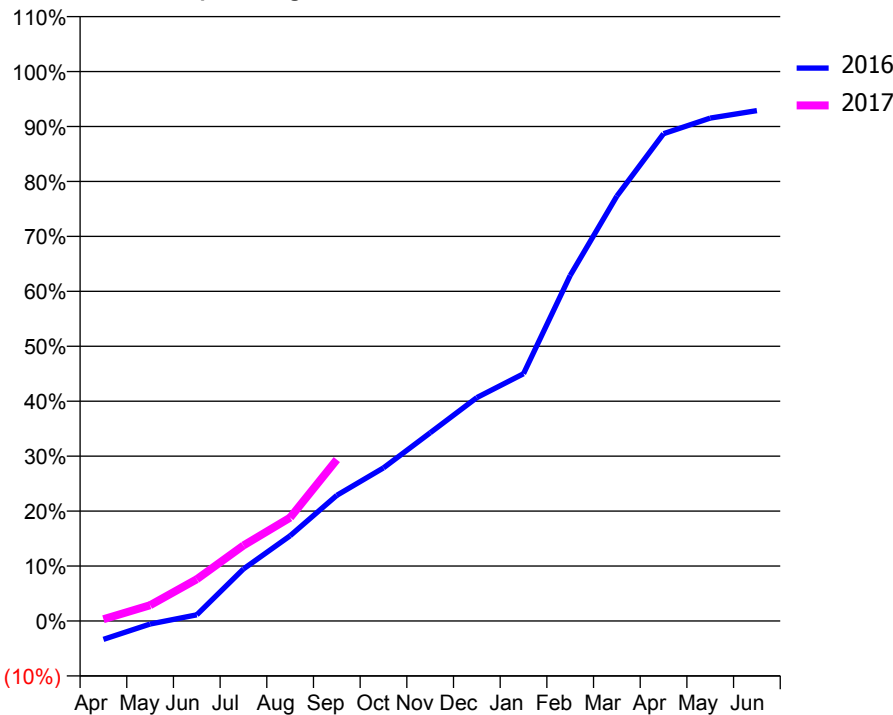
ACCESS*

Patients seen in 24 months	Total	Change since previous quarter
Quarter ending September 2015	1,346	
Quarter ending December 2015	1,352	→
Quarter ending March 2016	1,328	↓
Quarter ending June 2016	1,324	→
Quarter ending September 2016	1,312	→
Variance since September 2015	(2.5%)	↓



ACTIVITY

Cumulative percentage of contracted UDA delivered 2016 & 2017



Month	Adjusted Scheduled Activity (UDA)	
	2016	2017
April	-258	26
May	-44	221
June	87	584
July	729	1,057
August	1,194	1,448
September	1,758	2,258
October	2,144	
November	2,634	
December	3,127	
January	3,460	
February	4,835	
March	5,945	
April	6,819	
May	7,037	
June	7,142	

QUALITY

	Quantity	Base Number	Contract	AT	Region	England
% of FP17s for the same patient ID Re-attending within 3 months - Children	10	201	5.0%	10.4%	11.8%	12.4%
% of FP17s for the same patient ID Re-attending within 3 months - Adults	40	325	12.3%	15.9%	17.1%	16.7%
% of FP17s for the same patient ID Re-attending between 3 & 9 months - Children	55	201	27.4%	47.1%	45.8%	57.4%
% of FP17s for the same patient ID Re-attending between 3 & 9 months - Adults	75	325	23.1%	37.7%	37.6%	50.5%
% of FP17s for Band 1 Urgent Courses	59	396	14.9%	10.1%	10.6%	9.1%
% of FP17s Relating to Free Repair or Replacements	0	396	0.0%	0.6%	0.6%	0.8%
% of FP17s Relating to Continuations	2	396	0.5%	1.1%	0.9%	1.3%
% of Patients satisfied with the dentistry they have received	1	1	N/A	90.5%	90.2%	93.2%
% of Patients satisfied with the time they had to wait for an appointment	1	1	N/A	85.8%	83.8%	89.0%

* This is based on patients treated on this contract for their most recent course of treatment. Figures in italics indicate the base number of FP17s or Patient Questionnaire responses are less than 100. N/A is shown where the base number of responses is less than 10 during the period. % is calculated as Quantity/Base number*100

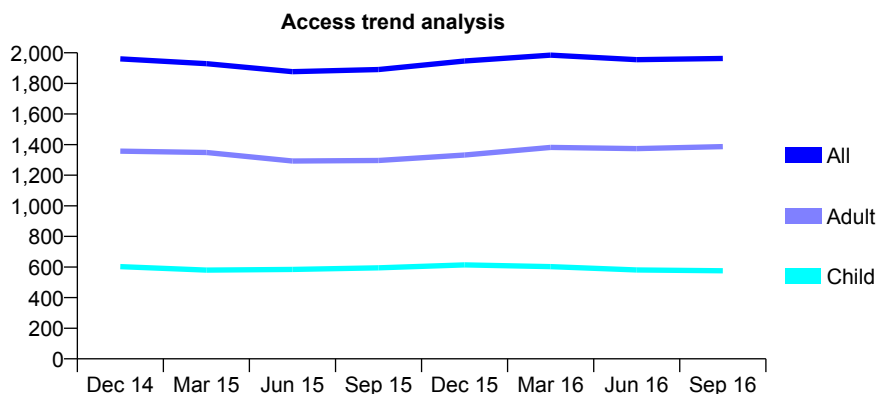
Q63 - Vital Signs At a Glance Contract Report for 766801/0001 - September 2016

Name or company name	MR D KOWLESSAR
Contract type name	GDS Contract
Purpose of contract	General
Contract start date	01/04/2006
Contract end date	

16/17 Contracted general activity (UDA)	7,250
Carry forward general activity (UDA)	0
16/17 Contracted orthodontic activity (UOA)	0
Carry forward orthodontic activity (UOA)	0
Baseline contract value	£193,149.80

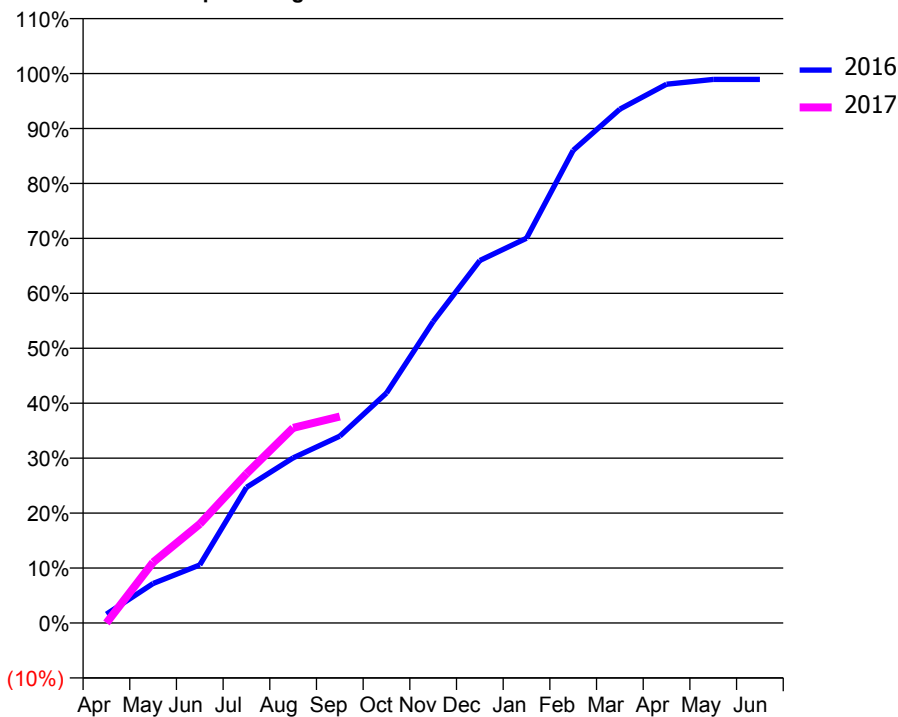
ACCESS*

Patients seen in 24 months	Total	Change since previous quarter
Quarter ending September 2015	1,891	
Quarter ending December 2015	1,946	↑
Quarter ending March 2016	1,985	↑
Quarter ending June 2016	1,955	↓
Quarter ending September 2016	1,963	→
Variance since September 2015	3.8%	↑



ACTIVITY

Cumulative percentage of contracted UDA delivered 2016 & 2017



Month	Adjusted Scheduled Activity (UDA)	
	2016	2017
April	118	0
May	521	802
June	766	1,307
July	1,789	1,969
August	2,179	2,574
September	2,466	2,725
October	3,035	
November	3,977	
December	4,783	
January	5,077	
February	6,236	
March	6,780	
April	7,109	
May	7,172	
June	7,172	

QUALITY

	Quantity	Base Number	Contract	AT	Region	England
% of FP17s for the same patient ID Re-attending within 3 months - Children	24	350	6.9%	10.4%	11.8%	12.4%
% of FP17s for the same patient ID Re-attending within 3 months - Adults	119	688	17.3%	15.9%	17.1%	16.7%
% of FP17s for the same patient ID Re-attending between 3 & 9 months - Children	180	350	51.4%	47.1%	45.8%	57.4%
% of FP17s for the same patient ID Re-attending between 3 & 9 months - Adults	267	688	38.8%	37.7%	37.6%	50.5%
% of FP17s for Band 1 Urgent Courses	149	897	16.6%	10.1%	10.6%	9.1%
% of FP17s Relating to Free Repair or Replacements	11	897	1.2%	0.6%	0.6%	0.8%
% of FP17s Relating to Continuations	3	897	0.3%	1.1%	0.9%	1.3%
% of Patients satisfied with the dentistry they have received	1	1	N/A	90.5%	90.2%	93.2%
% of Patients satisfied with the time they had to wait for an appointment	1	1	N/A	85.8%	83.8%	89.0%

* This is based on patients treated on this contract for their most recent course of treatment. Figures in italics indicate the base number of FP17s or Patient Questionnaire responses are less than 100. N/A is shown where the base number of responses is less than 10 during the period. % is calculated as Quantity/Base number*100

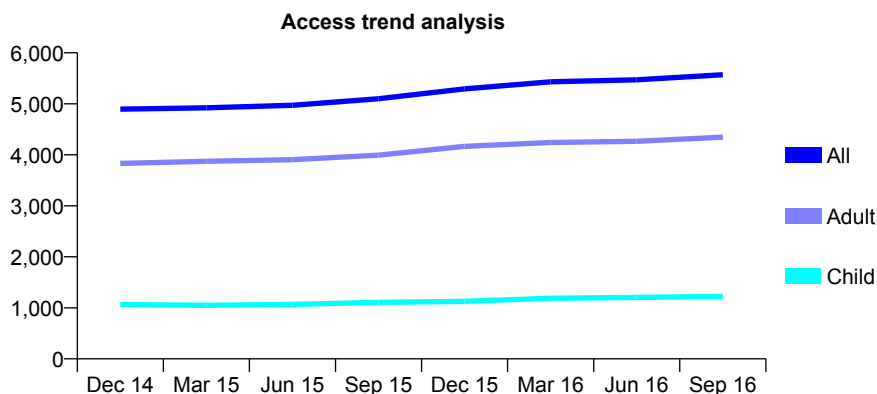
Q63 - Vital Signs At a Glance Contract Report for 767298/0001 - September 2016

Name or company name	MISS H KHAK-SERESHT
Contract type name	GDS Contract
Purpose of contract	General
Contract start date	01/04/2006
Contract end date	

16/17 Contracted general activity (UDA)	19,500
Carry forward general activity (UDA)	236
16/17 Contracted orthodontic activity (UOA)	0
Carry forward orthodontic activity (UOA)	0
Baseline contract value	£582,189.10

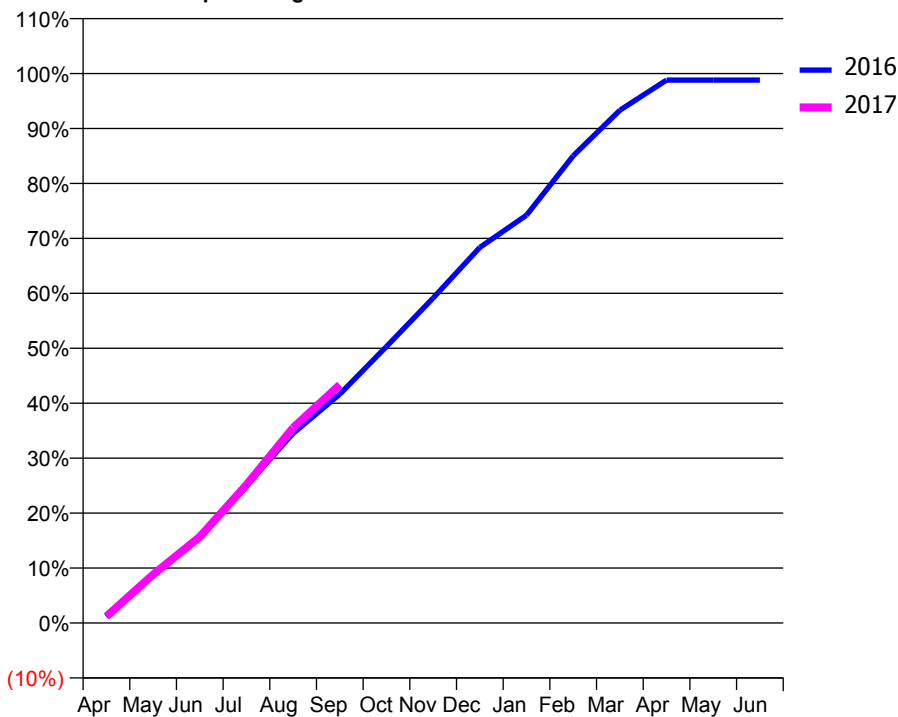
ACCESS*

Patients seen in 24 months	Total	Change since previous quarter
Quarter ending September 2015	5,099	
Quarter ending December 2015	5,292	↑
Quarter ending March 2016	5,432	↑
Quarter ending June 2016	5,470	→
Quarter ending September 2016	5,571	→
Variance since September 2015	9.3%	↑



ACTIVITY

Cumulative percentage of contracted UDA delivered 2016 & 2017



Month	Adjusted Scheduled Activity (UDA)	
	2016	2017
April	219	232
May	1,731	1,721
June	3,039	3,058
July	4,882	4,906
August	6,730	6,931
September	8,125	8,453
October	9,810	
November	11,533	
December	13,328	
January	14,471	
February	16,577	
March	18,195	
April	19,264	
May	19,264	
June	19,264	

QUALITY

	Quantity	Base Number	Contract	AT	Region	England
% of FP17s for the same patient ID Re-attending within 3 months - Children	36	684	5.3%	10.4%	11.8%	12.4%
% of FP17s for the same patient ID Re-attending within 3 months - Adults	245	2,095	11.7%	15.9%	17.1%	16.7%
% of FP17s for the same patient ID Re-attending between 3 & 9 months - Children	281	684	41.1%	47.1%	45.8%	57.4%
% of FP17s for the same patient ID Re-attending between 3 & 9 months - Adults	629	2,095	30.0%	37.7%	37.6%	50.5%
% of FP17s for Band 1 Urgent Courses	265	2,543	10.4%	10.1%	10.6%	9.1%
% of FP17s Relating to Free Repair or Replacements	27	2,543	1.1%	0.6%	0.6%	0.8%
% of FP17s Relating to Continuations	28	2,543	1.1%	1.1%	0.9%	1.3%
% of Patients satisfied with the dentistry they have received	2	4	N/A	90.5%	90.2%	93.2%
% of Patients satisfied with the time they had to wait for an appointment	3	4	N/A	85.8%	83.8%	89.0%

* This is based on patients treated on this contract for their most recent course of treatment. Figures in italics indicate the base number of FP17s or Patient Questionnaire responses are less than 100. N/A is shown where the base number of responses is less than 10 during the period. % is calculated as Quantity/Base number*100

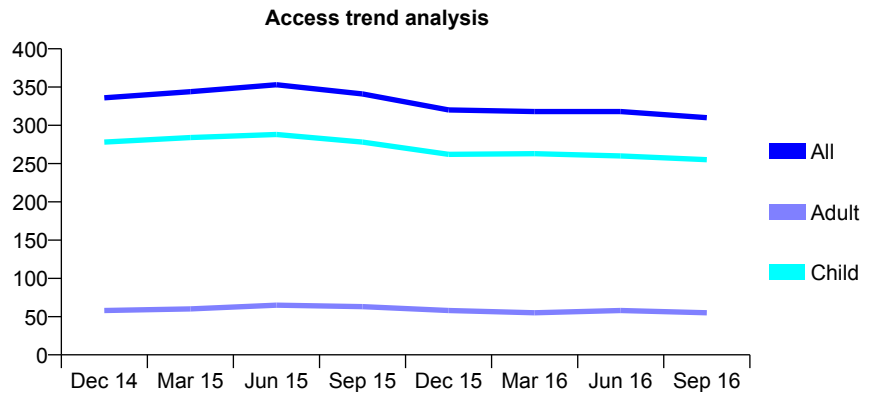
Q63 - Vital Signs At a Glance Contract Report for 771716/0001 - September 2016

Name or company name	MR JM METCALF
Contract type name	GDS Contract
Purpose of contract	General
Contract start date	01/04/2006
Contract end date	

16/17 Contracted general activity (UDA)	1,031
Carry forward general activity (UDA)	0
16/17 Contracted orthodontic activity (UOA)	0
Carry forward orthodontic activity (UOA)	0
Baseline contract value	£28,116.91

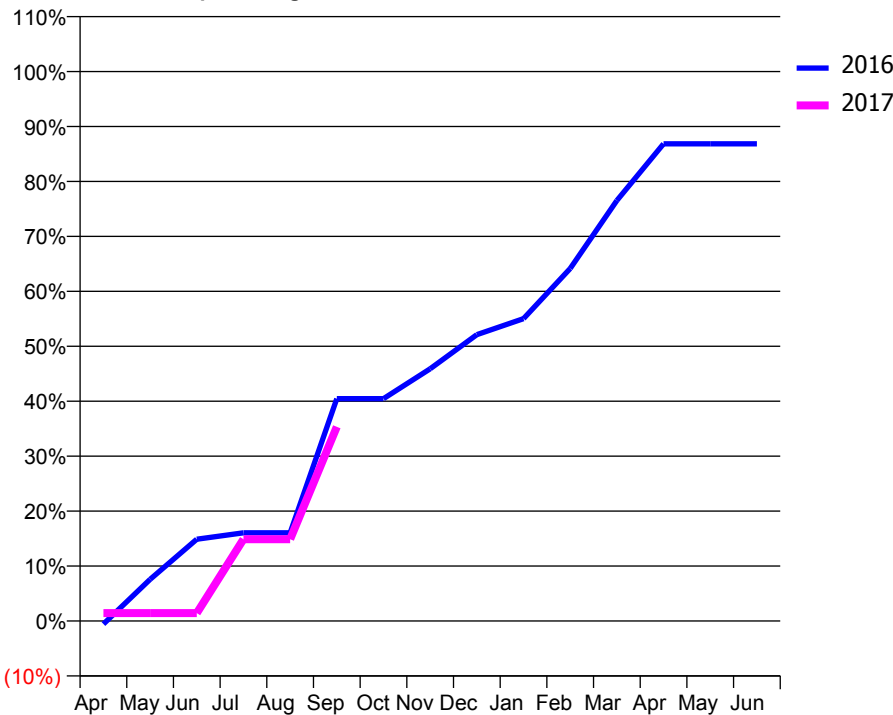
ACCESS*

Patients seen in 24 months	Total	Change since previous quarter
Quarter ending September 2015	341	
Quarter ending December 2015	320	↓
Quarter ending March 2016	318	→
Quarter ending June 2016	318	→
Quarter ending September 2016	310	↓
Variance since September 2015	(9.1%)	↓



ACTIVITY

Cumulative percentage of contracted UDA delivered 2016 & 2017



Month	Adjusted Scheduled Activity (UDA)	
	2016	2017
April	-6	15
May	78	15
June	153	15
July	166	153
August	166	153
September	417	364
October	417	
November	473	
December	537	
January	567	
February	661	
March	789	
April	895	
May	895	
June	895	

QUALITY

	Quantity	Base Number	Contract	AT	Region	England
% of FP17s for the same patient ID Re-attending within 3 months - Children	4	169	2.4%	10.4%	11.8%	12.4%
% of FP17s for the same patient ID Re-attending within 3 months - Adults	4	25	16.0%	15.9%	17.1%	16.7%
% of FP17s for the same patient ID Re-attending between 3 & 9 months - Children	103	169	60.9%	47.1%	45.8%	57.4%
% of FP17s for the same patient ID Re-attending between 3 & 9 months - Adults	15	25	60.0%	37.7%	37.6%	50.5%
% of FP17s for Band 1 Urgent Courses	2	155	1.3%	10.1%	10.6%	9.1%
% of FP17s Relating to Free Repair or Replacements	0	155	0.0%	0.6%	0.6%	0.8%
% of FP17s Relating to Continuations	1	155	0.6%	1.1%	0.9%	1.3%
% of Patients satisfied with the dentistry they have received	0	0	N/A	90.5%	90.2%	93.2%
% of Patients satisfied with the time they had to wait for an appointment	0	0	N/A	85.8%	83.8%	89.0%

* This is based on patients treated on this contract for their most recent course of treatment. Figures in italics indicate the base number of FP17s or Patient Questionnaire responses are less than 100. N/A is shown where the base number of responses is less than 10 during the period. % is calculated as Quantity/Base number*100

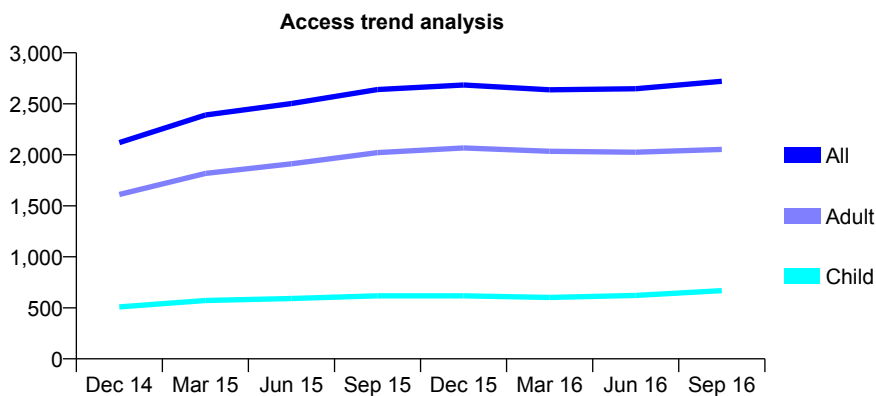
Q63 - Vital Signs At a Glance Contract Report for 771996/0003 - September 2016

Name or company name	MR H RAZBAN
Contract type name	GDS Contract
Purpose of contract	General
Contract start date	01/05/2013
Contract end date	

16/17 Contracted general activity (UDA)	6,700
Carry forward general activity (UDA)	214
16/17 Contracted orthodontic activity (UOA)	0
Carry forward orthodontic activity (UOA)	0
Baseline contract value	£158,932.58

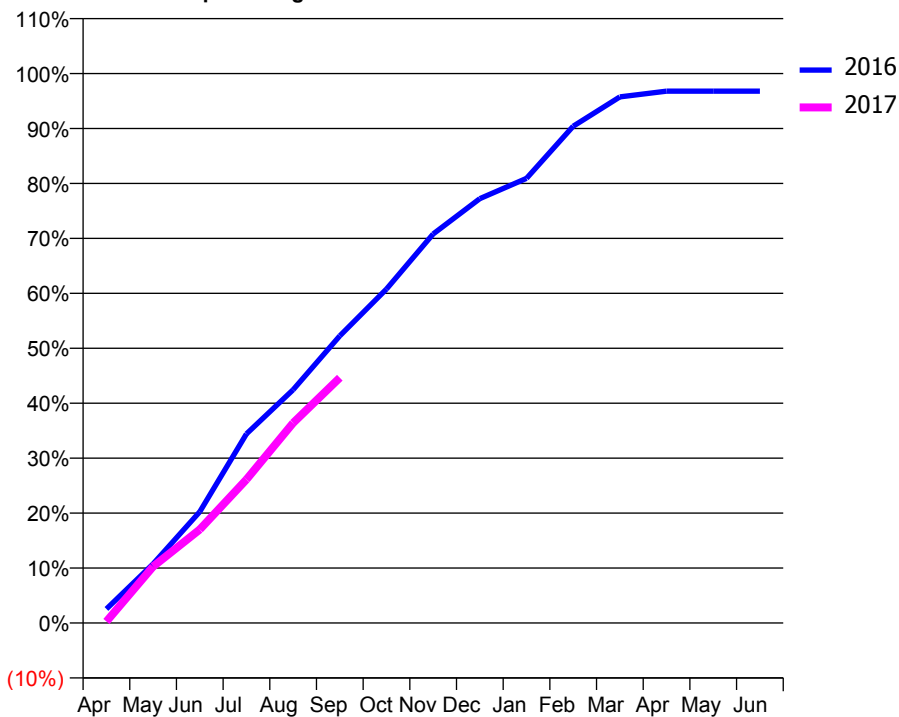
ACCESS*

Patients seen in 24 months	Total	Change since previous quarter
Quarter ending September 2015	2,640	
Quarter ending December 2015	2,684	→
Quarter ending March 2016	2,637	↓
Quarter ending June 2016	2,648	→
Quarter ending September 2016	2,721	↑
Variance since September 2015	3.1%	↑



ACTIVITY

Cumulative percentage of contracted UDA delivered 2016 & 2017



Month	Adjusted Scheduled Activity (UDA)	
	2016	2017
April	171	19
May	722	688
June	1,357	1,141
July	2,307	1,750
August	2,845	2,440
September	3,501	2,991
October	4,072	
November	4,744	
December	5,175	
January	5,422	
February	6,058	
March	6,415	
April	6,485	
May	6,485	
June	6,486	

QUALITY

	Quantity	Base Number	Contract	AT	Region	England
% of FP17s for the same patient ID Re-attending within 3 months - Children	7	355	2.0%	10.4%	11.8%	12.4%
% of FP17s for the same patient ID Re-attending within 3 months - Adults	31	797	3.9%	15.9%	17.1%	16.7%
% of FP17s for the same patient ID Re-attending between 3 & 9 months - Children	114	355	32.1%	47.1%	45.8%	57.4%
% of FP17s for the same patient ID Re-attending between 3 & 9 months - Adults	241	797	30.2%	37.7%	37.6%	50.5%
% of FP17s for Band 1 Urgent Courses	50	1,126	4.4%	10.1%	10.6%	9.1%
% of FP17s Relating to Free Repair or Replacements	0	1,126	0.0%	0.6%	0.6%	0.8%
% of FP17s Relating to Continuations	1	1,126	0.1%	1.1%	0.9%	1.3%
% of Patients satisfied with the dentistry they have received	0	1	N/A	90.5%	90.2%	93.2%
% of Patients satisfied with the time they had to wait for an appointment	0	1	N/A	85.8%	83.8%	89.0%

* This is based on patients treated on this contract for their most recent course of treatment. Figures in italics indicate the base number of FP17s or Patient Questionnaire responses are less than 100. N/A is shown where the base number of responses is less than 10 during the period. % is calculated as Quantity/Base number*100

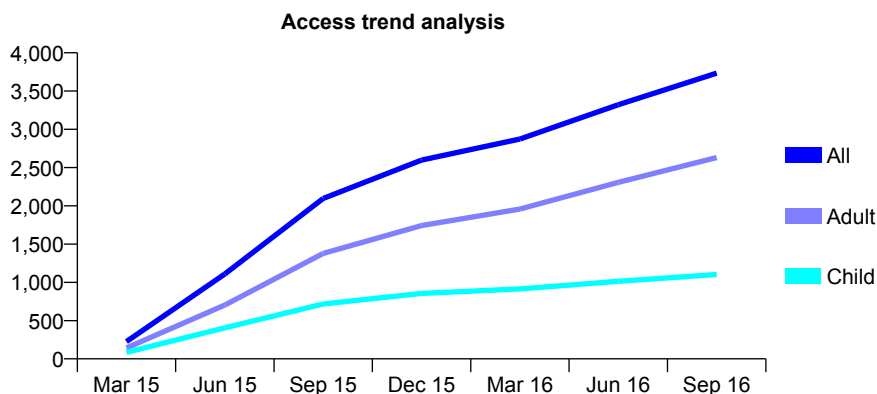
Q63 - Vital Signs At a Glance Contract Report for 772046/0001 - September 2016

Name or company name	MR A PATEL
Contract type name	GDS Contract
Purpose of contract	General
Contract start date	01/03/2015
Contract end date	

16/17 Contracted general activity (UDA)	8,500
Carry forward general activity (UDA)	0
16/17 Contracted orthodontic activity (UOA)	0
Carry forward orthodontic activity (UOA)	0
Baseline contract value	£222,950.91

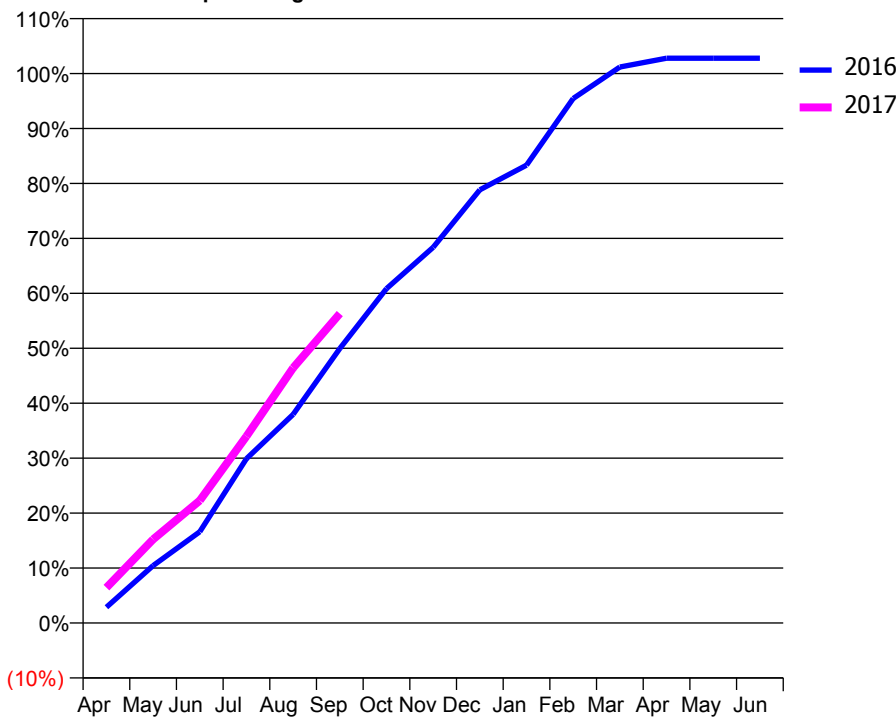
ACCESS*

Patients seen in 24 months	Total	Change since previous quarter
Quarter ending September 2015	2,096	
Quarter ending December 2015	2,597	↑
Quarter ending March 2016	2,873	↑
Quarter ending June 2016	3,321	↑
Quarter ending September 2016	3,734	↑
Variance since September 2015	78.1%	↑



ACTIVITY

Cumulative percentage of contracted UDA delivered 2016 & 2017



Adjusted Scheduled Activity (UDA)

Month	2016	2017
April	243	547
May	888	1,293
June	1,412	1,894
July	2,543	2,890
August	3,228	3,947
September	4,247	4,787
October	5,173	
November	5,811	
December	6,701	
January	7,083	
February	8,114	
March	8,601	
April	8,736	
May	8,736	
June	8,736	

QUALITY

	Quantity	Base Number	Contract	AT	Region	England
% of FP17s for the same patient ID Re-attending within 3 months - Children	72	891	8.1%	10.4%	11.8%	12.4%
% of FP17s for the same patient ID Re-attending within 3 months - Adults	304	1,936	15.7%	15.9%	17.1%	16.7%
% of FP17s for the same patient ID Re-attending between 3 & 9 months - Children	492	891	55.2%	47.1%	45.8%	57.4%
% of FP17s for the same patient ID Re-attending between 3 & 9 months - Adults	710	1,936	36.7%	37.7%	37.6%	50.5%
% of FP17s for Band 1 Urgent Courses	442	2,738	16.1%	10.1%	10.6%	9.1%
% of FP17s Relating to Free Repair or Replacements	17	2,738	0.6%	0.6%	0.6%	0.8%
% of FP17s Relating to Continuations	32	2,738	1.2%	1.1%	0.9%	1.3%
% of Patients satisfied with the dentistry they have received	1	2	N/A	90.5%	90.2%	93.2%
% of Patients satisfied with the time they had to wait for an appointment	2	2	N/A	85.8%	83.8%	89.0%

* This is based on patients treated on this contract for their most recent course of treatment. Figures in italics indicate the base number of FP17s or Patient Questionnaire responses are less than 100. N/A is shown where the base number of responses is less than 10 during the period. % is calculated as Quantity/Base number*100

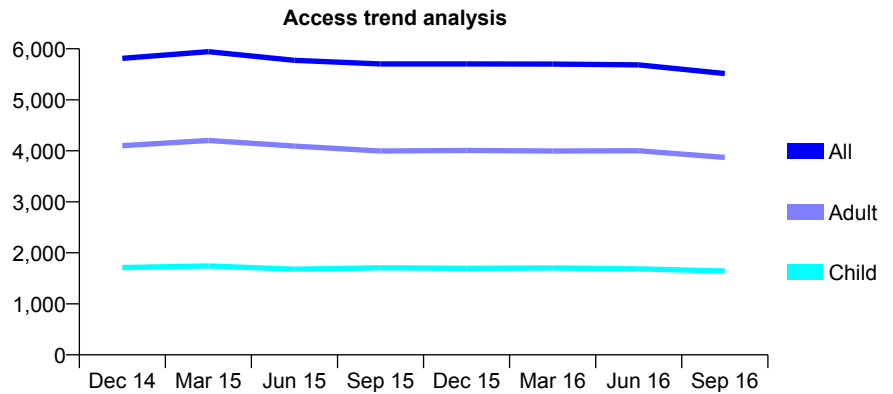
Q63 - Vital Signs At a Glance Contract Report for 772283/0001 - September 2016

Name or company name	Figges Marsh Dental Practice
Contract type name	GDS Contract
Purpose of contract	General
Contract start date	01/04/2006
Contract end date	

16/17 Contracted general activity (UDA)	17,000
Carry forward general activity (UDA)	258
16/17 Contracted orthodontic activity (UOA)	0
Carry forward orthodontic activity (UOA)	0
Baseline contract value	£427,559.89

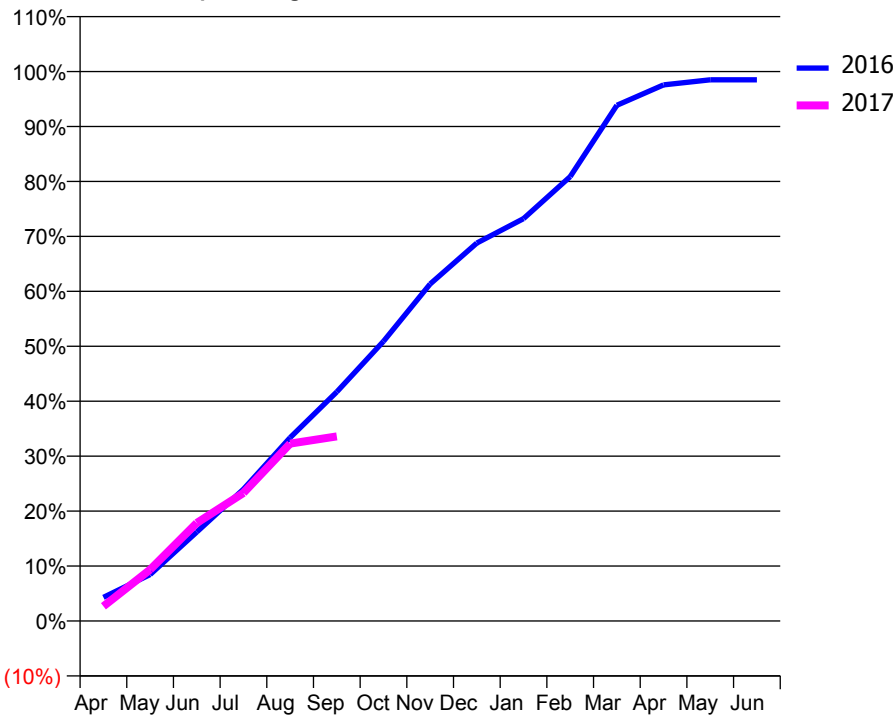
ACCESS*

Patients seen in 24 months	Total	Change since previous quarter
Quarter ending September 2015	5,702	
Quarter ending December 2015	5,702	→
Quarter ending March 2016	5,701	→
Quarter ending June 2016	5,684	→
Quarter ending September 2016	5,514	↓
Variance since September 2015	(3.3%)	↓



ACTIVITY

Cumulative percentage of contracted UDA delivered 2016 & 2017



Month	Adjusted Scheduled Activity (UDA)	
	2016	2017
April	733	457
May	1,438	1,592
June	2,752	3,033
July	4,077	3,963
August	5,674	5,489
September	7,091	5,713
October	8,653	
November	10,425	
December	11,692	
January	12,450	
February	13,748	
March	15,954	
April	16,584	
May	16,744	
June	16,742	

QUALITY

	Quantity	Base Number	Contract	AT	Region	England
% of FP17s for the same patient ID Re-attending within 3 months - Children	48	914	5.3%	10.4%	11.8%	12.4%
% of FP17s for the same patient ID Re-attending within 3 months - Adults	210	1,777	11.8%	15.9%	17.1%	16.7%
% of FP17s for the same patient ID Re-attending between 3 & 9 months - Children	366	914	40.0%	47.1%	45.8%	57.4%
% of FP17s for the same patient ID Re-attending between 3 & 9 months - Adults	691	1,777	38.9%	37.7%	37.6%	50.5%
% of FP17s for Band 1 Urgent Courses	269	2,333	11.5%	10.1%	10.6%	9.1%
% of FP17s Relating to Free Repair or Replacements	20	2,333	0.9%	0.6%	0.6%	0.8%
% of FP17s Relating to Continuations	5	2,333	0.2%	1.1%	0.9%	1.3%
% of Patients satisfied with the dentistry they have received	0	0	N/A	90.5%	90.2%	93.2%
% of Patients satisfied with the time they had to wait for an appointment	0	0	N/A	85.8%	83.8%	89.0%

* This is based on patients treated on this contract for their most recent course of treatment. Figures in italics indicate the base number of FP17s or Patient Questionnaire responses are less than 100. N/A is shown where the base number of responses is less than 10 during the period. % is calculated as Quantity/Base number*100

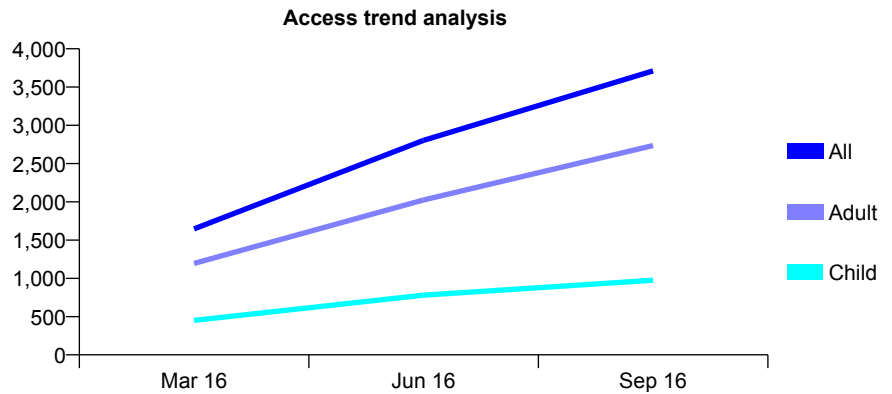
Q63 - Vital Signs At a Glance Contract Report for 775215/0010 - September 2016

Name or company name	MR C PATEL
Contract type name	GDS Contract
Purpose of contract	General and Orthodontic
Contract start date	01/01/2016
Contract end date	

16/17 Contracted general activity (UDA)	23,346
Carry forward general activity (UDA)	931
16/17 Contracted orthodontic activity (UOA)	326
Carry forward orthodontic activity (UOA)	8
Baseline contract value	£757,050.52

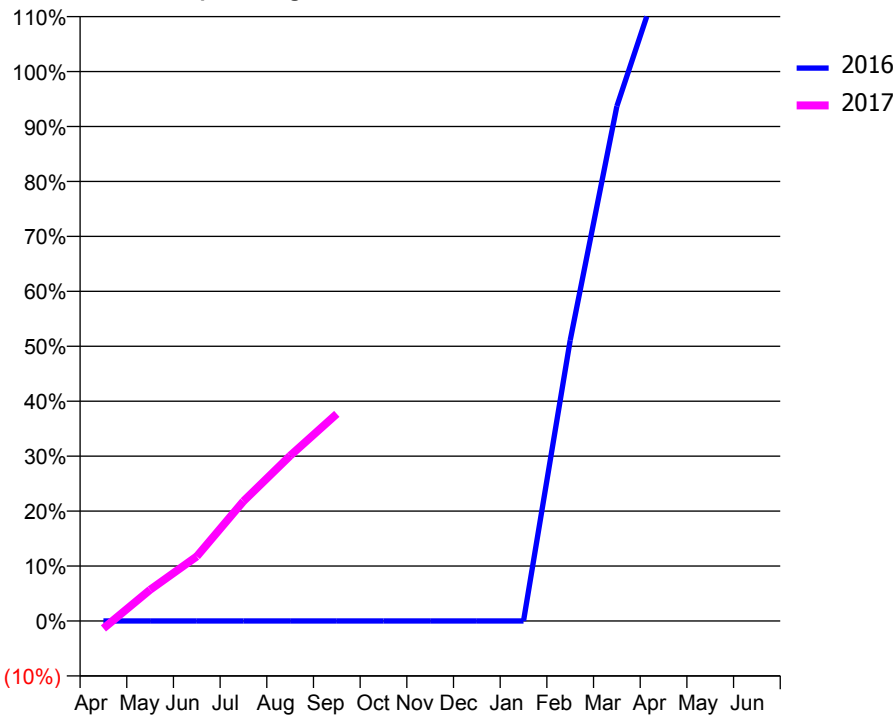
ACCESS*

Patients seen in 24 months	Total	Change since previous quarter
Quarter ending September 2015	0	
Quarter ending December 2015	0	
Quarter ending March 2016	1,646	
Quarter ending June 2016	2,804	↑
Quarter ending September 2016	3,711	↑
Variance since September 2015	N/A	



ACTIVITY

Cumulative percentage of contracted UDA delivered 2016 & 2017



Month	Adjusted Scheduled Activity (UDA)	
	2016	2017
April	0	-322
May	0	1,329
June	0	2,746
July	0	5,090
August	0	7,022
September	0	8,804
October	0	
November	0	
December	0	
January	0	
February	2,983	
March	5,468	
April	6,955	
May	6,955	
June	6,955	

QUALITY

	Quantity	Base Number	Contract	AT	Region	England
% of FP17s for the same patient ID Re-attending within 3 months - Children	33	816	4.0%	10.4%	11.8%	12.4%
% of FP17s for the same patient ID Re-attending within 3 months - Adults	235	2,346	10.0%	15.9%	17.1%	16.7%
% of FP17s for the same patient ID Re-attending between 3 & 9 months - Children	145	816	17.8%	47.1%	45.8%	57.4%
% of FP17s for the same patient ID Re-attending between 3 & 9 months - Adults	355	2,346	15.1%	37.7%	37.6%	50.5%
% of FP17s for Band 1 Urgent Courses	224	2,826	7.9%	10.1%	10.6%	9.1%
% of FP17s Relating to Free Repair or Replacements	2	2,826	0.1%	0.6%	0.6%	0.8%
% of FP17s Relating to Continuations	14	2,826	0.5%	1.1%	0.9%	1.3%
% of Patients satisfied with the dentistry they have received	0	0	N/A	90.5%	90.2%	93.2%
% of Patients satisfied with the time they had to wait for an appointment	0	0	N/A	85.8%	83.8%	89.0%

* This is based on patients treated on this contract for their most recent course of treatment. Figures in italics indicate the base number of FP17s or Patient Questionnaire responses are less than 100. N/A is shown where the base number of responses is less than 10 during the period. % is calculated as Quantity/Base number*100

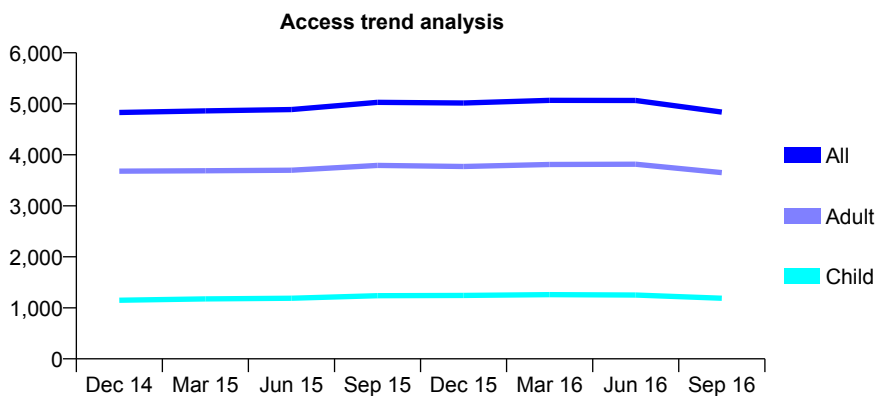
Q63 - Vital Signs At a Glance Contract Report for 775304/0001 - September 2016

Name or company name	Sokhi and Deval
Contract type name	GDS Contract
Purpose of contract	General
Contract start date	19/04/2008
Contract end date	

16/17 Contracted general activity (UDA)	15,500
Carry forward general activity (UDA)	321
16/17 Contracted orthodontic activity (UOA)	0
Carry forward orthodontic activity (UOA)	0
Baseline contract value	£351,583.41

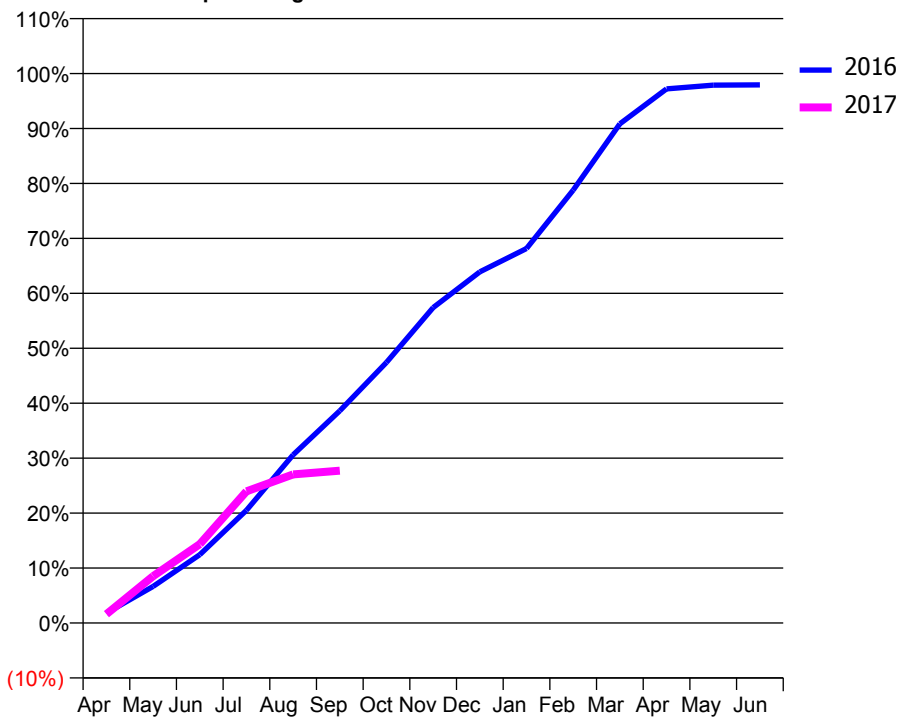
ACCESS*

Patients seen in 24 months	Total	Change since previous quarter
Quarter ending September 2015	5,028	
Quarter ending December 2015	5,015	→
Quarter ending March 2016	5,069	→
Quarter ending June 2016	5,066	→
Quarter ending September 2016	4,839	↓
Variance since September 2015	(3.8%)	↓



ACTIVITY

Cumulative percentage of contracted UDA delivered 2016 & 2017



Adjusted Scheduled Activity (UDA)

Month	2016	2017
April	280	251
May	1,033	1,324
June	1,928	2,224
July	3,180	3,715
August	4,743	4,192
September	5,986	4,297
October	7,352	
November	8,898	
December	9,906	
January	10,563	
February	12,212	
March	14,080	
April	15,067	
May	15,170	
June	15,179	

QUALITY

	Quantity	Base Number	Contract	AT	Region	England
% of FP17s for the same patient ID Re-attending within 3 months - Children	31	510	6.1%	10.4%	11.8%	12.4%
% of FP17s for the same patient ID Re-attending within 3 months - Adults	205	1,474	13.9%	15.9%	17.1%	16.7%
% of FP17s for the same patient ID Re-attending between 3 & 9 months - Children	190	510	37.3%	47.1%	45.8%	57.4%
% of FP17s for the same patient ID Re-attending between 3 & 9 months - Adults	472	1,474	32.0%	37.7%	37.6%	50.5%
% of FP17s for Band 1 Urgent Courses	149	1,678	8.9%	10.1%	10.6%	9.1%
% of FP17s Relating to Free Repair or Replacements	22	1,678	1.3%	0.6%	0.6%	0.8%
% of FP17s Relating to Continuations	31	1,678	1.8%	1.1%	0.9%	1.3%
% of Patients satisfied with the dentistry they have received	3	3	N/A	90.5%	90.2%	93.2%
% of Patients satisfied with the time they had to wait for an appointment	3	3	N/A	85.8%	83.8%	89.0%

* This is based on patients treated on this contract for their most recent course of treatment. Figures in italics indicate the base number of FP17s or Patient Questionnaire responses are less than 100. N/A is shown where the base number of responses is less than 10 during the period. % is calculated as Quantity/Base number*100

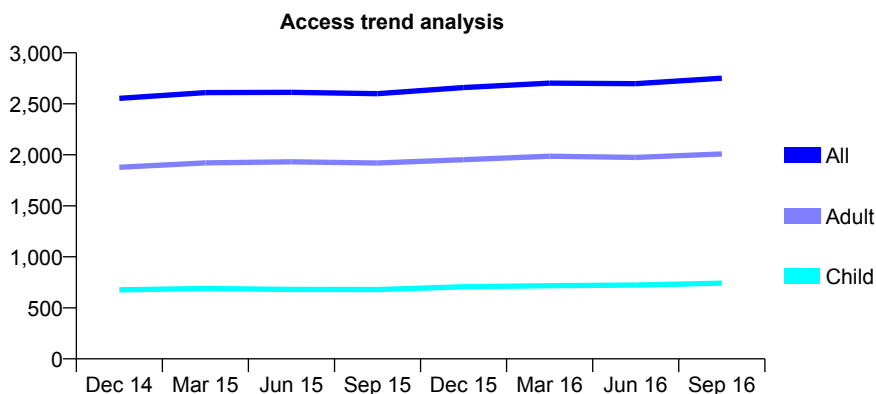
Q63 - Vital Signs At a Glance Contract Report for 776513/0002 - September 2016

Name or company name	MS P GUPTA
Contract type name	GDS Contract
Purpose of contract	General
Contract start date	09/03/2007
Contract end date	

16/17 Contracted general activity (UDA)	7,716
Carry forward general activity (UDA)	0
16/17 Contracted orthodontic activity (UOA)	0
Carry forward orthodontic activity (UOA)	0
Baseline contract value	£198,896.49

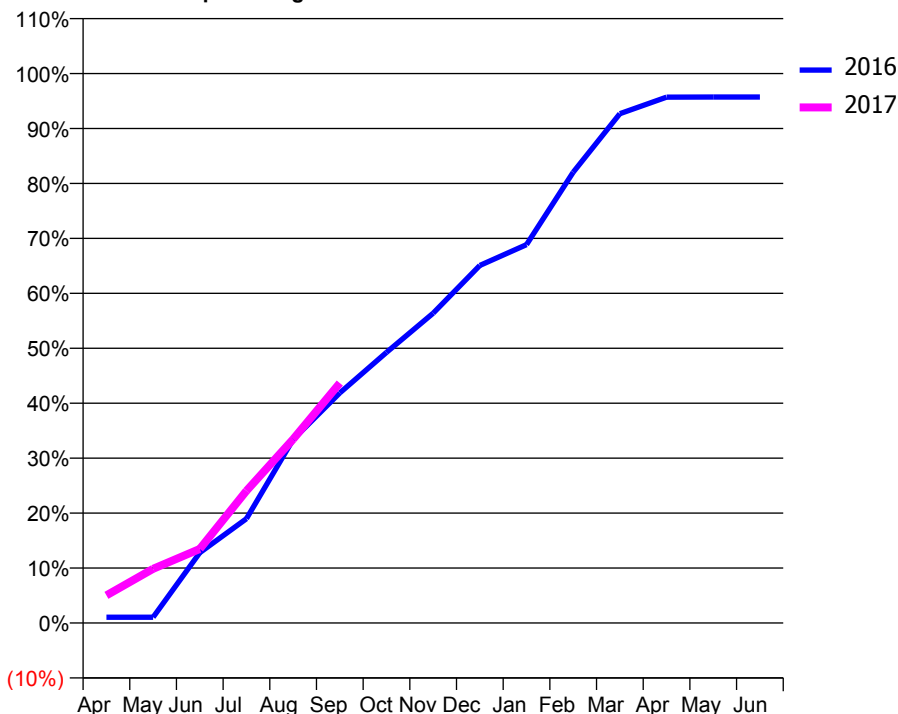
ACCESS*

Patients seen in 24 months	Total	Change since previous quarter
Quarter ending September 2015	2,599	
Quarter ending December 2015	2,659	↑
Quarter ending March 2016	2,703	→
Quarter ending June 2016	2,697	→
Quarter ending September 2016	2,751	↑
Variance since September 2015	5.8%	↑



ACTIVITY

Cumulative percentage of contracted UDA delivered 2016 & 2017



Month	Adjusted Scheduled Activity (UDA)	
	2016	2017
April	81	389
May	81	760
June	988	1,040
July	1,465	1,856
August	2,577	2,581
September	3,231	3,370
October	3,799	
November	4,350	
December	5,022	
January	5,313	
February	6,329	
March	7,152	
April	7,384	
May	7,385	
June	7,385	

QUALITY

	Quantity	Base Number	Contract	AT	Region	England
% of FP17s for the same patient ID Re-attending within 3 months - Children	74	528	14.0%	10.4%	11.8%	12.4%
% of FP17s for the same patient ID Re-attending within 3 months - Adults	262	1,351	19.4%	15.9%	17.1%	16.7%
% of FP17s for the same patient ID Re-attending between 3 & 9 months - Children	238	528	45.1%	47.1%	45.8%	57.4%
% of FP17s for the same patient ID Re-attending between 3 & 9 months - Adults	610	1,351	45.2%	37.7%	37.6%	50.5%
% of FP17s for Band 1 Urgent Courses	148	1,755	8.4%	10.1%	10.6%	9.1%
% of FP17s Relating to Free Repair or Replacements	42	1,755	2.4%	0.6%	0.6%	0.8%
% of FP17s Relating to Continuations	50	1,755	2.8%	1.1%	0.9%	1.3%
% of Patients satisfied with the dentistry they have received	3	4	N/A	90.5%	90.2%	93.2%
% of Patients satisfied with the time they had to wait for an appointment	3	4	N/A	85.8%	83.8%	89.0%

* This is based on patients treated on this contract for their most recent course of treatment. Figures in italics indicate the base number of FP17s or Patient Questionnaire responses are less than 100. N/A is shown where the base number of responses is less than 10 during the period. % is calculated as Quantity/Base number*100

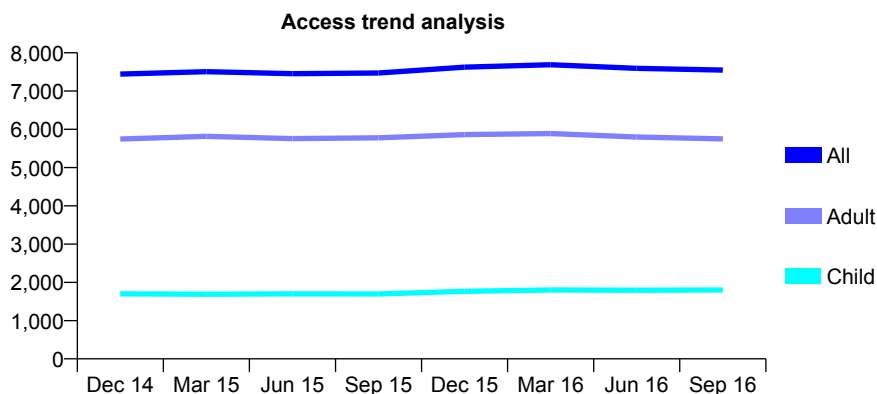
Q63 - Vital Signs At a Glance Contract Report for 781584/0001 - September 2016

Name or company name	MR M KANANI
Contract type name	GDS Contract
Purpose of contract	General
Contract start date	01/04/2007
Contract end date	

16/17 Contracted general activity (UDA)	26,302
Carry forward general activity (UDA)	0
16/17 Contracted orthodontic activity (UOA)	0
Carry forward orthodontic activity (UOA)	0
Baseline contract value	£696,947.95

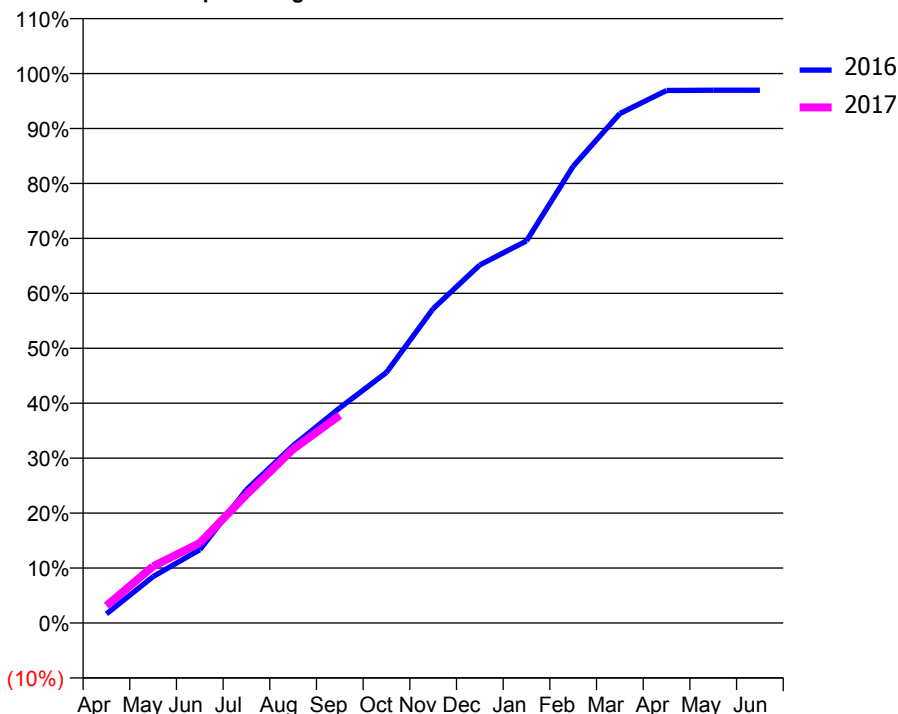
ACCESS*

Patients seen in 24 months	Total	Change since previous quarter
Quarter ending September 2015	7,473	
Quarter ending December 2015	7,626	↑
Quarter ending March 2016	7,688	→
Quarter ending June 2016	7,594	↓
Quarter ending September 2016	7,550	→
Variance since September 2015	1.0%	→



ACTIVITY

Cumulative percentage of contracted UDA delivered 2016 & 2017



Month	Adjusted Scheduled Activity (UDA)	
	2016	2017
April	440	824
May	2,222	2,717
June	3,505	3,834
July	6,381	6,144
August	8,494	8,321
September	10,301	9,940
October	11,995	
November	15,050	
December	17,140	
January	18,289	
February	21,866	
March	24,388	
April	25,491	
May	25,500	
June	25,500	

QUALITY

	Quantity	Base Number	Contract	AT	Region	England
% of FP17s for the same patient ID Re-attending within 3 months - Children	77	927	8.3%	10.4%	11.8%	12.4%
% of FP17s for the same patient ID Re-attending within 3 months - Adults	373	2,640	14.1%	15.9%	17.1%	16.7%
% of FP17s for the same patient ID Re-attending between 3 & 9 months - Children	337	927	36.4%	47.1%	45.8%	57.4%
% of FP17s for the same patient ID Re-attending between 3 & 9 months - Adults	820	2,640	31.1%	37.7%	37.6%	50.5%
% of FP17s for Band 1 Urgent Courses	258	3,252	7.9%	10.1%	10.6%	9.1%
% of FP17s Relating to Free Repair or Replacements	0	3,252	0.0%	0.6%	0.6%	0.8%
% of FP17s Relating to Continuations	75	3,252	2.3%	1.1%	0.9%	1.3%
% of Patients satisfied with the dentistry they have received	3	3	N/A	90.5%	90.2%	93.2%
% of Patients satisfied with the time they had to wait for an appointment	3	3	N/A	85.8%	83.8%	89.0%

* This is based on patients treated on this contract for their most recent course of treatment. Figures in italics indicate the base number of FP17s or Patient Questionnaire responses are less than 100. N/A is shown where the base number of responses is less than 10 during the period. % is calculated as Quantity/Base number*100

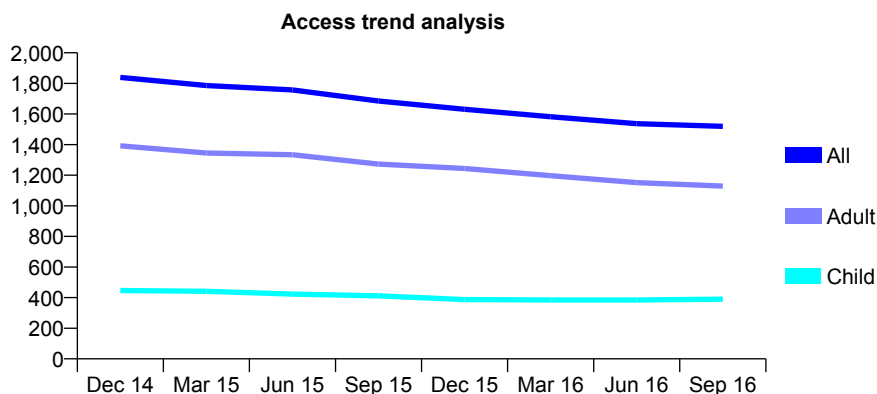
Q63 - Vital Signs At a Glance Contract Report for 781789/0001 - September 2016

Name or company name	MS L HAGHOZAR
Contract type name	GDS Contract
Purpose of contract	General
Contract start date	01/04/2006
Contract end date	

16/17 Contracted general activity (UDA)	5,596
Carry forward general activity (UDA)	0
16/17 Contracted orthodontic activity (UOA)	0
Carry forward orthodontic activity (UOA)	0
Baseline contract value	£157,326.90

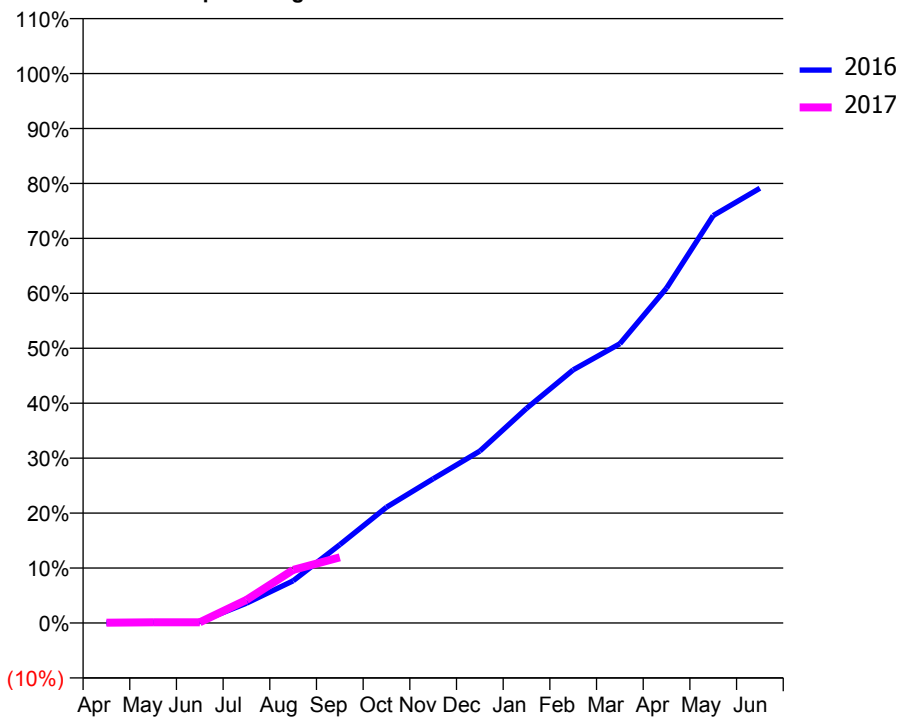
ACCESS*

Patients seen in 24 months	Total	Change since previous quarter
Quarter ending September 2015	1,685	
Quarter ending December 2015	1,631	↓
Quarter ending March 2016	1,582	↓
Quarter ending June 2016	1,537	↓
Quarter ending September 2016	1,519	↓
Variance since September 2015	(9.9%)	↓



ACTIVITY

Cumulative percentage of contracted UDA delivered 2016 & 2017



Adjusted Scheduled Activity (UDA)

Month	2016	2017
April	1	3
May	8	7
June	11	8
July	201	235
August	430	541
September	797	669
October	1,180	
November	1,468	
December	1,751	
January	2,185	
February	2,578	
March	2,844	
April	3,410	
May	4,149	
June	4,427	

QUALITY

	Quantity	Base Number	Contract	AT	Region	England
% of FP17s for the same patient ID Re-attending within 3 months - Children	7	161	4.3%	10.4%	11.8%	12.4%
% of FP17s for the same patient ID Re-attending within 3 months - Adults	32	466	6.9%	15.9%	17.1%	16.7%
% of FP17s for the same patient ID Re-attending between 3 & 9 months - Children	44	161	27.3%	47.1%	45.8%	57.4%
% of FP17s for the same patient ID Re-attending between 3 & 9 months - Adults	146	466	31.3%	37.7%	37.6%	50.5%
% of FP17s for Band 1 Urgent Courses	3	277	1.1%	10.1%	10.6%	9.1%
% of FP17s Relating to Free Repair or Replacements	1	277	0.4%	0.6%	0.6%	0.8%
% of FP17s Relating to Continuations	2	277	0.7%	1.1%	0.9%	1.3%
% of Patients satisfied with the dentistry they have received	3	5	N/A	90.5%	90.2%	93.2%
% of Patients satisfied with the time they had to wait for an appointment	4	5	N/A	85.8%	83.8%	89.0%

* This is based on patients treated on this contract for their most recent course of treatment. Figures in italics indicate the base number of FP17s or Patient Questionnaire responses are less than 100. N/A is shown where the base number of responses is less than 10 during the period. % is calculated as Quantity/Base number*100

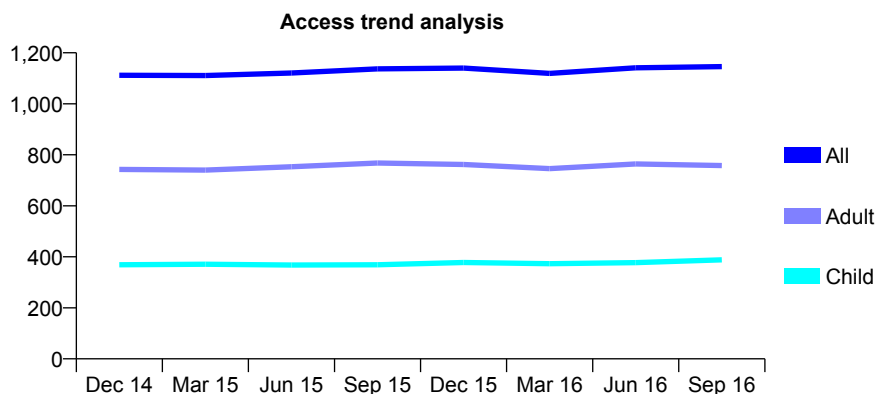
Q63 - Vital Signs At a Glance Contract Report for 781819/0001 - September 2016

Name or company name	MRS I AZENABOR
Contract type name	GDS Contract
Purpose of contract	General
Contract start date	01/04/2011
Contract end date	

16/17 Contracted general activity (UDA)	2,519
Carry forward general activity (UDA)	0
16/17 Contracted orthodontic activity (UOA)	0
Carry forward orthodontic activity (UOA)	0
Baseline contract value	£64,666.75

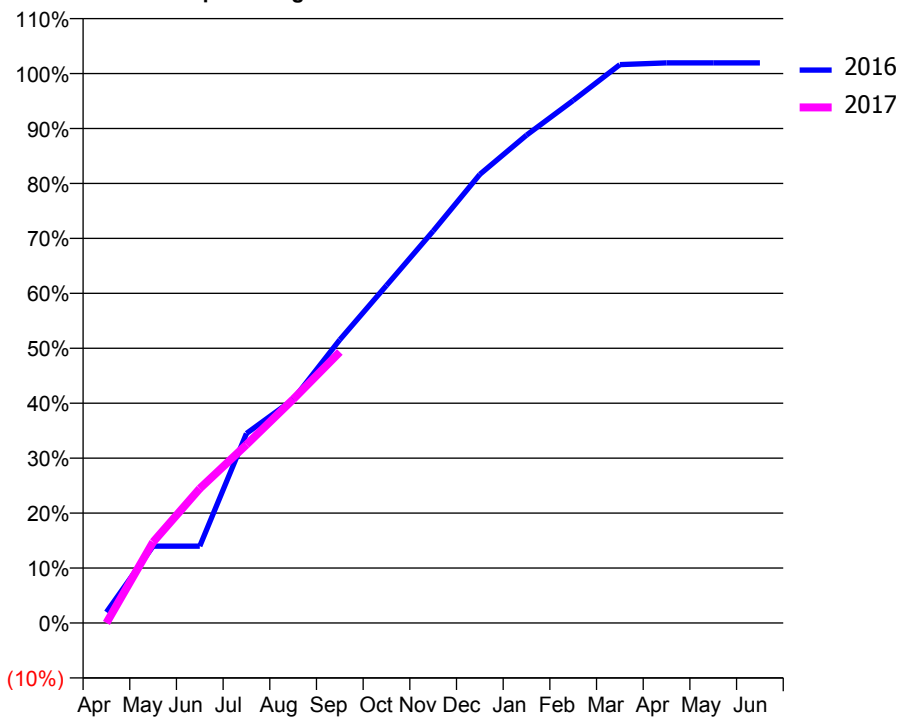
ACCESS*

Patients seen in 24 months	Total	Change since previous quarter
Quarter ending September 2015	1,137	
Quarter ending December 2015	1,140	→
Quarter ending March 2016	1,119	↓
Quarter ending June 2016	1,141	→
Quarter ending September 2016	1,146	→
Variance since September 2015	0.8%	→



ACTIVITY

Cumulative percentage of contracted UDA delivered 2016 & 2017



Adjusted Scheduled Activity (UDA)

Month	2016	2017
April	50	0
May	352	371
June	352	616
July	869	818
August	1,025	1,025
September	1,299	1,242
October	1,547	
November	1,797	
December	2,057	
January	2,237	
February	2,396	
March	2,560	
April	2,568	
May	2,568	
June	2,568	

QUALITY

	Quantity	Base Number	Contract	AT	Region	England
% of FP17s for the same patient ID Re-attending within 3 months - Children	14	232	6.0%	10.4%	11.8%	12.4%
% of FP17s for the same patient ID Re-attending within 3 months - Adults	33	386	8.5%	15.9%	17.1%	16.7%
% of FP17s for the same patient ID Re-attending between 3 & 9 months - Children	96	232	41.4%	47.1%	45.8%	57.4%
% of FP17s for the same patient ID Re-attending between 3 & 9 months - Adults	183	386	47.4%	37.7%	37.6%	50.5%
% of FP17s for Band 1 Urgent Courses	41	611	6.7%	10.1%	10.6%	9.1%
% of FP17s Relating to Free Repair or Replacements	0	611	0.0%	0.6%	0.6%	0.8%
% of FP17s Relating to Continuations	1	611	0.2%	1.1%	0.9%	1.3%
% of Patients satisfied with the dentistry they have received	0	0	N/A	90.5%	90.2%	93.2%
% of Patients satisfied with the time they had to wait for an appointment	0	0	N/A	85.8%	83.8%	89.0%

* This is based on patients treated on this contract for their most recent course of treatment. Figures in italics indicate the base number of FP17s or Patient Questionnaire responses are less than 100. N/A is shown where the base number of responses is less than 10 during the period. % is calculated as Quantity/Base number*100

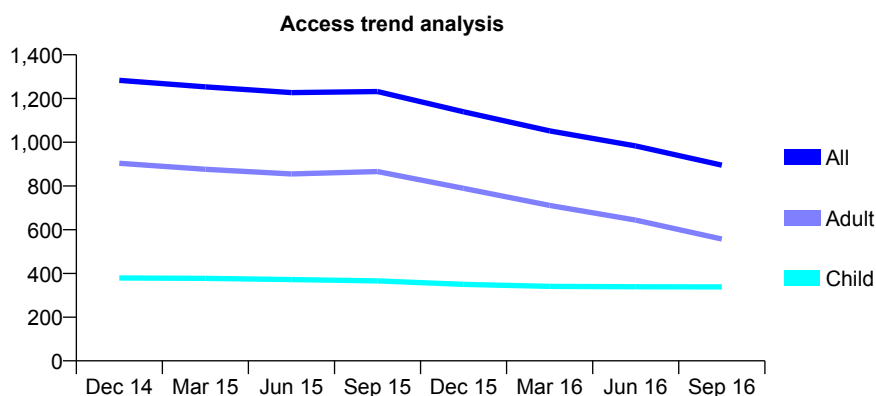
Q63 - Vital Signs At a Glance Contract Report for 794694/0001 - September 2016

Name or company name	Shirley Park Dental Surgery
Contract type name	GDS Contract
Purpose of contract	General
Contract start date	01/04/2006
Contract end date	

16/17 Contracted general activity (UDA)	1,344
Carry forward general activity (UDA)	0
16/17 Contracted orthodontic activity (UOA)	0
Carry forward orthodontic activity (UOA)	0
Baseline contract value	£29,976.36

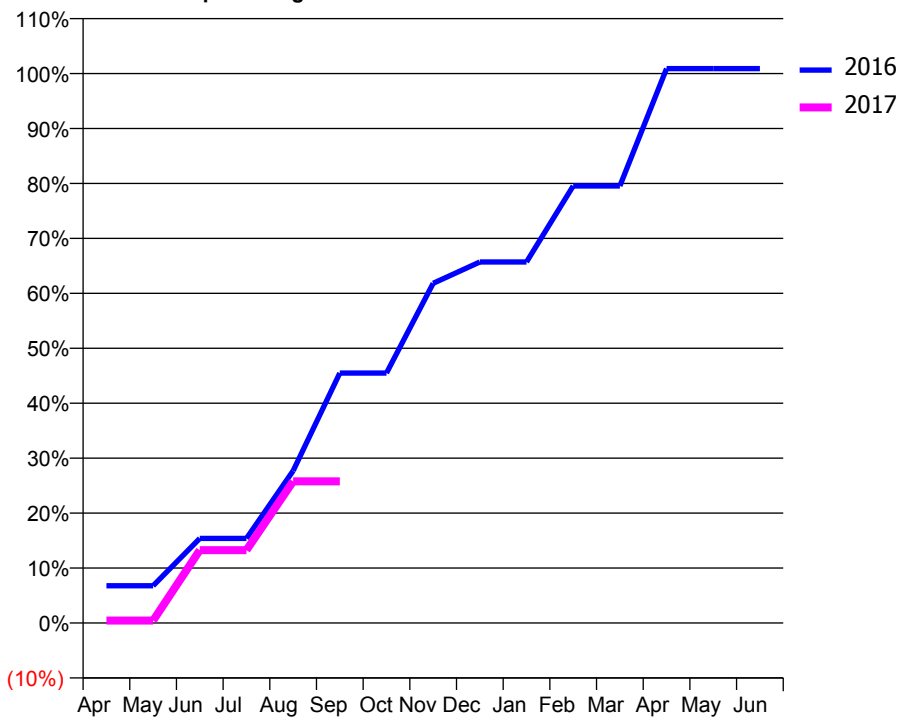
ACCESS*

Patients seen in 24 months	Total	Change since previous quarter
Quarter ending September 2015	1,232	
Quarter ending December 2015	1,139	↓
Quarter ending March 2016	1,052	↓
Quarter ending June 2016	983	↓
Quarter ending September 2016	895	↓
Variance since September 2015	(27.4%)	↓



ACTIVITY

Cumulative percentage of contracted UDA delivered 2016 & 2017



Adjusted Scheduled Activity (UDA)

Month	2016	2017
April	91	6
May	91	6
June	207	178
July	207	178
August	372	346
September	611	346
October	611	
November	831	
December	883	
January	883	
February	1,069	
March	1,069	
April	1,356	
May	1,356	
June	1,356	

QUALITY

	Quantity	Base Number	Contract	AT	Region	England
% of FP17s for the same patient ID Re-attending within 3 months - Children	29	257	11.3%	10.4%	11.8%	12.4%
% of FP17s for the same patient ID Re-attending within 3 months - Adults	24	103	23.3%	15.9%	17.1%	16.7%
% of FP17s for the same patient ID Re-attending between 3 & 9 months - Children	151	257	58.8%	47.1%	45.8%	57.4%
% of FP17s for the same patient ID Re-attending between 3 & 9 months - Adults	51	103	49.5%	37.7%	37.6%	50.5%
% of FP17s for Band 1 Urgent Courses	2	200	1.0%	10.1%	10.6%	9.1%
% of FP17s Relating to Free Repair or Replacements	1	200	0.5%	0.6%	0.6%	0.8%
% of FP17s Relating to Continuations	9	200	4.5%	1.1%	0.9%	1.3%
% of Patients satisfied with the dentistry they have received	0	0	N/A	90.5%	90.2%	93.2%
% of Patients satisfied with the time they had to wait for an appointment	0	0	N/A	85.8%	83.8%	89.0%

* This is based on patients treated on this contract for their most recent course of treatment. Figures in italics indicate the base number of FP17s or Patient Questionnaire responses are less than 100. N/A is shown where the base number of responses is less than 10 during the period. % is calculated as Quantity/Base number*100

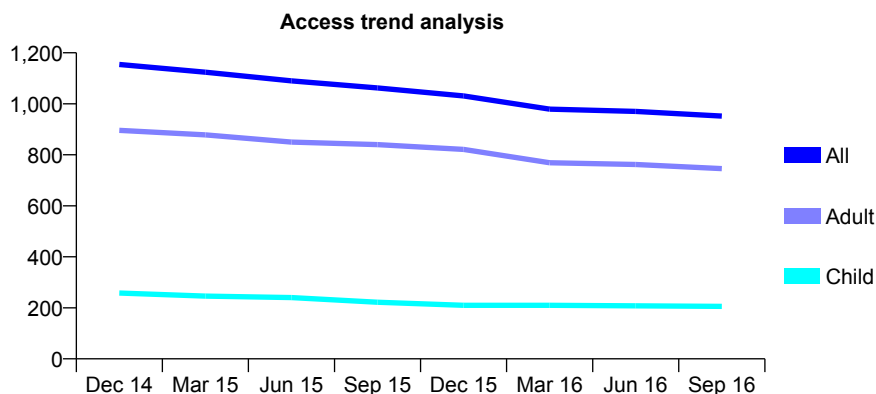
Q63 - Vital Signs At a Glance Contract Report for 795860/0001 - September 2016

Name or company name	MR S KHAN
Contract type name	GDS Contract
Purpose of contract	General
Contract start date	01/04/2006
Contract end date	

16/17 Contracted general activity (UDA)	4,000
Carry forward general activity (UDA)	-2
16/17 Contracted orthodontic activity (UOA)	0
Carry forward orthodontic activity (UOA)	0
Baseline contract value	£95,967.24

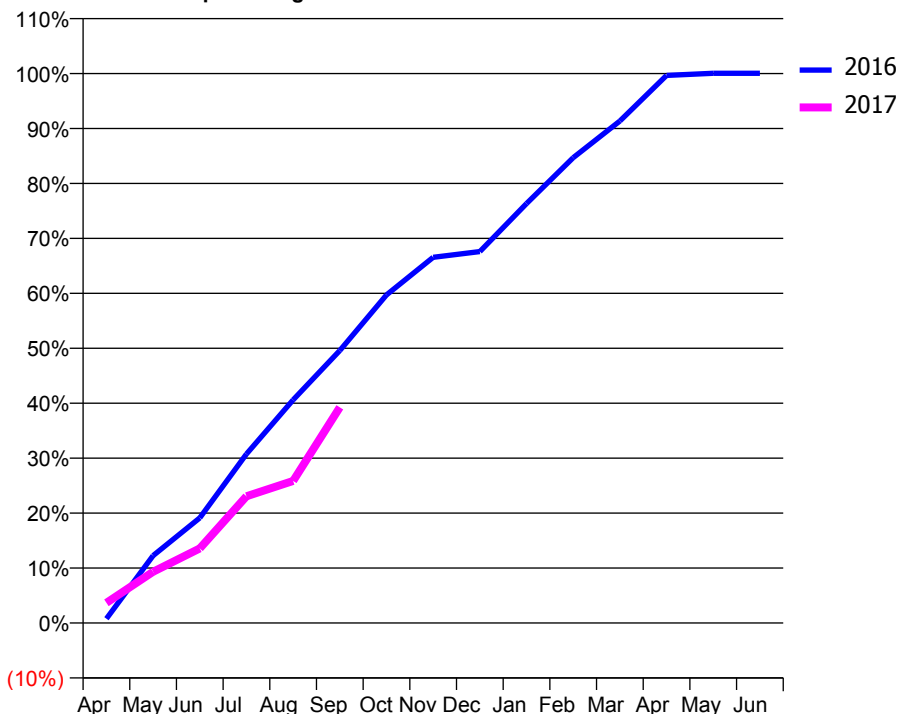
ACCESS*

Patients seen in 24 months	Total	Change since previous quarter
Quarter ending September 2015	1,062	
Quarter ending December 2015	1,031	↓
Quarter ending March 2016	979	↓
Quarter ending June 2016	970	→
Quarter ending September 2016	952	↓
Variance since September 2015	(10.4%)	↓



ACTIVITY

Cumulative percentage of contracted UDA delivered 2016 & 2017



Adjusted Scheduled Activity (UDA)

Month	2016	2017
April	32	147
May	491	373
June	766	543
July	1,231	922
August	1,625	1,034
September	1,984	1,570
October	2,388	
November	2,662	
December	2,704	
January	3,053	
February	3,387	
March	3,654	
April	3,986	
May	4,002	
June	4,002	

QUALITY

	Quantity	Base Number	Contract	AT	Region	England
% of FP17s for the same patient ID Re-attending within 3 months - Children	7	116	6.0%	10.4%	11.8%	12.4%
% of FP17s for the same patient ID Re-attending within 3 months - Adults	36	374	9.6%	15.9%	17.1%	16.7%
% of FP17s for the same patient ID Re-attending between 3 & 9 months - Children	48	116	41.4%	47.1%	45.8%	57.4%
% of FP17s for the same patient ID Re-attending between 3 & 9 months - Adults	146	374	39.0%	37.7%	37.6%	50.5%
% of FP17s for Band 1 Urgent Courses	3	405	0.7%	10.1%	10.6%	9.1%
% of FP17s Relating to Free Repair or Replacements	0	405	0.0%	0.6%	0.6%	0.8%
% of FP17s Relating to Continuations	2	405	0.5%	1.1%	0.9%	1.3%
% of Patients satisfied with the dentistry they have received	2	2	N/A	90.5%	90.2%	93.2%
% of Patients satisfied with the time they had to wait for an appointment	2	2	N/A	85.8%	83.8%	89.0%

* This is based on patients treated on this contract for their most recent course of treatment. Figures in italics indicate the base number of FP17s or Patient Questionnaire responses are less than 100. N/A is shown where the base number of responses is less than 10 during the period. % is calculated as Quantity/Base number*100

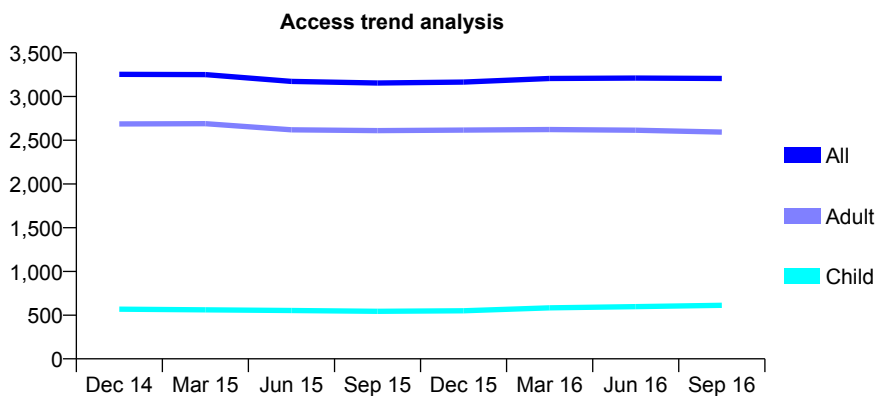
Q63 - Vital Signs At a Glance Contract Report for 801011/0001 - September 2016

Name or company name	MR H KELAY
Contract type name	GDS Contract
Purpose of contract	General
Contract start date	01/04/2006
Contract end date	

16/17 Contracted general activity (UDA)	11,000
Carry forward general activity (UDA)	0
16/17 Contracted orthodontic activity (UOA)	0
Carry forward orthodontic activity (UOA)	0
Baseline contract value	£250,782.05

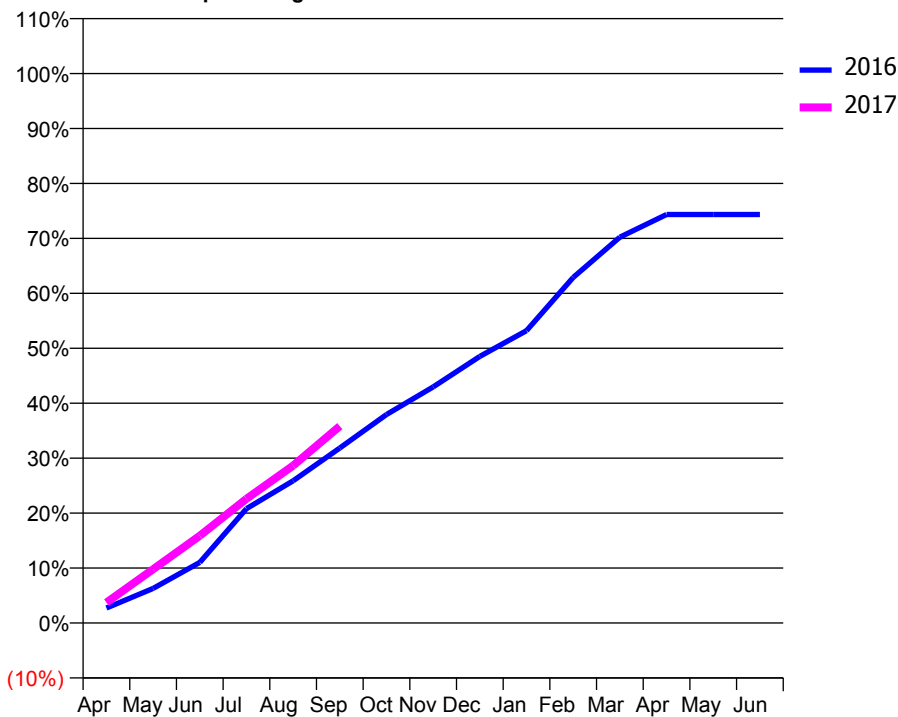
ACCESS*

Patients seen in 24 months	Total	Change since previous quarter
Quarter ending September 2015	3,154	
Quarter ending December 2015	3,166	→
Quarter ending March 2016	3,207	→
Quarter ending June 2016	3,211	→
Quarter ending September 2016	3,206	→
Variance since September 2015	1.6%	→



ACTIVITY

Cumulative percentage of contracted UDA delivered 2016 & 2017



Month	Adjusted Scheduled Activity (UDA)	
	2016	2017
April	300	411
May	693	1,077
June	1,214	1,747
July	2,288	2,486
August	2,847	3,151
September	3,502	3,941
October	4,173	
November	4,726	
December	5,336	
January	5,853	
February	6,916	
March	7,724	
April	8,177	
May	8,177	
June	8,177	

QUALITY

	Quantity	Base Number	Contract	AT	Region	England
% of FP17s for the same patient ID Re-attending within 3 months - Children	21	384	5.5%	10.4%	11.8%	12.4%
% of FP17s for the same patient ID Re-attending within 3 months - Adults	169	1,423	11.9%	15.9%	17.1%	16.7%
% of FP17s for the same patient ID Re-attending between 3 & 9 months - Children	146	384	38.0%	47.1%	45.8%	57.4%
% of FP17s for the same patient ID Re-attending between 3 & 9 months - Adults	620	1,423	43.6%	37.7%	37.6%	50.5%
% of FP17s for Band 1 Urgent Courses	79	1,539	5.1%	10.1%	10.6%	9.1%
% of FP17s Relating to Free Repair or Replacements	3	1,539	0.2%	0.6%	0.6%	0.8%
% of FP17s Relating to Continuations	27	1,539	1.8%	1.1%	0.9%	1.3%
% of Patients satisfied with the dentistry they have received	0	0	N/A	90.5%	90.2%	93.2%
% of Patients satisfied with the time they had to wait for an appointment	0	0	N/A	85.8%	83.8%	89.0%

* This is based on patients treated on this contract for their most recent course of treatment. Figures in italics indicate the base number of FP17s or Patient Questionnaire responses are less than 100. N/A is shown where the base number of responses is less than 10 during the period. % is calculated as Quantity/Base number*100

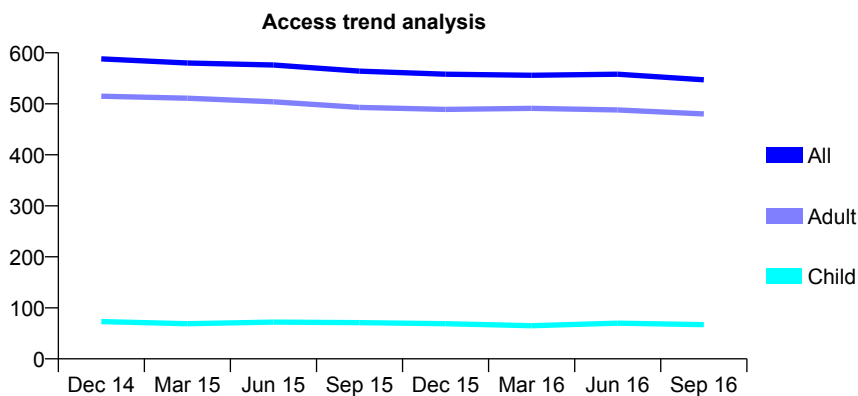
Q63 - Vital Signs At a Glance Contract Report for 801321/0002 - September 2016

Name or company name	MR AJ WEISS
Contract type name	GDS Contract
Purpose of contract	General
Contract start date	01/04/2006
Contract end date	

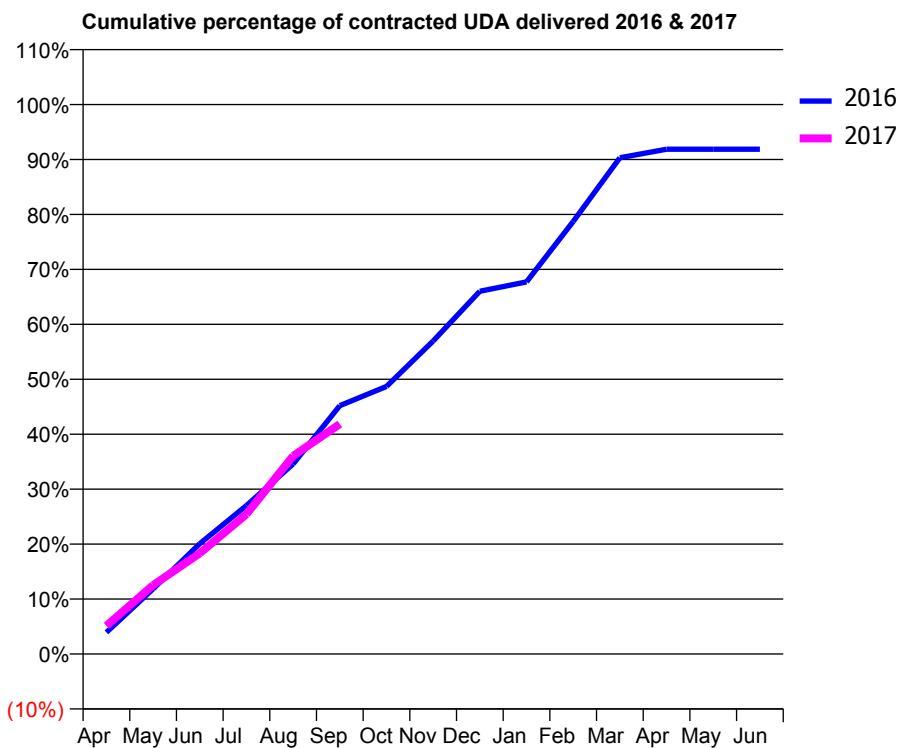
16/17 Contracted general activity (UDA)	1,800
Carry forward general activity (UDA)	0
16/17 Contracted orthodontic activity (UOA)	0
Carry forward orthodontic activity (UOA)	0
Baseline contract value	£37,059.91

ACCESS*

Patients seen in 24 months	Total	Change since previous quarter
Quarter ending September 2015	564	
Quarter ending December 2015	558	↓
Quarter ending March 2016	556	→
Quarter ending June 2016	558	→
Quarter ending September 2016	547	↓
Variance since September 2015	(3.0%)	↓



ACTIVITY



Month	Adjusted Scheduled Activity (UDA)	
	2016	2017
April	71	92
May	213	226
June	362	330
July	486	458
August	623	649
September	813	753
October	877	
November	1,026	
December	1,188	
January	1,219	
February	1,417	
March	1,625	
April	1,654	
May	1,654	
June	1,654	

QUALITY

	Quantity	Base Number	Contract	AT	Region	England
% of FP17s for the same patient ID Re-attending within 3 months - Children	1	46	2.2%	10.4%	11.8%	12.4%
% of FP17s for the same patient ID Re-attending within 3 months - Adults	52	377	13.8%	15.9%	17.1%	16.7%
% of FP17s for the same patient ID Re-attending between 3 & 9 months - Children	30	46	65.2%	47.1%	45.8%	57.4%
% of FP17s for the same patient ID Re-attending between 3 & 9 months - Adults	254	377	67.4%	37.7%	37.6%	50.5%
% of FP17s for Band 1 Urgent Courses	37	408	9.1%	10.1%	10.6%	9.1%
% of FP17s Relating to Free Repair or Replacements	0	408	0.0%	0.6%	0.6%	0.8%
% of FP17s Relating to Continuations	3	408	0.7%	1.1%	0.9%	1.3%
% of Patients satisfied with the dentistry they have received	0	0	N/A	90.5%	90.2%	93.2%
% of Patients satisfied with the time they had to wait for an appointment	0	0	N/A	85.8%	83.8%	89.0%

* This is based on patients treated on this contract for their most recent course of treatment. Figures in italics indicate the base number of FP17s or Patient Questionnaire responses are less than 100. N/A is shown where the base number of responses is less than 10 during the period. % is calculated as Quantity/Base number*100

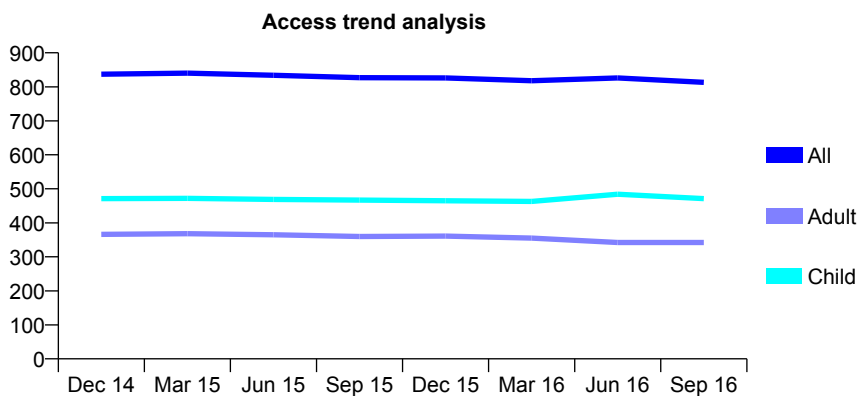
Q63 - Vital Signs At a Glance Contract Report for 801518/0001 - September 2016

Name or company name	MR DH KEEN
Contract type name	GDS Contract
Purpose of contract	General
Contract start date	01/04/2006
Contract end date	

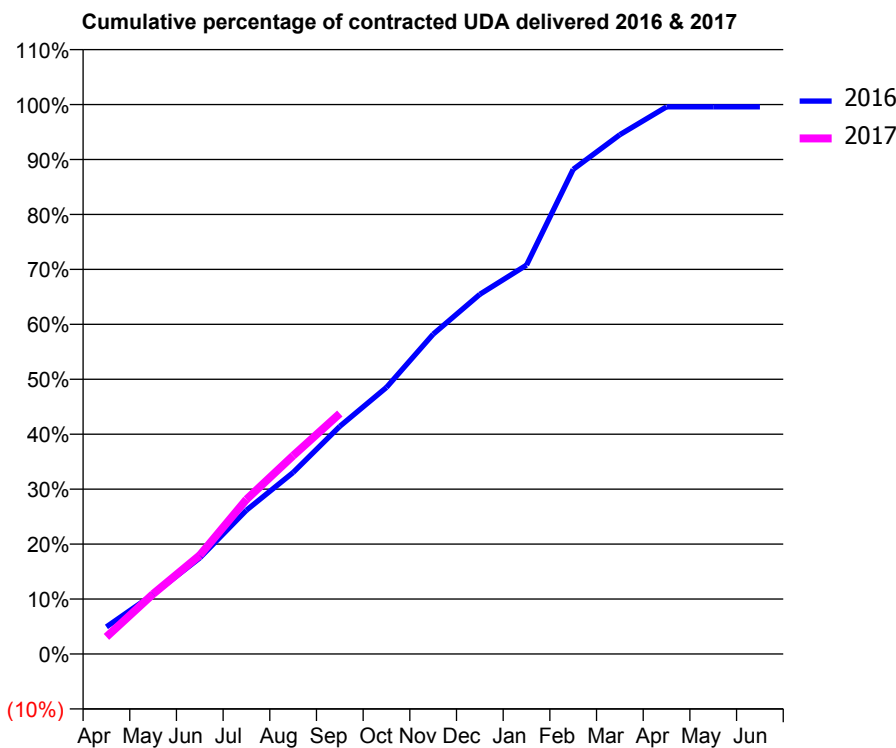
16/17 Contracted general activity (UDA)	2,287
Carry forward general activity (UDA)	9
16/17 Contracted orthodontic activity (UOA)	0
Carry forward orthodontic activity (UOA)	0
Baseline contract value	£58,876.43

ACCESS*

Patients seen in 24 months	Total	Change since previous quarter
Quarter ending September 2015	827	
Quarter ending December 2015	826	→
Quarter ending March 2016	818	→
Quarter ending June 2016	826	→
Quarter ending September 2016	813	↓
Variance since September 2015	(1.7%)	↓



ACTIVITY



Month	Adjusted Scheduled Activity (UDA)	
	2016	2017
April	113	71
May	248	250
June	400	411
July	599	644
August	756	826
September	947	1,001
October	1,110	
November	1,331	
December	1,497	
January	1,618	
February	2,017	
March	2,161	
April	2,278	
May	2,278	
June	2,278	

QUALITY

	Quantity	Base Number	Contract	AT	Region	England
% of FP17s for the same patient ID Re-attending within 3 months - Children	19	344	5.5%	10.4%	11.8%	12.4%
% of FP17s for the same patient ID Re-attending within 3 months - Adults	30	214	14.0%	15.9%	17.1%	16.7%
% of FP17s for the same patient ID Re-attending between 3 & 9 months - Children	193	344	56.1%	47.1%	45.8%	57.4%
% of FP17s for the same patient ID Re-attending between 3 & 9 months - Adults	106	214	49.5%	37.7%	37.6%	50.5%
% of FP17s for Band 1 Urgent Courses	19	507	3.7%	10.1%	10.6%	9.1%
% of FP17s Relating to Free Repair or Replacements	0	507	0.0%	0.6%	0.6%	0.8%
% of FP17s Relating to Continuations	0	507	0.0%	1.1%	0.9%	1.3%
% of Patients satisfied with the dentistry they have received	2	2	N/A	90.5%	90.2%	93.2%
% of Patients satisfied with the time they had to wait for an appointment	2	2	N/A	85.8%	83.8%	89.0%

* This is based on patients treated on this contract for their most recent course of treatment. Figures in italics indicate the base number of FP17s or Patient Questionnaire responses are less than 100. N/A is shown where the base number of responses is less than 10 during the period. % is calculated as Quantity/Base number*100

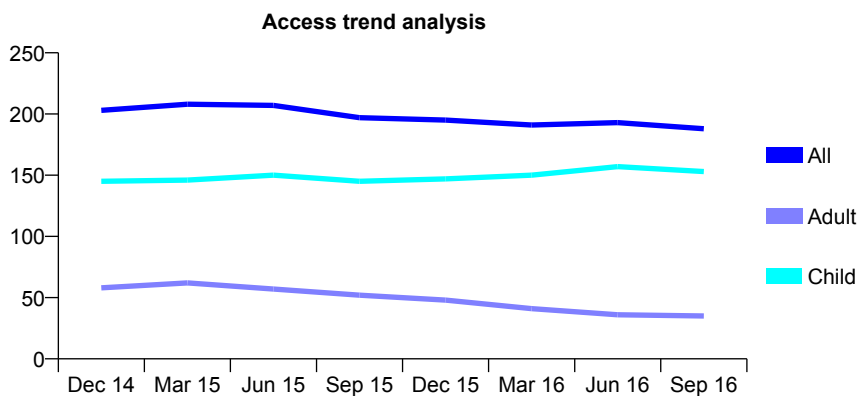
Q63 - Vital Signs At a Glance Contract Report for 801976/0001 - September 2016

Name or company name	MR BG GRUNDY
Contract type name	GDS Contract
Purpose of contract	General
Contract start date	01/04/2006
Contract end date	

16/17 Contracted general activity (UDA)	400
Carry forward general activity (UDA)	0
16/17 Contracted orthodontic activity (UOA)	0
Carry forward orthodontic activity (UOA)	0
Baseline contract value	£10,758.79

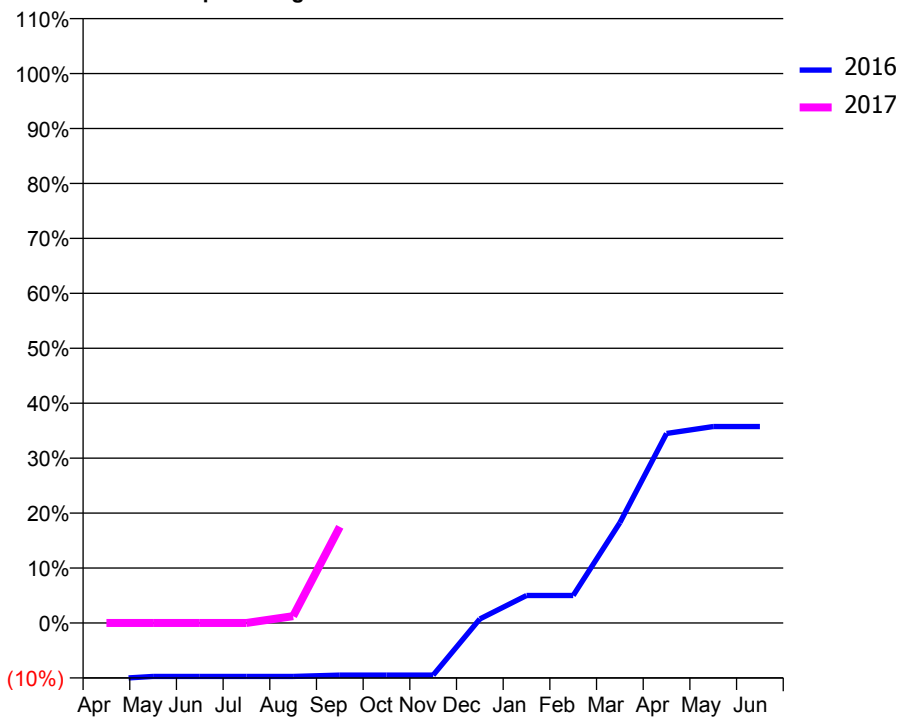
ACCESS*

Patients seen in 24 months	Total	Change since previous quarter
Quarter ending September 2015	197	
Quarter ending December 2015	195	↓
Quarter ending March 2016	191	↓
Quarter ending June 2016	193	→
Quarter ending September 2016	188	↓
Variance since September 2015	(4.6%)	↓



ACTIVITY

Cumulative percentage of contracted UDA delivered 2016 & 2017



Month	Adjusted Scheduled Activity (UDA)	
	2016	2017
April	-41	0
May	-39	0
June	-39	0
July	-39	0
August	-39	5
September	-38	70
October	-38	
November	-38	
December	3	
January	20	
February	20	
March	73	
April	138	
May	143	
June	143	

QUALITY

	Quantity	Base Number	Contract	AT	Region	England
% of FP17s for the same patient ID Re-attending within 3 months - Children	1	70	1.4%	10.4%	11.8%	12.4%
% of FP17s for the same patient ID Re-attending within 3 months - Adults	0	10	0.0%	15.9%	17.1%	16.7%
% of FP17s for the same patient ID Re-attending between 3 & 9 months - Children	20	70	28.6%	47.1%	45.8%	57.4%
% of FP17s for the same patient ID Re-attending between 3 & 9 months - Adults	0	10	0.0%	37.7%	37.6%	50.5%
% of FP17s for Band 1 Urgent Courses	0	34	0.0%	10.1%	10.6%	9.1%
% of FP17s Relating to Free Repair or Replacements	0	34	0.0%	0.6%	0.6%	0.8%
% of FP17s Relating to Continuations	0	34	0.0%	1.1%	0.9%	1.3%
% of Patients satisfied with the dentistry they have received	0	0	N/A	90.5%	90.2%	93.2%
% of Patients satisfied with the time they had to wait for an appointment	0	0	N/A	85.8%	83.8%	89.0%

* This is based on patients treated on this contract for their most recent course of treatment. Figures in italics indicate the base number of FP17s or Patient Questionnaire responses are less than 100. N/A is shown where the base number of responses is less than 10 during the period. % is calculated as Quantity/Base number*100

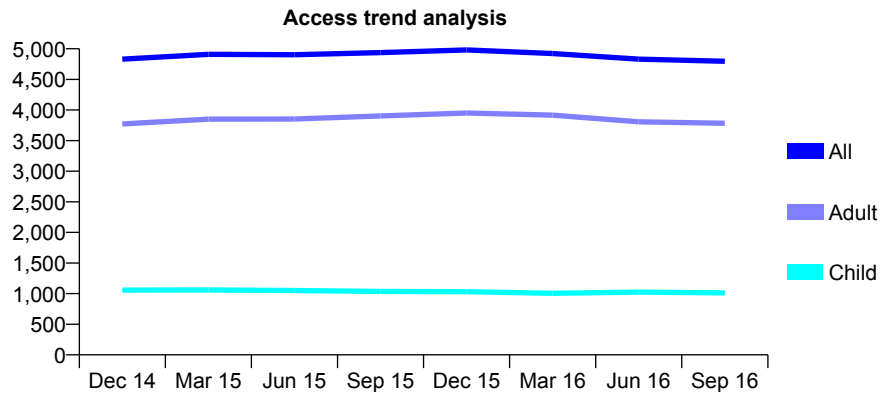
Q63 - Vital Signs At a Glance Contract Report for 803804/0001 - September 2016

Name or company name	MR PW CHALLIS
Contract type name	GDS Contract
Purpose of contract	General
Contract start date	01/04/2006
Contract end date	

16/17 Contracted general activity (UDA)	13,632
Carry forward general activity (UDA)	0
16/17 Contracted orthodontic activity (UOA)	0
Carry forward orthodontic activity (UOA)	0
Baseline contract value	£352,017.12

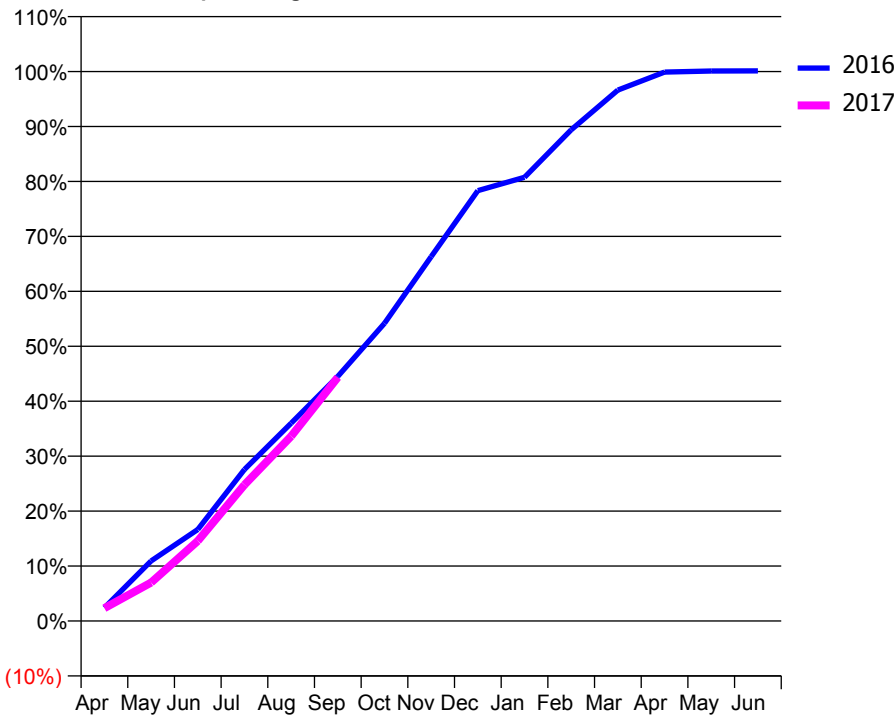
ACCESS*

Patients seen in 24 months	Total	Change since previous quarter
Quarter ending September 2015	4,938	
Quarter ending December 2015	4,982	→
Quarter ending March 2016	4,922	↓
Quarter ending June 2016	4,832	↓
Quarter ending September 2016	4,796	→
Variance since September 2015	(2.9%)	↓



ACTIVITY

Cumulative percentage of contracted UDA delivered 2016 & 2017



Month	Adjusted Scheduled Activity (UDA)	
	2016	2017
April	331	319
May	1,490	955
June	2,272	1,987
July	3,758	3,378
August	4,906	4,582
September	6,068	6,045
October	7,385	
November	9,039	
December	10,678	
January	11,008	
February	12,184	
March	13,170	
April	13,617	
May	13,643	
June	13,648	

QUALITY

	Quantity	Base Number	Contract	AT	Region	England
% of FP17s for the same patient ID Re-attending within 3 months - Children	29	632	4.6%	10.4%	11.8%	12.4%
% of FP17s for the same patient ID Re-attending within 3 months - Adults	184	1,782	10.3%	15.9%	17.1%	16.7%
% of FP17s for the same patient ID Re-attending between 3 & 9 months - Children	266	632	42.1%	47.1%	45.8%	57.4%
% of FP17s for the same patient ID Re-attending between 3 & 9 months - Adults	628	1,782	35.2%	37.7%	37.6%	50.5%
% of FP17s for Band 1 Urgent Courses	140	2,266	6.2%	10.1%	10.6%	9.1%
% of FP17s Relating to Free Repair or Replacements	17	2,266	0.8%	0.6%	0.6%	0.8%
% of FP17s Relating to Continuations	7	2,266	0.3%	1.1%	0.9%	1.3%
% of Patients satisfied with the dentistry they have received	3	3	N/A	90.5%	90.2%	93.2%
% of Patients satisfied with the time they had to wait for an appointment	3	3	N/A	85.8%	83.8%	89.0%

* This is based on patients treated on this contract for their most recent course of treatment. Figures in italics indicate the base number of FP17s or Patient Questionnaire responses are less than 100. N/A is shown where the base number of responses is less than 10 during the period. % is calculated as Quantity/Base number*100

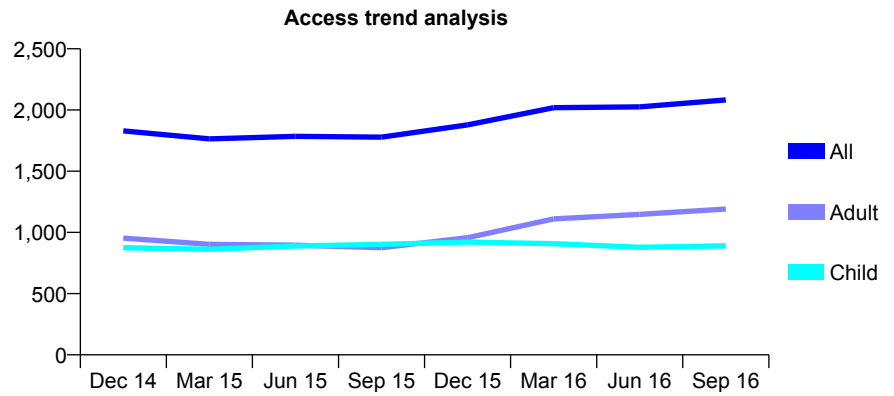
Q63 - Vital Signs At a Glance Contract Report for 808601/0001 - September 2016

Name or company name	MR GM BURR
Contract type name	GDS Contract
Purpose of contract	General
Contract start date	01/04/2006
Contract end date	

16/17 Contracted general activity (UDA)	4,000
Carry forward general activity (UDA)	3
16/17 Contracted orthodontic activity (UOA)	0
Carry forward orthodontic activity (UOA)	0
Baseline contract value	£102,976.08

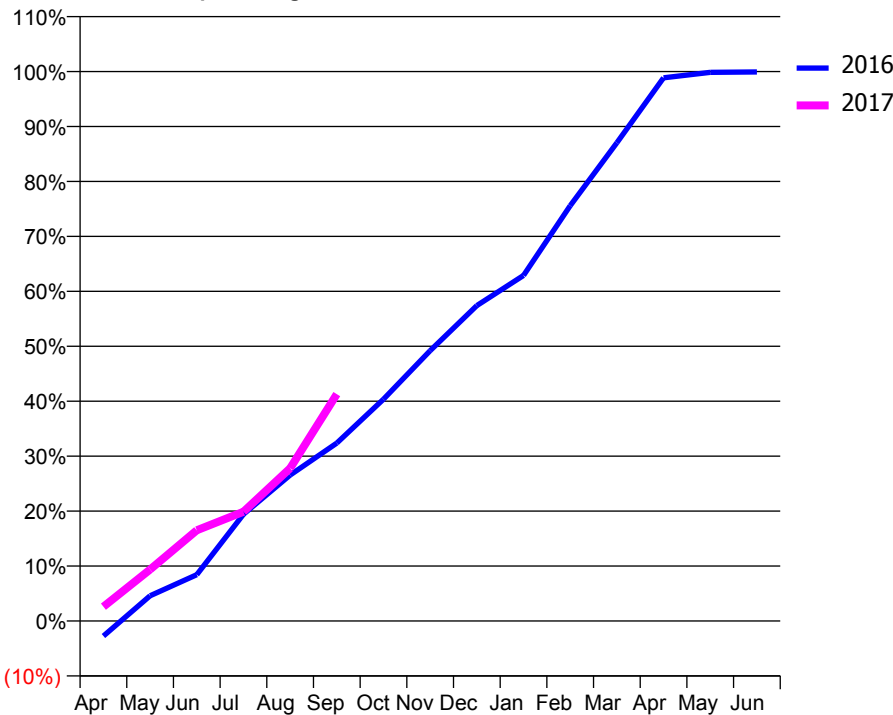
ACCESS*

Patients seen in 24 months	Total	Change since previous quarter
Quarter ending September 2015	1,778	
Quarter ending December 2015	1,878	↑
Quarter ending March 2016	2,019	↑
Quarter ending June 2016	2,026	→
Quarter ending September 2016	2,082	↑
Variance since September 2015	17.1%	↑



ACTIVITY

Cumulative percentage of contracted UDA delivered 2016 & 2017



Month	Adjusted Scheduled Activity (UDA)	
	2016	2017
April	-110	105
May	184	375
June	337	660
July	777	795
August	1,062	1,112
September	1,295	1,651
October	1,615	
November	1,968	
December	2,296	
January	2,515	
February	3,023	
March	3,481	
April	3,954	
May	3,994	
June	3,997	

QUALITY

	Quantity	Base Number	Contract	AT	Region	England
% of FP17s for the same patient ID Re-attending within 3 months - Children	26	472	5.5%	10.4%	11.8%	12.4%
% of FP17s for the same patient ID Re-attending within 3 months - Adults	72	597	12.1%	15.9%	17.1%	16.7%
% of FP17s for the same patient ID Re-attending between 3 & 9 months - Children	191	472	40.5%	47.1%	45.8%	57.4%
% of FP17s for the same patient ID Re-attending between 3 & 9 months - Adults	162	597	27.1%	37.7%	37.6%	50.5%
% of FP17s for Band 1 Urgent Courses	40	854	4.7%	10.1%	10.6%	9.1%
% of FP17s Relating to Free Repair or Replacements	1	854	0.1%	0.6%	0.6%	0.8%
% of FP17s Relating to Continuations	0	854	0.0%	1.1%	0.9%	1.3%
% of Patients satisfied with the dentistry they have received	1	2	N/A	90.5%	90.2%	93.2%
% of Patients satisfied with the time they had to wait for an appointment	1	2	N/A	85.8%	83.8%	89.0%

* This is based on patients treated on this contract for their most recent course of treatment. Figures in italics indicate the base number of FP17s or Patient Questionnaire responses are less than 100. N/A is shown where the base number of responses is less than 10 during the period. % is calculated as Quantity/Base number*100

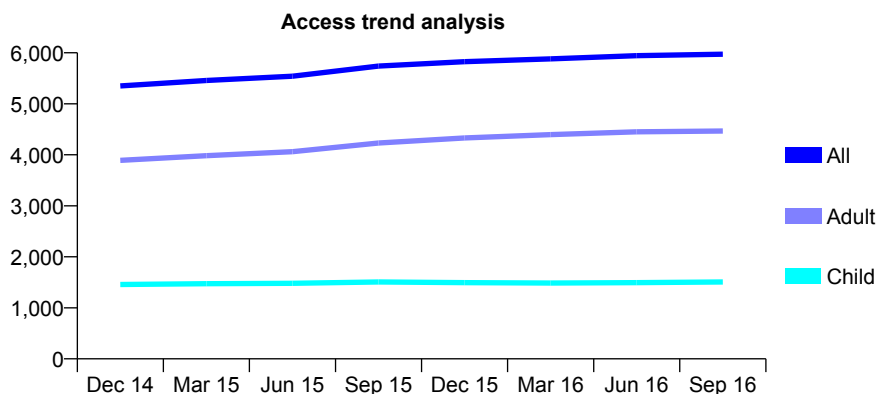
Q63 - Vital Signs At a Glance Contract Report for 809365/0001 - September 2016

Name or company name	MR CJ WETTON
Contract type name	GDS Contract
Purpose of contract	General
Contract start date	01/08/2012
Contract end date	

16/17 Contracted general activity (UDA)	14,364
Carry forward general activity (UDA)	0
16/17 Contracted orthodontic activity (UOA)	0
Carry forward orthodontic activity (UOA)	0
Baseline contract value	£369,243.25

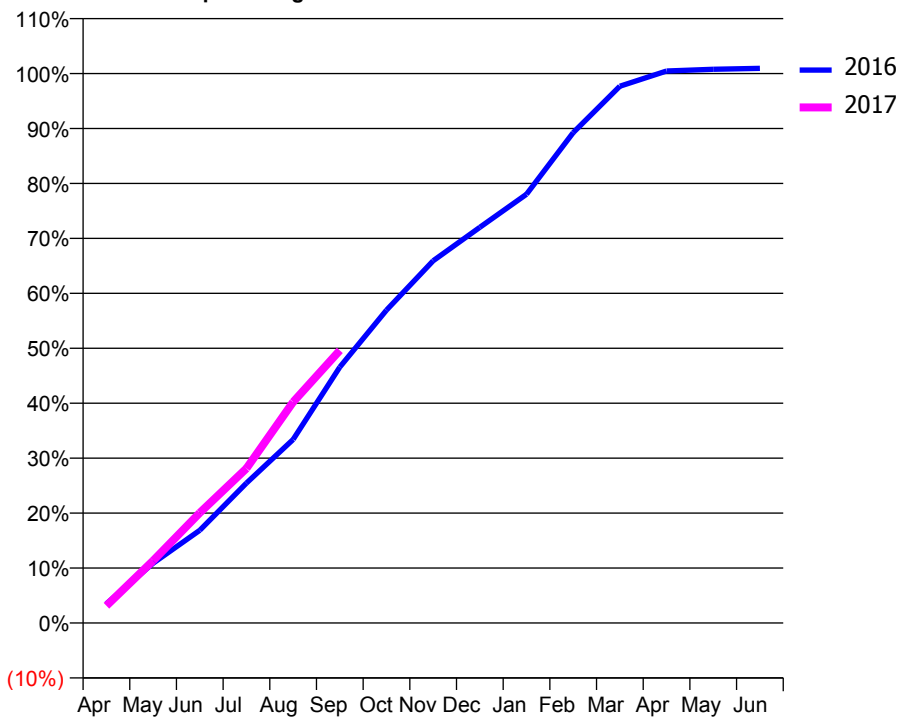
ACCESS*

Patients seen in 24 months	Total	Change since previous quarter
Quarter ending September 2015	5,739	
Quarter ending December 2015	5,825	→
Quarter ending March 2016	5,880	→
Quarter ending June 2016	5,945	→
Quarter ending September 2016	5,973	→
Variance since September 2015	4.1%	↑



ACTIVITY

Cumulative percentage of contracted UDA delivered 2016 & 2017



Month	Adjusted Scheduled Activity (UDA)	
	2016	2017
April	502	452
May	1,564	1,628
June	2,425	2,880
July	3,657	4,040
August	4,800	5,777
September	6,692	7,127
October	8,180	
November	9,471	
December	10,344	
January	11,207	
February	12,817	
March	14,032	
April	14,430	
May	14,474	
June	14,500	

QUALITY

	Quantity	Base Number	Contract	AT	Region	England
% of FP17s for the same patient ID Re-attending within 3 months - Children	48	990	4.8%	10.4%	11.8%	12.4%
% of FP17s for the same patient ID Re-attending within 3 months - Adults	326	2,732	11.9%	15.9%	17.1%	16.7%
% of FP17s for the same patient ID Re-attending between 3 & 9 months - Children	407	990	41.1%	47.1%	45.8%	57.4%
% of FP17s for the same patient ID Re-attending between 3 & 9 months - Adults	1,074	2,732	39.3%	37.7%	37.6%	50.5%
% of FP17s for Band 1 Urgent Courses	203	3,491	5.8%	10.1%	10.6%	9.1%
% of FP17s Relating to Free Repair or Replacements	45	3,491	1.3%	0.6%	0.6%	0.8%
% of FP17s Relating to Continuations	71	3,491	2.0%	1.1%	0.9%	1.3%
% of Patients satisfied with the dentistry they have received	5	5	N/A	90.5%	90.2%	93.2%
% of Patients satisfied with the time they had to wait for an appointment	4	5	N/A	85.8%	83.8%	89.0%

* This is based on patients treated on this contract for their most recent course of treatment. Figures in italics indicate the base number of FP17s or Patient Questionnaire responses are less than 100. N/A is shown where the base number of responses is less than 10 during the period. % is calculated as Quantity/Base number*100

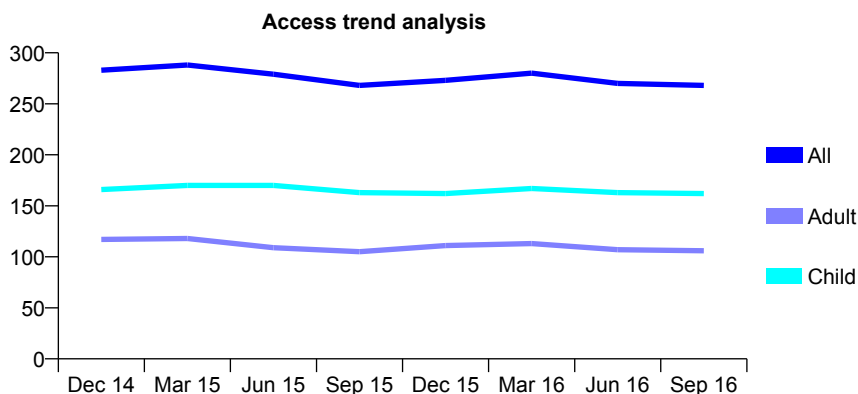
Q63 - Vital Signs At a Glance Contract Report for 810576/0001 - September 2016

Name or company name	MR RA PEREIRA
Contract type name	GDS Contract
Purpose of contract	General
Contract start date	01/04/2006
Contract end date	

16/17 Contracted general activity (UDA)	600
Carry forward general activity (UDA)	0
16/17 Contracted orthodontic activity (UOA)	0
Carry forward orthodontic activity (UOA)	0
Baseline contract value	£16,200.87

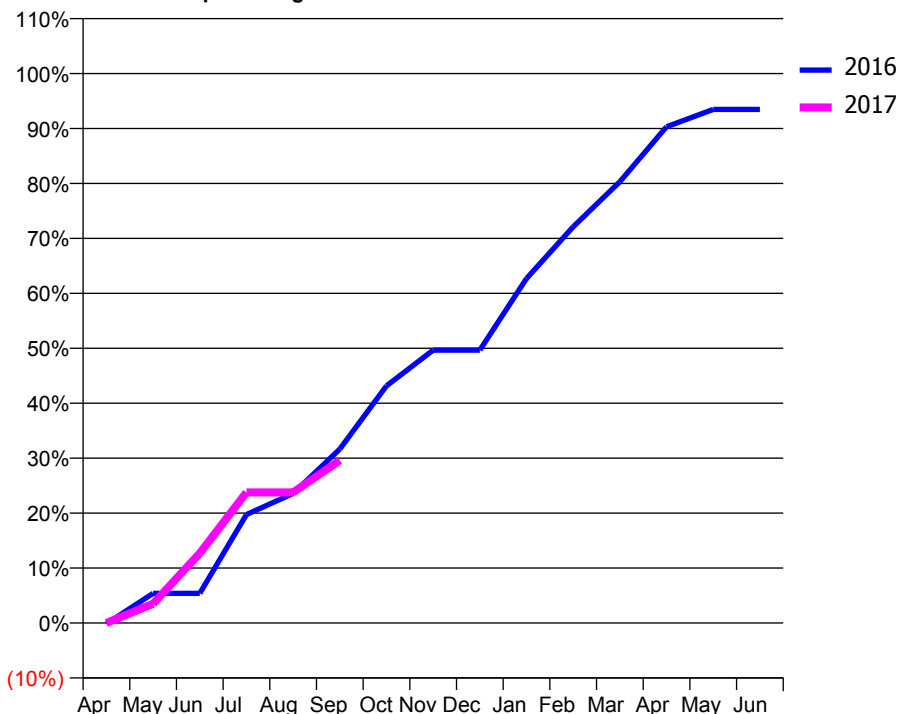
ACCESS*

Patients seen in 24 months	Total	Change since previous quarter
Quarter ending September 2015	268	
Quarter ending December 2015	273	→
Quarter ending March 2016	280	↑
Quarter ending June 2016	270	↓
Quarter ending September 2016	268	→
Variance since September 2015	0.0%	→



ACTIVITY

Cumulative percentage of contracted UDA delivered 2016 & 2017



Adjusted Scheduled Activity (UDA)		
Month	2016	2017
April	-1	0
May	32	21
June	32	76
July	118	143
August	141	143
September	190	178
October	259	
November	298	
December	298	
January	376	
February	433	
March	482	
April	542	
May	561	
June	561	

QUALITY

	Quantity	Base Number	Contract	AT	Region	England
% of FP17s for the same patient ID Re-attending within 3 months - Children	1	70	1.4%	10.4%	11.8%	12.4%
% of FP17s for the same patient ID Re-attending within 3 months - Adults	3	45	6.7%	15.9%	17.1%	16.7%
% of FP17s for the same patient ID Re-attending between 3 & 9 months - Children	12	70	17.1%	47.1%	45.8%	57.4%
% of FP17s for the same patient ID Re-attending between 3 & 9 months - Adults	13	45	28.9%	37.7%	37.6%	50.5%
% of FP17s for Band 1 Urgent Courses	3	92	3.3%	10.1%	10.6%	9.1%
% of FP17s Relating to Free Repair or Replacements	0	92	0.0%	0.6%	0.6%	0.8%
% of FP17s Relating to Continuations	0	92	0.0%	1.1%	0.9%	1.3%
% of Patients satisfied with the dentistry they have received	0	0	N/A	90.5%	90.2%	93.2%
% of Patients satisfied with the time they had to wait for an appointment	0	0	N/A	85.8%	83.8%	89.0%

* This is based on patients treated on this contract for their most recent course of treatment. Figures in italics indicate the base number of FP17s or Patient Questionnaire responses are less than 100. N/A is shown where the base number of responses is less than 10 during the period. % is calculated as Quantity/Base number*100

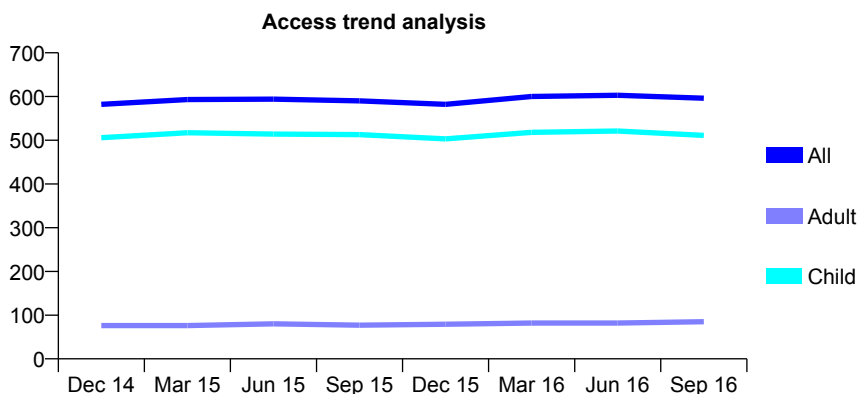
Q63 - Vital Signs At a Glance Contract Report for 813141/0001 - September 2016

Name or company name	MR MW MURCH
Contract type name	GDS Contract
Purpose of contract	General
Contract start date	01/04/2006
Contract end date	

16/17 Contracted general activity (UDA)	1,261
Carry forward general activity (UDA)	0
16/17 Contracted orthodontic activity (UOA)	0
Carry forward orthodontic activity (UOA)	0
Baseline contract value	£42,791.69

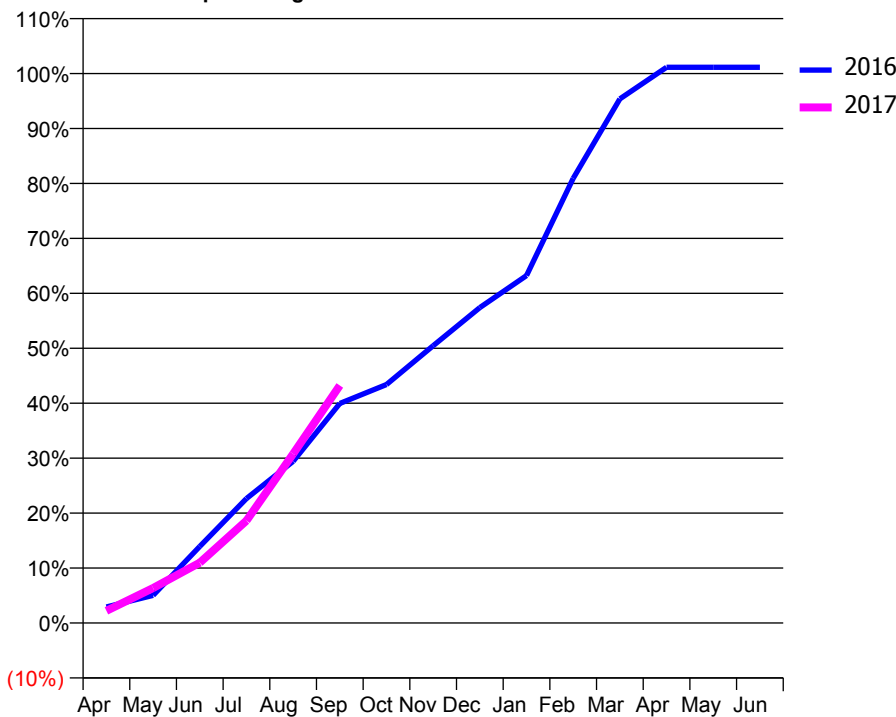
ACCESS*

Patients seen in 24 months	Total	Change since previous quarter
Quarter ending September 2015	590	
Quarter ending December 2015	582	↓
Quarter ending March 2016	600	↑
Quarter ending June 2016	603	→
Quarter ending September 2016	596	↓
Variance since September 2015	1.0%	→



ACTIVITY

Cumulative percentage of contracted UDA delivered 2016 & 2017



Adjusted Scheduled Activity (UDA)

Month	2016	2017
April	37	28
May	63	80
June	176	138
July	286	235
August	371	388
September	504	545
October	547	
November	636	
December	724	
January	797	
February	1,020	
March	1,203	
April	1,275	
May	1,275	
June	1,275	

QUALITY

	Quantity	Base Number	Contract	AT	Region	England
% of FP17s for the same patient ID Re-attending within 3 months - Children	15	363	4.1%	10.4%	11.8%	12.4%
% of FP17s for the same patient ID Re-attending within 3 months - Adults	1	19	5.3%	15.9%	17.1%	16.7%
% of FP17s for the same patient ID Re-attending between 3 & 9 months - Children	196	363	54.0%	47.1%	45.8%	57.4%
% of FP17s for the same patient ID Re-attending between 3 & 9 months - Adults	5	19	26.3%	37.7%	37.6%	50.5%
% of FP17s for Band 1 Urgent Courses	11	335	3.3%	10.1%	10.6%	9.1%
% of FP17s Relating to Free Repair or Replacements	0	335	0.0%	0.6%	0.6%	0.8%
% of FP17s Relating to Continuations	1	335	0.3%	1.1%	0.9%	1.3%
% of Patients satisfied with the dentistry they have received	0	0	N/A	90.5%	90.2%	93.2%
% of Patients satisfied with the time they had to wait for an appointment	0	0	N/A	85.8%	83.8%	89.0%

* This is based on patients treated on this contract for their most recent course of treatment. Figures in italics indicate the base number of FP17s or Patient Questionnaire responses are less than 100. N/A is shown where the base number of responses is less than 10 during the period. % is calculated as Quantity/Base number*100

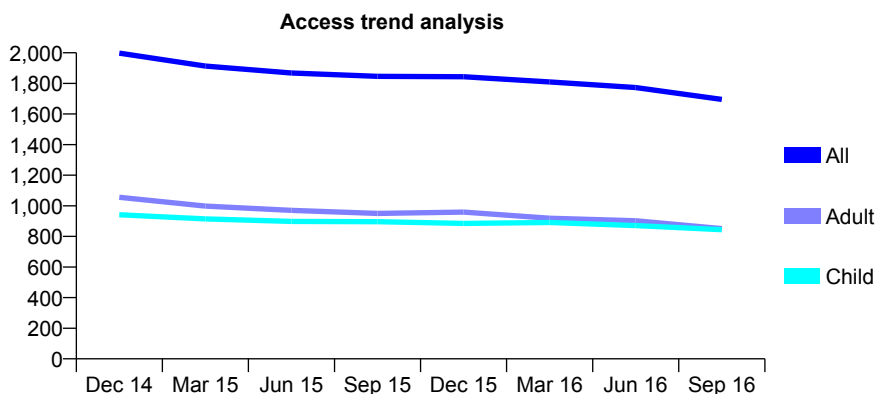
Q63 - Vital Signs At a Glance Contract Report for 813656/0001 - September 2016

Name or company name	MR KJ BROPHY
Contract type name	GDS Contract
Purpose of contract	General
Contract start date	01/04/2006
Contract end date	

16/17 Contracted general activity (UDA)	7,642
Carry forward general activity (UDA)	0
16/17 Contracted orthodontic activity (UOA)	0
Carry forward orthodontic activity (UOA)	0
Baseline contract value	£246,164.32

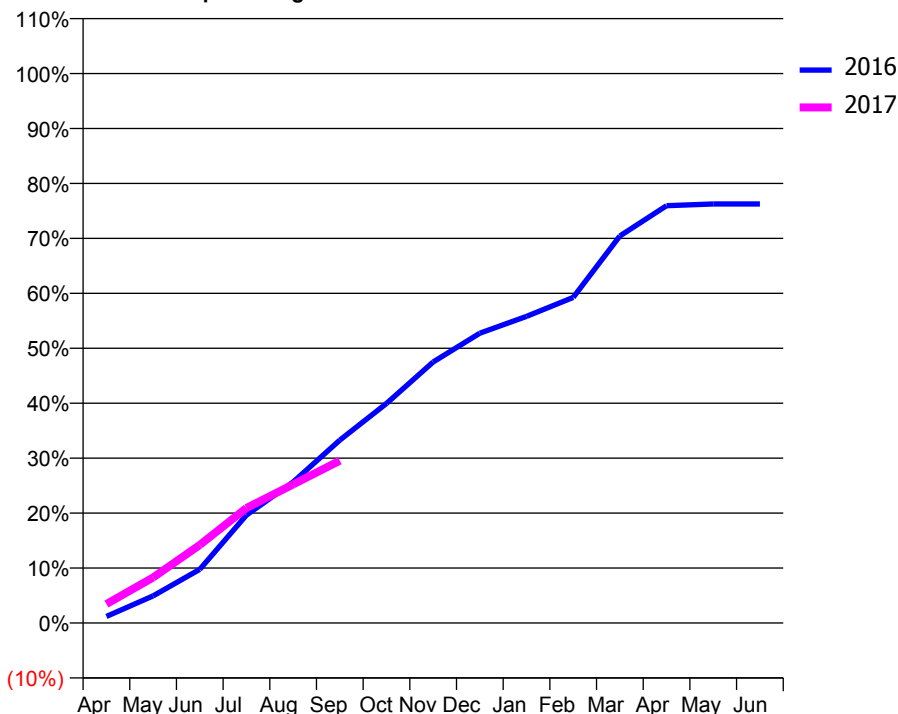
ACCESS*

Patients seen in 24 months	Total	Change since previous quarter
Quarter ending September 2015	1,846	
Quarter ending December 2015	1,844	→
Quarter ending March 2016	1,810	↓
Quarter ending June 2016	1,773	↓
Quarter ending September 2016	1,695	↓
Variance since September 2015	(8.2%)	↓



ACTIVITY

Cumulative percentage of contracted UDA delivered 2016 & 2017



Adjusted Scheduled Activity (UDA)

Month	2016	2017
April	92	264
May	377	633
June	746	1,085
July	1,502	1,599
August	1,962	1,927
September	2,544	2,259
October	3,054	
November	3,630	
December	4,030	
January	4,265	
February	4,527	
March	5,383	
April	5,804	
May	5,827	
June	5,827	

QUALITY

	Quantity	Base Number	Contract	AT	Region	England
% of FP17s for the same patient ID Re-attending within 3 months - Children	35	539	6.5%	10.4%	11.8%	12.4%
% of FP17s for the same patient ID Re-attending within 3 months - Adults	148	539	27.5%	15.9%	17.1%	16.7%
% of FP17s for the same patient ID Re-attending between 3 & 9 months - Children	252	539	46.8%	47.1%	45.8%	57.4%
% of FP17s for the same patient ID Re-attending between 3 & 9 months - Adults	199	539	36.9%	37.7%	37.6%	50.5%
% of FP17s for Band 1 Urgent Courses	98	889	11.0%	10.1%	10.6%	9.1%
% of FP17s Relating to Free Repair or Replacements	23	889	2.6%	0.6%	0.6%	0.8%
% of FP17s Relating to Continuations	3	889	0.3%	1.1%	0.9%	1.3%
% of Patients satisfied with the dentistry they have received	4	4	N/A	90.5%	90.2%	93.2%
% of Patients satisfied with the time they had to wait for an appointment	4	4	N/A	85.8%	83.8%	89.0%

* This is based on patients treated on this contract for their most recent course of treatment. Figures in italics indicate the base number of FP17s or Patient Questionnaire responses are less than 100. N/A is shown where the base number of responses is less than 10 during the period. % is calculated as Quantity/Base number*100

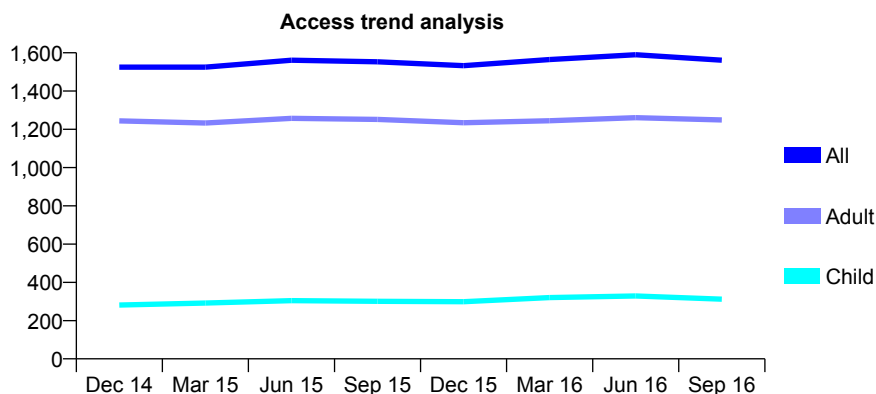
Q63 - Vital Signs At a Glance Contract Report for 819859/0001 - September 2016

Name or company name	MR CF MCCONNELL
Contract type name	GDS Contract
Purpose of contract	General
Contract start date	01/04/2006
Contract end date	

16/17 Contracted general activity (UDA)	5,369
Carry forward general activity (UDA)	0
16/17 Contracted orthodontic activity (UOA)	0
Carry forward orthodontic activity (UOA)	0
Baseline contract value	£140,730.02

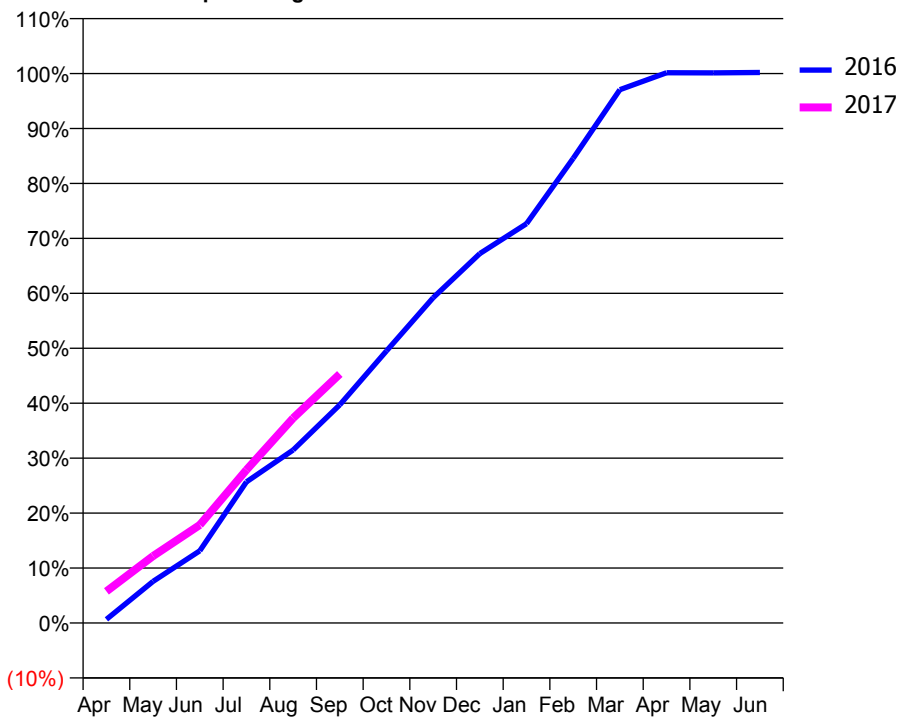
ACCESS*

Patients seen in 24 months	Total	Change since previous quarter
Quarter ending September 2015	1,553	
Quarter ending December 2015	1,533	↓
Quarter ending March 2016	1,565	↑
Quarter ending June 2016	1,590	→
Quarter ending September 2016	1,561	↓
Variance since September 2015	0.5%	→



ACTIVITY

Cumulative percentage of contracted UDA delivered 2016 & 2017



Month	Adjusted Scheduled Activity (UDA)	
	2016	2017
April	36	310
May	407	655
June	706	958
July	1,379	1,497
August	1,690	2,002
September	2,133	2,433
October	2,658	
November	3,179	
December	3,610	
January	3,902	
February	4,540	
March	5,210	
April	5,376	
May	5,375	
June	5,379	

QUALITY

	Quantity	Base Number	Contract	AT	Region	England
% of FP17s for the same patient ID Re-attending within 3 months - Children	8	220	3.6%	10.4%	11.8%	12.4%
% of FP17s for the same patient ID Re-attending within 3 months - Adults	83	952	8.7%	15.9%	17.1%	16.7%
% of FP17s for the same patient ID Re-attending between 3 & 9 months - Children	33	220	15.0%	47.1%	45.8%	57.4%
% of FP17s for the same patient ID Re-attending between 3 & 9 months - Adults	349	952	36.7%	37.7%	37.6%	50.5%
% of FP17s for Band 1 Urgent Courses	101	1,061	9.5%	10.1%	10.6%	9.1%
% of FP17s Relating to Free Repair or Replacements	15	1,061	1.4%	0.6%	0.6%	0.8%
% of FP17s Relating to Continuations	17	1,061	1.6%	1.1%	0.9%	1.3%
% of Patients satisfied with the dentistry they have received	0	0	N/A	90.5%	90.2%	93.2%
% of Patients satisfied with the time they had to wait for an appointment	0	0	N/A	85.8%	83.8%	89.0%

* This is based on patients treated on this contract for their most recent course of treatment. Figures in italics indicate the base number of FP17s or Patient Questionnaire responses are less than 100. N/A is shown where the base number of responses is less than 10 during the period. % is calculated as Quantity/Base number*100

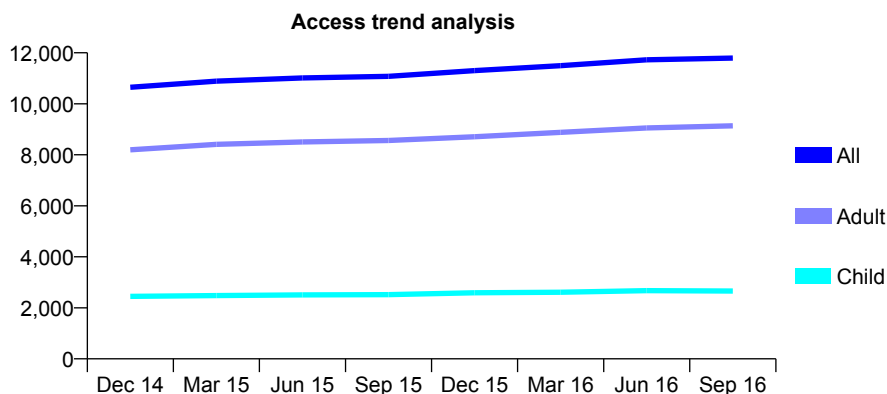
Q63 - Vital Signs At a Glance Contract Report for 825948/0006 - September 2016

Name or company name	MR JK KOTTECHA
Contract type name	GDS Contract
Purpose of contract	General
Contract start date	01/04/2006
Contract end date	

16/17 Contracted general activity (UDA)	36,391
Carry forward general activity (UDA)	-728
16/17 Contracted orthodontic activity (UOA)	0
Carry forward orthodontic activity (UOA)	0
Baseline contract value	£1,221,410.20

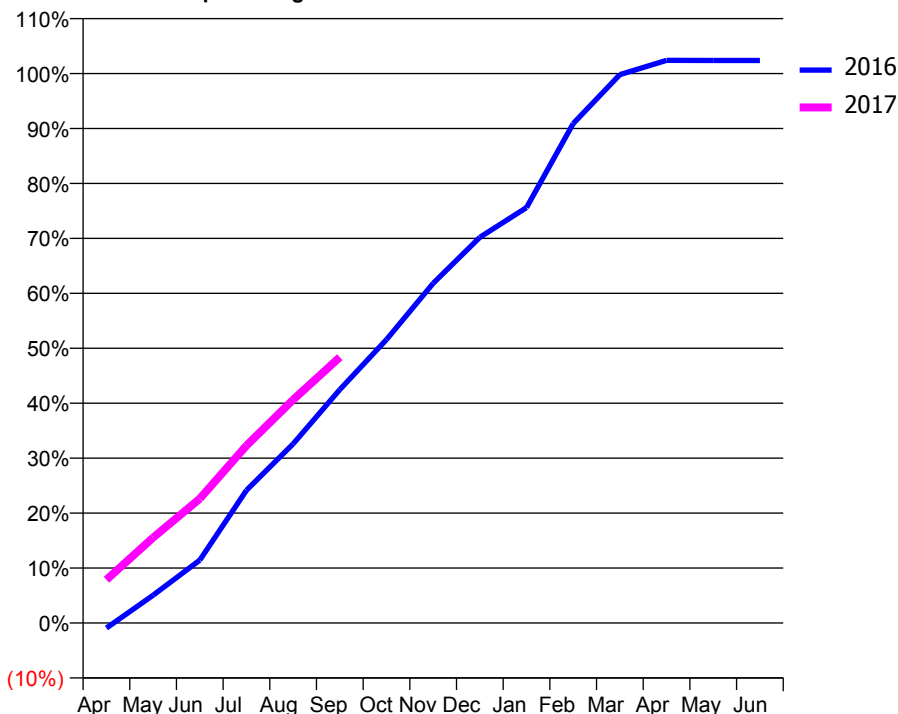
ACCESS*

Patients seen in 24 months	Total	Change since previous quarter
Quarter ending September 2015	11,076	
Quarter ending December 2015	11,300	↑
Quarter ending March 2016	11,493	→
Quarter ending June 2016	11,723	↑
Quarter ending September 2016	11,794	→
Variance since September 2015	6.5%	↑



ACTIVITY

Cumulative percentage of contracted UDA delivered 2016 & 2017



Month	Adjusted Scheduled Activity (UDA)	
	2016	2017
April	-338	2,867
May	1,839	5,659
June	4,166	8,234
July	8,791	11,749
August	11,867	14,784
September	15,458	17,604
October	18,771	
November	22,498	
December	25,545	
January	27,509	
February	33,079	
March	36,318	
April	37,266	
May	37,254	
June	37,252	

QUALITY

	Quantity	Base Number	Contract	AT	Region	England
% of FP17s for the same patient ID Re-attending within 3 months - Children	72	1,442	5.0%	10.4%	11.8%	12.4%
% of FP17s for the same patient ID Re-attending within 3 months - Adults	323	4,054	8.0%	15.9%	17.1%	16.7%
% of FP17s for the same patient ID Re-attending between 3 & 9 months - Children	734	1,442	50.9%	47.1%	45.8%	57.4%
% of FP17s for the same patient ID Re-attending between 3 & 9 months - Adults	1,565	4,054	38.6%	37.7%	37.6%	50.5%
% of FP17s for Band 1 Urgent Courses	304	5,173	5.9%	10.1%	10.6%	9.1%
% of FP17s Relating to Free Repair or Replacements	45	5,173	0.9%	0.6%	0.6%	0.8%
% of FP17s Relating to Continuations	5	5,173	0.1%	1.1%	0.9%	1.3%
% of Patients satisfied with the dentistry they have received	6	6	N/A	90.5%	90.2%	93.2%
% of Patients satisfied with the time they had to wait for an appointment	4	6	N/A	85.8%	83.8%	89.0%

* This is based on patients treated on this contract for their most recent course of treatment. Figures in italics indicate the base number of FP17s or Patient Questionnaire responses are less than 100. N/A is shown where the base number of responses is less than 10 during the period. % is calculated as Quantity/Base number*100

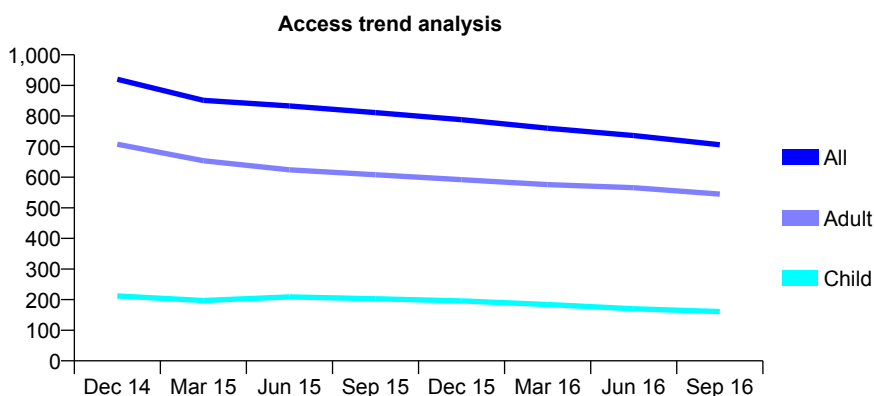
Q63 - Vital Signs At a Glance Contract Report for 825980/0001 - September 2016

Name or company name	MR KF D'SOUZA
Contract type name	GDS Contract
Purpose of contract	General
Contract start date	01/04/2006
Contract end date	

16/17 Contracted general activity (UDA)	2,000
Carry forward general activity (UDA)	5
16/17 Contracted orthodontic activity (UOA)	0
Carry forward orthodontic activity (UOA)	0
Baseline contract value	£80,676.93

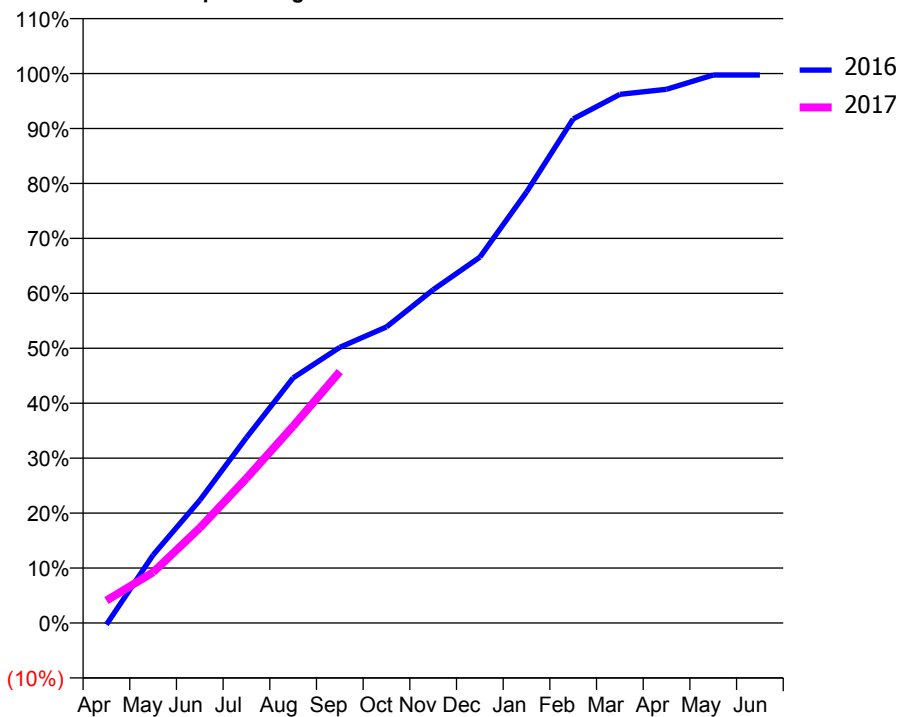
ACCESS*

Patients seen in 24 months	Total	Change since previous quarter
Quarter ending September 2015	811	
Quarter ending December 2015	788	↓
Quarter ending March 2016	760	↓
Quarter ending June 2016	736	↓
Quarter ending September 2016	706	↓
Variance since September 2015	(12.9%)	↓



ACTIVITY

Cumulative percentage of contracted UDA delivered 2016 & 2017



Adjusted Scheduled Activity (UDA)

Month	2016	2017
April	-6	82
May	248	185
June	447	346
July	675	527
August	892	716
September	1,003	915
October	1,078	
November	1,213	
December	1,331	
January	1,569	
February	1,835	
March	1,924	
April	1,943	
May	1,995	
June	1,995	

QUALITY

	Quantity	Base Number	Contract	AT	Region	England
% of FP17s for the same patient ID Re-attending within 3 months - Children	1	90	1.1%	10.4%	11.8%	12.4%
% of FP17s for the same patient ID Re-attending within 3 months - Adults	18	246	7.3%	15.9%	17.1%	16.7%
% of FP17s for the same patient ID Re-attending between 3 & 9 months - Children	26	90	28.9%	47.1%	45.8%	57.4%
% of FP17s for the same patient ID Re-attending between 3 & 9 months - Adults	48	246	19.5%	37.7%	37.6%	50.5%
% of FP17s for Band 1 Urgent Courses	14	295	4.7%	10.1%	10.6%	9.1%
% of FP17s Relating to Free Repair or Replacements	0	295	0.0%	0.6%	0.6%	0.8%
% of FP17s Relating to Continuations	2	295	0.7%	1.1%	0.9%	1.3%
% of Patients satisfied with the dentistry they have received	0	0	N/A	90.5%	90.2%	93.2%
% of Patients satisfied with the time they had to wait for an appointment	0	0	N/A	85.8%	83.8%	89.0%

* This is based on patients treated on this contract for their most recent course of treatment. Figures in italics indicate the base number of FP17s or Patient Questionnaire responses are less than 100. N/A is shown where the base number of responses is less than 10 during the period. % is calculated as Quantity/Base number*100

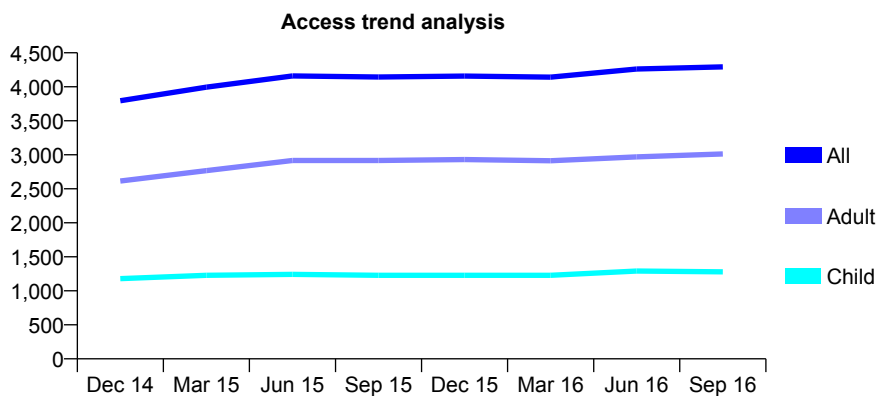
Q63 - Vital Signs At a Glance Contract Report for 829153/0001 - September 2016

Name or company name	MR GN BROWN
Contract type name	Pilot Contract
Purpose of contract	General
Contract start date	01/04/2006
Contract end date	

16/17 Contracted general activity (UDA)	14,148
Carry forward general activity (UDA)	0
16/17 Contracted orthodontic activity (UOA)	0
Carry forward orthodontic activity (UOA)	0
Baseline contract value	£439,752.69

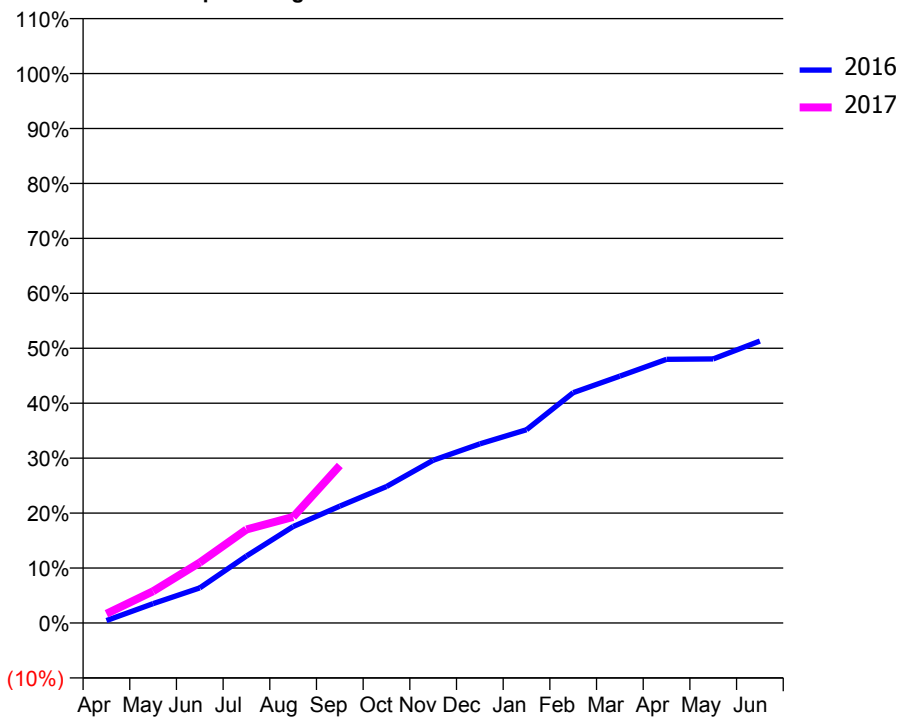
ACCESS*

Patients seen in 24 months	Total	Change since previous quarter
Quarter ending September 2015	4,145	
Quarter ending December 2015	4,158	→
Quarter ending March 2016	4,142	→
Quarter ending June 2016	4,261	↑
Quarter ending September 2016	4,293	→
Variance since September 2015	3.6%	↑



ACTIVITY

Cumulative percentage of contracted UDA delivered 2016 & 2017



Month	Adjusted Scheduled Activity (UDA)	
	2016	2017
April	65	240
May	499	820
June	905	1,556
July	1,726	2,409
August	2,484	2,733
September	3,008	4,057
October	3,513	
November	4,189	
December	4,611	
January	4,978	
February	5,931	
March	6,357	
April	6,789	
May	6,801	
June	7,260	

QUALITY

	Quantity	Base Number	Contract	AT	Region	England
% of FP17s for the same patient ID Re-attending within 3 months - Children	41	874	4.7%	10.4%	11.8%	12.4%
% of FP17s for the same patient ID Re-attending within 3 months - Adults	124	1,693	7.3%	15.9%	17.1%	16.7%
% of FP17s for the same patient ID Re-attending between 3 & 9 months - Children	403	874	46.1%	47.1%	45.8%	57.4%
% of FP17s for the same patient ID Re-attending between 3 & 9 months - Adults	524	1,693	31.0%	37.7%	37.6%	50.5%
% of FP17s for Band 1 Urgent Courses	34	1,696	2.0%	10.1%	10.6%	9.1%
% of FP17s Relating to Free Repair or Replacements	9	1,696	0.5%	0.6%	0.6%	0.8%
% of FP17s Relating to Continuations	17	1,696	1.0%	1.1%	0.9%	1.3%
% of Patients satisfied with the dentistry they have received	1	1	N/A	90.5%	90.2%	93.2%
% of Patients satisfied with the time they had to wait for an appointment	1	1	N/A	85.8%	83.8%	89.0%

* This is based on patients treated on this contract for their most recent course of treatment. Figures in italics indicate the base number of FP17s or Patient Questionnaire responses are less than 100. N/A is shown where the base number of responses is less than 10 during the period. % is calculated as Quantity/Base number*100

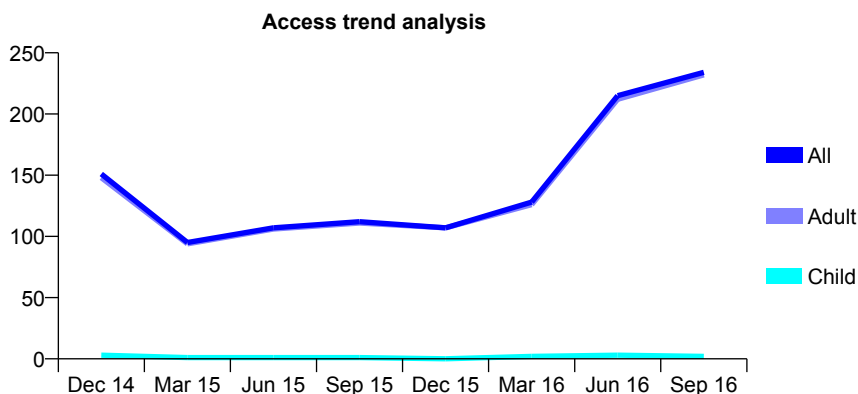
Q63 - Vital Signs At a Glance Contract Report for 829153/0003 - September 2016

Name or company name	MR GN BROWN
Contract type name	PDS Contract
Purpose of contract	General
Contract start date	01/01/2008
Contract end date	31/03/2017

16/17 Contracted general activity (UDA)	1,500
Carry forward general activity (UDA)	0
16/17 Contracted orthodontic activity (UOA)	0
Carry forward orthodontic activity (UOA)	0
Baseline contract value	£69,090.06

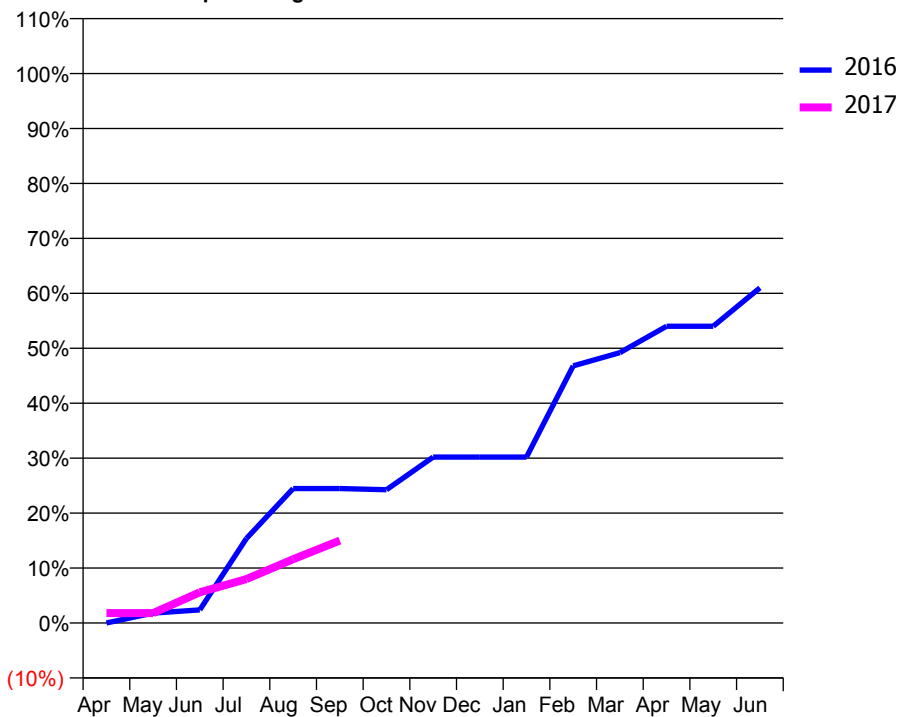
ACCESS*

Patients seen in 24 months	Total	Change since previous quarter
Quarter ending September 2015	112	
Quarter ending December 2015	107	↓
Quarter ending March 2016	128	↑
Quarter ending June 2016	215	↑
Quarter ending September 2016	234	↑
Variance since September 2015	108.9%	↑



ACTIVITY

Cumulative percentage of contracted UDA delivered 2016 & 2017



Month	Adjusted Scheduled Activity (UDA)	
	2016	2017
April	0	27
May	27	27
June	36	84
July	231	120
August	367	174
September	367	225
October	364	
November	453	
December	453	
January	453	
February	702	
March	738	
April	810	
May	810	
June	915	

QUALITY

	Quantity	Base Number	Contract	AT	Region	England
% of FP17s for the same patient ID Re-attending within 3 months - Children	0	1	0.0%	10.4%	11.8%	12.4%
% of FP17s for the same patient ID Re-attending within 3 months - Adults	1	141	0.7%	15.9%	17.1%	16.7%
% of FP17s for the same patient ID Re-attending between 3 & 9 months - Children	0	1	0.0%	47.1%	45.8%	57.4%
% of FP17s for the same patient ID Re-attending between 3 & 9 months - Adults	1	141	0.7%	37.7%	37.6%	50.5%
% of FP17s for Band 1 Urgent Courses	0	75	0.0%	10.1%	10.6%	9.1%
% of FP17s Relating to Free Repair or Replacements	0	75	0.0%	0.6%	0.6%	0.8%
% of FP17s Relating to Continuations	0	75	0.0%	1.1%	0.9%	1.3%
% of Patients satisfied with the dentistry they have received	0	0	N/A	90.5%	90.2%	93.2%
% of Patients satisfied with the time they had to wait for an appointment	0	0	N/A	85.8%	83.8%	89.0%

* This is based on patients treated on this contract for their most recent course of treatment. Figures in italics indicate the base number of FP17s or Patient Questionnaire responses are less than 100. N/A is shown where the base number of responses is less than 10 during the period. % is calculated as Quantity/Base number*100

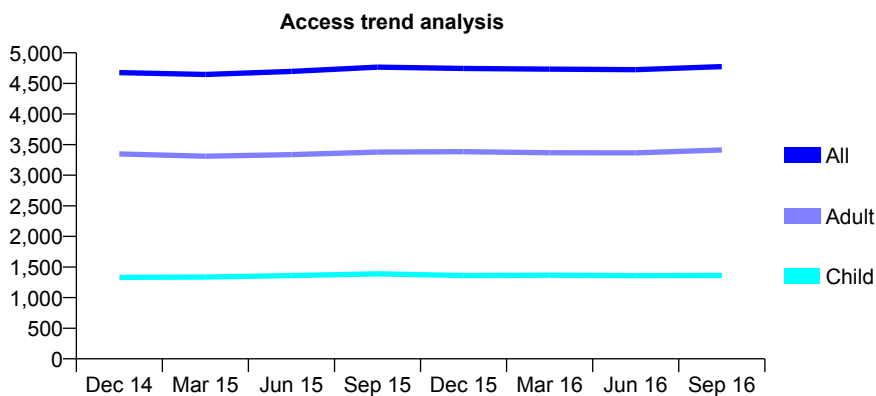
Q63 - Vital Signs At a Glance Contract Report for 829285/0002 - September 2016

Name or company name	MRS CO ADELOYE
Contract type name	GDS Contract
Purpose of contract	General
Contract start date	01/04/2006
Contract end date	

16/17 Contracted general activity (UDA)	15,503
Carry forward general activity (UDA)	0
16/17 Contracted orthodontic activity (UOA)	0
Carry forward orthodontic activity (UOA)	0
Baseline contract value	£373,715.29

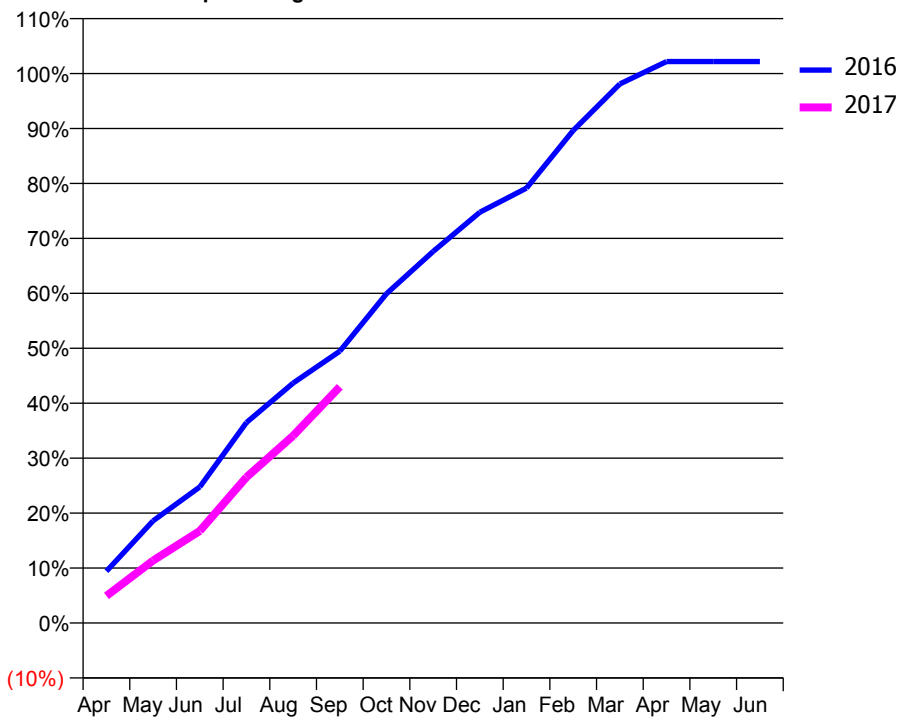
ACCESS*

Patients seen in 24 months	Total	Change since previous quarter
Quarter ending September 2015	4,766	
Quarter ending December 2015	4,745	→
Quarter ending March 2016	4,734	→
Quarter ending June 2016	4,725	→
Quarter ending September 2016	4,774	→
Variance since September 2015	0.2%	→



ACTIVITY

Cumulative percentage of contracted UDA delivered 2016 & 2017



Adjusted Scheduled Activity (UDA)

Month	2016	2017
April	1,463	764
May	2,882	1,764
June	3,840	2,599
July	5,657	4,114
August	6,771	5,285
September	7,670	6,663
October	9,290	
November	10,482	
December	11,590	
January	12,272	
February	13,895	
March	15,207	
April	15,839	
May	15,841	
June	15,841	

QUALITY

	Quantity	Base Number	Contract	AT	Region	England
% of FP17s for the same patient ID Re-attending within 3 months - Children	58	842	6.9%	10.4%	11.8%	12.4%
% of FP17s for the same patient ID Re-attending within 3 months - Adults	323	1,820	17.7%	15.9%	17.1%	16.7%
% of FP17s for the same patient ID Re-attending between 3 & 9 months - Children	334	842	39.7%	47.1%	45.8%	57.4%
% of FP17s for the same patient ID Re-attending between 3 & 9 months - Adults	557	1,820	30.6%	37.7%	37.6%	50.5%
% of FP17s for Band 1 Urgent Courses	167	2,419	6.9%	10.1%	10.6%	9.1%
% of FP17s Relating to Free Repair or Replacements	26	2,419	1.1%	0.6%	0.6%	0.8%
% of FP17s Relating to Continuations	27	2,419	1.1%	1.1%	0.9%	1.3%
% of Patients satisfied with the dentistry they have received	3	3	N/A	90.5%	90.2%	93.2%
% of Patients satisfied with the time they had to wait for an appointment	3	3	N/A	85.8%	83.8%	89.0%

* This is based on patients treated on this contract for their most recent course of treatment. Figures in italics indicate the base number of FP17s or Patient Questionnaire responses are less than 100. N/A is shown where the base number of responses is less than 10 during the period. % is calculated as Quantity/Base number*100

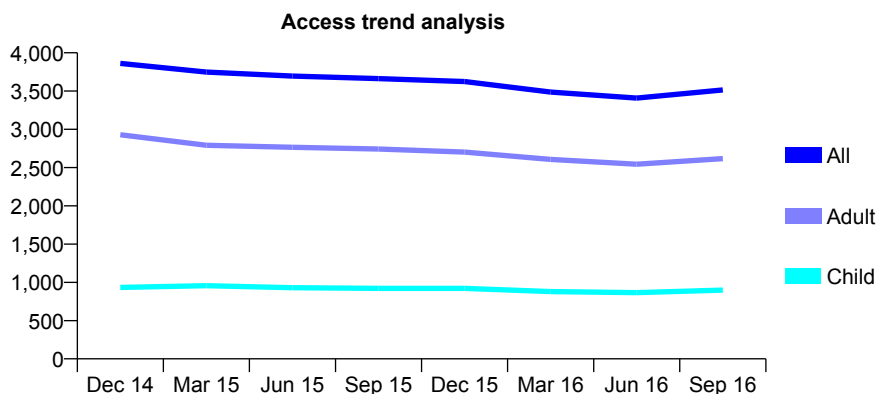
Q63 - Vital Signs At a Glance Contract Report for 829285/0006 - September 2016

Name or company name	MRS CO ADELOYE
Contract type name	PDS Contract
Purpose of contract	General
Contract start date	15/10/2009
Contract end date	14/10/2019

16/17 Contracted general activity (UDA)	10,500
Carry forward general activity (UDA)	0
16/17 Contracted orthodontic activity (UOA)	0
Carry forward orthodontic activity (UOA)	0
Baseline contract value	£296,581.28

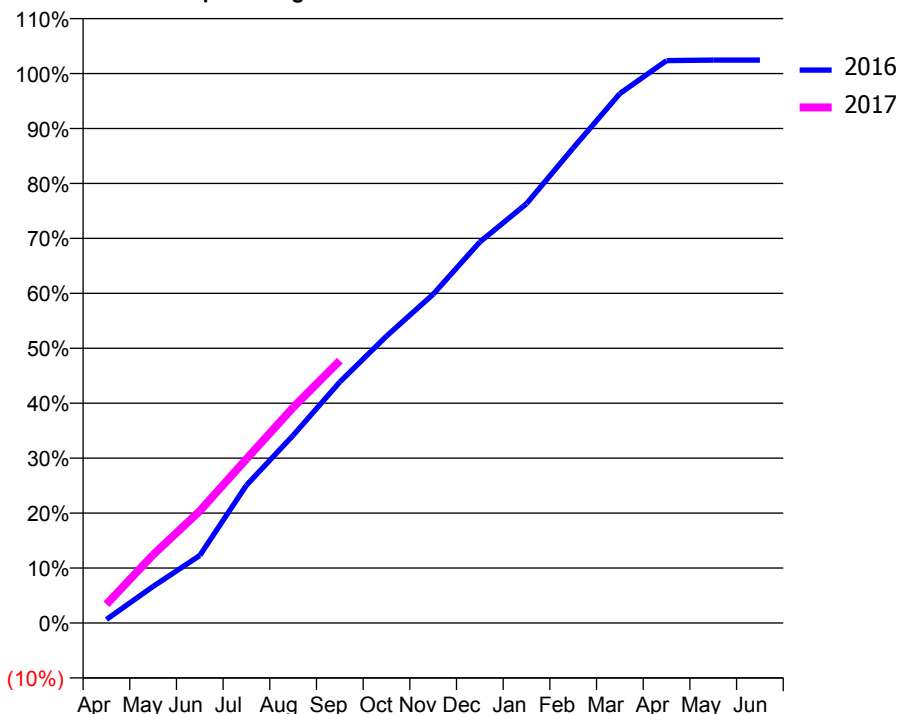
ACCESS*

Patients seen in 24 months	Total	Change since previous quarter
Quarter ending September 2015	3,663	
Quarter ending December 2015	3,624	↓
Quarter ending March 2016	3,486	↓
Quarter ending June 2016	3,409	↓
Quarter ending September 2016	3,515	↑
Variance since September 2015	(4.0%)	↓



ACTIVITY

Cumulative percentage of contracted UDA delivered 2016 & 2017



Adjusted Scheduled Activity (UDA)

Month	2016	2017
April	68	357
May	700	1,303
June	1,290	2,141
July	2,634	3,137
August	3,586	4,120
September	4,605	5,013
October	5,482	
November	6,281	
December	7,280	
January	8,011	
February	9,078	
March	10,117	
April	10,746	
May	10,757	
June	10,757	

QUALITY

	Quantity	Base Number	Contract	AT	Region	England
% of FP17s for the same patient ID Re-attending within 3 months - Children	36	551	6.5%	10.4%	11.8%	12.4%
% of FP17s for the same patient ID Re-attending within 3 months - Adults	208	1,438	14.5%	15.9%	17.1%	16.7%
% of FP17s for the same patient ID Re-attending between 3 & 9 months - Children	176	551	31.9%	47.1%	45.8%	57.4%
% of FP17s for the same patient ID Re-attending between 3 & 9 months - Adults	435	1,438	30.3%	37.7%	37.6%	50.5%
% of FP17s for Band 1 Urgent Courses	152	1,777	8.6%	10.1%	10.6%	9.1%
% of FP17s Relating to Free Repair or Replacements	22	1,777	1.2%	0.6%	0.6%	0.8%
% of FP17s Relating to Continuations	6	1,777	0.3%	1.1%	0.9%	1.3%
% of Patients satisfied with the dentistry they have received	2	2	N/A	90.5%	90.2%	93.2%
% of Patients satisfied with the time they had to wait for an appointment	2	2	N/A	85.8%	83.8%	89.0%

* This is based on patients treated on this contract for their most recent course of treatment. Figures in italics indicate the base number of FP17s or Patient Questionnaire responses are less than 100. N/A is shown where the base number of responses is less than 10 during the period. % is calculated as Quantity/Base number*100

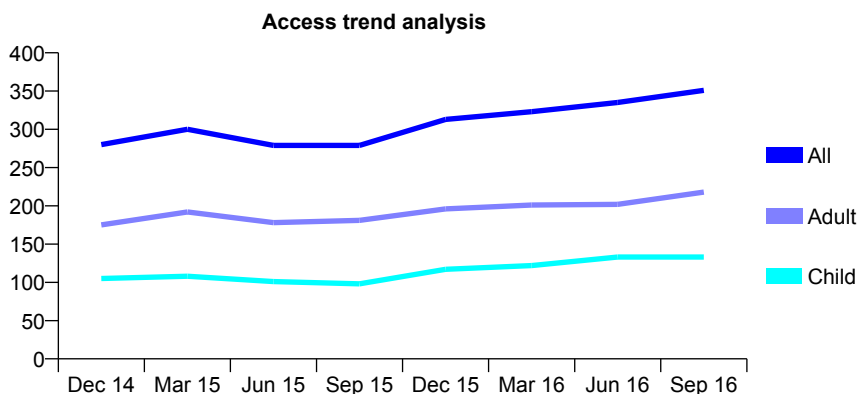
Q63 - Vital Signs At a Glance Contract Report for 835099/0001 - September 2016

Name or company name	MISS F PESSIAN HAGHIGHI
Contract type name	GDS Contract
Purpose of contract	General
Contract start date	12/11/2007
Contract end date	

16/17 Contracted general activity (UDA)	700
Carry forward general activity (UDA)	0
16/17 Contracted orthodontic activity (UOA)	0
Carry forward orthodontic activity (UOA)	0
Baseline contract value	£18,017.85

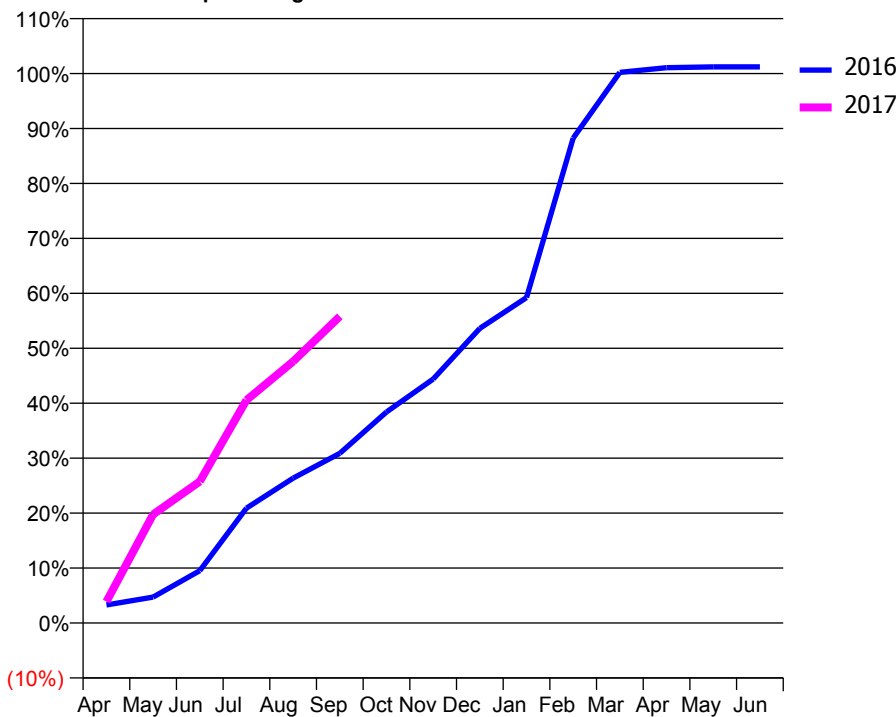
ACCESS*

Patients seen in 24 months	Total	Change since previous quarter
Quarter ending September 2015	279	
Quarter ending December 2015	313	↑
Quarter ending March 2016	323	↑
Quarter ending June 2016	335	↑
Quarter ending September 2016	351	↑
Variance since September 2015	25.8%	↑



ACTIVITY

Cumulative percentage of contracted UDA delivered 2016 & 2017



Month	Adjusted Scheduled Activity (UDA)	
	2016	2017
April	23	27
May	33	138
June	67	180
July	146	284
August	185	333
September	216	391
October	269	
November	311	
December	375	
January	415	
February	618	
March	701	
April	707	
May	708	
June	708	

QUALITY

	Quantity	Base Number	Contract	AT	Region	England
% of FP17s for the same patient ID Re-attending within 3 months - Children	5	82	6.1%	10.4%	11.8%	12.4%
% of FP17s for the same patient ID Re-attending within 3 months - Adults	10	94	10.6%	15.9%	17.1%	16.7%
% of FP17s for the same patient ID Re-attending between 3 & 9 months - Children	25	82	30.5%	47.1%	45.8%	57.4%
% of FP17s for the same patient ID Re-attending between 3 & 9 months - Adults	23	94	24.5%	37.7%	37.6%	50.5%
% of FP17s for Band 1 Urgent Courses	18	171	10.5%	10.1%	10.6%	9.1%
% of FP17s Relating to Free Repair or Replacements	0	171	0.0%	0.6%	0.6%	0.8%
% of FP17s Relating to Continuations	2	171	1.2%	1.1%	0.9%	1.3%
% of Patients satisfied with the dentistry they have received	1	1	N/A	90.5%	90.2%	93.2%
% of Patients satisfied with the time they had to wait for an appointment	1	1	N/A	85.8%	83.8%	89.0%

* This is based on patients treated on this contract for their most recent course of treatment. Figures in italics indicate the base number of FP17s or Patient Questionnaire responses are less than 100. N/A is shown where the base number of responses is less than 10 during the period. % is calculated as Quantity/Base number*100

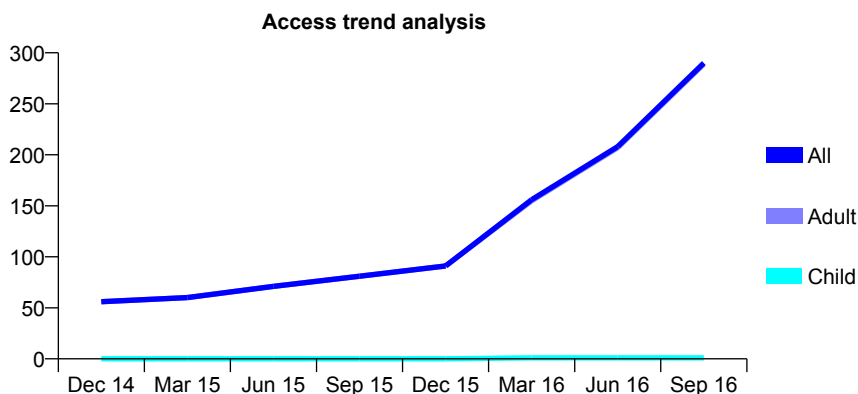
Q63 - Vital Signs At a Glance Contract Report for 835099/0002 - September 2016

Name or company name	MISS F PESSIAN HAGHIGHI
Contract type name	PDS Contract
Purpose of contract	General
Contract start date	01/06/2013
Contract end date	31/03/2017

16/17 Contracted general activity (UDA)	630
Carry forward general activity (UDA)	0
16/17 Contracted orthodontic activity (UOA)	0
Carry forward orthodontic activity (UOA)	0
Baseline contract value	£33,128.89

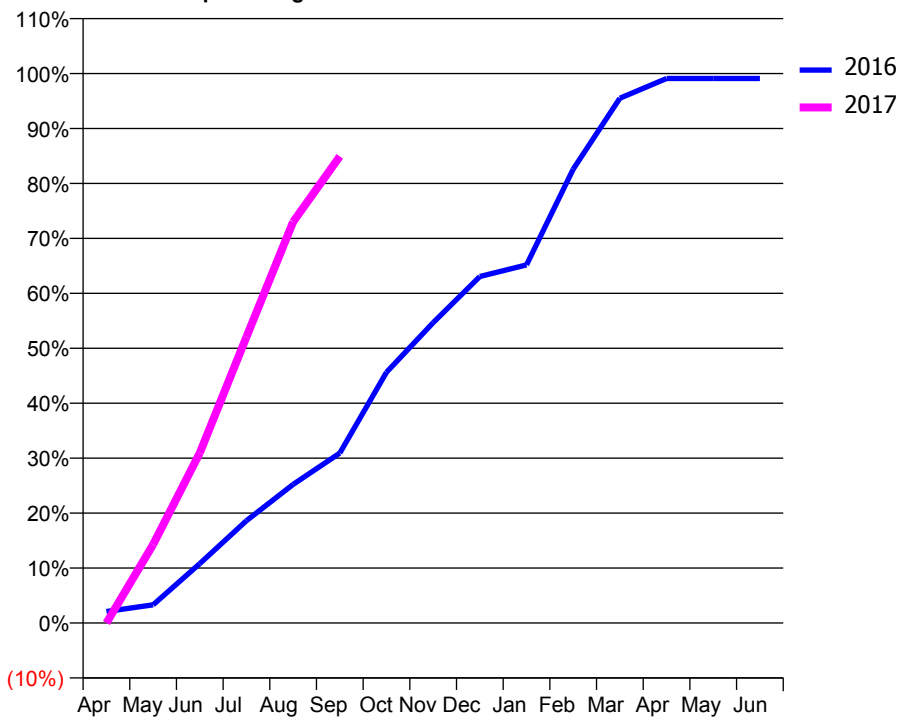
ACCESS*

Patients seen in 24 months	Total	Change since previous quarter
Quarter ending September 2015	81	
Quarter ending December 2015	91	↑
Quarter ending March 2016	156	↑
Quarter ending June 2016	208	↑
Quarter ending September 2016	290	↑
Variance since September 2015	258.0%	↑



ACTIVITY

Cumulative percentage of contracted UDA delivered 2016 & 2017



Month	Adjusted Scheduled Activity (UDA)	
	2016	2017
April	21	0
May	33	90
June	108	195
July	186	328
August	252	460
September	309	535
October	456	
November	546	
December	630	
January	651	
February	825	
March	954	
April	990	
May	990	
June	990	

QUALITY

	Quantity	Base Number	Contract	AT	Region	England
% of FP17s for the same patient ID Re-attending within 3 months - Children	0	0	N/A	10.4%	11.8%	12.4%
% of FP17s for the same patient ID Re-attending within 3 months - Adults	0	191	0.0%	15.9%	17.1%	16.7%
% of FP17s for the same patient ID Re-attending between 3 & 9 months - Children	0	0	N/A	47.1%	45.8%	57.4%
% of FP17s for the same patient ID Re-attending between 3 & 9 months - Adults	0	191	0.0%	37.7%	37.6%	50.5%
% of FP17s for Band 1 Urgent Courses	0	179	0.0%	10.1%	10.6%	9.1%
% of FP17s Relating to Free Repair or Replacements	0	179	0.0%	0.6%	0.6%	0.8%
% of FP17s Relating to Continuations	0	179	0.0%	1.1%	0.9%	1.3%
% of Patients satisfied with the dentistry they have received	0	0	N/A	90.5%	90.2%	93.2%
% of Patients satisfied with the time they had to wait for an appointment	0	0	N/A	85.8%	83.8%	89.0%

* This is based on patients treated on this contract for their most recent course of treatment. Figures in italics indicate the base number of FP17s or Patient Questionnaire responses are less than 100. N/A is shown where the base number of responses is less than 10 during the period. % is calculated as Quantity/Base number*100

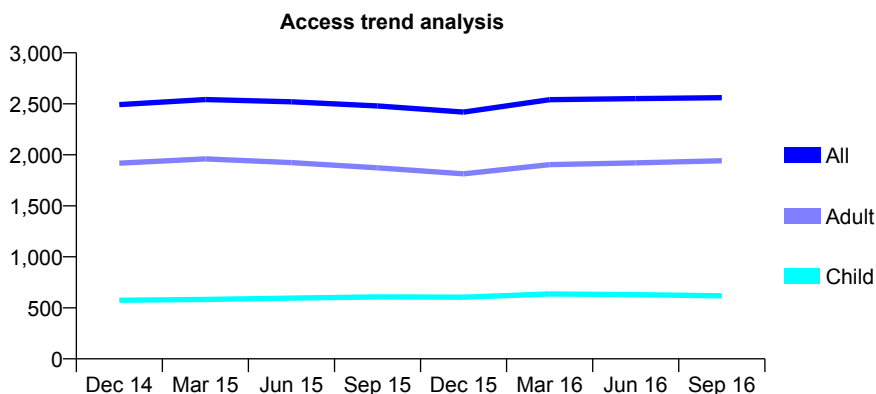
Q63 - Vital Signs At a Glance Contract Report for 839876/0001 - September 2016

Name or company name	MISS RN NATH
Contract type name	GDS Contract
Purpose of contract	General
Contract start date	01/04/2006
Contract end date	

16/17 Contracted general activity (UDA)	5,861
Carry forward general activity (UDA)	198
16/17 Contracted orthodontic activity (UOA)	0
Carry forward orthodontic activity (UOA)	0
Baseline contract value	£144,116.67

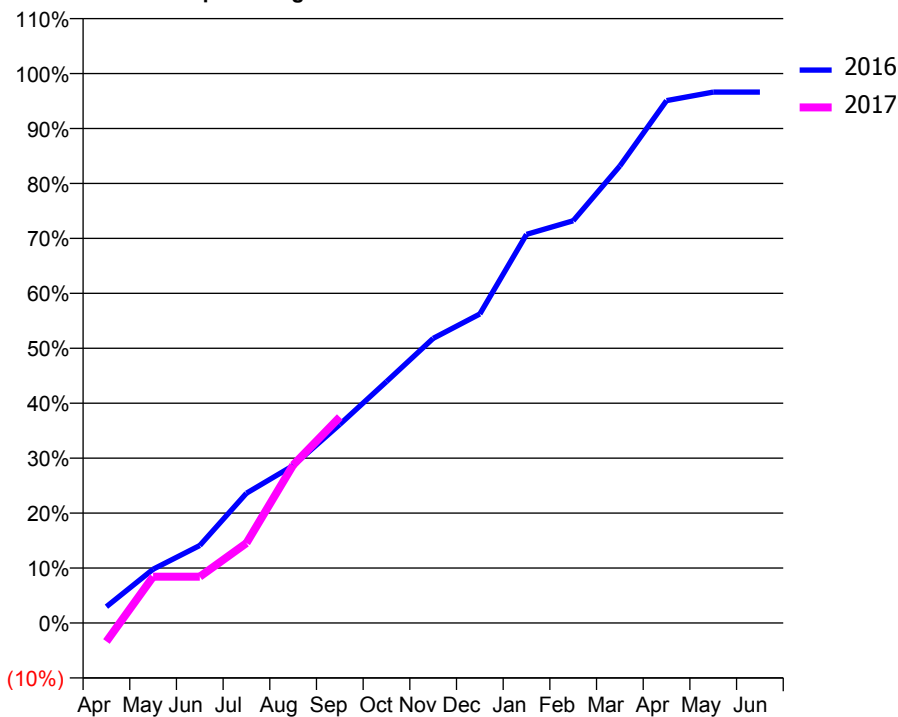
ACCESS*

Patients seen in 24 months	Total	Change since previous quarter
Quarter ending September 2015	2,479	
Quarter ending December 2015	2,419	↓
Quarter ending March 2016	2,540	↑
Quarter ending June 2016	2,551	→
Quarter ending September 2016	2,560	→
Variance since September 2015	3.3%	↑



ACTIVITY

Cumulative percentage of contracted UDA delivered 2016 & 2017



Adjusted Scheduled Activity (UDA)

Month	2016	2017
April	174	-198
May	574	494
June	827	494
July	1,384	852
August	1,679	1,684
September	2,119	2,197
October	2,575	
November	3,036	
December	3,296	
January	4,145	
February	4,291	
March	4,874	
April	5,572	
May	5,663	
June	5,663	

QUALITY

	Quantity	Base Number	Contract	AT	Region	England
% of FP17s for the same patient ID Re-attending within 3 months - Children	44	414	10.6%	10.4%	11.8%	12.4%
% of FP17s for the same patient ID Re-attending within 3 months - Adults	230	1,214	18.9%	15.9%	17.1%	16.7%
% of FP17s for the same patient ID Re-attending between 3 & 9 months - Children	219	414	52.9%	47.1%	45.8%	57.4%
% of FP17s for the same patient ID Re-attending between 3 & 9 months - Adults	493	1,214	40.6%	37.7%	37.6%	50.5%
% of FP17s for Band 1 Urgent Courses	96	865	11.1%	10.1%	10.6%	9.1%
% of FP17s Relating to Free Repair or Replacements	9	865	1.0%	0.6%	0.6%	0.8%
% of FP17s Relating to Continuations	8	865	0.9%	1.1%	0.9%	1.3%
% of Patients satisfied with the dentistry they have received	0	1	N/A	90.5%	90.2%	93.2%
% of Patients satisfied with the time they had to wait for an appointment	1	1	N/A	85.8%	83.8%	89.0%

* This is based on patients treated on this contract for their most recent course of treatment. Figures in italics indicate the base number of FP17s or Patient Questionnaire responses are less than 100. N/A is shown where the base number of responses is less than 10 during the period. % is calculated as Quantity/Base number*100

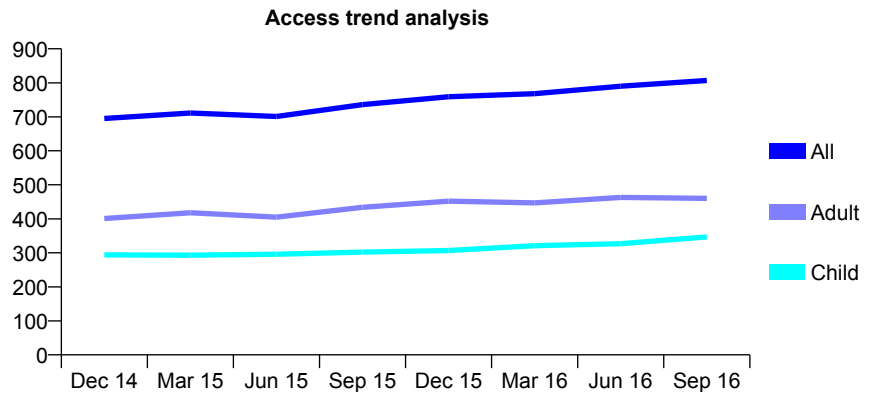
Q63 - Vital Signs At a Glance Contract Report for 842761/0001 - September 2016

Name or company name	MRS H SEBI
Contract type name	GDS Contract
Purpose of contract	General
Contract start date	01/04/2006
Contract end date	

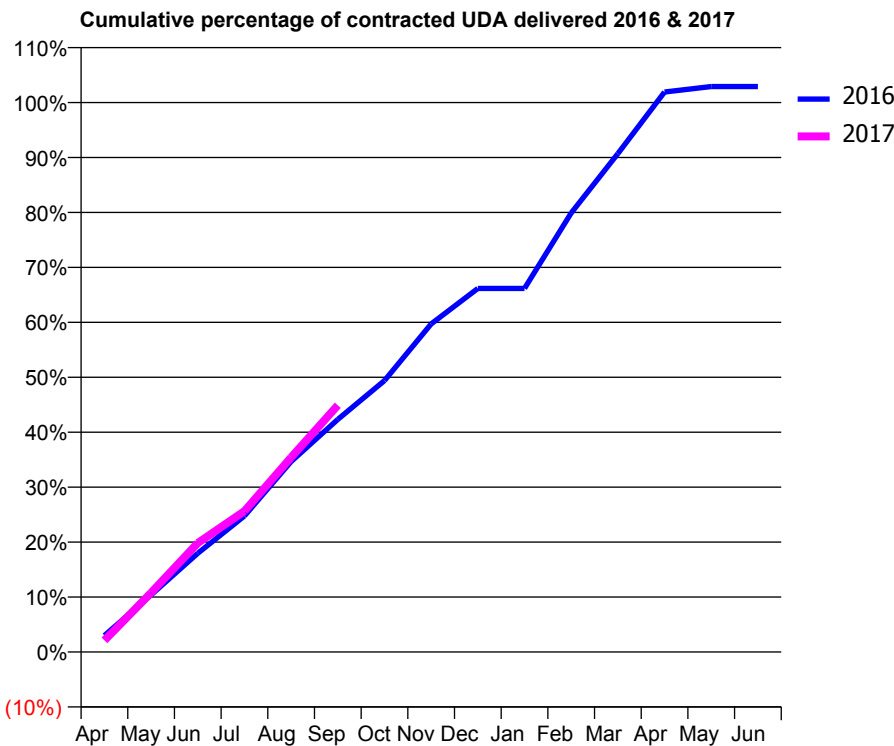
16/17 Contracted general activity (UDA)	1,704
Carry forward general activity (UDA)	-34
16/17 Contracted orthodontic activity (UOA)	0
Carry forward orthodontic activity (UOA)	0
Baseline contract value	£42,642.52

ACCESS*

Patients seen in 24 months	Total	Change since previous quarter
Quarter ending September 2015	736	
Quarter ending December 2015	759	↑
Quarter ending March 2016	768	→
Quarter ending June 2016	790	↑
Quarter ending September 2016	807	↑
Variance since September 2015	9.6%	↑



ACTIVITY



Month	Adjusted Scheduled Activity (UDA)	
	2016	2017
April	51	36
May	177	184
June	306	338
July	422	437
August	591	603
September	721	765
October	842	
November	1,018	
December	1,128	
January	1,128	
February	1,362	
March	1,545	
April	1,736	
May	1,753	
June	1,753	

QUALITY

	Quantity	Base Number	Contract	AT	Region	England
% of FP17s for the same patient ID Re-attending within 3 months - Children	8	213	3.8%	10.4%	11.8%	12.4%
% of FP17s for the same patient ID Re-attending within 3 months - Adults	6	193	3.1%	15.9%	17.1%	16.7%
% of FP17s for the same patient ID Re-attending between 3 & 9 months - Children	70	213	32.9%	47.1%	45.8%	57.4%
% of FP17s for the same patient ID Re-attending between 3 & 9 months - Adults	53	193	27.5%	37.7%	37.6%	50.5%
% of FP17s for Band 1 Urgent Courses	2	323	0.6%	10.1%	10.6%	9.1%
% of FP17s Relating to Free Repair or Replacements	0	323	0.0%	0.6%	0.6%	0.8%
% of FP17s Relating to Continuations	0	323	0.0%	1.1%	0.9%	1.3%
% of Patients satisfied with the dentistry they have received	0	1	N/A	90.5%	90.2%	93.2%
% of Patients satisfied with the time they had to wait for an appointment	0	1	N/A	85.8%	83.8%	89.0%

* This is based on patients treated on this contract for their most recent course of treatment. Figures in italics indicate the base number of FP17s or Patient Questionnaire responses are less than 100. N/A is shown where the base number of responses is less than 10 during the period. % is calculated as Quantity/Base number*100

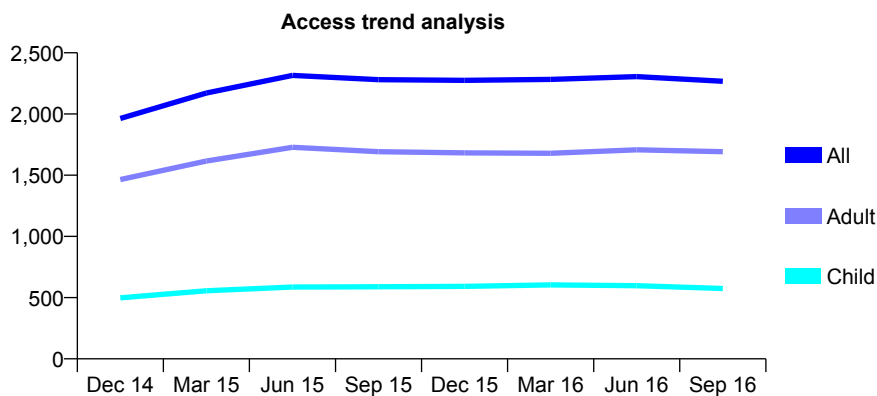
Q63 - Vital Signs At a Glance Contract Report for 843210/0001 - September 2016

Name or company name	MISS S HAMZEHNEJAD
Contract type name	GDS Contract
Purpose of contract	General
Contract start date	01/04/2006
Contract end date	

16/17 Contracted general activity (UDA)	8,228
Carry forward general activity (UDA)	0
16/17 Contracted orthodontic activity (UOA)	0
Carry forward orthodontic activity (UOA)	0
Baseline contract value	£219,765.85

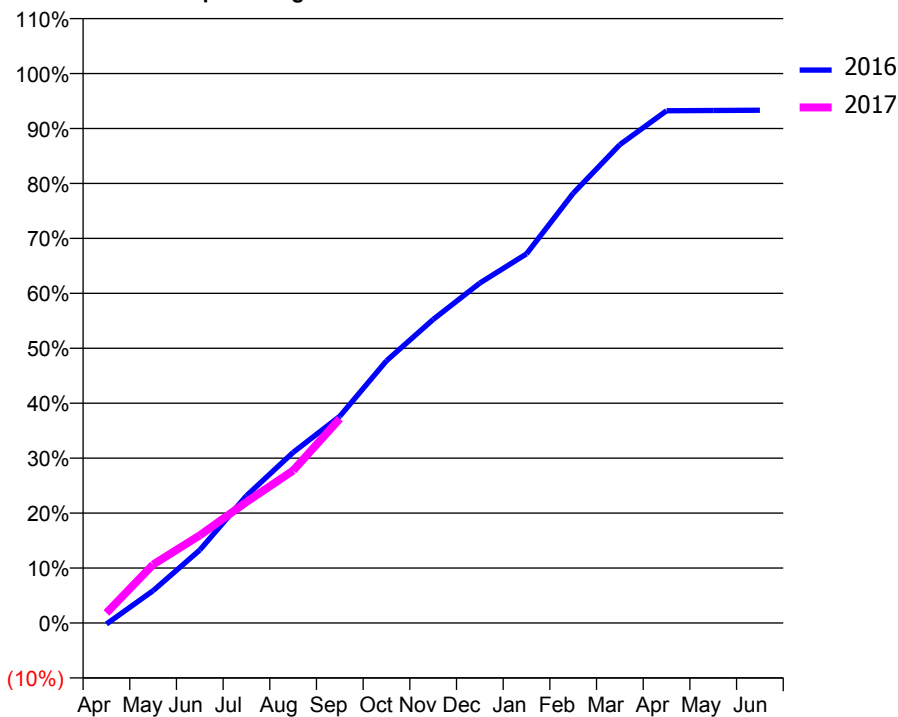
ACCESS*

Patients seen in 24 months	Total	Change since previous quarter
Quarter ending September 2015	2,281	
Quarter ending December 2015	2,275	→
Quarter ending March 2016	2,283	→
Quarter ending June 2016	2,306	→
Quarter ending September 2016	2,267	↓
Variance since September 2015	(0.6%)	→



ACTIVITY

Cumulative percentage of contracted UDA delivered 2016 & 2017



Month	Adjusted Scheduled Activity (UDA)	
	2016	2017
April	-17	151
May	484	875
June	1,092	1,312
July	1,906	1,811
August	2,555	2,282
September	3,095	3,060
October	3,927	
November	4,546	
December	5,090	
January	5,527	
February	6,434	
March	7,163	
April	7,671	
May	7,674	
June	7,678	

QUALITY

	Quantity	Base Number	Contract	AT	Region	England
% of FP17s for the same patient ID Re-attending within 3 months - Children	29	351	8.3%	10.4%	11.8%	12.4%
% of FP17s for the same patient ID Re-attending within 3 months - Adults	175	1,012	17.3%	15.9%	17.1%	16.7%
% of FP17s for the same patient ID Re-attending between 3 & 9 months - Children	160	351	45.6%	47.1%	45.8%	57.4%
% of FP17s for the same patient ID Re-attending between 3 & 9 months - Adults	435	1,012	43.0%	37.7%	37.6%	50.5%
% of FP17s for Band 1 Urgent Courses	143	1,175	12.2%	10.1%	10.6%	9.1%
% of FP17s Relating to Free Repair or Replacements	14	1,175	1.2%	0.6%	0.6%	0.8%
% of FP17s Relating to Continuations	18	1,175	1.5%	1.1%	0.9%	1.3%
% of Patients satisfied with the dentistry they have received	0	0	N/A	90.5%	90.2%	93.2%
% of Patients satisfied with the time they had to wait for an appointment	0	0	N/A	85.8%	83.8%	89.0%

* This is based on patients treated on this contract for their most recent course of treatment. Figures in italics indicate the base number of FP17s or Patient Questionnaire responses are less than 100. N/A is shown where the base number of responses is less than 10 during the period. % is calculated as Quantity/Base number*100

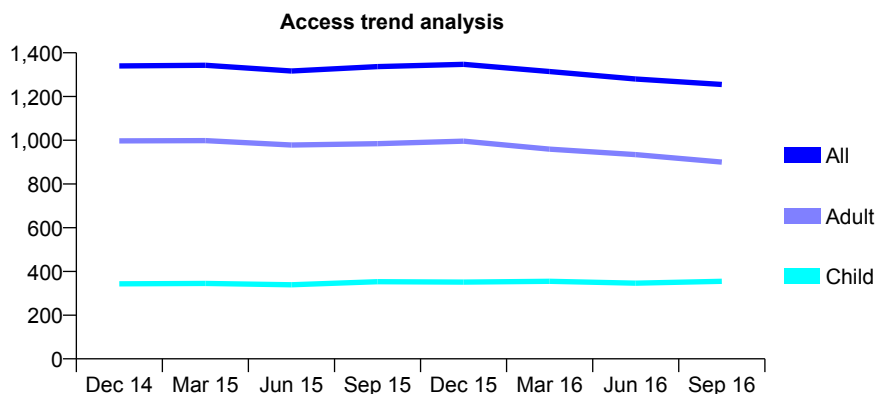
Q63 - Vital Signs At a Glance Contract Report for 843423/0001 - September 2016

Name or company name	MISS S RAHIMI-ATA
Contract type name	GDS Contract
Purpose of contract	General
Contract start date	01/04/2006
Contract end date	

16/17 Contracted general activity (UDA)	4,738
Carry forward general activity (UDA)	0
16/17 Contracted orthodontic activity (UOA)	0
Carry forward orthodontic activity (UOA)	0
Baseline contract value	£147,269.02

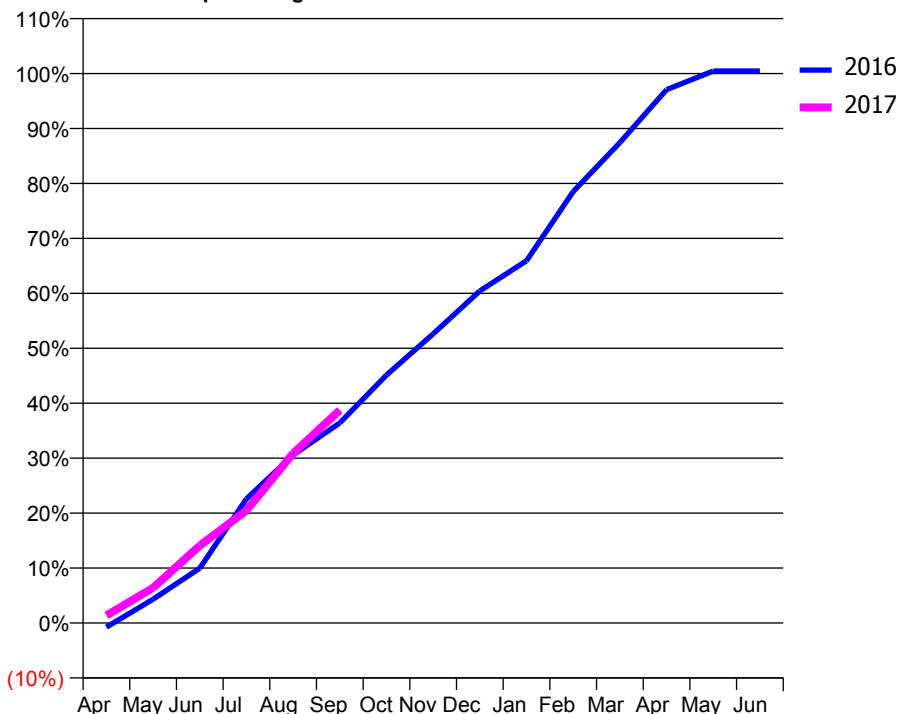
ACCESS*

Patients seen in 24 months	Total	Change since previous quarter
Quarter ending September 2015	1,337	
Quarter ending December 2015	1,347	→
Quarter ending March 2016	1,314	↓
Quarter ending June 2016	1,280	↓
Quarter ending September 2016	1,255	↓
Variance since September 2015	(6.1%)	↓



ACTIVITY

Cumulative percentage of contracted UDA delivered 2016 & 2017



Month	Adjusted Scheduled Activity (UDA)	
	2016	2017
April	-36	65
May	205	304
June	473	668
July	1,071	971
August	1,449	1,463
September	1,726	1,835
October	2,138	
November	2,493	
December	2,863	
January	3,123	
February	3,720	
March	4,142	
April	4,598	
May	4,759	
June	4,759	

QUALITY

	Quantity	Base Number	Contract	AT	Region	England
% of FP17s for the same patient ID Re-attending within 3 months - Children	5	218	2.3%	10.4%	11.8%	12.4%
% of FP17s for the same patient ID Re-attending within 3 months - Adults	59	503	11.7%	15.9%	17.1%	16.7%
% of FP17s for the same patient ID Re-attending between 3 & 9 months - Children	113	218	51.8%	47.1%	45.8%	57.4%
% of FP17s for the same patient ID Re-attending between 3 & 9 months - Adults	227	503	45.1%	37.7%	37.6%	50.5%
% of FP17s for Band 1 Urgent Courses	12	606	2.0%	10.1%	10.6%	9.1%
% of FP17s Relating to Free Repair or Replacements	0	606	0.0%	0.6%	0.6%	0.8%
% of FP17s Relating to Continuations	4	606	0.7%	1.1%	0.9%	1.3%
% of Patients satisfied with the dentistry they have received	0	0	N/A	90.5%	90.2%	93.2%
% of Patients satisfied with the time they had to wait for an appointment	0	0	N/A	85.8%	83.8%	89.0%

* This is based on patients treated on this contract for their most recent course of treatment. Figures in italics indicate the base number of FP17s or Patient Questionnaire responses are less than 100. N/A is shown where the base number of responses is less than 10 during the period. % is calculated as Quantity/Base number*100

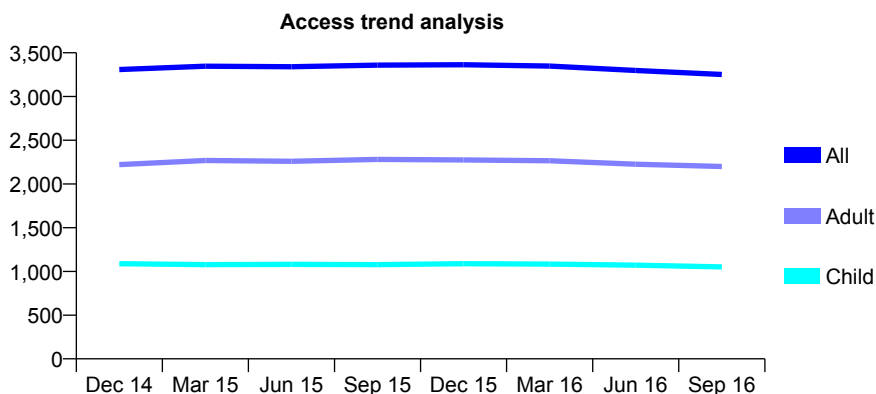
Q63 - Vital Signs At a Glance Contract Report for 844578/0001 - September 2016

Name or company name	MR PS PANESAR
Contract type name	GDS Contract
Purpose of contract	General
Contract start date	01/04/2006
Contract end date	

16/17 Contracted general activity (UDA)	5,350
Carry forward general activity (UDA)	30
16/17 Contracted orthodontic activity (UOA)	0
Carry forward orthodontic activity (UOA)	0
Baseline contract value	£147,311.75

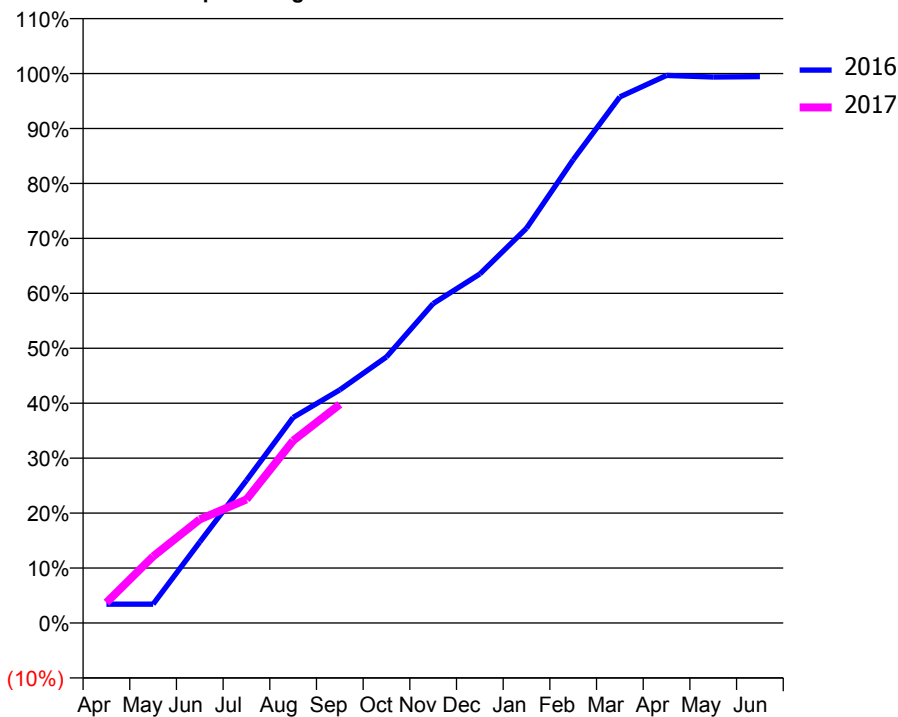
ACCESS*

Patients seen in 24 months	Total	Change since previous quarter
Quarter ending September 2015	3,359	
Quarter ending December 2015	3,363	→
Quarter ending March 2016	3,349	→
Quarter ending June 2016	3,298	↓
Quarter ending September 2016	3,252	↓
Variance since September 2015	(3.2%)	↓



ACTIVITY

Cumulative percentage of contracted UDA delivered 2016 & 2017



Month	Adjusted Scheduled Activity (UDA)	
	2016	2017
April	183	199
May	183	648
June	789	1,010
July	1,388	1,203
August	2,002	1,776
September	2,270	2,128
October	2,591	
November	3,110	
December	3,398	
January	3,843	
February	4,511	
March	5,122	
April	5,332	
May	5,316	
June	5,320	

QUALITY

	Quantity	Base Number	Contract	AT	Region	England
% of FP17s for the same patient ID Re-attending within 3 months - Children	24	558	4.3%	10.4%	11.8%	12.4%
% of FP17s for the same patient ID Re-attending within 3 months - Adults	98	1,036	9.5%	15.9%	17.1%	16.7%
% of FP17s for the same patient ID Re-attending between 3 & 9 months - Children	248	558	44.4%	47.1%	45.8%	57.4%
% of FP17s for the same patient ID Re-attending between 3 & 9 months - Adults	358	1,036	34.6%	37.7%	37.6%	50.5%
% of FP17s for Band 1 Urgent Courses	100	1,230	8.1%	10.1%	10.6%	9.1%
% of FP17s Relating to Free Repair or Replacements	6	1,230	0.5%	0.6%	0.6%	0.8%
% of FP17s Relating to Continuations	4	1,230	0.3%	1.1%	0.9%	1.3%
% of Patients satisfied with the dentistry they have received	0	0	N/A	90.5%	90.2%	93.2%
% of Patients satisfied with the time they had to wait for an appointment	0	0	N/A	85.8%	83.8%	89.0%

* This is based on patients treated on this contract for their most recent course of treatment. Figures in italics indicate the base number of FP17s or Patient Questionnaire responses are less than 100. N/A is shown where the base number of responses is less than 10 during the period. % is calculated as Quantity/Base number*100

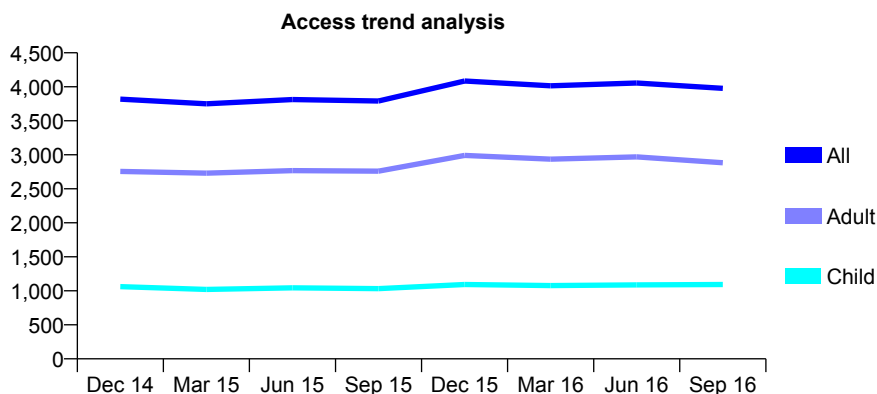
Q63 - Vital Signs At a Glance Contract Report for 844616/0001 - September 2016

Name or company name	MISS RY ISLAM
Contract type name	GDS Contract
Purpose of contract	General
Contract start date	01/04/2006
Contract end date	

16/17 Contracted general activity (UDA)	10,375
Carry forward general activity (UDA)	-7
16/17 Contracted orthodontic activity (UOA)	0
Carry forward orthodontic activity (UOA)	0
Baseline contract value	£282,875.48

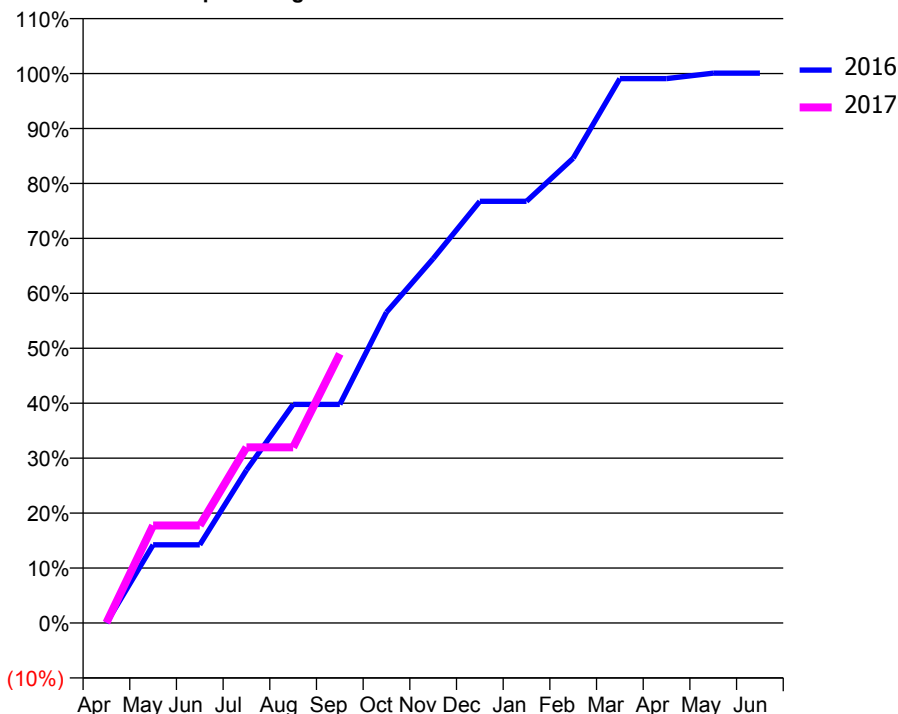
ACCESS*

Patients seen in 24 months	Total	Change since previous quarter
Quarter ending September 2015	3,792	
Quarter ending December 2015	4,085	↑
Quarter ending March 2016	4,014	↓
Quarter ending June 2016	4,056	→
Quarter ending September 2016	3,977	↓
Variance since September 2015	4.9%	↑



ACTIVITY

Cumulative percentage of contracted UDA delivered 2016 & 2017



Month	Adjusted Scheduled Activity (UDA)	
	2016	2017
April	2	7
May	1,476	1,841
June	1,476	1,841
July	2,887	3,317
August	4,128	3,317
September	4,128	5,083
October	5,868	
November	6,879	
December	7,963	
January	7,963	
February	8,775	
March	10,278	
April	10,278	
May	10,382	
June	10,382	

QUALITY

	Quantity	Base Number	Contract	AT	Region	England
% of FP17s for the same patient ID Re-attending within 3 months - Children	32	583	5.5%	10.4%	11.8%	12.4%
% of FP17s for the same patient ID Re-attending within 3 months - Adults	98	1,249	7.8%	15.9%	17.1%	16.7%
% of FP17s for the same patient ID Re-attending between 3 & 9 months - Children	211	583	36.2%	47.1%	45.8%	57.4%
% of FP17s for the same patient ID Re-attending between 3 & 9 months - Adults	399	1,249	31.9%	37.7%	37.6%	50.5%
% of FP17s for Band 1 Urgent Courses	81	1,612	5.0%	10.1%	10.6%	9.1%
% of FP17s Relating to Free Repair or Replacements	4	1,612	0.2%	0.6%	0.6%	0.8%
% of FP17s Relating to Continuations	11	1,612	0.7%	1.1%	0.9%	1.3%
% of Patients satisfied with the dentistry they have received	2	2	N/A	90.5%	90.2%	93.2%
% of Patients satisfied with the time they had to wait for an appointment	2	2	N/A	85.8%	83.8%	89.0%

* This is based on patients treated on this contract for their most recent course of treatment. Figures in italics indicate the base number of FP17s or Patient Questionnaire responses are less than 100. N/A is shown where the base number of responses is less than 10 during the period. % is calculated as Quantity/Base number*100

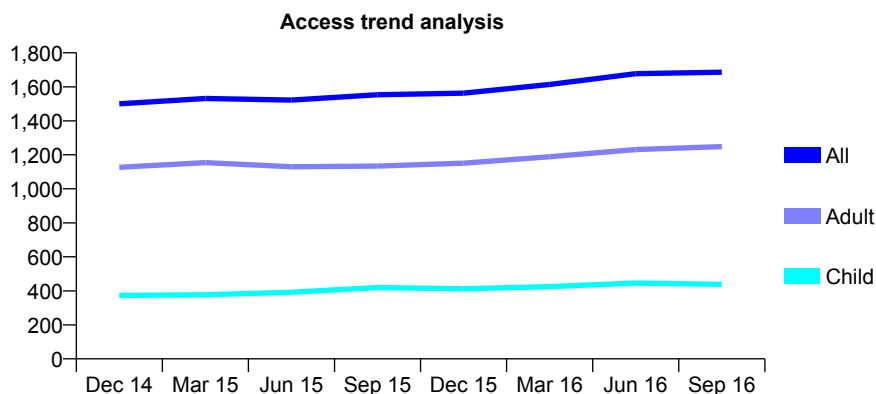
Q63 - Vital Signs At a Glance Contract Report for 846066/0001 - September 2016

Name or company name	MR A SYED
Contract type name	GDS Contract
Purpose of contract	General
Contract start date	01/04/2006
Contract end date	

16/17 Contracted general activity (UDA)	5,478
Carry forward general activity (UDA)	-52
16/17 Contracted orthodontic activity (UOA)	0
Carry forward orthodontic activity (UOA)	0
Baseline contract value	£220,134.77

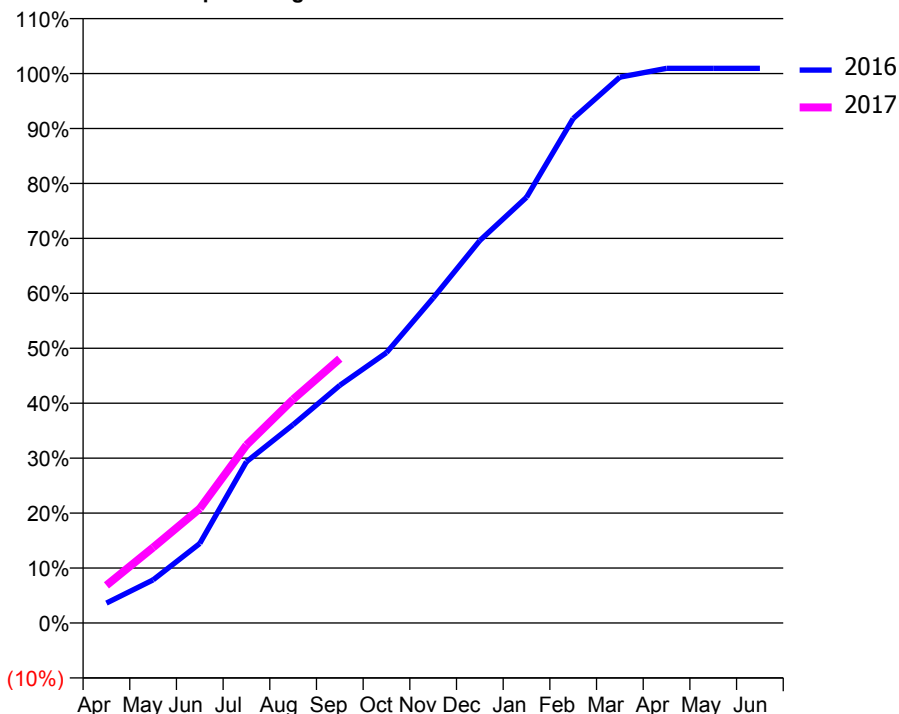
ACCESS*

Patients seen in 24 months	Total	Change since previous quarter
Quarter ending September 2015	1,553	
Quarter ending December 2015	1,563	→
Quarter ending March 2016	1,614	↑
Quarter ending June 2016	1,677	↑
Quarter ending September 2016	1,686	→
Variance since September 2015	8.6%	↑



ACTIVITY

Cumulative percentage of contracted UDA delivered 2016 & 2017



Month	Adjusted Scheduled Activity (UDA)	
	2016	2017
April	199	376
May	430	753
June	793	1,141
July	1,608	1,774
August	1,978	2,230
September	2,369	2,636
October	2,696	
November	3,240	
December	3,814	
January	4,244	
February	5,029	
March	5,442	
April	5,530	
May	5,530	
June	5,530	

QUALITY

	Quantity	Base Number	Contract	AT	Region	England
% of FP17s for the same patient ID Re-attending within 3 months - Children	18	292	6.2%	10.4%	11.8%	12.4%
% of FP17s for the same patient ID Re-attending within 3 months - Adults	60	545	11.0%	15.9%	17.1%	16.7%
% of FP17s for the same patient ID Re-attending between 3 & 9 months - Children	144	292	49.3%	47.1%	45.8%	57.4%
% of FP17s for the same patient ID Re-attending between 3 & 9 months - Adults	128	545	23.5%	37.7%	37.6%	50.5%
% of FP17s for Band 1 Urgent Courses	68	792	8.6%	10.1%	10.6%	9.1%
% of FP17s Relating to Free Repair or Replacements	0	792	0.0%	0.6%	0.6%	0.8%
% of FP17s Relating to Continuations	2	792	0.3%	1.1%	0.9%	1.3%
% of Patients satisfied with the dentistry they have received	0	0	N/A	90.5%	90.2%	93.2%
% of Patients satisfied with the time they had to wait for an appointment	0	0	N/A	85.8%	83.8%	89.0%

* This is based on patients treated on this contract for their most recent course of treatment. Figures in italics indicate the base number of FP17s or Patient Questionnaire responses are less than 100. N/A is shown where the base number of responses is less than 10 during the period. % is calculated as Quantity/Base number*100

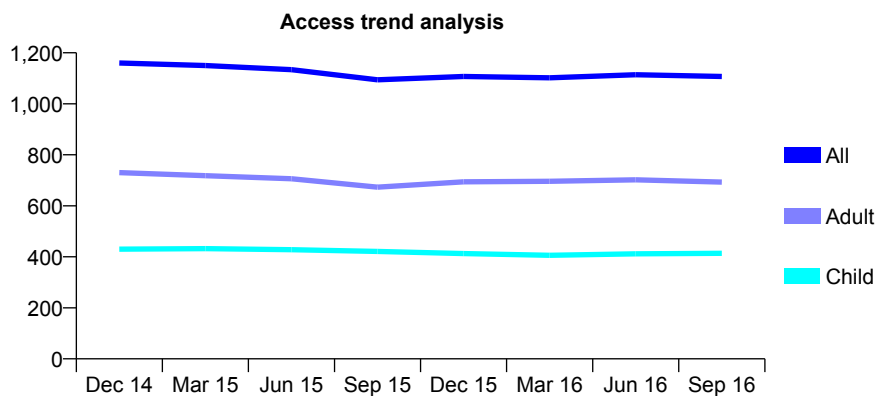
Q63 - Vital Signs At a Glance Contract Report for 847550/0001 - September 2016

Name or company name	MRS R SHERIFF
Contract type name	GDS Contract
Purpose of contract	General
Contract start date	01/06/2006
Contract end date	

16/17 Contracted general activity (UDA)	4,787
Carry forward general activity (UDA)	0
16/17 Contracted orthodontic activity (UOA)	0
Carry forward orthodontic activity (UOA)	0
Baseline contract value	£143,071.61

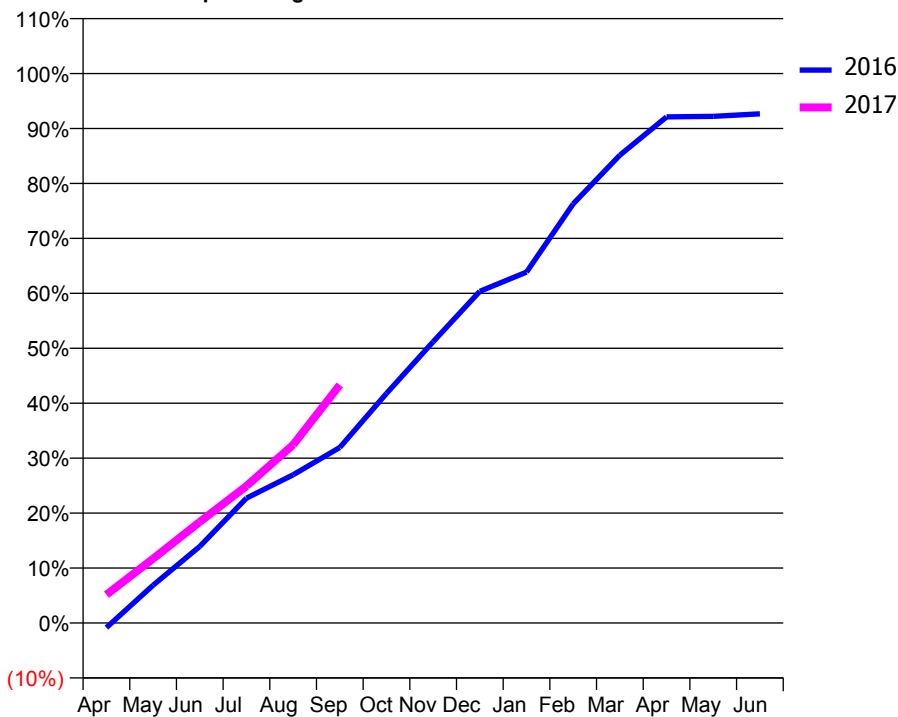
ACCESS*

Patients seen in 24 months	Total	Change since previous quarter
Quarter ending September 2015	1,094	
Quarter ending December 2015	1,107	→
Quarter ending March 2016	1,102	→
Quarter ending June 2016	1,114	→
Quarter ending September 2016	1,107	→
Variance since September 2015	1.2%	→



ACTIVITY

Cumulative percentage of contracted UDA delivered 2016 & 2017



Month	Adjusted Scheduled Activity (UDA)	
	2016	2017
April	-41	246
May	329	560
June	667	881
July	1,088	1,193
August	1,291	1,553
September	1,529	2,074
October	2,000	
November	2,451	
December	2,890	
January	3,057	
February	3,651	
March	4,076	
April	4,409	
May	4,414	
June	4,436	

QUALITY

	Quantity	Base Number	Contract	AT	Region	England
% of FP17s for the same patient ID Re-attending within 3 months - Children	83	313	26.5%	10.4%	11.8%	12.4%
% of FP17s for the same patient ID Re-attending within 3 months - Adults	156	462	33.8%	15.9%	17.1%	16.7%
% of FP17s for the same patient ID Re-attending between 3 & 9 months - Children	92	313	29.4%	47.1%	45.8%	57.4%
% of FP17s for the same patient ID Re-attending between 3 & 9 months - Adults	116	462	25.1%	37.7%	37.6%	50.5%
% of FP17s for Band 1 Urgent Courses	33	671	4.9%	10.1%	10.6%	9.1%
% of FP17s Relating to Free Repair or Replacements	0	671	0.0%	0.6%	0.6%	0.8%
% of FP17s Relating to Continuations	94	671	14.0%	1.1%	0.9%	1.3%
% of Patients satisfied with the dentistry they have received	1	1	N/A	90.5%	90.2%	93.2%
% of Patients satisfied with the time they had to wait for an appointment	1	1	N/A	85.8%	83.8%	89.0%

* This is based on patients treated on this contract for their most recent course of treatment. Figures in italics indicate the base number of FP17s or Patient Questionnaire responses are less than 100. N/A is shown where the base number of responses is less than 10 during the period. % is calculated as Quantity/Base number*100

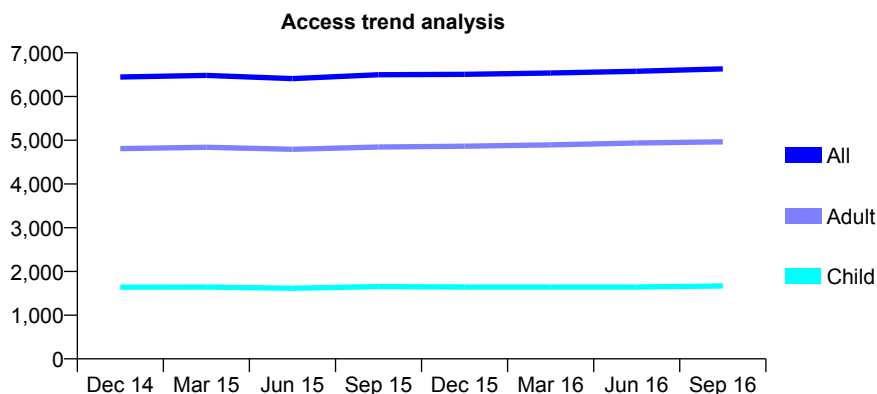
Q63 - Vital Signs At a Glance Contract Report for 848018/0001 - September 2016

Name or company name	MS F POURGHOBAD
Contract type name	GDS Contract
Purpose of contract	General
Contract start date	01/04/2006
Contract end date	

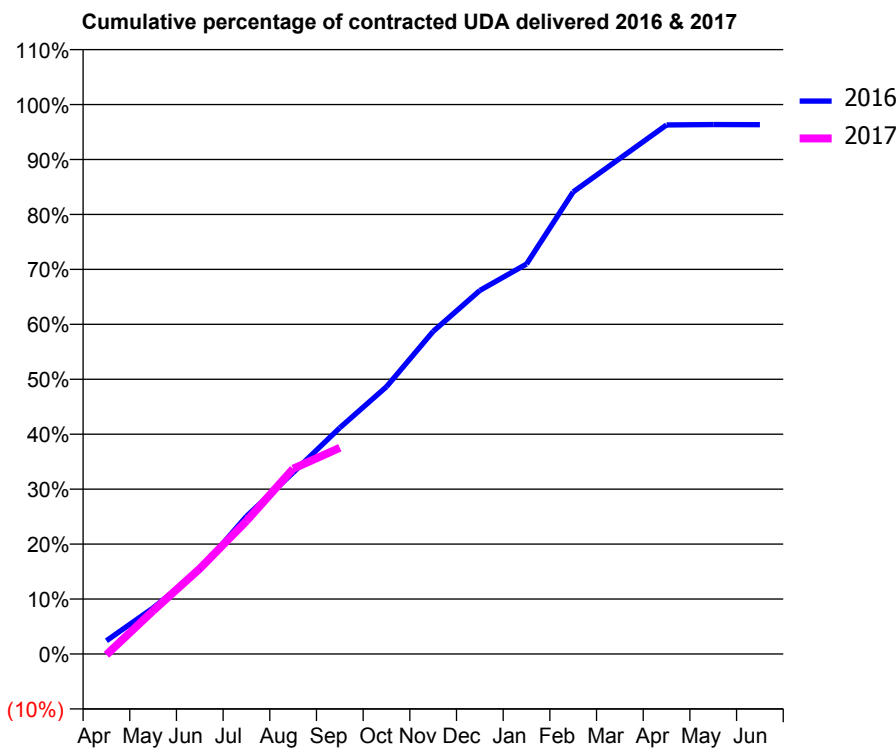
16/17 Contracted general activity (UDA)	16,817
Carry forward general activity (UDA)	619
16/17 Contracted orthodontic activity (UOA)	0
Carry forward orthodontic activity (UOA)	0
Baseline contract value	£489,852.25

ACCESS*

Patients seen in 24 months	Total	Change since previous quarter
Quarter ending September 2015	6,498	
Quarter ending December 2015	6,507	→
Quarter ending March 2016	6,539	→
Quarter ending June 2016	6,579	→
Quarter ending September 2016	6,631	→
Variance since September 2015	2.0%	↑



ACTIVITY



Month	Adjusted Scheduled Activity (UDA)	
	2016	2017
April	404	-25
May	1,408	1,325
June	2,571	2,616
July	4,213	4,073
August	5,551	5,669
September	6,922	6,313
October	8,179	
November	9,875	
December	11,127	
January	11,933	
February	14,145	
March	15,166	
April	16,192	
May	16,202	
June	16,198	

QUALITY

	Quantity	Base Number	Contract	AT	Region	England
% of FP17s for the same patient ID Re-attending within 3 months - Children	61	1,159	5.3%	10.4%	11.8%	12.4%
% of FP17s for the same patient ID Re-attending within 3 months - Adults	279	3,050	9.1%	15.9%	17.1%	16.7%
% of FP17s for the same patient ID Re-attending between 3 & 9 months - Children	364	1,159	31.4%	47.1%	45.8%	57.4%
% of FP17s for the same patient ID Re-attending between 3 & 9 months - Adults	1,082	3,050	35.5%	37.7%	37.6%	50.5%
% of FP17s for Band 1 Urgent Courses	225	3,632	6.2%	10.1%	10.6%	9.1%
% of FP17s Relating to Free Repair or Replacements	10	3,632	0.3%	0.6%	0.6%	0.8%
% of FP17s Relating to Continuations	24	3,632	0.7%	1.1%	0.9%	1.3%
% of Patients satisfied with the dentistry they have received	3	3	N/A	90.5%	90.2%	93.2%
% of Patients satisfied with the time they had to wait for an appointment	1	3	N/A	85.8%	83.8%	89.0%

* This is based on patients treated on this contract for their most recent course of treatment. Figures in italics indicate the base number of FP17s or Patient Questionnaire responses are less than 100. N/A is shown where the base number of responses is less than 10 during the period. % is calculated as Quantity/Base number*100

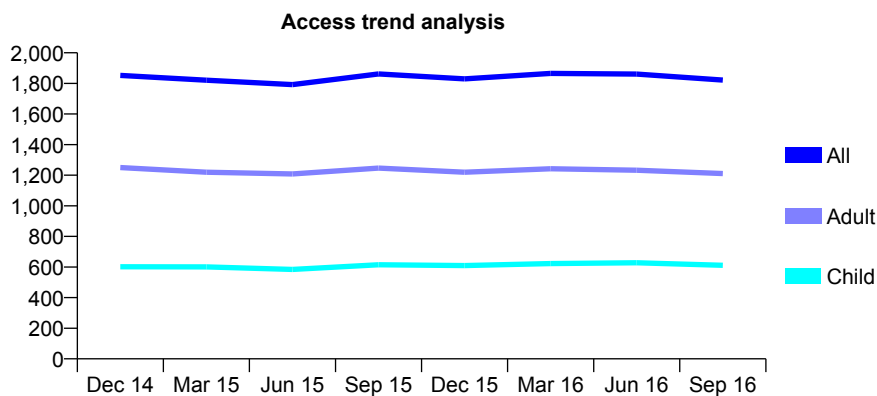
Q63 - Vital Signs At a Glance Contract Report for 849138/0002 - September 2016

Name or company name	MR FK BANJO
Contract type name	GDS Contract
Purpose of contract	General
Contract start date	01/04/2006
Contract end date	

16/17 Contracted general activity (UDA)	6,000
Carry forward general activity (UDA)	0
16/17 Contracted orthodontic activity (UOA)	0
Carry forward orthodontic activity (UOA)	0
Baseline contract value	£204,518.74

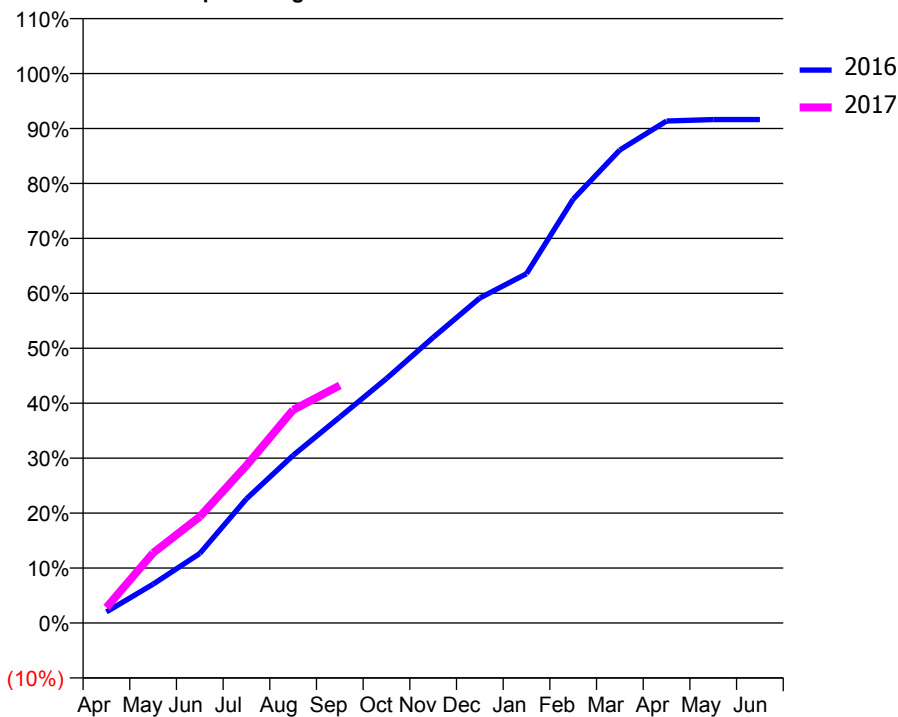
ACCESS*

Patients seen in 24 months	Total	Change since previous quarter
Quarter ending September 2015	1,862	
Quarter ending December 2015	1,830	↓
Quarter ending March 2016	1,865	→
Quarter ending June 2016	1,861	→
Quarter ending September 2016	1,822	↓
Variance since September 2015	(2.1%)	↓



ACTIVITY

Cumulative percentage of contracted UDA delivered 2016 & 2017



Month	Adjusted Scheduled Activity (UDA)	
	2016	2017
April	122	170
May	425	765
June	759	1,161
July	1,356	1,721
August	1,831	2,328
September	2,249	2,594
October	2,669	
November	3,119	
December	3,549	
January	3,814	
February	4,628	
March	5,166	
April	5,481	
May	5,497	
June	5,497	

QUALITY

	Quantity	Base Number	Contract	AT	Region	England
% of FP17s for the same patient ID Re-attending within 3 months - Children	23	345	6.7%	10.4%	11.8%	12.4%
% of FP17s for the same patient ID Re-attending within 3 months - Adults	116	710	16.3%	15.9%	17.1%	16.7%
% of FP17s for the same patient ID Re-attending between 3 & 9 months - Children	143	345	41.4%	47.1%	45.8%	57.4%
% of FP17s for the same patient ID Re-attending between 3 & 9 months - Adults	256	710	36.1%	37.7%	37.6%	50.5%
% of FP17s for Band 1 Urgent Courses	13	929	1.4%	10.1%	10.6%	9.1%
% of FP17s Relating to Free Repair or Replacements	4	929	0.4%	0.6%	0.6%	0.8%
% of FP17s Relating to Continuations	0	929	0.0%	1.1%	0.9%	1.3%
% of Patients satisfied with the dentistry they have received	1	1	N/A	90.5%	90.2%	93.2%
% of Patients satisfied with the time they had to wait for an appointment	1	1	N/A	85.8%	83.8%	89.0%

* This is based on patients treated on this contract for their most recent course of treatment. Figures in italics indicate the base number of FP17s or Patient Questionnaire responses are less than 100. N/A is shown where the base number of responses is less than 10 during the period. % is calculated as Quantity/Base number*100

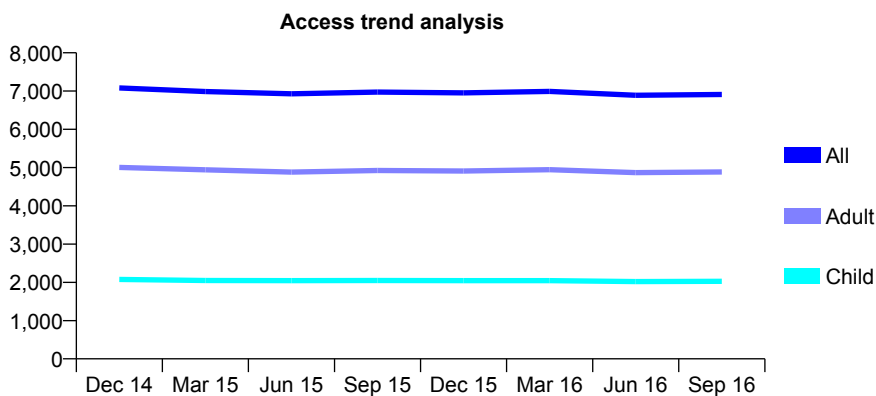
Q63 - Vital Signs At a Glance Contract Report for 853372/0001 - September 2016

Name or company name	MR K KHOORBHOOR
Contract type name	GDS Contract
Purpose of contract	General
Contract start date	19/04/2008
Contract end date	

16/17 Contracted general activity (UDA)	20,021
Carry forward general activity (UDA)	0
16/17 Contracted orthodontic activity (UOA)	0
Carry forward orthodontic activity (UOA)	0
Baseline contract value	£565,084.75

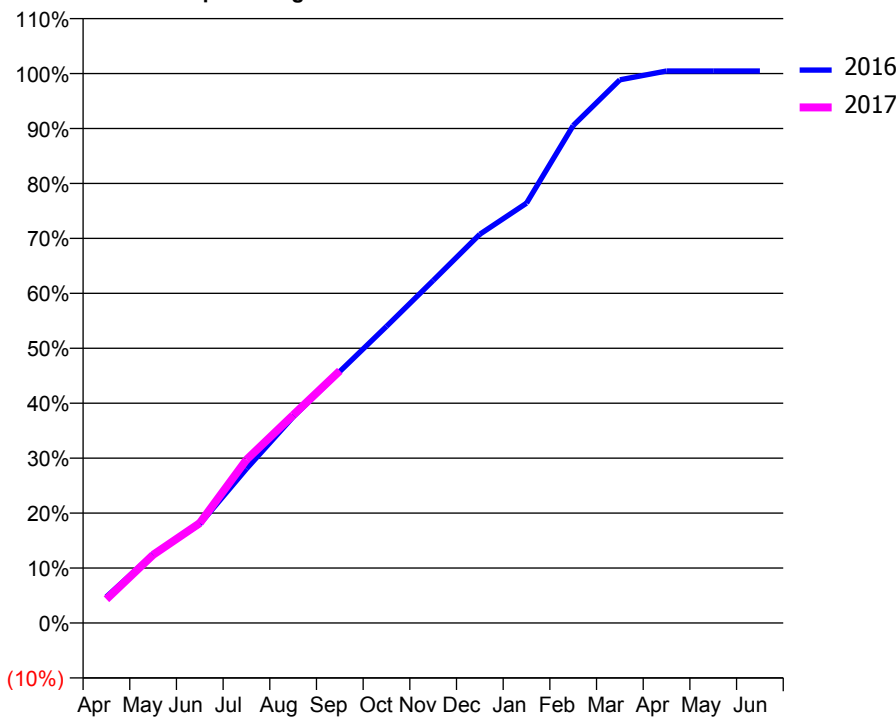
ACCESS*

Patients seen in 24 months	Total	Change since previous quarter
Quarter ending September 2015	6,973	
Quarter ending December 2015	6,953	→
Quarter ending March 2016	6,990	→
Quarter ending June 2016	6,890	↓
Quarter ending September 2016	6,910	→
Variance since September 2015	(0.9%)	→



ACTIVITY

Cumulative percentage of contracted UDA delivered 2016 & 2017



Month	Adjusted Scheduled Activity (UDA)	
	2016	2017
April	955	868
May	2,511	2,486
June	3,602	3,643
July	5,617	5,951
August	7,510	7,578
September	9,165	9,189
October	10,807	
November	12,477	
December	14,164	
January	15,297	
February	18,126	
March	19,790	
April	20,114	
May	20,114	
June	20,114	

QUALITY

	Quantity	Base Number	Contract	AT	Region	England
% of FP17s for the same patient ID Re-attending within 3 months - Children	54	1,154	4.7%	10.4%	11.8%	12.4%
% of FP17s for the same patient ID Re-attending within 3 months - Adults	372	2,577	14.4%	15.9%	17.1%	16.7%
% of FP17s for the same patient ID Re-attending between 3 & 9 months - Children	509	1,154	44.1%	47.1%	45.8%	57.4%
% of FP17s for the same patient ID Re-attending between 3 & 9 months - Adults	892	2,577	34.6%	37.7%	37.6%	50.5%
% of FP17s for Band 1 Urgent Courses	307	3,419	9.0%	10.1%	10.6%	9.1%
% of FP17s Relating to Free Repair or Replacements	16	3,419	0.5%	0.6%	0.6%	0.8%
% of FP17s Relating to Continuations	84	3,419	2.5%	1.1%	0.9%	1.3%
% of Patients satisfied with the dentistry they have received	4	4	N/A	90.5%	90.2%	93.2%
% of Patients satisfied with the time they had to wait for an appointment	4	4	N/A	85.8%	83.8%	89.0%

* This is based on patients treated on this contract for their most recent course of treatment. Figures in italics indicate the base number of FP17s or Patient Questionnaire responses are less than 100. N/A is shown where the base number of responses is less than 10 during the period. % is calculated as Quantity/Base number*100

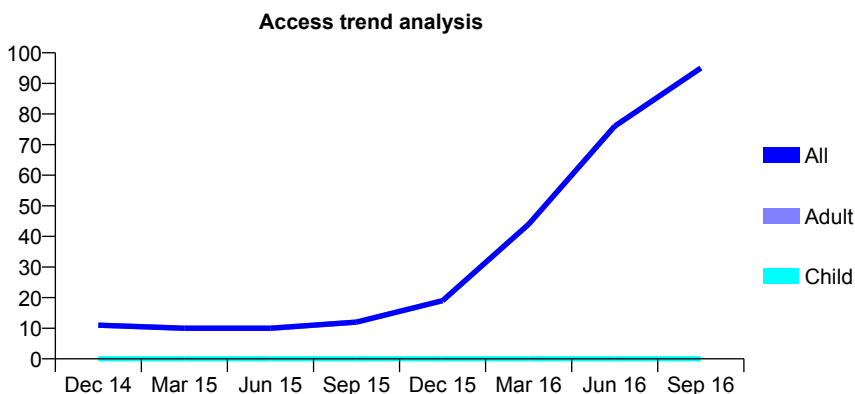
Q63 - Vital Signs At a Glance Contract Report for 853372/0003 - September 2016

Name or company name	MR K KHOORBHOOR
Contract type name	PDS Contract
Purpose of contract	General
Contract start date	01/06/2013
Contract end date	31/03/2017

16/17 Contracted general activity (UDA)	375
Carry forward general activity (UDA)	0
16/17 Contracted orthodontic activity (UOA)	0
Carry forward orthodontic activity (UOA)	0
Baseline contract value	£20,154.75

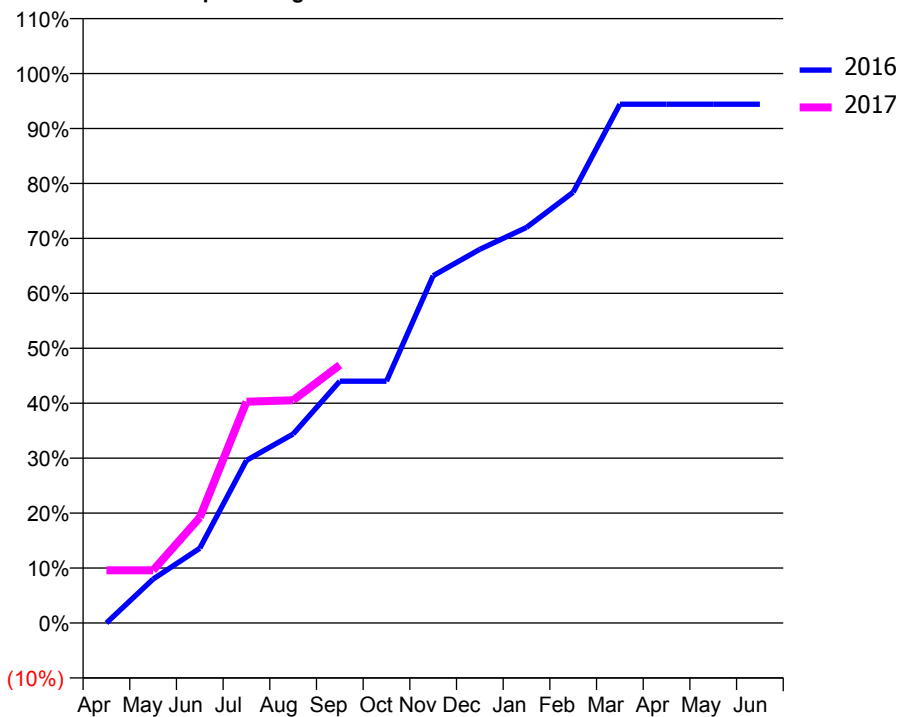
ACCESS*

Patients seen in 24 months	Total	Change since previous quarter
Quarter ending September 2015	12	
Quarter ending December 2015	19	↑
Quarter ending March 2016	44	↑
Quarter ending June 2016	76	↑
Quarter ending September 2016	95	↑
Variance since September 2015	691.7%	↑



ACTIVITY

Cumulative percentage of contracted UDA delivered 2016 & 2017



Adjusted Scheduled Activity (UDA)

Month	2016	2017
April	0	36
May	30	36
June	51	72
July	111	151
August	129	152
September	165	176
October	165	
November	237	
December	255	
January	270	
February	294	
March	354	
April	354	
May	354	
June	354	

QUALITY

	Quantity	Base Number	Contract	AT	Region	England
% of FP17s for the same patient ID Re-attending within 3 months - Children	0	0	N/A	10.4%	11.8%	12.4%
% of FP17s for the same patient ID Re-attending within 3 months - Adults	0	60	0.0%	15.9%	17.1%	16.7%
% of FP17s for the same patient ID Re-attending between 3 & 9 months - Children	0	0	N/A	47.1%	45.8%	57.4%
% of FP17s for the same patient ID Re-attending between 3 & 9 months - Adults	3	60	5.0%	37.7%	37.6%	50.5%
% of FP17s for Band 1 Urgent Courses	0	60	0.0%	10.1%	10.6%	9.1%
% of FP17s Relating to Free Repair or Replacements	0	60	0.0%	0.6%	0.6%	0.8%
% of FP17s Relating to Continuations	0	60	0.0%	1.1%	0.9%	1.3%
% of Patients satisfied with the dentistry they have received	0	0	N/A	90.5%	90.2%	93.2%
% of Patients satisfied with the time they had to wait for an appointment	0	0	N/A	85.8%	83.8%	89.0%

* This is based on patients treated on this contract for their most recent course of treatment. Figures in italics indicate the base number of FP17s or Patient Questionnaire responses are less than 100. N/A is shown where the base number of responses is less than 10 during the period. % is calculated as Quantity/Base number*100

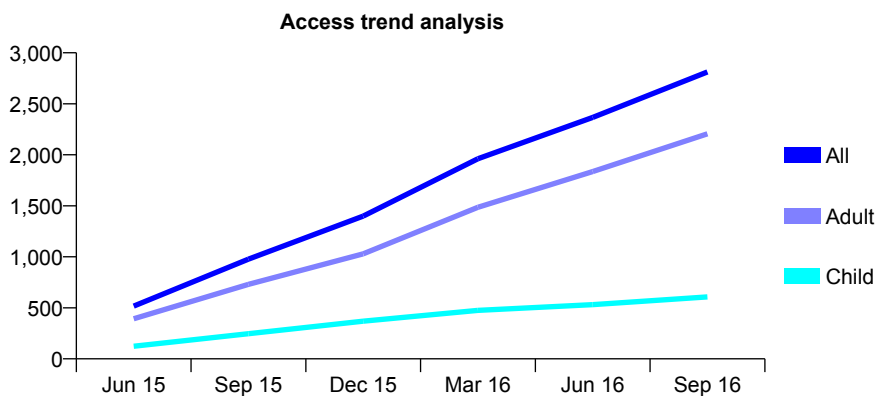
Q63 - Vital Signs At a Glance Contract Report for 854956/0003 - September 2016

Name or company name	MISS N AL-JUMAILY
Contract type name	GDS Contract
Purpose of contract	General
Contract start date	01/04/2015
Contract end date	

16/17 Contracted general activity (UDA)	6,973
Carry forward general activity (UDA)	-127
16/17 Contracted orthodontic activity (UOA)	0
Carry forward orthodontic activity (UOA)	0
Baseline contract value	£276,759.89

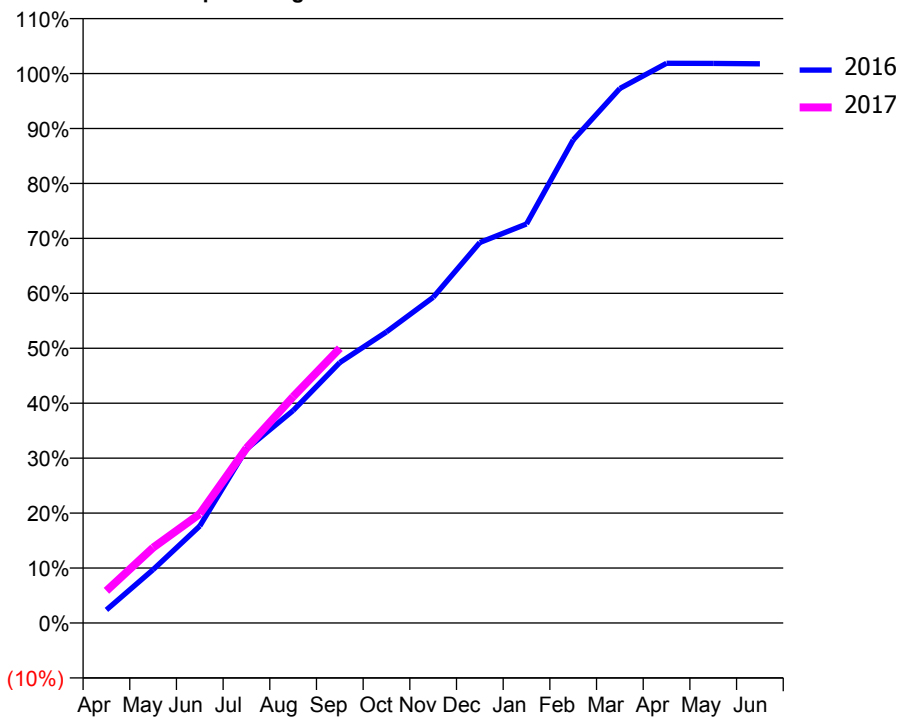
ACCESS*

Patients seen in 24 months	Total	Change since previous quarter
Quarter ending September 2015	977	
Quarter ending December 2015	1,399	↑
Quarter ending March 2016	1,961	↑
Quarter ending June 2016	2,367	↑
Quarter ending September 2016	2,813	↑
Variance since September 2015	187.9%	↑



ACTIVITY

Cumulative percentage of contracted UDA delivered 2016 & 2017



Adjusted Scheduled Activity (UDA)

Month	2016	2017
April	166	409
May	678	957
June	1,231	1,386
July	2,207	2,218
August	2,697	2,873
September	3,305	3,486
October	3,695	
November	4,133	
December	4,828	
January	5,064	
February	6,130	
March	6,782	
April	7,103	
May	7,102	
June	7,096	

QUALITY

	Quantity	Base Number	Contract	AT	Region	England
% of FP17s for the same patient ID Re-attending within 3 months - Children	19	324	5.9%	10.4%	11.8%	12.4%
% of FP17s for the same patient ID Re-attending within 3 months - Adults	74	1,215	6.1%	15.9%	17.1%	16.7%
% of FP17s for the same patient ID Re-attending between 3 & 9 months - Children	88	324	27.2%	47.1%	45.8%	57.4%
% of FP17s for the same patient ID Re-attending between 3 & 9 months - Adults	234	1,215	19.3%	37.7%	37.6%	50.5%
% of FP17s for Band 1 Urgent Courses	89	1,426	6.2%	10.1%	10.6%	9.1%
% of FP17s Relating to Free Repair or Replacements	1	1,426	0.1%	0.6%	0.6%	0.8%
% of FP17s Relating to Continuations	0	1,426	0.0%	1.1%	0.9%	1.3%
% of Patients satisfied with the dentistry they have received	1	1	N/A	90.5%	90.2%	93.2%
% of Patients satisfied with the time they had to wait for an appointment	1	1	N/A	85.8%	83.8%	89.0%

* This is based on patients treated on this contract for their most recent course of treatment. Figures in italics indicate the base number of FP17s or Patient Questionnaire responses are less than 100. N/A is shown where the base number of responses is less than 10 during the period. % is calculated as Quantity/Base number*100

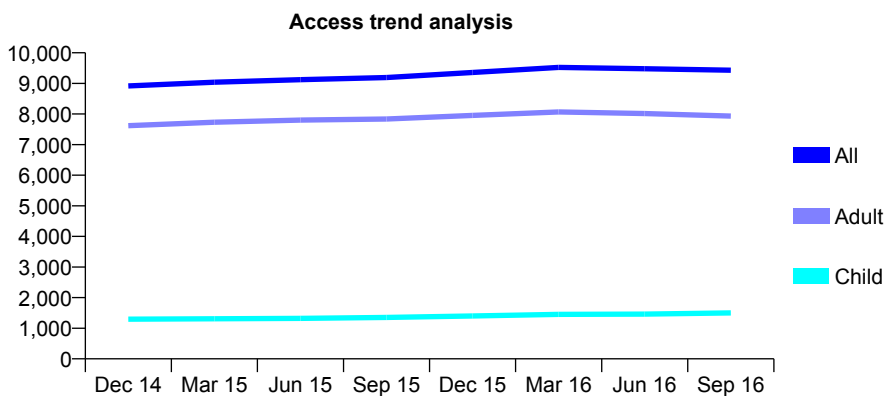
Q63 - Vital Signs At a Glance Contract Report for 855855/0001 - September 2016

Name or company name	MR F MIRZAI
Contract type name	GDS Contract
Purpose of contract	General
Contract start date	01/03/2008
Contract end date	

16/17 Contracted general activity (UDA)	31,000
Carry forward general activity (UDA)	-7
16/17 Contracted orthodontic activity (UOA)	0
Carry forward orthodontic activity (UOA)	0
Baseline contract value	£924,740.28

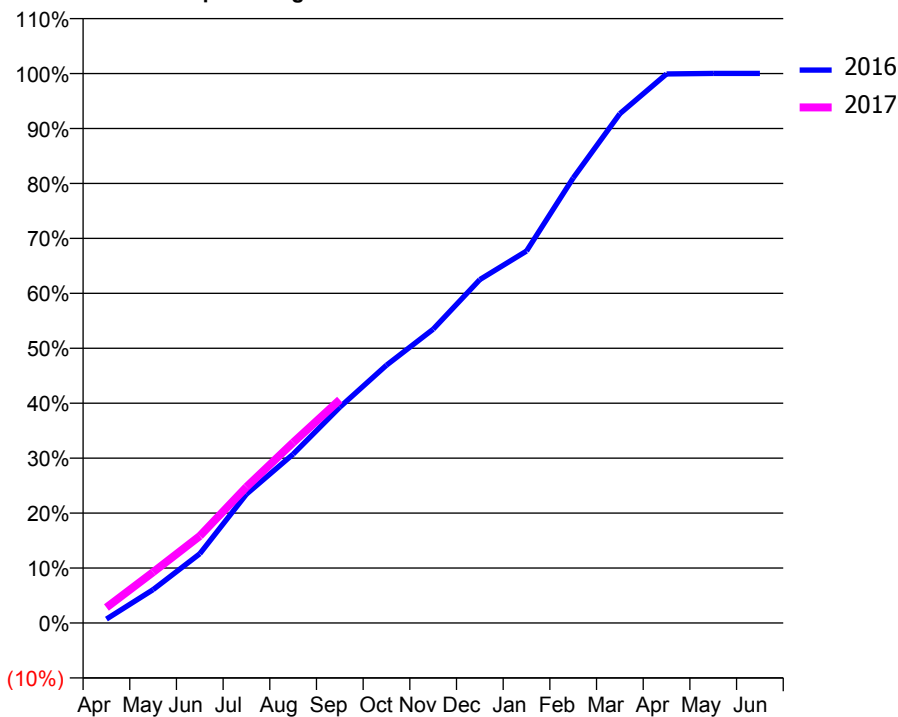
ACCESS*

Patients seen in 24 months	Total	Change since previous quarter
Quarter ending September 2015	9,191	
Quarter ending December 2015	9,357	→
Quarter ending March 2016	9,523	→
Quarter ending June 2016	9,478	→
Quarter ending September 2016	9,431	→
Variance since September 2015	2.6%	↑



ACTIVITY

Cumulative percentage of contracted UDA delivered 2016 & 2017



Month	Adjusted Scheduled Activity (UDA)	
	2016	2017
April	225	873
May	1,888	2,868
June	3,909	4,907
July	7,272	7,680
August	9,524	10,182
September	12,174	12,600
October	14,543	
November	16,573	
December	19,378	
January	20,982	
February	25,105	
March	28,733	
April	30,973	
May	31,007	
June	31,007	

QUALITY

	Quantity	Base Number	Contract	AT	Region	England
% of FP17s for the same patient ID Re-attending within 3 months - Children	32	773	4.1%	10.4%	11.8%	12.4%
% of FP17s for the same patient ID Re-attending within 3 months - Adults	270	3,269	8.3%	15.9%	17.1%	16.7%
% of FP17s for the same patient ID Re-attending between 3 & 9 months - Children	232	773	30.0%	47.1%	45.8%	57.4%
% of FP17s for the same patient ID Re-attending between 3 & 9 months - Adults	937	3,269	28.7%	37.7%	37.6%	50.5%
% of FP17s for Band 1 Urgent Courses	157	3,569	4.4%	10.1%	10.6%	9.1%
% of FP17s Relating to Free Repair or Replacements	58	3,569	1.6%	0.6%	0.6%	0.8%
% of FP17s Relating to Continuations	45	3,569	1.3%	1.1%	0.9%	1.3%
% of Patients satisfied with the dentistry they have received	1	1	N/A	90.5%	90.2%	93.2%
% of Patients satisfied with the time they had to wait for an appointment	1	1	N/A	85.8%	83.8%	89.0%

* This is based on patients treated on this contract for their most recent course of treatment. Figures in italics indicate the base number of FP17s or Patient Questionnaire responses are less than 100. N/A is shown where the base number of responses is less than 10 during the period. % is calculated as Quantity/Base number*100

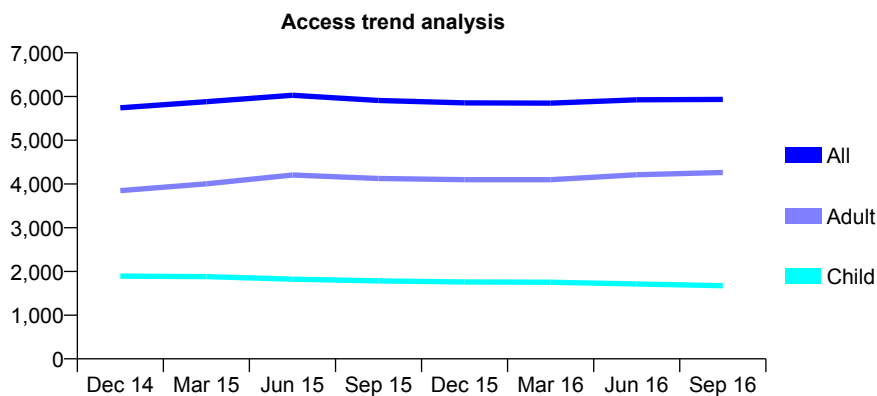
Q63 - Vital Signs At a Glance Contract Report for 858749/0001 - September 2016

Name or company name	MISS MR HARVEY
Contract type name	GDS Contract
Purpose of contract	General
Contract start date	11/09/2006
Contract end date	

16/17 Contracted general activity (UDA)	12,750
Carry forward general activity (UDA)	247
16/17 Contracted orthodontic activity (UOA)	0
Carry forward orthodontic activity (UOA)	0
Baseline contract value	£319,054.54

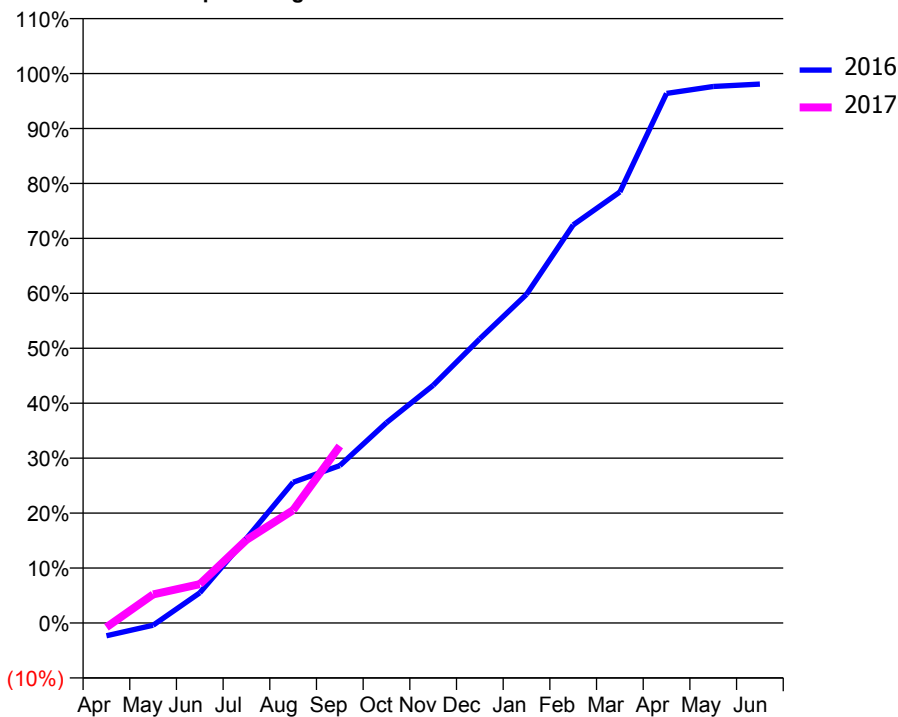
ACCESS*

Patients seen in 24 months	Total	Change since previous quarter
Quarter ending September 2015	5,910	
Quarter ending December 2015	5,855	→
Quarter ending March 2016	5,850	→
Quarter ending June 2016	5,924	→
Quarter ending September 2016	5,935	→
Variance since September 2015	0.4%	→



ACTIVITY

Cumulative percentage of contracted UDA delivered 2016 & 2017



Month	Adjusted Scheduled Activity (UDA)	
	2016	2017
April	-300	-102
May	-54	663
June	702	901
July	1,962	1,930
August	3,267	2,619
September	3,653	4,108
October	4,648	
November	5,516	
December	6,596	
January	7,625	
February	9,237	
March	10,002	
April	12,289	
May	12,449	
June	12,503	

QUALITY

	Quantity	Base Number	Contract	AT	Region	England
% of FP17s for the same patient ID Re-attending within 3 months - Children	60	840	7.1%	10.4%	11.8%	12.4%
% of FP17s for the same patient ID Re-attending within 3 months - Adults	288	2,286	12.6%	15.9%	17.1%	16.7%
% of FP17s for the same patient ID Re-attending between 3 & 9 months - Children	338	840	40.2%	47.1%	45.8%	57.4%
% of FP17s for the same patient ID Re-attending between 3 & 9 months - Adults	630	2,286	27.6%	37.7%	37.6%	50.5%
% of FP17s for Band 1 Urgent Courses	171	2,035	8.4%	10.1%	10.6%	9.1%
% of FP17s Relating to Free Repair or Replacements	23	2,035	1.1%	0.6%	0.6%	0.8%
% of FP17s Relating to Continuations	14	2,035	0.7%	1.1%	0.9%	1.3%
% of Patients satisfied with the dentistry they have received	1	1	N/A	90.5%	90.2%	93.2%
% of Patients satisfied with the time they had to wait for an appointment	1	1	N/A	85.8%	83.8%	89.0%

* This is based on patients treated on this contract for their most recent course of treatment. Figures in italics indicate the base number of FP17s or Patient Questionnaire responses are less than 100. N/A is shown where the base number of responses is less than 10 during the period. % is calculated as Quantity/Base number*100

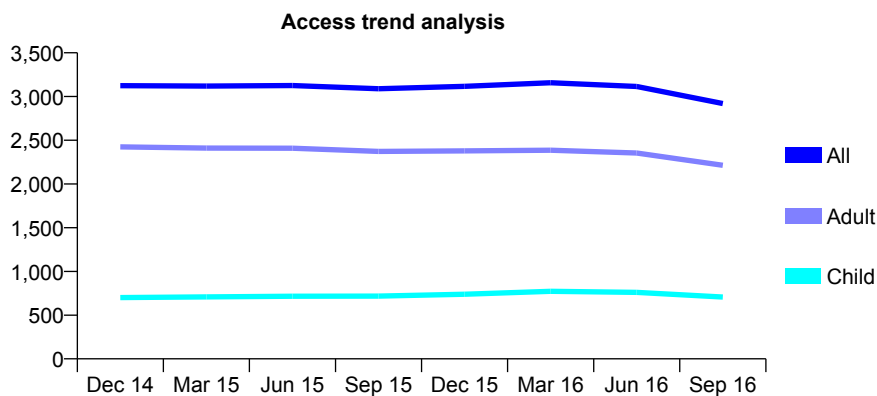
Q63 - Vital Signs At a Glance Contract Report for 859575/0001 - September 2016

Name or company name	Eltham Family Dental Practice
Contract type name	GDS Contract
Purpose of contract	General
Contract start date	17/07/2008
Contract end date	

16/17 Contracted general activity (UDA)	8,000
Carry forward general activity (UDA)	0
16/17 Contracted orthodontic activity (UOA)	0
Carry forward orthodontic activity (UOA)	0
Baseline contract value	£212,408.88

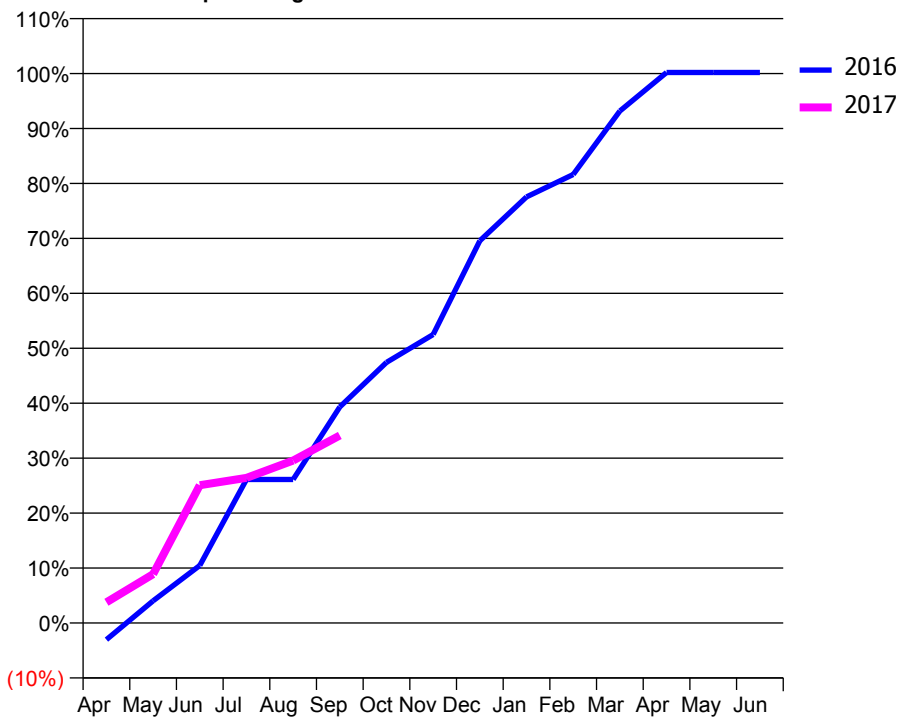
ACCESS*

Patients seen in 24 months	Total	Change since previous quarter
Quarter ending September 2015	3,089	
Quarter ending December 2015	3,117	→
Quarter ending March 2016	3,158	→
Quarter ending June 2016	3,115	↓
Quarter ending September 2016	2,920	↓
Variance since September 2015	(5.5%)	↓



ACTIVITY

Cumulative percentage of contracted UDA delivered 2016 & 2017



Month	Adjusted Scheduled Activity (UDA)	
	2016	2017
April	-244	302
May	324	711
June	837	2,006
July	2,091	2,113
August	2,091	2,365
September	3,147	2,731
October	3,794	
November	4,200	
December	5,566	
January	6,204	
February	6,531	
March	7,454	
April	8,015	
May	8,015	
June	8,015	

QUALITY

	Quantity	Base Number	Contract	AT	Region	England
% of FP17s for the same patient ID Re-attending within 3 months - Children	41	353	11.6%	10.4%	11.8%	12.4%
% of FP17s for the same patient ID Re-attending within 3 months - Adults	270	1,150	23.5%	15.9%	17.1%	16.7%
% of FP17s for the same patient ID Re-attending between 3 & 9 months - Children	158	353	44.8%	47.1%	45.8%	57.4%
% of FP17s for the same patient ID Re-attending between 3 & 9 months - Adults	422	1,150	36.7%	37.7%	37.6%	50.5%
% of FP17s for Band 1 Urgent Courses	195	1,164	16.8%	10.1%	10.6%	9.1%
% of FP17s Relating to Free Repair or Replacements	0	1,164	0.0%	0.6%	0.6%	0.8%
% of FP17s Relating to Continuations	15	1,164	1.3%	1.1%	0.9%	1.3%
% of Patients satisfied with the dentistry they have received	2	2	N/A	90.5%	90.2%	93.2%
% of Patients satisfied with the time they had to wait for an appointment	1	2	N/A	85.8%	83.8%	89.0%

* This is based on patients treated on this contract for their most recent course of treatment. Figures in italics indicate the base number of FP17s or Patient Questionnaire responses are less than 100. N/A is shown where the base number of responses is less than 10 during the period. % is calculated as Quantity/Base number*100

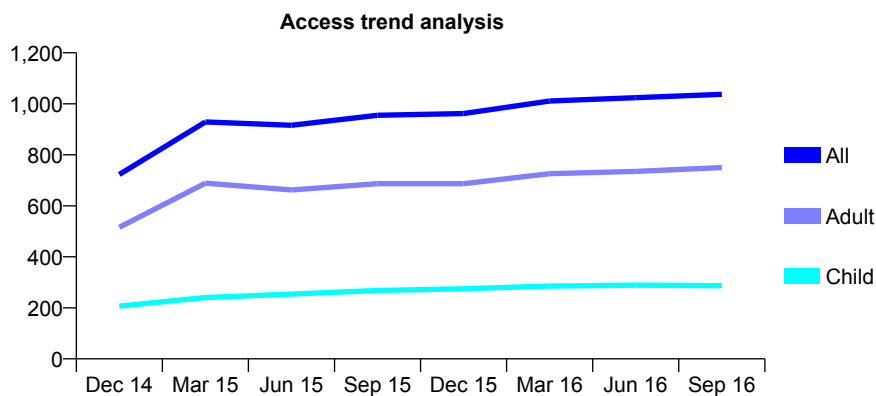
Q63 - Vital Signs At a Glance Contract Report for 863475/0001 - September 2016

Name or company name	MRS R SIVAKUMARAN
Contract type name	GDS Contract
Purpose of contract	General
Contract start date	01/04/2013
Contract end date	

16/17 Contracted general activity (UDA)	4,200
Carry forward general activity (UDA)	0
16/17 Contracted orthodontic activity (UOA)	0
Carry forward orthodontic activity (UOA)	0
Baseline contract value	£113,604.45

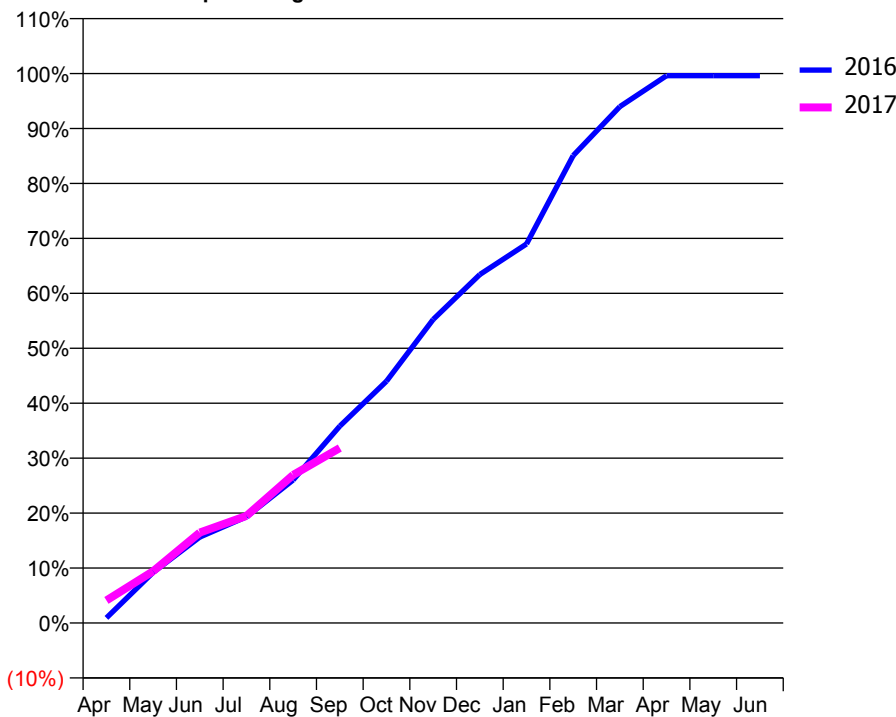
ACCESS*

Patients seen in 24 months	Total	Change since previous quarter
Quarter ending September 2015	955	
Quarter ending December 2015	962	→
Quarter ending March 2016	1,011	↑
Quarter ending June 2016	1,024	→
Quarter ending September 2016	1,037	→
Variance since September 2015	8.6%	↑



ACTIVITY

Cumulative percentage of contracted UDA delivered 2016 & 2017



Month	Adjusted Scheduled Activity (UDA)	
	2016	2017
April	39	173
May	386	396
June	657	692
July	812	819
August	1,093	1,132
September	1,504	1,337
October	1,849	
November	2,320	
December	2,663	
January	2,897	
February	3,572	
March	3,947	
April	4,184	
May	4,184	
June	4,184	

QUALITY

	Quantity	Base Number	Contract	AT	Region	England
% of FP17s for the same patient ID Re-attending within 3 months - Children	14	143	9.8%	10.4%	11.8%	12.4%
% of FP17s for the same patient ID Re-attending within 3 months - Adults	49	253	19.4%	15.9%	17.1%	16.7%
% of FP17s for the same patient ID Re-attending between 3 & 9 months - Children	58	143	40.6%	47.1%	45.8%	57.4%
% of FP17s for the same patient ID Re-attending between 3 & 9 months - Adults	54	253	21.3%	37.7%	37.6%	50.5%
% of FP17s for Band 1 Urgent Courses	41	346	11.8%	10.1%	10.6%	9.1%
% of FP17s Relating to Free Repair or Replacements	0	346	0.0%	0.6%	0.6%	0.8%
% of FP17s Relating to Continuations	0	346	0.0%	1.1%	0.9%	1.3%
% of Patients satisfied with the dentistry they have received	1	2	N/A	90.5%	90.2%	93.2%
% of Patients satisfied with the time they had to wait for an appointment	1	2	N/A	85.8%	83.8%	89.0%

* This is based on patients treated on this contract for their most recent course of treatment. Figures in italics indicate the base number of FP17s or Patient Questionnaire responses are less than 100. N/A is shown where the base number of responses is less than 10 during the period. % is calculated as Quantity/Base number*100

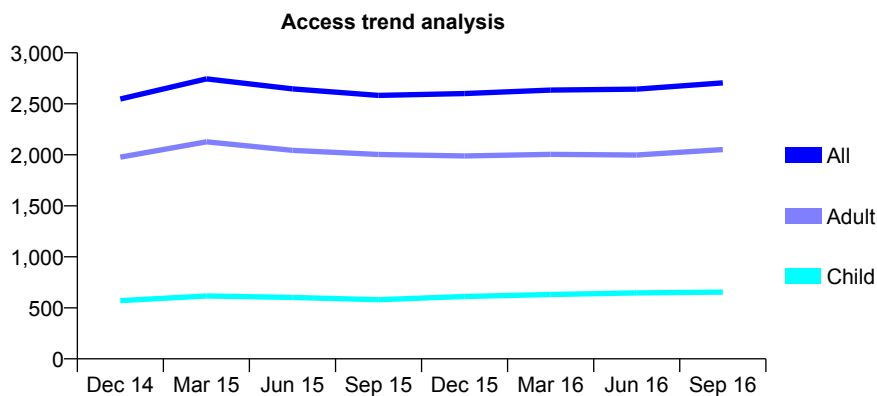
Q63 - Vital Signs At a Glance Contract Report for 875864/0001 - September 2016

Name or company name	MS MA KICZKA
Contract type name	GDS Contract
Purpose of contract	General
Contract start date	01/04/2013
Contract end date	

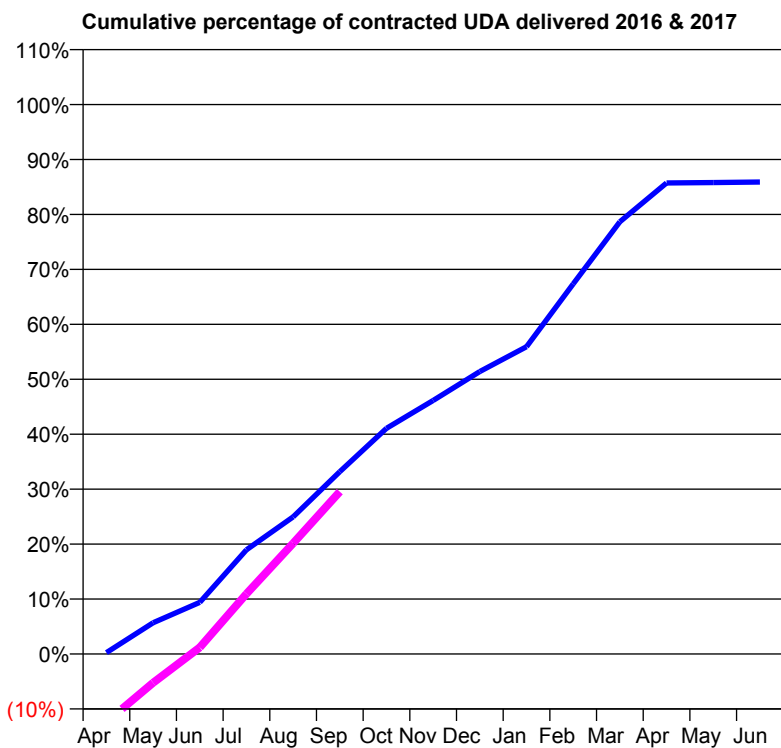
16/17 Contracted general activity (UDA)	9,300
Carry forward general activity (UDA)	1,312
16/17 Contracted orthodontic activity (UOA)	0
Carry forward orthodontic activity (UOA)	0
Baseline contract value	£221,853.45

ACCESS*

Patients seen in 24 months	Total	Change since previous quarter
Quarter ending September 2015	2,583	
Quarter ending December 2015	2,600	→
Quarter ending March 2016	2,635	→
Quarter ending June 2016	2,644	→
Quarter ending September 2016	2,705	↑
Variance since September 2015	4.7%	↑



ACTIVITY



Month	Adjusted Scheduled Activity (UDA)	
	2016	2017
April	25	-1,154
May	528	-488
June	874	111
July	1,763	1,018
August	2,321	1,873
September	3,087	2,748
October	3,820	
November	4,291	
December	4,781	
January	5,200	
February	6,264	
March	7,316	
April	7,972	
May	7,979	
June	7,988	

QUALITY

	Quantity	Base Number	Contract	AT	Region	England
% of FP17s for the same patient ID Re-attending within 3 months - Children	23	344	6.7%	10.4%	11.8%	12.4%
% of FP17s for the same patient ID Re-attending within 3 months - Adults	210	1,122	18.7%	15.9%	17.1%	16.7%
% of FP17s for the same patient ID Re-attending between 3 & 9 months - Children	80	344	23.3%	47.1%	45.8%	57.4%
% of FP17s for the same patient ID Re-attending between 3 & 9 months - Adults	243	1,122	21.7%	37.7%	37.6%	50.5%
% of FP17s for Band 1 Urgent Courses	200	1,299	15.4%	10.1%	10.6%	9.1%
% of FP17s Relating to Free Repair or Replacements	26	1,299	2.0%	0.6%	0.6%	0.8%
% of FP17s Relating to Continuations	39	1,299	3.0%	1.1%	0.9%	1.3%
% of Patients satisfied with the dentistry they have received	1	1	N/A	90.5%	90.2%	93.2%
% of Patients satisfied with the time they had to wait for an appointment	1	1	N/A	85.8%	83.8%	89.0%

* This is based on patients treated on this contract for their most recent course of treatment. Figures in italics indicate the base number of FP17s or Patient Questionnaire responses are less than 100. N/A is shown where the base number of responses is less than 10 during the period. % is calculated as Quantity/Base number*100

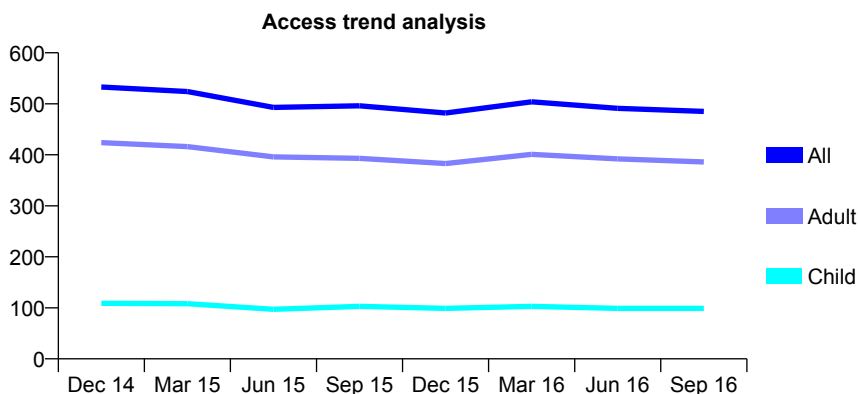
Q63 - Vital Signs At a Glance Contract Report for 890421/0001 - September 2016

Name or company name	MS M TADAION
Contract type name	GDS Contract
Purpose of contract	General
Contract start date	27/07/2011
Contract end date	

16/17 Contracted general activity (UDA)	910
Carry forward general activity (UDA)	-18
16/17 Contracted orthodontic activity (UOA)	0
Carry forward orthodontic activity (UOA)	0
Baseline contract value	£25,102.01

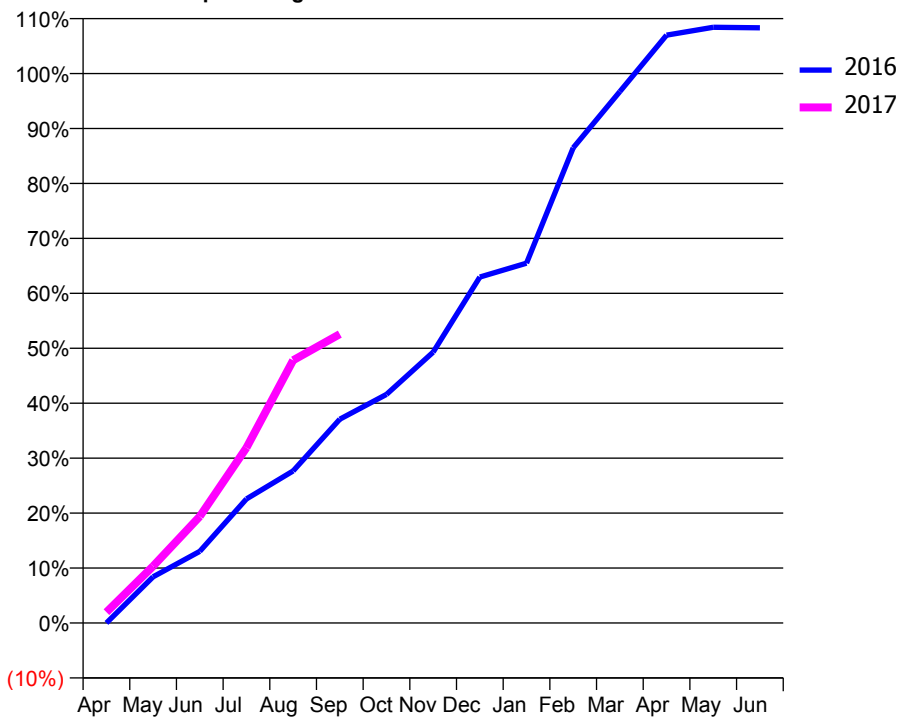
ACCESS*

Patients seen in 24 months	Total	Change since previous quarter
Quarter ending September 2015	496	
Quarter ending December 2015	482	↓
Quarter ending March 2016	504	↑
Quarter ending June 2016	491	↓
Quarter ending September 2016	485	↓
Variance since September 2015	(2.2%)	↓



ACTIVITY

Cumulative percentage of contracted UDA delivered 2016 & 2017



Month	Adjusted Scheduled Activity (UDA)	
	2016	2017
April	0	18
May	77	94
June	119	177
July	205	290
August	252	435
September	338	478
October	379	
November	449	
December	573	
January	596	
February	787	
March	880	
April	974	
May	987	
June	986	

QUALITY

	Quantity	Base Number	Contract	AT	Region	England
% of FP17s for the same patient ID Re-attending within 3 months - Children	4	61	6.6%	10.4%	11.8%	12.4%
% of FP17s for the same patient ID Re-attending within 3 months - Adults	14	209	6.7%	15.9%	17.1%	16.7%
% of FP17s for the same patient ID Re-attending between 3 & 9 months - Children	22	61	36.1%	47.1%	45.8%	57.4%
% of FP17s for the same patient ID Re-attending between 3 & 9 months - Adults	71	209	34.0%	37.7%	37.6%	50.5%
% of FP17s for Band 1 Urgent Courses	17	232	7.3%	10.1%	10.6%	9.1%
% of FP17s Relating to Free Repair or Replacements	0	232	0.0%	0.6%	0.6%	0.8%
% of FP17s Relating to Continuations	0	232	0.0%	1.1%	0.9%	1.3%
% of Patients satisfied with the dentistry they have received	0	0	N/A	90.5%	90.2%	93.2%
% of Patients satisfied with the time they had to wait for an appointment	0	0	N/A	85.8%	83.8%	89.0%

* This is based on patients treated on this contract for their most recent course of treatment. Figures in italics indicate the base number of FP17s or Patient Questionnaire responses are less than 100. N/A is shown where the base number of responses is less than 10 during the period. % is calculated as Quantity/Base number*100

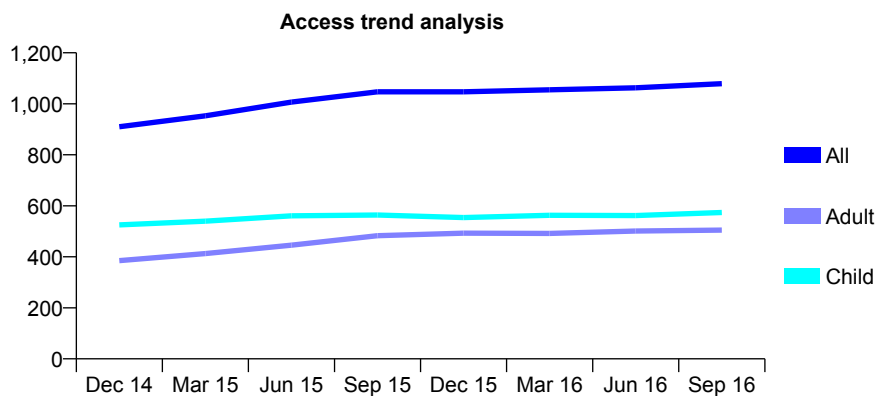
Q63 - Vital Signs At a Glance Contract Report for 905836/0001 - September 2016

Name or company name	MRS JB JONES
Contract type name	GDS Contract
Purpose of contract	General
Contract start date	01/04/2006
Contract end date	

16/17 Contracted general activity (UDA)	2,250
Carry forward general activity (UDA)	-45
16/17 Contracted orthodontic activity (UOA)	0
Carry forward orthodontic activity (UOA)	0
Baseline contract value	£58,963.80

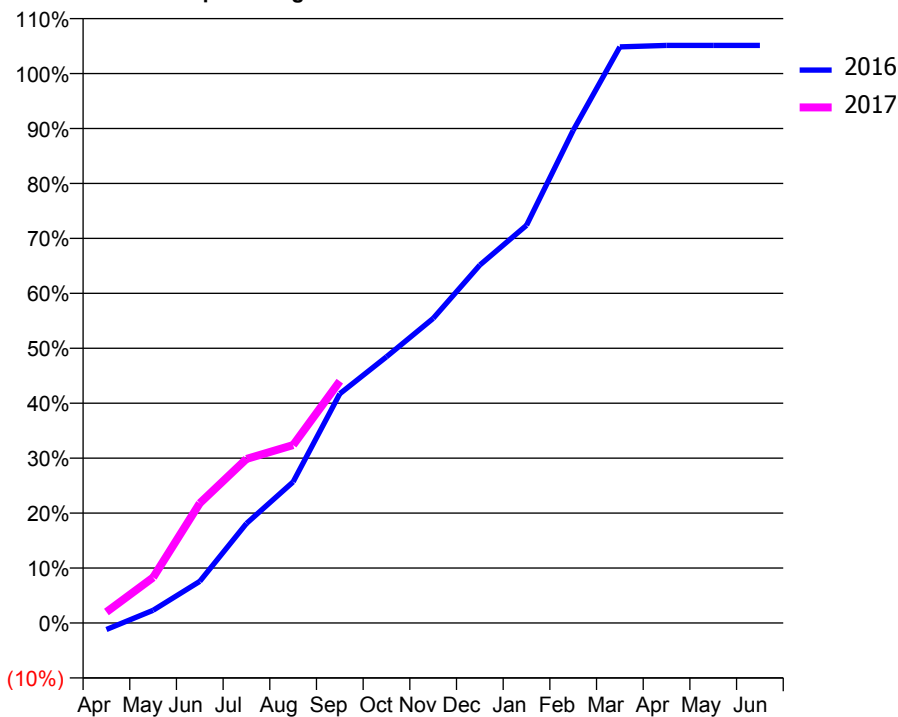
ACCESS*

Patients seen in 24 months	Total	Change since previous quarter
Quarter ending September 2015	1,047	
Quarter ending December 2015	1,047	→
Quarter ending March 2016	1,055	→
Quarter ending June 2016	1,063	→
Quarter ending September 2016	1,079	→
Variance since September 2015	3.1%	↑



ACTIVITY

Cumulative percentage of contracted UDA delivered 2016 & 2017



Month	Adjusted Scheduled Activity (UDA)	
	2016	2017
April	-27	45
May	52	187
June	171	491
July	407	672
August	578	729
September	939	990
October	1,090	
November	1,247	
December	1,466	
January	1,628	
February	2,017	
March	2,359	
April	2,365	
May	2,365	
June	2,365	

QUALITY

	Quantity	Base Number	Contract	AT	Region	England
% of FP17s for the same patient ID Re-attending within 3 months - Children	24	309	7.8%	10.4%	11.8%	12.4%
% of FP17s for the same patient ID Re-attending within 3 months - Adults	45	242	18.6%	15.9%	17.1%	16.7%
% of FP17s for the same patient ID Re-attending between 3 & 9 months - Children	199	309	64.4%	47.1%	45.8%	57.4%
% of FP17s for the same patient ID Re-attending between 3 & 9 months - Adults	100	242	41.3%	37.7%	37.6%	50.5%
% of FP17s for Band 1 Urgent Courses	47	544	8.6%	10.1%	10.6%	9.1%
% of FP17s Relating to Free Repair or Replacements	7	544	1.3%	0.6%	0.6%	0.8%
% of FP17s Relating to Continuations	5	544	0.9%	1.1%	0.9%	1.3%
% of Patients satisfied with the dentistry they have received	0	0	N/A	90.5%	90.2%	93.2%
% of Patients satisfied with the time they had to wait for an appointment	0	0	N/A	85.8%	83.8%	89.0%

* This is based on patients treated on this contract for their most recent course of treatment. Figures in italics indicate the base number of FP17s or Patient Questionnaire responses are less than 100. N/A is shown where the base number of responses is less than 10 during the period. % is calculated as Quantity/Base number*100

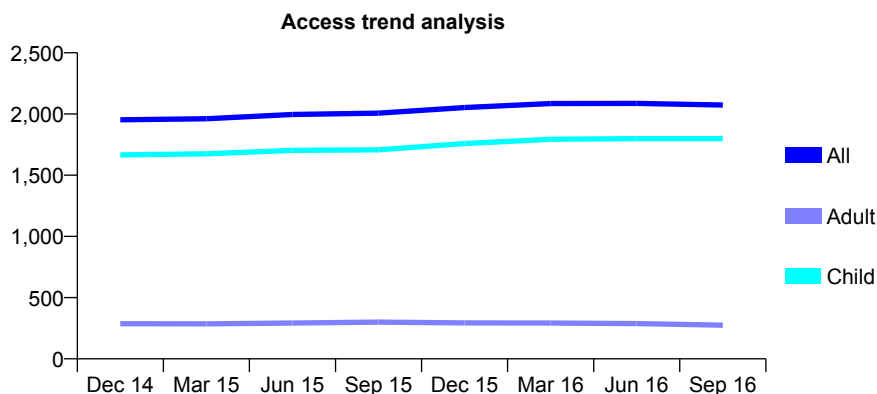
Q63 - Vital Signs At a Glance Contract Report for 908495/0001 - September 2016

Name or company name	MISS RT HUBERT
Contract type name	GDS Contract
Purpose of contract	General
Contract start date	01/04/2006
Contract end date	

16/17 Contracted general activity (UDA)	4,427
Carry forward general activity (UDA)	180
16/17 Contracted orthodontic activity (UOA)	0
Carry forward orthodontic activity (UOA)	0
Baseline contract value	£104,759.38

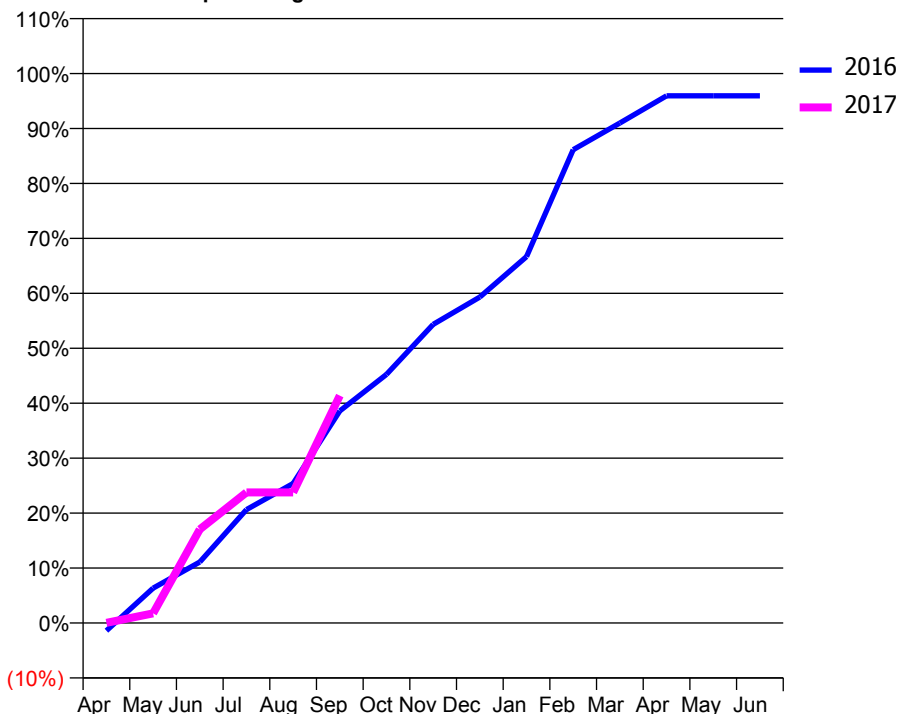
ACCESS*

Patients seen in 24 months	Total	Change since previous quarter
Quarter ending September 2015	2,007	
Quarter ending December 2015	2,053	↑
Quarter ending March 2016	2,086	→
Quarter ending June 2016	2,087	→
Quarter ending September 2016	2,074	→
Variance since September 2015	3.3%	↑



ACTIVITY

Cumulative percentage of contracted UDA delivered 2016 & 2017



Adjusted Scheduled Activity (UDA)

Month	2016	2017
April	-63	1
May	281	78
June	491	755
July	914	1,052
August	1,124	1,052
September	1,709	1,832
October	2,003	
November	2,406	
December	2,626	
January	2,951	
February	3,813	
March	4,028	
April	4,247	
May	4,247	
June	4,247	

QUALITY

	Quantity	Base Number	Contract	AT	Region	England
% of FP17s for the same patient ID Re-attending within 3 months - Children	145	1,626	8.9%	10.4%	11.8%	12.4%
% of FP17s for the same patient ID Re-attending within 3 months - Adults	12	86	14.0%	15.9%	17.1%	16.7%
% of FP17s for the same patient ID Re-attending between 3 & 9 months - Children	1,122	1,626	69.0%	47.1%	45.8%	57.4%
% of FP17s for the same patient ID Re-attending between 3 & 9 months - Adults	61	86	70.9%	37.7%	37.6%	50.5%
% of FP17s for Band 1 Urgent Courses	19	1,535	1.2%	10.1%	10.6%	9.1%
% of FP17s Relating to Free Repair or Replacements	0	1,535	0.0%	0.6%	0.6%	0.8%
% of FP17s Relating to Continuations	24	1,535	1.6%	1.1%	0.9%	1.3%
% of Patients satisfied with the dentistry they have received	1	1	N/A	90.5%	90.2%	93.2%
% of Patients satisfied with the time they had to wait for an appointment	0	1	N/A	85.8%	83.8%	89.0%

* This is based on patients treated on this contract for their most recent course of treatment. Figures in italics indicate the base number of FP17s or Patient Questionnaire responses are less than 100. N/A is shown where the base number of responses is less than 10 during the period. % is calculated as Quantity/Base number*100

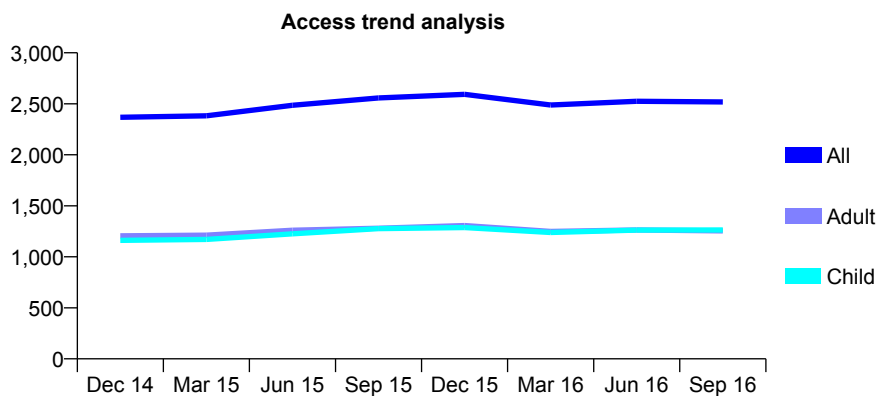
Q63 - Vital Signs At a Glance Contract Report for 909548/0001 - September 2016

Name or company name	MR HS KALSI
Contract type name	GDS Contract
Purpose of contract	General and Orthodontic
Contract start date	01/04/2006
Contract end date	

16/17 Contracted general activity (UDA)	7,537
Carry forward general activity (UDA)	308
16/17 Contracted orthodontic activity (UOA)	134
Carry forward orthodontic activity (UOA)	4
Baseline contract value	£208,387.62

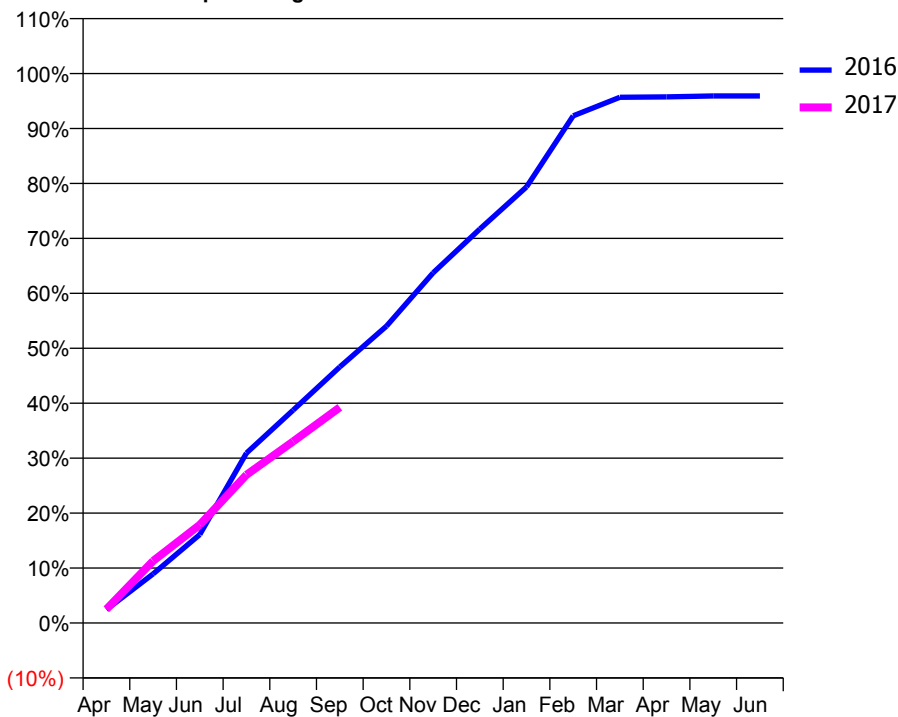
ACCESS*

Patients seen in 24 months	Total	Change since previous quarter
Quarter ending September 2015	2,557	
Quarter ending December 2015	2,593	→
Quarter ending March 2016	2,488	↓
Quarter ending June 2016	2,525	→
Quarter ending September 2016	2,518	→
Variance since September 2015	(1.5%)	↓



ACTIVITY

Cumulative percentage of contracted UDA delivered 2016 & 2017



Month	Adjusted Scheduled Activity (UDA)	
	2016	2017
April	184	190
May	674	852
June	1,214	1,348
July	2,331	2,033
August	2,920	2,491
September	3,513	2,959
October	4,072	
November	4,804	
December	5,403	
January	5,982	
February	6,956	
March	7,211	
April	7,217	
May	7,229	
June	7,229	

QUALITY

	Quantity	Base Number	Contract	AT	Region	England
% of FP17s for the same patient ID Re-attending within 3 months - Children	63	965	6.5%	10.4%	11.8%	12.4%
% of FP17s for the same patient ID Re-attending within 3 months - Adults	58	683	8.5%	15.9%	17.1%	16.7%
% of FP17s for the same patient ID Re-attending between 3 & 9 months - Children	559	965	57.9%	47.1%	45.8%	57.4%
% of FP17s for the same patient ID Re-attending between 3 & 9 months - Adults	346	683	50.7%	37.7%	37.6%	50.5%
% of FP17s for Band 1 Urgent Courses	66	1,623	4.1%	10.1%	10.6%	9.1%
% of FP17s Relating to Free Repair or Replacements	4	1,623	0.2%	0.6%	0.6%	0.8%
% of FP17s Relating to Continuations	4	1,623	0.2%	1.1%	0.9%	1.3%
% of Patients satisfied with the dentistry they have received	5	5	N/A	90.5%	90.2%	93.2%
% of Patients satisfied with the time they had to wait for an appointment	4	5	N/A	85.8%	83.8%	89.0%

* This is based on patients treated on this contract for their most recent course of treatment. Figures in italics indicate the base number of FP17s or Patient Questionnaire responses are less than 100. N/A is shown where the base number of responses is less than 10 during the period. % is calculated as Quantity/Base number*100

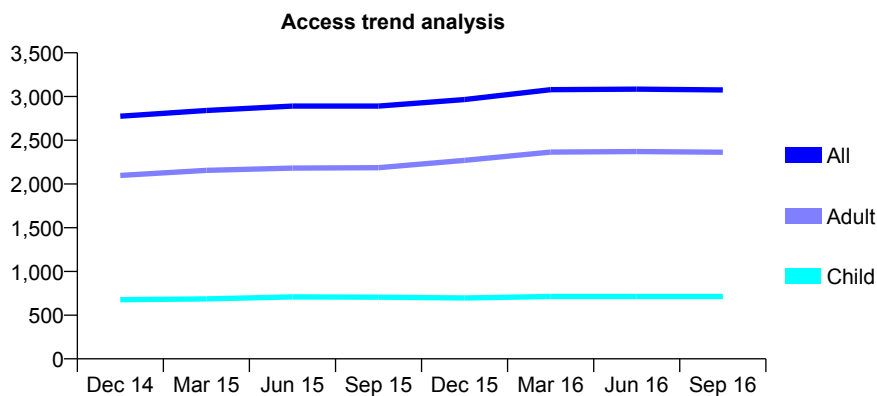
Q63 - Vital Signs At a Glance Contract Report for 910139/0001 - September 2016

Name or company name	MRS M MOYA
Contract type name	GDS Contract
Purpose of contract	General
Contract start date	01/04/2006
Contract end date	

16/17 Contracted general activity (UDA)	7,000
Carry forward general activity (UDA)	-140
16/17 Contracted orthodontic activity (UOA)	0
Carry forward orthodontic activity (UOA)	0
Baseline contract value	£168,000.26

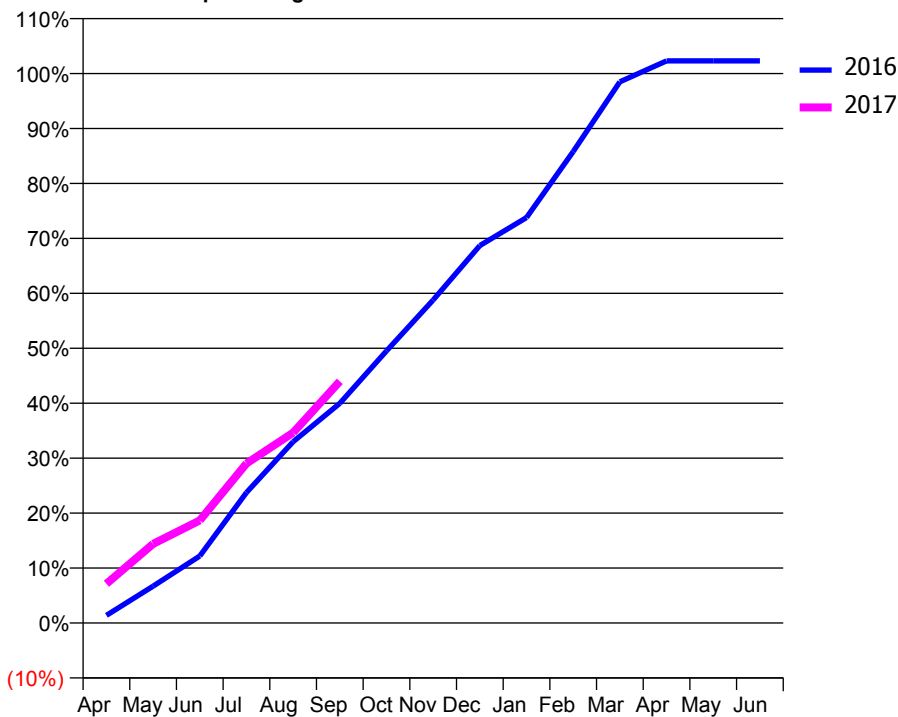
ACCESS*

Patients seen in 24 months	Total	Change since previous quarter
Quarter ending September 2015	2,891	
Quarter ending December 2015	2,966	↑
Quarter ending March 2016	3,078	↑
Quarter ending June 2016	3,084	→
Quarter ending September 2016	3,076	→
Variance since September 2015	6.4%	↑



ACTIVITY

Cumulative percentage of contracted UDA delivered 2016 & 2017



Month	Adjusted Scheduled Activity (UDA)	
	2016	2017
April	98	501
May	469	1,008
June	854	1,307
July	1,663	2,032
August	2,310	2,425
September	2,798	3,078
October	3,467	
November	4,115	
December	4,808	
January	5,165	
February	6,006	
March	6,894	
April	7,161	
May	7,161	
June	7,161	

QUALITY

	Quantity	Base Number	Contract	AT	Region	England
% of FP17s for the same patient ID Re-attending within 3 months - Children	22	514	4.3%	10.4%	11.8%	12.4%
% of FP17s for the same patient ID Re-attending within 3 months - Adults	118	1,117	10.6%	15.9%	17.1%	16.7%
% of FP17s for the same patient ID Re-attending between 3 & 9 months - Children	299	514	58.2%	47.1%	45.8%	57.4%
% of FP17s for the same patient ID Re-attending between 3 & 9 months - Adults	288	1,117	25.8%	37.7%	37.6%	50.5%
% of FP17s for Band 1 Urgent Courses	167	1,532	10.9%	10.1%	10.6%	9.1%
% of FP17s Relating to Free Repair or Replacements	4	1,532	0.3%	0.6%	0.6%	0.8%
% of FP17s Relating to Continuations	6	1,532	0.4%	1.1%	0.9%	1.3%
% of Patients satisfied with the dentistry they have received	0	0	N/A	90.5%	90.2%	93.2%
% of Patients satisfied with the time they had to wait for an appointment	0	0	N/A	85.8%	83.8%	89.0%

* This is based on patients treated on this contract for their most recent course of treatment. Figures in italics indicate the base number of FP17s or Patient Questionnaire responses are less than 100. N/A is shown where the base number of responses is less than 10 during the period. % is calculated as Quantity/Base number*100

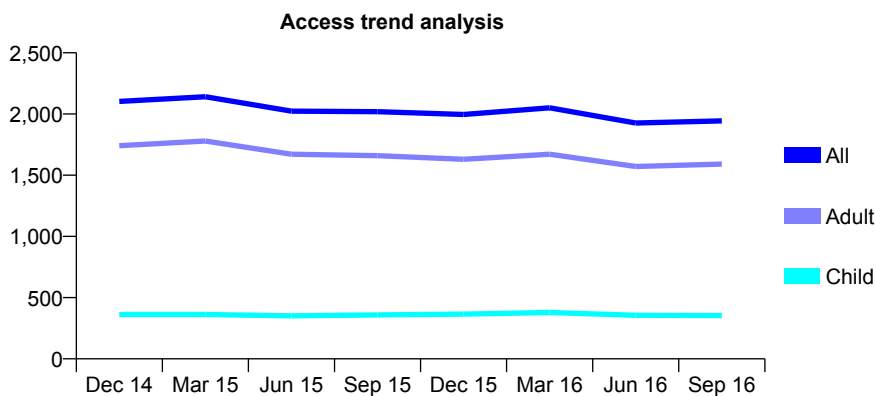
Q63 - Vital Signs At a Glance Contract Report for 913944/0001 - September 2016

Name or company name	MR MT WONG
Contract type name	GDS Contract
Purpose of contract	General
Contract start date	01/04/2006
Contract end date	

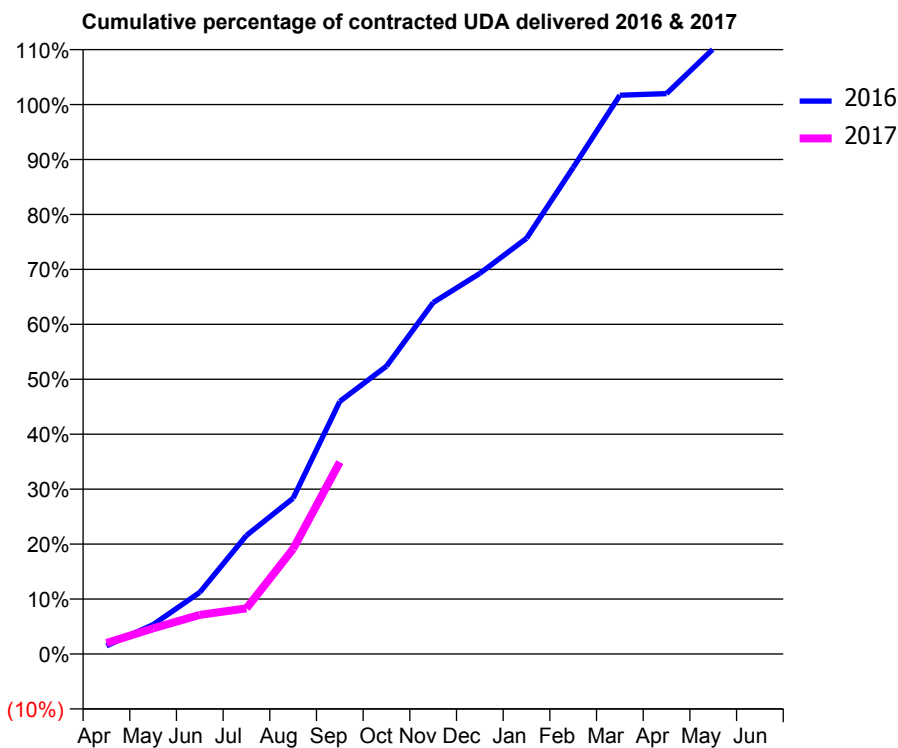
16/17 Contracted general activity (UDA)	4,300
Carry forward general activity (UDA)	-86
16/17 Contracted orthodontic activity (UOA)	0
Carry forward orthodontic activity (UOA)	0
Baseline contract value	£121,172.93

ACCESS*

Patients seen in 24 months	Total	Change since previous quarter
Quarter ending September 2015	2,019	
Quarter ending December 2015	1,996	↓
Quarter ending March 2016	2,051	↑
Quarter ending June 2016	1,927	↓
Quarter ending September 2016	1,944	→
Variance since September 2015	(3.7%)	↓



ACTIVITY



Month	Adjusted Scheduled Activity (UDA)	
	2016	2017
April	64	86
May	230	200
June	483	306
July	928	357
August	1,219	823
September	1,977	1,502
October	2,252	
November	2,750	
December	2,978	
January	3,253	
February	3,807	
March	4,372	
April	4,385	
May	4,735	
June	4,765	

QUALITY

	Quantity	Base Number	Contract	AT	Region	England
% of FP17s for the same patient ID Re-attending within 3 months - Children	6	137	4.4%	10.4%	11.8%	12.4%
% of FP17s for the same patient ID Re-attending within 3 months - Adults	82	672	12.2%	15.9%	17.1%	16.7%
% of FP17s for the same patient ID Re-attending between 3 & 9 months - Children	44	137	32.1%	47.1%	45.8%	57.4%
% of FP17s for the same patient ID Re-attending between 3 & 9 months - Adults	285	672	42.4%	37.7%	37.6%	50.5%
% of FP17s for Band 1 Urgent Courses	13	657	2.0%	10.1%	10.6%	9.1%
% of FP17s Relating to Free Repair or Replacements	3	657	0.5%	0.6%	0.6%	0.8%
% of FP17s Relating to Continuations	2	657	0.3%	1.1%	0.9%	1.3%
% of Patients satisfied with the dentistry they have received	0	0	N/A	90.5%	90.2%	93.2%
% of Patients satisfied with the time they had to wait for an appointment	0	0	N/A	85.8%	83.8%	89.0%

* This is based on patients treated on this contract for their most recent course of treatment. Figures in italics indicate the base number of FP17s or Patient Questionnaire responses are less than 100. N/A is shown where the base number of responses is less than 10 during the period. % is calculated as Quantity/Base number*100

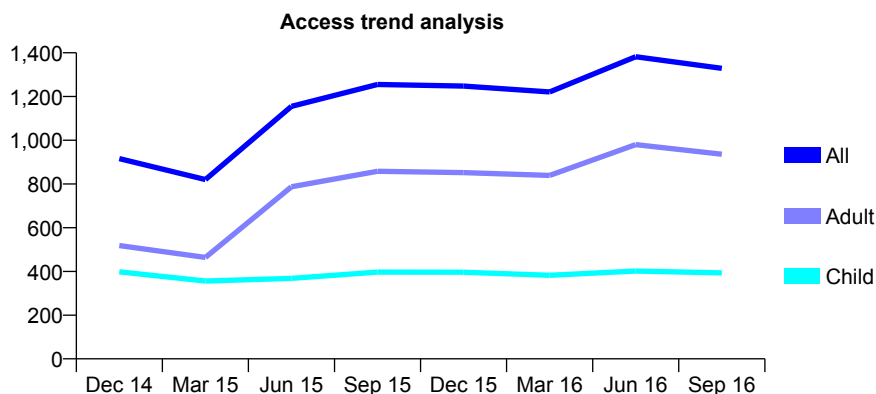
Q63 - Vital Signs At a Glance Contract Report for 914967/0001 - September 2016

Name or company name	MR JS SOKHI
Contract type name	GDS Contract
Purpose of contract	General
Contract start date	01/04/2006
Contract end date	

16/17 Contracted general activity (UDA)	6,166
Carry forward general activity (UDA)	0
16/17 Contracted orthodontic activity (UOA)	0
Carry forward orthodontic activity (UOA)	0
Baseline contract value	£177,544.63

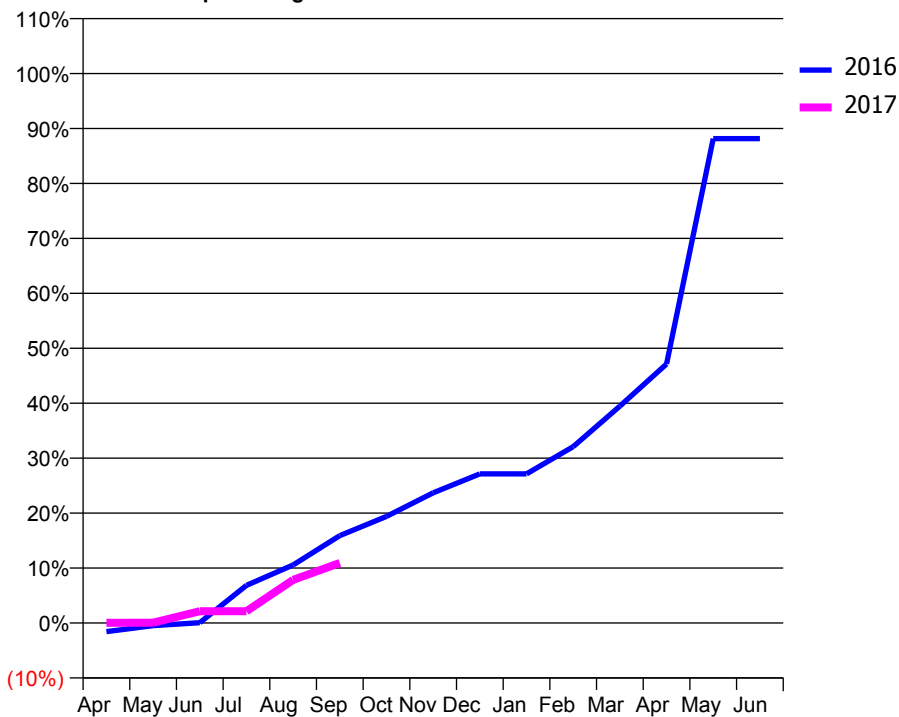
ACCESS*

Patients seen in 24 months	Total	Change since previous quarter
Quarter ending September 2015	1,255	
Quarter ending December 2015	1,248	→
Quarter ending March 2016	1,221	↓
Quarter ending June 2016	1,382	↑
Quarter ending September 2016	1,329	↓
Variance since September 2015	5.9%	↑



ACTIVITY

Cumulative percentage of contracted UDA delivered 2016 & 2017



Month	Adjusted Scheduled Activity (UDA)	
	2016	2017
April	-98	2
May	-31	4
June	4	133
July	423	133
August	652	483
September	981	674
October	1,196	
November	1,461	
December	1,673	
January	1,673	
February	1,979	
March	2,434	
April	2,907	
May	5,436	
June	5,436	

QUALITY

	Quantity	Base Number	Contract	AT	Region	England
% of FP17s for the same patient ID Re-attending within 3 months - Children	49	322	15.2%	10.4%	11.8%	12.4%
% of FP17s for the same patient ID Re-attending within 3 months - Adults	62	516	12.0%	15.9%	17.1%	16.7%
% of FP17s for the same patient ID Re-attending between 3 & 9 months - Children	162	322	50.3%	47.1%	45.8%	57.4%
% of FP17s for the same patient ID Re-attending between 3 & 9 months - Adults	182	516	35.3%	37.7%	37.6%	50.5%
% of FP17s for Band 1 Urgent Courses	7	374	1.9%	10.1%	10.6%	9.1%
% of FP17s Relating to Free Repair or Replacements	1	374	0.3%	0.6%	0.6%	0.8%
% of FP17s Relating to Continuations	0	374	0.0%	1.1%	0.9%	1.3%
% of Patients satisfied with the dentistry they have received	2	3	N/A	90.5%	90.2%	93.2%
% of Patients satisfied with the time they had to wait for an appointment	2	3	N/A	85.8%	83.8%	89.0%

* This is based on patients treated on this contract for their most recent course of treatment. Figures in italics indicate the base number of FP17s or Patient Questionnaire responses are less than 100. N/A is shown where the base number of responses is less than 10 during the period. % is calculated as Quantity/Base number*100

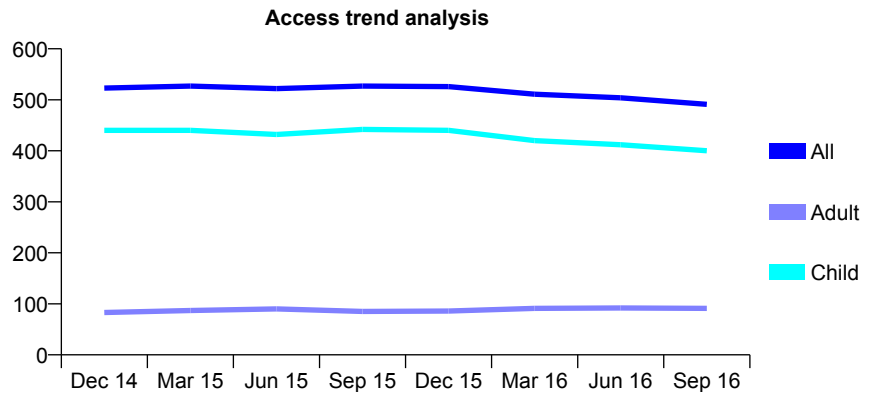
Q63 - Vital Signs At a Glance Contract Report for 917583/0001 - September 2016

Name or company name	MR A KERSCHBAUMER
Contract type name	GDS Contract
Purpose of contract	General
Contract start date	01/04/2006
Contract end date	

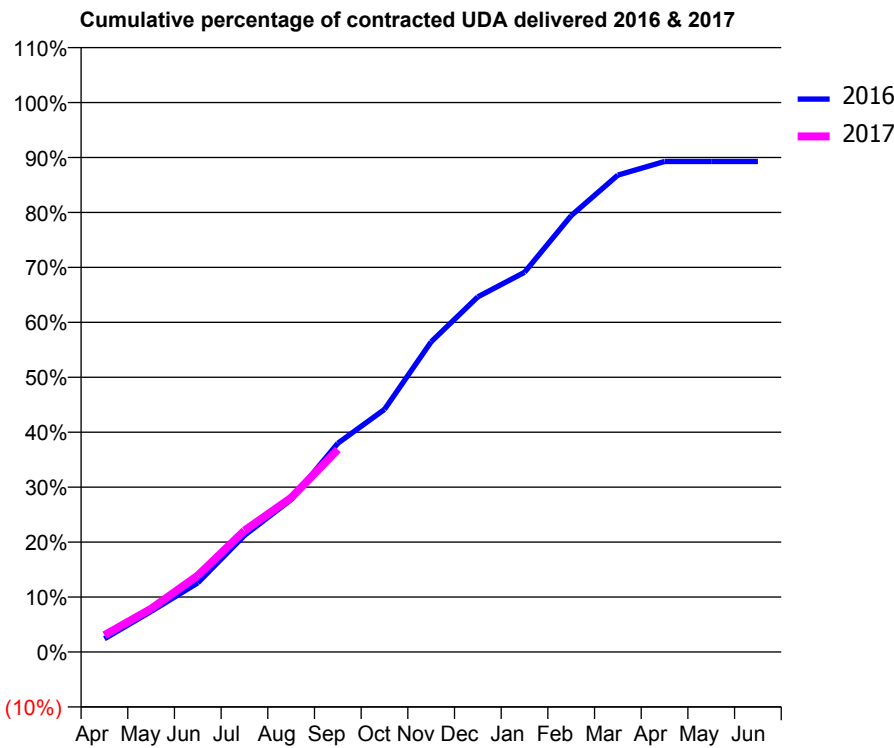
16/17 Contracted general activity (UDA)	1,279
Carry forward general activity (UDA)	0
16/17 Contracted orthodontic activity (UOA)	0
Carry forward orthodontic activity (UOA)	0
Baseline contract value	£27,108.02

ACCESS*

Patients seen in 24 months	Total	Change since previous quarter
Quarter ending September 2015	527	
Quarter ending December 2015	526	→
Quarter ending March 2016	511	↓
Quarter ending June 2016	504	↓
Quarter ending September 2016	491	↓
Variance since September 2015	(6.8%)	↓



ACTIVITY



Month	Adjusted Scheduled Activity (UDA)	
	2016	2017
April	31	39
May	94	101
June	161	178
July	271	283
August	355	359
September	486	471
October	565	
November	722	
December	827	
January	884	
February	1,016	
March	1,110	
April	1,142	
May	1,142	
June	1,142	

QUALITY

	Quantity	Base Number	Contract	AT	Region	England
% of FP17s for the same patient ID Re-attending within 3 months - Children	20	298	6.7%	10.4%	11.8%	12.4%
% of FP17s for the same patient ID Re-attending within 3 months - Adults	0	25	0.0%	15.9%	17.1%	16.7%
% of FP17s for the same patient ID Re-attending between 3 & 9 months - Children	170	298	57.0%	47.1%	45.8%	57.4%
% of FP17s for the same patient ID Re-attending between 3 & 9 months - Adults	13	25	52.0%	37.7%	37.6%	50.5%
% of FP17s for Band 1 Urgent Courses	11	298	3.7%	10.1%	10.6%	9.1%
% of FP17s Relating to Free Repair or Replacements	0	298	0.0%	0.6%	0.6%	0.8%
% of FP17s Relating to Continuations	6	298	2.0%	1.1%	0.9%	1.3%
% of Patients satisfied with the dentistry they have received	0	0	N/A	90.5%	90.2%	93.2%
% of Patients satisfied with the time they had to wait for an appointment	0	0	N/A	85.8%	83.8%	89.0%

* This is based on patients treated on this contract for their most recent course of treatment. Figures in italics indicate the base number of FP17s or Patient Questionnaire responses are less than 100. N/A is shown where the base number of responses is less than 10 during the period. % is calculated as Quantity/Base number*100

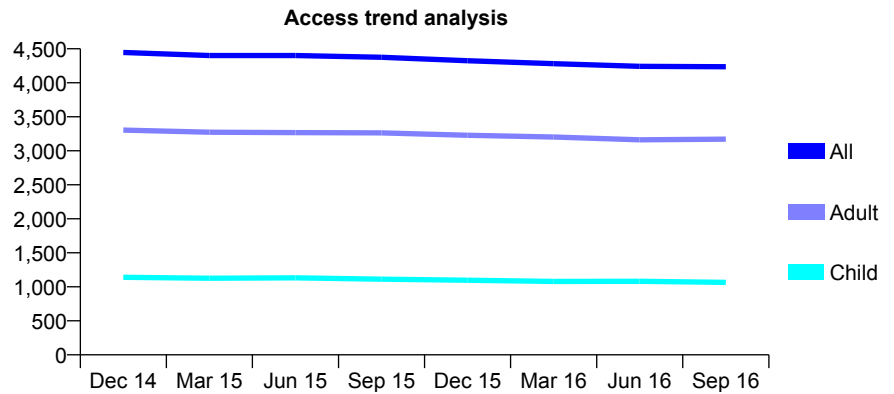
Q63 - Vital Signs At a Glance Contract Report for 917737/0001 - September 2016

Name or company name	MR JC HEALY
Contract type name	GDS Contract
Purpose of contract	General
Contract start date	01/04/2006
Contract end date	

16/17 Contracted general activity (UDA)	13,000
Carry forward general activity (UDA)	0
16/17 Contracted orthodontic activity (UOA)	0
Carry forward orthodontic activity (UOA)	0
Baseline contract value	£301,232.70

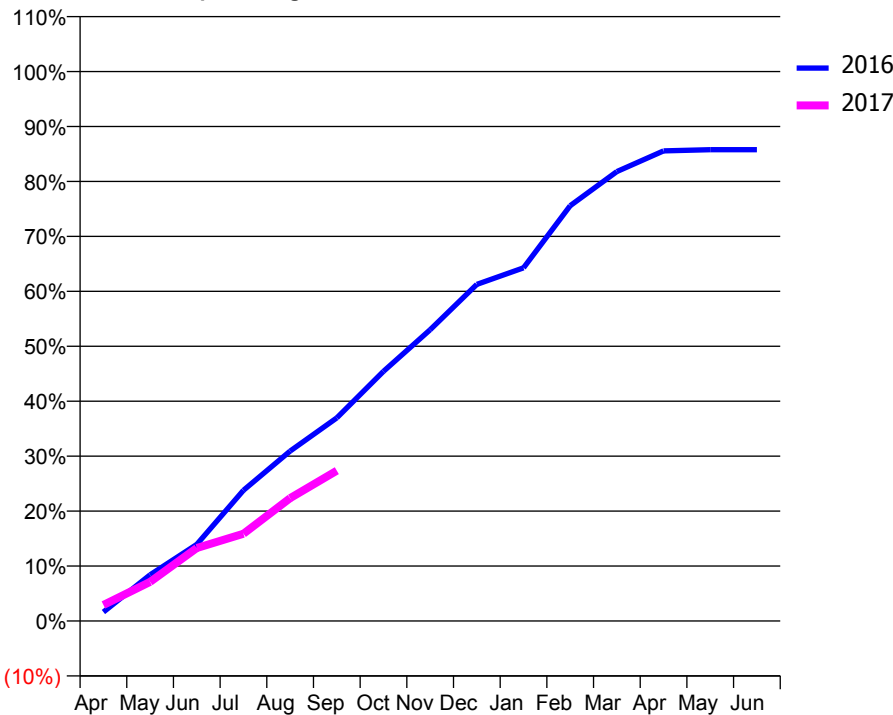
ACCESS*

Patients seen in 24 months	Total	Change since previous quarter
Quarter ending September 2015	4,376	
Quarter ending December 2015	4,325	↓
Quarter ending March 2016	4,282	→
Quarter ending June 2016	4,243	→
Quarter ending September 2016	4,236	→
Variance since September 2015	(3.2%)	↓



ACTIVITY

Cumulative percentage of contracted UDA delivered 2016 & 2017



Month	Adjusted Scheduled Activity (UDA)	
	2016	2017
April	213	379
May	1,093	927
June	1,812	1,726
July	3,094	2,063
August	4,020	2,908
September	4,807	3,557
October	5,906	
November	6,890	
December	7,964	
January	8,355	
February	9,827	
March	10,632	
April	11,122	
May	11,149	
June	11,149	

QUALITY

	Quantity	Base Number	Contract	AT	Region	England
% of FP17s for the same patient ID Re-attending within 3 months - Children	21	532	3.9%	10.4%	11.8%	12.4%
% of FP17s for the same patient ID Re-attending within 3 months - Adults	187	1,601	11.7%	15.9%	17.1%	16.7%
% of FP17s for the same patient ID Re-attending between 3 & 9 months - Children	259	532	48.7%	47.1%	45.8%	57.4%
% of FP17s for the same patient ID Re-attending between 3 & 9 months - Adults	797	1,601	49.8%	37.7%	37.6%	50.5%
% of FP17s for Band 1 Urgent Courses	11	1,866	0.6%	10.1%	10.6%	9.1%
% of FP17s Relating to Free Repair or Replacements	42	1,866	2.3%	0.6%	0.6%	0.8%
% of FP17s Relating to Continuations	67	1,866	3.6%	1.1%	0.9%	1.3%
% of Patients satisfied with the dentistry they have received	2	2	N/A	90.5%	90.2%	93.2%
% of Patients satisfied with the time they had to wait for an appointment	2	2	N/A	85.8%	83.8%	89.0%

* This is based on patients treated on this contract for their most recent course of treatment. Figures in italics indicate the base number of FP17s or Patient Questionnaire responses are less than 100. N/A is shown where the base number of responses is less than 10 during the period. % is calculated as Quantity/Base number*100

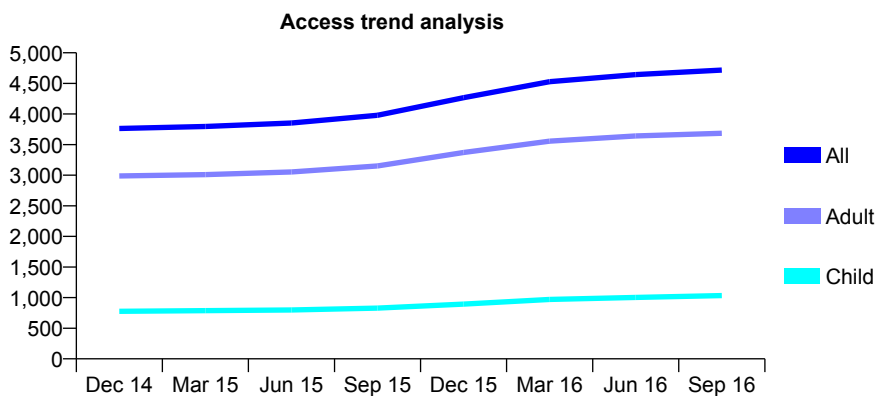
Q63 - Vital Signs At a Glance Contract Report for 919101/0003 - September 2016

Name or company name	MR S MIRFENDERESKI
Contract type name	GDS Contract
Purpose of contract	General
Contract start date	08/04/2009
Contract end date	

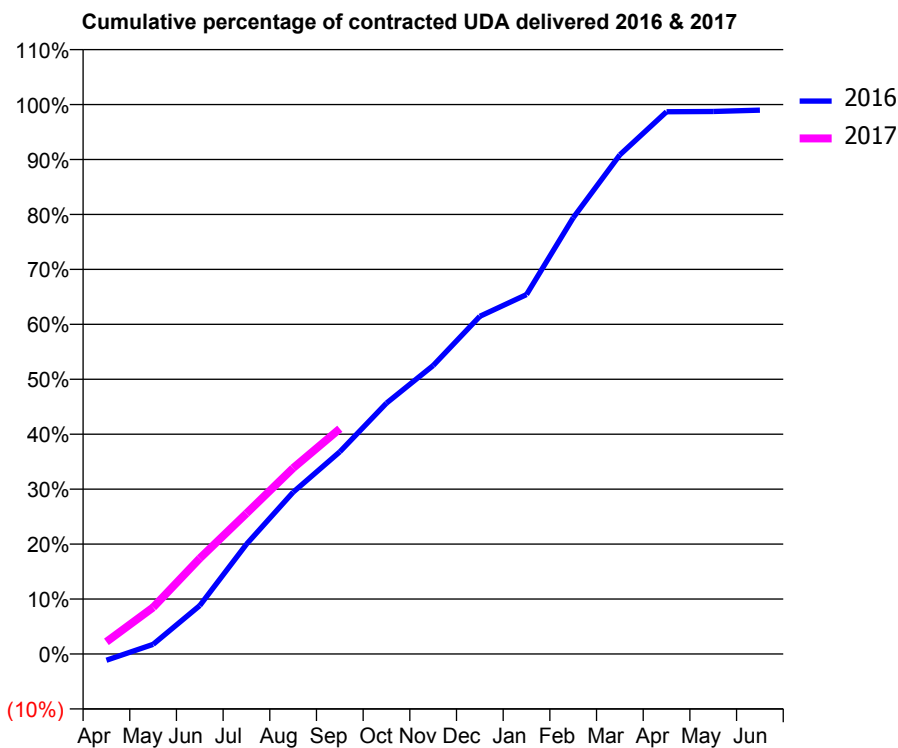
16/17 Contracted general activity (UDA)	13,200
Carry forward general activity (UDA)	135
16/17 Contracted orthodontic activity (UOA)	0
Carry forward orthodontic activity (UOA)	0
Baseline contract value	£325,046.33

ACCESS*

Patients seen in 24 months	Total	Change since previous quarter
Quarter ending September 2015	3,980	
Quarter ending December 2015	4,267	↑
Quarter ending March 2016	4,528	↑
Quarter ending June 2016	4,644	↑
Quarter ending September 2016	4,718	→
Variance since September 2015	18.5%	↑



ACTIVITY



Month	Adjusted Scheduled Activity (UDA)	
	2016	2017
April	-152	292
May	233	1,118
June	1,164	2,299
July	2,639	3,379
August	3,887	4,466
September	4,859	5,411
October	6,025	
November	6,931	
December	8,114	
January	8,633	
February	10,481	
March	11,993	
April	13,027	
May	13,032	
June	13,065	

QUALITY

	Quantity	Base Number	Contract	AT	Region	England
% of FP17s for the same patient ID Re-attending within 3 months - Children	20	539	3.7%	10.4%	11.8%	12.4%
% of FP17s for the same patient ID Re-attending within 3 months - Adults	90	1,510	6.0%	15.9%	17.1%	16.7%
% of FP17s for the same patient ID Re-attending between 3 & 9 months - Children	201	539	37.3%	47.1%	45.8%	57.4%
% of FP17s for the same patient ID Re-attending between 3 & 9 months - Adults	381	1,510	25.2%	37.7%	37.6%	50.5%
% of FP17s for Band 1 Urgent Courses	40	1,810	2.2%	10.1%	10.6%	9.1%
% of FP17s Relating to Free Repair or Replacements	10	1,810	0.6%	0.6%	0.6%	0.8%
% of FP17s Relating to Continuations	0	1,810	0.0%	1.1%	0.9%	1.3%
% of Patients satisfied with the dentistry they have received	0	0	N/A	90.5%	90.2%	93.2%
% of Patients satisfied with the time they had to wait for an appointment	0	0	N/A	85.8%	83.8%	89.0%

* This is based on patients treated on this contract for their most recent course of treatment. Figures in italics indicate the base number of FP17s or Patient Questionnaire responses are less than 100. N/A is shown where the base number of responses is less than 10 during the period. % is calculated as Quantity/Base number*100

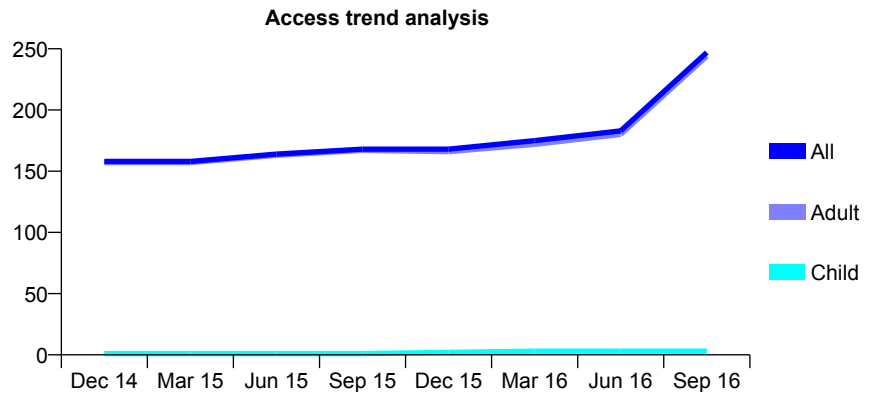
Q63 - Vital Signs At a Glance Contract Report for 919101/0004 - September 2016

Name or company name	MR S MIRFENDERESKI
Contract type name	PDS Contract
Purpose of contract	General
Contract start date	01/09/2010
Contract end date	31/03/2017

16/17 Contracted general activity (UDA)	600
Carry forward general activity (UDA)	0
16/17 Contracted orthodontic activity (UOA)	0
Carry forward orthodontic activity (UOA)	0
Baseline contract value	£29,230.42

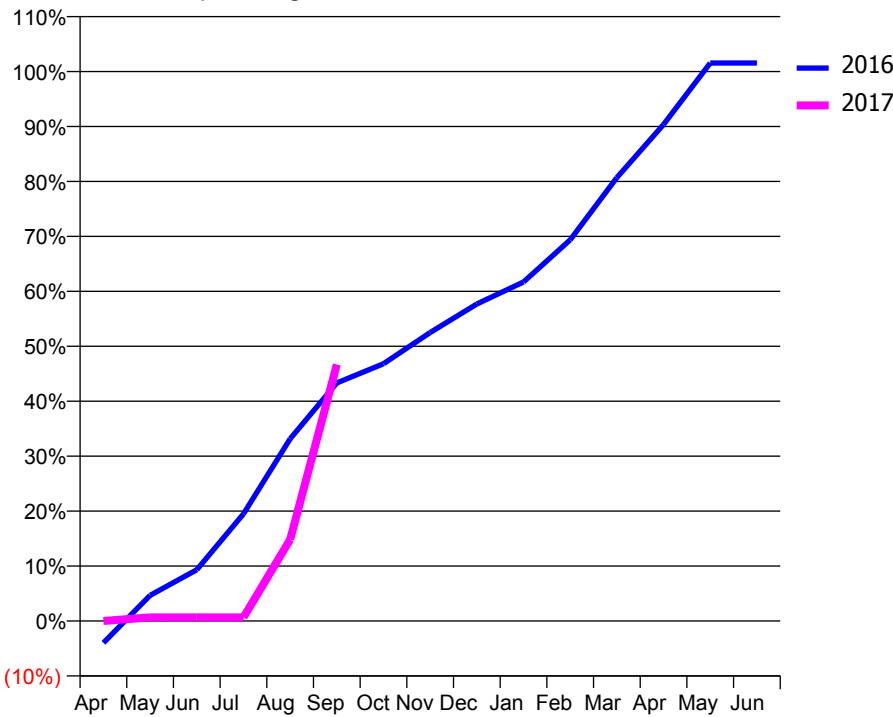
ACCESS*

Patients seen in 24 months	Total	Change since previous quarter
Quarter ending September 2015	168	
Quarter ending December 2015	168	→
Quarter ending March 2016	175	↑
Quarter ending June 2016	183	↑
Quarter ending September 2016	247	↑
Variance since September 2015	47.0%	↑



ACTIVITY

Cumulative percentage of contracted UDA delivered 2016 & 2017



Month	Adjusted Scheduled Activity (UDA)	
	2016	2017
April	-24	0
May	28	4
June	56	4
July	117	4
August	199	89
September	260	280
October	281	
November	315	
December	346	
January	370	
February	416	
March	484	
April	542	
May	609	
June	609	

QUALITY

	Quantity	Base Number	Contract	AT	Region	England
% of FP17s for the same patient ID Re-attending within 3 months - Children	0	2	0.0%	10.4%	11.8%	12.4%
% of FP17s for the same patient ID Re-attending within 3 months - Adults	0	145	0.0%	15.9%	17.1%	16.7%
% of FP17s for the same patient ID Re-attending between 3 & 9 months - Children	0	2	0.0%	47.1%	45.8%	57.4%
% of FP17s for the same patient ID Re-attending between 3 & 9 months - Adults	0	145	0.0%	37.7%	37.6%	50.5%
% of FP17s for Band 1 Urgent Courses	0	98	0.0%	10.1%	10.6%	9.1%
% of FP17s Relating to Free Repair or Replacements	0	98	0.0%	0.6%	0.6%	0.8%
% of FP17s Relating to Continuations	0	98	0.0%	1.1%	0.9%	1.3%
% of Patients satisfied with the dentistry they have received	0	0	N/A	90.5%	90.2%	93.2%
% of Patients satisfied with the time they had to wait for an appointment	0	0	N/A	85.8%	83.8%	89.0%

* This is based on patients treated on this contract for their most recent course of treatment. Figures in italics indicate the base number of FP17s or Patient Questionnaire responses are less than 100. N/A is shown where the base number of responses is less than 10 during the period. % is calculated as Quantity/Base number*100

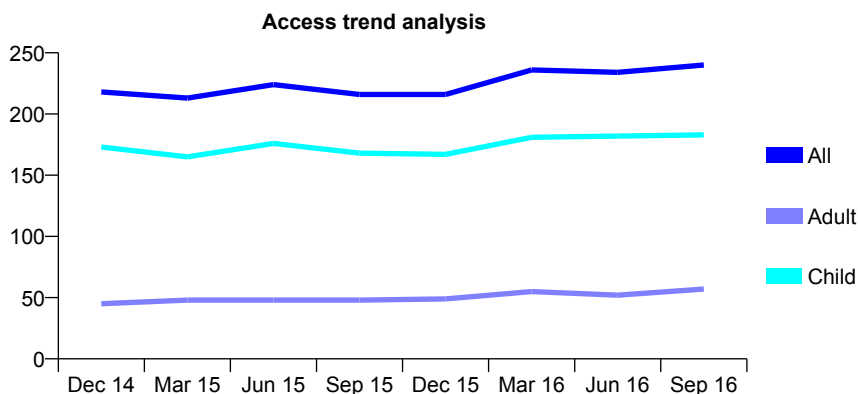
Q63 - Vital Signs At a Glance Contract Report for 920126/0001 - September 2016

Name or company name	MR MA SULIEMAN
Contract type name	GDS Contract
Purpose of contract	General
Contract start date	01/04/2006
Contract end date	

16/17 Contracted general activity (UDA)	546
Carry forward general activity (UDA)	3
16/17 Contracted orthodontic activity (UOA)	0
Carry forward orthodontic activity (UOA)	0
Baseline contract value	£12,329.63

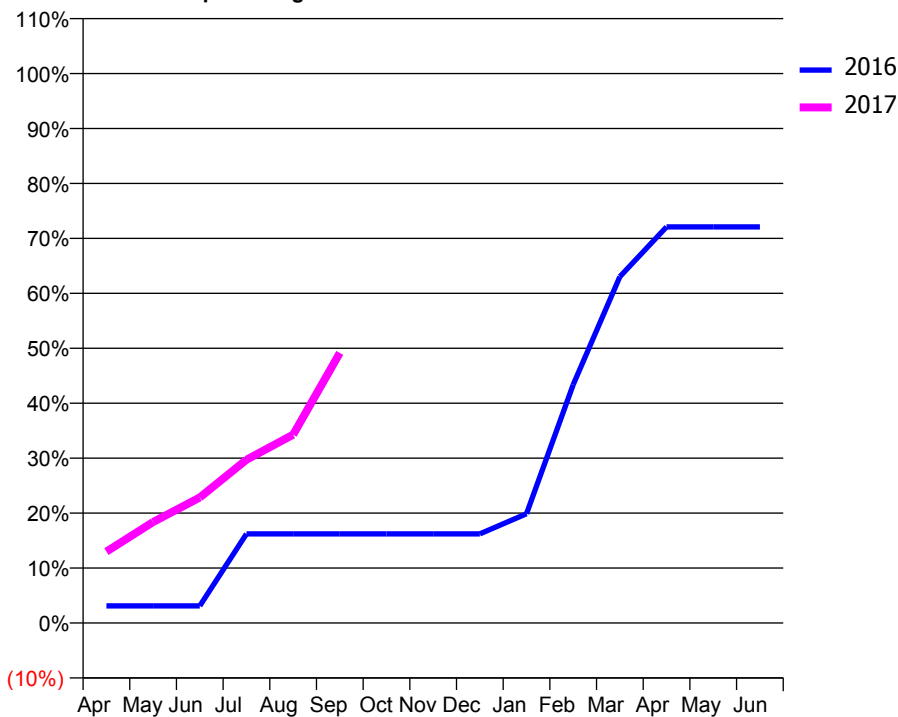
ACCESS*

Patients seen in 24 months	Total	Change since previous quarter
Quarter ending September 2015	216	
Quarter ending December 2015	216	→
Quarter ending March 2016	236	↑
Quarter ending June 2016	234	→
Quarter ending September 2016	240	↑
Variance since September 2015	11.1%	↑



ACTIVITY

Cumulative percentage of contracted UDA delivered 2016 & 2017



Month	Adjusted Scheduled Activity (UDA)	
	2016	2017
April	17	71
May	17	100
June	17	125
July	89	162
August	89	187
September	89	268
October	89	
November	89	
December	89	
January	109	
February	237	
March	344	
April	394	
May	394	
June	394	

QUALITY

	Quantity	Base Number	Contract	AT	Region	England
% of FP17s for the same patient ID Re-attending within 3 months - Children	6	140	4.3%	10.4%	11.8%	12.4%
% of FP17s for the same patient ID Re-attending within 3 months - Adults	0	29	0.0%	15.9%	17.1%	16.7%
% of FP17s for the same patient ID Re-attending between 3 & 9 months - Children	86	140	61.4%	47.1%	45.8%	57.4%
% of FP17s for the same patient ID Re-attending between 3 & 9 months - Adults	18	29	62.1%	37.7%	37.6%	50.5%
% of FP17s for Band 1 Urgent Courses	7	142	4.9%	10.1%	10.6%	9.1%
% of FP17s Relating to Free Repair or Replacements	0	142	0.0%	0.6%	0.6%	0.8%
% of FP17s Relating to Continuations	0	142	0.0%	1.1%	0.9%	1.3%
% of Patients satisfied with the dentistry they have received	0	0	N/A	90.5%	90.2%	93.2%
% of Patients satisfied with the time they had to wait for an appointment	0	0	N/A	85.8%	83.8%	89.0%

* This is based on patients treated on this contract for their most recent course of treatment. Figures in italics indicate the base number of FP17s or Patient Questionnaire responses are less than 100. N/A is shown where the base number of responses is less than 10 during the period. % is calculated as Quantity/Base number*100

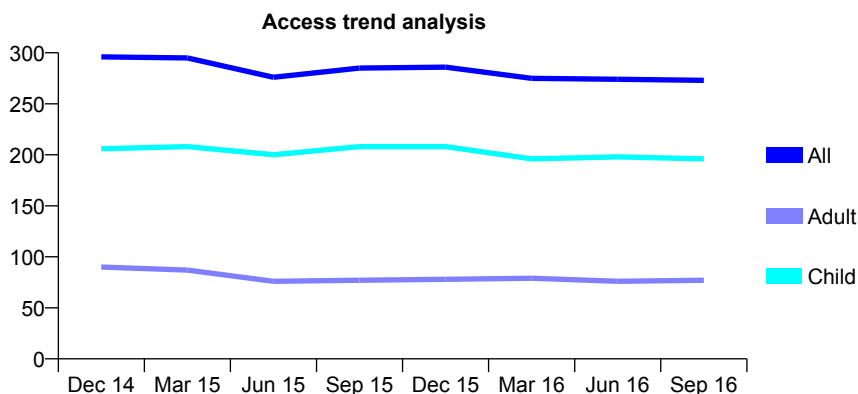
Q63 - Vital Signs At a Glance Contract Report for 920509/0001 - September 2016

Name or company name	MR KS SIHRA
Contract type name	GDS Contract
Purpose of contract	General
Contract start date	01/04/2006
Contract end date	

16/17 Contracted general activity (UDA)	607
Carry forward general activity (UDA)	-6
16/17 Contracted orthodontic activity (UOA)	0
Carry forward orthodontic activity (UOA)	0
Baseline contract value	£14,962.23

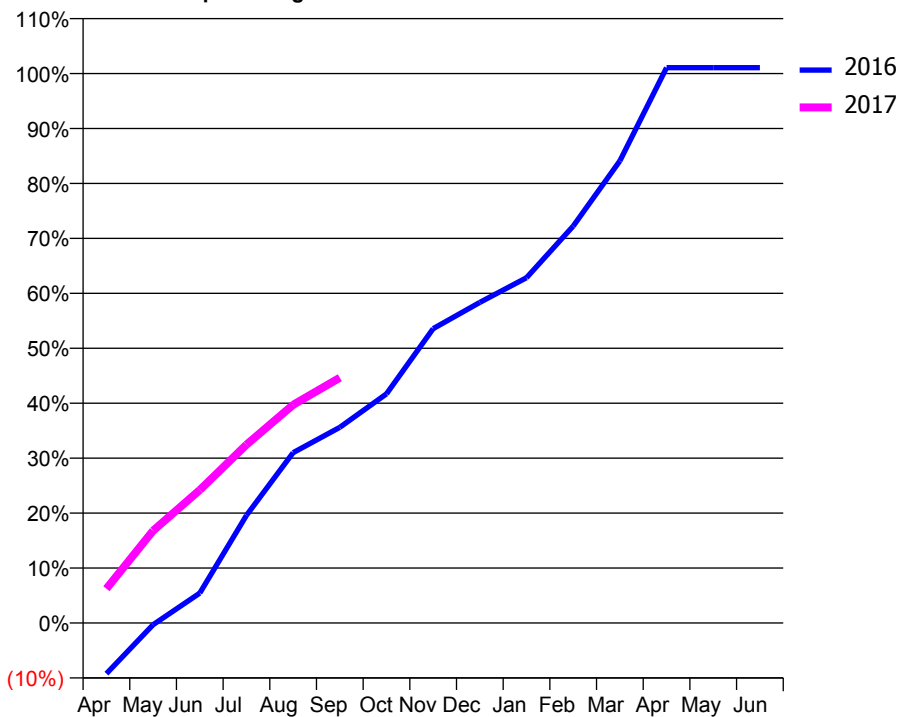
ACCESS*

Patients seen in 24 months	Total	Change since previous quarter
Quarter ending September 2015	285	
Quarter ending December 2015	286	→
Quarter ending March 2016	275	↓
Quarter ending June 2016	274	→
Quarter ending September 2016	273	→
Variance since September 2015	(4.2%)	↓



ACTIVITY

Cumulative percentage of contracted UDA delivered 2016 & 2017



Month	Adjusted Scheduled Activity (UDA)	
	2016	2017
April	-56	38
May	-2	102
June	33	147
July	119	197
August	188	241
September	216	271
October	253	
November	325	
December	354	
January	381	
February	438	
March	510	
April	613	
May	613	
June	613	

QUALITY

	Quantity	Base Number	Contract	AT	Region	England
% of FP17s for the same patient ID Re-attending within 3 months - Children	8	178	4.5%	10.4%	11.8%	12.4%
% of FP17s for the same patient ID Re-attending within 3 months - Adults	14	54	25.9%	15.9%	17.1%	16.7%
% of FP17s for the same patient ID Re-attending between 3 & 9 months - Children	121	178	68.0%	47.1%	45.8%	57.4%
% of FP17s for the same patient ID Re-attending between 3 & 9 months - Adults	29	54	53.7%	37.7%	37.6%	50.5%
% of FP17s for Band 1 Urgent Courses	0	191	0.0%	10.1%	10.6%	9.1%
% of FP17s Relating to Free Repair or Replacements	0	191	0.0%	0.6%	0.6%	0.8%
% of FP17s Relating to Continuations	0	191	0.0%	1.1%	0.9%	1.3%
% of Patients satisfied with the dentistry they have received	1	1	N/A	90.5%	90.2%	93.2%
% of Patients satisfied with the time they had to wait for an appointment	1	1	N/A	85.8%	83.8%	89.0%

* This is based on patients treated on this contract for their most recent course of treatment. Figures in italics indicate the base number of FP17s or Patient Questionnaire responses are less than 100. N/A is shown where the base number of responses is less than 10 during the period. % is calculated as Quantity/Base number*100

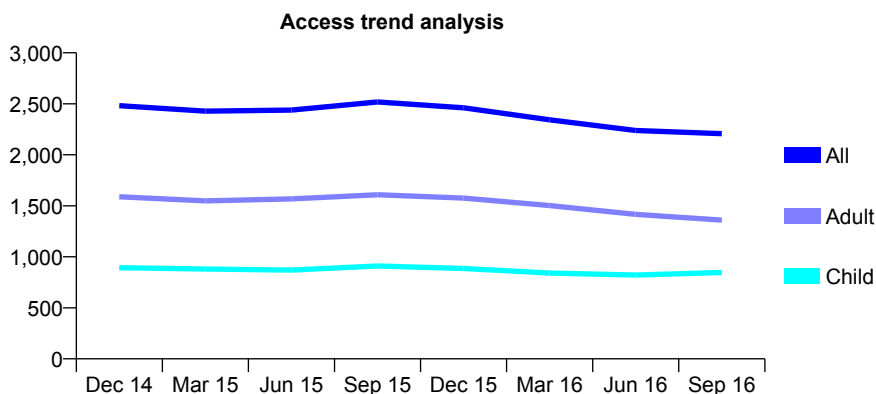
Q63 - Vital Signs At a Glance Contract Report for 921742/0001 - September 2016

Name or company name	MR AA OJETUNDE
Contract type name	GDS Contract
Purpose of contract	General
Contract start date	01/04/2006
Contract end date	

16/17 Contracted general activity (UDA)	11,195
Carry forward general activity (UDA)	-16
16/17 Contracted orthodontic activity (UOA)	0
Carry forward orthodontic activity (UOA)	0
Baseline contract value	£295,741.62

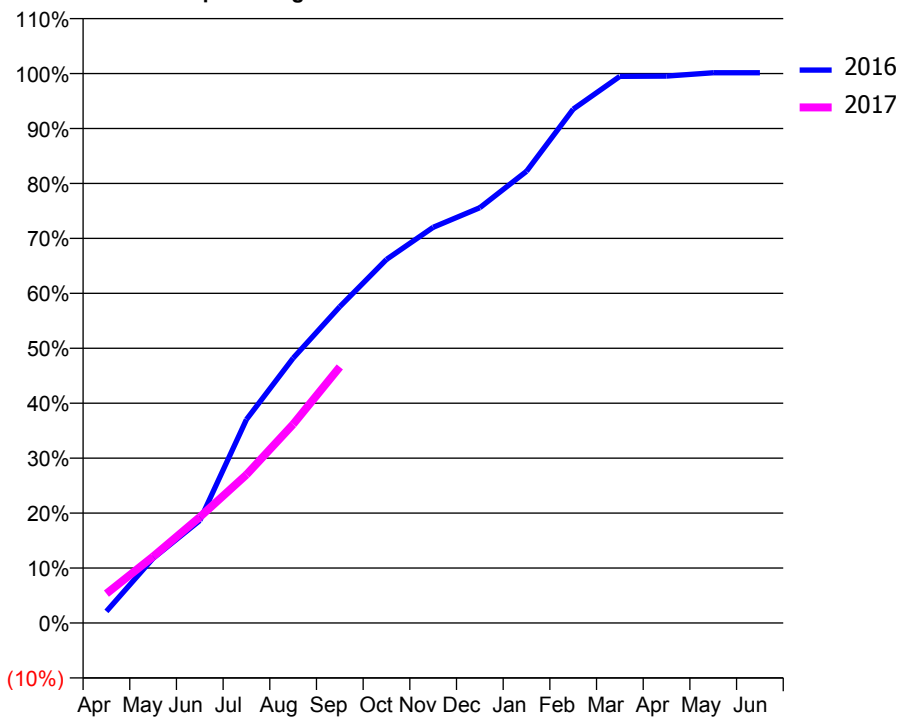
ACCESS*

Patients seen in 24 months	Total	Change since previous quarter
Quarter ending September 2015	2,518	
Quarter ending December 2015	2,461	↓
Quarter ending March 2016	2,343	↓
Quarter ending June 2016	2,238	↓
Quarter ending September 2016	2,207	↓
Variance since September 2015	(12.4%)	↓



ACTIVITY

Cumulative percentage of contracted UDA delivered 2016 & 2017



Month	Adjusted Scheduled Activity (UDA)	
	2016	2017
April	237	598
May	1,319	1,355
June	2,087	2,157
July	4,146	3,023
August	5,397	4,050
September	6,446	5,216
October	7,407	
November	8,061	
December	8,460	
January	9,204	
February	10,469	
March	11,137	
April	11,142	
May	11,211	
June	11,211	

QUALITY

	Quantity	Base Number	Contract	AT	Region	England
% of FP17s for the same patient ID Re-attending within 3 months - Children	17	443	3.8%	10.4%	11.8%	12.4%
% of FP17s for the same patient ID Re-attending within 3 months - Adults	43	511	8.4%	15.9%	17.1%	16.7%
% of FP17s for the same patient ID Re-attending between 3 & 9 months - Children	134	443	30.2%	47.1%	45.8%	57.4%
% of FP17s for the same patient ID Re-attending between 3 & 9 months - Adults	174	511	34.1%	37.7%	37.6%	50.5%
% of FP17s for Band 1 Urgent Courses	42	934	4.5%	10.1%	10.6%	9.1%
% of FP17s Relating to Free Repair or Replacements	5	934	0.5%	0.6%	0.6%	0.8%
% of FP17s Relating to Continuations	13	934	1.4%	1.1%	0.9%	1.3%
% of Patients satisfied with the dentistry they have received	2	2	N/A	90.5%	90.2%	93.2%
% of Patients satisfied with the time they had to wait for an appointment	2	2	N/A	85.8%	83.8%	89.0%

* This is based on patients treated on this contract for their most recent course of treatment. Figures in italics indicate the base number of FP17s or Patient Questionnaire responses are less than 100. N/A is shown where the base number of responses is less than 10 during the period. % is calculated as Quantity/Base number*100

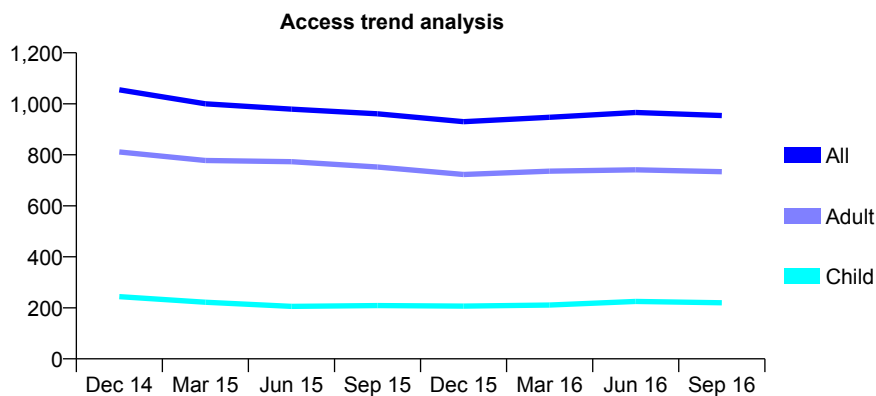
Q63 - Vital Signs At a Glance Contract Report for 921742/0003 - September 2016

Name or company name	MR AA OJETUNDE
Contract type name	GDS Contract
Purpose of contract	General
Contract start date	01/04/2006
Contract end date	

16/17 Contracted general activity (UDA)	4,795
Carry forward general activity (UDA)	0
16/17 Contracted orthodontic activity (UOA)	0
Carry forward orthodontic activity (UOA)	0
Baseline contract value	£136,410.61

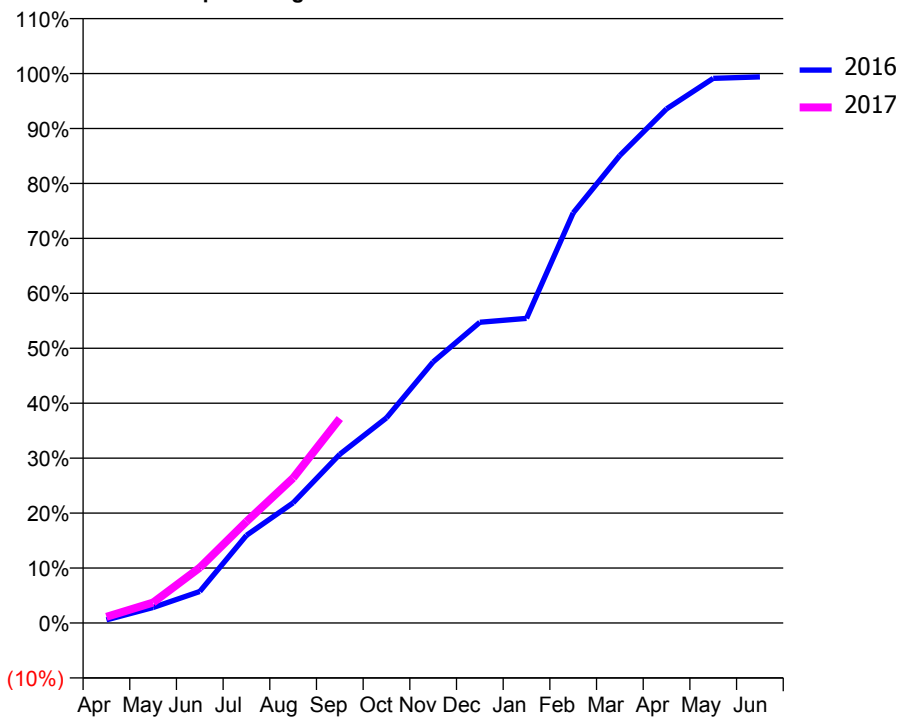
ACCESS*

Patients seen in 24 months	Total	Change since previous quarter
Quarter ending September 2015	961	
Quarter ending December 2015	930	↓
Quarter ending March 2016	947	→
Quarter ending June 2016	966	↑
Quarter ending September 2016	954	↓
Variance since September 2015	(0.7%)	→



ACTIVITY

Cumulative percentage of contracted UDA delivered 2016 & 2017



Adjusted Scheduled Activity (UDA)

Month	2016	2017
April	28	54
May	136	178
June	276	483
July	765	885
August	1,049	1,266
September	1,472	1,784
October	1,790	
November	2,279	
December	2,625	
January	2,659	
February	3,579	
March	4,081	
April	4,487	
May	4,753	
June	4,765	

QUALITY

	Quantity	Base Number	Contract	AT	Region	England
% of FP17s for the same patient ID Re-attending within 3 months - Children	10	150	6.7%	10.4%	11.8%	12.4%
% of FP17s for the same patient ID Re-attending within 3 months - Adults	66	407	16.2%	15.9%	17.1%	16.7%
% of FP17s for the same patient ID Re-attending between 3 & 9 months - Children	80	150	53.3%	47.1%	45.8%	57.4%
% of FP17s for the same patient ID Re-attending between 3 & 9 months - Adults	165	407	40.5%	37.7%	37.6%	50.5%
% of FP17s for Band 1 Urgent Courses	21	406	5.2%	10.1%	10.6%	9.1%
% of FP17s Relating to Free Repair or Replacements	3	406	0.7%	0.6%	0.6%	0.8%
% of FP17s Relating to Continuations	11	406	2.7%	1.1%	0.9%	1.3%
% of Patients satisfied with the dentistry they have received	1	1	N/A	90.5%	90.2%	93.2%
% of Patients satisfied with the time they had to wait for an appointment	1	1	N/A	85.8%	83.8%	89.0%

* This is based on patients treated on this contract for their most recent course of treatment. Figures in italics indicate the base number of FP17s or Patient Questionnaire responses are less than 100. N/A is shown where the base number of responses is less than 10 during the period. % is calculated as Quantity/Base number*100

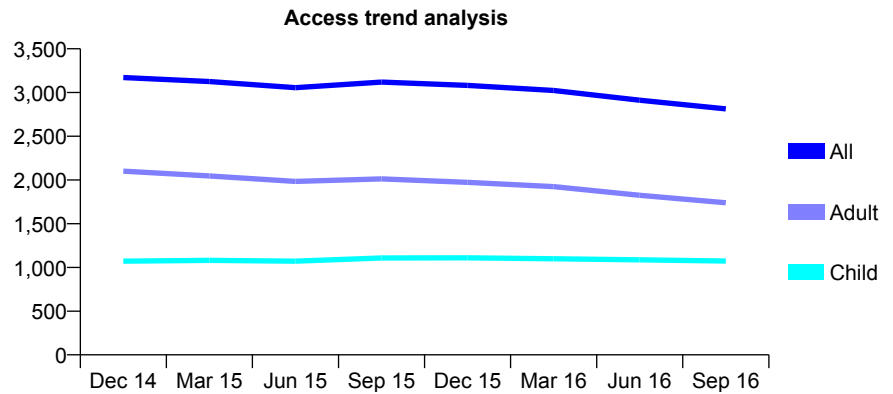
Q63 - Vital Signs At a Glance Contract Report for 929654/0001 - September 2016

Name or company name	MR MR CHOUDHURY
Contract type name	GDS Contract
Purpose of contract	General
Contract start date	01/04/2006
Contract end date	

16/17 Contracted general activity (UDA)	6,740
Carry forward general activity (UDA)	121
16/17 Contracted orthodontic activity (UOA)	0
Carry forward orthodontic activity (UOA)	0
Baseline contract value	£196,149.50

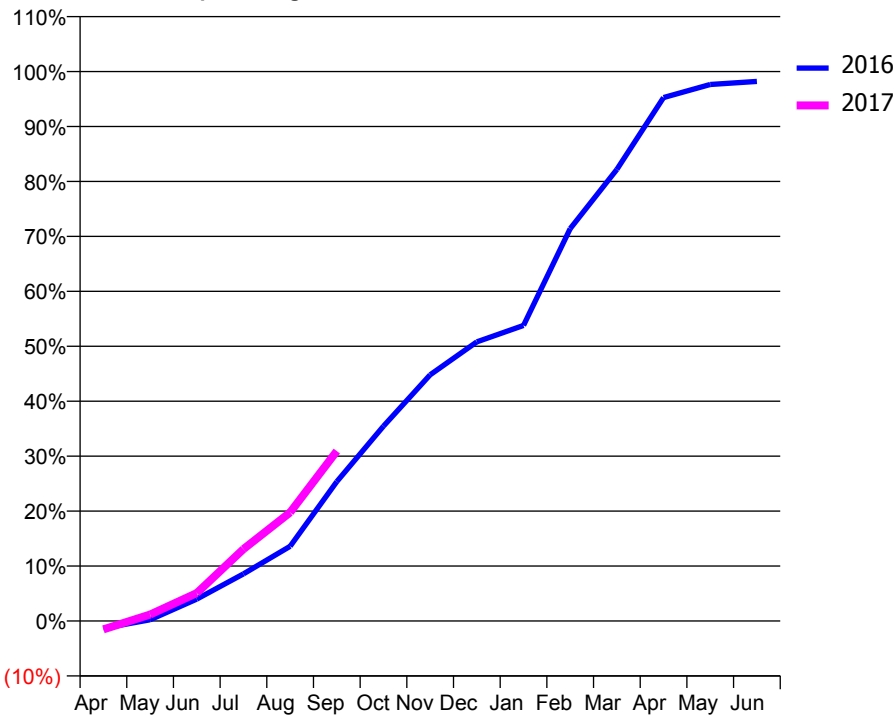
ACCESS*

Patients seen in 24 months	Total	Change since previous quarter
Quarter ending September 2015	3,120	
Quarter ending December 2015	3,081	↓
Quarter ending March 2016	3,023	↓
Quarter ending June 2016	2,912	↓
Quarter ending September 2016	2,813	↓
Variance since September 2015	(9.8%)	↓



ACTIVITY

Cumulative percentage of contracted UDA delivered 2016 & 2017



Month	Adjusted Scheduled Activity (UDA)	
	2016	2017
April	-90	-104
May	15	79
June	268	343
July	578	883
August	917	1,333
September	1,709	2,084
October	2,391	
November	3,021	
December	3,425	
January	3,625	
February	4,813	
March	5,538	
April	6,421	
May	6,580	
June	6,619	

QUALITY

	Quantity	Base Number	Contract	AT	Region	England
% of FP17s for the same patient ID Re-attending within 3 months - Children	32	589	5.4%	10.4%	11.8%	12.4%
% of FP17s for the same patient ID Re-attending within 3 months - Adults	107	801	13.4%	15.9%	17.1%	16.7%
% of FP17s for the same patient ID Re-attending between 3 & 9 months - Children	237	589	40.2%	47.1%	45.8%	57.4%
% of FP17s for the same patient ID Re-attending between 3 & 9 months - Adults	338	801	42.2%	37.7%	37.6%	50.5%
% of FP17s for Band 1 Urgent Courses	177	987	17.9%	10.1%	10.6%	9.1%
% of FP17s Relating to Free Repair or Replacements	12	987	1.2%	0.6%	0.6%	0.8%
% of FP17s Relating to Continuations	0	987	0.0%	1.1%	0.9%	1.3%
% of Patients satisfied with the dentistry they have received	2	2	N/A	90.5%	90.2%	93.2%
% of Patients satisfied with the time they had to wait for an appointment	2	2	N/A	85.8%	83.8%	89.0%

* This is based on patients treated on this contract for their most recent course of treatment. Figures in italics indicate the base number of FP17s or Patient Questionnaire responses are less than 100. N/A is shown where the base number of responses is less than 10 during the period. % is calculated as Quantity/Base number*100

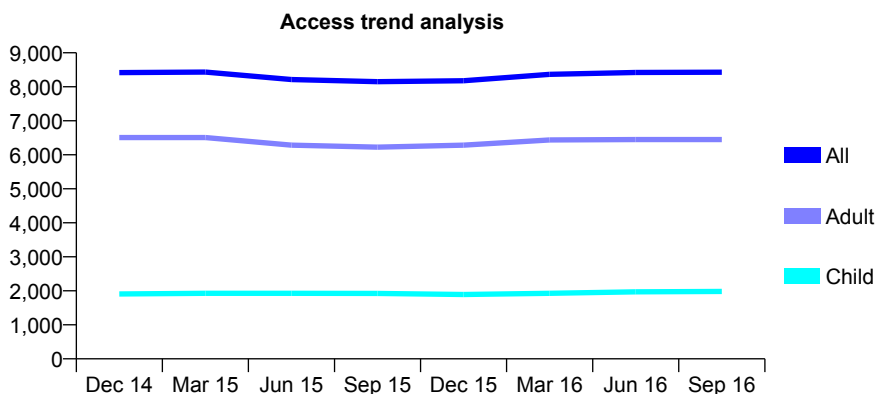
Q63 - Vital Signs At a Glance Contract Report for 931403/0001 - September 2016

Name or company name	MR AK PATEL
Contract type name	GDS Contract
Purpose of contract	General
Contract start date	01/04/2006
Contract end date	

16/17 Contracted general activity (UDA)	21,449
Carry forward general activity (UDA)	128
16/17 Contracted orthodontic activity (UOA)	0
Carry forward orthodontic activity (UOA)	0
Baseline contract value	£685,765.64

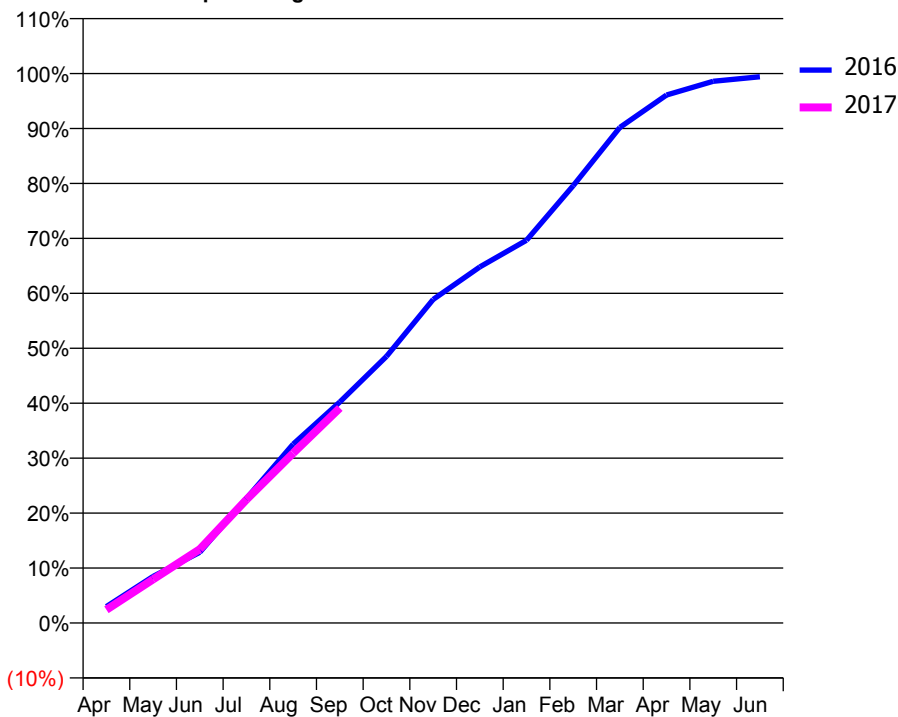
ACCESS*

Patients seen in 24 months	Total	Change since previous quarter
Quarter ending September 2015	8,150	
Quarter ending December 2015	8,178	→
Quarter ending March 2016	8,365	↑
Quarter ending June 2016	8,421	→
Quarter ending September 2016	8,431	→
Variance since September 2015	3.4%	↑



ACTIVITY

Cumulative percentage of contracted UDA delivered 2016 & 2017



Month	Adjusted Scheduled Activity (UDA)	
	2016	2017
April	644	519
May	1,817	1,704
June	2,763	2,882
July	4,864	4,818
August	6,984	6,628
September	8,628	8,395
October	10,409	
November	12,629	
December	13,901	
January	14,939	
February	17,069	
March	19,346	
April	20,610	
May	21,145	
June	21,321	

QUALITY

	Quantity	Base Number	Contract	AT	Region	England
% of FP17s for the same patient ID Re-attending within 3 months - Children	117	1,315	8.9%	10.4%	11.8%	12.4%
% of FP17s for the same patient ID Re-attending within 3 months - Adults	560	3,562	15.7%	15.9%	17.1%	16.7%
% of FP17s for the same patient ID Re-attending between 3 & 9 months - Children	531	1,315	40.4%	47.1%	45.8%	57.4%
% of FP17s for the same patient ID Re-attending between 3 & 9 months - Adults	1,175	3,562	33.0%	37.7%	37.6%	50.5%
% of FP17s for Band 1 Urgent Courses	573	3,999	14.3%	10.1%	10.6%	9.1%
% of FP17s Relating to Free Repair or Replacements	51	3,999	1.3%	0.6%	0.6%	0.8%
% of FP17s Relating to Continuations	40	3,999	1.0%	1.1%	0.9%	1.3%
% of Patients satisfied with the dentistry they have received	7	8	N/A	90.5%	90.2%	93.2%
% of Patients satisfied with the time they had to wait for an appointment	7	8	N/A	85.8%	83.8%	89.0%

* This is based on patients treated on this contract for their most recent course of treatment. Figures in italics indicate the base number of FP17s or Patient Questionnaire responses are less than 100. N/A is shown where the base number of responses is less than 10 during the period. % is calculated as Quantity/Base number*100

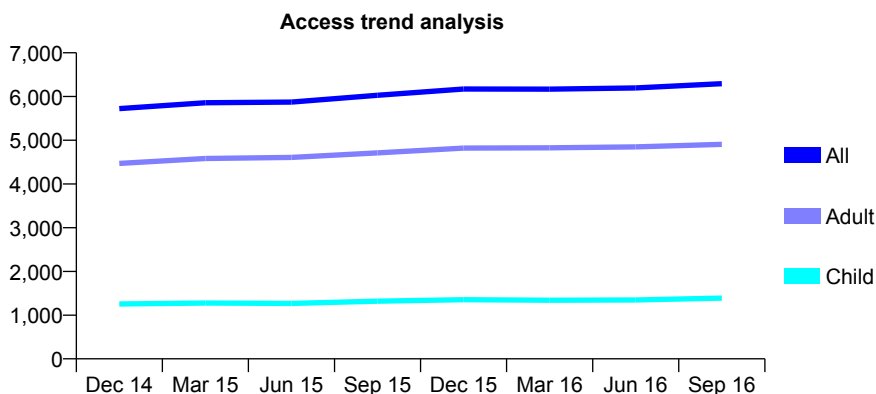
Q63 - Vital Signs At a Glance Contract Report for 932884/0001 - September 2016

Name or company name	MR HS BASSI
Contract type name	GDS Contract
Purpose of contract	General
Contract start date	01/04/2006
Contract end date	

16/17 Contracted general activity (UDA)	16,913
Carry forward general activity (UDA)	26
16/17 Contracted orthodontic activity (UOA)	0
Carry forward orthodontic activity (UOA)	0
Baseline contract value	£437,251.86

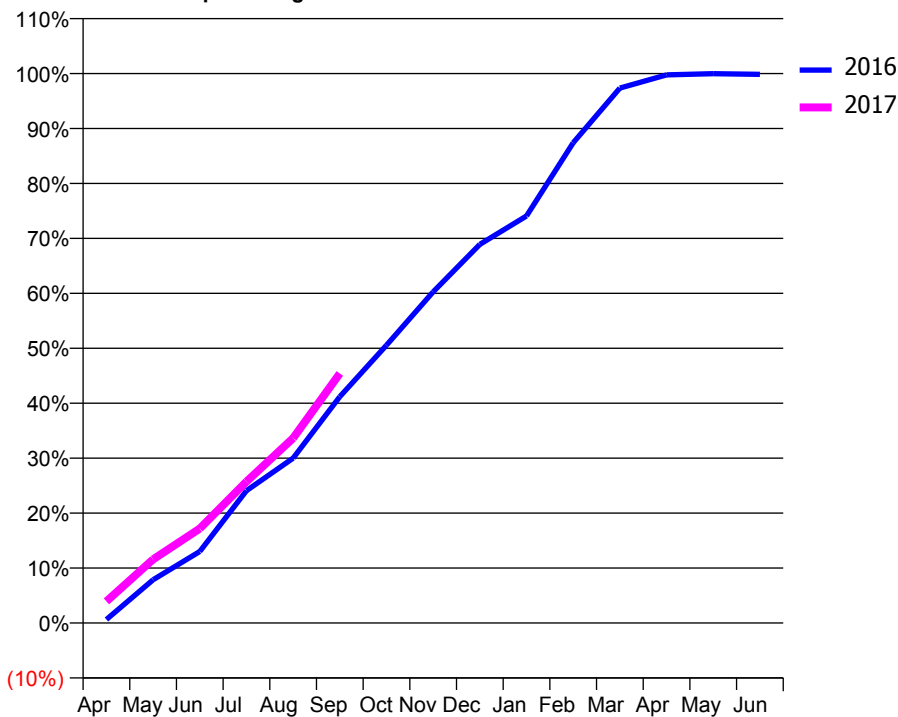
ACCESS*

Patients seen in 24 months	Total	Change since previous quarter
Quarter ending September 2015	6,030	
Quarter ending December 2015	6,173	↑
Quarter ending March 2016	6,169	→
Quarter ending June 2016	6,195	→
Quarter ending September 2016	6,295	→
Variance since September 2015	4.4%	↑



ACTIVITY

Cumulative percentage of contracted UDA delivered 2016 & 2017



QUALITY

	Quantity	Base Number	Contract	AT	Region	England
% of FP17s for the same patient ID Re-attending within 3 months - Children	39	852	4.6%	10.4%	11.8%	12.4%
% of FP17s for the same patient ID Re-attending within 3 months - Adults	366	3,037	12.1%	15.9%	17.1%	16.7%
% of FP17s for the same patient ID Re-attending between 3 & 9 months - Children	305	852	35.8%	47.1%	45.8%	57.4%
% of FP17s for the same patient ID Re-attending between 3 & 9 months - Adults	1,317	3,037	43.4%	37.7%	37.6%	50.5%
% of FP17s for Band 1 Urgent Courses	233	3,296	7.1%	10.1%	10.6%	9.1%
% of FP17s Relating to Free Repair or Replacements	45	3,296	1.4%	0.6%	0.6%	0.8%
% of FP17s Relating to Continuations	30	3,296	0.9%	1.1%	0.9%	1.3%
% of Patients satisfied with the dentistry they have received	7	7	N/A	90.5%	90.2%	93.2%
% of Patients satisfied with the time they had to wait for an appointment	6	7	N/A	85.8%	83.8%	89.0%

* This is based on patients treated on this contract for their most recent course of treatment. Figures in italics indicate the base number of FP17s or Patient Questionnaire responses are less than 100. N/A is shown where the base number of responses is less than 10 during the period. % is calculated as Quantity/Base number*100

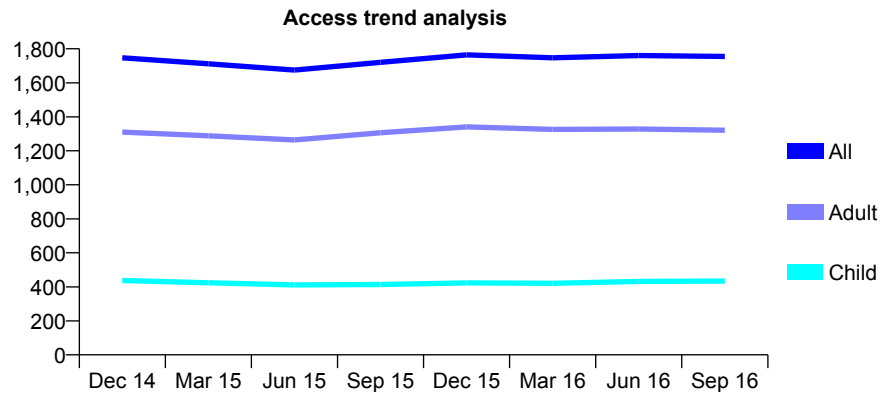
Q63 - Vital Signs At a Glance Contract Report for 933074/0001 - September 2016

Name or company name	MR M MAZAHERI
Contract type name	GDS Contract
Purpose of contract	General
Contract start date	01/04/2006
Contract end date	

16/17 Contracted general activity (UDA)	10,543
Carry forward general activity (UDA)	0
16/17 Contracted orthodontic activity (UOA)	0
Carry forward orthodontic activity (UOA)	0
Baseline contract value	£333,308.56

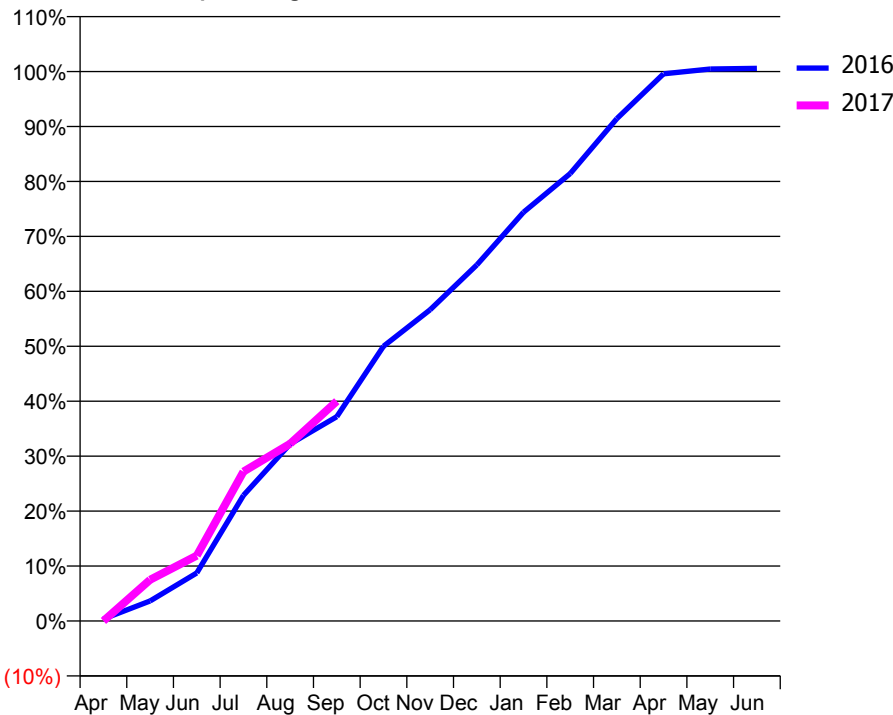
ACCESS*

Patients seen in 24 months	Total	Change since previous quarter
Quarter ending September 2015	1,720	
Quarter ending December 2015	1,764	↑
Quarter ending March 2016	1,747	→
Quarter ending June 2016	1,760	→
Quarter ending September 2016	1,755	→
Variance since September 2015	2.0%	↑



ACTIVITY

Cumulative percentage of contracted UDA delivered 2016 & 2017



Month	Adjusted Scheduled Activity (UDA)	
	2016	2017
April	40	0
May	385	792
June	923	1,255
July	2,410	2,866
August	3,396	3,400
September	3,922	4,217
October	5,271	
November	5,972	
December	6,832	
January	7,843	
February	8,585	
March	9,640	
April	10,498	
May	10,591	
June	10,603	

QUALITY

	Quantity	Base Number	Contract	AT	Region	England
% of FP17s for the same patient ID Re-attending within 3 months - Children	16	277	5.8%	10.4%	11.8%	12.4%
% of FP17s for the same patient ID Re-attending within 3 months - Adults	102	679	15.0%	15.9%	17.1%	16.7%
% of FP17s for the same patient ID Re-attending between 3 & 9 months - Children	152	277	54.9%	47.1%	45.8%	57.4%
% of FP17s for the same patient ID Re-attending between 3 & 9 months - Adults	246	679	36.2%	37.7%	37.6%	50.5%
% of FP17s for Band 1 Urgent Courses	22	776	2.8%	10.1%	10.6%	9.1%
% of FP17s Relating to Free Repair or Replacements	1	776	0.1%	0.6%	0.6%	0.8%
% of FP17s Relating to Continuations	13	776	1.7%	1.1%	0.9%	1.3%
% of Patients satisfied with the dentistry they have received	1	1	N/A	90.5%	90.2%	93.2%
% of Patients satisfied with the time they had to wait for an appointment	1	1	N/A	85.8%	83.8%	89.0%

* This is based on patients treated on this contract for their most recent course of treatment. Figures in italics indicate the base number of FP17s or Patient Questionnaire responses are less than 100. N/A is shown where the base number of responses is less than 10 during the period. % is calculated as Quantity/Base number*100

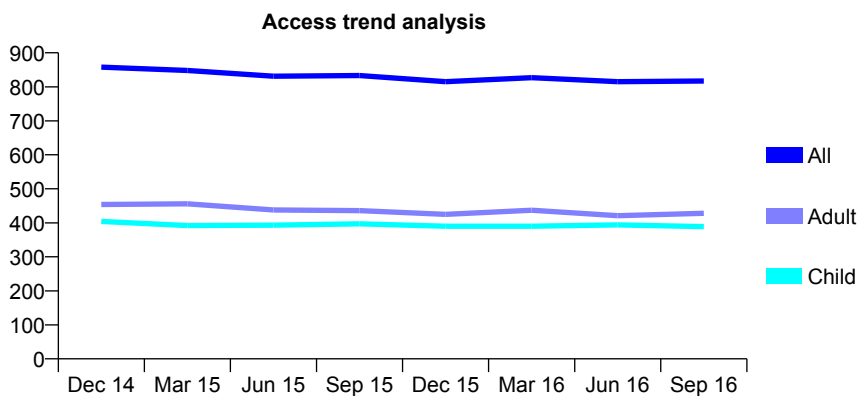
Q63 - Vital Signs At a Glance Contract Report for 933422/0001 - September 2016

Name or company name	MR A SOMASUNDARARAJAH
Contract type name	GDS Contract
Purpose of contract	General
Contract start date	01/04/2006
Contract end date	

16/17 Contracted general activity (UDA)	3,377
Carry forward general activity (UDA)	0
16/17 Contracted orthodontic activity (UOA)	0
Carry forward orthodontic activity (UOA)	0
Baseline contract value	£96,998.76

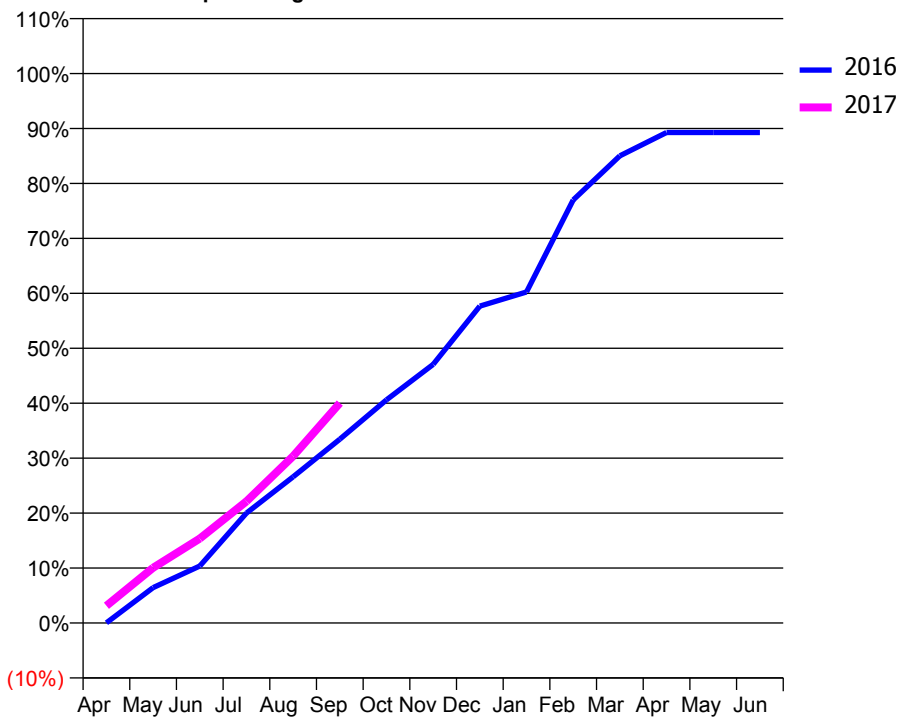
ACCESS*

Patients seen in 24 months	Total	Change since previous quarter
Quarter ending September 2015	833	
Quarter ending December 2015	815	↓
Quarter ending March 2016	827	→
Quarter ending June 2016	815	↓
Quarter ending September 2016	817	→
Variance since September 2015	(1.9%)	↓



ACTIVITY

Cumulative percentage of contracted UDA delivered 2016 & 2017



Month	Adjusted Scheduled Activity (UDA)	
	2016	2017
April	1	106
May	217	340
June	350	519
July	676	748
August	898	1,025
September	1,130	1,351
October	1,371	
November	1,589	
December	1,948	
January	2,035	
February	2,600	
March	2,871	
April	3,014	
May	3,014	
June	3,014	

QUALITY

	Quantity	Base Number	Contract	AT	Region	England
% of FP17s for the same patient ID Re-attending within 3 months - Children	11	248	4.4%	10.4%	11.8%	12.4%
% of FP17s for the same patient ID Re-attending within 3 months - Adults	31	240	12.9%	15.9%	17.1%	16.7%
% of FP17s for the same patient ID Re-attending between 3 & 9 months - Children	104	248	41.9%	47.1%	45.8%	57.4%
% of FP17s for the same patient ID Re-attending between 3 & 9 months - Adults	97	240	40.4%	37.7%	37.6%	50.5%
% of FP17s for Band 1 Urgent Courses	32	429	7.5%	10.1%	10.6%	9.1%
% of FP17s Relating to Free Repair or Replacements	0	429	0.0%	0.6%	0.6%	0.8%
% of FP17s Relating to Continuations	8	429	1.9%	1.1%	0.9%	1.3%
% of Patients satisfied with the dentistry they have received	1	1	N/A	90.5%	90.2%	93.2%
% of Patients satisfied with the time they had to wait for an appointment	1	1	N/A	85.8%	83.8%	89.0%

* This is based on patients treated on this contract for their most recent course of treatment. Figures in italics indicate the base number of FP17s or Patient Questionnaire responses are less than 100. N/A is shown where the base number of responses is less than 10 during the period. % is calculated as Quantity/Base number*100

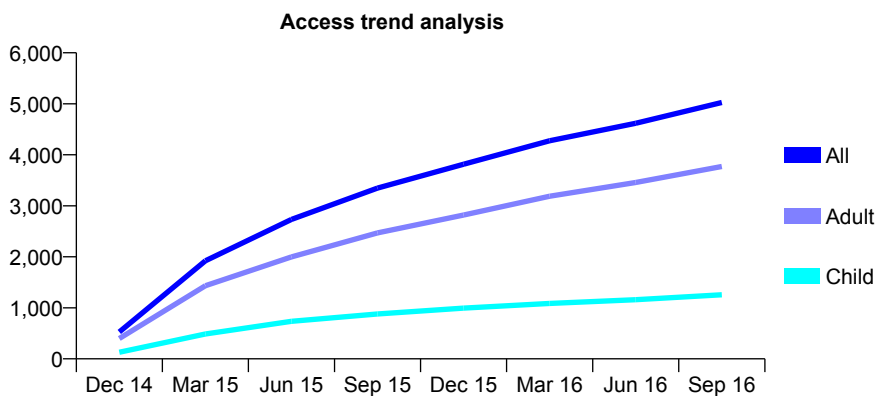
Q63 - Vital Signs At a Glance Contract Report for 936812/0001 - September 2016

Name or company name	MS M AZARI
Contract type name	GDS Contract
Purpose of contract	General
Contract start date	01/11/2014
Contract end date	

16/17 Contracted general activity (UDA)	17,648
Carry forward general activity (UDA)	0
16/17 Contracted orthodontic activity (UOA)	0
Carry forward orthodontic activity (UOA)	0
Baseline contract value	£653,549.91

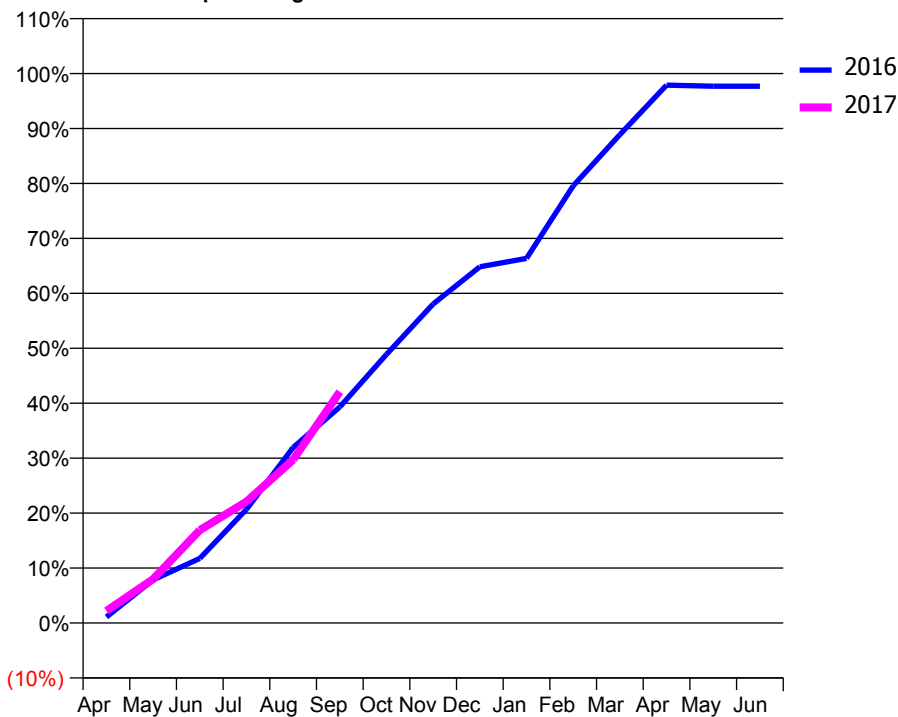
ACCESS*

Patients seen in 24 months	Total	Change since previous quarter
Quarter ending September 2015	3,347	
Quarter ending December 2015	3,816	↑
Quarter ending March 2016	4,275	↑
Quarter ending June 2016	4,617	↑
Quarter ending September 2016	5,026	↑
Variance since September 2015	50.2%	↑



ACTIVITY

Cumulative percentage of contracted UDA delivered 2016 & 2017



Adjusted Scheduled Activity (UDA)

Month	2016	2017
April	193	389
May	1,386	1,410
June	2,077	2,984
July	3,653	3,900
August	5,639	5,243
September	6,940	7,426
October	8,627	
November	10,245	
December	11,441	
January	11,709	
February	14,042	
March	15,687	
April	17,275	
May	17,240	
June	17,238	

QUALITY

	Quantity	Base Number	Contract	AT	Region	England
% of FP17s for the same patient ID Re-attending within 3 months - Children	57	718	7.9%	10.4%	11.8%	12.4%
% of FP17s for the same patient ID Re-attending within 3 months - Adults	334	2,057	16.2%	15.9%	17.1%	16.7%
% of FP17s for the same patient ID Re-attending between 3 & 9 months - Children	286	718	39.8%	47.1%	45.8%	57.4%
% of FP17s for the same patient ID Re-attending between 3 & 9 months - Adults	686	2,057	33.3%	37.7%	37.6%	50.5%
% of FP17s for Band 1 Urgent Courses	347	2,384	14.6%	10.1%	10.6%	9.1%
% of FP17s Relating to Free Repair or Replacements	18	2,384	0.8%	0.6%	0.6%	0.8%
% of FP17s Relating to Continuations	7	2,384	0.3%	1.1%	0.9%	1.3%
% of Patients satisfied with the dentistry they have received	1	1	N/A	90.5%	90.2%	93.2%
% of Patients satisfied with the time they had to wait for an appointment	1	1	N/A	85.8%	83.8%	89.0%

* This is based on patients treated on this contract for their most recent course of treatment. Figures in italics indicate the base number of FP17s or Patient Questionnaire responses are less than 100. N/A is shown where the base number of responses is less than 10 during the period. % is calculated as Quantity/Base number*100

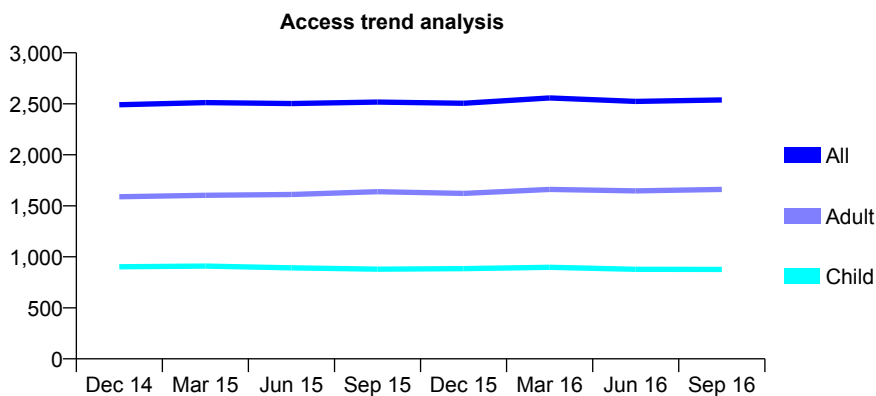
Q63 - Vital Signs At a Glance Contract Report for 941409/0002 - September 2016

Name or company name	MISS R ILATY
Contract type name	GDS Contract
Purpose of contract	General
Contract start date	30/06/2008
Contract end date	

16/17 Contracted general activity (UDA)	8,400
Carry forward general activity (UDA)	93
16/17 Contracted orthodontic activity (UOA)	0
Carry forward orthodontic activity (UOA)	0
Baseline contract value	£191,163.74

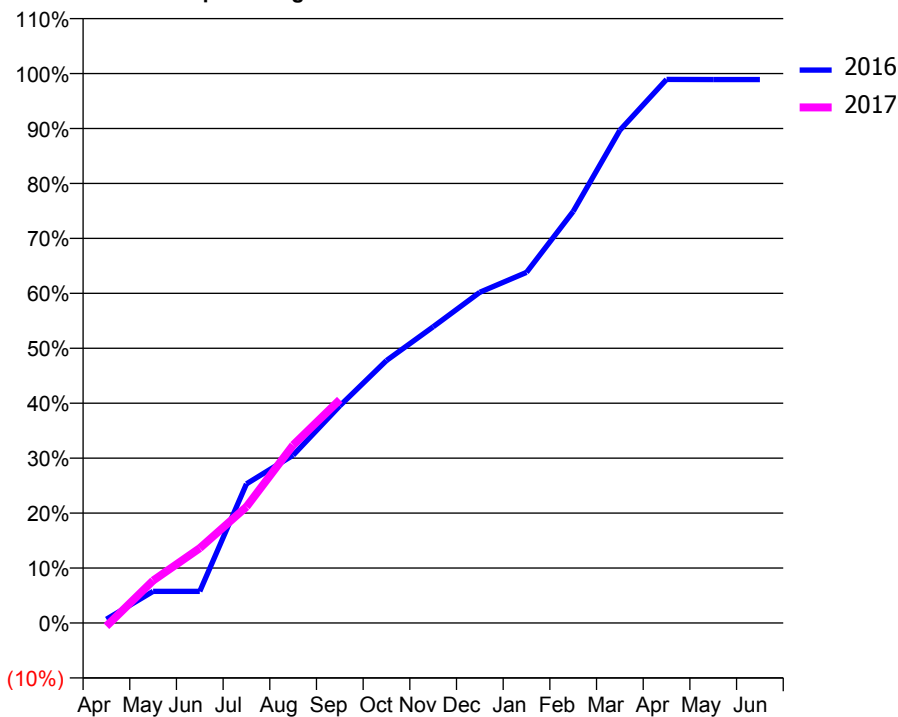
ACCESS*

Patients seen in 24 months	Total	Change since previous quarter
Quarter ending September 2015	2,517	
Quarter ending December 2015	2,505	→
Quarter ending March 2016	2,558	↑
Quarter ending June 2016	2,524	↓
Quarter ending September 2016	2,538	→
Variance since September 2015	0.8%	→



ACTIVITY

Cumulative percentage of contracted UDA delivered 2016 & 2017



Adjusted Scheduled Activity (UDA)

Month	2016	2017
April	58	-50
May	484	650
June	484	1,145
July	2,127	1,776
August	2,565	2,721
September	3,319	3,414
October	4,012	
November	4,528	
December	5,056	
January	5,359	
February	6,292	
March	7,533	
April	8,310	
May	8,307	
June	8,307	

QUALITY

	Quantity	Base Number	Contract	AT	Region	England
% of FP17s for the same patient ID Re-attending within 3 months - Children	67	656	10.2%	10.4%	11.8%	12.4%
% of FP17s for the same patient ID Re-attending within 3 months - Adults	204	1,119	18.2%	15.9%	17.1%	16.7%
% of FP17s for the same patient ID Re-attending between 3 & 9 months - Children	406	656	61.9%	47.1%	45.8%	57.4%
% of FP17s for the same patient ID Re-attending between 3 & 9 months - Adults	506	1,119	45.2%	37.7%	37.6%	50.5%
% of FP17s for Band 1 Urgent Courses	129	1,492	8.6%	10.1%	10.6%	9.1%
% of FP17s Relating to Free Repair or Replacements	17	1,492	1.1%	0.6%	0.6%	0.8%
% of FP17s Relating to Continuations	0	1,492	0.0%	1.1%	0.9%	1.3%
% of Patients satisfied with the dentistry they have received	2	2	N/A	90.5%	90.2%	93.2%
% of Patients satisfied with the time they had to wait for an appointment	1	2	N/A	85.8%	83.8%	89.0%

* This is based on patients treated on this contract for their most recent course of treatment. Figures in italics indicate the base number of FP17s or Patient Questionnaire responses are less than 100. N/A is shown where the base number of responses is less than 10 during the period. % is calculated as Quantity/Base number*100

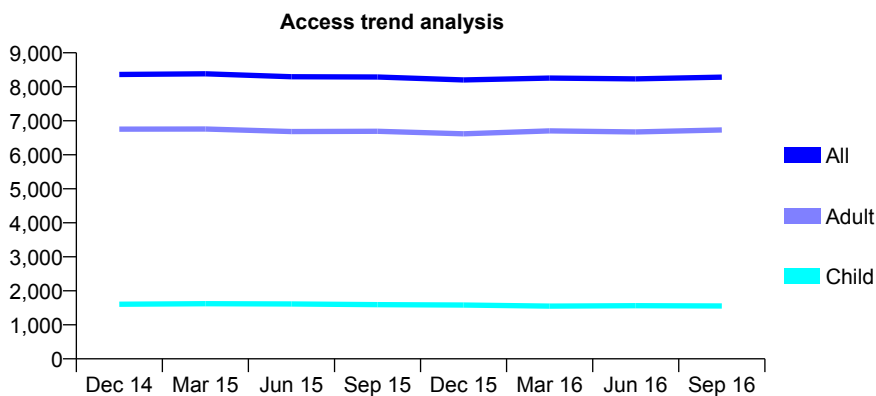
Q63 - Vital Signs At a Glance Contract Report for 943622/0001 - September 2016

Name or company name	MR H TORKZABAN
Contract type name	GDS Contract
Purpose of contract	General
Contract start date	01/04/2006
Contract end date	

16/17 Contracted general activity (UDA)	29,538
Carry forward general activity (UDA)	0
16/17 Contracted orthodontic activity (UOA)	0
Carry forward orthodontic activity (UOA)	0
Baseline contract value	£895,386.08

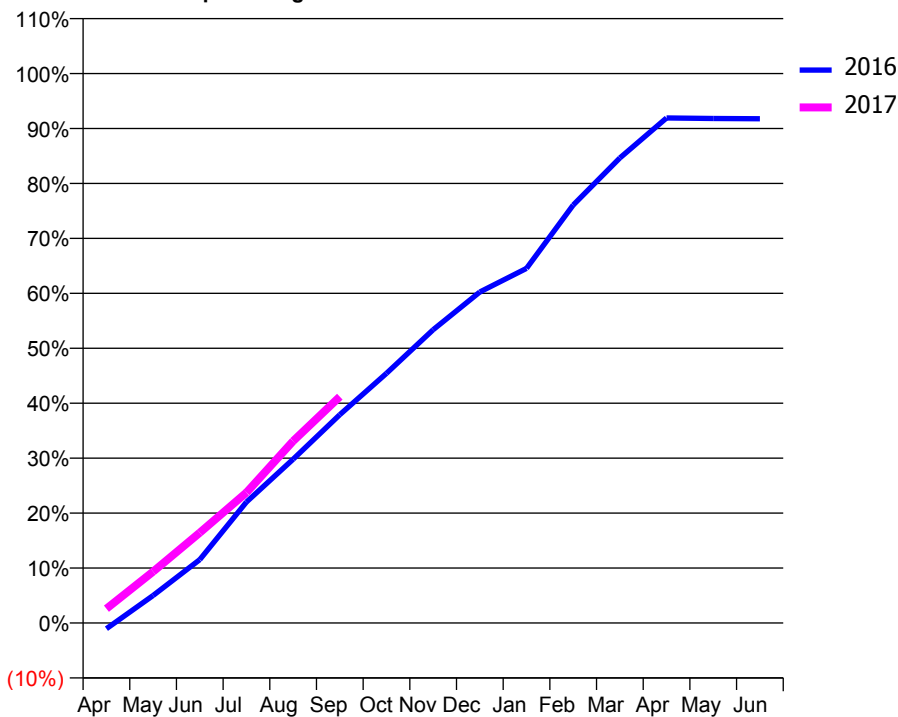
ACCESS*

Patients seen in 24 months	Total	Change since previous quarter
Quarter ending September 2015	8,287	
Quarter ending December 2015	8,200	↓
Quarter ending March 2016	8,255	→
Quarter ending June 2016	8,235	→
Quarter ending September 2016	8,286	→
Variance since September 2015	(0.0%)	→



ACTIVITY

Cumulative percentage of contracted UDA delivered 2016 & 2017



Month	Adjusted Scheduled Activity (UDA)	
	2016	2017
April	-315	771
May	1,483	2,760
June	3,407	4,854
July	6,504	7,012
August	8,803	9,778
September	11,199	12,168
October	13,425	
November	15,769	
December	17,797	
January	19,063	
February	22,468	
March	24,996	
April	27,150	
May	27,119	
June	27,104	

QUALITY

	Quantity	Base Number	Contract	AT	Region	England
% of FP17s for the same patient ID Re-attending within 3 months - Children	42	843	5.0%	10.4%	11.8%	12.4%
% of FP17s for the same patient ID Re-attending within 3 months - Adults	277	3,184	8.7%	15.9%	17.1%	16.7%
% of FP17s for the same patient ID Re-attending between 3 & 9 months - Children	301	843	35.7%	47.1%	45.8%	57.4%
% of FP17s for the same patient ID Re-attending between 3 & 9 months - Adults	755	3,184	23.7%	37.7%	37.6%	50.5%
% of FP17s for Band 1 Urgent Courses	383	3,621	10.6%	10.1%	10.6%	9.1%
% of FP17s Relating to Free Repair or Replacements	12	3,621	0.3%	0.6%	0.6%	0.8%
% of FP17s Relating to Continuations	15	3,621	0.4%	1.1%	0.9%	1.3%
% of Patients satisfied with the dentistry they have received	3	4	N/A	90.5%	90.2%	93.2%
% of Patients satisfied with the time they had to wait for an appointment	4	4	N/A	85.8%	83.8%	89.0%

* This is based on patients treated on this contract for their most recent course of treatment. Figures in italics indicate the base number of FP17s or Patient Questionnaire responses are less than 100. N/A is shown where the base number of responses is less than 10 during the period. % is calculated as Quantity/Base number*100

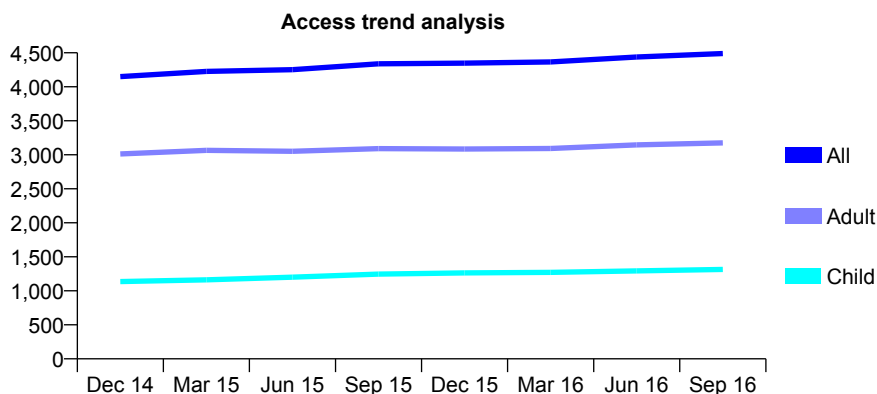
Q63 - Vital Signs At a Glance Contract Report for 943746/0001 - September 2016

Name or company name	MR MP FUNG
Contract type name	GDS Contract
Purpose of contract	General
Contract start date	01/04/2006
Contract end date	

16/17 Contracted general activity (UDA)	8,866
Carry forward general activity (UDA)	55
16/17 Contracted orthodontic activity (UOA)	0
Carry forward orthodontic activity (UOA)	0
Baseline contract value	£256,510.47

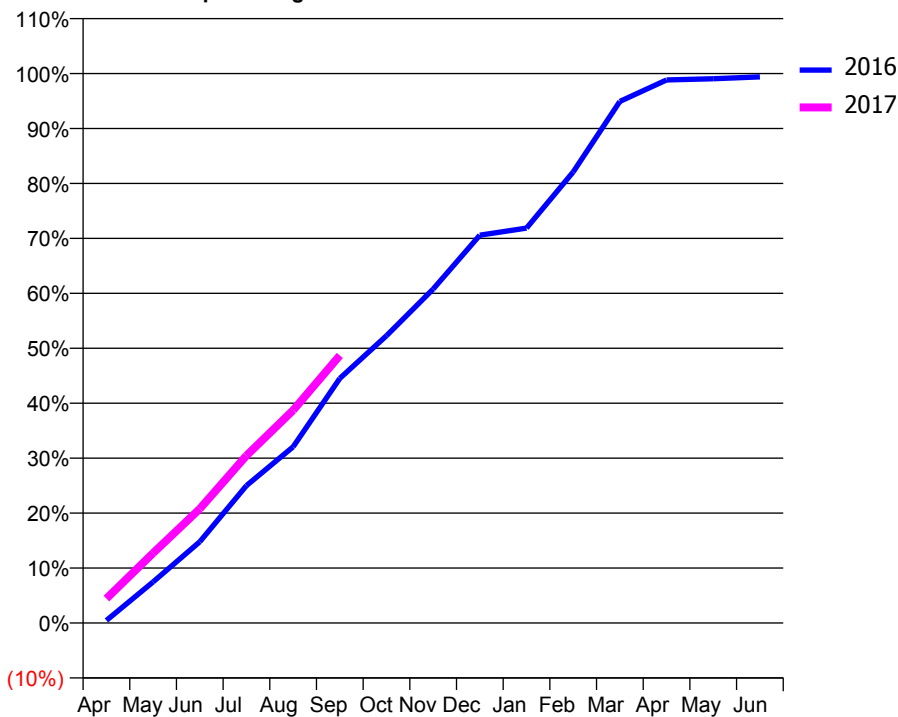
ACCESS*

Patients seen in 24 months	Total	Change since previous quarter
Quarter ending September 2015	4,339	
Quarter ending December 2015	4,349	→
Quarter ending March 2016	4,365	→
Quarter ending June 2016	4,439	→
Quarter ending September 2016	4,490	→
Variance since September 2015	3.5%	↑



ACTIVITY

Cumulative percentage of contracted UDA delivered 2016 & 2017



Month	Adjusted Scheduled Activity (UDA)	
	2016	2017
April	42	395
May	664	1,128
June	1,311	1,843
July	2,218	2,701
August	2,844	3,432
September	3,948	4,318
October	4,634	
November	5,388	
December	6,258	
January	6,372	
February	7,278	
March	8,415	
April	8,761	
May	8,782	
June	8,811	

QUALITY

	Quantity	Base Number	Contract	AT	Region	England
% of FP17s for the same patient ID Re-attending within 3 months - Children	51	880	5.8%	10.4%	11.8%	12.4%
% of FP17s for the same patient ID Re-attending within 3 months - Adults	185	1,555	11.9%	15.9%	17.1%	16.7%
% of FP17s for the same patient ID Re-attending between 3 & 9 months - Children	393	880	44.7%	47.1%	45.8%	57.4%
% of FP17s for the same patient ID Re-attending between 3 & 9 months - Adults	440	1,555	28.3%	37.7%	37.6%	50.5%
% of FP17s for Band 1 Urgent Courses	178	2,047	8.7%	10.1%	10.6%	9.1%
% of FP17s Relating to Free Repair or Replacements	2	2,047	0.1%	0.6%	0.6%	0.8%
% of FP17s Relating to Continuations	39	2,047	1.9%	1.1%	0.9%	1.3%
% of Patients satisfied with the dentistry they have received	4	4	N/A	90.5%	90.2%	93.2%
% of Patients satisfied with the time they had to wait for an appointment	4	4	N/A	85.8%	83.8%	89.0%

* This is based on patients treated on this contract for their most recent course of treatment. Figures in italics indicate the base number of FP17s or Patient Questionnaire responses are less than 100. N/A is shown where the base number of responses is less than 10 during the period. % is calculated as Quantity/Base number*100

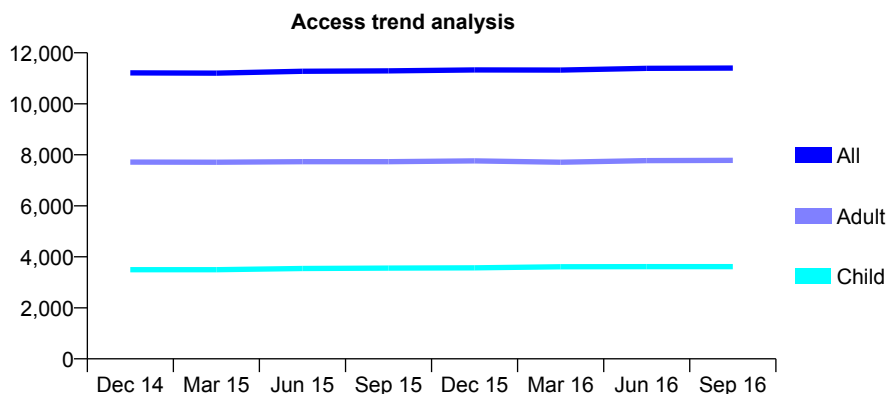
Q63 - Vital Signs At a Glance Contract Report for 943967/0001 - September 2016

Name or company name	MR JL UBEROI
Contract type name	GDS Contract
Purpose of contract	General
Contract start date	18/12/2009
Contract end date	

16/17 Contracted general activity (UDA)	32,120
Carry forward general activity (UDA)	0
16/17 Contracted orthodontic activity (UOA)	0
Carry forward orthodontic activity (UOA)	0
Baseline contract value	£758,275.05

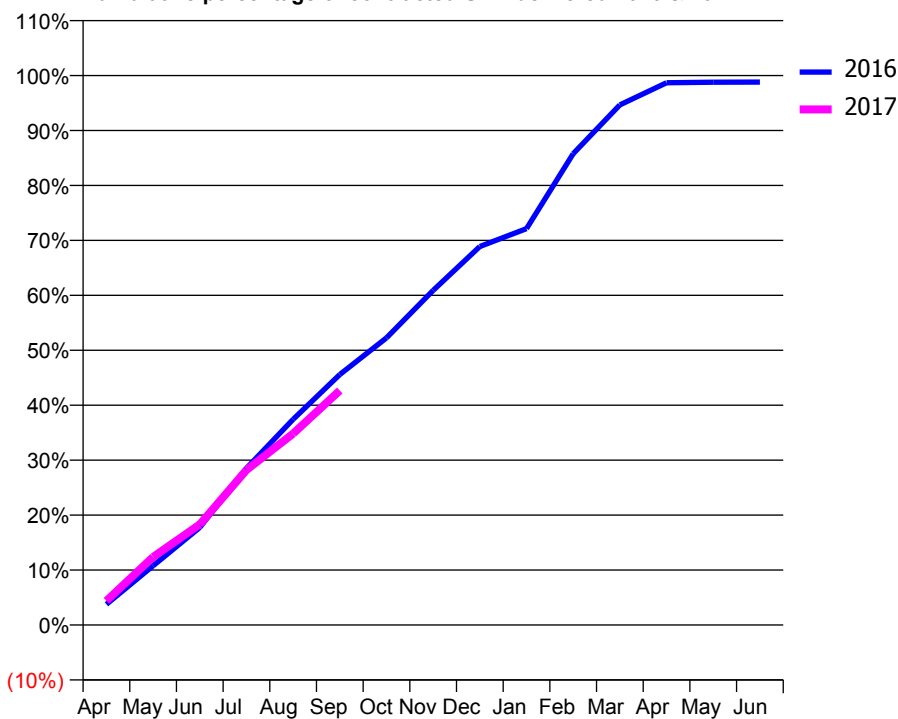
ACCESS*

Patients seen in 24 months	Total	Change since previous quarter
Quarter ending September 2015	11,292	
Quarter ending December 2015	11,330	→
Quarter ending March 2016	11,325	→
Quarter ending June 2016	11,392	→
Quarter ending September 2016	11,401	→
Variance since September 2015	1.0%	→



ACTIVITY

Cumulative percentage of contracted UDA delivered 2016 & 2017



Month	Adjusted Scheduled Activity (UDA)	
	2016	2017
April	1,211	1,411
May	3,468	3,976
June	5,700	5,881
July	9,161	9,060
August	12,020	11,185
September	14,641	13,704
October	16,786	
November	19,564	
December	22,128	
January	23,168	
February	27,549	
March	30,404	
April	31,693	
May	31,730	
June	31,732	

QUALITY

	Quantity	Base Number	Contract	AT	Region	England
% of FP17s for the same patient ID Re-attending within 3 months - Children	283	2,353	12.0%	10.4%	11.8%	12.4%
% of FP17s for the same patient ID Re-attending within 3 months - Adults	627	3,995	15.7%	15.9%	17.1%	16.7%
% of FP17s for the same patient ID Re-attending between 3 & 9 months - Children	1,018	2,353	43.3%	47.1%	45.8%	57.4%
% of FP17s for the same patient ID Re-attending between 3 & 9 months - Adults	1,385	3,995	34.7%	37.7%	37.6%	50.5%
% of FP17s for Band 1 Urgent Courses	619	5,831	10.6%	10.1%	10.6%	9.1%
% of FP17s Relating to Free Repair or Replacements	96	5,831	1.6%	0.6%	0.6%	0.8%
% of FP17s Relating to Continuations	131	5,831	2.2%	1.1%	0.9%	1.3%
% of Patients satisfied with the dentistry they have received	5	5	N/A	90.5%	90.2%	93.2%
% of Patients satisfied with the time they had to wait for an appointment	4	5	N/A	85.8%	83.8%	89.0%

* This is based on patients treated on this contract for their most recent course of treatment. Figures in italics indicate the base number of FP17s or Patient Questionnaire responses are less than 100. N/A is shown where the base number of responses is less than 10 during the period. % is calculated as Quantity/Base number*100

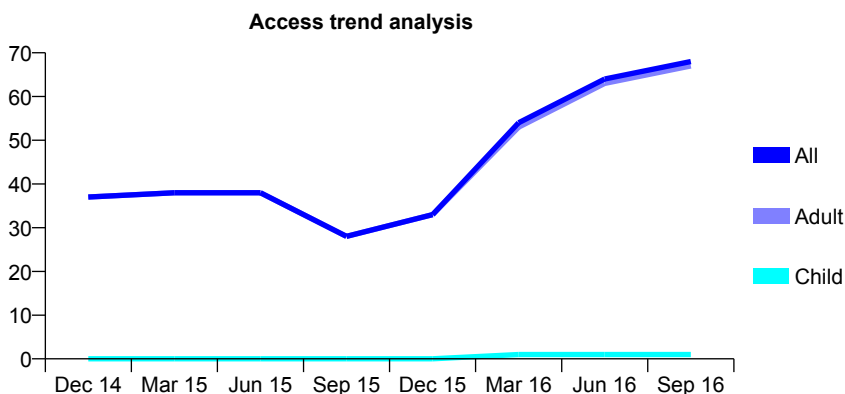
Q63 - Vital Signs At a Glance Contract Report for 952982/0004 - September 2016

Name or company name	MR PC COLEY
Contract type name	PDS Contract
Purpose of contract	General
Contract start date	02/04/2013
Contract end date	31/03/2017

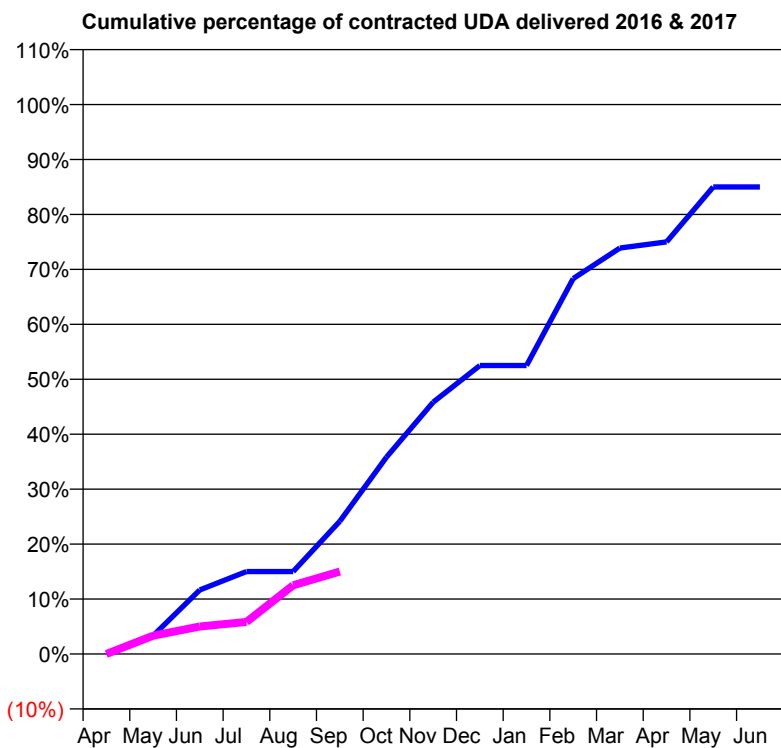
16/17 Contracted general activity (UDA)	360
Carry forward general activity (UDA)	0
16/17 Contracted orthodontic activity (UOA)	0
Carry forward orthodontic activity (UOA)	0
Baseline contract value	£18,879.55

ACCESS*

Patients seen in 24 months	Total	Change since previous quarter
Quarter ending September 2015	28	
Quarter ending December 2015	33	↑
Quarter ending March 2016	54	↑
Quarter ending June 2016	64	↑
Quarter ending September 2016	68	↑
Variance since September 2015	142.9%	↑



ACTIVITY



Month	Adjusted Scheduled Activity (UDA)	
	2016	2017
April	0	0
May	12	12
June	42	18
July	54	21
August	54	45
September	87	54
October	129	
November	165	
December	189	
January	189	
February	246	
March	266	
April	270	
May	306	
June	306	

QUALITY

	Quantity	Base Number	Contract	AT	Region	England
% of FP17s for the same patient ID Re-attending within 3 months - Children	0	(-1)	N/A	10.4%	11.8%	12.4%
% of FP17s for the same patient ID Re-attending within 3 months - Adults	0	31	0.0%	15.9%	17.1%	16.7%
% of FP17s for the same patient ID Re-attending between 3 & 9 months - Children	0	(-1)	N/A	47.1%	45.8%	57.4%
% of FP17s for the same patient ID Re-attending between 3 & 9 months - Adults	0	31	0.0%	37.7%	37.6%	50.5%
% of FP17s for Band 1 Urgent Courses	0	18	0.0%	10.1%	10.6%	9.1%
% of FP17s Relating to Free Repair or Replacements	0	18	0.0%	0.6%	0.6%	0.8%
% of FP17s Relating to Continuations	0	18	0.0%	1.1%	0.9%	1.3%
% of Patients satisfied with the dentistry they have received	0	0	N/A	90.5%	90.2%	93.2%
% of Patients satisfied with the time they had to wait for an appointment	0	0	N/A	85.8%	83.8%	89.0%

* This is based on patients treated on this contract for their most recent course of treatment. Figures in italics indicate the base number of FP17s or Patient Questionnaire responses are less than 100. N/A is shown where the base number of responses is less than 10 during the period. % is calculated as Quantity/Base number*100

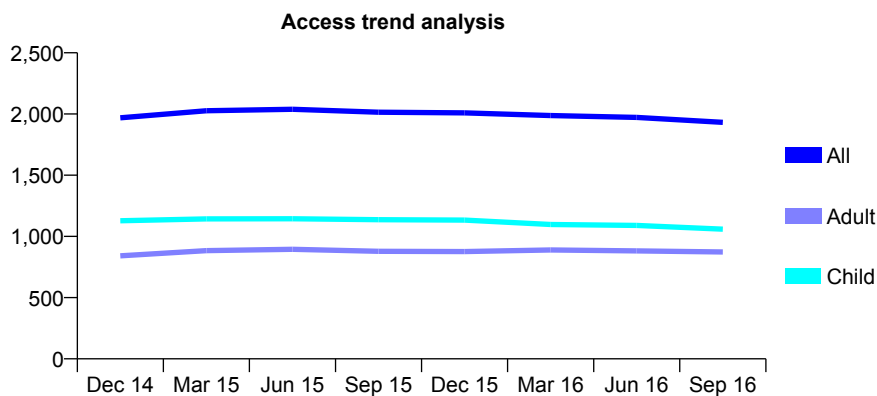
Q63 - Vital Signs At a Glance Contract Report for 952982/0005 - September 2016

Name or company name	MR PC COLEY
Contract type name	GDS Contract
Purpose of contract	General
Contract start date	02/04/2013
Contract end date	

16/17 Contracted general activity (UDA)	4,762
Carry forward general activity (UDA)	0
16/17 Contracted orthodontic activity (UOA)	0
Carry forward orthodontic activity (UOA)	0
Baseline contract value	£108,319.41

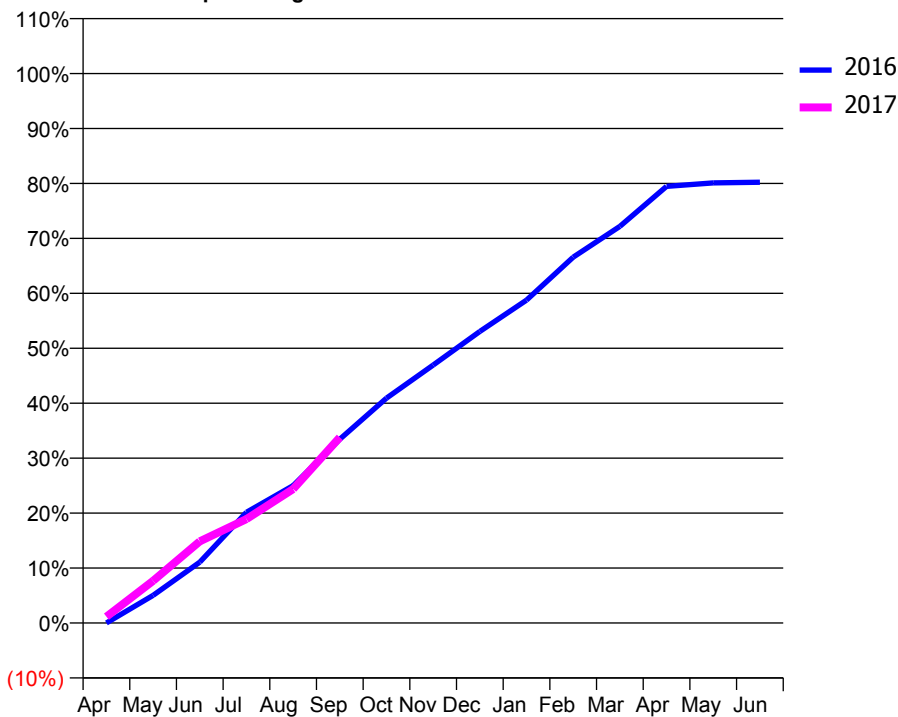
ACCESS*

Patients seen in 24 months	Total	Change since previous quarter
Quarter ending September 2015	2,015	
Quarter ending December 2015	2,009	→
Quarter ending March 2016	1,987	↓
Quarter ending June 2016	1,972	→
Quarter ending September 2016	1,932	↓
Variance since September 2015	(4.1%)	↓



ACTIVITY

Cumulative percentage of contracted UDA delivered 2016 & 2017



Month	Adjusted Scheduled Activity (UDA)	
	2016	2017
April	0	54
May	240	366
June	527	708
July	960	900
August	1,191	1,161
September	1,593	1,610
October	1,948	
November	2,236	
December	2,527	
January	2,799	
February	3,170	
March	3,437	
April	3,784	
May	3,814	
June	3,820	

QUALITY

	Quantity	Base Number	Contract	AT	Region	England
% of FP17s for the same patient ID Re-attending within 3 months - Children	80	842	9.5%	10.4%	11.8%	12.4%
% of FP17s for the same patient ID Re-attending within 3 months - Adults	52	514	10.1%	15.9%	17.1%	16.7%
% of FP17s for the same patient ID Re-attending between 3 & 9 months - Children	528	842	62.7%	47.1%	45.8%	57.4%
% of FP17s for the same patient ID Re-attending between 3 & 9 months - Adults	301	514	58.6%	37.7%	37.6%	50.5%
% of FP17s for Band 1 Urgent Courses	28	1,109	2.5%	10.1%	10.6%	9.1%
% of FP17s Relating to Free Repair or Replacements	2	1,109	0.2%	0.6%	0.6%	0.8%
% of FP17s Relating to Continuations	7	1,109	0.6%	1.1%	0.9%	1.3%
% of Patients satisfied with the dentistry they have received	3	3	N/A	90.5%	90.2%	93.2%
% of Patients satisfied with the time they had to wait for an appointment	3	3	N/A	85.8%	83.8%	89.0%

* This is based on patients treated on this contract for their most recent course of treatment. Figures in italics indicate the base number of FP17s or Patient Questionnaire responses are less than 100. N/A is shown where the base number of responses is less than 10 during the period. % is calculated as Quantity/Base number*100

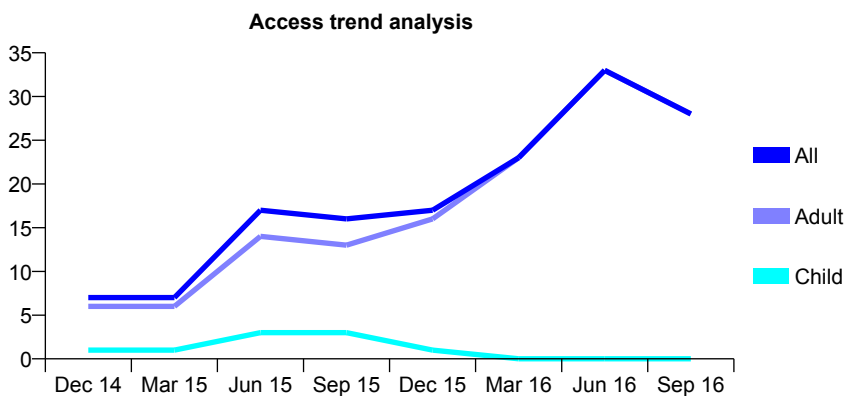
Q63 - Vital Signs At a Glance Contract Report for 962465/0002 - September 2016

Name or company name	MR AM PRASHAD
Contract type name	PDS Contract
Purpose of contract	General
Contract start date	01/04/2012
Contract end date	31/03/2017

16/17 Contracted general activity (UDA)	540
Carry forward general activity (UDA)	0
16/17 Contracted orthodontic activity (UOA)	0
Carry forward orthodontic activity (UOA)	0
Baseline contract value	£28,318.70

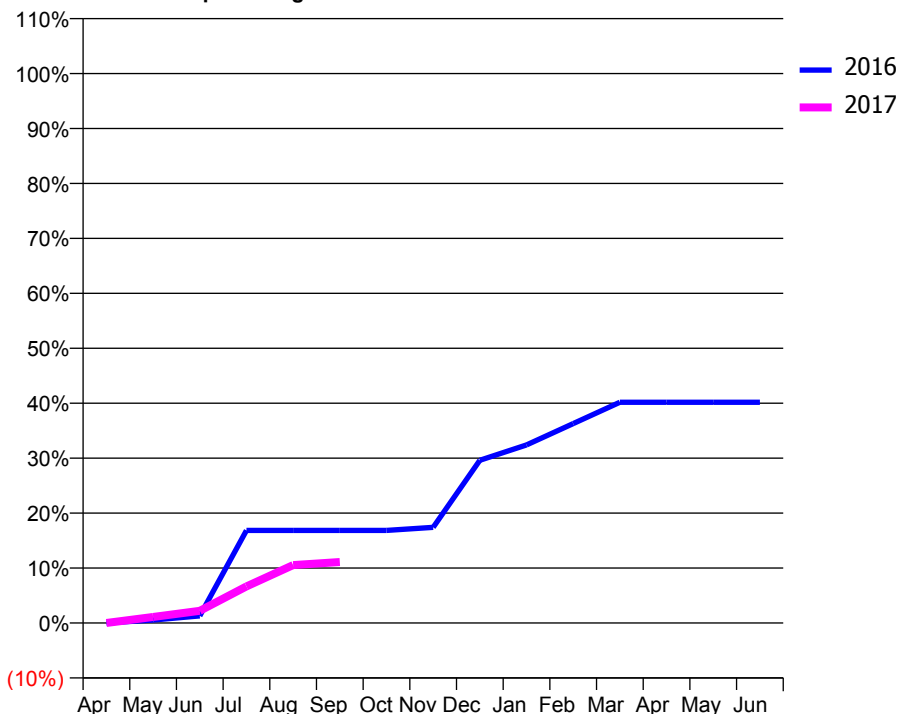
ACCESS*

Patients seen in 24 months	Total	Change since previous quarter
Quarter ending September 2015	16	
Quarter ending December 2015	17	↑
Quarter ending March 2016	23	↑
Quarter ending June 2016	33	↑
Quarter ending September 2016	28	↓
Variance since September 2015	75.0%	↑



ACTIVITY

Cumulative percentage of contracted UDA delivered 2016 & 2017



Adjusted Scheduled Activity (UDA)

Month	2016	2017
April	0	0
May	3	6
June	7	12
July	91	36
August	91	57
September	91	60
October	91	
November	94	
December	160	
January	175	
February	196	
March	217	
April	217	
May	217	
June	217	

QUALITY

	Quantity	Base Number	Contract	AT	Region	England
% of FP17s for the same patient ID Re-attending within 3 months - Children	0	0	N/A	10.4%	11.8%	12.4%
% of FP17s for the same patient ID Re-attending within 3 months - Adults	0	23	0.0%	15.9%	17.1%	16.7%
% of FP17s for the same patient ID Re-attending between 3 & 9 months - Children	0	0	N/A	47.1%	45.8%	57.4%
% of FP17s for the same patient ID Re-attending between 3 & 9 months - Adults	0	23	0.0%	37.7%	37.6%	50.5%
% of FP17s for Band 1 Urgent Courses	0	20	0.0%	10.1%	10.6%	9.1%
% of FP17s Relating to Free Repair or Replacements	0	20	0.0%	0.6%	0.6%	0.8%
% of FP17s Relating to Continuations	0	20	0.0%	1.1%	0.9%	1.3%
% of Patients satisfied with the dentistry they have received	0	0	N/A	90.5%	90.2%	93.2%
% of Patients satisfied with the time they had to wait for an appointment	0	0	N/A	85.8%	83.8%	89.0%

* This is based on patients treated on this contract for their most recent course of treatment. Figures in italics indicate the base number of FP17s or Patient Questionnaire responses are less than 100. N/A is shown where the base number of responses is less than 10 during the period. % is calculated as Quantity/Base number*100

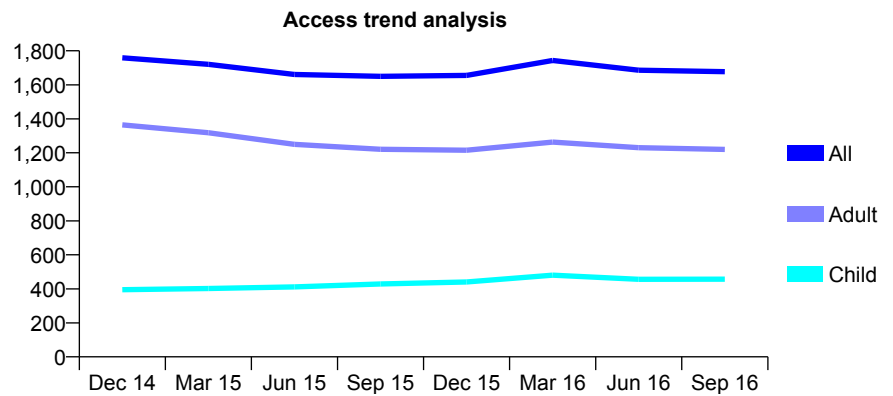
Q63 - Vital Signs At a Glance Contract Report for 990418/0001 - September 2016

Name or company name	MR D SHAH
Contract type name	GDS Contract
Purpose of contract	General
Contract start date	01/04/2006
Contract end date	

16/17 Contracted general activity (UDA)	9,011
Carry forward general activity (UDA)	-174
16/17 Contracted orthodontic activity (UOA)	0
Carry forward orthodontic activity (UOA)	0
Baseline contract value	£295,077.56

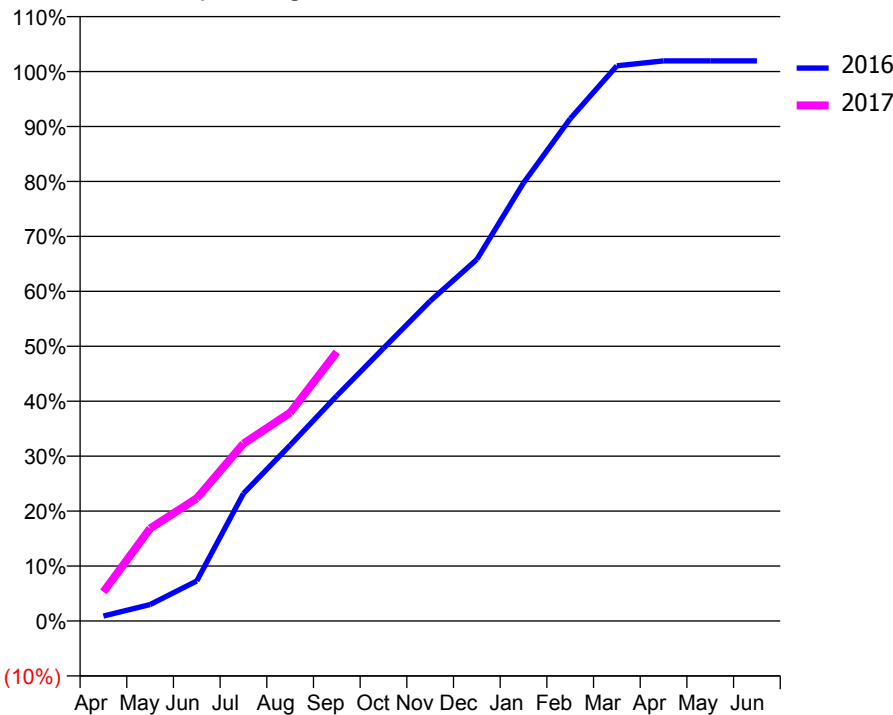
ACCESS*

Patients seen in 24 months	Total	Change since previous quarter
Quarter ending September 2015	1,650	
Quarter ending December 2015	1,655	→
Quarter ending March 2016	1,743	↑
Quarter ending June 2016	1,686	↓
Quarter ending September 2016	1,677	→
Variance since September 2015	1.6%	→



ACTIVITY

Cumulative percentage of contracted UDA delivered 2016 & 2017



Month	Adjusted Scheduled Activity (UDA)	
	2016	2017
April	81	477
May	269	1,518
June	658	2,012
July	2,092	2,909
August	2,883	3,417
September	3,694	4,411
October	4,473	
November	5,247	
December	5,929	
January	7,184	
February	8,237	
March	9,104	
April	9,185	
May	9,185	
June	9,185	

QUALITY

	Quantity	Base Number	Contract	AT	Region	England
% of FP17s for the same patient ID Re-attending within 3 months - Children	15	207	7.2%	10.4%	11.8%	12.4%
% of FP17s for the same patient ID Re-attending within 3 months - Adults	65	584	11.1%	15.9%	17.1%	16.7%
% of FP17s for the same patient ID Re-attending between 3 & 9 months - Children	81	207	39.1%	47.1%	45.8%	57.4%
% of FP17s for the same patient ID Re-attending between 3 & 9 months - Adults	182	584	31.2%	37.7%	37.6%	50.5%
% of FP17s for Band 1 Urgent Courses	0	766	0.0%	10.1%	10.6%	9.1%
% of FP17s Relating to Free Repair or Replacements	0	766	0.0%	0.6%	0.6%	0.8%
% of FP17s Relating to Continuations	0	766	0.0%	1.1%	0.9%	1.3%
% of Patients satisfied with the dentistry they have received	1	1	N/A	90.5%	90.2%	93.2%
% of Patients satisfied with the time they had to wait for an appointment	1	1	N/A	85.8%	83.8%	89.0%

* This is based on patients treated on this contract for their most recent course of treatment. Figures in italics indicate the base number of FP17s or Patient Questionnaire responses are less than 100. N/A is shown where the base number of responses is less than 10 during the period. % is calculated as Quantity/Base number*100

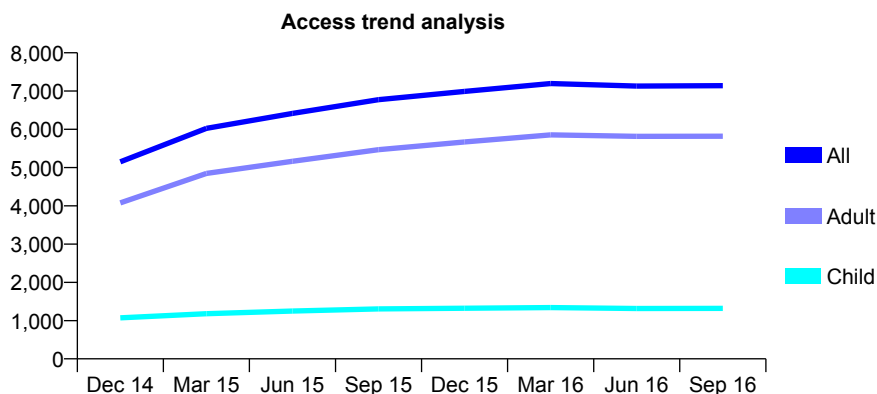
Q63 - Vital Signs At a Glance Contract Report for 990914/0001 - September 2016

Name or company name	MISS AM MANJI
Contract type name	GDS Contract
Purpose of contract	General
Contract start date	27/11/2013
Contract end date	

16/17 Contracted general activity (UDA)	20,500
Carry forward general activity (UDA)	0
16/17 Contracted orthodontic activity (UOA)	0
Carry forward orthodontic activity (UOA)	0
Baseline contract value	£427,436.79

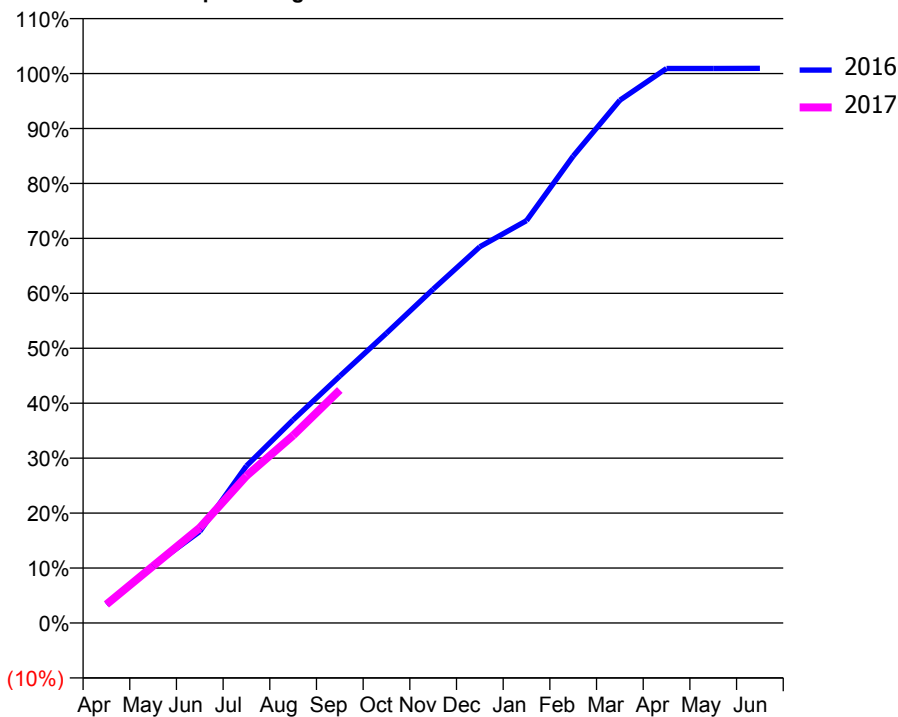
ACCESS*

Patients seen in 24 months	Total	Change since previous quarter
Quarter ending September 2015	6,775	
Quarter ending December 2015	6,992	↑
Quarter ending March 2016	7,196	↑
Quarter ending June 2016	7,131	→
Quarter ending September 2016	7,139	→
Variance since September 2015	5.4%	↑



ACTIVITY

Cumulative percentage of contracted UDA delivered 2016 & 2017



Month	Adjusted Scheduled Activity (UDA)	
	2016	2017
April	692	694
May	2,137	2,124
June	3,417	3,553
July	5,864	5,489
August	7,578	6,997
September	9,212	8,693
October	10,812	
November	12,452	
December	14,037	
January	15,010	
February	17,421	
March	19,506	
April	20,687	
May	20,687	
June	20,690	

QUALITY

	Quantity	Base Number	Contract	AT	Region	England
% of FP17s for the same patient ID Re-attending within 3 months - Children	45	980	4.6%	10.4%	11.8%	12.4%
% of FP17s for the same patient ID Re-attending within 3 months - Adults	616	4,057	15.2%	15.9%	17.1%	16.7%
% of FP17s for the same patient ID Re-attending between 3 & 9 months - Children	626	980	63.9%	47.1%	45.8%	57.4%
% of FP17s for the same patient ID Re-attending between 3 & 9 months - Adults	2,009	4,057	49.5%	37.7%	37.6%	50.5%
% of FP17s for Band 1 Urgent Courses	330	4,594	7.2%	10.1%	10.6%	9.1%
% of FP17s Relating to Free Repair or Replacements	18	4,594	0.4%	0.6%	0.6%	0.8%
% of FP17s Relating to Continuations	81	4,594	1.8%	1.1%	0.9%	1.3%
% of Patients satisfied with the dentistry they have received	13	13	100.0%	90.5%	90.2%	93.2%
% of Patients satisfied with the time they had to wait for an appointment	13	13	100.0%	85.8%	83.8%	89.0%

* This is based on patients treated on this contract for their most recent course of treatment. Figures in italics indicate the base number of FP17s or Patient Questionnaire responses are less than 100. N/A is shown where the base number of responses is less than 10 during the period. % is calculated as Quantity/Base number*100

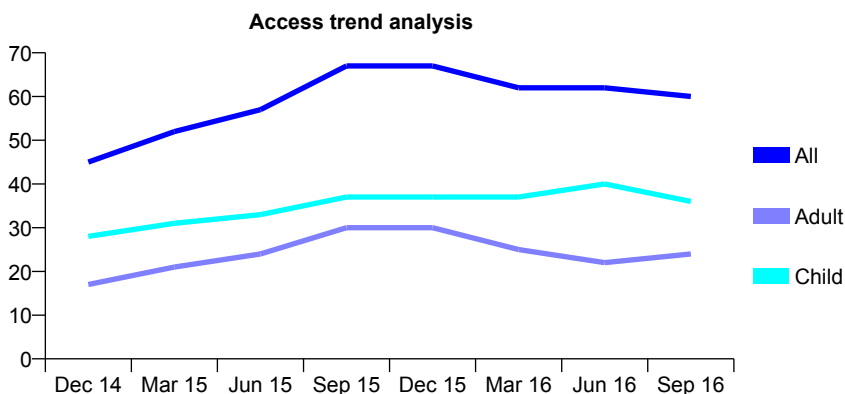
Q63 - Vital Signs At a Glance Contract Report for 998419/0001 - September 2016

Name or company name	MR AJ RUPAREL
Contract type name	GDS Contract
Purpose of contract	General
Contract start date	01/04/2006
Contract end date	

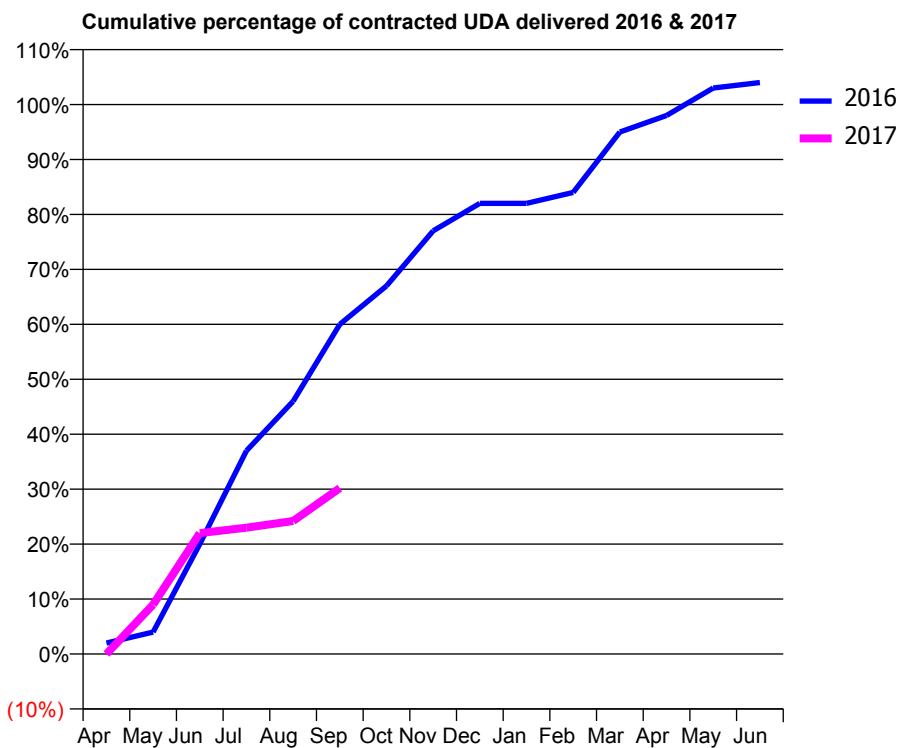
16/17 Contracted general activity (UDA)	100
Carry forward general activity (UDA)	0
16/17 Contracted orthodontic activity (UOA)	0
Carry forward orthodontic activity (UOA)	0
Baseline contract value	£2,520.91

ACCESS*

Patients seen in 24 months	Total	Change since previous quarter
Quarter ending September 2015	67	
Quarter ending December 2015	67	→
Quarter ending March 2016	62	↓
Quarter ending June 2016	62	→
Quarter ending September 2016	60	↓
Variance since September 2015	(10.4%)	↓



ACTIVITY



Month	Adjusted Scheduled Activity (UDA)	
	2016	2017
April	2	0
May	4	9
June	20	22
July	37	23
August	46	24
September	60	30
October	67	
November	77	
December	82	
January	82	
February	84	
March	95	
April	98	
May	103	
June	104	

QUALITY

	Quantity	Base Number	Contract	AT	Region	England
% of FP17s for the same patient ID Re-attending within 3 months - Children	1	16	6.3%	10.4%	11.8%	12.4%
% of FP17s for the same patient ID Re-attending within 3 months - Adults	0	7	0.0%	15.9%	17.1%	16.7%
% of FP17s for the same patient ID Re-attending between 3 & 9 months - Children	5	16	31.3%	47.1%	45.8%	57.4%
% of FP17s for the same patient ID Re-attending between 3 & 9 months - Adults	1	7	14.3%	37.7%	37.6%	50.5%
% of FP17s for Band 1 Urgent Courses	1	18	5.6%	10.1%	10.6%	9.1%
% of FP17s Relating to Free Repair or Replacements	0	18	0.0%	0.6%	0.6%	0.8%
% of FP17s Relating to Continuations	0	18	0.0%	1.1%	0.9%	1.3%
% of Patients satisfied with the dentistry they have received	0	0	N/A	90.5%	90.2%	93.2%
% of Patients satisfied with the time they had to wait for an appointment	0	0	N/A	85.8%	83.8%	89.0%

* This is based on patients treated on this contract for their most recent course of treatment. Figures in italics indicate the base number of FP17s or Patient Questionnaire responses are less than 100. N/A is shown where the base number of responses is less than 10 during the period. % is calculated as Quantity/Base number*100