

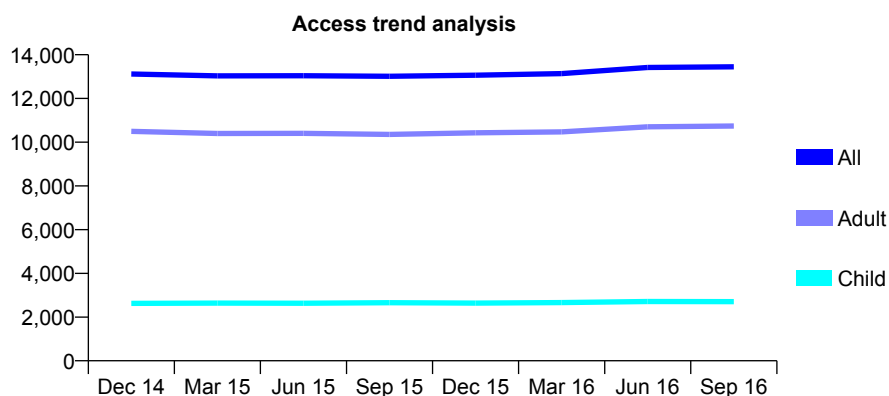
Q64 - Vital Signs At a Glance Contract Report for 101192/0008 - September 2016

Name or company name	Community Dental Centres Ltd
Contract type name	GDS Contract
Purpose of contract	General
Contract start date	01/04/2006
Contract end date	

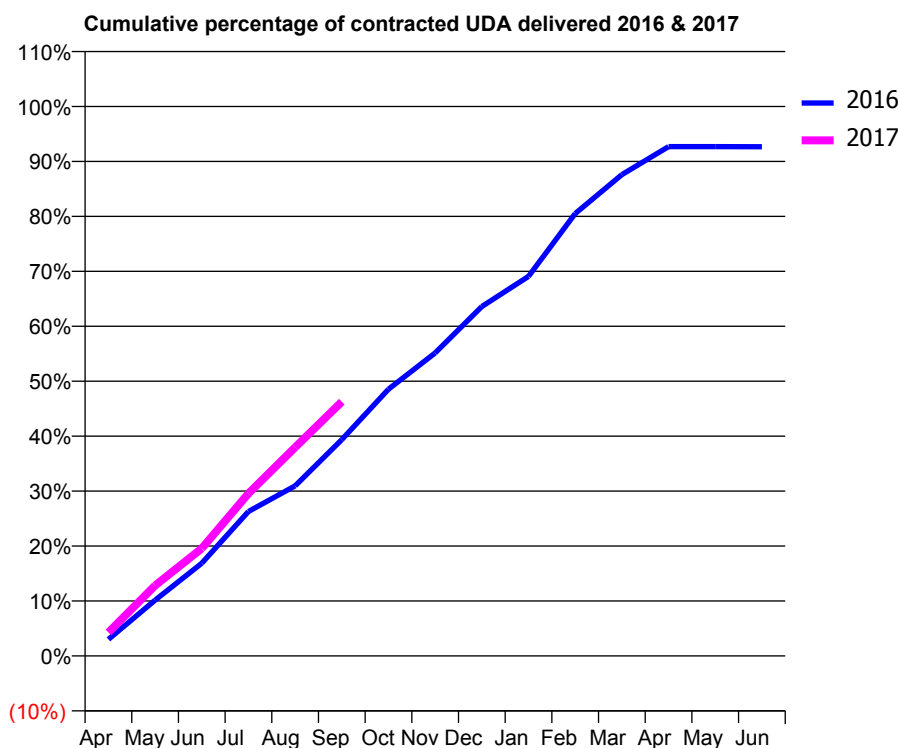
16/17 Contracted general activity (UDA)	35,500
Carry forward general activity (UDA)	0
16/17 Contracted orthodontic activity (UOA)	0
Carry forward orthodontic activity (UOA)	0
Baseline contract value	£840,089.75

ACCESS*

Patients seen in 24 months	Total	Change since previous quarter
Quarter ending September 2015	13,013	
Quarter ending December 2015	13,066	→
Quarter ending March 2016	13,135	→
Quarter ending June 2016	13,417	↑
Quarter ending September 2016	13,449	→
Variance since September 2015	3.4%	↑



ACTIVITY



Month	Adjusted Scheduled Activity (UDA)	
	2016	2017
April	1,076	1,522
May	3,604	4,550
June	5,988	6,944
July	9,334	10,494
August	10,987	13,476
September	13,976	16,426
October	17,230	
November	19,573	
December	22,579	
January	24,520	
February	28,576	
March	31,091	
April	32,902	
May	32,904	
June	32,896	

QUALITY

	Quantity	Base Number	Contract	AT	Region	England
% of FP17s for the same patient ID Re-attending within 3 months - Children	121	1,983	6.1%	9.6%	11.8%	12.4%
% of FP17s for the same patient ID Re-attending within 3 months - Adults	936	6,618	14.1%	14.3%	16.6%	16.7%
% of FP17s for the same patient ID Re-attending between 3 & 9 months - Children	1,164	1,983	58.7%	60.6%	60.2%	57.4%
% of FP17s for the same patient ID Re-attending between 3 & 9 months - Adults	2,971	6,618	44.9%	52.7%	52.0%	50.5%
% of FP17s for Band 1 Urgent Courses	687	7,787	8.8%	7.7%	9.4%	9.1%
% of FP17s Relating to Free Repair or Replacements	53	7,787	0.7%	0.8%	0.7%	0.8%
% of FP17s Relating to Continuations	139	7,787	1.8%	1.3%	1.2%	1.3%
% of Patients satisfied with the dentistry they have received	16	16	100.0%	93.4%	93.6%	93.2%
% of Patients satisfied with the time they had to wait for an appointment	15	16	93.8%	88.9%	89.1%	89.0%

* This is based on patients treated on this contract for their most recent course of treatment. Figures in italics indicate the base number of FP17s or Patient Questionnaire responses are less than 100. N/A is shown where the base number of responses is less than 10 during the period. % is calculated as Quantity/Base number*100

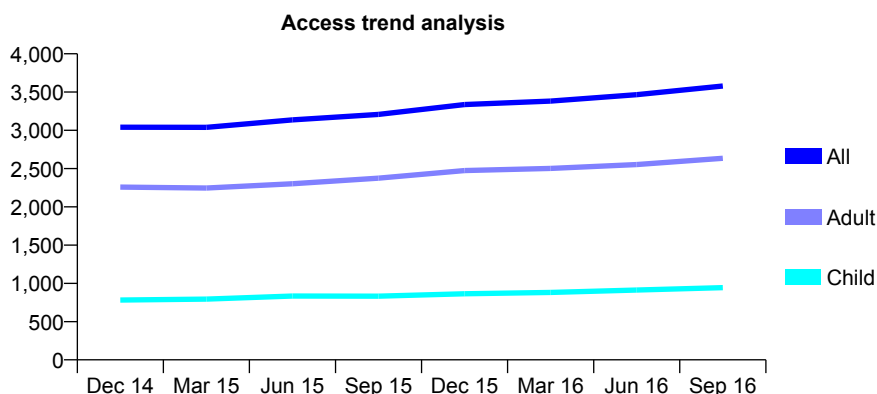
Q64 - Vital Signs At a Glance Contract Report for 101192/0010 - September 2016

Name or company name	Community Dental Centres Ltd
Contract type name	GDS Contract
Purpose of contract	General
Contract start date	01/11/2008
Contract end date	

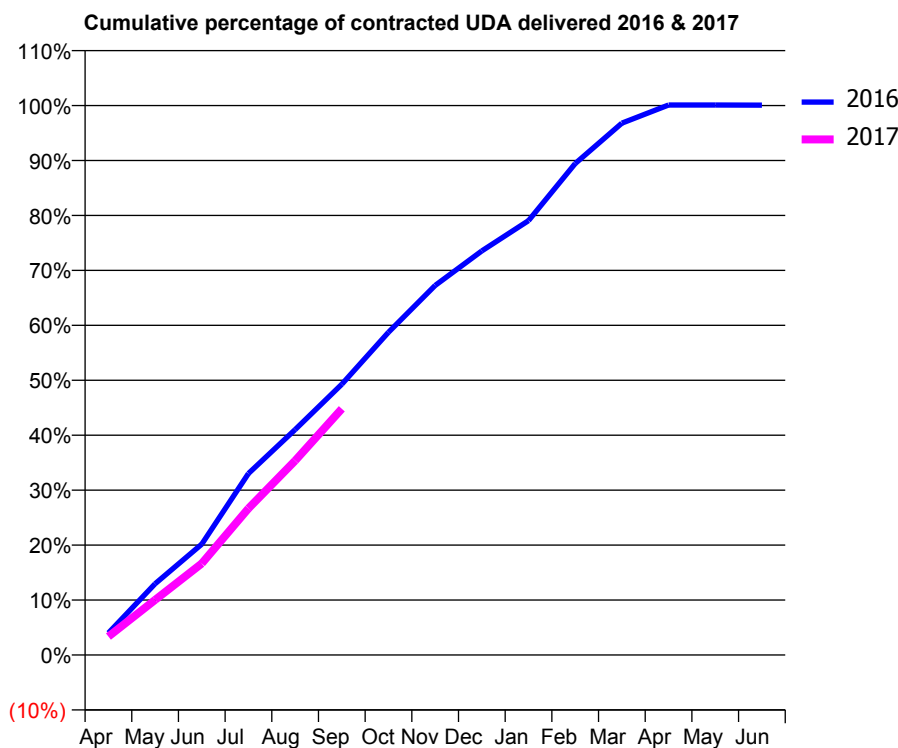
16/17 Contracted general activity (UDA)	12,044
Carry forward general activity (UDA)	-7
16/17 Contracted orthodontic activity (UOA)	0
Carry forward orthodontic activity (UOA)	0
Baseline contract value	£283,059.32

ACCESS*

Patients seen in 24 months	Total	Change since previous quarter
Quarter ending September 2015	3,207	
Quarter ending December 2015	3,337	↑
Quarter ending March 2016	3,383	→
Quarter ending June 2016	3,465	↑
Quarter ending September 2016	3,579	↑
Variance since September 2015	11.6%	↑



ACTIVITY



Month	Adjusted Scheduled Activity (UDA)	
	2016	2017
April	483	404
May	1,561	1,209
June	2,429	2,007
July	3,979	3,215
August	4,941	4,260
September	5,934	5,397
October	7,073	
November	8,099	
December	8,858	
January	9,522	
February	10,773	
March	11,658	
April	12,055	
May	12,055	
June	12,051	

QUALITY

	Quantity	Base Number	Contract	AT	Region	England
% of FP17s for the same patient ID Re-attending within 3 months - Children	50	673	7.4%	9.6%	11.8%	12.4%
% of FP17s for the same patient ID Re-attending within 3 months - Adults	200	1,656	12.1%	14.3%	16.6%	16.7%
% of FP17s for the same patient ID Re-attending between 3 & 9 months - Children	352	673	52.3%	60.6%	60.2%	57.4%
% of FP17s for the same patient ID Re-attending between 3 & 9 months - Adults	756	1,656	45.7%	52.7%	52.0%	50.5%
% of FP17s for Band 1 Urgent Courses	246	2,209	11.1%	7.7%	9.4%	9.1%
% of FP17s Relating to Free Repair or Replacements	14	2,209	0.6%	0.8%	0.7%	0.8%
% of FP17s Relating to Continuations	24	2,209	1.1%	1.3%	1.2%	1.3%
% of Patients satisfied with the dentistry they have received	3	3	N/A	93.4%	93.6%	93.2%
% of Patients satisfied with the time they had to wait for an appointment	2	3	N/A	88.9%	89.1%	89.0%

* This is based on patients treated on this contract for their most recent course of treatment. Figures in italics indicate the base number of FP17s or Patient Questionnaire responses are less than 100. N/A is shown where the base number of responses is less than 10 during the period. % is calculated as Quantity/Base number*100

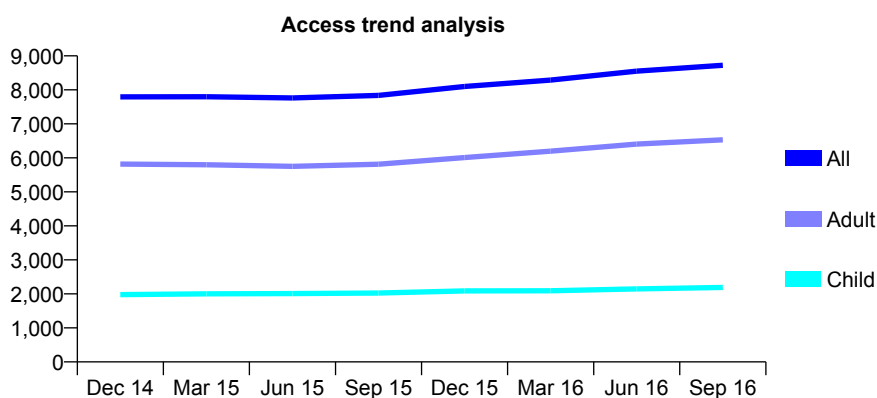
Q64 - Vital Signs At a Glance Contract Report for 101281/0022 - September 2016

Name or company name	OASIS DENTAL CARE LTD
Contract type name	PDS Contract
Purpose of contract	General
Contract start date	01/04/2006
Contract end date	17/05/2020

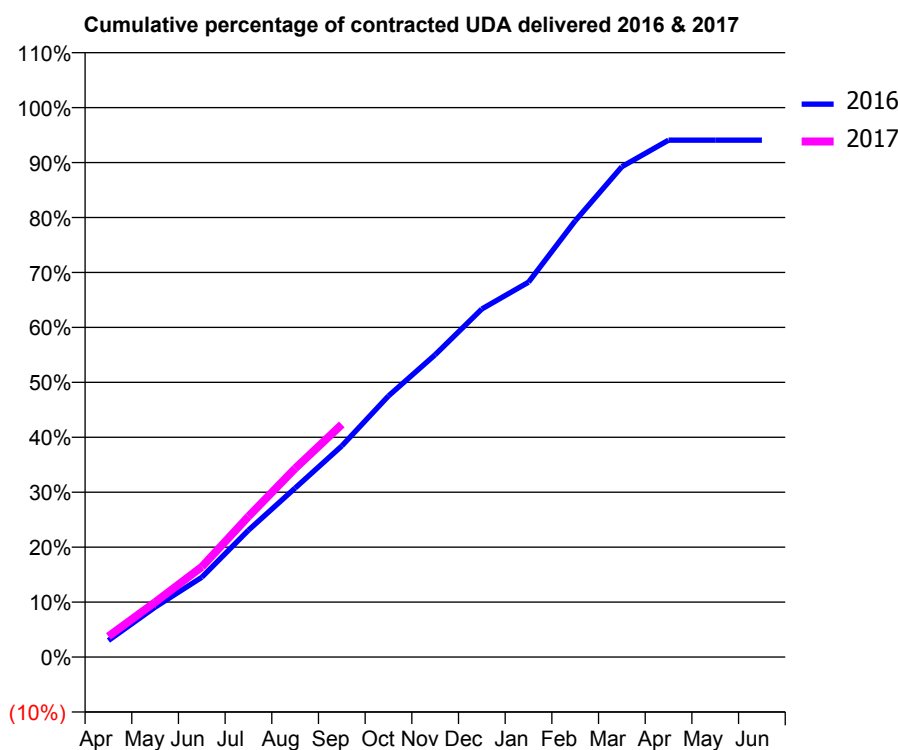
16/17 Contracted general activity (UDA)	26,000
Carry forward general activity (UDA)	0
16/17 Contracted orthodontic activity (UOA)	0
Carry forward orthodontic activity (UOA)	0
Baseline contract value	£600,749.66

ACCESS*

Patients seen in 24 months	Total	Change since previous quarter
Quarter ending September 2015	7,838	
Quarter ending December 2015	8,099	↑
Quarter ending March 2016	8,290	↑
Quarter ending June 2016	8,551	↑
Quarter ending September 2016	8,723	↑
Variance since September 2015	11.3%	↑



ACTIVITY



Month	Adjusted Scheduled Activity (UDA)	
	2016	2017
April	788	981
May	2,365	2,596
June	3,778	4,268
July	6,006	6,654
August	7,998	8,922
September	9,994	11,007
October	12,358	
November	14,307	
December	16,469	
January	17,740	
February	20,639	
March	23,203	
April	24,458	
May	24,458	
June	24,458	

QUALITY

	Quantity	Base Number	Contract	AT	Region	England
% of FP17s for the same patient ID Re-attending within 3 months - Children	124	1,532	8.1%	9.6%	11.8%	12.4%
% of FP17s for the same patient ID Re-attending within 3 months - Adults	781	4,564	17.1%	14.3%	16.6%	16.7%
% of FP17s for the same patient ID Re-attending between 3 & 9 months - Children	819	1,532	53.5%	60.6%	60.2%	57.4%
% of FP17s for the same patient ID Re-attending between 3 & 9 months - Adults	2,162	4,564	47.4%	52.7%	52.0%	50.5%
% of FP17s for Band 1 Urgent Courses	632	5,604	11.3%	7.7%	9.4%	9.1%
% of FP17s Relating to Free Repair or Replacements	45	5,604	0.8%	0.8%	0.7%	0.8%
% of FP17s Relating to Continuations	107	5,604	1.9%	1.3%	1.2%	1.3%
% of Patients satisfied with the dentistry they have received	13	13	100.0%	93.4%	93.6%	93.2%
% of Patients satisfied with the time they had to wait for an appointment	10	13	76.9%	88.9%	89.1%	89.0%

* This is based on patients treated on this contract for their most recent course of treatment. Figures in italics indicate the base number of FP17s or Patient Questionnaire responses are less than 100. N/A is shown where the base number of responses is less than 10 during the period. % is calculated as Quantity/Base number*100

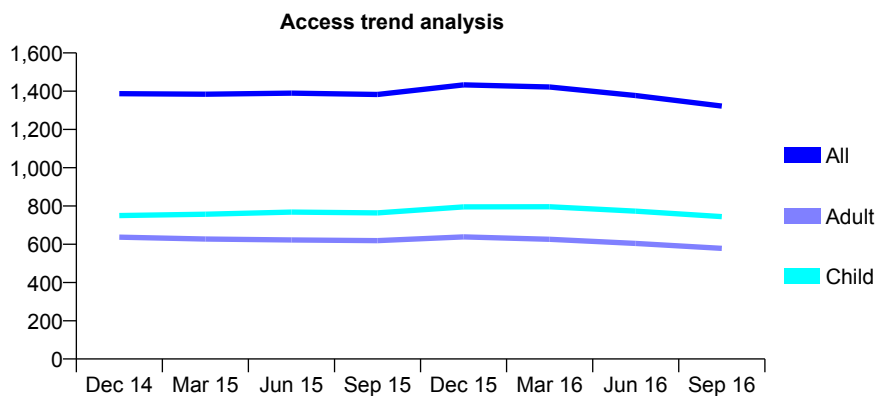
Q64 - Vital Signs At a Glance Contract Report for 101281/0110 - September 2016

Name or company name	OASIS DENTAL CARE LTD
Contract type name	PDS Contract
Purpose of contract	General
Contract start date	01/04/2006
Contract end date	30/09/2018

16/17 Contracted general activity (UDA)	3,915
Carry forward general activity (UDA)	-78
16/17 Contracted orthodontic activity (UOA)	0
Carry forward orthodontic activity (UOA)	0
Baseline contract value	£90,510.41

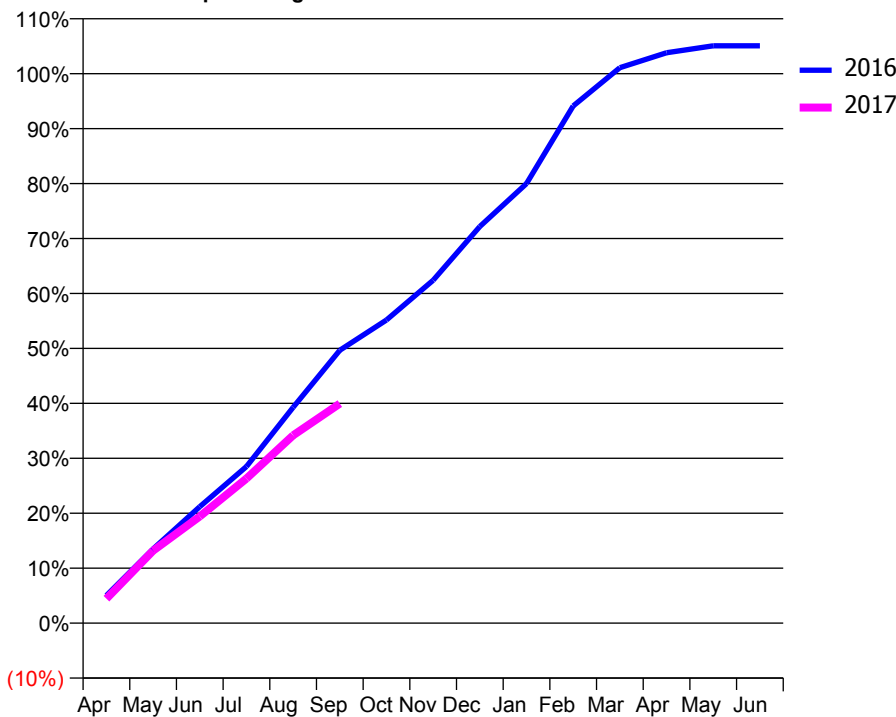
ACCESS*

Patients seen in 24 months	Total	Change since previous quarter
Quarter ending September 2015	1,383	
Quarter ending December 2015	1,433	↑
Quarter ending March 2016	1,422	→
Quarter ending June 2016	1,377	↓
Quarter ending September 2016	1,322	↓
Variance since September 2015	(4.4%)	↓



ACTIVITY

Cumulative percentage of contracted UDA delivered 2016 & 2017



Adjusted Scheduled Activity (UDA)

Month	2016	2017
April	197	175
May	529	516
June	830	761
July	1,116	1,031
August	1,538	1,339
September	1,944	1,564
October	2,160	
November	2,443	
December	2,826	
January	3,132	
February	3,685	
March	3,958	
April	4,064	
May	4,113	
June	4,113	

QUALITY

	Quantity	Base Number	Contract	AT	Region	England
% of FP17s for the same patient ID Re-attending within 3 months - Children	81	577	14.0%	9.6%	11.8%	12.4%
% of FP17s for the same patient ID Re-attending within 3 months - Adults	58	332	17.5%	14.3%	16.6%	16.7%
% of FP17s for the same patient ID Re-attending between 3 & 9 months - Children	326	577	56.5%	60.6%	60.2%	57.4%
% of FP17s for the same patient ID Re-attending between 3 & 9 months - Adults	169	332	50.9%	52.7%	52.0%	50.5%
% of FP17s for Band 1 Urgent Courses	69	841	8.2%	7.7%	9.4%	9.1%
% of FP17s Relating to Free Repair or Replacements	8	841	1.0%	0.8%	0.7%	0.8%
% of FP17s Relating to Continuations	0	841	0.0%	1.3%	1.2%	1.3%
% of Patients satisfied with the dentistry they have received	1	1	N/A	93.4%	93.6%	93.2%
% of Patients satisfied with the time they had to wait for an appointment	1	1	N/A	88.9%	89.1%	89.0%

* This is based on patients treated on this contract for their most recent course of treatment. Figures in italics indicate the base number of FP17s or Patient Questionnaire responses are less than 100. N/A is shown where the base number of responses is less than 10 during the period. % is calculated as Quantity/Base number*100

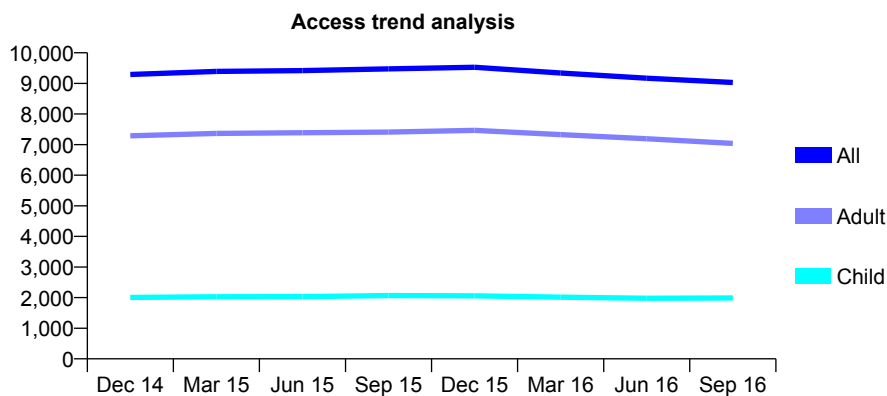
Q64 - Vital Signs At a Glance Contract Report for 101281/0188 - September 2016

Name or company name	OASIS DENTAL CARE LTD
Contract type name	GDS Contract
Purpose of contract	General
Contract start date	23/10/2008
Contract end date	

16/17 Contracted general activity (UDA)	32,000
Carry forward general activity (UDA)	0
16/17 Contracted orthodontic activity (UOA)	0
Carry forward orthodontic activity (UOA)	0
Baseline contract value	£746,782.75

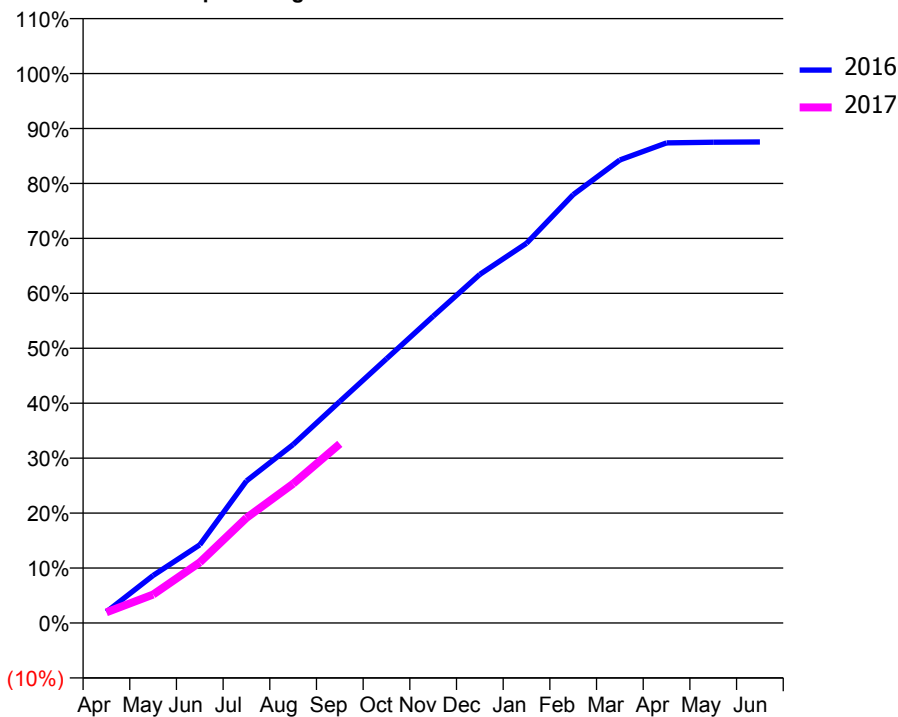
ACCESS*

Patients seen in 24 months	Total	Change since previous quarter
Quarter ending September 2015	9,477	
Quarter ending December 2015	9,529	→
Quarter ending March 2016	9,341	↓
Quarter ending June 2016	9,171	↓
Quarter ending September 2016	9,030	↓
Variance since September 2015	(4.7%)	↓



ACTIVITY

Cumulative percentage of contracted UDA delivered 2016 & 2017



Month	Adjusted Scheduled Activity (UDA)	
	2016	2017
April	646	627
May	2,771	1,656
June	4,551	3,526
July	8,276	6,126
August	10,391	8,109
September	12,898	10,436
October	15,386	
November	17,861	
December	20,300	
January	22,114	
February	24,943	
March	26,967	
April	27,957	
May	27,996	
June	28,017	

QUALITY

	Quantity	Base Number	Contract	AT	Region	England
% of FP17s for the same patient ID Re-attending within 3 months - Children	83	1,276	6.5%	9.6%	11.8%	12.4%
% of FP17s for the same patient ID Re-attending within 3 months - Adults	662	4,690	14.1%	14.3%	16.6%	16.7%
% of FP17s for the same patient ID Re-attending between 3 & 9 months - Children	737	1,276	57.8%	60.6%	60.2%	57.4%
% of FP17s for the same patient ID Re-attending between 3 & 9 months - Adults	2,820	4,690	60.1%	52.7%	52.0%	50.5%
% of FP17s for Band 1 Urgent Courses	501	5,498	9.1%	7.7%	9.4%	9.1%
% of FP17s Relating to Free Repair or Replacements	75	5,498	1.4%	0.8%	0.7%	0.8%
% of FP17s Relating to Continuations	61	5,498	1.1%	1.3%	1.2%	1.3%
% of Patients satisfied with the dentistry they have received	13	13	100.0%	93.4%	93.6%	93.2%
% of Patients satisfied with the time they had to wait for an appointment	10	13	76.9%	88.9%	89.1%	89.0%

* This is based on patients treated on this contract for their most recent course of treatment. Figures in italics indicate the base number of FP17s or Patient Questionnaire responses are less than 100. N/A is shown where the base number of responses is less than 10 during the period. % is calculated as Quantity/Base number*100

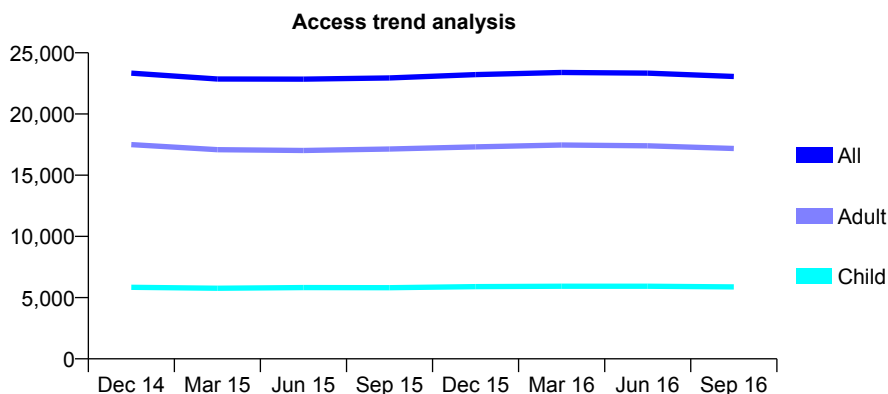
Q64 - Vital Signs At a Glance Contract Report for 101338/0028 - September 2016

Name or company name	Whitecross Dental Care Limited
Contract type name	GDS Contract
Purpose of contract	General
Contract start date	01/04/2006
Contract end date	

16/17 Contracted general activity (UDA)	64,500
Carry forward general activity (UDA)	100
16/17 Contracted orthodontic activity (UOA)	0
Carry forward orthodontic activity (UOA)	0
Baseline contract value	£1,479,993.39

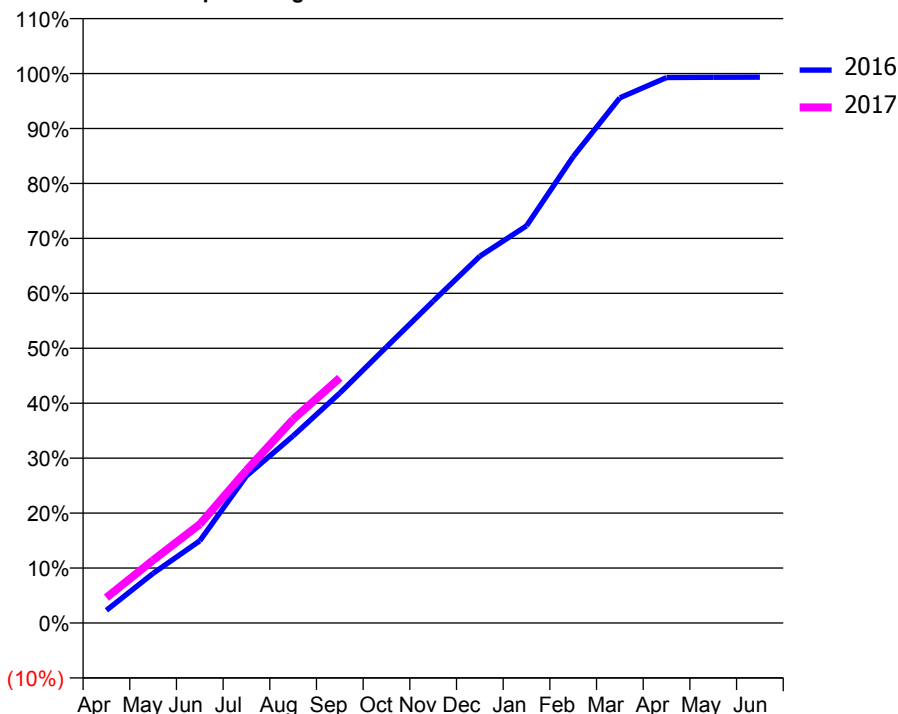
ACCESS*

Patients seen in 24 months	Total	Change since previous quarter
Quarter ending September 2015	22,950	
Quarter ending December 2015	23,214	→
Quarter ending March 2016	23,395	→
Quarter ending June 2016	23,336	→
Quarter ending September 2016	23,063	↓
Variance since September 2015	0.5%	→



ACTIVITY

Cumulative percentage of contracted UDA delivered 2016 & 2017



Month	Adjusted Scheduled Activity (UDA)	
	2016	2017
April	1,495	2,987
May	5,823	7,386
June	9,646	11,596
July	17,273	17,926
August	21,967	23,904
September	26,989	28,780
October	32,411	
November	37,773	
December	43,051	
January	46,628	
February	54,747	
March	61,643	
April	64,030	
May	64,057	
June	64,072	

QUALITY

	Quantity	Base Number	Contract	AT	Region	England
% of FP17s for the same patient ID Re-attending within 3 months - Children	234	4,201	5.6%	9.6%	11.8%	12.4%
% of FP17s for the same patient ID Re-attending within 3 months - Adults	1,115	10,138	11.0%	14.3%	16.6%	16.7%
% of FP17s for the same patient ID Re-attending between 3 & 9 months - Children	2,510	4,201	59.7%	60.6%	60.2%	57.4%
% of FP17s for the same patient ID Re-attending between 3 & 9 months - Adults	5,166	10,138	51.0%	52.7%	52.0%	50.5%
% of FP17s for Band 1 Urgent Courses	597	13,212	4.5%	7.7%	9.4%	9.1%
% of FP17s Relating to Free Repair or Replacements	126	13,212	1.0%	0.8%	0.7%	0.8%
% of FP17s Relating to Continuations	251	13,212	1.9%	1.3%	1.2%	1.3%
% of Patients satisfied with the dentistry they have received	30	31	96.8%	93.4%	93.6%	93.2%
% of Patients satisfied with the time they had to wait for an appointment	27	31	87.1%	88.9%	89.1%	89.0%

* This is based on patients treated on this contract for their most recent course of treatment. Figures in italics indicate the base number of FP17s or Patient Questionnaire responses are less than 100. N/A is shown where the base number of responses is less than 10 during the period. % is calculated as Quantity/Base number*100

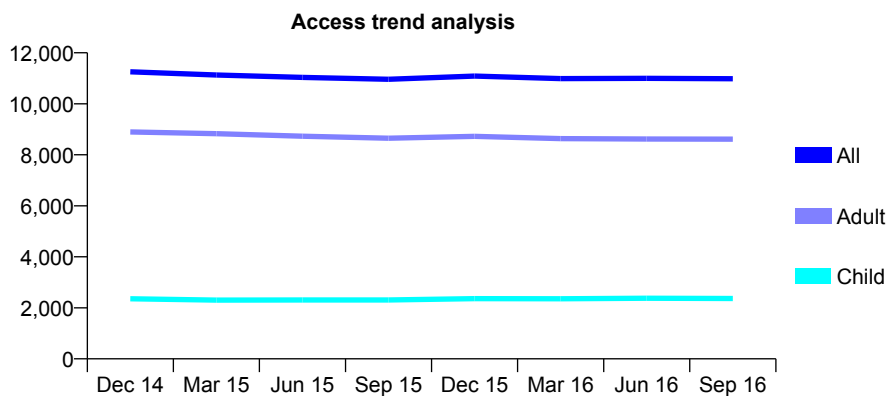
Q64 - Vital Signs At a Glance Contract Report for 101338/0031 - September 2016

Name or company name	Whitecross Dental Care Limited
Contract type name	GDS Contract
Purpose of contract	General
Contract start date	01/04/2006
Contract end date	

16/17 Contracted general activity (UDA)	33,300
Carry forward general activity (UDA)	616
16/17 Contracted orthodontic activity (UOA)	0
Carry forward orthodontic activity (UOA)	0
Baseline contract value	£789,868.92

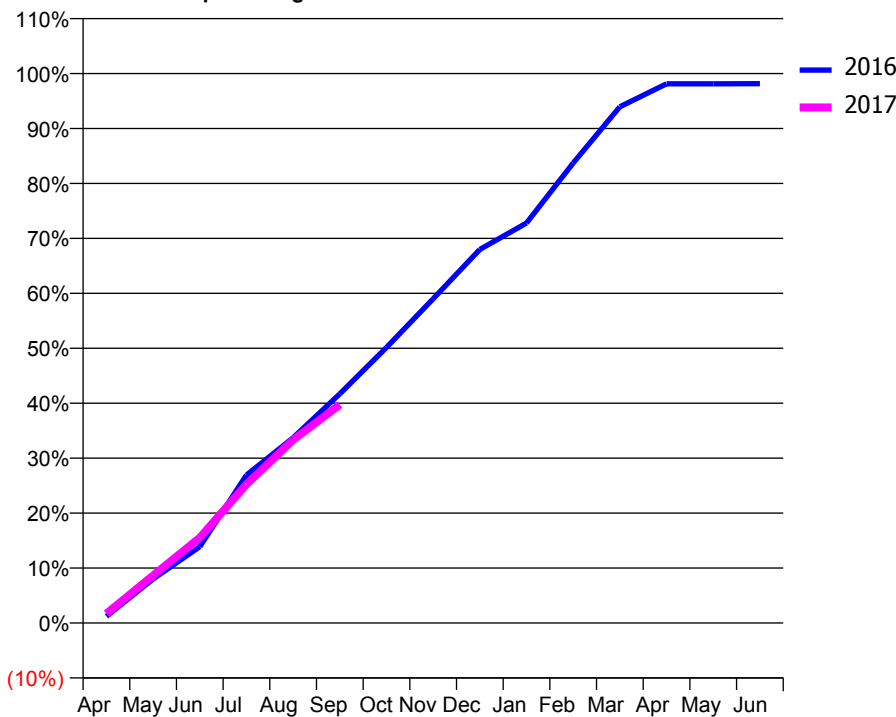
ACCESS*

Patients seen in 24 months	Total	Change since previous quarter
Quarter ending September 2015	10,964	
Quarter ending December 2015	11,085	→
Quarter ending March 2016	10,987	→
Quarter ending June 2016	10,997	→
Quarter ending September 2016	10,983	→
Variance since September 2015	0.2%	→



ACTIVITY

Cumulative percentage of contracted UDA delivered 2016 & 2017



Month	Adjusted Scheduled Activity (UDA)	
	2016	2017
April	408	571
May	2,670	2,878
June	4,624	5,164
July	8,964	8,405
August	11,229	11,102
September	13,888	13,229
October	16,702	
November	19,651	
December	22,640	
January	24,237	
February	27,876	
March	31,288	
April	32,677	
May	32,676	
June	32,684	

QUALITY

	Quantity	Base Number	Contract	AT	Region	England
% of FP17s for the same patient ID Re-attending within 3 months - Children	121	1,580	7.7%	9.6%	11.8%	12.4%
% of FP17s for the same patient ID Re-attending within 3 months - Adults	670	4,990	13.4%	14.3%	16.6%	16.7%
% of FP17s for the same patient ID Re-attending between 3 & 9 months - Children	704	1,580	44.6%	60.6%	60.2%	57.4%
% of FP17s for the same patient ID Re-attending between 3 & 9 months - Adults	2,100	4,990	42.1%	52.7%	52.0%	50.5%
% of FP17s for Band 1 Urgent Courses	429	6,151	7.0%	7.7%	9.4%	9.1%
% of FP17s Relating to Free Repair or Replacements	81	6,151	1.3%	0.8%	0.7%	0.8%
% of FP17s Relating to Continuations	149	6,151	2.4%	1.3%	1.2%	1.3%
% of Patients satisfied with the dentistry they have received	17	18	94.4%	93.4%	93.6%	93.2%
% of Patients satisfied with the time they had to wait for an appointment	16	18	88.9%	88.9%	89.1%	89.0%

* This is based on patients treated on this contract for their most recent course of treatment. Figures in italics indicate the base number of FP17s or Patient Questionnaire responses are less than 100. N/A is shown where the base number of responses is less than 10 during the period. % is calculated as Quantity/Base number*100

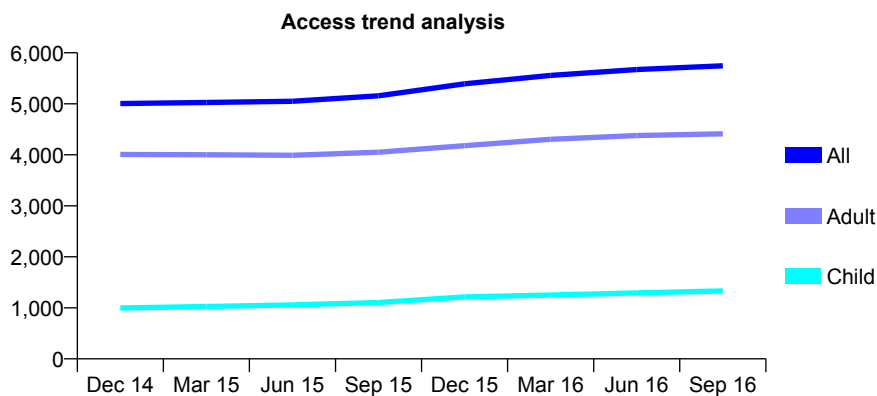
Q64 - Vital Signs At a Glance Contract Report for 101338/0109 - September 2016

Name or company name	Whitecross Dental Care Limited
Contract type name	GDS Contract
Purpose of contract	General
Contract start date	18/01/2010
Contract end date	

16/17 Contracted general activity (UDA)	13,023
Carry forward general activity (UDA)	-151
16/17 Contracted orthodontic activity (UOA)	0
Carry forward orthodontic activity (UOA)	0
Baseline contract value	£338,484.64

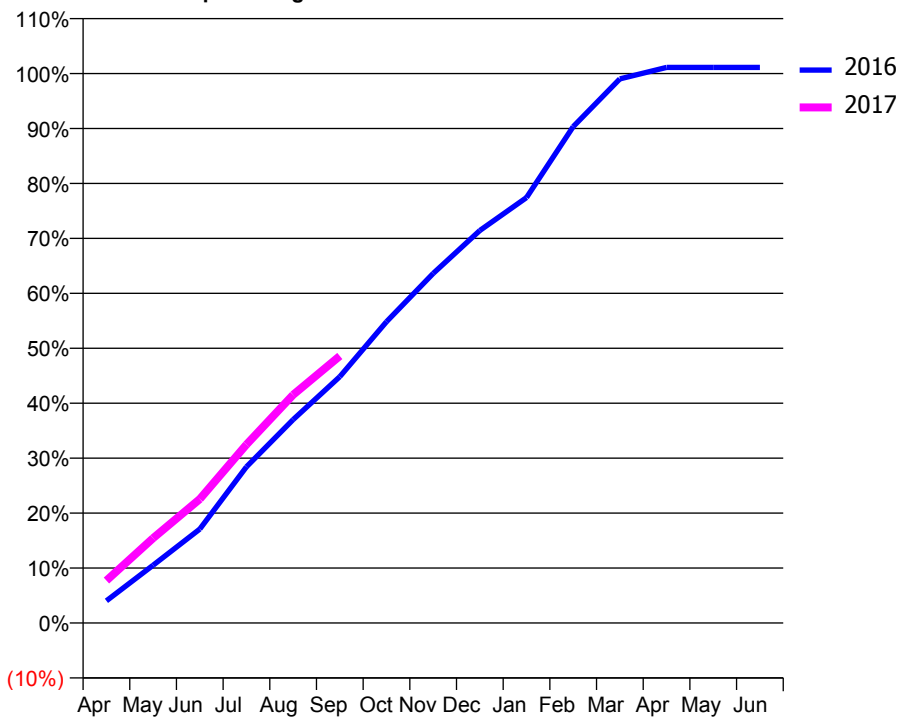
ACCESS*

Patients seen in 24 months	Total	Change since previous quarter
Quarter ending September 2015	5,156	
Quarter ending December 2015	5,393	↑
Quarter ending March 2016	5,556	↑
Quarter ending June 2016	5,672	↑
Quarter ending September 2016	5,745	→
Variance since September 2015	11.4%	↑



ACTIVITY

Cumulative percentage of contracted UDA delivered 2016 & 2017



Adjusted Scheduled Activity (UDA)

Month	2016	2017
April	550	1,006
May	1,434	2,010
June	2,327	2,938
July	3,874	4,231
August	5,044	5,409
September	6,108	6,329
October	7,469	
November	8,666	
December	9,732	
January	10,548	
February	12,305	
March	13,491	
April	13,774	
May	13,774	
June	13,774	

QUALITY

	Quantity	Base Number	Contract	AT	Region	England
% of FP17s for the same patient ID Re-attending within 3 months - Children	77	1,036	7.4%	9.6%	11.8%	12.4%
% of FP17s for the same patient ID Re-attending within 3 months - Adults	505	3,088	16.4%	14.3%	16.6%	16.7%
% of FP17s for the same patient ID Re-attending between 3 & 9 months - Children	677	1,036	65.3%	60.6%	60.2%	57.4%
% of FP17s for the same patient ID Re-attending between 3 & 9 months - Adults	1,380	3,088	44.7%	52.7%	52.0%	50.5%
% of FP17s for Band 1 Urgent Courses	457	3,954	11.6%	7.7%	9.4%	9.1%
% of FP17s Relating to Free Repair or Replacements	40	3,954	1.0%	0.8%	0.7%	0.8%
% of FP17s Relating to Continuations	79	3,954	2.0%	1.3%	1.2%	1.3%
% of Patients satisfied with the dentistry they have received	23	26	88.5%	93.4%	93.6%	93.2%
% of Patients satisfied with the time they had to wait for an appointment	20	26	76.9%	88.9%	89.1%	89.0%

* This is based on patients treated on this contract for their most recent course of treatment. Figures in italics indicate the base number of FP17s or Patient Questionnaire responses are less than 100. N/A is shown where the base number of responses is less than 10 during the period. % is calculated as Quantity/Base number*100

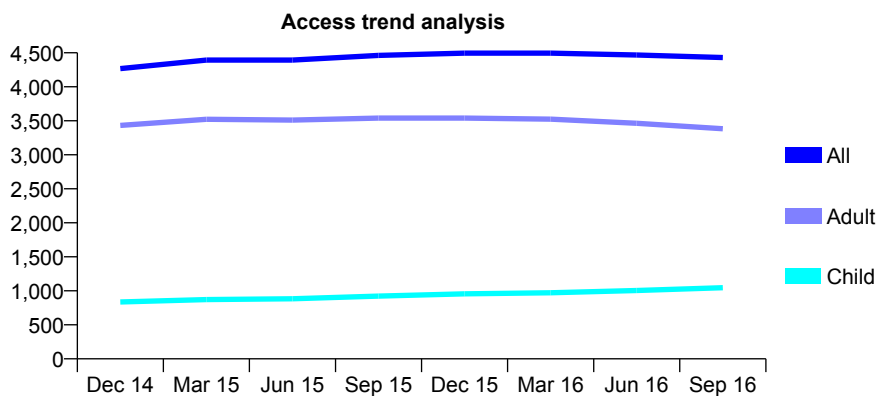
Q64 - Vital Signs At a Glance Contract Report for 101338/0110 - September 2016

Name or company name	Whitecross Dental Care Limited
Contract type name	GDS Contract
Purpose of contract	General
Contract start date	18/01/2010
Contract end date	

16/17 Contracted general activity (UDA)	11,079
Carry forward general activity (UDA)	136
16/17 Contracted orthodontic activity (UOA)	0
Carry forward orthodontic activity (UOA)	0
Baseline contract value	£288,687.77

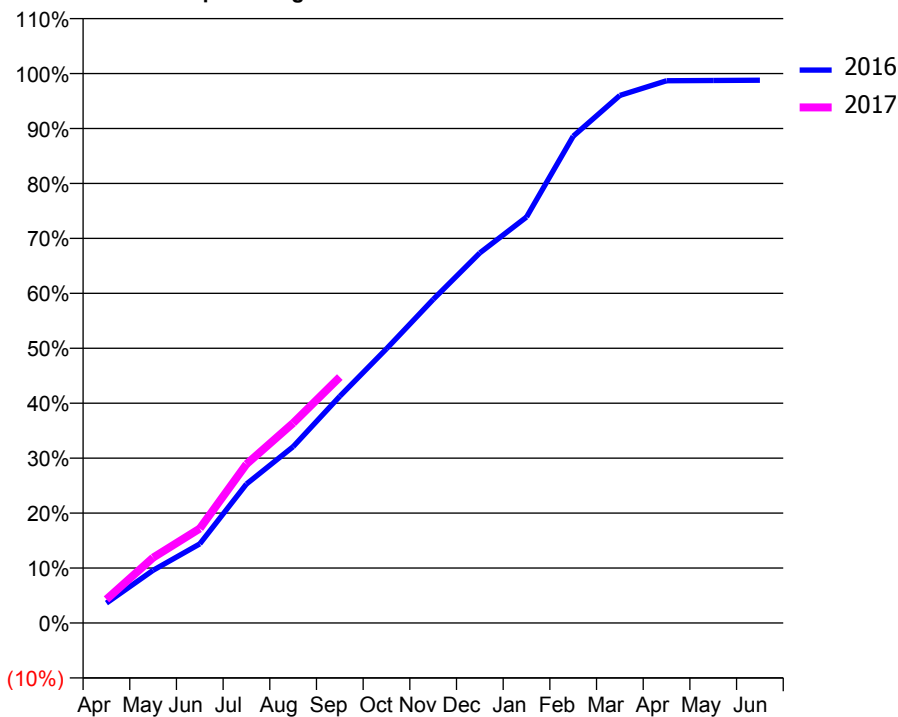
ACCESS*

Patients seen in 24 months	Total	Change since previous quarter
Quarter ending September 2015	4,462	
Quarter ending December 2015	4,495	→
Quarter ending March 2016	4,496	→
Quarter ending June 2016	4,468	→
Quarter ending September 2016	4,430	→
Variance since September 2015	(0.7%)	→



ACTIVITY

Cumulative percentage of contracted UDA delivered 2016 & 2017



Month	Adjusted Scheduled Activity (UDA)	
	2016	2017
April	403	478
May	1,064	1,320
June	1,597	1,906
July	2,802	3,204
August	3,555	4,032
September	4,572	4,959
October	5,529	
November	6,525	
December	7,461	
January	8,184	
February	9,813	
March	10,637	
April	10,934	
May	10,938	
June	10,943	

QUALITY

	Quantity	Base Number	Contract	AT	Region	England
% of FP17s for the same patient ID Re-attending within 3 months - Children	38	752	5.1%	9.6%	11.8%	12.4%
% of FP17s for the same patient ID Re-attending within 3 months - Adults	160	2,148	7.4%	14.3%	16.6%	16.7%
% of FP17s for the same patient ID Re-attending between 3 & 9 months - Children	429	752	57.0%	60.6%	60.2%	57.4%
% of FP17s for the same patient ID Re-attending between 3 & 9 months - Adults	1,450	2,148	67.5%	52.7%	52.0%	50.5%
% of FP17s for Band 1 Urgent Courses	63	2,732	2.3%	7.7%	9.4%	9.1%
% of FP17s Relating to Free Repair or Replacements	14	2,732	0.5%	0.8%	0.7%	0.8%
% of FP17s Relating to Continuations	32	2,732	1.2%	1.3%	1.2%	1.3%
% of Patients satisfied with the dentistry they have received	9	9	N/A	93.4%	93.6%	93.2%
% of Patients satisfied with the time they had to wait for an appointment	8	9	N/A	88.9%	89.1%	89.0%

* This is based on patients treated on this contract for their most recent course of treatment. Figures in italics indicate the base number of FP17s or Patient Questionnaire responses are less than 100. N/A is shown where the base number of responses is less than 10 during the period. % is calculated as Quantity/Base number*100

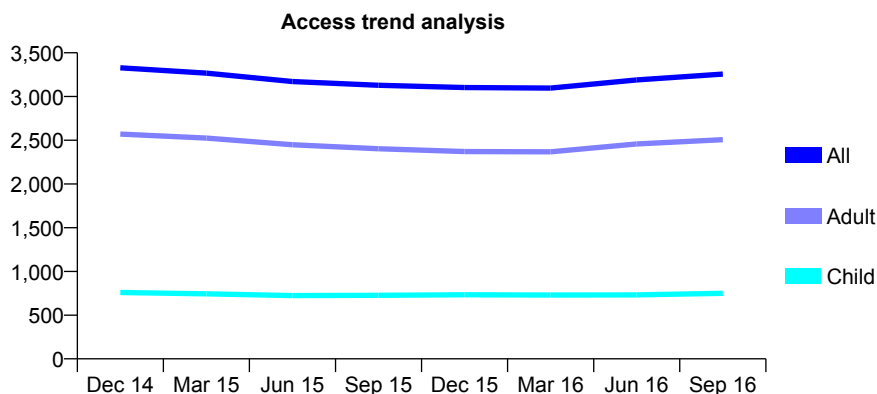
Q64 - Vital Signs At a Glance Contract Report for 101338/0112 - September 2016

Name or company name	Whitecross Dental Care Limited
Contract type name	GDS Contract
Purpose of contract	General
Contract start date	23/02/2010
Contract end date	

16/17 Contracted general activity (UDA)	8,000
Carry forward general activity (UDA)	146
16/17 Contracted orthodontic activity (UOA)	0
Carry forward orthodontic activity (UOA)	0
Baseline contract value	£208,492.13

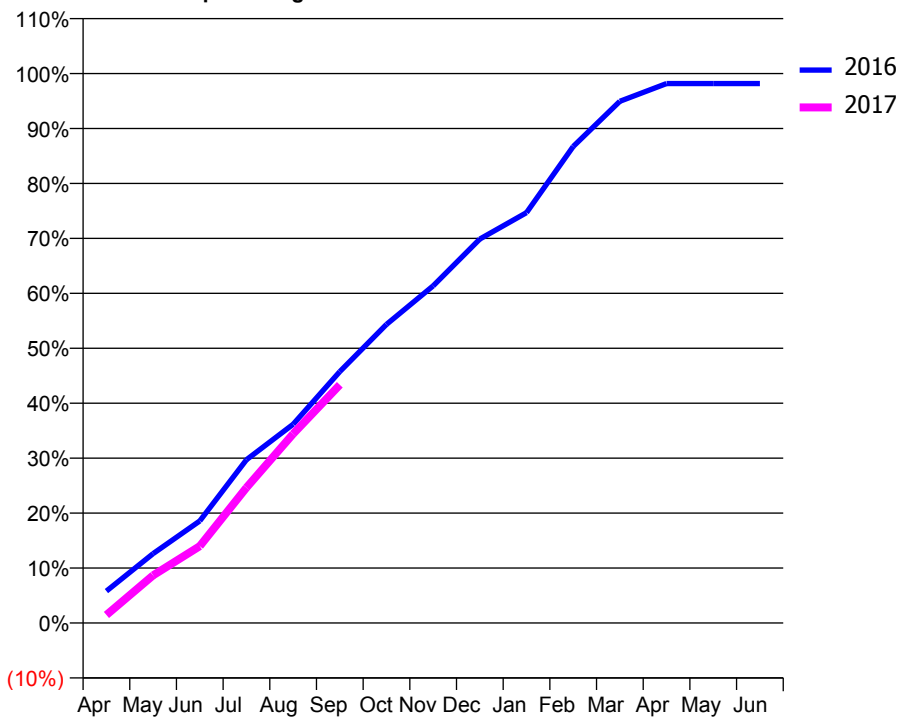
ACCESS*

Patients seen in 24 months	Total	Change since previous quarter
Quarter ending September 2015	3,129	
Quarter ending December 2015	3,103	→
Quarter ending March 2016	3,097	→
Quarter ending June 2016	3,189	↑
Quarter ending September 2016	3,256	↑
Variance since September 2015	4.1%	↑



ACTIVITY

Cumulative percentage of contracted UDA delivered 2016 & 2017



Month	Adjusted Scheduled Activity (UDA)	
	2016	2017
April	465	118
May	1,011	695
June	1,487	1,119
July	2,377	1,971
August	2,893	2,754
September	3,661	3,469
October	4,347	
November	4,909	
December	5,590	
January	5,975	
February	6,938	
March	7,596	
April	7,854	
May	7,854	
June	7,854	

QUALITY

	Quantity	Base Number	Contract	AT	Region	England
% of FP17s for the same patient ID Re-attending within 3 months - Children	23	527	4.4%	9.6%	11.8%	12.4%
% of FP17s for the same patient ID Re-attending within 3 months - Adults	205	1,853	11.1%	14.3%	16.6%	16.7%
% of FP17s for the same patient ID Re-attending between 3 & 9 months - Children	323	527	61.3%	60.6%	60.2%	57.4%
% of FP17s for the same patient ID Re-attending between 3 & 9 months - Adults	1,045	1,853	56.4%	52.7%	52.0%	50.5%
% of FP17s for Band 1 Urgent Courses	173	2,209	7.8%	7.7%	9.4%	9.1%
% of FP17s Relating to Free Repair or Replacements	0	2,209	0.0%	0.8%	0.7%	0.8%
% of FP17s Relating to Continuations	25	2,209	1.1%	1.3%	1.2%	1.3%
% of Patients satisfied with the dentistry they have received	3	3	N/A	93.4%	93.6%	93.2%
% of Patients satisfied with the time they had to wait for an appointment	3	3	N/A	88.9%	89.1%	89.0%

* This is based on patients treated on this contract for their most recent course of treatment. Figures in italics indicate the base number of FP17s or Patient Questionnaire responses are less than 100. N/A is shown where the base number of responses is less than 10 during the period. % is calculated as Quantity/Base number*100

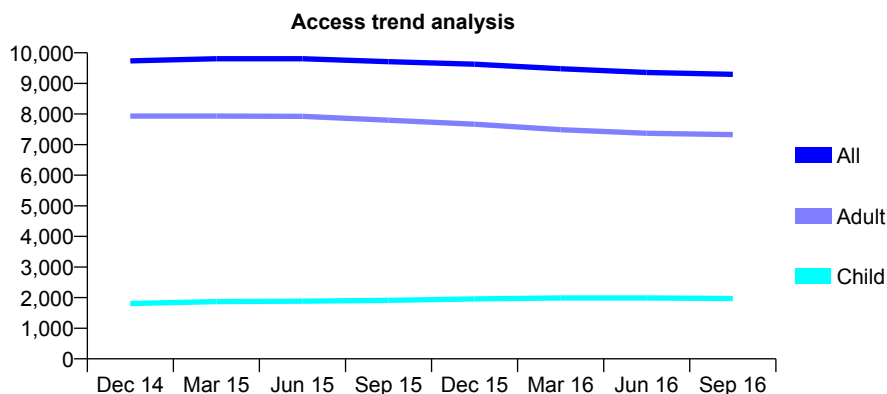
Q64 - Vital Signs At a Glance Contract Report for 101362/0040 - September 2016

Name or company name	Rodericks Dental Limited
Contract type name	PDS Plus Contract
Purpose of contract	General
Contract start date	12/09/2011
Contract end date	11/09/2021

16/17 Contracted general activity (UDA)	24,000
Carry forward general activity (UDA)	0
16/17 Contracted orthodontic activity (UOA)	0
Carry forward orthodontic activity (UOA)	0
Baseline contract value	£314,959.14

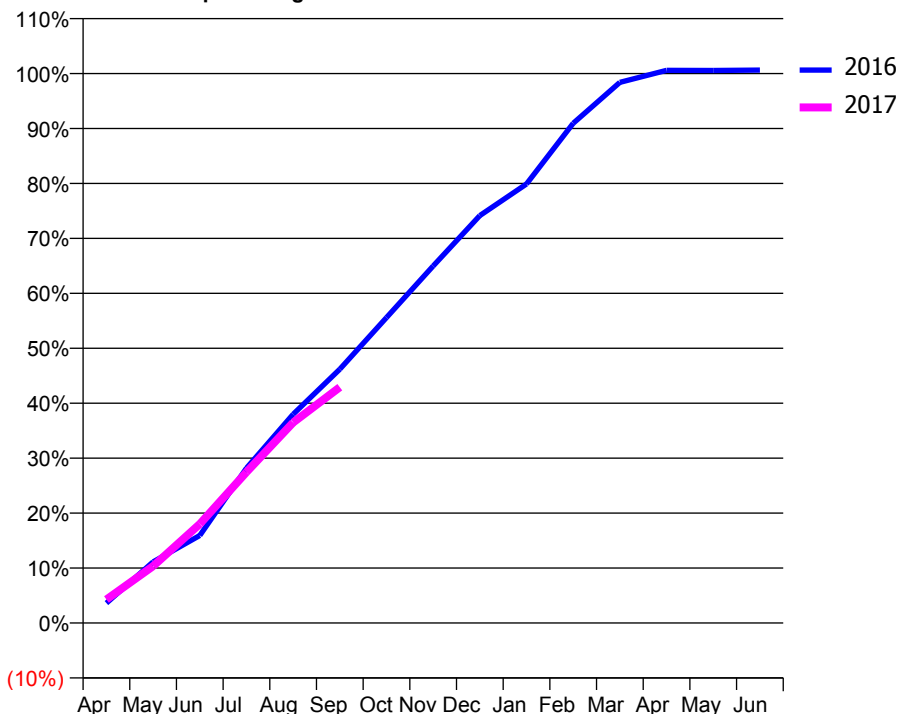
ACCESS*

Patients seen in 24 months	Total	Change since previous quarter
Quarter ending September 2015	9,710	
Quarter ending December 2015	9,626	→
Quarter ending March 2016	9,480	↓
Quarter ending June 2016	9,359	↓
Quarter ending September 2016	9,298	→
Variance since September 2015	(4.2%)	↓



ACTIVITY

Cumulative percentage of contracted UDA delivered 2016 & 2017



Adjusted Scheduled Activity (UDA)

Month	2016	2017
April	870	1,028
May	2,671	2,484
June	3,824	4,325
July	6,762	6,590
August	9,119	8,757
September	11,085	10,301
October	13,338	
November	15,596	
December	17,796	
January	19,178	
February	21,827	
March	23,614	
April	24,135	
May	24,134	
June	24,148	

QUALITY

	Quantity	Base Number	Contract	AT	Region	England
% of FP17s for the same patient ID Re-attending within 3 months - Children	69	1,179	5.9%	9.6%	11.8%	12.4%
% of FP17s for the same patient ID Re-attending within 3 months - Adults	437	3,944	11.1%	14.3%	16.6%	16.7%
% of FP17s for the same patient ID Re-attending between 3 & 9 months - Children	464	1,179	39.4%	60.6%	60.2%	57.4%
% of FP17s for the same patient ID Re-attending between 3 & 9 months - Adults	1,123	3,944	28.5%	52.7%	52.0%	50.5%
% of FP17s for Band 1 Urgent Courses	540	4,874	11.1%	7.7%	9.4%	9.1%
% of FP17s Relating to Free Repair or Replacements	60	4,874	1.2%	0.8%	0.7%	0.8%
% of FP17s Relating to Continuations	33	4,874	0.7%	1.3%	1.2%	1.3%
% of Patients satisfied with the dentistry they have received	19	21	90.5%	93.4%	93.6%	93.2%
% of Patients satisfied with the time they had to wait for an appointment	17	21	81.0%	88.9%	89.1%	89.0%

* This is based on patients treated on this contract for their most recent course of treatment. Figures in italics indicate the base number of FP17s or Patient Questionnaire responses are less than 100. N/A is shown where the base number of responses is less than 10 during the period. % is calculated as Quantity/Base number*100

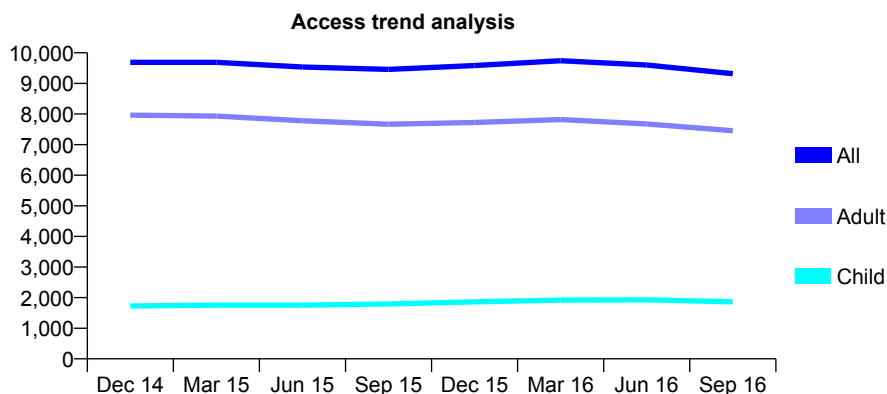
Q64 - Vital Signs At a Glance Contract Report for 101362/0042 - September 2016

Name or company name	Rodericks Dental Limited
Contract type name	PDS Plus Contract
Purpose of contract	General
Contract start date	03/01/2012
Contract end date	02/01/2017

16/17 Contracted general activity (UDA)	18,129
Carry forward general activity (UDA)	406
16/17 Contracted orthodontic activity (UOA)	0
Carry forward orthodontic activity (UOA)	0
Baseline contract value	£237,912.26

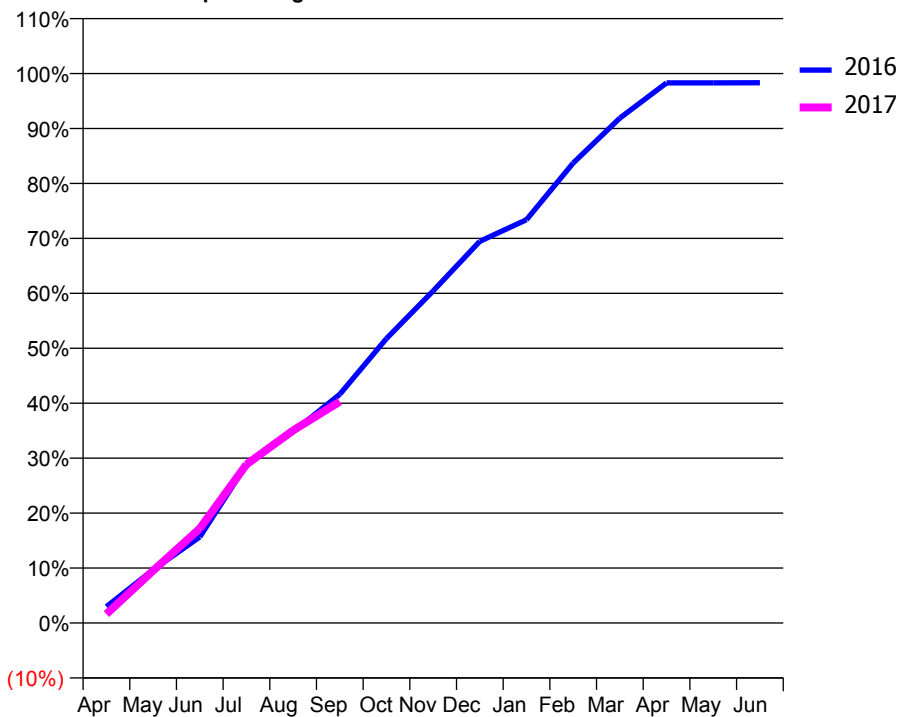
ACCESS*

Patients seen in 24 months	Total	Change since previous quarter
Quarter ending September 2015	9,457	
Quarter ending December 2015	9,585	→
Quarter ending March 2016	9,740	→
Quarter ending June 2016	9,602	↓
Quarter ending September 2016	9,316	↓
Variance since September 2015	(1.5%)	↓



ACTIVITY

Cumulative percentage of contracted UDA delivered 2016 & 2017



Adjusted Scheduled Activity (UDA)

Month	2016	2017
April	711	298
May	2,325	1,728
June	3,762	3,116
July	6,912	5,233
August	8,354	6,355
September	9,990	7,305
October	12,426	
November	14,506	
December	16,674	
January	17,616	
February	20,089	
March	22,052	
April	23,590	
May	23,593	
June	23,594	

QUALITY

	Quantity	Base Number	Contract	AT	Region	England
% of FP17s for the same patient ID Re-attending within 3 months - Children	60	966	6.2%	9.6%	11.8%	12.4%
% of FP17s for the same patient ID Re-attending within 3 months - Adults	533	3,516	15.2%	14.3%	16.6%	16.7%
% of FP17s for the same patient ID Re-attending between 3 & 9 months - Children	347	966	35.9%	60.6%	60.2%	57.4%
% of FP17s for the same patient ID Re-attending between 3 & 9 months - Adults	850	3,516	24.2%	52.7%	52.0%	50.5%
% of FP17s for Band 1 Urgent Courses	868	3,852	22.5%	7.7%	9.4%	9.1%
% of FP17s Relating to Free Repair or Replacements	18	3,852	0.5%	0.8%	0.7%	0.8%
% of FP17s Relating to Continuations	43	3,852	1.1%	1.3%	1.2%	1.3%
% of Patients satisfied with the dentistry they have received	22	25	88.0%	93.4%	93.6%	93.2%
% of Patients satisfied with the time they had to wait for an appointment	19	25	76.0%	88.9%	89.1%	89.0%

* This is based on patients treated on this contract for their most recent course of treatment. Figures in italics indicate the base number of FP17s or Patient Questionnaire responses are less than 100. N/A is shown where the base number of responses is less than 10 during the period. % is calculated as Quantity/Base number*100

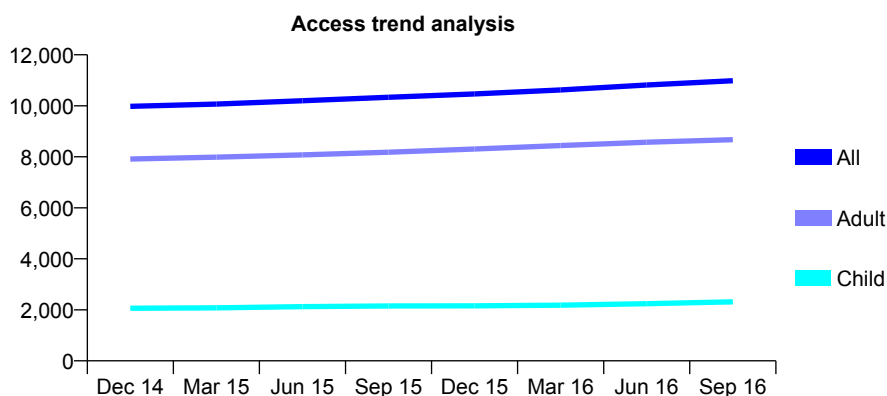
Q64 - Vital Signs At a Glance Contract Report for 101370/0075 - September 2016

Name or company name	Petrie Tucker & Partners Ltd
Contract type name	GDS Contract
Purpose of contract	General
Contract start date	01/04/2007
Contract end date	

16/17 Contracted general activity (UDA)	32,500
Carry forward general activity (UDA)	-235
16/17 Contracted orthodontic activity (UOA)	0
Carry forward orthodontic activity (UOA)	0
Baseline contract value	£684,967.56

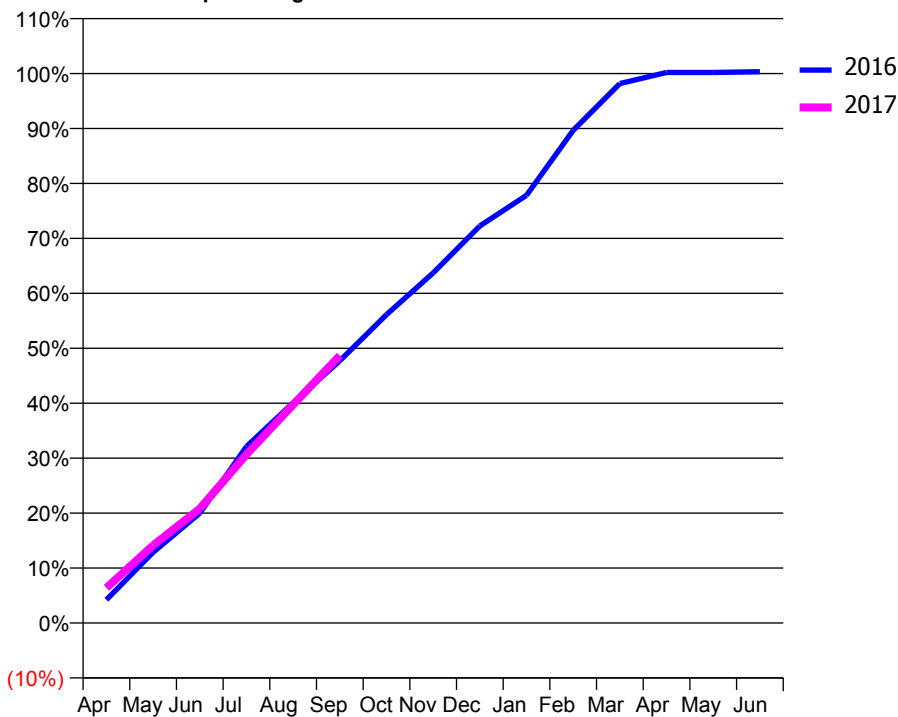
ACCESS*

Patients seen in 24 months	Total	Change since previous quarter
Quarter ending September 2015	10,337	
Quarter ending December 2015	10,466	→
Quarter ending March 2016	10,623	→
Quarter ending June 2016	10,814	→
Quarter ending September 2016	10,982	→
Variance since September 2015	6.2%	↑



ACTIVITY

Cumulative percentage of contracted UDA delivered 2016 & 2017



Adjusted Scheduled Activity (UDA)

Month	2016	2017
April	1,376	2,075
May	4,185	4,591
June	6,494	6,759
July	10,438	9,973
August	13,025	12,915
September	15,507	15,813
October	18,238	
November	20,711	
December	23,486	
January	25,294	
February	29,141	
March	31,906	
April	32,561	
May	32,562	
June	32,607	

QUALITY

	Quantity	Base Number	Contract	AT	Region	England
% of FP17s for the same patient ID Re-attending within 3 months - Children	72	1,697	4.2%	9.6%	11.8%	12.4%
% of FP17s for the same patient ID Re-attending within 3 months - Adults	596	5,598	10.6%	14.3%	16.6%	16.7%
% of FP17s for the same patient ID Re-attending between 3 & 9 months - Children	959	1,697	56.5%	60.6%	60.2%	57.4%
% of FP17s for the same patient ID Re-attending between 3 & 9 months - Adults	2,789	5,598	49.8%	52.7%	52.0%	50.5%
% of FP17s for Band 1 Urgent Courses	175	6,993	2.5%	7.7%	9.4%	9.1%
% of FP17s Relating to Free Repair or Replacements	29	6,993	0.4%	0.8%	0.7%	0.8%
% of FP17s Relating to Continuations	172	6,993	2.5%	1.3%	1.2%	1.3%
% of Patients satisfied with the dentistry they have received	23	25	92.0%	93.4%	93.6%	93.2%
% of Patients satisfied with the time they had to wait for an appointment	23	25	92.0%	88.9%	89.1%	89.0%

* This is based on patients treated on this contract for their most recent course of treatment. Figures in italics indicate the base number of FP17s or Patient Questionnaire responses are less than 100. N/A is shown where the base number of responses is less than 10 during the period. % is calculated as Quantity/Base number*100

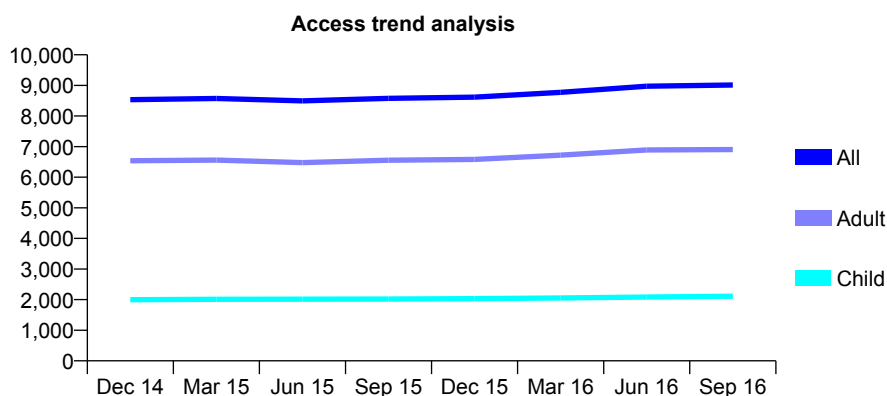
Q64 - Vital Signs At a Glance Contract Report for 101435/0034 - September 2016

Name or company name	IDH Limited
Contract type name	GDS Contract
Purpose of contract	General
Contract start date	01/04/2006
Contract end date	

16/17 Contracted general activity (UDA)	27,180
Carry forward general activity (UDA)	0
16/17 Contracted orthodontic activity (UOA)	0
Carry forward orthodontic activity (UOA)	0
Baseline contract value	£620,459.90

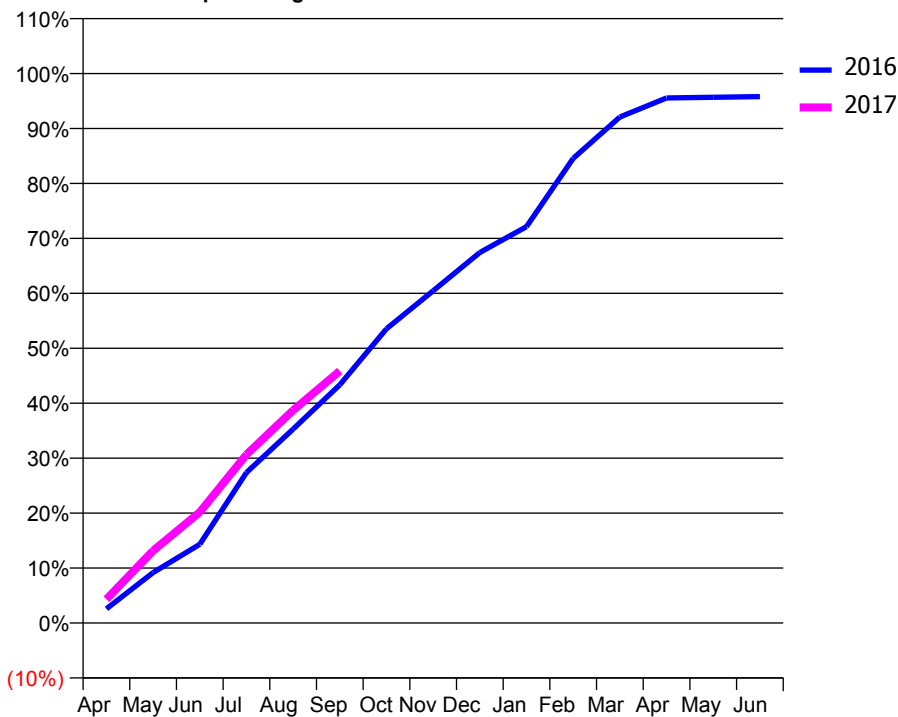
ACCESS*

Patients seen in 24 months	Total	Change since previous quarter
Quarter ending September 2015	8,577	
Quarter ending December 2015	8,615	→
Quarter ending March 2016	8,772	→
Quarter ending June 2016	8,972	↑
Quarter ending September 2016	9,013	→
Variance since September 2015	5.1%	↑



ACTIVITY

Cumulative percentage of contracted UDA delivered 2016 & 2017



Month	Adjusted Scheduled Activity (UDA)	
	2016	2017
April	704	1,178
May	2,496	3,577
June	3,896	5,484
July	7,445	8,335
August	9,593	10,526
September	11,781	12,470
October	14,551	
November	16,431	
December	18,324	
January	19,606	
February	22,982	
March	25,030	
April	25,974	
May	26,006	
June	26,035	

QUALITY

	Quantity	Base Number	Contract	AT	Region	England
% of FP17s for the same patient ID Re-attending within 3 months - Children	76	1,389	5.5%	9.6%	11.8%	12.4%
% of FP17s for the same patient ID Re-attending within 3 months - Adults	620	4,257	14.6%	14.3%	16.6%	16.7%
% of FP17s for the same patient ID Re-attending between 3 & 9 months - Children	669	1,389	48.2%	60.6%	60.2%	57.4%
% of FP17s for the same patient ID Re-attending between 3 & 9 months - Adults	1,892	4,257	44.4%	52.7%	52.0%	50.5%
% of FP17s for Band 1 Urgent Courses	347	5,256	6.6%	7.7%	9.4%	9.1%
% of FP17s Relating to Free Repair or Replacements	30	5,256	0.6%	0.8%	0.7%	0.8%
% of FP17s Relating to Continuations	167	5,256	3.2%	1.3%	1.2%	1.3%
% of Patients satisfied with the dentistry they have received	14	15	93.3%	93.4%	93.6%	93.2%
% of Patients satisfied with the time they had to wait for an appointment	14	15	93.3%	88.9%	89.1%	89.0%

* This is based on patients treated on this contract for their most recent course of treatment. Figures in italics indicate the base number of FP17s or Patient Questionnaire responses are less than 100. N/A is shown where the base number of responses is less than 10 during the period. % is calculated as Quantity/Base number*100

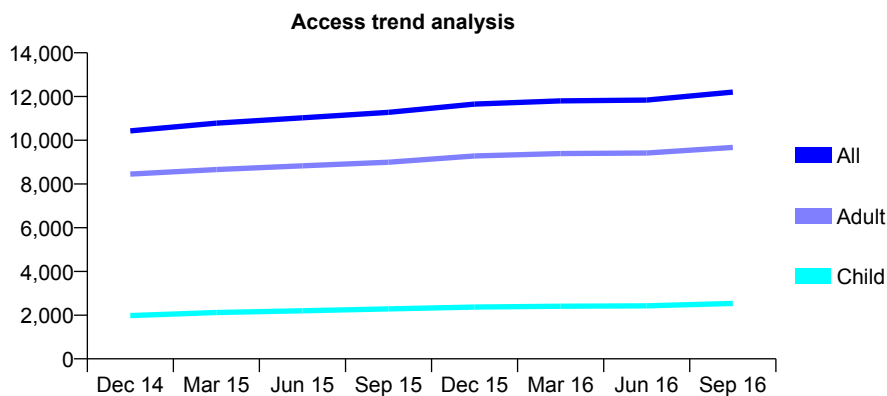
Q64 - Vital Signs At a Glance Contract Report for 101435/0068 - September 2016

Name or company name	IDH Limited
Contract type name	GDS Contract
Purpose of contract	General
Contract start date	20/08/2007
Contract end date	

16/17 Contracted general activity (UDA)	32,000
Carry forward general activity (UDA)	1,258
16/17 Contracted orthodontic activity (UOA)	0
Carry forward orthodontic activity (UOA)	0
Baseline contract value	£634,436.84

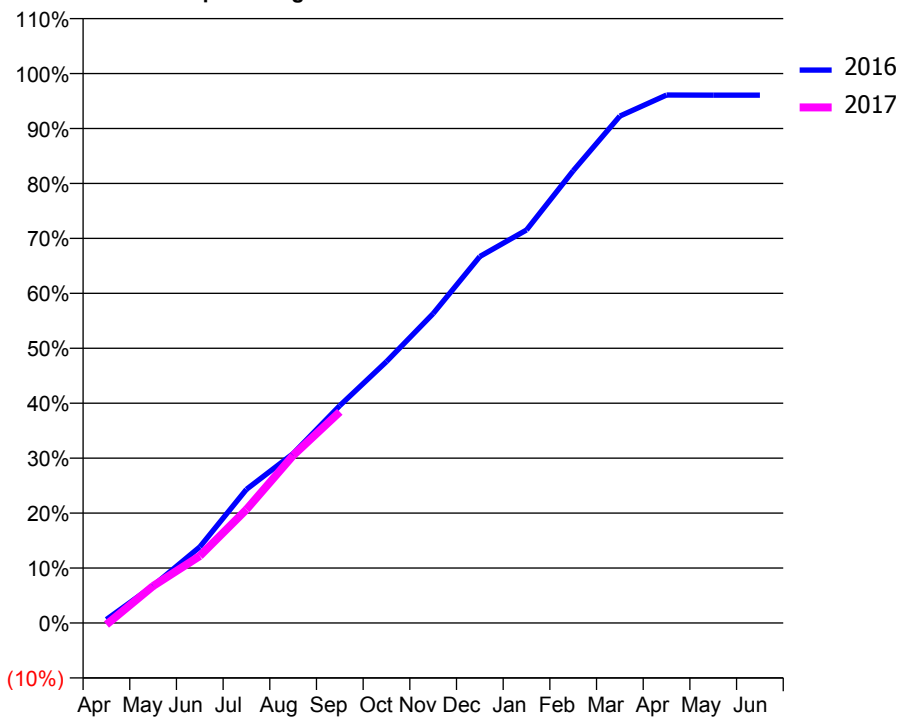
ACCESS*

Patients seen in 24 months	Total	Change since previous quarter
Quarter ending September 2015	11,274	
Quarter ending December 2015	11,656	↑
Quarter ending March 2016	11,800	→
Quarter ending June 2016	11,837	→
Quarter ending September 2016	12,204	↑
Variance since September 2015	8.2%	↑



ACTIVITY

Cumulative percentage of contracted UDA delivered 2016 & 2017



Month	Adjusted Scheduled Activity (UDA)	
	2016	2017
April	204	-97
May	2,169	2,155
June	4,430	3,905
July	7,786	6,610
August	9,865	9,756
September	12,660	12,300
October	15,224	
November	18,020	
December	21,342	
January	22,887	
February	26,339	
March	29,521	
April	30,745	
May	30,742	
June	30,742	

QUALITY

	Quantity	Base Number	Contract	AT	Region	England
% of FP17s for the same patient ID Re-attending within 3 months - Children	90	1,550	5.8%	9.6%	11.8%	12.4%
% of FP17s for the same patient ID Re-attending within 3 months - Adults	638	5,302	12.0%	14.3%	16.6%	16.7%
% of FP17s for the same patient ID Re-attending between 3 & 9 months - Children	691	1,550	44.6%	60.6%	60.2%	57.4%
% of FP17s for the same patient ID Re-attending between 3 & 9 months - Adults	2,159	5,302	40.7%	52.7%	52.0%	50.5%
% of FP17s for Band 1 Urgent Courses	357	6,317	5.7%	7.7%	9.4%	9.1%
% of FP17s Relating to Free Repair or Replacements	32	6,317	0.5%	0.8%	0.7%	0.8%
% of FP17s Relating to Continuations	135	6,317	2.1%	1.3%	1.2%	1.3%
% of Patients satisfied with the dentistry they have received	6	6	N/A	93.4%	93.6%	93.2%
% of Patients satisfied with the time they had to wait for an appointment	6	6	N/A	88.9%	89.1%	89.0%

* This is based on patients treated on this contract for their most recent course of treatment. Figures in italics indicate the base number of FP17s or Patient Questionnaire responses are less than 100. N/A is shown where the base number of responses is less than 10 during the period. % is calculated as Quantity/Base number*100

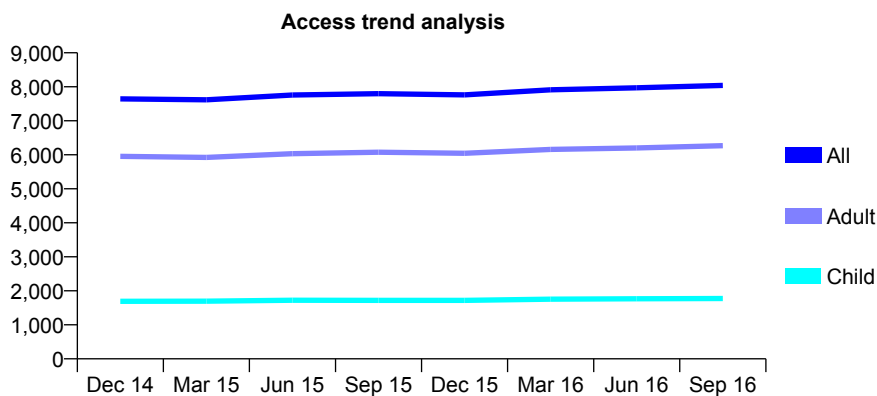
Q64 - Vital Signs At a Glance Contract Report for 101435/0076 - September 2016

Name or company name	IDH Limited
Contract type name	GDS Contract
Purpose of contract	General
Contract start date	18/12/2007
Contract end date	

16/17 Contracted general activity (UDA)	26,500
Carry forward general activity (UDA)	0
16/17 Contracted orthodontic activity (UOA)	0
Carry forward orthodontic activity (UOA)	0
Baseline contract value	£525,437.49

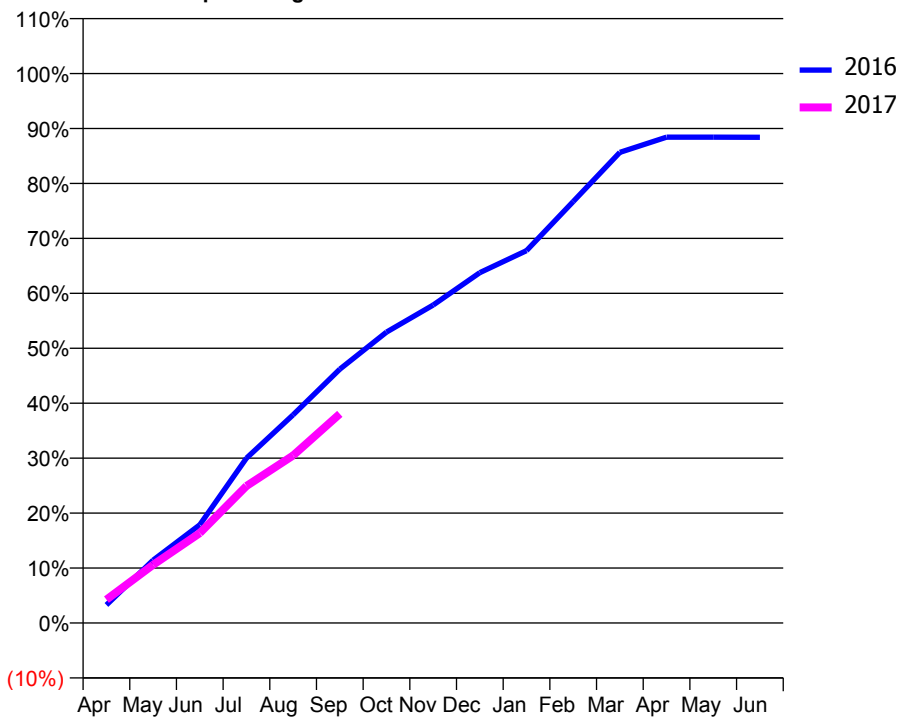
ACCESS*

Patients seen in 24 months	Total	Change since previous quarter
Quarter ending September 2015	7,799	
Quarter ending December 2015	7,763	→
Quarter ending March 2016	7,912	→
Quarter ending June 2016	7,971	→
Quarter ending September 2016	8,042	→
Variance since September 2015	3.1%	↑



ACTIVITY

Cumulative percentage of contracted UDA delivered 2016 & 2017



Month	Adjusted Scheduled Activity (UDA)	
	2016	2017
April	868	1,126
May	3,035	2,808
June	4,733	4,339
July	7,953	6,607
August	10,044	8,079
September	12,240	10,086
October	14,028	
November	15,333	
December	16,895	
January	17,958	
February	20,323	
March	22,698	
April	23,428	
May	23,428	
June	23,425	

QUALITY

	Quantity	Base Number	Contract	AT	Region	England
% of FP17s for the same patient ID Re-attending within 3 months - Children	62	1,275	4.9%	9.6%	11.8%	12.4%
% of FP17s for the same patient ID Re-attending within 3 months - Adults	499	4,007	12.5%	14.3%	16.6%	16.7%
% of FP17s for the same patient ID Re-attending between 3 & 9 months - Children	809	1,275	63.5%	60.6%	60.2%	57.4%
% of FP17s for the same patient ID Re-attending between 3 & 9 months - Adults	2,210	4,007	55.2%	52.7%	52.0%	50.5%
% of FP17s for Band 1 Urgent Courses	279	4,923	5.7%	7.7%	9.4%	9.1%
% of FP17s Relating to Free Repair or Replacements	29	4,923	0.6%	0.8%	0.7%	0.8%
% of FP17s Relating to Continuations	129	4,923	2.6%	1.3%	1.2%	1.3%
% of Patients satisfied with the dentistry they have received	8	9	N/A	93.4%	93.6%	93.2%
% of Patients satisfied with the time they had to wait for an appointment	9	9	N/A	88.9%	89.1%	89.0%

* This is based on patients treated on this contract for their most recent course of treatment. Figures in italics indicate the base number of FP17s or Patient Questionnaire responses are less than 100. N/A is shown where the base number of responses is less than 10 during the period. % is calculated as Quantity/Base number*100

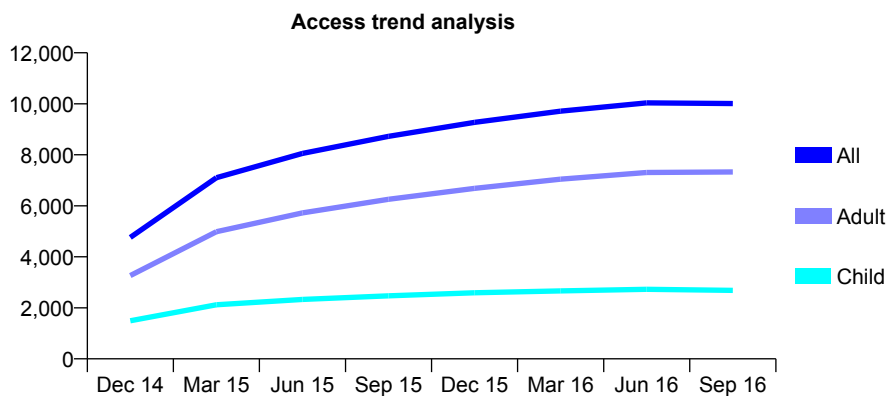
Q64 - Vital Signs At a Glance Contract Report for 101435/0145 - September 2016

Name or company name	IDH Limited
Contract type name	GDS Contract
Purpose of contract	General
Contract start date	01/08/2014
Contract end date	

16/17 Contracted general activity (UDA)	27,780
Carry forward general activity (UDA)	698
16/17 Contracted orthodontic activity (UOA)	0
Carry forward orthodontic activity (UOA)	0
Baseline contract value	£764,438.93

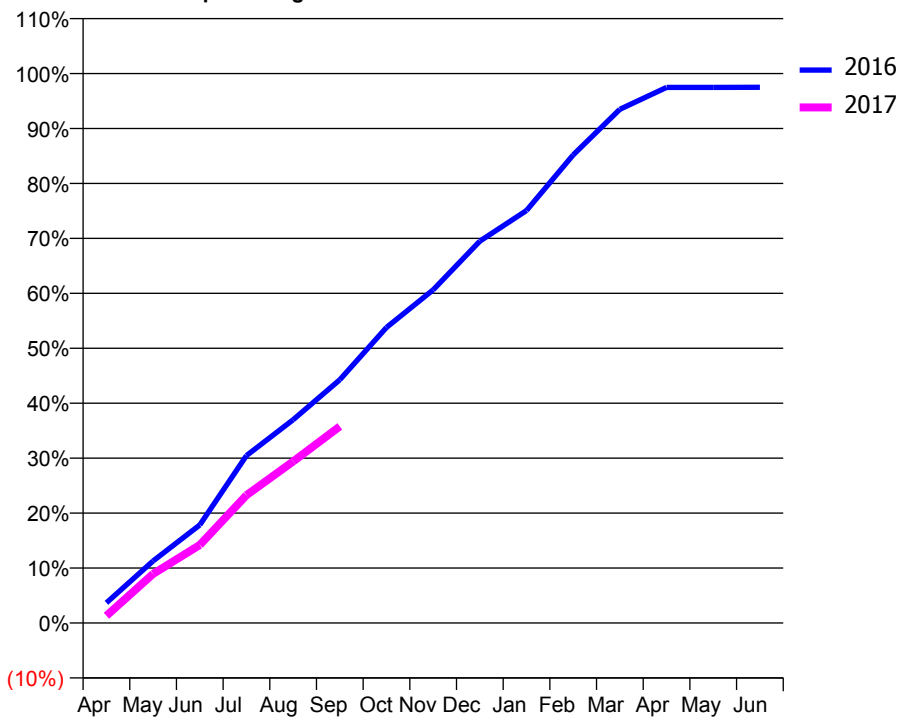
ACCESS*

Patients seen in 24 months	Total	Change since previous quarter
Quarter ending September 2015	8,725	
Quarter ending December 2015	9,272	↑
Quarter ending March 2016	9,713	↑
Quarter ending June 2016	10,034	↑
Quarter ending September 2016	10,011	→
Variance since September 2015	14.7%	↑



ACTIVITY

Cumulative percentage of contracted UDA delivered 2016 & 2017



Month	Adjusted Scheduled Activity (UDA)	
	2016	2017
April	1,022	368
May	3,137	2,484
June	4,959	3,944
July	8,462	6,461
August	10,277	8,165
September	12,299	9,943
October	14,940	
November	16,844	
December	19,307	
January	20,855	
February	23,665	
March	25,974	
April	27,076	
May	27,078	
June	27,082	

QUALITY

	Quantity	Base Number	Contract	AT	Region	England
% of FP17s for the same patient ID Re-attending within 3 months - Children	106	1,690	6.3%	9.6%	11.8%	12.4%
% of FP17s for the same patient ID Re-attending within 3 months - Adults	481	4,153	11.6%	14.3%	16.6%	16.7%
% of FP17s for the same patient ID Re-attending between 3 & 9 months - Children	1,023	1,690	60.5%	60.6%	60.2%	57.4%
% of FP17s for the same patient ID Re-attending between 3 & 9 months - Adults	2,312	4,153	55.7%	52.7%	52.0%	50.5%
% of FP17s for Band 1 Urgent Courses	279	5,370	5.2%	7.7%	9.4%	9.1%
% of FP17s Relating to Free Repair or Replacements	31	5,370	0.6%	0.8%	0.7%	0.8%
% of FP17s Relating to Continuations	130	5,370	2.4%	1.3%	1.2%	1.3%
% of Patients satisfied with the dentistry they have received	12	12	100.0%	93.4%	93.6%	93.2%
% of Patients satisfied with the time they had to wait for an appointment	11	12	91.7%	88.9%	89.1%	89.0%

* This is based on patients treated on this contract for their most recent course of treatment. Figures in italics indicate the base number of FP17s or Patient Questionnaire responses are less than 100. N/A is shown where the base number of responses is less than 10 during the period. % is calculated as Quantity/Base number*100

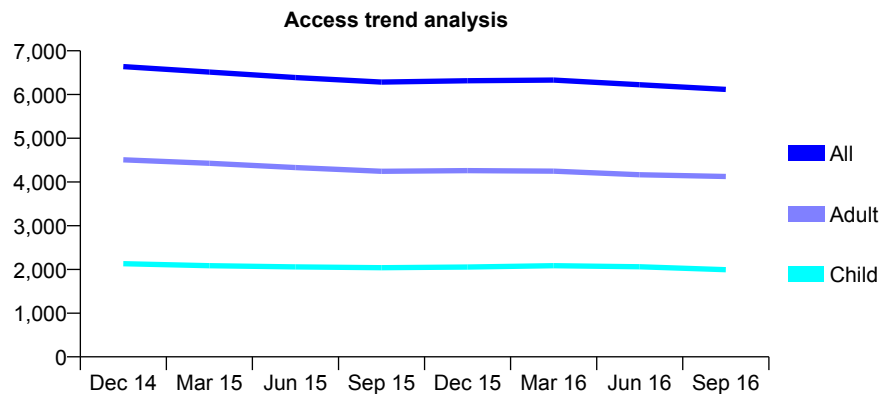
Q64 - Vital Signs At a Glance Contract Report for 101958/0001 - September 2016

Name or company name	Priory Road Dental Practice
Contract type name	GDS Contract
Purpose of contract	General
Contract start date	01/08/2010
Contract end date	

16/17 Contracted general activity (UDA)	22,667
Carry forward general activity (UDA)	514
16/17 Contracted orthodontic activity (UOA)	0
Carry forward orthodontic activity (UOA)	0
Baseline contract value	£620,792.34

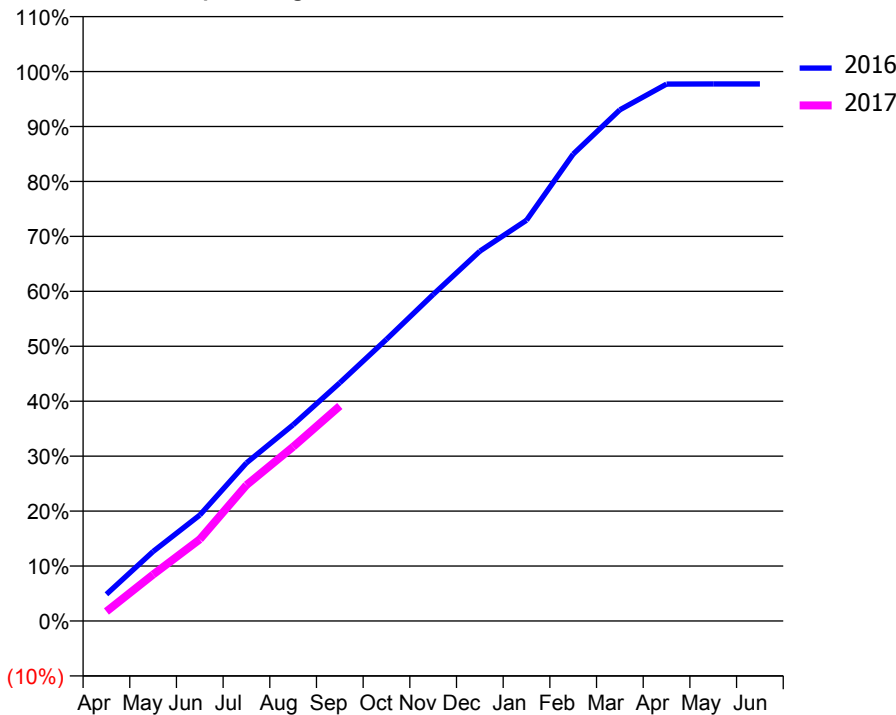
ACCESS*

Patients seen in 24 months	Total	Change since previous quarter
Quarter ending September 2015	6,285	
Quarter ending December 2015	6,316	→
Quarter ending March 2016	6,332	→
Quarter ending June 2016	6,224	↓
Quarter ending September 2016	6,117	↓
Variance since September 2015	(2.7%)	↓



ACTIVITY

Cumulative percentage of contracted UDA delivered 2016 & 2017



Month	Adjusted Scheduled Activity (UDA)	
	2016	2017
April	1,100	392
May	2,870	1,919
June	4,373	3,371
July	6,523	5,610
August	8,092	7,185
September	9,829	8,870
October	11,622	
November	13,467	
December	15,255	
January	16,533	
February	19,263	
March	21,087	
April	22,149	
May	22,153	
June	22,153	

QUALITY

	Quantity	Base Number	Contract	AT	Region	England
% of FP17s for the same patient ID Re-attending within 3 months - Children	167	1,761	9.5%	9.6%	11.8%	12.4%
% of FP17s for the same patient ID Re-attending within 3 months - Adults	415	3,324	12.5%	14.3%	16.6%	16.7%
% of FP17s for the same patient ID Re-attending between 3 & 9 months - Children	1,322	1,761	75.1%	60.6%	60.2%	57.4%
% of FP17s for the same patient ID Re-attending between 3 & 9 months - Adults	2,375	3,324	71.5%	52.7%	52.0%	50.5%
% of FP17s for Band 1 Urgent Courses	171	4,650	3.7%	7.7%	9.4%	9.1%
% of FP17s Relating to Free Repair or Replacements	37	4,650	0.8%	0.8%	0.7%	0.8%
% of FP17s Relating to Continuations	34	4,650	0.7%	1.3%	1.2%	1.3%
% of Patients satisfied with the dentistry they have received	7	8	N/A	93.4%	93.6%	93.2%
% of Patients satisfied with the time they had to wait for an appointment	7	8	N/A	88.9%	89.1%	89.0%

* This is based on patients treated on this contract for their most recent course of treatment. Figures in italics indicate the base number of FP17s or Patient Questionnaire responses are less than 100. N/A is shown where the base number of responses is less than 10 during the period. % is calculated as Quantity/Base number*100

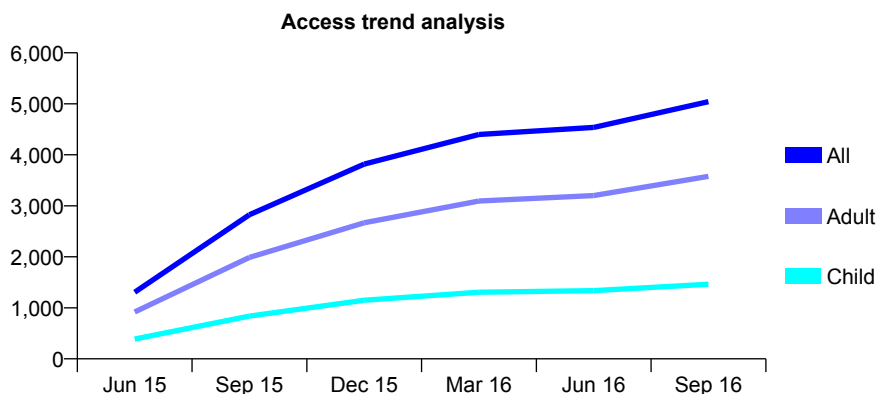
Q64 - Vital Signs At a Glance Contract Report for 105783/0001 - September 2016

Name or company name	Fisherton House Partnership
Contract type name	GDS Contract
Purpose of contract	General
Contract start date	01/04/2015
Contract end date	

16/17 Contracted general activity (UDA)	15,102
Carry forward general activity (UDA)	0
16/17 Contracted orthodontic activity (UOA)	0
Carry forward orthodontic activity (UOA)	0
Baseline contract value	£377,933.77

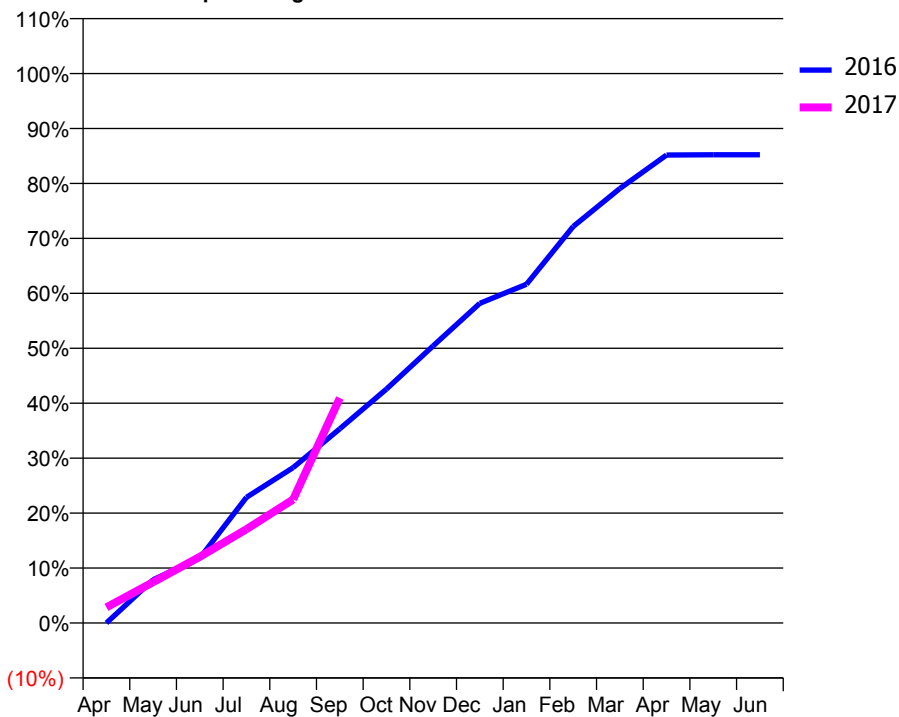
ACCESS*

Patients seen in 24 months	Total	Change since previous quarter
Quarter ending September 2015	2,826	
Quarter ending December 2015	3,819	↑
Quarter ending March 2016	4,399	↑
Quarter ending June 2016	4,538	↑
Quarter ending September 2016	5,042	↑
Variance since September 2015	78.4%	↑



ACTIVITY

Cumulative percentage of contracted UDA delivered 2016 & 2017



Adjusted Scheduled Activity (UDA)

Month	2016	2017
April	0	430
May	1,189	1,122
June	1,783	1,818
July	3,453	2,579
August	4,272	3,395
September	5,338	6,185
October	6,429	
November	7,616	
December	8,785	
January	9,309	
February	10,897	
March	11,943	
April	12,861	
May	12,868	
June	12,868	

QUALITY

	Quantity	Base Number	Contract	AT	Region	England
% of FP17s for the same patient ID Re-attending within 3 months - Children	57	1,205	4.7%	9.6%	11.8%	12.4%
% of FP17s for the same patient ID Re-attending within 3 months - Adults	299	2,834	10.6%	14.3%	16.6%	16.7%
% of FP17s for the same patient ID Re-attending between 3 & 9 months - Children	709	1,205	58.8%	60.6%	60.2%	57.4%
% of FP17s for the same patient ID Re-attending between 3 & 9 months - Adults	1,583	2,834	55.9%	52.7%	52.0%	50.5%
% of FP17s for Band 1 Urgent Courses	133	3,501	3.8%	7.7%	9.4%	9.1%
% of FP17s Relating to Free Repair or Replacements	17	3,501	0.5%	0.8%	0.7%	0.8%
% of FP17s Relating to Continuations	11	3,501	0.3%	1.3%	1.2%	1.3%
% of Patients satisfied with the dentistry they have received	6	6	N/A	93.4%	93.6%	93.2%
% of Patients satisfied with the time they had to wait for an appointment	5	6	N/A	88.9%	89.1%	89.0%

* This is based on patients treated on this contract for their most recent course of treatment. Figures in italics indicate the base number of FP17s or Patient Questionnaire responses are less than 100. N/A is shown where the base number of responses is less than 10 during the period. % is calculated as Quantity/Base number*100

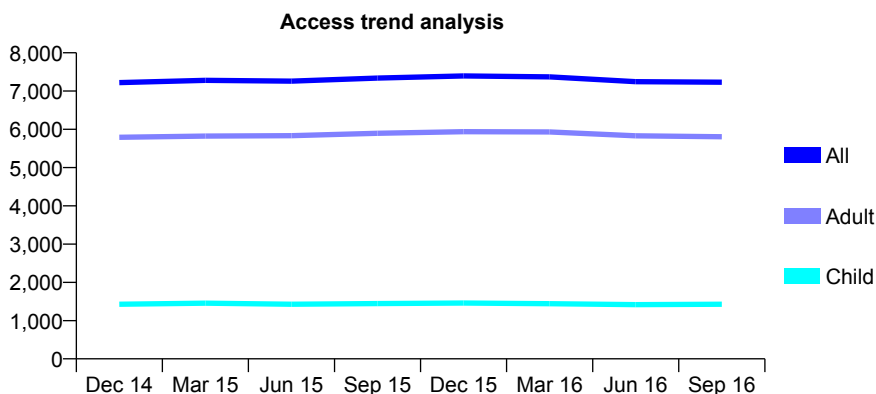
Q64 - Vital Signs At a Glance Contract Report for 107115/0001 - September 2016

Name or company name	IDH 324 & 325 Ltd
Contract type name	GDS Contract
Purpose of contract	General
Contract start date	01/10/2008
Contract end date	

16/17 Contracted general activity (UDA)	24,226
Carry forward general activity (UDA)	0
16/17 Contracted orthodontic activity (UOA)	0
Carry forward orthodontic activity (UOA)	0
Baseline contract value	£679,660.91

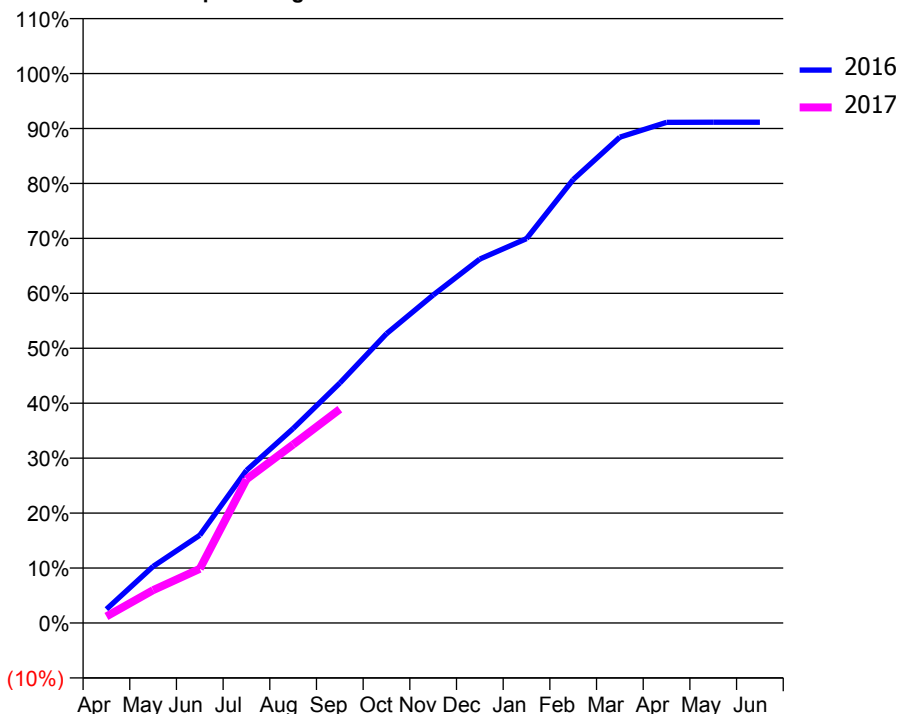
ACCESS*

Patients seen in 24 months	Total	Change since previous quarter
Quarter ending September 2015	7,341	
Quarter ending December 2015	7,396	→
Quarter ending March 2016	7,371	→
Quarter ending June 2016	7,246	↓
Quarter ending September 2016	7,232	→
Variance since September 2015	(1.5%)	↓



ACTIVITY

Cumulative percentage of contracted UDA delivered 2016 & 2017



Month	Adjusted Scheduled Activity (UDA)	
	2016	2017
April	607	290
May	2,497	1,448
June	3,870	2,392
July	6,728	6,333
August	8,572	7,870
September	10,578	9,429
October	12,753	
November	14,462	
December	16,048	
January	16,944	
February	19,551	
March	21,422	
April	22,074	
May	22,075	
June	22,075	

QUALITY

	Quantity	Base Number	Contract	AT	Region	England
% of FP17s for the same patient ID Re-attending within 3 months - Children	65	1,148	5.7%	9.6%	11.8%	12.4%
% of FP17s for the same patient ID Re-attending within 3 months - Adults	598	4,230	14.1%	14.3%	16.6%	16.7%
% of FP17s for the same patient ID Re-attending between 3 & 9 months - Children	709	1,148	61.8%	60.6%	60.2%	57.4%
% of FP17s for the same patient ID Re-attending between 3 & 9 months - Adults	2,487	4,230	58.8%	52.7%	52.0%	50.5%
% of FP17s for Band 1 Urgent Courses	364	4,874	7.5%	7.7%	9.4%	9.1%
% of FP17s Relating to Free Repair or Replacements	43	4,874	0.9%	0.8%	0.7%	0.8%
% of FP17s Relating to Continuations	46	4,874	0.9%	1.3%	1.2%	1.3%
% of Patients satisfied with the dentistry they have received	24	27	88.9%	93.4%	93.6%	93.2%
% of Patients satisfied with the time they had to wait for an appointment	22	27	81.5%	88.9%	89.1%	89.0%

* This is based on patients treated on this contract for their most recent course of treatment. Figures in italics indicate the base number of FP17s or Patient Questionnaire responses are less than 100. N/A is shown where the base number of responses is less than 10 during the period. % is calculated as Quantity/Base number*100

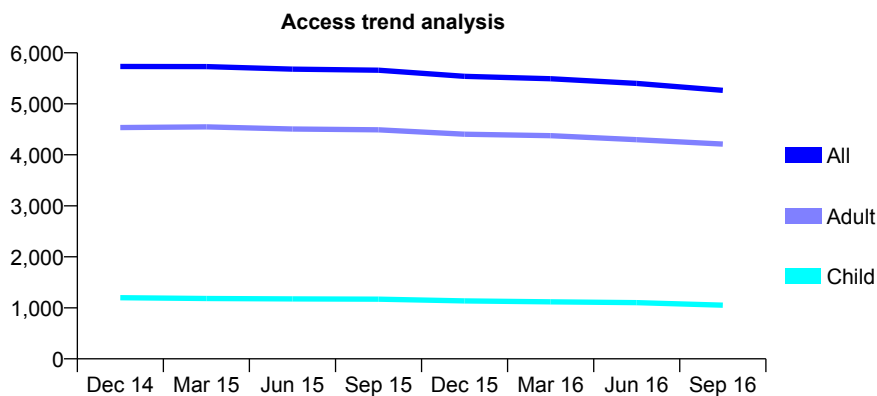
Q64 - Vital Signs At a Glance Contract Report for 107115/0002 - September 2016

Name or company name	IDH 324 & 325 Ltd
Contract type name	GDS Contract
Purpose of contract	General
Contract start date	01/10/2008
Contract end date	

16/17 Contracted general activity (UDA)	17,427
Carry forward general activity (UDA)	0
16/17 Contracted orthodontic activity (UOA)	0
Carry forward orthodontic activity (UOA)	0
Baseline contract value	£447,708.37

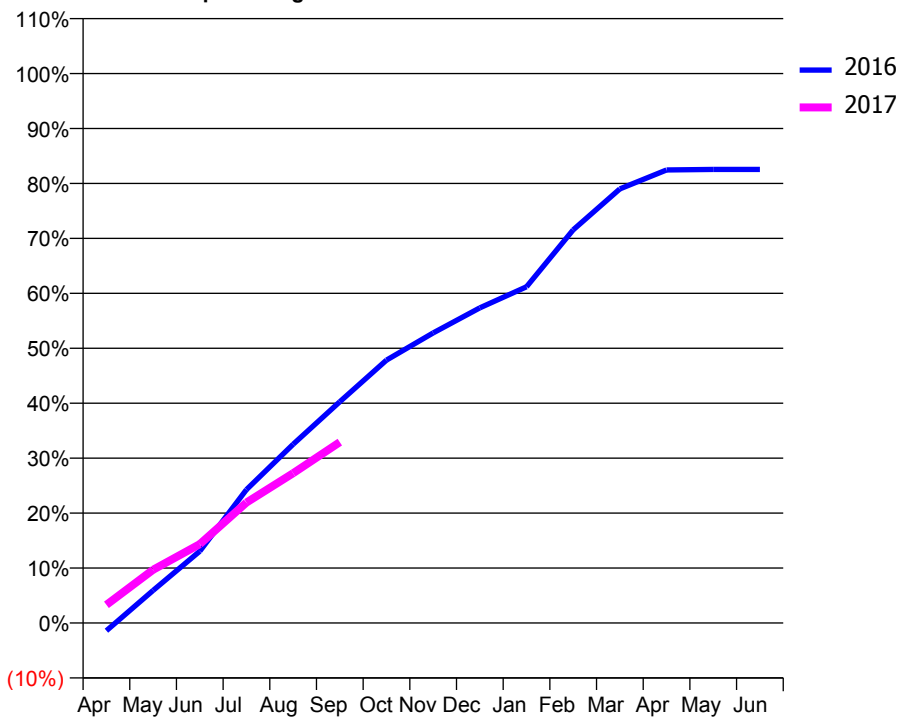
ACCESS*

Patients seen in 24 months	Total	Change since previous quarter
Quarter ending September 2015	5,659	
Quarter ending December 2015	5,538	↓
Quarter ending March 2016	5,491	→
Quarter ending June 2016	5,399	↓
Quarter ending September 2016	5,263	↓
Variance since September 2015	(7.0%)	↓



ACTIVITY

Cumulative percentage of contracted UDA delivered 2016 & 2017



Adjusted Scheduled Activity (UDA)

Month	2016	2017
April	-248	576
May	1,035	1,690
June	2,277	2,501
July	4,229	3,821
August	5,671	4,751
September	7,019	5,738
October	8,337	
November	9,201	
December	9,994	
January	10,665	
February	12,470	
March	13,766	
April	14,368	
May	14,385	
June	14,386	

QUALITY

	Quantity	Base Number	Contract	AT	Region	England
% of FP17s for the same patient ID Re-attending within 3 months - Children	38	674	5.6%	9.6%	11.8%	12.4%
% of FP17s for the same patient ID Re-attending within 3 months - Adults	381	2,833	13.4%	14.3%	16.6%	16.7%
% of FP17s for the same patient ID Re-attending between 3 & 9 months - Children	366	674	54.3%	60.6%	60.2%	57.4%
% of FP17s for the same patient ID Re-attending between 3 & 9 months - Adults	1,468	2,833	51.8%	52.7%	52.0%	50.5%
% of FP17s for Band 1 Urgent Courses	186	3,230	5.8%	7.7%	9.4%	9.1%
% of FP17s Relating to Free Repair or Replacements	24	3,230	0.7%	0.8%	0.7%	0.8%
% of FP17s Relating to Continuations	112	3,230	3.5%	1.3%	1.2%	1.3%
% of Patients satisfied with the dentistry they have received	18	18	100.0%	93.4%	93.6%	93.2%
% of Patients satisfied with the time they had to wait for an appointment	15	18	83.3%	88.9%	89.1%	89.0%

* This is based on patients treated on this contract for their most recent course of treatment. Figures in italics indicate the base number of FP17s or Patient Questionnaire responses are less than 100. N/A is shown where the base number of responses is less than 10 during the period. % is calculated as Quantity/Base number*100

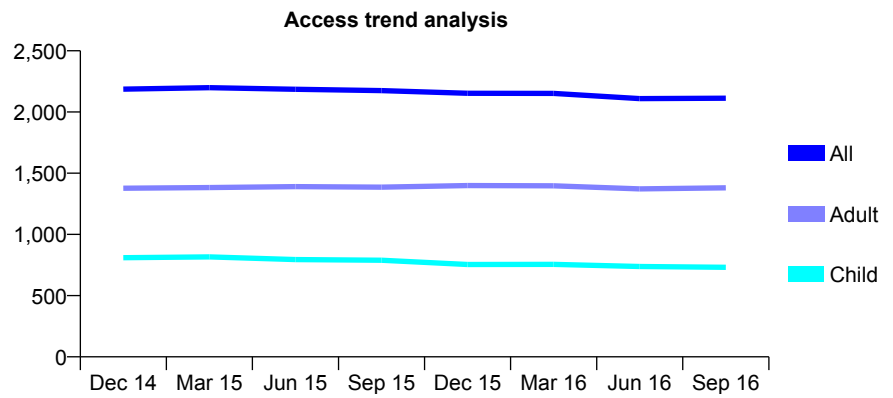
Q64 - Vital Signs At a Glance Contract Report for 108448/0001 - September 2016

Name or company name	Lyndhurst Dental Practice
Contract type name	GDS Contract
Purpose of contract	General
Contract start date	01/04/2006
Contract end date	

16/17 Contracted general activity (UDA)	5,044
Carry forward general activity (UDA)	-26
16/17 Contracted orthodontic activity (UOA)	0
Carry forward orthodontic activity (UOA)	0
Baseline contract value	£106,809.48

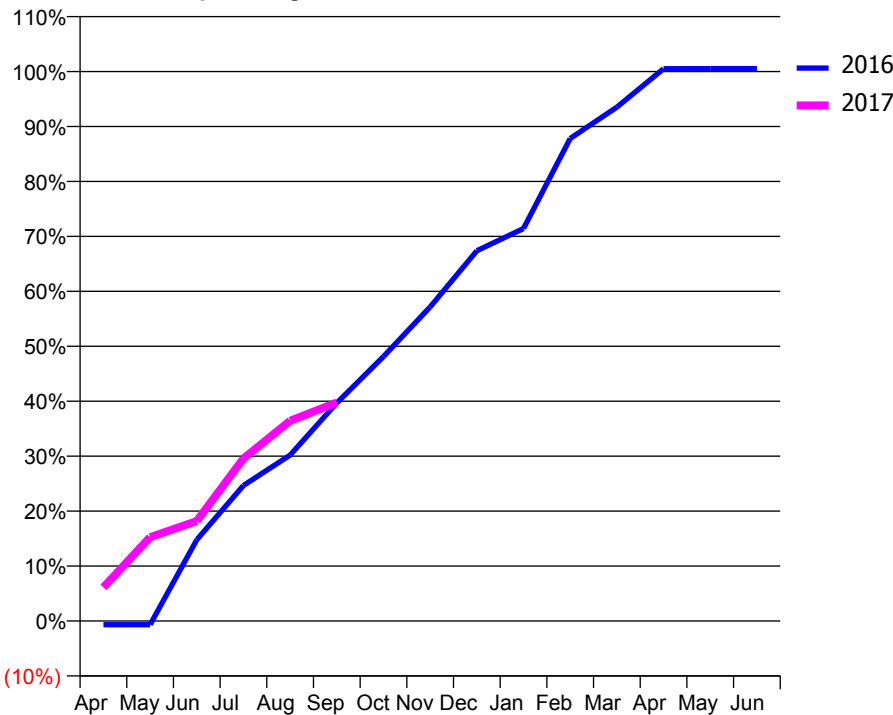
ACCESS*

Patients seen in 24 months	Total	Change since previous quarter
Quarter ending September 2015	2,175	
Quarter ending December 2015	2,153	↓
Quarter ending March 2016	2,152	→
Quarter ending June 2016	2,110	↓
Quarter ending September 2016	2,113	→
Variance since September 2015	(2.9%)	↓



ACTIVITY

Cumulative percentage of contracted UDA delivered 2016 & 2017



Month	Adjusted Scheduled Activity (UDA)	
	2016	2017
April	-35	309
May	-35	769
June	746	917
July	1,244	1,492
August	1,523	1,838
September	2,002	2,005
October	2,428	
November	2,883	
December	3,398	
January	3,603	
February	4,430	
March	4,717	
April	5,069	
May	5,070	
June	5,070	

QUALITY

	Quantity	Base Number	Contract	AT	Region	England
% of FP17s for the same patient ID Re-attending within 3 months - Children	21	510	4.1%	9.6%	11.8%	12.4%
% of FP17s for the same patient ID Re-attending within 3 months - Adults	71	912	7.8%	14.3%	16.6%	16.7%
% of FP17s for the same patient ID Re-attending between 3 & 9 months - Children	330	510	64.7%	60.6%	60.2%	57.4%
% of FP17s for the same patient ID Re-attending between 3 & 9 months - Adults	593	912	65.0%	52.7%	52.0%	50.5%
% of FP17s for Band 1 Urgent Courses	82	1,235	6.6%	7.7%	9.4%	9.1%
% of FP17s Relating to Free Repair or Replacements	0	1,235	0.0%	0.8%	0.7%	0.8%
% of FP17s Relating to Continuations	0	1,235	0.0%	1.3%	1.2%	1.3%
% of Patients satisfied with the dentistry they have received	5	5	N/A	93.4%	93.6%	93.2%
% of Patients satisfied with the time they had to wait for an appointment	5	5	N/A	88.9%	89.1%	89.0%

* This is based on patients treated on this contract for their most recent course of treatment. Figures in italics indicate the base number of FP17s or Patient Questionnaire responses are less than 100. N/A is shown where the base number of responses is less than 10 during the period. % is calculated as Quantity/Base number*100

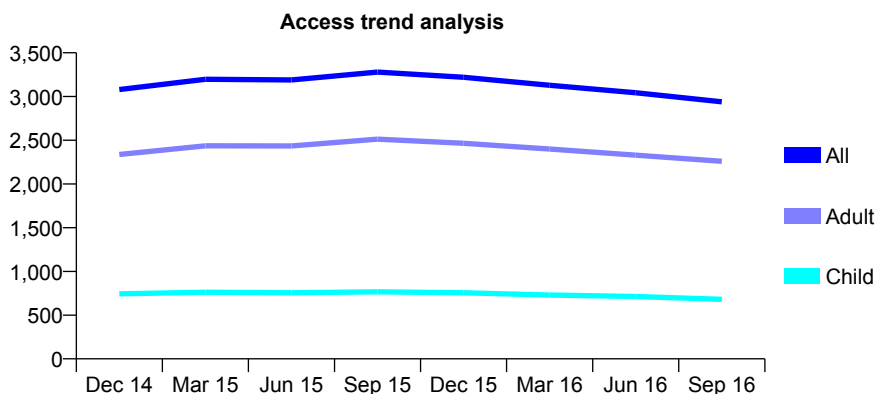
Q64 - Vital Signs At a Glance Contract Report for 108898/0001 - September 2016

Name or company name	MA Surgeries Limited
Contract type name	GDS Contract
Purpose of contract	General
Contract start date	01/04/2013
Contract end date	

16/17 Contracted general activity (UDA)	9,900
Carry forward general activity (UDA)	0
16/17 Contracted orthodontic activity (UOA)	0
Carry forward orthodontic activity (UOA)	0
Baseline contract value	£231,146.35

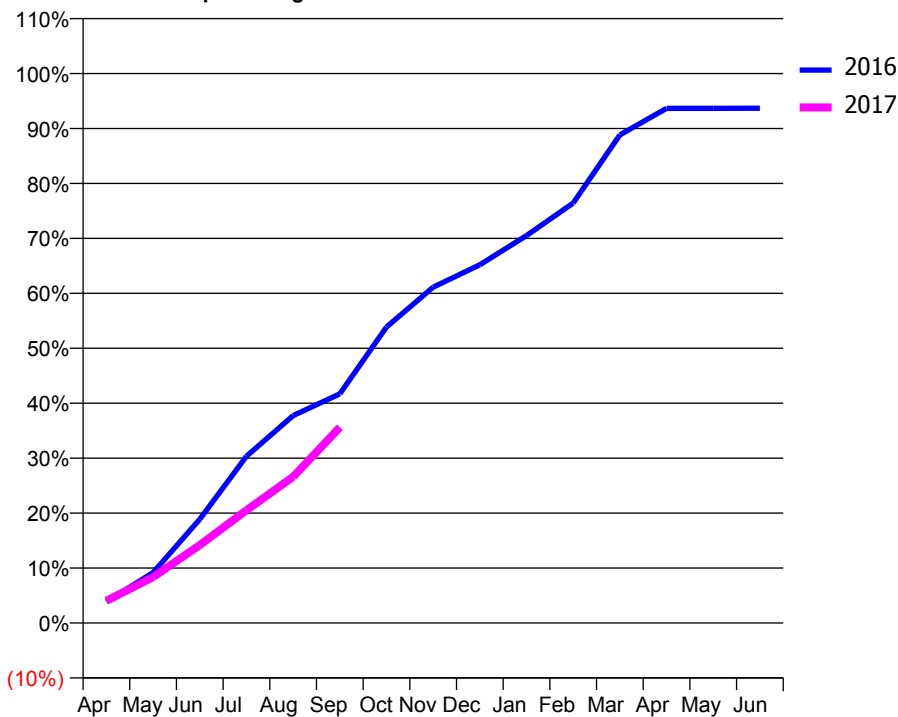
ACCESS*

Patients seen in 24 months	Total	Change since previous quarter
Quarter ending September 2015	3,280	
Quarter ending December 2015	3,220	↓
Quarter ending March 2016	3,129	↓
Quarter ending June 2016	3,043	↓
Quarter ending September 2016	2,940	↓
Variance since September 2015	(10.4%)	↓



ACTIVITY

Cumulative percentage of contracted UDA delivered 2016 & 2017



Month	Adjusted Scheduled Activity (UDA)	
	2016	2017
April	386	399
May	910	827
June	1,871	1,404
July	3,005	2,030
August	3,736	2,635
September	4,128	3,525
October	5,333	
November	6,052	
December	6,454	
January	6,980	
February	7,566	
March	8,793	
April	9,273	
May	9,273	
June	9,274	

QUALITY

	Quantity	Base Number	Contract	AT	Region	England
% of FP17s for the same patient ID Re-attending within 3 months - Children	35	514	6.8%	9.6%	11.8%	12.4%
% of FP17s for the same patient ID Re-attending within 3 months - Adults	162	1,500	10.8%	14.3%	16.6%	16.7%
% of FP17s for the same patient ID Re-attending between 3 & 9 months - Children	361	514	70.2%	60.6%	60.2%	57.4%
% of FP17s for the same patient ID Re-attending between 3 & 9 months - Adults	968	1,500	64.5%	52.7%	52.0%	50.5%
% of FP17s for Band 1 Urgent Courses	81	1,797	4.5%	7.7%	9.4%	9.1%
% of FP17s Relating to Free Repair or Replacements	1	1,797	0.1%	0.8%	0.7%	0.8%
% of FP17s Relating to Continuations	32	1,797	1.8%	1.3%	1.2%	1.3%
% of Patients satisfied with the dentistry they have received	3	4	N/A	93.4%	93.6%	93.2%
% of Patients satisfied with the time they had to wait for an appointment	3	4	N/A	88.9%	89.1%	89.0%

* This is based on patients treated on this contract for their most recent course of treatment. Figures in italics indicate the base number of FP17s or Patient Questionnaire responses are less than 100. N/A is shown where the base number of responses is less than 10 during the period. % is calculated as Quantity/Base number*100

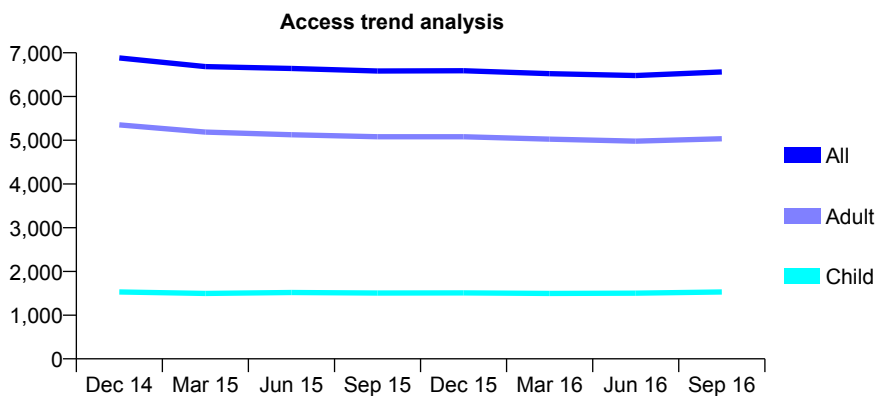
Q64 - Vital Signs At a Glance Contract Report for 108936/0001 - September 2016

Name or company name	Mrs J Starkey
Contract type name	GDS Contract
Purpose of contract	General
Contract start date	01/08/2012
Contract end date	

16/17 Contracted general activity (UDA)	20,000
Carry forward general activity (UDA)	0
16/17 Contracted orthodontic activity (UOA)	0
Carry forward orthodontic activity (UOA)	0
Baseline contract value	£521,675.49

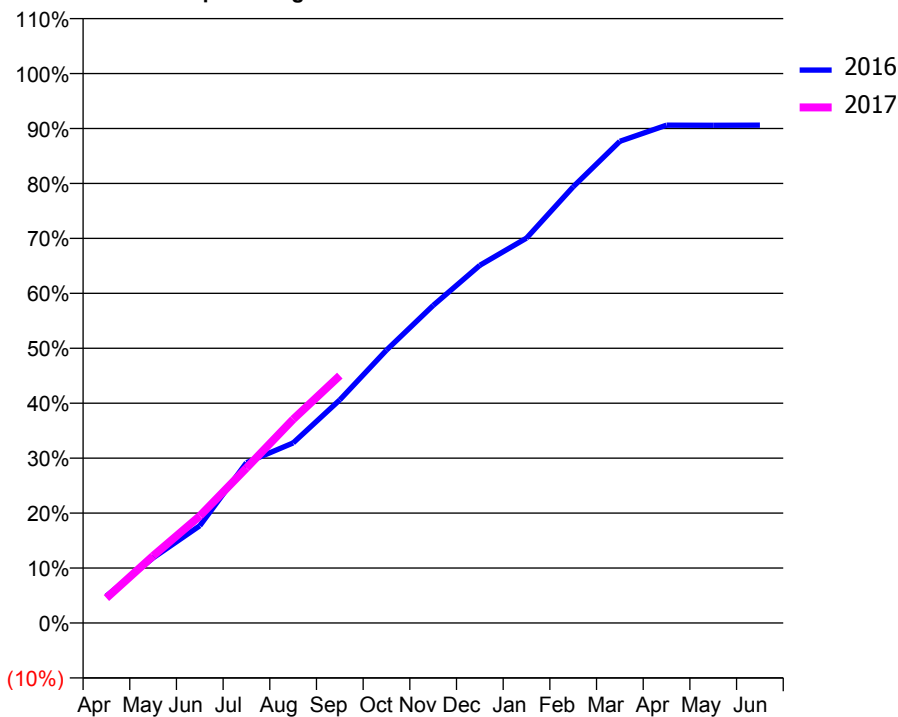
ACCESS*

Patients seen in 24 months	Total	Change since previous quarter
Quarter ending September 2015	6,584	
Quarter ending December 2015	6,590	→
Quarter ending March 2016	6,522	↓
Quarter ending June 2016	6,481	→
Quarter ending September 2016	6,563	→
Variance since September 2015	(0.3%)	→



ACTIVITY

Cumulative percentage of contracted UDA delivered 2016 & 2017



Month	Adjusted Scheduled Activity (UDA)	
	2016	2017
April	982	912
May	2,373	2,442
June	3,539	3,893
July	5,838	5,640
August	6,555	7,413
September	8,121	9,005
October	9,931	
November	11,557	
December	13,022	
January	14,012	
February	15,878	
March	17,533	
April	18,119	
May	18,118	
June	18,118	

QUALITY

	Quantity	Base Number	Contract	AT	Region	England
% of FP17s for the same patient ID Re-attending within 3 months - Children	43	1,214	3.5%	9.6%	11.8%	12.4%
% of FP17s for the same patient ID Re-attending within 3 months - Adults	415	3,931	10.6%	14.3%	16.6%	16.7%
% of FP17s for the same patient ID Re-attending between 3 & 9 months - Children	836	1,214	68.9%	60.6%	60.2%	57.4%
% of FP17s for the same patient ID Re-attending between 3 & 9 months - Adults	2,676	3,931	68.1%	52.7%	52.0%	50.5%
% of FP17s for Band 1 Urgent Courses	248	4,822	5.1%	7.7%	9.4%	9.1%
% of FP17s Relating to Free Repair or Replacements	18	4,822	0.4%	0.8%	0.7%	0.8%
% of FP17s Relating to Continuations	23	4,822	0.5%	1.3%	1.2%	1.3%
% of Patients satisfied with the dentistry they have received	4	4	N/A	93.4%	93.6%	93.2%
% of Patients satisfied with the time they had to wait for an appointment	4	4	N/A	88.9%	89.1%	89.0%

* This is based on patients treated on this contract for their most recent course of treatment. Figures in italics indicate the base number of FP17s or Patient Questionnaire responses are less than 100. N/A is shown where the base number of responses is less than 10 during the period. % is calculated as Quantity/Base number*100

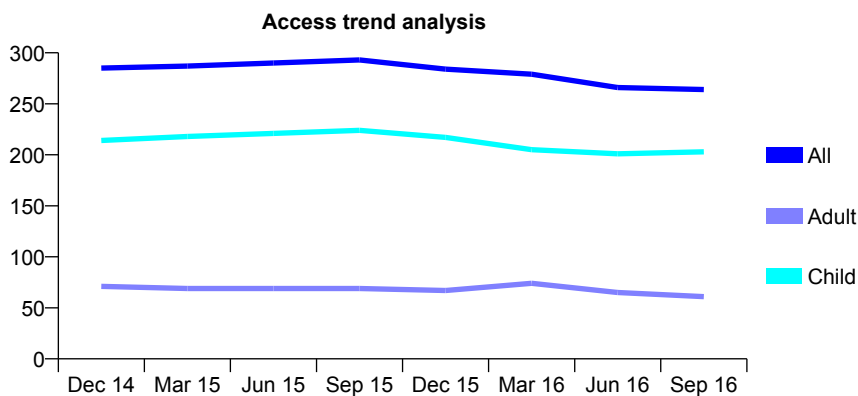
Q64 - Vital Signs At a Glance Contract Report for 109002/0001 - September 2016

Name or company name	Dr Dominic Killian Ltd
Contract type name	GDS Contract
Purpose of contract	General
Contract start date	01/10/2008
Contract end date	

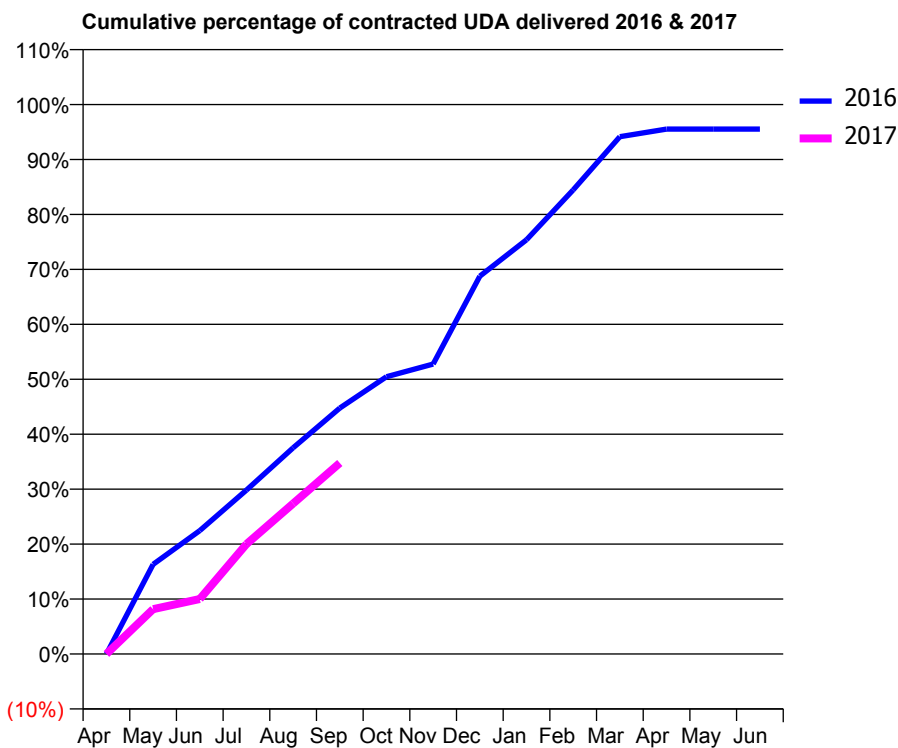
16/17 Contracted general activity (UDA)	650
Carry forward general activity (UDA)	0
16/17 Contracted orthodontic activity (UOA)	0
Carry forward orthodontic activity (UOA)	0
Baseline contract value	£17,690.77

ACCESS*

Patients seen in 24 months	Total	Change since previous quarter
Quarter ending September 2015	293	
Quarter ending December 2015	284	↓
Quarter ending March 2016	279	↓
Quarter ending June 2016	266	↓
Quarter ending September 2016	264	→
Variance since September 2015	(9.9%)	↓



ACTIVITY



Month	Adjusted Scheduled Activity (UDA)	
	2016	2017
April	0	0
May	106	53
June	146	65
July	194	130
August	244	178
September	291	226
October	328	
November	343	
December	447	
January	490	
February	549	
March	612	
April	621	
May	621	
June	621	

QUALITY

	Quantity	Base Number	Contract	AT	Region	England
% of FP17s for the same patient ID Re-attending within 3 months - Children	4	150	2.7%	9.6%	11.8%	12.4%
% of FP17s for the same patient ID Re-attending within 3 months - Adults	1	24	4.2%	14.3%	16.6%	16.7%
% of FP17s for the same patient ID Re-attending between 3 & 9 months - Children	111	150	74.0%	60.6%	60.2%	57.4%
% of FP17s for the same patient ID Re-attending between 3 & 9 months - Adults	20	24	83.3%	52.7%	52.0%	50.5%
% of FP17s for Band 1 Urgent Courses	0	169	0.0%	7.7%	9.4%	9.1%
% of FP17s Relating to Free Repair or Replacements	0	169	0.0%	0.8%	0.7%	0.8%
% of FP17s Relating to Continuations	0	169	0.0%	1.3%	1.2%	1.3%
% of Patients satisfied with the dentistry they have received	0	0	N/A	93.4%	93.6%	93.2%
% of Patients satisfied with the time they had to wait for an appointment	0	0	N/A	88.9%	89.1%	89.0%

* This is based on patients treated on this contract for their most recent course of treatment. Figures in italics indicate the base number of FP17s or Patient Questionnaire responses are less than 100. N/A is shown where the base number of responses is less than 10 during the period. % is calculated as Quantity/Base number*100

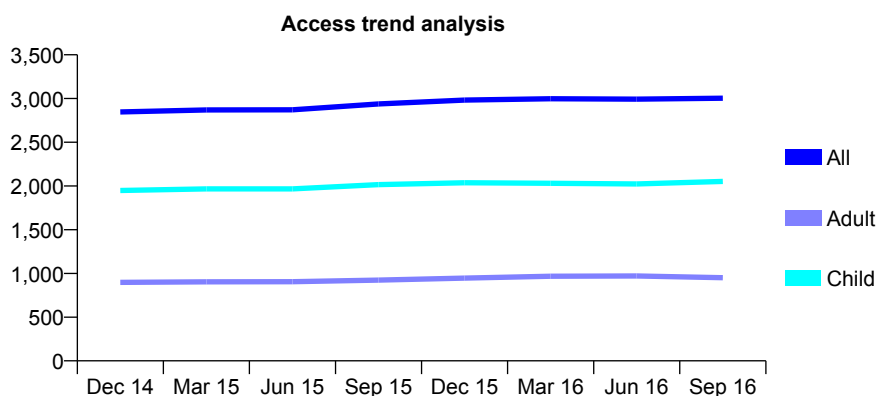
Q64 - Vital Signs At a Glance Contract Report for 113387/0001 - September 2016

Name or company name	Hanlon, Gardner Dental Surgeons
Contract type name	GDS Contract
Purpose of contract	General and Orthodontic
Contract start date	01/04/2006
Contract end date	

16/17 Contracted general activity (UDA)	6,000
Carry forward general activity (UDA)	131
16/17 Contracted orthodontic activity (UOA)	896
Carry forward orthodontic activity (UOA)	0
Baseline contract value	£188,745.31

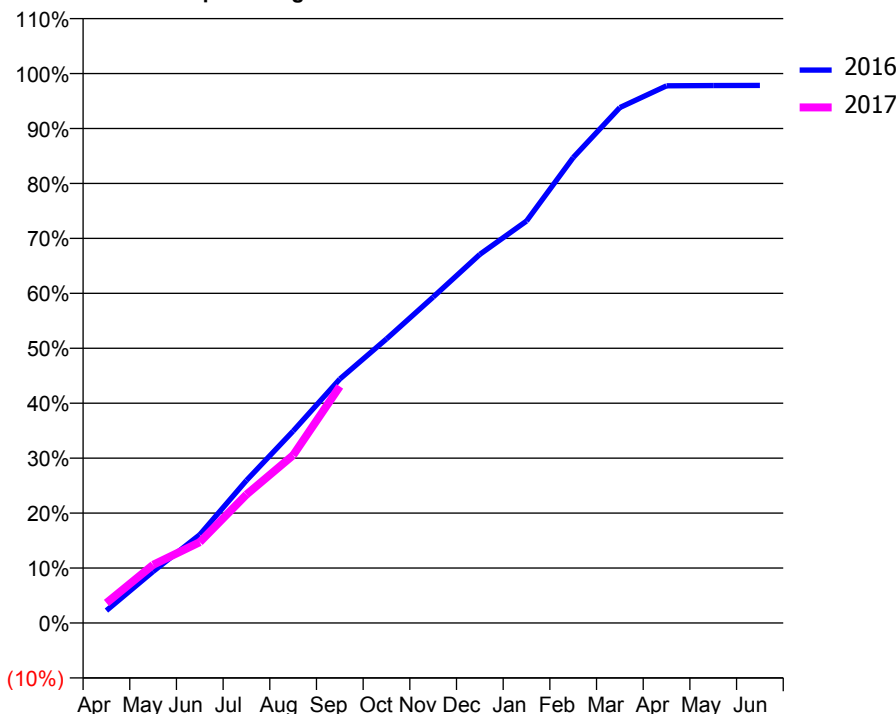
ACCESS*

Patients seen in 24 months	Total	Change since previous quarter
Quarter ending September 2015	2,938	
Quarter ending December 2015	2,983	→
Quarter ending March 2016	2,998	→
Quarter ending June 2016	2,993	→
Quarter ending September 2016	3,003	→
Variance since September 2015	2.2%	↑



ACTIVITY

Cumulative percentage of contracted UDA delivered 2016 & 2017



Month	Adjusted Scheduled Activity (UDA)	
	2016	2017
April	137	220
May	563	636
June	964	883
July	1,557	1,403
August	2,096	1,833
September	2,664	2,584
October	3,102	
November	3,559	
December	4,025	
January	4,389	
February	5,082	
March	5,628	
April	5,865	
May	5,868	
June	5,869	

QUALITY

	Quantity	Base Number	Contract	AT	Region	England
% of FP17s for the same patient ID Re-attending within 3 months - Children	203	1,619	12.5%	9.6%	11.8%	12.4%
% of FP17s for the same patient ID Re-attending within 3 months - Adults	87	544	16.0%	14.3%	16.6%	16.7%
% of FP17s for the same patient ID Re-attending between 3 & 9 months - Children	979	1,619	60.5%	60.6%	60.2%	57.4%
% of FP17s for the same patient ID Re-attending between 3 & 9 months - Adults	299	544	55.0%	52.7%	52.0%	50.5%
% of FP17s for Band 1 Urgent Courses	74	1,919	3.9%	7.7%	9.4%	9.1%
% of FP17s Relating to Free Repair or Replacements	0	1,919	0.0%	0.8%	0.7%	0.8%
% of FP17s Relating to Continuations	62	1,919	3.2%	1.3%	1.2%	1.3%
% of Patients satisfied with the dentistry they have received	1	2	N/A	93.4%	93.6%	93.2%
% of Patients satisfied with the time they had to wait for an appointment	1	2	N/A	88.9%	89.1%	89.0%

* This is based on patients treated on this contract for their most recent course of treatment. Figures in italics indicate the base number of FP17s or Patient Questionnaire responses are less than 100. N/A is shown where the base number of responses is less than 10 during the period. % is calculated as Quantity/Base number*100

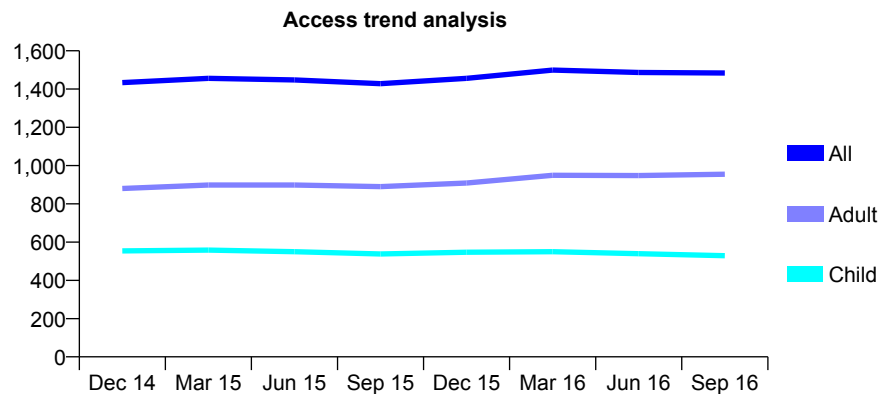
Q64 - Vital Signs At a Glance Contract Report for 114588/0001 - September 2016

Name or company name	Ferndale Dental Clinic Limited
Contract type name	GDS Contract
Purpose of contract	General
Contract start date	01/04/2008
Contract end date	

16/17 Contracted general activity (UDA)	6,764
Carry forward general activity (UDA)	144
16/17 Contracted orthodontic activity (UOA)	0
Carry forward orthodontic activity (UOA)	0
Baseline contract value	£163,464.03

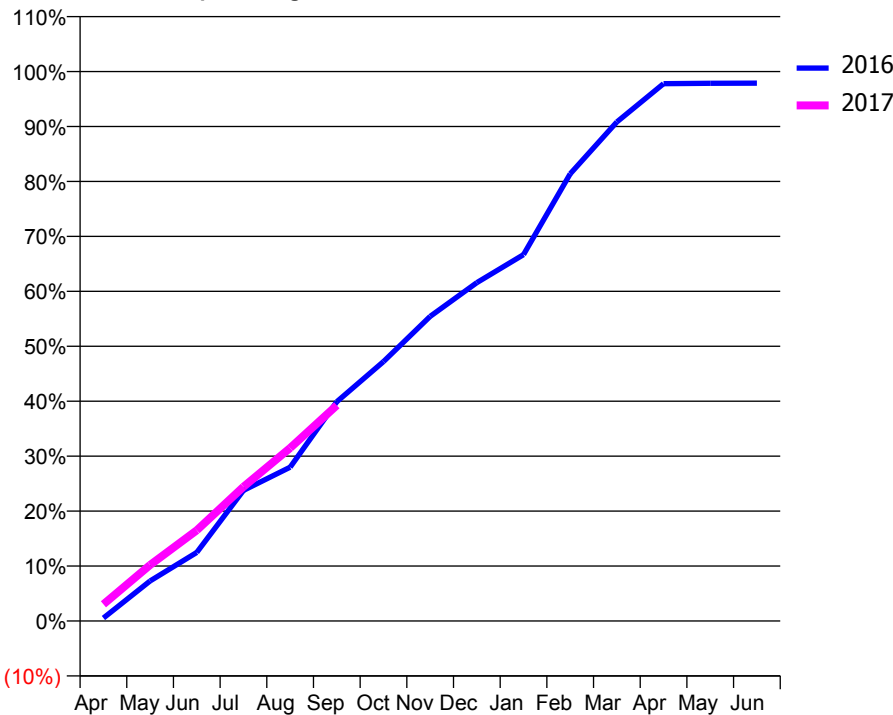
ACCESS*

Patients seen in 24 months	Total	Change since previous quarter
Quarter ending September 2015	1,428	
Quarter ending December 2015	1,456	→
Quarter ending March 2016	1,499	↑
Quarter ending June 2016	1,487	→
Quarter ending September 2016	1,484	→
Variance since September 2015	3.9%	↑



ACTIVITY

Cumulative percentage of contracted UDA delivered 2016 & 2017



Month	Adjusted Scheduled Activity (UDA)	
	2016	2017
April	38	205
May	494	689
June	845	1,118
July	1,608	1,652
August	1,893	2,129
September	2,699	2,656
October	3,194	
November	3,750	
December	4,165	
January	4,509	
February	5,505	
March	6,142	
April	6,614	
May	6,619	
June	6,620	

QUALITY

	Quantity	Base Number	Contract	AT	Region	England
% of FP17s for the same patient ID Re-attending within 3 months - Children	23	466	4.9%	9.6%	11.8%	12.4%
% of FP17s for the same patient ID Re-attending within 3 months - Adults	92	740	12.4%	14.3%	16.6%	16.7%
% of FP17s for the same patient ID Re-attending between 3 & 9 months - Children	386	466	82.8%	60.6%	60.2%	57.4%
% of FP17s for the same patient ID Re-attending between 3 & 9 months - Adults	527	740	71.2%	52.7%	52.0%	50.5%
% of FP17s for Band 1 Urgent Courses	38	1,025	3.7%	7.7%	9.4%	9.1%
% of FP17s Relating to Free Repair or Replacements	8	1,025	0.8%	0.8%	0.7%	0.8%
% of FP17s Relating to Continuations	8	1,025	0.8%	1.3%	1.2%	1.3%
% of Patients satisfied with the dentistry they have received	2	3	N/A	93.4%	93.6%	93.2%
% of Patients satisfied with the time they had to wait for an appointment	3	3	N/A	88.9%	89.1%	89.0%

* This is based on patients treated on this contract for their most recent course of treatment. Figures in italics indicate the base number of FP17s or Patient Questionnaire responses are less than 100. N/A is shown where the base number of responses is less than 10 during the period. % is calculated as Quantity/Base number*100

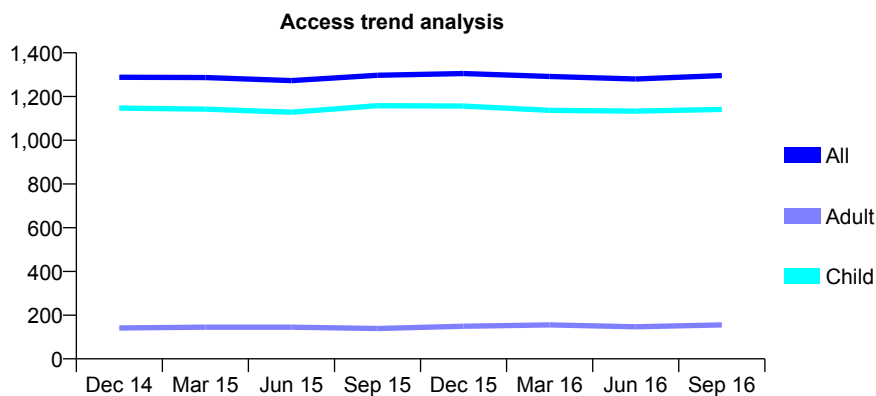
Q64 - Vital Signs At a Glance Contract Report for 117617/0001 - September 2016

Name or company name	Barley Mow Dental Care
Contract type name	GDS Contract
Purpose of contract	General
Contract start date	01/04/2006
Contract end date	

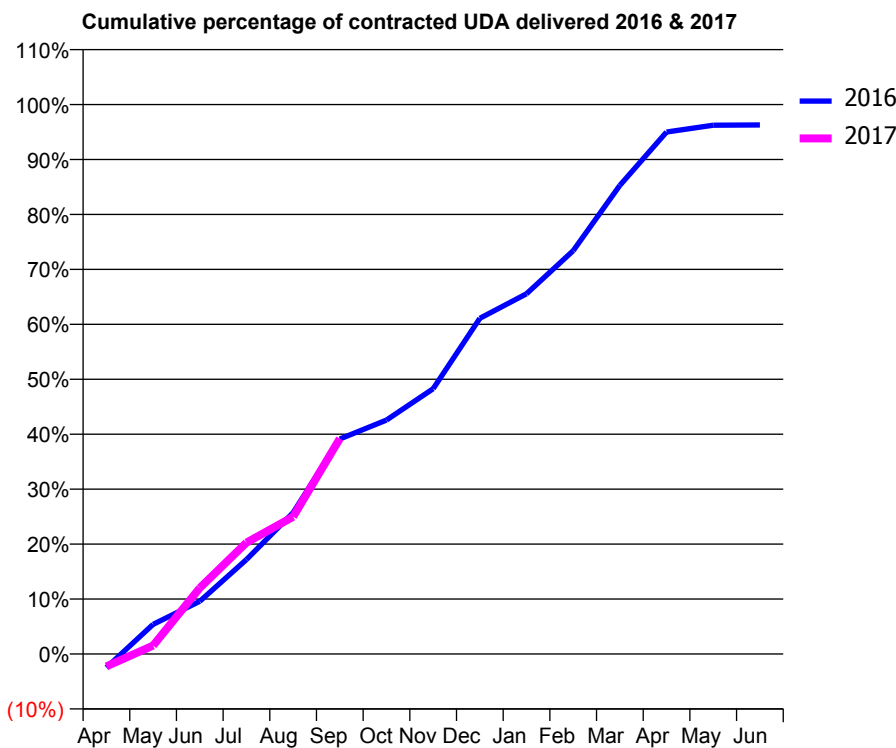
16/17 Contracted general activity (UDA)	3,100
Carry forward general activity (UDA)	115
16/17 Contracted orthodontic activity (UOA)	0
Carry forward orthodontic activity (UOA)	0
Baseline contract value	£73,828.96

ACCESS*

Patients seen in 24 months	Total	Change since previous quarter
Quarter ending September 2015	1,297	
Quarter ending December 2015	1,305	→
Quarter ending March 2016	1,292	→
Quarter ending June 2016	1,280	→
Quarter ending September 2016	1,296	→
Variance since September 2015	(0.1%)	→



ACTIVITY



Month	Adjusted Scheduled Activity (UDA)	
	2016	2017
April	-77	-71
May	167	48
June	298	372
July	533	629
August	798	774
September	1,213	1,215
October	1,320	
November	1,497	
December	1,894	
January	2,033	
February	2,275	
March	2,644	
April	2,945	
May	2,983	
June	2,985	

QUALITY

	Quantity	Base Number	Contract	AT	Region	England
% of FP17s for the same patient ID Re-attending within 3 months - Children	130	1,179	11.0%	9.6%	11.8%	12.4%
% of FP17s for the same patient ID Re-attending within 3 months - Adults	0	13	0.0%	14.3%	16.6%	16.7%
% of FP17s for the same patient ID Re-attending between 3 & 9 months - Children	736	1,179	62.4%	60.6%	60.2%	57.4%
% of FP17s for the same patient ID Re-attending between 3 & 9 months - Adults	8	13	61.5%	52.7%	52.0%	50.5%
% of FP17s for Band 1 Urgent Courses	16	988	1.6%	7.7%	9.4%	9.1%
% of FP17s Relating to Free Repair or Replacements	0	988	0.0%	0.8%	0.7%	0.8%
% of FP17s Relating to Continuations	0	988	0.0%	1.3%	1.2%	1.3%
% of Patients satisfied with the dentistry they have received	0	0	N/A	93.4%	93.6%	93.2%
% of Patients satisfied with the time they had to wait for an appointment	0	0	N/A	88.9%	89.1%	89.0%

* This is based on patients treated on this contract for their most recent course of treatment. Figures in italics indicate the base number of FP17s or Patient Questionnaire responses are less than 100. N/A is shown where the base number of responses is less than 10 during the period. % is calculated as Quantity/Base number*100

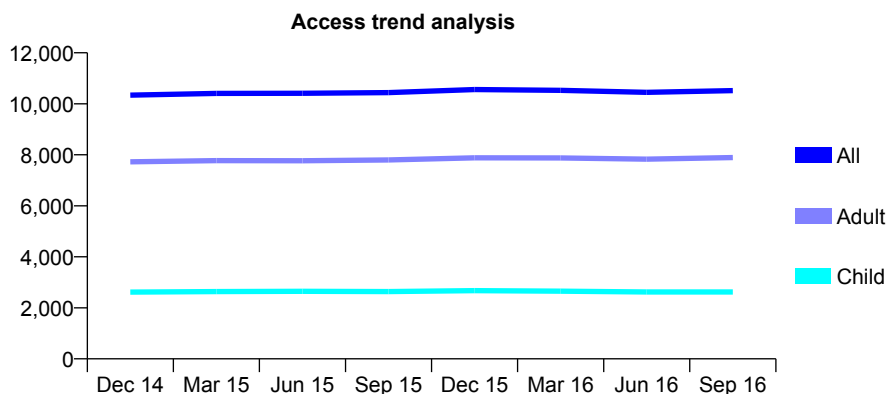
Q64 - Vital Signs At a Glance Contract Report for 117811/0001 - September 2016

Name or company name	Chipping Manor Dental Practice Ltd.
Contract type name	GDS Contract
Purpose of contract	General
Contract start date	01/04/2008
Contract end date	

16/17 Contracted general activity (UDA)	33,004
Carry forward general activity (UDA)	183
16/17 Contracted orthodontic activity (UOA)	0
Carry forward orthodontic activity (UOA)	0
Baseline contract value	£894,559.02

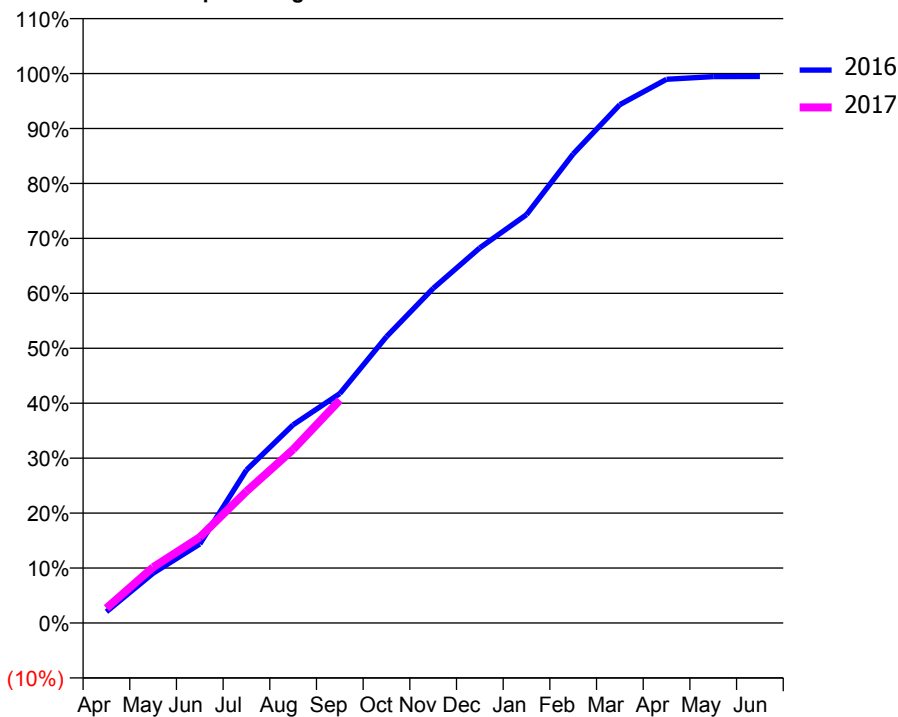
ACCESS*

Patients seen in 24 months	Total	Change since previous quarter
Quarter ending September 2015	10,437	
Quarter ending December 2015	10,557	→
Quarter ending March 2016	10,527	→
Quarter ending June 2016	10,452	→
Quarter ending September 2016	10,519	→
Variance since September 2015	0.8%	→



ACTIVITY

Cumulative percentage of contracted UDA delivered 2016 & 2017



Month	Adjusted Scheduled Activity (UDA)	
	2016	2017
April	676	893
May	2,992	3,355
June	4,745	5,153
July	9,187	7,907
August	11,903	10,422
September	13,776	13,389
October	17,198	
November	20,096	
December	22,533	
January	24,531	
February	28,170	
March	31,132	
April	32,660	
May	32,818	
June	32,821	

QUALITY

	Quantity	Base Number	Contract	AT	Region	England
% of FP17s for the same patient ID Re-attending within 3 months - Children	133	1,981	6.7%	9.6%	11.8%	12.4%
% of FP17s for the same patient ID Re-attending within 3 months - Adults	879	5,407	16.3%	14.3%	16.6%	16.7%
% of FP17s for the same patient ID Re-attending between 3 & 9 months - Children	1,320	1,981	66.6%	60.6%	60.2%	57.4%
% of FP17s for the same patient ID Re-attending between 3 & 9 months - Adults	2,877	5,407	53.2%	52.7%	52.0%	50.5%
% of FP17s for Band 1 Urgent Courses	625	6,166	10.1%	7.7%	9.4%	9.1%
% of FP17s Relating to Free Repair or Replacements	99	6,166	1.6%	0.8%	0.7%	0.8%
% of FP17s Relating to Continuations	44	6,166	0.7%	1.3%	1.2%	1.3%
% of Patients satisfied with the dentistry they have received	24	24	100.0%	93.4%	93.6%	93.2%
% of Patients satisfied with the time they had to wait for an appointment	23	24	95.8%	88.9%	89.1%	89.0%

* This is based on patients treated on this contract for their most recent course of treatment. Figures in italics indicate the base number of FP17s or Patient Questionnaire responses are less than 100. N/A is shown where the base number of responses is less than 10 during the period. % is calculated as Quantity/Base number*100

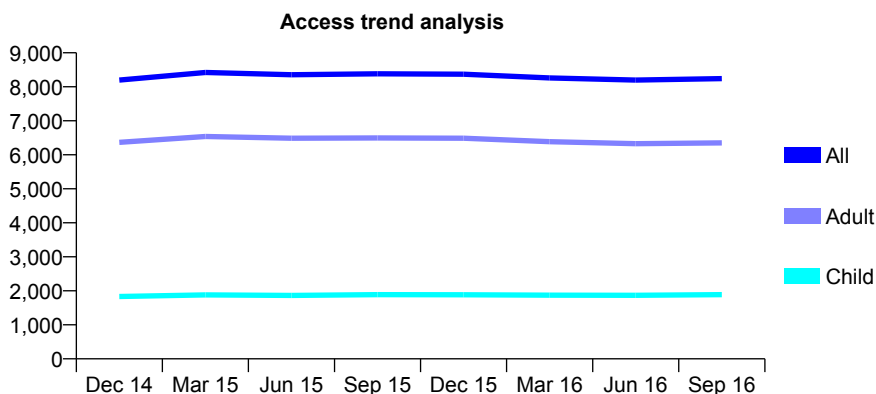
Q64 - Vital Signs At a Glance Contract Report for 117811/0002 - September 2016

Name or company name	Chipping Manor Dental Practice Ltd.
Contract type name	GDS Contract
Purpose of contract	General
Contract start date	17/09/2008
Contract end date	

16/17 Contracted general activity (UDA)	26,100
Carry forward general activity (UDA)	0
16/17 Contracted orthodontic activity (UOA)	0
Carry forward orthodontic activity (UOA)	0
Baseline contract value	£676,201.44

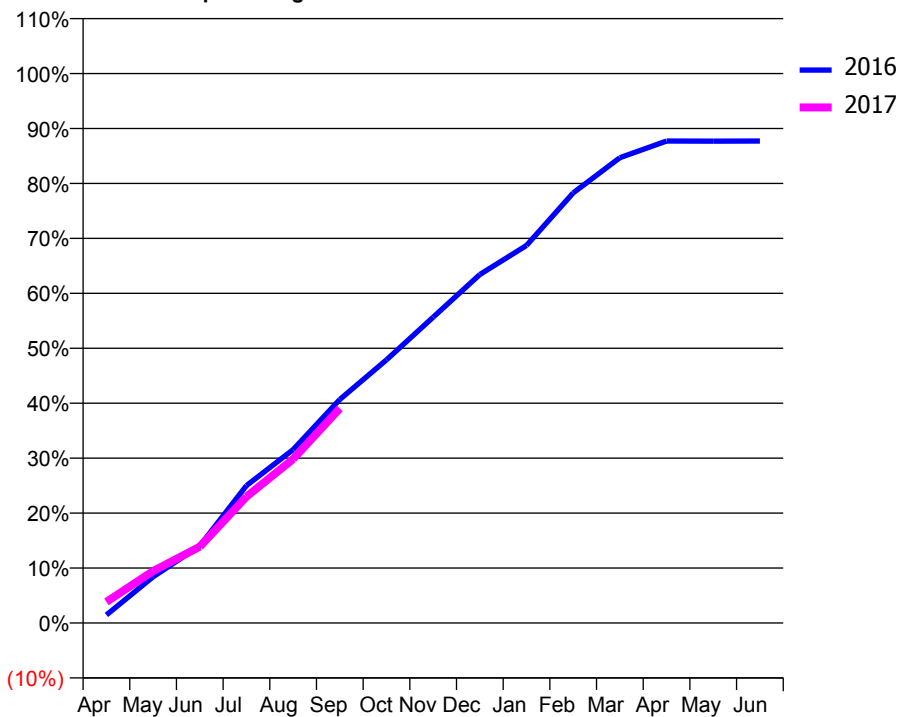
ACCESS*

Patients seen in 24 months	Total	Change since previous quarter
Quarter ending September 2015	8,384	
Quarter ending December 2015	8,371	→
Quarter ending March 2016	8,259	↓
Quarter ending June 2016	8,198	→
Quarter ending September 2016	8,240	→
Variance since September 2015	(1.7%)	↓



ACTIVITY

Cumulative percentage of contracted UDA delivered 2016 & 2017



Adjusted Scheduled Activity (UDA)

Month	2016	2017
April	381	1,006
May	2,194	2,468
June	3,667	3,629
July	6,528	5,999
August	8,239	7,790
September	10,621	10,191
October	12,501	
November	14,529	
December	16,552	
January	17,936	
February	20,427	
March	22,103	
April	22,890	
May	22,890	
June	22,893	

QUALITY

	Quantity	Base Number	Contract	AT	Region	England
% of FP17s for the same patient ID Re-attending within 3 months - Children	69	1,336	5.2%	9.6%	11.8%	12.4%
% of FP17s for the same patient ID Re-attending within 3 months - Adults	528	4,216	12.5%	14.3%	16.6%	16.7%
% of FP17s for the same patient ID Re-attending between 3 & 9 months - Children	775	1,336	58.0%	60.6%	60.2%	57.4%
% of FP17s for the same patient ID Re-attending between 3 & 9 months - Adults	2,083	4,216	49.4%	52.7%	52.0%	50.5%
% of FP17s for Band 1 Urgent Courses	376	5,177	7.3%	7.7%	9.4%	9.1%
% of FP17s Relating to Free Repair or Replacements	102	5,177	2.0%	0.8%	0.7%	0.8%
% of FP17s Relating to Continuations	51	5,177	1.0%	1.3%	1.2%	1.3%
% of Patients satisfied with the dentistry they have received	11	11	100.0%	93.4%	93.6%	93.2%
% of Patients satisfied with the time they had to wait for an appointment	10	11	90.9%	88.9%	89.1%	89.0%

* This is based on patients treated on this contract for their most recent course of treatment. Figures in italics indicate the base number of FP17s or Patient Questionnaire responses are less than 100. N/A is shown where the base number of responses is less than 10 during the period. % is calculated as Quantity/Base number*100

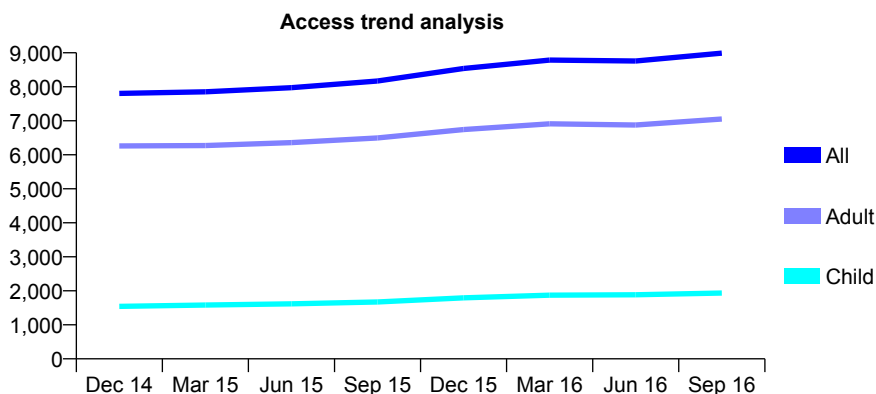
Q64 - Vital Signs At a Glance Contract Report for 118060/0029 - September 2016

Name or company name	Genix Healthcare Ltd
Contract type name	PDS Plus Contract
Purpose of contract	General
Contract start date	15/09/2011
Contract end date	14/09/2018

16/17 Contracted general activity (UDA)	24,000
Carry forward general activity (UDA)	0
16/17 Contracted orthodontic activity (UOA)	0
Carry forward orthodontic activity (UOA)	0
Baseline contract value	£327,814.61

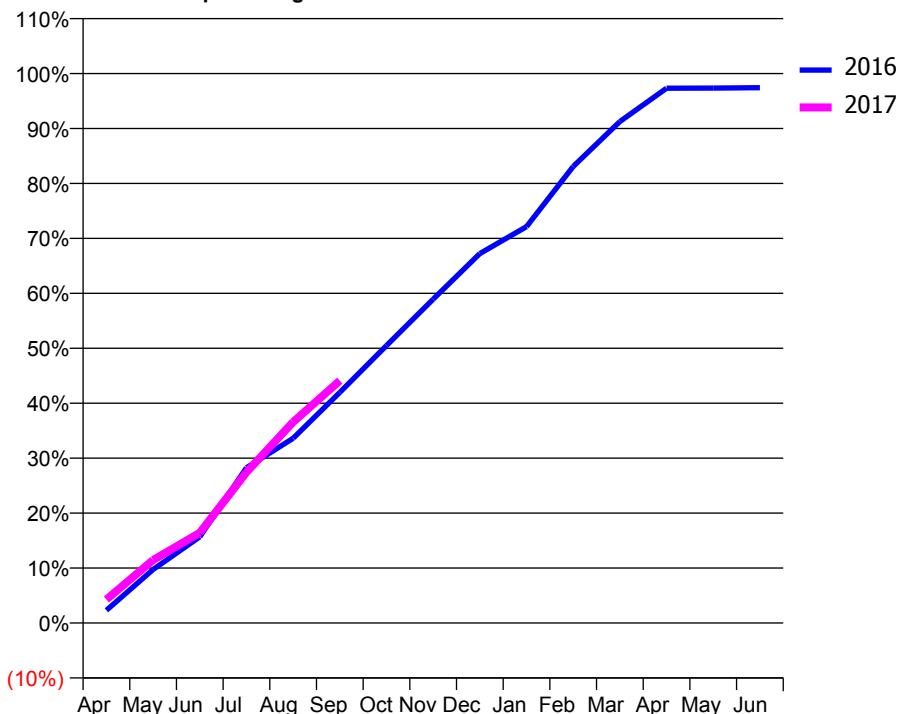
ACCESS*

Patients seen in 24 months	Total	Change since previous quarter
Quarter ending September 2015	8,169	
Quarter ending December 2015	8,540	↑
Quarter ending March 2016	8,785	↑
Quarter ending June 2016	8,759	→
Quarter ending September 2016	8,989	↑
Variance since September 2015	10.0%	↑



ACTIVITY

Cumulative percentage of contracted UDA delivered 2016 & 2017



Month	Adjusted Scheduled Activity (UDA)	
	2016	2017
April	558	1,028
May	2,340	2,751
June	3,763	3,938
July	6,782	6,582
August	8,071	8,780
September	10,072	10,585
October	12,118	
November	14,143	
December	16,137	
January	17,310	
February	19,938	
March	21,902	
April	23,358	
May	23,365	
June	23,381	

QUALITY

	Quantity	Base Number	Contract	AT	Region	England
% of FP17s for the same patient ID Re-attending within 3 months - Children	66	1,432	4.6%	9.6%	11.8%	12.4%
% of FP17s for the same patient ID Re-attending within 3 months - Adults	499	4,656	10.7%	14.3%	16.6%	16.7%
% of FP17s for the same patient ID Re-attending between 3 & 9 months - Children	930	1,432	64.9%	60.6%	60.2%	57.4%
% of FP17s for the same patient ID Re-attending between 3 & 9 months - Adults	2,646	4,656	56.8%	52.7%	52.0%	50.5%
% of FP17s for Band 1 Urgent Courses	181	5,469	3.3%	7.7%	9.4%	9.1%
% of FP17s Relating to Free Repair or Replacements	53	5,469	1.0%	0.8%	0.7%	0.8%
% of FP17s Relating to Continuations	53	5,469	1.0%	1.3%	1.2%	1.3%
% of Patients satisfied with the dentistry they have received	36	39	92.3%	93.4%	93.6%	93.2%
% of Patients satisfied with the time they had to wait for an appointment	35	39	89.7%	88.9%	89.1%	89.0%

* This is based on patients treated on this contract for their most recent course of treatment. Figures in italics indicate the base number of FP17s or Patient Questionnaire responses are less than 100. N/A is shown where the base number of responses is less than 10 during the period. % is calculated as Quantity/Base number*100

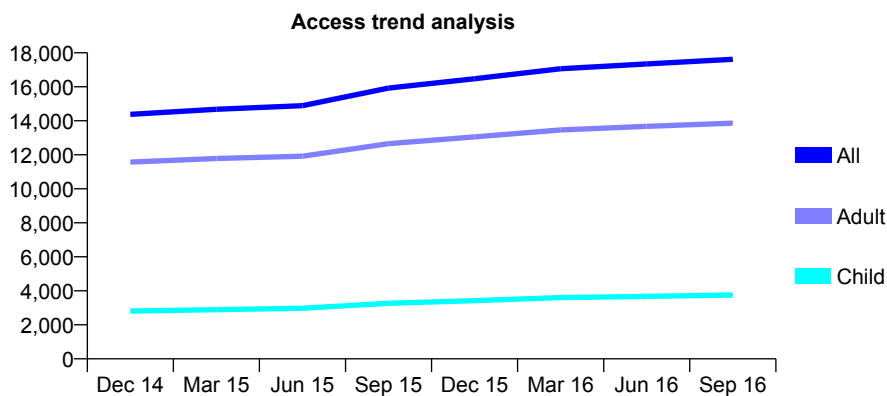
Q64 - Vital Signs At a Glance Contract Report for 118060/0030 - September 2016

Name or company name	Genix Healthcare Ltd
Contract type name	PDS Plus Contract
Purpose of contract	General
Contract start date	03/11/2011
Contract end date	02/11/2016

16/17 Contracted general activity (UDA)	64,000
Carry forward general activity (UDA)	0
16/17 Contracted orthodontic activity (UOA)	0
Carry forward orthodontic activity (UOA)	0
Baseline contract value	£474,414.59

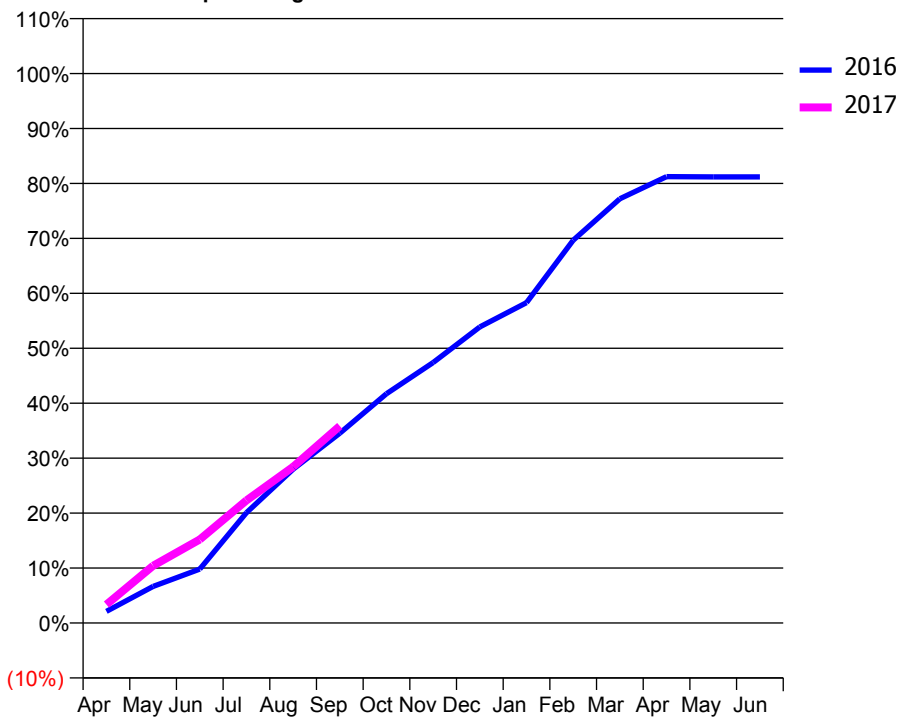
ACCESS*

Patients seen in 24 months	Total	Change since previous quarter
Quarter ending September 2015	15,925	
Quarter ending December 2015	16,473	↑
Quarter ending March 2016	17,065	↑
Quarter ending June 2016	17,348	→
Quarter ending September 2016	17,619	→
Variance since September 2015	10.6%	↑



ACTIVITY

Cumulative percentage of contracted UDA delivered 2016 & 2017



Month	Adjusted Scheduled Activity (UDA)	
	2016	2017
April	1,361	2,150
May	4,256	6,676
June	6,275	9,726
July	12,854	14,288
August	17,922	18,190
September	22,101	22,950
October	26,706	
November	30,347	
December	34,488	
January	37,315	
February	44,580	
March	49,412	
April	51,984	
May	51,957	
June	51,958	

QUALITY

	Quantity	Base Number	Contract	AT	Region	England
% of FP17s for the same patient ID Re-attending within 3 months - Children	205	2,742	7.5%	9.6%	11.8%	12.4%
% of FP17s for the same patient ID Re-attending within 3 months - Adults	1,019	8,543	11.9%	14.3%	16.6%	16.7%
% of FP17s for the same patient ID Re-attending between 3 & 9 months - Children	1,634	2,742	59.6%	60.6%	60.2%	57.4%
% of FP17s for the same patient ID Re-attending between 3 & 9 months - Adults	4,450	8,543	52.1%	52.7%	52.0%	50.5%
% of FP17s for Band 1 Urgent Courses	944	10,190	9.3%	7.7%	9.4%	9.1%
% of FP17s Relating to Free Repair or Replacements	104	10,190	1.0%	0.8%	0.7%	0.8%
% of FP17s Relating to Continuations	33	10,190	0.3%	1.3%	1.2%	1.3%
% of Patients satisfied with the dentistry they have received	20	27	74.1%	93.4%	93.6%	93.2%
% of Patients satisfied with the time they had to wait for an appointment	25	27	92.6%	88.9%	89.1%	89.0%

* This is based on patients treated on this contract for their most recent course of treatment. Figures in italics indicate the base number of FP17s or Patient Questionnaire responses are less than 100. N/A is shown where the base number of responses is less than 10 during the period. % is calculated as Quantity/Base number*100

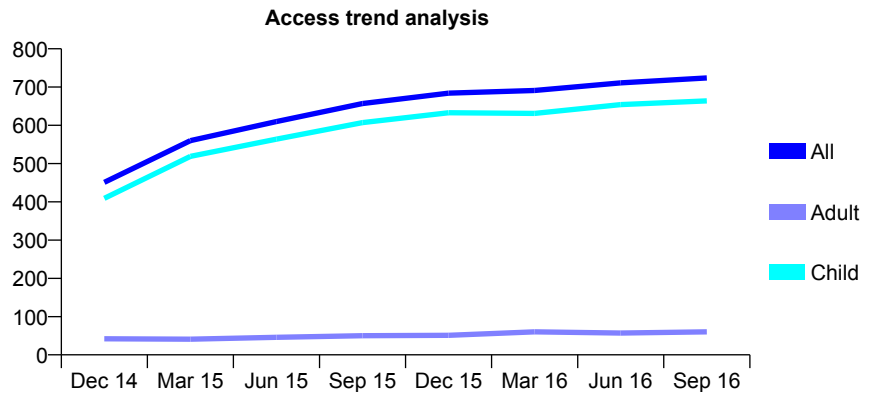
Q64 - Vital Signs At a Glance Contract Report for 118222/0002 - September 2016

Name or company name	Long Street Dental
Contract type name	GDS Contract
Purpose of contract	General
Contract start date	01/05/2006
Contract end date	

16/17 Contracted general activity (UDA)	1,300
Carry forward general activity (UDA)	-26
16/17 Contracted orthodontic activity (UOA)	0
Carry forward orthodontic activity (UOA)	0
Baseline contract value	£34,089.04

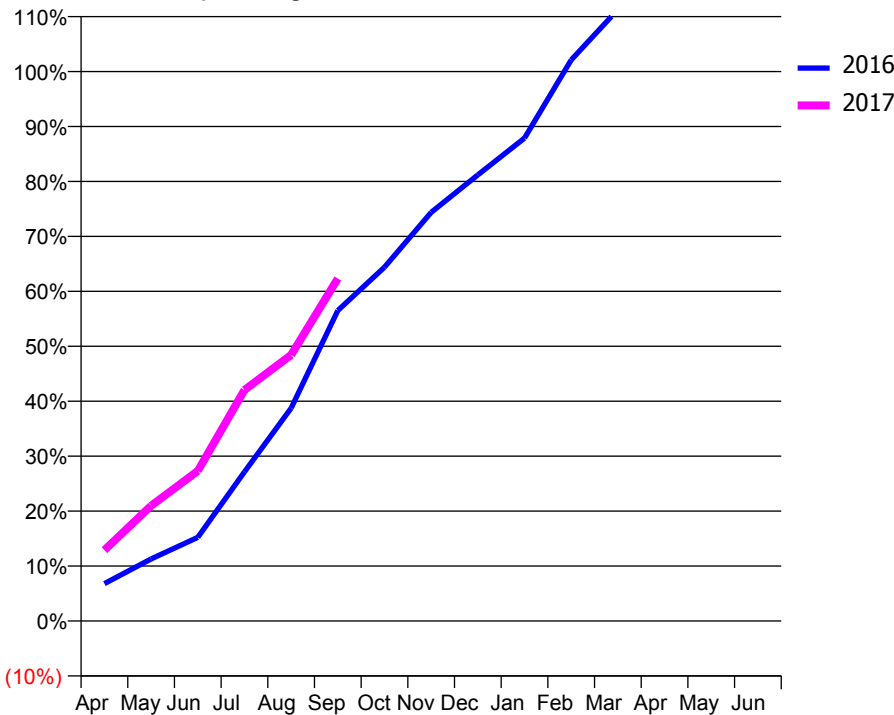
ACCESS*

Patients seen in 24 months	Total	Change since previous quarter
Quarter ending September 2015	657	
Quarter ending December 2015	684	↑
Quarter ending March 2016	691	→
Quarter ending June 2016	711	↑
Quarter ending September 2016	724	→
Variance since September 2015	10.2%	↑



ACTIVITY

Cumulative percentage of contracted UDA delivered 2016 & 2017



Month	Adjusted Scheduled Activity (UDA)	
	2016	2017
April	89	168
May	147	273
June	198	355
July	353	547
August	504	630
September	735	810
October	837	
November	967	
December	1,055	
January	1,143	
February	1,327	
March	1,446	
April	1,464	
May	1,464	
June	1,464	

QUALITY

	Quantity	Base Number	Contract	AT	Region	England
% of FP17s for the same patient ID Re-attending within 3 months - Children	56	580	9.7%	9.6%	11.8%	12.4%
% of FP17s for the same patient ID Re-attending within 3 months - Adults	0	0	N/A	14.3%	16.6%	16.7%
% of FP17s for the same patient ID Re-attending between 3 & 9 months - Children	410	580	70.7%	60.6%	60.2%	57.4%
% of FP17s for the same patient ID Re-attending between 3 & 9 months - Adults	0	0	N/A	52.7%	52.0%	50.5%
% of FP17s for Band 1 Urgent Courses	21	554	3.8%	7.7%	9.4%	9.1%
% of FP17s Relating to Free Repair or Replacements	0	554	0.0%	0.8%	0.7%	0.8%
% of FP17s Relating to Continuations	19	554	3.4%	1.3%	1.2%	1.3%
% of Patients satisfied with the dentistry they have received	1	1	N/A	93.4%	93.6%	93.2%
% of Patients satisfied with the time they had to wait for an appointment	1	1	N/A	88.9%	89.1%	89.0%

* This is based on patients treated on this contract for their most recent course of treatment. Figures in italics indicate the base number of FP17s or Patient Questionnaire responses are less than 100. N/A is shown where the base number of responses is less than 10 during the period. % is calculated as Quantity/Base number*100

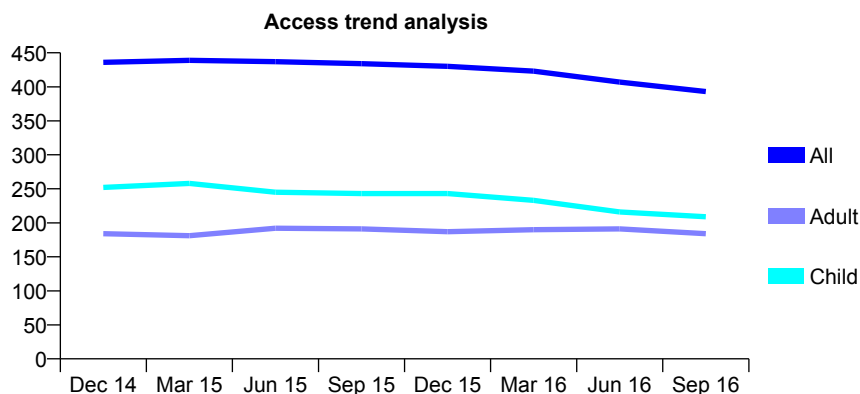
Q64 - Vital Signs At a Glance Contract Report for 119504/0001 - September 2016

Name or company name	Mr CS Lambert-Rose
Contract type name	GDS Contract
Purpose of contract	General
Contract start date	18/05/2012
Contract end date	

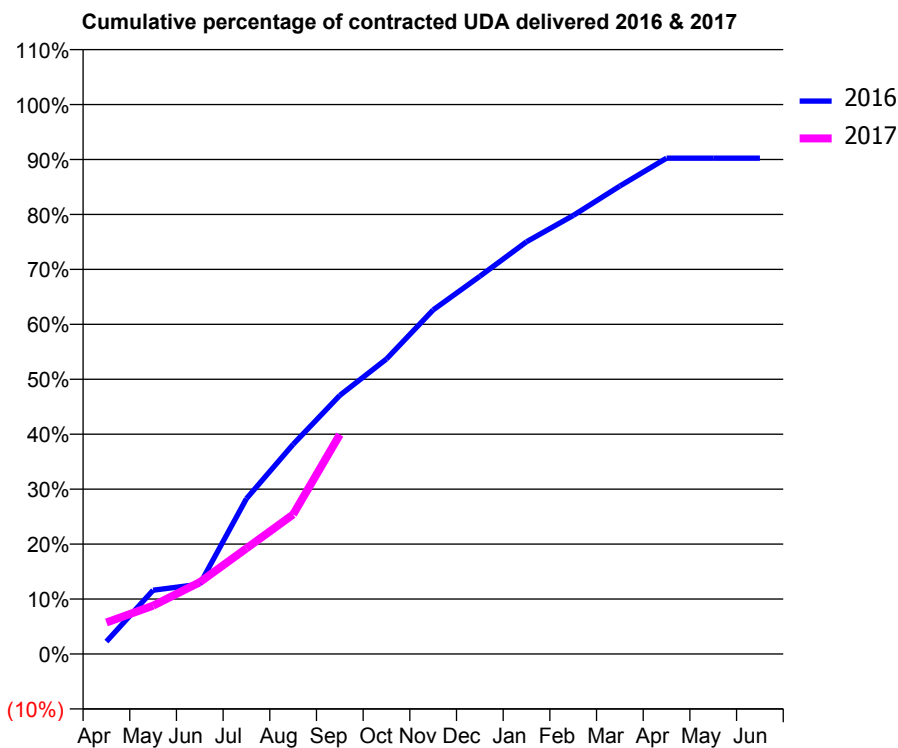
16/17 Contracted general activity (UDA)	750
Carry forward general activity (UDA)	0
16/17 Contracted orthodontic activity (UOA)	0
Carry forward orthodontic activity (UOA)	0
Baseline contract value	£16,487.11

ACCESS*

Patients seen in 24 months	Total	Change since previous quarter
Quarter ending September 2015	434	
Quarter ending December 2015	430	→
Quarter ending March 2016	423	↓
Quarter ending June 2016	407	↓
Quarter ending September 2016	393	↓
Variance since September 2015	(9.4%)	↓



ACTIVITY



Adjusted Scheduled Activity (UDA)		
Month	2016	2017
April	17	43
May	87	66
June	95	98
July	212	144
August	286	190
September	353	299
October	403	
November	470	
December	516	
January	563	
February	599	
March	639	
April	677	
May	677	
June	677	

QUALITY

	Quantity	Base Number	Contract	AT	Region	England
% of FP17s for the same patient ID Re-attending within 3 months - Children	6	142	4.2%	9.6%	11.8%	12.4%
% of FP17s for the same patient ID Re-attending within 3 months - Adults	9	93	9.7%	14.3%	16.6%	16.7%
% of FP17s for the same patient ID Re-attending between 3 & 9 months - Children	53	142	37.3%	60.6%	60.2%	57.4%
% of FP17s for the same patient ID Re-attending between 3 & 9 months - Adults	27	93	29.0%	52.7%	52.0%	50.5%
% of FP17s for Band 1 Urgent Courses	2	209	1.0%	7.7%	9.4%	9.1%
% of FP17s Relating to Free Repair or Replacements	0	209	0.0%	0.8%	0.7%	0.8%
% of FP17s Relating to Continuations	6	209	2.9%	1.3%	1.2%	1.3%
% of Patients satisfied with the dentistry they have received	0	0	N/A	93.4%	93.6%	93.2%
% of Patients satisfied with the time they had to wait for an appointment	0	0	N/A	88.9%	89.1%	89.0%

* This is based on patients treated on this contract for their most recent course of treatment. Figures in italics indicate the base number of FP17s or Patient Questionnaire responses are less than 100. N/A is shown where the base number of responses is less than 10 during the period. % is calculated as Quantity/Base number*100

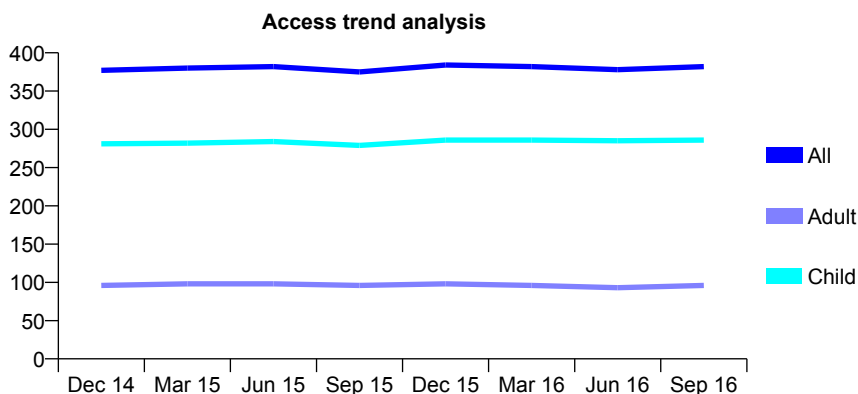
Q64 - Vital Signs At a Glance Contract Report for 119733/0001 - September 2016

Name or company name	CD Rosser Dental Practice Ltd
Contract type name	GDS Contract
Purpose of contract	General
Contract start date	01/07/2012
Contract end date	

16/17 Contracted general activity (UDA)	1,187
Carry forward general activity (UDA)	0
16/17 Contracted orthodontic activity (UOA)	0
Carry forward orthodontic activity (UOA)	0
Baseline contract value	£26,531.67

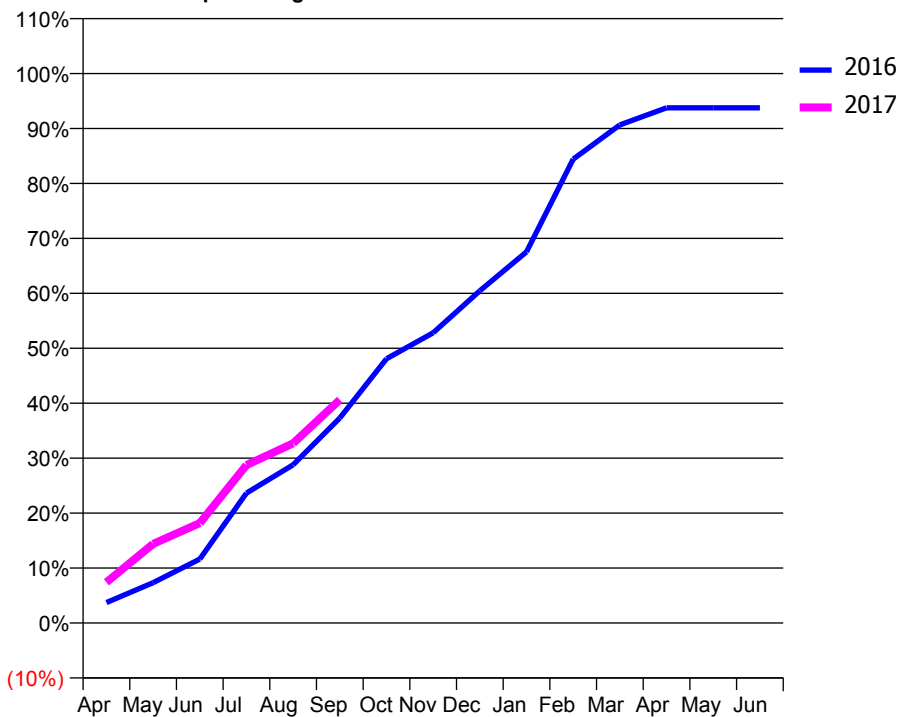
ACCESS*

Patients seen in 24 months	Total	Change since previous quarter
Quarter ending September 2015	375	
Quarter ending December 2015	384	↑
Quarter ending March 2016	382	→
Quarter ending June 2016	378	↓
Quarter ending September 2016	382	→
Variance since September 2015	1.9%	→



ACTIVITY

Cumulative percentage of contracted UDA delivered 2016 & 2017



Adjusted Scheduled Activity (UDA)

Month	2016	2017
April	44	88
May	87	171
June	138	216
July	281	341
August	342	388
September	443	482
October	571	
November	627	
December	718	
January	802	
February	1,002	
March	1,076	
April	1,113	
May	1,113	
June	1,113	

QUALITY

	Quantity	Base Number	Contract	AT	Region	England
% of FP17s for the same patient ID Re-attending within 3 months - Children	15	248	6.0%	9.6%	11.8%	12.4%
% of FP17s for the same patient ID Re-attending within 3 months - Adults	15	64	23.4%	14.3%	16.6%	16.7%
% of FP17s for the same patient ID Re-attending between 3 & 9 months - Children	174	248	70.2%	60.6%	60.2%	57.4%
% of FP17s for the same patient ID Re-attending between 3 & 9 months - Adults	42	64	65.6%	52.7%	52.0%	50.5%
% of FP17s for Band 1 Urgent Courses	2	294	0.7%	7.7%	9.4%	9.1%
% of FP17s Relating to Free Repair or Replacements	0	294	0.0%	0.8%	0.7%	0.8%
% of FP17s Relating to Continuations	0	294	0.0%	1.3%	1.2%	1.3%
% of Patients satisfied with the dentistry they have received	0	0	N/A	93.4%	93.6%	93.2%
% of Patients satisfied with the time they had to wait for an appointment	0	0	N/A	88.9%	89.1%	89.0%

* This is based on patients treated on this contract for their most recent course of treatment. Figures in italics indicate the base number of FP17s or Patient Questionnaire responses are less than 100. N/A is shown where the base number of responses is less than 10 during the period. % is calculated as Quantity/Base number*100

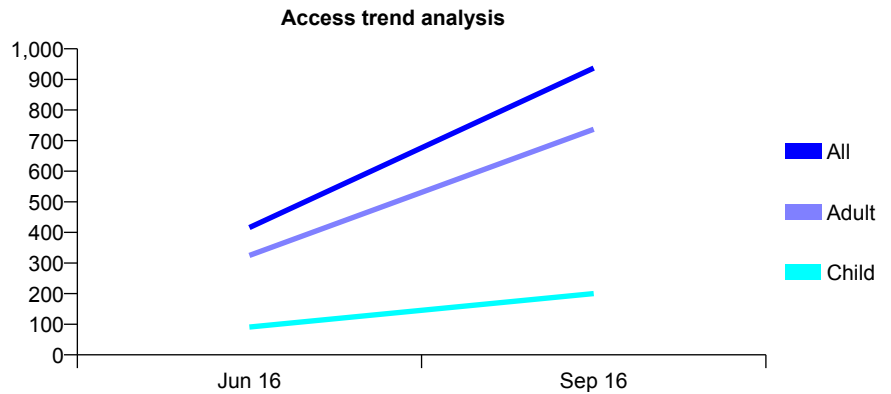
Q64 - Vital Signs At a Glance Contract Report for 121851/0001 - September 2016

Name or company name	Dharwar Moller Partnership
Contract type name	GDS Contract
Purpose of contract	General
Contract start date	01/02/2016
Contract end date	

16/17 Contracted general activity (UDA)	6,500
Carry forward general activity (UDA)	0
16/17 Contracted orthodontic activity (UOA)	0
Carry forward orthodontic activity (UOA)	0
Baseline contract value	£135,582.80

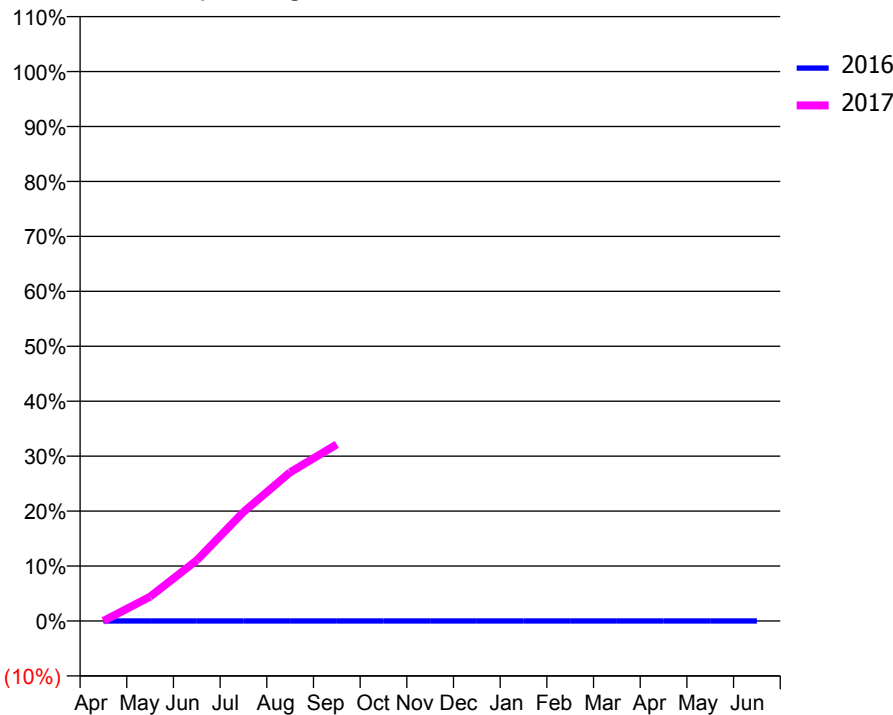
ACCESS*

Patients seen in 24 months	Total	Change since previous quarter
Quarter ending September 2015	0	
Quarter ending December 2015	0	
Quarter ending March 2016	0	
Quarter ending June 2016	416	↑
Quarter ending September 2016	937	↑
Variance since September 2015	N/A	



ACTIVITY

Cumulative percentage of contracted UDA delivered 2016 & 2017



Month	Adjusted Scheduled Activity (UDA)	
	2016	2017
April	0	0
May	0	287
June	0	718
July	0	1,290
August	0	1,759
September	0	2,089
October	0	
November	0	
December	0	
January	0	
February	0	
March	0	
April	0	
May	0	
June	0	

QUALITY

	Quantity	Base Number	Contract	AT	Region	England
% of FP17s for the same patient ID Re-attending within 3 months - Children	12	209	5.7%	9.6%	11.8%	12.4%
% of FP17s for the same patient ID Re-attending within 3 months - Adults	48	770	6.2%	14.3%	16.6%	16.7%
% of FP17s for the same patient ID Re-attending between 3 & 9 months - Children	2	209	1.0%	60.6%	60.2%	57.4%
% of FP17s for the same patient ID Re-attending between 3 & 9 months - Adults	5	770	0.6%	52.7%	52.0%	50.5%
% of FP17s for Band 1 Urgent Courses	104	979	10.6%	7.7%	9.4%	9.1%
% of FP17s Relating to Free Repair or Replacements	3	979	0.3%	0.8%	0.7%	0.8%
% of FP17s Relating to Continuations	1	979	0.1%	1.3%	1.2%	1.3%
% of Patients satisfied with the dentistry they have received	0	0	N/A	93.4%	93.6%	93.2%
% of Patients satisfied with the time they had to wait for an appointment	0	0	N/A	88.9%	89.1%	89.0%

* This is based on patients treated on this contract for their most recent course of treatment. Figures in italics indicate the base number of FP17s or Patient Questionnaire responses are less than 100. N/A is shown where the base number of responses is less than 10 during the period. % is calculated as Quantity/Base number*100

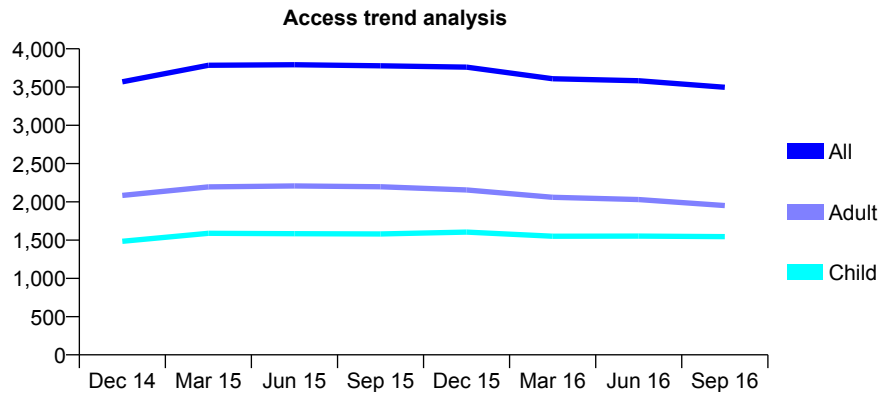
Q64 - Vital Signs At a Glance Contract Report for 122157/0001 - September 2016

Name or company name	Care Dental
Contract type name	GDS Contract
Purpose of contract	General
Contract start date	01/04/2013
Contract end date	

16/17 Contracted general activity (UDA)	9,000
Carry forward general activity (UDA)	-19
16/17 Contracted orthodontic activity (UOA)	0
Carry forward orthodontic activity (UOA)	0
Baseline contract value	£236,966.76

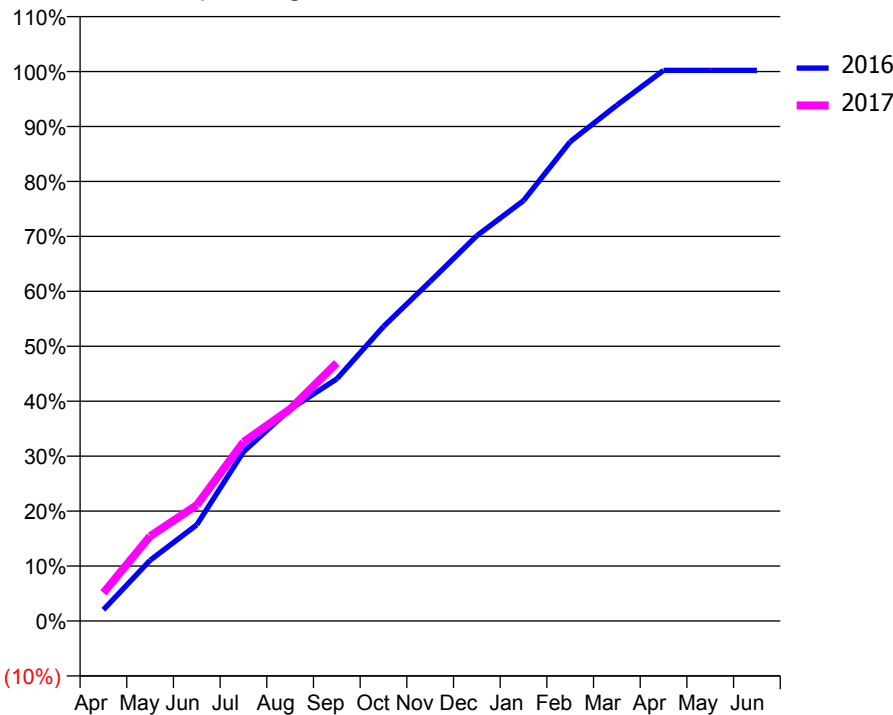
ACCESS*

Patients seen in 24 months	Total	Change since previous quarter
Quarter ending September 2015	3,777	
Quarter ending December 2015	3,760	→
Quarter ending March 2016	3,609	↓
Quarter ending June 2016	3,582	→
Quarter ending September 2016	3,497	↓
Variance since September 2015	(7.4%)	↓



ACTIVITY

Cumulative percentage of contracted UDA delivered 2016 & 2017



Month	Adjusted Scheduled Activity (UDA)	
	2016	2017
April	184	462
May	995	1,390
June	1,576	1,899
July	2,774	2,931
August	3,470	3,471
September	3,966	4,227
October	4,823	
November	5,563	
December	6,310	
January	6,886	
February	7,851	
March	8,450	
April	9,019	
May	9,019	
June	9,019	

QUALITY

	Quantity	Base Number	Contract	AT	Region	England
% of FP17s for the same patient ID Re-attending within 3 months - Children	88	1,114	7.9%	9.6%	11.8%	12.4%
% of FP17s for the same patient ID Re-attending within 3 months - Adults	137	1,218	11.2%	14.3%	16.6%	16.7%
% of FP17s for the same patient ID Re-attending between 3 & 9 months - Children	646	1,114	58.0%	60.6%	60.2%	57.4%
% of FP17s for the same patient ID Re-attending between 3 & 9 months - Adults	653	1,218	53.6%	52.7%	52.0%	50.5%
% of FP17s for Band 1 Urgent Courses	123	2,033	6.1%	7.7%	9.4%	9.1%
% of FP17s Relating to Free Repair or Replacements	9	2,033	0.4%	0.8%	0.7%	0.8%
% of FP17s Relating to Continuations	26	2,033	1.3%	1.3%	1.2%	1.3%
% of Patients satisfied with the dentistry they have received	2	2	N/A	93.4%	93.6%	93.2%
% of Patients satisfied with the time they had to wait for an appointment	2	2	N/A	88.9%	89.1%	89.0%

* This is based on patients treated on this contract for their most recent course of treatment. Figures in italics indicate the base number of FP17s or Patient Questionnaire responses are less than 100. N/A is shown where the base number of responses is less than 10 during the period. % is calculated as Quantity/Base number*100

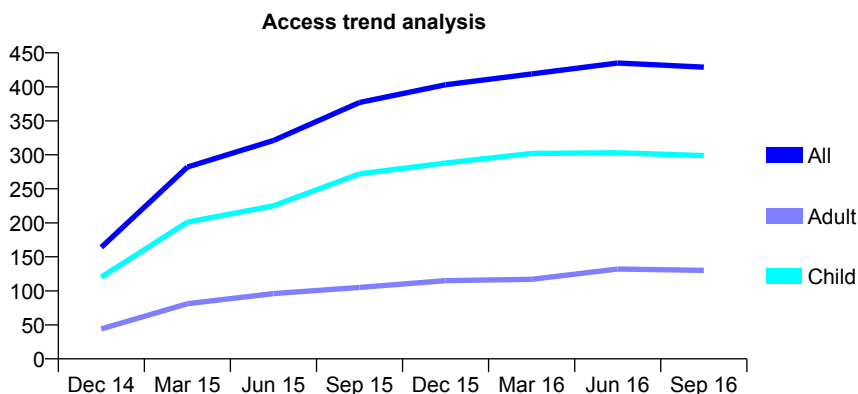
Q64 - Vital Signs At a Glance Contract Report for 123455/0001 - September 2016

Name or company name	The Corsham Dental Partnership
Contract type name	GDS Contract
Purpose of contract	General
Contract start date	29/08/2014
Contract end date	

16/17 Contracted general activity (UDA)	1,085
Carry forward general activity (UDA)	0
16/17 Contracted orthodontic activity (UOA)	0
Carry forward orthodontic activity (UOA)	0
Baseline contract value	£23,016.52

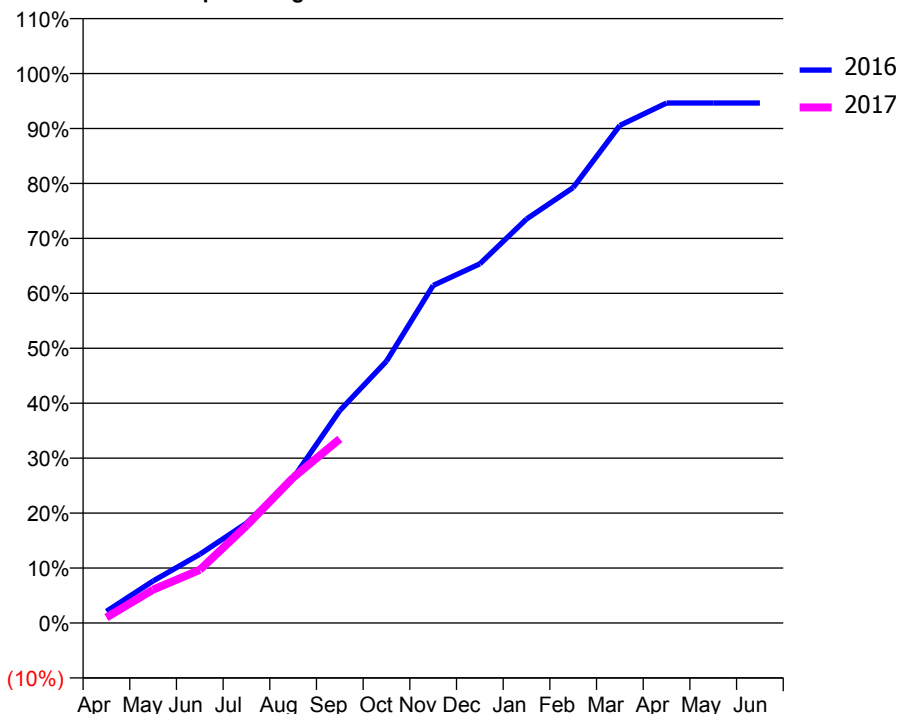
ACCESS*

Patients seen in 24 months	Total	Change since previous quarter
Quarter ending September 2015	377	
Quarter ending December 2015	403	↑
Quarter ending March 2016	419	↑
Quarter ending June 2016	435	↑
Quarter ending September 2016	429	↓
Variance since September 2015	13.8%	↑



ACTIVITY

Cumulative percentage of contracted UDA delivered 2016 & 2017



Adjusted Scheduled Activity (UDA)

Month	2016	2017
April	23	11
May	83	66
June	136	105
July	197	192
August	286	287
September	420	363
October	517	
November	667	
December	709	
January	798	
February	860	
March	983	
April	1,027	
May	1,027	
June	1,027	

QUALITY

	Quantity	Base Number	Contract	AT	Region	England
% of FP17s for the same patient ID Re-attending within 3 months - Children	13	221	5.9%	9.6%	11.8%	12.4%
% of FP17s for the same patient ID Re-attending within 3 months - Adults	1	21	4.8%	14.3%	16.6%	16.7%
% of FP17s for the same patient ID Re-attending between 3 & 9 months - Children	158	221	71.5%	60.6%	60.2%	57.4%
% of FP17s for the same patient ID Re-attending between 3 & 9 months - Adults	12	21	57.1%	52.7%	52.0%	50.5%
% of FP17s for Band 1 Urgent Courses	7	225	3.1%	7.7%	9.4%	9.1%
% of FP17s Relating to Free Repair or Replacements	0	225	0.0%	0.8%	0.7%	0.8%
% of FP17s Relating to Continuations	2	225	0.9%	1.3%	1.2%	1.3%
% of Patients satisfied with the dentistry they have received	0	0	N/A	93.4%	93.6%	93.2%
% of Patients satisfied with the time they had to wait for an appointment	0	0	N/A	88.9%	89.1%	89.0%

* This is based on patients treated on this contract for their most recent course of treatment. Figures in italics indicate the base number of FP17s or Patient Questionnaire responses are less than 100. N/A is shown where the base number of responses is less than 10 during the period. % is calculated as Quantity/Base number*100

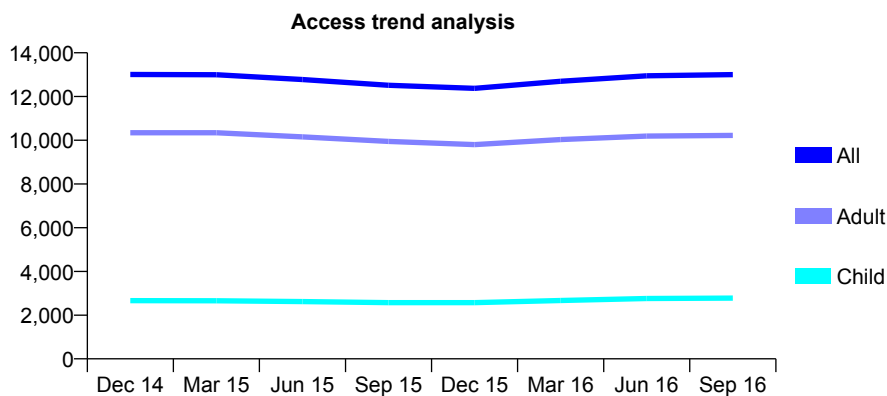
Q64 - Vital Signs At a Glance Contract Report for 125385/0001 - September 2016

Name or company name	Dr Michael Frain Ltd
Contract type name	GDS Contract
Purpose of contract	General
Contract start date	01/04/2008
Contract end date	

16/17 Contracted general activity (UDA)	35,732
Carry forward general activity (UDA)	990
16/17 Contracted orthodontic activity (UOA)	0
Carry forward orthodontic activity (UOA)	0
Baseline contract value	£799,439.15

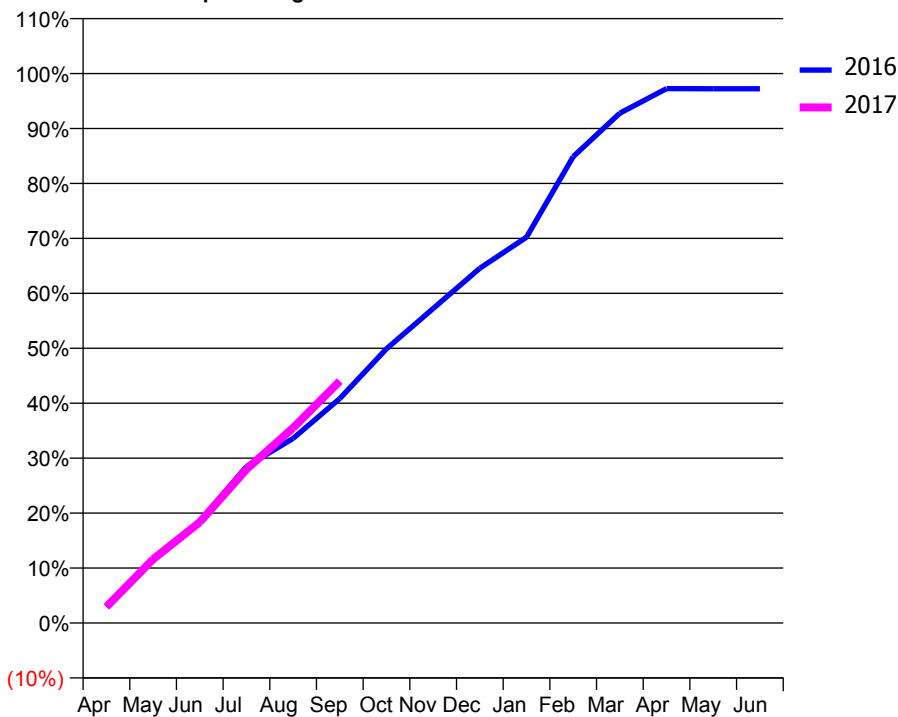
ACCESS*

Patients seen in 24 months	Total	Change since previous quarter
Quarter ending September 2015	12,514	
Quarter ending December 2015	12,375	↓
Quarter ending March 2016	12,698	↑
Quarter ending June 2016	12,950	→
Quarter ending September 2016	13,001	→
Variance since September 2015	3.9%	↑



ACTIVITY

Cumulative percentage of contracted UDA delivered 2016 & 2017



Month	Adjusted Scheduled Activity (UDA)	
	2016	2017
April	1,048	1,058
May	4,097	4,145
June	6,613	6,558
July	10,176	9,995
August	12,002	12,689
September	14,600	15,732
October	17,829	
November	20,448	
December	23,065	
January	25,087	
February	30,330	
March	33,150	
April	34,745	
May	34,743	
June	34,742	

QUALITY

	Quantity	Base Number	Contract	AT	Region	England
% of FP17s for the same patient ID Re-attending within 3 months - Children	116	2,264	5.1%	9.6%	11.8%	12.4%
% of FP17s for the same patient ID Re-attending within 3 months - Adults	901	7,819	11.5%	14.3%	16.6%	16.7%
% of FP17s for the same patient ID Re-attending between 3 & 9 months - Children	1,303	2,264	57.6%	60.6%	60.2%	57.4%
% of FP17s for the same patient ID Re-attending between 3 & 9 months - Adults	4,480	7,819	57.3%	52.7%	52.0%	50.5%
% of FP17s for Band 1 Urgent Courses	245	9,206	2.7%	7.7%	9.4%	9.1%
% of FP17s Relating to Free Repair or Replacements	125	9,206	1.4%	0.8%	0.7%	0.8%
% of FP17s Relating to Continuations	91	9,206	1.0%	1.3%	1.2%	1.3%
% of Patients satisfied with the dentistry they have received	17	20	85.0%	93.4%	93.6%	93.2%
% of Patients satisfied with the time they had to wait for an appointment	16	20	80.0%	88.9%	89.1%	89.0%

* This is based on patients treated on this contract for their most recent course of treatment. Figures in italics indicate the base number of FP17s or Patient Questionnaire responses are less than 100. N/A is shown where the base number of responses is less than 10 during the period. % is calculated as Quantity/Base number*100

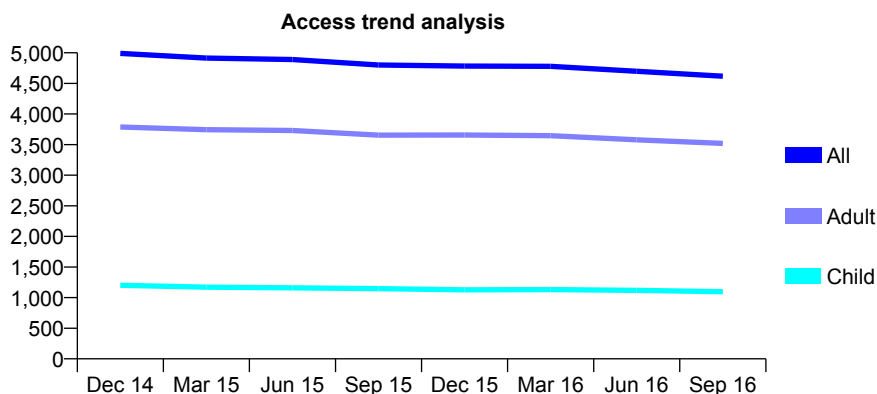
Q64 - Vital Signs At a Glance Contract Report for 125385/0002 - September 2016

Name or company name	Dr Michael Frain Ltd
Contract type name	GDS Contract
Purpose of contract	General and Orthodontic
Contract start date	01/04/2008
Contract end date	

16/17 Contracted general activity (UDA)	14,500
Carry forward general activity (UDA)	0
16/17 Contracted orthodontic activity (UOA)	5,228
Carry forward orthodontic activity (UOA)	0
Baseline contract value	£669,820.38

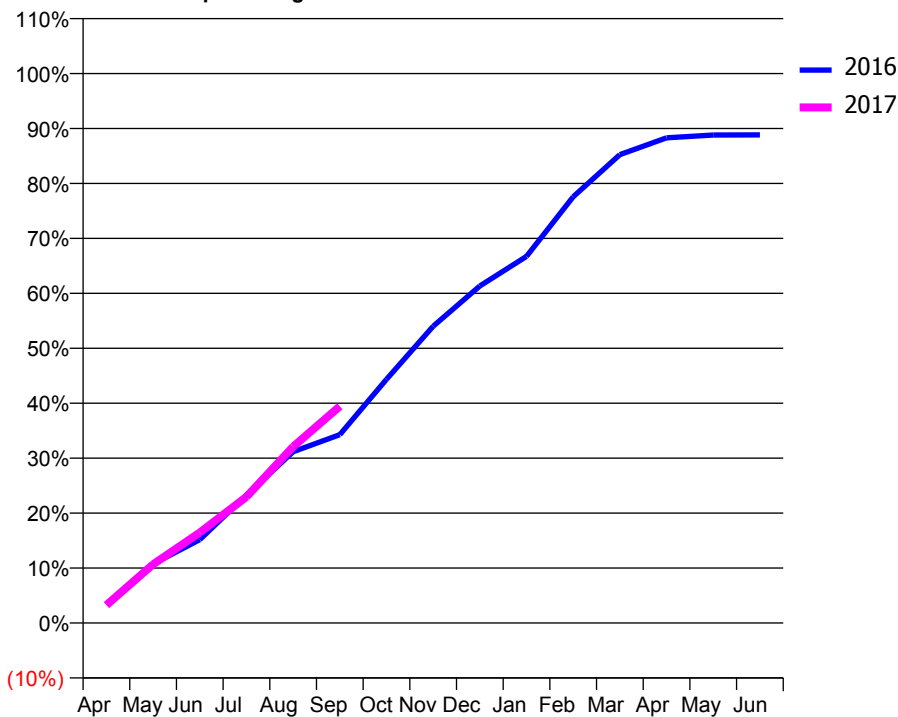
ACCESS*

Patients seen in 24 months	Total	Change since previous quarter
Quarter ending September 2015	4,800	
Quarter ending December 2015	4,783	→
Quarter ending March 2016	4,778	→
Quarter ending June 2016	4,698	↓
Quarter ending September 2016	4,618	↓
Variance since September 2015	(3.8%)	↓



ACTIVITY

Cumulative percentage of contracted UDA delivered 2016 & 2017



Month	Adjusted Scheduled Activity (UDA)	
	2016	2017
April	499	474
May	1,556	1,551
June	2,202	2,387
July	3,378	3,330
August	4,520	4,654
September	4,970	5,721
October	6,429	
November	7,832	
December	8,895	
January	9,675	
February	11,249	
March	12,361	
April	12,801	
May	12,876	
June	12,881	

QUALITY

	Quantity	Base Number	Contract	AT	Region	England
% of FP17s for the same patient ID Re-attending within 3 months - Children	158	1,122	14.1%	9.6%	11.8%	12.4%
% of FP17s for the same patient ID Re-attending within 3 months - Adults	395	2,713	14.6%	14.3%	16.6%	16.7%
% of FP17s for the same patient ID Re-attending between 3 & 9 months - Children	489	1,122	43.6%	60.6%	60.2%	57.4%
% of FP17s for the same patient ID Re-attending between 3 & 9 months - Adults	1,738	2,713	64.1%	52.7%	52.0%	50.5%
% of FP17s for Band 1 Urgent Courses	120	3,170	3.8%	7.7%	9.4%	9.1%
% of FP17s Relating to Free Repair or Replacements	35	3,170	1.1%	0.8%	0.7%	0.8%
% of FP17s Relating to Continuations	15	3,170	0.5%	1.3%	1.2%	1.3%
% of Patients satisfied with the dentistry they have received	8	8	N/A	93.4%	93.6%	93.2%
% of Patients satisfied with the time they had to wait for an appointment	7	8	N/A	88.9%	89.1%	89.0%

* This is based on patients treated on this contract for their most recent course of treatment. Figures in italics indicate the base number of FP17s or Patient Questionnaire responses are less than 100. N/A is shown where the base number of responses is less than 10 during the period. % is calculated as Quantity/Base number*100

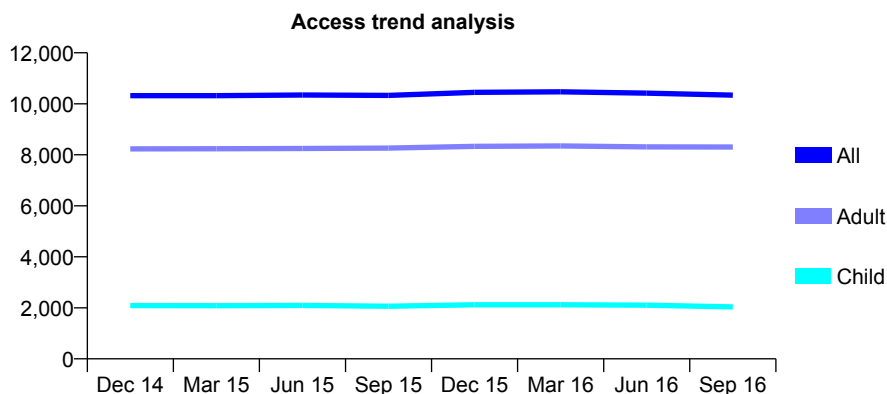
Q64 - Vital Signs At a Glance Contract Report for 125385/0003 - September 2016

Name or company name	Dr Michael Frain Ltd
Contract type name	GDS Contract
Purpose of contract	General
Contract start date	01/04/2008
Contract end date	

16/17 Contracted general activity (UDA)	32,680
Carry forward general activity (UDA)	461
16/17 Contracted orthodontic activity (UOA)	0
Carry forward orthodontic activity (UOA)	0
Baseline contract value	£897,620.32

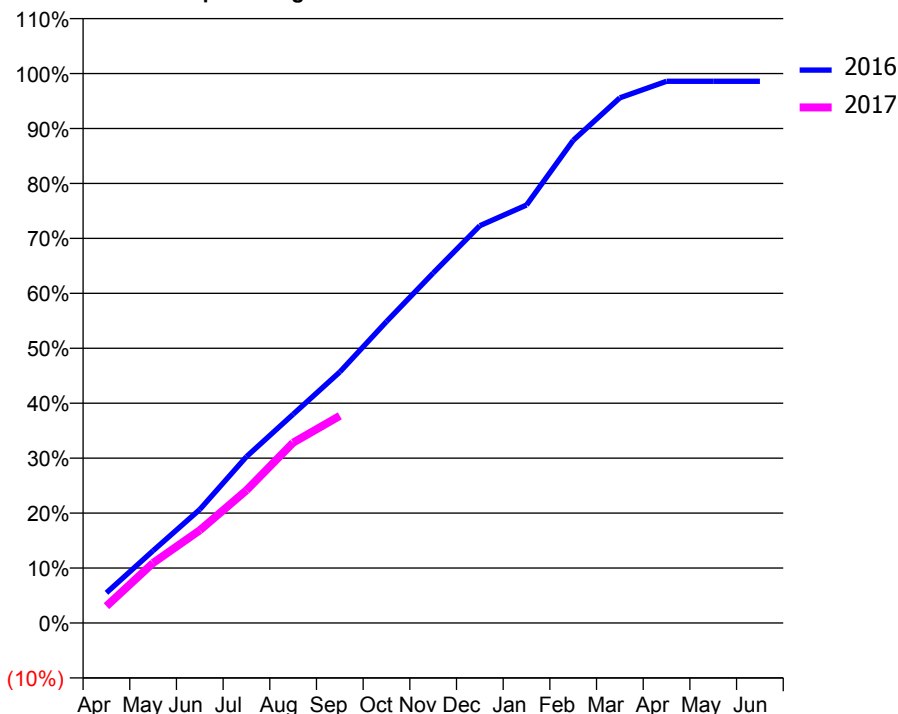
ACCESS*

Patients seen in 24 months	Total	Change since previous quarter
Quarter ending September 2015	10,329	
Quarter ending December 2015	10,449	→
Quarter ending March 2016	10,469	→
Quarter ending June 2016	10,420	→
Quarter ending September 2016	10,341	→
Variance since September 2015	0.1%	→



ACTIVITY

Cumulative percentage of contracted UDA delivered 2016 & 2017



Month	Adjusted Scheduled Activity (UDA)	
	2016	2017
April	1,798	1,007
May	4,305	3,576
June	6,755	5,512
July	9,895	7,893
August	12,414	10,727
September	14,928	12,319
October	17,928	
November	20,815	
December	23,627	
January	24,858	
February	28,704	
March	31,233	
April	32,219	
May	32,219	
June	32,219	

QUALITY

	Quantity	Base Number	Contract	AT	Region	England
% of FP17s for the same patient ID Re-attending within 3 months - Children	48	1,150	4.2%	9.6%	11.8%	12.4%
% of FP17s for the same patient ID Re-attending within 3 months - Adults	697	5,174	13.5%	14.3%	16.6%	16.7%
% of FP17s for the same patient ID Re-attending between 3 & 9 months - Children	174	1,150	15.1%	60.6%	60.2%	57.4%
% of FP17s for the same patient ID Re-attending between 3 & 9 months - Adults	1,737	5,174	33.6%	52.7%	52.0%	50.5%
% of FP17s for Band 1 Urgent Courses	273	5,864	4.7%	7.7%	9.4%	9.1%
% of FP17s Relating to Free Repair or Replacements	142	5,864	2.4%	0.8%	0.7%	0.8%
% of FP17s Relating to Continuations	118	5,864	2.0%	1.3%	1.2%	1.3%
% of Patients satisfied with the dentistry they have received	16	17	94.1%	93.4%	93.6%	93.2%
% of Patients satisfied with the time they had to wait for an appointment	17	17	100.0%	88.9%	89.1%	89.0%

* This is based on patients treated on this contract for their most recent course of treatment. Figures in italics indicate the base number of FP17s or Patient Questionnaire responses are less than 100. N/A is shown where the base number of responses is less than 10 during the period. % is calculated as Quantity/Base number*100

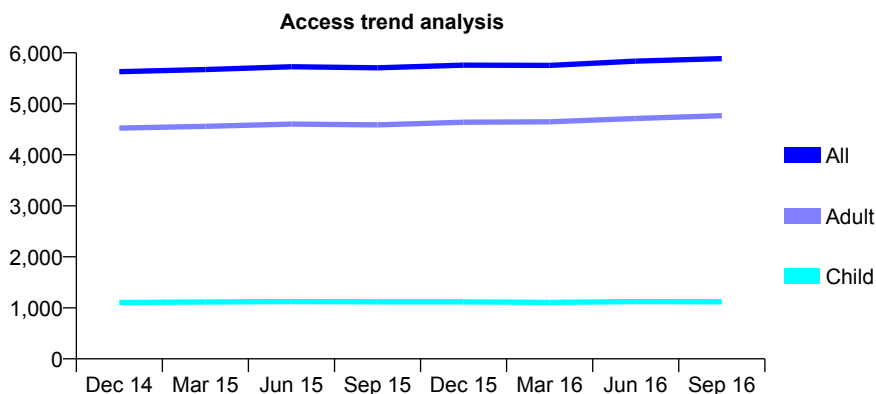
Q64 - Vital Signs At a Glance Contract Report for 125385/0004 - September 2016

Name or company name	Dr Michael Frain Ltd
Contract type name	GDS Contract
Purpose of contract	General
Contract start date	01/04/2008
Contract end date	

16/17 Contracted general activity (UDA)	21,500
Carry forward general activity (UDA)	0
16/17 Contracted orthodontic activity (UOA)	0
Carry forward orthodontic activity (UOA)	0
Baseline contract value	£566,556.08

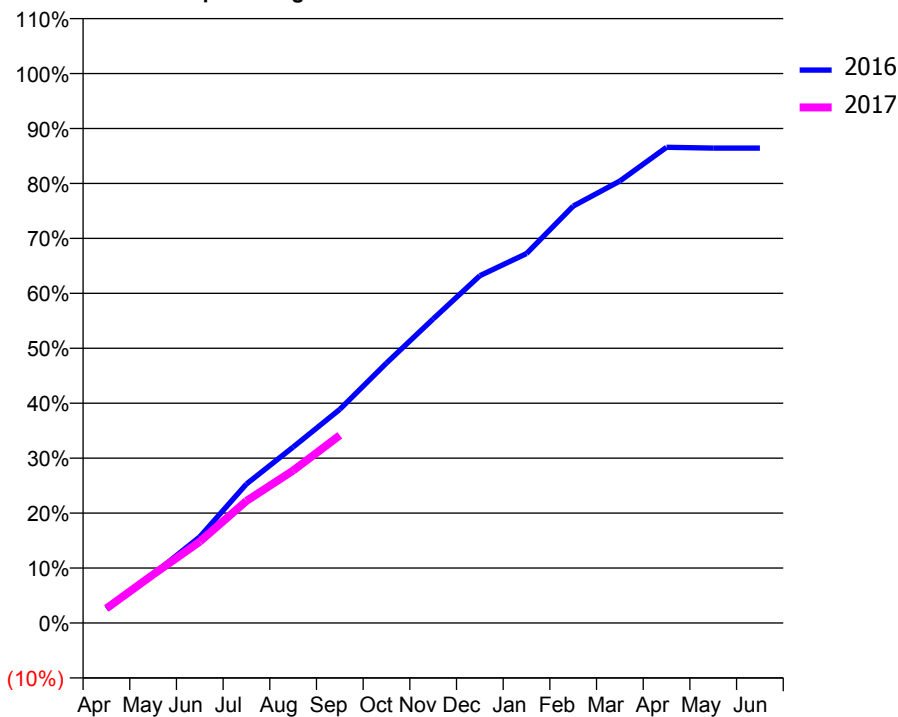
ACCESS*

Patients seen in 24 months	Total	Change since previous quarter
Quarter ending September 2015	5,706	
Quarter ending December 2015	5,758	→
Quarter ending March 2016	5,754	→
Quarter ending June 2016	5,836	→
Quarter ending September 2016	5,885	→
Variance since September 2015	3.1%	↑



ACTIVITY

Cumulative percentage of contracted UDA delivered 2016 & 2017



Adjusted Scheduled Activity (UDA)

Month	2016	2017
April	554	573
May	1,907	1,896
June	3,375	3,185
July	5,442	4,775
August	6,883	5,966
September	8,361	7,345
October	10,169	
November	11,896	
December	13,587	
January	14,452	
February	16,311	
March	17,293	
April	18,614	
May	18,582	
June	18,579	

QUALITY

	Quantity	Base Number	Contract	AT	Region	England
% of FP17s for the same patient ID Re-attending within 3 months - Children	55	918	6.0%	9.6%	11.8%	12.4%
% of FP17s for the same patient ID Re-attending within 3 months - Adults	531	3,764	14.1%	14.3%	16.6%	16.7%
% of FP17s for the same patient ID Re-attending between 3 & 9 months - Children	578	918	63.0%	60.6%	60.2%	57.4%
% of FP17s for the same patient ID Re-attending between 3 & 9 months - Adults	2,301	3,764	61.1%	52.7%	52.0%	50.5%
% of FP17s for Band 1 Urgent Courses	363	3,964	9.2%	7.7%	9.4%	9.1%
% of FP17s Relating to Free Repair or Replacements	64	3,964	1.6%	0.8%	0.7%	0.8%
% of FP17s Relating to Continuations	22	3,964	0.6%	1.3%	1.2%	1.3%
% of Patients satisfied with the dentistry they have received	6	6	N/A	93.4%	93.6%	93.2%
% of Patients satisfied with the time they had to wait for an appointment	6	6	N/A	88.9%	89.1%	89.0%

* This is based on patients treated on this contract for their most recent course of treatment. Figures in italics indicate the base number of FP17s or Patient Questionnaire responses are less than 100. N/A is shown where the base number of responses is less than 10 during the period. % is calculated as Quantity/Base number*100

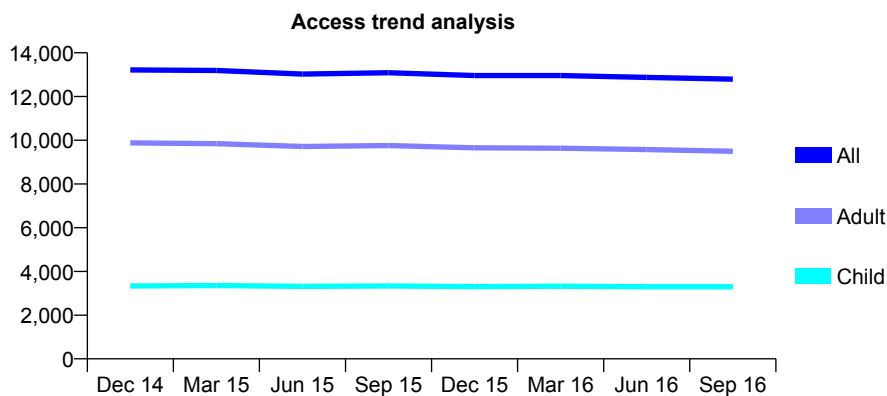
Q64 - Vital Signs At a Glance Contract Report for 125385/0007 - September 2016

Name or company name	Dr Michael Frain Ltd
Contract type name	GDS Contract
Purpose of contract	General
Contract start date	01/01/2010
Contract end date	

16/17 Contracted general activity (UDA)	40,927
Carry forward general activity (UDA)	486
16/17 Contracted orthodontic activity (UOA)	0
Carry forward orthodontic activity (UOA)	0
Baseline contract value	£1,189,324.99

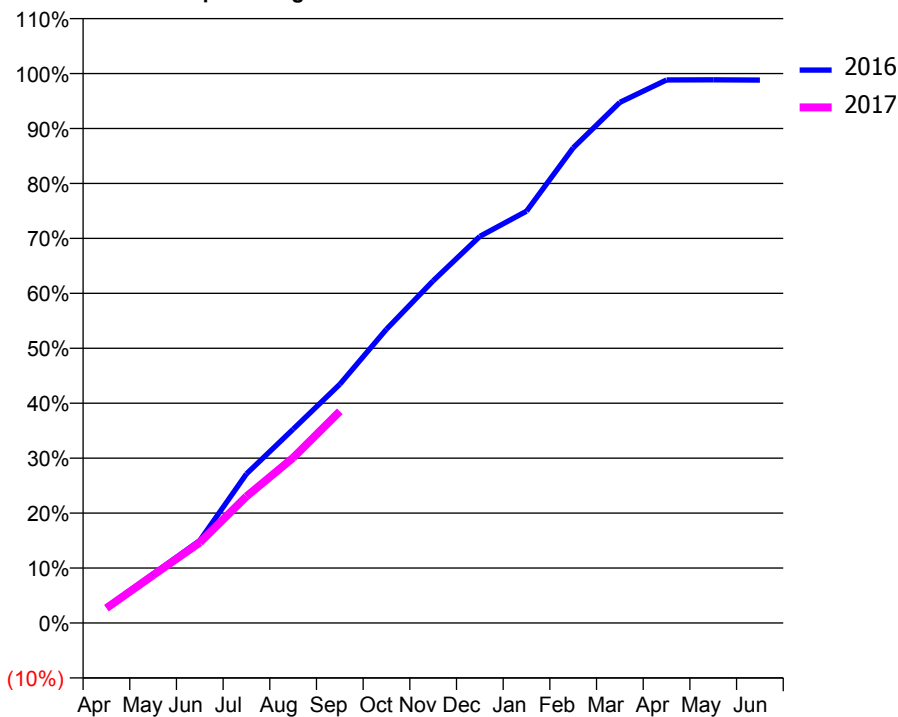
ACCESS*

Patients seen in 24 months	Total	Change since previous quarter
Quarter ending September 2015	13,089	
Quarter ending December 2015	12,959	→
Quarter ending March 2016	12,957	→
Quarter ending June 2016	12,875	→
Quarter ending September 2016	12,793	→
Variance since September 2015	(2.3%)	↓



ACTIVITY

Cumulative percentage of contracted UDA delivered 2016 & 2017



Month	Adjusted Scheduled Activity (UDA)	
	2016	2017
April	1,164	1,107
May	3,652	3,562
June	6,141	5,996
July	11,112	9,431
August	14,436	12,313
September	17,785	15,769
October	21,888	
November	25,485	
December	28,801	
January	30,672	
February	35,388	
March	38,781	
April	40,443	
May	40,452	
June	40,441	

QUALITY

	Quantity	Base Number	Contract	AT	Region	England
% of FP17s for the same patient ID Re-attending within 3 months - Children	125	2,518	5.0%	9.6%	11.8%	12.4%
% of FP17s for the same patient ID Re-attending within 3 months - Adults	576	5,975	9.6%	14.3%	16.6%	16.7%
% of FP17s for the same patient ID Re-attending between 3 & 9 months - Children	1,483	2,518	58.9%	60.6%	60.2%	57.4%
% of FP17s for the same patient ID Re-attending between 3 & 9 months - Adults	2,672	5,975	44.7%	52.7%	52.0%	50.5%
% of FP17s for Band 1 Urgent Courses	354	7,795	4.5%	7.7%	9.4%	9.1%
% of FP17s Relating to Free Repair or Replacements	68	7,795	0.9%	0.8%	0.7%	0.8%
% of FP17s Relating to Continuations	42	7,795	0.5%	1.3%	1.2%	1.3%
% of Patients satisfied with the dentistry they have received	36	38	94.7%	93.4%	93.6%	93.2%
% of Patients satisfied with the time they had to wait for an appointment	35	38	92.1%	88.9%	89.1%	89.0%

* This is based on patients treated on this contract for their most recent course of treatment. Figures in italics indicate the base number of FP17s or Patient Questionnaire responses are less than 100. N/A is shown where the base number of responses is less than 10 during the period. % is calculated as Quantity/Base number*100

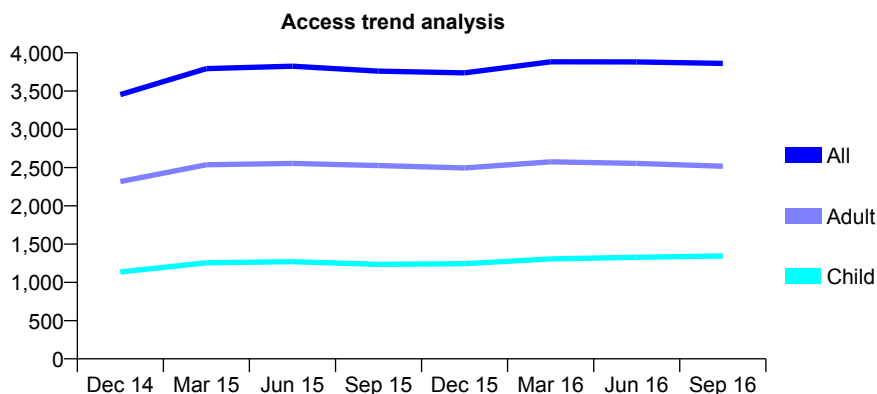
Q64 - Vital Signs At a Glance Contract Report for 125601/0001 - September 2016

Name or company name	Amesbury Dental Care
Contract type name	GDS Contract
Purpose of contract	General
Contract start date	01/04/2013
Contract end date	

16/17 Contracted general activity (UDA)	10,000
Carry forward general activity (UDA)	-161
16/17 Contracted orthodontic activity (UOA)	0
Carry forward orthodontic activity (UOA)	0
Baseline contract value	£260,615.16

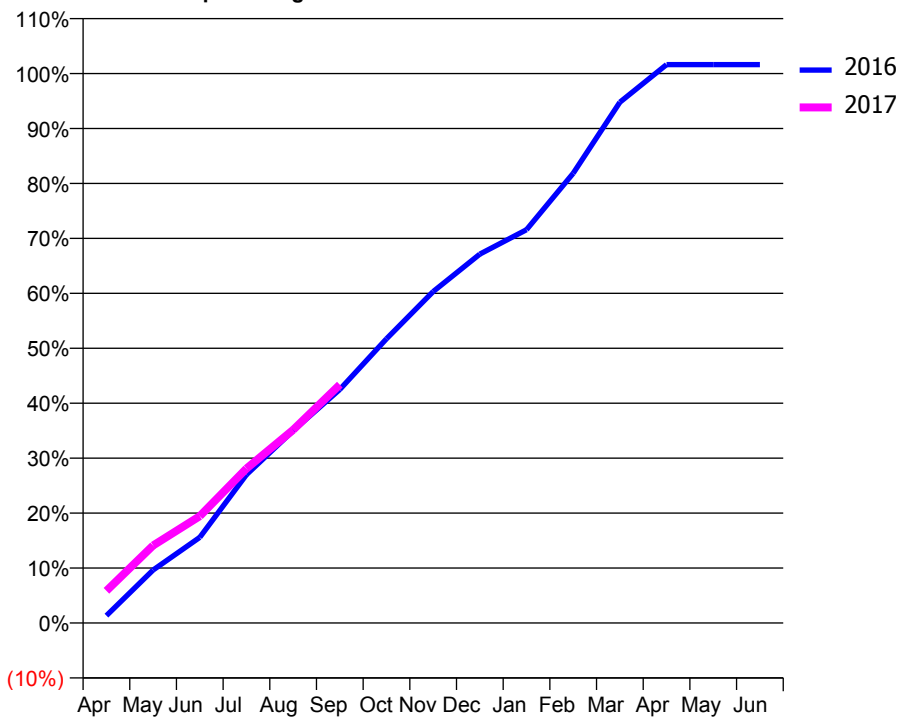
ACCESS*

Patients seen in 24 months	Total	Change since previous quarter
Quarter ending September 2015	3,761	
Quarter ending December 2015	3,738	→
Quarter ending March 2016	3,882	↑
Quarter ending June 2016	3,881	→
Quarter ending September 2016	3,862	→
Variance since September 2015	2.7%	↑



ACTIVITY

Cumulative percentage of contracted UDA delivered 2016 & 2017



Month	Adjusted Scheduled Activity (UDA)	
	2016	2017
April	135	586
May	965	1,411
June	1,559	1,946
July	2,701	2,810
August	3,502	3,516
September	4,251	4,339
October	5,173	
November	6,032	
December	6,713	
January	7,158	
February	8,185	
March	9,479	
April	10,161	
May	10,161	
June	10,161	

QUALITY

	Quantity	Base Number	Contract	AT	Region	England
% of FP17s for the same patient ID Re-attending within 3 months - Children	29	964	3.0%	9.6%	11.8%	12.4%
% of FP17s for the same patient ID Re-attending within 3 months - Adults	92	1,332	6.9%	14.3%	16.6%	16.7%
% of FP17s for the same patient ID Re-attending between 3 & 9 months - Children	567	964	58.8%	60.6%	60.2%	57.4%
% of FP17s for the same patient ID Re-attending between 3 & 9 months - Adults	538	1,332	40.4%	52.7%	52.0%	50.5%
% of FP17s for Band 1 Urgent Courses	48	2,087	2.3%	7.7%	9.4%	9.1%
% of FP17s Relating to Free Repair or Replacements	7	2,087	0.3%	0.8%	0.7%	0.8%
% of FP17s Relating to Continuations	23	2,087	1.1%	1.3%	1.2%	1.3%
% of Patients satisfied with the dentistry they have received	5	6	N/A	93.4%	93.6%	93.2%
% of Patients satisfied with the time they had to wait for an appointment	5	6	N/A	88.9%	89.1%	89.0%

* This is based on patients treated on this contract for their most recent course of treatment. Figures in italics indicate the base number of FP17s or Patient Questionnaire responses are less than 100. N/A is shown where the base number of responses is less than 10 during the period. % is calculated as Quantity/Base number*100

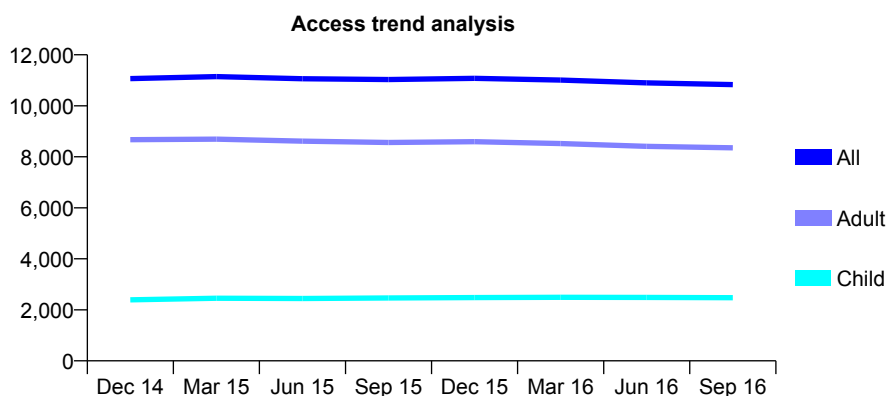
Q64 - Vital Signs At a Glance Contract Report for 126004/0001 - September 2016

Name or company name	Tewkesbury House Dental Practice
Contract type name	GDS Contract
Purpose of contract	General
Contract start date	23/10/2008
Contract end date	

16/17 Contracted general activity (UDA)	32,000
Carry forward general activity (UDA)	401
16/17 Contracted orthodontic activity (UOA)	0
Carry forward orthodontic activity (UOA)	0
Baseline contract value	£729,002.22

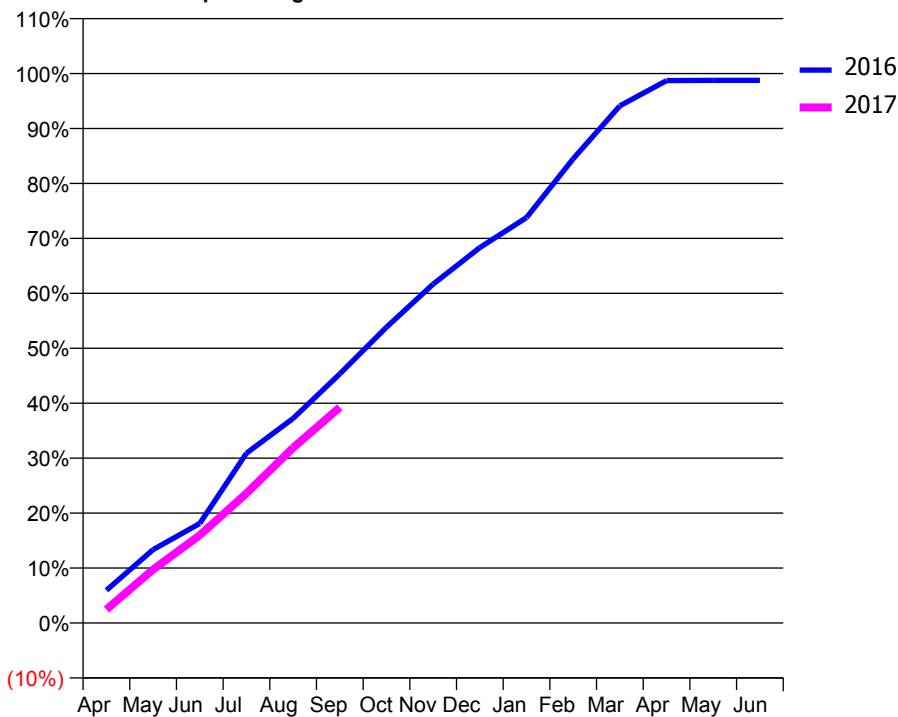
ACCESS*

Patients seen in 24 months	Total	Change since previous quarter
Quarter ending September 2015	11,030	
Quarter ending December 2015	11,075	→
Quarter ending March 2016	11,008	→
Quarter ending June 2016	10,897	↓
Quarter ending September 2016	10,830	→
Variance since September 2015	(1.8%)	↓



ACTIVITY

Cumulative percentage of contracted UDA delivered 2016 & 2017



Month	Adjusted Scheduled Activity (UDA)	
	2016	2017
April	1,903	785
May	4,273	3,117
June	5,796	5,117
July	9,886	7,549
August	11,916	10,211
September	14,513	12,563
October	17,231	
November	19,735	
December	21,866	
January	23,613	
February	27,034	
March	30,119	
April	31,585	
May	31,599	
June	31,599	

QUALITY

	Quantity	Base Number	Contract	AT	Region	England
% of FP17s for the same patient ID Re-attending within 3 months - Children	132	1,728	7.6%	9.6%	11.8%	12.4%
% of FP17s for the same patient ID Re-attending within 3 months - Adults	917	5,364	17.1%	14.3%	16.6%	16.7%
% of FP17s for the same patient ID Re-attending between 3 & 9 months - Children	1,029	1,728	59.5%	60.6%	60.2%	57.4%
% of FP17s for the same patient ID Re-attending between 3 & 9 months - Adults	2,701	5,364	50.4%	52.7%	52.0%	50.5%
% of FP17s for Band 1 Urgent Courses	837	6,451	13.0%	7.7%	9.4%	9.1%
% of FP17s Relating to Free Repair or Replacements	72	6,451	1.1%	0.8%	0.7%	0.8%
% of FP17s Relating to Continuations	55	6,451	0.9%	1.3%	1.2%	1.3%
% of Patients satisfied with the dentistry they have received	14	15	93.3%	93.4%	93.6%	93.2%
% of Patients satisfied with the time they had to wait for an appointment	13	15	86.7%	88.9%	89.1%	89.0%

* This is based on patients treated on this contract for their most recent course of treatment. Figures in italics indicate the base number of FP17s or Patient Questionnaire responses are less than 100. N/A is shown where the base number of responses is less than 10 during the period. % is calculated as Quantity/Base number*100

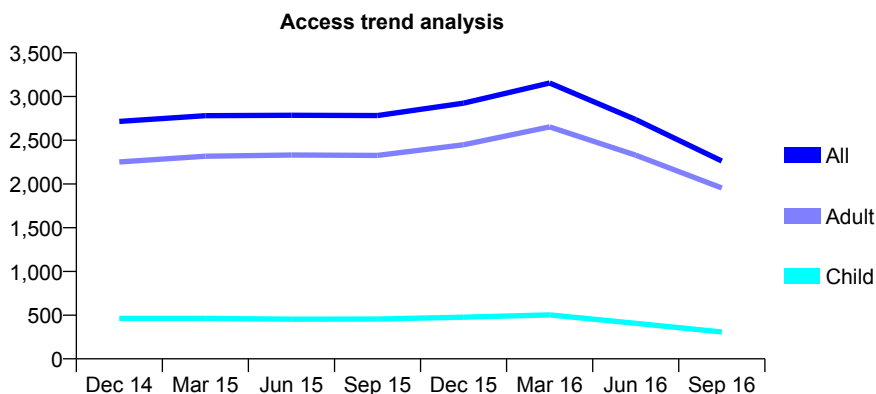
Q64 - Vital Signs At a Glance Contract Report for 126888/0001 - September 2016

Name or company name	Mr Jiten Doshi
Contract type name	GDS Contract
Purpose of contract	General
Contract start date	01/05/2013
Contract end date	

16/17 Contracted general activity (UDA)	8,294
Carry forward general activity (UDA)	0
16/17 Contracted orthodontic activity (UOA)	0
Carry forward orthodontic activity (UOA)	0
Baseline contract value	£175,630.74

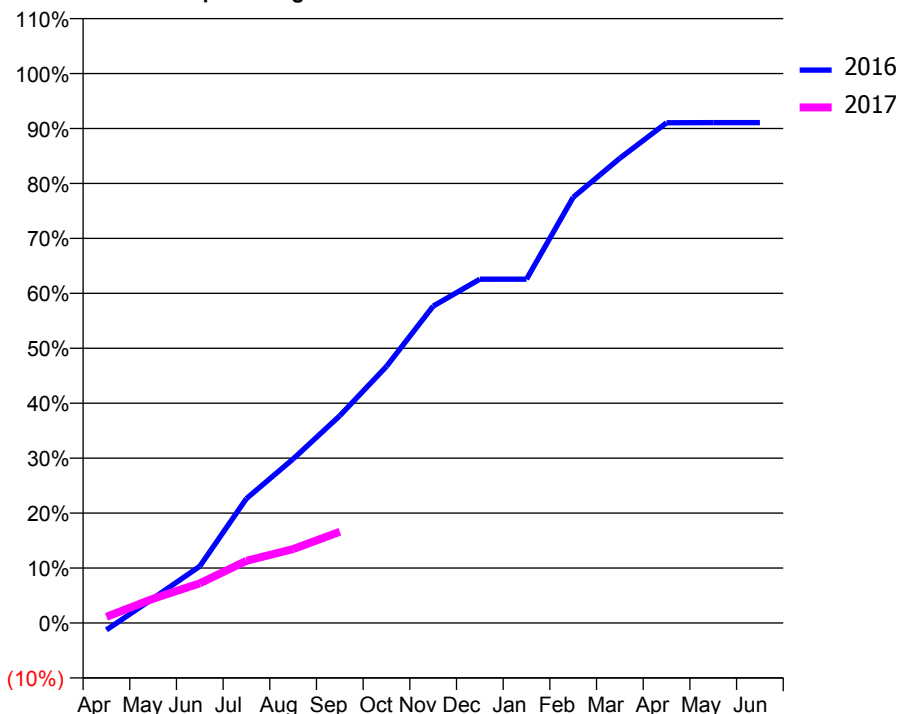
ACCESS*

Patients seen in 24 months	Total	Change since previous quarter
Quarter ending September 2015	2,782	
Quarter ending December 2015	2,925	↑
Quarter ending March 2016	3,155	↑
Quarter ending June 2016	2,737	↓
Quarter ending September 2016	2,262	↓
Variance since September 2015	(18.7%)	↓



ACTIVITY

Cumulative percentage of contracted UDA delivered 2016 & 2017



Adjusted Scheduled Activity (UDA)

Month	2016	2017
April	-107	93
May	370	367
June	856	599
July	1,878	938
August	2,477	1,117
September	3,128	1,379
October	3,873	
November	4,783	
December	5,190	
January	5,190	
February	6,426	
March	7,015	
April	7,551	
May	7,552	
June	7,553	

QUALITY

	Quantity	Base Number	Contract	AT	Region	England
% of FP17s for the same patient ID Re-attending within 3 months - Children	4	224	1.8%	9.6%	11.8%	12.4%
% of FP17s for the same patient ID Re-attending within 3 months - Adults	72	1,028	7.0%	14.3%	16.6%	16.7%
% of FP17s for the same patient ID Re-attending between 3 & 9 months - Children	123	224	54.9%	60.6%	60.2%	57.4%
% of FP17s for the same patient ID Re-attending between 3 & 9 months - Adults	565	1,028	55.0%	52.7%	52.0%	50.5%
% of FP17s for Band 1 Urgent Courses	58	847	6.8%	7.7%	9.4%	9.1%
% of FP17s Relating to Free Repair or Replacements	0	847	0.0%	0.8%	0.7%	0.8%
% of FP17s Relating to Continuations	0	847	0.0%	1.3%	1.2%	1.3%
% of Patients satisfied with the dentistry they have received	12	12	100.0%	93.4%	93.6%	93.2%
% of Patients satisfied with the time they had to wait for an appointment	11	12	91.7%	88.9%	89.1%	89.0%

* This is based on patients treated on this contract for their most recent course of treatment. Figures in italics indicate the base number of FP17s or Patient Questionnaire responses are less than 100. N/A is shown where the base number of responses is less than 10 during the period. % is calculated as Quantity/Base number*100

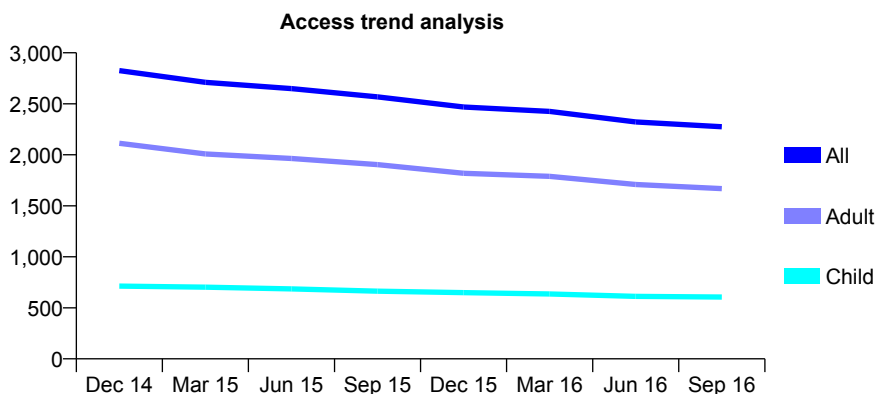
Q64 - Vital Signs At a Glance Contract Report for 132578/0001 - September 2016

Name or company name	The White Horse Dental Practice
Contract type name	PDS Contract
Purpose of contract	General
Contract start date	01/07/2009
Contract end date	26/06/2019

16/17 Contracted general activity (UDA)	9,724
Carry forward general activity (UDA)	0
16/17 Contracted orthodontic activity (UOA)	0
Carry forward orthodontic activity (UOA)	0
Baseline contract value	£236,484.12

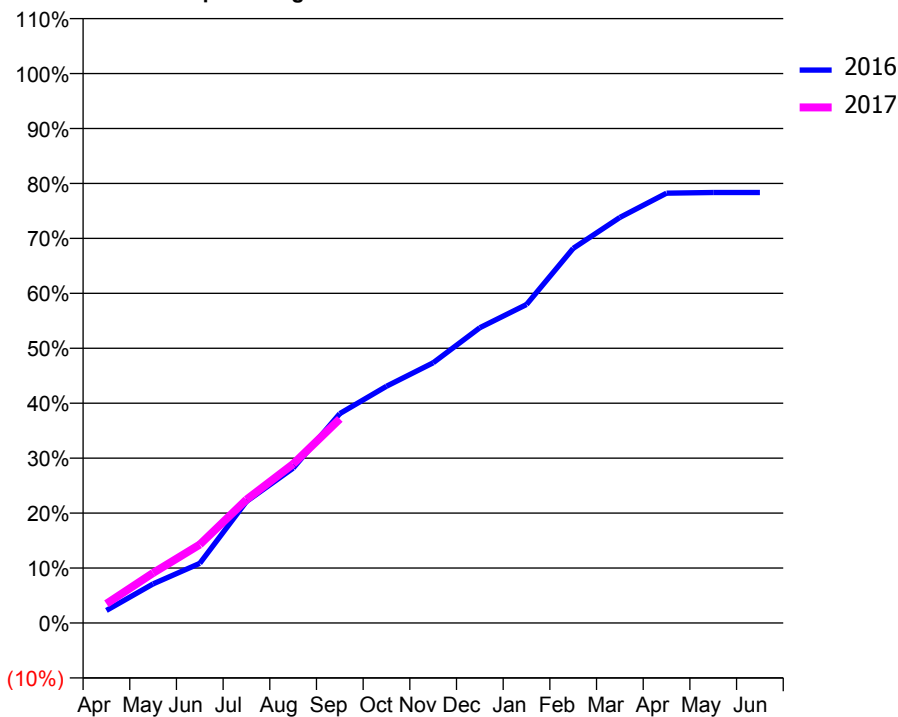
ACCESS*

Patients seen in 24 months	Total	Change since previous quarter
Quarter ending September 2015	2,568	
Quarter ending December 2015	2,468	↓
Quarter ending March 2016	2,425	↓
Quarter ending June 2016	2,322	↓
Quarter ending September 2016	2,275	↓
Variance since September 2015	(11.4%)	↓



ACTIVITY

Cumulative percentage of contracted UDA delivered 2016 & 2017



Month	Adjusted Scheduled Activity (UDA)	
	2016	2017
April	217	342
May	675	887
June	1,030	1,388
July	2,098	2,183
August	2,673	2,815
September	3,614	3,613
October	4,086	
November	4,491	
December	5,095	
January	5,496	
February	6,466	
March	7,000	
April	7,417	
May	7,428	
June	7,429	

QUALITY

	Quantity	Base Number	Contract	AT	Region	England
% of FP17s for the same patient ID Re-attending within 3 months - Children	24	438	5.5%	9.6%	11.8%	12.4%
% of FP17s for the same patient ID Re-attending within 3 months - Adults	182	1,162	15.7%	14.3%	16.6%	16.7%
% of FP17s for the same patient ID Re-attending between 3 & 9 months - Children	271	438	61.9%	60.6%	60.2%	57.4%
% of FP17s for the same patient ID Re-attending between 3 & 9 months - Adults	594	1,162	51.1%	52.7%	52.0%	50.5%
% of FP17s for Band 1 Urgent Courses	103	1,435	7.2%	7.7%	9.4%	9.1%
% of FP17s Relating to Free Repair or Replacements	3	1,435	0.2%	0.8%	0.7%	0.8%
% of FP17s Relating to Continuations	12	1,435	0.8%	1.3%	1.2%	1.3%
% of Patients satisfied with the dentistry they have received	4	5	N/A	93.4%	93.6%	93.2%
% of Patients satisfied with the time they had to wait for an appointment	2	5	N/A	88.9%	89.1%	89.0%

* This is based on patients treated on this contract for their most recent course of treatment. Figures in italics indicate the base number of FP17s or Patient Questionnaire responses are less than 100. N/A is shown where the base number of responses is less than 10 during the period. % is calculated as Quantity/Base number*100

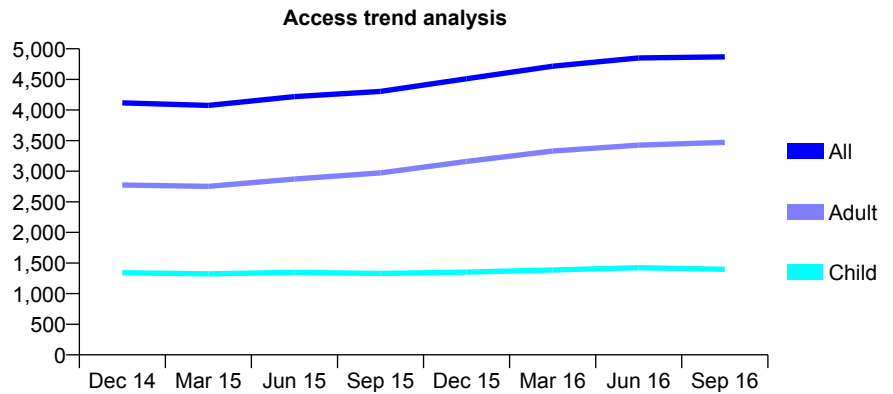
Q64 - Vital Signs At a Glance Contract Report for 134333/0001 - September 2016

Name or company name	Chantry Dental Practice
Contract type name	GDS Contract
Purpose of contract	General
Contract start date	01/04/2006
Contract end date	

16/17 Contracted general activity (UDA)	14,445
Carry forward general activity (UDA)	0
16/17 Contracted orthodontic activity (UOA)	0
Carry forward orthodontic activity (UOA)	0
Baseline contract value	£384,447.01

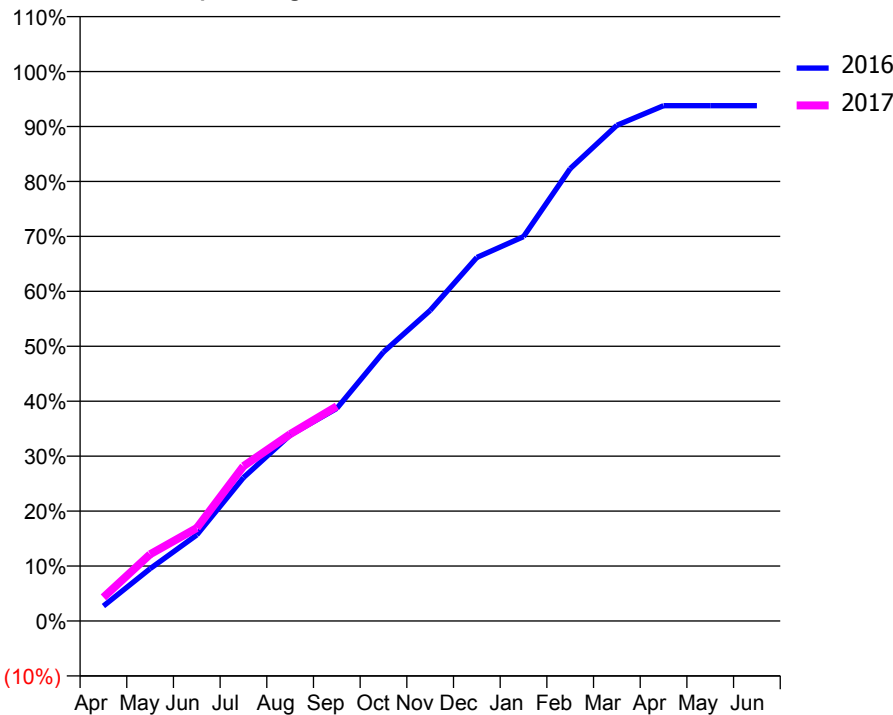
ACCESS*

Patients seen in 24 months	Total	Change since previous quarter
Quarter ending September 2015	4,303	
Quarter ending December 2015	4,511	↑
Quarter ending March 2016	4,716	↑
Quarter ending June 2016	4,850	↑
Quarter ending September 2016	4,868	→
Variance since September 2015	13.1%	↑



ACTIVITY

Cumulative percentage of contracted UDA delivered 2016 & 2017



Month	Adjusted Scheduled Activity (UDA)	
	2016	2017
April	395	623
May	1,377	1,754
June	2,264	2,444
July	3,771	4,070
August	4,889	4,914
September	5,591	5,644
October	7,074	
November	8,166	
December	9,556	
January	10,104	
February	11,891	
March	13,031	
April	13,545	
May	13,545	
June	13,545	

QUALITY

	Quantity	Base Number	Contract	AT	Region	England
% of FP17s for the same patient ID Re-attending within 3 months - Children	47	954	4.9%	9.6%	11.8%	12.4%
% of FP17s for the same patient ID Re-attending within 3 months - Adults	227	2,077	10.9%	14.3%	16.6%	16.7%
% of FP17s for the same patient ID Re-attending between 3 & 9 months - Children	532	954	55.8%	60.6%	60.2%	57.4%
% of FP17s for the same patient ID Re-attending between 3 & 9 months - Adults	1,004	2,077	48.3%	52.7%	52.0%	50.5%
% of FP17s for Band 1 Urgent Courses	170	2,815	6.0%	7.7%	9.4%	9.1%
% of FP17s Relating to Free Repair or Replacements	8	2,815	0.3%	0.8%	0.7%	0.8%
% of FP17s Relating to Continuations	60	2,815	2.1%	1.3%	1.2%	1.3%
% of Patients satisfied with the dentistry they have received	8	8	N/A	93.4%	93.6%	93.2%
% of Patients satisfied with the time they had to wait for an appointment	8	8	N/A	88.9%	89.1%	89.0%

* This is based on patients treated on this contract for their most recent course of treatment. Figures in italics indicate the base number of FP17s or Patient Questionnaire responses are less than 100. N/A is shown where the base number of responses is less than 10 during the period. % is calculated as Quantity/Base number*100

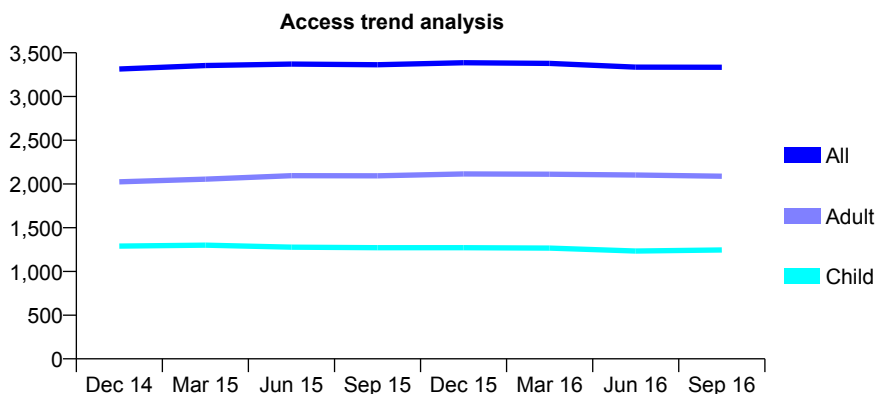
Q64 - Vital Signs At a Glance Contract Report for 135011/0001 - September 2016

Name or company name	Wylve Valley Dentistry Limited
Contract type name	GDS Contract
Purpose of contract	General
Contract start date	01/04/2008
Contract end date	

16/17 Contracted general activity (UDA)	7,374
Carry forward general activity (UDA)	257
16/17 Contracted orthodontic activity (UOA)	0
Carry forward orthodontic activity (UOA)	0
Baseline contract value	£169,122.40

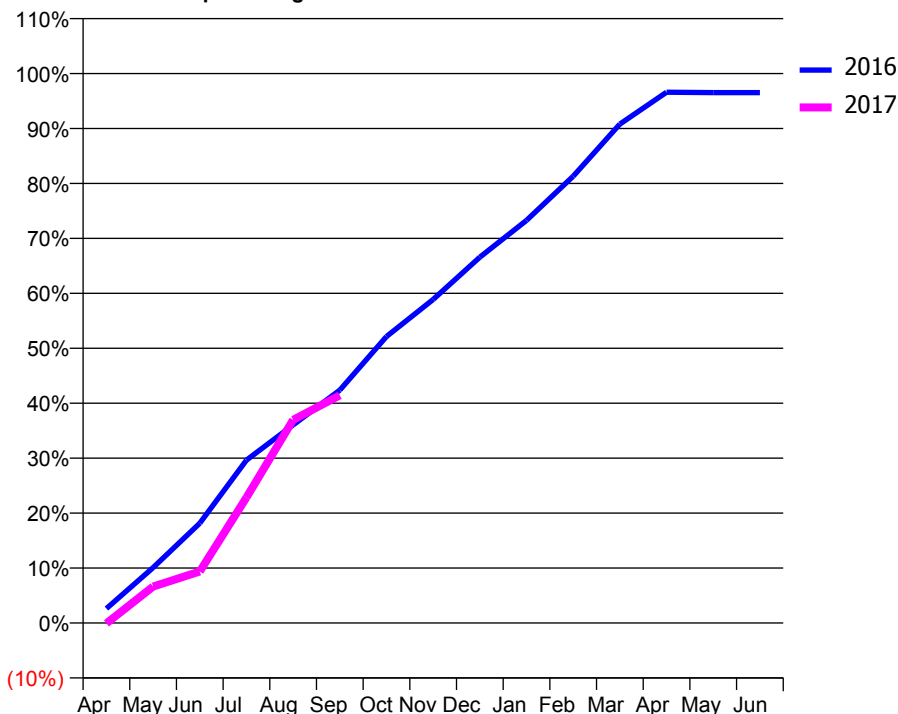
ACCESS*

Patients seen in 24 months	Total	Change since previous quarter
Quarter ending September 2015	3,364	
Quarter ending December 2015	3,386	→
Quarter ending March 2016	3,379	→
Quarter ending June 2016	3,336	↓
Quarter ending September 2016	3,334	→
Variance since September 2015	(0.9%)	→



ACTIVITY

Cumulative percentage of contracted UDA delivered 2016 & 2017



Adjusted Scheduled Activity (UDA)

Month	2016	2017
April	194	-6
May	744	490
June	1,340	691
July	2,186	1,684
August	2,659	2,727
September	3,124	3,055
October	3,845	
November	4,342	
December	4,909	
January	5,403	
February	5,995	
March	6,696	
April	7,122	
May	7,117	
June	7,117	

QUALITY

	Quantity	Base Number	Contract	AT	Region	England
% of FP17s for the same patient ID Re-attending within 3 months - Children	99	1,131	8.8%	9.6%	11.8%	12.4%
% of FP17s for the same patient ID Re-attending within 3 months - Adults	192	1,584	12.1%	14.3%	16.6%	16.7%
% of FP17s for the same patient ID Re-attending between 3 & 9 months - Children	816	1,131	72.1%	60.6%	60.2%	57.4%
% of FP17s for the same patient ID Re-attending between 3 & 9 months - Adults	1,079	1,584	68.1%	52.7%	52.0%	50.5%
% of FP17s for Band 1 Urgent Courses	109	1,908	5.7%	7.7%	9.4%	9.1%
% of FP17s Relating to Free Repair or Replacements	8	1,908	0.4%	0.8%	0.7%	0.8%
% of FP17s Relating to Continuations	8	1,908	0.4%	1.3%	1.2%	1.3%
% of Patients satisfied with the dentistry they have received	3	3	N/A	93.4%	93.6%	93.2%
% of Patients satisfied with the time they had to wait for an appointment	3	3	N/A	88.9%	89.1%	89.0%

* This is based on patients treated on this contract for their most recent course of treatment. Figures in italics indicate the base number of FP17s or Patient Questionnaire responses are less than 100. N/A is shown where the base number of responses is less than 10 during the period. % is calculated as Quantity/Base number*100

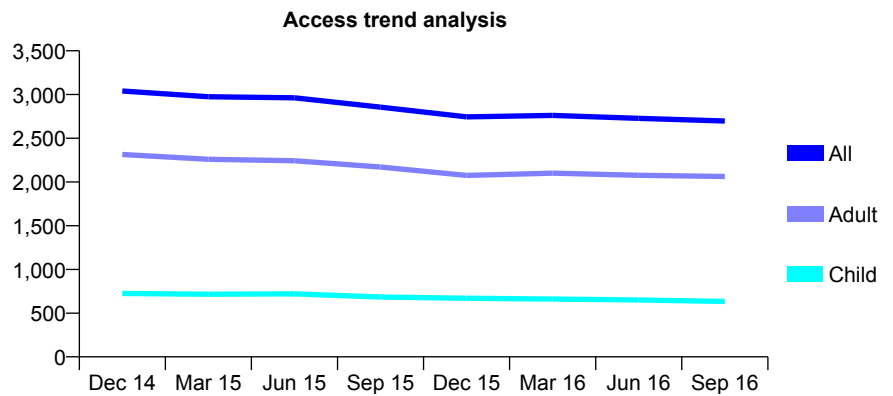
Q64 - Vital Signs At a Glance Contract Report for 135232/0001 - September 2016

Name or company name	Kennet River Dental Practice
Contract type name	PDS Contract
Purpose of contract	General
Contract start date	01/01/2009
Contract end date	01/01/2019

16/17 Contracted general activity (UDA)	7,696
Carry forward general activity (UDA)	0
16/17 Contracted orthodontic activity (UOA)	0
Carry forward orthodontic activity (UOA)	0
Baseline contract value	£174,339.46

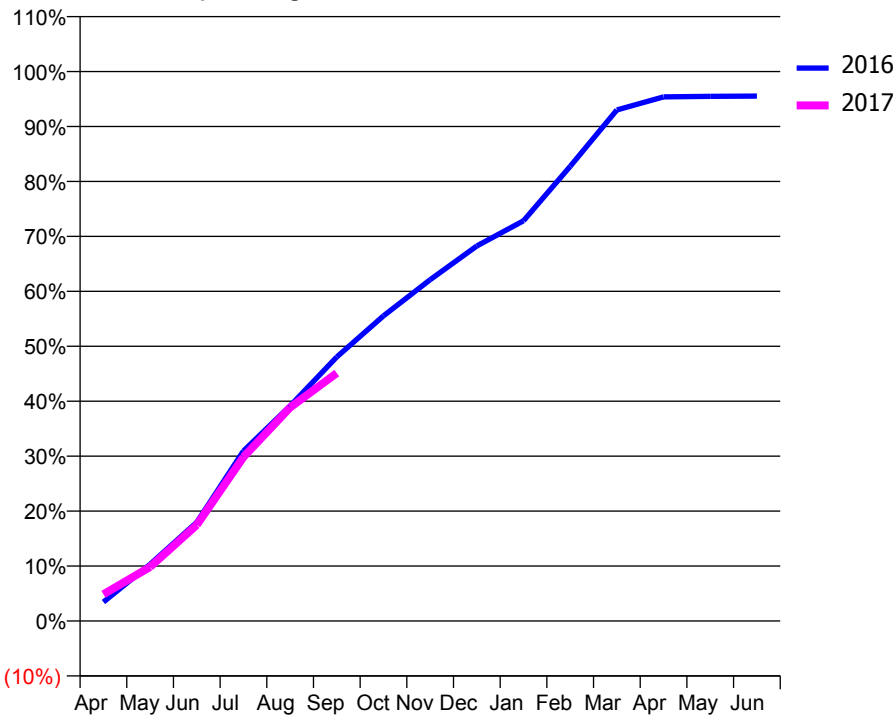
ACCESS*

Patients seen in 24 months	Total	Change since previous quarter
Quarter ending September 2015	2,855	
Quarter ending December 2015	2,745	↓
Quarter ending March 2016	2,761	→
Quarter ending June 2016	2,727	↓
Quarter ending September 2016	2,697	↓
Variance since September 2015	(5.5%)	↓



ACTIVITY

Cumulative percentage of contracted UDA delivered 2016 & 2017



Month	Adjusted Scheduled Activity (UDA)	
	2016	2017
April	288	374
May	863	758
June	1,501	1,346
July	2,584	2,297
August	3,269	2,992
September	4,013	3,472
October	4,637	
November	5,187	
December	5,699	
January	6,081	
February	6,909	
March	7,765	
April	7,965	
May	7,972	
June	7,976	

QUALITY

	Quantity	Base Number	Contract	AT	Region	England
% of FP17s for the same patient ID Re-attending within 3 months - Children	35	466	7.5%	9.6%	11.8%	12.4%
% of FP17s for the same patient ID Re-attending within 3 months - Adults	183	1,391	13.2%	14.3%	16.6%	16.7%
% of FP17s for the same patient ID Re-attending between 3 & 9 months - Children	333	466	71.5%	60.6%	60.2%	57.4%
% of FP17s for the same patient ID Re-attending between 3 & 9 months - Adults	799	1,391	57.4%	52.7%	52.0%	50.5%
% of FP17s for Band 1 Urgent Courses	136	1,733	7.8%	7.7%	9.4%	9.1%
% of FP17s Relating to Free Repair or Replacements	14	1,733	0.8%	0.8%	0.7%	0.8%
% of FP17s Relating to Continuations	10	1,733	0.6%	1.3%	1.2%	1.3%
% of Patients satisfied with the dentistry they have received	4	4	N/A	93.4%	93.6%	93.2%
% of Patients satisfied with the time they had to wait for an appointment	3	4	N/A	88.9%	89.1%	89.0%

* This is based on patients treated on this contract for their most recent course of treatment. Figures in italics indicate the base number of FP17s or Patient Questionnaire responses are less than 100. N/A is shown where the base number of responses is less than 10 during the period. % is calculated as Quantity/Base number*100

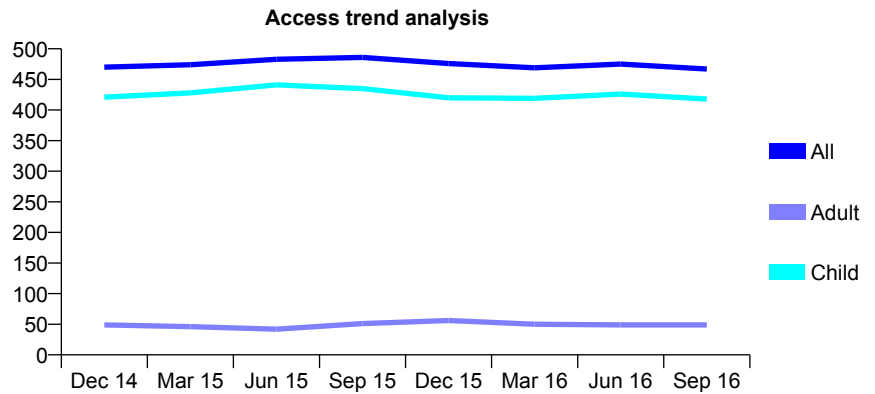
Q64 - Vital Signs At a Glance Contract Report for 135240/0001 - September 2016

Name or company name	Old College Dental Surgery
Contract type name	GDS Contract
Purpose of contract	General
Contract start date	01/04/2006
Contract end date	

16/17 Contracted general activity (UDA)	1,111
Carry forward general activity (UDA)	0
16/17 Contracted orthodontic activity (UOA)	0
Carry forward orthodontic activity (UOA)	0
Baseline contract value	£24,812.12

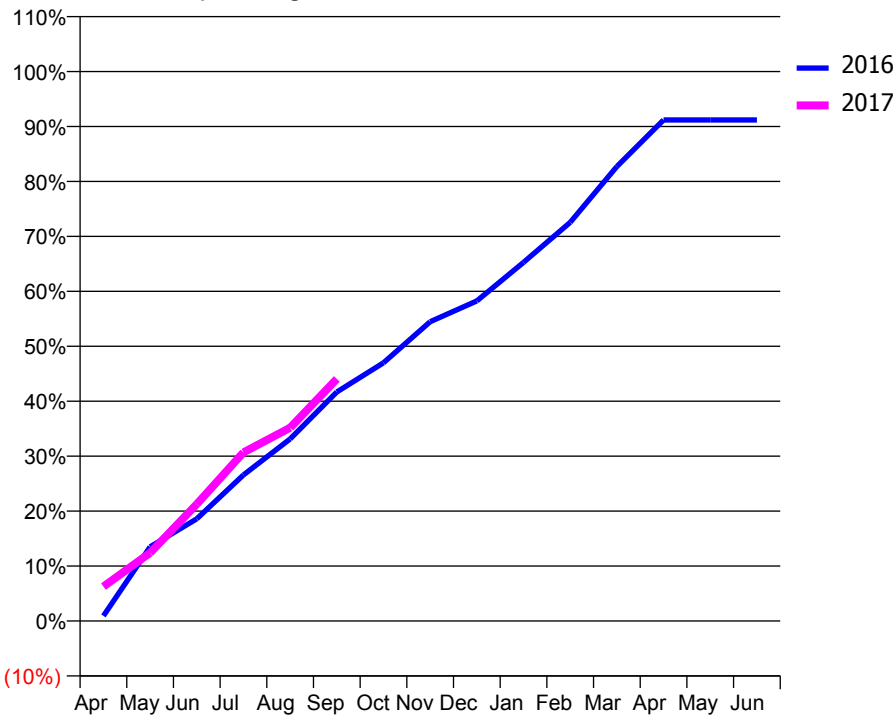
ACCESS*

Patients seen in 24 months	Total	Change since previous quarter
Quarter ending September 2015	486	
Quarter ending December 2015	476	↓
Quarter ending March 2016	469	↓
Quarter ending June 2016	475	→
Quarter ending September 2016	467	↓
Variance since September 2015	(3.9%)	↓



ACTIVITY

Cumulative percentage of contracted UDA delivered 2016 & 2017



Month	Adjusted Scheduled Activity (UDA)	
	2016	2017
April	11	70
May	160	138
June	221	236
July	316	341
August	393	391
September	495	489
October	558	
November	647	
December	692	
January	775	
February	861	
March	982	
April	1,082	
May	1,082	
June	1,082	

QUALITY

	Quantity	Base Number	Contract	AT	Region	England
% of FP17s for the same patient ID Re-attending within 3 months - Children	29	420	6.9%	9.6%	11.8%	12.4%
% of FP17s for the same patient ID Re-attending within 3 months - Adults	0	0	N/A	14.3%	16.6%	16.7%
% of FP17s for the same patient ID Re-attending between 3 & 9 months - Children	300	420	71.4%	60.6%	60.2%	57.4%
% of FP17s for the same patient ID Re-attending between 3 & 9 months - Adults	0	0	N/A	52.7%	52.0%	50.5%
% of FP17s for Band 1 Urgent Courses	22	356	6.2%	7.7%	9.4%	9.1%
% of FP17s Relating to Free Repair or Replacements	0	356	0.0%	0.8%	0.7%	0.8%
% of FP17s Relating to Continuations	0	356	0.0%	1.3%	1.2%	1.3%
% of Patients satisfied with the dentistry they have received	0	0	N/A	93.4%	93.6%	93.2%
% of Patients satisfied with the time they had to wait for an appointment	0	0	N/A	88.9%	89.1%	89.0%

* This is based on patients treated on this contract for their most recent course of treatment. Figures in italics indicate the base number of FP17s or Patient Questionnaire responses are less than 100. N/A is shown where the base number of responses is less than 10 during the period. % is calculated as Quantity/Base number*100

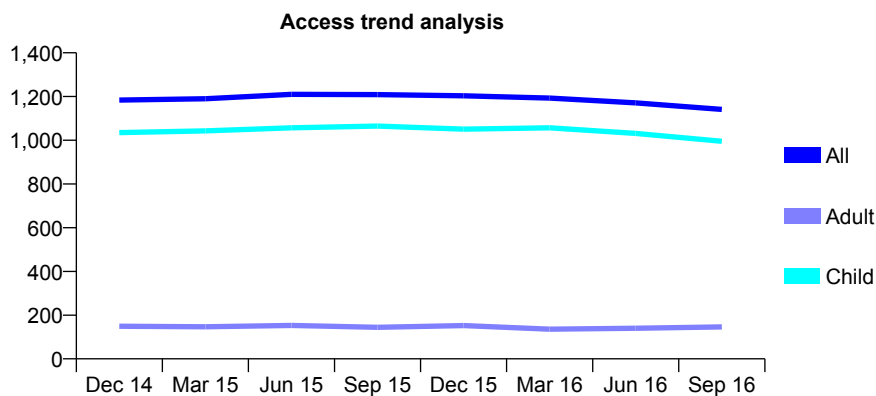
Q64 - Vital Signs At a Glance Contract Report for 135801/0001 - September 2016

Name or company name	Williams & Sanghera Dental Practice
Contract type name	GDS Contract
Purpose of contract	General
Contract start date	01/04/2006
Contract end date	

16/17 Contracted general activity (UDA)	2,487
Carry forward general activity (UDA)	-50
16/17 Contracted orthodontic activity (UOA)	0
Carry forward orthodontic activity (UOA)	0
Baseline contract value	£59,454.67

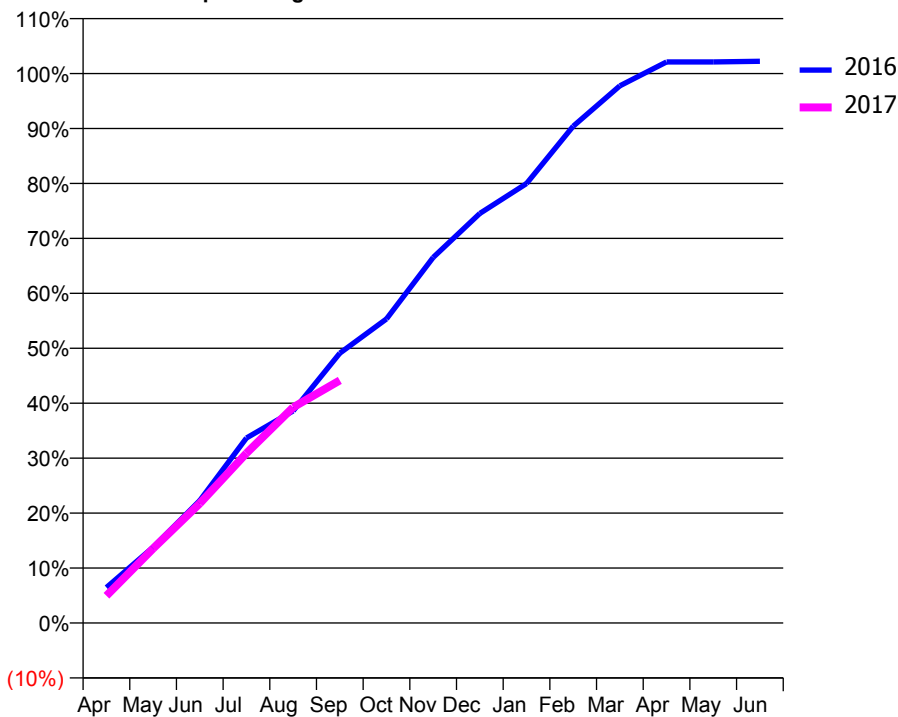
ACCESS*

Patients seen in 24 months	Total	Change since previous quarter
Quarter ending September 2015	1,209	
Quarter ending December 2015	1,203	→
Quarter ending March 2016	1,193	→
Quarter ending June 2016	1,171	↓
Quarter ending September 2016	1,141	↓
Variance since September 2015	(5.6%)	↓



ACTIVITY

Cumulative percentage of contracted UDA delivered 2016 & 2017



Month	Adjusted Scheduled Activity (UDA)	
	2016	2017
April	161	123
May	343	337
June	555	541
July	837	769
August	960	976
September	1,221	1,098
October	1,377	
November	1,655	
December	1,854	
January	1,989	
February	2,249	
March	2,431	
April	2,539	
May	2,539	
June	2,542	

QUALITY

	Quantity	Base Number	Contract	AT	Region	England
% of FP17s for the same patient ID Re-attending within 3 months - Children	50	803	6.2%	9.6%	11.8%	12.4%
% of FP17s for the same patient ID Re-attending within 3 months - Adults	0	0	N/A	14.3%	16.6%	16.7%
% of FP17s for the same patient ID Re-attending between 3 & 9 months - Children	566	803	70.5%	60.6%	60.2%	57.4%
% of FP17s for the same patient ID Re-attending between 3 & 9 months - Adults	0	0	N/A	52.7%	52.0%	50.5%
% of FP17s for Band 1 Urgent Courses	22	734	3.0%	7.7%	9.4%	9.1%
% of FP17s Relating to Free Repair or Replacements	0	734	0.0%	0.8%	0.7%	0.8%
% of FP17s Relating to Continuations	0	734	0.0%	1.3%	1.2%	1.3%
% of Patients satisfied with the dentistry they have received	2	2	N/A	93.4%	93.6%	93.2%
% of Patients satisfied with the time they had to wait for an appointment	2	2	N/A	88.9%	89.1%	89.0%

* This is based on patients treated on this contract for their most recent course of treatment. Figures in italics indicate the base number of FP17s or Patient Questionnaire responses are less than 100. N/A is shown where the base number of responses is less than 10 during the period. % is calculated as Quantity/Base number*100

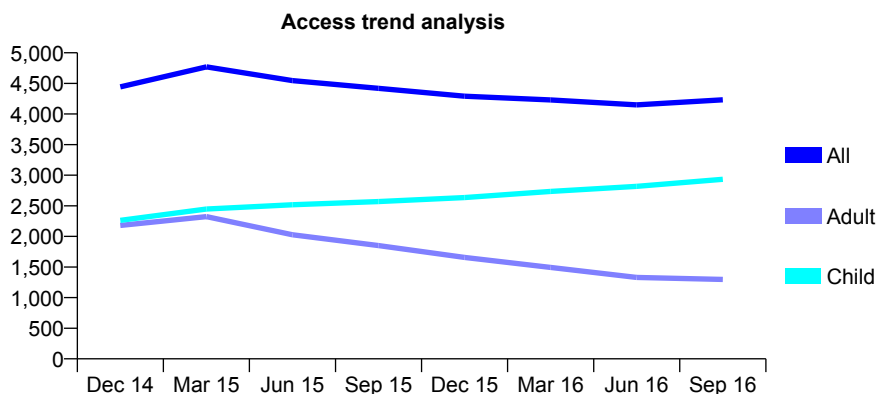
Q64 - Vital Signs At a Glance Contract Report for 136441/0001 - September 2016

Name or company name	Priority Vale Partnership
Contract type name	GDS Contract
Purpose of contract	General
Contract start date	01/03/2013
Contract end date	

16/17 Contracted general activity (UDA)	10,467
Carry forward general activity (UDA)	181
16/17 Contracted orthodontic activity (UOA)	0
Carry forward orthodontic activity (UOA)	0
Baseline contract value	£256,556.63

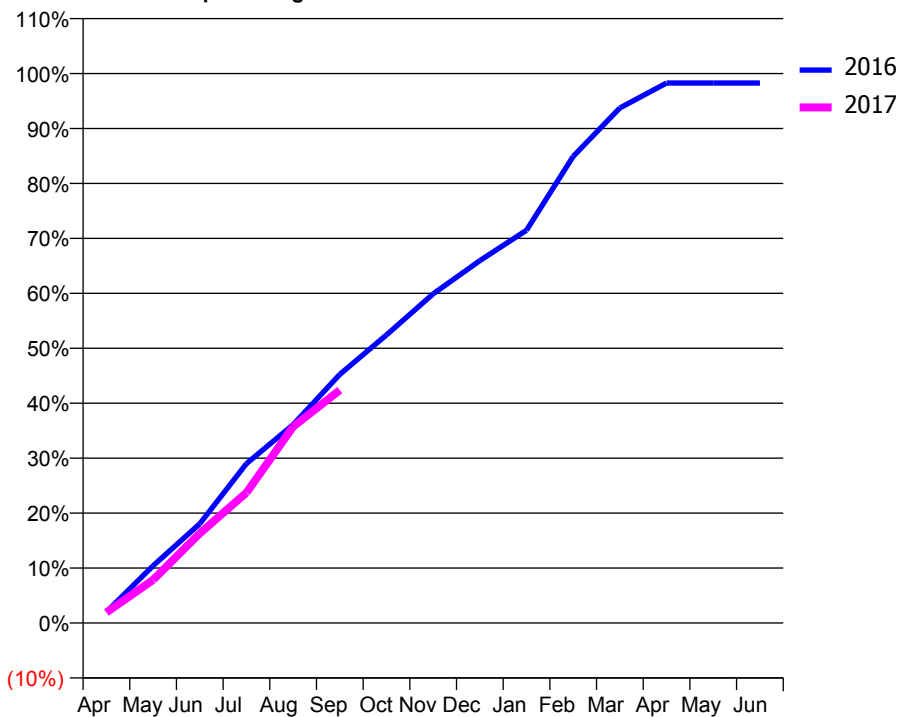
ACCESS*

Patients seen in 24 months	Total	Change since previous quarter
Quarter ending September 2015	4,420	
Quarter ending December 2015	4,291	↓
Quarter ending March 2016	4,230	↓
Quarter ending June 2016	4,149	↓
Quarter ending September 2016	4,232	↑
Variance since September 2015	(4.3%)	↓



ACTIVITY

Cumulative percentage of contracted UDA delivered 2016 & 2017



Month	Adjusted Scheduled Activity (UDA)	
	2016	2017
April	212	203
May	1,092	821
June	1,891	1,707
July	3,037	2,484
August	3,778	3,741
September	4,735	4,435
October	5,489	
November	6,270	
December	6,903	
January	7,481	
February	8,890	
March	9,810	
April	10,286	
May	10,286	
June	10,286	

QUALITY

	Quantity	Base Number	Contract	AT	Region	England
% of FP17s for the same patient ID Re-attending within 3 months - Children	111	2,002	5.5%	9.6%	11.8%	12.4%
% of FP17s for the same patient ID Re-attending within 3 months - Adults	114	642	17.8%	14.3%	16.6%	16.7%
% of FP17s for the same patient ID Re-attending between 3 & 9 months - Children	1,156	2,002	57.7%	60.6%	60.2%	57.4%
% of FP17s for the same patient ID Re-attending between 3 & 9 months - Adults	253	642	39.4%	52.7%	52.0%	50.5%
% of FP17s for Band 1 Urgent Courses	172	2,395	7.2%	7.7%	9.4%	9.1%
% of FP17s Relating to Free Repair or Replacements	0	2,395	0.0%	0.8%	0.7%	0.8%
% of FP17s Relating to Continuations	0	2,395	0.0%	1.3%	1.2%	1.3%
% of Patients satisfied with the dentistry they have received	1	1	N/A	93.4%	93.6%	93.2%
% of Patients satisfied with the time they had to wait for an appointment	1	1	N/A	88.9%	89.1%	89.0%

* This is based on patients treated on this contract for their most recent course of treatment. Figures in italics indicate the base number of FP17s or Patient Questionnaire responses are less than 100. N/A is shown where the base number of responses is less than 10 during the period. % is calculated as Quantity/Base number*100

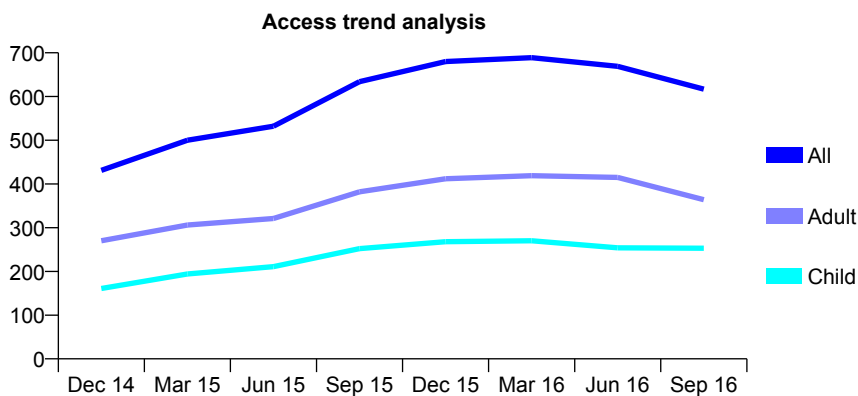
Q64 - Vital Signs At a Glance Contract Report for 136522/0001 - September 2016

Name or company name	Mr MJ Brown, Salford Dental Practice
Contract type name	GDS Contract
Purpose of contract	General
Contract start date	30/05/2014
Contract end date	

16/17 Contracted general activity (UDA)	1,014
Carry forward general activity (UDA)	-20
16/17 Contracted orthodontic activity (UOA)	0
Carry forward orthodontic activity (UOA)	0
Baseline contract value	£25,957.78

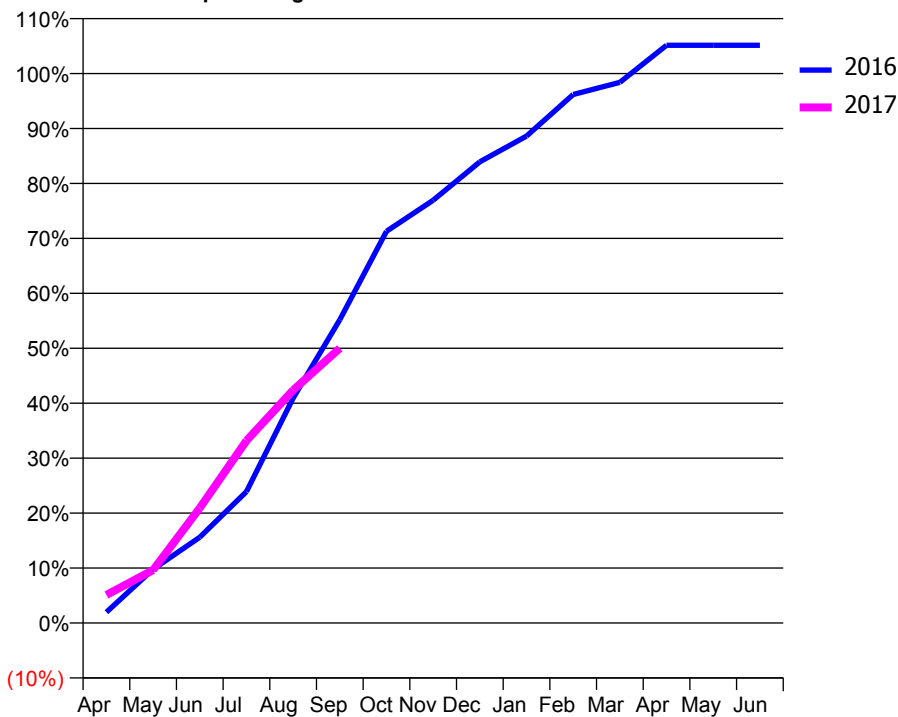
ACCESS*

Patients seen in 24 months	Total	Change since previous quarter
Quarter ending September 2015	634	
Quarter ending December 2015	680	↑
Quarter ending March 2016	689	→
Quarter ending June 2016	669	↓
Quarter ending September 2016	617	↓
Variance since September 2015	(2.7%)	↓



ACTIVITY

Cumulative percentage of contracted UDA delivered 2016 & 2017



Month	Adjusted Scheduled Activity (UDA)	
	2016	2017
April	20	52
May	99	98
June	158	212
July	243	336
August	415	430
September	560	507
October	723	
November	780	
December	851	
January	898	
February	975	
March	998	
April	1,066	
May	1,066	
June	1,066	

QUALITY

	Quantity	Base Number	Contract	AT	Region	England
% of FP17s for the same patient ID Re-attending within 3 months - Children	6	215	2.8%	9.6%	11.8%	12.4%
% of FP17s for the same patient ID Re-attending within 3 months - Adults	17	148	11.5%	14.3%	16.6%	16.7%
% of FP17s for the same patient ID Re-attending between 3 & 9 months - Children	125	215	58.1%	60.6%	60.2%	57.4%
% of FP17s for the same patient ID Re-attending between 3 & 9 months - Adults	42	148	28.4%	52.7%	52.0%	50.5%
% of FP17s for Band 1 Urgent Courses	20	326	6.1%	7.7%	9.4%	9.1%
% of FP17s Relating to Free Repair or Replacements	0	326	0.0%	0.8%	0.7%	0.8%
% of FP17s Relating to Continuations	0	326	0.0%	1.3%	1.2%	1.3%
% of Patients satisfied with the dentistry they have received	1	1	N/A	93.4%	93.6%	93.2%
% of Patients satisfied with the time they had to wait for an appointment	1	1	N/A	88.9%	89.1%	89.0%

* This is based on patients treated on this contract for their most recent course of treatment. Figures in italics indicate the base number of FP17s or Patient Questionnaire responses are less than 100. N/A is shown where the base number of responses is less than 10 during the period. % is calculated as Quantity/Base number*100

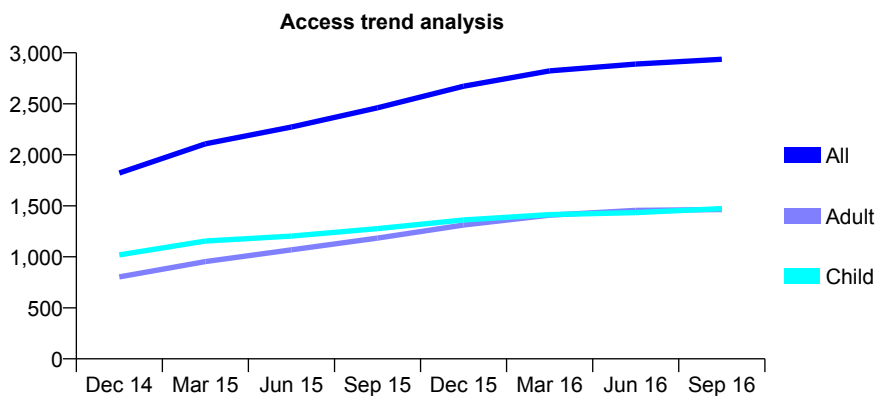
Q64 - Vital Signs At a Glance Contract Report for 137995/0001 - September 2016

Name or company name	Nelson Street Dental Practice Partnership
Contract type name	GDS Contract
Purpose of contract	General
Contract start date	01/04/2014
Contract end date	

16/17 Contracted general activity (UDA)	8,023
Carry forward general activity (UDA)	41
16/17 Contracted orthodontic activity (UOA)	0
Carry forward orthodontic activity (UOA)	0
Baseline contract value	£185,243.74

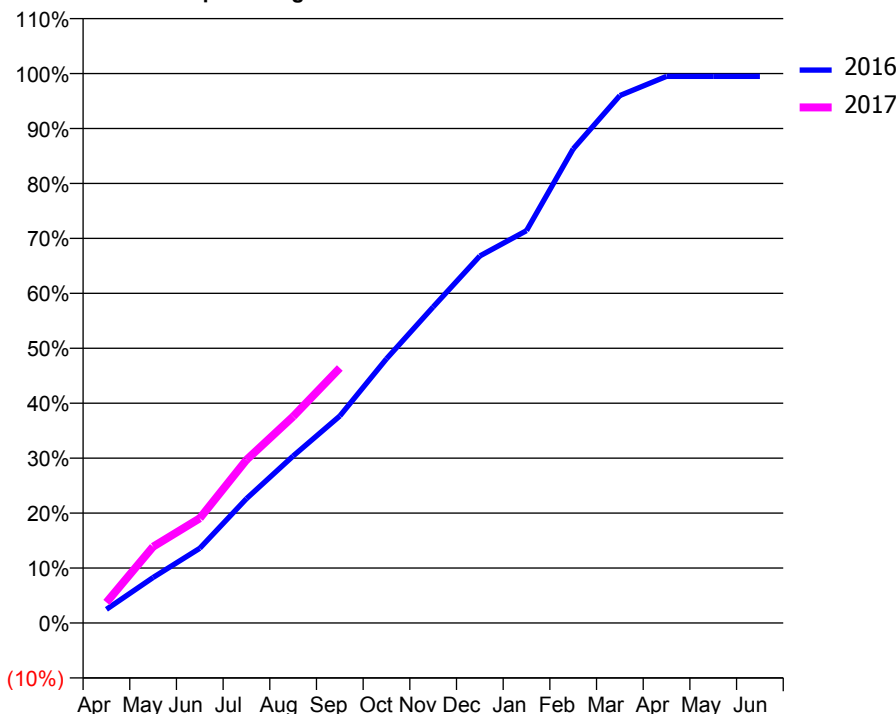
ACCESS*

Patients seen in 24 months	Total	Change since previous quarter
Quarter ending September 2015	2,461	
Quarter ending December 2015	2,673	↑
Quarter ending March 2016	2,823	↑
Quarter ending June 2016	2,889	↑
Quarter ending September 2016	2,937	→
Variance since September 2015	19.3%	↑



ACTIVITY

Cumulative percentage of contracted UDA delivered 2016 & 2017



Month	Adjusted Scheduled Activity (UDA)	
	2016	2017
April	199	301
May	665	1,114
June	1,091	1,529
July	1,815	2,382
August	2,438	3,015
September	3,022	3,724
October	3,858	
November	4,615	
December	5,360	
January	5,729	
February	6,921	
March	7,702	
April	7,981	
May	7,982	
June	7,982	

QUALITY

	Quantity	Base Number	Contract	AT	Region	England
% of FP17s for the same patient ID Re-attending within 3 months - Children	83	1,177	7.1%	9.6%	11.8%	12.4%
% of FP17s for the same patient ID Re-attending within 3 months - Adults	167	953	17.5%	14.3%	16.6%	16.7%
% of FP17s for the same patient ID Re-attending between 3 & 9 months - Children	783	1,177	66.5%	60.6%	60.2%	57.4%
% of FP17s for the same patient ID Re-attending between 3 & 9 months - Adults	515	953	54.0%	52.7%	52.0%	50.5%
% of FP17s for Band 1 Urgent Courses	60	1,750	3.4%	7.7%	9.4%	9.1%
% of FP17s Relating to Free Repair or Replacements	0	1,750	0.0%	0.8%	0.7%	0.8%
% of FP17s Relating to Continuations	34	1,750	1.9%	1.3%	1.2%	1.3%
% of Patients satisfied with the dentistry they have received	4	5	N/A	93.4%	93.6%	93.2%
% of Patients satisfied with the time they had to wait for an appointment	5	5	N/A	88.9%	89.1%	89.0%

* This is based on patients treated on this contract for their most recent course of treatment. Figures in italics indicate the base number of FP17s or Patient Questionnaire responses are less than 100. N/A is shown where the base number of responses is less than 10 during the period. % is calculated as Quantity/Base number*100

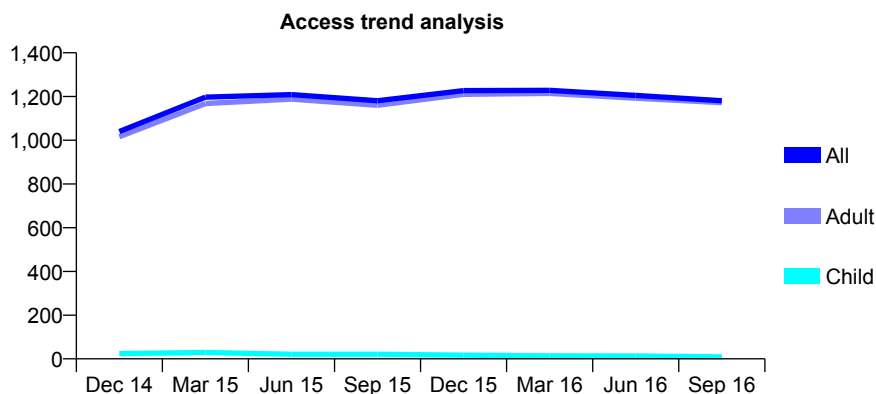
Q64 - Vital Signs At a Glance Contract Report for 138843/0001 - September 2016

Name or company name	BASDAC LLP
Contract type name	GDS Contract
Purpose of contract	General
Contract start date	01/04/2013
Contract end date	

16/17 Contracted general activity (UDA)	3,339
Carry forward general activity (UDA)	-32
16/17 Contracted orthodontic activity (UOA)	0
Carry forward orthodontic activity (UOA)	0
Baseline contract value	£199,697.78

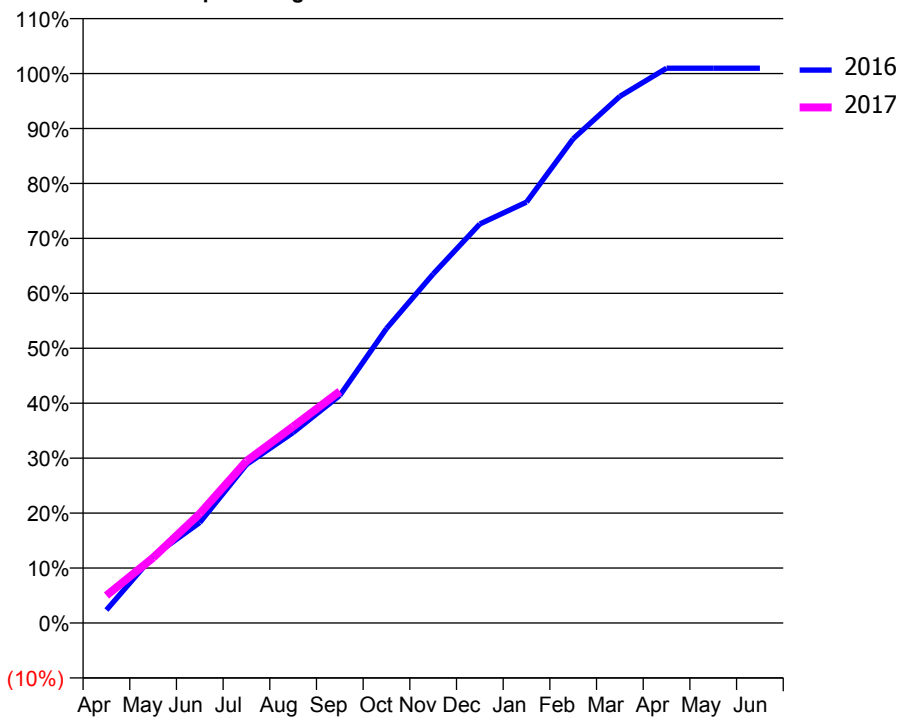
ACCESS*

Patients seen in 24 months	Total	Change since previous quarter
Quarter ending September 2015	1,181	
Quarter ending December 2015	1,227	↑
Quarter ending March 2016	1,228	→
Quarter ending June 2016	1,205	↓
Quarter ending September 2016	1,181	↓
Variance since September 2015	0.0%	→



ACTIVITY

Cumulative percentage of contracted UDA delivered 2016 & 2017



Month	Adjusted Scheduled Activity (UDA)	
	2016	2017
April	79	167
May	406	397
June	610	665
July	963	984
August	1,158	1,194
September	1,383	1,408
October	1,790	
November	2,121	
December	2,425	
January	2,558	
February	2,943	
March	3,200	
April	3,371	
May	3,371	
June	3,371	

QUALITY

	Quantity	Base Number	Contract	AT	Region	England
% of FP17s for the same patient ID Re-attending within 3 months - Children	0	9	0.0%	9.6%	11.8%	12.4%
% of FP17s for the same patient ID Re-attending within 3 months - Adults	2	518	0.4%	14.3%	16.6%	16.7%
% of FP17s for the same patient ID Re-attending between 3 & 9 months - Children	0	9	0.0%	60.6%	60.2%	57.4%
% of FP17s for the same patient ID Re-attending between 3 & 9 months - Adults	1	518	0.2%	52.7%	52.0%	50.5%
% of FP17s for Band 1 Urgent Courses	1	470	0.2%	7.7%	9.4%	9.1%
% of FP17s Relating to Free Repair or Replacements	0	470	0.0%	0.8%	0.7%	0.8%
% of FP17s Relating to Continuations	0	470	0.0%	1.3%	1.2%	1.3%
% of Patients satisfied with the dentistry they have received	0	1	N/A	93.4%	93.6%	93.2%
% of Patients satisfied with the time they had to wait for an appointment	0	1	N/A	88.9%	89.1%	89.0%

* This is based on patients treated on this contract for their most recent course of treatment. Figures in italics indicate the base number of FP17s or Patient Questionnaire responses are less than 100. N/A is shown where the base number of responses is less than 10 during the period. % is calculated as Quantity/Base number*100

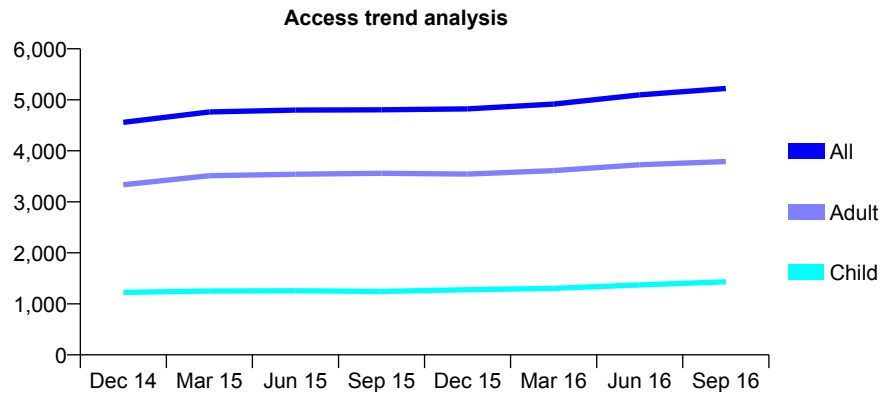
Q64 - Vital Signs At a Glance Contract Report for 141909/0001 - September 2016

Name or company name	Halton House Dental Centre
Contract type name	GDS Contract
Purpose of contract	General
Contract start date	01/04/2013
Contract end date	

16/17 Contracted general activity (UDA)	14,628
Carry forward general activity (UDA)	555
16/17 Contracted orthodontic activity (UOA)	0
Carry forward orthodontic activity (UOA)	0
Baseline contract value	£379,687.20

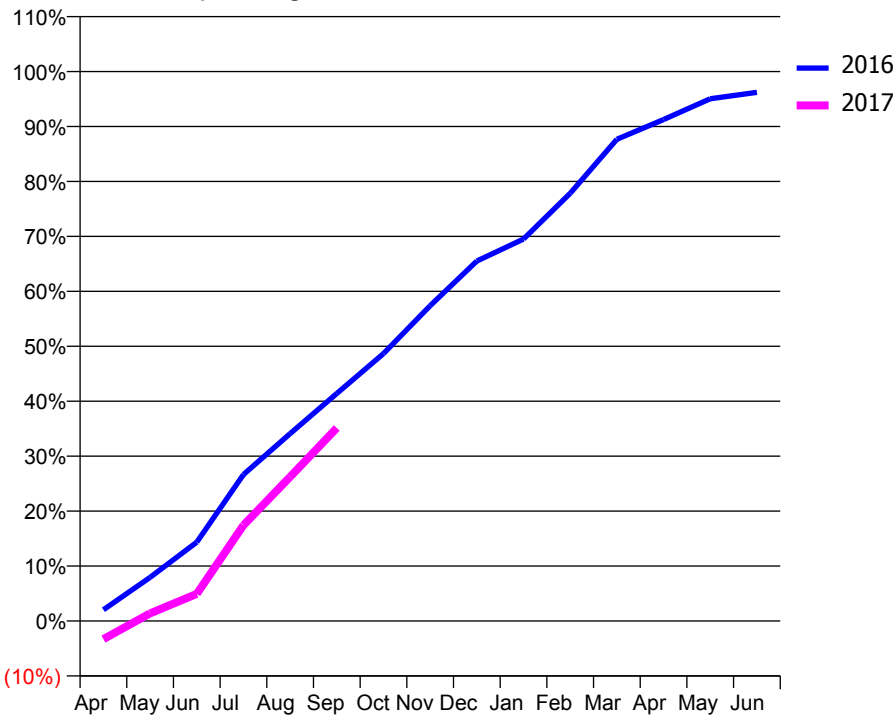
ACCESS*

Patients seen in 24 months	Total	Change since previous quarter
Quarter ending September 2015	4,803	
Quarter ending December 2015	4,821	→
Quarter ending March 2016	4,916	→
Quarter ending June 2016	5,098	↑
Quarter ending September 2016	5,221	↑
Variance since September 2015	8.7%	↑



ACTIVITY

Cumulative percentage of contracted UDA delivered 2016 & 2017



Month	Adjusted Scheduled Activity (UDA)	
	2016	2017
April	300	-486
May	1,163	204
June	2,099	721
July	3,901	2,551
August	4,991	3,840
September	6,057	5,137
October	7,118	
November	8,394	
December	9,583	
January	10,167	
February	11,384	
March	12,823	
April	13,348	
May	13,902	
June	14,073	

QUALITY

	Quantity	Base Number	Contract	AT	Region	England
% of FP17s for the same patient ID Re-attending within 3 months - Children	97	1,177	8.2%	9.6%	11.8%	12.4%
% of FP17s for the same patient ID Re-attending within 3 months - Adults	288	2,614	11.0%	14.3%	16.6%	16.7%
% of FP17s for the same patient ID Re-attending between 3 & 9 months - Children	698	1,177	59.3%	60.6%	60.2%	57.4%
% of FP17s for the same patient ID Re-attending between 3 & 9 months - Adults	1,392	2,614	53.3%	52.7%	52.0%	50.5%
% of FP17s for Band 1 Urgent Courses	218	3,096	7.0%	7.7%	9.4%	9.1%
% of FP17s Relating to Free Repair or Replacements	19	3,096	0.6%	0.8%	0.7%	0.8%
% of FP17s Relating to Continuations	22	3,096	0.7%	1.3%	1.2%	1.3%
% of Patients satisfied with the dentistry they have received	12	12	100.0%	93.4%	93.6%	93.2%
% of Patients satisfied with the time they had to wait for an appointment	11	12	91.7%	88.9%	89.1%	89.0%

* This is based on patients treated on this contract for their most recent course of treatment. Figures in italics indicate the base number of FP17s or Patient Questionnaire responses are less than 100. N/A is shown where the base number of responses is less than 10 during the period. % is calculated as Quantity/Base number*100

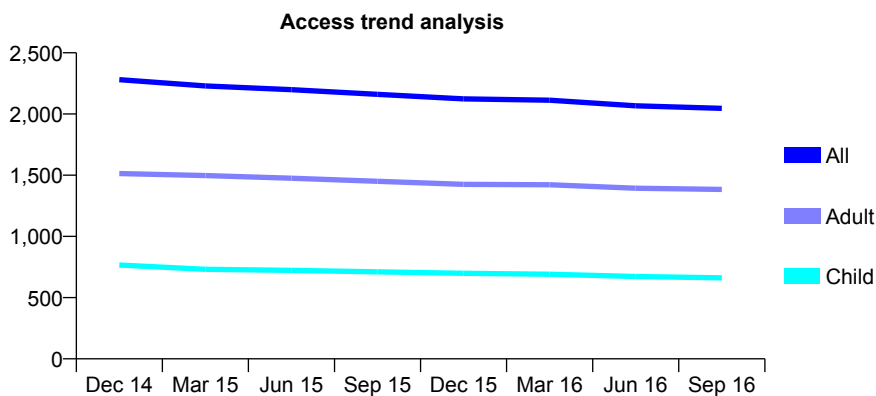
Q64 - Vital Signs At a Glance Contract Report for 146420/0001 - September 2016

Name or company name	North Way Dental Practice Ltd
Contract type name	GDS Contract
Purpose of contract	General
Contract start date	01/07/2012
Contract end date	

16/17 Contracted general activity (UDA)	6,184
Carry forward general activity (UDA)	-124
16/17 Contracted orthodontic activity (UOA)	0
Carry forward orthodontic activity (UOA)	0
Baseline contract value	£221,083.96

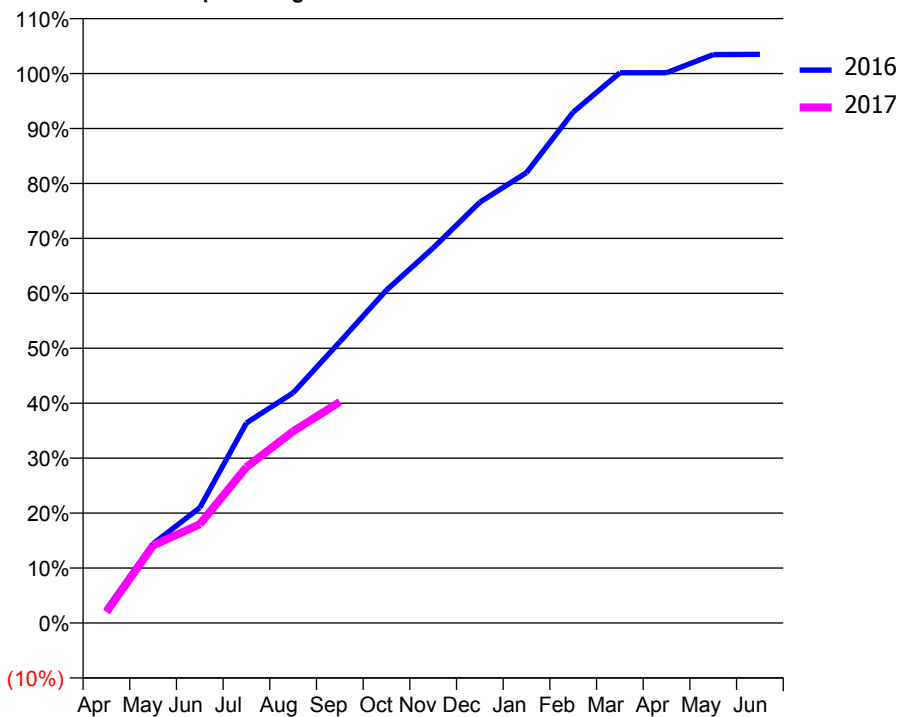
ACCESS*

Patients seen in 24 months	Total	Change since previous quarter
Quarter ending September 2015	2,161	
Quarter ending December 2015	2,124	↓
Quarter ending March 2016	2,113	→
Quarter ending June 2016	2,067	↓
Quarter ending September 2016	2,046	↓
Variance since September 2015	(5.3%)	↓



ACTIVITY

Cumulative percentage of contracted UDA delivered 2016 & 2017



Adjusted Scheduled Activity (UDA)

Month	2016	2017
April	155	124
May	892	872
June	1,297	1,111
July	2,252	1,755
August	2,591	2,157
September	3,164	2,489
October	3,746	
November	4,220	
December	4,735	
January	5,069	
February	5,750	
March	6,192	
April	6,192	
May	6,397	
June	6,400	

QUALITY

	Quantity	Base Number	Contract	AT	Region	England
% of FP17s for the same patient ID Re-attending within 3 months - Children	34	581	5.9%	9.6%	11.8%	12.4%
% of FP17s for the same patient ID Re-attending within 3 months - Adults	109	1,037	10.5%	14.3%	16.6%	16.7%
% of FP17s for the same patient ID Re-attending between 3 & 9 months - Children	405	581	69.7%	60.6%	60.2%	57.4%
% of FP17s for the same patient ID Re-attending between 3 & 9 months - Adults	742	1,037	71.6%	52.7%	52.0%	50.5%
% of FP17s for Band 1 Urgent Courses	49	1,481	3.3%	7.7%	9.4%	9.1%
% of FP17s Relating to Free Repair or Replacements	1	1,481	0.1%	0.8%	0.7%	0.8%
% of FP17s Relating to Continuations	5	1,481	0.3%	1.3%	1.2%	1.3%
% of Patients satisfied with the dentistry they have received	4	4	N/A	93.4%	93.6%	93.2%
% of Patients satisfied with the time they had to wait for an appointment	3	4	N/A	88.9%	89.1%	89.0%

* This is based on patients treated on this contract for their most recent course of treatment. Figures in italics indicate the base number of FP17s or Patient Questionnaire responses are less than 100. N/A is shown where the base number of responses is less than 10 during the period. % is calculated as Quantity/Base number*100

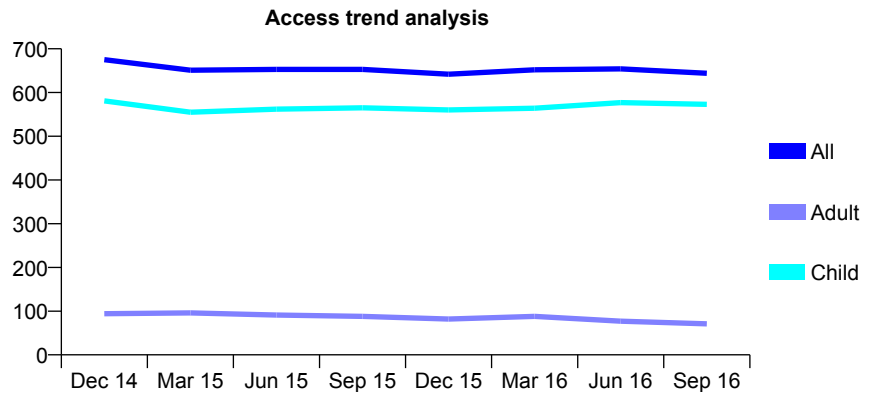
Q64 - Vital Signs At a Glance Contract Report for 147567/0001 - September 2016

Name or company name	Stonehouse Dental Practice
Contract type name	GDS Contract
Purpose of contract	General
Contract start date	01/11/2012
Contract end date	

16/17 Contracted general activity (UDA)	1,100
Carry forward general activity (UDA)	0
16/17 Contracted orthodontic activity (UOA)	0
Carry forward orthodontic activity (UOA)	0
Baseline contract value	£24,856.79

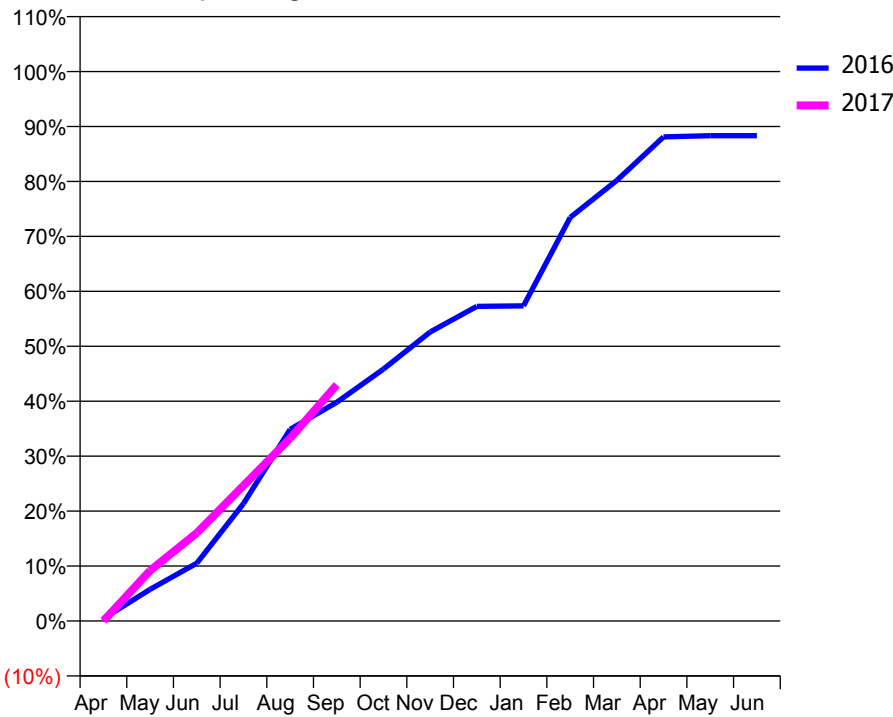
ACCESS*

Patients seen in 24 months	Total	Change since previous quarter
Quarter ending September 2015	653	
Quarter ending December 2015	642	↓
Quarter ending March 2016	652	→
Quarter ending June 2016	654	→
Quarter ending September 2016	644	↓
Variance since September 2015	(1.4%)	↓



ACTIVITY

Cumulative percentage of contracted UDA delivered 2016 & 2017



Month	Adjusted Scheduled Activity (UDA)	
	2016	2017
April	5	0
May	63	101
June	116	176
July	235	271
August	384	366
September	438	473
October	504	
November	579	
December	630	
January	631	
February	808	
March	882	
April	969	
May	971	
June	971	

QUALITY

	Quantity	Base Number	Contract	AT	Region	England
% of FP17s for the same patient ID Re-attending within 3 months - Children	19	403	4.7%	9.6%	11.8%	12.4%
% of FP17s for the same patient ID Re-attending within 3 months - Adults	0	22	0.0%	14.3%	16.6%	16.7%
% of FP17s for the same patient ID Re-attending between 3 & 9 months - Children	227	403	56.3%	60.6%	60.2%	57.4%
% of FP17s for the same patient ID Re-attending between 3 & 9 months - Adults	8	22	36.4%	52.7%	52.0%	50.5%
% of FP17s for Band 1 Urgent Courses	7	349	2.0%	7.7%	9.4%	9.1%
% of FP17s Relating to Free Repair or Replacements	0	349	0.0%	0.8%	0.7%	0.8%
% of FP17s Relating to Continuations	0	349	0.0%	1.3%	1.2%	1.3%
% of Patients satisfied with the dentistry they have received	1	1	N/A	93.4%	93.6%	93.2%
% of Patients satisfied with the time they had to wait for an appointment	1	1	N/A	88.9%	89.1%	89.0%

* This is based on patients treated on this contract for their most recent course of treatment. Figures in italics indicate the base number of FP17s or Patient Questionnaire responses are less than 100. N/A is shown where the base number of responses is less than 10 during the period. % is calculated as Quantity/Base number*100

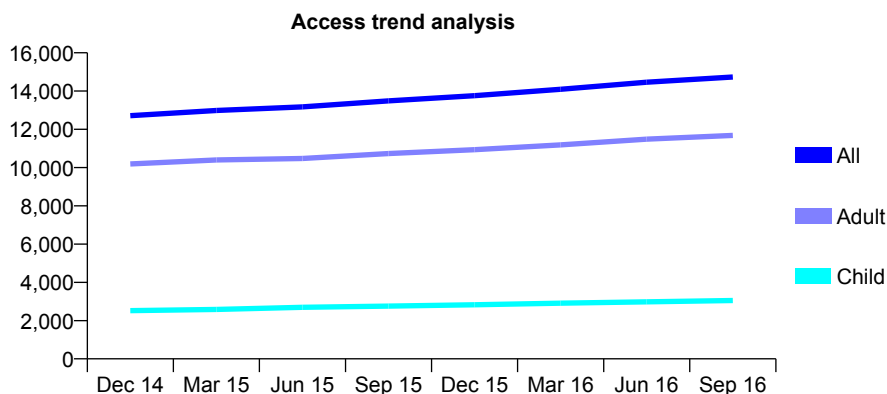
Q64 - Vital Signs At a Glance Contract Report for 147575/0001 - September 2016

Name or company name	Oriel Villas Dental Surgery
Contract type name	GDS Contract
Purpose of contract	General
Contract start date	01/09/2010
Contract end date	

16/17 Contracted general activity (UDA)	35,818
Carry forward general activity (UDA)	195
16/17 Contracted orthodontic activity (UOA)	0
Carry forward orthodontic activity (UOA)	0
Baseline contract value	£850,081.11

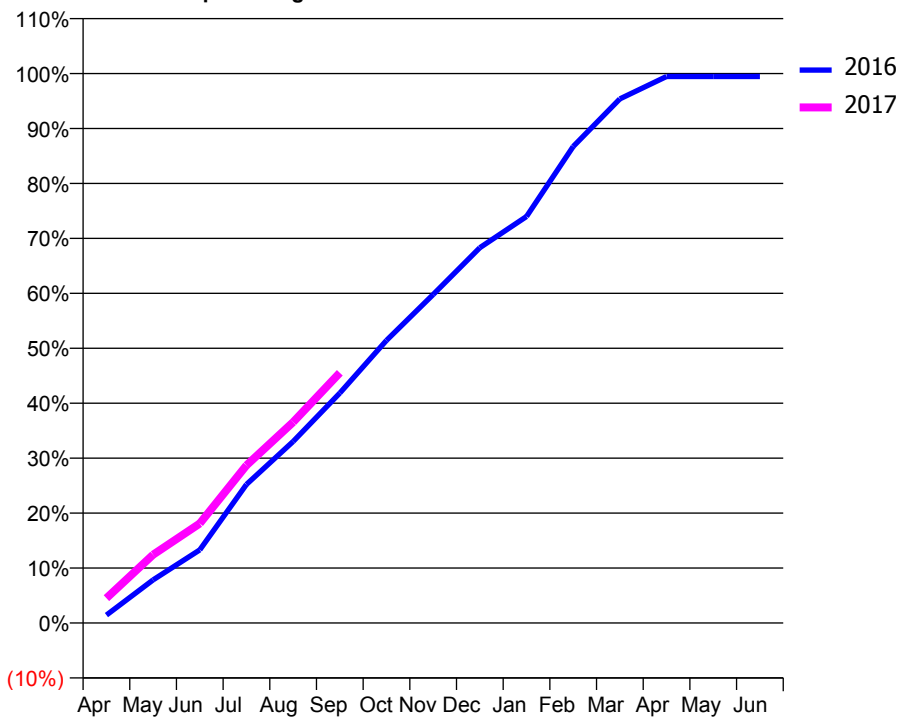
ACCESS*

Patients seen in 24 months	Total	Change since previous quarter
Quarter ending September 2015	13,488	
Quarter ending December 2015	13,761	↑
Quarter ending March 2016	14,096	↑
Quarter ending June 2016	14,460	↑
Quarter ending September 2016	14,734	→
Variance since September 2015	9.2%	↑



ACTIVITY

Cumulative percentage of contracted UDA delivered 2016 & 2017



Month	Adjusted Scheduled Activity (UDA)	
	2016	2017
April	519	1,625
May	2,811	4,456
June	4,766	6,487
July	9,038	10,275
August	11,832	13,094
September	14,987	16,310
October	18,427	
November	21,410	
December	24,465	
January	26,498	
February	31,061	
March	34,165	
April	35,626	
May	35,623	
June	35,623	

QUALITY

	Quantity	Base Number	Contract	AT	Region	England
% of FP17s for the same patient ID Re-attending within 3 months - Children	84	2,068	4.1%	9.6%	11.8%	12.4%
% of FP17s for the same patient ID Re-attending within 3 months - Adults	618	7,037	8.8%	14.3%	16.6%	16.7%
% of FP17s for the same patient ID Re-attending between 3 & 9 months - Children	1,108	2,068	53.6%	60.6%	60.2%	57.4%
% of FP17s for the same patient ID Re-attending between 3 & 9 months - Adults	3,154	7,037	44.8%	52.7%	52.0%	50.5%
% of FP17s for Band 1 Urgent Courses	328	8,093	4.1%	7.7%	9.4%	9.1%
% of FP17s Relating to Free Repair or Replacements	40	8,093	0.5%	0.8%	0.7%	0.8%
% of FP17s Relating to Continuations	26	8,093	0.3%	1.3%	1.2%	1.3%
% of Patients satisfied with the dentistry they have received	18	20	90.0%	93.4%	93.6%	93.2%
% of Patients satisfied with the time they had to wait for an appointment	14	20	70.0%	88.9%	89.1%	89.0%

* This is based on patients treated on this contract for their most recent course of treatment. Figures in italics indicate the base number of FP17s or Patient Questionnaire responses are less than 100. N/A is shown where the base number of responses is less than 10 during the period. % is calculated as Quantity/Base number*100

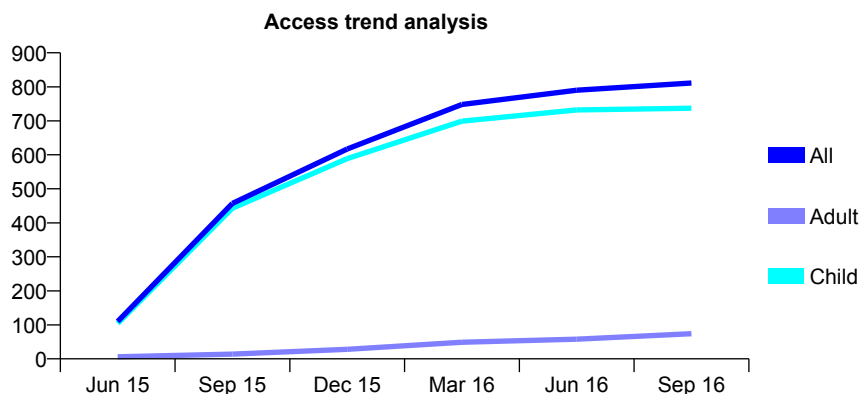
Q64 - Vital Signs At a Glance Contract Report for 148210/0001 - September 2016

Name or company name	Clarence House Partnership
Contract type name	GDS Contract
Purpose of contract	General
Contract start date	07/04/2015
Contract end date	

16/17 Contracted general activity (UDA)	3,051
Carry forward general activity (UDA)	0
16/17 Contracted orthodontic activity (UOA)	0
Carry forward orthodontic activity (UOA)	0
Baseline contract value	£79,268.83

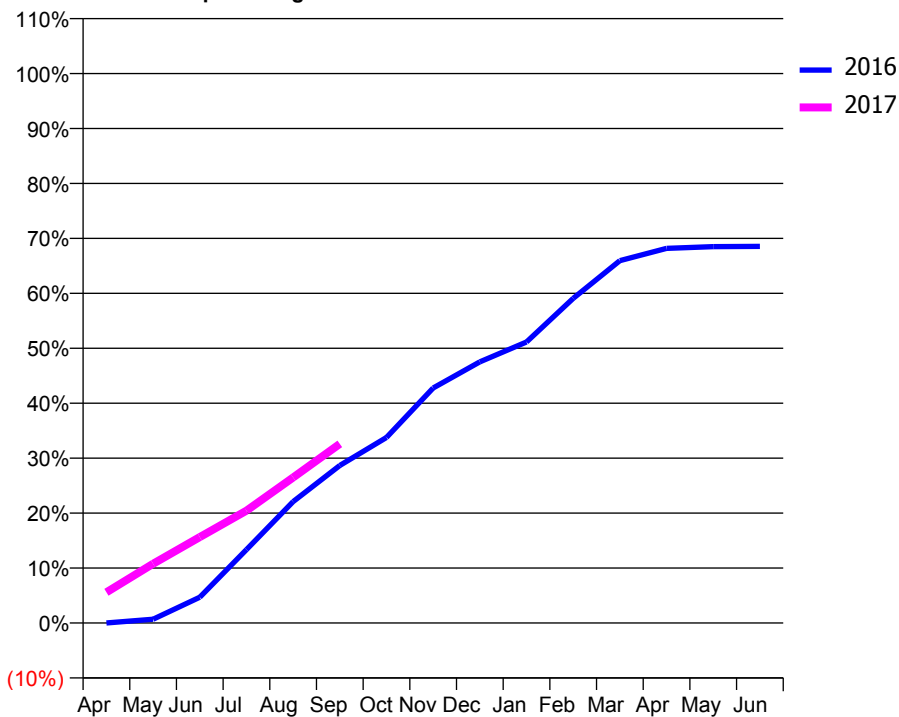
ACCESS*

Patients seen in 24 months	Total	Change since previous quarter
Quarter ending September 2015	457	
Quarter ending December 2015	617	↑
Quarter ending March 2016	748	↑
Quarter ending June 2016	790	↑
Quarter ending September 2016	811	↑
Variance since September 2015	77.5%	↑



ACTIVITY

Cumulative percentage of contracted UDA delivered 2016 & 2017



Month	Adjusted Scheduled Activity (UDA)	
	2016	2017
April	0	171
May	21	329
June	141	477
July	401	624
August	663	808
September	860	995
October	1,013	
November	1,283	
December	1,426	
January	1,534	
February	1,772	
March	1,978	
April	2,045	
May	2,055	
June	2,056	

QUALITY

	Quantity	Base Number	Contract	AT	Region	England
% of FP17s for the same patient ID Re-attending within 3 months - Children	40	588	6.8%	9.6%	11.8%	12.4%
% of FP17s for the same patient ID Re-attending within 3 months - Adults	0	0	N/A	14.3%	16.6%	16.7%
% of FP17s for the same patient ID Re-attending between 3 & 9 months - Children	359	588	61.1%	60.6%	60.2%	57.4%
% of FP17s for the same patient ID Re-attending between 3 & 9 months - Adults	0	0	N/A	52.7%	52.0%	50.5%
% of FP17s for Band 1 Urgent Courses	0	544	0.0%	7.7%	9.4%	9.1%
% of FP17s Relating to Free Repair or Replacements	0	544	0.0%	0.8%	0.7%	0.8%
% of FP17s Relating to Continuations	0	544	0.0%	1.3%	1.2%	1.3%
% of Patients satisfied with the dentistry they have received	0	0	N/A	93.4%	93.6%	93.2%
% of Patients satisfied with the time they had to wait for an appointment	0	0	N/A	88.9%	89.1%	89.0%

* This is based on patients treated on this contract for their most recent course of treatment. Figures in italics indicate the base number of FP17s or Patient Questionnaire responses are less than 100. N/A is shown where the base number of responses is less than 10 during the period. % is calculated as Quantity/Base number*100

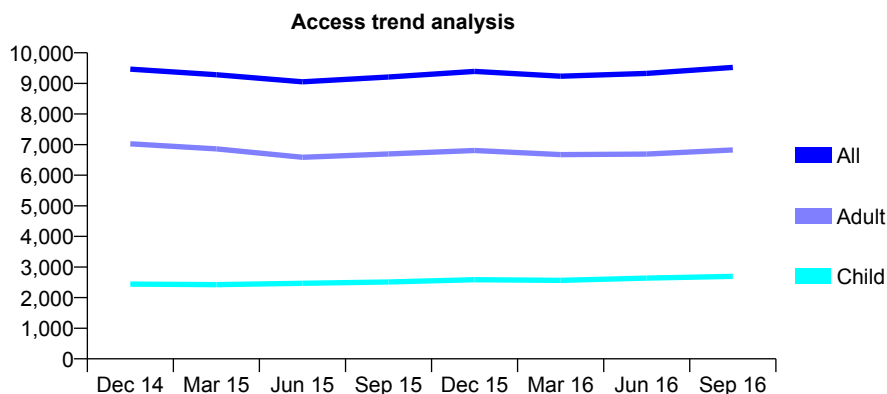
Q64 - Vital Signs At a Glance Contract Report for 150401/0001 - September 2016

Name or company name	Whitecross Dental care Ltd
Contract type name	GDS Contract
Purpose of contract	General
Contract start date	13/10/2010
Contract end date	

16/17 Contracted general activity (UDA)	25,000
Carry forward general activity (UDA)	181
16/17 Contracted orthodontic activity (UOA)	0
Carry forward orthodontic activity (UOA)	0
Baseline contract value	£615,167.31

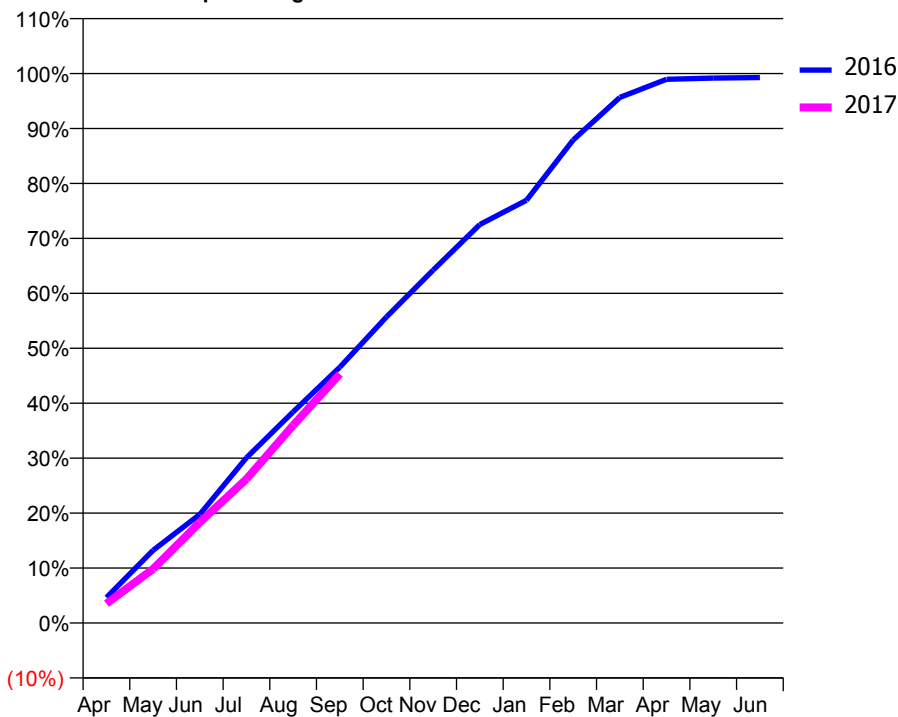
ACCESS*

Patients seen in 24 months	Total	Change since previous quarter
Quarter ending September 2015	9,210	
Quarter ending December 2015	9,392	→
Quarter ending March 2016	9,237	↓
Quarter ending June 2016	9,328	→
Quarter ending September 2016	9,523	↑
Variance since September 2015	3.4%	↑



ACTIVITY

Cumulative percentage of contracted UDA delivered 2016 & 2017



Month	Adjusted Scheduled Activity (UDA)	
	2016	2017
April	1,164	885
May	3,312	2,460
June	4,941	4,575
July	7,517	6,548
August	9,605	8,994
September	11,642	11,332
October	13,923	
November	16,057	
December	18,132	
January	19,232	
February	21,976	
March	23,913	
April	24,738	
May	24,792	
June	24,819	

QUALITY

	Quantity	Base Number	Contract	AT	Region	England
% of FP17s for the same patient ID Re-attending within 3 months - Children	179	2,079	8.6%	9.6%	11.8%	12.4%
% of FP17s for the same patient ID Re-attending within 3 months - Adults	471	4,072	11.6%	14.3%	16.6%	16.7%
% of FP17s for the same patient ID Re-attending between 3 & 9 months - Children	1,183	2,079	56.9%	60.6%	60.2%	57.4%
% of FP17s for the same patient ID Re-attending between 3 & 9 months - Adults	1,709	4,072	42.0%	52.7%	52.0%	50.5%
% of FP17s for Band 1 Urgent Courses	76	5,688	1.3%	7.7%	9.4%	9.1%
% of FP17s Relating to Free Repair or Replacements	10	5,688	0.2%	0.8%	0.7%	0.8%
% of FP17s Relating to Continuations	186	5,688	3.3%	1.3%	1.2%	1.3%
% of Patients satisfied with the dentistry they have received	14	15	93.3%	93.4%	93.6%	93.2%
% of Patients satisfied with the time they had to wait for an appointment	15	15	100.0%	88.9%	89.1%	89.0%

* This is based on patients treated on this contract for their most recent course of treatment. Figures in italics indicate the base number of FP17s or Patient Questionnaire responses are less than 100. N/A is shown where the base number of responses is less than 10 during the period. % is calculated as Quantity/Base number*100

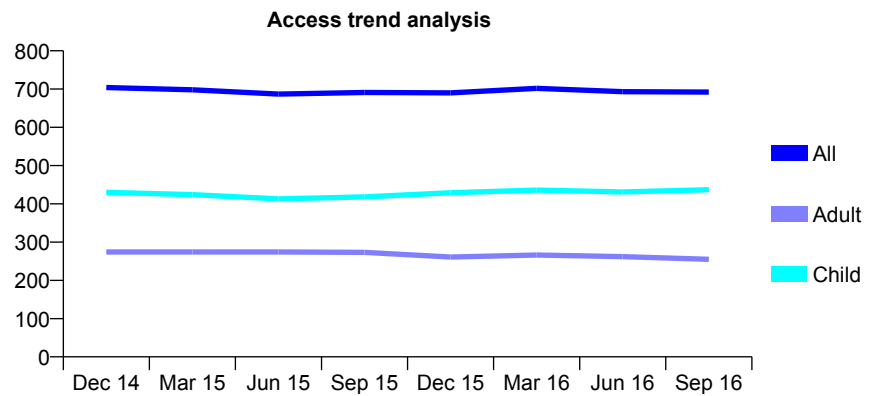
Q64 - Vital Signs At a Glance Contract Report for 152021/0001 - September 2016

Name or company name	Hartree Dental Surgery
Contract type name	GDS Contract
Purpose of contract	General
Contract start date	01/04/2006
Contract end date	

16/17 Contracted general activity (UDA)	1,646
Carry forward general activity (UDA)	18
16/17 Contracted orthodontic activity (UOA)	0
Carry forward orthodontic activity (UOA)	0
Baseline contract value	£39,210.55

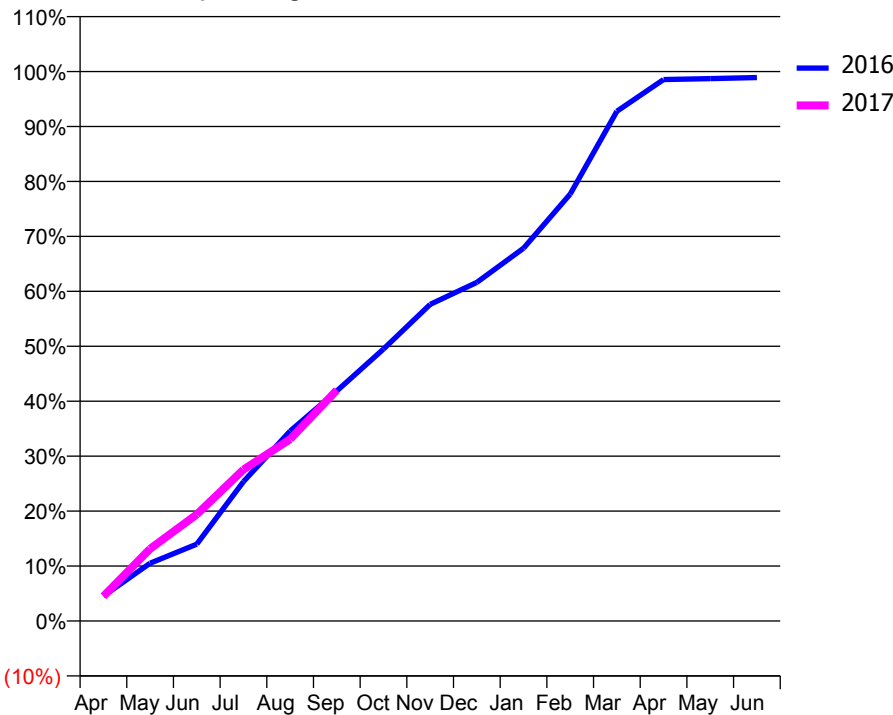
ACCESS*

Patients seen in 24 months	Total	Change since previous quarter
Quarter ending September 2015	691	
Quarter ending December 2015	690	→
Quarter ending March 2016	702	→
Quarter ending June 2016	693	↓
Quarter ending September 2016	692	→
Variance since September 2015	0.1%	→



ACTIVITY

Cumulative percentage of contracted UDA delivered 2016 & 2017



Month	Adjusted Scheduled Activity (UDA)	
	2016	2017
April	75	74
May	173	216
June	230	319
July	418	453
August	569	545
September	689	692
October	815	
November	948	
December	1,014	
January	1,117	
February	1,279	
March	1,527	
April	1,622	
May	1,625	
June	1,628	

QUALITY

	Quantity	Base Number	Contract	AT	Region	England
% of FP17s for the same patient ID Re-attending within 3 months - Children	26	395	6.6%	9.6%	11.8%	12.4%
% of FP17s for the same patient ID Re-attending within 3 months - Adults	20	126	15.9%	14.3%	16.6%	16.7%
% of FP17s for the same patient ID Re-attending between 3 & 9 months - Children	274	395	69.4%	60.6%	60.2%	57.4%
% of FP17s for the same patient ID Re-attending between 3 & 9 months - Adults	72	126	57.1%	52.7%	52.0%	50.5%
% of FP17s for Band 1 Urgent Courses	4	452	0.9%	7.7%	9.4%	9.1%
% of FP17s Relating to Free Repair or Replacements	0	452	0.0%	0.8%	0.7%	0.8%
% of FP17s Relating to Continuations	9	452	2.0%	1.3%	1.2%	1.3%
% of Patients satisfied with the dentistry they have received	2	2	N/A	93.4%	93.6%	93.2%
% of Patients satisfied with the time they had to wait for an appointment	2	2	N/A	88.9%	89.1%	89.0%

* This is based on patients treated on this contract for their most recent course of treatment. Figures in italics indicate the base number of FP17s or Patient Questionnaire responses are less than 100. N/A is shown where the base number of responses is less than 10 during the period. % is calculated as Quantity/Base number*100

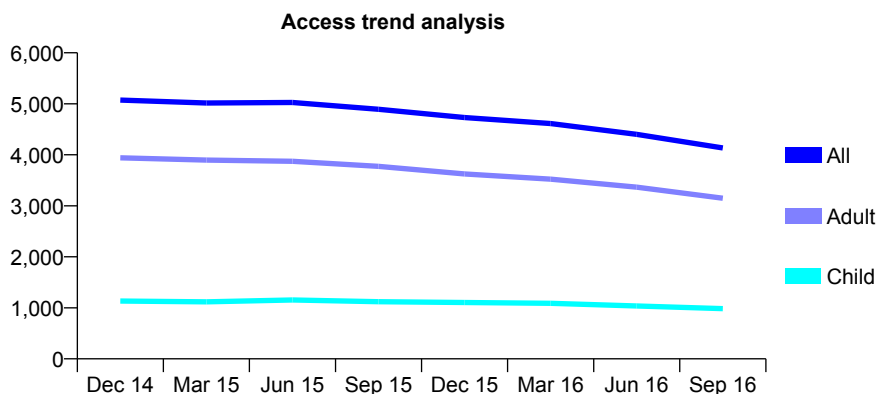
Q64 - Vital Signs At a Glance Contract Report for 153052/0001 - September 2016

Name or company name	Dentalcare (Southern) Limited
Contract type name	GDS Contract
Purpose of contract	General
Contract start date	01/08/2012
Contract end date	

16/17 Contracted general activity (UDA)	12,257
Carry forward general activity (UDA)	282
16/17 Contracted orthodontic activity (UOA)	0
Carry forward orthodontic activity (UOA)	0
Baseline contract value	£303,125.29

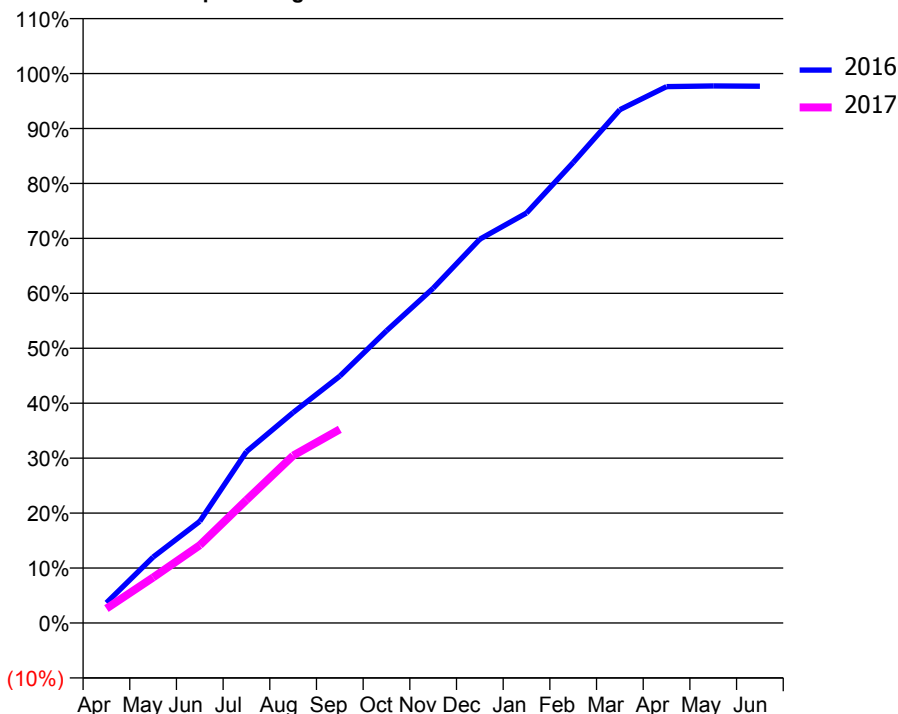
ACCESS*

Patients seen in 24 months	Total	Change since previous quarter
Quarter ending September 2015	4,893	
Quarter ending December 2015	4,730	↓
Quarter ending March 2016	4,613	↓
Quarter ending June 2016	4,401	↓
Quarter ending September 2016	4,134	↓
Variance since September 2015	(15.5%)	↓



ACTIVITY

Cumulative percentage of contracted UDA delivered 2016 & 2017



Month	Adjusted Scheduled Activity (UDA)	
	2016	2017
April	450	322
May	1,470	1,017
June	2,269	1,735
July	3,823	2,743
August	4,696	3,734
September	5,507	4,320
October	6,517	
November	7,468	
December	8,562	
January	9,144	
February	10,273	
March	11,451	
April	11,964	
May	11,979	
June	11,975	

QUALITY

	Quantity	Base Number	Contract	AT	Region	England
% of FP17s for the same patient ID Re-attending within 3 months - Children	32	647	4.9%	9.6%	11.8%	12.4%
% of FP17s for the same patient ID Re-attending within 3 months - Adults	214	2,008	10.7%	14.3%	16.6%	16.7%
% of FP17s for the same patient ID Re-attending between 3 & 9 months - Children	370	647	57.2%	60.6%	60.2%	57.4%
% of FP17s for the same patient ID Re-attending between 3 & 9 months - Adults	1,168	2,008	58.2%	52.7%	52.0%	50.5%
% of FP17s for Band 1 Urgent Courses	130	2,374	5.5%	7.7%	9.4%	9.1%
% of FP17s Relating to Free Repair or Replacements	28	2,374	1.2%	0.8%	0.7%	0.8%
% of FP17s Relating to Continuations	7	2,374	0.3%	1.3%	1.2%	1.3%
% of Patients satisfied with the dentistry they have received	5	5	N/A	93.4%	93.6%	93.2%
% of Patients satisfied with the time they had to wait for an appointment	4	5	N/A	88.9%	89.1%	89.0%

* This is based on patients treated on this contract for their most recent course of treatment. Figures in italics indicate the base number of FP17s or Patient Questionnaire responses are less than 100. N/A is shown where the base number of responses is less than 10 during the period. % is calculated as Quantity/Base number*100

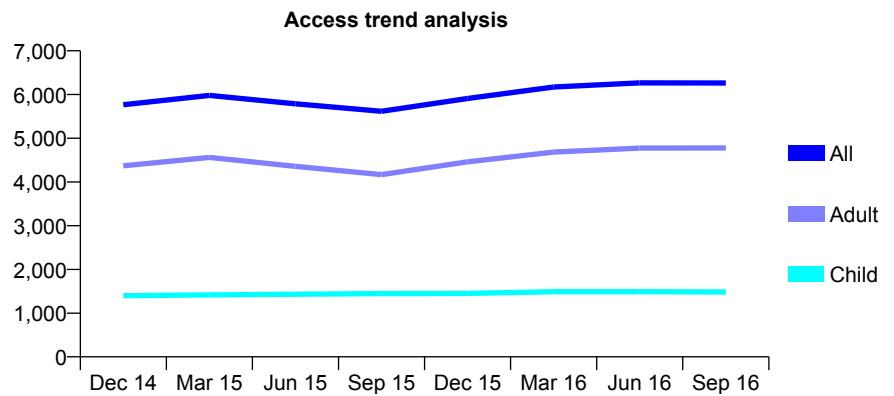
Q64 - Vital Signs At a Glance Contract Report for 155594/0001 - September 2016

Name or company name	The Parks Dental Practice
Contract type name	GDS Contract
Purpose of contract	General
Contract start date	21/03/2013
Contract end date	

16/17 Contracted general activity (UDA)	17,000
Carry forward general activity (UDA)	-250
16/17 Contracted orthodontic activity (UOA)	0
Carry forward orthodontic activity (UOA)	0
Baseline contract value	£415,420.49

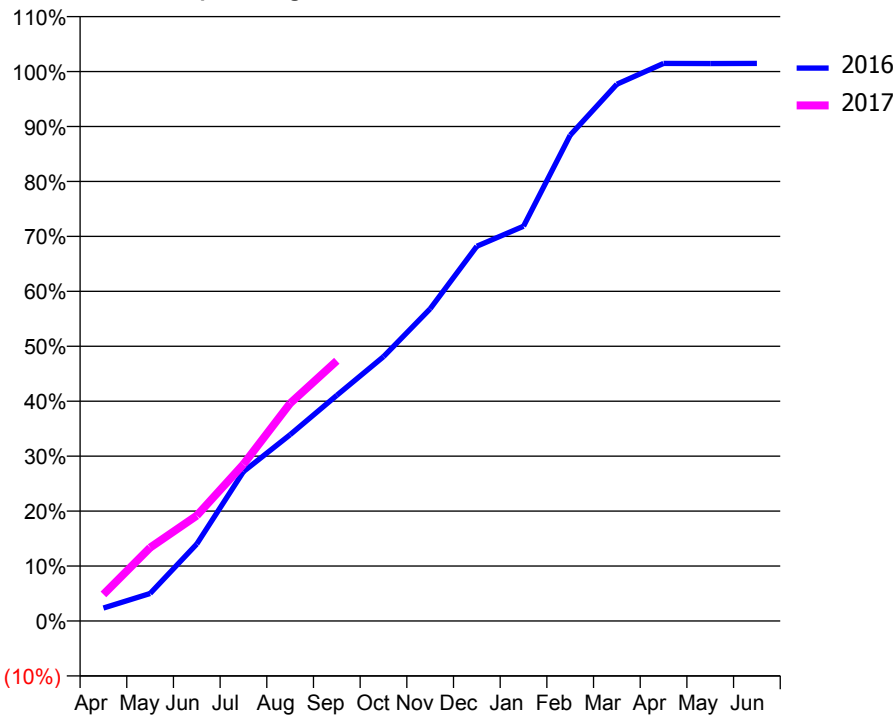
ACCESS*

Patients seen in 24 months	Total	Change since previous quarter
Quarter ending September 2015	5,616	
Quarter ending December 2015	5,909	↑
Quarter ending March 2016	6,172	↑
Quarter ending June 2016	6,265	→
Quarter ending September 2016	6,263	→
Variance since September 2015	11.5%	↑



ACTIVITY

Cumulative percentage of contracted UDA delivered 2016 & 2017



Month	Adjusted Scheduled Activity (UDA)	
	2016	2017
April	403	823
May	853	2,272
June	2,384	3,263
July	4,622	4,851
August	5,763	6,736
September	6,982	8,050
October	8,178	
November	9,660	
December	11,596	
January	12,214	
February	15,031	
March	16,607	
April	17,250	
May	17,248	
June	17,250	

QUALITY

	Quantity	Base Number	Contract	AT	Region	England
% of FP17s for the same patient ID Re-attending within 3 months - Children	138	1,311	10.5%	9.6%	11.8%	12.4%
% of FP17s for the same patient ID Re-attending within 3 months - Adults	475	3,276	14.5%	14.3%	16.6%	16.7%
% of FP17s for the same patient ID Re-attending between 3 & 9 months - Children	858	1,311	65.4%	60.6%	60.2%	57.4%
% of FP17s for the same patient ID Re-attending between 3 & 9 months - Adults	1,909	3,276	58.3%	52.7%	52.0%	50.5%
% of FP17s for Band 1 Urgent Courses	448	4,199	10.7%	7.7%	9.4%	9.1%
% of FP17s Relating to Free Repair or Replacements	51	4,199	1.2%	0.8%	0.7%	0.8%
% of FP17s Relating to Continuations	56	4,199	1.3%	1.3%	1.2%	1.3%
% of Patients satisfied with the dentistry they have received	6	6	N/A	93.4%	93.6%	93.2%
% of Patients satisfied with the time they had to wait for an appointment	6	6	N/A	88.9%	89.1%	89.0%

* This is based on patients treated on this contract for their most recent course of treatment. Figures in italics indicate the base number of FP17s or Patient Questionnaire responses are less than 100. N/A is shown where the base number of responses is less than 10 during the period. % is calculated as Quantity/Base number*100

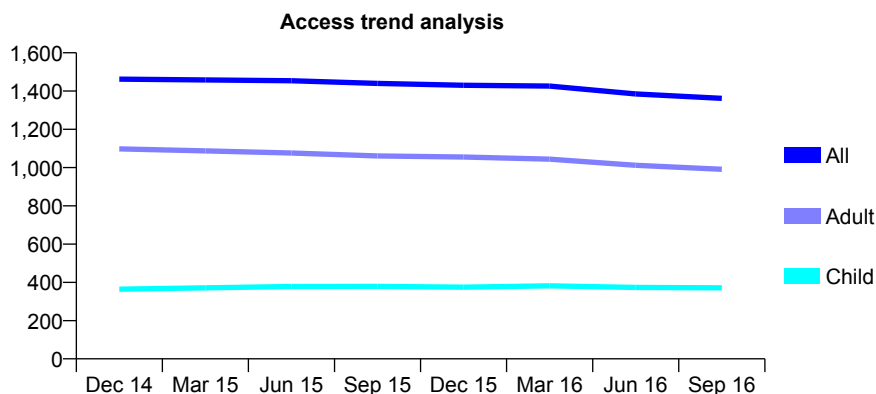
Q64 - Vital Signs At a Glance Contract Report for 155918/0001 - September 2016

Name or company name	Laser-Dent Ltd
Contract type name	GDS Contract
Purpose of contract	General
Contract start date	01/05/2011
Contract end date	

16/17 Contracted general activity (UDA)	5,100
Carry forward general activity (UDA)	4
16/17 Contracted orthodontic activity (UOA)	0
Carry forward orthodontic activity (UOA)	0
Baseline contract value	£121,078.16

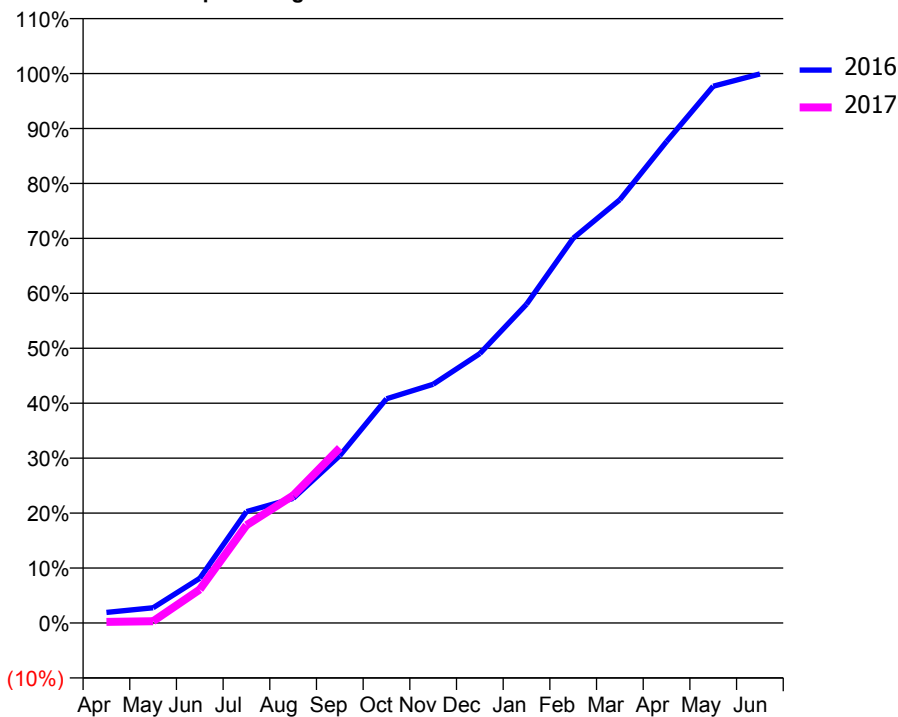
ACCESS*

Patients seen in 24 months	Total	Change since previous quarter
Quarter ending September 2015	1,440	
Quarter ending December 2015	1,430	→
Quarter ending March 2016	1,426	→
Quarter ending June 2016	1,385	↓
Quarter ending September 2016	1,362	↓
Variance since September 2015	(5.4%)	↓



ACTIVITY

Cumulative percentage of contracted UDA delivered 2016 & 2017



Adjusted Scheduled Activity (UDA)

Month	2016	2017
April	99	11
May	142	17
June	415	311
July	1,034	907
August	1,157	1,183
September	1,554	1,626
October	2,081	
November	2,215	
December	2,500	
January	2,959	
February	3,572	
March	3,929	
April	4,468	
May	4,982	
June	5,096	

QUALITY

	Quantity	Base Number	Contract	AT	Region	England
% of FP17s for the same patient ID Re-attending within 3 months - Children	48	329	14.6%	9.6%	11.8%	12.4%
% of FP17s for the same patient ID Re-attending within 3 months - Adults	234	889	26.3%	14.3%	16.6%	16.7%
% of FP17s for the same patient ID Re-attending between 3 & 9 months - Children	184	329	55.9%	60.6%	60.2%	57.4%
% of FP17s for the same patient ID Re-attending between 3 & 9 months - Adults	484	889	54.4%	52.7%	52.0%	50.5%
% of FP17s for Band 1 Urgent Courses	69	724	9.5%	7.7%	9.4%	9.1%
% of FP17s Relating to Free Repair or Replacements	4	724	0.6%	0.8%	0.7%	0.8%
% of FP17s Relating to Continuations	5	724	0.7%	1.3%	1.2%	1.3%
% of Patients satisfied with the dentistry they have received	11	11	100.0%	93.4%	93.6%	93.2%
% of Patients satisfied with the time they had to wait for an appointment	9	11	81.8%	88.9%	89.1%	89.0%

* This is based on patients treated on this contract for their most recent course of treatment. Figures in italics indicate the base number of FP17s or Patient Questionnaire responses are less than 100. N/A is shown where the base number of responses is less than 10 during the period. % is calculated as Quantity/Base number*100

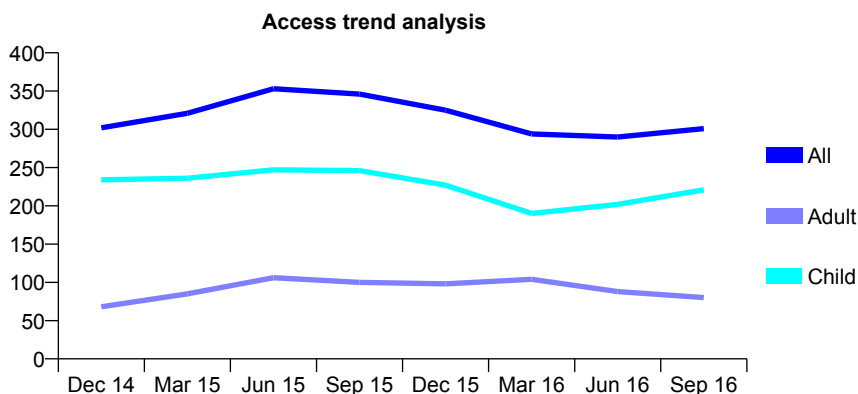
Q64 - Vital Signs At a Glance Contract Report for 156701/0001 - September 2016

Name or company name	Phoenix Orthodontics
Contract type name	GDS Contract
Purpose of contract	General and Orthodontic
Contract start date	01/06/2011
Contract end date	01/10/2018

16/17 Contracted general activity (UDA)	30
Carry forward general activity (UDA)	-1
16/17 Contracted orthodontic activity (UOA)	8,042
Carry forward orthodontic activity (UOA)	0
Baseline contract value	£534,006.42

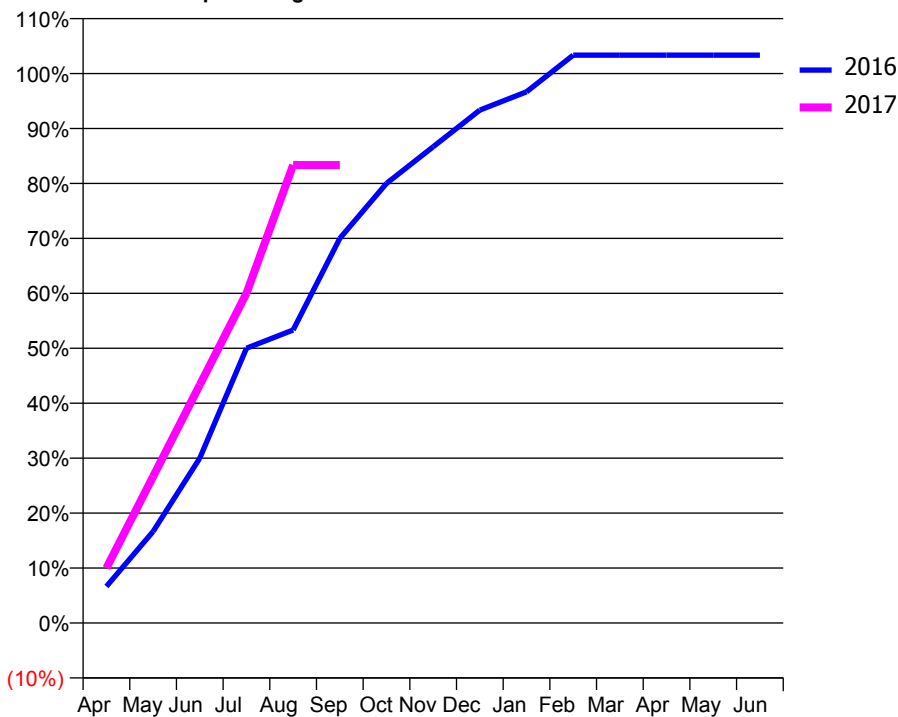
ACCESS*

Patients seen in 24 months	Total	Change since previous quarter
Quarter ending September 2015	346	
Quarter ending December 2015	325	↓
Quarter ending March 2016	294	↓
Quarter ending June 2016	290	↓
Quarter ending September 2016	301	↑
Variance since September 2015	(13.0%)	↓



ACTIVITY

Cumulative percentage of contracted UDA delivered 2016 & 2017



Adjusted Scheduled Activity (UDA)

Month	2016	2017
April	2	3
May	5	8
June	9	13
July	15	18
August	16	25
September	21	25
October	24	
November	26	
December	28	
January	29	
February	31	
March	31	
April	31	
May	31	
June	31	

QUALITY

	Quantity	Base Number	Contract	AT	Region	England
% of FP17s for the same patient ID Re-attending within 3 months - Children	1	462	0.2%	9.6%	11.8%	12.4%
% of FP17s for the same patient ID Re-attending within 3 months - Adults	0	25	0.0%	14.3%	16.6%	16.7%
% of FP17s for the same patient ID Re-attending between 3 & 9 months - Children	12	462	2.6%	60.6%	60.2%	57.4%
% of FP17s for the same patient ID Re-attending between 3 & 9 months - Adults	0	25	0.0%	52.7%	52.0%	50.5%
% of FP17s for Band 1 Urgent Courses	0	24	0.0%	7.7%	9.4%	9.1%
% of FP17s Relating to Free Repair or Replacements	0	24	0.0%	0.8%	0.7%	0.8%
% of FP17s Relating to Continuations	0	24	0.0%	1.3%	1.2%	1.3%
% of Patients satisfied with the dentistry they have received	0	0	N/A	93.4%	93.6%	93.2%
% of Patients satisfied with the time they had to wait for an appointment	0	0	N/A	88.9%	89.1%	89.0%

* This is based on patients treated on this contract for their most recent course of treatment. Figures in italics indicate the base number of FP17s or Patient Questionnaire responses are less than 100. N/A is shown where the base number of responses is less than 10 during the period. % is calculated as Quantity/Base number*100

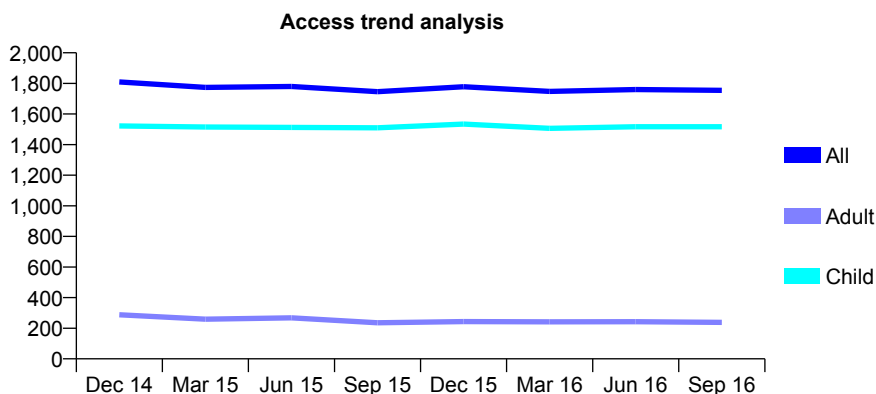
Q64 - Vital Signs At a Glance Contract Report for 157724/0001 - September 2016

Name or company name	MR AF WOOD
Contract type name	GDS Contract
Purpose of contract	General
Contract start date	23/12/2011
Contract end date	

16/17 Contracted general activity (UDA)	3,840
Carry forward general activity (UDA)	0
16/17 Contracted orthodontic activity (UOA)	0
Carry forward orthodontic activity (UOA)	0
Baseline contract value	£88,652.26

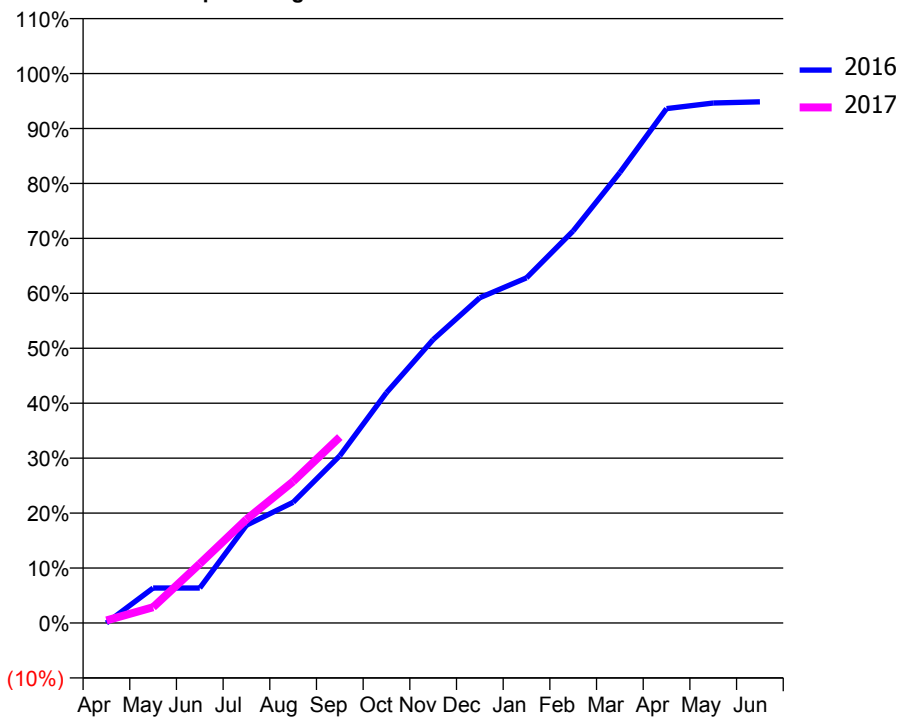
ACCESS*

Patients seen in 24 months	Total	Change since previous quarter
Quarter ending September 2015	1,746	
Quarter ending December 2015	1,778	→
Quarter ending March 2016	1,748	↓
Quarter ending June 2016	1,760	→
Quarter ending September 2016	1,755	→
Variance since September 2015	0.5%	→



ACTIVITY

Cumulative percentage of contracted UDA delivered 2016 & 2017



Adjusted Scheduled Activity (UDA)

Month	2016	2017
April	0	18
May	244	110
June	244	414
July	683	724
August	843	989
September	1,169	1,300
October	1,610	
November	1,981	
December	2,273	
January	2,412	
February	2,740	
March	3,148	
April	3,594	
May	3,633	
June	3,642	

QUALITY

	Quantity	Base Number	Contract	AT	Region	England
% of FP17s for the same patient ID Re-attending within 3 months - Children	54	1,006	5.4%	9.6%	11.8%	12.4%
% of FP17s for the same patient ID Re-attending within 3 months - Adults	5	51	9.8%	14.3%	16.6%	16.7%
% of FP17s for the same patient ID Re-attending between 3 & 9 months - Children	567	1,006	56.4%	60.6%	60.2%	57.4%
% of FP17s for the same patient ID Re-attending between 3 & 9 months - Adults	29	51	56.9%	52.7%	52.0%	50.5%
% of FP17s for Band 1 Urgent Courses	29	764	3.8%	7.7%	9.4%	9.1%
% of FP17s Relating to Free Repair or Replacements	0	764	0.0%	0.8%	0.7%	0.8%
% of FP17s Relating to Continuations	0	764	0.0%	1.3%	1.2%	1.3%
% of Patients satisfied with the dentistry they have received	8	9	N/A	93.4%	93.6%	93.2%
% of Patients satisfied with the time they had to wait for an appointment	8	9	N/A	88.9%	89.1%	89.0%

* This is based on patients treated on this contract for their most recent course of treatment. Figures in italics indicate the base number of FP17s or Patient Questionnaire responses are less than 100. N/A is shown where the base number of responses is less than 10 during the period. % is calculated as Quantity/Base number*100

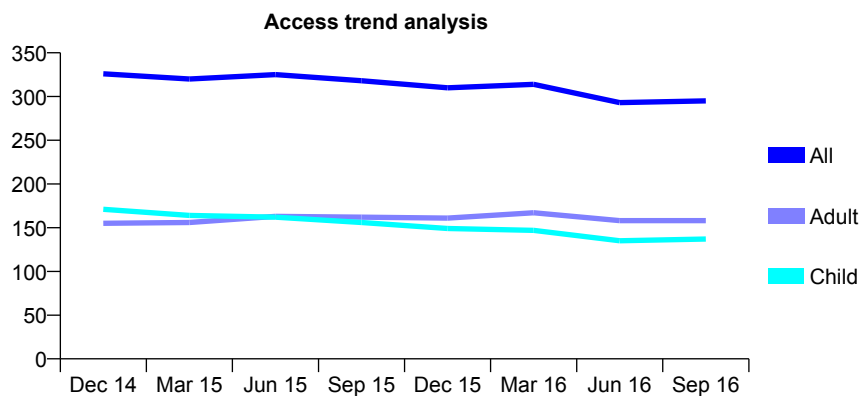
Q64 - Vital Signs At a Glance Contract Report for 158542/0001 - September 2016

Name or company name	Mr CS Lambert-Rose and Miss SL Watt
Contract type name	GDS Contract
Purpose of contract	General and Orthodontic
Contract start date	18/05/2012
Contract end date	

16/17 Contracted general activity (UDA)	775
Carry forward general activity (UDA)	0
16/17 Contracted orthodontic activity (UOA)	697
Carry forward orthodontic activity (UOA)	0
Baseline contract value	£66,850.79

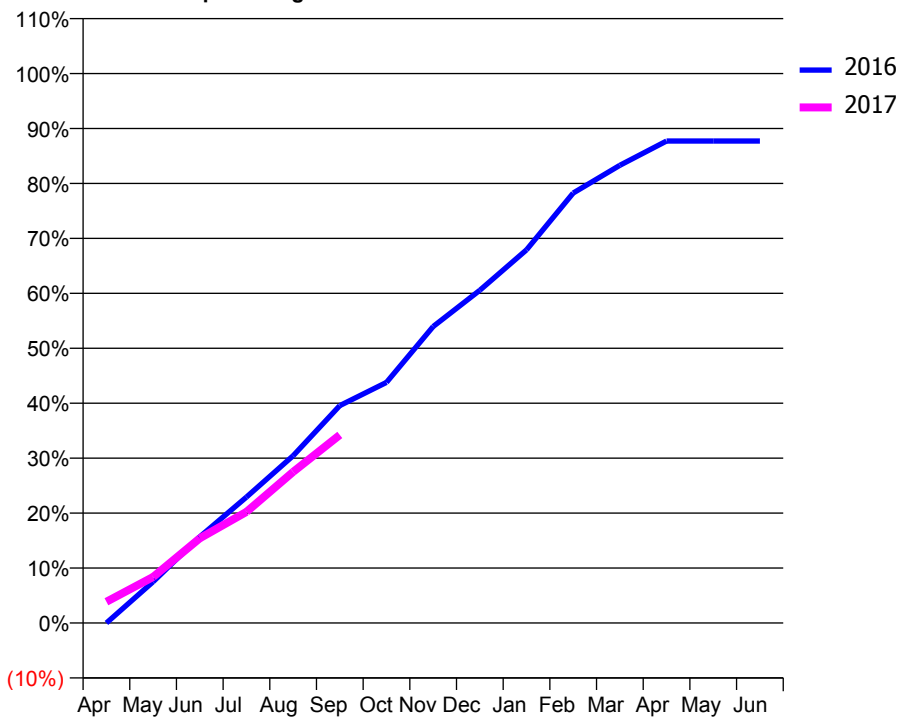
ACCESS*

Patients seen in 24 months	Total	Change since previous quarter
Quarter ending September 2015	318	
Quarter ending December 2015	310	↓
Quarter ending March 2016	314	→
Quarter ending June 2016	293	↓
Quarter ending September 2016	295	→
Variance since September 2015	(7.2%)	↓



ACTIVITY

Cumulative percentage of contracted UDA delivered 2016 & 2017



Month	Adjusted Scheduled Activity (UDA)	
	2016	2017
April	0	30
May	58	65
June	122	120
July	178	157
August	236	213
September	307	265
October	339	
November	418	
December	469	
January	526	
February	606	
March	646	
April	680	
May	680	
June	680	

QUALITY

	Quantity	Base Number	Contract	AT	Region	England
% of FP17s for the same patient ID Re-attending within 3 months - Children	7	166	4.2%	9.6%	11.8%	12.4%
% of FP17s for the same patient ID Re-attending within 3 months - Adults	7	86	8.1%	14.3%	16.6%	16.7%
% of FP17s for the same patient ID Re-attending between 3 & 9 months - Children	75	166	45.2%	60.6%	60.2%	57.4%
% of FP17s for the same patient ID Re-attending between 3 & 9 months - Adults	42	86	48.8%	52.7%	52.0%	50.5%
% of FP17s for Band 1 Urgent Courses	6	170	3.5%	7.7%	9.4%	9.1%
% of FP17s Relating to Free Repair or Replacements	0	170	0.0%	0.8%	0.7%	0.8%
% of FP17s Relating to Continuations	4	170	2.4%	1.3%	1.2%	1.3%
% of Patients satisfied with the dentistry they have received	1	1	N/A	93.4%	93.6%	93.2%
% of Patients satisfied with the time they had to wait for an appointment	1	1	N/A	88.9%	89.1%	89.0%

* This is based on patients treated on this contract for their most recent course of treatment. Figures in italics indicate the base number of FP17s or Patient Questionnaire responses are less than 100. N/A is shown where the base number of responses is less than 10 during the period. % is calculated as Quantity/Base number*100

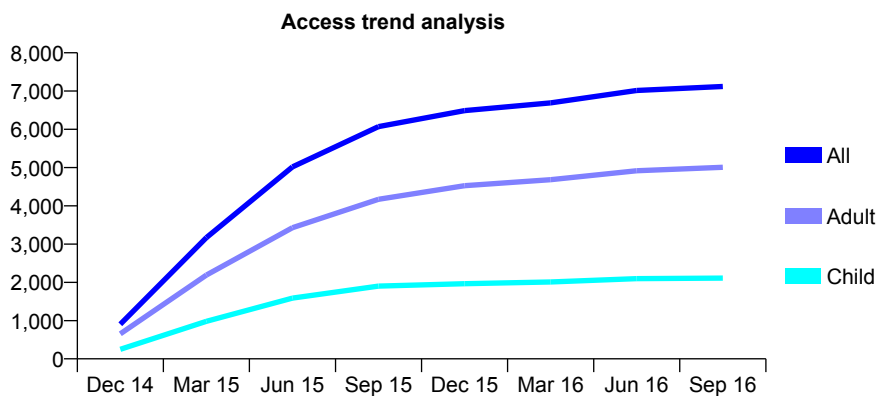
Q64 - Vital Signs At a Glance Contract Report for 160385/0001 - September 2016

Name or company name	Tidworth Dental Partnership
Contract type name	GDS Contract
Purpose of contract	General
Contract start date	03/11/2014
Contract end date	

16/17 Contracted general activity (UDA)	19,081
Carry forward general activity (UDA)	660
16/17 Contracted orthodontic activity (UOA)	0
Carry forward orthodontic activity (UOA)	0
Baseline contract value	£445,202.78

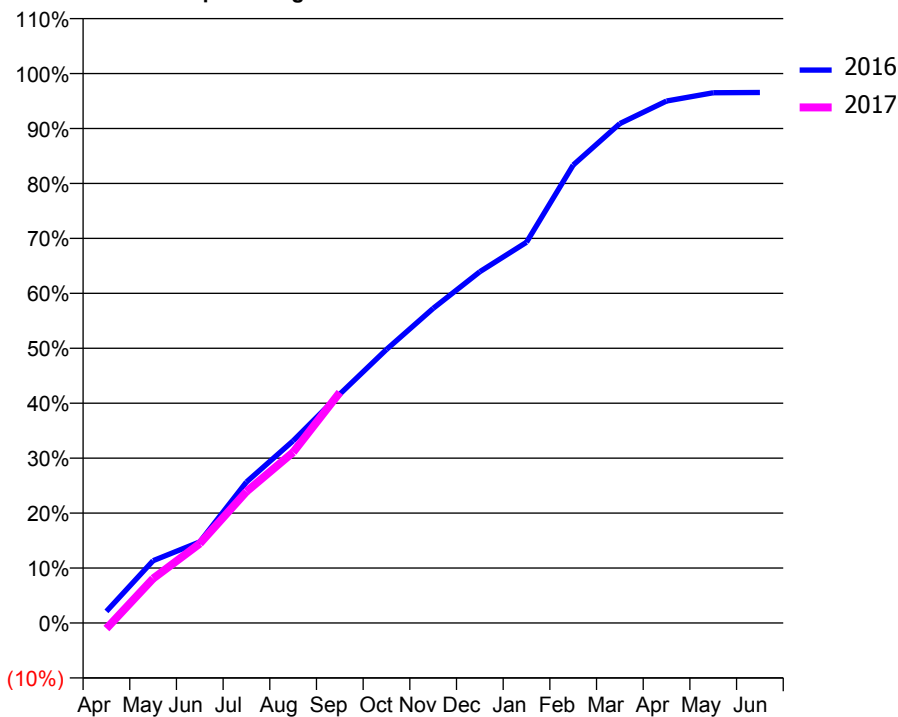
ACCESS*

Patients seen in 24 months	Total	Change since previous quarter
Quarter ending September 2015	6,071	
Quarter ending December 2015	6,490	↑
Quarter ending March 2016	6,691	↑
Quarter ending June 2016	7,014	↑
Quarter ending September 2016	7,121	→
Variance since September 2015	17.3%	↑



ACTIVITY

Cumulative percentage of contracted UDA delivered 2016 & 2017



Month	Adjusted Scheduled Activity (UDA)	
	2016	2017
April	406	-198
May	2,165	1,542
June	2,818	2,758
July	4,896	4,564
August	6,328	5,931
September	7,949	8,010
October	9,497	
November	10,924	
December	12,201	
January	13,221	
February	15,902	
March	17,343	
April	18,125	
May	18,414	
June	18,421	

QUALITY

	Quantity	Base Number	Contract	AT	Region	England
% of FP17s for the same patient ID Re-attending within 3 months - Children	108	1,617	6.7%	9.6%	11.8%	12.4%
% of FP17s for the same patient ID Re-attending within 3 months - Adults	550	3,561	15.4%	14.3%	16.6%	16.7%
% of FP17s for the same patient ID Re-attending between 3 & 9 months - Children	901	1,617	55.7%	60.6%	60.2%	57.4%
% of FP17s for the same patient ID Re-attending between 3 & 9 months - Adults	1,644	3,561	46.2%	52.7%	52.0%	50.5%
% of FP17s for Band 1 Urgent Courses	261	4,608	5.7%	7.7%	9.4%	9.1%
% of FP17s Relating to Free Repair or Replacements	89	4,608	1.9%	0.8%	0.7%	0.8%
% of FP17s Relating to Continuations	119	4,608	2.6%	1.3%	1.2%	1.3%
% of Patients satisfied with the dentistry they have received	15	15	100.0%	93.4%	93.6%	93.2%
% of Patients satisfied with the time they had to wait for an appointment	14	15	93.3%	88.9%	89.1%	89.0%

* This is based on patients treated on this contract for their most recent course of treatment. Figures in italics indicate the base number of FP17s or Patient Questionnaire responses are less than 100. N/A is shown where the base number of responses is less than 10 during the period. % is calculated as Quantity/Base number*100

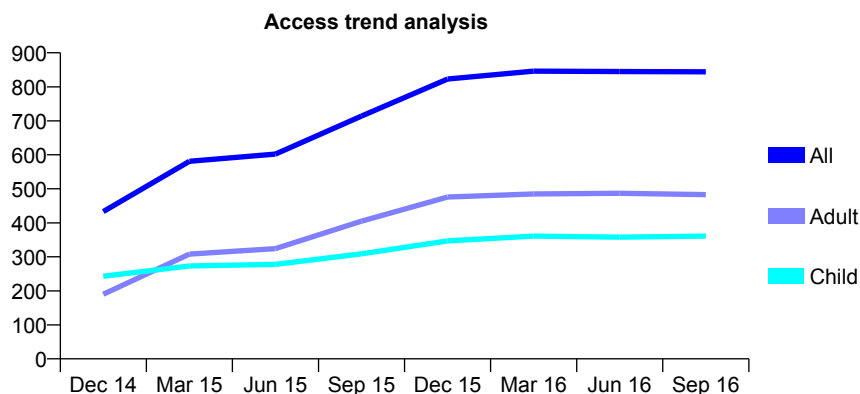
Q64 - Vital Signs At a Glance Contract Report for 160431/0001 - September 2016

Name or company name	Urchfont Dental Care
Contract type name	GDS Contract
Purpose of contract	General
Contract start date	17/02/2014
Contract end date	

16/17 Contracted general activity (UDA)	2,000
Carry forward general activity (UDA)	-40
16/17 Contracted orthodontic activity (UOA)	0
Carry forward orthodontic activity (UOA)	0
Baseline contract value	£45,703.07

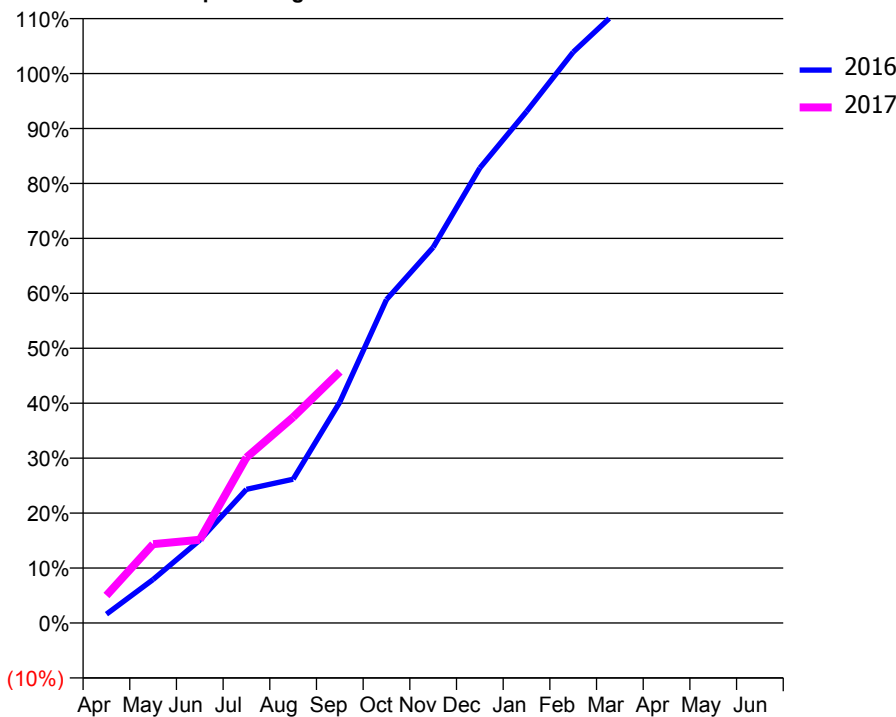
ACCESS*

Patients seen in 24 months	Total	Change since previous quarter
Quarter ending September 2015	714	
Quarter ending December 2015	823	↑
Quarter ending March 2016	846	↑
Quarter ending June 2016	845	→
Quarter ending September 2016	844	→
Variance since September 2015	18.2%	↑



ACTIVITY

Cumulative percentage of contracted UDA delivered 2016 & 2017



Month	Adjusted Scheduled Activity (UDA)	
	2016	2017
April	32	100
May	158	287
June	302	303
July	487	603
August	523	749
September	804	915
October	1,177	
November	1,367	
December	1,656	
January	1,862	
February	2,078	
March	2,236	
April	2,291	
May	2,292	
June	2,292	

QUALITY

	Quantity	Base Number	Contract	AT	Region	England
% of FP17s for the same patient ID Re-attending within 3 months - Children	25	319	7.8%	9.6%	11.8%	12.4%
% of FP17s for the same patient ID Re-attending within 3 months - Adults	41	239	17.2%	14.3%	16.6%	16.7%
% of FP17s for the same patient ID Re-attending between 3 & 9 months - Children	236	319	74.0%	60.6%	60.2%	57.4%
% of FP17s for the same patient ID Re-attending between 3 & 9 months - Adults	140	239	58.6%	52.7%	52.0%	50.5%
% of FP17s for Band 1 Urgent Courses	34	520	6.5%	7.7%	9.4%	9.1%
% of FP17s Relating to Free Repair or Replacements	1	520	0.2%	0.8%	0.7%	0.8%
% of FP17s Relating to Continuations	4	520	0.8%	1.3%	1.2%	1.3%
% of Patients satisfied with the dentistry they have received	2	2	N/A	93.4%	93.6%	93.2%
% of Patients satisfied with the time they had to wait for an appointment	2	2	N/A	88.9%	89.1%	89.0%

* This is based on patients treated on this contract for their most recent course of treatment. Figures in italics indicate the base number of FP17s or Patient Questionnaire responses are less than 100. N/A is shown where the base number of responses is less than 10 during the period. % is calculated as Quantity/Base number*100

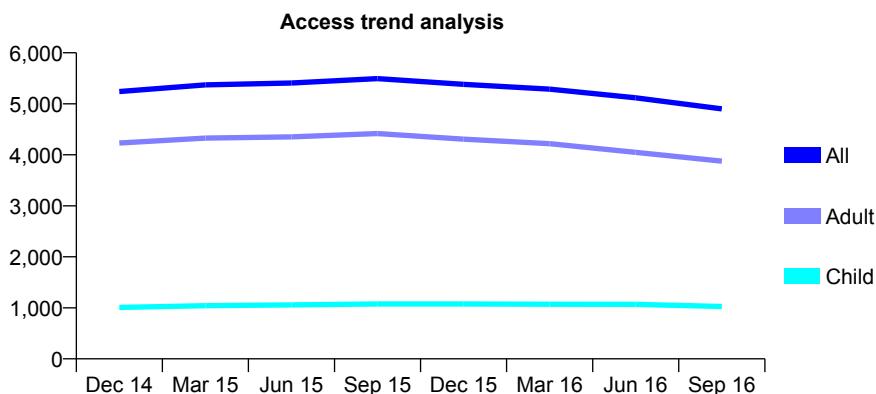
Q64 - Vital Signs At a Glance Contract Report for 160733/0001 - September 2016

Name or company name	Whitecross Dental Care Ltd
Contract type name	GDS Contract
Purpose of contract	General
Contract start date	01/10/2012
Contract end date	

16/17 Contracted general activity (UDA)	14,800
Carry forward general activity (UDA)	0
16/17 Contracted orthodontic activity (UOA)	0
Carry forward orthodontic activity (UOA)	0
Baseline contract value	£353,953.71

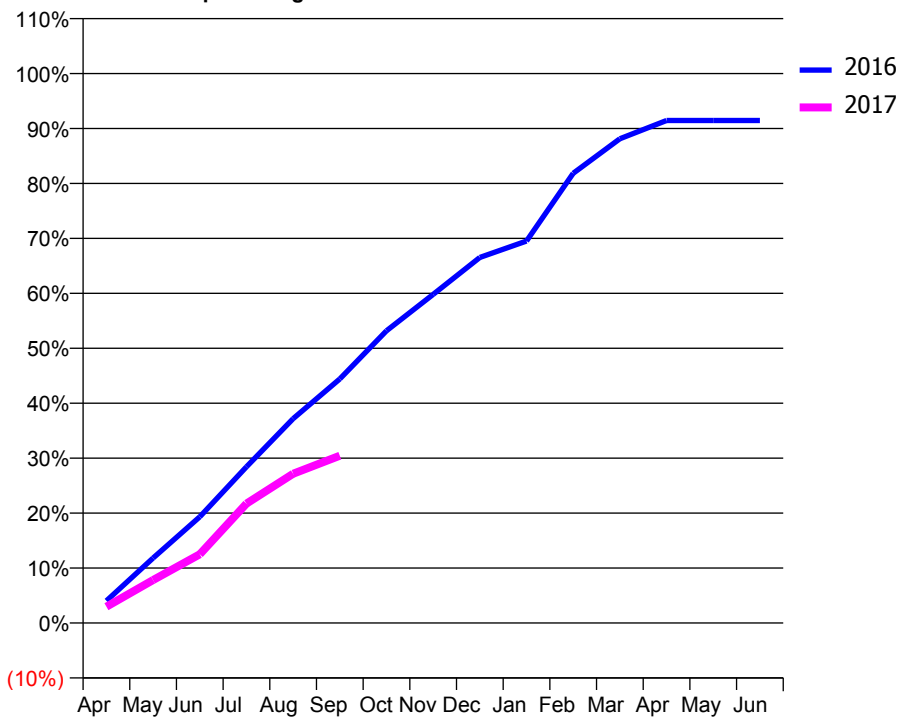
ACCESS*

Patients seen in 24 months	Total	Change since previous quarter
Quarter ending September 2015	5,493	
Quarter ending December 2015	5,383	↓
Quarter ending March 2016	5,287	↓
Quarter ending June 2016	5,117	↓
Quarter ending September 2016	4,901	↓
Variance since September 2015	(10.8%)	↓



ACTIVITY

Cumulative percentage of contracted UDA delivered 2016 & 2017



Month	Adjusted Scheduled Activity (UDA)	
	2016	2017
April	599	440
May	1,752	1,158
June	2,862	1,850
July	4,206	3,218
August	5,505	4,022
September	6,574	4,505
October	7,869	
November	8,852	
December	9,845	
January	10,287	
February	12,113	
March	13,044	
April	13,535	
May	13,535	
June	13,536	

QUALITY

	Quantity	Base Number	Contract	AT	Region	England
% of FP17s for the same patient ID Re-attending within 3 months - Children	41	625	6.6%	9.6%	11.8%	12.4%
% of FP17s for the same patient ID Re-attending within 3 months - Adults	386	2,283	16.9%	14.3%	16.6%	16.7%
% of FP17s for the same patient ID Re-attending between 3 & 9 months - Children	330	625	52.8%	60.6%	60.2%	57.4%
% of FP17s for the same patient ID Re-attending between 3 & 9 months - Adults	1,140	2,283	49.9%	52.7%	52.0%	50.5%
% of FP17s for Band 1 Urgent Courses	234	2,624	8.9%	7.7%	9.4%	9.1%
% of FP17s Relating to Free Repair or Replacements	12	2,624	0.5%	0.8%	0.7%	0.8%
% of FP17s Relating to Continuations	48	2,624	1.8%	1.3%	1.2%	1.3%
% of Patients satisfied with the dentistry they have received	6	6	N/A	93.4%	93.6%	93.2%
% of Patients satisfied with the time they had to wait for an appointment	6	6	N/A	88.9%	89.1%	89.0%

* This is based on patients treated on this contract for their most recent course of treatment. Figures in italics indicate the base number of FP17s or Patient Questionnaire responses are less than 100. N/A is shown where the base number of responses is less than 10 during the period. % is calculated as Quantity/Base number*100

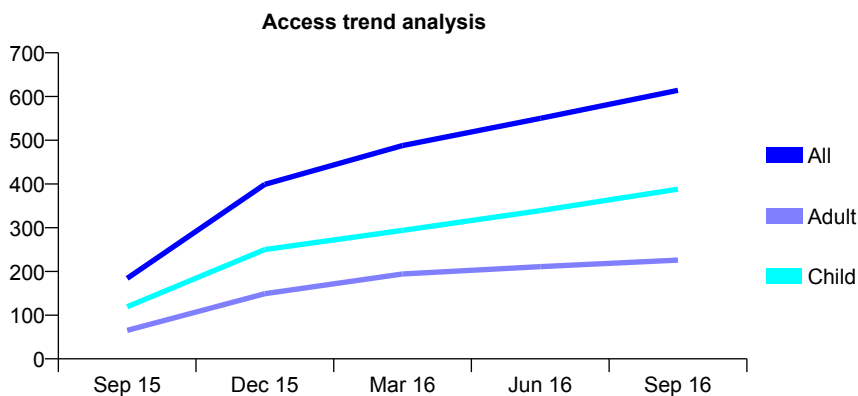
Q64 - Vital Signs At a Glance Contract Report for 162264/0001 - September 2016

Name or company name	Sarum Dental Centre
Contract type name	GDS Contract
Purpose of contract	General
Contract start date	01/07/2015
Contract end date	

16/17 Contracted general activity (UDA)	1,699
Carry forward general activity (UDA)	-34
16/17 Contracted orthodontic activity (UOA)	0
Carry forward orthodontic activity (UOA)	0
Baseline contract value	£45,497.44

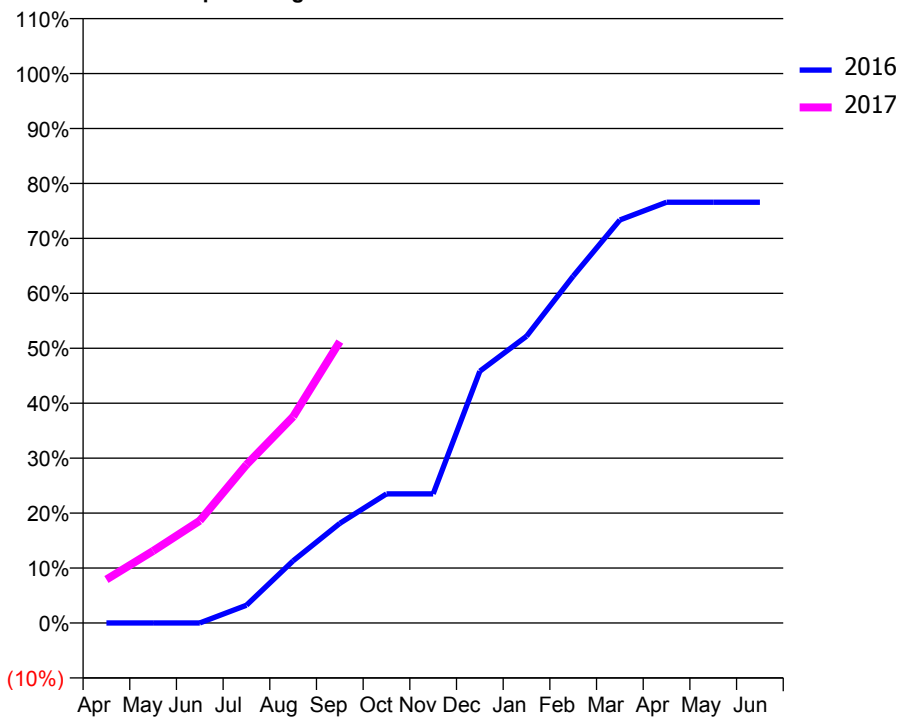
ACCESS*

Patients seen in 24 months	Total	Change since previous quarter
Quarter ending September 2015	184	
Quarter ending December 2015	399	↑
Quarter ending March 2016	488	↑
Quarter ending June 2016	550	↑
Quarter ending September 2016	614	↑
Variance since September 2015	233.7%	↑



ACTIVITY

Cumulative percentage of contracted UDA delivered 2016 & 2017



Adjusted Scheduled Activity (UDA)

Month	2016	2017
April	0	135
May	0	223
June	0	316
July	55	490
August	192	638
September	308	870
October	399	
November	399	
December	779	
January	887	
February	1,072	
March	1,246	
April	1,301	
May	1,301	
June	1,301	

QUALITY

	Quantity	Base Number	Contract	AT	Region	England
% of FP17s for the same patient ID Re-attending within 3 months - Children	28	357	7.8%	9.6%	11.8%	12.4%
% of FP17s for the same patient ID Re-attending within 3 months - Adults	21	161	13.0%	14.3%	16.6%	16.7%
% of FP17s for the same patient ID Re-attending between 3 & 9 months - Children	196	357	54.9%	60.6%	60.2%	57.4%
% of FP17s for the same patient ID Re-attending between 3 & 9 months - Adults	100	161	62.1%	52.7%	52.0%	50.5%
% of FP17s for Band 1 Urgent Courses	30	483	6.2%	7.7%	9.4%	9.1%
% of FP17s Relating to Free Repair or Replacements	1	483	0.2%	0.8%	0.7%	0.8%
% of FP17s Relating to Continuations	2	483	0.4%	1.3%	1.2%	1.3%
% of Patients satisfied with the dentistry they have received	2	2	N/A	93.4%	93.6%	93.2%
% of Patients satisfied with the time they had to wait for an appointment	2	2	N/A	88.9%	89.1%	89.0%

* This is based on patients treated on this contract for their most recent course of treatment. Figures in italics indicate the base number of FP17s or Patient Questionnaire responses are less than 100. N/A is shown where the base number of responses is less than 10 during the period. % is calculated as Quantity/Base number*100

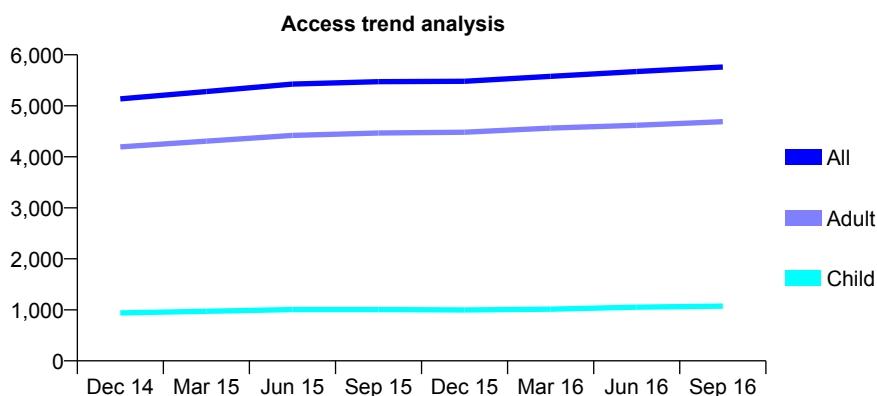
Q64 - Vital Signs At a Glance Contract Report for 165425/0001 - September 2016

Name or company name	Messenger Dental Practice
Contract type name	GDS Contract
Purpose of contract	General
Contract start date	01/12/2010
Contract end date	

16/17 Contracted general activity (UDA)	16,034
Carry forward general activity (UDA)	209
16/17 Contracted orthodontic activity (UOA)	0
Carry forward orthodontic activity (UOA)	0
Baseline contract value	£441,858.59

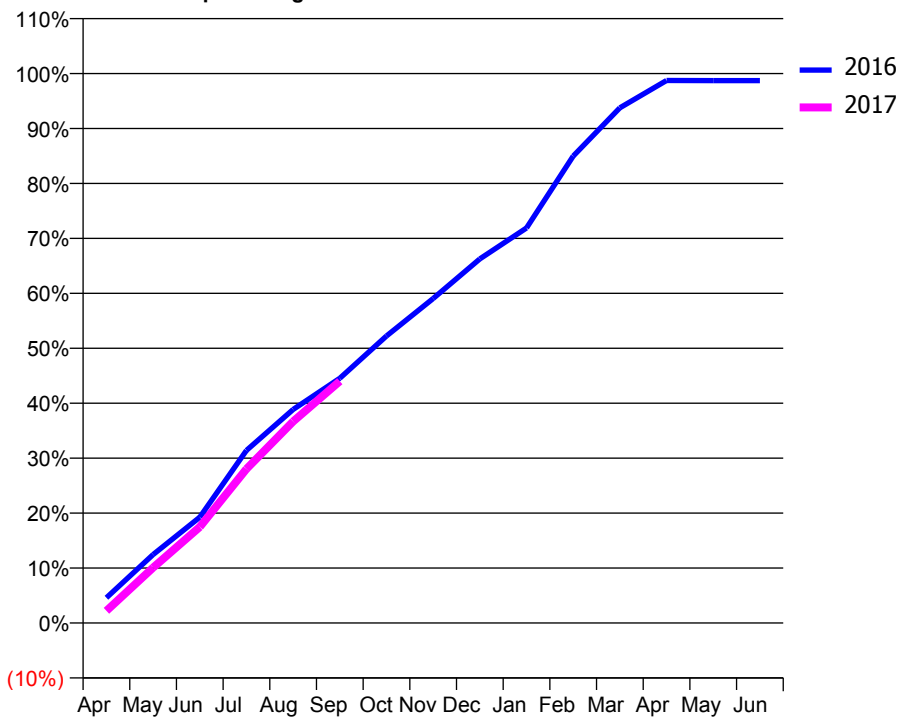
ACCESS*

Patients seen in 24 months	Total	Change since previous quarter
Quarter ending September 2015	5,472	
Quarter ending December 2015	5,480	→
Quarter ending March 2016	5,578	→
Quarter ending June 2016	5,671	→
Quarter ending September 2016	5,762	→
Variance since September 2015	5.3%	↑



ACTIVITY

Cumulative percentage of contracted UDA delivered 2016 & 2017



Month	Adjusted Scheduled Activity (UDA)	
	2016	2017
April	738	356
May	1,999	1,618
June	3,086	2,803
July	5,036	4,494
August	6,232	5,882
September	7,140	7,058
October	8,374	
November	9,470	
December	10,624	
January	11,527	
February	13,625	
March	15,032	
April	15,829	
May	15,828	
June	15,825	

QUALITY

	Quantity	Base Number	Contract	AT	Region	England
% of FP17s for the same patient ID Re-attending within 3 months - Children	80	904	8.8%	9.6%	11.8%	12.4%
% of FP17s for the same patient ID Re-attending within 3 months - Adults	432	3,183	13.6%	14.3%	16.6%	16.7%
% of FP17s for the same patient ID Re-attending between 3 & 9 months - Children	580	904	64.2%	60.6%	60.2%	57.4%
% of FP17s for the same patient ID Re-attending between 3 & 9 months - Adults	1,463	3,183	46.0%	52.7%	52.0%	50.5%
% of FP17s for Band 1 Urgent Courses	300	3,755	8.0%	7.7%	9.4%	9.1%
% of FP17s Relating to Free Repair or Replacements	28	3,755	0.7%	0.8%	0.7%	0.8%
% of FP17s Relating to Continuations	29	3,755	0.8%	1.3%	1.2%	1.3%
% of Patients satisfied with the dentistry they have received	14	15	93.3%	93.4%	93.6%	93.2%
% of Patients satisfied with the time they had to wait for an appointment	13	15	86.7%	88.9%	89.1%	89.0%

* This is based on patients treated on this contract for their most recent course of treatment. Figures in italics indicate the base number of FP17s or Patient Questionnaire responses are less than 100. N/A is shown where the base number of responses is less than 10 during the period. % is calculated as Quantity/Base number*100

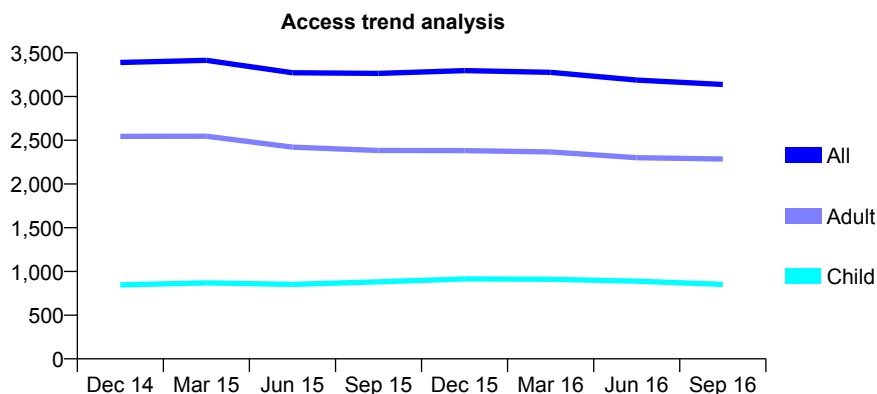
Q64 - Vital Signs At a Glance Contract Report for 167061/0001 - September 2016

Name or company name	Dentalcare Limited
Contract type name	GDS Contract
Purpose of contract	General
Contract start date	01/08/2009
Contract end date	

16/17 Contracted general activity (UDA)	9,000
Carry forward general activity (UDA)	-180
16/17 Contracted orthodontic activity (UOA)	0
Carry forward orthodontic activity (UOA)	0
Baseline contract value	£232,044.03

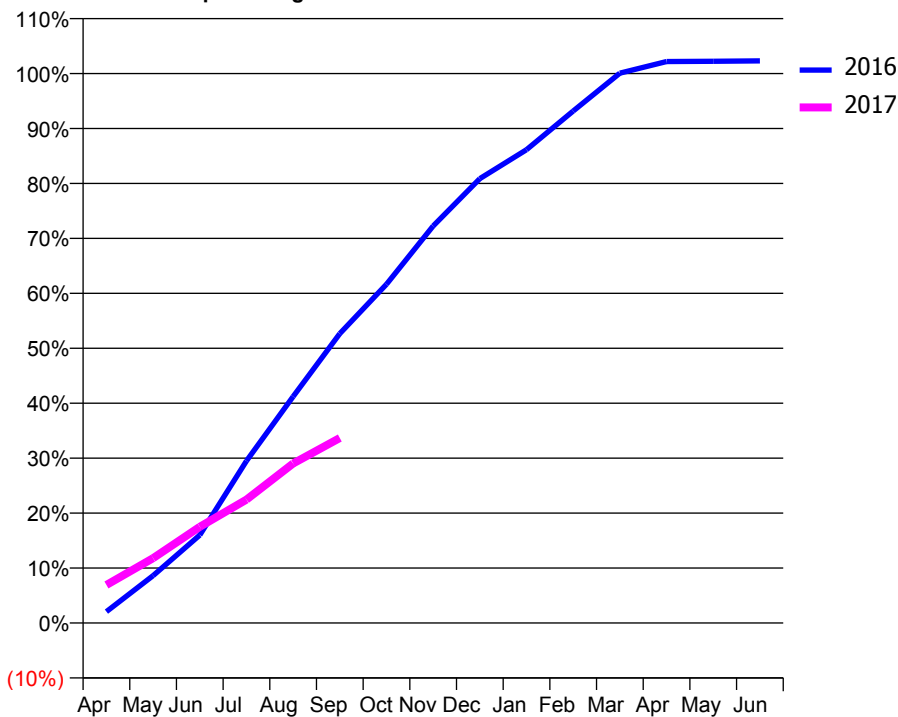
ACCESS*

Patients seen in 24 months	Total	Change since previous quarter
Quarter ending September 2015	3,264	
Quarter ending December 2015	3,296	→
Quarter ending March 2016	3,276	→
Quarter ending June 2016	3,188	↓
Quarter ending September 2016	3,138	↓
Variance since September 2015	(3.9%)	↓



ACTIVITY

Cumulative percentage of contracted UDA delivered 2016 & 2017



Adjusted Scheduled Activity (UDA)

Month	2016	2017
April	187	624
May	776	1,063
June	1,440	1,577
July	2,656	2,022
August	3,709	2,614
September	4,741	3,030
October	5,549	
November	6,503	
December	7,279	
January	7,753	
February	8,385	
March	9,007	
April	9,195	
May	9,200	
June	9,207	

QUALITY

	Quantity	Base Number	Contract	AT	Region	England
% of FP17s for the same patient ID Re-attending within 3 months - Children	26	504	5.2%	9.6%	11.8%	12.4%
% of FP17s for the same patient ID Re-attending within 3 months - Adults	107	1,328	8.1%	14.3%	16.6%	16.7%
% of FP17s for the same patient ID Re-attending between 3 & 9 months - Children	324	504	64.3%	60.6%	60.2%	57.4%
% of FP17s for the same patient ID Re-attending between 3 & 9 months - Adults	872	1,328	65.7%	52.7%	52.0%	50.5%
% of FP17s for Band 1 Urgent Courses	86	1,741	4.9%	7.7%	9.4%	9.1%
% of FP17s Relating to Free Repair or Replacements	6	1,741	0.3%	0.8%	0.7%	0.8%
% of FP17s Relating to Continuations	9	1,741	0.5%	1.3%	1.2%	1.3%
% of Patients satisfied with the dentistry they have received	2	3	N/A	93.4%	93.6%	93.2%
% of Patients satisfied with the time they had to wait for an appointment	1	3	N/A	88.9%	89.1%	89.0%

* This is based on patients treated on this contract for their most recent course of treatment. Figures in italics indicate the base number of FP17s or Patient Questionnaire responses are less than 100. N/A is shown where the base number of responses is less than 10 during the period. % is calculated as Quantity/Base number*100

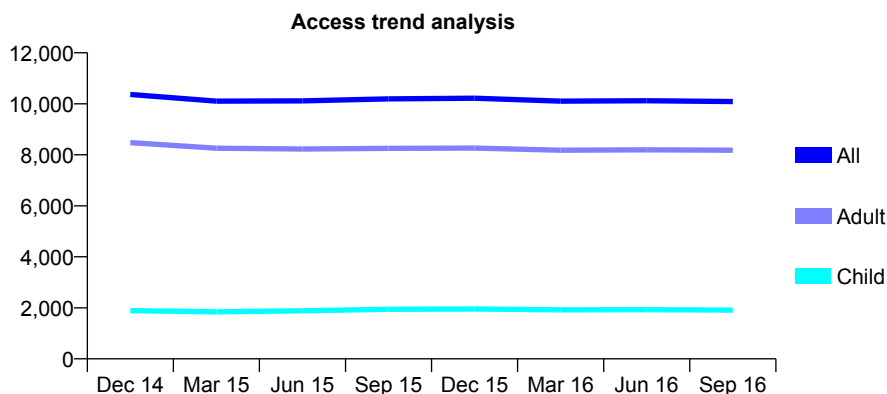
Q64 - Vital Signs At a Glance Contract Report for 168092/0001 - September 2016

Name or company name	Archway Dental Limited
Contract type name	GDS Contract
Purpose of contract	General
Contract start date	02/08/2010
Contract end date	

16/17 Contracted general activity (UDA)	24,200
Carry forward general activity (UDA)	-484
16/17 Contracted orthodontic activity (UOA)	0
Carry forward orthodontic activity (UOA)	0
Baseline contract value	£540,178.02

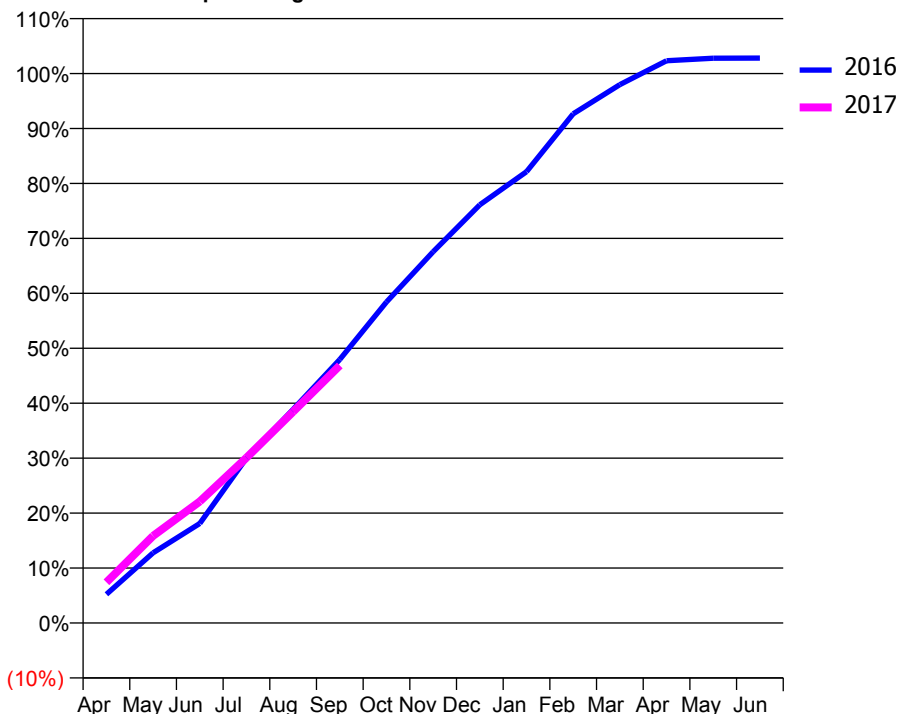
ACCESS*

Patients seen in 24 months	Total	Change since previous quarter
Quarter ending September 2015	10,195	
Quarter ending December 2015	10,217	→
Quarter ending March 2016	10,102	↓
Quarter ending June 2016	10,121	→
Quarter ending September 2016	10,089	→
Variance since September 2015	(1.0%)	↓



ACTIVITY

Cumulative percentage of contracted UDA delivered 2016 & 2017



Month	Adjusted Scheduled Activity (UDA)	
	2016	2017
April	1,268	1,793
May	3,094	3,835
June	4,386	5,353
July	7,261	7,282
August	9,413	9,303
September	11,606	11,341
October	14,136	
November	16,352	
December	18,417	
January	19,878	
February	22,425	
March	23,709	
April	24,764	
May	24,874	
June	24,879	

QUALITY

	Quantity	Base Number	Contract	AT	Region	England
% of FP17s for the same patient ID Re-attending within 3 months - Children	100	1,693	5.9%	9.6%	11.8%	12.4%
% of FP17s for the same patient ID Re-attending within 3 months - Adults	862	6,653	13.0%	14.3%	16.6%	16.7%
% of FP17s for the same patient ID Re-attending between 3 & 9 months - Children	1,214	1,693	71.7%	60.6%	60.2%	57.4%
% of FP17s for the same patient ID Re-attending between 3 & 9 months - Adults	4,108	6,653	61.7%	52.7%	52.0%	50.5%
% of FP17s for Band 1 Urgent Courses	374	7,175	5.2%	7.7%	9.4%	9.1%
% of FP17s Relating to Free Repair or Replacements	92	7,175	1.3%	0.8%	0.7%	0.8%
% of FP17s Relating to Continuations	109	7,175	1.5%	1.3%	1.2%	1.3%
% of Patients satisfied with the dentistry they have received	10	10	100.0%	93.4%	93.6%	93.2%
% of Patients satisfied with the time they had to wait for an appointment	8	10	80.0%	88.9%	89.1%	89.0%

* This is based on patients treated on this contract for their most recent course of treatment. Figures in italics indicate the base number of FP17s or Patient Questionnaire responses are less than 100. N/A is shown where the base number of responses is less than 10 during the period. % is calculated as Quantity/Base number*100

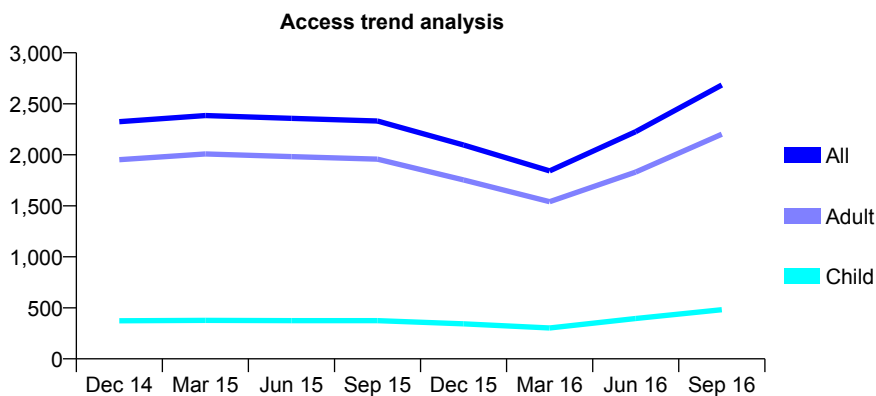
Q64 - Vital Signs At a Glance Contract Report for 168874/0001 - September 2016

Name or company name	Mr Jiten Doshi
Contract type name	GDS Contract
Purpose of contract	General
Contract start date	01/05/2013
Contract end date	

16/17 Contracted general activity (UDA)	8,940
Carry forward general activity (UDA)	0
16/17 Contracted orthodontic activity (UOA)	0
Carry forward orthodontic activity (UOA)	0
Baseline contract value	£186,512.00

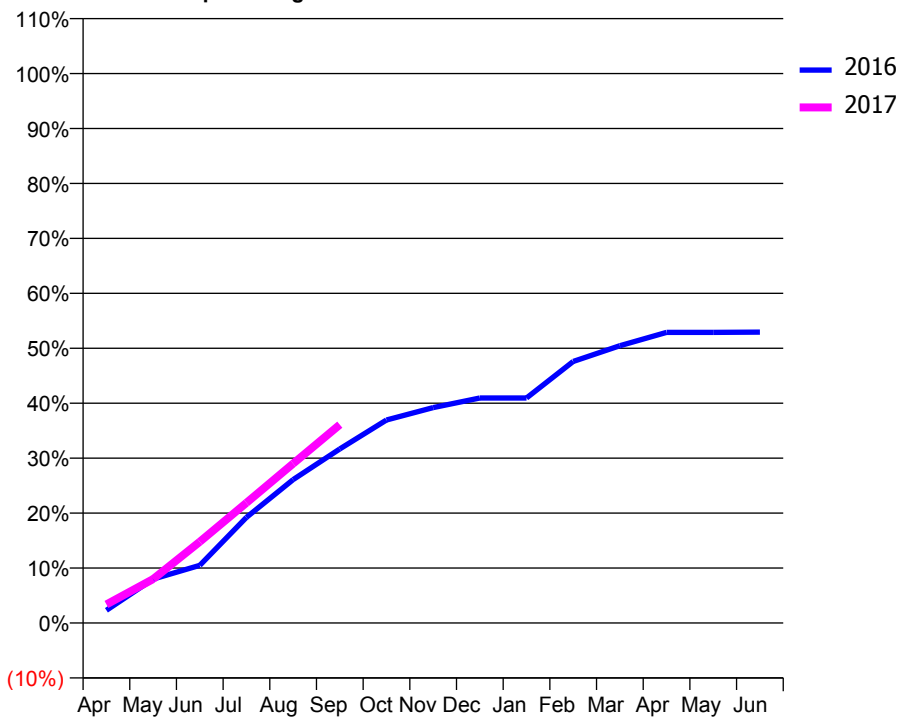
ACCESS*

Patients seen in 24 months	Total	Change since previous quarter
Quarter ending September 2015	2,332	
Quarter ending December 2015	2,096	↓
Quarter ending March 2016	1,843	↓
Quarter ending June 2016	2,227	↑
Quarter ending September 2016	2,684	↑
Variance since September 2015	15.1%	↑



ACTIVITY

Cumulative percentage of contracted UDA delivered 2016 & 2017



Adjusted Scheduled Activity (UDA)

Month	2016	2017
April	208	303
May	715	715
June	938	1,321
July	1,719	1,956
August	2,332	2,593
September	2,832	3,228
October	3,302	
November	3,505	
December	3,662	
January	3,662	
February	4,254	
March	4,511	
April	4,729	
May	4,729	
June	4,732	

QUALITY

	Quantity	Base Number	Contract	AT	Region	England
% of FP17s for the same patient ID Re-attending within 3 months - Children	10	436	2.3%	9.6%	11.8%	12.4%
% of FP17s for the same patient ID Re-attending within 3 months - Adults	245	1,963	12.5%	14.3%	16.6%	16.7%
% of FP17s for the same patient ID Re-attending between 3 & 9 months - Children	144	436	33.0%	60.6%	60.2%	57.4%
% of FP17s for the same patient ID Re-attending between 3 & 9 months - Adults	615	1,963	31.3%	52.7%	52.0%	50.5%
% of FP17s for Band 1 Urgent Courses	300	2,245	13.4%	7.7%	9.4%	9.1%
% of FP17s Relating to Free Repair or Replacements	2	2,245	0.1%	0.8%	0.7%	0.8%
% of FP17s Relating to Continuations	6	2,245	0.3%	1.3%	1.2%	1.3%
% of Patients satisfied with the dentistry they have received	4	4	N/A	93.4%	93.6%	93.2%
% of Patients satisfied with the time they had to wait for an appointment	4	4	N/A	88.9%	89.1%	89.0%

* This is based on patients treated on this contract for their most recent course of treatment. Figures in italics indicate the base number of FP17s or Patient Questionnaire responses are less than 100. N/A is shown where the base number of responses is less than 10 during the period. % is calculated as Quantity/Base number*100

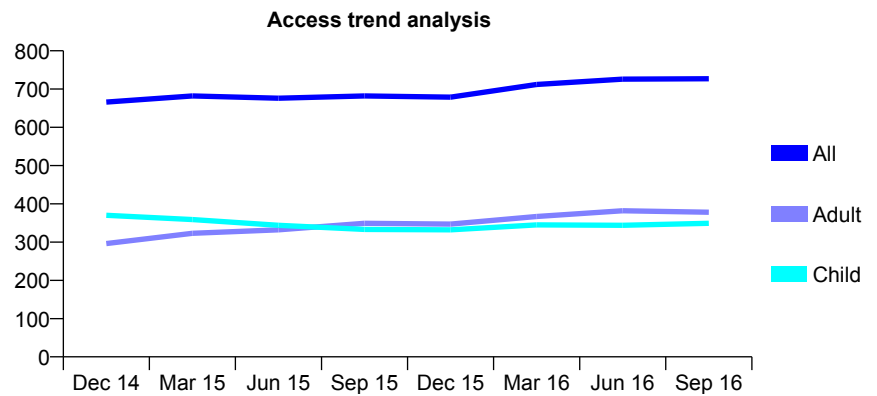
Q64 - Vital Signs At a Glance Contract Report for 168882/0001 - September 2016

Name or company name	Mr N Parson & Mr A Godara
Contract type name	GDS Contract
Purpose of contract	General
Contract start date	01/08/2012
Contract end date	

16/17 Contracted general activity (UDA)	2,100
Carry forward general activity (UDA)	-32
16/17 Contracted orthodontic activity (UOA)	0
Carry forward orthodontic activity (UOA)	0
Baseline contract value	£52,180.91

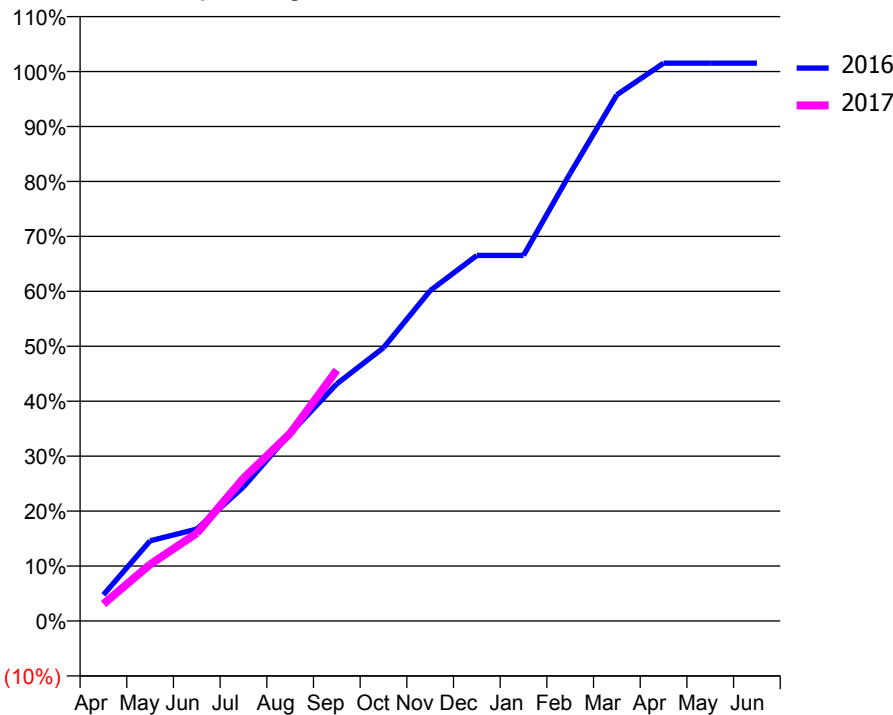
ACCESS*

Patients seen in 24 months	Total	Change since previous quarter
Quarter ending September 2015	682	
Quarter ending December 2015	679	→
Quarter ending March 2016	712	↑
Quarter ending June 2016	726	→
Quarter ending September 2016	727	→
Variance since September 2015	6.6%	↑



ACTIVITY

Cumulative percentage of contracted UDA delivered 2016 & 2017



Month	Adjusted Scheduled Activity (UDA)	
	2016	2017
April	100	65
May	306	216
June	352	335
July	512	545
August	717	717
September	906	959
October	1,044	
November	1,263	
December	1,397	
January	1,397	
February	1,711	
March	2,011	
April	2,132	
May	2,132	
June	2,132	

QUALITY

	Quantity	Base Number	Contract	AT	Region	England
% of FP17s for the same patient ID Re-attending within 3 months - Children	17	288	5.9%	9.6%	11.8%	12.4%
% of FP17s for the same patient ID Re-attending within 3 months - Adults	23	231	10.0%	14.3%	16.6%	16.7%
% of FP17s for the same patient ID Re-attending between 3 & 9 months - Children	205	288	71.2%	60.6%	60.2%	57.4%
% of FP17s for the same patient ID Re-attending between 3 & 9 months - Adults	149	231	64.5%	52.7%	52.0%	50.5%
% of FP17s for Band 1 Urgent Courses	13	453	2.9%	7.7%	9.4%	9.1%
% of FP17s Relating to Free Repair or Replacements	0	453	0.0%	0.8%	0.7%	0.8%
% of FP17s Relating to Continuations	0	453	0.0%	1.3%	1.2%	1.3%
% of Patients satisfied with the dentistry they have received	3	3	N/A	93.4%	93.6%	93.2%
% of Patients satisfied with the time they had to wait for an appointment	3	3	N/A	88.9%	89.1%	89.0%

* This is based on patients treated on this contract for their most recent course of treatment. Figures in italics indicate the base number of FP17s or Patient Questionnaire responses are less than 100. N/A is shown where the base number of responses is less than 10 during the period. % is calculated as Quantity/Base number*100

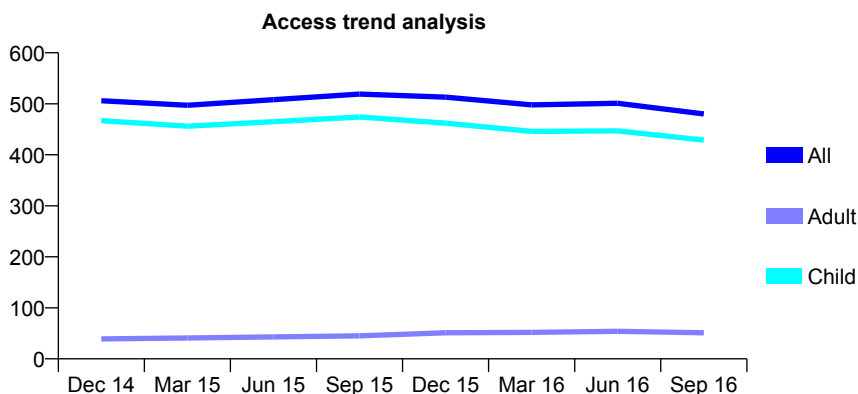
Q64 - Vital Signs At a Glance Contract Report for 168920/0001 - September 2016

Name or company name	Katherine Price
Contract type name	GDS Contract
Purpose of contract	General
Contract start date	01/03/2013
Contract end date	

16/17 Contracted general activity (UDA)	800
Carry forward general activity (UDA)	-16
16/17 Contracted orthodontic activity (UOA)	0
Carry forward orthodontic activity (UOA)	0
Baseline contract value	£16,837.99

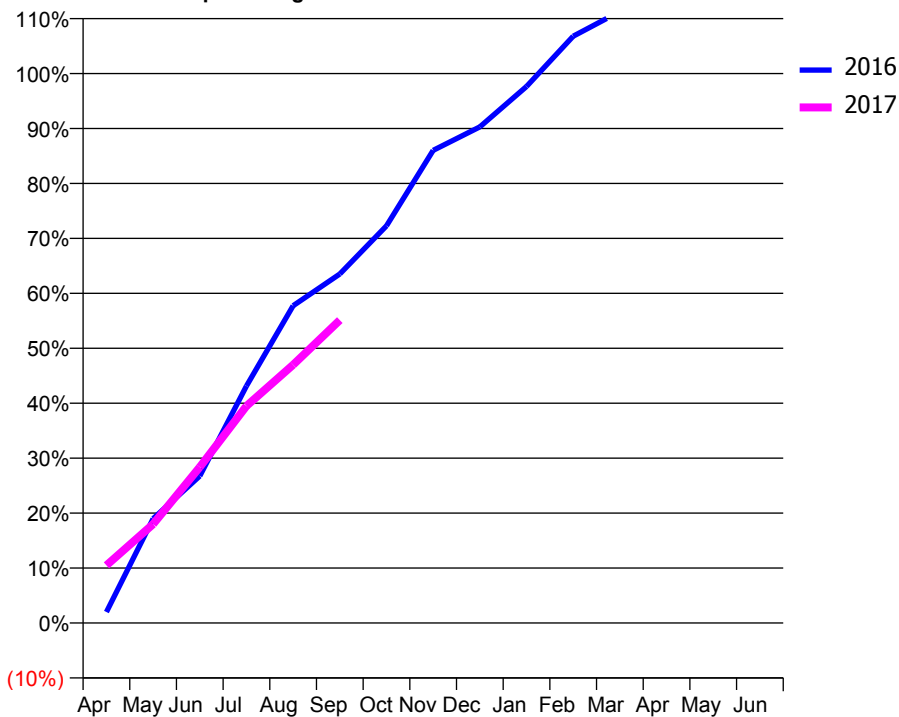
ACCESS*

Patients seen in 24 months	Total	Change since previous quarter
Quarter ending September 2015	519	
Quarter ending December 2015	513	↓
Quarter ending March 2016	498	↓
Quarter ending June 2016	501	→
Quarter ending September 2016	480	↓
Variance since September 2015	(7.5%)	↓



ACTIVITY

Cumulative percentage of contracted UDA delivered 2016 & 2017



Month	Adjusted Scheduled Activity (UDA)	
	2016	2017
April	16	84
May	152	144
June	214	227
July	345	316
August	462	376
September	508	441
October	578	
November	688	
December	722	
January	781	
February	854	
March	890	
April	908	
May	908	
June	908	

QUALITY

	Quantity	Base Number	Contract	AT	Region	England
% of FP17s for the same patient ID Re-attending within 3 months - Children	25	350	7.1%	9.6%	11.8%	12.4%
% of FP17s for the same patient ID Re-attending within 3 months - Adults	0	0	N/A	14.3%	16.6%	16.7%
% of FP17s for the same patient ID Re-attending between 3 & 9 months - Children	213	350	60.9%	60.6%	60.2%	57.4%
% of FP17s for the same patient ID Re-attending between 3 & 9 months - Adults	0	0	N/A	52.7%	52.0%	50.5%
% of FP17s for Band 1 Urgent Courses	0	338	0.0%	7.7%	9.4%	9.1%
% of FP17s Relating to Free Repair or Replacements	0	338	0.0%	0.8%	0.7%	0.8%
% of FP17s Relating to Continuations	0	338	0.0%	1.3%	1.2%	1.3%
% of Patients satisfied with the dentistry they have received	2	2	N/A	93.4%	93.6%	93.2%
% of Patients satisfied with the time they had to wait for an appointment	2	2	N/A	88.9%	89.1%	89.0%

* This is based on patients treated on this contract for their most recent course of treatment. Figures in italics indicate the base number of FP17s or Patient Questionnaire responses are less than 100. N/A is shown where the base number of responses is less than 10 during the period. % is calculated as Quantity/Base number*100

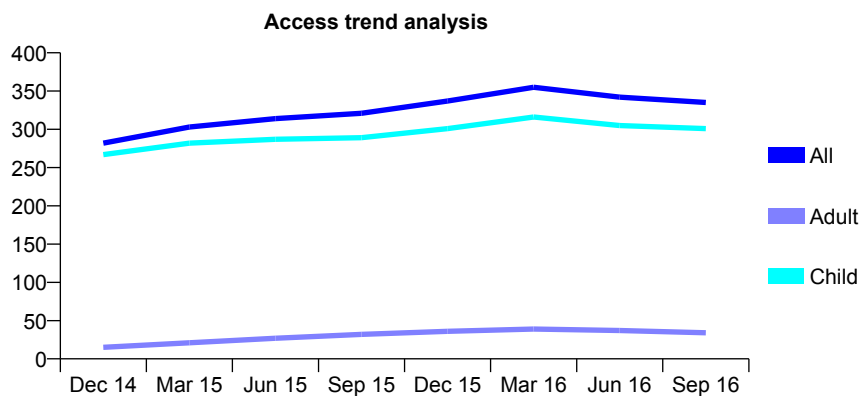
Q64 - Vital Signs At a Glance Contract Report for 171522/0001 - September 2016

Name or company name	Lechlade Dental Practice
Contract type name	GDS Contract
Purpose of contract	General
Contract start date	01/04/2014
Contract end date	

16/17 Contracted general activity (UDA)	800
Carry forward general activity (UDA)	0
16/17 Contracted orthodontic activity (UOA)	0
Carry forward orthodontic activity (UOA)	0
Baseline contract value	£18,090.08

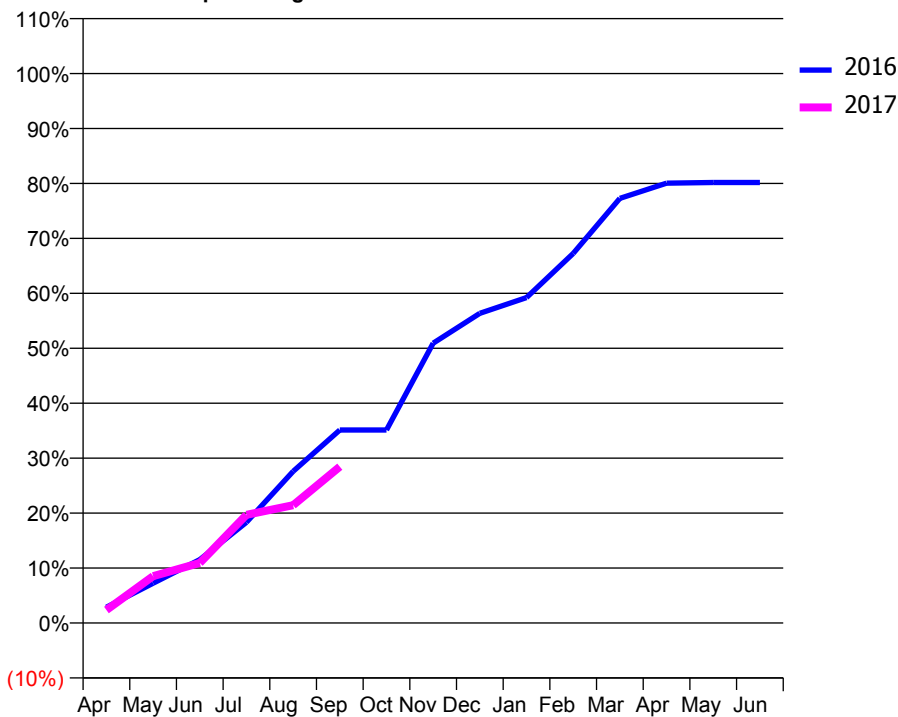
ACCESS*

Patients seen in 24 months	Total	Change since previous quarter
Quarter ending September 2015	321	
Quarter ending December 2015	337	↑
Quarter ending March 2016	355	↑
Quarter ending June 2016	342	↓
Quarter ending September 2016	335	↓
Variance since September 2015	4.4%	↑



ACTIVITY

Cumulative percentage of contracted UDA delivered 2016 & 2017



Month	Adjusted Scheduled Activity (UDA)	
	2016	2017
April	23	19
May	58	68
June	92	87
July	147	158
August	221	172
September	281	228
October	281	
November	407	
December	451	
January	474	
February	538	
March	618	
April	640	
May	641	
June	641	

QUALITY

	Quantity	Base Number	Contract	AT	Region	England
% of FP17s for the same patient ID Re-attending within 3 months - Children	13	200	6.5%	9.6%	11.8%	12.4%
% of FP17s for the same patient ID Re-attending within 3 months - Adults	1	9	<i>11.1%</i>	14.3%	16.6%	16.7%
% of FP17s for the same patient ID Re-attending between 3 & 9 months - Children	119	200	59.5%	60.6%	60.2%	57.4%
% of FP17s for the same patient ID Re-attending between 3 & 9 months - Adults	7	9	<i>77.8%</i>	52.7%	52.0%	50.5%
% of FP17s for Band 1 Urgent Courses	3	184	1.6%	7.7%	9.4%	9.1%
% of FP17s Relating to Free Repair or Replacements	0	184	0.0%	0.8%	0.7%	0.8%
% of FP17s Relating to Continuations	0	184	0.0%	1.3%	1.2%	1.3%
% of Patients satisfied with the dentistry they have received	0	0	N/A	93.4%	93.6%	93.2%
% of Patients satisfied with the time they had to wait for an appointment	0	0	N/A	88.9%	89.1%	89.0%

* This is based on patients treated on this contract for their most recent course of treatment. Figures in italics indicate the base number of FP17s or Patient Questionnaire responses are less than 100. N/A is shown where the base number of responses is less than 10 during the period. % is calculated as Quantity/Base number*100

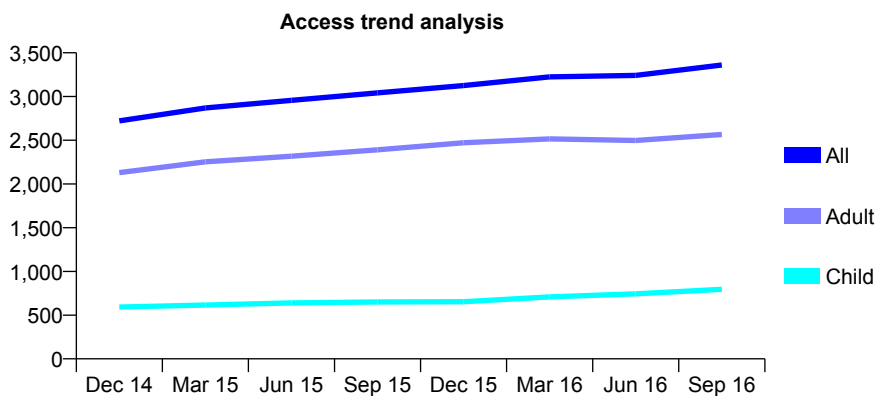
Q64 - Vital Signs At a Glance Contract Report for 172138/0001 - September 2016

Name or company name	Mr Georgios Mexias
Contract type name	GDS Contract
Purpose of contract	General
Contract start date	01/12/2013
Contract end date	

16/17 Contracted general activity (UDA)	10,143
Carry forward general activity (UDA)	0
16/17 Contracted orthodontic activity (UOA)	0
Carry forward orthodontic activity (UOA)	0
Baseline contract value	£212,392.22

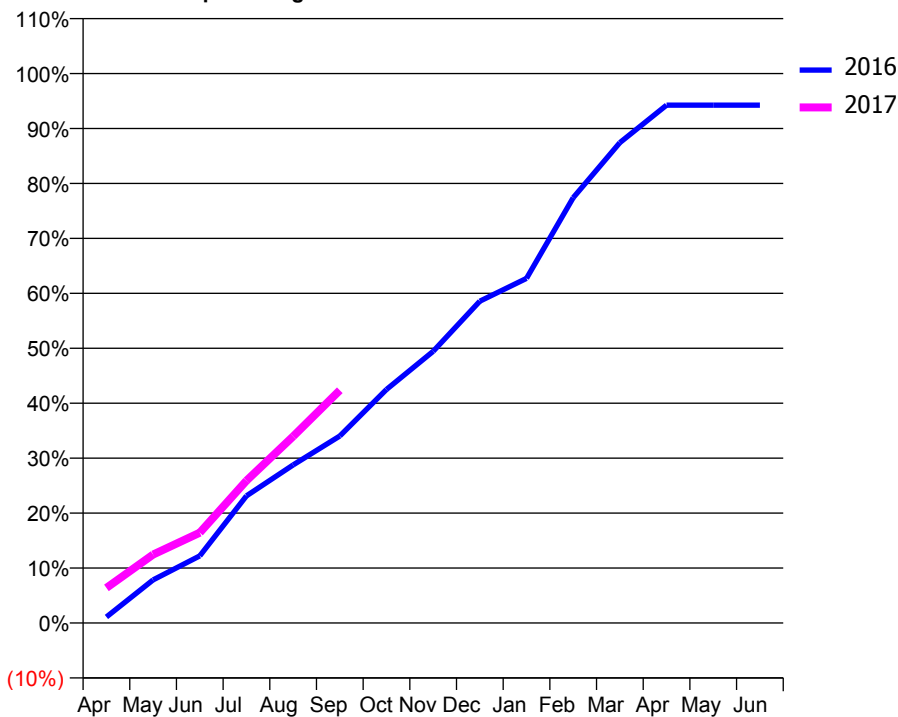
ACCESS*

Patients seen in 24 months	Total	Change since previous quarter
Quarter ending September 2015	3,041	
Quarter ending December 2015	3,125	↑
Quarter ending March 2016	3,224	↑
Quarter ending June 2016	3,241	→
Quarter ending September 2016	3,361	↑
Variance since September 2015	10.5%	↑



ACTIVITY

Cumulative percentage of contracted UDA delivered 2016 & 2017



Month	Adjusted Scheduled Activity (UDA)	
	2016	2017
April	112	648
May	796	1,264
June	1,240	1,667
July	2,346	2,629
August	2,917	3,444
September	3,452	4,297
October	4,312	
November	5,014	
December	5,941	
January	6,360	
February	7,851	
March	8,868	
April	9,559	
May	9,559	
June	9,559	

QUALITY

	Quantity	Base Number	Contract	AT	Region	England
% of FP17s for the same patient ID Re-attending within 3 months - Children	30	637	4.7%	9.6%	11.8%	12.4%
% of FP17s for the same patient ID Re-attending within 3 months - Adults	285	2,001	14.2%	14.3%	16.6%	16.7%
% of FP17s for the same patient ID Re-attending between 3 & 9 months - Children	354	637	55.6%	60.6%	60.2%	57.4%
% of FP17s for the same patient ID Re-attending between 3 & 9 months - Adults	1,213	2,001	60.6%	52.7%	52.0%	50.5%
% of FP17s for Band 1 Urgent Courses	195	2,376	8.2%	7.7%	9.4%	9.1%
% of FP17s Relating to Free Repair or Replacements	11	2,376	0.5%	0.8%	0.7%	0.8%
% of FP17s Relating to Continuations	16	2,376	0.7%	1.3%	1.2%	1.3%
% of Patients satisfied with the dentistry they have received	9	9	N/A	93.4%	93.6%	93.2%
% of Patients satisfied with the time they had to wait for an appointment	9	9	N/A	88.9%	89.1%	89.0%

* This is based on patients treated on this contract for their most recent course of treatment. Figures in italics indicate the base number of FP17s or Patient Questionnaire responses are less than 100. N/A is shown where the base number of responses is less than 10 during the period. % is calculated as Quantity/Base number*100

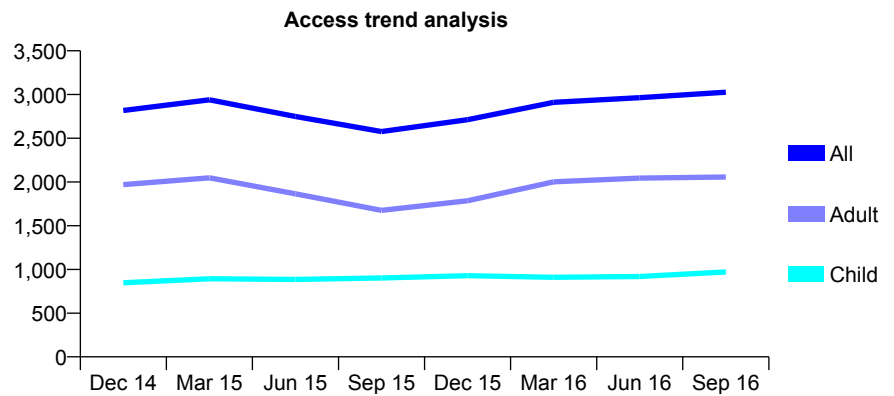
Q64 - Vital Signs At a Glance Contract Report for 173371/0001 - September 2016

Name or company name	The Parks Dental Practice
Contract type name	GDS Contract
Purpose of contract	General
Contract start date	21/03/2013
Contract end date	

16/17 Contracted general activity (UDA)	7,000
Carry forward general activity (UDA)	30
16/17 Contracted orthodontic activity (UOA)	0
Carry forward orthodontic activity (UOA)	0
Baseline contract value	£168,917.24

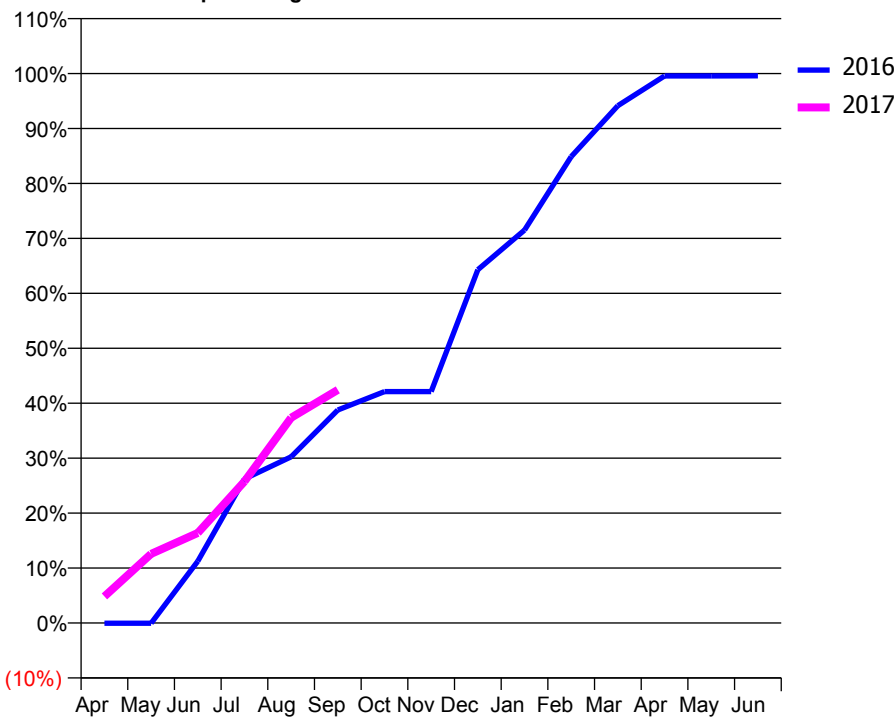
ACCESS*

Patients seen in 24 months	Total	Change since previous quarter
Quarter ending September 2015	2,577	
Quarter ending December 2015	2,713	↑
Quarter ending March 2016	2,911	↑
Quarter ending June 2016	2,964	→
Quarter ending September 2016	3,026	↑
Variance since September 2015	17.4%	↑



ACTIVITY

Cumulative percentage of contracted UDA delivered 2016 & 2017



Month	Adjusted Scheduled Activity (UDA)	
	2016	2017
April	-4	339
May	-4	880
June	788	1,147
July	1,836	1,804
August	2,117	2,615
September	2,714	2,971
October	2,948	
November	2,948	
December	4,501	
January	5,004	
February	5,942	
March	6,590	
April	6,969	
May	6,969	
June	6,970	

QUALITY

	Quantity	Base Number	Contract	AT	Region	England
% of FP17s for the same patient ID Re-attending within 3 months - Children	55	842	6.5%	9.6%	11.8%	12.4%
% of FP17s for the same patient ID Re-attending within 3 months - Adults	156	1,162	13.4%	14.3%	16.6%	16.7%
% of FP17s for the same patient ID Re-attending between 3 & 9 months - Children	549	842	65.2%	60.6%	60.2%	57.4%
% of FP17s for the same patient ID Re-attending between 3 & 9 months - Adults	483	1,162	41.6%	52.7%	52.0%	50.5%
% of FP17s for Band 1 Urgent Courses	184	1,760	10.5%	7.7%	9.4%	9.1%
% of FP17s Relating to Free Repair or Replacements	21	1,760	1.2%	0.8%	0.7%	0.8%
% of FP17s Relating to Continuations	10	1,760	0.6%	1.3%	1.2%	1.3%
% of Patients satisfied with the dentistry they have received	5	5	N/A	93.4%	93.6%	93.2%
% of Patients satisfied with the time they had to wait for an appointment	5	5	N/A	88.9%	89.1%	89.0%

* This is based on patients treated on this contract for their most recent course of treatment. Figures in italics indicate the base number of FP17s or Patient Questionnaire responses are less than 100. N/A is shown where the base number of responses is less than 10 during the period. % is calculated as Quantity/Base number*100

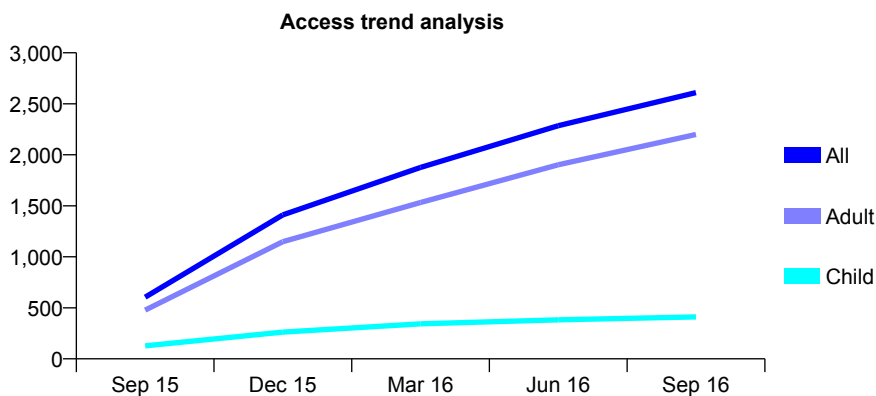
Q64 - Vital Signs At a Glance Contract Report for 178152/0001 - September 2016

Name or company name	PW & SM Phillips
Contract type name	GDS Contract
Purpose of contract	General
Contract start date	01/07/2015
Contract end date	

16/17 Contracted general activity (UDA)	9,000
Carry forward general activity (UDA)	0
16/17 Contracted orthodontic activity (UOA)	0
Carry forward orthodontic activity (UOA)	0
Baseline contract value	£211,258.53

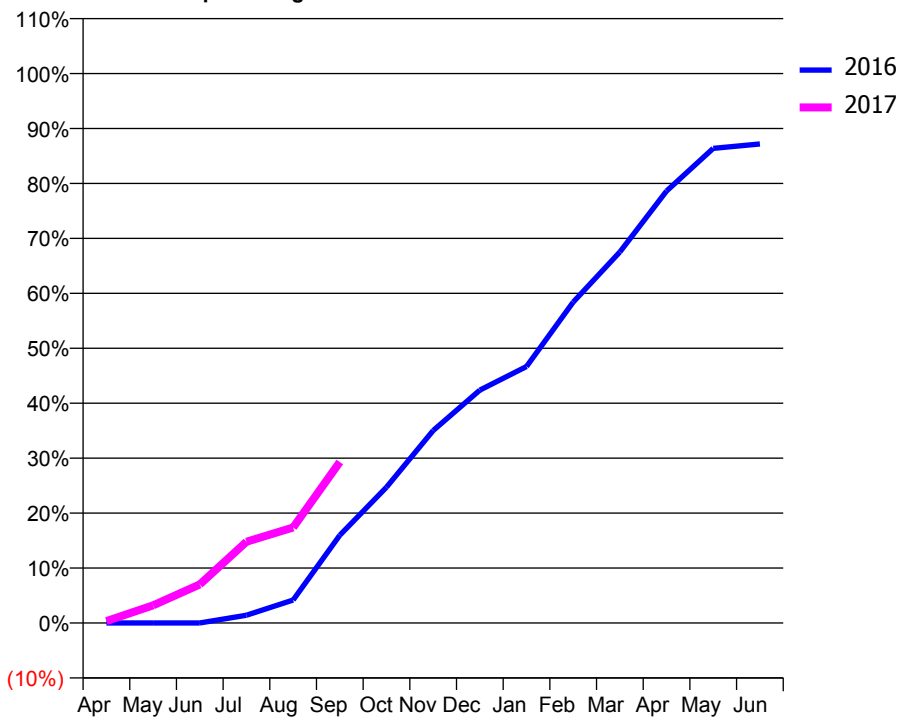
ACCESS*

Patients seen in 24 months	Total	Change since previous quarter
Quarter ending September 2015	605	
Quarter ending December 2015	1,411	↑
Quarter ending March 2016	1,876	↑
Quarter ending June 2016	2,286	↑
Quarter ending September 2016	2,610	↑
Variance since September 2015	331.4%	↑



ACTIVITY

Cumulative percentage of contracted UDA delivered 2016 & 2017



Adjusted Scheduled Activity (UDA)

Month	2016	2017
April	0	32
May	0	290
June	0	633
July	96	1,332
August	282	1,564
September	1,078	2,637
October	1,669	
November	2,365	
December	2,862	
January	3,150	
February	3,941	
March	4,557	
April	5,306	
May	5,831	
June	5,885	

QUALITY

	Quantity	Base Number	Contract	AT	Region	England
% of FP17s for the same patient ID Re-attending within 3 months - Children	13	338	3.8%	9.6%	11.8%	12.4%
% of FP17s for the same patient ID Re-attending within 3 months - Adults	240	1,593	15.1%	14.3%	16.6%	16.7%
% of FP17s for the same patient ID Re-attending between 3 & 9 months - Children	163	338	48.2%	60.6%	60.2%	57.4%
% of FP17s for the same patient ID Re-attending between 3 & 9 months - Adults	611	1,593	38.4%	52.7%	52.0%	50.5%
% of FP17s for Band 1 Urgent Courses	204	1,347	15.1%	7.7%	9.4%	9.1%
% of FP17s Relating to Free Repair or Replacements	32	1,347	2.4%	0.8%	0.7%	0.8%
% of FP17s Relating to Continuations	3	1,347	0.2%	1.3%	1.2%	1.3%
% of Patients satisfied with the dentistry they have received	11	11	100.0%	93.4%	93.6%	93.2%
% of Patients satisfied with the time they had to wait for an appointment	10	11	90.9%	88.9%	89.1%	89.0%

* This is based on patients treated on this contract for their most recent course of treatment. Figures in italics indicate the base number of FP17s or Patient Questionnaire responses are less than 100. N/A is shown where the base number of responses is less than 10 during the period. % is calculated as Quantity/Base number*100

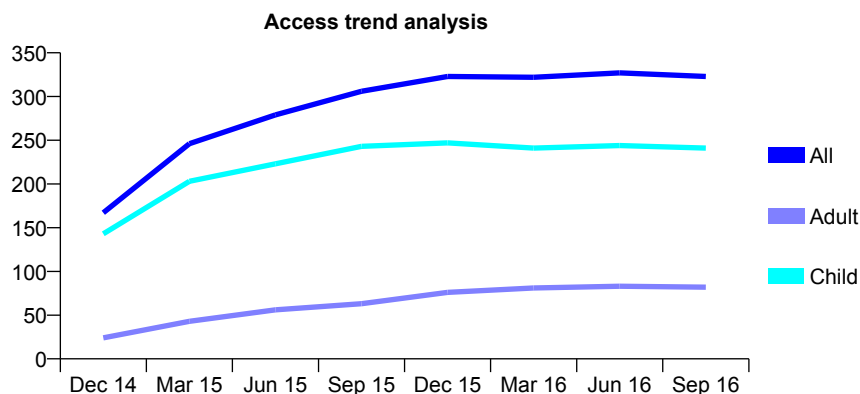
Q64 - Vital Signs At a Glance Contract Report for 179442/0001 - September 2016

Name or company name	Mr Carl Stuart Sainsbury Roberts
Contract type name	GDS Contract
Purpose of contract	General and Orthodontic
Contract start date	01/04/2014
Contract end date	

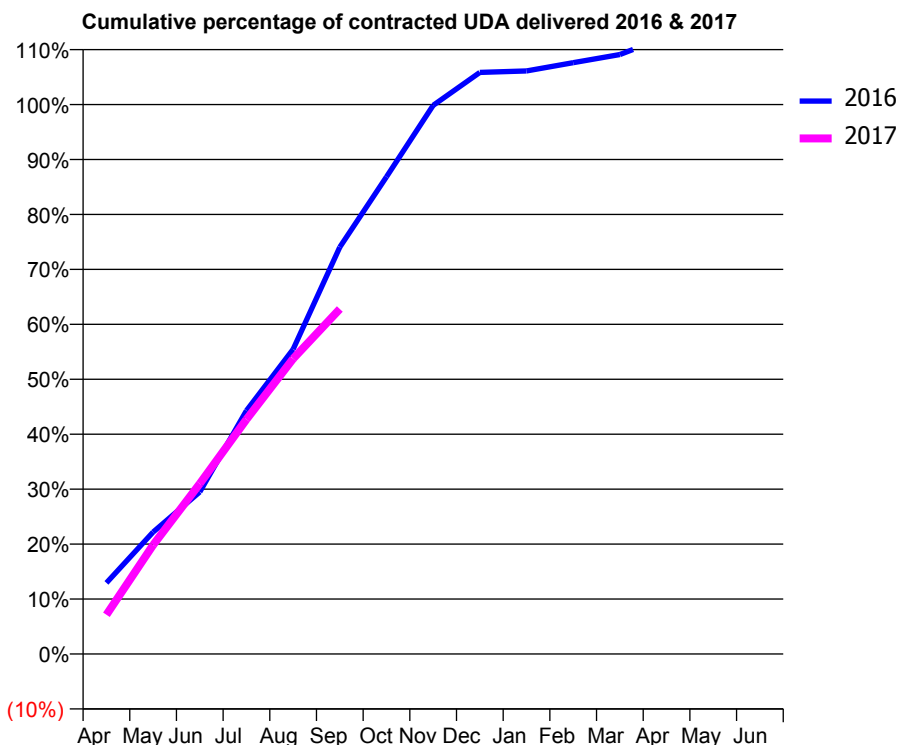
16/17 Contracted general activity (UDA)	400
Carry forward general activity (UDA)	-8
16/17 Contracted orthodontic activity (UOA)	0
Carry forward orthodontic activity (UOA)	0
Baseline contract value	£12,045.14

ACCESS*

Patients seen in 24 months	Total	Change since previous quarter
Quarter ending September 2015	306	
Quarter ending December 2015	323	↑
Quarter ending March 2016	322	→
Quarter ending June 2016	327	→
Quarter ending September 2016	323	↓
Variance since September 2015	5.6%	↑



ACTIVITY



Month	Adjusted Scheduled Activity (UDA)	
	2016	2017
April	52	29
May	89	79
June	118	124
July	177	171
August	222	215
September	296	251
October	347	
November	399	
December	423	
January	424	
February	430	
March	436	
April	449	
May	449	
June	449	

QUALITY

	Quantity	Base Number	Contract	AT	Region	England
% of FP17s for the same patient ID Re-attending within 3 months - Children	7	184	3.8%	9.6%	11.8%	12.4%
% of FP17s for the same patient ID Re-attending within 3 months - Adults	2	15	13.3%	14.3%	16.6%	16.7%
% of FP17s for the same patient ID Re-attending between 3 & 9 months - Children	62	184	33.7%	60.6%	60.2%	57.4%
% of FP17s for the same patient ID Re-attending between 3 & 9 months - Adults	2	15	13.3%	52.7%	52.0%	50.5%
% of FP17s for Band 1 Urgent Courses	16	186	8.6%	7.7%	9.4%	9.1%
% of FP17s Relating to Free Repair or Replacements	1	186	0.5%	0.8%	0.7%	0.8%
% of FP17s Relating to Continuations	0	186	0.0%	1.3%	1.2%	1.3%
% of Patients satisfied with the dentistry they have received	0	0	N/A	93.4%	93.6%	93.2%
% of Patients satisfied with the time they had to wait for an appointment	0	0	N/A	88.9%	89.1%	89.0%

* This is based on patients treated on this contract for their most recent course of treatment. Figures in italics indicate the base number of FP17s or Patient Questionnaire responses are less than 100. N/A is shown where the base number of responses is less than 10 during the period. % is calculated as Quantity/Base number*100

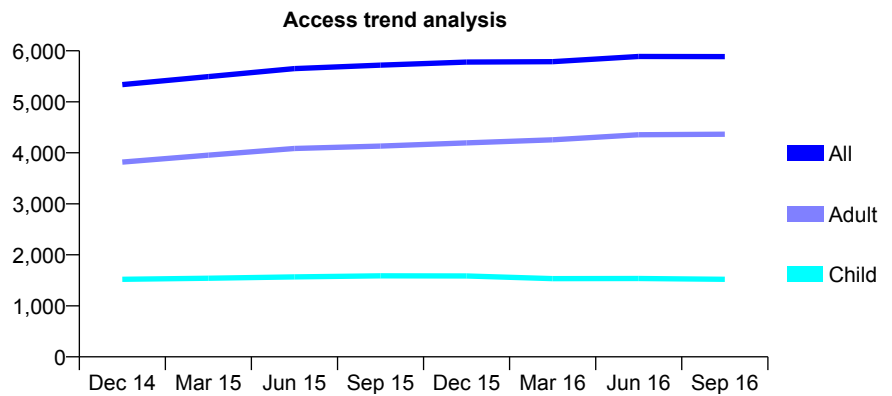
Q64 - Vital Signs At a Glance Contract Report for 181110/0001 - September 2016

Name or company name	IDH Limited
Contract type name	GDS Contract
Purpose of contract	General
Contract start date	01/03/2008
Contract end date	

16/17 Contracted general activity (UDA)	15,100
Carry forward general activity (UDA)	0
16/17 Contracted orthodontic activity (UOA)	0
Carry forward orthodontic activity (UOA)	0
Baseline contract value	£402,740.97

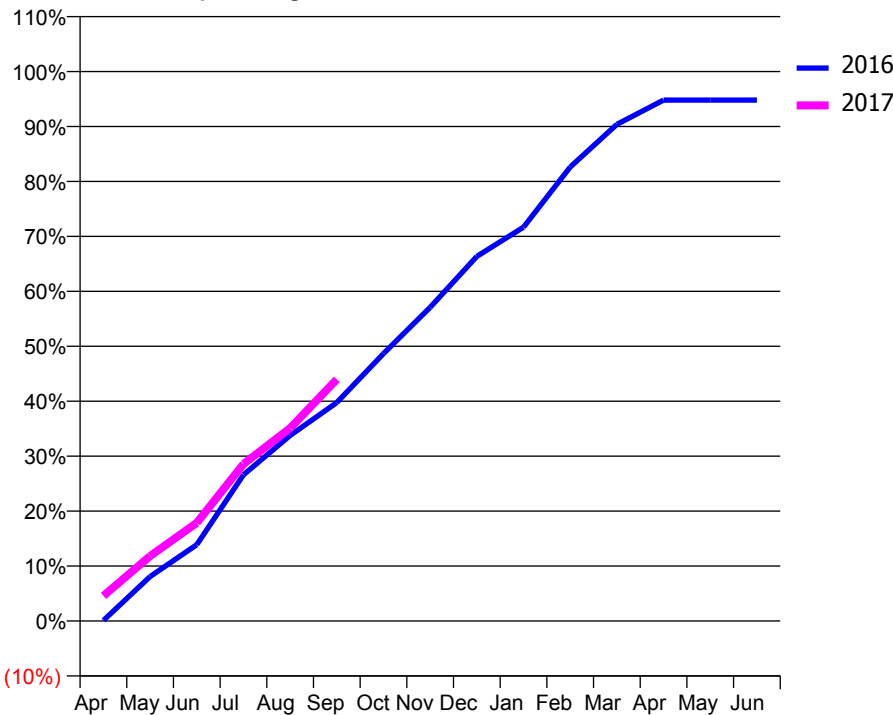
ACCESS*

Patients seen in 24 months	Total	Change since previous quarter
Quarter ending September 2015	5,718	
Quarter ending December 2015	5,780	→
Quarter ending March 2016	5,788	→
Quarter ending June 2016	5,890	→
Quarter ending September 2016	5,885	→
Variance since September 2015	2.9%	↑



ACTIVITY

Cumulative percentage of contracted UDA delivered 2016 & 2017



Month	Adjusted Scheduled Activity (UDA)	
	2016	2017
April	16	692
May	1,223	1,785
June	2,099	2,700
July	4,017	4,316
August	5,098	5,299
September	6,004	6,643
October	7,349	
November	8,619	
December	10,020	
January	10,822	
February	12,476	
March	13,647	
April	14,315	
May	14,315	
June	14,315	

QUALITY

	Quantity	Base Number	Contract	AT	Region	England
% of FP17s for the same patient ID Re-attending within 3 months - Children	83	1,023	8.1%	9.6%	11.8%	12.4%
% of FP17s for the same patient ID Re-attending within 3 months - Adults	388	2,514	15.4%	14.3%	16.6%	16.7%
% of FP17s for the same patient ID Re-attending between 3 & 9 months - Children	504	1,023	49.3%	60.6%	60.2%	57.4%
% of FP17s for the same patient ID Re-attending between 3 & 9 months - Adults	768	2,514	30.5%	52.7%	52.0%	50.5%
% of FP17s for Band 1 Urgent Courses	258	3,276	7.9%	7.7%	9.4%	9.1%
% of FP17s Relating to Free Repair or Replacements	16	3,276	0.5%	0.8%	0.7%	0.8%
% of FP17s Relating to Continuations	89	3,276	2.7%	1.3%	1.2%	1.3%
% of Patients satisfied with the dentistry they have received	11	12	91.7%	93.4%	93.6%	93.2%
% of Patients satisfied with the time they had to wait for an appointment	10	12	83.3%	88.9%	89.1%	89.0%

* This is based on patients treated on this contract for their most recent course of treatment. Figures in italics indicate the base number of FP17s or Patient Questionnaire responses are less than 100. N/A is shown where the base number of responses is less than 10 during the period. % is calculated as Quantity/Base number*100

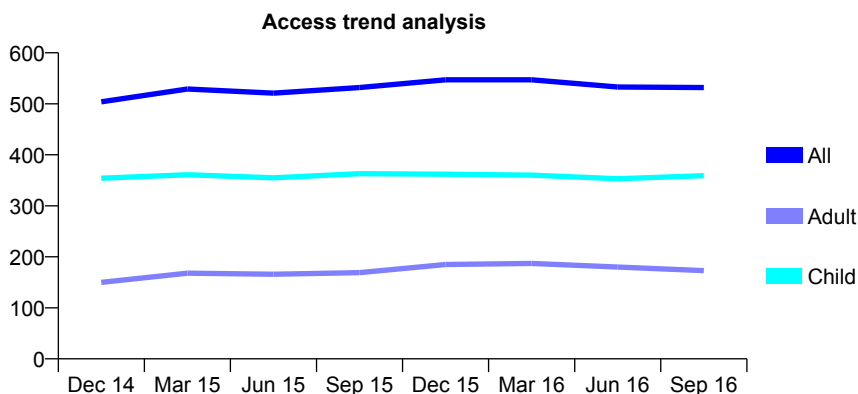
Q64 - Vital Signs At a Glance Contract Report for 181323/0001 - September 2016

Name or company name	Roger Moore Dental Practice Limited
Contract type name	GDS Contract
Purpose of contract	General
Contract start date	01/04/2008
Contract end date	31/08/2016

16/17 Contracted general activity (UDA)	500
Carry forward general activity (UDA)	0
16/17 Contracted orthodontic activity (UOA)	0
Carry forward orthodontic activity (UOA)	0
Baseline contract value	£11,766.57

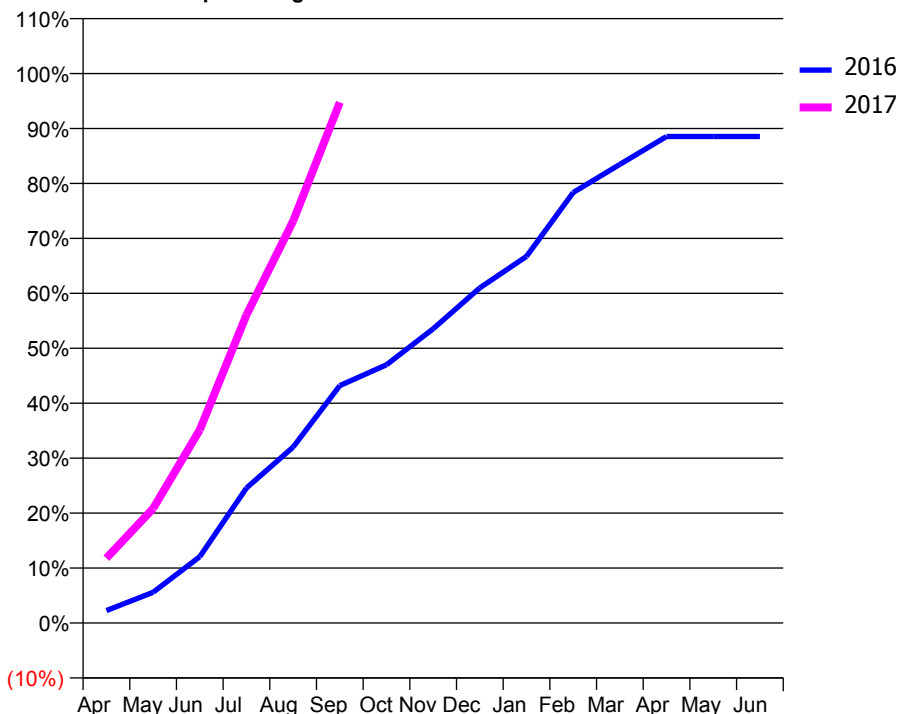
ACCESS*

Patients seen in 24 months	Total	Change since previous quarter
Quarter ending September 2015	532	
Quarter ending December 2015	547	↑
Quarter ending March 2016	547	→
Quarter ending June 2016	533	↓
Quarter ending September 2016	532	→
Variance since September 2015	0.0%	→



ACTIVITY

Cumulative percentage of contracted UDA delivered 2016 & 2017



Month	Adjusted Scheduled Activity (UDA)	
	2016	2017
April	27	59
May	67	104
June	145	176
July	295	280
August	384	366
September	519	474
October	564	
November	642	
December	732	
January	801	
February	940	
March	1,002	
April	1,063	
May	1,063	
June	1,063	

QUALITY

	Quantity	Base Number	Contract	AT	Region	England
% of FP17s for the same patient ID Re-attending within 3 months - Children	15	287	5.2%	9.6%	11.8%	12.4%
% of FP17s for the same patient ID Re-attending within 3 months - Adults	9	102	8.8%	14.3%	16.6%	16.7%
% of FP17s for the same patient ID Re-attending between 3 & 9 months - Children	197	287	68.6%	60.6%	60.2%	57.4%
% of FP17s for the same patient ID Re-attending between 3 & 9 months - Adults	66	102	64.7%	52.7%	52.0%	50.5%
% of FP17s for Band 1 Urgent Courses	9	345	2.6%	7.7%	9.4%	9.1%
% of FP17s Relating to Free Repair or Replacements	0	345	0.0%	0.8%	0.7%	0.8%
% of FP17s Relating to Continuations	0	345	0.0%	1.3%	1.2%	1.3%
% of Patients satisfied with the dentistry they have received	0	0	N/A	93.4%	93.6%	93.2%
% of Patients satisfied with the time they had to wait for an appointment	0	0	N/A	88.9%	89.1%	89.0%

* This is based on patients treated on this contract for their most recent course of treatment. Figures in italics indicate the base number of FP17s or Patient Questionnaire responses are less than 100. N/A is shown where the base number of responses is less than 10 during the period. % is calculated as Quantity/Base number*100

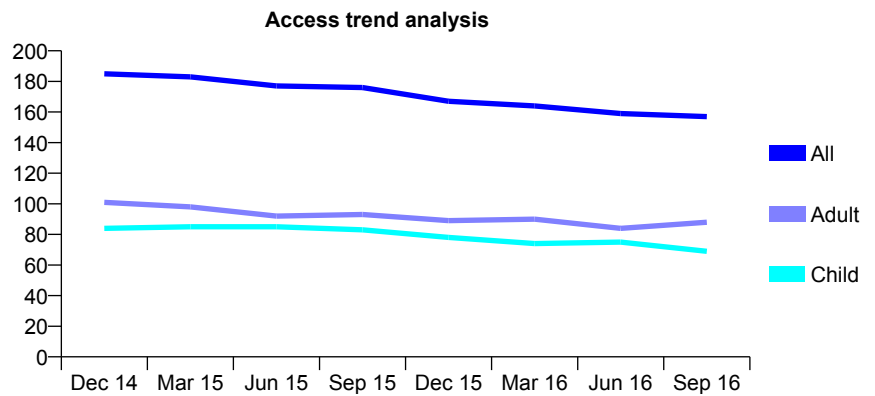
Q64 - Vital Signs At a Glance Contract Report for 181420/0001 - September 2016

Name or company name	The Cottage Dental & Implant Clinic Limited
Contract type name	GDS Contract
Purpose of contract	General
Contract start date	01/12/2008
Contract end date	

16/17 Contracted general activity (UDA)	750
Carry forward general activity (UDA)	-11
16/17 Contracted orthodontic activity (UOA)	0
Carry forward orthodontic activity (UOA)	0
Baseline contract value	£17,833.13

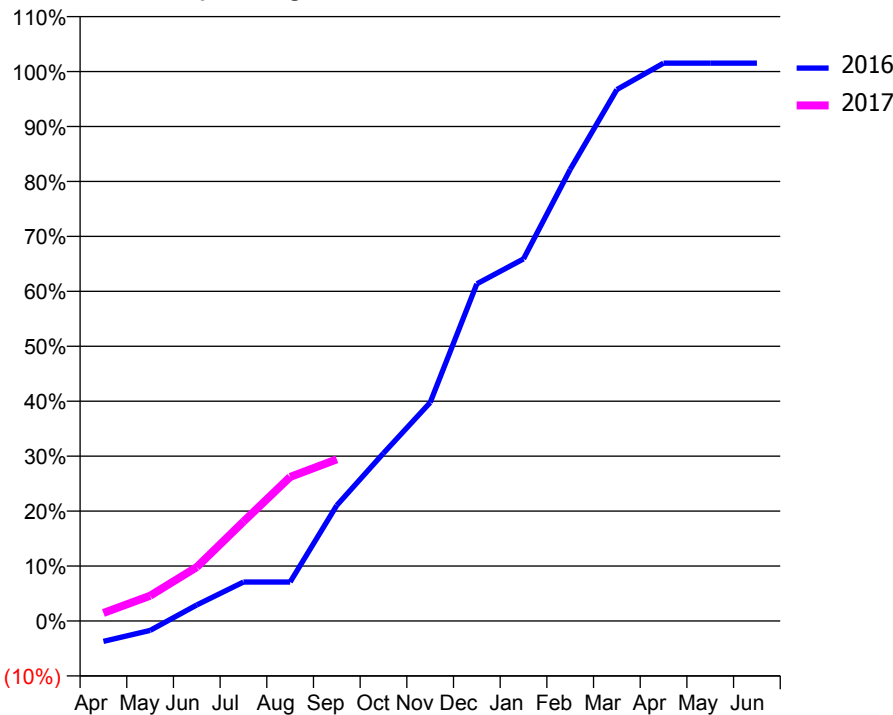
ACCESS*

Patients seen in 24 months	Total	Change since previous quarter
Quarter ending September 2015	176	
Quarter ending December 2015	167	↓
Quarter ending March 2016	164	↓
Quarter ending June 2016	159	↓
Quarter ending September 2016	157	↓
Variance since September 2015	(10.8%)	↓



ACTIVITY

Cumulative percentage of contracted UDA delivered 2016 & 2017



Month	Adjusted Scheduled Activity (UDA)	
	2016	2017
April	-28	11
May	-13	34
June	22	74
July	53	136
August	53	197
September	158	221
October	229	
November	298	
December	460	
January	494	
February	616	
March	725	
April	761	
May	761	
June	761	

QUALITY

	Quantity	Base Number	Contract	AT	Region	England
% of FP17s for the same patient ID Re-attending within 3 months - Children	1	48	2.1%	9.6%	11.8%	12.4%
% of FP17s for the same patient ID Re-attending within 3 months - Adults	5	39	12.8%	14.3%	16.6%	16.7%
% of FP17s for the same patient ID Re-attending between 3 & 9 months - Children	29	48	60.4%	60.6%	60.2%	57.4%
% of FP17s for the same patient ID Re-attending between 3 & 9 months - Adults	22	39	56.4%	52.7%	52.0%	50.5%
% of FP17s for Band 1 Urgent Courses	3	75	4.0%	7.7%	9.4%	9.1%
% of FP17s Relating to Free Repair or Replacements	0	75	0.0%	0.8%	0.7%	0.8%
% of FP17s Relating to Continuations	2	75	2.7%	1.3%	1.2%	1.3%
% of Patients satisfied with the dentistry they have received	1	1	N/A	93.4%	93.6%	93.2%
% of Patients satisfied with the time they had to wait for an appointment	1	1	N/A	88.9%	89.1%	89.0%

* This is based on patients treated on this contract for their most recent course of treatment. Figures in italics indicate the base number of FP17s or Patient Questionnaire responses are less than 100. N/A is shown where the base number of responses is less than 10 during the period. % is calculated as Quantity/Base number*100

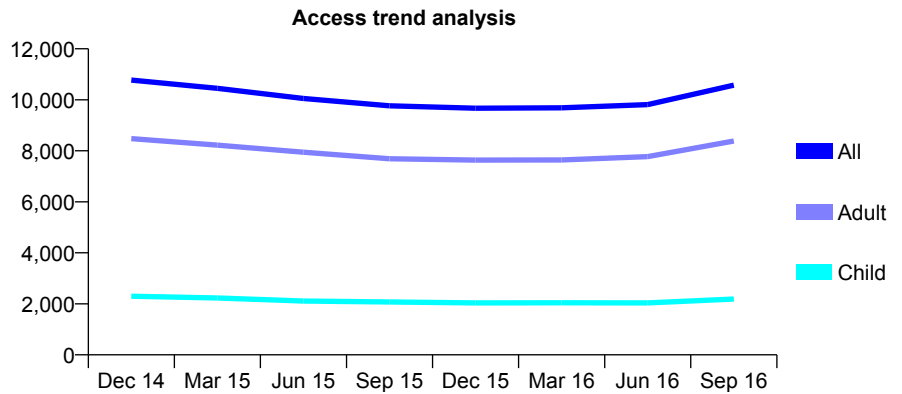
Q64 - Vital Signs At a Glance Contract Report for 182869/0001 - September 2016

Name or company name	Market Place Dental Practice Ltd
Contract type name	GDS Contract
Purpose of contract	General
Contract start date	01/04/2007
Contract end date	

16/17 Contracted general activity (UDA)	25,000
Carry forward general activity (UDA)	0
16/17 Contracted orthodontic activity (UOA)	0
Carry forward orthodontic activity (UOA)	0
Baseline contract value	£634,673.06

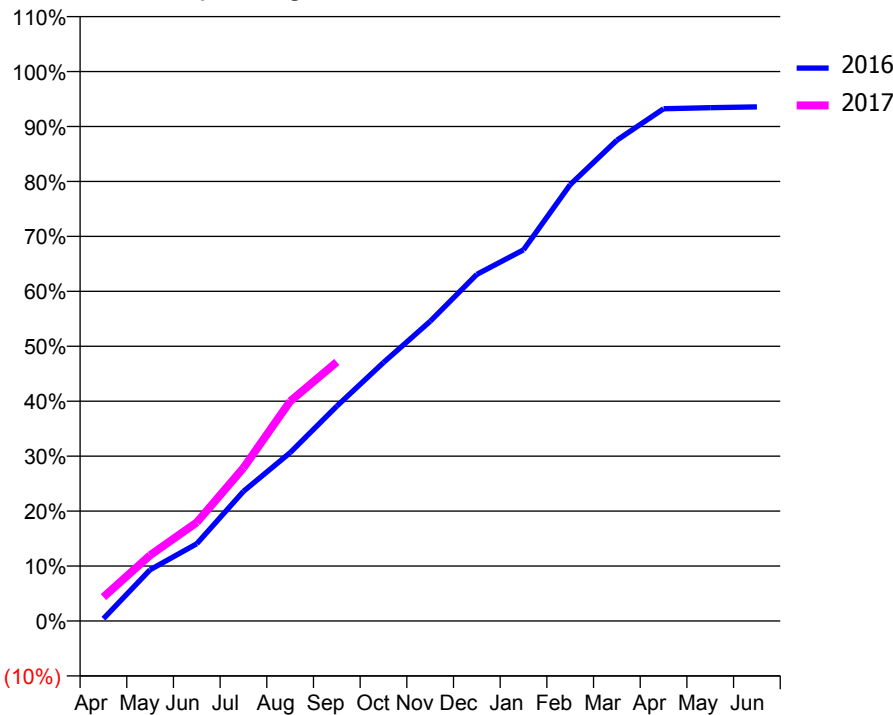
ACCESS*

Patients seen in 24 months	Total	Change since previous quarter
Quarter ending September 2015	9,763	
Quarter ending December 2015	9,673	→
Quarter ending March 2016	9,686	→
Quarter ending June 2016	9,810	→
Quarter ending September 2016	10,575	↑
Variance since September 2015	8.3%	↑



ACTIVITY

Cumulative percentage of contracted UDA delivered 2016 & 2017



Month	Adjusted Scheduled Activity (UDA)	
	2016	2017
April	107	1,092
May	2,332	2,996
June	3,513	4,489
July	5,899	6,967
August	7,658	9,998
September	9,778	11,782
October	11,761	
November	13,637	
December	15,770	
January	16,885	
February	19,852	
March	21,872	
April	23,308	
May	23,353	
June	23,393	

QUALITY

	Quantity	Base Number	Contract	AT	Region	England
% of FP17s for the same patient ID Re-attending within 3 months - Children	92	1,575	5.8%	9.6%	11.8%	12.4%
% of FP17s for the same patient ID Re-attending within 3 months - Adults	785	6,154	12.8%	14.3%	16.6%	16.7%
% of FP17s for the same patient ID Re-attending between 3 & 9 months - Children	735	1,575	46.7%	60.6%	60.2%	57.4%
% of FP17s for the same patient ID Re-attending between 3 & 9 months - Adults	2,902	6,154	47.2%	52.7%	52.0%	50.5%
% of FP17s for Band 1 Urgent Courses	539	6,969	7.7%	7.7%	9.4%	9.1%
% of FP17s Relating to Free Repair or Replacements	32	6,969	0.5%	0.8%	0.7%	0.8%
% of FP17s Relating to Continuations	149	6,969	2.1%	1.3%	1.2%	1.3%
% of Patients satisfied with the dentistry they have received	18	20	90.0%	93.4%	93.6%	93.2%
% of Patients satisfied with the time they had to wait for an appointment	16	20	80.0%	88.9%	89.1%	89.0%

* This is based on patients treated on this contract for their most recent course of treatment. Figures in italics indicate the base number of FP17s or Patient Questionnaire responses are less than 100. N/A is shown where the base number of responses is less than 10 during the period. % is calculated as Quantity/Base number*100

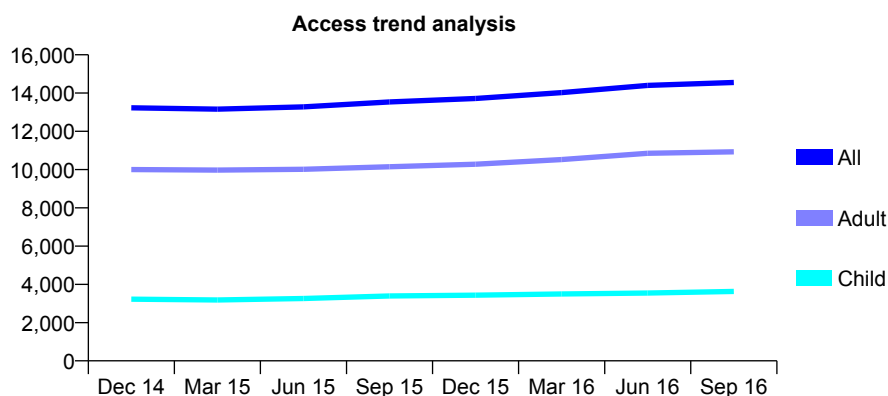
Q64 - Vital Signs At a Glance Contract Report for 182877/0002 - September 2016

Name or company name	Smileright Limited
Contract type name	GDS Contract
Purpose of contract	General
Contract start date	01/04/2011
Contract end date	

16/17 Contracted general activity (UDA)	50,008
Carry forward general activity (UDA)	-232
16/17 Contracted orthodontic activity (UOA)	0
Carry forward orthodontic activity (UOA)	0
Baseline contract value	£1,179,165.76

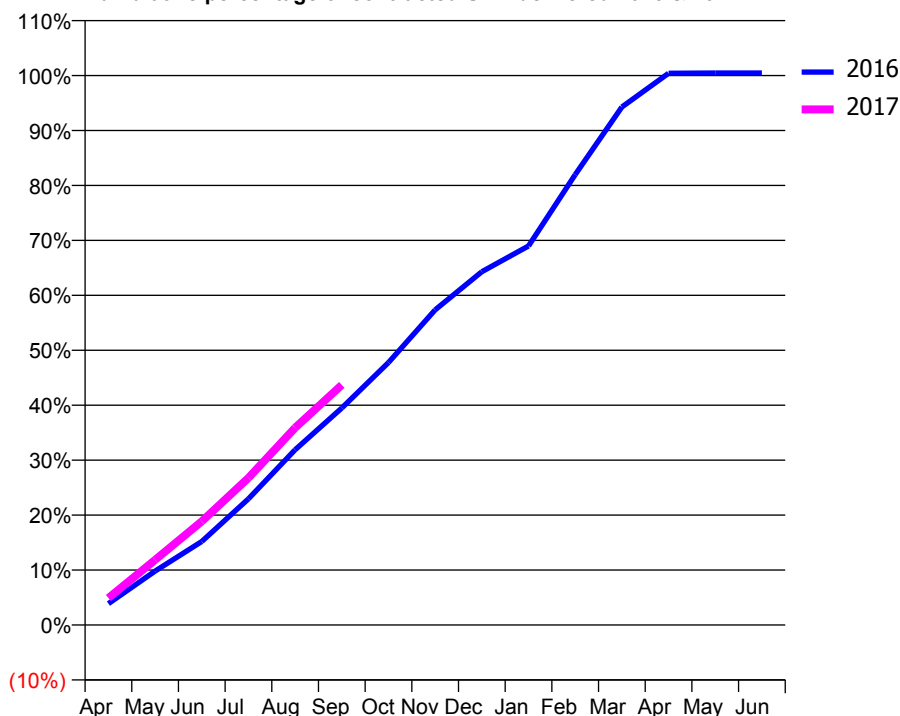
ACCESS*

Patients seen in 24 months	Total	Change since previous quarter
Quarter ending September 2015	13,538	
Quarter ending December 2015	13,719	→
Quarter ending March 2016	14,025	↑
Quarter ending June 2016	14,397	↑
Quarter ending September 2016	14,555	→
Variance since September 2015	7.5%	↑



ACTIVITY

Cumulative percentage of contracted UDA delivered 2016 & 2017



Month	Adjusted Scheduled Activity (UDA)	
	2016	2017
April	1,948	2,457
May	4,905	5,923
June	7,606	9,436
July	11,488	13,388
August	15,953	17,954
September	19,755	21,844
October	23,883	
November	28,682	
December	32,157	
January	34,491	
February	40,989	
March	47,137	
April	50,211	
May	50,240	
June	50,240	

QUALITY

	Quantity	Base Number	Contract	AT	Region	England
% of FP17s for the same patient ID Re-attending within 3 months - Children	219	2,325	9.4%	9.6%	11.8%	12.4%
% of FP17s for the same patient ID Re-attending within 3 months - Adults	1,010	6,290	16.1%	14.3%	16.6%	16.7%
% of FP17s for the same patient ID Re-attending between 3 & 9 months - Children	943	2,325	40.6%	60.6%	60.2%	57.4%
% of FP17s for the same patient ID Re-attending between 3 & 9 months - Adults	2,176	6,290	34.6%	52.7%	52.0%	50.5%
% of FP17s for Band 1 Urgent Courses	585	7,657	7.6%	7.7%	9.4%	9.1%
% of FP17s Relating to Free Repair or Replacements	186	7,657	2.4%	0.8%	0.7%	0.8%
% of FP17s Relating to Continuations	221	7,657	2.9%	1.3%	1.2%	1.3%
% of Patients satisfied with the dentistry they have received	21	26	80.8%	93.4%	93.6%	93.2%
% of Patients satisfied with the time they had to wait for an appointment	23	26	88.5%	88.9%	89.1%	89.0%

* This is based on patients treated on this contract for their most recent course of treatment. Figures in italics indicate the base number of FP17s or Patient Questionnaire responses are less than 100. N/A is shown where the base number of responses is less than 10 during the period. % is calculated as Quantity/Base number*100

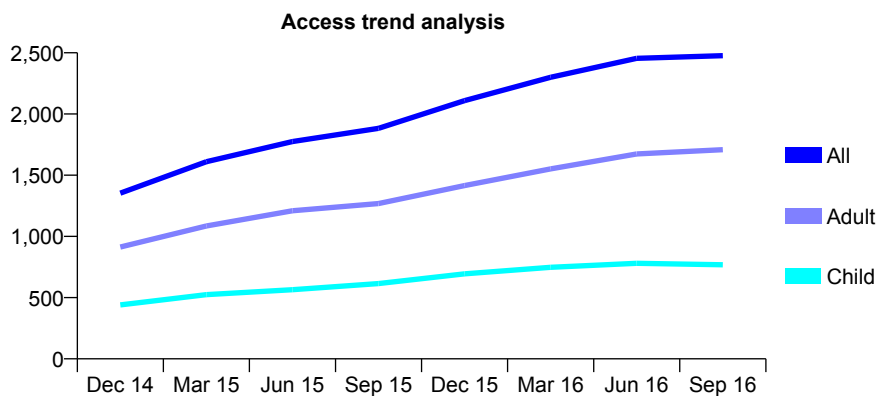
Q64 - Vital Signs At a Glance Contract Report for 184209/0001 - September 2016

Name or company name	Smilecare Swindon Limited
Contract type name	PDS Plus Contract
Purpose of contract	General
Contract start date	01/04/2013
Contract end date	31/03/2018

16/17 Contracted general activity (UDA)	16,000
Carry forward general activity (UDA)	0
16/17 Contracted orthodontic activity (UOA)	0
Carry forward orthodontic activity (UOA)	0
Baseline contract value	£193,238.03

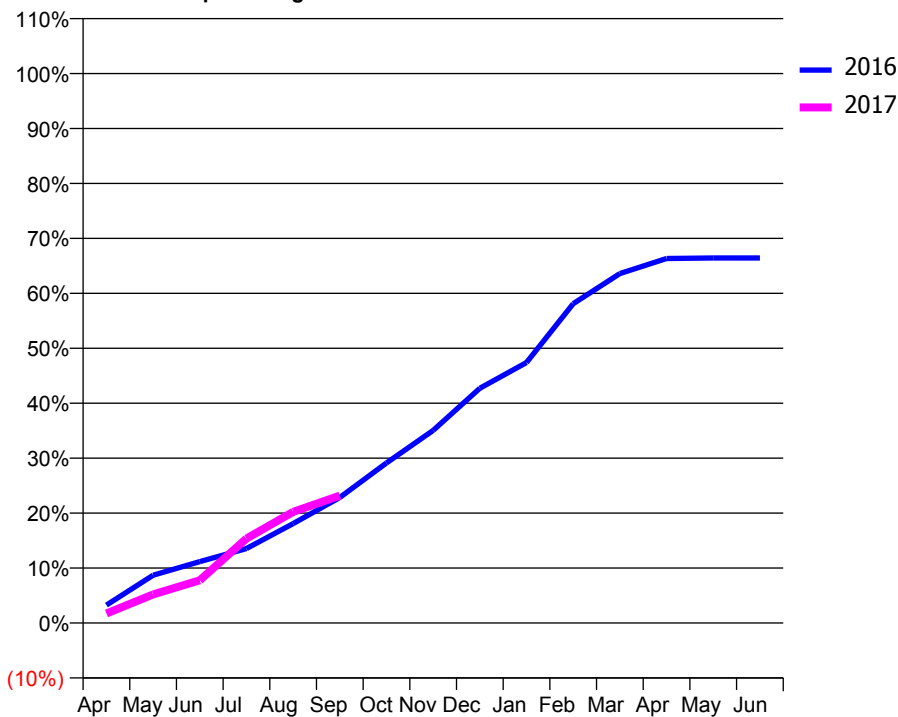
ACCESS*

Patients seen in 24 months	Total	Change since previous quarter
Quarter ending September 2015	1,883	
Quarter ending December 2015	2,110	↑
Quarter ending March 2016	2,300	↑
Quarter ending June 2016	2,455	↑
Quarter ending September 2016	2,477	→
Variance since September 2015	31.5%	↑



ACTIVITY

Cumulative percentage of contracted UDA delivered 2016 & 2017



Adjusted Scheduled Activity (UDA)

Month	2016	2017
April	391	279
May	1,044	835
June	1,341	1,244
July	1,627	2,459
August	2,170	3,237
September	2,743	3,711
October	3,496	
November	4,208	
December	5,127	
January	5,688	
February	6,974	
March	7,630	
April	7,961	
May	7,973	
June	7,973	

QUALITY

	Quantity	Base Number	Contract	AT	Region	England
% of FP17s for the same patient ID Re-attending within 3 months - Children	35	365	9.6%	9.6%	11.8%	12.4%
% of FP17s for the same patient ID Re-attending within 3 months - Adults	151	916	16.5%	14.3%	16.6%	16.7%
% of FP17s for the same patient ID Re-attending between 3 & 9 months - Children	153	365	41.9%	60.6%	60.2%	57.4%
% of FP17s for the same patient ID Re-attending between 3 & 9 months - Adults	323	916	35.3%	52.7%	52.0%	50.5%
% of FP17s for Band 1 Urgent Courses	141	1,166	12.1%	7.7%	9.4%	9.1%
% of FP17s Relating to Free Repair or Replacements	13	1,166	1.1%	0.8%	0.7%	0.8%
% of FP17s Relating to Continuations	10	1,166	0.9%	1.3%	1.2%	1.3%
% of Patients satisfied with the dentistry they have received	13	14	92.9%	93.4%	93.6%	93.2%
% of Patients satisfied with the time they had to wait for an appointment	14	14	100.0%	88.9%	89.1%	89.0%

* This is based on patients treated on this contract for their most recent course of treatment. Figures in italics indicate the base number of FP17s or Patient Questionnaire responses are less than 100. N/A is shown where the base number of responses is less than 10 during the period. % is calculated as Quantity/Base number*100

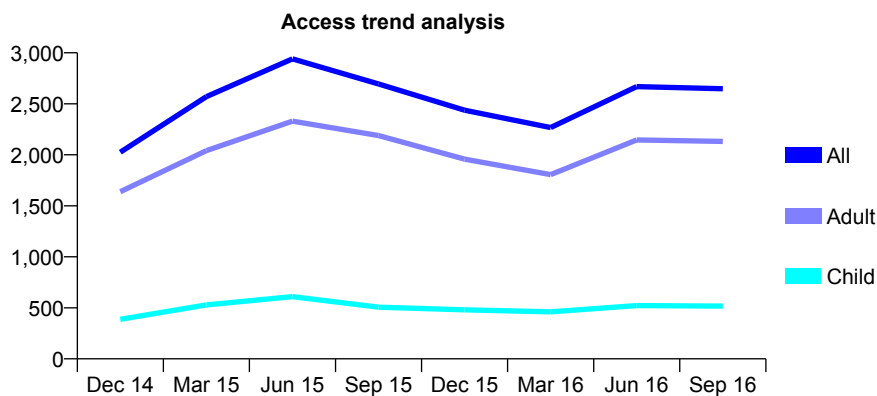
Q64 - Vital Signs At a Glance Contract Report for 184381/0002 - September 2016

Name or company name	Tetbury Dental Practice
Contract type name	GDS Contract
Purpose of contract	General
Contract start date	01/04/2012
Contract end date	

16/17 Contracted general activity (UDA)	6,131
Carry forward general activity (UDA)	0
16/17 Contracted orthodontic activity (UOA)	0
Carry forward orthodontic activity (UOA)	0
Baseline contract value	£125,758.61

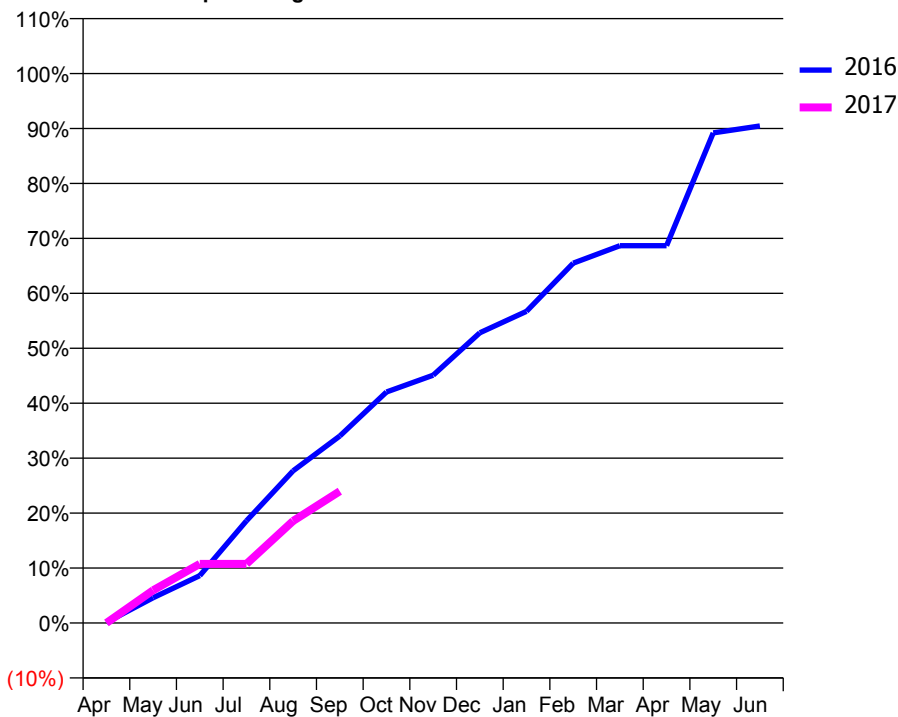
ACCESS*

Patients seen in 24 months	Total	Change since previous quarter
Quarter ending September 2015	2,695	
Quarter ending December 2015	2,437	↓
Quarter ending March 2016	2,267	↓
Quarter ending June 2016	2,668	↑
Quarter ending September 2016	2,648	→
Variance since September 2015	(1.7%)	↓



ACTIVITY

Cumulative percentage of contracted UDA delivered 2016 & 2017



Adjusted Scheduled Activity (UDA)

Month	2016	2017
April	7	0
May	281	365
June	528	659
July	1,140	659
August	1,698	1,140
September	2,087	1,471
October	2,578	
November	2,765	
December	3,238	
January	3,478	
February	4,015	
March	4,209	
April	4,209	
May	5,469	
June	5,546	

QUALITY

	Quantity	Base Number	Contract	AT	Region	England
% of FP17s for the same patient ID Re-attending within 3 months - Children	11	440	2.5%	9.6%	11.8%	12.4%
% of FP17s for the same patient ID Re-attending within 3 months - Adults	107	1,729	6.2%	14.3%	16.6%	16.7%
% of FP17s for the same patient ID Re-attending between 3 & 9 months - Children	184	440	41.8%	60.6%	60.2%	57.4%
% of FP17s for the same patient ID Re-attending between 3 & 9 months - Adults	593	1,729	34.3%	52.7%	52.0%	50.5%
% of FP17s for Band 1 Urgent Courses	72	889	8.1%	7.7%	9.4%	9.1%
% of FP17s Relating to Free Repair or Replacements	2	889	0.2%	0.8%	0.7%	0.8%
% of FP17s Relating to Continuations	8	889	0.9%	1.3%	1.2%	1.3%
% of Patients satisfied with the dentistry they have received	1	1	N/A	93.4%	93.6%	93.2%
% of Patients satisfied with the time they had to wait for an appointment	1	1	N/A	88.9%	89.1%	89.0%

* This is based on patients treated on this contract for their most recent course of treatment. Figures in italics indicate the base number of FP17s or Patient Questionnaire responses are less than 100. N/A is shown where the base number of responses is less than 10 during the period. % is calculated as Quantity/Base number*100

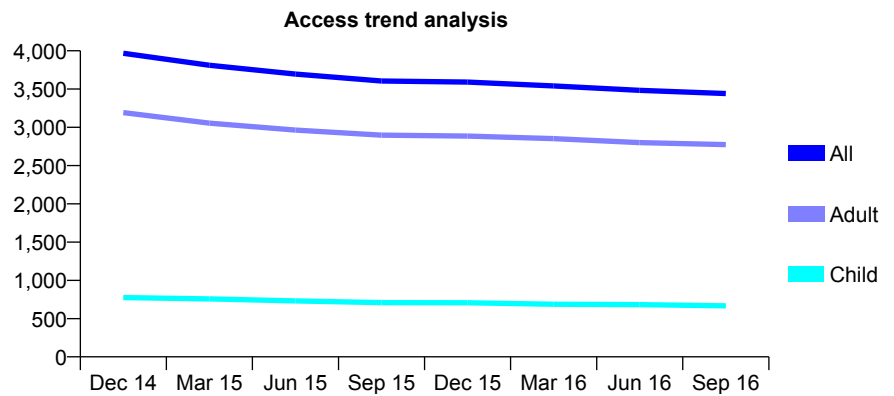
Q64 - Vital Signs At a Glance Contract Report for 184381/0003 - September 2016

Name or company name	Tetbury Dental Practice
Contract type name	GDS Contract
Purpose of contract	General
Contract start date	01/04/2012
Contract end date	

16/17 Contracted general activity (UDA)	11,640
Carry forward general activity (UDA)	437
16/17 Contracted orthodontic activity (UOA)	0
Carry forward orthodontic activity (UOA)	0
Baseline contract value	£238,521.24

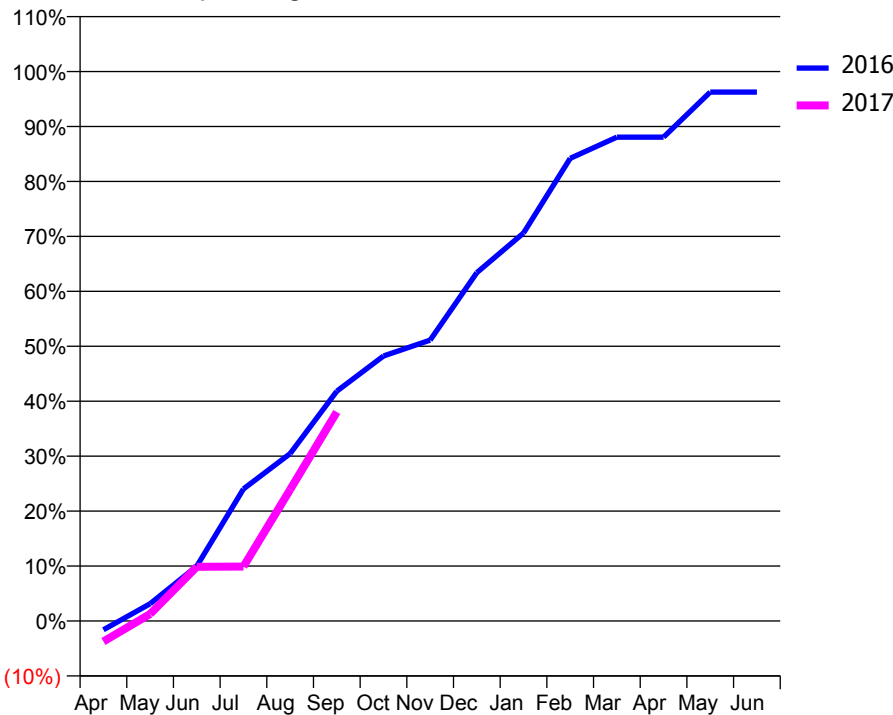
ACCESS*

Patients seen in 24 months	Total	Change since previous quarter
Quarter ending September 2015	3,606	
Quarter ending December 2015	3,591	→
Quarter ending March 2016	3,541	↓
Quarter ending June 2016	3,483	↓
Quarter ending September 2016	3,441	↓
Variance since September 2015	(4.6%)	↓



ACTIVITY

Cumulative percentage of contracted UDA delivered 2016 & 2017



Month	Adjusted Scheduled Activity (UDA)	
	2016	2017
April	-187	-437
May	366	148
June	1,161	1,148
July	2,797	1,153
August	3,547	2,785
September	4,869	4,427
October	5,615	
November	5,949	
December	7,379	
January	8,218	
February	9,801	
March	10,250	
April	10,250	
May	11,203	
June	11,203	

QUALITY

	Quantity	Base Number	Contract	AT	Region	England
% of FP17s for the same patient ID Re-attending within 3 months - Children	31	627	4.9%	9.6%	11.8%	12.4%
% of FP17s for the same patient ID Re-attending within 3 months - Adults	212	2,527	8.4%	14.3%	16.6%	16.7%
% of FP17s for the same patient ID Re-attending between 3 & 9 months - Children	449	627	71.6%	60.6%	60.2%	57.4%
% of FP17s for the same patient ID Re-attending between 3 & 9 months - Adults	1,682	2,527	66.6%	52.7%	52.0%	50.5%
% of FP17s for Band 1 Urgent Courses	253	2,589	9.8%	7.7%	9.4%	9.1%
% of FP17s Relating to Free Repair or Replacements	24	2,589	0.9%	0.8%	0.7%	0.8%
% of FP17s Relating to Continuations	39	2,589	1.5%	1.3%	1.2%	1.3%
% of Patients satisfied with the dentistry they have received	2	3	N/A	93.4%	93.6%	93.2%
% of Patients satisfied with the time they had to wait for an appointment	2	3	N/A	88.9%	89.1%	89.0%

* This is based on patients treated on this contract for their most recent course of treatment. Figures in italics indicate the base number of FP17s or Patient Questionnaire responses are less than 100. N/A is shown where the base number of responses is less than 10 during the period. % is calculated as Quantity/Base number*100

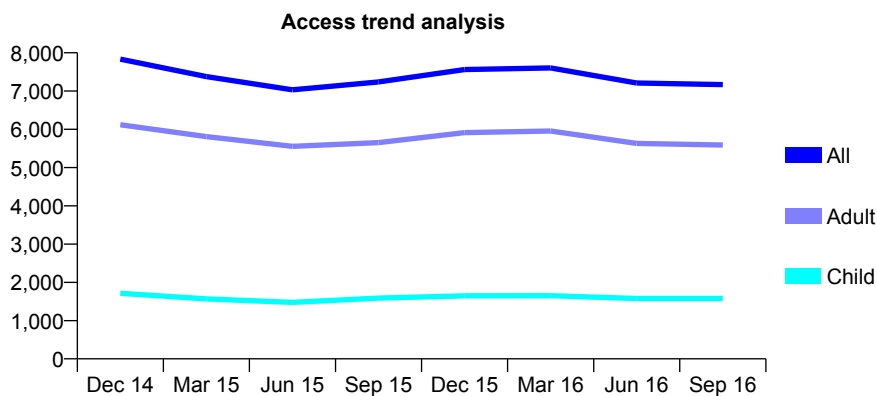
Q64 - Vital Signs At a Glance Contract Report for 184381/0004 - September 2016

Name or company name	Tetbury Dental Practice
Contract type name	GDS Contract
Purpose of contract	General
Contract start date	01/04/2012
Contract end date	

16/17 Contracted general activity (UDA)	23,740
Carry forward general activity (UDA)	0
16/17 Contracted orthodontic activity (UOA)	0
Carry forward orthodontic activity (UOA)	0
Baseline contract value	£497,612.78

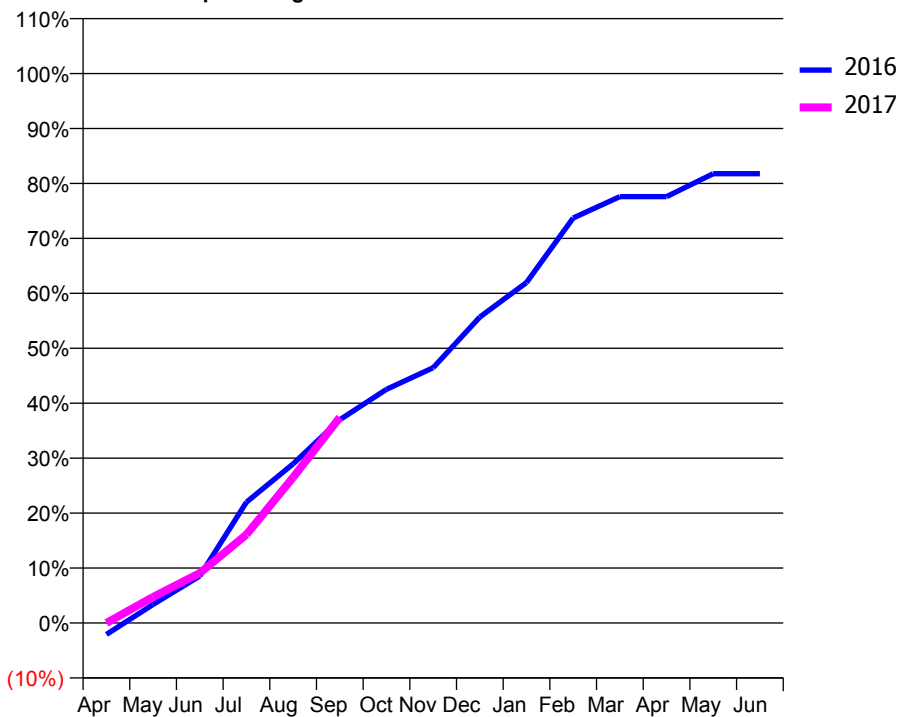
ACCESS*

Patients seen in 24 months	Total	Change since previous quarter
Quarter ending September 2015	7,238	
Quarter ending December 2015	7,562	↑
Quarter ending March 2016	7,604	→
Quarter ending June 2016	7,212	↓
Quarter ending September 2016	7,170	→
Variance since September 2015	(0.9%)	→



ACTIVITY

Cumulative percentage of contracted UDA delivered 2016 & 2017



Month	Adjusted Scheduled Activity (UDA)	
	2016	2017
April	-501	0
May	806	1,129
June	2,034	2,159
July	5,223	3,825
August	6,877	6,293
September	8,784	8,885
October	10,095	
November	11,030	
December	13,218	
January	14,710	
February	17,500	
March	18,421	
April	18,421	
May	19,414	
June	19,414	

QUALITY

	Quantity	Base Number	Contract	AT	Region	England
% of FP17s for the same patient ID Re-attending within 3 months - Children	40	1,339	3.0%	9.6%	11.8%	12.4%
% of FP17s for the same patient ID Re-attending within 3 months - Adults	393	4,229	9.3%	14.3%	16.6%	16.7%
% of FP17s for the same patient ID Re-attending between 3 & 9 months - Children	882	1,339	65.9%	60.6%	60.2%	57.4%
% of FP17s for the same patient ID Re-attending between 3 & 9 months - Adults	2,373	4,229	56.1%	52.7%	52.0%	50.5%
% of FP17s for Band 1 Urgent Courses	324	4,935	6.6%	7.7%	9.4%	9.1%
% of FP17s Relating to Free Repair or Replacements	34	4,935	0.7%	0.8%	0.7%	0.8%
% of FP17s Relating to Continuations	42	4,935	0.9%	1.3%	1.2%	1.3%
% of Patients satisfied with the dentistry they have received	6	6	N/A	93.4%	93.6%	93.2%
% of Patients satisfied with the time they had to wait for an appointment	6	6	N/A	88.9%	89.1%	89.0%

* This is based on patients treated on this contract for their most recent course of treatment. Figures in italics indicate the base number of FP17s or Patient Questionnaire responses are less than 100. N/A is shown where the base number of responses is less than 10 during the period. % is calculated as Quantity/Base number*100

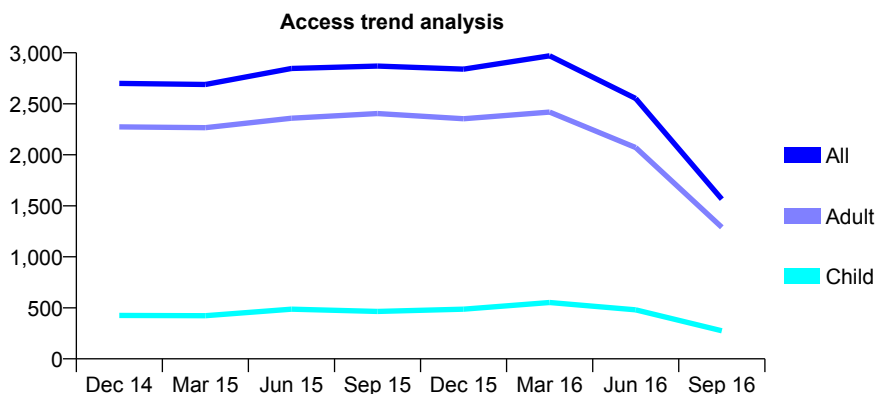
Q64 - Vital Signs At a Glance Contract Report for 186503/0001 - September 2016

Name or company name	The Market Place Dental Practice Partnersl
Contract type name	GDS Contract
Purpose of contract	General
Contract start date	01/10/2012
Contract end date	

16/17 Contracted general activity (UDA)	7,022
Carry forward general activity (UDA)	139
16/17 Contracted orthodontic activity (UOA)	0
Carry forward orthodontic activity (UOA)	0
Baseline contract value	£156,237.82

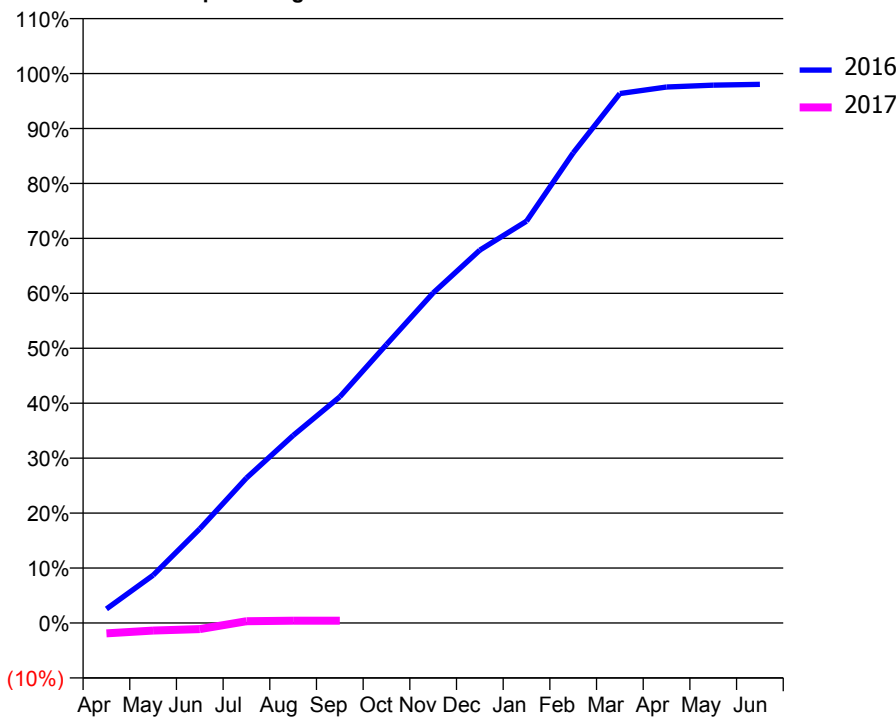
ACCESS*

Patients seen in 24 months	Total	Change since previous quarter
Quarter ending September 2015	2,870	
Quarter ending December 2015	2,840	↓
Quarter ending March 2016	2,971	↑
Quarter ending June 2016	2,552	↓
Quarter ending September 2016	1,565	↓
Variance since September 2015	(45.5%)	↓



ACTIVITY

Cumulative percentage of contracted UDA delivered 2016 & 2017



Month	Adjusted Scheduled Activity (UDA)	
	2016	2017
April	180	-134
May	611	-99
June	1,204	-80
July	1,853	24
August	2,397	29
September	2,890	29
October	3,559	
November	4,219	
December	4,765	
January	5,135	
February	6,007	
March	6,765	
April	6,849	
May	6,872	
June	6,883	

QUALITY

	Quantity	Base Number	Contract	AT	Region	England
% of FP17s for the same patient ID Re-attending within 3 months - Children	2	21	9.5%	9.6%	11.8%	12.4%
% of FP17s for the same patient ID Re-attending within 3 months - Adults	16	118	13.6%	14.3%	16.6%	16.7%
% of FP17s for the same patient ID Re-attending between 3 & 9 months - Children	8	21	38.1%	60.6%	60.2%	57.4%
% of FP17s for the same patient ID Re-attending between 3 & 9 months - Adults	40	118	33.9%	52.7%	52.0%	50.5%
% of FP17s for Band 1 Urgent Courses	5	72	6.9%	7.7%	9.4%	9.1%
% of FP17s Relating to Free Repair or Replacements	2	72	2.8%	0.8%	0.7%	0.8%
% of FP17s Relating to Continuations	5	72	6.9%	1.3%	1.2%	1.3%
% of Patients satisfied with the dentistry they have received	0	0	N/A	93.4%	93.6%	93.2%
% of Patients satisfied with the time they had to wait for an appointment	0	0	N/A	88.9%	89.1%	89.0%

* This is based on patients treated on this contract for their most recent course of treatment. Figures in italics indicate the base number of FP17s or Patient Questionnaire responses are less than 100. N/A is shown where the base number of responses is less than 10 during the period. % is calculated as Quantity/Base number*100

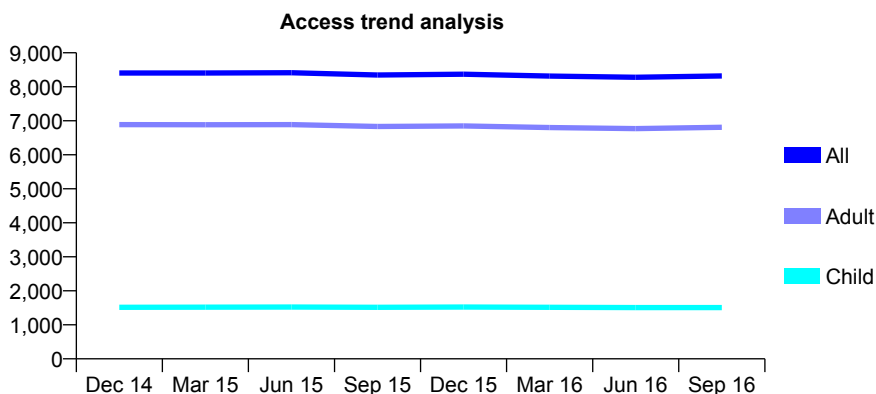
Q64 - Vital Signs At a Glance Contract Report for 187089/0001 - September 2016

Name or company name	Execudent Limited
Contract type name	GDS Contract
Purpose of contract	General
Contract start date	01/04/2012
Contract end date	

16/17 Contracted general activity (UDA)	29,491
Carry forward general activity (UDA)	185
16/17 Contracted orthodontic activity (UOA)	0
Carry forward orthodontic activity (UOA)	0
Baseline contract value	£598,928.12

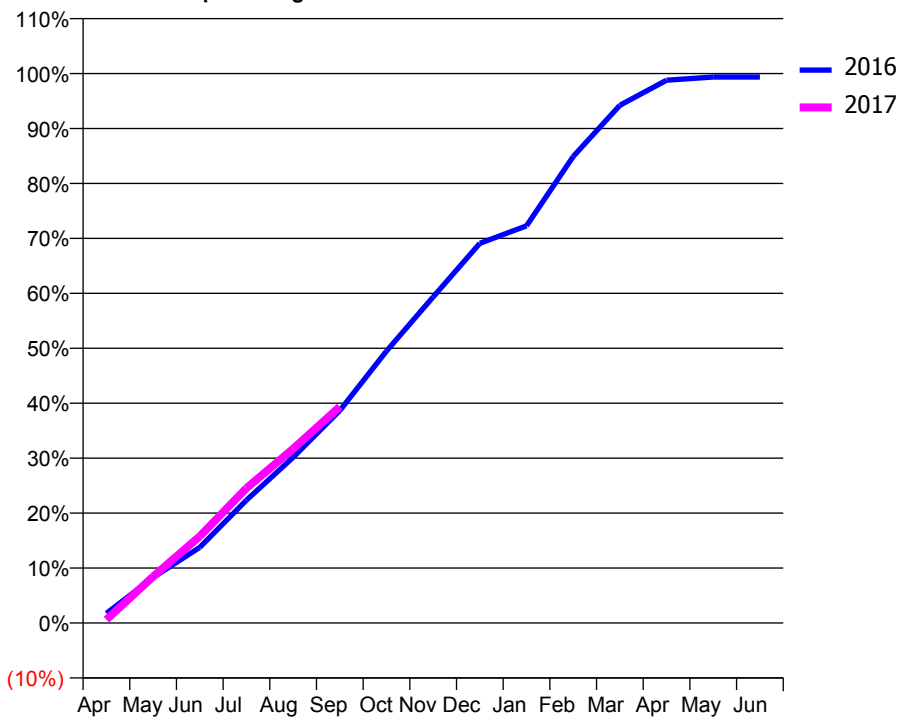
ACCESS*

Patients seen in 24 months	Total	Change since previous quarter
Quarter ending September 2015	8,347	
Quarter ending December 2015	8,372	→
Quarter ending March 2016	8,316	→
Quarter ending June 2016	8,280	→
Quarter ending September 2016	8,319	→
Variance since September 2015	(0.3%)	→



ACTIVITY

Cumulative percentage of contracted UDA delivered 2016 & 2017



Month	Adjusted Scheduled Activity (UDA)	
	2016	2017
April	517	179
May	2,447	2,495
June	4,064	4,653
July	6,597	7,238
August	8,891	9,350
September	11,405	11,613
October	14,599	
November	17,504	
December	20,379	
January	21,316	
February	25,038	
March	27,787	
April	29,128	
May	29,306	
June	29,306	

QUALITY

	Quantity	Base Number	Contract	AT	Region	England
% of FP17s for the same patient ID Re-attending within 3 months - Children	38	1,005	3.8%	9.6%	11.8%	12.4%
% of FP17s for the same patient ID Re-attending within 3 months - Adults	488	4,741	10.3%	14.3%	16.6%	16.7%
% of FP17s for the same patient ID Re-attending between 3 & 9 months - Children	437	1,005	43.5%	60.6%	60.2%	57.4%
% of FP17s for the same patient ID Re-attending between 3 & 9 months - Adults	2,653	4,741	56.0%	52.7%	52.0%	50.5%
% of FP17s for Band 1 Urgent Courses	216	5,212	4.1%	7.7%	9.4%	9.1%
% of FP17s Relating to Free Repair or Replacements	39	5,212	0.7%	0.8%	0.7%	0.8%
% of FP17s Relating to Continuations	51	5,212	1.0%	1.3%	1.2%	1.3%
% of Patients satisfied with the dentistry they have received	13	14	92.9%	93.4%	93.6%	93.2%
% of Patients satisfied with the time they had to wait for an appointment	12	14	85.7%	88.9%	89.1%	89.0%

* This is based on patients treated on this contract for their most recent course of treatment. Figures in italics indicate the base number of FP17s or Patient Questionnaire responses are less than 100. N/A is shown where the base number of responses is less than 10 during the period. % is calculated as Quantity/Base number*100

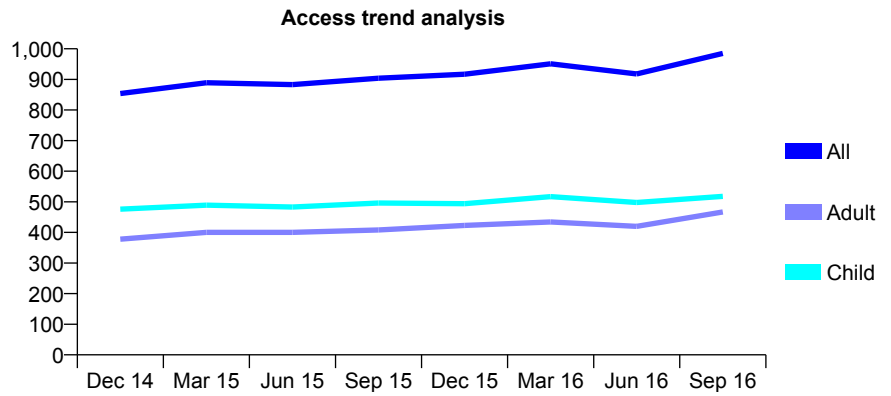
Q64 - Vital Signs At a Glance Contract Report for 190195/0004 - September 2016

Name or company name	Xeon Smiles UK Ltd
Contract type name	PDS Contract
Purpose of contract	General
Contract start date	01/04/2006
Contract end date	31/03/2017

16/17 Contracted general activity (UDA)	2,000
Carry forward general activity (UDA)	0
16/17 Contracted orthodontic activity (UOA)	0
Carry forward orthodontic activity (UOA)	0
Baseline contract value	£10,762.11

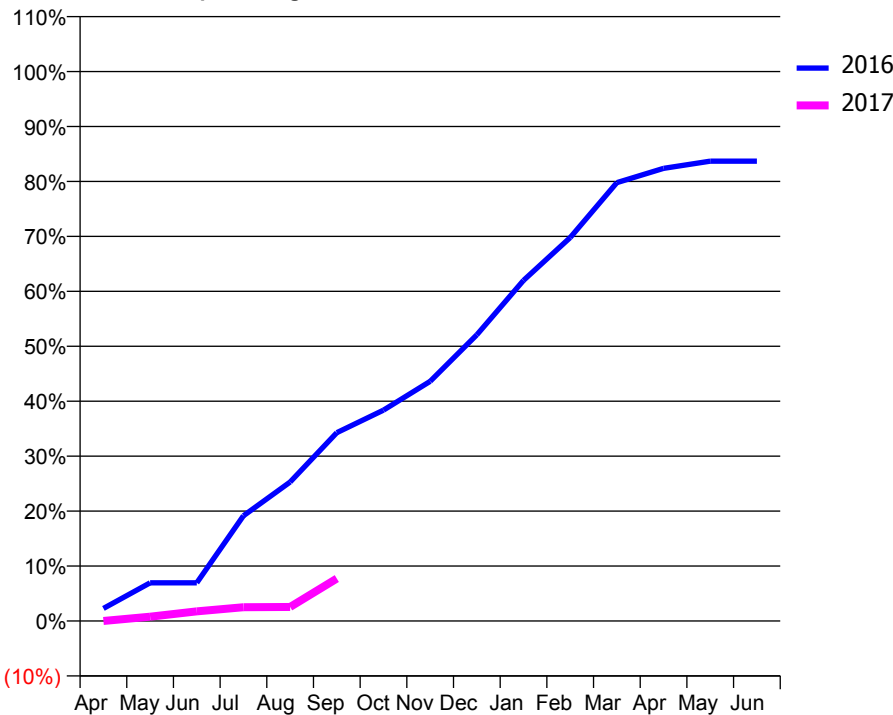
ACCESS*

Patients seen in 24 months	Total	Change since previous quarter
Quarter ending September 2015	904	
Quarter ending December 2015	917	→
Quarter ending March 2016	951	↑
Quarter ending June 2016	918	↓
Quarter ending September 2016	985	↑
Variance since September 2015	9.0%	↑



ACTIVITY

Cumulative percentage of contracted UDA delivered 2016 & 2017



Month	Adjusted Scheduled Activity (UDA)	
	2016	2017
April	46	0
May	139	16
June	139	35
July	383	50
August	506	51
September	685	155
October	768	
November	872	
December	1,042	
January	1,240	
February	1,395	
March	1,596	
April	1,648	
May	1,674	
June	1,674	

QUALITY

	Quantity	Base Number	Contract	AT	Region	England
% of FP17s for the same patient ID Re-attending within 3 months - Children	4	97	4.1%	9.6%	11.8%	12.4%
% of FP17s for the same patient ID Re-attending within 3 months - Adults	4	74	5.4%	14.3%	16.6%	16.7%
% of FP17s for the same patient ID Re-attending between 3 & 9 months - Children	46	97	47.4%	60.6%	60.2%	57.4%
% of FP17s for the same patient ID Re-attending between 3 & 9 months - Adults	26	74	35.1%	52.7%	52.0%	50.5%
% of FP17s for Band 1 Urgent Courses	4	113	3.5%	7.7%	9.4%	9.1%
% of FP17s Relating to Free Repair or Replacements	0	113	0.0%	0.8%	0.7%	0.8%
% of FP17s Relating to Continuations	0	113	0.0%	1.3%	1.2%	1.3%
% of Patients satisfied with the dentistry they have received	2	2	N/A	93.4%	93.6%	93.2%
% of Patients satisfied with the time they had to wait for an appointment	1	2	N/A	88.9%	89.1%	89.0%

* This is based on patients treated on this contract for their most recent course of treatment. Figures in italics indicate the base number of FP17s or Patient Questionnaire responses are less than 100. N/A is shown where the base number of responses is less than 10 during the period. % is calculated as Quantity/Base number*100

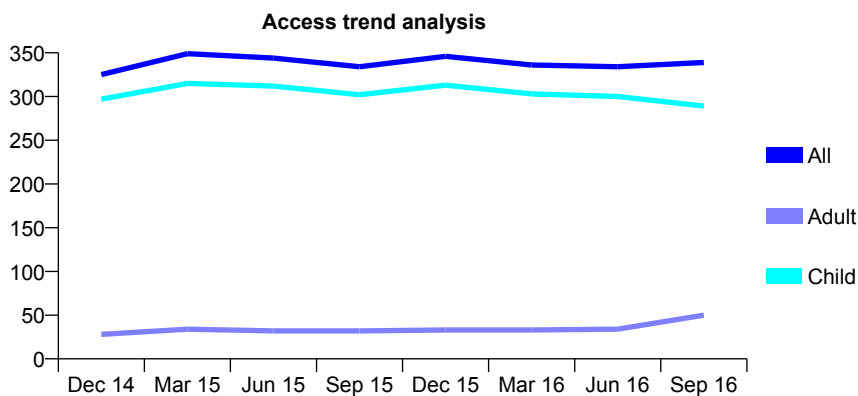
Q64 - Vital Signs At a Glance Contract Report for 191221/0001 - September 2016

Name or company name	Mid Wessex Orthodontic Clinic
Contract type name	GDS Contract
Purpose of contract	General and Orthodontic
Contract start date	01/03/2013
Contract end date	

16/17 Contracted general activity (UDA)	20
Carry forward general activity (UDA)	0
16/17 Contracted orthodontic activity (UOA)	4,126
Carry forward orthodontic activity (UOA)	0
Baseline contract value	£274,913.80

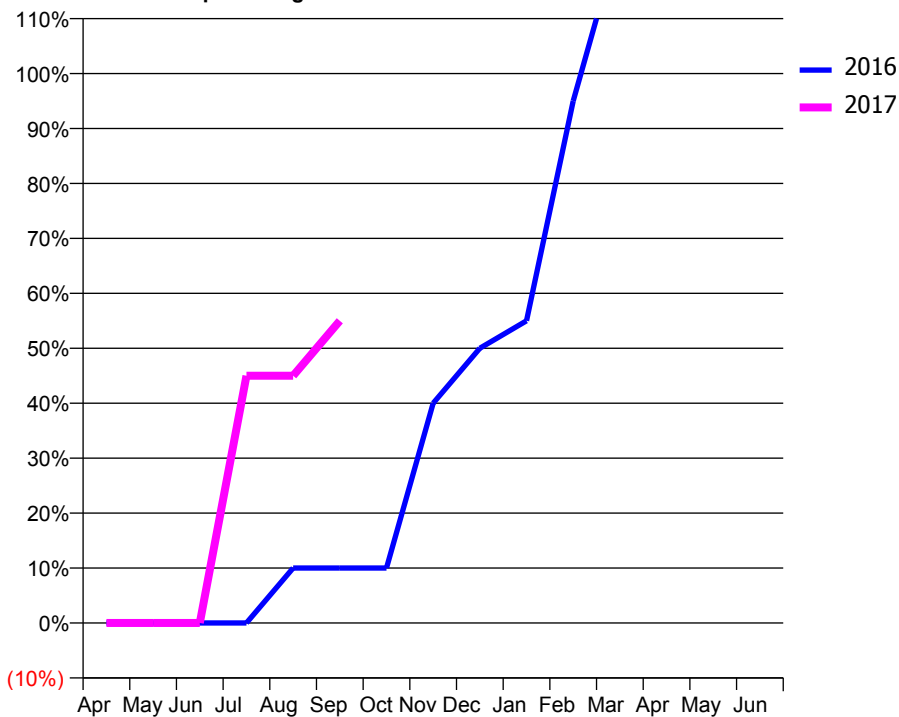
ACCESS*

Patients seen in 24 months	Total	Change since previous quarter
Quarter ending September 2015	334	
Quarter ending December 2015	346	↑
Quarter ending March 2016	336	↓
Quarter ending June 2016	334	→
Quarter ending September 2016	339	→
Variance since September 2015	1.5%	→



ACTIVITY

Cumulative percentage of contracted UDA delivered 2016 & 2017



Month	Adjusted Scheduled Activity (UDA)	
	2016	2017
April	0	0
May	0	0
June	0	0
July	0	9
August	2	9
September	2	11
October	2	
November	8	
December	10	
January	11	
February	19	
March	25	
April	25	
May	25	
June	25	

QUALITY

	Quantity	Base Number	Contract	AT	Region	England
% of FP17s for the same patient ID Re-attending within 3 months - Children	0	474	0.0%	9.6%	11.8%	12.4%
% of FP17s for the same patient ID Re-attending within 3 months - Adults	0	35	0.0%	14.3%	16.6%	16.7%
% of FP17s for the same patient ID Re-attending between 3 & 9 months - Children	1	474	0.2%	60.6%	60.2%	57.4%
% of FP17s for the same patient ID Re-attending between 3 & 9 months - Adults	1	35	2.9%	52.7%	52.0%	50.5%
% of FP17s for Band 1 Urgent Courses	0	11	0.0%	7.7%	9.4%	9.1%
% of FP17s Relating to Free Repair or Replacements	0	11	0.0%	0.8%	0.7%	0.8%
% of FP17s Relating to Continuations	0	11	0.0%	1.3%	1.2%	1.3%
% of Patients satisfied with the dentistry they have received	0	0	N/A	93.4%	93.6%	93.2%
% of Patients satisfied with the time they had to wait for an appointment	0	0	N/A	88.9%	89.1%	89.0%

* This is based on patients treated on this contract for their most recent course of treatment. Figures in italics indicate the base number of FP17s or Patient Questionnaire responses are less than 100. N/A is shown where the base number of responses is less than 10 during the period. % is calculated as Quantity/Base number*100

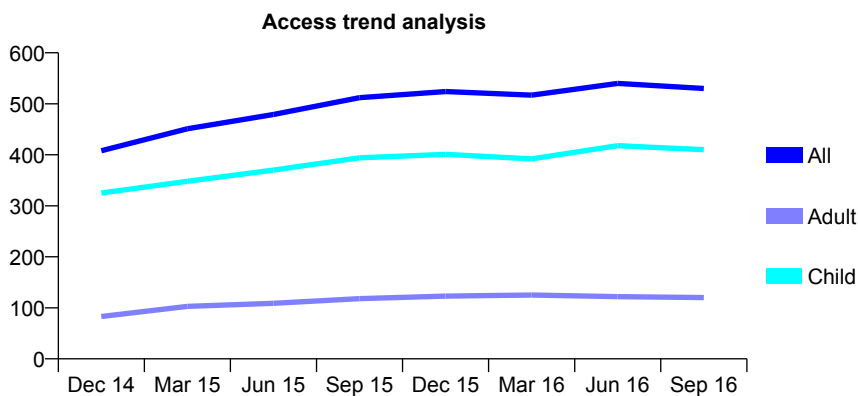
Q64 - Vital Signs At a Glance Contract Report for 193046/0001 - September 2016

Name or company name	Mr Ahmed Giaziri
Contract type name	GDS Contract
Purpose of contract	General
Contract start date	20/11/2013
Contract end date	

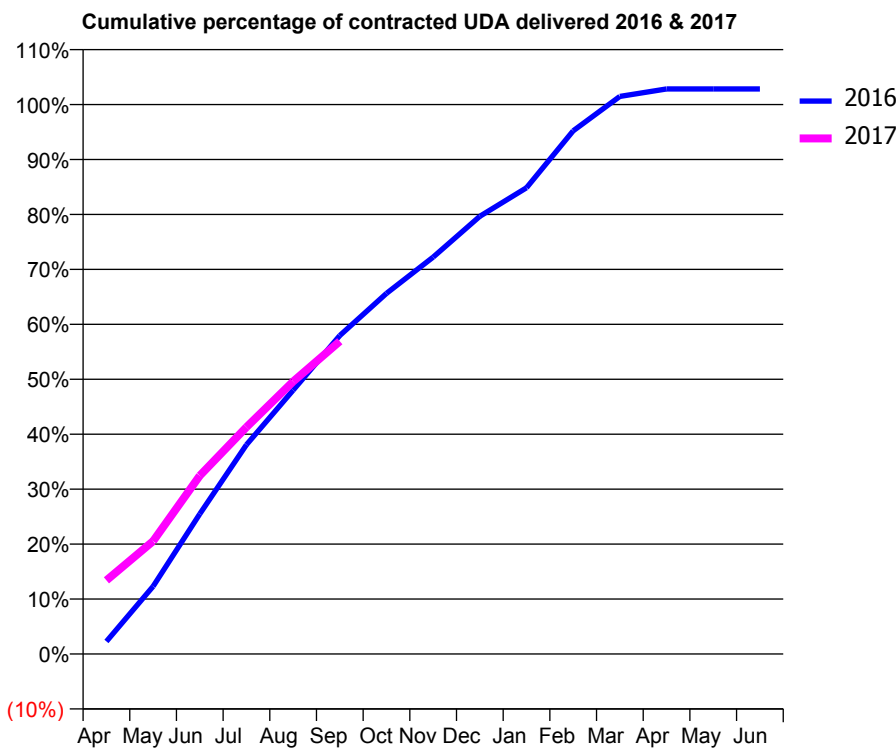
16/17 Contracted general activity (UDA)	1,000
Carry forward general activity (UDA)	-20
16/17 Contracted orthodontic activity (UOA)	0
Carry forward orthodontic activity (UOA)	0
Baseline contract value	£23,781.48

ACCESS*

Patients seen in 24 months	Total	Change since previous quarter
Quarter ending September 2015	512	
Quarter ending December 2015	524	↑
Quarter ending March 2016	517	↓
Quarter ending June 2016	540	↑
Quarter ending September 2016	530	↓
Variance since September 2015	3.5%	↑



ACTIVITY



Month	Adjusted Scheduled Activity (UDA)	
	2016	2017
April	23	134
May	123	205
June	255	325
July	381	413
August	480	496
September	580	569
October	656	
November	722	
December	797	
January	849	
February	952	
March	1,015	
April	1,028	
May	1,028	
June	1,028	

QUALITY

	Quantity	Base Number	Contract	AT	Region	England
% of FP17s for the same patient ID Re-attending within 3 months - Children	15	348	4.3%	9.6%	11.8%	12.4%
% of FP17s for the same patient ID Re-attending within 3 months - Adults	9	68	13.2%	14.3%	16.6%	16.7%
% of FP17s for the same patient ID Re-attending between 3 & 9 months - Children	221	348	63.5%	60.6%	60.2%	57.4%
% of FP17s for the same patient ID Re-attending between 3 & 9 months - Adults	41	68	60.3%	52.7%	52.0%	50.5%
% of FP17s for Band 1 Urgent Courses	16	409	3.9%	7.7%	9.4%	9.1%
% of FP17s Relating to Free Repair or Replacements	0	409	0.0%	0.8%	0.7%	0.8%
% of FP17s Relating to Continuations	0	409	0.0%	1.3%	1.2%	1.3%
% of Patients satisfied with the dentistry they have received	2	2	N/A	93.4%	93.6%	93.2%
% of Patients satisfied with the time they had to wait for an appointment	2	2	N/A	88.9%	89.1%	89.0%

* This is based on patients treated on this contract for their most recent course of treatment. Figures in italics indicate the base number of FP17s or Patient Questionnaire responses are less than 100. N/A is shown where the base number of responses is less than 10 during the period. % is calculated as Quantity/Base number*100

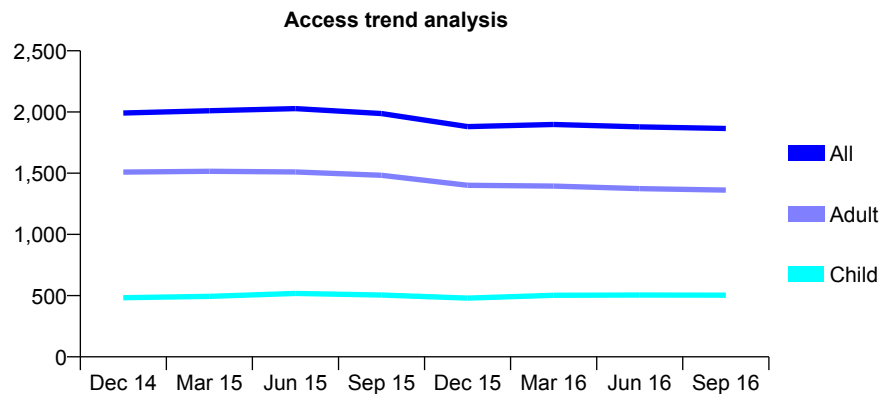
Q64 - Vital Signs At a Glance Contract Report for 194360/0001 - September 2016

Name or company name	Dr M Alizadeh
Contract type name	GDS Contract
Purpose of contract	General
Contract start date	01/11/2010
Contract end date	

16/17 Contracted general activity (UDA)	7,052
Carry forward general activity (UDA)	0
16/17 Contracted orthodontic activity (UOA)	0
Carry forward orthodontic activity (UOA)	0
Baseline contract value	£164,499.64

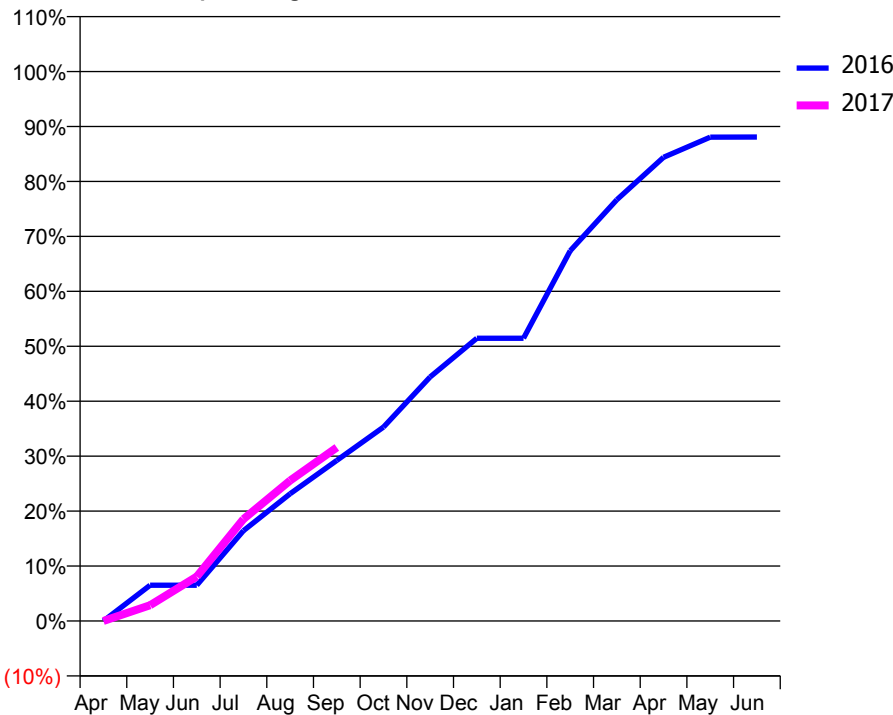
ACCESS*

Patients seen in 24 months	Total	Change since previous quarter
Quarter ending September 2015	1,988	
Quarter ending December 2015	1,881	↓
Quarter ending March 2016	1,898	→
Quarter ending June 2016	1,879	↓
Quarter ending September 2016	1,866	→
Variance since September 2015	(6.1%)	↓



ACTIVITY

Cumulative percentage of contracted UDA delivered 2016 & 2017



Month	Adjusted Scheduled Activity (UDA)	
	2016	2017
April	0	0
May	531	204
June	531	571
July	1,340	1,309
August	1,889	1,803
September	2,383	2,228
October	2,878	
November	3,622	
December	4,196	
January	4,196	
February	5,493	
March	6,252	
April	6,880	
May	7,179	
June	7,180	

QUALITY

	Quantity	Base Number	Contract	AT	Region	England
% of FP17s for the same patient ID Re-attending within 3 months - Children	72	406	17.7%	9.6%	11.8%	12.4%
% of FP17s for the same patient ID Re-attending within 3 months - Adults	146	863	16.9%	14.3%	16.6%	16.7%
% of FP17s for the same patient ID Re-attending between 3 & 9 months - Children	191	406	47.0%	60.6%	60.2%	57.4%
% of FP17s for the same patient ID Re-attending between 3 & 9 months - Adults	452	863	52.4%	52.7%	52.0%	50.5%
% of FP17s for Band 1 Urgent Courses	143	1,012	14.1%	7.7%	9.4%	9.1%
% of FP17s Relating to Free Repair or Replacements	1	1,012	0.1%	0.8%	0.7%	0.8%
% of FP17s Relating to Continuations	13	1,012	1.3%	1.3%	1.2%	1.3%
% of Patients satisfied with the dentistry they have received	3	3	N/A	93.4%	93.6%	93.2%
% of Patients satisfied with the time they had to wait for an appointment	3	3	N/A	88.9%	89.1%	89.0%

* This is based on patients treated on this contract for their most recent course of treatment. Figures in italics indicate the base number of FP17s or Patient Questionnaire responses are less than 100. N/A is shown where the base number of responses is less than 10 during the period. % is calculated as Quantity/Base number*100

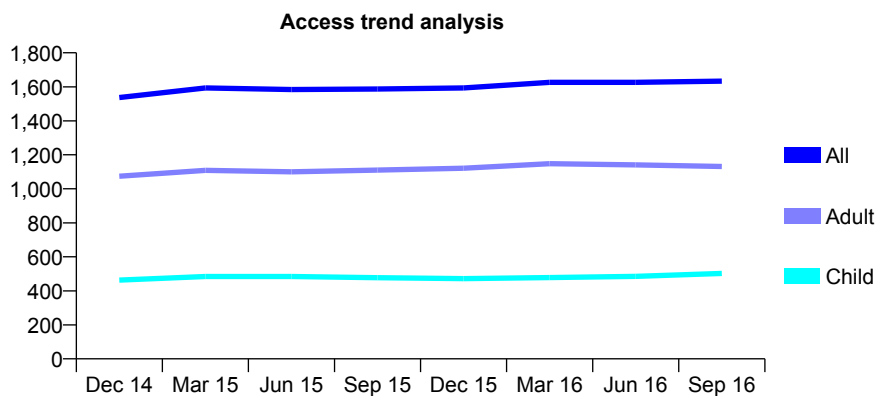
Q64 - Vital Signs At a Glance Contract Report for 198013/0001 - September 2016

Name or company name	Mr M Monsef
Contract type name	GDS Contract
Purpose of contract	General
Contract start date	01/01/2012
Contract end date	

16/17 Contracted general activity (UDA)	6,000
Carry forward general activity (UDA)	28
16/17 Contracted orthodontic activity (UOA)	0
Carry forward orthodontic activity (UOA)	0
Baseline contract value	£140,013.18

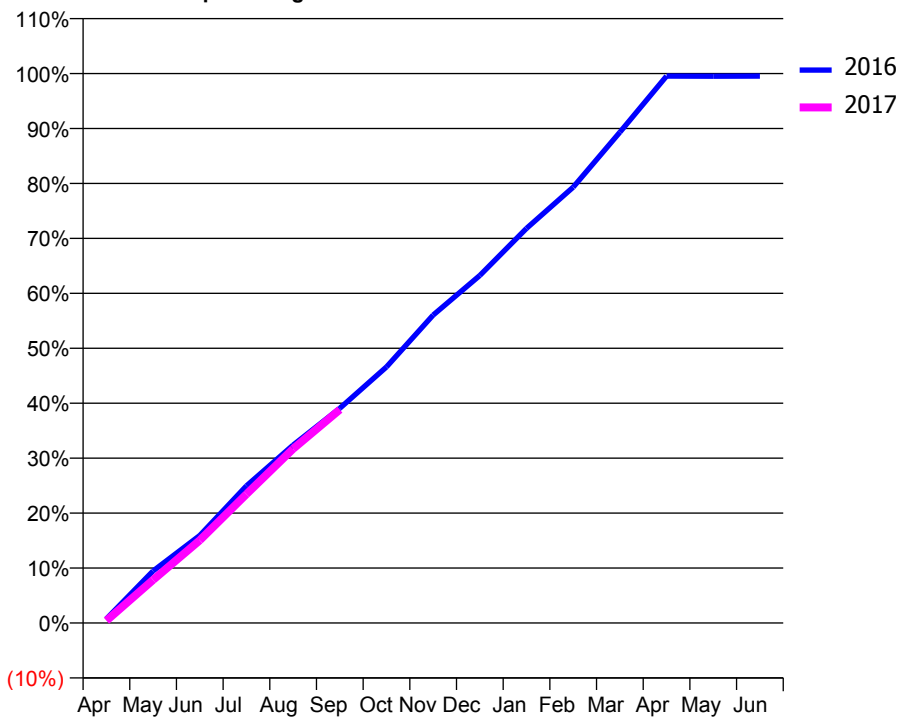
ACCESS*

Patients seen in 24 months	Total	Change since previous quarter
Quarter ending September 2015	1,587	
Quarter ending December 2015	1,593	→
Quarter ending March 2016	1,626	↑
Quarter ending June 2016	1,626	→
Quarter ending September 2016	1,633	→
Variance since September 2015	2.9%	↑



ACTIVITY

Cumulative percentage of contracted UDA delivered 2016 & 2017



Month	Adjusted Scheduled Activity (UDA)	
	2016	2017
April	46	26
May	568	471
June	955	903
July	1,498	1,408
August	1,944	1,902
September	2,345	2,330
October	2,796	
November	3,363	
December	3,795	
January	4,309	
February	4,759	
March	5,358	
April	5,972	
May	5,971	
June	5,972	

QUALITY

	Quantity	Base Number	Contract	AT	Region	England
% of FP17s for the same patient ID Re-attending within 3 months - Children	27	403	6.7%	9.6%	11.8%	12.4%
% of FP17s for the same patient ID Re-attending within 3 months - Adults	105	841	12.5%	14.3%	16.6%	16.7%
% of FP17s for the same patient ID Re-attending between 3 & 9 months - Children	268	403	66.5%	60.6%	60.2%	57.4%
% of FP17s for the same patient ID Re-attending between 3 & 9 months - Adults	574	841	68.3%	52.7%	52.0%	50.5%
% of FP17s for Band 1 Urgent Courses	49	1,017	4.8%	7.7%	9.4%	9.1%
% of FP17s Relating to Free Repair or Replacements	7	1,017	0.7%	0.8%	0.7%	0.8%
% of FP17s Relating to Continuations	14	1,017	1.4%	1.3%	1.2%	1.3%
% of Patients satisfied with the dentistry they have received	2	2	N/A	93.4%	93.6%	93.2%
% of Patients satisfied with the time they had to wait for an appointment	2	2	N/A	88.9%	89.1%	89.0%

* This is based on patients treated on this contract for their most recent course of treatment. Figures in italics indicate the base number of FP17s or Patient Questionnaire responses are less than 100. N/A is shown where the base number of responses is less than 10 during the period. % is calculated as Quantity/Base number*100

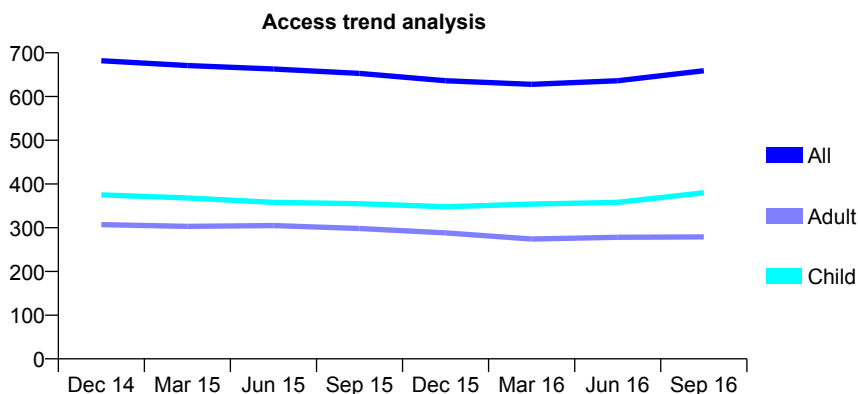
Q64 - Vital Signs At a Glance Contract Report for 198137/0001 - September 2016

Name or company name	London Road Dental Practice
Contract type name	GDS Contract
Purpose of contract	General
Contract start date	01/10/2012
Contract end date	

16/17 Contracted general activity (UDA)	1,673
Carry forward general activity (UDA)	0
16/17 Contracted orthodontic activity (UOA)	0
Carry forward orthodontic activity (UOA)	0
Baseline contract value	£35,388.49

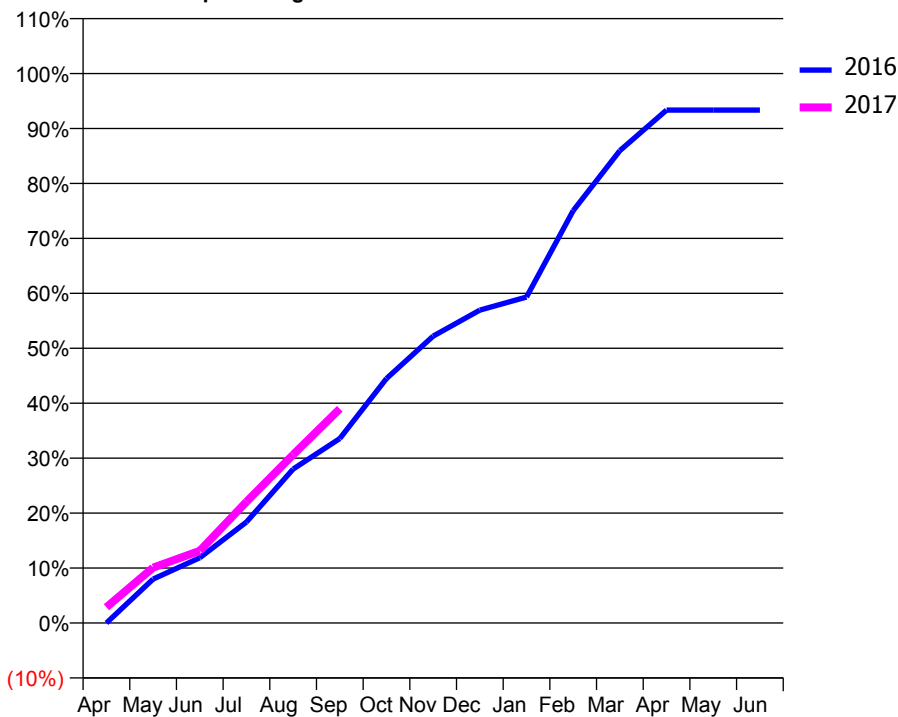
ACCESS*

Patients seen in 24 months	Total	Change since previous quarter
Quarter ending September 2015	653	
Quarter ending December 2015	636	↓
Quarter ending March 2016	628	↓
Quarter ending June 2016	636	→
Quarter ending September 2016	659	↑
Variance since September 2015	0.9%	→



ACTIVITY

Cumulative percentage of contracted UDA delivered 2016 & 2017



Month	Adjusted Scheduled Activity (UDA)	
	2016	2017
April	0	48
May	142	169
June	211	220
July	327	369
August	499	512
September	597	652
October	792	
November	929	
December	1,014	
January	1,056	
February	1,336	
March	1,530	
April	1,662	
May	1,662	
June	1,662	

QUALITY

	Quantity	Base Number	Contract	AT	Region	England
% of FP17s for the same patient ID Re-attending within 3 months - Children	29	369	7.9%	9.6%	11.8%	12.4%
% of FP17s for the same patient ID Re-attending within 3 months - Adults	12	182	6.6%	14.3%	16.6%	16.7%
% of FP17s for the same patient ID Re-attending between 3 & 9 months - Children	247	369	66.9%	60.6%	60.2%	57.4%
% of FP17s for the same patient ID Re-attending between 3 & 9 months - Adults	99	182	54.4%	52.7%	52.0%	50.5%
% of FP17s for Band 1 Urgent Courses	22	487	4.5%	7.7%	9.4%	9.1%
% of FP17s Relating to Free Repair or Replacements	2	487	0.4%	0.8%	0.7%	0.8%
% of FP17s Relating to Continuations	1	487	0.2%	1.3%	1.2%	1.3%
% of Patients satisfied with the dentistry they have received	0	0	N/A	93.4%	93.6%	93.2%
% of Patients satisfied with the time they had to wait for an appointment	0	0	N/A	88.9%	89.1%	89.0%

* This is based on patients treated on this contract for their most recent course of treatment. Figures in italics indicate the base number of FP17s or Patient Questionnaire responses are less than 100. N/A is shown where the base number of responses is less than 10 during the period. % is calculated as Quantity/Base number*100

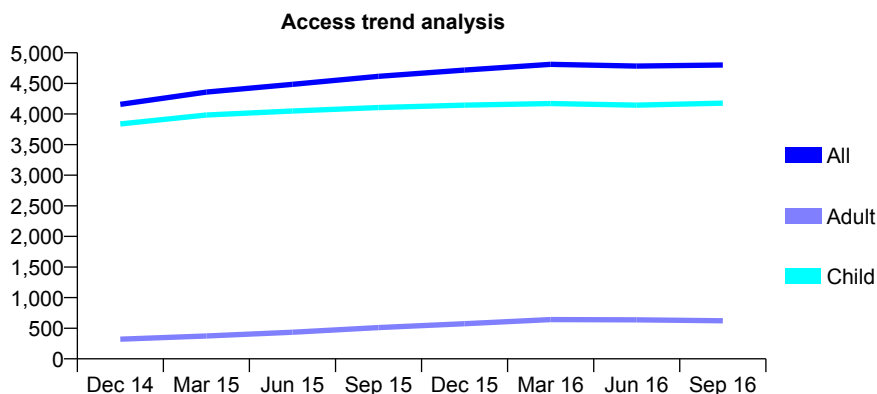
Q64 - Vital Signs At a Glance Contract Report for 198846/0001 - September 2016

Name or company name	St James Dental - Quedgeley
Contract type name	GDS Contract
Purpose of contract	General
Contract start date	01/04/2014
Contract end date	

16/17 Contracted general activity (UDA)	13,750
Carry forward general activity (UDA)	0
16/17 Contracted orthodontic activity (UOA)	0
Carry forward orthodontic activity (UOA)	0
Baseline contract value	£318,325.29

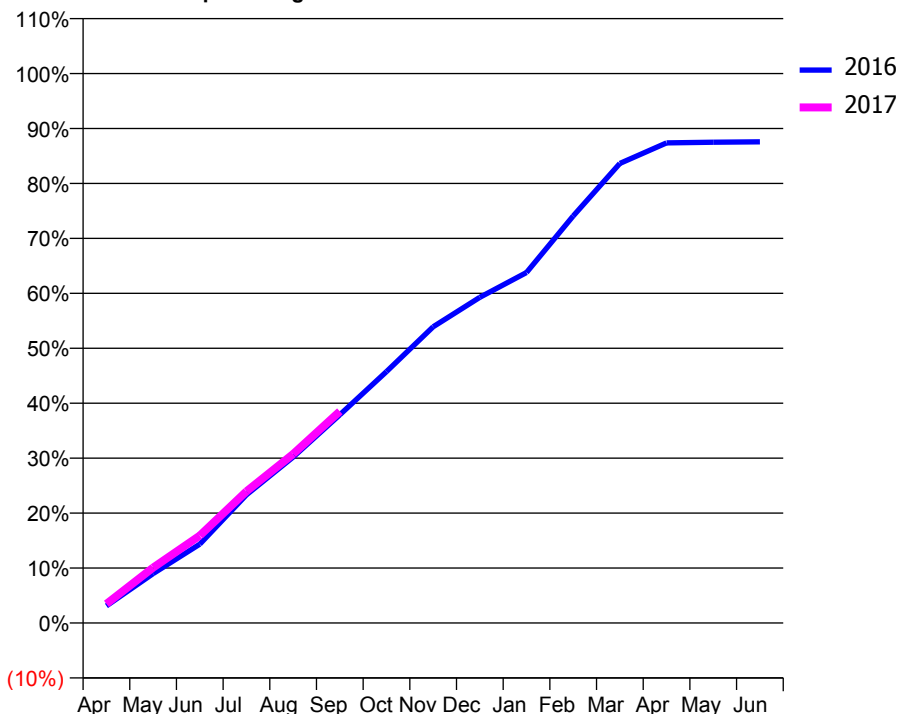
ACCESS*

Patients seen in 24 months	Total	Change since previous quarter
Quarter ending September 2015	4,615	
Quarter ending December 2015	4,718	↑
Quarter ending March 2016	4,811	→
Quarter ending June 2016	4,783	→
Quarter ending September 2016	4,800	→
Variance since September 2015	4.0%	↑



ACTIVITY

Cumulative percentage of contracted UDA delivered 2016 & 2017



Month	Adjusted Scheduled Activity (UDA)	
	2016	2017
April	430	479
May	1,235	1,388
June	1,974	2,187
July	3,210	3,296
August	4,154	4,228
September	5,211	5,297
October	6,293	
November	7,413	
December	8,150	
January	8,771	
February	10,185	
March	11,499	
April	12,012	
May	12,029	
June	12,039	

QUALITY

	Quantity	Base Number	Contract	AT	Region	England
% of FP17s for the same patient ID Re-attending within 3 months - Children	704	4,244	16.6%	9.6%	11.8%	12.4%
% of FP17s for the same patient ID Re-attending within 3 months - Adults	19	184	10.3%	14.3%	16.6%	16.7%
% of FP17s for the same patient ID Re-attending between 3 & 9 months - Children	2,868	4,244	67.6%	60.6%	60.2%	57.4%
% of FP17s for the same patient ID Re-attending between 3 & 9 months - Adults	138	184	75.0%	52.7%	52.0%	50.5%
% of FP17s for Band 1 Urgent Courses	228	4,076	5.6%	7.7%	9.4%	9.1%
% of FP17s Relating to Free Repair or Replacements	8	4,076	0.2%	0.8%	0.7%	0.8%
% of FP17s Relating to Continuations	3	4,076	0.1%	1.3%	1.2%	1.3%
% of Patients satisfied with the dentistry they have received	3	3	N/A	93.4%	93.6%	93.2%
% of Patients satisfied with the time they had to wait for an appointment	2	3	N/A	88.9%	89.1%	89.0%

* This is based on patients treated on this contract for their most recent course of treatment. Figures in italics indicate the base number of FP17s or Patient Questionnaire responses are less than 100. N/A is shown where the base number of responses is less than 10 during the period. % is calculated as Quantity/Base number*100

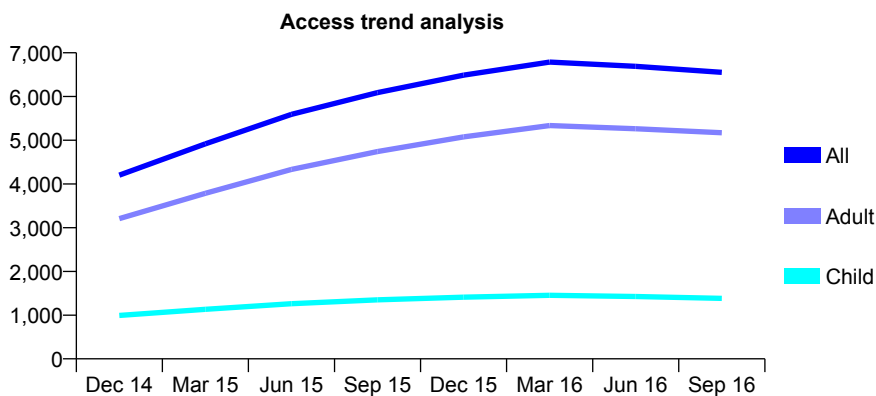
Q64 - Vital Signs At a Glance Contract Report for 198854/0001 - September 2016

Name or company name	Thomas, Huws & Associates
Contract type name	GDS Contract
Purpose of contract	General
Contract start date	01/04/2014
Contract end date	

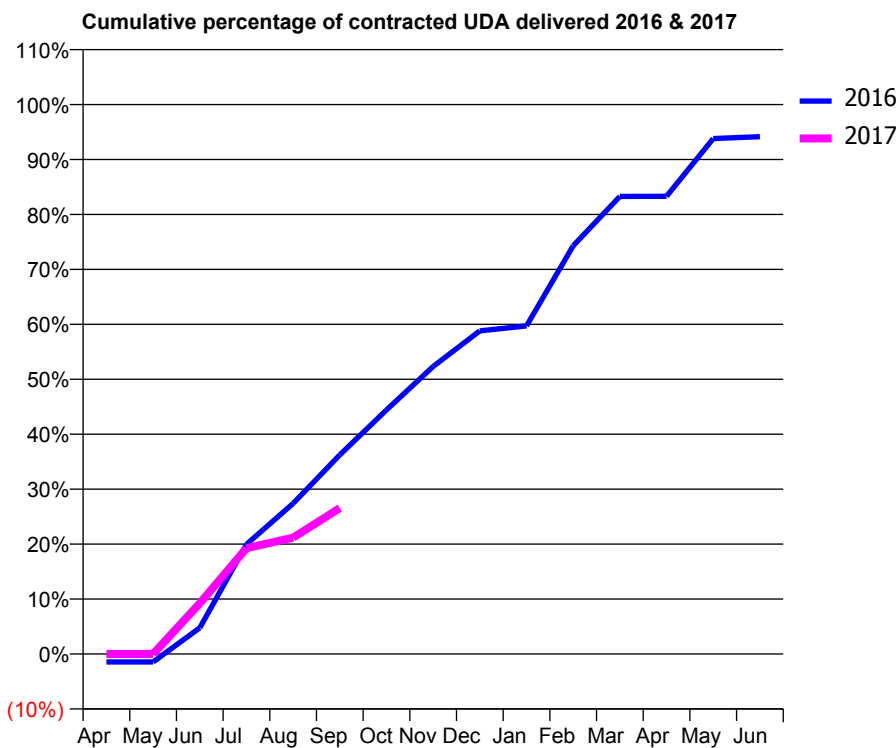
16/17 Contracted general activity (UDA)	17,471
Carry forward general activity (UDA)	0
16/17 Contracted orthodontic activity (UOA)	0
Carry forward orthodontic activity (UOA)	0
Baseline contract value	£372,092.21

ACCESS*

Patients seen in 24 months	Total	Change since previous quarter
Quarter ending September 2015	6,091	
Quarter ending December 2015	6,488	↑
Quarter ending March 2016	6,788	↑
Quarter ending June 2016	6,689	↓
Quarter ending September 2016	6,553	↓
Variance since September 2015	7.6%	↑



ACTIVITY



Month	Adjusted Scheduled Activity (UDA)	
	2016	2017
April	-257	0
May	-257	0
June	834	1,613
July	3,488	3,363
August	4,790	3,698
September	6,330	4,640
October	7,762	
November	9,142	
December	10,274	
January	10,432	
February	12,982	
March	14,549	
April	14,553	
May	16,388	
June	16,446	

QUALITY

	Quantity	Base Number	Contract	AT	Region	England
% of FP17s for the same patient ID Re-attending within 3 months - Children	82	765	10.7%	9.6%	11.8%	12.4%
% of FP17s for the same patient ID Re-attending within 3 months - Adults	420	2,886	14.6%	14.3%	16.6%	16.7%
% of FP17s for the same patient ID Re-attending between 3 & 9 months - Children	386	765	50.5%	60.6%	60.2%	57.4%
% of FP17s for the same patient ID Re-attending between 3 & 9 months - Adults	1,557	2,886	54.0%	52.7%	52.0%	50.5%
% of FP17s for Band 1 Urgent Courses	139	2,672	5.2%	7.7%	9.4%	9.1%
% of FP17s Relating to Free Repair or Replacements	16	2,672	0.6%	0.8%	0.7%	0.8%
% of FP17s Relating to Continuations	15	2,672	0.6%	1.3%	1.2%	1.3%
% of Patients satisfied with the dentistry they have received	8	9	N/A	93.4%	93.6%	93.2%
% of Patients satisfied with the time they had to wait for an appointment	7	9	N/A	88.9%	89.1%	89.0%

* This is based on patients treated on this contract for their most recent course of treatment. Figures in italics indicate the base number of FP17s or Patient Questionnaire responses are less than 100. N/A is shown where the base number of responses is less than 10 during the period. % is calculated as Quantity/Base number*100

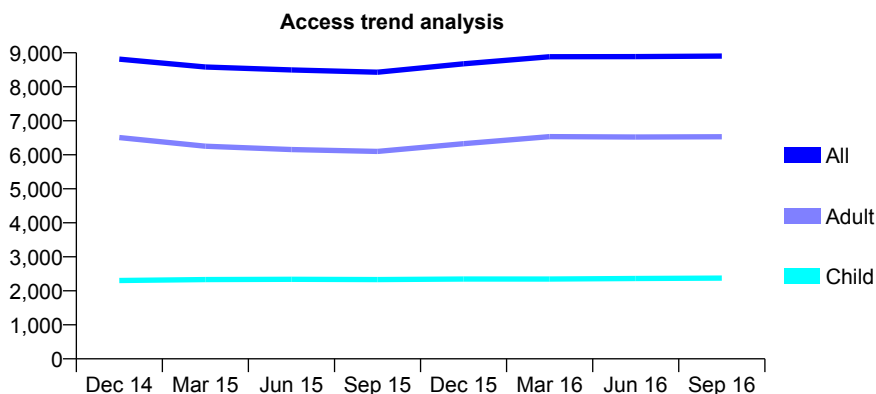
Q64 - Vital Signs At a Glance Contract Report for 199648/0001 - September 2016

Name or company name	opaleye & middlefell ltd
Contract type name	GDS Contract
Purpose of contract	General
Contract start date	06/09/2010
Contract end date	

16/17 Contracted general activity (UDA)	24,000
Carry forward general activity (UDA)	-436
16/17 Contracted orthodontic activity (UOA)	0
Carry forward orthodontic activity (UOA)	0
Baseline contract value	£597,363.34

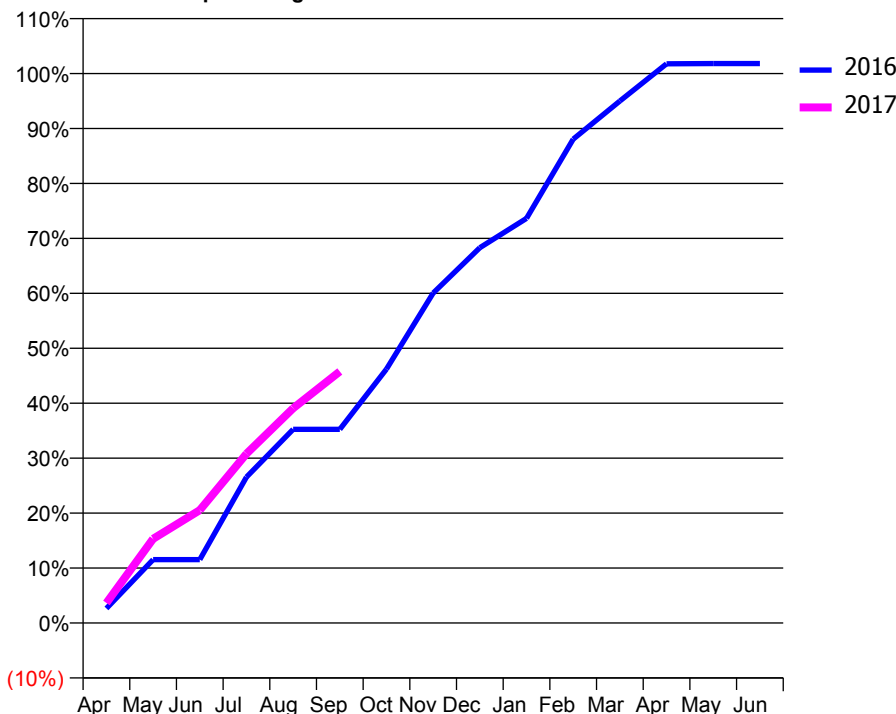
ACCESS*

Patients seen in 24 months	Total	Change since previous quarter
Quarter ending September 2015	8,430	
Quarter ending December 2015	8,677	↑
Quarter ending March 2016	8,886	↑
Quarter ending June 2016	8,887	→
Quarter ending September 2016	8,904	→
Variance since September 2015	5.6%	↑



ACTIVITY

Cumulative percentage of contracted UDA delivered 2016 & 2017



Month	Adjusted Scheduled Activity (UDA)	
	2016	2017
April	640	874
May	2,768	3,676
June	2,768	4,930
July	6,375	7,393
August	8,462	9,379
September	8,462	10,987
October	11,092	
November	14,413	
December	16,389	
January	17,675	
February	21,133	
March	22,796	
April	24,424	
May	24,436	
June	24,436	

QUALITY

	Quantity	Base Number	Contract	AT	Region	England
% of FP17s for the same patient ID Re-attending within 3 months - Children	120	1,887	6.4%	9.6%	11.8%	12.4%
% of FP17s for the same patient ID Re-attending within 3 months - Adults	621	3,611	17.2%	14.3%	16.6%	16.7%
% of FP17s for the same patient ID Re-attending between 3 & 9 months - Children	1,137	1,887	60.3%	60.6%	60.2%	57.4%
% of FP17s for the same patient ID Re-attending between 3 & 9 months - Adults	1,820	3,611	50.4%	52.7%	52.0%	50.5%
% of FP17s for Band 1 Urgent Courses	524	4,819	10.9%	7.7%	9.4%	9.1%
% of FP17s Relating to Free Repair or Replacements	58	4,819	1.2%	0.8%	0.7%	0.8%
% of FP17s Relating to Continuations	86	4,819	1.8%	1.3%	1.2%	1.3%
% of Patients satisfied with the dentistry they have received	27	28	96.4%	93.4%	93.6%	93.2%
% of Patients satisfied with the time they had to wait for an appointment	25	28	89.3%	88.9%	89.1%	89.0%

* This is based on patients treated on this contract for their most recent course of treatment. Figures in italics indicate the base number of FP17s or Patient Questionnaire responses are less than 100. N/A is shown where the base number of responses is less than 10 during the period. % is calculated as Quantity/Base number*100

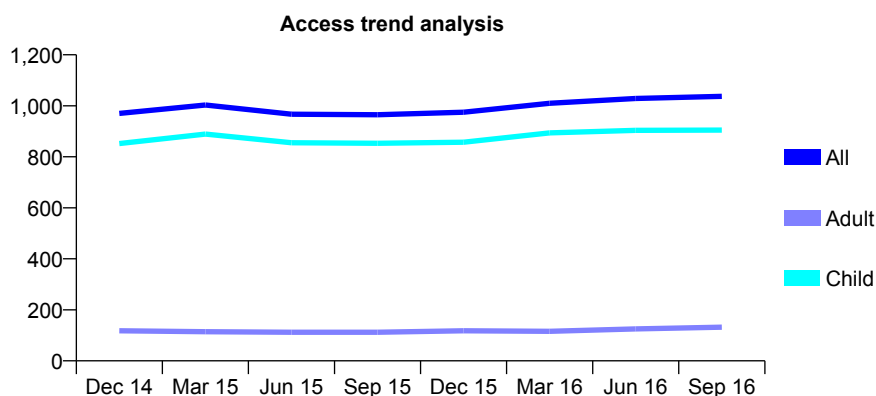
Q64 - Vital Signs At a Glance Contract Report for 233544/0001 - September 2016

Name or company name	MR D LYONS
Contract type name	GDS Contract
Purpose of contract	General and Orthodontic
Contract start date	01/03/2008
Contract end date	

16/17 Contracted general activity (UDA)	1,909
Carry forward general activity (UDA)	5
16/17 Contracted orthodontic activity (UOA)	1,002
Carry forward orthodontic activity (UOA)	0
Baseline contract value	£112,666.95

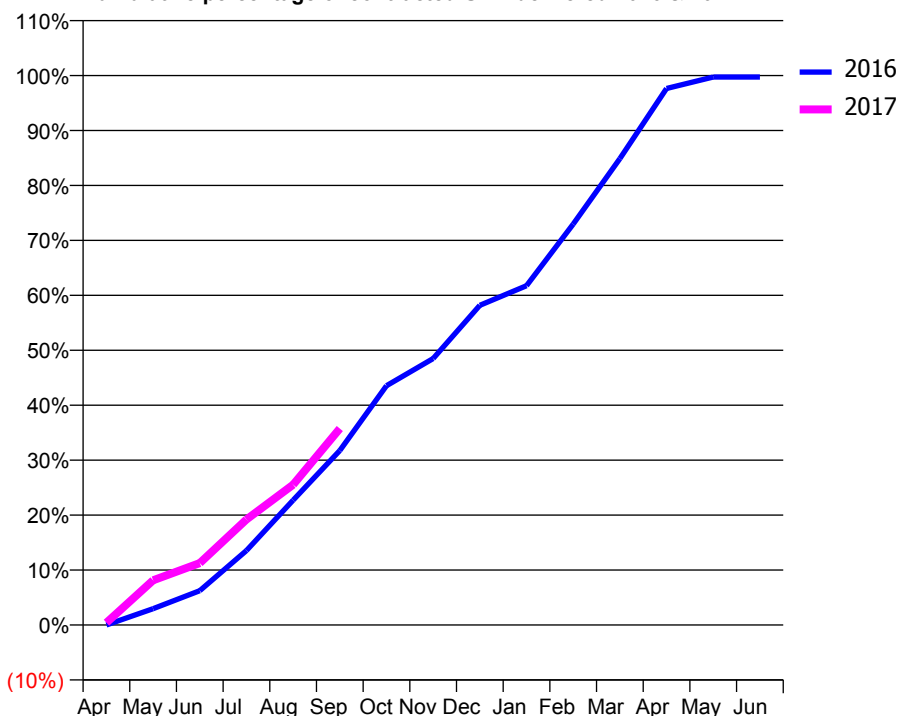
ACCESS*

Patients seen in 24 months	Total	Change since previous quarter
Quarter ending September 2015	965	
Quarter ending December 2015	975	→
Quarter ending March 2016	1,010	↑
Quarter ending June 2016	1,029	→
Quarter ending September 2016	1,037	→
Variance since September 2015	7.5%	↑



ACTIVITY

Cumulative percentage of contracted UDA delivered 2016 & 2017



Month	Adjusted Scheduled Activity (UDA)	
	2016	2017
April	0	8
May	57	155
June	119	215
July	259	367
August	434	488
September	606	682
October	831	
November	926	
December	1,111	
January	1,179	
February	1,393	
March	1,620	
April	1,864	
May	1,904	
June	1,904	

QUALITY

	Quantity	Base Number	Contract	AT	Region	England
% of FP17s for the same patient ID Re-attending within 3 months - Children	49	718	6.8%	9.6%	11.8%	12.4%
% of FP17s for the same patient ID Re-attending within 3 months - Adults	1	20	5.0%	14.3%	16.6%	16.7%
% of FP17s for the same patient ID Re-attending between 3 & 9 months - Children	399	718	55.6%	60.6%	60.2%	57.4%
% of FP17s for the same patient ID Re-attending between 3 & 9 months - Adults	15	20	75.0%	52.7%	52.0%	50.5%
% of FP17s for Band 1 Urgent Courses	17	480	3.5%	7.7%	9.4%	9.1%
% of FP17s Relating to Free Repair or Replacements	0	480	0.0%	0.8%	0.7%	0.8%
% of FP17s Relating to Continuations	5	480	1.0%	1.3%	1.2%	1.3%
% of Patients satisfied with the dentistry they have received	3	3	N/A	93.4%	93.6%	93.2%
% of Patients satisfied with the time they had to wait for an appointment	2	3	N/A	88.9%	89.1%	89.0%

* This is based on patients treated on this contract for their most recent course of treatment. Figures in italics indicate the base number of FP17s or Patient Questionnaire responses are less than 100. N/A is shown where the base number of responses is less than 10 during the period. % is calculated as Quantity/Base number*100

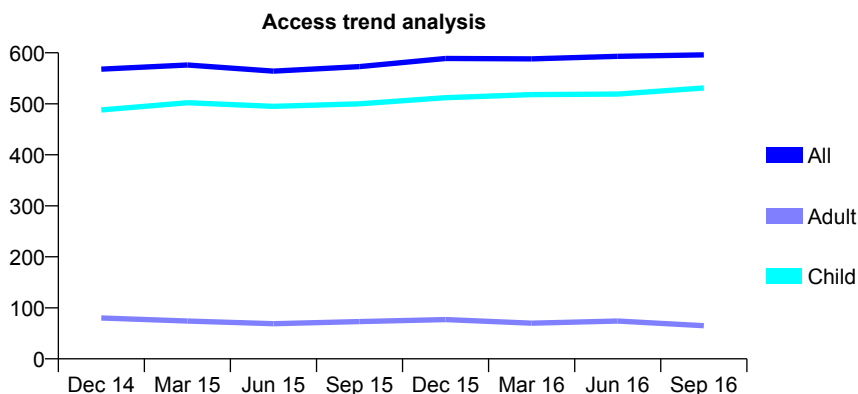
Q64 - Vital Signs At a Glance Contract Report for 235997/0001 - September 2016

Name or company name	MR MJ BASSETT-CROSS
Contract type name	GDS Contract
Purpose of contract	General and Orthodontic
Contract start date	01/04/2006
Contract end date	

16/17 Contracted general activity (UDA)	1,350
Carry forward general activity (UDA)	31
16/17 Contracted orthodontic activity (UOA)	837
Carry forward orthodontic activity (UOA)	0
Baseline contract value	£87,376.75

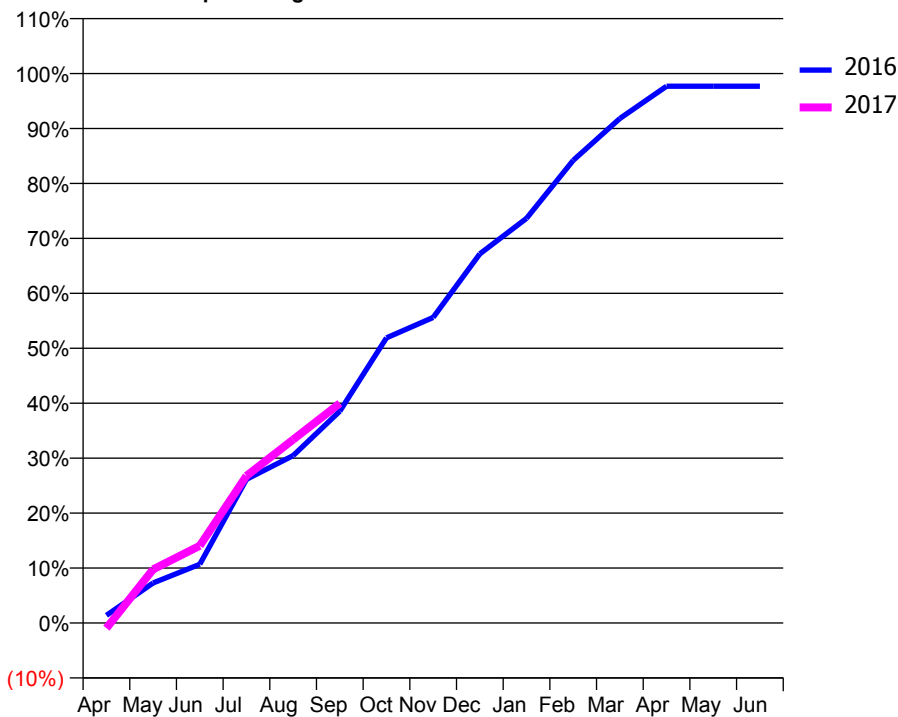
ACCESS*

Patients seen in 24 months	Total	Change since previous quarter
Quarter ending September 2015	573	
Quarter ending December 2015	589	↑
Quarter ending March 2016	588	→
Quarter ending June 2016	593	→
Quarter ending September 2016	596	→
Variance since September 2015	4.0%	↑



ACTIVITY

Cumulative percentage of contracted UDA delivered 2016 & 2017



Month	Adjusted Scheduled Activity (UDA)	
	2016	2017
April	19	-13
May	98	132
June	144	190
July	353	361
August	411	451
September	520	540
October	701	
November	751	
December	907	
January	994	
February	1,137	
March	1,240	
April	1,319	
May	1,319	
June	1,319	

QUALITY

	Quantity	Base Number	Contract	AT	Region	England
% of FP17s for the same patient ID Re-attending within 3 months - Children	23	514	4.5%	9.6%	11.8%	12.4%
% of FP17s for the same patient ID Re-attending within 3 months - Adults	0	0	N/A	14.3%	16.6%	16.7%
% of FP17s for the same patient ID Re-attending between 3 & 9 months - Children	273	514	53.1%	60.6%	60.2%	57.4%
% of FP17s for the same patient ID Re-attending between 3 & 9 months - Adults	0	0	N/A	52.7%	52.0%	50.5%
% of FP17s for Band 1 Urgent Courses	8	439	1.8%	7.7%	9.4%	9.1%
% of FP17s Relating to Free Repair or Replacements	0	439	0.0%	0.8%	0.7%	0.8%
% of FP17s Relating to Continuations	1	439	0.2%	1.3%	1.2%	1.3%
% of Patients satisfied with the dentistry they have received	0	0	N/A	93.4%	93.6%	93.2%
% of Patients satisfied with the time they had to wait for an appointment	0	0	N/A	88.9%	89.1%	89.0%

* This is based on patients treated on this contract for their most recent course of treatment. Figures in italics indicate the base number of FP17s or Patient Questionnaire responses are less than 100. N/A is shown where the base number of responses is less than 10 during the period. % is calculated as Quantity/Base number*100

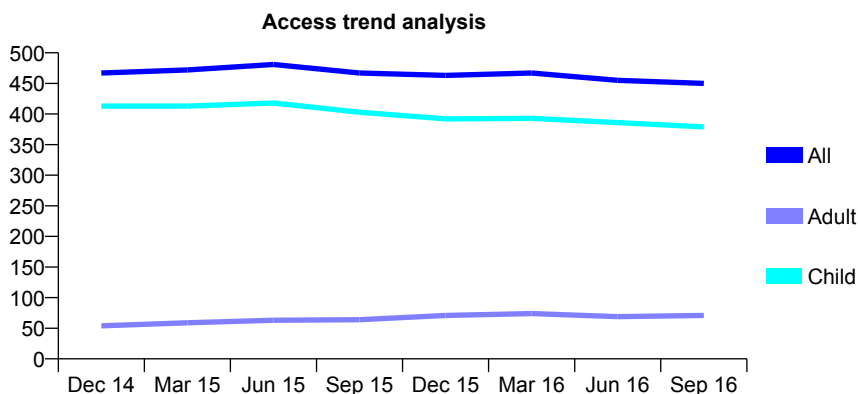
Q64 - Vital Signs At a Glance Contract Report for 237876/0001 - September 2016

Name or company name	MRS L JAMES
Contract type name	GDS Contract
Purpose of contract	General
Contract start date	01/04/2006
Contract end date	

16/17 Contracted general activity (UDA)	870
Carry forward general activity (UDA)	0
16/17 Contracted orthodontic activity (UOA)	0
Carry forward orthodontic activity (UOA)	0
Baseline contract value	£21,130.68

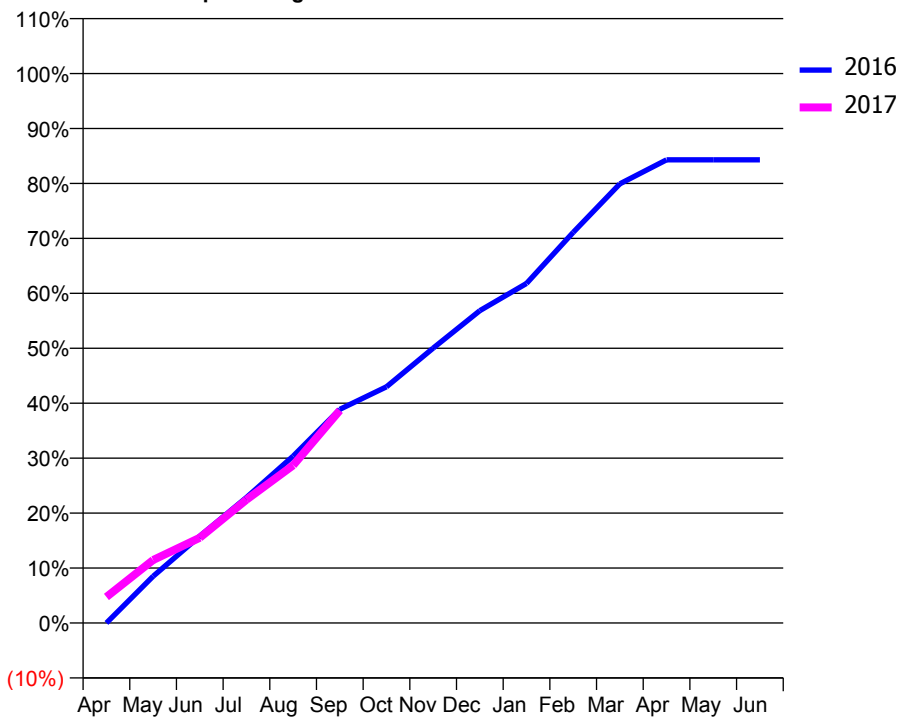
ACCESS*

Patients seen in 24 months	Total	Change since previous quarter
Quarter ending September 2015	467	
Quarter ending December 2015	463	→
Quarter ending March 2016	467	→
Quarter ending June 2016	455	↓
Quarter ending September 2016	450	↓
Variance since September 2015	(3.6%)	↓



ACTIVITY

Cumulative percentage of contracted UDA delivered 2016 & 2017



Adjusted Scheduled Activity (UDA)

Month	2016	2017
April	0	41
May	74	100
June	138	135
July	199	195
August	264	250
September	338	337
October	374	
November	435	
December	495	
January	538	
February	618	
March	695	
April	733	
May	733	
June	733	

QUALITY

	Quantity	Base Number	Contract	AT	Region	England
% of FP17s for the same patient ID Re-attending within 3 months - Children	17	289	5.9%	9.6%	11.8%	12.4%
% of FP17s for the same patient ID Re-attending within 3 months - Adults	2	14	14.3%	14.3%	16.6%	16.7%
% of FP17s for the same patient ID Re-attending between 3 & 9 months - Children	209	289	72.3%	60.6%	60.2%	57.4%
% of FP17s for the same patient ID Re-attending between 3 & 9 months - Adults	7	14	50.0%	52.7%	52.0%	50.5%
% of FP17s for Band 1 Urgent Courses	8	267	3.0%	7.7%	9.4%	9.1%
% of FP17s Relating to Free Repair or Replacements	0	267	0.0%	0.8%	0.7%	0.8%
% of FP17s Relating to Continuations	2	267	0.7%	1.3%	1.2%	1.3%
% of Patients satisfied with the dentistry they have received	0	0	N/A	93.4%	93.6%	93.2%
% of Patients satisfied with the time they had to wait for an appointment	0	0	N/A	88.9%	89.1%	89.0%

* This is based on patients treated on this contract for their most recent course of treatment. Figures in italics indicate the base number of FP17s or Patient Questionnaire responses are less than 100. N/A is shown where the base number of responses is less than 10 during the period. % is calculated as Quantity/Base number*100

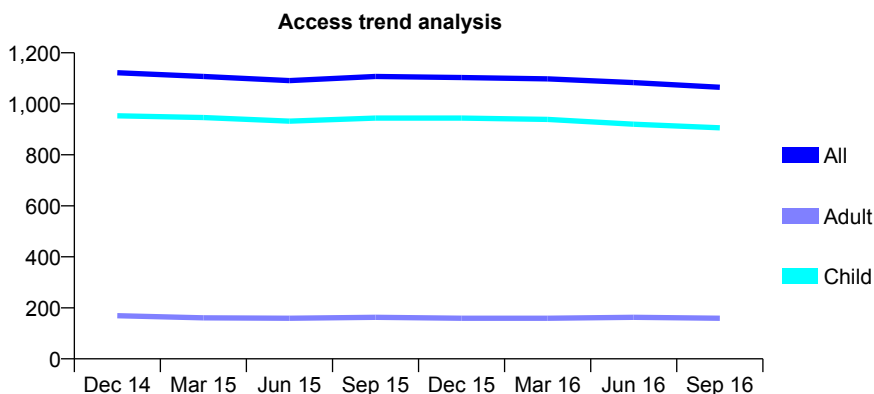
Q64 - Vital Signs At a Glance Contract Report for 239488/0001 - September 2016

Name or company name	MR JC HOUSE
Contract type name	GDS Contract
Purpose of contract	General
Contract start date	01/04/2006
Contract end date	

16/17 Contracted general activity (UDA)	2,500
Carry forward general activity (UDA)	85
16/17 Contracted orthodontic activity (UOA)	0
Carry forward orthodontic activity (UOA)	0
Baseline contract value	£52,011.55

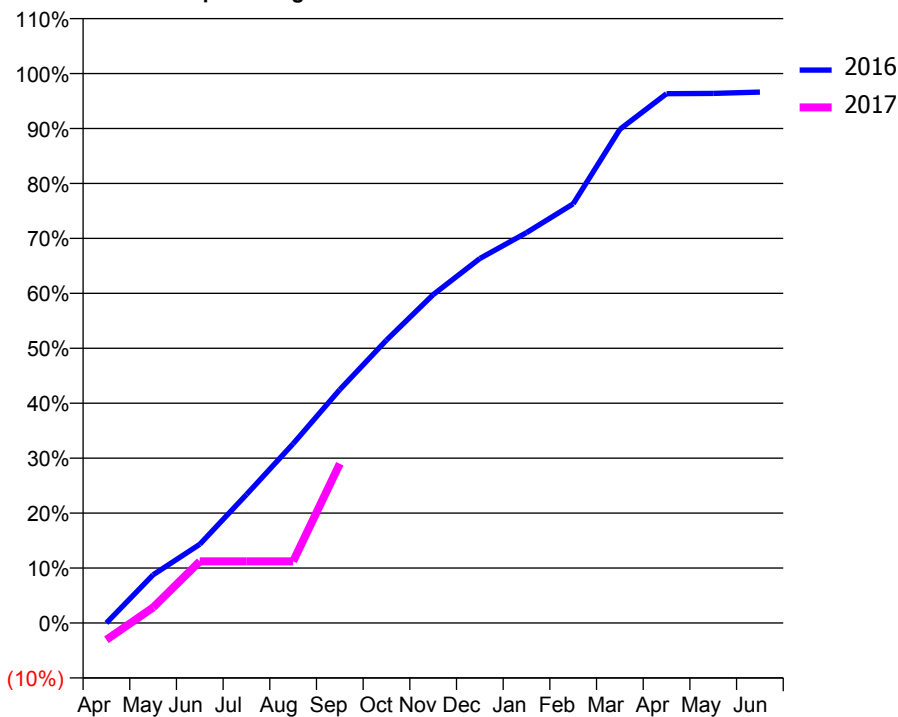
ACCESS*

Patients seen in 24 months	Total	Change since previous quarter
Quarter ending September 2015	1,107	
Quarter ending December 2015	1,103	→
Quarter ending March 2016	1,098	→
Quarter ending June 2016	1,083	↓
Quarter ending September 2016	1,065	↓
Variance since September 2015	(3.8%)	↓



ACTIVITY

Cumulative percentage of contracted UDA delivered 2016 & 2017



Adjusted Scheduled Activity (UDA)

Month	2016	2017
April	0	-77
May	220	70
June	358	281
July	585	281
August	815	281
September	1,062	724
October	1,287	
November	1,494	
December	1,659	
January	1,776	
February	1,907	
March	2,246	
April	2,408	
May	2,409	
June	2,415	

QUALITY

	Quantity	Base Number	Contract	AT	Region	England
% of FP17s for the same patient ID Re-attending within 3 months - Children	43	688	6.3%	9.6%	11.8%	12.4%
% of FP17s for the same patient ID Re-attending within 3 months - Adults	1	27	3.7%	14.3%	16.6%	16.7%
% of FP17s for the same patient ID Re-attending between 3 & 9 months - Children	503	688	73.1%	60.6%	60.2%	57.4%
% of FP17s for the same patient ID Re-attending between 3 & 9 months - Adults	20	27	74.1%	52.7%	52.0%	50.5%
% of FP17s for Band 1 Urgent Courses	12	597	2.0%	7.7%	9.4%	9.1%
% of FP17s Relating to Free Repair or Replacements	0	597	0.0%	0.8%	0.7%	0.8%
% of FP17s Relating to Continuations	0	597	0.0%	1.3%	1.2%	1.3%
% of Patients satisfied with the dentistry they have received	2	2	N/A	93.4%	93.6%	93.2%
% of Patients satisfied with the time they had to wait for an appointment	2	2	N/A	88.9%	89.1%	89.0%

* This is based on patients treated on this contract for their most recent course of treatment. Figures in italics indicate the base number of FP17s or Patient Questionnaire responses are less than 100. N/A is shown where the base number of responses is less than 10 during the period. % is calculated as Quantity/Base number*100

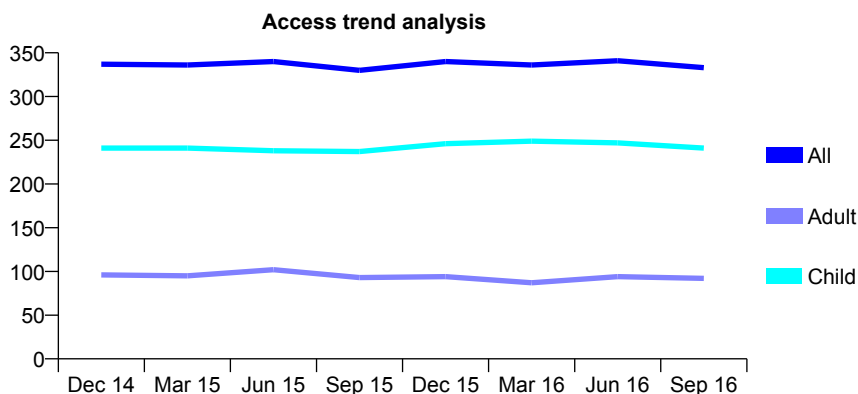
Q64 - Vital Signs At a Glance Contract Report for 246247/0001 - September 2016

Name or company name	MR JA ANDERSON
Contract type name	GDS Contract
Purpose of contract	General
Contract start date	01/04/2006
Contract end date	

16/17 Contracted general activity (UDA)	600
Carry forward general activity (UDA)	-9
16/17 Contracted orthodontic activity (UOA)	0
Carry forward orthodontic activity (UOA)	0
Baseline contract value	£13,606.58

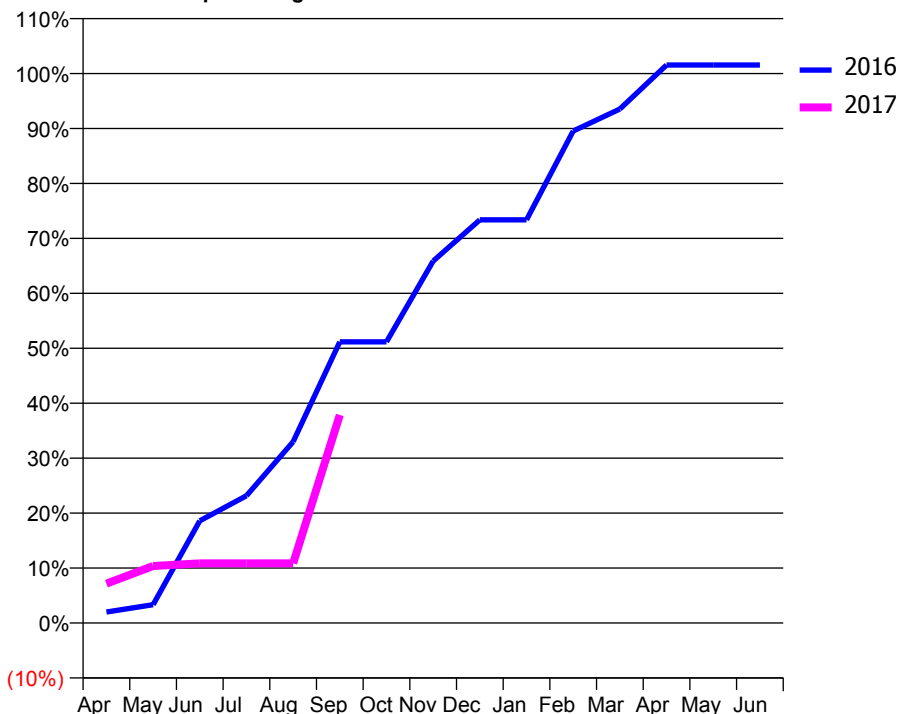
ACCESS*

Patients seen in 24 months	Total	Change since previous quarter
Quarter ending September 2015	330	
Quarter ending December 2015	340	↑
Quarter ending March 2016	336	↓
Quarter ending June 2016	341	→
Quarter ending September 2016	333	↓
Variance since September 2015	0.9%	→



ACTIVITY

Cumulative percentage of contracted UDA delivered 2016 & 2017



Month	Adjusted Scheduled Activity (UDA)	
	2016	2017
April	12	43
May	20	62
June	112	65
July	139	65
August	198	65
September	307	227
October	307	
November	395	
December	440	
January	440	
February	537	
March	561	
April	609	
May	609	
June	609	

QUALITY

	Quantity	Base Number	Contract	AT	Region	England
% of FP17s for the same patient ID Re-attending within 3 months - Children	2	130	1.5%	9.6%	11.8%	12.4%
% of FP17s for the same patient ID Re-attending within 3 months - Adults	4	45	8.9%	14.3%	16.6%	16.7%
% of FP17s for the same patient ID Re-attending between 3 & 9 months - Children	44	130	33.8%	60.6%	60.2%	57.4%
% of FP17s for the same patient ID Re-attending between 3 & 9 months - Adults	22	45	48.9%	52.7%	52.0%	50.5%
% of FP17s for Band 1 Urgent Courses	1	140	0.7%	7.7%	9.4%	9.1%
% of FP17s Relating to Free Repair or Replacements	0	140	0.0%	0.8%	0.7%	0.8%
% of FP17s Relating to Continuations	0	140	0.0%	1.3%	1.2%	1.3%
% of Patients satisfied with the dentistry they have received	1	1	N/A	93.4%	93.6%	93.2%
% of Patients satisfied with the time they had to wait for an appointment	1	1	N/A	88.9%	89.1%	89.0%

* This is based on patients treated on this contract for their most recent course of treatment. Figures in italics indicate the base number of FP17s or Patient Questionnaire responses are less than 100. N/A is shown where the base number of responses is less than 10 during the period. % is calculated as Quantity/Base number*100

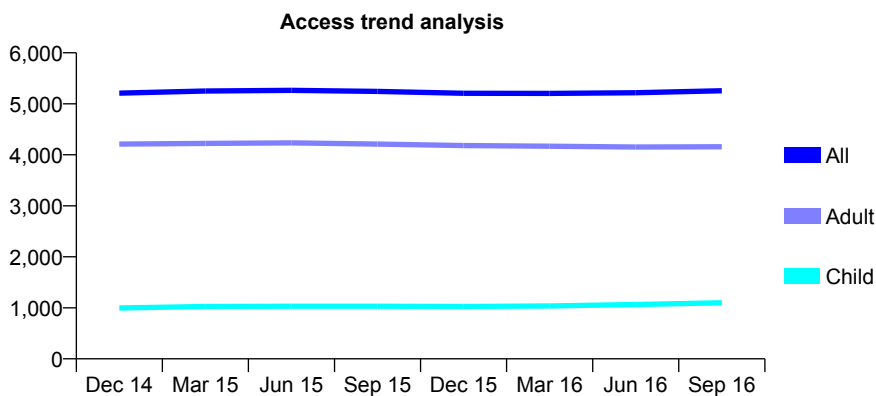
Q64 - Vital Signs At a Glance Contract Report for 258784/0001 - September 2016

Name or company name	MR SS SANGHERA
Contract type name	GDS Contract
Purpose of contract	General
Contract start date	01/12/2007
Contract end date	

16/17 Contracted general activity (UDA)	17,500
Carry forward general activity (UDA)	0
16/17 Contracted orthodontic activity (UOA)	0
Carry forward orthodontic activity (UOA)	0
Baseline contract value	£418,521.52

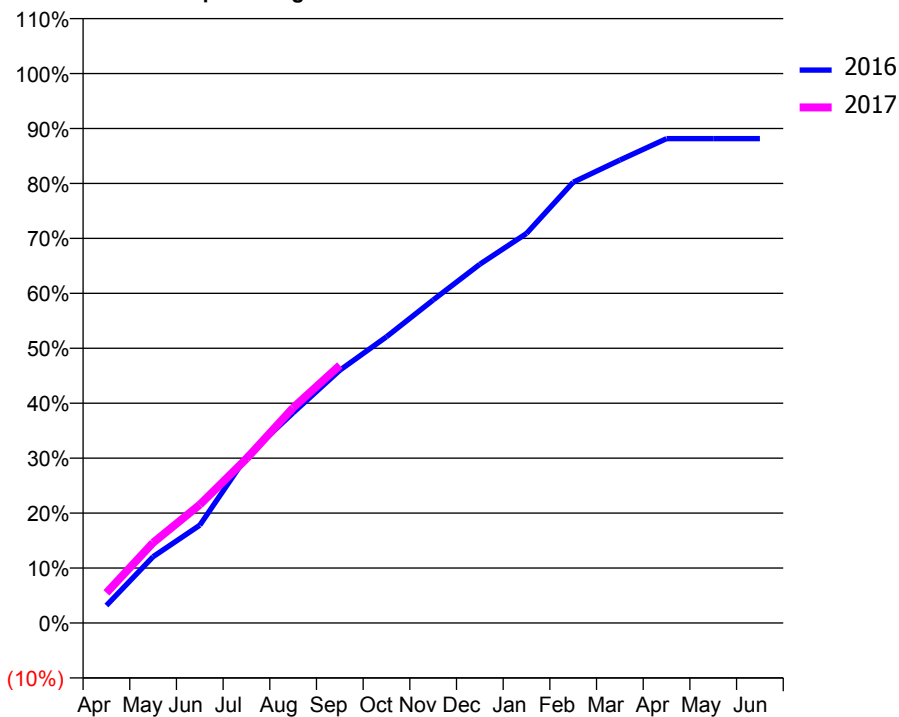
ACCESS*

Patients seen in 24 months	Total	Change since previous quarter
Quarter ending September 2015	5,242	
Quarter ending December 2015	5,207	→
Quarter ending March 2016	5,205	→
Quarter ending June 2016	5,218	→
Quarter ending September 2016	5,257	→
Variance since September 2015	0.3%	→



ACTIVITY

Cumulative percentage of contracted UDA delivered 2016 & 2017



Month	Adjusted Scheduled Activity (UDA)	
	2016	2017
April	559	961
May	2,111	2,557
June	3,113	3,767
July	5,297	5,233
August	6,694	6,855
September	8,051	8,207
October	9,114	
November	10,287	
December	11,426	
January	12,409	
February	14,038	
March	14,742	
April	15,425	
May	15,425	
June	15,426	

QUALITY

	Quantity	Base Number	Contract	AT	Region	England
% of FP17s for the same patient ID Re-attending within 3 months - Children	48	975	4.9%	9.6%	11.8%	12.4%
% of FP17s for the same patient ID Re-attending within 3 months - Adults	492	3,568	13.8%	14.3%	16.6%	16.7%
% of FP17s for the same patient ID Re-attending between 3 & 9 months - Children	575	975	59.0%	60.6%	60.2%	57.4%
% of FP17s for the same patient ID Re-attending between 3 & 9 months - Adults	2,237	3,568	62.7%	52.7%	52.0%	50.5%
% of FP17s for Band 1 Urgent Courses	238	4,064	5.9%	7.7%	9.4%	9.1%
% of FP17s Relating to Free Repair or Replacements	4	4,064	0.1%	0.8%	0.7%	0.8%
% of FP17s Relating to Continuations	98	4,064	2.4%	1.3%	1.2%	1.3%
% of Patients satisfied with the dentistry they have received	8	9	N/A	93.4%	93.6%	93.2%
% of Patients satisfied with the time they had to wait for an appointment	8	9	N/A	88.9%	89.1%	89.0%

* This is based on patients treated on this contract for their most recent course of treatment. Figures in italics indicate the base number of FP17s or Patient Questionnaire responses are less than 100. N/A is shown where the base number of responses is less than 10 during the period. % is calculated as Quantity/Base number*100

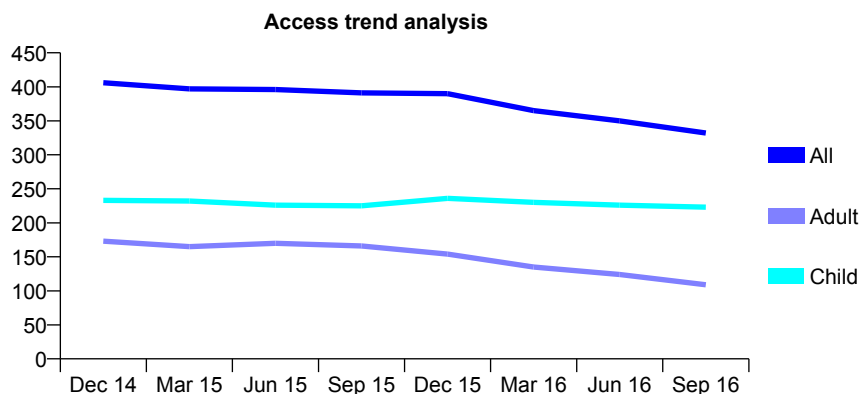
Q64 - Vital Signs At a Glance Contract Report for 262579/0001 - September 2016

Name or company name	MR M OTHMAN
Contract type name	GDS Contract
Purpose of contract	General
Contract start date	10/09/2007
Contract end date	

16/17 Contracted general activity (UDA)	600
Carry forward general activity (UDA)	0
16/17 Contracted orthodontic activity (UOA)	0
Carry forward orthodontic activity (UOA)	0
Baseline contract value	£14,762.70

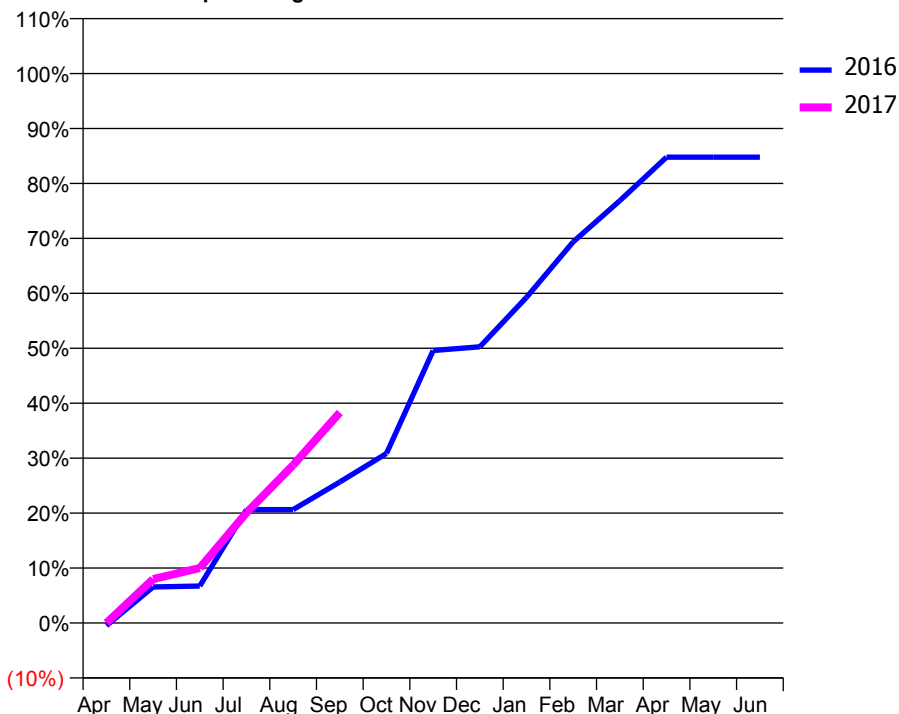
ACCESS*

Patients seen in 24 months	Total	Change since previous quarter
Quarter ending September 2015	391	
Quarter ending December 2015	390	→
Quarter ending March 2016	365	↓
Quarter ending June 2016	350	↓
Quarter ending September 2016	332	↓
Variance since September 2015	(15.1%)	↓



ACTIVITY

Cumulative percentage of contracted UDA delivered 2016 & 2017



Month	Adjusted Scheduled Activity (UDA)	
	2016	2017
April	-3	0
May	39	48
June	40	60
July	124	120
August	124	172
September	154	230
October	185	
November	298	
December	302	
January	356	
February	416	
March	461	
April	509	
May	509	
June	509	

QUALITY

	Quantity	Base Number	Contract	AT	Region	England
% of FP17s for the same patient ID Re-attending within 3 months - Children	9	170	5.3%	9.6%	11.8%	12.4%
% of FP17s for the same patient ID Re-attending within 3 months - Adults	3	37	8.1%	14.3%	16.6%	16.7%
% of FP17s for the same patient ID Re-attending between 3 & 9 months - Children	99	170	58.2%	60.6%	60.2%	57.4%
% of FP17s for the same patient ID Re-attending between 3 & 9 months - Adults	20	37	54.1%	52.7%	52.0%	50.5%
% of FP17s for Band 1 Urgent Courses	4	174	2.3%	7.7%	9.4%	9.1%
% of FP17s Relating to Free Repair or Replacements	0	174	0.0%	0.8%	0.7%	0.8%
% of FP17s Relating to Continuations	0	174	0.0%	1.3%	1.2%	1.3%
% of Patients satisfied with the dentistry they have received	0	0	N/A	93.4%	93.6%	93.2%
% of Patients satisfied with the time they had to wait for an appointment	0	0	N/A	88.9%	89.1%	89.0%

* This is based on patients treated on this contract for their most recent course of treatment. Figures in italics indicate the base number of FP17s or Patient Questionnaire responses are less than 100. N/A is shown where the base number of responses is less than 10 during the period. % is calculated as Quantity/Base number*100

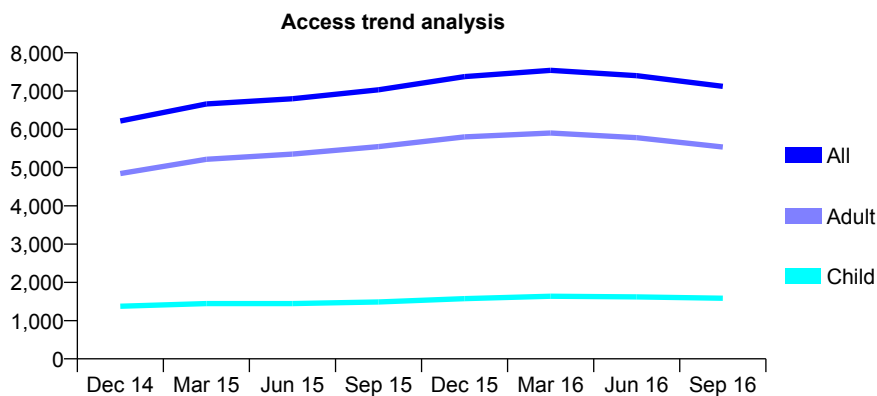
Q64 - Vital Signs At a Glance Contract Report for 270563/0003 - September 2016

Name or company name	MR RS DHARWAR
Contract type name	GDS Contract
Purpose of contract	General and Orthodontic
Contract start date	01/02/2014
Contract end date	

16/17 Contracted general activity (UDA)	19,451
Carry forward general activity (UDA)	-343
16/17 Contracted orthodontic activity (UOA)	1,502
Carry forward orthodontic activity (UOA)	0
Baseline contract value	£654,738.53

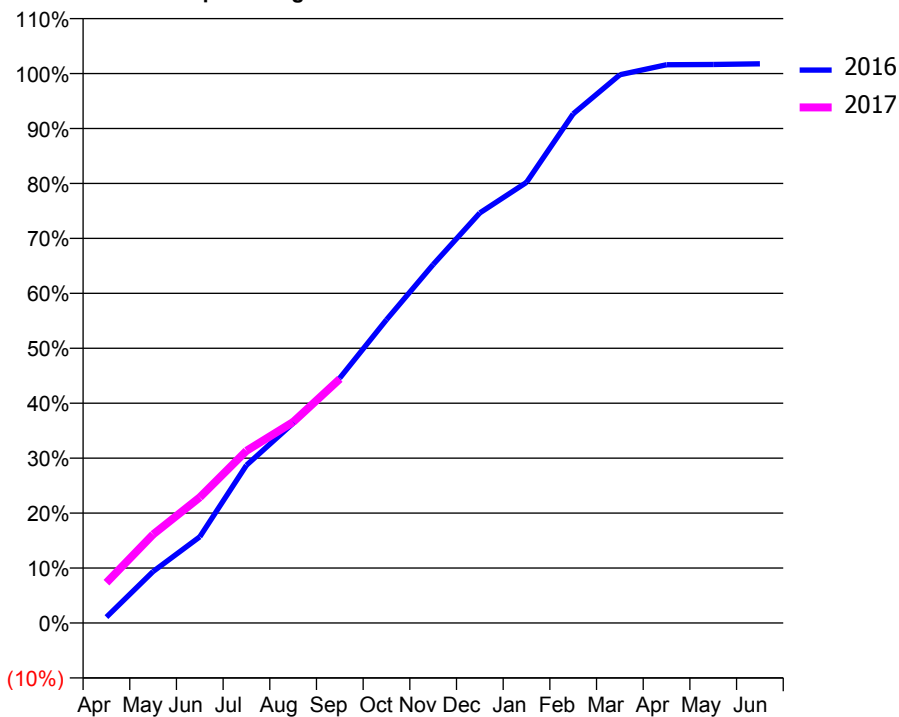
ACCESS*

Patients seen in 24 months	Total	Change since previous quarter
Quarter ending September 2015	7,033	
Quarter ending December 2015	7,377	↑
Quarter ending March 2016	7,543	↑
Quarter ending June 2016	7,402	↓
Quarter ending September 2016	7,122	↓
Variance since September 2015	1.3%	→



ACTIVITY

Cumulative percentage of contracted UDA delivered 2016 & 2017



Month	Adjusted Scheduled Activity (UDA)	
	2016	2017
April	212	1,426
May	1,826	3,135
June	3,050	4,448
July	5,584	6,098
August	7,073	7,116
September	8,672	8,638
October	10,738	
November	12,692	
December	14,516	
January	15,598	
February	18,025	
March	19,406	
April	19,760	
May	19,771	
June	19,794	

QUALITY

	Quantity	Base Number	Contract	AT	Region	England
% of FP17s for the same patient ID Re-attending within 3 months - Children	56	1,143	4.9%	9.6%	11.8%	12.4%
% of FP17s for the same patient ID Re-attending within 3 months - Adults	420	3,715	11.3%	14.3%	16.6%	16.7%
% of FP17s for the same patient ID Re-attending between 3 & 9 months - Children	720	1,143	63.0%	60.6%	60.2%	57.4%
% of FP17s for the same patient ID Re-attending between 3 & 9 months - Adults	2,656	3,715	71.5%	52.7%	52.0%	50.5%
% of FP17s for Band 1 Urgent Courses	436	4,504	9.7%	7.7%	9.4%	9.1%
% of FP17s Relating to Free Repair or Replacements	21	4,504	0.5%	0.8%	0.7%	0.8%
% of FP17s Relating to Continuations	5	4,504	0.1%	1.3%	1.2%	1.3%
% of Patients satisfied with the dentistry they have received	10	10	100.0%	93.4%	93.6%	93.2%
% of Patients satisfied with the time they had to wait for an appointment	10	10	100.0%	88.9%	89.1%	89.0%

* This is based on patients treated on this contract for their most recent course of treatment. Figures in italics indicate the base number of FP17s or Patient Questionnaire responses are less than 100. N/A is shown where the base number of responses is less than 10 during the period. % is calculated as Quantity/Base number*100

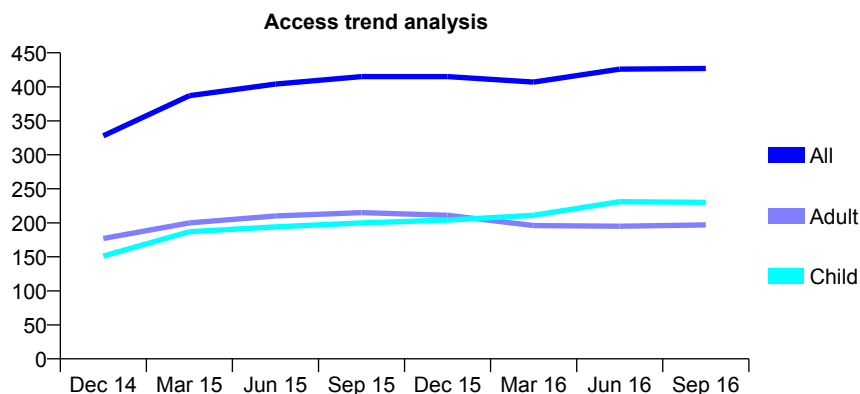
Q64 - Vital Signs At a Glance Contract Report for 272760/0001 - September 2016

Name or company name	MR BY CHAN
Contract type name	GDS Contract
Purpose of contract	General
Contract start date	16/12/2010
Contract end date	

16/17 Contracted general activity (UDA)	850
Carry forward general activity (UDA)	-17
16/17 Contracted orthodontic activity (UOA)	0
Carry forward orthodontic activity (UOA)	0
Baseline contract value	£17,585.09

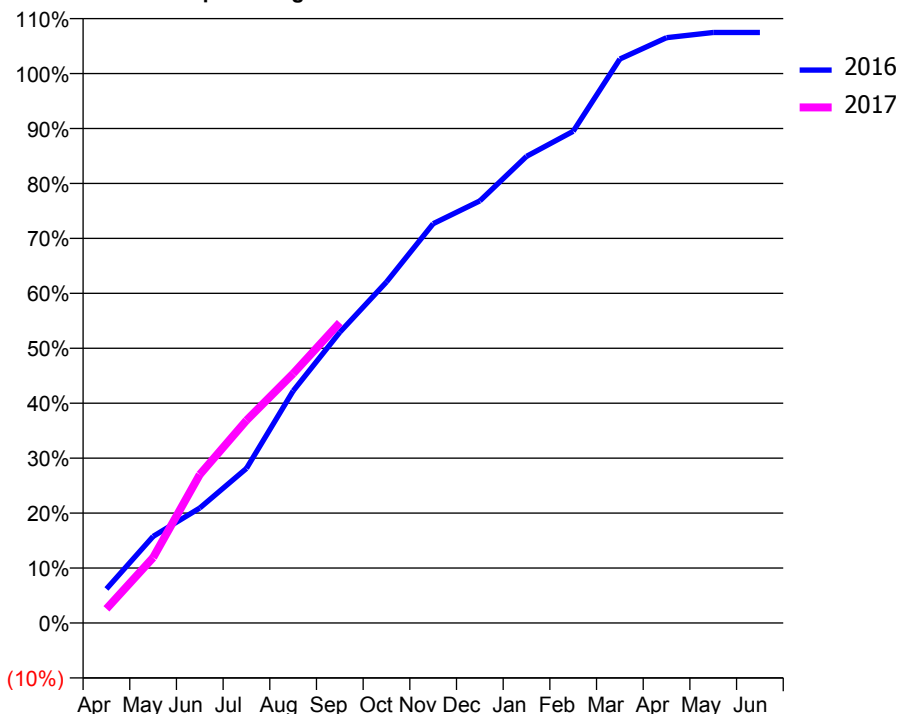
ACCESS*

Patients seen in 24 months	Total	Change since previous quarter
Quarter ending September 2015	415	
Quarter ending December 2015	415	→
Quarter ending March 2016	407	↓
Quarter ending June 2016	426	↑
Quarter ending September 2016	427	→
Variance since September 2015	2.9%	↑



ACTIVITY

Cumulative percentage of contracted UDA delivered 2016 & 2017



Month	Adjusted Scheduled Activity (UDA)	
	2016	2017
April	53	22
May	134	101
June	178	230
July	239	313
August	359	386
September	450	465
October	528	
November	618	
December	653	
January	722	
February	761	
March	872	
April	905	
May	913	
June	913	

QUALITY

	Quantity	Base Number	Contract	AT	Region	England
% of FP17s for the same patient ID Re-attending within 3 months - Children	4	188	2.1%	9.6%	11.8%	12.4%
% of FP17s for the same patient ID Re-attending within 3 months - Adults	10	117	8.5%	14.3%	16.6%	16.7%
% of FP17s for the same patient ID Re-attending between 3 & 9 months - Children	89	188	47.3%	60.6%	60.2%	57.4%
% of FP17s for the same patient ID Re-attending between 3 & 9 months - Adults	33	117	28.2%	52.7%	52.0%	50.5%
% of FP17s for Band 1 Urgent Courses	13	278	4.7%	7.7%	9.4%	9.1%
% of FP17s Relating to Free Repair or Replacements	0	278	0.0%	0.8%	0.7%	0.8%
% of FP17s Relating to Continuations	5	278	1.8%	1.3%	1.2%	1.3%
% of Patients satisfied with the dentistry they have received	1	1	N/A	93.4%	93.6%	93.2%
% of Patients satisfied with the time they had to wait for an appointment	1	1	N/A	88.9%	89.1%	89.0%

* This is based on patients treated on this contract for their most recent course of treatment. Figures in italics indicate the base number of FP17s or Patient Questionnaire responses are less than 100. N/A is shown where the base number of responses is less than 10 during the period. % is calculated as Quantity/Base number*100

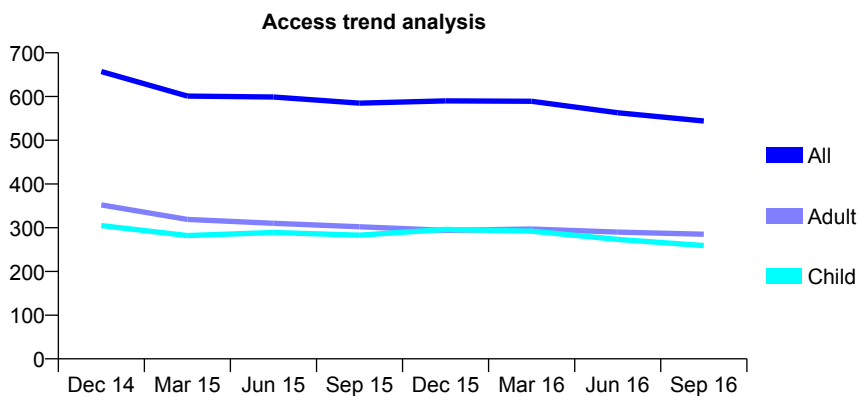
Q64 - Vital Signs At a Glance Contract Report for 272760/0002 - September 2016

Name or company name	MR BY CHAN
Contract type name	GDS Contract
Purpose of contract	General
Contract start date	16/12/2010
Contract end date	

16/17 Contracted general activity (UDA)	1,300
Carry forward general activity (UDA)	-26
16/17 Contracted orthodontic activity (UOA)	0
Carry forward orthodontic activity (UOA)	0
Baseline contract value	£31,020.71

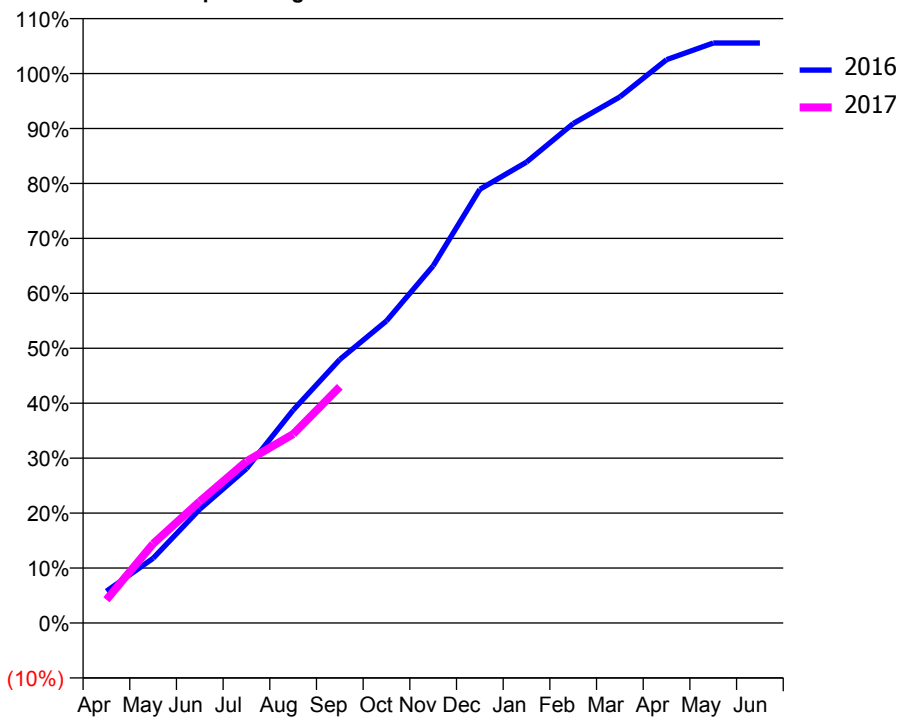
ACCESS*

Patients seen in 24 months	Total	Change since previous quarter
Quarter ending September 2015	585	
Quarter ending December 2015	590	→
Quarter ending March 2016	589	→
Quarter ending June 2016	563	↓
Quarter ending September 2016	544	↓
Variance since September 2015	(7.0%)	↓



ACTIVITY

Cumulative percentage of contracted UDA delivered 2016 & 2017



Adjusted Scheduled Activity (UDA)

Month	2016	2017
April	75	55
May	153	188
June	269	288
July	365	383
August	504	447
September	623	559
October	715	
November	845	
December	1,026	
January	1,090	
February	1,182	
March	1,245	
April	1,333	
May	1,372	
June	1,372	

QUALITY

	Quantity	Base Number	Contract	AT	Region	England
% of FP17s for the same patient ID Re-attending within 3 months - Children	3	235	1.3%	9.6%	11.8%	12.4%
% of FP17s for the same patient ID Re-attending within 3 months - Adults	14	172	8.1%	14.3%	16.6%	16.7%
% of FP17s for the same patient ID Re-attending between 3 & 9 months - Children	114	235	48.5%	60.6%	60.2%	57.4%
% of FP17s for the same patient ID Re-attending between 3 & 9 months - Adults	65	172	37.8%	52.7%	52.0%	50.5%
% of FP17s for Band 1 Urgent Courses	9	331	2.7%	7.7%	9.4%	9.1%
% of FP17s Relating to Free Repair or Replacements	1	331	0.3%	0.8%	0.7%	0.8%
% of FP17s Relating to Continuations	6	331	1.8%	1.3%	1.2%	1.3%
% of Patients satisfied with the dentistry they have received	2	2	N/A	93.4%	93.6%	93.2%
% of Patients satisfied with the time they had to wait for an appointment	2	2	N/A	88.9%	89.1%	89.0%

* This is based on patients treated on this contract for their most recent course of treatment. Figures in italics indicate the base number of FP17s or Patient Questionnaire responses are less than 100. N/A is shown where the base number of responses is less than 10 during the period. % is calculated as Quantity/Base number*100

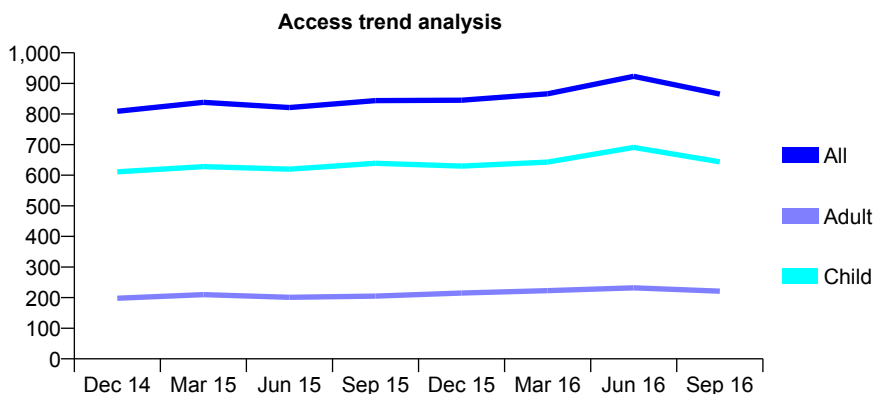
Q64 - Vital Signs At a Glance Contract Report for 272795/0001 - September 2016

Name or company name	MR MF ISAACS
Contract type name	GDS Contract
Purpose of contract	General
Contract start date	07/02/2007
Contract end date	

16/17 Contracted general activity (UDA)	2,000
Carry forward general activity (UDA)	0
16/17 Contracted orthodontic activity (UOA)	0
Carry forward orthodontic activity (UOA)	0
Baseline contract value	£39,370.65

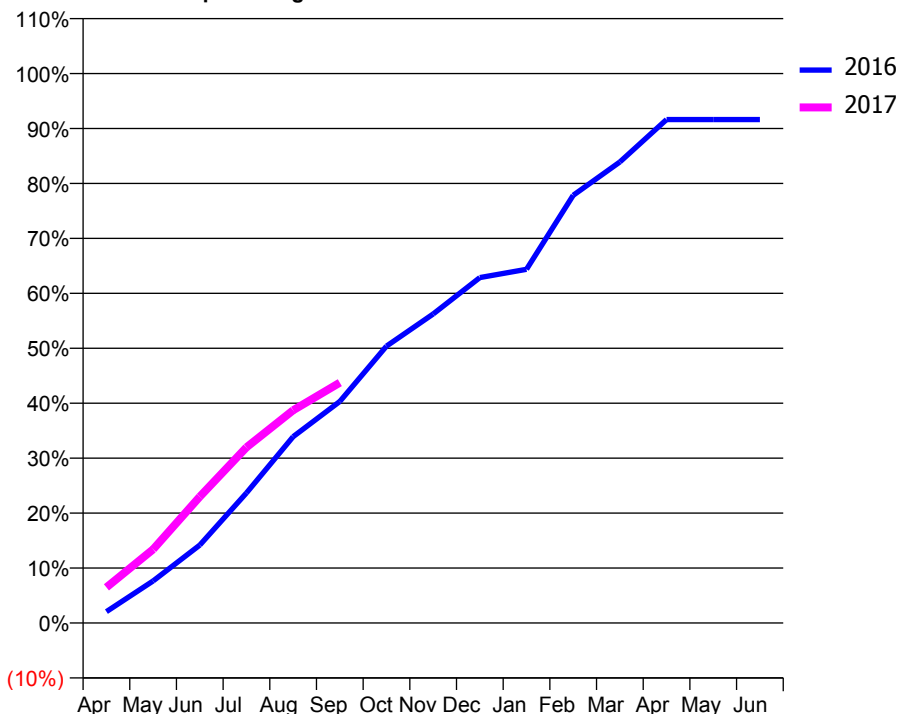
ACCESS*

Patients seen in 24 months	Total	Change since previous quarter
Quarter ending September 2015	844	
Quarter ending December 2015	845	→
Quarter ending March 2016	866	↑
Quarter ending June 2016	923	↑
Quarter ending September 2016	865	↓
Variance since September 2015	2.5%	↑



ACTIVITY

Cumulative percentage of contracted UDA delivered 2016 & 2017



Adjusted Scheduled Activity (UDA)

Month	2016	2017
April	41	130
May	153	268
June	284	460
July	473	639
August	678	774
September	806	875
October	1,008	
November	1,125	
December	1,257	
January	1,287	
February	1,557	
March	1,678	
April	1,832	
May	1,832	
June	1,832	

QUALITY

	Quantity	Base Number	Contract	AT	Region	England
% of FP17s for the same patient ID Re-attending within 3 months - Children	39	527	7.4%	9.6%	11.8%	12.4%
% of FP17s for the same patient ID Re-attending within 3 months - Adults	18	138	13.0%	14.3%	16.6%	16.7%
% of FP17s for the same patient ID Re-attending between 3 & 9 months - Children	295	527	56.0%	60.6%	60.2%	57.4%
% of FP17s for the same patient ID Re-attending between 3 & 9 months - Adults	60	138	43.5%	52.7%	52.0%	50.5%
% of FP17s for Band 1 Urgent Courses	45	581	7.7%	7.7%	9.4%	9.1%
% of FP17s Relating to Free Repair or Replacements	0	581	0.0%	0.8%	0.7%	0.8%
% of FP17s Relating to Continuations	12	581	2.1%	1.3%	1.2%	1.3%
% of Patients satisfied with the dentistry they have received	2	2	N/A	93.4%	93.6%	93.2%
% of Patients satisfied with the time they had to wait for an appointment	2	2	N/A	88.9%	89.1%	89.0%

* This is based on patients treated on this contract for their most recent course of treatment. Figures in italics indicate the base number of FP17s or Patient Questionnaire responses are less than 100. N/A is shown where the base number of responses is less than 10 during the period. % is calculated as Quantity/Base number*100

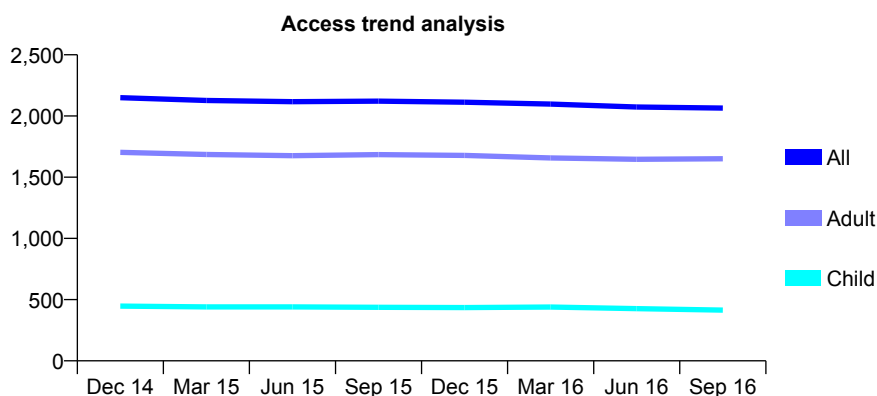
Q64 - Vital Signs At a Glance Contract Report for 303828/0001 - September 2016

Name or company name	MR J ROBSON
Contract type name	GDS Contract
Purpose of contract	General
Contract start date	01/04/2006
Contract end date	

16/17 Contracted general activity (UDA)	6,039
Carry forward general activity (UDA)	-103
16/17 Contracted orthodontic activity (UOA)	0
Carry forward orthodontic activity (UOA)	0
Baseline contract value	£165,998.25

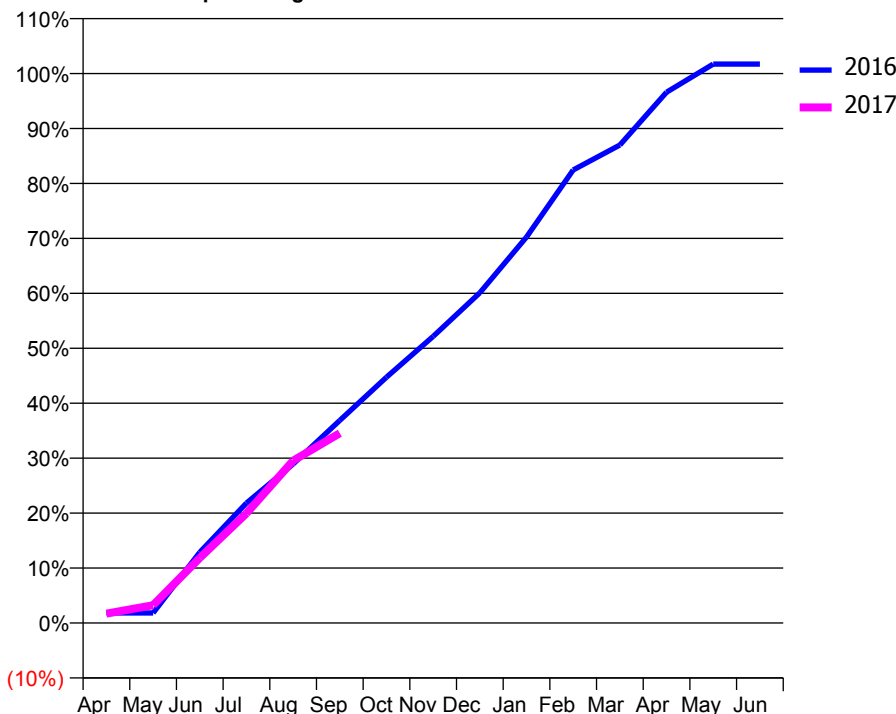
ACCESS*

Patients seen in 24 months	Total	Change since previous quarter
Quarter ending September 2015	2,122	
Quarter ending December 2015	2,113	→
Quarter ending March 2016	2,097	→
Quarter ending June 2016	2,073	↓
Quarter ending September 2016	2,065	→
Variance since September 2015	(2.7%)	↓



ACTIVITY

Cumulative percentage of contracted UDA delivered 2016 & 2017



Month	Adjusted Scheduled Activity (UDA)	
	2016	2017
April	111	103
May	111	196
June	777	716
July	1,318	1,206
August	1,747	1,785
September	2,227	2,087
October	2,702	
November	3,149	
December	3,629	
January	4,242	
February	4,980	
March	5,253	
April	5,833	
May	6,142	
June	6,142	

QUALITY

	Quantity	Base Number	Contract	AT	Region	England
% of FP17s for the same patient ID Re-attending within 3 months - Children	14	359	3.9%	9.6%	11.8%	12.4%
% of FP17s for the same patient ID Re-attending within 3 months - Adults	198	1,358	14.6%	14.3%	16.6%	16.7%
% of FP17s for the same patient ID Re-attending between 3 & 9 months - Children	239	359	66.6%	60.6%	60.2%	57.4%
% of FP17s for the same patient ID Re-attending between 3 & 9 months - Adults	938	1,358	69.1%	52.7%	52.0%	50.5%
% of FP17s for Band 1 Urgent Courses	94	1,115	8.4%	7.7%	9.4%	9.1%
% of FP17s Relating to Free Repair or Replacements	14	1,115	1.3%	0.8%	0.7%	0.8%
% of FP17s Relating to Continuations	7	1,115	0.6%	1.3%	1.2%	1.3%
% of Patients satisfied with the dentistry they have received	4	4	N/A	93.4%	93.6%	93.2%
% of Patients satisfied with the time they had to wait for an appointment	4	4	N/A	88.9%	89.1%	89.0%

* This is based on patients treated on this contract for their most recent course of treatment. Figures in italics indicate the base number of FP17s or Patient Questionnaire responses are less than 100. N/A is shown where the base number of responses is less than 10 during the period. % is calculated as Quantity/Base number*100

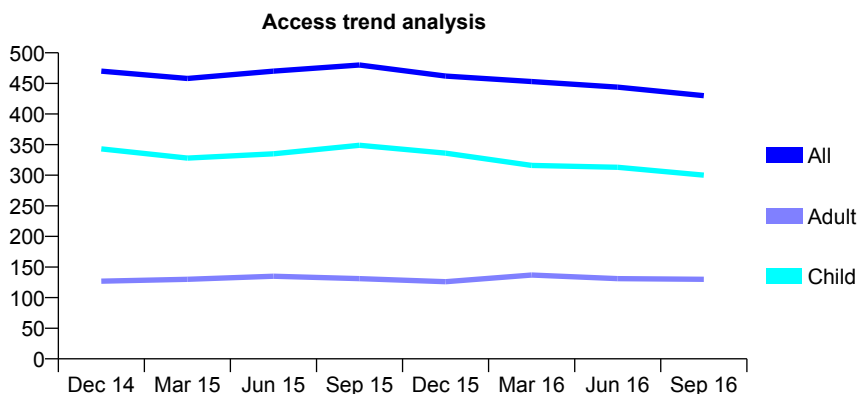
Q64 - Vital Signs At a Glance Contract Report for 308951/0001 - September 2016

Name or company name	MR DM MEDCALF
Contract type name	GDS Contract
Purpose of contract	General
Contract start date	01/04/2006
Contract end date	

16/17 Contracted general activity (UDA)	800
Carry forward general activity (UDA)	0
16/17 Contracted orthodontic activity (UOA)	0
Carry forward orthodontic activity (UOA)	0
Baseline contract value	£16,893.43

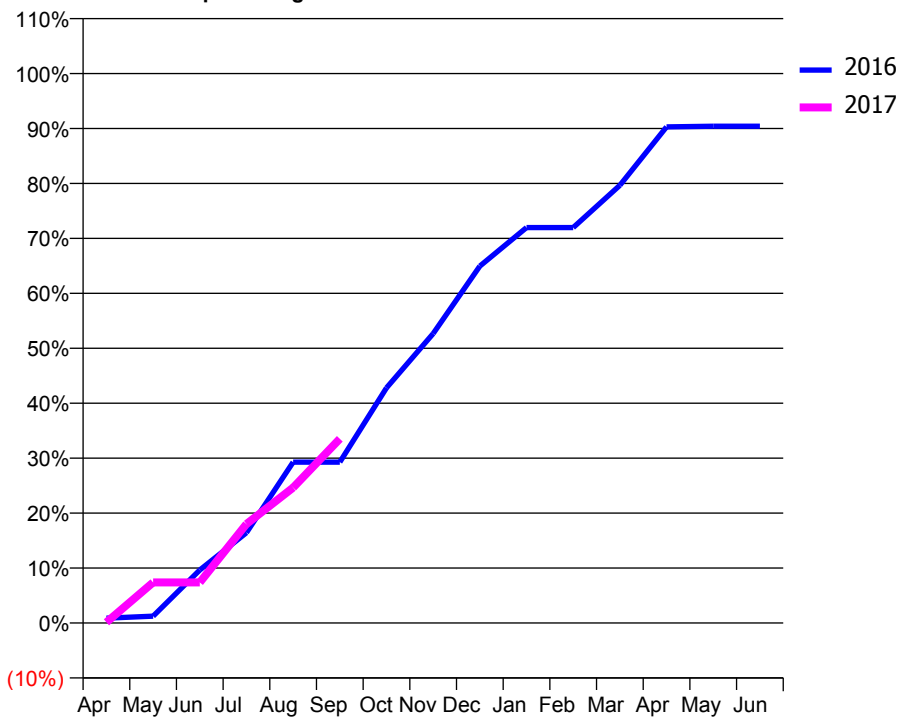
ACCESS*

Patients seen in 24 months	Total	Change since previous quarter
Quarter ending September 2015	480	
Quarter ending December 2015	462	↓
Quarter ending March 2016	453	↓
Quarter ending June 2016	444	↓
Quarter ending September 2016	430	↓
Variance since September 2015	(10.4%)	↓



ACTIVITY

Cumulative percentage of contracted UDA delivered 2016 & 2017



Month	Adjusted Scheduled Activity (UDA)	
	2016	2017
April	7	1
May	10	59
June	77	59
July	132	144
August	234	197
September	234	268
October	342	
November	421	
December	520	
January	576	
February	576	
March	637	
April	722	
May	723	
June	723	

QUALITY

	Quantity	Base Number	Contract	AT	Region	England
% of FP17s for the same patient ID Re-attending within 3 months - Children	4	188	2.1%	9.6%	11.8%	12.4%
% of FP17s for the same patient ID Re-attending within 3 months - Adults	3	54	5.6%	14.3%	16.6%	16.7%
% of FP17s for the same patient ID Re-attending between 3 & 9 months - Children	107	188	56.9%	60.6%	60.2%	57.4%
% of FP17s for the same patient ID Re-attending between 3 & 9 months - Adults	26	54	48.1%	52.7%	52.0%	50.5%
% of FP17s for Band 1 Urgent Courses	1	179	0.6%	7.7%	9.4%	9.1%
% of FP17s Relating to Free Repair or Replacements	0	179	0.0%	0.8%	0.7%	0.8%
% of FP17s Relating to Continuations	0	179	0.0%	1.3%	1.2%	1.3%
% of Patients satisfied with the dentistry they have received	1	1	N/A	93.4%	93.6%	93.2%
% of Patients satisfied with the time they had to wait for an appointment	1	1	N/A	88.9%	89.1%	89.0%

* This is based on patients treated on this contract for their most recent course of treatment. Figures in italics indicate the base number of FP17s or Patient Questionnaire responses are less than 100. N/A is shown where the base number of responses is less than 10 during the period. % is calculated as Quantity/Base number*100

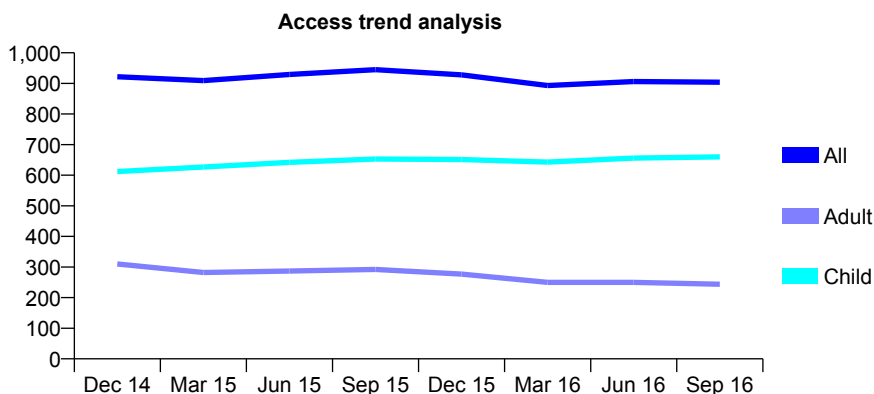
Q64 - Vital Signs At a Glance Contract Report for 320072/0001 - September 2016

Name or company name	MR JD HUNT
Contract type name	GDS Contract
Purpose of contract	General
Contract start date	01/04/2006
Contract end date	

16/17 Contracted general activity (UDA)	2,630
Carry forward general activity (UDA)	41
16/17 Contracted orthodontic activity (UOA)	0
Carry forward orthodontic activity (UOA)	0
Baseline contract value	£83,398.43

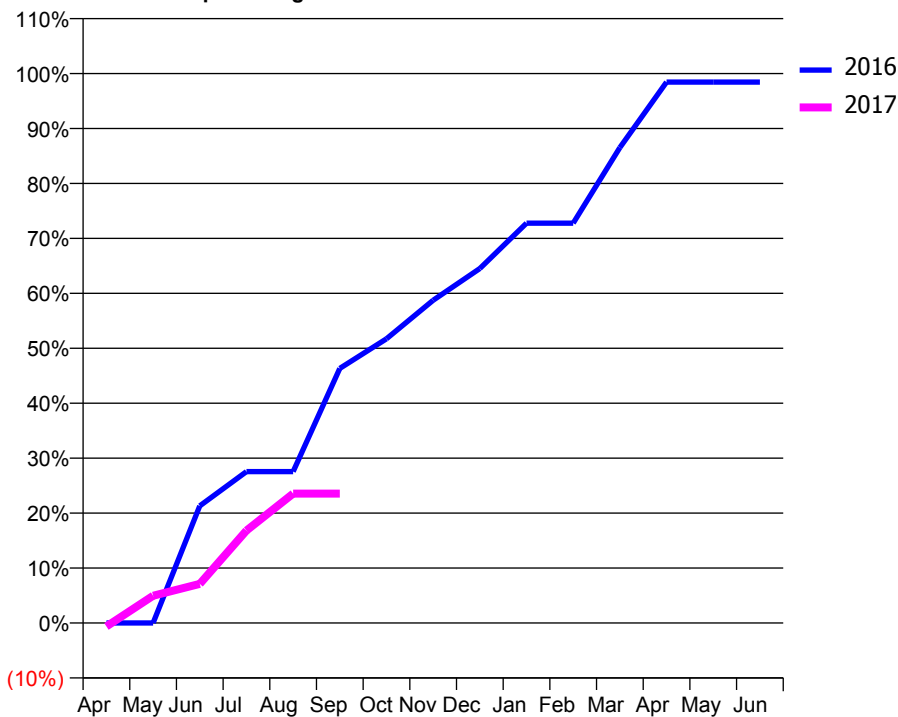
ACCESS*

Patients seen in 24 months	Total	Change since previous quarter
Quarter ending September 2015	945	
Quarter ending December 2015	928	↓
Quarter ending March 2016	893	↓
Quarter ending June 2016	906	→
Quarter ending September 2016	904	→
Variance since September 2015	(4.3%)	↓



ACTIVITY

Cumulative percentage of contracted UDA delivered 2016 & 2017



Adjusted Scheduled Activity (UDA)

Month	2016	2017
April	0	-17
May	0	131
June	561	188
July	724	442
August	724	619
September	1,219	619
October	1,360	
November	1,545	
December	1,697	
January	1,913	
February	1,913	
March	2,276	
April	2,589	
May	2,589	
June	2,589	

QUALITY

	Quantity	Base Number	Contract	AT	Region	England
% of FP17s for the same patient ID Re-attending within 3 months - Children	13	406	3.2%	9.6%	11.8%	12.4%
% of FP17s for the same patient ID Re-attending within 3 months - Adults	14	103	13.6%	14.3%	16.6%	16.7%
% of FP17s for the same patient ID Re-attending between 3 & 9 months - Children	246	406	60.6%	60.6%	60.2%	57.4%
% of FP17s for the same patient ID Re-attending between 3 & 9 months - Adults	54	103	52.4%	52.7%	52.0%	50.5%
% of FP17s for Band 1 Urgent Courses	11	365	3.0%	7.7%	9.4%	9.1%
% of FP17s Relating to Free Repair or Replacements	2	365	0.5%	0.8%	0.7%	0.8%
% of FP17s Relating to Continuations	7	365	1.9%	1.3%	1.2%	1.3%
% of Patients satisfied with the dentistry they have received	0	0	N/A	93.4%	93.6%	93.2%
% of Patients satisfied with the time they had to wait for an appointment	0	0	N/A	88.9%	89.1%	89.0%

* This is based on patients treated on this contract for their most recent course of treatment. Figures in italics indicate the base number of FP17s or Patient Questionnaire responses are less than 100. N/A is shown where the base number of responses is less than 10 during the period. % is calculated as Quantity/Base number*100

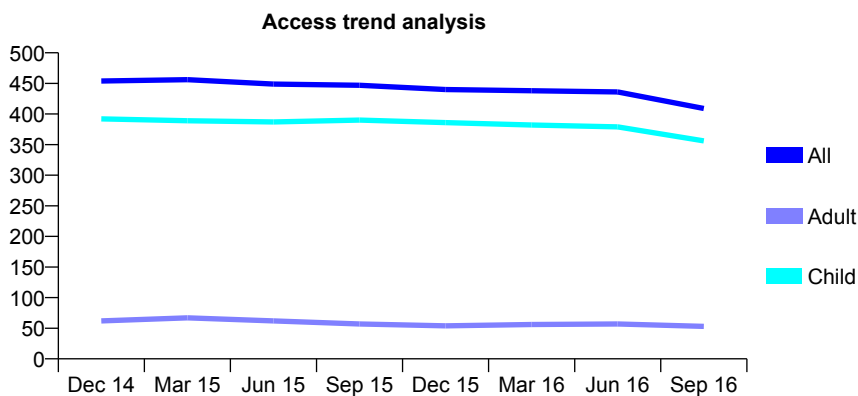
Q64 - Vital Signs At a Glance Contract Report for 325058/0001 - September 2016

Name or company name	MRS VL VAUGHAN
Contract type name	GDS Contract
Purpose of contract	General
Contract start date	01/04/2006
Contract end date	

16/17 Contracted general activity (UDA)	600
Carry forward general activity (UDA)	-12
16/17 Contracted orthodontic activity (UOA)	0
Carry forward orthodontic activity (UOA)	0
Baseline contract value	£15,846.23

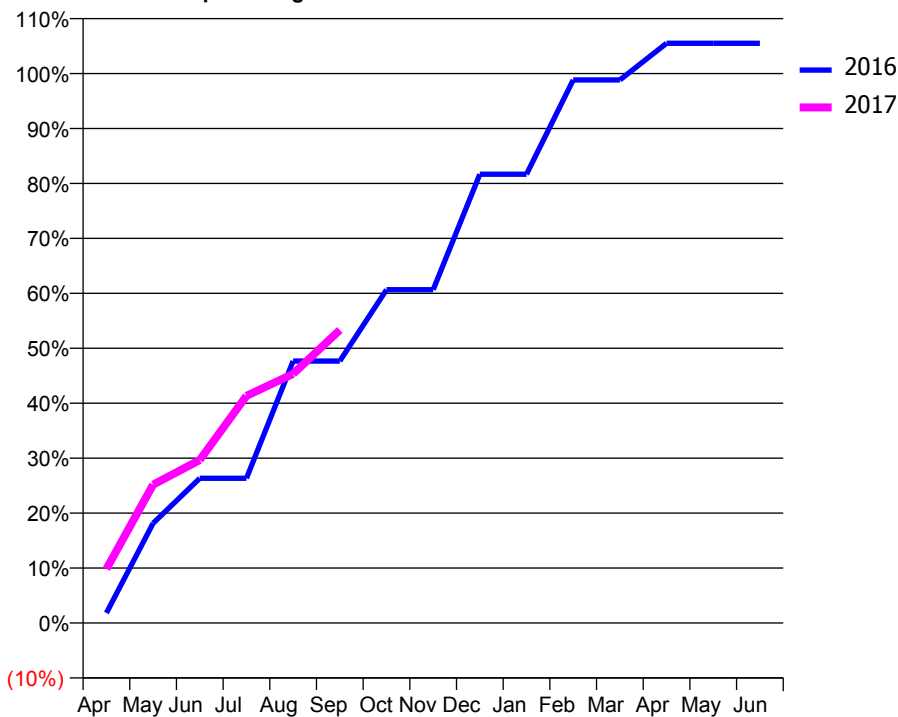
ACCESS*

Patients seen in 24 months	Total	Change since previous quarter
Quarter ending September 2015	447	
Quarter ending December 2015	440	↓
Quarter ending March 2016	438	→
Quarter ending June 2016	436	→
Quarter ending September 2016	409	↓
Variance since September 2015	(8.5%)	↓



ACTIVITY

Cumulative percentage of contracted UDA delivered 2016 & 2017



Adjusted Scheduled Activity (UDA)

Month	2016	2017
April	11	59
May	109	151
June	158	178
July	158	248
August	286	272
September	286	320
October	364	
November	364	
December	490	
January	490	
February	593	
March	593	
April	633	
May	633	
June	633	

QUALITY

	Quantity	Base Number	Contract	AT	Region	England
% of FP17s for the same patient ID Re-attending within 3 months - Children	7	236	3.0%	9.6%	11.8%	12.4%
% of FP17s for the same patient ID Re-attending within 3 months - Adults	0	8	0.0%	14.3%	16.6%	16.7%
% of FP17s for the same patient ID Re-attending between 3 & 9 months - Children	126	236	53.4%	60.6%	60.2%	57.4%
% of FP17s for the same patient ID Re-attending between 3 & 9 months - Adults	3	8	37.5%	52.7%	52.0%	50.5%
% of FP17s for Band 1 Urgent Courses	0	220	0.0%	7.7%	9.4%	9.1%
% of FP17s Relating to Free Repair or Replacements	0	220	0.0%	0.8%	0.7%	0.8%
% of FP17s Relating to Continuations	1	220	0.5%	1.3%	1.2%	1.3%
% of Patients satisfied with the dentistry they have received	1	1	N/A	93.4%	93.6%	93.2%
% of Patients satisfied with the time they had to wait for an appointment	0	1	N/A	88.9%	89.1%	89.0%

* This is based on patients treated on this contract for their most recent course of treatment. Figures in italics indicate the base number of FP17s or Patient Questionnaire responses are less than 100. N/A is shown where the base number of responses is less than 10 during the period. % is calculated as Quantity/Base number*100

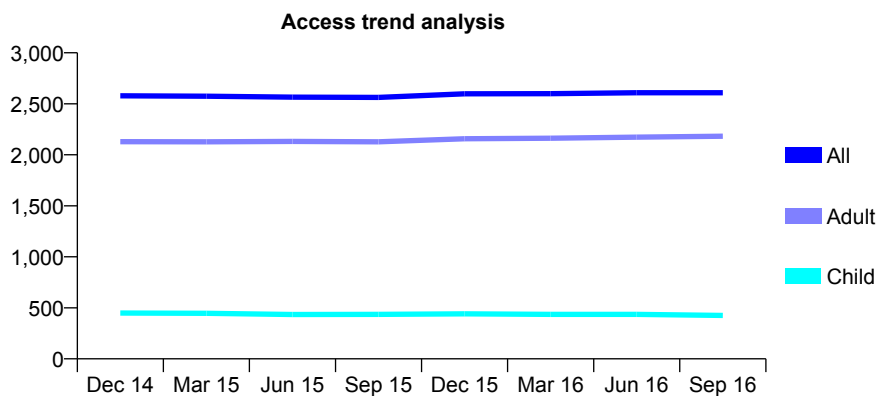
Q64 - Vital Signs At a Glance Contract Report for 325899/0001 - September 2016

Name or company name	MR ID STORRAR
Contract type name	GDS Contract
Purpose of contract	General
Contract start date	01/04/2006
Contract end date	

16/17 Contracted general activity (UDA)	7,900
Carry forward general activity (UDA)	0
16/17 Contracted orthodontic activity (UOA)	0
Carry forward orthodontic activity (UOA)	0
Baseline contract value	£163,821.35

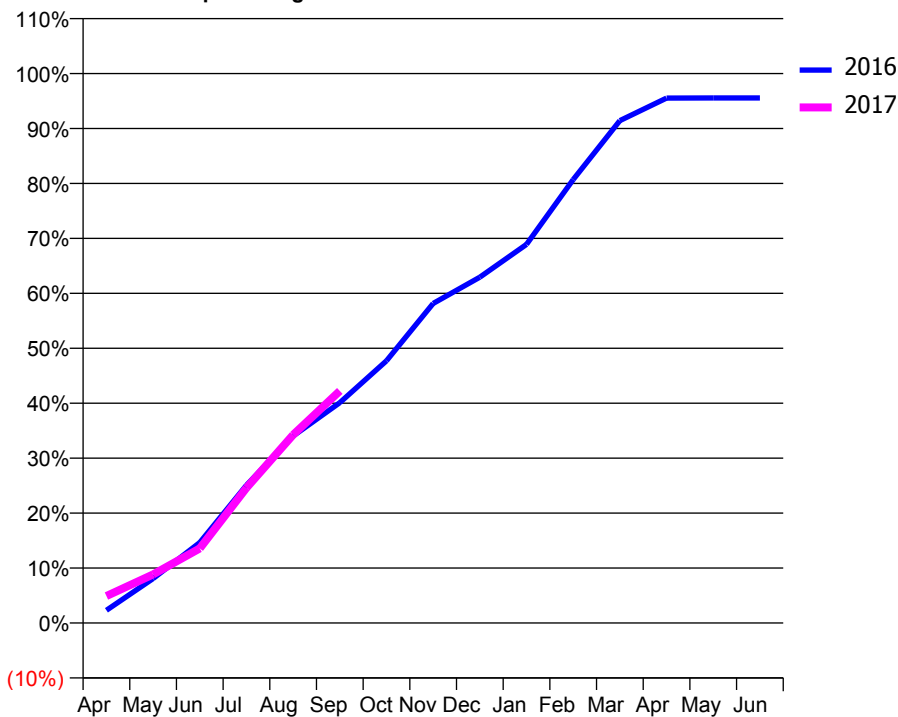
ACCESS*

Patients seen in 24 months	Total	Change since previous quarter
Quarter ending September 2015	2,563	
Quarter ending December 2015	2,598	→
Quarter ending March 2016	2,599	→
Quarter ending June 2016	2,609	→
Quarter ending September 2016	2,608	→
Variance since September 2015	1.8%	→



ACTIVITY

Cumulative percentage of contracted UDA delivered 2016 & 2017



Month	Adjusted Scheduled Activity (UDA)	
	2016	2017
April	184	388
May	638	698
June	1,157	1,073
July	1,981	1,943
August	2,689	2,707
September	3,168	3,336
October	3,770	
November	4,594	
December	4,972	
January	5,443	
February	6,376	
March	7,222	
April	7,547	
May	7,549	
June	7,549	

QUALITY

	Quantity	Base Number	Contract	AT	Region	England
% of FP17s for the same patient ID Re-attending within 3 months - Children	29	357	8.1%	9.6%	11.8%	12.4%
% of FP17s for the same patient ID Re-attending within 3 months - Adults	238	1,583	15.0%	14.3%	16.6%	16.7%
% of FP17s for the same patient ID Re-attending between 3 & 9 months - Children	229	357	64.1%	60.6%	60.2%	57.4%
% of FP17s for the same patient ID Re-attending between 3 & 9 months - Adults	842	1,583	53.2%	52.7%	52.0%	50.5%
% of FP17s for Band 1 Urgent Courses	138	1,764	7.8%	7.7%	9.4%	9.1%
% of FP17s Relating to Free Repair or Replacements	49	1,764	2.8%	0.8%	0.7%	0.8%
% of FP17s Relating to Continuations	34	1,764	1.9%	1.3%	1.2%	1.3%
% of Patients satisfied with the dentistry they have received	25	26	96.2%	93.4%	93.6%	93.2%
% of Patients satisfied with the time they had to wait for an appointment	26	26	100.0%	88.9%	89.1%	89.0%

* This is based on patients treated on this contract for their most recent course of treatment. Figures in italics indicate the base number of FP17s or Patient Questionnaire responses are less than 100. N/A is shown where the base number of responses is less than 10 during the period. % is calculated as Quantity/Base number*100

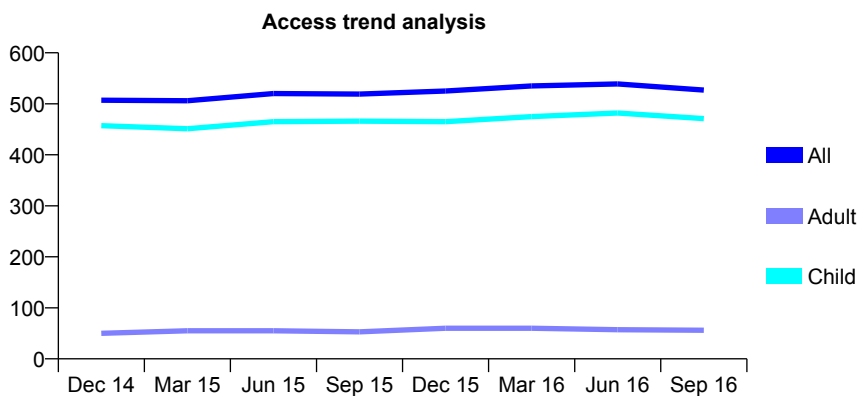
Q64 - Vital Signs At a Glance Contract Report for 334219/0001 - September 2016

Name or company name	MR NM HARRIS
Contract type name	GDS Contract
Purpose of contract	General
Contract start date	01/04/2006
Contract end date	

16/17 Contracted general activity (UDA)	1,850
Carry forward general activity (UDA)	2
16/17 Contracted orthodontic activity (UOA)	0
Carry forward orthodontic activity (UOA)	0
Baseline contract value	£61,477.35

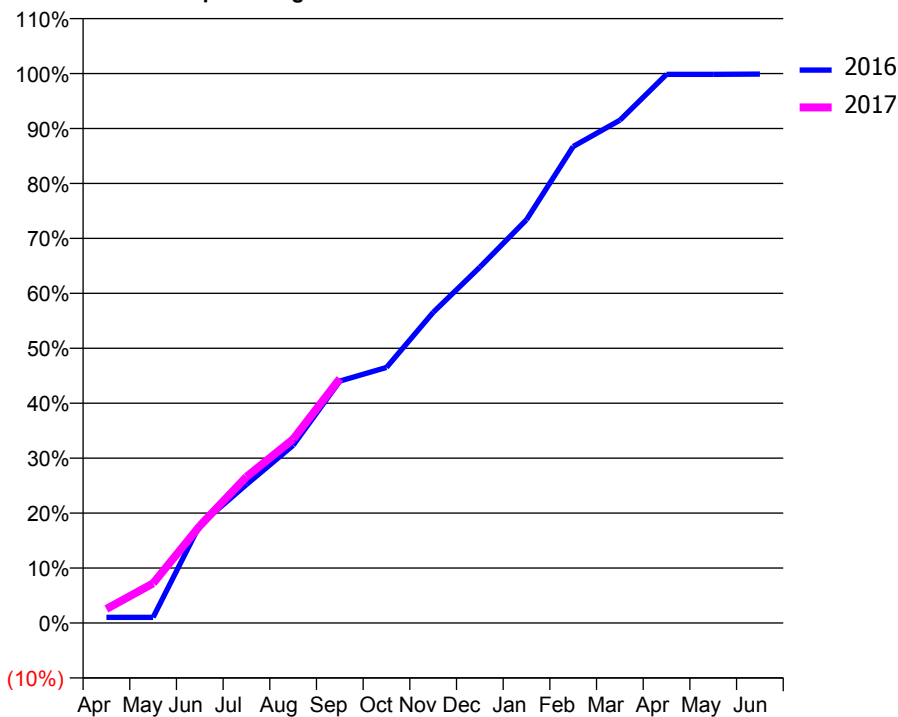
ACCESS*

Patients seen in 24 months	Total	Change since previous quarter
Quarter ending September 2015	519	
Quarter ending December 2015	525	→
Quarter ending March 2016	535	→
Quarter ending June 2016	539	→
Quarter ending September 2016	527	↓
Variance since September 2015	1.5%	→



ACTIVITY

Cumulative percentage of contracted UDA delivered 2016 & 2017



Adjusted Scheduled Activity (UDA)

Month	2016	2017
April	19	47
May	19	133
June	330	327
July	466	492
August	598	619
September	814	823
October	860	
November	1,046	
December	1,198	
January	1,358	
February	1,604	
March	1,693	
April	1,847	
May	1,847	
June	1,848	

QUALITY

	Quantity	Base Number	Contract	AT	Region	England
% of FP17s for the same patient ID Re-attending within 3 months - Children	43	452	9.5%	9.6%	11.8%	12.4%
% of FP17s for the same patient ID Re-attending within 3 months - Adults	2	20	10.0%	14.3%	16.6%	16.7%
% of FP17s for the same patient ID Re-attending between 3 & 9 months - Children	336	452	74.3%	60.6%	60.2%	57.4%
% of FP17s for the same patient ID Re-attending between 3 & 9 months - Adults	14	20	70.0%	52.7%	52.0%	50.5%
% of FP17s for Band 1 Urgent Courses	24	385	6.2%	7.7%	9.4%	9.1%
% of FP17s Relating to Free Repair or Replacements	0	385	0.0%	0.8%	0.7%	0.8%
% of FP17s Relating to Continuations	0	385	0.0%	1.3%	1.2%	1.3%
% of Patients satisfied with the dentistry they have received	2	2	N/A	93.4%	93.6%	93.2%
% of Patients satisfied with the time they had to wait for an appointment	1	2	N/A	88.9%	89.1%	89.0%

* This is based on patients treated on this contract for their most recent course of treatment. Figures in italics indicate the base number of FP17s or Patient Questionnaire responses are less than 100. N/A is shown where the base number of responses is less than 10 during the period. % is calculated as Quantity/Base number*100

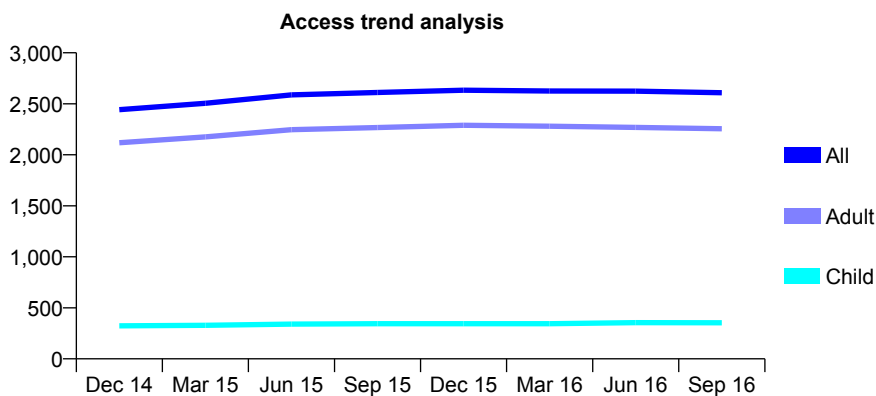
Q64 - Vital Signs At a Glance Contract Report for 335193/0001 - September 2016

Name or company name	MISS KJ TIMOTHY
Contract type name	GDS Contract
Purpose of contract	General
Contract start date	01/04/2006
Contract end date	

16/17 Contracted general activity (UDA)	6,535
Carry forward general activity (UDA)	0
16/17 Contracted orthodontic activity (UOA)	0
Carry forward orthodontic activity (UOA)	0
Baseline contract value	£187,371.10

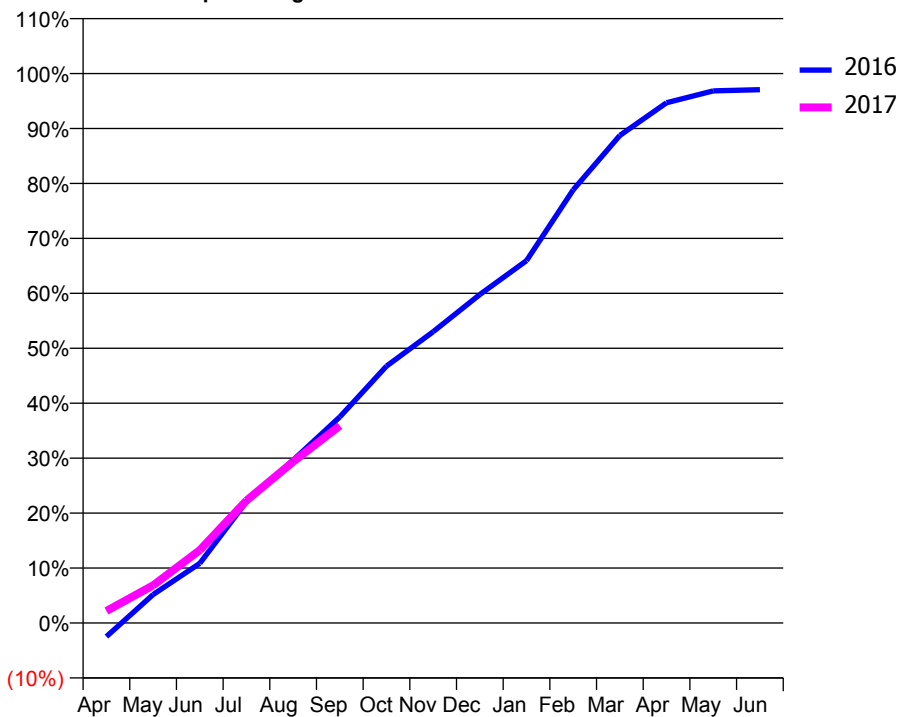
ACCESS*

Patients seen in 24 months	Total	Change since previous quarter
Quarter ending September 2015	2,611	
Quarter ending December 2015	2,633	→
Quarter ending March 2016	2,626	→
Quarter ending June 2016	2,624	→
Quarter ending September 2016	2,609	→
Variance since September 2015	(0.1%)	→



ACTIVITY

Cumulative percentage of contracted UDA delivered 2016 & 2017



Month	Adjusted Scheduled Activity (UDA)	
	2016	2017
April	-163	143
May	338	447
June	710	867
July	1,442	1,457
August	1,937	1,919
September	2,452	2,347
October	3,056	
November	3,464	
December	3,907	
January	4,309	
February	5,152	
March	5,799	
April	6,187	
May	6,328	
June	6,342	

QUALITY

	Quantity	Base Number	Contract	AT	Region	England
% of FP17s for the same patient ID Re-attending within 3 months - Children	20	271	7.4%	9.6%	11.8%	12.4%
% of FP17s for the same patient ID Re-attending within 3 months - Adults	177	1,324	13.4%	14.3%	16.6%	16.7%
% of FP17s for the same patient ID Re-attending between 3 & 9 months - Children	155	271	57.2%	60.6%	60.2%	57.4%
% of FP17s for the same patient ID Re-attending between 3 & 9 months - Adults	631	1,324	47.7%	52.7%	52.0%	50.5%
% of FP17s for Band 1 Urgent Courses	114	1,384	8.2%	7.7%	9.4%	9.1%
% of FP17s Relating to Free Repair or Replacements	7	1,384	0.5%	0.8%	0.7%	0.8%
% of FP17s Relating to Continuations	37	1,384	2.7%	1.3%	1.2%	1.3%
% of Patients satisfied with the dentistry they have received	6	7	N/A	93.4%	93.6%	93.2%
% of Patients satisfied with the time they had to wait for an appointment	6	7	N/A	88.9%	89.1%	89.0%

* This is based on patients treated on this contract for their most recent course of treatment. Figures in italics indicate the base number of FP17s or Patient Questionnaire responses are less than 100. N/A is shown where the base number of responses is less than 10 during the period. % is calculated as Quantity/Base number*100

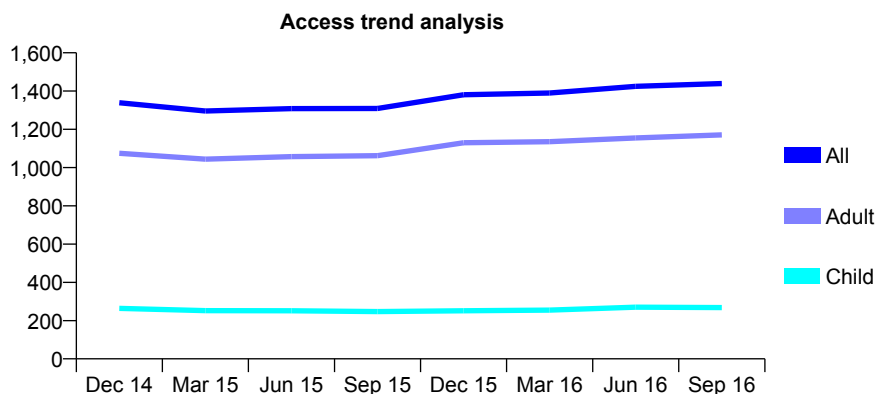
Q64 - Vital Signs At a Glance Contract Report for 335649/0001 - September 2016

Name or company name	MR GS SOLKER
Contract type name	GDS Contract
Purpose of contract	General
Contract start date	12/06/2006
Contract end date	

16/17 Contracted general activity (UDA)	4,300
Carry forward general activity (UDA)	0
16/17 Contracted orthodontic activity (UOA)	0
Carry forward orthodontic activity (UOA)	0
Baseline contract value	£98,425.61

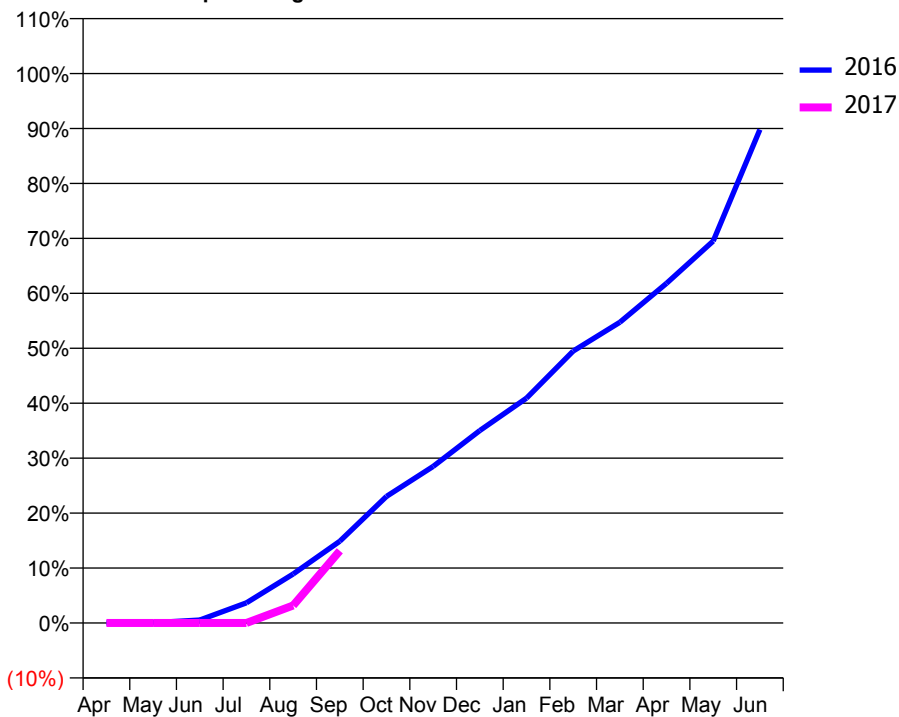
ACCESS*

Patients seen in 24 months	Total	Change since previous quarter
Quarter ending September 2015	1,309	
Quarter ending December 2015	1,381	↑
Quarter ending March 2016	1,390	→
Quarter ending June 2016	1,425	↑
Quarter ending September 2016	1,439	→
Variance since September 2015	9.9%	↑



ACTIVITY

Cumulative percentage of contracted UDA delivered 2016 & 2017



Month	Adjusted Scheduled Activity (UDA)	
	2016	2017
April	0	0
May	3	0
June	23	0
July	158	1
August	383	137
September	640	565
October	990	
November	1,226	
December	1,507	
January	1,760	
February	2,128	
March	2,353	
April	2,658	
May	2,989	
June	3,861	

QUALITY

	Quantity	Base Number	Contract	AT	Region	England
% of FP17s for the same patient ID Re-attending within 3 months - Children	8	181	4.4%	9.6%	11.8%	12.4%
% of FP17s for the same patient ID Re-attending within 3 months - Adults	50	720	6.9%	14.3%	16.6%	16.7%
% of FP17s for the same patient ID Re-attending between 3 & 9 months - Children	97	181	53.6%	60.6%	60.2%	57.4%
% of FP17s for the same patient ID Re-attending between 3 & 9 months - Adults	382	720	53.1%	52.7%	52.0%	50.5%
% of FP17s for Band 1 Urgent Courses	2	300	0.7%	7.7%	9.4%	9.1%
% of FP17s Relating to Free Repair or Replacements	0	300	0.0%	0.8%	0.7%	0.8%
% of FP17s Relating to Continuations	0	300	0.0%	1.3%	1.2%	1.3%
% of Patients satisfied with the dentistry they have received	7	9	N/A	93.4%	93.6%	93.2%
% of Patients satisfied with the time they had to wait for an appointment	8	9	N/A	88.9%	89.1%	89.0%

* This is based on patients treated on this contract for their most recent course of treatment. Figures in italics indicate the base number of FP17s or Patient Questionnaire responses are less than 100. N/A is shown where the base number of responses is less than 10 during the period. % is calculated as Quantity/Base number*100

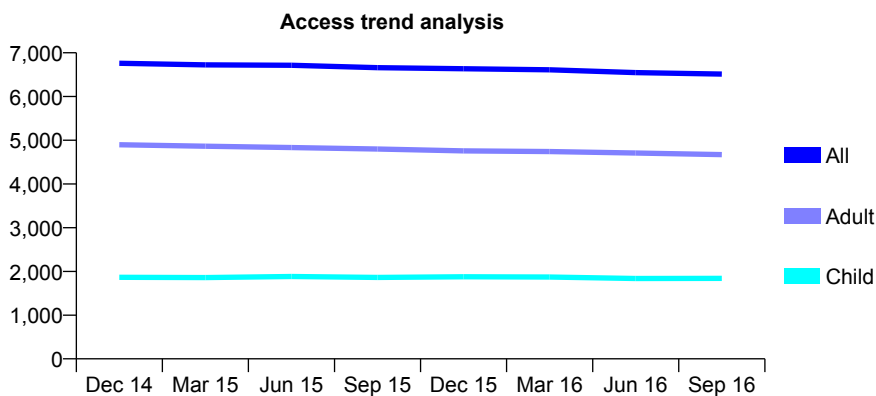
Q64 - Vital Signs At a Glance Contract Report for 344354/0001 - September 2016

Name or company name	MR CS FULLAWAY
Contract type name	GDS Contract
Purpose of contract	General
Contract start date	01/04/2006
Contract end date	

16/17 Contracted general activity (UDA)	12,742
Carry forward general activity (UDA)	-167
16/17 Contracted orthodontic activity (UOA)	0
Carry forward orthodontic activity (UOA)	0
Baseline contract value	£340,572.81

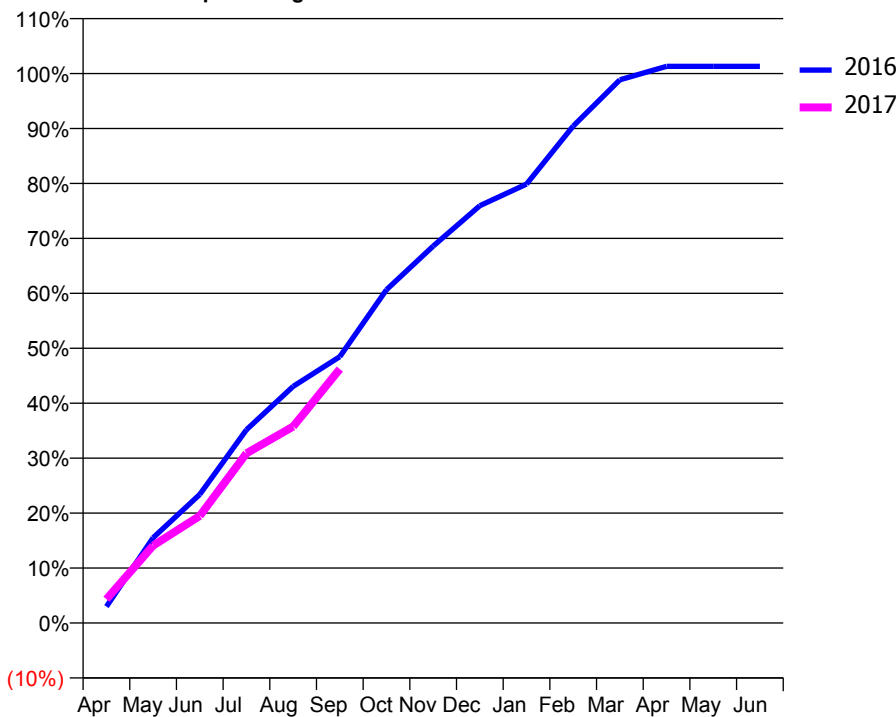
ACCESS*

Patients seen in 24 months	Total	Change since previous quarter
Quarter ending September 2015	6,659	
Quarter ending December 2015	6,635	→
Quarter ending March 2016	6,612	→
Quarter ending June 2016	6,546	→
Quarter ending September 2016	6,512	→
Variance since September 2015	(2.2%)	↓



ACTIVITY

Cumulative percentage of contracted UDA delivered 2016 & 2017



Month	Adjusted Scheduled Activity (UDA)	
	2016	2017
April	382	551
May	1,978	1,795
June	2,981	2,484
July	4,481	3,936
August	5,485	4,555
September	6,177	5,890
October	7,727	
November	8,741	
December	9,676	
January	10,177	
February	11,521	
March	12,594	
April	12,907	
May	12,908	
June	12,909	

QUALITY

	Quantity	Base Number	Contract	AT	Region	England
% of FP17s for the same patient ID Re-attending within 3 months - Children	94	1,275	7.4%	9.6%	11.8%	12.4%
% of FP17s for the same patient ID Re-attending within 3 months - Adults	577	3,147	18.3%	14.3%	16.6%	16.7%
% of FP17s for the same patient ID Re-attending between 3 & 9 months - Children	636	1,275	49.9%	60.6%	60.2%	57.4%
% of FP17s for the same patient ID Re-attending between 3 & 9 months - Adults	1,357	3,147	43.1%	52.7%	52.0%	50.5%
% of FP17s for Band 1 Urgent Courses	409	3,503	11.7%	7.7%	9.4%	9.1%
% of FP17s Relating to Free Repair or Replacements	28	3,503	0.8%	0.8%	0.7%	0.8%
% of FP17s Relating to Continuations	28	3,503	0.8%	1.3%	1.2%	1.3%
% of Patients satisfied with the dentistry they have received	15	16	93.8%	93.4%	93.6%	93.2%
% of Patients satisfied with the time they had to wait for an appointment	14	16	87.5%	88.9%	89.1%	89.0%

* This is based on patients treated on this contract for their most recent course of treatment. Figures in italics indicate the base number of FP17s or Patient Questionnaire responses are less than 100. N/A is shown where the base number of responses is less than 10 during the period. % is calculated as Quantity/Base number*100

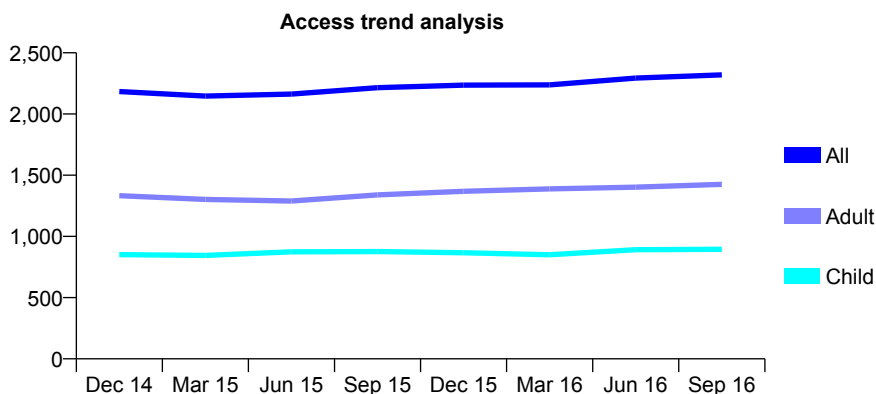
Q64 - Vital Signs At a Glance Contract Report for 354198/0001 - September 2016

Name or company name	MR F ABBASSIAN
Contract type name	GDS Contract
Purpose of contract	General
Contract start date	01/04/2006
Contract end date	

16/17 Contracted general activity (UDA)	8,643
Carry forward general activity (UDA)	329
16/17 Contracted orthodontic activity (UOA)	0
Carry forward orthodontic activity (UOA)	0
Baseline contract value	£212,525.48

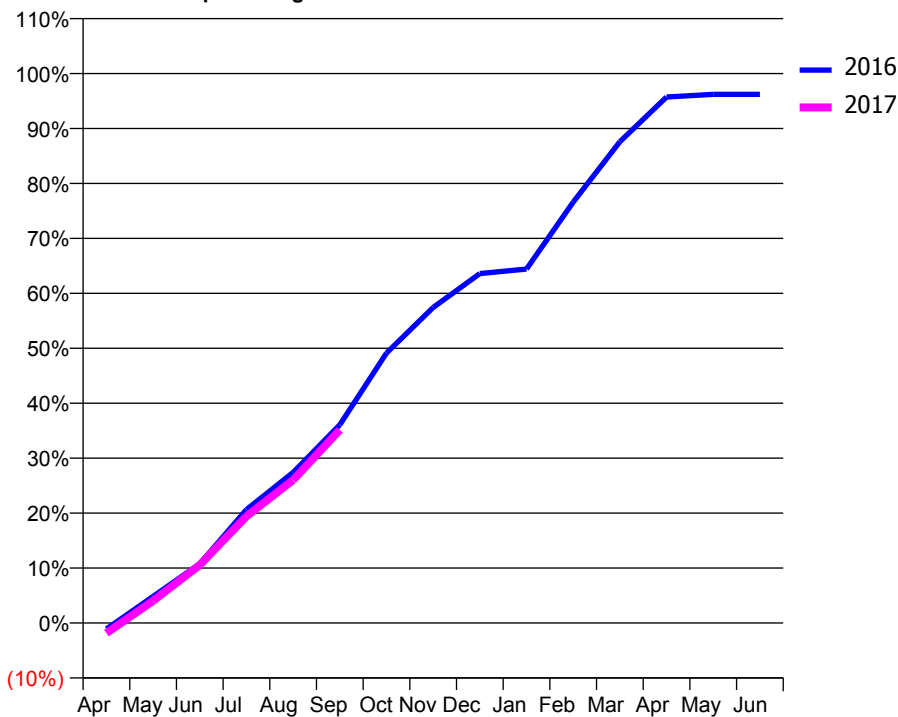
ACCESS*

Patients seen in 24 months	Total	Change since previous quarter
Quarter ending September 2015	2,215	
Quarter ending December 2015	2,236	→
Quarter ending March 2016	2,238	→
Quarter ending June 2016	2,294	↑
Quarter ending September 2016	2,320	→
Variance since September 2015	4.7%	↑



ACTIVITY

Cumulative percentage of contracted UDA delivered 2016 & 2017



Adjusted Scheduled Activity (UDA)

Month	2016	2017
April	-95	-160
May	419	349
June	933	913
July	1,784	1,678
August	2,369	2,249
September	3,117	3,038
October	4,247	
November	4,963	
December	5,496	
January	5,568	
February	6,621	
March	7,570	
April	8,272	
May	8,314	
June	8,314	

QUALITY

	Quantity	Base Number	Contract	AT	Region	England
% of FP17s for the same patient ID Re-attending within 3 months - Children	44	675	6.5%	9.6%	11.8%	12.4%
% of FP17s for the same patient ID Re-attending within 3 months - Adults	132	886	14.9%	14.3%	16.6%	16.7%
% of FP17s for the same patient ID Re-attending between 3 & 9 months - Children	346	675	51.3%	60.6%	60.2%	57.4%
% of FP17s for the same patient ID Re-attending between 3 & 9 months - Adults	347	886	39.2%	52.7%	52.0%	50.5%
% of FP17s for Band 1 Urgent Courses	80	1,311	6.1%	7.7%	9.4%	9.1%
% of FP17s Relating to Free Repair or Replacements	4	1,311	0.3%	0.8%	0.7%	0.8%
% of FP17s Relating to Continuations	27	1,311	2.1%	1.3%	1.2%	1.3%
% of Patients satisfied with the dentistry they have received	5	5	N/A	93.4%	93.6%	93.2%
% of Patients satisfied with the time they had to wait for an appointment	4	5	N/A	88.9%	89.1%	89.0%

* This is based on patients treated on this contract for their most recent course of treatment. Figures in italics indicate the base number of FP17s or Patient Questionnaire responses are less than 100. N/A is shown where the base number of responses is less than 10 during the period. % is calculated as Quantity/Base number*100

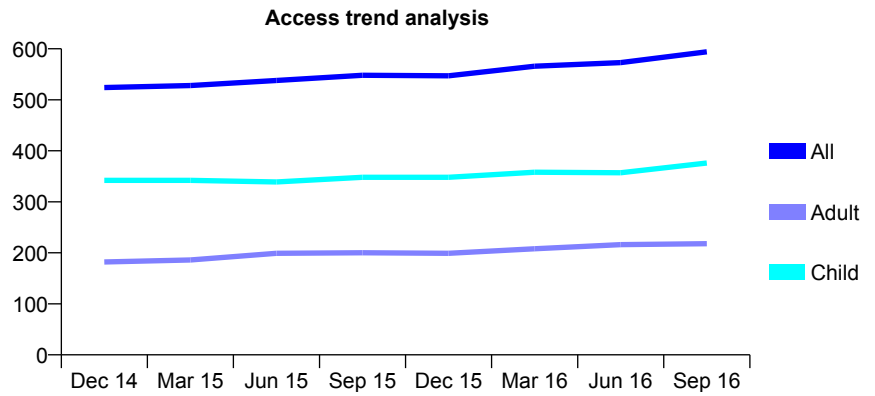
Q64 - Vital Signs At a Glance Contract Report for 354821/0001 - September 2016

Name or company name	MRS EM MARCHANT
Contract type name	GDS Contract
Purpose of contract	General
Contract start date	08/03/2010
Contract end date	

16/17 Contracted general activity (UDA)	1,319
Carry forward general activity (UDA)	0
16/17 Contracted orthodontic activity (UOA)	0
Carry forward orthodontic activity (UOA)	0
Baseline contract value	£27,673.85

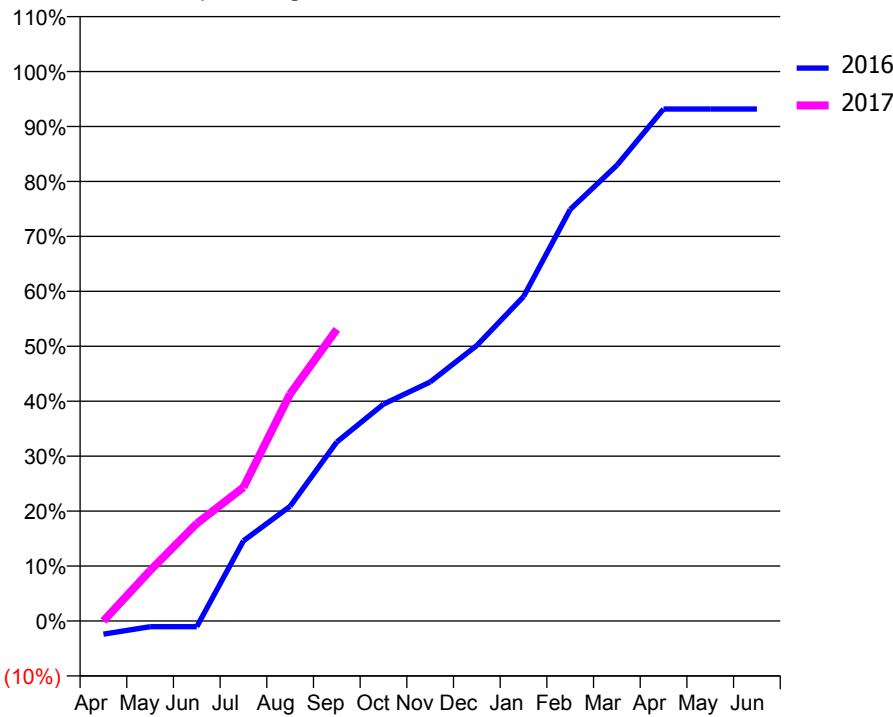
ACCESS*

Patients seen in 24 months	Total	Change since previous quarter
Quarter ending September 2015	548	
Quarter ending December 2015	547	→
Quarter ending March 2016	566	↑
Quarter ending June 2016	573	→
Quarter ending September 2016	594	↑
Variance since September 2015	8.4%	↑



ACTIVITY

Cumulative percentage of contracted UDA delivered 2016 & 2017



Month	Adjusted Scheduled Activity (UDA)	
	2016	2017
April	-32	0
May	-14	121
June	-14	234
July	192	321
August	275	545
September	430	700
October	521	
November	574	
December	662	
January	779	
February	988	
March	1,094	
April	1,229	
May	1,229	
June	1,229	

QUALITY

	Quantity	Base Number	Contract	AT	Region	England
% of FP17s for the same patient ID Re-attending within 3 months - Children	31	319	9.7%	9.6%	11.8%	12.4%
% of FP17s for the same patient ID Re-attending within 3 months - Adults	22	121	18.2%	14.3%	16.6%	16.7%
% of FP17s for the same patient ID Re-attending between 3 & 9 months - Children	185	319	58.0%	60.6%	60.2%	57.4%
% of FP17s for the same patient ID Re-attending between 3 & 9 months - Adults	59	121	48.8%	52.7%	52.0%	50.5%
% of FP17s for Band 1 Urgent Courses	1	380	0.3%	7.7%	9.4%	9.1%
% of FP17s Relating to Free Repair or Replacements	0	380	0.0%	0.8%	0.7%	0.8%
% of FP17s Relating to Continuations	0	380	0.0%	1.3%	1.2%	1.3%
% of Patients satisfied with the dentistry they have received	0	0	N/A	93.4%	93.6%	93.2%
% of Patients satisfied with the time they had to wait for an appointment	0	0	N/A	88.9%	89.1%	89.0%

* This is based on patients treated on this contract for their most recent course of treatment. Figures in italics indicate the base number of FP17s or Patient Questionnaire responses are less than 100. N/A is shown where the base number of responses is less than 10 during the period. % is calculated as Quantity/Base number*100

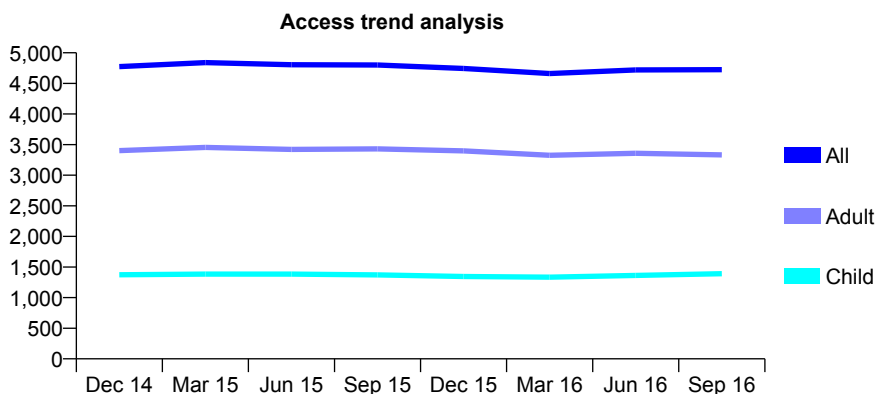
Q64 - Vital Signs At a Glance Contract Report for 363782/0001 - September 2016

Name or company name	MR UH OGUIKE
Contract type name	GDS Contract
Purpose of contract	General
Contract start date	01/10/2008
Contract end date	

16/17 Contracted general activity (UDA)	13,465
Carry forward general activity (UDA)	0
16/17 Contracted orthodontic activity (UOA)	0
Carry forward orthodontic activity (UOA)	0
Baseline contract value	£317,118.29

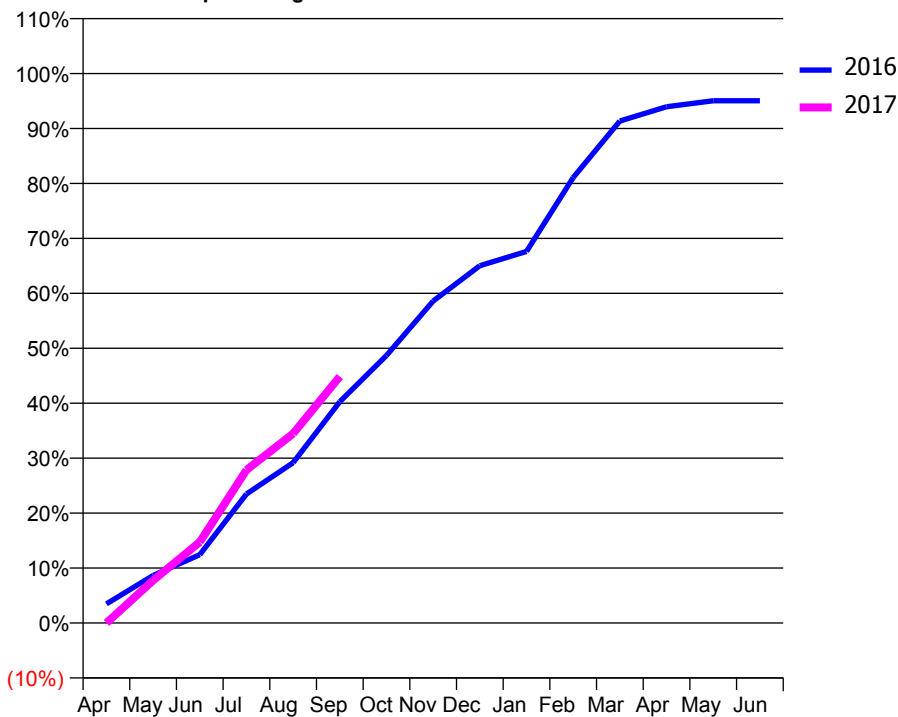
ACCESS*

Patients seen in 24 months	Total	Change since previous quarter
Quarter ending September 2015	4,801	
Quarter ending December 2015	4,743	↓
Quarter ending March 2016	4,661	↓
Quarter ending June 2016	4,720	→
Quarter ending September 2016	4,725	→
Variance since September 2015	(1.6%)	↓



ACTIVITY

Cumulative percentage of contracted UDA delivered 2016 & 2017



Month	Adjusted Scheduled Activity (UDA)	
	2016	2017
April	470	0
May	1,165	1,044
June	1,675	1,984
July	3,161	3,750
August	3,929	4,643
September	5,422	6,041
October	6,555	
November	7,890	
December	8,755	
January	9,106	
February	10,916	
March	12,301	
April	12,650	
May	12,798	
June	12,798	

QUALITY

	Quantity	Base Number	Contract	AT	Region	England
% of FP17s for the same patient ID Re-attending within 3 months - Children	54	987	5.5%	9.6%	11.8%	12.4%
% of FP17s for the same patient ID Re-attending within 3 months - Adults	237	2,015	11.8%	14.3%	16.6%	16.7%
% of FP17s for the same patient ID Re-attending between 3 & 9 months - Children	508	987	51.5%	60.6%	60.2%	57.4%
% of FP17s for the same patient ID Re-attending between 3 & 9 months - Adults	1,057	2,015	52.5%	52.7%	52.0%	50.5%
% of FP17s for Band 1 Urgent Courses	143	2,778	5.1%	7.7%	9.4%	9.1%
% of FP17s Relating to Free Repair or Replacements	7	2,778	0.3%	0.8%	0.7%	0.8%
% of FP17s Relating to Continuations	3	2,778	0.1%	1.3%	1.2%	1.3%
% of Patients satisfied with the dentistry they have received	4	6	N/A	93.4%	93.6%	93.2%
% of Patients satisfied with the time they had to wait for an appointment	5	6	N/A	88.9%	89.1%	89.0%

* This is based on patients treated on this contract for their most recent course of treatment. Figures in italics indicate the base number of FP17s or Patient Questionnaire responses are less than 100. N/A is shown where the base number of responses is less than 10 during the period. % is calculated as Quantity/Base number*100

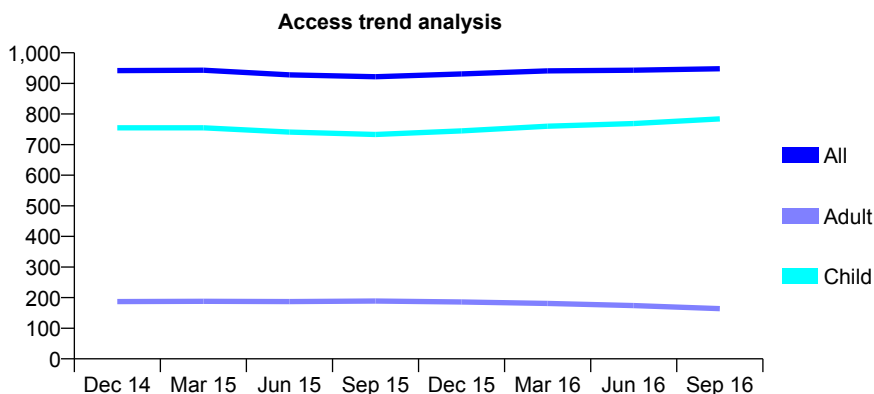
Q64 - Vital Signs At a Glance Contract Report for 386782/0001 - September 2016

Name or company name	MR AA REED
Contract type name	GDS Contract
Purpose of contract	General
Contract start date	01/04/2006
Contract end date	

16/17 Contracted general activity (UDA)	2,000
Carry forward general activity (UDA)	-40
16/17 Contracted orthodontic activity (UOA)	0
Carry forward orthodontic activity (UOA)	0
Baseline contract value	£42,391.32

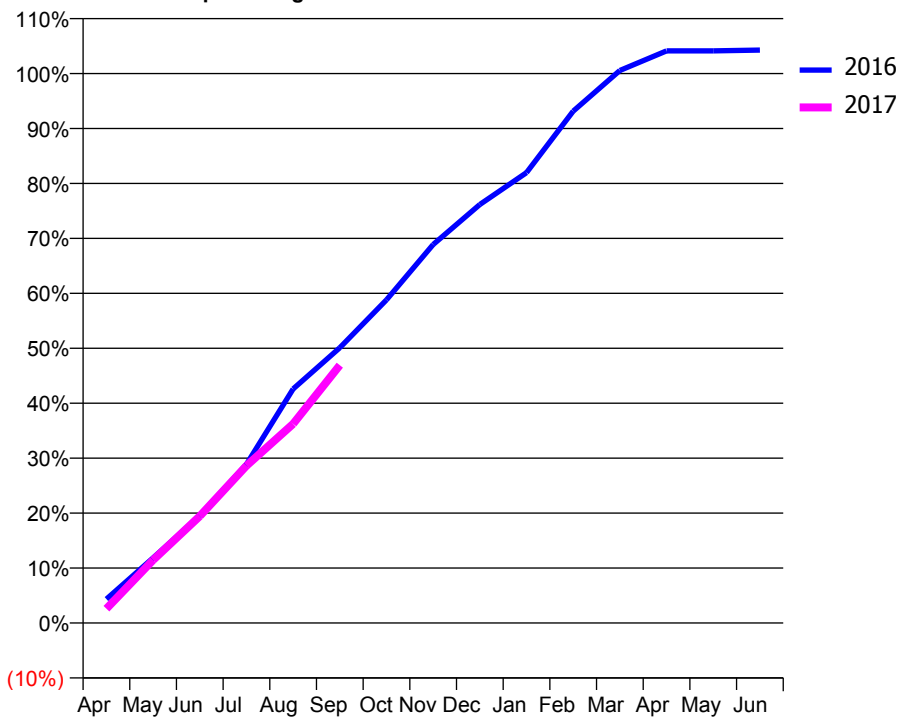
ACCESS*

Patients seen in 24 months	Total	Change since previous quarter
Quarter ending September 2015	922	
Quarter ending December 2015	931	→
Quarter ending March 2016	941	→
Quarter ending June 2016	943	→
Quarter ending September 2016	948	→
Variance since September 2015	2.8%	↑



ACTIVITY

Cumulative percentage of contracted UDA delivered 2016 & 2017



Month	Adjusted Scheduled Activity (UDA)	
	2016	2017
April	87	52
May	237	229
June	390	389
July	578	573
August	852	725
September	1,002	939
October	1,176	
November	1,378	
December	1,523	
January	1,639	
February	1,863	
March	2,011	
April	2,082	
May	2,082	
June	2,085	

QUALITY

	Quantity	Base Number	Contract	AT	Region	England
% of FP17s for the same patient ID Re-attending within 3 months - Children	28	496	5.6%	9.6%	11.8%	12.4%
% of FP17s for the same patient ID Re-attending within 3 months - Adults	11	91	12.1%	14.3%	16.6%	16.7%
% of FP17s for the same patient ID Re-attending between 3 & 9 months - Children	261	496	52.6%	60.6%	60.2%	57.4%
% of FP17s for the same patient ID Re-attending between 3 & 9 months - Adults	45	91	49.5%	52.7%	52.0%	50.5%
% of FP17s for Band 1 Urgent Courses	33	530	6.2%	7.7%	9.4%	9.1%
% of FP17s Relating to Free Repair or Replacements	0	530	0.0%	0.8%	0.7%	0.8%
% of FP17s Relating to Continuations	0	530	0.0%	1.3%	1.2%	1.3%
% of Patients satisfied with the dentistry they have received	0	0	N/A	93.4%	93.6%	93.2%
% of Patients satisfied with the time they had to wait for an appointment	0	0	N/A	88.9%	89.1%	89.0%

* This is based on patients treated on this contract for their most recent course of treatment. Figures in italics indicate the base number of FP17s or Patient Questionnaire responses are less than 100. N/A is shown where the base number of responses is less than 10 during the period. % is calculated as Quantity/Base number*100

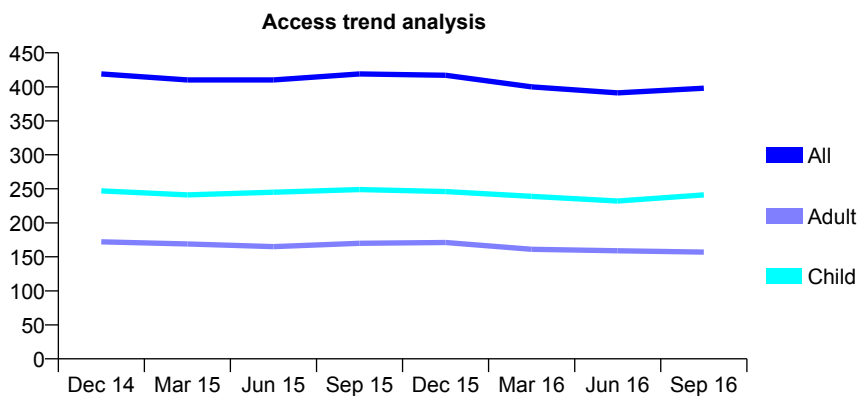
Q64 - Vital Signs At a Glance Contract Report for 559598/0001 - September 2016

Name or company name	MISS RA EVANS
Contract type name	GDS Contract
Purpose of contract	General
Contract start date	01/04/2006
Contract end date	

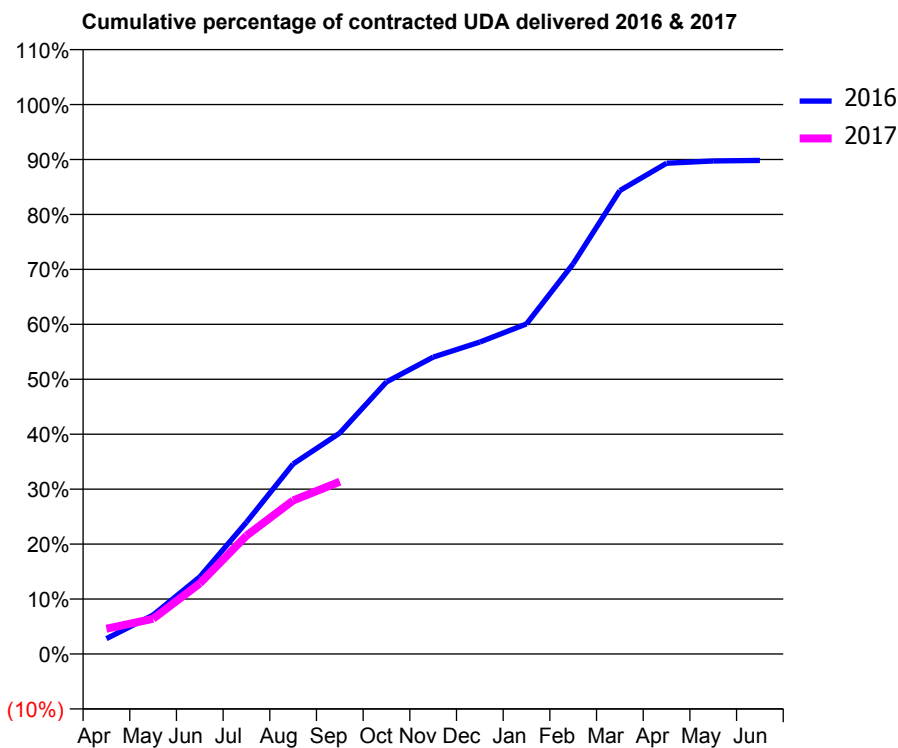
16/17 Contracted general activity (UDA)	1,000
Carry forward general activity (UDA)	0
16/17 Contracted orthodontic activity (UOA)	0
Carry forward orthodontic activity (UOA)	0
Baseline contract value	£26,414.59

ACCESS*

Patients seen in 24 months	Total	Change since previous quarter
Quarter ending September 2015	419	
Quarter ending December 2015	417	→
Quarter ending March 2016	400	↓
Quarter ending June 2016	391	↓
Quarter ending September 2016	398	→
Variance since September 2015	(5.0%)	↓



ACTIVITY



Adjusted Scheduled Activity (UDA)		
Month	2016	2017
April	28	46
May	71	64
June	140	128
July	240	215
August	346	279
September	402	314
October	495	
November	540	
December	568	
January	601	
February	710	
March	843	
April	893	
May	897	
June	898	

QUALITY

	Quantity	Base Number	Contract	AT	Region	England
% of FP17s for the same patient ID Re-attending within 3 months - Children	4	162	2.5%	9.6%	11.8%	12.4%
% of FP17s for the same patient ID Re-attending within 3 months - Adults	14	77	18.2%	14.3%	16.6%	16.7%
% of FP17s for the same patient ID Re-attending between 3 & 9 months - Children	77	162	47.5%	60.6%	60.2%	57.4%
% of FP17s for the same patient ID Re-attending between 3 & 9 months - Adults	36	77	46.8%	52.7%	52.0%	50.5%
% of FP17s for Band 1 Urgent Courses	3	201	1.5%	7.7%	9.4%	9.1%
% of FP17s Relating to Free Repair or Replacements	0	201	0.0%	0.8%	0.7%	0.8%
% of FP17s Relating to Continuations	4	201	2.0%	1.3%	1.2%	1.3%
% of Patients satisfied with the dentistry they have received	1	1	N/A	93.4%	93.6%	93.2%
% of Patients satisfied with the time they had to wait for an appointment	1	1	N/A	88.9%	89.1%	89.0%

* This is based on patients treated on this contract for their most recent course of treatment. Figures in italics indicate the base number of FP17s or Patient Questionnaire responses are less than 100. N/A is shown where the base number of responses is less than 10 during the period. % is calculated as Quantity/Base number*100

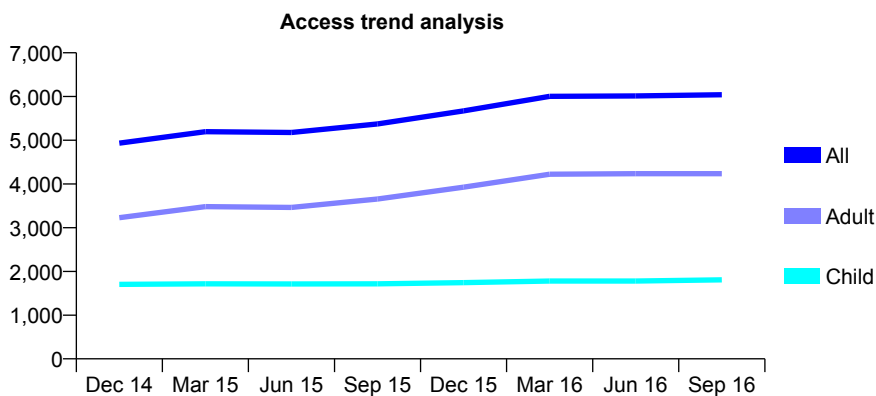
Q64 - Vital Signs At a Glance Contract Report for 564028/0001 - September 2016

Name or company name	MR DS BARKER
Contract type name	GDS Contract
Purpose of contract	General
Contract start date	01/04/2006
Contract end date	

16/17 Contracted general activity (UDA)	16,372
Carry forward general activity (UDA)	-37
16/17 Contracted orthodontic activity (UOA)	0
Carry forward orthodontic activity (UOA)	0
Baseline contract value	£421,655.09

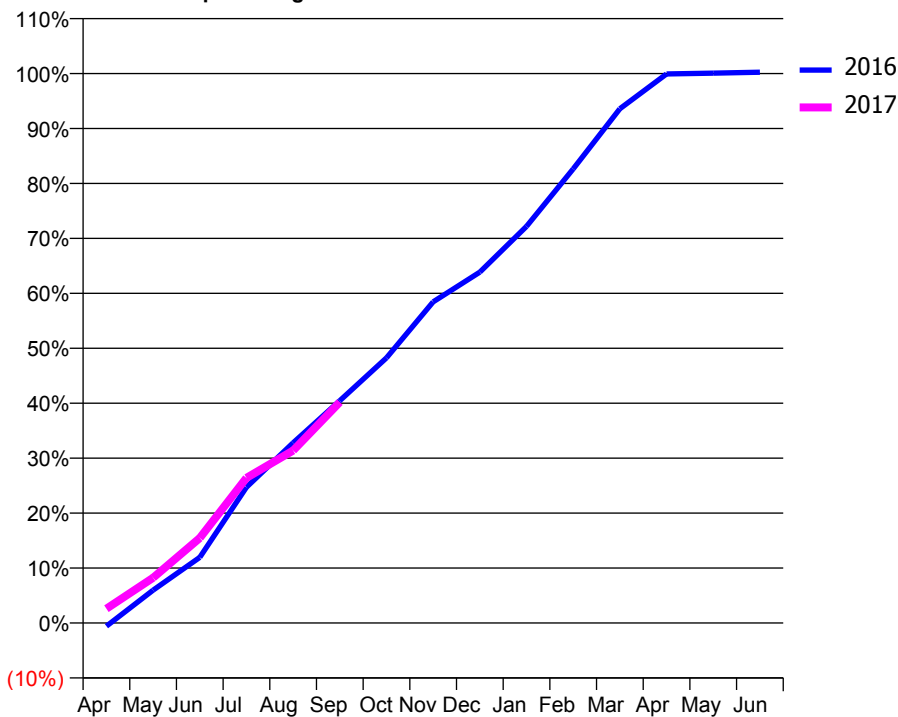
ACCESS*

Patients seen in 24 months	Total	Change since previous quarter
Quarter ending September 2015	5,373	
Quarter ending December 2015	5,672	↑
Quarter ending March 2016	6,003	↑
Quarter ending June 2016	6,014	→
Quarter ending September 2016	6,042	→
Variance since September 2015	12.5%	↑



ACTIVITY

Cumulative percentage of contracted UDA delivered 2016 & 2017



Month	Adjusted Scheduled Activity (UDA)	
	2016	2017
April	-98	426
May	980	1,348
June	1,955	2,533
July	4,047	4,325
August	5,371	5,137
September	6,625	6,580
October	7,902	
November	9,567	
December	10,455	
January	11,820	
February	13,531	
March	15,321	
April	16,359	
May	16,384	
June	16,409	

QUALITY

	Quantity	Base Number	Contract	AT	Region	England
% of FP17s for the same patient ID Re-attending within 3 months - Children	107	1,171	9.1%	9.6%	11.8%	12.4%
% of FP17s for the same patient ID Re-attending within 3 months - Adults	366	1,987	18.4%	14.3%	16.6%	16.7%
% of FP17s for the same patient ID Re-attending between 3 & 9 months - Children	589	1,171	50.3%	60.6%	60.2%	57.4%
% of FP17s for the same patient ID Re-attending between 3 & 9 months - Adults	726	1,987	36.5%	52.7%	52.0%	50.5%
% of FP17s for Band 1 Urgent Courses	231	2,772	8.3%	7.7%	9.4%	9.1%
% of FP17s Relating to Free Repair or Replacements	6	2,772	0.2%	0.8%	0.7%	0.8%
% of FP17s Relating to Continuations	11	2,772	0.4%	1.3%	1.2%	1.3%
% of Patients satisfied with the dentistry they have received	11	12	91.7%	93.4%	93.6%	93.2%
% of Patients satisfied with the time they had to wait for an appointment	12	12	100.0%	88.9%	89.1%	89.0%

* This is based on patients treated on this contract for their most recent course of treatment. Figures in italics indicate the base number of FP17s or Patient Questionnaire responses are less than 100. N/A is shown where the base number of responses is less than 10 during the period. % is calculated as Quantity/Base number*100

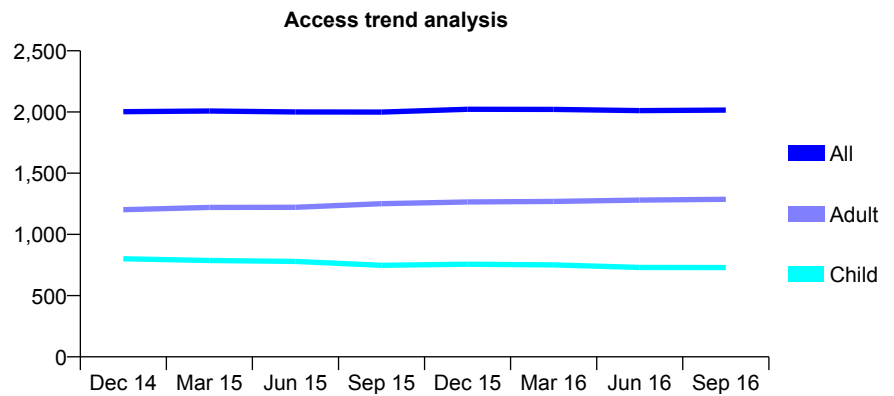
Q64 - Vital Signs At a Glance Contract Report for 573396/0001 - September 2016

Name or company name	MR JR THORNTON
Contract type name	GDS Contract
Purpose of contract	General
Contract start date	01/04/2006
Contract end date	

16/17 Contracted general activity (UDA)	5,500
Carry forward general activity (UDA)	0
16/17 Contracted orthodontic activity (UOA)	0
Carry forward orthodontic activity (UOA)	0
Baseline contract value	£120,219.48

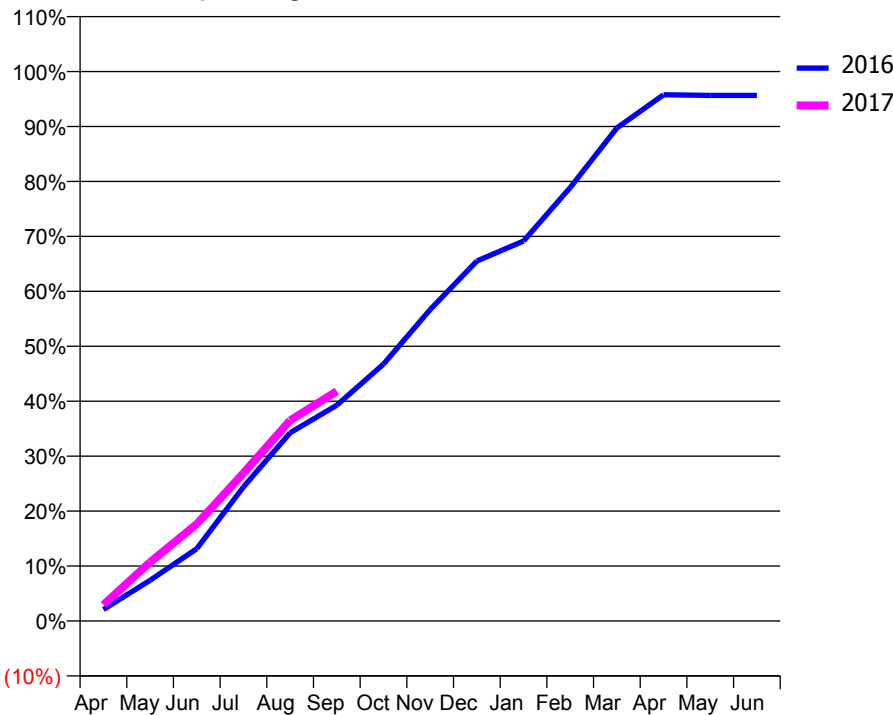
ACCESS*

Patients seen in 24 months	Total	Change since previous quarter
Quarter ending September 2015	1,999	
Quarter ending December 2015	2,022	→
Quarter ending March 2016	2,021	→
Quarter ending June 2016	2,011	→
Quarter ending September 2016	2,016	→
Variance since September 2015	0.9%	→



ACTIVITY

Cumulative percentage of contracted UDA delivered 2016 & 2017



Month	Adjusted Scheduled Activity (UDA)	
	2016	2017
April	115	162
May	408	590
June	724	971
July	1,342	1,480
August	1,884	2,007
September	2,161	2,301
October	2,571	
November	3,117	
December	3,603	
January	3,803	
February	4,338	
March	4,936	
April	5,267	
May	5,261	
June	5,261	

QUALITY

	Quantity	Base Number	Contract	AT	Region	England
% of FP17s for the same patient ID Re-attending within 3 months - Children	27	514	5.3%	9.6%	11.8%	12.4%
% of FP17s for the same patient ID Re-attending within 3 months - Adults	104	823	12.6%	14.3%	16.6%	16.7%
% of FP17s for the same patient ID Re-attending between 3 & 9 months - Children	294	514	57.2%	60.6%	60.2%	57.4%
% of FP17s for the same patient ID Re-attending between 3 & 9 months - Adults	424	823	51.5%	52.7%	52.0%	50.5%
% of FP17s for Band 1 Urgent Courses	48	1,178	4.1%	7.7%	9.4%	9.1%
% of FP17s Relating to Free Repair or Replacements	3	1,178	0.3%	0.8%	0.7%	0.8%
% of FP17s Relating to Continuations	0	1,178	0.0%	1.3%	1.2%	1.3%
% of Patients satisfied with the dentistry they have received	2	2	N/A	93.4%	93.6%	93.2%
% of Patients satisfied with the time they had to wait for an appointment	2	2	N/A	88.9%	89.1%	89.0%

* This is based on patients treated on this contract for their most recent course of treatment. Figures in italics indicate the base number of FP17s or Patient Questionnaire responses are less than 100. N/A is shown where the base number of responses is less than 10 during the period. % is calculated as Quantity/Base number*100

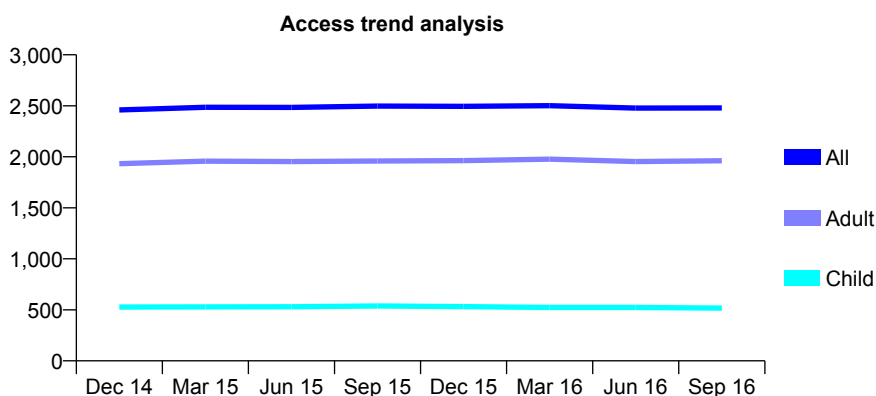
Q64 - Vital Signs At a Glance Contract Report for 573892/0001 - September 2016

Name or company name	MR JA SETON
Contract type name	GDS Contract
Purpose of contract	General
Contract start date	01/04/2006
Contract end date	

16/17 Contracted general activity (UDA)	7,618
Carry forward general activity (UDA)	-27
16/17 Contracted orthodontic activity (UOA)	0
Carry forward orthodontic activity (UOA)	0
Baseline contract value	£156,552.40

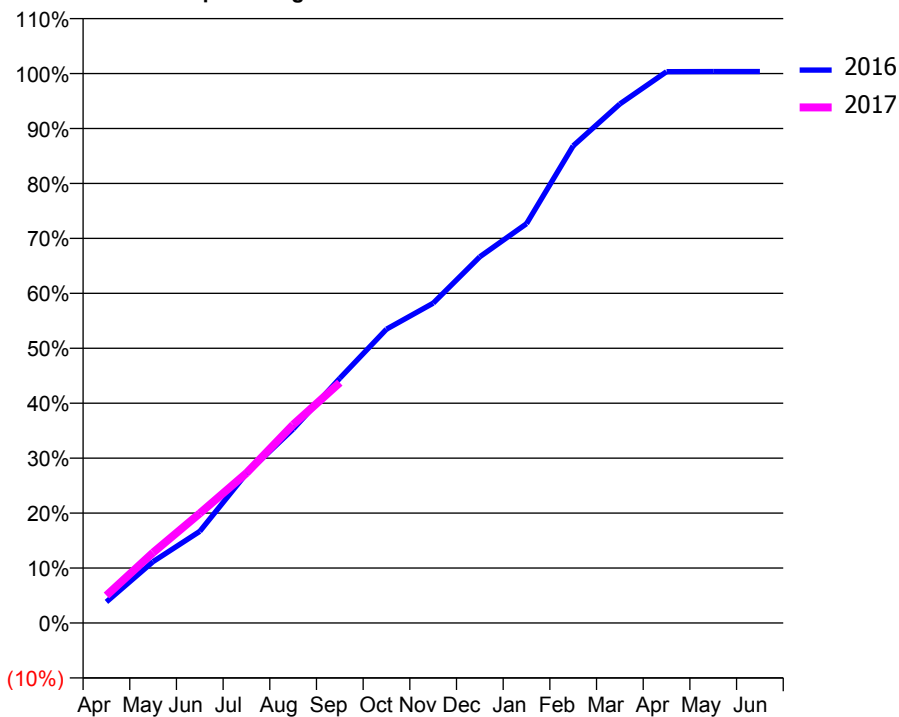
ACCESS*

Patients seen in 24 months	Total	Change since previous quarter
Quarter ending September 2015	2,497	
Quarter ending December 2015	2,495	→
Quarter ending March 2016	2,501	→
Quarter ending June 2016	2,478	→
Quarter ending September 2016	2,479	→
Variance since September 2015	(0.7%)	→



ACTIVITY

Cumulative percentage of contracted UDA delivered 2016 & 2017



Month	Adjusted Scheduled Activity (UDA)	
	2016	2017
April	293	382
May	852	976
June	1,271	1,520
July	2,073	2,079
August	2,689	2,749
September	3,392	3,333
October	4,074	
November	4,434	
December	5,077	
January	5,536	
February	6,615	
March	7,196	
April	7,642	
May	7,645	
June	7,645	

QUALITY

	Quantity	Base Number	Contract	AT	Region	England
% of FP17s for the same patient ID Re-attending within 3 months - Children	29	405	7.2%	9.6%	11.8%	12.4%
% of FP17s for the same patient ID Re-attending within 3 months - Adults	212	1,540	13.8%	14.3%	16.6%	16.7%
% of FP17s for the same patient ID Re-attending between 3 & 9 months - Children	267	405	65.9%	60.6%	60.2%	57.4%
% of FP17s for the same patient ID Re-attending between 3 & 9 months - Adults	951	1,540	61.8%	52.7%	52.0%	50.5%
% of FP17s for Band 1 Urgent Courses	139	1,756	7.9%	7.7%	9.4%	9.1%
% of FP17s Relating to Free Repair or Replacements	23	1,756	1.3%	0.8%	0.7%	0.8%
% of FP17s Relating to Continuations	13	1,756	0.7%	1.3%	1.2%	1.3%
% of Patients satisfied with the dentistry they have received	4	4	N/A	93.4%	93.6%	93.2%
% of Patients satisfied with the time they had to wait for an appointment	4	4	N/A	88.9%	89.1%	89.0%

* This is based on patients treated on this contract for their most recent course of treatment. Figures in italics indicate the base number of FP17s or Patient Questionnaire responses are less than 100. N/A is shown where the base number of responses is less than 10 during the period. % is calculated as Quantity/Base number*100

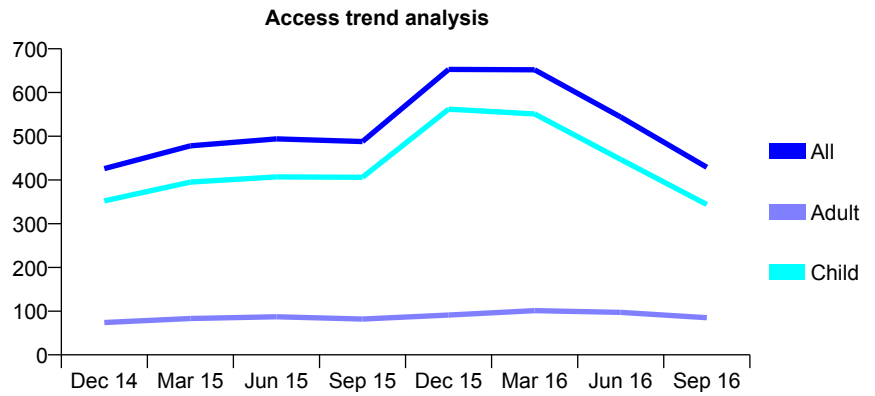
Q64 - Vital Signs At a Glance Contract Report for 613053/0001 - September 2016

Name or company name	MR A HOLLIDAY
Contract type name	GDS Contract
Purpose of contract	General
Contract start date	01/09/2009
Contract end date	

16/17 Contracted general activity (UDA)	604
Carry forward general activity (UDA)	-12
16/17 Contracted orthodontic activity (UOA)	0
Carry forward orthodontic activity (UOA)	0
Baseline contract value	£12,048.11

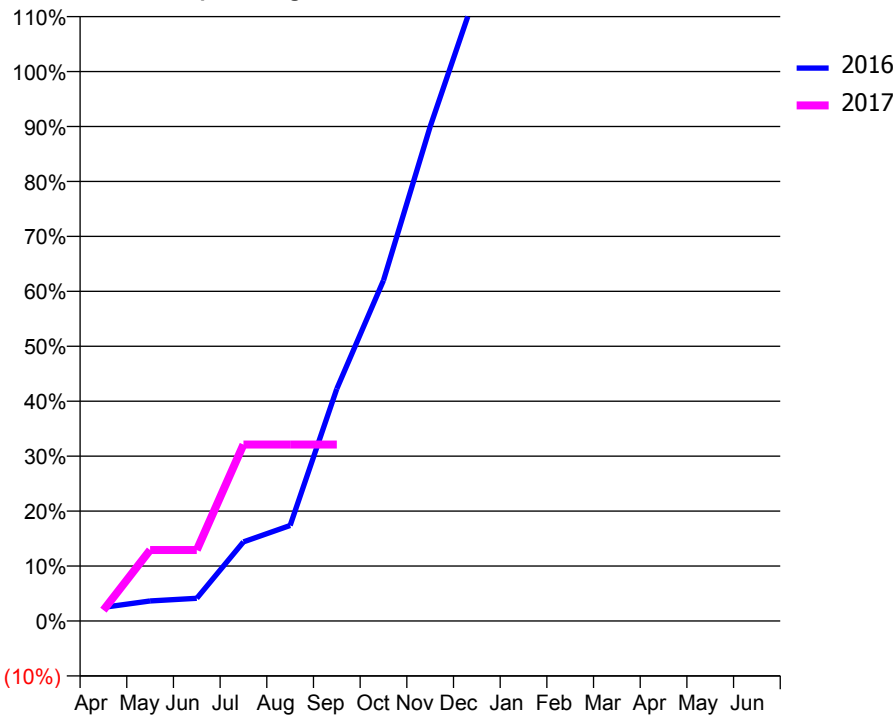
ACCESS*

Patients seen in 24 months	Total	Change since previous quarter
Quarter ending September 2015	488	
Quarter ending December 2015	653	↑
Quarter ending March 2016	652	→
Quarter ending June 2016	544	↓
Quarter ending September 2016	429	↓
Variance since September 2015	(12.1%)	↓



ACTIVITY

Cumulative percentage of contracted UDA delivered 2016 & 2017



Month	Adjusted Scheduled Activity (UDA)	
	2016	2017
April	15	12
May	22	78
June	25	78
July	87	194
August	105	194
September	255	194
October	374	
November	543	
December	694	
January	762	
February	894	
March	932	
April	938	
May	946	
June	946	

QUALITY

	Quantity	Base Number	Contract	AT	Region	England
% of FP17s for the same patient ID Re-attending within 3 months - Children	3	133	2.3%	9.6%	11.8%	12.4%
% of FP17s for the same patient ID Re-attending within 3 months - Adults	0	10	0.0%	14.3%	16.6%	16.7%
% of FP17s for the same patient ID Re-attending between 3 & 9 months - Children	80	133	60.2%	60.6%	60.2%	57.4%
% of FP17s for the same patient ID Re-attending between 3 & 9 months - Adults	3	10	30.0%	52.7%	52.0%	50.5%
% of FP17s for Band 1 Urgent Courses	0	129	0.0%	7.7%	9.4%	9.1%
% of FP17s Relating to Free Repair or Replacements	0	129	0.0%	0.8%	0.7%	0.8%
% of FP17s Relating to Continuations	1	129	0.8%	1.3%	1.2%	1.3%
% of Patients satisfied with the dentistry they have received	0	0	N/A	93.4%	93.6%	93.2%
% of Patients satisfied with the time they had to wait for an appointment	0	0	N/A	88.9%	89.1%	89.0%

* This is based on patients treated on this contract for their most recent course of treatment. Figures in italics indicate the base number of FP17s or Patient Questionnaire responses are less than 100. N/A is shown where the base number of responses is less than 10 during the period. % is calculated as Quantity/Base number*100

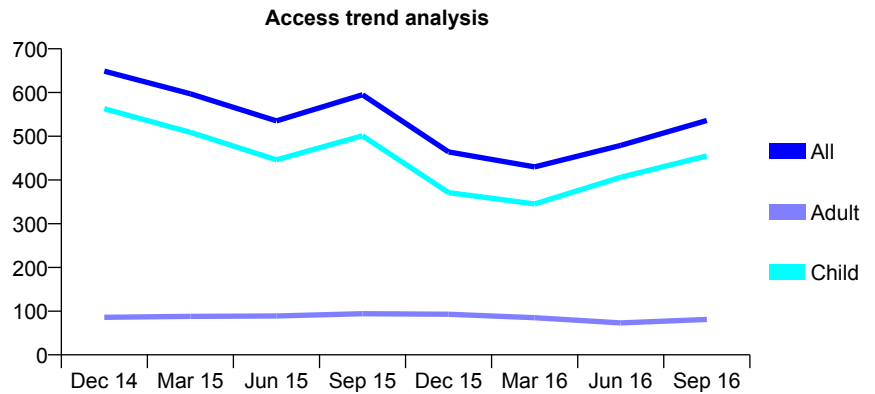
Q64 - Vital Signs At a Glance Contract Report for 613053/0002 - September 2016

Name or company name	MR A HOLLIDAY
Contract type name	GDS Contract
Purpose of contract	General
Contract start date	01/05/2010
Contract end date	

16/17 Contracted general activity (UDA)	1,000
Carry forward general activity (UDA)	0
16/17 Contracted orthodontic activity (UOA)	0
Carry forward orthodontic activity (UOA)	0
Baseline contract value	£20,354.99

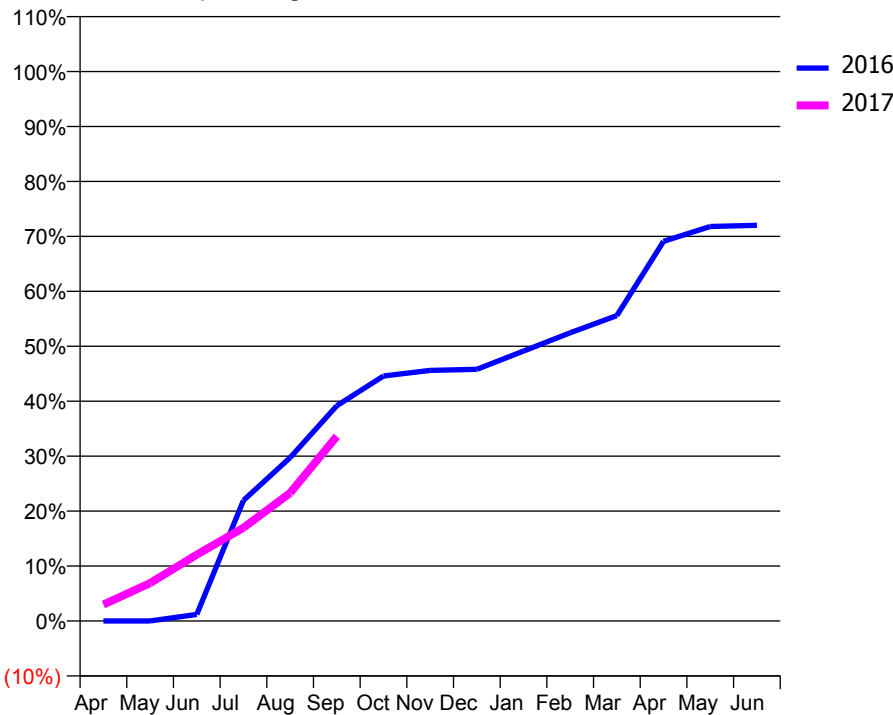
ACCESS*

Patients seen in 24 months	Total	Change since previous quarter
Quarter ending September 2015	595	
Quarter ending December 2015	464	↓
Quarter ending March 2016	430	↓
Quarter ending June 2016	479	↑
Quarter ending September 2016	536	↑
Variance since September 2015	(9.9%)	↓



ACTIVITY

Cumulative percentage of contracted UDA delivered 2016 & 2017



Month	Adjusted Scheduled Activity (UDA)	
	2016	2017
April	0	30
May	0	69
June	12	121
July	219	170
August	297	233
September	392	336
October	446	
November	456	
December	458	
January	491	
February	525	
March	556	
April	691	
May	718	
June	720	

QUALITY

	Quantity	Base Number	Contract	AT	Region	England
% of FP17s for the same patient ID Re-attending within 3 months - Children	9	371	2.4%	9.6%	11.8%	12.4%
% of FP17s for the same patient ID Re-attending within 3 months - Adults	1	27	3.7%	14.3%	16.6%	16.7%
% of FP17s for the same patient ID Re-attending between 3 & 9 months - Children	102	371	27.5%	60.6%	60.2%	57.4%
% of FP17s for the same patient ID Re-attending between 3 & 9 months - Adults	5	27	18.5%	52.7%	52.0%	50.5%
% of FP17s for Band 1 Urgent Courses	6	259	2.3%	7.7%	9.4%	9.1%
% of FP17s Relating to Free Repair or Replacements	0	259	0.0%	0.8%	0.7%	0.8%
% of FP17s Relating to Continuations	0	259	0.0%	1.3%	1.2%	1.3%
% of Patients satisfied with the dentistry they have received	1	1	N/A	93.4%	93.6%	93.2%
% of Patients satisfied with the time they had to wait for an appointment	0	1	N/A	88.9%	89.1%	89.0%

* This is based on patients treated on this contract for their most recent course of treatment. Figures in italics indicate the base number of FP17s or Patient Questionnaire responses are less than 100. N/A is shown where the base number of responses is less than 10 during the period. % is calculated as Quantity/Base number*100

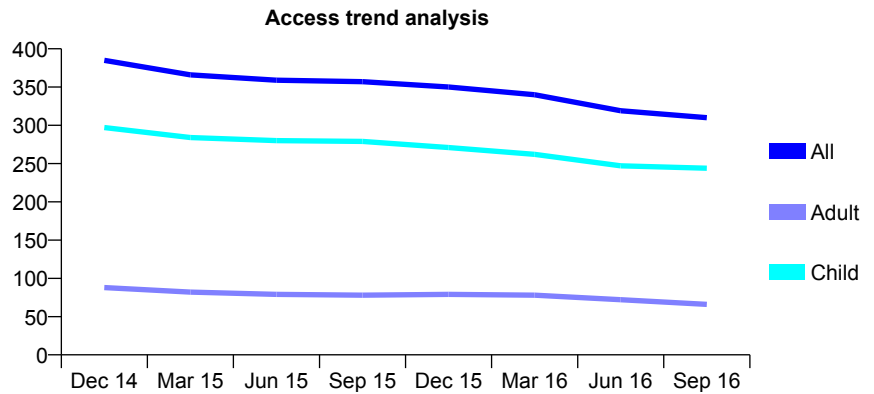
Q64 - Vital Signs At a Glance Contract Report for 620173/0001 - September 2016

Name or company name	MR JP MACAULAY
Contract type name	GDS Contract
Purpose of contract	General
Contract start date	01/04/2008
Contract end date	

16/17 Contracted general activity (UDA)	700
Carry forward general activity (UDA)	0
16/17 Contracted orthodontic activity (UOA)	0
Carry forward orthodontic activity (UOA)	0
Baseline contract value	£14,781.75

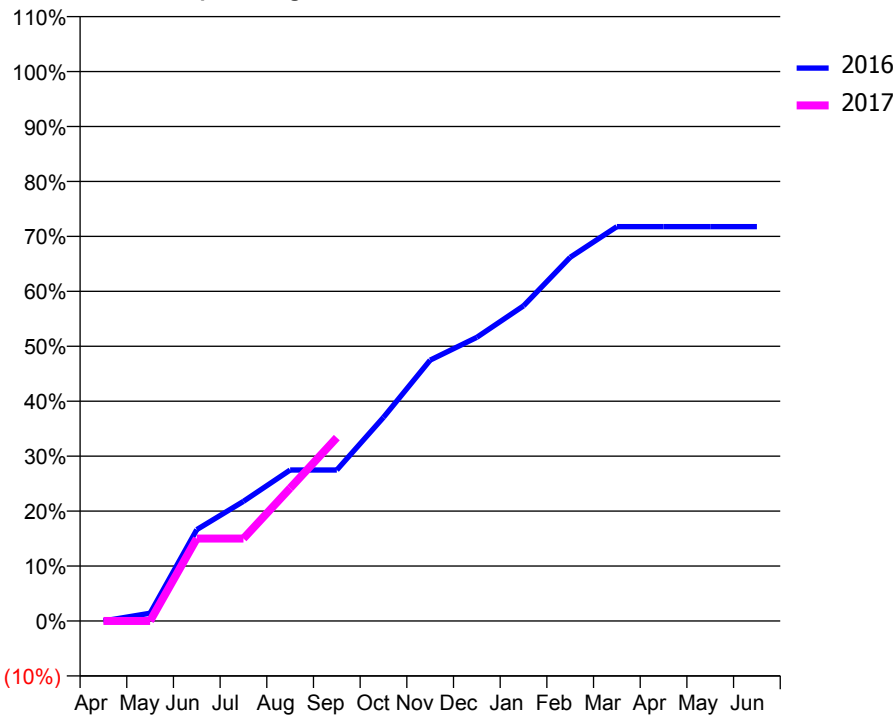
ACCESS*

Patients seen in 24 months	Total	Change since previous quarter
Quarter ending September 2015	357	
Quarter ending December 2015	350	↓
Quarter ending March 2016	340	↓
Quarter ending June 2016	319	↓
Quarter ending September 2016	310	↓
Variance since September 2015	(13.2%)	↓



ACTIVITY

Cumulative percentage of contracted UDA delivered 2016 & 2017



Month	Adjusted Scheduled Activity (UDA)	
	2016	2017
April	0	0
May	10	0
June	116	105
July	152	105
August	192	169
September	192	234
October	259	
November	332	
December	361	
January	401	
February	463	
March	502	
April	502	
May	502	
June	502	

QUALITY

	Quantity	Base Number	Contract	AT	Region	England
% of FP17s for the same patient ID Re-attending within 3 months - Children	7	167	4.2%	9.6%	11.8%	12.4%
% of FP17s for the same patient ID Re-attending within 3 months - Adults	3	27	11.1%	14.3%	16.6%	16.7%
% of FP17s for the same patient ID Re-attending between 3 & 9 months - Children	100	167	59.9%	60.6%	60.2%	57.4%
% of FP17s for the same patient ID Re-attending between 3 & 9 months - Adults	19	27	70.4%	52.7%	52.0%	50.5%
% of FP17s for Band 1 Urgent Courses	3	193	1.6%	7.7%	9.4%	9.1%
% of FP17s Relating to Free Repair or Replacements	0	193	0.0%	0.8%	0.7%	0.8%
% of FP17s Relating to Continuations	5	193	2.6%	1.3%	1.2%	1.3%
% of Patients satisfied with the dentistry they have received	0	0	N/A	93.4%	93.6%	93.2%
% of Patients satisfied with the time they had to wait for an appointment	0	0	N/A	88.9%	89.1%	89.0%

* This is based on patients treated on this contract for their most recent course of treatment. Figures in italics indicate the base number of FP17s or Patient Questionnaire responses are less than 100. N/A is shown where the base number of responses is less than 10 during the period. % is calculated as Quantity/Base number*100

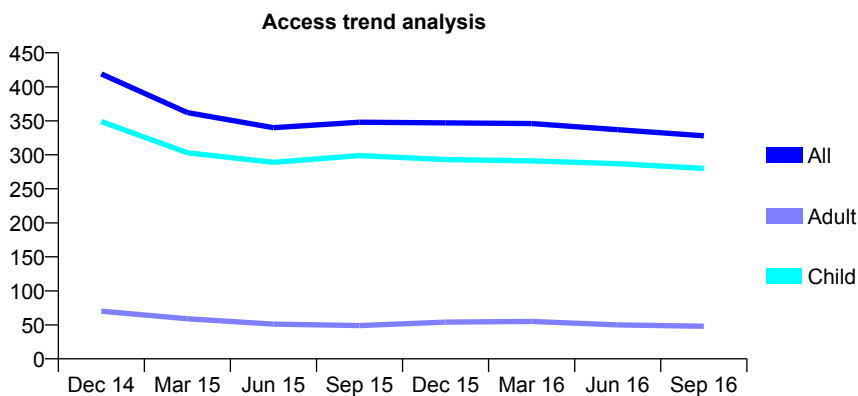
Q64 - Vital Signs At a Glance Contract Report for 623229/0001 - September 2016

Name or company name	MR PJ JAMES
Contract type name	GDS Contract
Purpose of contract	General
Contract start date	01/04/2006
Contract end date	

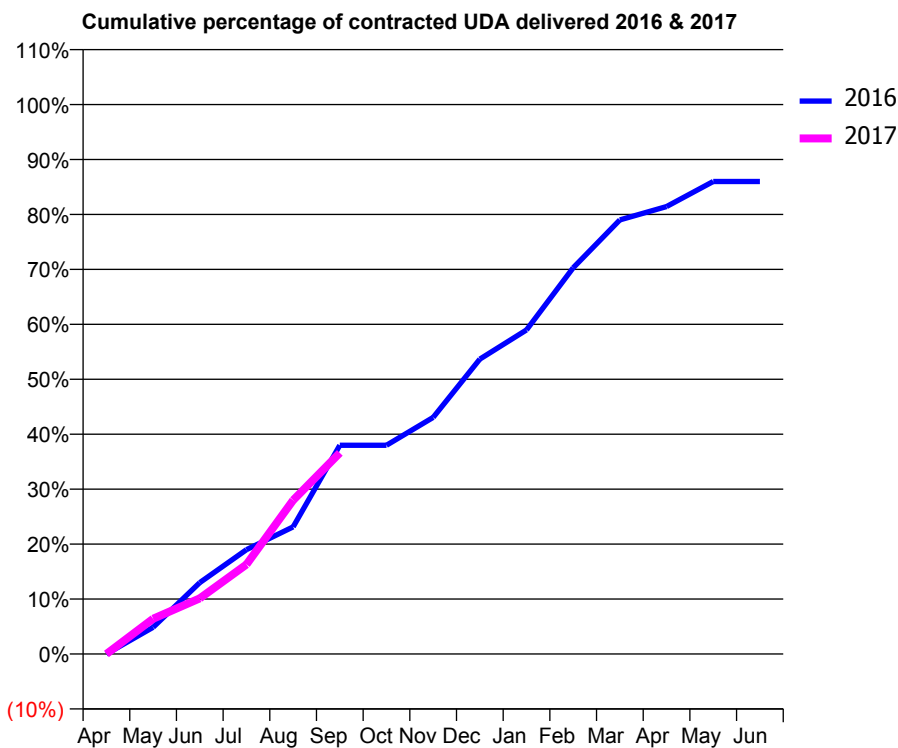
16/17 Contracted general activity (UDA)	700
Carry forward general activity (UDA)	0
16/17 Contracted orthodontic activity (UOA)	0
Carry forward orthodontic activity (UOA)	0
Baseline contract value	£17,382.83

ACCESS*

Patients seen in 24 months	Total	Change since previous quarter
Quarter ending September 2015	348	
Quarter ending December 2015	347	→
Quarter ending March 2016	346	→
Quarter ending June 2016	337	↓
Quarter ending September 2016	328	↓
Variance since September 2015	(5.7%)	↓



ACTIVITY



Month	Adjusted Scheduled Activity (UDA)	
	2016	2017
April	0	0
May	34	45
June	91	71
July	133	114
August	162	196
September	266	256
October	266	
November	301	
December	376	
January	413	
February	492	
March	553	
April	570	
May	602	
June	602	

QUALITY

	Quantity	Base Number	Contract	AT	Region	England
% of FP17s for the same patient ID Re-attending within 3 months - Children	6	216	2.8%	9.6%	11.8%	12.4%
% of FP17s for the same patient ID Re-attending within 3 months - Adults	0	10	0.0%	14.3%	16.6%	16.7%
% of FP17s for the same patient ID Re-attending between 3 & 9 months - Children	138	216	63.9%	60.6%	60.2%	57.4%
% of FP17s for the same patient ID Re-attending between 3 & 9 months - Adults	6	10	60.0%	52.7%	52.0%	50.5%
% of FP17s for Band 1 Urgent Courses	1	191	0.5%	7.7%	9.4%	9.1%
% of FP17s Relating to Free Repair or Replacements	0	191	0.0%	0.8%	0.7%	0.8%
% of FP17s Relating to Continuations	0	191	0.0%	1.3%	1.2%	1.3%
% of Patients satisfied with the dentistry they have received	2	2	N/A	93.4%	93.6%	93.2%
% of Patients satisfied with the time they had to wait for an appointment	2	2	N/A	88.9%	89.1%	89.0%

* This is based on patients treated on this contract for their most recent course of treatment. Figures in italics indicate the base number of FP17s or Patient Questionnaire responses are less than 100. N/A is shown where the base number of responses is less than 10 during the period. % is calculated as Quantity/Base number*100

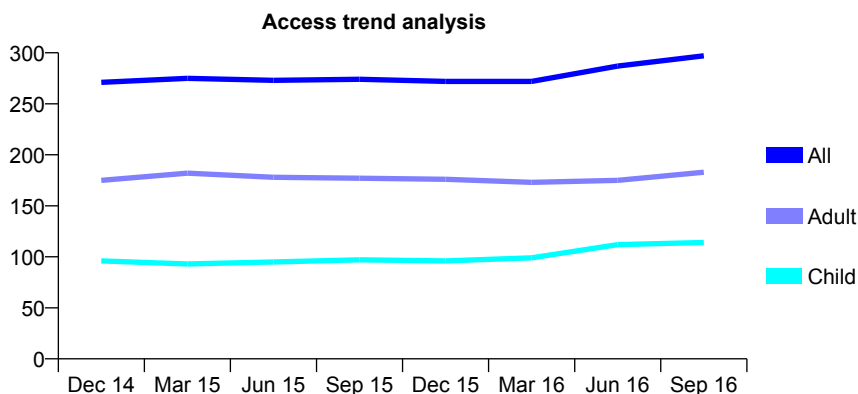
Q64 - Vital Signs At a Glance Contract Report for 630020/0001 - September 2016

Name or company name	MR RC BEVAN
Contract type name	GDS Contract
Purpose of contract	General
Contract start date	01/04/2006
Contract end date	

16/17 Contracted general activity (UDA)	737
Carry forward general activity (UDA)	-5
16/17 Contracted orthodontic activity (UOA)	0
Carry forward orthodontic activity (UOA)	0
Baseline contract value	£18,798.61

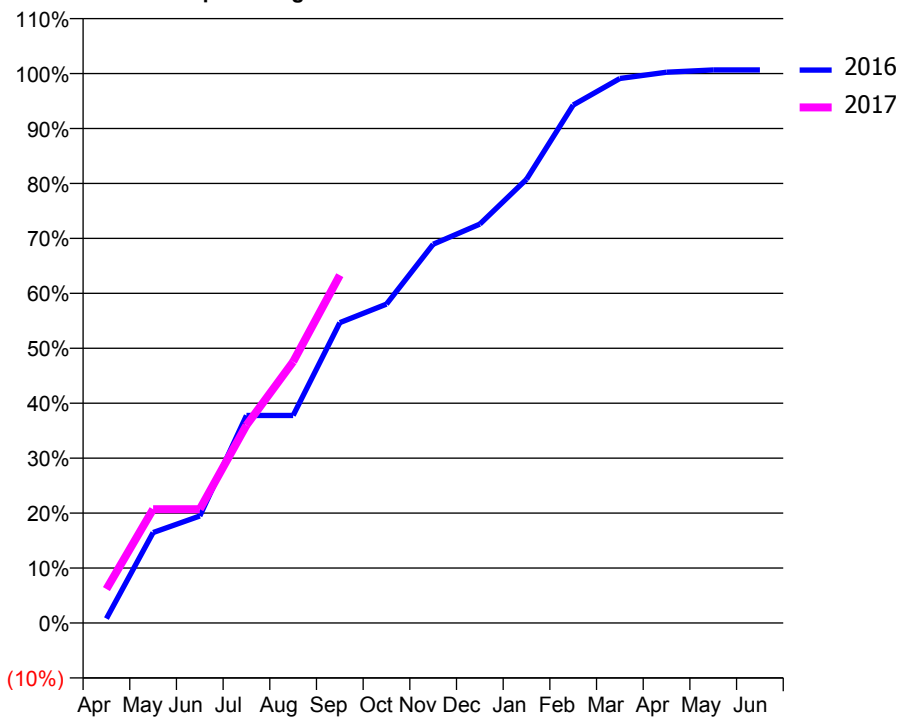
ACCESS*

Patients seen in 24 months	Total	Change since previous quarter
Quarter ending September 2015	274	
Quarter ending December 2015	272	→
Quarter ending March 2016	272	→
Quarter ending June 2016	287	↑
Quarter ending September 2016	297	↑
Variance since September 2015	8.4%	↑



ACTIVITY

Cumulative percentage of contracted UDA delivered 2016 & 2017



Month	Adjusted Scheduled Activity (UDA)	
	2016	2017
April	6	46
May	121	153
June	144	153
July	278	265
August	278	350
September	403	467
October	428	
November	508	
December	535	
January	595	
February	695	
March	730	
April	739	
May	742	
June	742	

QUALITY

	Quantity	Base Number	Contract	AT	Region	England
% of FP17s for the same patient ID Re-attending within 3 months - Children	3	100	3.0%	9.6%	11.8%	12.4%
% of FP17s for the same patient ID Re-attending within 3 months - Adults	13	139	9.4%	14.3%	16.6%	16.7%
% of FP17s for the same patient ID Re-attending between 3 & 9 months - Children	39	100	39.0%	60.6%	60.2%	57.4%
% of FP17s for the same patient ID Re-attending between 3 & 9 months - Adults	54	139	38.8%	52.7%	52.0%	50.5%
% of FP17s for Band 1 Urgent Courses	28	232	12.1%	7.7%	9.4%	9.1%
% of FP17s Relating to Free Repair or Replacements	0	232	0.0%	0.8%	0.7%	0.8%
% of FP17s Relating to Continuations	1	232	0.4%	1.3%	1.2%	1.3%
% of Patients satisfied with the dentistry they have received	1	1	N/A	93.4%	93.6%	93.2%
% of Patients satisfied with the time they had to wait for an appointment	1	1	N/A	88.9%	89.1%	89.0%

* This is based on patients treated on this contract for their most recent course of treatment. Figures in italics indicate the base number of FP17s or Patient Questionnaire responses are less than 100. N/A is shown where the base number of responses is less than 10 during the period. % is calculated as Quantity/Base number*100

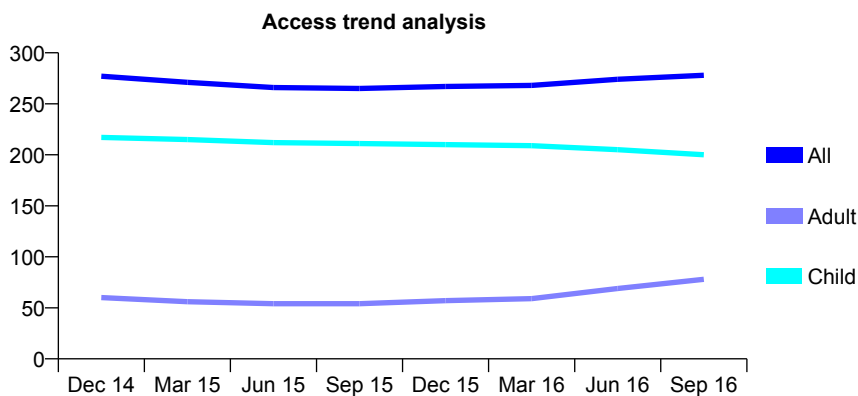
Q64 - Vital Signs At a Glance Contract Report for 630489/0003 - September 2016

Name or company name	MR CA DANNHAUSER
Contract type name	GDS Contract
Purpose of contract	General
Contract start date	01/04/2006
Contract end date	

16/17 Contracted general activity (UDA)	550
Carry forward general activity (UDA)	-2
16/17 Contracted orthodontic activity (UOA)	0
Carry forward orthodontic activity (UOA)	0
Baseline contract value	£12,493.45

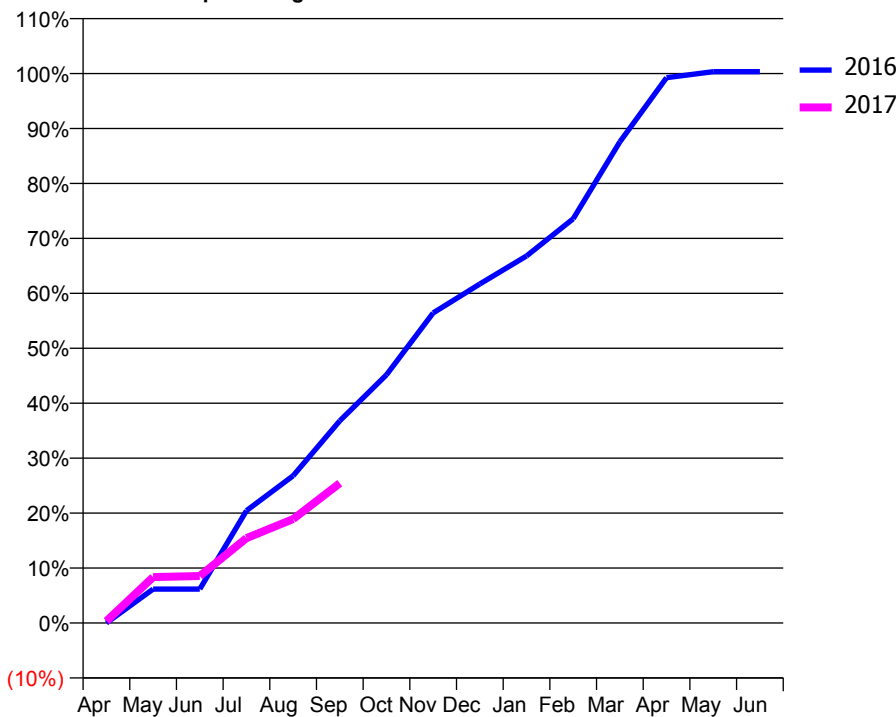
ACCESS*

Patients seen in 24 months	Total	Change since previous quarter
Quarter ending September 2015	265	
Quarter ending December 2015	267	→
Quarter ending March 2016	268	→
Quarter ending June 2016	274	↑
Quarter ending September 2016	278	→
Variance since September 2015	4.9%	↑



ACTIVITY

Cumulative percentage of contracted UDA delivered 2016 & 2017



Adjusted Scheduled Activity (UDA)

Month	2016	2017
April	0	2
May	34	46
June	34	47
July	112	85
August	147	104
September	202	140
October	248	
November	310	
December	339	
January	367	
February	405	
March	482	
April	546	
May	552	
June	552	

QUALITY

	Quantity	Base Number	Contract	AT	Region	England
% of FP17s for the same patient ID Re-attending within 3 months - Children	10	97	10.3%	9.6%	11.8%	12.4%
% of FP17s for the same patient ID Re-attending within 3 months - Adults	0	35	0.0%	14.3%	16.6%	16.7%
% of FP17s for the same patient ID Re-attending between 3 & 9 months - Children	46	97	47.4%	60.6%	60.2%	57.4%
% of FP17s for the same patient ID Re-attending between 3 & 9 months - Adults	15	35	42.9%	52.7%	52.0%	50.5%
% of FP17s for Band 1 Urgent Courses	0	101	0.0%	7.7%	9.4%	9.1%
% of FP17s Relating to Free Repair or Replacements	0	101	0.0%	0.8%	0.7%	0.8%
% of FP17s Relating to Continuations	0	101	0.0%	1.3%	1.2%	1.3%
% of Patients satisfied with the dentistry they have received	0	0	N/A	93.4%	93.6%	93.2%
% of Patients satisfied with the time they had to wait for an appointment	0	0	N/A	88.9%	89.1%	89.0%

* This is based on patients treated on this contract for their most recent course of treatment. Figures in italics indicate the base number of FP17s or Patient Questionnaire responses are less than 100. N/A is shown where the base number of responses is less than 10 during the period. % is calculated as Quantity/Base number*100

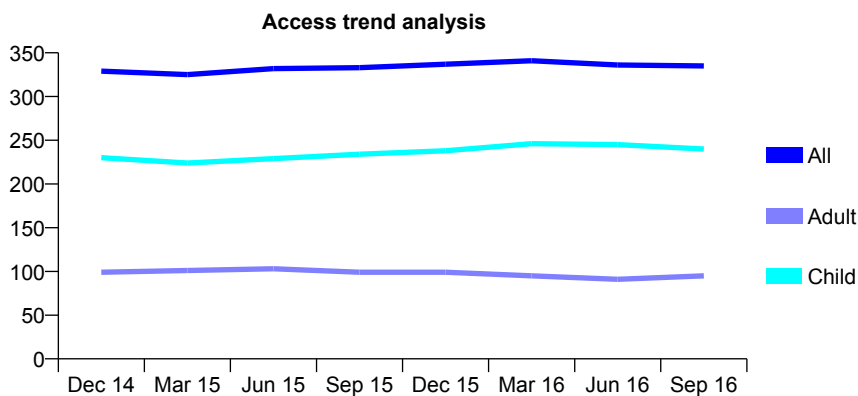
Q64 - Vital Signs At a Glance Contract Report for 632171/0001 - September 2016

Name or company name	MR CJ RUSHFORTH
Contract type name	GDS Contract
Purpose of contract	General
Contract start date	01/04/2006
Contract end date	

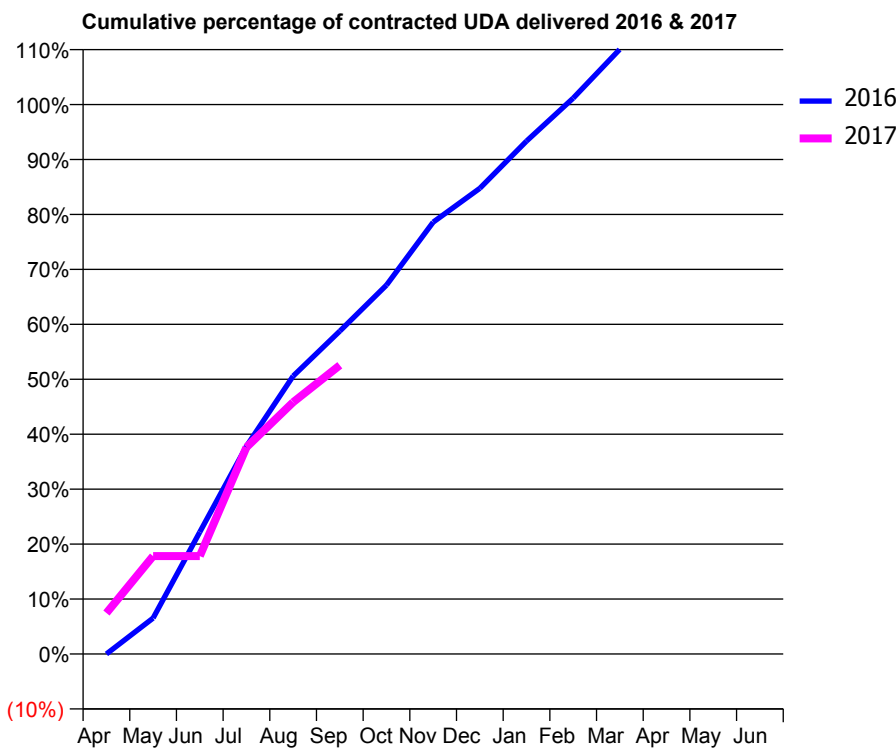
16/17 Contracted general activity (UDA)	550
Carry forward general activity (UDA)	-11
16/17 Contracted orthodontic activity (UOA)	0
Carry forward orthodontic activity (UOA)	0
Baseline contract value	£15,678.16

ACCESS*

Patients seen in 24 months	Total	Change since previous quarter
Quarter ending September 2015	333	
Quarter ending December 2015	337	→
Quarter ending March 2016	341	→
Quarter ending June 2016	336	↓
Quarter ending September 2016	335	→
Variance since September 2015	0.6%	→



ACTIVITY



Month	Adjusted Scheduled Activity (UDA)	
	2016	2017
April	0	41
May	36	98
June	122	98
July	208	207
August	278	252
September	323	289
October	369	
November	432	
December	466	
January	513	
February	556	
March	605	
April	606	
May	609	
June	609	

QUALITY

	Quantity	Base Number	Contract	AT	Region	England
% of FP17s for the same patient ID Re-attending within 3 months - Children	3	178	1.7%	9.6%	11.8%	12.4%
% of FP17s for the same patient ID Re-attending within 3 months - Adults	2	47	4.3%	14.3%	16.6%	16.7%
% of FP17s for the same patient ID Re-attending between 3 & 9 months - Children	114	178	64.0%	60.6%	60.2%	57.4%
% of FP17s for the same patient ID Re-attending between 3 & 9 months - Adults	21	47	44.7%	52.7%	52.0%	50.5%
% of FP17s for Band 1 Urgent Courses	0	223	0.0%	7.7%	9.4%	9.1%
% of FP17s Relating to Free Repair or Replacements	0	223	0.0%	0.8%	0.7%	0.8%
% of FP17s Relating to Continuations	0	223	0.0%	1.3%	1.2%	1.3%
% of Patients satisfied with the dentistry they have received	0	0	N/A	93.4%	93.6%	93.2%
% of Patients satisfied with the time they had to wait for an appointment	0	0	N/A	88.9%	89.1%	89.0%

* This is based on patients treated on this contract for their most recent course of treatment. Figures in italics indicate the base number of FP17s or Patient Questionnaire responses are less than 100. N/A is shown where the base number of responses is less than 10 during the period. % is calculated as Quantity/Base number*100

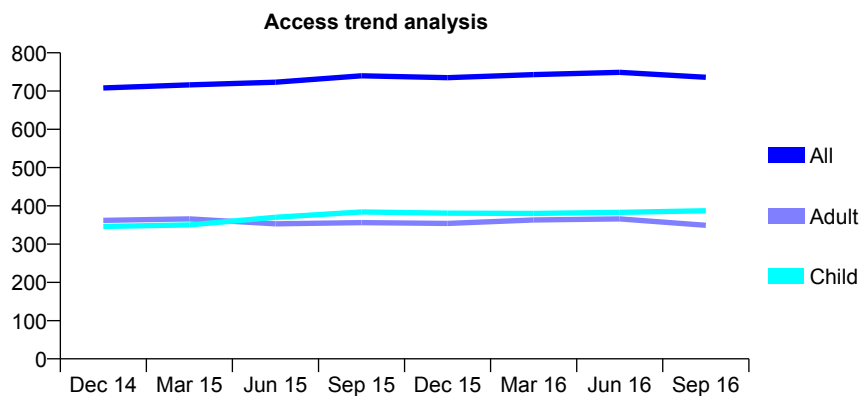
Q64 - Vital Signs At a Glance Contract Report for 636479/0001 - September 2016

Name or company name	MR MA SALIBA
Contract type name	GDS Contract
Purpose of contract	General
Contract start date	01/04/2006
Contract end date	

16/17 Contracted general activity (UDA)	2,500
Carry forward general activity (UDA)	36
16/17 Contracted orthodontic activity (UOA)	0
Carry forward orthodontic activity (UOA)	0
Baseline contract value	£68,558.95

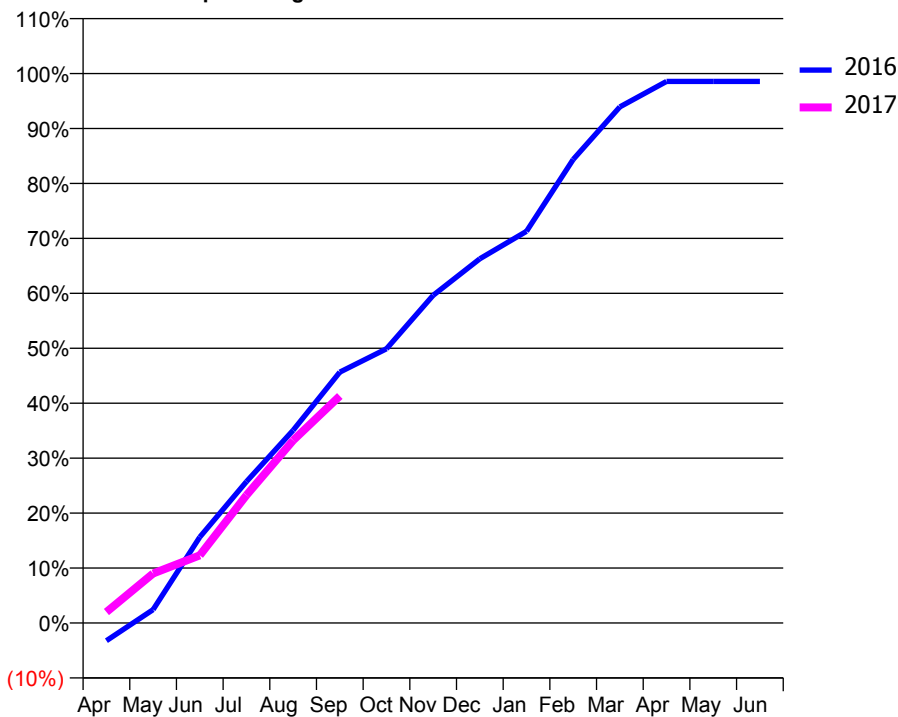
ACCESS*

Patients seen in 24 months	Total	Change since previous quarter
Quarter ending September 2015	740	
Quarter ending December 2015	735	→
Quarter ending March 2016	743	→
Quarter ending June 2016	749	→
Quarter ending September 2016	736	↓
Variance since September 2015	(0.5%)	→



ACTIVITY

Cumulative percentage of contracted UDA delivered 2016 & 2017



Month	Adjusted Scheduled Activity (UDA)	
	2016	2017
April	-81	50
May	61	226
June	391	308
July	643	581
August	877	831
September	1,141	1,033
October	1,247	
November	1,491	
December	1,657	
January	1,782	
February	2,109	
March	2,348	
April	2,464	
May	2,464	
June	2,464	

QUALITY

	Quantity	Base Number	Contract	AT	Region	England
% of FP17s for the same patient ID Re-attending within 3 months - Children	43	345	12.5%	9.6%	11.8%	12.4%
% of FP17s for the same patient ID Re-attending within 3 months - Adults	46	249	18.5%	14.3%	16.6%	16.7%
% of FP17s for the same patient ID Re-attending between 3 & 9 months - Children	230	345	66.7%	60.6%	60.2%	57.4%
% of FP17s for the same patient ID Re-attending between 3 & 9 months - Adults	155	249	62.2%	52.7%	52.0%	50.5%
% of FP17s for Band 1 Urgent Courses	34	536	6.3%	7.7%	9.4%	9.1%
% of FP17s Relating to Free Repair or Replacements	15	536	2.8%	0.8%	0.7%	0.8%
% of FP17s Relating to Continuations	4	536	0.7%	1.3%	1.2%	1.3%
% of Patients satisfied with the dentistry they have received	2	2	N/A	93.4%	93.6%	93.2%
% of Patients satisfied with the time they had to wait for an appointment	2	2	N/A	88.9%	89.1%	89.0%

* This is based on patients treated on this contract for their most recent course of treatment. Figures in italics indicate the base number of FP17s or Patient Questionnaire responses are less than 100. N/A is shown where the base number of responses is less than 10 during the period. % is calculated as Quantity/Base number*100

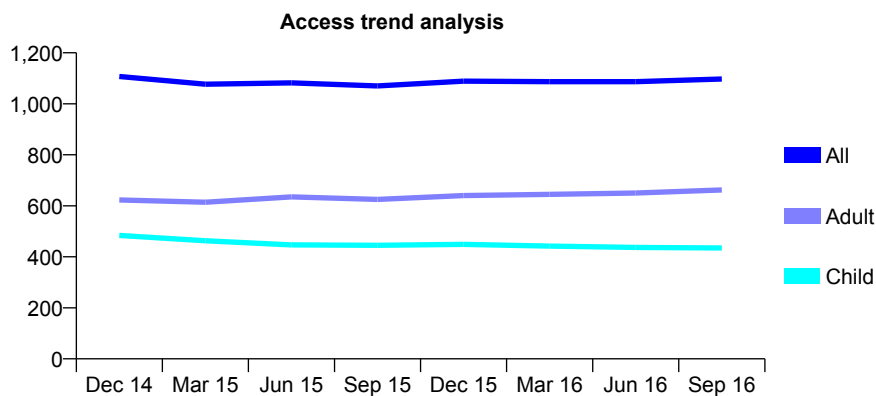
Q64 - Vital Signs At a Glance Contract Report for 636975/0001 - September 2016

Name or company name	MR PS SMITHSON
Contract type name	GDS Contract
Purpose of contract	General
Contract start date	01/04/2006
Contract end date	

16/17 Contracted general activity (UDA)	3,666
Carry forward general activity (UDA)	61
16/17 Contracted orthodontic activity (UOA)	0
Carry forward orthodontic activity (UOA)	0
Baseline contract value	£83,592.15

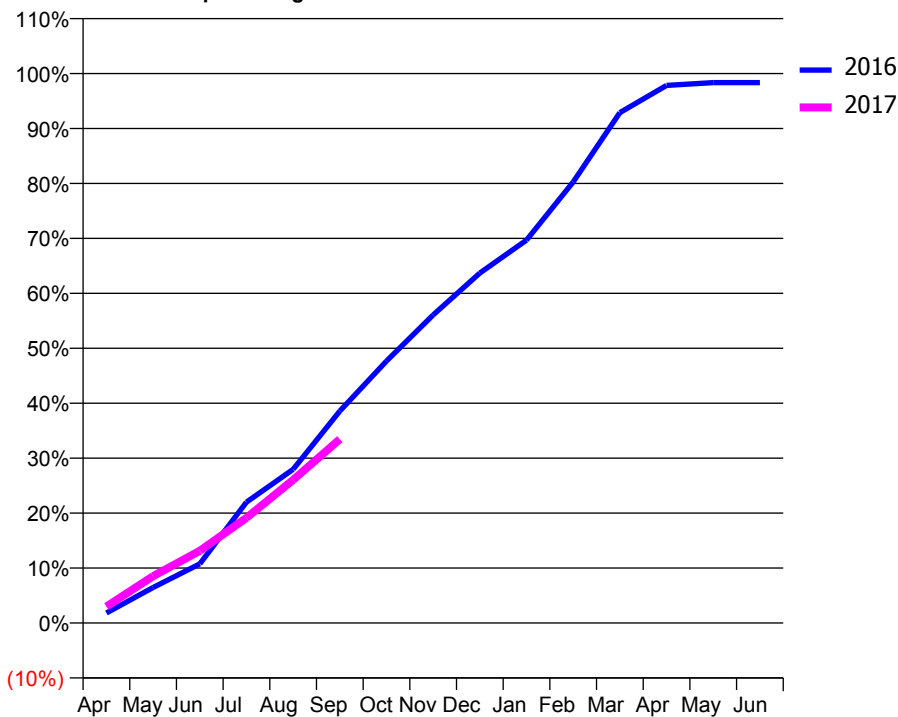
ACCESS*

Patients seen in 24 months	Total	Change since previous quarter
Quarter ending September 2015	1,070	
Quarter ending December 2015	1,089	→
Quarter ending March 2016	1,087	→
Quarter ending June 2016	1,087	→
Quarter ending September 2016	1,097	→
Variance since September 2015	2.5%	↑



ACTIVITY

Cumulative percentage of contracted UDA delivered 2016 & 2017



Adjusted Scheduled Activity (UDA)

Month	2016	2017
April	67	110
May	237	312
June	395	481
July	806	701
August	1,025	955
September	1,414	1,226
October	1,748	
November	2,055	
December	2,335	
January	2,555	
February	2,942	
March	3,405	
April	3,587	
May	3,605	
June	3,605	

QUALITY

	Quantity	Base Number	Contract	AT	Region	England
% of FP17s for the same patient ID Re-attending within 3 months - Children	21	319	6.6%	9.6%	11.8%	12.4%
% of FP17s for the same patient ID Re-attending within 3 months - Adults	42	433	9.7%	14.3%	16.6%	16.7%
% of FP17s for the same patient ID Re-attending between 3 & 9 months - Children	165	319	51.7%	60.6%	60.2%	57.4%
% of FP17s for the same patient ID Re-attending between 3 & 9 months - Adults	260	433	60.0%	52.7%	52.0%	50.5%
% of FP17s for Band 1 Urgent Courses	10	690	1.4%	7.7%	9.4%	9.1%
% of FP17s Relating to Free Repair or Replacements	3	690	0.4%	0.8%	0.7%	0.8%
% of FP17s Relating to Continuations	2	690	0.3%	1.3%	1.2%	1.3%
% of Patients satisfied with the dentistry they have received	4	4	N/A	93.4%	93.6%	93.2%
% of Patients satisfied with the time they had to wait for an appointment	4	4	N/A	88.9%	89.1%	89.0%

* This is based on patients treated on this contract for their most recent course of treatment. Figures in italics indicate the base number of FP17s or Patient Questionnaire responses are less than 100. N/A is shown where the base number of responses is less than 10 during the period. % is calculated as Quantity/Base number*100

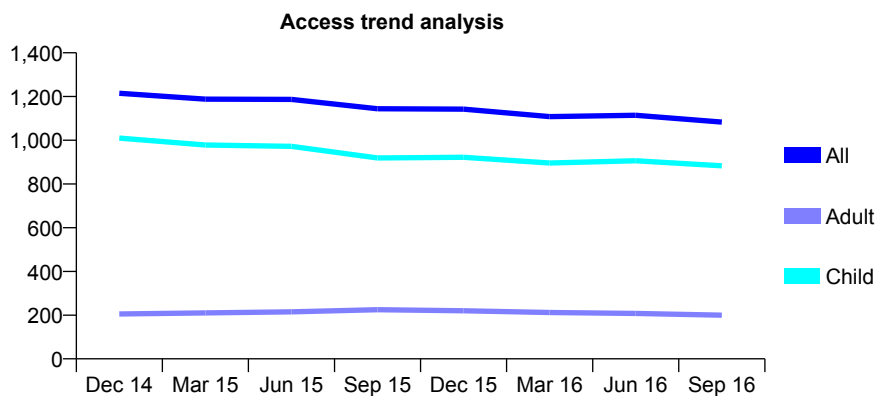
Q64 - Vital Signs At a Glance Contract Report for 642231/0001 - September 2016

Name or company name	MR RO COLEMAN
Contract type name	GDS Contract
Purpose of contract	General
Contract start date	01/04/2006
Contract end date	

16/17 Contracted general activity (UDA)	2,400
Carry forward general activity (UDA)	0
16/17 Contracted orthodontic activity (UOA)	0
Carry forward orthodontic activity (UOA)	0
Baseline contract value	£50,438.62

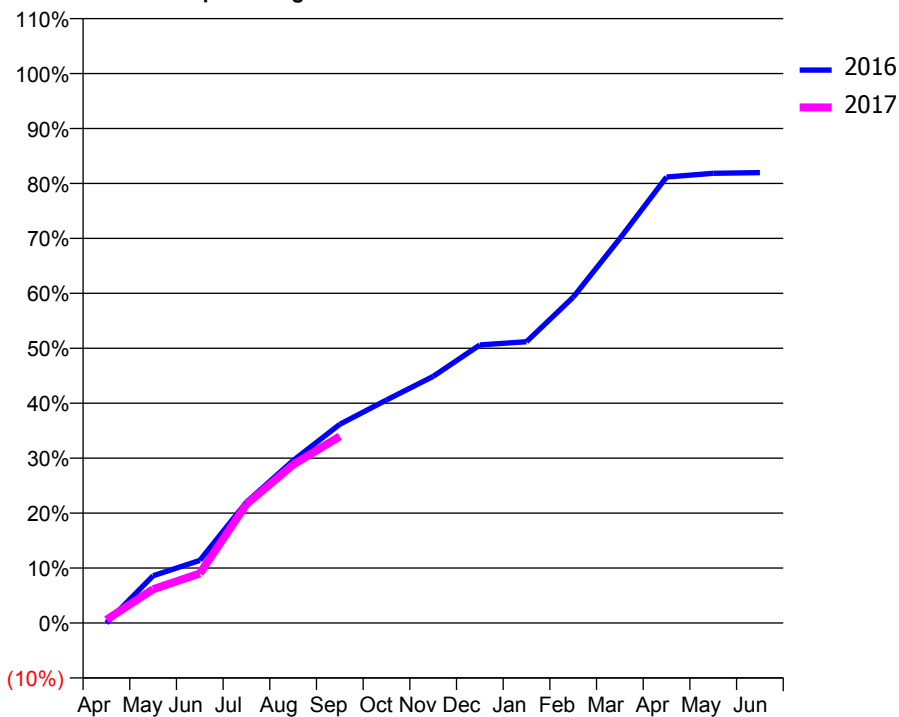
ACCESS*

Patients seen in 24 months	Total	Change since previous quarter
Quarter ending September 2015	1,144	
Quarter ending December 2015	1,142	→
Quarter ending March 2016	1,108	↓
Quarter ending June 2016	1,114	→
Quarter ending September 2016	1,083	↓
Variance since September 2015	(5.3%)	↓



ACTIVITY

Cumulative percentage of contracted UDA delivered 2016 & 2017



Adjusted Scheduled Activity (UDA)

Month	2016	2017
April	0	14
May	206	147
June	274	217
July	528	519
August	709	692
September	868	815
October	974	
November	1,077	
December	1,215	
January	1,229	
February	1,423	
March	1,680	
April	1,948	
May	1,964	
June	1,967	

QUALITY

	Quantity	Base Number	Contract	AT	Region	England
% of FP17s for the same patient ID Re-attending within 3 months - Children	27	587	4.6%	9.6%	11.8%	12.4%
% of FP17s for the same patient ID Re-attending within 3 months - Adults	2	43	4.7%	14.3%	16.6%	16.7%
% of FP17s for the same patient ID Re-attending between 3 & 9 months - Children	299	587	50.9%	60.6%	60.2%	57.4%
% of FP17s for the same patient ID Re-attending between 3 & 9 months - Adults	18	43	41.9%	52.7%	52.0%	50.5%
% of FP17s for Band 1 Urgent Courses	16	450	3.6%	7.7%	9.4%	9.1%
% of FP17s Relating to Free Repair or Replacements	0	450	0.0%	0.8%	0.7%	0.8%
% of FP17s Relating to Continuations	0	450	0.0%	1.3%	1.2%	1.3%
% of Patients satisfied with the dentistry they have received	5	5	N/A	93.4%	93.6%	93.2%
% of Patients satisfied with the time they had to wait for an appointment	5	5	N/A	88.9%	89.1%	89.0%

* This is based on patients treated on this contract for their most recent course of treatment. Figures in italics indicate the base number of FP17s or Patient Questionnaire responses are less than 100. N/A is shown where the base number of responses is less than 10 during the period. % is calculated as Quantity/Base number*100

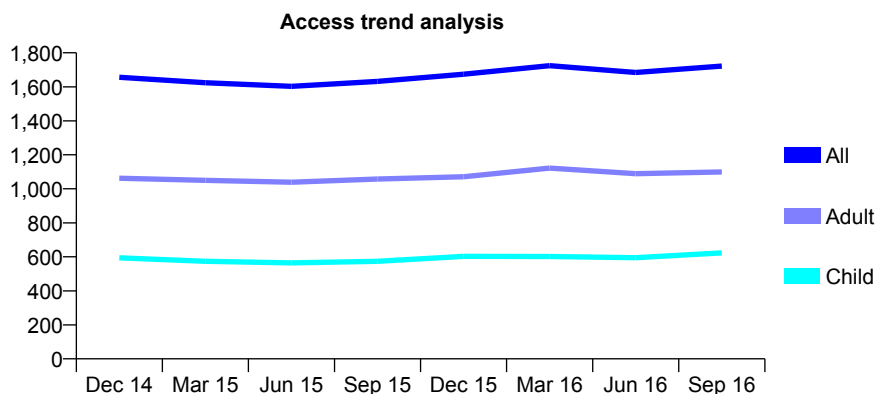
Q64 - Vital Signs At a Glance Contract Report for 643297/0001 - September 2016

Name or company name	Savernake Dental Partners
Contract type name	GDS Contract
Purpose of contract	General
Contract start date	01/04/2006
Contract end date	

16/17 Contracted general activity (UDA)	3,738
Carry forward general activity (UDA)	-75
16/17 Contracted orthodontic activity (UOA)	0
Carry forward orthodontic activity (UOA)	0
Baseline contract value	£78,610.23

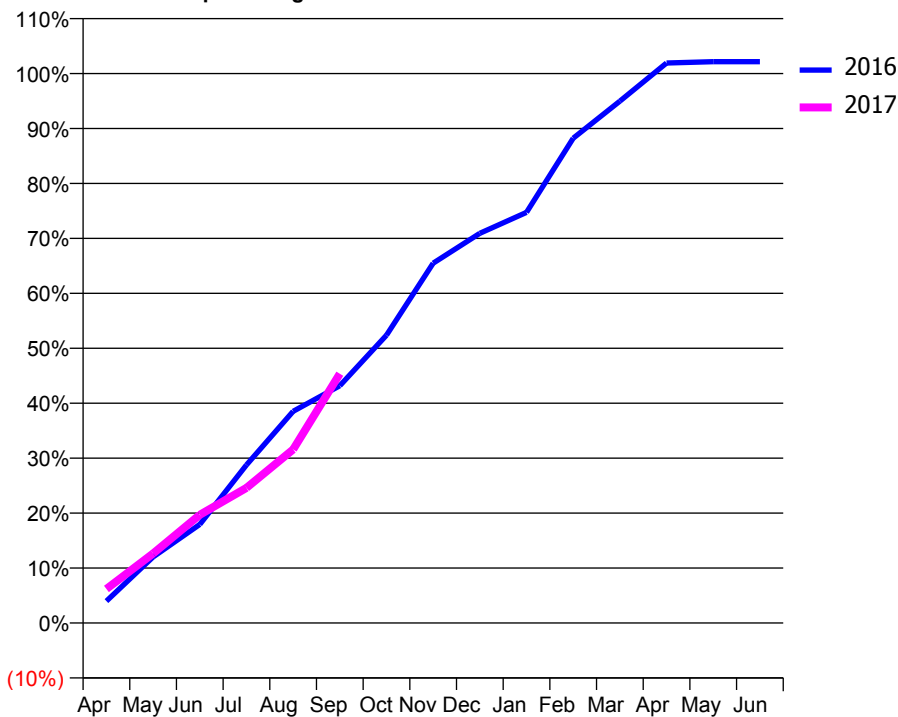
ACCESS*

Patients seen in 24 months	Total	Change since previous quarter
Quarter ending September 2015	1,632	
Quarter ending December 2015	1,674	↑
Quarter ending March 2016	1,724	↑
Quarter ending June 2016	1,684	↓
Quarter ending September 2016	1,722	↑
Variance since September 2015	5.5%	↑



ACTIVITY

Cumulative percentage of contracted UDA delivered 2016 & 2017



Month	Adjusted Scheduled Activity (UDA)	
	2016	2017
April	149	231
May	449	473
June	671	736
July	1,075	919
August	1,440	1,180
September	1,615	1,696
October	1,958	
November	2,448	
December	2,651	
January	2,793	
February	3,298	
March	3,550	
April	3,810	
May	3,819	
June	3,819	

QUALITY

	Quantity	Base Number	Contract	AT	Region	England
% of FP17s for the same patient ID Re-attending within 3 months - Children	25	522	4.8%	9.6%	11.8%	12.4%
% of FP17s for the same patient ID Re-attending within 3 months - Adults	99	918	10.8%	14.3%	16.6%	16.7%
% of FP17s for the same patient ID Re-attending between 3 & 9 months - Children	239	522	45.8%	60.6%	60.2%	57.4%
% of FP17s for the same patient ID Re-attending between 3 & 9 months - Adults	322	918	35.1%	52.7%	52.0%	50.5%
% of FP17s for Band 1 Urgent Courses	54	891	6.1%	7.7%	9.4%	9.1%
% of FP17s Relating to Free Repair or Replacements	0	891	0.0%	0.8%	0.7%	0.8%
% of FP17s Relating to Continuations	2	891	0.2%	1.3%	1.2%	1.3%
% of Patients satisfied with the dentistry they have received	4	4	N/A	93.4%	93.6%	93.2%
% of Patients satisfied with the time they had to wait for an appointment	4	4	N/A	88.9%	89.1%	89.0%

* This is based on patients treated on this contract for their most recent course of treatment. Figures in italics indicate the base number of FP17s or Patient Questionnaire responses are less than 100. N/A is shown where the base number of responses is less than 10 during the period. % is calculated as Quantity/Base number*100

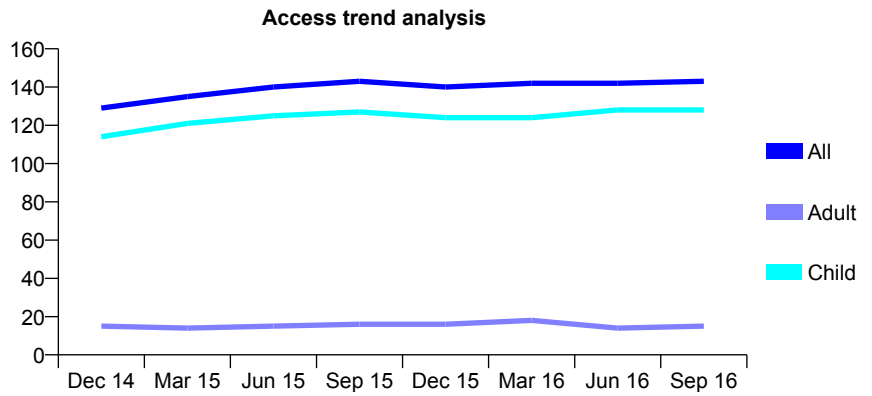
Q64 - Vital Signs At a Glance Contract Report for 650455/0001 - September 2016

Name or company name	MR JC KILLICK
Contract type name	GDS Contract
Purpose of contract	General
Contract start date	01/04/2006
Contract end date	

16/17 Contracted general activity (UDA)	300
Carry forward general activity (UDA)	-3
16/17 Contracted orthodontic activity (UOA)	0
Carry forward orthodontic activity (UOA)	0
Baseline contract value	£7,051.01

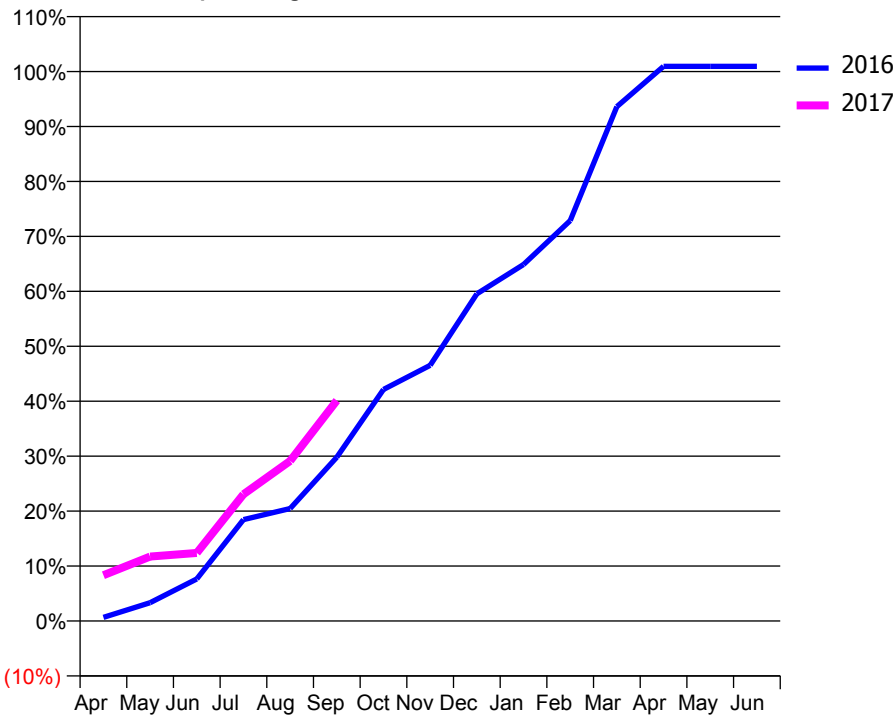
ACCESS*

Patients seen in 24 months	Total	Change since previous quarter
Quarter ending September 2015	143	
Quarter ending December 2015	140	↓
Quarter ending March 2016	142	→
Quarter ending June 2016	142	→
Quarter ending September 2016	143	→
Variance since September 2015	0.0%	→



ACTIVITY

Cumulative percentage of contracted UDA delivered 2016 & 2017



Month	Adjusted Scheduled Activity (UDA)	
	2016	2017
April	2	25
May	10	35
June	23	37
July	55	69
August	61	87
September	89	120
October	126	
November	140	
December	179	
January	195	
February	219	
March	281	
April	303	
May	303	
June	303	

QUALITY

	Quantity	Base Number	Contract	AT	Region	England
% of FP17s for the same patient ID Re-attending within 3 months - Children	7	108	6.5%	9.6%	11.8%	12.4%
% of FP17s for the same patient ID Re-attending within 3 months - Adults	0	6	0.0%	14.3%	16.6%	16.7%
% of FP17s for the same patient ID Re-attending between 3 & 9 months - Children	72	108	66.7%	60.6%	60.2%	57.4%
% of FP17s for the same patient ID Re-attending between 3 & 9 months - Adults	5	6	83.3%	52.7%	52.0%	50.5%
% of FP17s for Band 1 Urgent Courses	2	93	2.2%	7.7%	9.4%	9.1%
% of FP17s Relating to Free Repair or Replacements	0	93	0.0%	0.8%	0.7%	0.8%
% of FP17s Relating to Continuations	0	93	0.0%	1.3%	1.2%	1.3%
% of Patients satisfied with the dentistry they have received	3	3	N/A	93.4%	93.6%	93.2%
% of Patients satisfied with the time they had to wait for an appointment	3	3	N/A	88.9%	89.1%	89.0%

* This is based on patients treated on this contract for their most recent course of treatment. Figures in italics indicate the base number of FP17s or Patient Questionnaire responses are less than 100. N/A is shown where the base number of responses is less than 10 during the period. % is calculated as Quantity/Base number*100

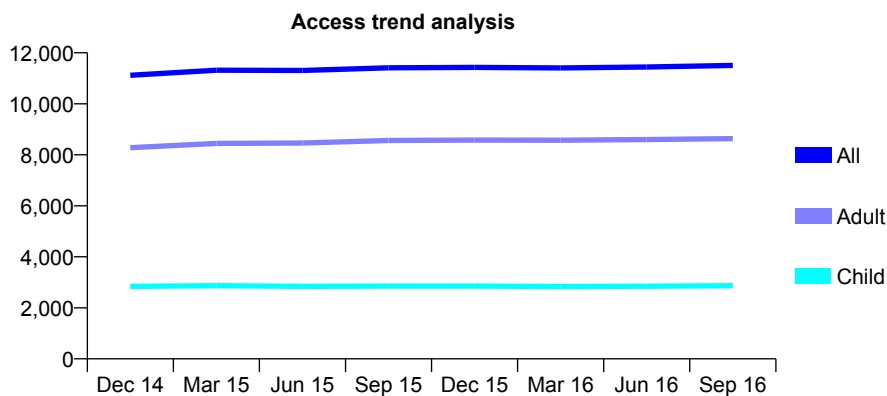
Q64 - Vital Signs At a Glance Contract Report for 651796/0001 - September 2016

Name or company name	MISS PA RISELEY-PRICHARD
Contract type name	Pilot Contract
Purpose of contract	General
Contract start date	01/04/2006
Contract end date	

16/17 Contracted general activity (UDA)	10,292
Carry forward general activity (UDA)	0
16/17 Contracted orthodontic activity (UOA)	0
Carry forward orthodontic activity (UOA)	0
Baseline contract value	£796,227.79

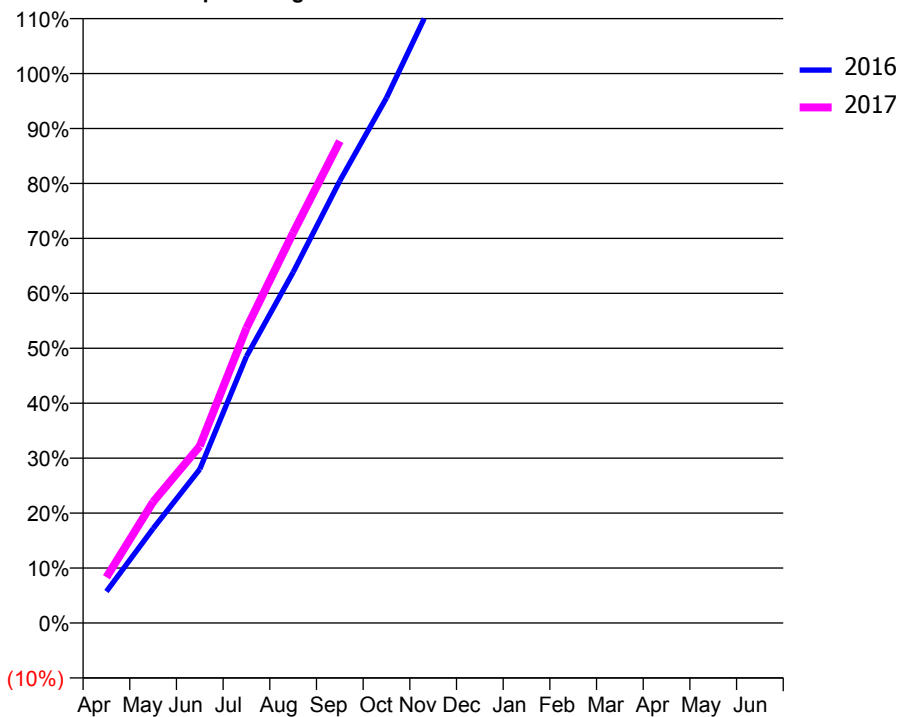
ACCESS*

Patients seen in 24 months	Total	Change since previous quarter
Quarter ending September 2015	11,410	
Quarter ending December 2015	11,429	→
Quarter ending March 2016	11,405	→
Quarter ending June 2016	11,445	→
Quarter ending September 2016	11,504	→
Variance since September 2015	0.8%	→



ACTIVITY

Cumulative percentage of contracted UDA delivered 2016 & 2017



Month	Adjusted Scheduled Activity (UDA)	
	2016	2017
April	591	858
May	1,769	2,268
June	2,880	3,312
July	4,994	5,524
August	6,570	7,309
September	8,280	9,024
October	9,837	
November	11,672	
December	13,219	
January	13,799	
February	16,576	
March	18,607	
April	19,321	
May	19,377	
June	19,400	

QUALITY

	Quantity	Base Number	Contract	AT	Region	England
% of FP17s for the same patient ID Re-attending within 3 months - Children	76	2,094	3.6%	9.6%	11.8%	12.4%
% of FP17s for the same patient ID Re-attending within 3 months - Adults	469	4,354	10.8%	14.3%	16.6%	16.7%
% of FP17s for the same patient ID Re-attending between 3 & 9 months - Children	1,433	2,094	68.4%	60.6%	60.2%	57.4%
% of FP17s for the same patient ID Re-attending between 3 & 9 months - Adults	1,528	4,354	35.1%	52.7%	52.0%	50.5%
% of FP17s for Band 1 Urgent Courses	386	5,487	7.0%	7.7%	9.4%	9.1%
% of FP17s Relating to Free Repair or Replacements	22	5,487	0.4%	0.8%	0.7%	0.8%
% of FP17s Relating to Continuations	34	5,487	0.6%	1.3%	1.2%	1.3%
% of Patients satisfied with the dentistry they have received	8	8	N/A	93.4%	93.6%	93.2%
% of Patients satisfied with the time they had to wait for an appointment	5	8	N/A	88.9%	89.1%	89.0%

* This is based on patients treated on this contract for their most recent course of treatment. Figures in italics indicate the base number of FP17s or Patient Questionnaire responses are less than 100. N/A is shown where the base number of responses is less than 10 during the period. % is calculated as Quantity/Base number*100

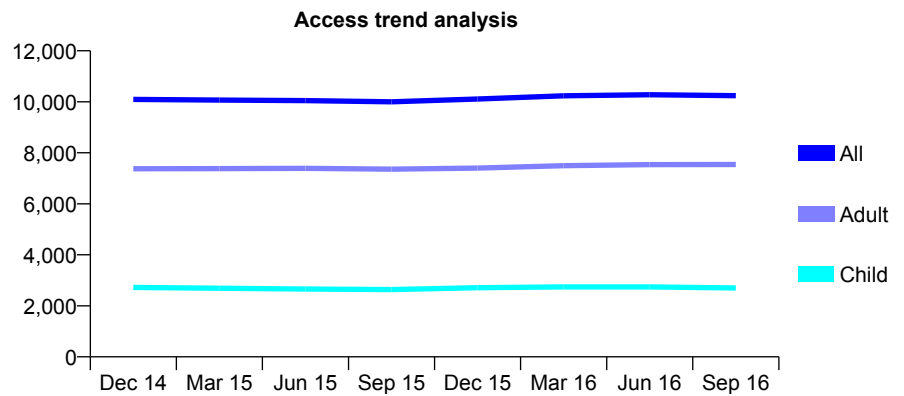
Q64 - Vital Signs At a Glance Contract Report for 652296/0001 - September 2016

Name or company name	MR MS INMAN
Contract type name	GDS Contract
Purpose of contract	General
Contract start date	01/04/2006
Contract end date	

16/17 Contracted general activity (UDA)	25,241
Carry forward general activity (UDA)	292
16/17 Contracted orthodontic activity (UOA)	0
Carry forward orthodontic activity (UOA)	0
Baseline contract value	£641,183.32

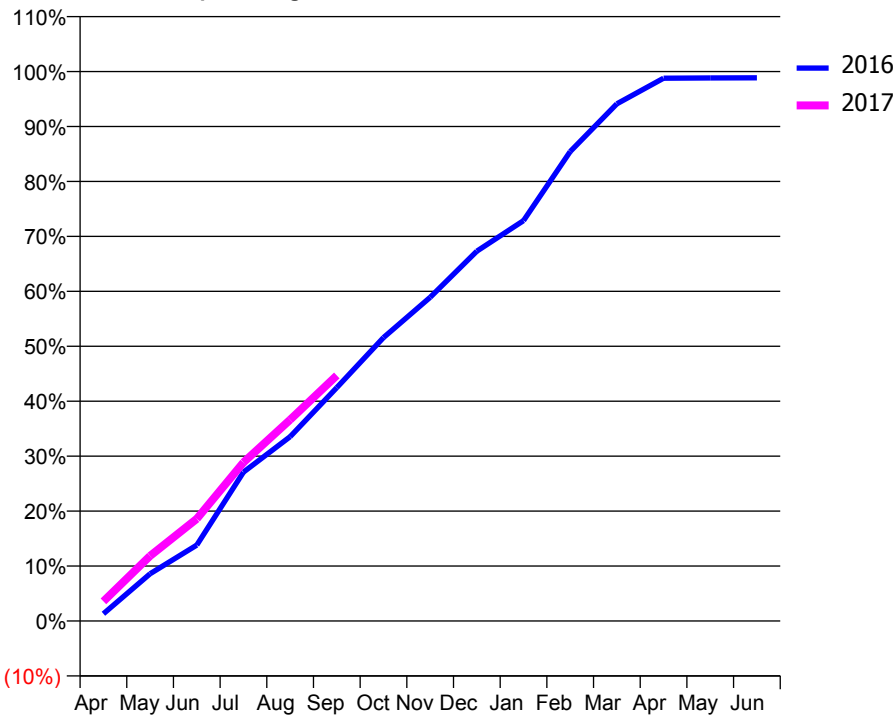
ACCESS*

Patients seen in 24 months	Total	Change since previous quarter
Quarter ending September 2015	10,002	
Quarter ending December 2015	10,109	→
Quarter ending March 2016	10,236	→
Quarter ending June 2016	10,278	→
Quarter ending September 2016	10,243	→
Variance since September 2015	2.4%	↑



ACTIVITY

Cumulative percentage of contracted UDA delivered 2016 & 2017



Month	Adjusted Scheduled Activity (UDA)	
	2016	2017
April	334	906
May	2,173	2,992
June	3,491	4,692
July	6,837	7,285
August	8,465	9,248
September	10,722	11,280
October	13,022	
November	14,871	
December	16,989	
January	18,392	
February	21,567	
March	23,759	
April	24,934	
May	24,944	
June	24,949	

QUALITY

	Quantity	Base Number	Contract	AT	Region	England
% of FP17s for the same patient ID Re-attending within 3 months - Children	204	2,374	8.6%	9.6%	11.8%	12.4%
% of FP17s for the same patient ID Re-attending within 3 months - Adults	689	5,371	12.8%	14.3%	16.6%	16.7%
% of FP17s for the same patient ID Re-attending between 3 & 9 months - Children	1,571	2,374	66.2%	60.6%	60.2%	57.4%
% of FP17s for the same patient ID Re-attending between 3 & 9 months - Adults	2,928	5,371	54.5%	52.7%	52.0%	50.5%
% of FP17s for Band 1 Urgent Courses	474	6,570	7.2%	7.7%	9.4%	9.1%
% of FP17s Relating to Free Repair or Replacements	45	6,570	0.7%	0.8%	0.7%	0.8%
% of FP17s Relating to Continuations	41	6,570	0.6%	1.3%	1.2%	1.3%
% of Patients satisfied with the dentistry they have received	17	18	94.4%	93.4%	93.6%	93.2%
% of Patients satisfied with the time they had to wait for an appointment	16	18	88.9%	88.9%	89.1%	89.0%

* This is based on patients treated on this contract for their most recent course of treatment. Figures in italics indicate the base number of FP17s or Patient Questionnaire responses are less than 100. N/A is shown where the base number of responses is less than 10 during the period. % is calculated as Quantity/Base number*100

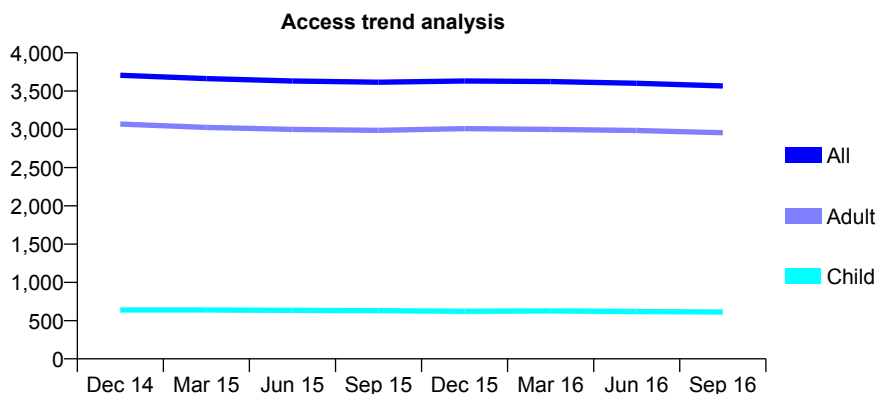
Q64 - Vital Signs At a Glance Contract Report for 672904/0002 - September 2016

Name or company name	MR DV BOWLES
Contract type name	GDS Contract
Purpose of contract	General
Contract start date	05/09/2012
Contract end date	

16/17 Contracted general activity (UDA)	8,803
Carry forward general activity (UDA)	226
16/17 Contracted orthodontic activity (UOA)	0
Carry forward orthodontic activity (UOA)	0
Baseline contract value	£190,358.40

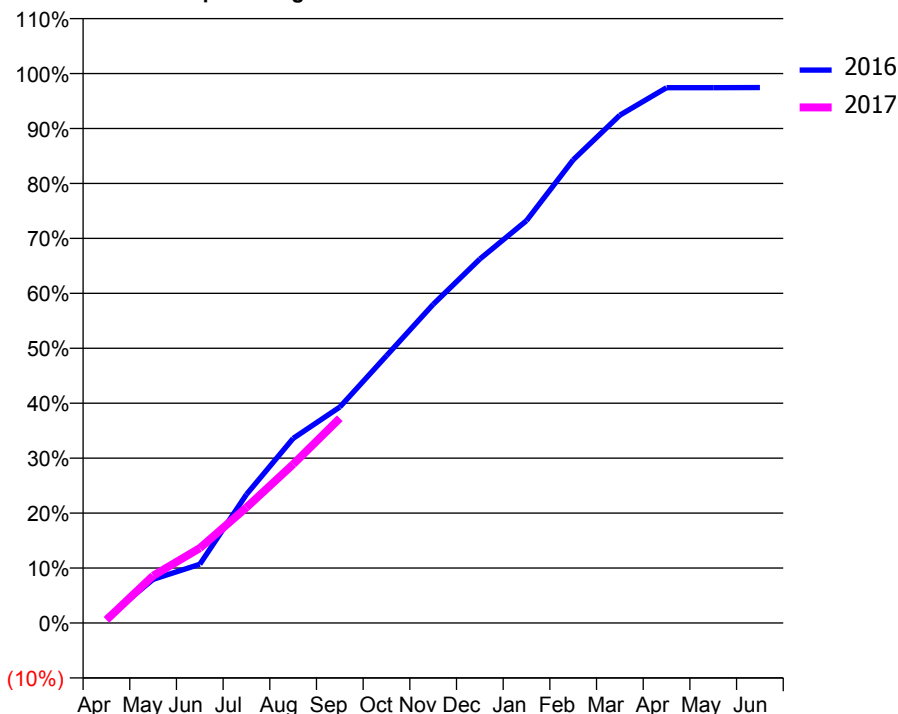
ACCESS*

Patients seen in 24 months	Total	Change since previous quarter
Quarter ending September 2015	3,616	
Quarter ending December 2015	3,631	→
Quarter ending March 2016	3,624	→
Quarter ending June 2016	3,601	→
Quarter ending September 2016	3,567	→
Variance since September 2015	(1.4%)	↓



ACTIVITY

Cumulative percentage of contracted UDA delivered 2016 & 2017



Adjusted Scheduled Activity (UDA)

Month	2016	2017
April	77	51
May	699	758
June	942	1,199
July	2,061	1,852
August	2,958	2,542
September	3,459	3,280
October	4,282	
November	5,105	
December	5,830	
January	6,445	
February	7,420	
March	8,136	
April	8,575	
May	8,576	
June	8,577	

QUALITY

	Quantity	Base Number	Contract	AT	Region	England
% of FP17s for the same patient ID Re-attending within 3 months - Children	15	289	5.2%	9.6%	11.8%	12.4%
% of FP17s for the same patient ID Re-attending within 3 months - Adults	232	1,513	15.3%	14.3%	16.6%	16.7%
% of FP17s for the same patient ID Re-attending between 3 & 9 months - Children	28	289	9.7%	60.6%	60.2%	57.4%
% of FP17s for the same patient ID Re-attending between 3 & 9 months - Adults	482	1,513	31.9%	52.7%	52.0%	50.5%
% of FP17s for Band 1 Urgent Courses	55	1,628	3.4%	7.7%	9.4%	9.1%
% of FP17s Relating to Free Repair or Replacements	23	1,628	1.4%	0.8%	0.7%	0.8%
% of FP17s Relating to Continuations	67	1,628	4.1%	1.3%	1.2%	1.3%
% of Patients satisfied with the dentistry they have received	2	3	N/A	93.4%	93.6%	93.2%
% of Patients satisfied with the time they had to wait for an appointment	3	3	N/A	88.9%	89.1%	89.0%

* This is based on patients treated on this contract for their most recent course of treatment. Figures in italics indicate the base number of FP17s or Patient Questionnaire responses are less than 100. N/A is shown where the base number of responses is less than 10 during the period. % is calculated as Quantity/Base number*100

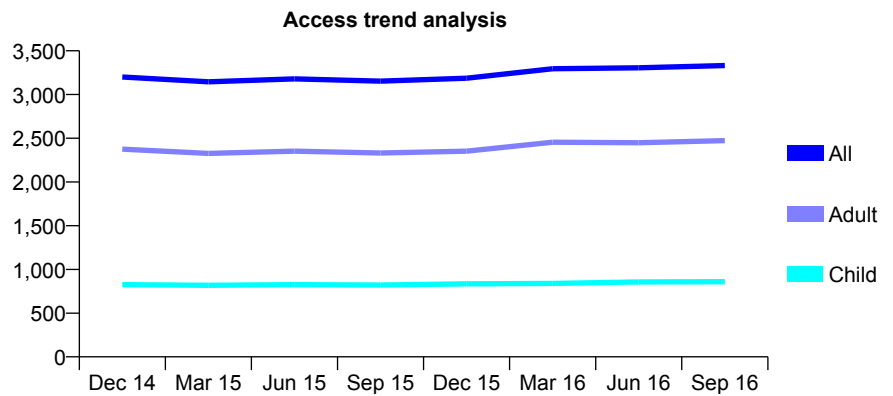
Q64 - Vital Signs At a Glance Contract Report for 674133/0001 - September 2016

Name or company name	Avon House Dental Practice
Contract type name	GDS Contract
Purpose of contract	General
Contract start date	04/12/2008
Contract end date	

16/17 Contracted general activity (UDA)	7,153
Carry forward general activity (UDA)	-129
16/17 Contracted orthodontic activity (UOA)	0
Carry forward orthodontic activity (UOA)	0
Baseline contract value	£165,654.97

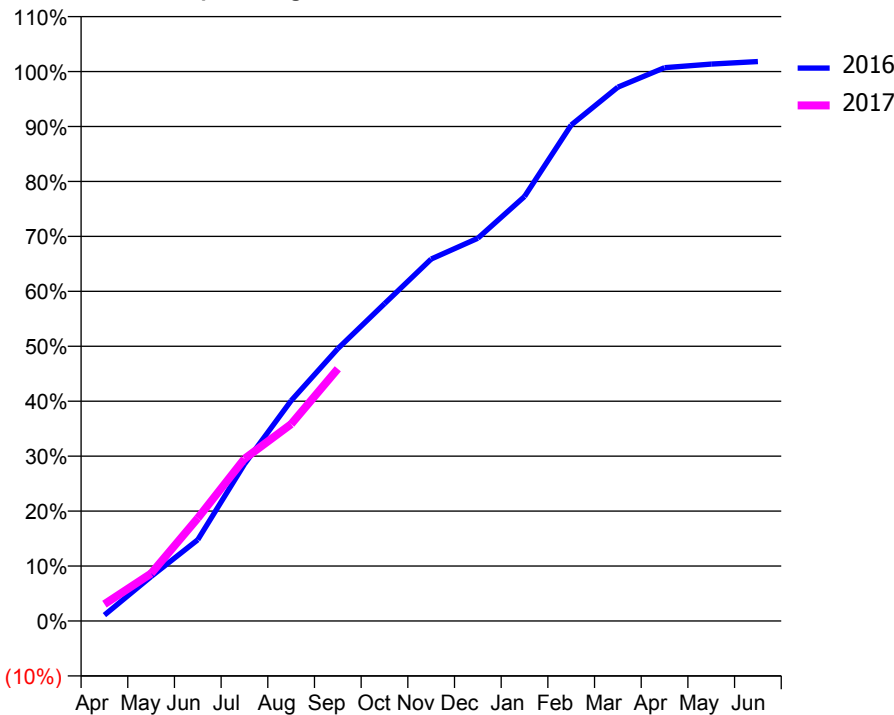
ACCESS*

Patients seen in 24 months	Total	Change since previous quarter
Quarter ending September 2015	3,153	
Quarter ending December 2015	3,187	→
Quarter ending March 2016	3,295	↑
Quarter ending June 2016	3,306	→
Quarter ending September 2016	3,332	→
Variance since September 2015	5.7%	↑



ACTIVITY

Cumulative percentage of contracted UDA delivered 2016 & 2017



Month	Adjusted Scheduled Activity (UDA)	
	2016	2017
April	77	220
May	579	618
June	1,059	1,340
July	2,042	2,112
August	2,868	2,563
September	3,545	3,284
October	4,130	
November	4,711	
December	4,983	
January	5,527	
February	6,456	
March	6,950	
April	7,203	
May	7,249	
June	7,282	

QUALITY

	Quantity	Base Number	Contract	AT	Region	England
% of FP17s for the same patient ID Re-attending within 3 months - Children	27	608	4.4%	9.6%	11.8%	12.4%
% of FP17s for the same patient ID Re-attending within 3 months - Adults	168	1,677	10.0%	14.3%	16.6%	16.7%
% of FP17s for the same patient ID Re-attending between 3 & 9 months - Children	390	608	64.1%	60.6%	60.2%	57.4%
% of FP17s for the same patient ID Re-attending between 3 & 9 months - Adults	958	1,677	57.1%	52.7%	52.0%	50.5%
% of FP17s for Band 1 Urgent Courses	120	2,072	5.8%	7.7%	9.4%	9.1%
% of FP17s Relating to Free Repair or Replacements	10	2,072	0.5%	0.8%	0.7%	0.8%
% of FP17s Relating to Continuations	7	2,072	0.3%	1.3%	1.2%	1.3%
% of Patients satisfied with the dentistry they have received	4	6	N/A	93.4%	93.6%	93.2%
% of Patients satisfied with the time they had to wait for an appointment	5	6	N/A	88.9%	89.1%	89.0%

* This is based on patients treated on this contract for their most recent course of treatment. Figures in italics indicate the base number of FP17s or Patient Questionnaire responses are less than 100. N/A is shown where the base number of responses is less than 10 during the period. % is calculated as Quantity/Base number*100

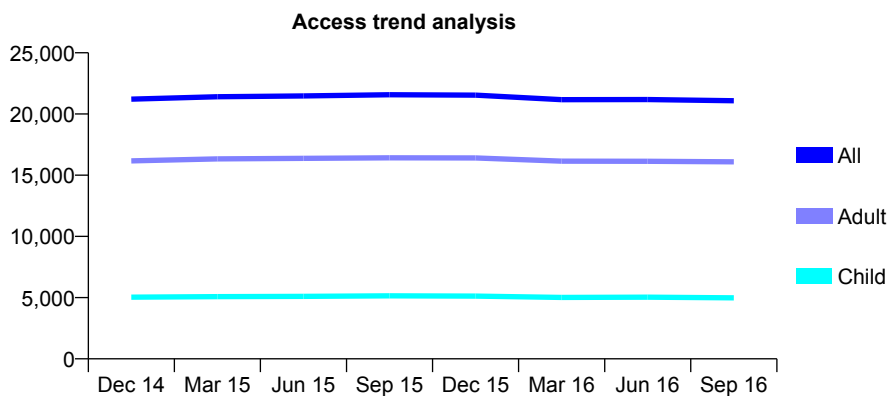
Q64 - Vital Signs At a Glance Contract Report for 674893/0001 - September 2016

Name or company name	MR B NEDJATI-GILANI
Contract type name	GDS Contract
Purpose of contract	General
Contract start date	01/04/2006
Contract end date	

16/17 Contracted general activity (UDA)	58,705
Carry forward general activity (UDA)	-30
16/17 Contracted orthodontic activity (UOA)	0
Carry forward orthodontic activity (UOA)	0
Baseline contract value	£1,345,127.35

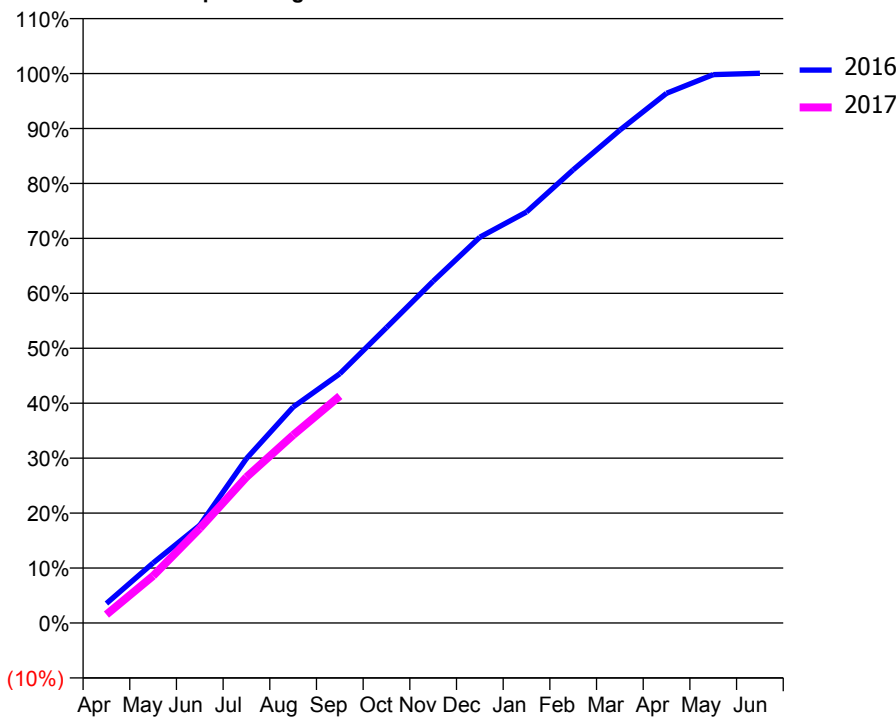
ACCESS*

Patients seen in 24 months	Total	Change since previous quarter
Quarter ending September 2015	21,569	
Quarter ending December 2015	21,538	→
Quarter ending March 2016	21,166	↓
Quarter ending June 2016	21,181	→
Quarter ending September 2016	21,082	→
Variance since September 2015	(2.3%)	↓



ACTIVITY

Cumulative percentage of contracted UDA delivered 2016 & 2017



Month	Adjusted Scheduled Activity (UDA)	
	2016	2017
April	2,085	899
May	6,417	5,038
June	10,456	10,111
July	17,567	15,595
August	23,067	20,081
September	26,635	24,248
October	31,558	
November	36,514	
December	41,218	
January	43,911	
February	48,414	
March	52,661	
April	56,591	
May	58,590	
June	58,735	

QUALITY

	Quantity	Base Number	Contract	AT	Region	England
% of FP17s for the same patient ID Re-attending within 3 months - Children	328	3,767	8.7%	9.6%	11.8%	12.4%
% of FP17s for the same patient ID Re-attending within 3 months - Adults	1,840	11,640	15.8%	14.3%	16.6%	16.7%
% of FP17s for the same patient ID Re-attending between 3 & 9 months - Children	2,003	3,767	53.2%	60.6%	60.2%	57.4%
% of FP17s for the same patient ID Re-attending between 3 & 9 months - Adults	6,006	11,640	51.6%	52.7%	52.0%	50.5%
% of FP17s for Band 1 Urgent Courses	1,194	12,730	9.4%	7.7%	9.4%	9.1%
% of FP17s Relating to Free Repair or Replacements	71	12,730	0.6%	0.8%	0.7%	0.8%
% of FP17s Relating to Continuations	284	12,730	2.2%	1.3%	1.2%	1.3%
% of Patients satisfied with the dentistry they have received	38	41	92.7%	93.4%	93.6%	93.2%
% of Patients satisfied with the time they had to wait for an appointment	36	41	87.8%	88.9%	89.1%	89.0%

* This is based on patients treated on this contract for their most recent course of treatment. Figures in italics indicate the base number of FP17s or Patient Questionnaire responses are less than 100. N/A is shown where the base number of responses is less than 10 during the period. % is calculated as Quantity/Base number*100

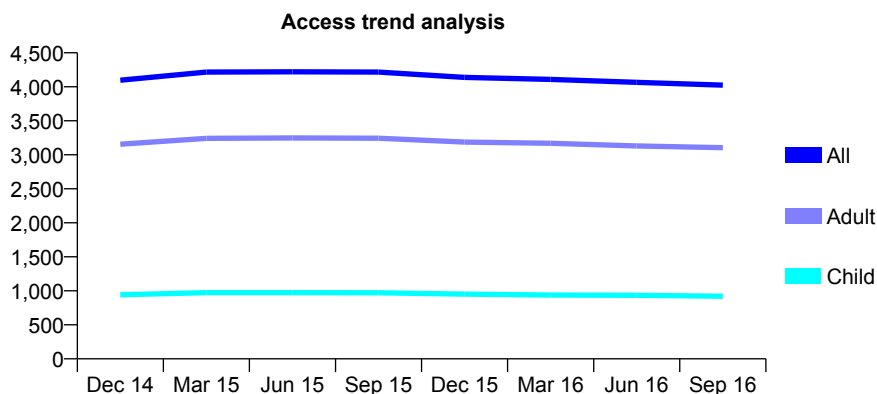
Q64 - Vital Signs At a Glance Contract Report for 676381/0001 - September 2016

Name or company name	Sherrard, Syed & Mekala
Contract type name	GDS Contract
Purpose of contract	General
Contract start date	01/04/2006
Contract end date	

16/17 Contracted general activity (UDA)	13,000
Carry forward general activity (UDA)	-43
16/17 Contracted orthodontic activity (UOA)	0
Carry forward orthodontic activity (UOA)	0
Baseline contract value	£295,708.49

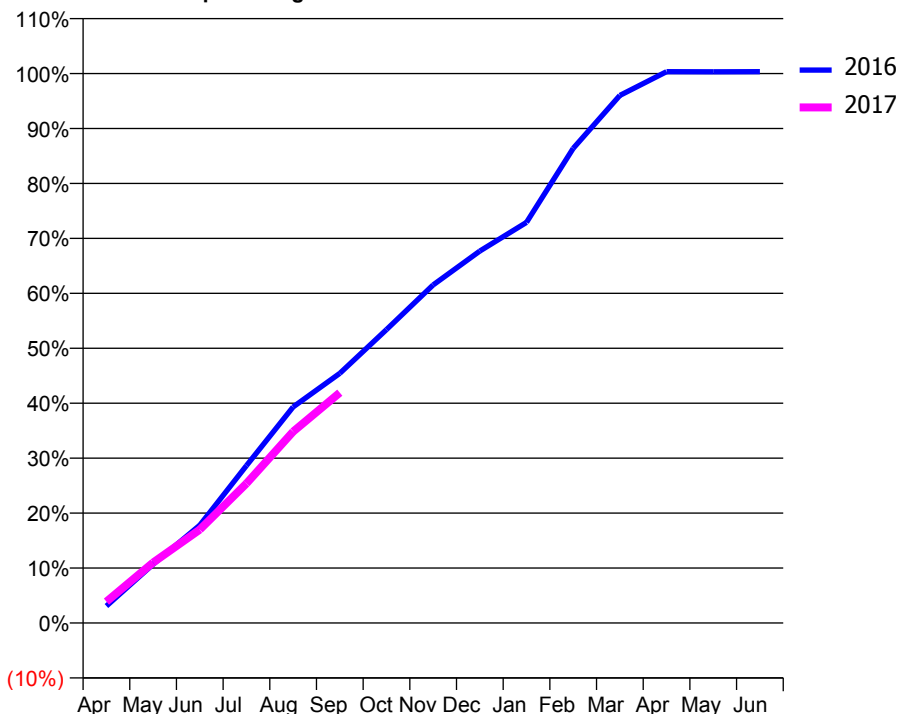
ACCESS*

Patients seen in 24 months	Total	Change since previous quarter
Quarter ending September 2015	4,216	
Quarter ending December 2015	4,138	↓
Quarter ending March 2016	4,108	→
Quarter ending June 2016	4,065	↓
Quarter ending September 2016	4,025	→
Variance since September 2015	(4.5%)	↓



ACTIVITY

Cumulative percentage of contracted UDA delivered 2016 & 2017



Adjusted Scheduled Activity (UDA)

Month	2016	2017
April	401	507
May	1,389	1,430
June	2,315	2,211
July	3,724	3,301
August	5,113	4,527
September	5,907	5,451
October	6,943	
November	8,000	
December	8,799	
January	9,478	
February	11,230	
March	12,483	
April	13,042	
May	13,041	
June	13,043	

QUALITY

	Quantity	Base Number	Contract	AT	Region	England
% of FP17s for the same patient ID Re-attending within 3 months - Children	43	751	5.7%	9.6%	11.8%	12.4%
% of FP17s for the same patient ID Re-attending within 3 months - Adults	388	2,353	16.5%	14.3%	16.6%	16.7%
% of FP17s for the same patient ID Re-attending between 3 & 9 months - Children	528	751	70.3%	60.6%	60.2%	57.4%
% of FP17s for the same patient ID Re-attending between 3 & 9 months - Adults	1,440	2,353	61.2%	52.7%	52.0%	50.5%
% of FP17s for Band 1 Urgent Courses	238	2,807	8.5%	7.7%	9.4%	9.1%
% of FP17s Relating to Free Repair or Replacements	18	2,807	0.6%	0.8%	0.7%	0.8%
% of FP17s Relating to Continuations	26	2,807	0.9%	1.3%	1.2%	1.3%
% of Patients satisfied with the dentistry they have received	28	28	100.0%	93.4%	93.6%	93.2%
% of Patients satisfied with the time they had to wait for an appointment	25	28	89.3%	88.9%	89.1%	89.0%

* This is based on patients treated on this contract for their most recent course of treatment. Figures in italics indicate the base number of FP17s or Patient Questionnaire responses are less than 100. N/A is shown where the base number of responses is less than 10 during the period. % is calculated as Quantity/Base number*100

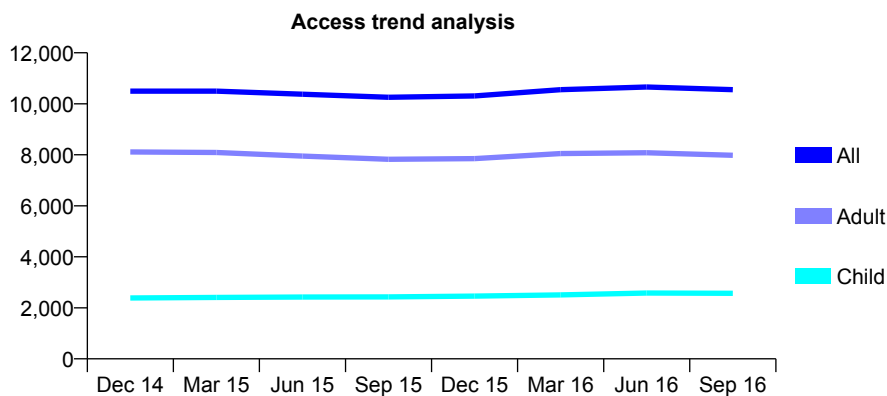
Q64 - Vital Signs At a Glance Contract Report for 678570/0001 - September 2016

Name or company name	MISS EL FOX
Contract type name	GDS Contract
Purpose of contract	General
Contract start date	01/06/2008
Contract end date	

16/17 Contracted general activity (UDA)	29,547
Carry forward general activity (UDA)	-508
16/17 Contracted orthodontic activity (UOA)	0
Carry forward orthodontic activity (UOA)	0
Baseline contract value	£729,609.60

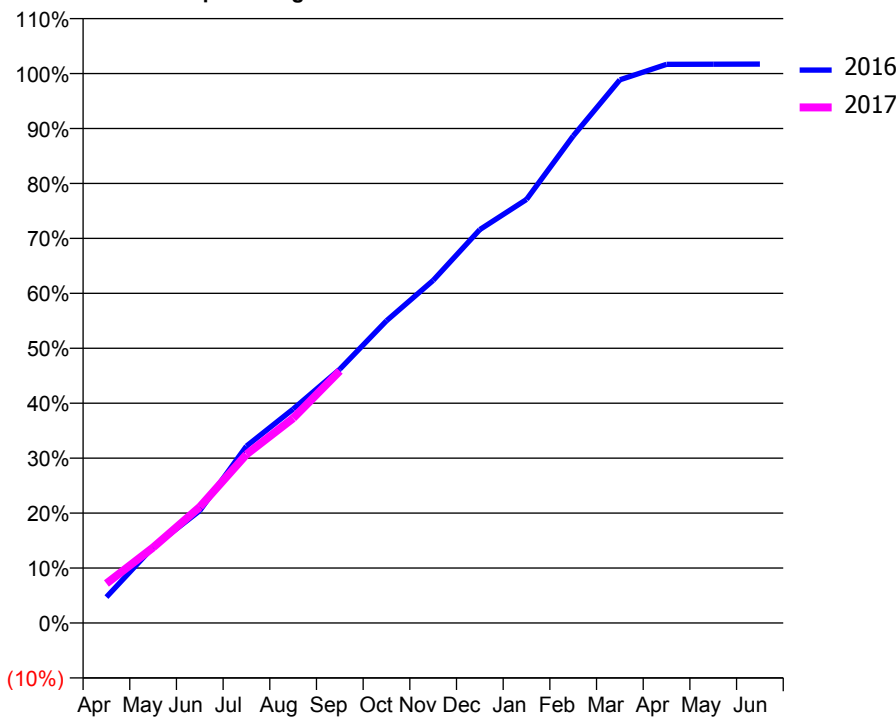
ACCESS*

Patients seen in 24 months	Total	Change since previous quarter
Quarter ending September 2015	10,254	
Quarter ending December 2015	10,308	→
Quarter ending March 2016	10,555	↑
Quarter ending June 2016	10,658	→
Quarter ending September 2016	10,554	→
Variance since September 2015	2.9%	↑



ACTIVITY

Cumulative percentage of contracted UDA delivered 2016 & 2017



Adjusted Scheduled Activity (UDA)

Month	2016	2017
April	1,397	2,123
May	4,086	4,059
June	6,041	6,242
July	9,511	9,067
August	11,501	11,011
September	13,650	13,557
October	16,249	
November	18,424	
December	21,155	
January	22,776	
February	26,186	
March	29,205	
April	30,038	
May	30,045	
June	30,055	

QUALITY

	Quantity	Base Number	Contract	AT	Region	England
% of FP17s for the same patient ID Re-attending within 3 months - Children	143	2,023	7.1%	9.6%	11.8%	12.4%
% of FP17s for the same patient ID Re-attending within 3 months - Adults	774	5,026	15.4%	14.3%	16.6%	16.7%
% of FP17s for the same patient ID Re-attending between 3 & 9 months - Children	1,331	2,023	65.8%	60.6%	60.2%	57.4%
% of FP17s for the same patient ID Re-attending between 3 & 9 months - Adults	2,760	5,026	54.9%	52.7%	52.0%	50.5%
% of FP17s for Band 1 Urgent Courses	525	6,597	8.0%	7.7%	9.4%	9.1%
% of FP17s Relating to Free Repair or Replacements	53	6,597	0.8%	0.8%	0.7%	0.8%
% of FP17s Relating to Continuations	96	6,597	1.5%	1.3%	1.2%	1.3%
% of Patients satisfied with the dentistry they have received	13	13	100.0%	93.4%	93.6%	93.2%
% of Patients satisfied with the time they had to wait for an appointment	12	13	92.3%	88.9%	89.1%	89.0%

* This is based on patients treated on this contract for their most recent course of treatment. Figures in italics indicate the base number of FP17s or Patient Questionnaire responses are less than 100. N/A is shown where the base number of responses is less than 10 during the period. % is calculated as Quantity/Base number*100

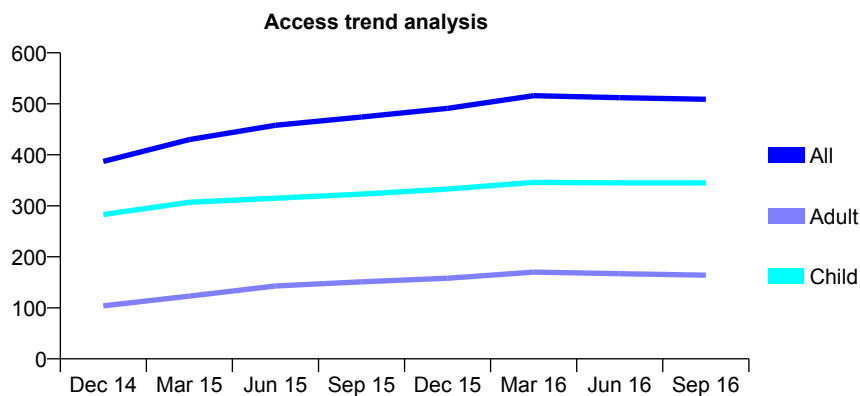
Q64 - Vital Signs At a Glance Contract Report for 682586/0003 - September 2016

Name or company name	MR EJ LOCKE
Contract type name	GDS Contract
Purpose of contract	General
Contract start date	01/02/2014
Contract end date	

16/17 Contracted general activity (UDA)	1,350
Carry forward general activity (UDA)	-26
16/17 Contracted orthodontic activity (UOA)	0
Carry forward orthodontic activity (UOA)	0
Baseline contract value	£41,014.99

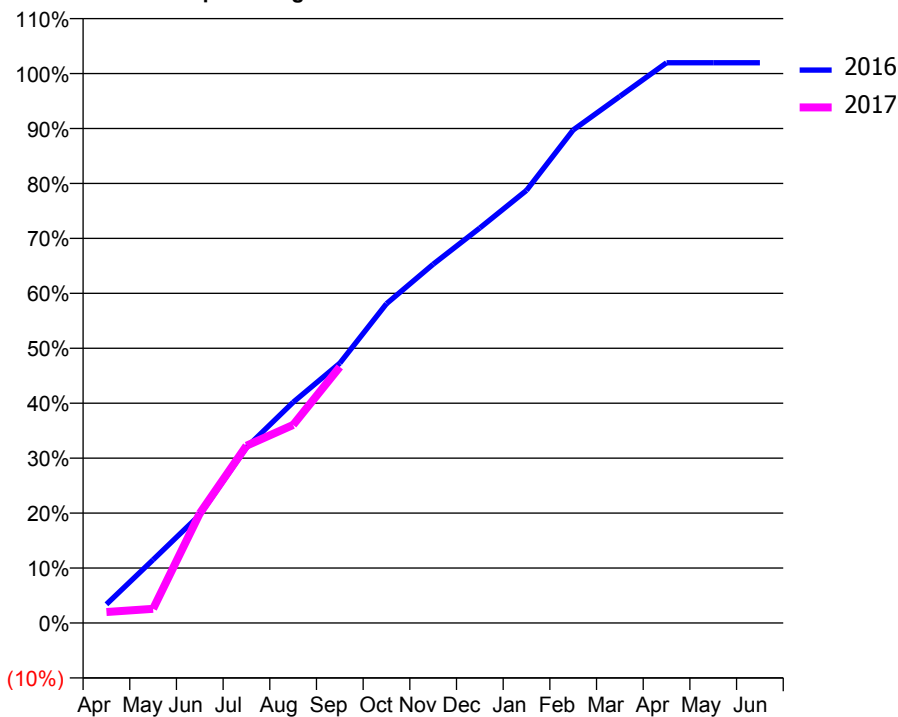
ACCESS*

Patients seen in 24 months	Total	Change since previous quarter
Quarter ending September 2015	474	
Quarter ending December 2015	491	↑
Quarter ending March 2016	516	↑
Quarter ending June 2016	512	→
Quarter ending September 2016	509	→
Variance since September 2015	7.4%	↑



ACTIVITY

Cumulative percentage of contracted UDA delivered 2016 & 2017



Month	Adjusted Scheduled Activity (UDA)	
	2016	2017
April	46	27
May	156	35
June	266	270
July	431	436
August	542	487
September	638	629
October	785	
November	881	
December	971	
January	1,063	
February	1,211	
March	1,294	
April	1,376	
May	1,376	
June	1,376	

QUALITY

	Quantity	Base Number	Contract	AT	Region	England
% of FP17s for the same patient ID Re-attending within 3 months - Children	22	285	7.7%	9.6%	11.8%	12.4%
% of FP17s for the same patient ID Re-attending within 3 months - Adults	14	108	13.0%	14.3%	16.6%	16.7%
% of FP17s for the same patient ID Re-attending between 3 & 9 months - Children	174	285	61.1%	60.6%	60.2%	57.4%
% of FP17s for the same patient ID Re-attending between 3 & 9 months - Adults	53	108	49.1%	52.7%	52.0%	50.5%
% of FP17s for Band 1 Urgent Courses	20	342	5.8%	7.7%	9.4%	9.1%
% of FP17s Relating to Free Repair or Replacements	0	342	0.0%	0.8%	0.7%	0.8%
% of FP17s Relating to Continuations	0	342	0.0%	1.3%	1.2%	1.3%
% of Patients satisfied with the dentistry they have received	1	1	N/A	93.4%	93.6%	93.2%
% of Patients satisfied with the time they had to wait for an appointment	1	1	N/A	88.9%	89.1%	89.0%

* This is based on patients treated on this contract for their most recent course of treatment. Figures in italics indicate the base number of FP17s or Patient Questionnaire responses are less than 100. N/A is shown where the base number of responses is less than 10 during the period. % is calculated as Quantity/Base number*100

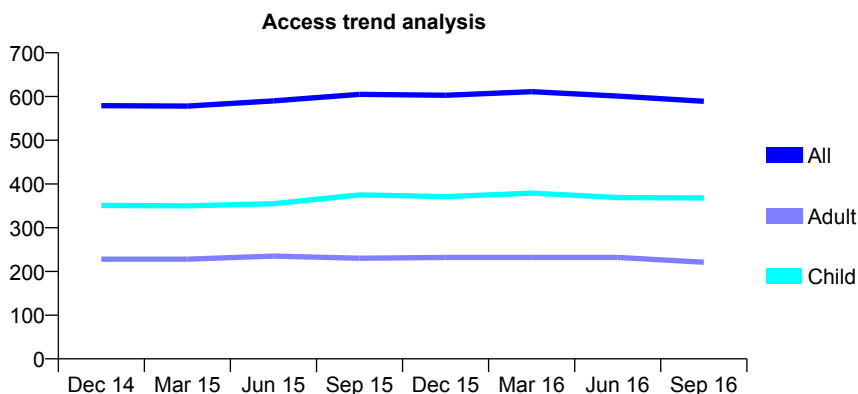
Q64 - Vital Signs At a Glance Contract Report for 685046/0001 - September 2016

Name or company name	MR DJ MORLEY
Contract type name	GDS Contract
Purpose of contract	General
Contract start date	01/04/2006
Contract end date	

16/17 Contracted general activity (UDA)	1,750
Carry forward general activity (UDA)	0
16/17 Contracted orthodontic activity (UOA)	0
Carry forward orthodontic activity (UOA)	0
Baseline contract value	£38,949.70

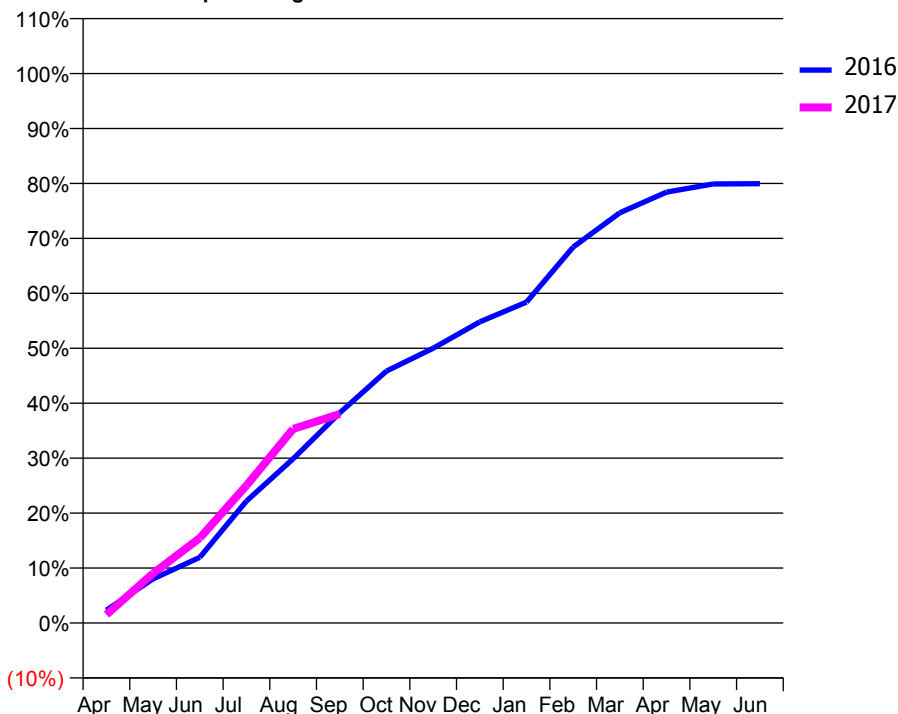
ACCESS*

Patients seen in 24 months	Total	Change since previous quarter
Quarter ending September 2015	605	
Quarter ending December 2015	603	→
Quarter ending March 2016	611	→
Quarter ending June 2016	601	↓
Quarter ending September 2016	589	↓
Variance since September 2015	(2.6%)	↓



ACTIVITY

Cumulative percentage of contracted UDA delivered 2016 & 2017



Month	Adjusted Scheduled Activity (UDA)	
	2016	2017
April	46	27
May	158	158
June	234	271
July	435	438
August	586	618
September	750	666
October	899	
November	980	
December	1,074	
January	1,144	
February	1,341	
March	1,463	
April	1,537	
May	1,566	
June	1,567	

QUALITY

	Quantity	Base Number	Contract	AT	Region	England
% of FP17s for the same patient ID Re-attending within 3 months - Children	17	283	6.0%	9.6%	11.8%	12.4%
% of FP17s for the same patient ID Re-attending within 3 months - Adults	16	133	12.0%	14.3%	16.6%	16.7%
% of FP17s for the same patient ID Re-attending between 3 & 9 months - Children	201	283	71.0%	60.6%	60.2%	57.4%
% of FP17s for the same patient ID Re-attending between 3 & 9 months - Adults	79	133	59.4%	52.7%	52.0%	50.5%
% of FP17s for Band 1 Urgent Courses	18	368	4.9%	7.7%	9.4%	9.1%
% of FP17s Relating to Free Repair or Replacements	0	368	0.0%	0.8%	0.7%	0.8%
% of FP17s Relating to Continuations	0	368	0.0%	1.3%	1.2%	1.3%
% of Patients satisfied with the dentistry they have received	1	1	N/A	93.4%	93.6%	93.2%
% of Patients satisfied with the time they had to wait for an appointment	1	1	N/A	88.9%	89.1%	89.0%

* This is based on patients treated on this contract for their most recent course of treatment. Figures in italics indicate the base number of FP17s or Patient Questionnaire responses are less than 100. N/A is shown where the base number of responses is less than 10 during the period. % is calculated as Quantity/Base number*100

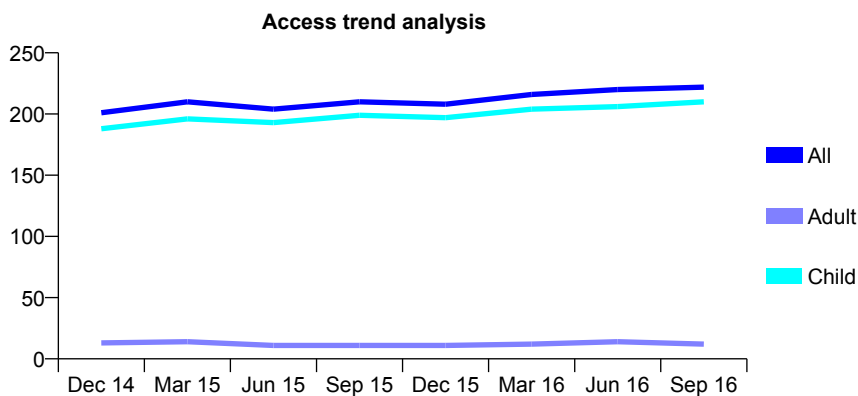
Q64 - Vital Signs At a Glance Contract Report for 685240/0001 - September 2016

Name or company name	MR OC GUY
Contract type name	GDS Contract
Purpose of contract	General
Contract start date	01/04/2006
Contract end date	

16/17 Contracted general activity (UDA)	440
Carry forward general activity (UDA)	0
16/17 Contracted orthodontic activity (UOA)	0
Carry forward orthodontic activity (UOA)	0
Baseline contract value	£10,321.68

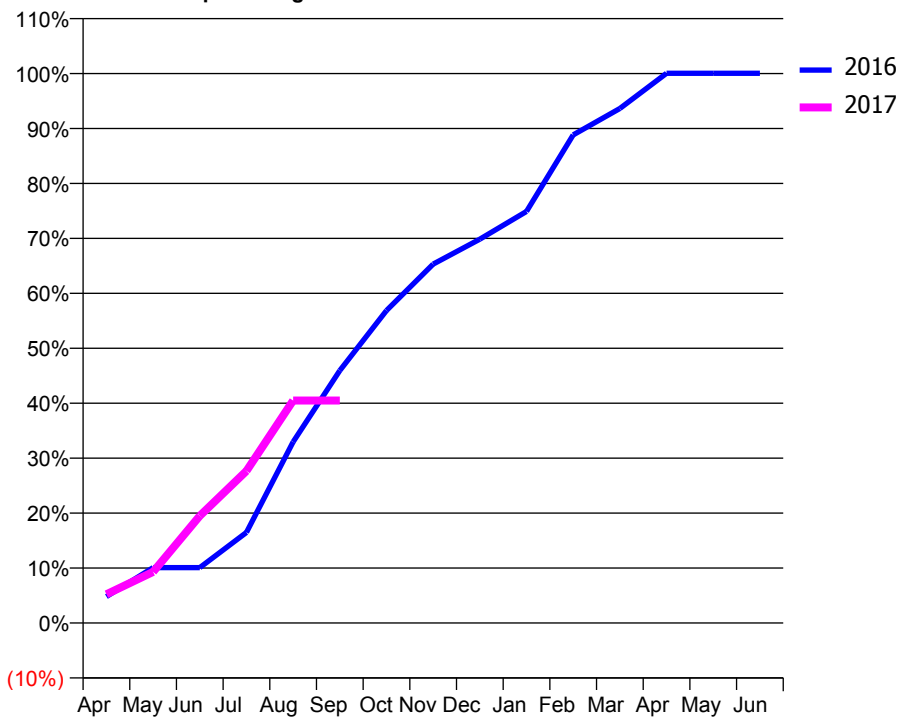
ACCESS*

Patients seen in 24 months	Total	Change since previous quarter
Quarter ending September 2015	210	
Quarter ending December 2015	208	→
Quarter ending March 2016	216	↑
Quarter ending June 2016	220	→
Quarter ending September 2016	222	→
Variance since September 2015	5.7%	↑



ACTIVITY

Cumulative percentage of contracted UDA delivered 2016 & 2017



Month	Adjusted Scheduled Activity (UDA)	
	2016	2017
April	21	23
May	44	41
June	44	86
July	73	122
August	145	178
September	202	178
October	250	
November	287	
December	307	
January	330	
February	391	
March	412	
April	440	
May	440	
June	440	

QUALITY

	Quantity	Base Number	Contract	AT	Region	England
% of FP17s for the same patient ID Re-attending within 3 months - Children	6	165	3.6%	9.6%	11.8%	12.4%
% of FP17s for the same patient ID Re-attending within 3 months - Adults	0	0	N/A	14.3%	16.6%	16.7%
% of FP17s for the same patient ID Re-attending between 3 & 9 months - Children	108	165	65.5%	60.6%	60.2%	57.4%
% of FP17s for the same patient ID Re-attending between 3 & 9 months - Adults	0	0	N/A	52.7%	52.0%	50.5%
% of FP17s for Band 1 Urgent Courses	6	143	4.2%	7.7%	9.4%	9.1%
% of FP17s Relating to Free Repair or Replacements	0	143	0.0%	0.8%	0.7%	0.8%
% of FP17s Relating to Continuations	1	143	0.7%	1.3%	1.2%	1.3%
% of Patients satisfied with the dentistry they have received	0	0	N/A	93.4%	93.6%	93.2%
% of Patients satisfied with the time they had to wait for an appointment	0	0	N/A	88.9%	89.1%	89.0%

* This is based on patients treated on this contract for their most recent course of treatment. Figures in italics indicate the base number of FP17s or Patient Questionnaire responses are less than 100. N/A is shown where the base number of responses is less than 10 during the period. % is calculated as Quantity/Base number*100

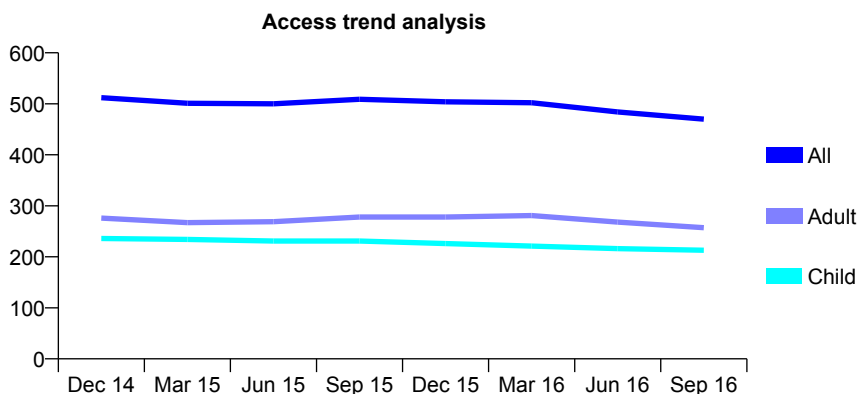
Q64 - Vital Signs At a Glance Contract Report for 725676/0003 - September 2016

Name or company name	MRS MN PICKARD
Contract type name	GDS Contract
Purpose of contract	General
Contract start date	02/04/2010
Contract end date	

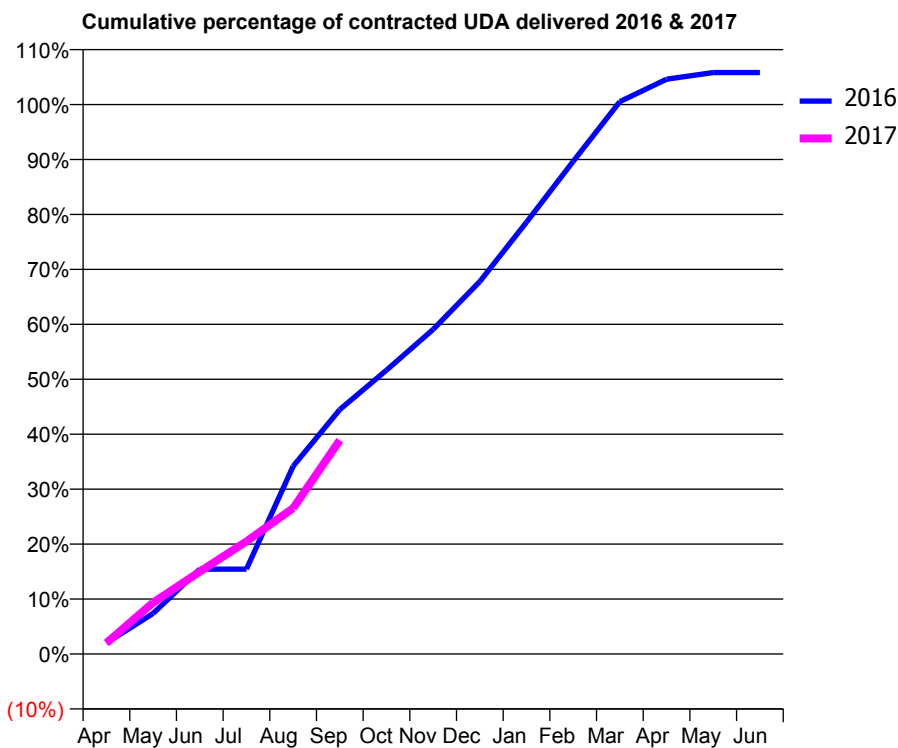
16/17 Contracted general activity (UDA)	1,700
Carry forward general activity (UDA)	-34
16/17 Contracted orthodontic activity (UOA)	0
Carry forward orthodontic activity (UOA)	0
Baseline contract value	£35,152.70

ACCESS*

Patients seen in 24 months	Total	Change since previous quarter
Quarter ending September 2015	509	
Quarter ending December 2015	504	→
Quarter ending March 2016	502	→
Quarter ending June 2016	484	↓
Quarter ending September 2016	470	↓
Variance since September 2015	(7.7%)	↓



ACTIVITY



Adjusted Scheduled Activity (UDA)		
Month	2016	2017
April	34	34
May	126	159
June	263	255
July	263	348
August	581	451
September	756	661
October	878	
November	1,004	
December	1,152	
January	1,336	
February	1,524	
March	1,709	
April	1,778	
May	1,799	
June	1,799	

QUALITY

	Quantity	Base Number	Contract	AT	Region	England
% of FP17s for the same patient ID Re-attending within 3 months - Children	10	186	5.4%	9.6%	11.8%	12.4%
% of FP17s for the same patient ID Re-attending within 3 months - Adults	57	198	28.8%	14.3%	16.6%	16.7%
% of FP17s for the same patient ID Re-attending between 3 & 9 months - Children	122	186	65.6%	60.6%	60.2%	57.4%
% of FP17s for the same patient ID Re-attending between 3 & 9 months - Adults	99	198	50.0%	52.7%	52.0%	50.5%
% of FP17s for Band 1 Urgent Courses	27	340	7.9%	7.7%	9.4%	9.1%
% of FP17s Relating to Free Repair or Replacements	0	340	0.0%	0.8%	0.7%	0.8%
% of FP17s Relating to Continuations	0	340	0.0%	1.3%	1.2%	1.3%
% of Patients satisfied with the dentistry they have received	1	1	N/A	93.4%	93.6%	93.2%
% of Patients satisfied with the time they had to wait for an appointment	1	1	N/A	88.9%	89.1%	89.0%

* This is based on patients treated on this contract for their most recent course of treatment. Figures in italics indicate the base number of FP17s or Patient Questionnaire responses are less than 100. N/A is shown where the base number of responses is less than 10 during the period. % is calculated as Quantity/Base number*100

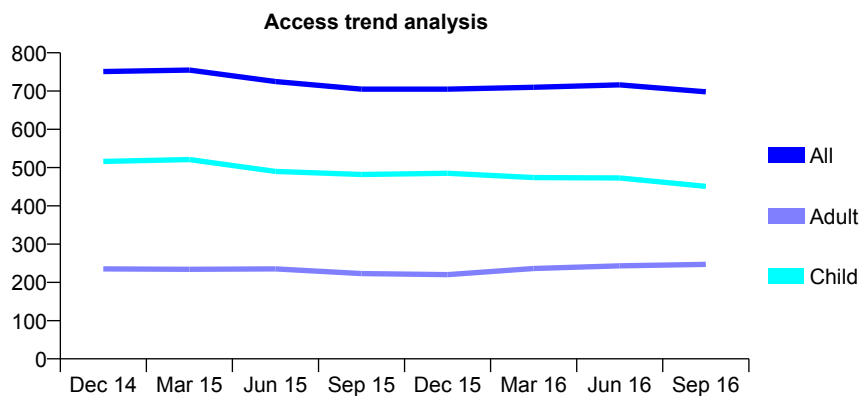
Q64 - Vital Signs At a Glance Contract Report for 731633/0001 - September 2016

Name or company name	MR PJ COOKE
Contract type name	GDS Contract
Purpose of contract	General and Orthodontic
Contract start date	01/04/2006
Contract end date	

16/17 Contracted general activity (UDA)	1,285
Carry forward general activity (UDA)	-5
16/17 Contracted orthodontic activity (UOA)	1,221
Carry forward orthodontic activity (UOA)	0
Baseline contract value	£106,923.69

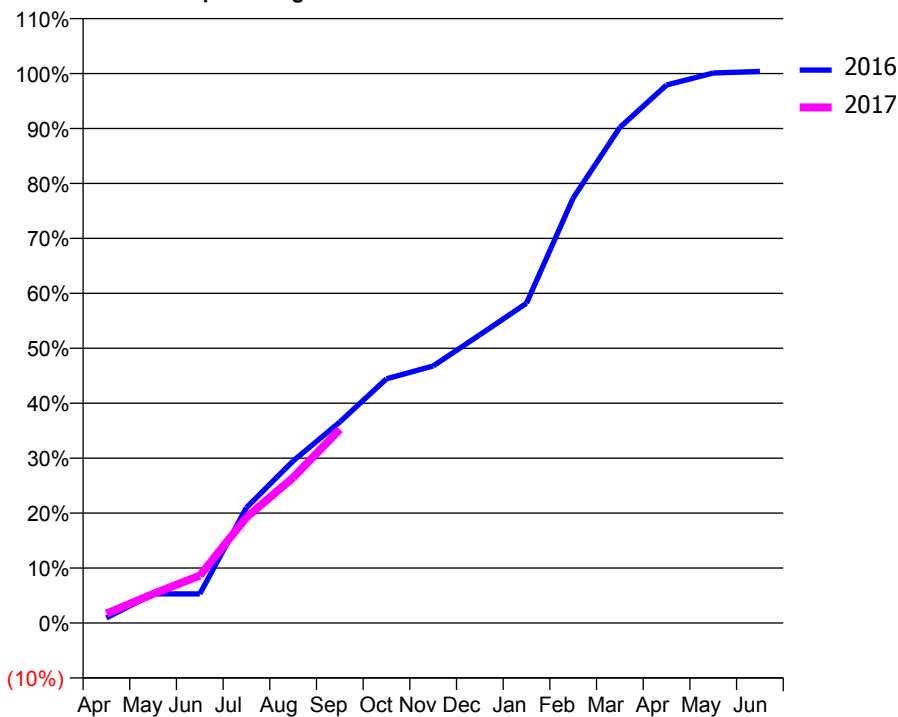
ACCESS*

Patients seen in 24 months	Total	Change since previous quarter
Quarter ending September 2015	705	
Quarter ending December 2015	705	→
Quarter ending March 2016	710	→
Quarter ending June 2016	716	→
Quarter ending September 2016	698	↓
Variance since September 2015	(1.0%)	→



ACTIVITY

Cumulative percentage of contracted UDA delivered 2016 & 2017



Month	Adjusted Scheduled Activity (UDA)	
	2016	2017
April	12	22
May	68	68
June	68	111
July	270	247
August	379	340
September	470	453
October	571	
November	601	
December	674	
January	748	
February	994	
March	1,159	
April	1,258	
May	1,286	
June	1,290	

QUALITY

	Quantity	Base Number	Contract	AT	Region	England
% of FP17s for the same patient ID Re-attending within 3 months - Children	32	370	8.6%	9.6%	11.8%	12.4%
% of FP17s for the same patient ID Re-attending within 3 months - Adults	7	116	6.0%	14.3%	16.6%	16.7%
% of FP17s for the same patient ID Re-attending between 3 & 9 months - Children	180	370	48.6%	60.6%	60.2%	57.4%
% of FP17s for the same patient ID Re-attending between 3 & 9 months - Adults	41	116	35.3%	52.7%	52.0%	50.5%
% of FP17s for Band 1 Urgent Courses	0	322	0.0%	7.7%	9.4%	9.1%
% of FP17s Relating to Free Repair or Replacements	0	322	0.0%	0.8%	0.7%	0.8%
% of FP17s Relating to Continuations	9	322	2.8%	1.3%	1.2%	1.3%
% of Patients satisfied with the dentistry they have received	1	1	N/A	93.4%	93.6%	93.2%
% of Patients satisfied with the time they had to wait for an appointment	1	1	N/A	88.9%	89.1%	89.0%

* This is based on patients treated on this contract for their most recent course of treatment. Figures in italics indicate the base number of FP17s or Patient Questionnaire responses are less than 100. N/A is shown where the base number of responses is less than 10 during the period. % is calculated as Quantity/Base number*100

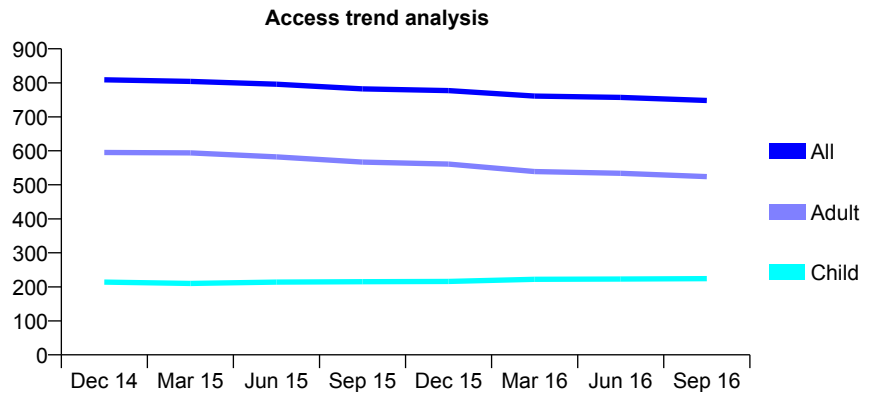
Q64 - Vital Signs At a Glance Contract Report for 736716/0001 - September 2016

Name or company name	MRS J ROBSON
Contract type name	GDS Contract
Purpose of contract	General
Contract start date	01/04/2006
Contract end date	

16/17 Contracted general activity (UDA)	1,800
Carry forward general activity (UDA)	1
16/17 Contracted orthodontic activity (UOA)	0
Carry forward orthodontic activity (UOA)	0
Baseline contract value	£48,247.50

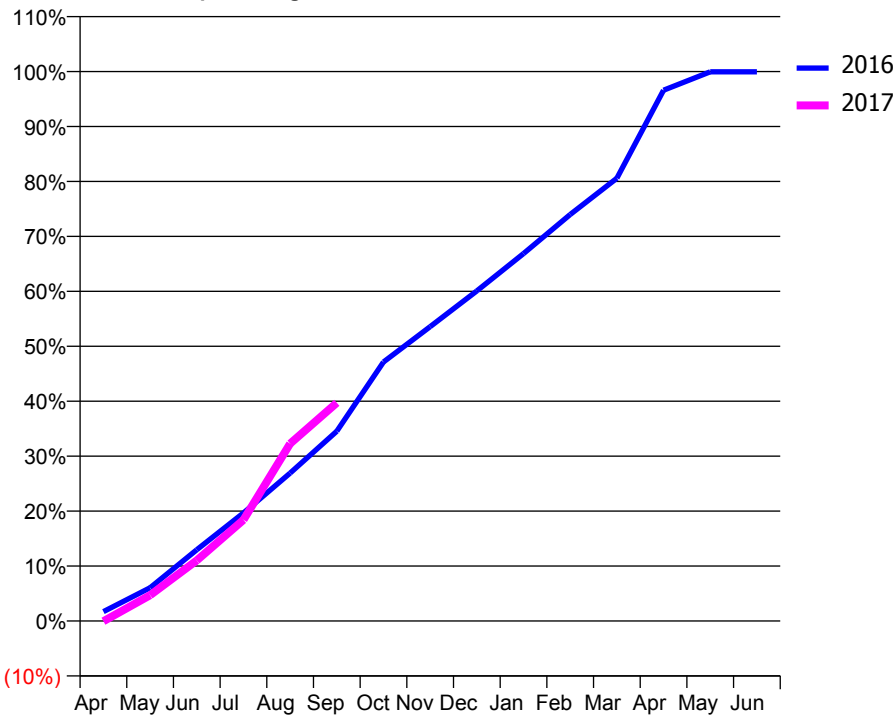
ACCESS*

Patients seen in 24 months	Total	Change since previous quarter
Quarter ending September 2015	782	
Quarter ending December 2015	777	→
Quarter ending March 2016	761	↓
Quarter ending June 2016	757	→
Quarter ending September 2016	748	↓
Variance since September 2015	(4.3%)	↓



ACTIVITY

Cumulative percentage of contracted UDA delivered 2016 & 2017



Month	Adjusted Scheduled Activity (UDA)	
	2016	2017
April	31	-1
May	109	85
June	233	199
July	354	331
August	485	581
September	622	715
October	849	
November	964	
December	1,081	
January	1,203	
February	1,332	
March	1,450	
April	1,739	
May	1,799	
June	1,799	

QUALITY

	Quantity	Base Number	Contract	AT	Region	England
% of FP17s for the same patient ID Re-attending within 3 months - Children	8	220	3.6%	9.6%	11.8%	12.4%
% of FP17s for the same patient ID Re-attending within 3 months - Adults	62	496	12.5%	14.3%	16.6%	16.7%
% of FP17s for the same patient ID Re-attending between 3 & 9 months - Children	152	220	69.1%	60.6%	60.2%	57.4%
% of FP17s for the same patient ID Re-attending between 3 & 9 months - Adults	337	496	67.9%	52.7%	52.0%	50.5%
% of FP17s for Band 1 Urgent Courses	30	488	6.1%	7.7%	9.4%	9.1%
% of FP17s Relating to Free Repair or Replacements	0	488	0.0%	0.8%	0.7%	0.8%
% of FP17s Relating to Continuations	0	488	0.0%	1.3%	1.2%	1.3%
% of Patients satisfied with the dentistry they have received	1	1	N/A	93.4%	93.6%	93.2%
% of Patients satisfied with the time they had to wait for an appointment	1	1	N/A	88.9%	89.1%	89.0%

* This is based on patients treated on this contract for their most recent course of treatment. Figures in italics indicate the base number of FP17s or Patient Questionnaire responses are less than 100. N/A is shown where the base number of responses is less than 10 during the period. % is calculated as Quantity/Base number*100

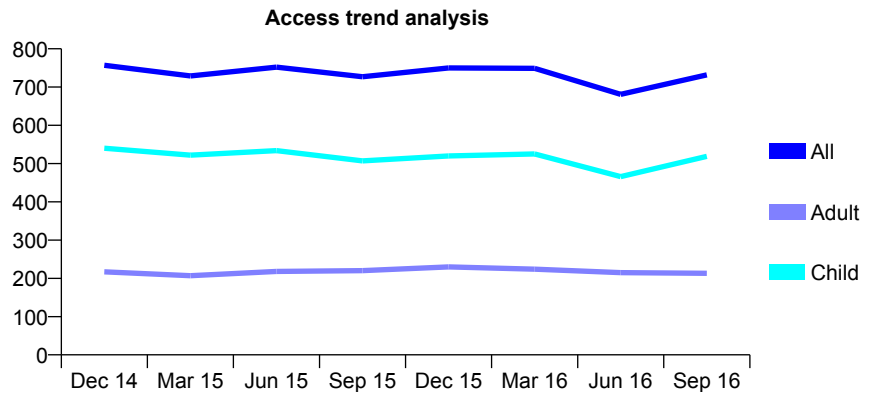
Q64 - Vital Signs At a Glance Contract Report for 737704/0002 - September 2016

Name or company name	MR AC MILLER
Contract type name	GDS Contract
Purpose of contract	General
Contract start date	01/04/2006
Contract end date	

16/17 Contracted general activity (UDA)	1,650
Carry forward general activity (UDA)	0
16/17 Contracted orthodontic activity (UOA)	0
Carry forward orthodontic activity (UOA)	0
Baseline contract value	£36,039.02

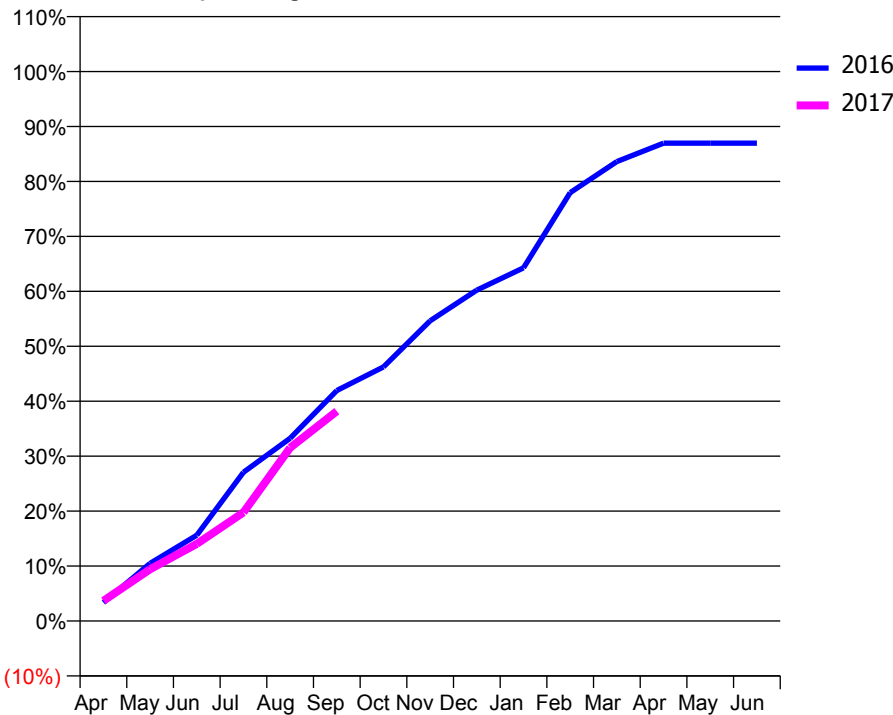
ACCESS*

Patients seen in 24 months	Total	Change since previous quarter
Quarter ending September 2015	727	
Quarter ending December 2015	750	↑
Quarter ending March 2016	749	→
Quarter ending June 2016	681	↓
Quarter ending September 2016	732	↑
Variance since September 2015	0.7%	→



ACTIVITY

Cumulative percentage of contracted UDA delivered 2016 & 2017



Month	Adjusted Scheduled Activity (UDA)	
	2016	2017
April	55	61
May	173	156
June	258	232
July	447	326
August	549	520
September	692	630
October	763	
November	901	
December	994	
January	1,060	
February	1,286	
March	1,379	
April	1,435	
May	1,435	
June	1,435	

QUALITY

	Quantity	Base Number	Contract	AT	Region	England
% of FP17s for the same patient ID Re-attending within 3 months - Children	35	403	8.7%	9.6%	11.8%	12.4%
% of FP17s for the same patient ID Re-attending within 3 months - Adults	10	89	11.2%	14.3%	16.6%	16.7%
% of FP17s for the same patient ID Re-attending between 3 & 9 months - Children	209	403	51.9%	60.6%	60.2%	57.4%
% of FP17s for the same patient ID Re-attending between 3 & 9 months - Adults	43	89	48.3%	52.7%	52.0%	50.5%
% of FP17s for Band 1 Urgent Courses	40	446	9.0%	7.7%	9.4%	9.1%
% of FP17s Relating to Free Repair or Replacements	0	446	0.0%	0.8%	0.7%	0.8%
% of FP17s Relating to Continuations	1	446	0.2%	1.3%	1.2%	1.3%
% of Patients satisfied with the dentistry they have received	2	2	N/A	93.4%	93.6%	93.2%
% of Patients satisfied with the time they had to wait for an appointment	2	2	N/A	88.9%	89.1%	89.0%

* This is based on patients treated on this contract for their most recent course of treatment. Figures in italics indicate the base number of FP17s or Patient Questionnaire responses are less than 100. N/A is shown where the base number of responses is less than 10 during the period. % is calculated as Quantity/Base number*100

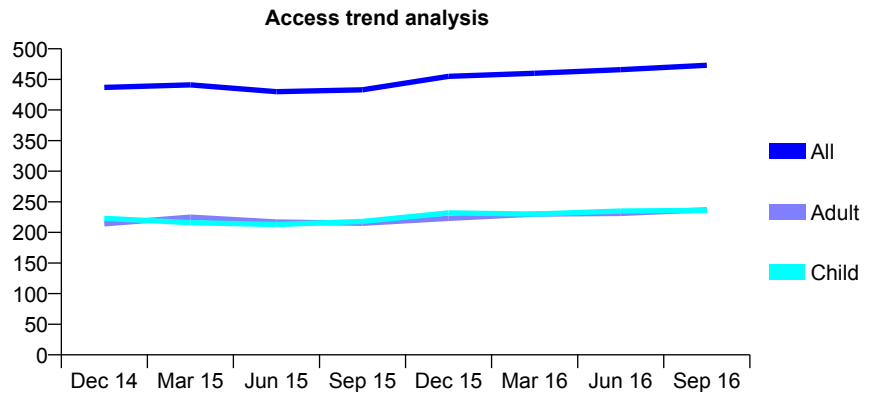
Q64 - Vital Signs At a Glance Contract Report for 740594/0001 - September 2016

Name or company name	MISS JM HAYES
Contract type name	GDS Contract
Purpose of contract	General
Contract start date	01/04/2006
Contract end date	

16/17 Contracted general activity (UDA)	998
Carry forward general activity (UDA)	-6
16/17 Contracted orthodontic activity (UOA)	0
Carry forward orthodontic activity (UOA)	0
Baseline contract value	£20,767.48

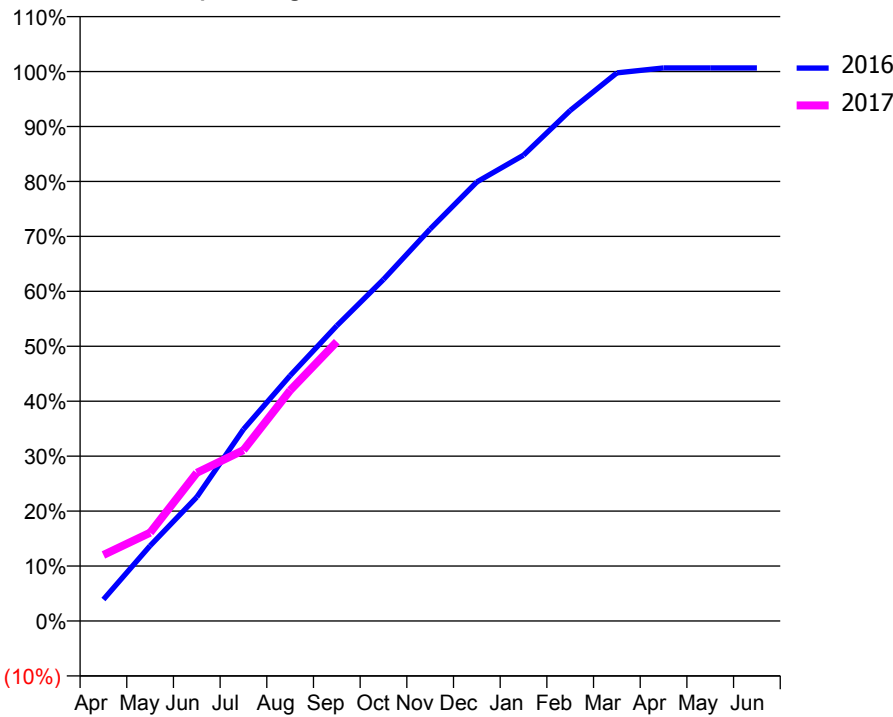
ACCESS*

Patients seen in 24 months	Total	Change since previous quarter
Quarter ending September 2015	433	
Quarter ending December 2015	455	↑
Quarter ending March 2016	460	→
Quarter ending June 2016	466	→
Quarter ending September 2016	473	→
Variance since September 2015	9.2%	↑



ACTIVITY

Cumulative percentage of contracted UDA delivered 2016 & 2017



Month	Adjusted Scheduled Activity (UDA)	
	2016	2017
April	39	120
May	137	160
June	225	269
July	348	310
August	446	419
September	536	507
October	620	
November	712	
December	797	
January	846	
February	927	
March	995	
April	1,004	
May	1,004	
June	1,004	

QUALITY

	Quantity	Base Number	Contract	AT	Region	England
% of FP17s for the same patient ID Re-attending within 3 months - Children	3	165	1.8%	9.6%	11.8%	12.4%
% of FP17s for the same patient ID Re-attending within 3 months - Adults	21	177	11.9%	14.3%	16.6%	16.7%
% of FP17s for the same patient ID Re-attending between 3 & 9 months - Children	75	165	45.5%	60.6%	60.2%	57.4%
% of FP17s for the same patient ID Re-attending between 3 & 9 months - Adults	100	177	56.5%	52.7%	52.0%	50.5%
% of FP17s for Band 1 Urgent Courses	11	330	3.3%	7.7%	9.4%	9.1%
% of FP17s Relating to Free Repair or Replacements	0	330	0.0%	0.8%	0.7%	0.8%
% of FP17s Relating to Continuations	0	330	0.0%	1.3%	1.2%	1.3%
% of Patients satisfied with the dentistry they have received	0	0	N/A	93.4%	93.6%	93.2%
% of Patients satisfied with the time they had to wait for an appointment	0	0	N/A	88.9%	89.1%	89.0%

* This is based on patients treated on this contract for their most recent course of treatment. Figures in italics indicate the base number of FP17s or Patient Questionnaire responses are less than 100. N/A is shown where the base number of responses is less than 10 during the period. % is calculated as Quantity/Base number*100

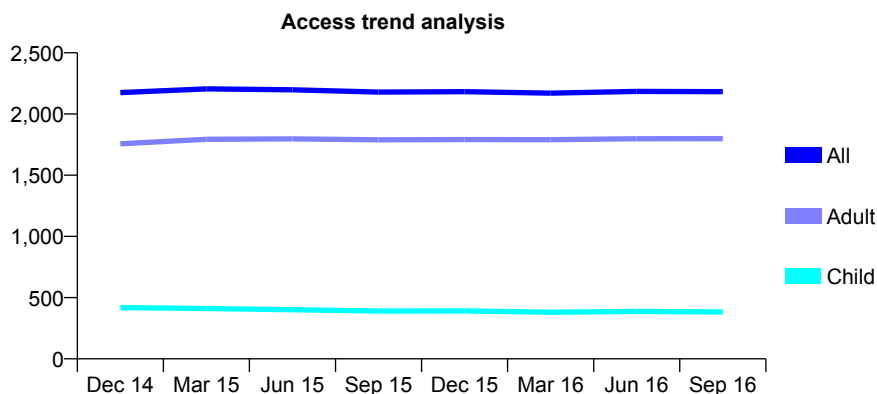
Q64 - Vital Signs At a Glance Contract Report for 746363/0001 - September 2016

Name or company name	MR DM REID
Contract type name	GDS Contract
Purpose of contract	General
Contract start date	01/04/2006
Contract end date	

16/17 Contracted general activity (UDA)	6,136
Carry forward general activity (UDA)	28
16/17 Contracted orthodontic activity (UOA)	0
Carry forward orthodontic activity (UOA)	0
Baseline contract value	£203,851.28

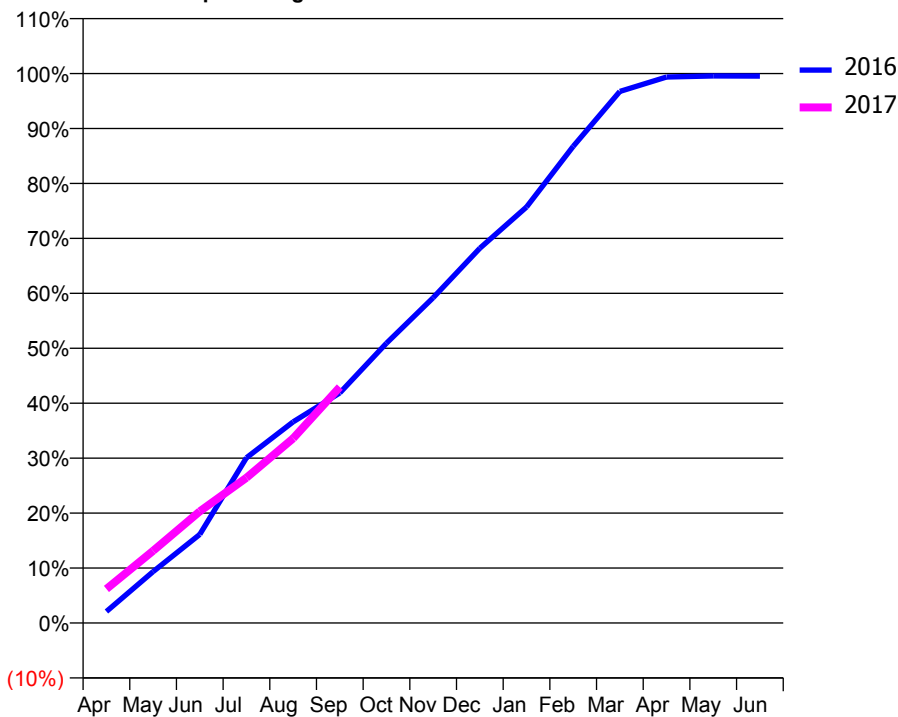
ACCESS*

Patients seen in 24 months	Total	Change since previous quarter
Quarter ending September 2015	2,179	
Quarter ending December 2015	2,183	→
Quarter ending March 2016	2,171	→
Quarter ending June 2016	2,185	→
Quarter ending September 2016	2,182	→
Variance since September 2015	0.1%	→



ACTIVITY

Cumulative percentage of contracted UDA delivered 2016 & 2017



Adjusted Scheduled Activity (UDA)

Month	2016	2017
April	128	380
May	574	806
June	990	1,247
July	1,846	1,622
August	2,246	2,062
September	2,570	2,635
October	3,124	
November	3,633	
December	4,185	
January	4,646	
February	5,322	
March	5,936	
April	6,097	
May	6,109	
June	6,108	

QUALITY

	Quantity	Base Number	Contract	AT	Region	England
% of FP17s for the same patient ID Re-attending within 3 months - Children	39	348	11.2%	9.6%	11.8%	12.4%
% of FP17s for the same patient ID Re-attending within 3 months - Adults	182	1,243	14.6%	14.3%	16.6%	16.7%
% of FP17s for the same patient ID Re-attending between 3 & 9 months - Children	216	348	62.1%	60.6%	60.2%	57.4%
% of FP17s for the same patient ID Re-attending between 3 & 9 months - Adults	614	1,243	49.4%	52.7%	52.0%	50.5%
% of FP17s for Band 1 Urgent Courses	135	1,489	9.1%	7.7%	9.4%	9.1%
% of FP17s Relating to Free Repair or Replacements	16	1,489	1.1%	0.8%	0.7%	0.8%
% of FP17s Relating to Continuations	19	1,489	1.3%	1.3%	1.2%	1.3%
% of Patients satisfied with the dentistry they have received	7	7	N/A	93.4%	93.6%	93.2%
% of Patients satisfied with the time they had to wait for an appointment	7	7	N/A	88.9%	89.1%	89.0%

* This is based on patients treated on this contract for their most recent course of treatment. Figures in italics indicate the base number of FP17s or Patient Questionnaire responses are less than 100. N/A is shown where the base number of responses is less than 10 during the period. % is calculated as Quantity/Base number*100

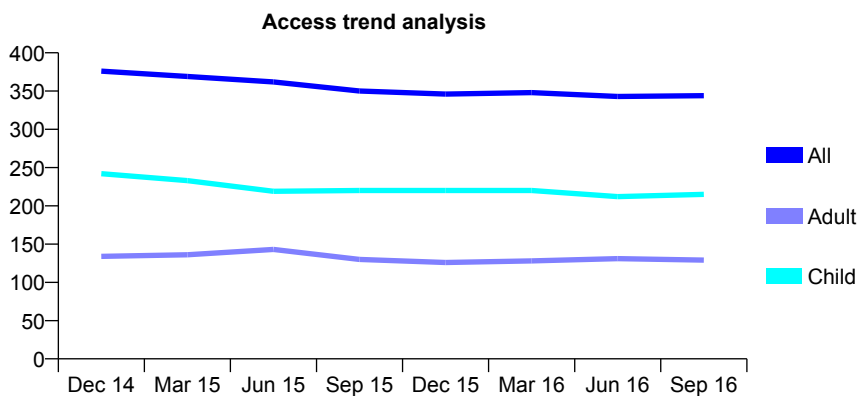
Q64 - Vital Signs At a Glance Contract Report for 750050/0001 - September 2016

Name or company name	MR SJ GOODE
Contract type name	GDS Contract
Purpose of contract	General
Contract start date	01/04/2006
Contract end date	

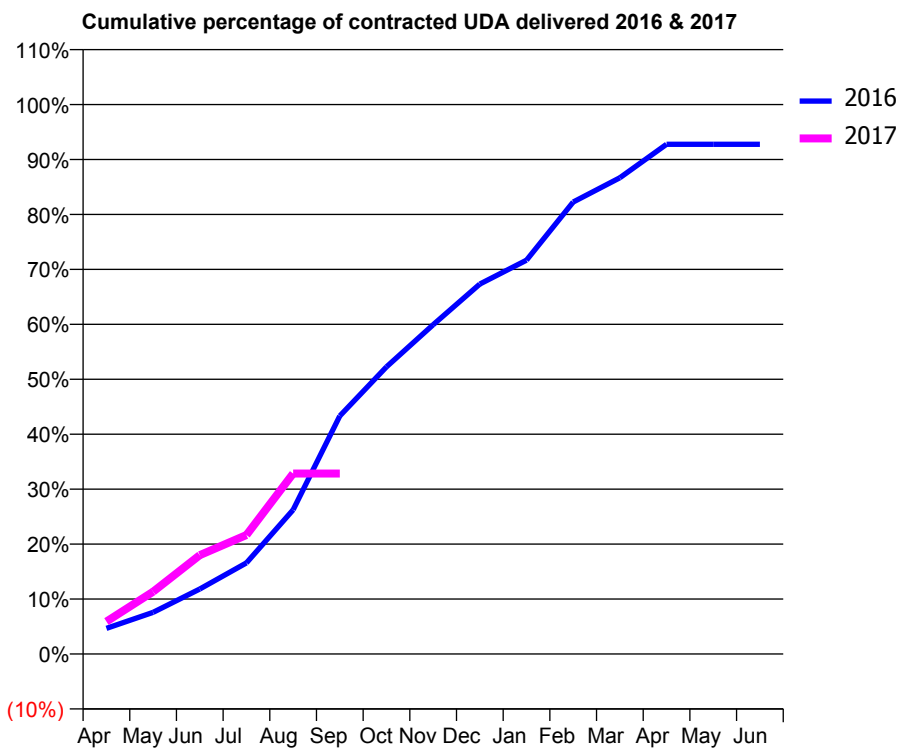
16/17 Contracted general activity (UDA)	1,200
Carry forward general activity (UDA)	0
16/17 Contracted orthodontic activity (UOA)	0
Carry forward orthodontic activity (UOA)	0
Baseline contract value	£32,071.66

ACCESS*

Patients seen in 24 months	Total	Change since previous quarter
Quarter ending September 2015	350	
Quarter ending December 2015	346	↓
Quarter ending March 2016	348	→
Quarter ending June 2016	343	↓
Quarter ending September 2016	344	→
Variance since September 2015	(1.7%)	↓



ACTIVITY



Month	Adjusted Scheduled Activity (UDA)	
	2016	2017
April	56	71
May	91	136
June	142	216
July	199	260
August	315	394
September	520	394
October	627	
November	719	
December	808	
January	860	
February	987	
March	1,040	
April	1,113	
May	1,113	
June	1,113	

QUALITY

	Quantity	Base Number	Contract	AT	Region	England
% of FP17s for the same patient ID Re-attending within 3 months - Children	2	134	1.5%	9.6%	11.8%	12.4%
% of FP17s for the same patient ID Re-attending within 3 months - Adults	3	53	5.7%	14.3%	16.6%	16.7%
% of FP17s for the same patient ID Re-attending between 3 & 9 months - Children	84	134	62.7%	60.6%	60.2%	57.4%
% of FP17s for the same patient ID Re-attending between 3 & 9 months - Adults	30	53	56.6%	52.7%	52.0%	50.5%
% of FP17s for Band 1 Urgent Courses	0	159	0.0%	7.7%	9.4%	9.1%
% of FP17s Relating to Free Repair or Replacements	0	159	0.0%	0.8%	0.7%	0.8%
% of FP17s Relating to Continuations	2	159	1.3%	1.3%	1.2%	1.3%
% of Patients satisfied with the dentistry they have received	0	0	N/A	93.4%	93.6%	93.2%
% of Patients satisfied with the time they had to wait for an appointment	0	0	N/A	88.9%	89.1%	89.0%

* This is based on patients treated on this contract for their most recent course of treatment. Figures in italics indicate the base number of FP17s or Patient Questionnaire responses are less than 100. N/A is shown where the base number of responses is less than 10 during the period. % is calculated as Quantity/Base number*100

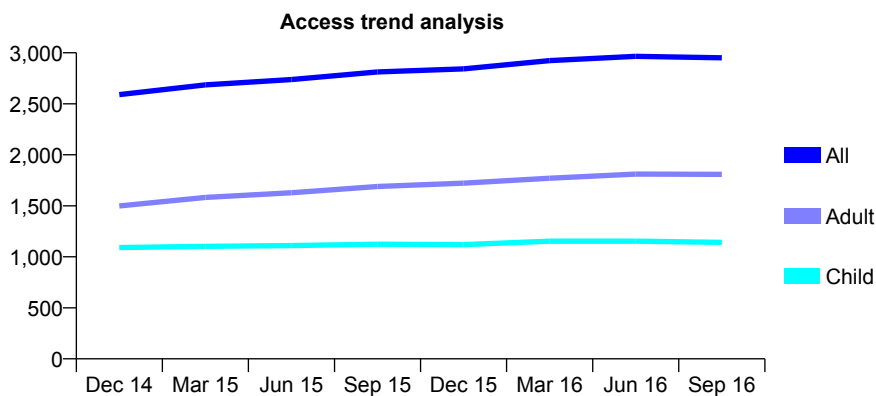
Q64 - Vital Signs At a Glance Contract Report for 755567/0001 - September 2016

Name or company name	MRS S SUTHAGAR
Contract type name	GDS Contract
Purpose of contract	General
Contract start date	20/10/2011
Contract end date	

16/17 Contracted general activity (UDA)	8,000
Carry forward general activity (UDA)	-34
16/17 Contracted orthodontic activity (UOA)	0
Carry forward orthodontic activity (UOA)	0
Baseline contract value	£213,169.03

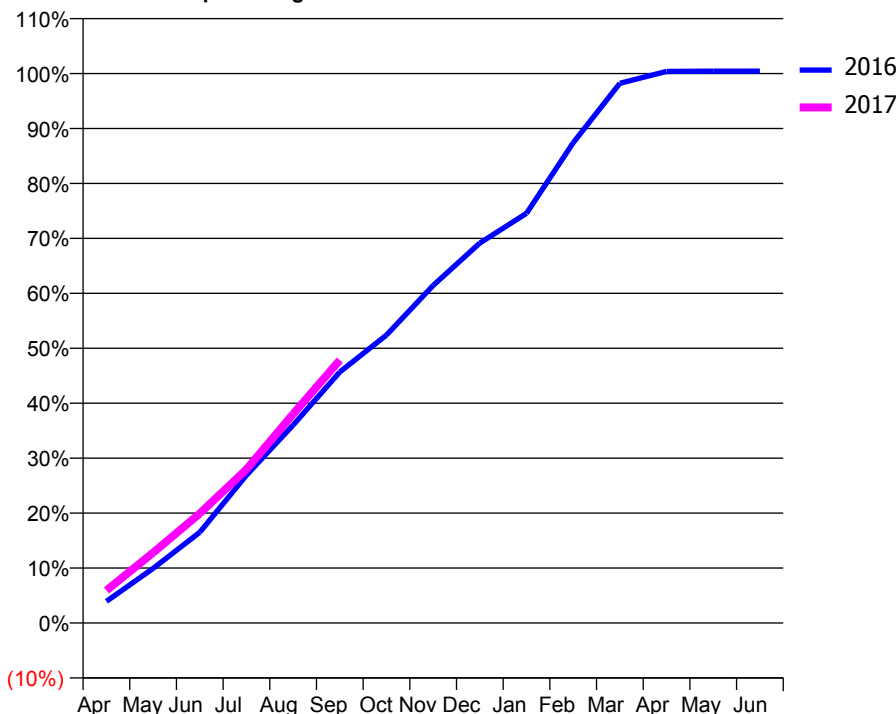
ACCESS*

Patients seen in 24 months	Total	Change since previous quarter
Quarter ending September 2015	2,813	
Quarter ending December 2015	2,842	→
Quarter ending March 2016	2,924	↑
Quarter ending June 2016	2,965	→
Quarter ending September 2016	2,951	→
Variance since September 2015	4.9%	↑



ACTIVITY

Cumulative percentage of contracted UDA delivered 2016 & 2017



Adjusted Scheduled Activity (UDA)

Month	2016	2017
April	315	475
May	795	1,025
June	1,321	1,595
July	2,152	2,238
August	2,883	3,043
September	3,655	3,827
October	4,193	
November	4,914	
December	5,531	
January	5,965	
February	6,992	
March	7,858	
April	8,031	
May	8,034	
June	8,034	

QUALITY

	Quantity	Base Number	Contract	AT	Region	England
% of FP17s for the same patient ID Re-attending within 3 months - Children	69	928	7.4%	9.6%	11.8%	12.4%
% of FP17s for the same patient ID Re-attending within 3 months - Adults	146	1,162	12.6%	14.3%	16.6%	16.7%
% of FP17s for the same patient ID Re-attending between 3 & 9 months - Children	589	928	63.5%	60.6%	60.2%	57.4%
% of FP17s for the same patient ID Re-attending between 3 & 9 months - Adults	630	1,162	54.2%	52.7%	52.0%	50.5%
% of FP17s for Band 1 Urgent Courses	85	1,797	4.7%	7.7%	9.4%	9.1%
% of FP17s Relating to Free Repair or Replacements	7	1,797	0.4%	0.8%	0.7%	0.8%
% of FP17s Relating to Continuations	4	1,797	0.2%	1.3%	1.2%	1.3%
% of Patients satisfied with the dentistry they have received	3	3	N/A	93.4%	93.6%	93.2%
% of Patients satisfied with the time they had to wait for an appointment	3	3	N/A	88.9%	89.1%	89.0%

* This is based on patients treated on this contract for their most recent course of treatment. Figures in italics indicate the base number of FP17s or Patient Questionnaire responses are less than 100. N/A is shown where the base number of responses is less than 10 during the period. % is calculated as Quantity/Base number*100

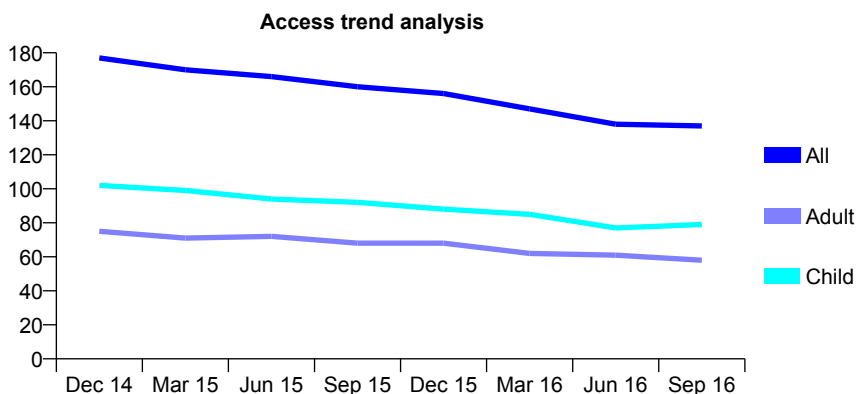
Q64 - Vital Signs At a Glance Contract Report for 760811/0001 - September 2016

Name or company name	MR GC MULLER
Contract type name	GDS Contract
Purpose of contract	General
Contract start date	01/02/2011
Contract end date	

16/17 Contracted general activity (UDA)	278
Carry forward general activity (UDA)	0
16/17 Contracted orthodontic activity (UOA)	0
Carry forward orthodontic activity (UOA)	0
Baseline contract value	£6,707.68

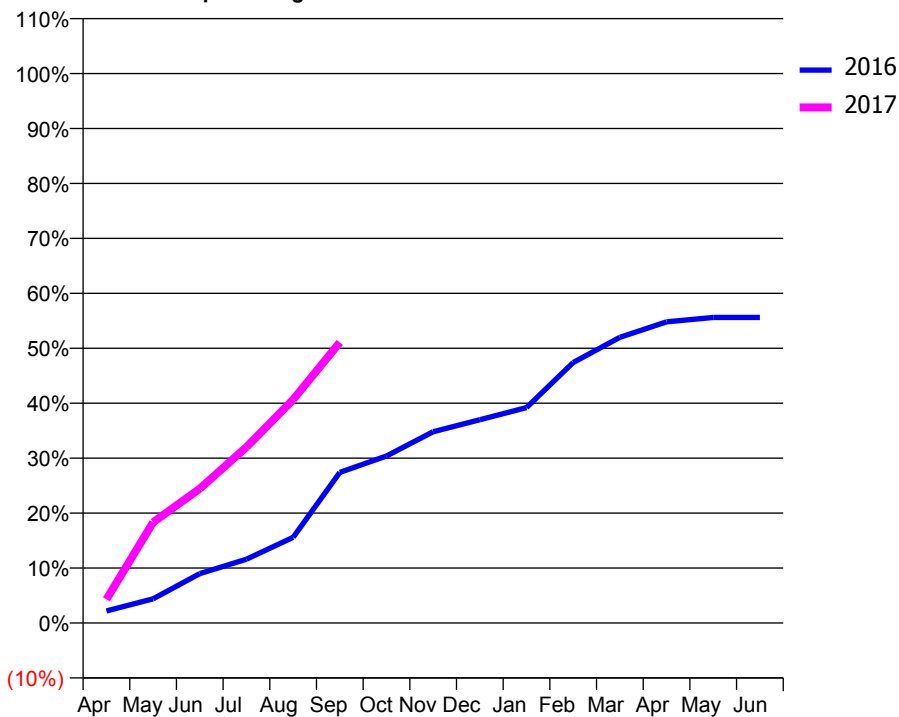
ACCESS*

Patients seen in 24 months	Total	Change since previous quarter
Quarter ending September 2015	160	
Quarter ending December 2015	156	↓
Quarter ending March 2016	147	↓
Quarter ending June 2016	138	↓
Quarter ending September 2016	137	→
Variance since September 2015	(14.4%)	↓



ACTIVITY

Cumulative percentage of contracted UDA delivered 2016 & 2017



Month	Adjusted Scheduled Activity (UDA)	
	2016	2017
April	11	12
May	22	51
June	45	68
July	58	89
August	78	113
September	137	142
October	152	
November	174	
December	185	
January	196	
February	237	
March	260	
April	274	
May	278	
June	278	

QUALITY

	Quantity	Base Number	Contract	AT	Region	England
% of FP17s for the same patient ID Re-attending within 3 months - Children	1	73	1.4%	9.6%	11.8%	12.4%
% of FP17s for the same patient ID Re-attending within 3 months - Adults	1	37	2.7%	14.3%	16.6%	16.7%
% of FP17s for the same patient ID Re-attending between 3 & 9 months - Children	54	73	74.0%	60.6%	60.2%	57.4%
% of FP17s for the same patient ID Re-attending between 3 & 9 months - Adults	27	37	73.0%	52.7%	52.0%	50.5%
% of FP17s for Band 1 Urgent Courses	0	91	0.0%	7.7%	9.4%	9.1%
% of FP17s Relating to Free Repair or Replacements	0	91	0.0%	0.8%	0.7%	0.8%
% of FP17s Relating to Continuations	0	91	0.0%	1.3%	1.2%	1.3%
% of Patients satisfied with the dentistry they have received	0	0	N/A	93.4%	93.6%	93.2%
% of Patients satisfied with the time they had to wait for an appointment	0	0	N/A	88.9%	89.1%	89.0%

* This is based on patients treated on this contract for their most recent course of treatment. Figures in italics indicate the base number of FP17s or Patient Questionnaire responses are less than 100. N/A is shown where the base number of responses is less than 10 during the period. % is calculated as Quantity/Base number*100

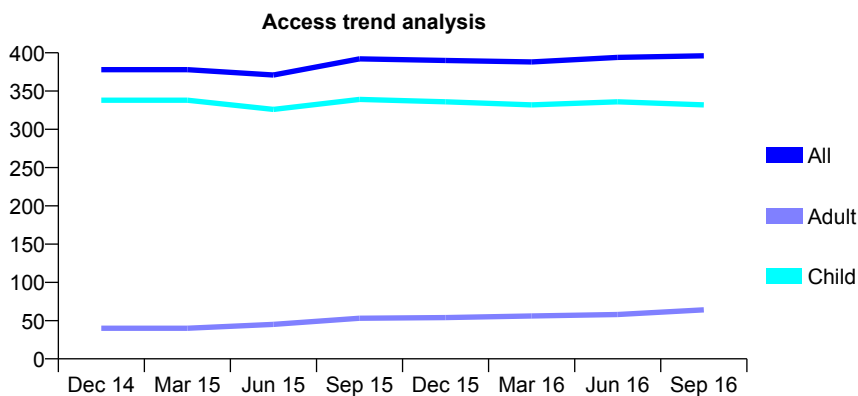
Q64 - Vital Signs At a Glance Contract Report for 761095/0001 - September 2016

Name or company name	MR PJ TOWNES
Contract type name	GDS Contract
Purpose of contract	General
Contract start date	01/04/2006
Contract end date	

16/17 Contracted general activity (UDA)	1,000
Carry forward general activity (UDA)	1
16/17 Contracted orthodontic activity (UOA)	0
Carry forward orthodontic activity (UOA)	0
Baseline contract value	£21,723.84

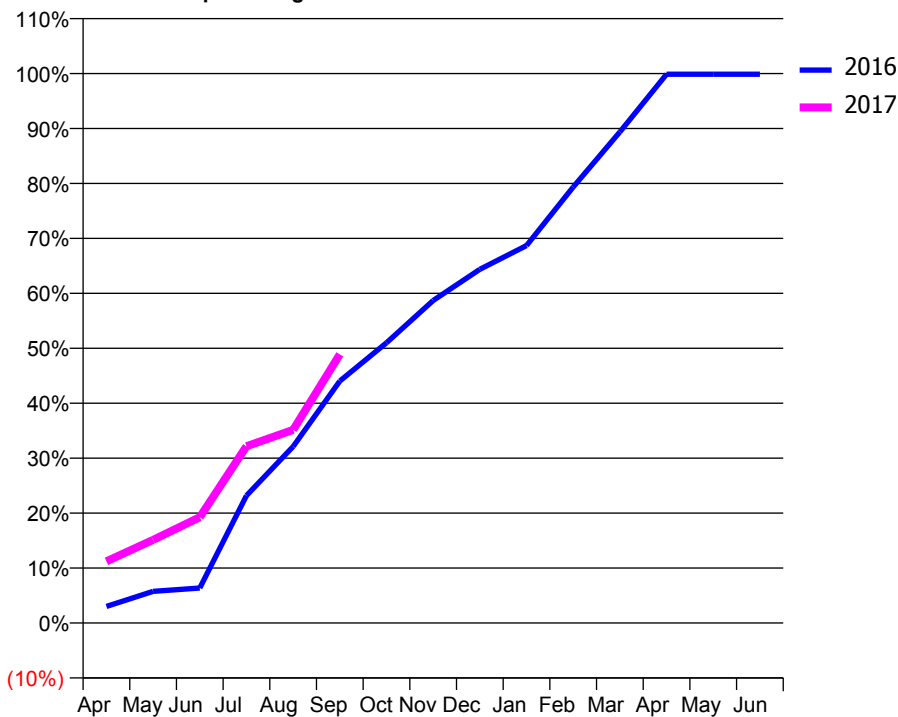
ACCESS*

Patients seen in 24 months	Total	Change since previous quarter
Quarter ending September 2015	392	
Quarter ending December 2015	390	→
Quarter ending March 2016	388	→
Quarter ending June 2016	394	→
Quarter ending September 2016	396	→
Variance since September 2015	1.0%	→



ACTIVITY

Cumulative percentage of contracted UDA delivered 2016 & 2017



Month	Adjusted Scheduled Activity (UDA)	
	2016	2017
April	30	112
May	58	151
June	64	193
July	232	322
August	321	352
September	440	489
October	510	
November	587	
December	644	
January	687	
February	793	
March	894	
April	999	
May	999	
June	999	

QUALITY

	Quantity	Base Number	Contract	AT	Region	England
% of FP17s for the same patient ID Re-attending within 3 months - Children	32	354	9.0%	9.6%	11.8%	12.4%
% of FP17s for the same patient ID Re-attending within 3 months - Adults	3	23	13.0%	14.3%	16.6%	16.7%
% of FP17s for the same patient ID Re-attending between 3 & 9 months - Children	261	354	73.7%	60.6%	60.2%	57.4%
% of FP17s for the same patient ID Re-attending between 3 & 9 months - Adults	20	23	87.0%	52.7%	52.0%	50.5%
% of FP17s for Band 1 Urgent Courses	4	309	1.3%	7.7%	9.4%	9.1%
% of FP17s Relating to Free Repair or Replacements	0	309	0.0%	0.8%	0.7%	0.8%
% of FP17s Relating to Continuations	0	309	0.0%	1.3%	1.2%	1.3%
% of Patients satisfied with the dentistry they have received	0	0	N/A	93.4%	93.6%	93.2%
% of Patients satisfied with the time they had to wait for an appointment	0	0	N/A	88.9%	89.1%	89.0%

* This is based on patients treated on this contract for their most recent course of treatment. Figures in italics indicate the base number of FP17s or Patient Questionnaire responses are less than 100. N/A is shown where the base number of responses is less than 10 during the period. % is calculated as Quantity/Base number*100

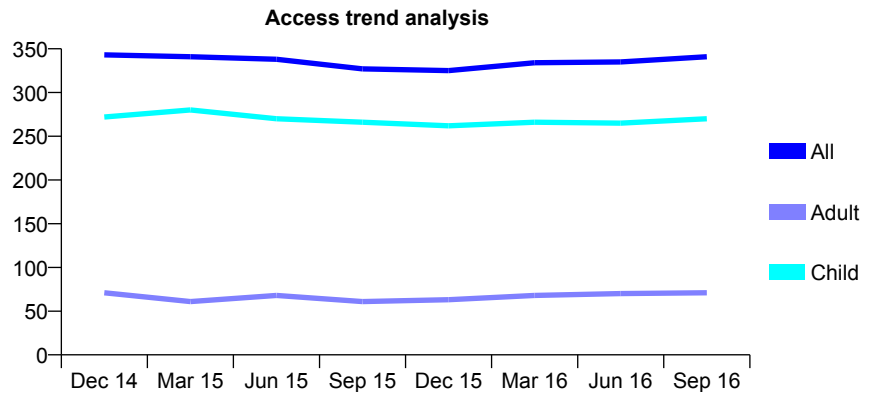
Q64 - Vital Signs At a Glance Contract Report for 787639/0001 - September 2016

Name or company name	MR CF DA ROCHA O'NEILL
Contract type name	GDS Contract
Purpose of contract	General
Contract start date	01/04/2008
Contract end date	

16/17 Contracted general activity (UDA)	850
Carry forward general activity (UDA)	0
16/17 Contracted orthodontic activity (UOA)	0
Carry forward orthodontic activity (UOA)	0
Baseline contract value	£17,949.27

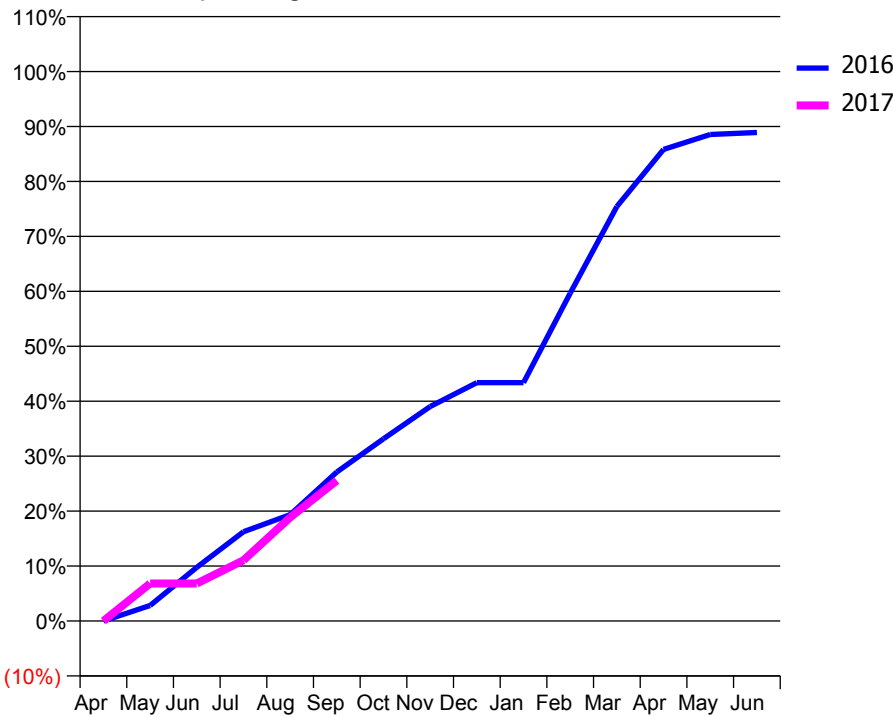
ACCESS*

Patients seen in 24 months	Total	Change since previous quarter
Quarter ending September 2015	327	
Quarter ending December 2015	325	→
Quarter ending March 2016	334	↑
Quarter ending June 2016	335	→
Quarter ending September 2016	341	→
Variance since September 2015	4.3%	↑



ACTIVITY

Cumulative percentage of contracted UDA delivered 2016 & 2017



Month	Adjusted Scheduled Activity (UDA)	
	2016	2017
April	0	0
May	24	58
June	83	58
July	138	94
August	164	160
September	231	217
October	282	
November	332	
December	369	
January	369	
February	507	
March	641	
April	729	
May	753	
June	756	

QUALITY

	Quantity	Base Number	Contract	AT	Region	England
% of FP17s for the same patient ID Re-attending within 3 months - Children	13	179	7.3%	9.6%	11.8%	12.4%
% of FP17s for the same patient ID Re-attending within 3 months - Adults	5	28	17.9%	14.3%	16.6%	16.7%
% of FP17s for the same patient ID Re-attending between 3 & 9 months - Children	100	179	55.9%	60.6%	60.2%	57.4%
% of FP17s for the same patient ID Re-attending between 3 & 9 months - Adults	16	28	57.1%	52.7%	52.0%	50.5%
% of FP17s for Band 1 Urgent Courses	2	118	1.7%	7.7%	9.4%	9.1%
% of FP17s Relating to Free Repair or Replacements	0	118	0.0%	0.8%	0.7%	0.8%
% of FP17s Relating to Continuations	0	118	0.0%	1.3%	1.2%	1.3%
% of Patients satisfied with the dentistry they have received	1	1	N/A	93.4%	93.6%	93.2%
% of Patients satisfied with the time they had to wait for an appointment	1	1	N/A	88.9%	89.1%	89.0%

* This is based on patients treated on this contract for their most recent course of treatment. Figures in italics indicate the base number of FP17s or Patient Questionnaire responses are less than 100. N/A is shown where the base number of responses is less than 10 during the period. % is calculated as Quantity/Base number*100

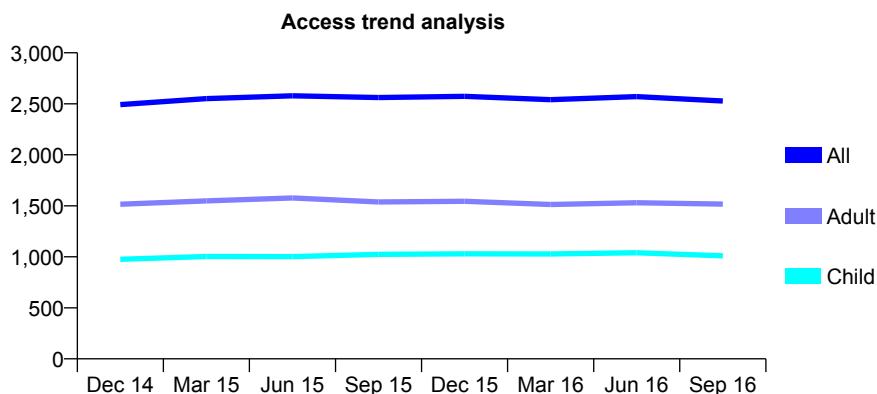
Q64 - Vital Signs At a Glance Contract Report for 802085/0001 - September 2016

Name or company name	Savernake Dental Partners
Contract type name	GDS Contract
Purpose of contract	General
Contract start date	01/04/2006
Contract end date	

16/17 Contracted general activity (UDA)	6,362
Carry forward general activity (UDA)	-127
16/17 Contracted orthodontic activity (UOA)	0
Carry forward orthodontic activity (UOA)	0
Baseline contract value	£140,073.33

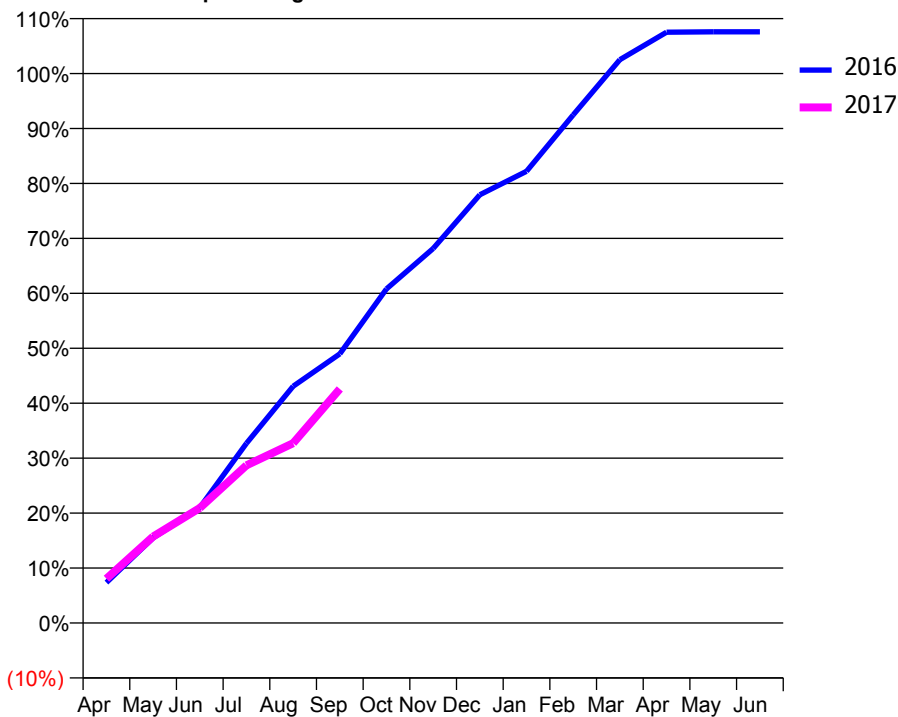
ACCESS*

Patients seen in 24 months	Total	Change since previous quarter
Quarter ending September 2015	2,562	
Quarter ending December 2015	2,573	→
Quarter ending March 2016	2,541	↓
Quarter ending June 2016	2,570	→
Quarter ending September 2016	2,527	↓
Variance since September 2015	(1.4%)	↓



ACTIVITY

Cumulative percentage of contracted UDA delivered 2016 & 2017



Adjusted Scheduled Activity (UDA)

Month	2016	2017
April	468	513
May	986	1,001
June	1,337	1,332
July	2,081	1,826
August	2,742	2,082
September	3,116	2,710
October	3,868	
November	4,336	
December	4,958	
January	5,230	
February	5,882	
March	6,522	
April	6,840	
May	6,845	
June	6,845	

QUALITY

	Quantity	Base Number	Contract	AT	Region	England
% of FP17s for the same patient ID Re-attending within 3 months - Children	42	842	5.0%	9.6%	11.8%	12.4%
% of FP17s for the same patient ID Re-attending within 3 months - Adults	153	1,194	12.8%	14.3%	16.6%	16.7%
% of FP17s for the same patient ID Re-attending between 3 & 9 months - Children	469	842	55.7%	60.6%	60.2%	57.4%
% of FP17s for the same patient ID Re-attending between 3 & 9 months - Adults	544	1,194	45.6%	52.7%	52.0%	50.5%
% of FP17s for Band 1 Urgent Courses	106	1,501	7.1%	7.7%	9.4%	9.1%
% of FP17s Relating to Free Repair or Replacements	0	1,501	0.0%	0.8%	0.7%	0.8%
% of FP17s Relating to Continuations	2	1,501	0.1%	1.3%	1.2%	1.3%
% of Patients satisfied with the dentistry they have received	4	4	N/A	93.4%	93.6%	93.2%
% of Patients satisfied with the time they had to wait for an appointment	4	4	N/A	88.9%	89.1%	89.0%

* This is based on patients treated on this contract for their most recent course of treatment. Figures in italics indicate the base number of FP17s or Patient Questionnaire responses are less than 100. N/A is shown where the base number of responses is less than 10 during the period. % is calculated as Quantity/Base number*100

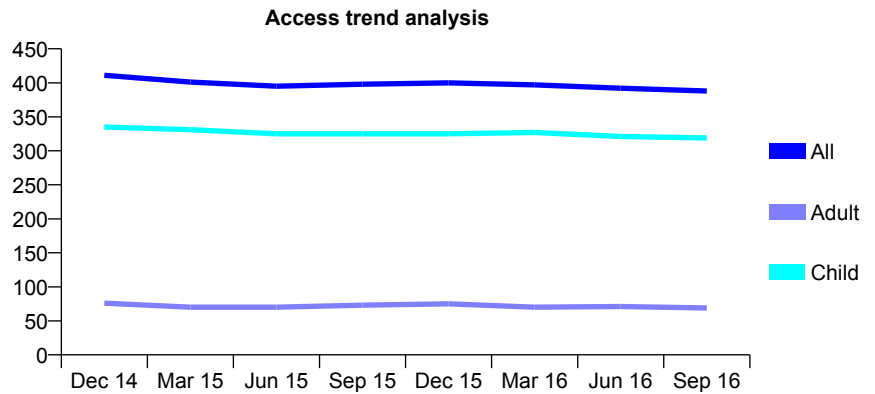
Q64 - Vital Signs At a Glance Contract Report for 811939/0001 - September 2016

Name or company name	MR JN PATON
Contract type name	GDS Contract
Purpose of contract	General
Contract start date	01/04/2006
Contract end date	

16/17 Contracted general activity (UDA)	950
Carry forward general activity (UDA)	0
16/17 Contracted orthodontic activity (UOA)	0
Carry forward orthodontic activity (UOA)	0
Baseline contract value	£19,238.23

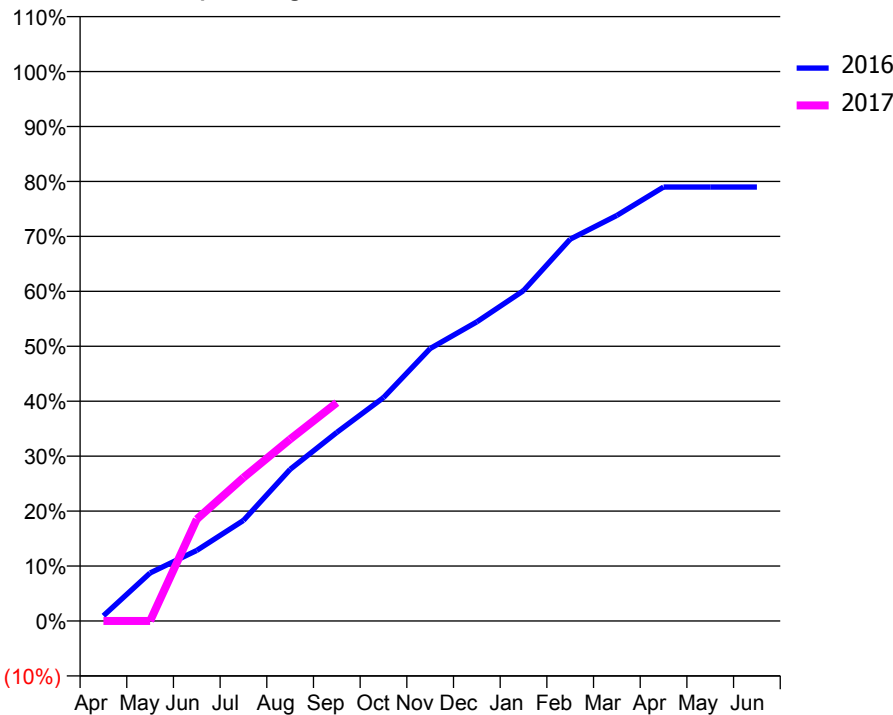
ACCESS*

Patients seen in 24 months	Total	Change since previous quarter
Quarter ending September 2015	398	
Quarter ending December 2015	400	→
Quarter ending March 2016	397	→
Quarter ending June 2016	392	↓
Quarter ending September 2016	388	↓
Variance since September 2015	(2.5%)	↓



ACTIVITY

Cumulative percentage of contracted UDA delivered 2016 & 2017



Month	Adjusted Scheduled Activity (UDA)	
	2016	2017
April	9	0
May	83	0
June	122	176
July	174	248
August	262	314
September	326	377
October	386	
November	471	
December	517	
January	571	
February	660	
March	701	
April	750	
May	750	
June	750	

QUALITY

	Quantity	Base Number	Contract	AT	Region	England
% of FP17s for the same patient ID Re-attending within 3 months - Children	21	266	7.9%	9.6%	11.8%	12.4%
% of FP17s for the same patient ID Re-attending within 3 months - Adults	2	18	<i>11.1%</i>	14.3%	16.6%	16.7%
% of FP17s for the same patient ID Re-attending between 3 & 9 months - Children	176	266	66.2%	60.6%	60.2%	57.4%
% of FP17s for the same patient ID Re-attending between 3 & 9 months - Adults	11	18	<i>61.1%</i>	52.7%	52.0%	50.5%
% of FP17s for Band 1 Urgent Courses	2	253	0.8%	7.7%	9.4%	9.1%
% of FP17s Relating to Free Repair or Replacements	0	253	0.0%	0.8%	0.7%	0.8%
% of FP17s Relating to Continuations	0	253	0.0%	1.3%	1.2%	1.3%
% of Patients satisfied with the dentistry they have received	2	2	N/A	93.4%	93.6%	93.2%
% of Patients satisfied with the time they had to wait for an appointment	2	2	N/A	88.9%	89.1%	89.0%

* This is based on patients treated on this contract for their most recent course of treatment. Figures in italics indicate the base number of FP17s or Patient Questionnaire responses are less than 100. N/A is shown where the base number of responses is less than 10 during the period. % is calculated as Quantity/Base number*100

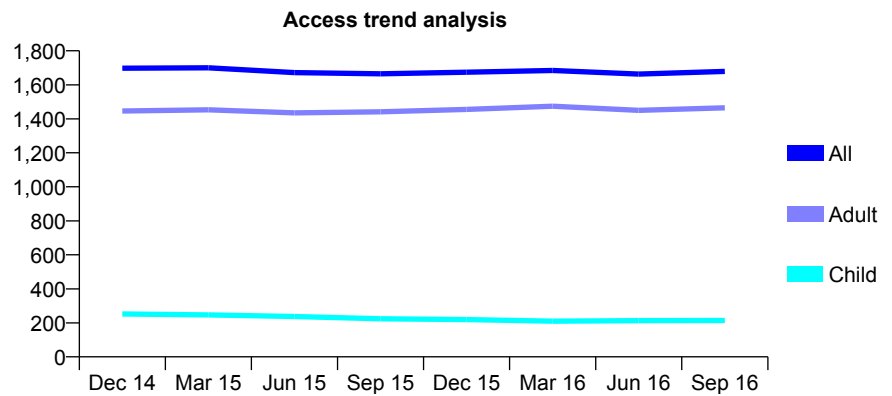
Q64 - Vital Signs At a Glance Contract Report for 814008/0001 - September 2016

Name or company name	MR IM MIDGLEY
Contract type name	GDS Contract
Purpose of contract	General
Contract start date	01/04/2006
Contract end date	

16/17 Contracted general activity (UDA)	7,460
Carry forward general activity (UDA)	-4
16/17 Contracted orthodontic activity (UOA)	0
Carry forward orthodontic activity (UOA)	0
Baseline contract value	£186,514.59

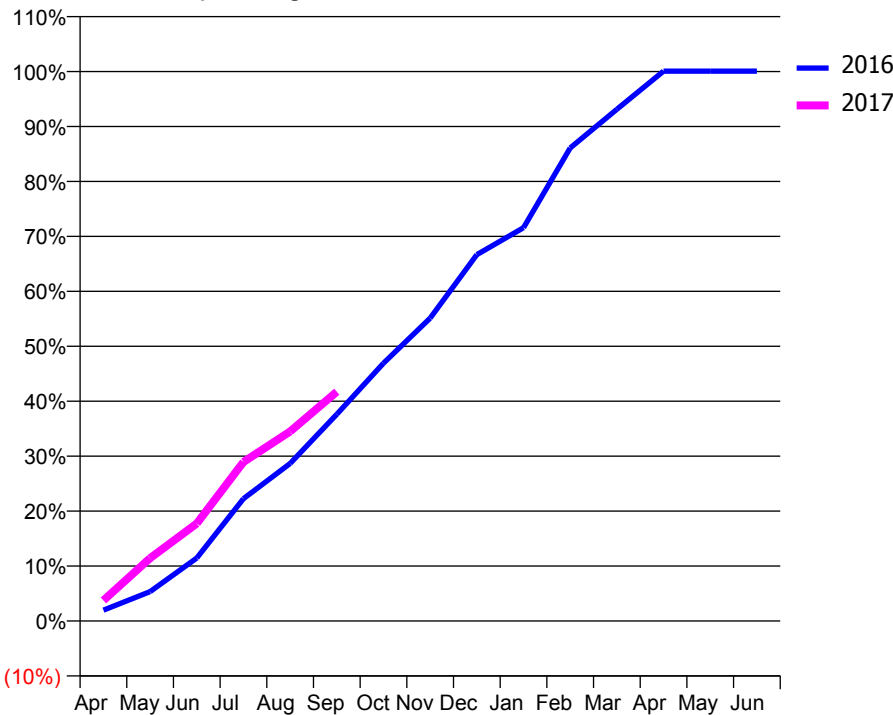
ACCESS*

Patients seen in 24 months	Total	Change since previous quarter
Quarter ending September 2015	1,665	
Quarter ending December 2015	1,674	→
Quarter ending March 2016	1,684	→
Quarter ending June 2016	1,663	↓
Quarter ending September 2016	1,679	→
Variance since September 2015	0.8%	→



ACTIVITY

Cumulative percentage of contracted UDA delivered 2016 & 2017



Month	Adjusted Scheduled Activity (UDA)	
	2016	2017
April	147	279
May	399	854
June	855	1,324
July	1,661	2,159
August	2,139	2,573
September	2,807	3,113
October	3,500	
November	4,112	
December	4,973	
January	5,340	
February	6,422	
March	6,946	
April	7,464	
May	7,464	
June	7,464	

QUALITY

	Quantity	Base Number	Contract	AT	Region	England
% of FP17s for the same patient ID Re-attending within 3 months - Children	13	199	6.5%	9.6%	11.8%	12.4%
% of FP17s for the same patient ID Re-attending within 3 months - Adults	258	1,353	19.1%	14.3%	16.6%	16.7%
% of FP17s for the same patient ID Re-attending between 3 & 9 months - Children	137	199	68.8%	60.6%	60.2%	57.4%
% of FP17s for the same patient ID Re-attending between 3 & 9 months - Adults	897	1,353	66.3%	52.7%	52.0%	50.5%
% of FP17s for Band 1 Urgent Courses	258	1,332	19.4%	7.7%	9.4%	9.1%
% of FP17s Relating to Free Repair or Replacements	48	1,332	3.6%	0.8%	0.7%	0.8%
% of FP17s Relating to Continuations	37	1,332	2.8%	1.3%	1.2%	1.3%
% of Patients satisfied with the dentistry they have received	9	9	N/A	93.4%	93.6%	93.2%
% of Patients satisfied with the time they had to wait for an appointment	9	9	N/A	88.9%	89.1%	89.0%

* This is based on patients treated on this contract for their most recent course of treatment. Figures in italics indicate the base number of FP17s or Patient Questionnaire responses are less than 100. N/A is shown where the base number of responses is less than 10 during the period. % is calculated as Quantity/Base number*100

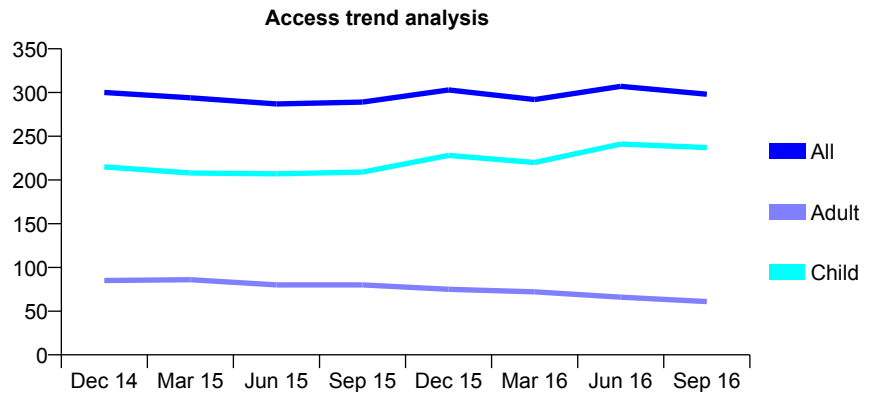
Q64 - Vital Signs At a Glance Contract Report for 820059/0001 - September 2016

Name or company name	MR AJ SMITH
Contract type name	PDS Contract
Purpose of contract	General and Orthodontic
Contract start date	01/04/2006
Contract end date	31/03/2017

16/17 Contracted general activity (UDA)	800
Carry forward general activity (UDA)	-1
16/17 Contracted orthodontic activity (UOA)	500
Carry forward orthodontic activity (UOA)	0
Baseline contract value	£59,188.00

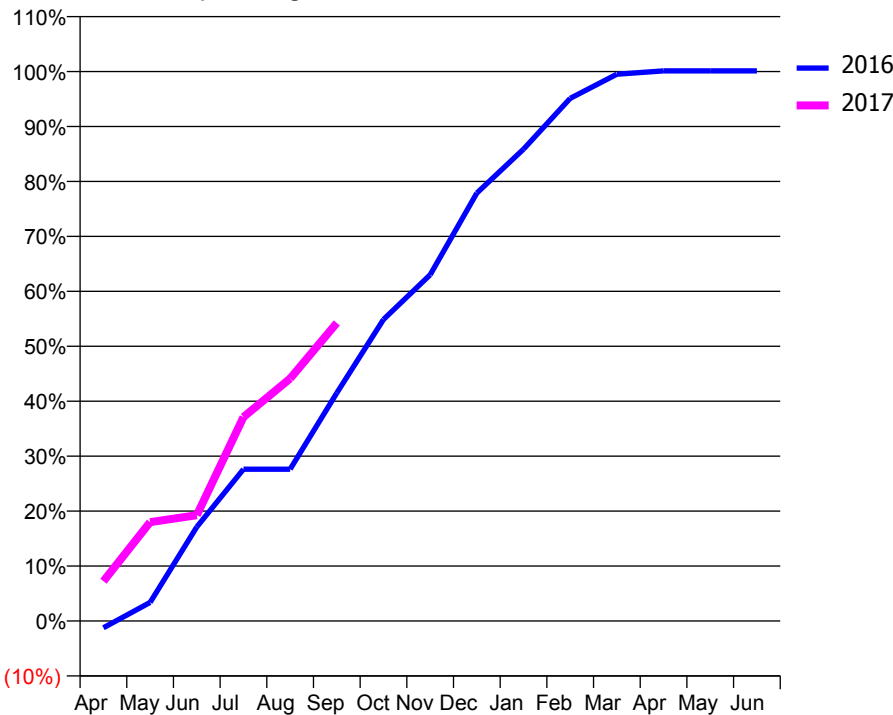
ACCESS*

Patients seen in 24 months	Total	Change since previous quarter
Quarter ending September 2015	289	
Quarter ending December 2015	303	↑
Quarter ending March 2016	292	↓
Quarter ending June 2016	307	↑
Quarter ending September 2016	298	↓
Variance since September 2015	3.1%	↑



ACTIVITY

Cumulative percentage of contracted UDA delivered 2016 & 2017



Month	Adjusted Scheduled Activity (UDA)	
	2016	2017
April	-10	58
May	27	144
June	137	154
July	221	297
August	221	353
September	332	434
October	439	
November	504	
December	623	
January	687	
February	761	
March	796	
April	801	
May	801	
June	801	

QUALITY

	Quantity	Base Number	Contract	AT	Region	England
% of FP17s for the same patient ID Re-attending within 3 months - Children	22	217	10.1%	9.6%	11.8%	12.4%
% of FP17s for the same patient ID Re-attending within 3 months - Adults	1	25	4.0%	14.3%	16.6%	16.7%
% of FP17s for the same patient ID Re-attending between 3 & 9 months - Children	67	217	30.9%	60.6%	60.2%	57.4%
% of FP17s for the same patient ID Re-attending between 3 & 9 months - Adults	7	25	28.0%	52.7%	52.0%	50.5%
% of FP17s for Band 1 Urgent Courses	0	203	0.0%	7.7%	9.4%	9.1%
% of FP17s Relating to Free Repair or Replacements	0	203	0.0%	0.8%	0.7%	0.8%
% of FP17s Relating to Continuations	2	203	1.0%	1.3%	1.2%	1.3%
% of Patients satisfied with the dentistry they have received	0	0	N/A	93.4%	93.6%	93.2%
% of Patients satisfied with the time they had to wait for an appointment	0	0	N/A	88.9%	89.1%	89.0%

* This is based on patients treated on this contract for their most recent course of treatment. Figures in italics indicate the base number of FP17s or Patient Questionnaire responses are less than 100. N/A is shown where the base number of responses is less than 10 during the period. % is calculated as Quantity/Base number*100

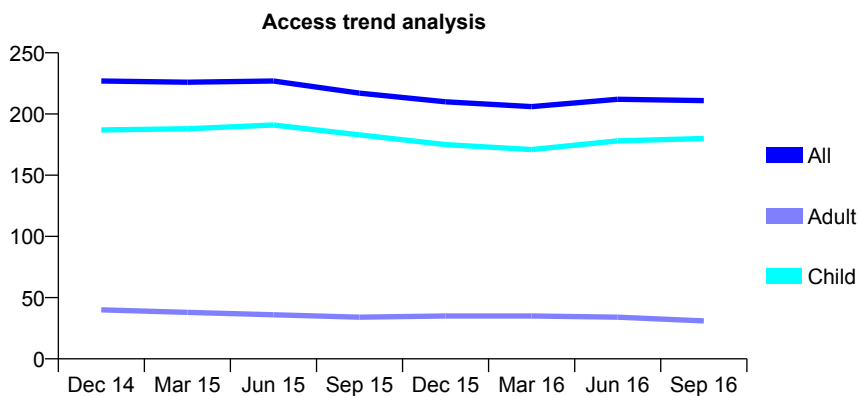
Q64 - Vital Signs At a Glance Contract Report for 820318/0001 - September 2016

Name or company name	MR DS HOLEYMAN
Contract type name	GDS Contract
Purpose of contract	General
Contract start date	01/04/2006
Contract end date	

16/17 Contracted general activity (UDA)	400
Carry forward general activity (UDA)	0
16/17 Contracted orthodontic activity (UOA)	0
Carry forward orthodontic activity (UOA)	0
Baseline contract value	£8,972.18

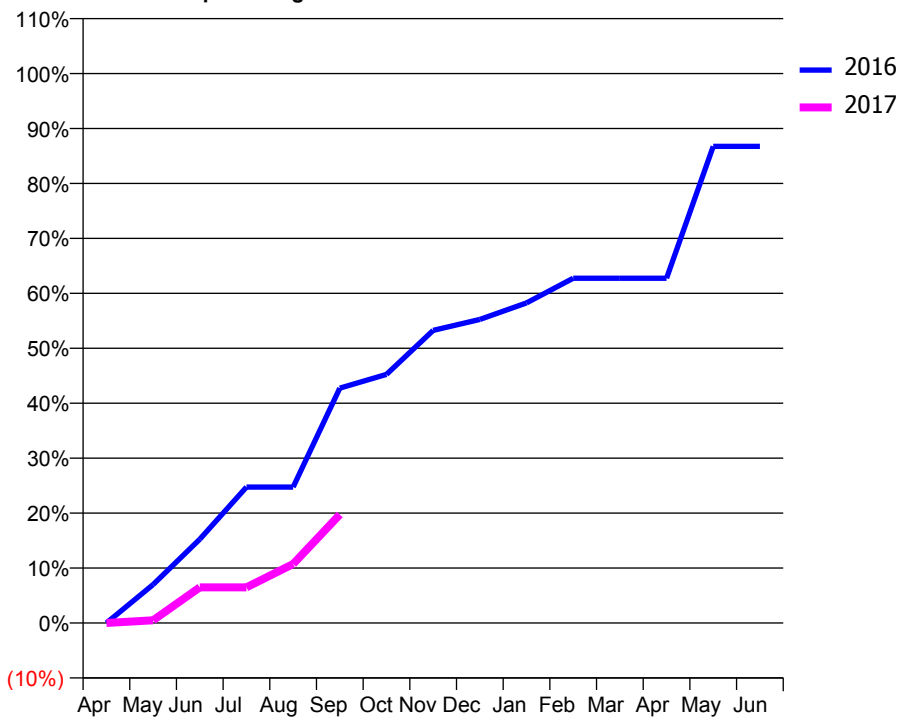
ACCESS*

Patients seen in 24 months	Total	Change since previous quarter
Quarter ending September 2015	217	
Quarter ending December 2015	210	↓
Quarter ending March 2016	206	↓
Quarter ending June 2016	212	↑
Quarter ending September 2016	211	→
Variance since September 2015	(2.8%)	↓



ACTIVITY

Cumulative percentage of contracted UDA delivered 2016 & 2017



Month	Adjusted Scheduled Activity (UDA)	
	2016	2017
April	0	0
May	28	2
June	61	26
July	99	26
August	99	43
September	171	79
October	181	
November	213	
December	221	
January	233	
February	251	
March	251	
April	251	
May	347	
June	347	

QUALITY

	Quantity	Base Number	Contract	AT	Region	England
% of FP17s for the same patient ID Re-attending within 3 months - Children	4	139	2.9%	9.6%	11.8%	12.4%
% of FP17s for the same patient ID Re-attending within 3 months - Adults	0	7	0.0%	14.3%	16.6%	16.7%
% of FP17s for the same patient ID Re-attending between 3 & 9 months - Children	78	139	56.1%	60.6%	60.2%	57.4%
% of FP17s for the same patient ID Re-attending between 3 & 9 months - Adults	6	7	85.7%	52.7%	52.0%	50.5%
% of FP17s for Band 1 Urgent Courses	0	67	0.0%	7.7%	9.4%	9.1%
% of FP17s Relating to Free Repair or Replacements	0	67	0.0%	0.8%	0.7%	0.8%
% of FP17s Relating to Continuations	0	67	0.0%	1.3%	1.2%	1.3%
% of Patients satisfied with the dentistry they have received	1	1	N/A	93.4%	93.6%	93.2%
% of Patients satisfied with the time they had to wait for an appointment	1	1	N/A	88.9%	89.1%	89.0%

* This is based on patients treated on this contract for their most recent course of treatment. Figures in italics indicate the base number of FP17s or Patient Questionnaire responses are less than 100. N/A is shown where the base number of responses is less than 10 during the period. % is calculated as Quantity/Base number*100

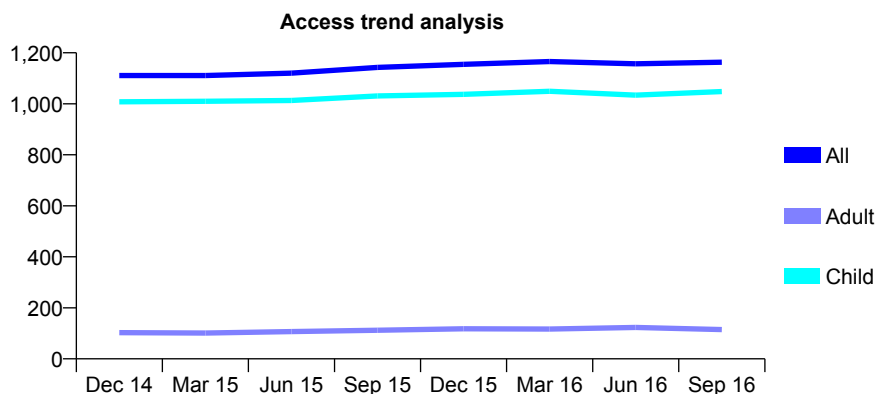
Q64 - Vital Signs At a Glance Contract Report for 820423/0001 - September 2016

Name or company name	MRS SA MCDOWALL
Contract type name	GDS Contract
Purpose of contract	General
Contract start date	01/04/2006
Contract end date	

16/17 Contracted general activity (UDA)	2,630
Carry forward general activity (UDA)	-28
16/17 Contracted orthodontic activity (UOA)	0
Carry forward orthodontic activity (UOA)	0
Baseline contract value	£63,718.22

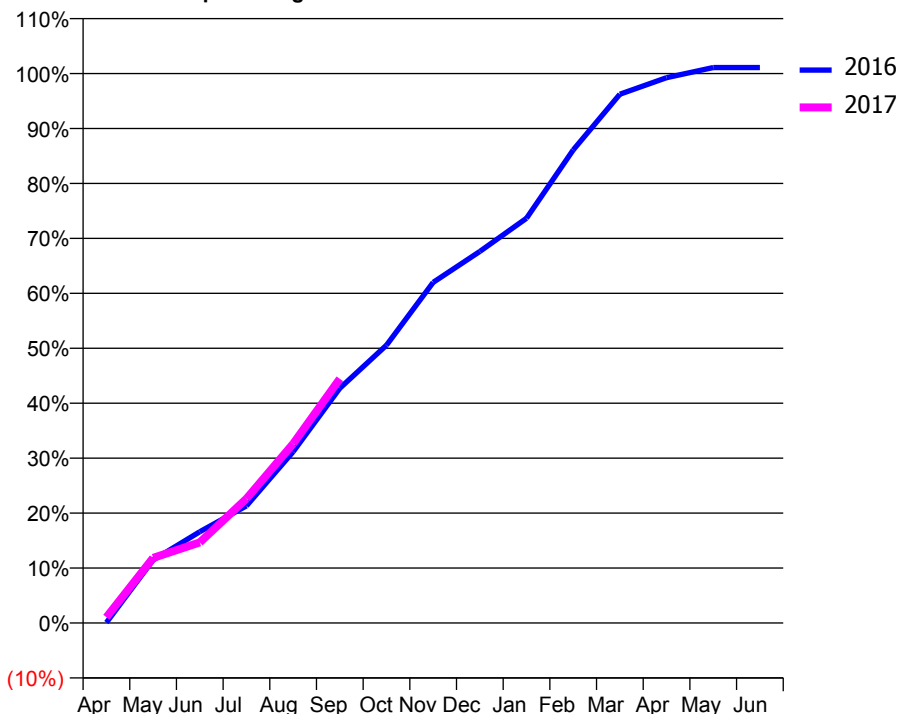
ACCESS*

Patients seen in 24 months	Total	Change since previous quarter
Quarter ending September 2015	1,143	
Quarter ending December 2015	1,155	→
Quarter ending March 2016	1,166	→
Quarter ending June 2016	1,157	→
Quarter ending September 2016	1,163	→
Variance since September 2015	1.7%	→



ACTIVITY

Cumulative percentage of contracted UDA delivered 2016 & 2017



Month	Adjusted Scheduled Activity (UDA)	
	2016	2017
April	2	28
May	301	312
June	437	386
July	561	595
August	820	858
September	1,124	1,169
October	1,330	
November	1,631	
December	1,778	
January	1,938	
February	2,264	
March	2,531	
April	2,610	
May	2,658	
June	2,658	

QUALITY

	Quantity	Base Number	Contract	AT	Region	England
% of FP17s for the same patient ID Re-attending within 3 months - Children	63	922	6.8%	9.6%	11.8%	12.4%
% of FP17s for the same patient ID Re-attending within 3 months - Adults	0	0	N/A	14.3%	16.6%	16.7%
% of FP17s for the same patient ID Re-attending between 3 & 9 months - Children	695	922	75.4%	60.6%	60.2%	57.4%
% of FP17s for the same patient ID Re-attending between 3 & 9 months - Adults	0	0	N/A	52.7%	52.0%	50.5%
% of FP17s for Band 1 Urgent Courses	38	829	4.6%	7.7%	9.4%	9.1%
% of FP17s Relating to Free Repair or Replacements	0	829	0.0%	0.8%	0.7%	0.8%
% of FP17s Relating to Continuations	0	829	0.0%	1.3%	1.2%	1.3%
% of Patients satisfied with the dentistry they have received	1	1	N/A	93.4%	93.6%	93.2%
% of Patients satisfied with the time they had to wait for an appointment	1	1	N/A	88.9%	89.1%	89.0%

* This is based on patients treated on this contract for their most recent course of treatment. Figures in italics indicate the base number of FP17s or Patient Questionnaire responses are less than 100. N/A is shown where the base number of responses is less than 10 during the period. % is calculated as Quantity/Base number*100

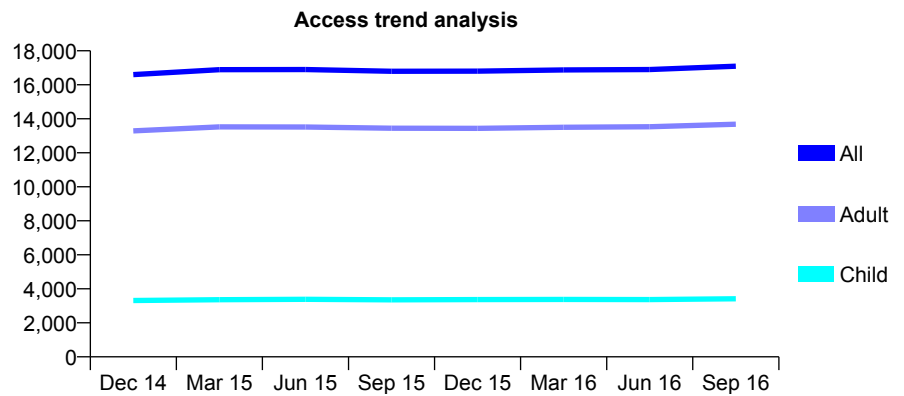
Q64 - Vital Signs At a Glance Contract Report for 826901/0001 - September 2016

Name or company name	MR SJ CLARKE
Contract type name	GDS Contract
Purpose of contract	General
Contract start date	01/04/2006
Contract end date	

16/17 Contracted general activity (UDA)	52,698
Carry forward general activity (UDA)	1,794
16/17 Contracted orthodontic activity (UOA)	0
Carry forward orthodontic activity (UOA)	0
Baseline contract value	£1,357,564.08

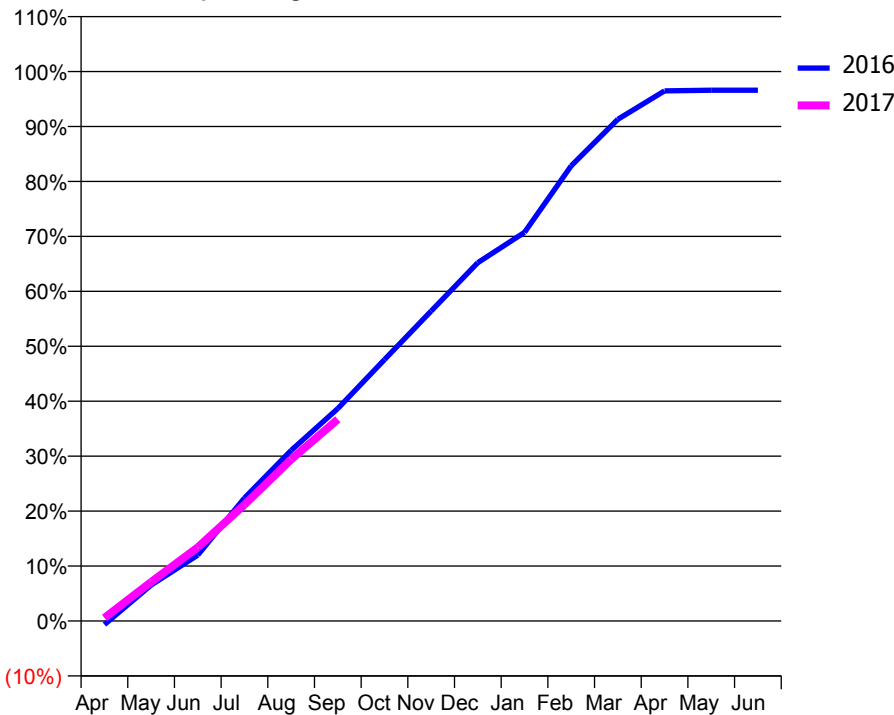
ACCESS*

Patients seen in 24 months	Total	Change since previous quarter
Quarter ending September 2015	16,797	
Quarter ending December 2015	16,804	→
Quarter ending March 2016	16,877	→
Quarter ending June 2016	16,901	→
Quarter ending September 2016	17,092	→
Variance since September 2015	1.8%	→



ACTIVITY

Cumulative percentage of contracted UDA delivered 2016 & 2017



Month	Adjusted Scheduled Activity (UDA)	
	2016	2017
April	-348	296
May	3,452	3,739
June	6,329	7,066
July	11,796	11,157
August	16,362	15,498
September	20,376	19,337
October	25,069	
November	29,732	
December	34,370	
January	37,271	
February	43,658	
March	48,120	
April	50,840	
May	50,905	
June	50,904	

QUALITY

	Quantity	Base Number	Contract	AT	Region	England
% of FP17s for the same patient ID Re-attending within 3 months - Children	315	2,962	10.6%	9.6%	11.8%	12.4%
% of FP17s for the same patient ID Re-attending within 3 months - Adults	1,811	11,123	16.3%	14.3%	16.6%	16.7%
% of FP17s for the same patient ID Re-attending between 3 & 9 months - Children	1,897	2,962	64.0%	60.6%	60.2%	57.4%
% of FP17s for the same patient ID Re-attending between 3 & 9 months - Adults	7,176	11,123	64.5%	52.7%	52.0%	50.5%
% of FP17s for Band 1 Urgent Courses	551	12,044	4.6%	7.7%	9.4%	9.1%
% of FP17s Relating to Free Repair or Replacements	165	12,044	1.4%	0.8%	0.7%	0.8%
% of FP17s Relating to Continuations	256	12,044	2.1%	1.3%	1.2%	1.3%
% of Patients satisfied with the dentistry they have received	39	42	92.9%	93.4%	93.6%	93.2%
% of Patients satisfied with the time they had to wait for an appointment	40	42	95.2%	88.9%	89.1%	89.0%

* This is based on patients treated on this contract for their most recent course of treatment. Figures in italics indicate the base number of FP17s or Patient Questionnaire responses are less than 100. N/A is shown where the base number of responses is less than 10 during the period. % is calculated as Quantity/Base number*100

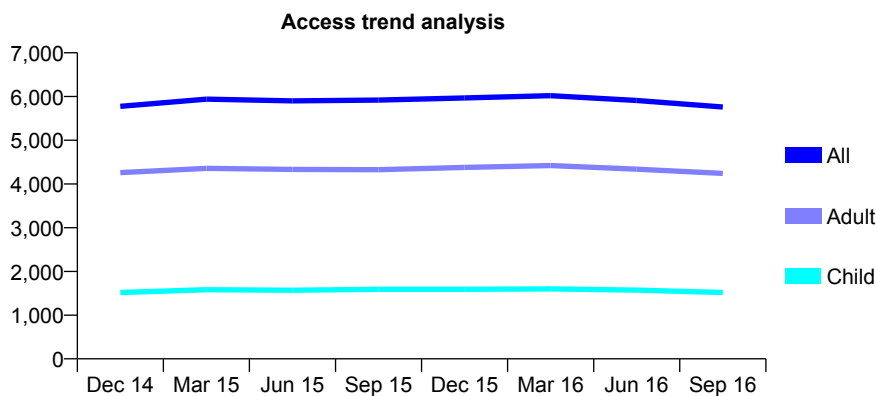
Q64 - Vital Signs At a Glance Contract Report for 829471/0007 - September 2016

Name or company name	MR JS DHARIWAL
Contract type name	GDS Contract
Purpose of contract	General
Contract start date	15/07/2010
Contract end date	

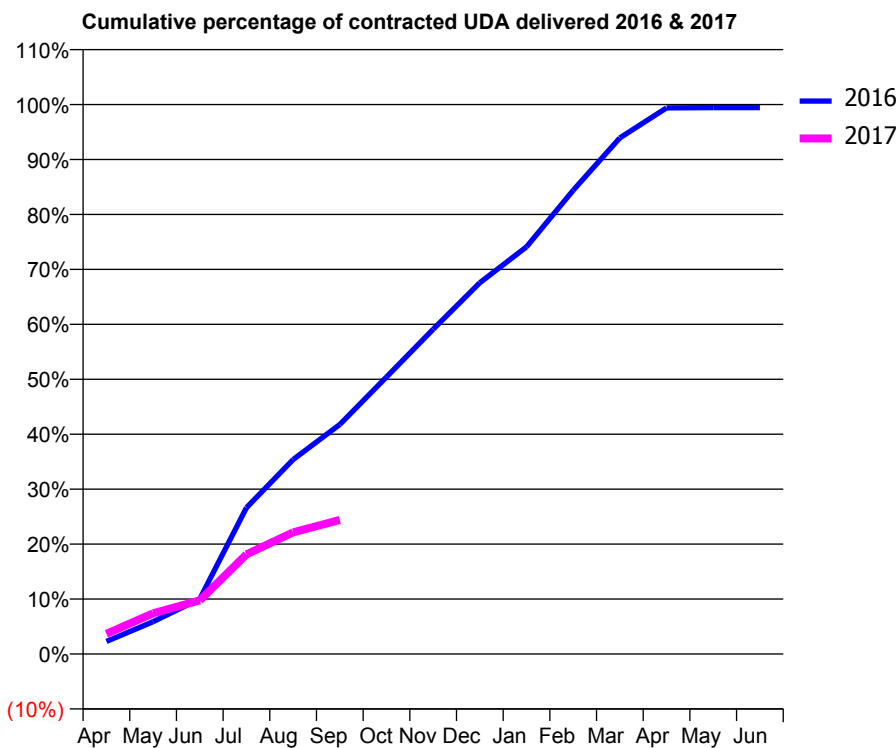
16/17 Contracted general activity (UDA)	15,000
Carry forward general activity (UDA)	84
16/17 Contracted orthodontic activity (UOA)	0
Carry forward orthodontic activity (UOA)	0
Baseline contract value	£350,764.95

ACCESS*

Patients seen in 24 months	Total	Change since previous quarter
Quarter ending September 2015	5,918	
Quarter ending December 2015	5,969	→
Quarter ending March 2016	6,020	→
Quarter ending June 2016	5,910	↓
Quarter ending September 2016	5,759	↓
Variance since September 2015	(2.7%)	↓



ACTIVITY



Month	Adjusted Scheduled Activity (UDA)	
	2016	2017
April	345	551
May	884	1,114
June	1,505	1,467
July	3,995	2,720
August	5,310	3,323
September	6,267	3,659
October	7,563	
November	8,866	
December	10,137	
January	11,116	
February	12,657	
March	14,089	
April	14,906	
May	14,915	
June	14,916	

QUALITY

	Quantity	Base Number	Contract	AT	Region	England
% of FP17s for the same patient ID Re-attending within 3 months - Children	37	590	6.3%	9.6%	11.8%	12.4%
% of FP17s for the same patient ID Re-attending within 3 months - Adults	224	1,771	12.6%	14.3%	16.6%	16.7%
% of FP17s for the same patient ID Re-attending between 3 & 9 months - Children	299	590	50.7%	60.6%	60.2%	57.4%
% of FP17s for the same patient ID Re-attending between 3 & 9 months - Adults	892	1,771	50.4%	52.7%	52.0%	50.5%
% of FP17s for Band 1 Urgent Courses	273	1,952	14.0%	7.7%	9.4%	9.1%
% of FP17s Relating to Free Repair or Replacements	18	1,952	0.9%	0.8%	0.7%	0.8%
% of FP17s Relating to Continuations	3	1,952	0.2%	1.3%	1.2%	1.3%
% of Patients satisfied with the dentistry they have received	5	6	N/A	93.4%	93.6%	93.2%
% of Patients satisfied with the time they had to wait for an appointment	5	6	N/A	88.9%	89.1%	89.0%

* This is based on patients treated on this contract for their most recent course of treatment. Figures in italics indicate the base number of FP17s or Patient Questionnaire responses are less than 100. N/A is shown where the base number of responses is less than 10 during the period. % is calculated as Quantity/Base number*100

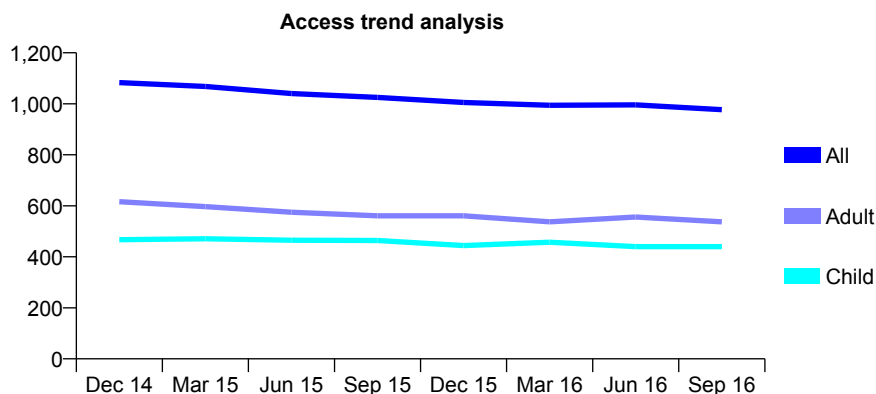
Q64 - Vital Signs At a Glance Contract Report for 831921/0002 - September 2016

Name or company name	MR TS ESAU
Contract type name	GDS Contract
Purpose of contract	General
Contract start date	01/05/2006
Contract end date	

16/17 Contracted general activity (UDA)	4,200
Carry forward general activity (UDA)	0
16/17 Contracted orthodontic activity (UOA)	0
Carry forward orthodontic activity (UOA)	0
Baseline contract value	£97,812.40

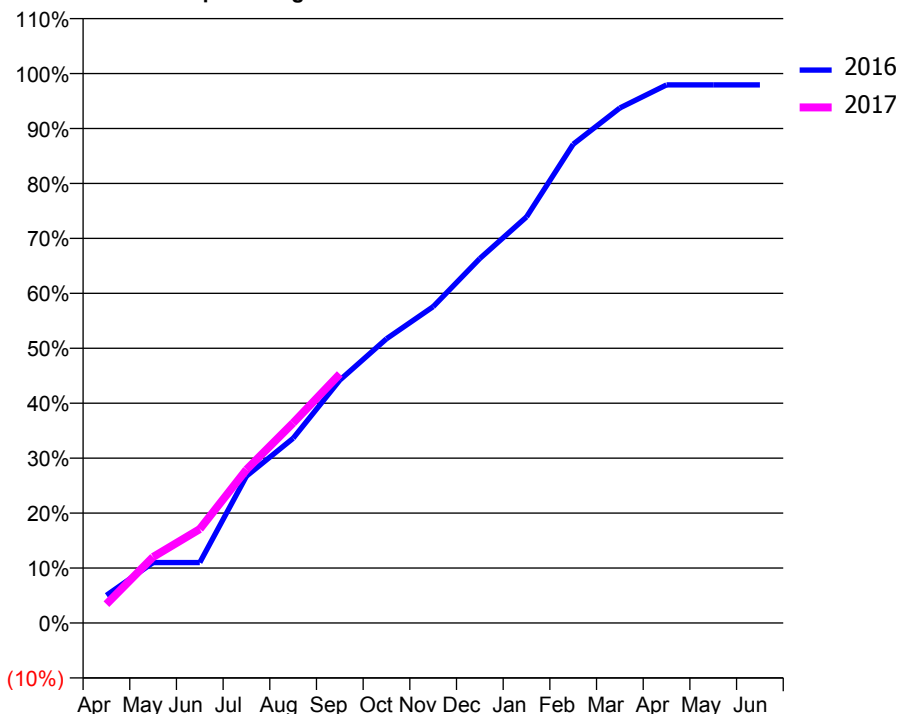
ACCESS*

Patients seen in 24 months	Total	Change since previous quarter
Quarter ending September 2015	1,025	
Quarter ending December 2015	1,005	↓
Quarter ending March 2016	994	↓
Quarter ending June 2016	996	→
Quarter ending September 2016	977	↓
Variance since September 2015	(4.7%)	↓



ACTIVITY

Cumulative percentage of contracted UDA delivered 2016 & 2017



Adjusted Scheduled Activity (UDA)

Month	2016	2017
April	212	144
May	462	505
June	462	718
July	1,123	1,173
August	1,412	1,530
September	1,856	1,903
October	2,173	
November	2,418	
December	2,786	
January	3,104	
February	3,659	
March	3,937	
April	4,113	
May	4,113	
June	4,113	

QUALITY

	Quantity	Base Number	Contract	AT	Region	England
% of FP17s for the same patient ID Re-attending within 3 months - Children	89	547	16.3%	9.6%	11.8%	12.4%
% of FP17s for the same patient ID Re-attending within 3 months - Adults	66	352	18.8%	14.3%	16.6%	16.7%
% of FP17s for the same patient ID Re-attending between 3 & 9 months - Children	387	547	70.7%	60.6%	60.2%	57.4%
% of FP17s for the same patient ID Re-attending between 3 & 9 months - Adults	188	352	53.4%	52.7%	52.0%	50.5%
% of FP17s for Band 1 Urgent Courses	40	825	4.8%	7.7%	9.4%	9.1%
% of FP17s Relating to Free Repair or Replacements	0	825	0.0%	0.8%	0.7%	0.8%
% of FP17s Relating to Continuations	3	825	0.4%	1.3%	1.2%	1.3%
% of Patients satisfied with the dentistry they have received	1	2	N/A	93.4%	93.6%	93.2%
% of Patients satisfied with the time they had to wait for an appointment	1	2	N/A	88.9%	89.1%	89.0%

* This is based on patients treated on this contract for their most recent course of treatment. Figures in italics indicate the base number of FP17s or Patient Questionnaire responses are less than 100. N/A is shown where the base number of responses is less than 10 during the period. % is calculated as Quantity/Base number*100

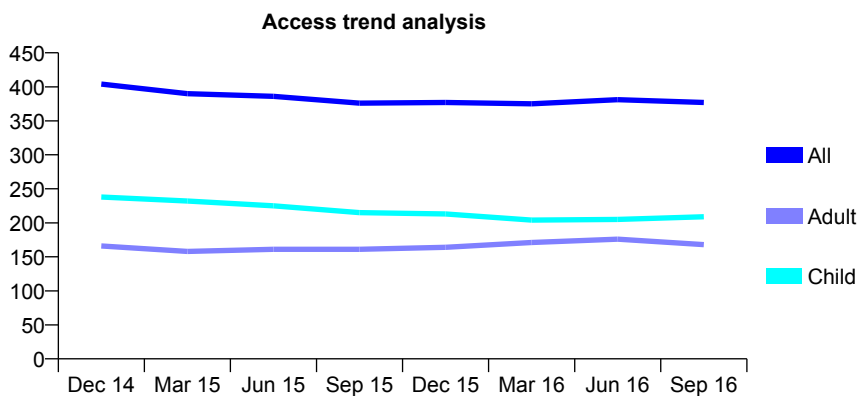
Q64 - Vital Signs At a Glance Contract Report for 833282/0001 - September 2016

Name or company name	MR GP HOOD
Contract type name	GDS Contract
Purpose of contract	General
Contract start date	01/04/2006
Contract end date	

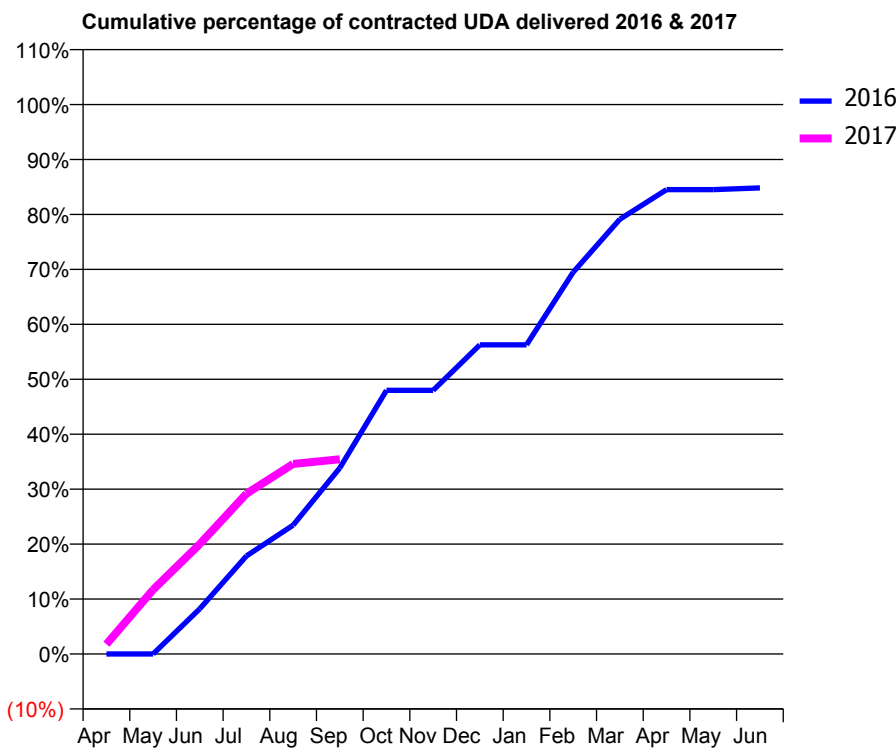
16/17 Contracted general activity (UDA)	950
Carry forward general activity (UDA)	0
16/17 Contracted orthodontic activity (UOA)	0
Carry forward orthodontic activity (UOA)	0
Baseline contract value	£21,017.60

ACCESS*

Patients seen in 24 months	Total	Change since previous quarter
Quarter ending September 2015	376	
Quarter ending December 2015	377	→
Quarter ending March 2016	375	→
Quarter ending June 2016	381	→
Quarter ending September 2016	377	↓
Variance since September 2015	0.3%	→



ACTIVITY



Adjusted Scheduled Activity (UDA)		
Month	2016	2017
April	0	17
May	0	111
June	78	190
July	170	277
August	223	329
September	322	337
October	456	
November	456	
December	534	
January	534	
February	660	
March	752	
April	803	
May	803	
June	806	

QUALITY

	Quantity	Base Number	Contract	AT	Region	England
% of FP17s for the same patient ID Re-attending within 3 months - Children	3	114	2.6%	9.6%	11.8%	12.4%
% of FP17s for the same patient ID Re-attending within 3 months - Adults	8	74	10.8%	14.3%	16.6%	16.7%
% of FP17s for the same patient ID Re-attending between 3 & 9 months - Children	50	114	43.9%	60.6%	60.2%	57.4%
% of FP17s for the same patient ID Re-attending between 3 & 9 months - Adults	33	74	44.6%	52.7%	52.0%	50.5%
% of FP17s for Band 1 Urgent Courses	8	163	4.9%	7.7%	9.4%	9.1%
% of FP17s Relating to Free Repair or Replacements	0	163	0.0%	0.8%	0.7%	0.8%
% of FP17s Relating to Continuations	0	163	0.0%	1.3%	1.2%	1.3%
% of Patients satisfied with the dentistry they have received	0	0	N/A	93.4%	93.6%	93.2%
% of Patients satisfied with the time they had to wait for an appointment	0	0	N/A	88.9%	89.1%	89.0%

* This is based on patients treated on this contract for their most recent course of treatment. Figures in italics indicate the base number of FP17s or Patient Questionnaire responses are less than 100. N/A is shown where the base number of responses is less than 10 during the period. % is calculated as Quantity/Base number*100

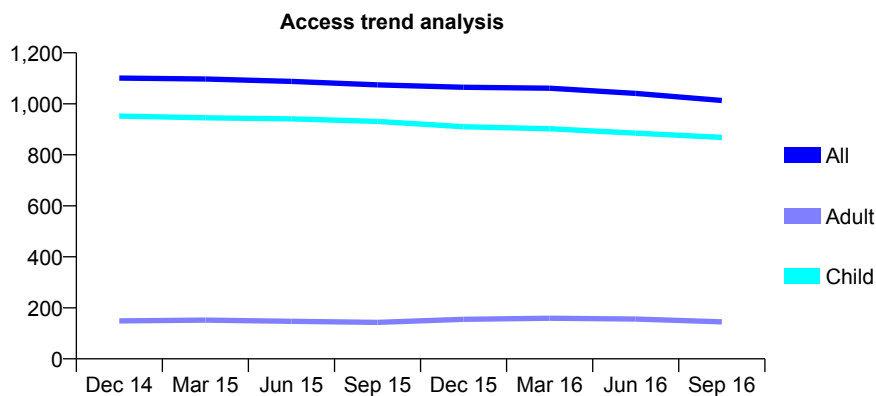
Q64 - Vital Signs At a Glance Contract Report for 839329/0004 - September 2016

Name or company name	MR SJ MCELROY
Contract type name	GDS Contract
Purpose of contract	General
Contract start date	01/04/2006
Contract end date	

16/17 Contracted general activity (UDA)	3,000
Carry forward general activity (UDA)	65
16/17 Contracted orthodontic activity (UOA)	0
Carry forward orthodontic activity (UOA)	0
Baseline contract value	£75,041.29

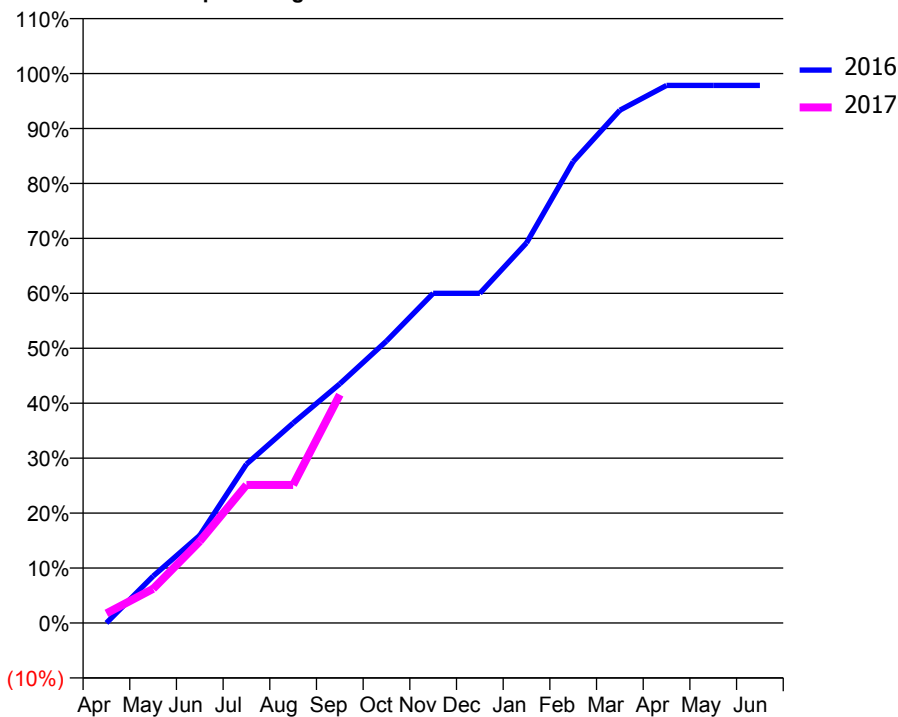
ACCESS*

Patients seen in 24 months	Total	Change since previous quarter
Quarter ending September 2015	1,074	
Quarter ending December 2015	1,065	→
Quarter ending March 2016	1,061	→
Quarter ending June 2016	1,041	↓
Quarter ending September 2016	1,013	↓
Variance since September 2015	(5.7%)	↓



ACTIVITY

Cumulative percentage of contracted UDA delivered 2016 & 2017



Month	Adjusted Scheduled Activity (UDA)	
	2016	2017
April	0	53
May	256	186
June	478	446
July	868	754
August	1,092	754
September	1,306	1,246
October	1,539	
November	1,800	
December	1,800	
January	2,075	
February	2,519	
March	2,800	
April	2,935	
May	2,935	
June	2,935	

QUALITY

	Quantity	Base Number	Contract	AT	Region	England
% of FP17s for the same patient ID Re-attending within 3 months - Children	53	725	7.3%	9.6%	11.8%	12.4%
% of FP17s for the same patient ID Re-attending within 3 months - Adults	0	48	0.0%	14.3%	16.6%	16.7%
% of FP17s for the same patient ID Re-attending between 3 & 9 months - Children	488	725	67.3%	60.6%	60.2%	57.4%
% of FP17s for the same patient ID Re-attending between 3 & 9 months - Adults	38	48	79.2%	52.7%	52.0%	50.5%
% of FP17s for Band 1 Urgent Courses	12	709	1.7%	7.7%	9.4%	9.1%
% of FP17s Relating to Free Repair or Replacements	0	709	0.0%	0.8%	0.7%	0.8%
% of FP17s Relating to Continuations	1	709	0.1%	1.3%	1.2%	1.3%
% of Patients satisfied with the dentistry they have received	1	1	N/A	93.4%	93.6%	93.2%
% of Patients satisfied with the time they had to wait for an appointment	1	1	N/A	88.9%	89.1%	89.0%

* This is based on patients treated on this contract for their most recent course of treatment. Figures in italics indicate the base number of FP17s or Patient Questionnaire responses are less than 100. N/A is shown where the base number of responses is less than 10 during the period. % is calculated as Quantity/Base number*100

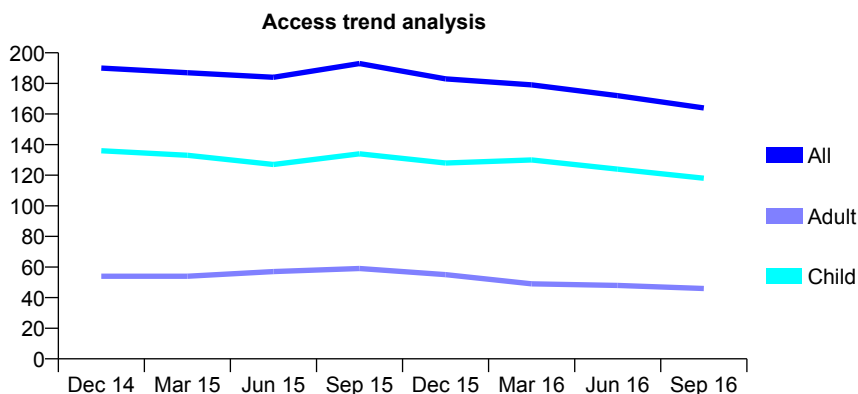
Q64 - Vital Signs At a Glance Contract Report for 841048/0003 - September 2016

Name or company name	MR CG HARDMAN
Contract type name	GDS Contract
Purpose of contract	General
Contract start date	01/04/2009
Contract end date	

16/17 Contracted general activity (UDA)	500
Carry forward general activity (UDA)	0
16/17 Contracted orthodontic activity (UOA)	0
Carry forward orthodontic activity (UOA)	0
Baseline contract value	£11,746.65

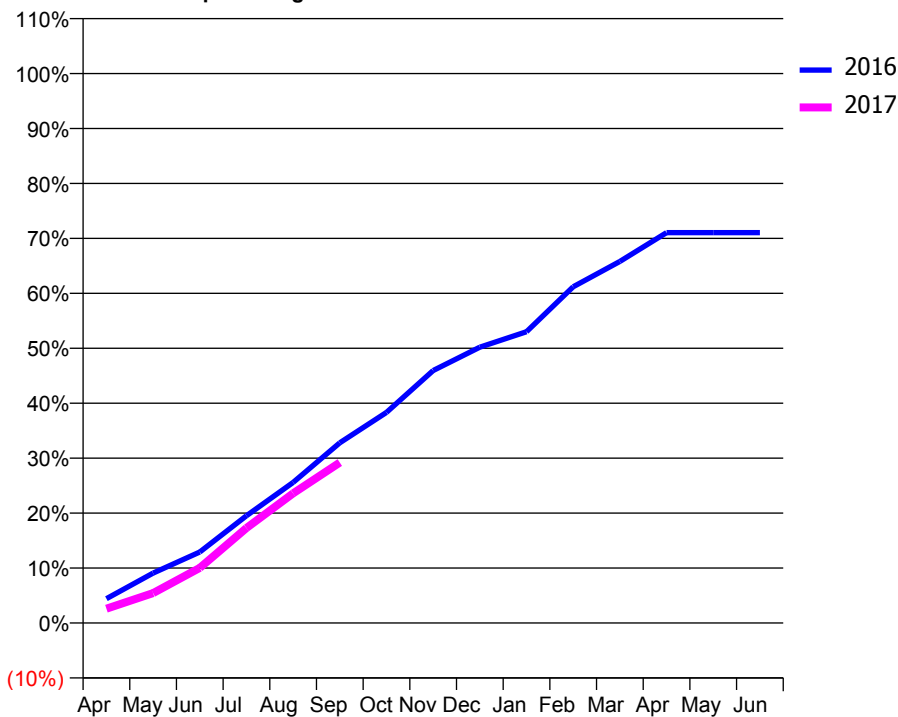
ACCESS*

Patients seen in 24 months	Total	Change since previous quarter
Quarter ending September 2015	193	
Quarter ending December 2015	183	↓
Quarter ending March 2016	179	↓
Quarter ending June 2016	172	↓
Quarter ending September 2016	164	↓
Variance since September 2015	(15.0%)	↓



ACTIVITY

Cumulative percentage of contracted UDA delivered 2016 & 2017



Adjusted Scheduled Activity (UDA)

Month	2016	2017
April	22	13
May	45	27
June	65	50
July	98	86
August	128	118
September	164	146
October	192	
November	230	
December	251	
January	265	
February	306	
March	329	
April	355	
May	355	
June	355	

QUALITY

	Quantity	Base Number	Contract	AT	Region	England
% of FP17s for the same patient ID Re-attending within 3 months - Children	5	101	5.0%	9.6%	11.8%	12.4%
% of FP17s for the same patient ID Re-attending within 3 months - Adults	0	22	0.0%	14.3%	16.6%	16.7%
% of FP17s for the same patient ID Re-attending between 3 & 9 months - Children	53	101	52.5%	60.6%	60.2%	57.4%
% of FP17s for the same patient ID Re-attending between 3 & 9 months - Adults	17	22	77.3%	52.7%	52.0%	50.5%
% of FP17s for Band 1 Urgent Courses	5	103	4.9%	7.7%	9.4%	9.1%
% of FP17s Relating to Free Repair or Replacements	0	103	0.0%	0.8%	0.7%	0.8%
% of FP17s Relating to Continuations	0	103	0.0%	1.3%	1.2%	1.3%
% of Patients satisfied with the dentistry they have received	0	0	N/A	93.4%	93.6%	93.2%
% of Patients satisfied with the time they had to wait for an appointment	0	0	N/A	88.9%	89.1%	89.0%

* This is based on patients treated on this contract for their most recent course of treatment. Figures in italics indicate the base number of FP17s or Patient Questionnaire responses are less than 100. N/A is shown where the base number of responses is less than 10 during the period. % is calculated as Quantity/Base number*100

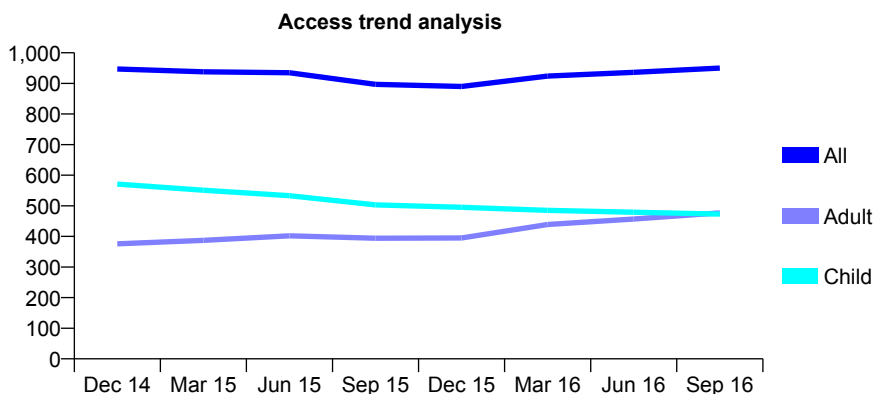
Q64 - Vital Signs At a Glance Contract Report for 842915/0001 - September 2016

Name or company name	MR P DIBA
Contract type name	GDS Contract
Purpose of contract	General
Contract start date	01/04/2006
Contract end date	

16/17 Contracted general activity (UDA)	3,994
Carry forward general activity (UDA)	160
16/17 Contracted orthodontic activity (UOA)	0
Carry forward orthodontic activity (UOA)	0
Baseline contract value	£97,635.57

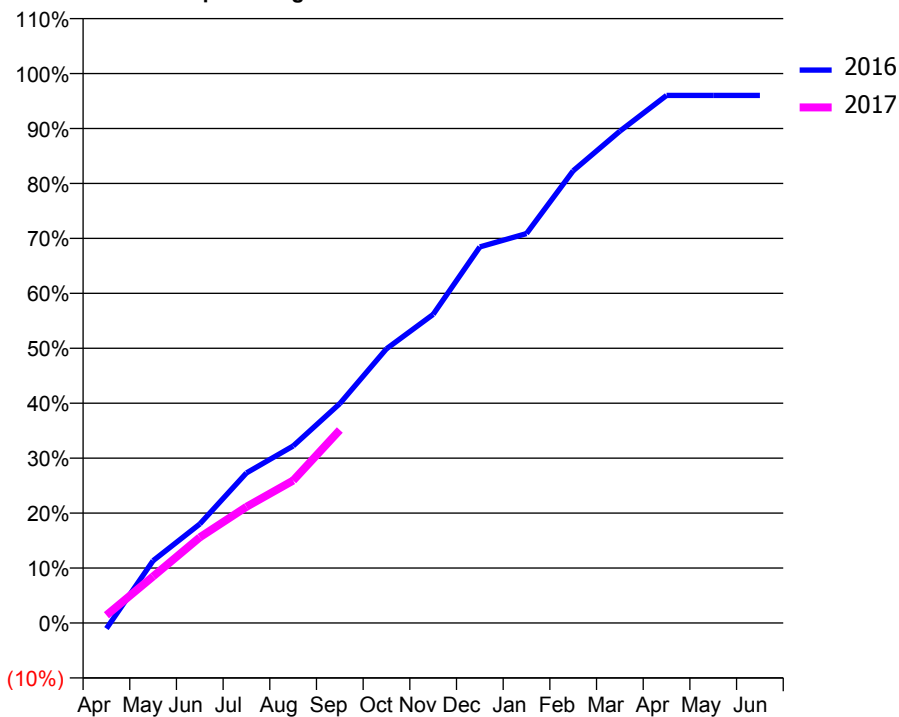
ACCESS*

Patients seen in 24 months	Total	Change since previous quarter
Quarter ending September 2015	897	
Quarter ending December 2015	890	→
Quarter ending March 2016	924	↑
Quarter ending June 2016	936	→
Quarter ending September 2016	950	→
Variance since September 2015	5.9%	↑



ACTIVITY

Cumulative percentage of contracted UDA delivered 2016 & 2017



Adjusted Scheduled Activity (UDA)

Month	2016	2017
April	-41	56
May	453	339
June	720	623
July	1,091	844
August	1,287	1,035
September	1,595	1,403
October	1,993	
November	2,243	
December	2,733	
January	2,831	
February	3,287	
March	3,575	
April	3,834	
May	3,834	
June	3,834	

QUALITY

	Quantity	Base Number	Contract	AT	Region	England
% of FP17s for the same patient ID Re-attending within 3 months - Children	39	467	8.4%	9.6%	11.8%	12.4%
% of FP17s for the same patient ID Re-attending within 3 months - Adults	68	348	19.5%	14.3%	16.6%	16.7%
% of FP17s for the same patient ID Re-attending between 3 & 9 months - Children	350	467	74.9%	60.6%	60.2%	57.4%
% of FP17s for the same patient ID Re-attending between 3 & 9 months - Adults	172	348	49.4%	52.7%	52.0%	50.5%
% of FP17s for Band 1 Urgent Courses	38	699	5.4%	7.7%	9.4%	9.1%
% of FP17s Relating to Free Repair or Replacements	0	699	0.0%	0.8%	0.7%	0.8%
% of FP17s Relating to Continuations	0	699	0.0%	1.3%	1.2%	1.3%
% of Patients satisfied with the dentistry they have received	3	3	N/A	93.4%	93.6%	93.2%
% of Patients satisfied with the time they had to wait for an appointment	2	3	N/A	88.9%	89.1%	89.0%

* This is based on patients treated on this contract for their most recent course of treatment. Figures in italics indicate the base number of FP17s or Patient Questionnaire responses are less than 100. N/A is shown where the base number of responses is less than 10 during the period. % is calculated as Quantity/Base number*100

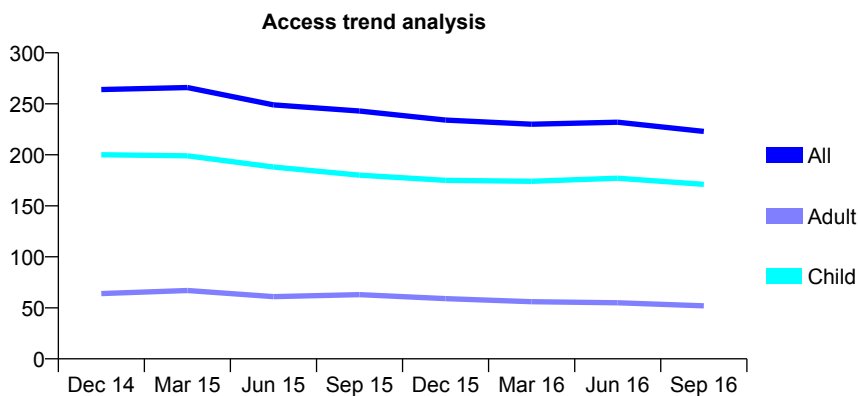
Q64 - Vital Signs At a Glance Contract Report for 855162/0001 - September 2016

Name or company name	MR M ABRISHAMI
Contract type name	GDS Contract
Purpose of contract	General
Contract start date	01/04/2006
Contract end date	

16/17 Contracted general activity (UDA)	662
Carry forward general activity (UDA)	0
16/17 Contracted orthodontic activity (UOA)	0
Carry forward orthodontic activity (UOA)	0
Baseline contract value	£14,018.02

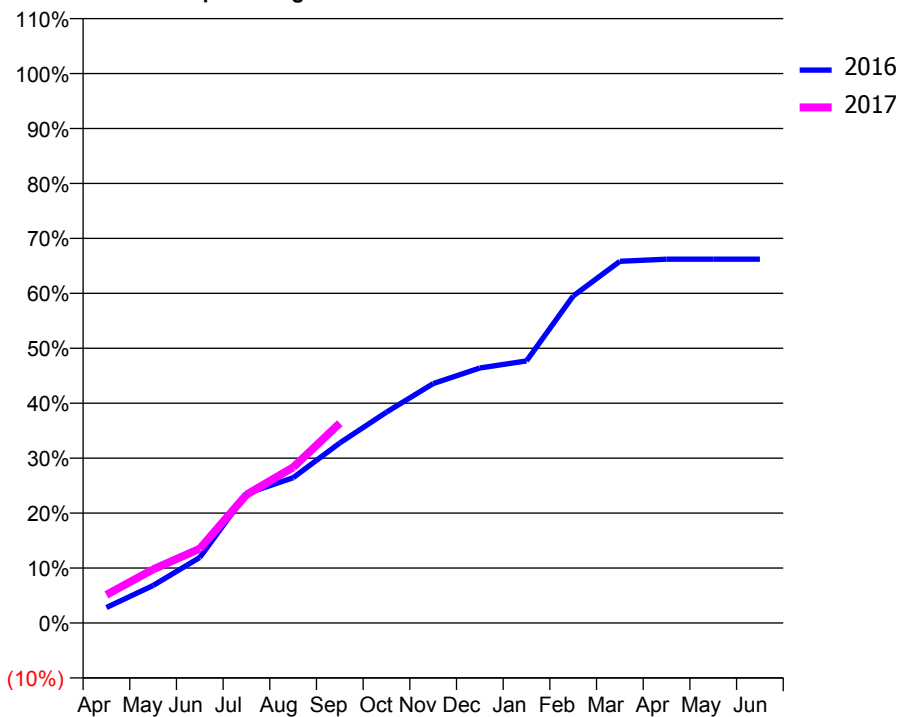
ACCESS*

Patients seen in 24 months	Total	Change since previous quarter
Quarter ending September 2015	243	
Quarter ending December 2015	234	↓
Quarter ending March 2016	230	↓
Quarter ending June 2016	232	→
Quarter ending September 2016	223	↓
Variance since September 2015	(8.2%)	↓



ACTIVITY

Cumulative percentage of contracted UDA delivered 2016 & 2017



Adjusted Scheduled Activity (UDA)

Month	2016	2017
April	28	34
May	68	65
June	119	90
July	235	155
August	264	188
September	328	241
October	384	
November	436	
December	464	
January	477	
February	595	
March	658	
April	662	
May	662	
June	662	

QUALITY

	Quantity	Base Number	Contract	AT	Region	England
% of FP17s for the same patient ID Re-attending within 3 months - Children	10	185	5.4%	9.6%	11.8%	12.4%
% of FP17s for the same patient ID Re-attending within 3 months - Adults	3	18	16.7%	14.3%	16.6%	16.7%
% of FP17s for the same patient ID Re-attending between 3 & 9 months - Children	155	185	83.8%	60.6%	60.2%	57.4%
% of FP17s for the same patient ID Re-attending between 3 & 9 months - Adults	14	18	77.8%	52.7%	52.0%	50.5%
% of FP17s for Band 1 Urgent Courses	4	199	2.0%	7.7%	9.4%	9.1%
% of FP17s Relating to Free Repair or Replacements	0	199	0.0%	0.8%	0.7%	0.8%
% of FP17s Relating to Continuations	0	199	0.0%	1.3%	1.2%	1.3%
% of Patients satisfied with the dentistry they have received	0	0	N/A	93.4%	93.6%	93.2%
% of Patients satisfied with the time they had to wait for an appointment	0	0	N/A	88.9%	89.1%	89.0%

* This is based on patients treated on this contract for their most recent course of treatment. Figures in italics indicate the base number of FP17s or Patient Questionnaire responses are less than 100. N/A is shown where the base number of responses is less than 10 during the period. % is calculated as Quantity/Base number*100

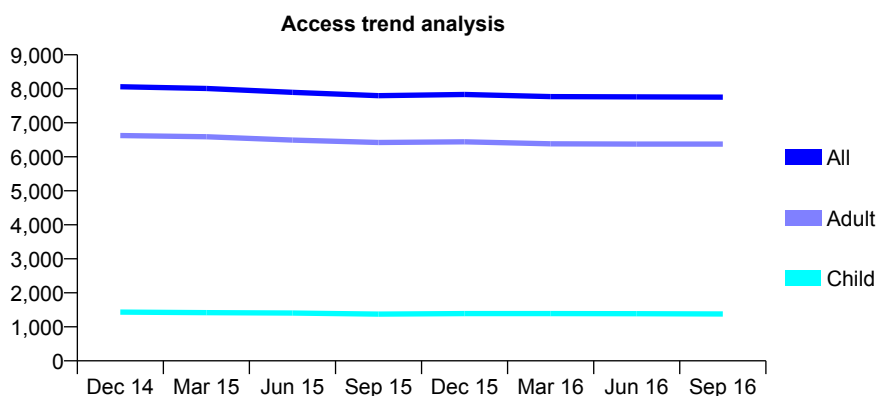
Q64 - Vital Signs At a Glance Contract Report for 894362/0001 - September 2016

Name or company name	MR T SUNNAR
Contract type name	GDS Contract
Purpose of contract	General
Contract start date	28/07/2010
Contract end date	

16/17 Contracted general activity (UDA)	23,164
Carry forward general activity (UDA)	-402
16/17 Contracted orthodontic activity (UOA)	0
Carry forward orthodontic activity (UOA)	0
Baseline contract value	£483,807.19

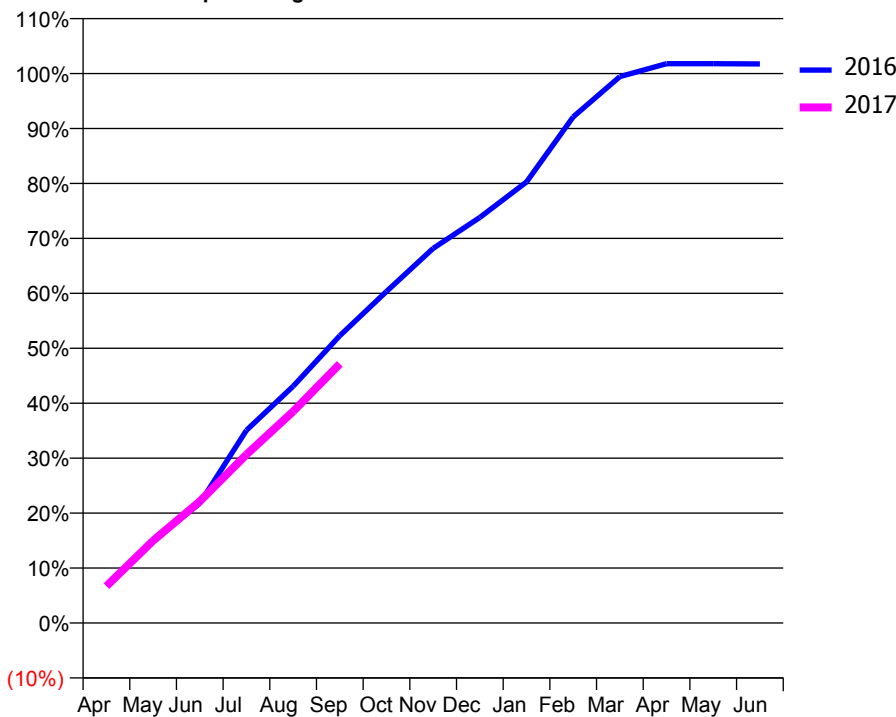
ACCESS*

Patients seen in 24 months	Total	Change since previous quarter
Quarter ending September 2015	7,797	
Quarter ending December 2015	7,833	→
Quarter ending March 2016	7,771	→
Quarter ending June 2016	7,762	→
Quarter ending September 2016	7,753	→
Variance since September 2015	(0.6%)	→



ACTIVITY

Cumulative percentage of contracted UDA delivered 2016 & 2017



Adjusted Scheduled Activity (UDA)

Month	2016	2017
April	1,583	1,552
May	3,470	3,469
June	5,046	5,132
July	8,125	7,100
August	9,983	8,920
September	12,112	10,925
October	13,979	
November	15,795	
December	17,098	
January	18,594	
February	21,334	
March	23,033	
April	23,581	
May	23,580	
June	23,566	

QUALITY

	Quantity	Base Number	Contract	AT	Region	England
% of FP17s for the same patient ID Re-attending within 3 months - Children	127	1,203	10.6%	9.6%	11.8%	12.4%
% of FP17s for the same patient ID Re-attending within 3 months - Adults	453	4,513	10.0%	14.3%	16.6%	16.7%
% of FP17s for the same patient ID Re-attending between 3 & 9 months - Children	797	1,203	66.3%	60.6%	60.2%	57.4%
% of FP17s for the same patient ID Re-attending between 3 & 9 months - Adults	2,815	4,513	62.4%	52.7%	52.0%	50.5%
% of FP17s for Band 1 Urgent Courses	190	5,463	3.5%	7.7%	9.4%	9.1%
% of FP17s Relating to Free Repair or Replacements	44	5,463	0.8%	0.8%	0.7%	0.8%
% of FP17s Relating to Continuations	45	5,463	0.8%	1.3%	1.2%	1.3%
% of Patients satisfied with the dentistry they have received	11	12	91.7%	93.4%	93.6%	93.2%
% of Patients satisfied with the time they had to wait for an appointment	12	12	100.0%	88.9%	89.1%	89.0%

* This is based on patients treated on this contract for their most recent course of treatment. Figures in italics indicate the base number of FP17s or Patient Questionnaire responses are less than 100. N/A is shown where the base number of responses is less than 10 during the period. % is calculated as Quantity/Base number*100

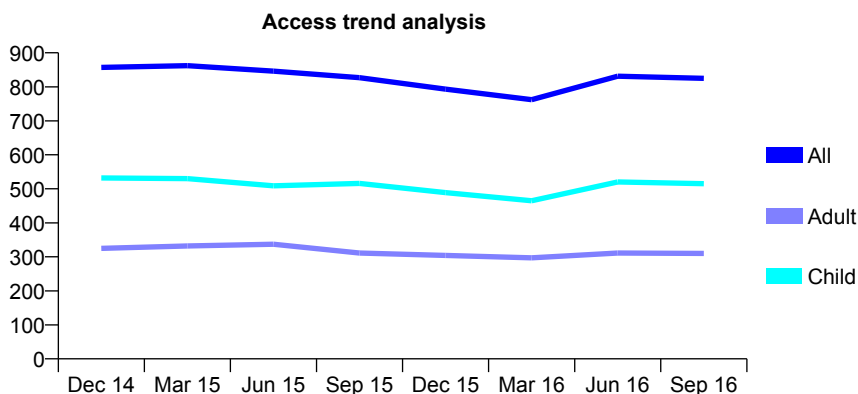
Q64 - Vital Signs At a Glance Contract Report for 909335/0001 - September 2016

Name or company name	MR MD MILNTHORPE
Contract type name	GDS Contract
Purpose of contract	General
Contract start date	01/04/2006
Contract end date	

16/17 Contracted general activity (UDA)	2,100
Carry forward general activity (UDA)	0
16/17 Contracted orthodontic activity (UOA)	0
Carry forward orthodontic activity (UOA)	0
Baseline contract value	£45,288.37

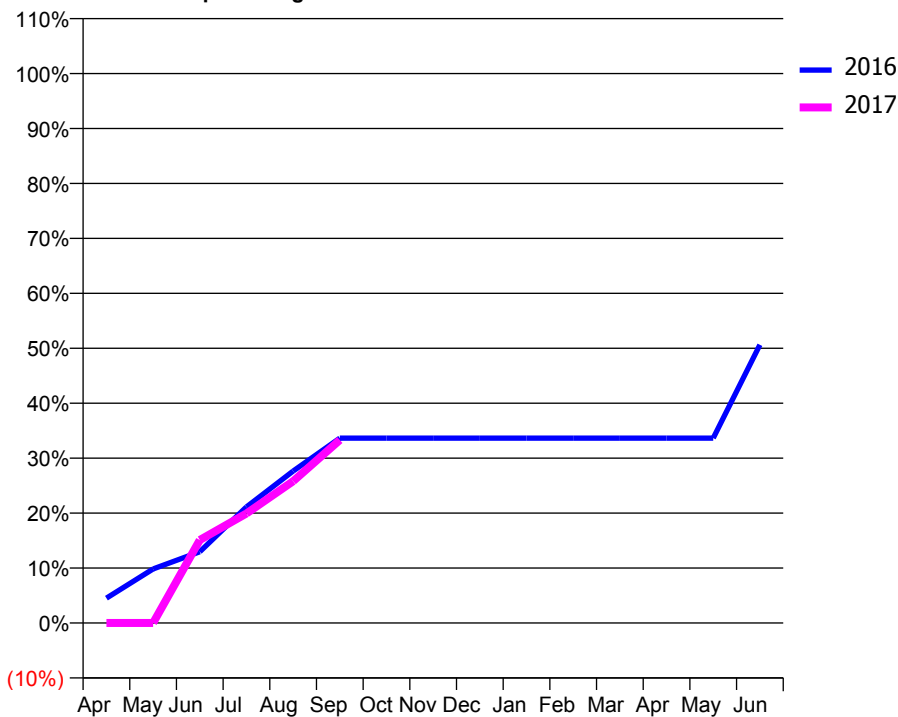
ACCESS*

Patients seen in 24 months	Total	Change since previous quarter
Quarter ending September 2015	827	
Quarter ending December 2015	793	↓
Quarter ending March 2016	762	↓
Quarter ending June 2016	831	↑
Quarter ending September 2016	825	→
Variance since September 2015	(0.2%)	→



ACTIVITY

Cumulative percentage of contracted UDA delivered 2016 & 2017



Adjusted Scheduled Activity (UDA)

Month	2016	2017
April	95	0
May	206	0
June	272	317
July	443	418
August	581	542
September	707	700
October	707	
November	707	
December	707	
January	707	
February	707	
March	707	
April	707	
May	707	
June	1,063	

QUALITY

	Quantity	Base Number	Contract	AT	Region	England
% of FP17s for the same patient ID Re-attending within 3 months - Children	59	843	7.0%	9.6%	11.8%	12.4%
% of FP17s for the same patient ID Re-attending within 3 months - Adults	16	275	5.8%	14.3%	16.6%	16.7%
% of FP17s for the same patient ID Re-attending between 3 & 9 months - Children	517	843	61.3%	60.6%	60.2%	57.4%
% of FP17s for the same patient ID Re-attending between 3 & 9 months - Adults	127	275	46.2%	52.7%	52.0%	50.5%
% of FP17s for Band 1 Urgent Courses	18	508	3.5%	7.7%	9.4%	9.1%
% of FP17s Relating to Free Repair or Replacements	0	508	0.0%	0.8%	0.7%	0.8%
% of FP17s Relating to Continuations	6	508	1.2%	1.3%	1.2%	1.3%
% of Patients satisfied with the dentistry they have received	0	0	N/A	93.4%	93.6%	93.2%
% of Patients satisfied with the time they had to wait for an appointment	0	0	N/A	88.9%	89.1%	89.0%

* This is based on patients treated on this contract for their most recent course of treatment. Figures in italics indicate the base number of FP17s or Patient Questionnaire responses are less than 100. N/A is shown where the base number of responses is less than 10 during the period. % is calculated as Quantity/Base number*100

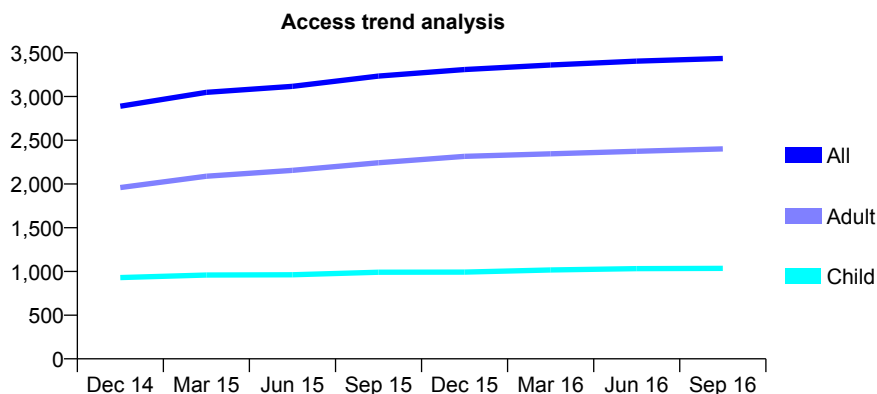
Q64 - Vital Signs At a Glance Contract Report for 911402/0001 - September 2016

Name or company name	MR CP MACPHERSON
Contract type name	GDS Contract
Purpose of contract	General
Contract start date	01/04/2006
Contract end date	

16/17 Contracted general activity (UDA)	10,642
Carry forward general activity (UDA)	39
16/17 Contracted orthodontic activity (UOA)	0
Carry forward orthodontic activity (UOA)	0
Baseline contract value	£288,118.32

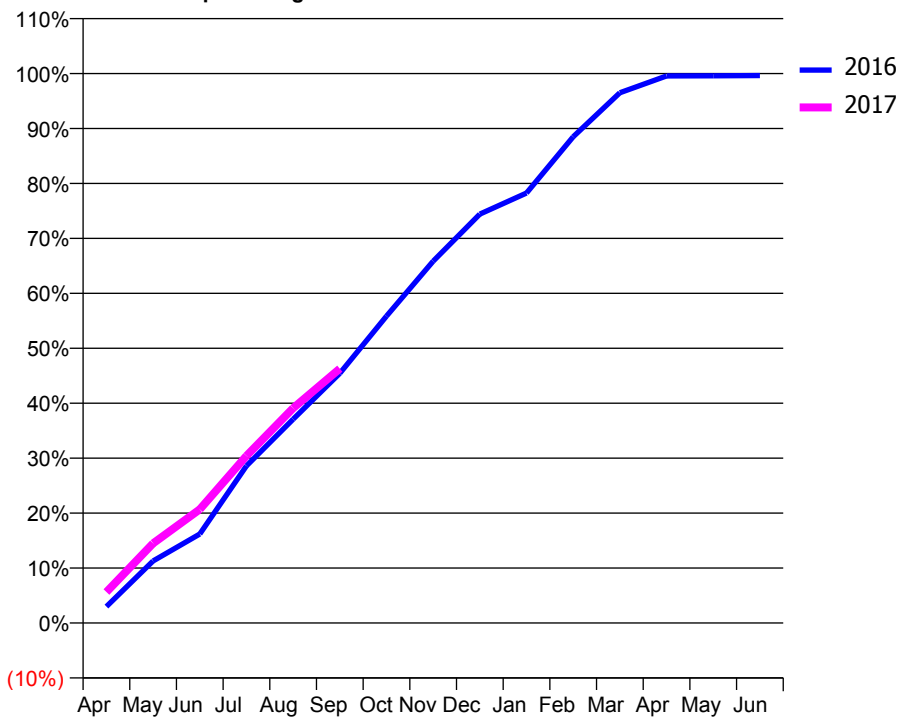
ACCESS*

Patients seen in 24 months	Total	Change since previous quarter
Quarter ending September 2015	3,234	
Quarter ending December 2015	3,308	↑
Quarter ending March 2016	3,361	→
Quarter ending June 2016	3,404	→
Quarter ending September 2016	3,435	→
Variance since September 2015	6.2%	↑



ACTIVITY

Cumulative percentage of contracted UDA delivered 2016 & 2017



Adjusted Scheduled Activity (UDA)

Month	2016	2017
April	318	602
May	1,203	1,543
June	1,725	2,202
July	3,042	3,237
August	3,948	4,161
September	4,837	4,926
October	5,943	
November	7,008	
December	7,919	
January	8,328	
February	9,416	
March	10,269	
April	10,594	
May	10,597	
June	10,603	

QUALITY

	Quantity	Base Number	Contract	AT	Region	England
% of FP17s for the same patient ID Re-attending within 3 months - Children	53	853	6.2%	9.6%	11.8%	12.4%
% of FP17s for the same patient ID Re-attending within 3 months - Adults	224	1,751	12.8%	14.3%	16.6%	16.7%
% of FP17s for the same patient ID Re-attending between 3 & 9 months - Children	565	853	66.2%	60.6%	60.2%	57.4%
% of FP17s for the same patient ID Re-attending between 3 & 9 months - Adults	1,106	1,751	63.2%	52.7%	52.0%	50.5%
% of FP17s for Band 1 Urgent Courses	127	2,405	5.3%	7.7%	9.4%	9.1%
% of FP17s Relating to Free Repair or Replacements	12	2,405	0.5%	0.8%	0.7%	0.8%
% of FP17s Relating to Continuations	7	2,405	0.3%	1.3%	1.2%	1.3%
% of Patients satisfied with the dentistry they have received	7	8	N/A	93.4%	93.6%	93.2%
% of Patients satisfied with the time they had to wait for an appointment	8	8	N/A	88.9%	89.1%	89.0%

* This is based on patients treated on this contract for their most recent course of treatment. Figures in italics indicate the base number of FP17s or Patient Questionnaire responses are less than 100. N/A is shown where the base number of responses is less than 10 during the period. % is calculated as Quantity/Base number*100

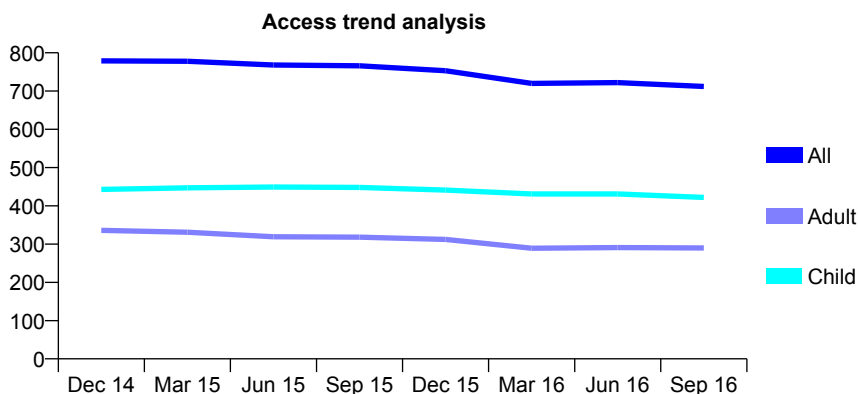
Q64 - Vital Signs At a Glance Contract Report for 912018/0002 - September 2016

Name or company name	MR JC MOORE
Contract type name	GDS Contract
Purpose of contract	General
Contract start date	01/04/2006
Contract end date	

16/17 Contracted general activity (UDA)	2,360
Carry forward general activity (UDA)	0
16/17 Contracted orthodontic activity (UOA)	0
Carry forward orthodontic activity (UOA)	0
Baseline contract value	£49,637.20

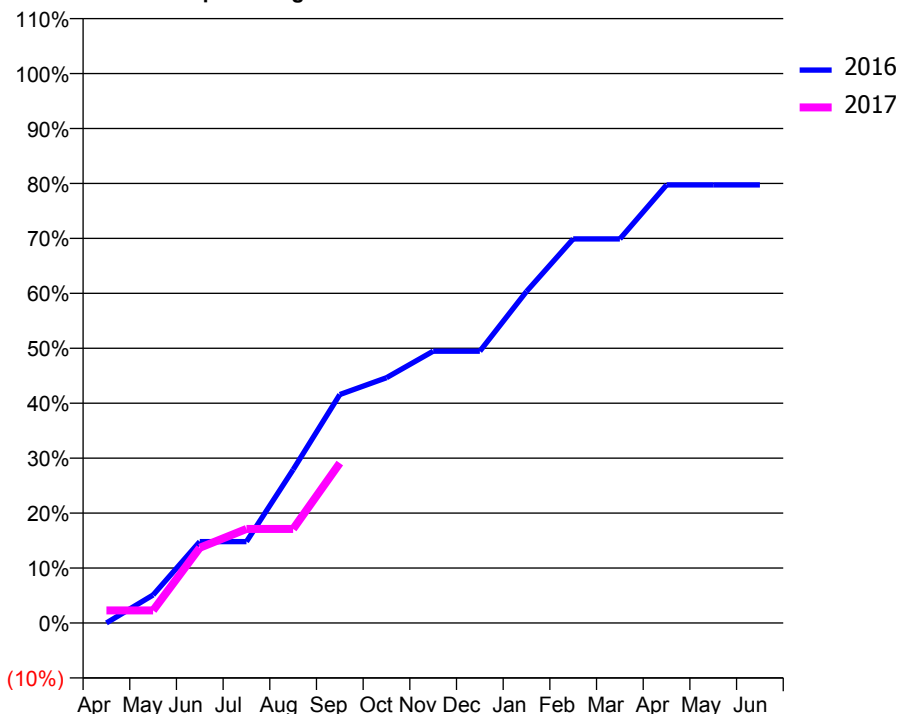
ACCESS*

Patients seen in 24 months	Total	Change since previous quarter
Quarter ending September 2015	766	
Quarter ending December 2015	753	↓
Quarter ending March 2016	720	↓
Quarter ending June 2016	722	→
Quarter ending September 2016	712	↓
Variance since September 2015	(7.0%)	↓



ACTIVITY

Cumulative percentage of contracted UDA delivered 2016 & 2017



Adjusted Scheduled Activity (UDA)

Month	2016	2017
April	0	54
May	121	54
June	350	323
July	350	404
August	659	404
September	981	687
October	1,054	
November	1,167	
December	1,167	
January	1,424	
February	1,649	
March	1,649	
April	1,882	
May	1,882	
June	1,882	

QUALITY

	Quantity	Base Number	Contract	AT	Region	England
% of FP17s for the same patient ID Re-attending within 3 months - Children	34	390	8.7%	9.6%	11.8%	12.4%
% of FP17s for the same patient ID Re-attending within 3 months - Adults	32	188	17.0%	14.3%	16.6%	16.7%
% of FP17s for the same patient ID Re-attending between 3 & 9 months - Children	261	390	66.9%	60.6%	60.2%	57.4%
% of FP17s for the same patient ID Re-attending between 3 & 9 months - Adults	115	188	61.2%	52.7%	52.0%	50.5%
% of FP17s for Band 1 Urgent Courses	14	433	3.2%	7.7%	9.4%	9.1%
% of FP17s Relating to Free Repair or Replacements	0	433	0.0%	0.8%	0.7%	0.8%
% of FP17s Relating to Continuations	0	433	0.0%	1.3%	1.2%	1.3%
% of Patients satisfied with the dentistry they have received	1	1	N/A	93.4%	93.6%	93.2%
% of Patients satisfied with the time they had to wait for an appointment	1	1	N/A	88.9%	89.1%	89.0%

* This is based on patients treated on this contract for their most recent course of treatment. Figures in italics indicate the base number of FP17s or Patient Questionnaire responses are less than 100. N/A is shown where the base number of responses is less than 10 during the period. % is calculated as Quantity/Base number*100

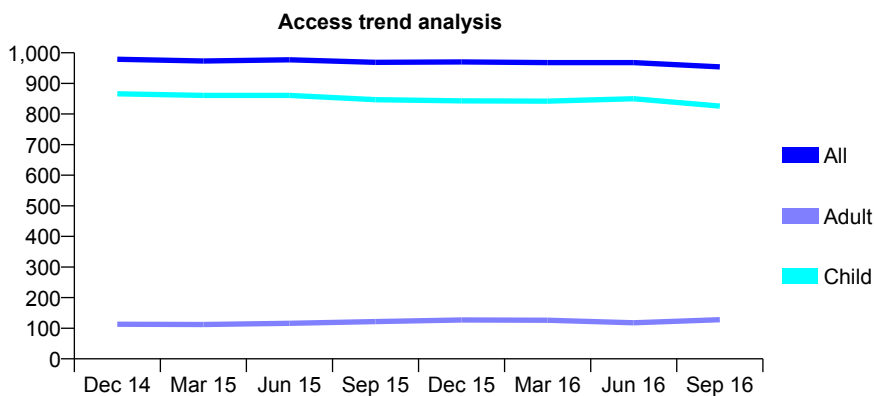
Q64 - Vital Signs At a Glance Contract Report for 914312/0001 - September 2016

Name or company name	MR IP SPEECHLEY
Contract type name	GDS Contract
Purpose of contract	General
Contract start date	01/04/2006
Contract end date	

16/17 Contracted general activity (UDA)	2,200
Carry forward general activity (UDA)	-8
16/17 Contracted orthodontic activity (UOA)	0
Carry forward orthodontic activity (UOA)	0
Baseline contract value	£49,189.85

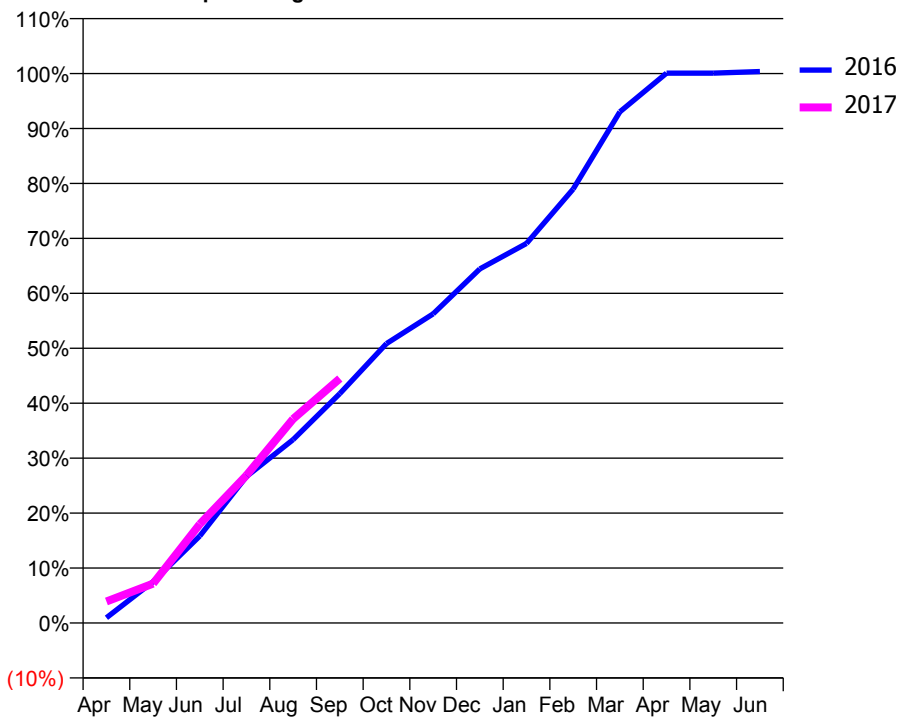
ACCESS*

Patients seen in 24 months	Total	Change since previous quarter
Quarter ending September 2015	969	
Quarter ending December 2015	970	→
Quarter ending March 2016	968	→
Quarter ending June 2016	968	→
Quarter ending September 2016	954	↓
Variance since September 2015	(1.5%)	↓



ACTIVITY

Cumulative percentage of contracted UDA delivered 2016 & 2017



Adjusted Scheduled Activity (UDA)

Month	2016	2017
April	21	86
May	166	158
June	348	396
July	586	591
August	734	817
September	918	979
October	1,119	
November	1,238	
December	1,418	
January	1,520	
February	1,738	
March	2,047	
April	2,202	
May	2,202	
June	2,208	

QUALITY

	Quantity	Base Number	Contract	AT	Region	England
% of FP17s for the same patient ID Re-attending within 3 months - Children	28	659	4.2%	9.6%	11.8%	12.4%
% of FP17s for the same patient ID Re-attending within 3 months - Adults	0	37	0.0%	14.3%	16.6%	16.7%
% of FP17s for the same patient ID Re-attending between 3 & 9 months - Children	458	659	69.5%	60.6%	60.2%	57.4%
% of FP17s for the same patient ID Re-attending between 3 & 9 months - Adults	28	37	75.7%	52.7%	52.0%	50.5%
% of FP17s for Band 1 Urgent Courses	0	619	0.0%	7.7%	9.4%	9.1%
% of FP17s Relating to Free Repair or Replacements	0	619	0.0%	0.8%	0.7%	0.8%
% of FP17s Relating to Continuations	0	619	0.0%	1.3%	1.2%	1.3%
% of Patients satisfied with the dentistry they have received	2	2	N/A	93.4%	93.6%	93.2%
% of Patients satisfied with the time they had to wait for an appointment	2	2	N/A	88.9%	89.1%	89.0%

* This is based on patients treated on this contract for their most recent course of treatment. Figures in italics indicate the base number of FP17s or Patient Questionnaire responses are less than 100. N/A is shown where the base number of responses is less than 10 during the period. % is calculated as Quantity/Base number*100

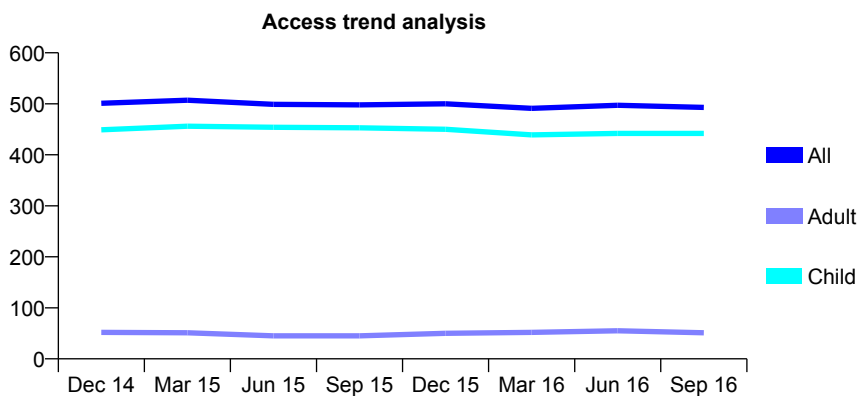
Q64 - Vital Signs At a Glance Contract Report for 914843/0001 - September 2016

Name or company name	MR RM BAKER
Contract type name	GDS Contract
Purpose of contract	General
Contract start date	01/04/2006
Contract end date	

16/17 Contracted general activity (UDA)	1,036
Carry forward general activity (UDA)	0
16/17 Contracted orthodontic activity (UOA)	0
Carry forward orthodontic activity (UOA)	0
Baseline contract value	£27,255.43

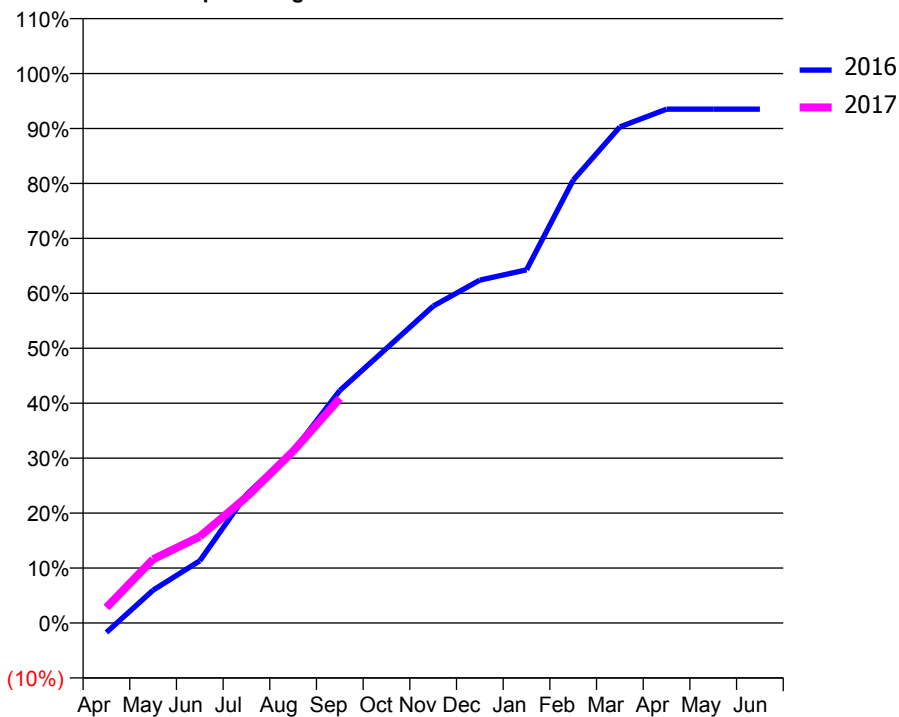
ACCESS*

Patients seen in 24 months	Total	Change since previous quarter
Quarter ending September 2015	498	
Quarter ending December 2015	500	→
Quarter ending March 2016	491	↓
Quarter ending June 2016	497	→
Quarter ending September 2016	493	→
Variance since September 2015	(1.0%)	↓



ACTIVITY

Cumulative percentage of contracted UDA delivered 2016 & 2017



Month	Adjusted Scheduled Activity (UDA)	
	2016	2017
April	-18	29
May	62	120
June	117	163
July	242	237
August	324	324
September	438	424
October	518	
November	597	
December	647	
January	666	
February	835	
March	935	
April	969	
May	969	
June	969	

QUALITY

	Quantity	Base Number	Contract	AT	Region	England
% of FP17s for the same patient ID Re-attending within 3 months - Children	35	301	11.6%	9.6%	11.8%	12.4%
% of FP17s for the same patient ID Re-attending within 3 months - Adults	1	13	7.7%	14.3%	16.6%	16.7%
% of FP17s for the same patient ID Re-attending between 3 & 9 months - Children	144	301	47.8%	60.6%	60.2%	57.4%
% of FP17s for the same patient ID Re-attending between 3 & 9 months - Adults	11	13	84.6%	52.7%	52.0%	50.5%
% of FP17s for Band 1 Urgent Courses	13	291	4.5%	7.7%	9.4%	9.1%
% of FP17s Relating to Free Repair or Replacements	0	291	0.0%	0.8%	0.7%	0.8%
% of FP17s Relating to Continuations	8	291	2.7%	1.3%	1.2%	1.3%
% of Patients satisfied with the dentistry they have received	0	0	N/A	93.4%	93.6%	93.2%
% of Patients satisfied with the time they had to wait for an appointment	0	0	N/A	88.9%	89.1%	89.0%

* This is based on patients treated on this contract for their most recent course of treatment. Figures in italics indicate the base number of FP17s or Patient Questionnaire responses are less than 100. N/A is shown where the base number of responses is less than 10 during the period. % is calculated as Quantity/Base number*100

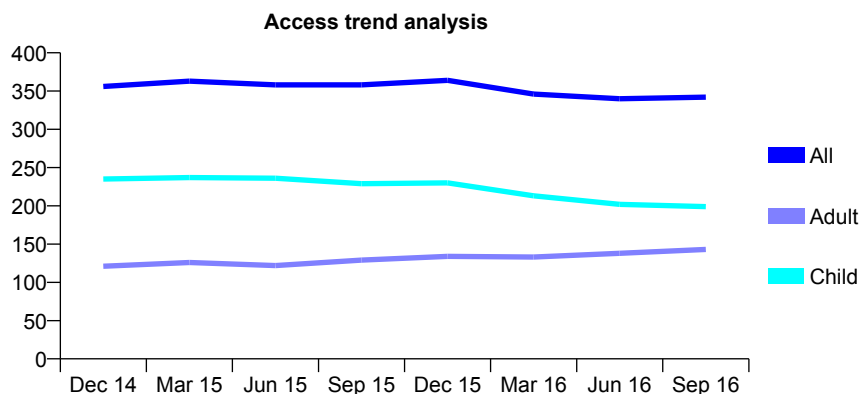
Q64 - Vital Signs At a Glance Contract Report for 915203/0001 - September 2016

Name or company name	MISS SL WATT
Contract type name	GDS Contract
Purpose of contract	General
Contract start date	01/04/2006
Contract end date	

16/17 Contracted general activity (UDA)	790
Carry forward general activity (UDA)	0
16/17 Contracted orthodontic activity (UOA)	0
Carry forward orthodontic activity (UOA)	0
Baseline contract value	£16,696.20

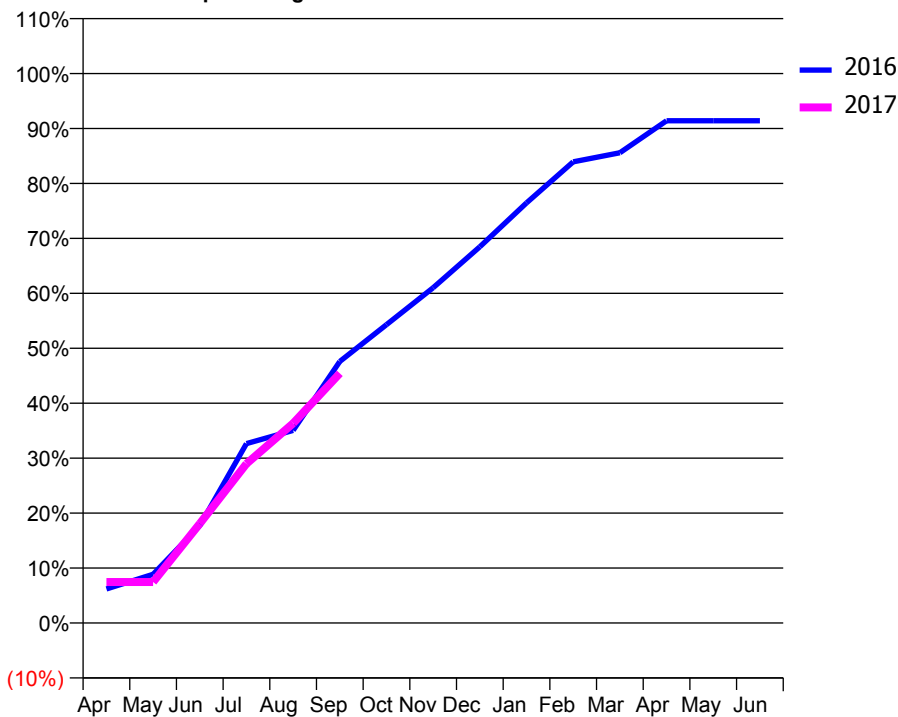
ACCESS*

Patients seen in 24 months	Total	Change since previous quarter
Quarter ending September 2015	358	
Quarter ending December 2015	364	→
Quarter ending March 2016	346	↓
Quarter ending June 2016	340	↓
Quarter ending September 2016	342	→
Variance since September 2015	(4.5%)	↓



ACTIVITY

Cumulative percentage of contracted UDA delivered 2016 & 2017



Adjusted Scheduled Activity (UDA)

Month	2016	2017
April	49	59
May	70	59
June	140	143
July	258	229
August	277	287
September	376	359
October	429	
November	482	
December	541	
January	604	
February	663	
March	676	
April	722	
May	722	
June	722	

QUALITY

	Quantity	Base Number	Contract	AT	Region	England
% of FP17s for the same patient ID Re-attending within 3 months - Children	9	197	4.6%	9.6%	11.8%	12.4%
% of FP17s for the same patient ID Re-attending within 3 months - Adults	3	89	3.4%	14.3%	16.6%	16.7%
% of FP17s for the same patient ID Re-attending between 3 & 9 months - Children	135	197	68.5%	60.6%	60.2%	57.4%
% of FP17s for the same patient ID Re-attending between 3 & 9 months - Adults	52	89	58.4%	52.7%	52.0%	50.5%
% of FP17s for Band 1 Urgent Courses	0	237	0.0%	7.7%	9.4%	9.1%
% of FP17s Relating to Free Repair or Replacements	0	237	0.0%	0.8%	0.7%	0.8%
% of FP17s Relating to Continuations	6	237	2.5%	1.3%	1.2%	1.3%
% of Patients satisfied with the dentistry they have received	2	2	N/A	93.4%	93.6%	93.2%
% of Patients satisfied with the time they had to wait for an appointment	1	2	N/A	88.9%	89.1%	89.0%

* This is based on patients treated on this contract for their most recent course of treatment. Figures in italics indicate the base number of FP17s or Patient Questionnaire responses are less than 100. N/A is shown where the base number of responses is less than 10 during the period. % is calculated as Quantity/Base number*100

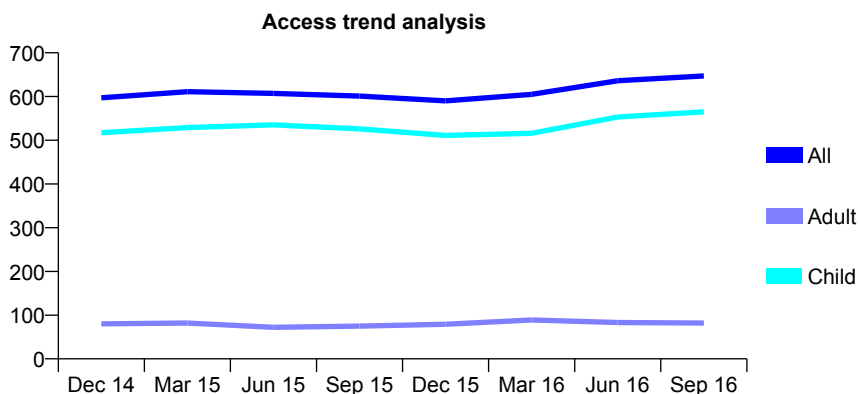
Q64 - Vital Signs At a Glance Contract Report for 917532/0001 - September 2016

Name or company name	MR RD SWINSON
Contract type name	GDS Contract
Purpose of contract	General
Contract start date	01/04/2006
Contract end date	

16/17 Contracted general activity (UDA)	1,450
Carry forward general activity (UDA)	15
16/17 Contracted orthodontic activity (UOA)	0
Carry forward orthodontic activity (UOA)	0
Baseline contract value	£33,349.27

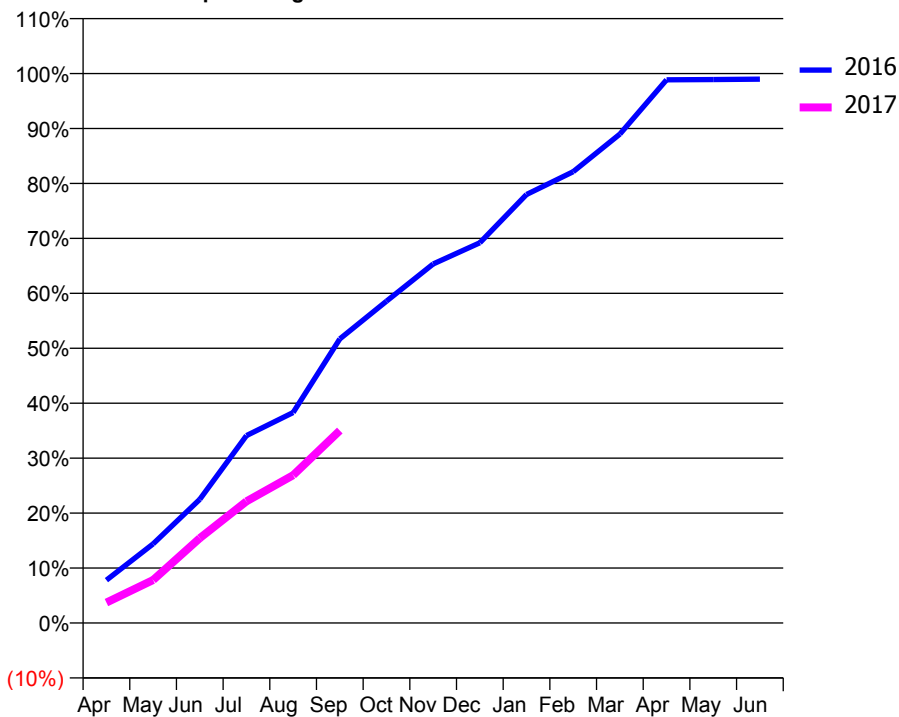
ACCESS*

Patients seen in 24 months	Total	Change since previous quarter
Quarter ending September 2015	601	
Quarter ending December 2015	590	↓
Quarter ending March 2016	605	↑
Quarter ending June 2016	636	↑
Quarter ending September 2016	647	→
Variance since September 2015	7.7%	↑



ACTIVITY

Cumulative percentage of contracted UDA delivered 2016 & 2017



Adjusted Scheduled Activity (UDA)

Month	2016	2017
April	113	54
May	209	114
June	326	224
July	494	321
August	556	390
September	750	508
October	849	
November	947	
December	1,003	
January	1,131	
February	1,191	
March	1,290	
April	1,433	
May	1,434	
June	1,435	

QUALITY

	Quantity	Base Number	Contract	AT	Region	England
% of FP17s for the same patient ID Re-attending within 3 months - Children	25	490	5.1%	9.6%	11.8%	12.4%
% of FP17s for the same patient ID Re-attending within 3 months - Adults	0	20	0.0%	14.3%	16.6%	16.7%
% of FP17s for the same patient ID Re-attending between 3 & 9 months - Children	296	490	60.4%	60.6%	60.2%	57.4%
% of FP17s for the same patient ID Re-attending between 3 & 9 months - Adults	12	20	60.0%	52.7%	52.0%	50.5%
% of FP17s for Band 1 Urgent Courses	10	396	2.5%	7.7%	9.4%	9.1%
% of FP17s Relating to Free Repair or Replacements	0	396	0.0%	0.8%	0.7%	0.8%
% of FP17s Relating to Continuations	0	396	0.0%	1.3%	1.2%	1.3%
% of Patients satisfied with the dentistry they have received	1	1	N/A	93.4%	93.6%	93.2%
% of Patients satisfied with the time they had to wait for an appointment	1	1	N/A	88.9%	89.1%	89.0%

* This is based on patients treated on this contract for their most recent course of treatment. Figures in italics indicate the base number of FP17s or Patient Questionnaire responses are less than 100. N/A is shown where the base number of responses is less than 10 during the period. % is calculated as Quantity/Base number*100

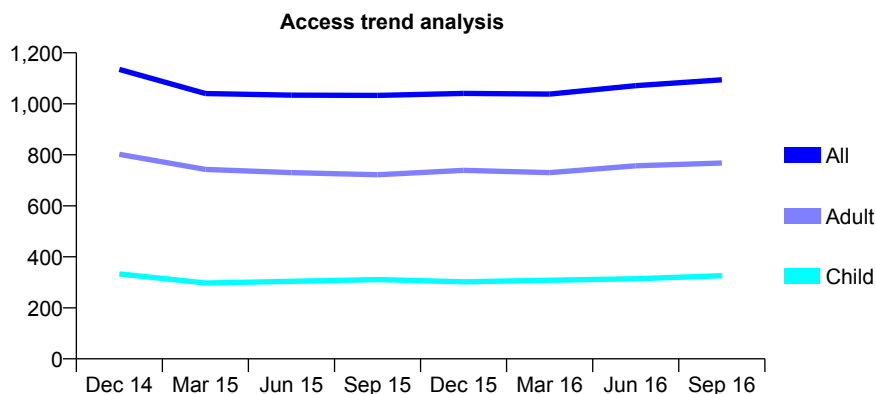
Q64 - Vital Signs At a Glance Contract Report for 917591/0001 - September 2016

Name or company name	MISS JE TIDMARSH
Contract type name	GDS Contract
Purpose of contract	General
Contract start date	01/04/2006
Contract end date	

16/17 Contracted general activity (UDA)	1,190
Carry forward general activity (UDA)	-13
16/17 Contracted orthodontic activity (UOA)	0
Carry forward orthodontic activity (UOA)	0
Baseline contract value	£28,117.76

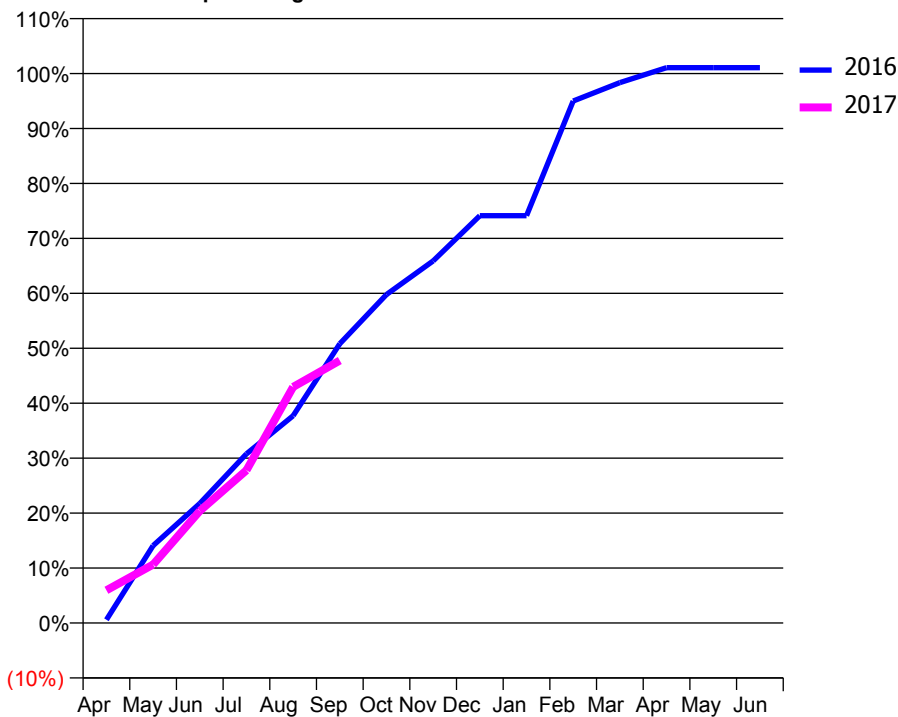
ACCESS*

Patients seen in 24 months	Total	Change since previous quarter
Quarter ending September 2015	1,033	
Quarter ending December 2015	1,041	→
Quarter ending March 2016	1,038	→
Quarter ending June 2016	1,071	↑
Quarter ending September 2016	1,094	↑
Variance since September 2015	5.9%	↑



ACTIVITY

Cumulative percentage of contracted UDA delivered 2016 & 2017



Month	Adjusted Scheduled Activity (UDA)	
	2016	2017
April	7	71
May	168	127
June	259	243
July	366	331
August	449	511
September	605	568
October	711	
November	784	
December	882	
January	882	
February	1,130	
March	1,170	
April	1,203	
May	1,203	
June	1,203	

QUALITY

	Quantity	Base Number	Contract	AT	Region	England
% of FP17s for the same patient ID Re-attending within 3 months - Children	13	247	5.3%	9.6%	11.8%	12.4%
% of FP17s for the same patient ID Re-attending within 3 months - Adults	96	617	15.6%	14.3%	16.6%	16.7%
% of FP17s for the same patient ID Re-attending between 3 & 9 months - Children	115	247	46.6%	60.6%	60.2%	57.4%
% of FP17s for the same patient ID Re-attending between 3 & 9 months - Adults	285	617	46.2%	52.7%	52.0%	50.5%
% of FP17s for Band 1 Urgent Courses	12	300	4.0%	7.7%	9.4%	9.1%
% of FP17s Relating to Free Repair or Replacements	0	300	0.0%	0.8%	0.7%	0.8%
% of FP17s Relating to Continuations	3	300	1.0%	1.3%	1.2%	1.3%
% of Patients satisfied with the dentistry they have received	3	3	N/A	93.4%	93.6%	93.2%
% of Patients satisfied with the time they had to wait for an appointment	2	3	N/A	88.9%	89.1%	89.0%

* This is based on patients treated on this contract for their most recent course of treatment. Figures in italics indicate the base number of FP17s or Patient Questionnaire responses are less than 100. N/A is shown where the base number of responses is less than 10 during the period. % is calculated as Quantity/Base number*100

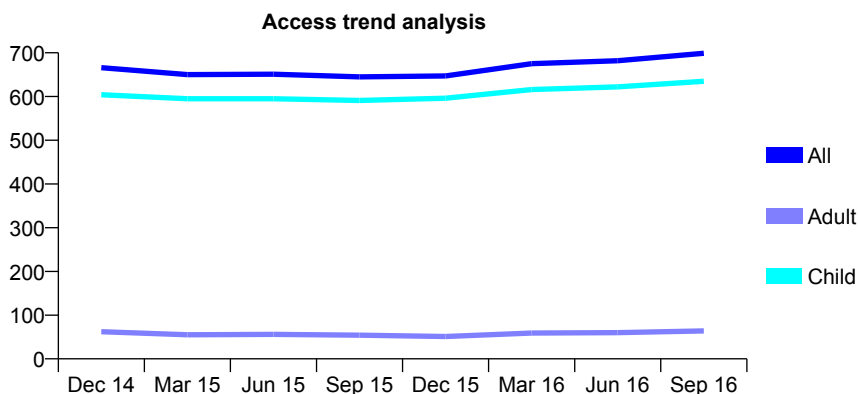
Q64 - Vital Signs At a Glance Contract Report for 917869/0001 - September 2016

Name or company name	MR PM MCVEIGH
Contract type name	GDS Contract
Purpose of contract	General
Contract start date	01/04/2006
Contract end date	

16/17 Contracted general activity (UDA)	1,786
Carry forward general activity (UDA)	0
16/17 Contracted orthodontic activity (UOA)	0
Carry forward orthodontic activity (UOA)	0
Baseline contract value	£36,833.32

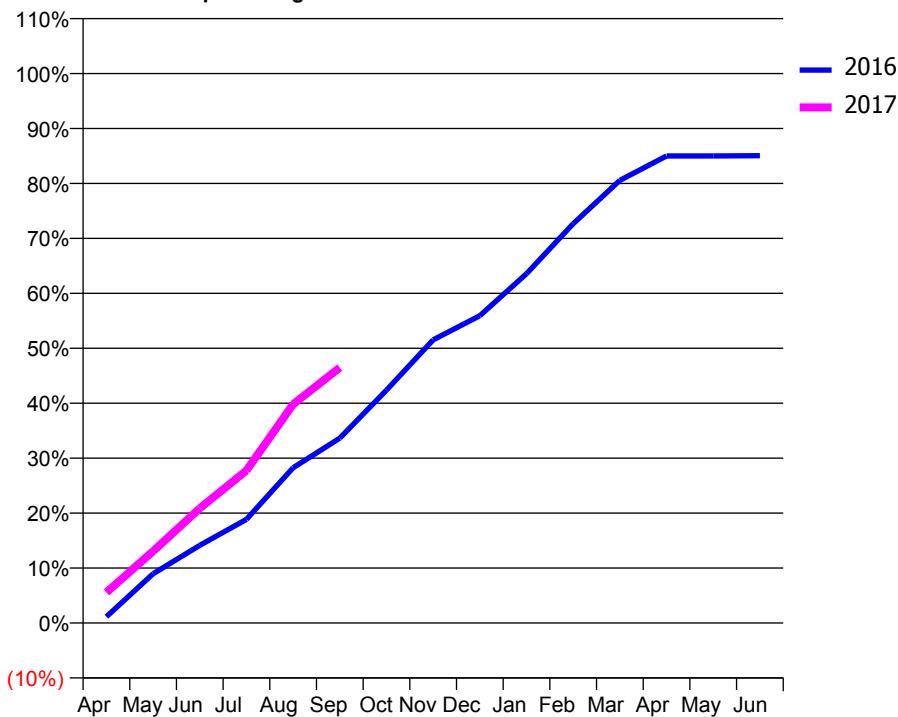
ACCESS*

Patients seen in 24 months	Total	Change since previous quarter
Quarter ending September 2015	645	
Quarter ending December 2015	647	→
Quarter ending March 2016	675	↑
Quarter ending June 2016	682	→
Quarter ending September 2016	699	↑
Variance since September 2015	8.4%	↑



ACTIVITY

Cumulative percentage of contracted UDA delivered 2016 & 2017



Adjusted Scheduled Activity (UDA)

Month	2016	2017
April	24	100
May	188	233
June	297	373
July	396	496
August	593	711
September	706	830
October	890	
November	1,082	
December	1,174	
January	1,335	
February	1,526	
March	1,692	
April	1,785	
May	1,785	
June	1,786	

QUALITY

	Quantity	Base Number	Contract	AT	Region	England
% of FP17s for the same patient ID Re-attending within 3 months - Children	31	527	5.9%	9.6%	11.8%	12.4%
% of FP17s for the same patient ID Re-attending within 3 months - Adults	0	0	N/A	14.3%	16.6%	16.7%
% of FP17s for the same patient ID Re-attending between 3 & 9 months - Children	374	527	71.0%	60.6%	60.2%	57.4%
% of FP17s for the same patient ID Re-attending between 3 & 9 months - Adults	0	0	N/A	52.7%	52.0%	50.5%
% of FP17s for Band 1 Urgent Courses	22	475	4.6%	7.7%	9.4%	9.1%
% of FP17s Relating to Free Repair or Replacements	0	475	0.0%	0.8%	0.7%	0.8%
% of FP17s Relating to Continuations	0	475	0.0%	1.3%	1.2%	1.3%
% of Patients satisfied with the dentistry they have received	0	0	N/A	93.4%	93.6%	93.2%
% of Patients satisfied with the time they had to wait for an appointment	0	0	N/A	88.9%	89.1%	89.0%

* This is based on patients treated on this contract for their most recent course of treatment. Figures in italics indicate the base number of FP17s or Patient Questionnaire responses are less than 100. N/A is shown where the base number of responses is less than 10 during the period. % is calculated as Quantity/Base number*100

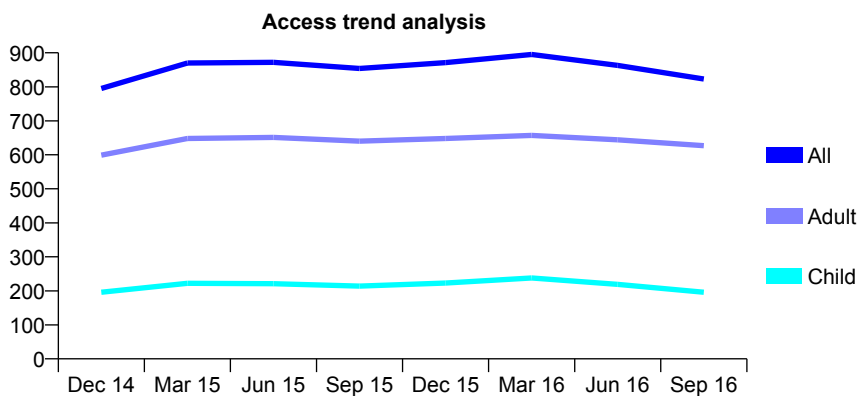
Q64 - Vital Signs At a Glance Contract Report for 918636/0001 - September 2016

Name or company name	MR KH GEORGE
Contract type name	GDS Contract
Purpose of contract	General
Contract start date	01/04/2006
Contract end date	

16/17 Contracted general activity (UDA)	2,646
Carry forward general activity (UDA)	-41
16/17 Contracted orthodontic activity (UOA)	0
Carry forward orthodontic activity (UOA)	0
Baseline contract value	£61,418.17

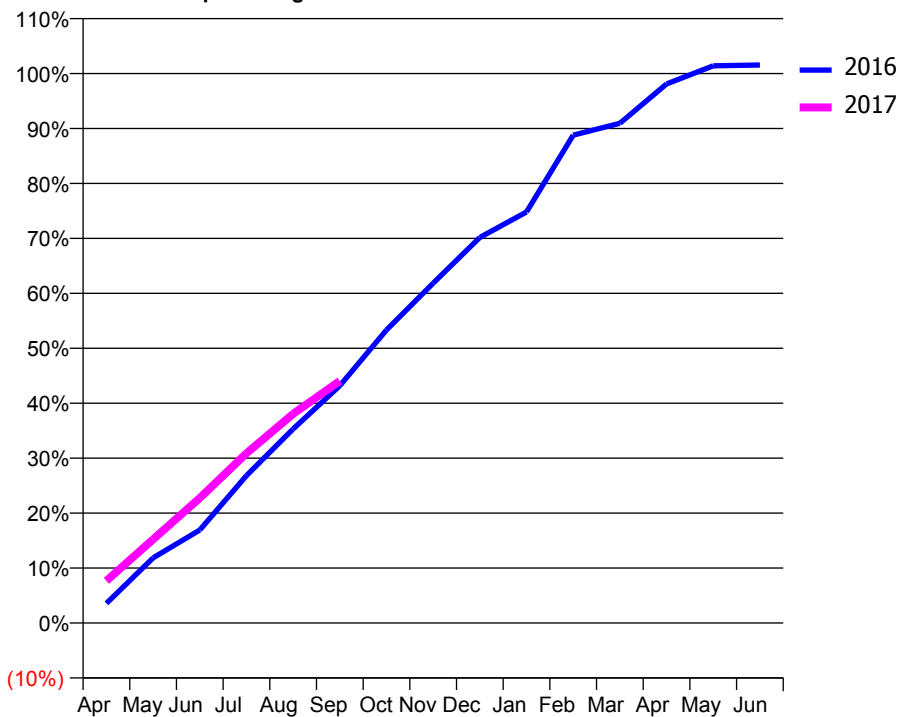
ACCESS*

Patients seen in 24 months	Total	Change since previous quarter
Quarter ending September 2015	854	
Quarter ending December 2015	871	→
Quarter ending March 2016	895	↑
Quarter ending June 2016	863	↓
Quarter ending September 2016	823	↓
Variance since September 2015	(3.6%)	↓



ACTIVITY

Cumulative percentage of contracted UDA delivered 2016 & 2017



Month	Adjusted Scheduled Activity (UDA)	
	2016	2017
April	95	203
May	313	403
June	448	602
July	710	817
August	935	1,007
September	1,143	1,166
October	1,411	
November	1,636	
December	1,857	
January	1,979	
February	2,349	
March	2,407	
April	2,596	
May	2,683	
June	2,687	

QUALITY

	Quantity	Base Number	Contract	AT	Region	England
% of FP17s for the same patient ID Re-attending within 3 months - Children	18	163	11.0%	9.6%	11.8%	12.4%
% of FP17s for the same patient ID Re-attending within 3 months - Adults	120	531	22.6%	14.3%	16.6%	16.7%
% of FP17s for the same patient ID Re-attending between 3 & 9 months - Children	89	163	54.6%	60.6%	60.2%	57.4%
% of FP17s for the same patient ID Re-attending between 3 & 9 months - Adults	275	531	51.8%	52.7%	52.0%	50.5%
% of FP17s for Band 1 Urgent Courses	59	542	10.9%	7.7%	9.4%	9.1%
% of FP17s Relating to Free Repair or Replacements	5	542	0.9%	0.8%	0.7%	0.8%
% of FP17s Relating to Continuations	6	542	1.1%	1.3%	1.2%	1.3%
% of Patients satisfied with the dentistry they have received	2	2	N/A	93.4%	93.6%	93.2%
% of Patients satisfied with the time they had to wait for an appointment	2	2	N/A	88.9%	89.1%	89.0%

* This is based on patients treated on this contract for their most recent course of treatment. Figures in italics indicate the base number of FP17s or Patient Questionnaire responses are less than 100. N/A is shown where the base number of responses is less than 10 during the period. % is calculated as Quantity/Base number*100

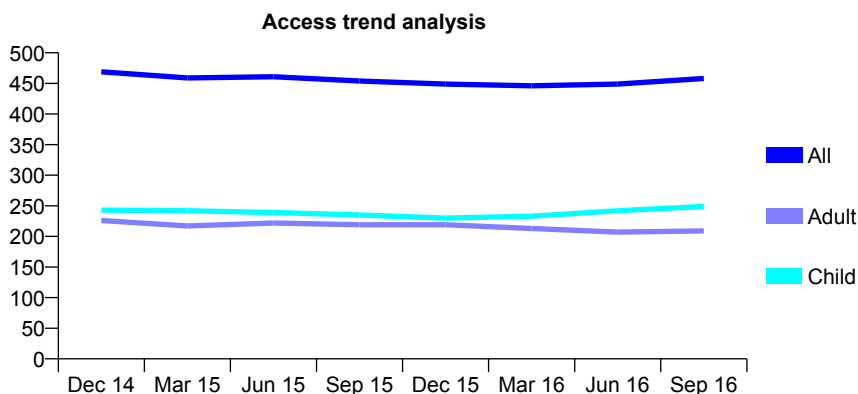
Q64 - Vital Signs At a Glance Contract Report for 919748/0001 - September 2016

Name or company name	MR RJ SMILLIE
Contract type name	GDS Contract
Purpose of contract	General
Contract start date	01/04/2006
Contract end date	

16/17 Contracted general activity (UDA)	2,240
Carry forward general activity (UDA)	0
16/17 Contracted orthodontic activity (UOA)	0
Carry forward orthodontic activity (UOA)	0
Baseline contract value	£52,262.92

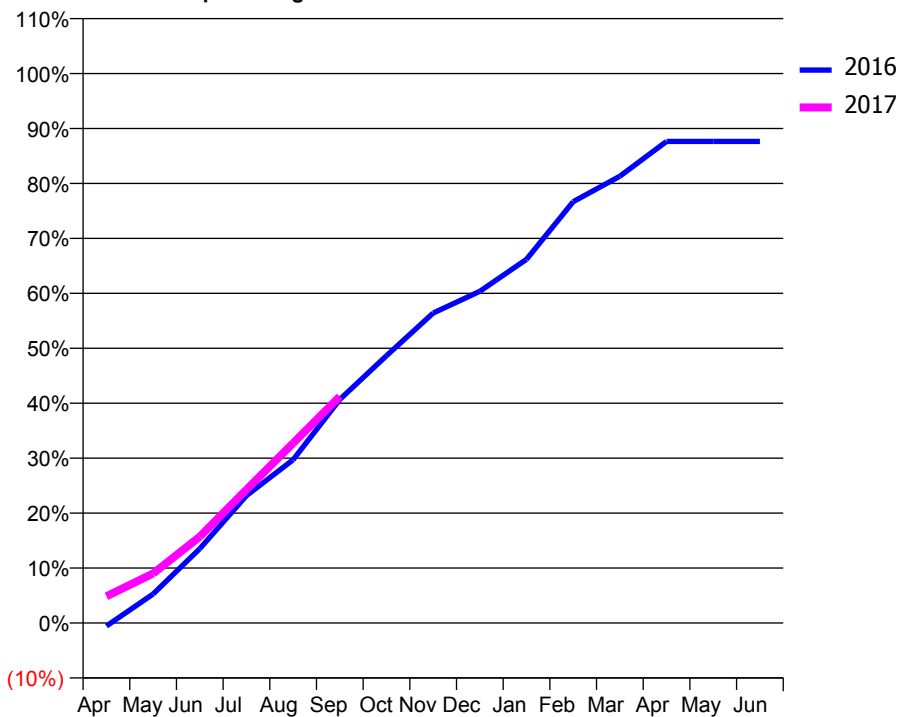
ACCESS*

Patients seen in 24 months	Total	Change since previous quarter
Quarter ending September 2015	454	
Quarter ending December 2015	449	↓
Quarter ending March 2016	446	→
Quarter ending June 2016	449	→
Quarter ending September 2016	458	↑
Variance since September 2015	0.9%	→



ACTIVITY

Cumulative percentage of contracted UDA delivered 2016 & 2017



Adjusted Scheduled Activity (UDA)

Month	2016	2017
April	-13	109
May	118	202
June	303	352
July	519	544
August	665	733
September	911	923
October	1,089	
November	1,263	
December	1,352	
January	1,482	
February	1,717	
March	1,821	
April	1,963	
May	1,963	
June	1,963	

QUALITY

	Quantity	Base Number	Contract	AT	Region	England
% of FP17s for the same patient ID Re-attending within 3 months - Children	20	249	8.0%	9.6%	11.8%	12.4%
% of FP17s for the same patient ID Re-attending within 3 months - Adults	29	167	17.4%	14.3%	16.6%	16.7%
% of FP17s for the same patient ID Re-attending between 3 & 9 months - Children	156	249	62.7%	60.6%	60.2%	57.4%
% of FP17s for the same patient ID Re-attending between 3 & 9 months - Adults	109	167	65.3%	52.7%	52.0%	50.5%
% of FP17s for Band 1 Urgent Courses	0	358	0.0%	7.7%	9.4%	9.1%
% of FP17s Relating to Free Repair or Replacements	0	358	0.0%	0.8%	0.7%	0.8%
% of FP17s Relating to Continuations	0	358	0.0%	1.3%	1.2%	1.3%
% of Patients satisfied with the dentistry they have received	0	0	N/A	93.4%	93.6%	93.2%
% of Patients satisfied with the time they had to wait for an appointment	0	0	N/A	88.9%	89.1%	89.0%

* This is based on patients treated on this contract for their most recent course of treatment. Figures in italics indicate the base number of FP17s or Patient Questionnaire responses are less than 100. N/A is shown where the base number of responses is less than 10 during the period. % is calculated as Quantity/Base number*100

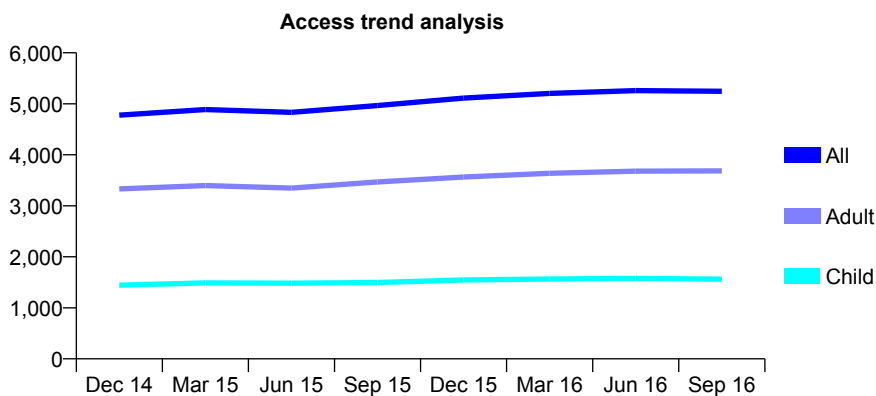
Q64 - Vital Signs At a Glance Contract Report for 921092/0001 - September 2016

Name or company name	MR AM WILSON
Contract type name	GDS Contract
Purpose of contract	General
Contract start date	01/04/2006
Contract end date	

16/17 Contracted general activity (UDA)	12,500
Carry forward general activity (UDA)	0
16/17 Contracted orthodontic activity (UOA)	0
Carry forward orthodontic activity (UOA)	0
Baseline contract value	£295,637.16

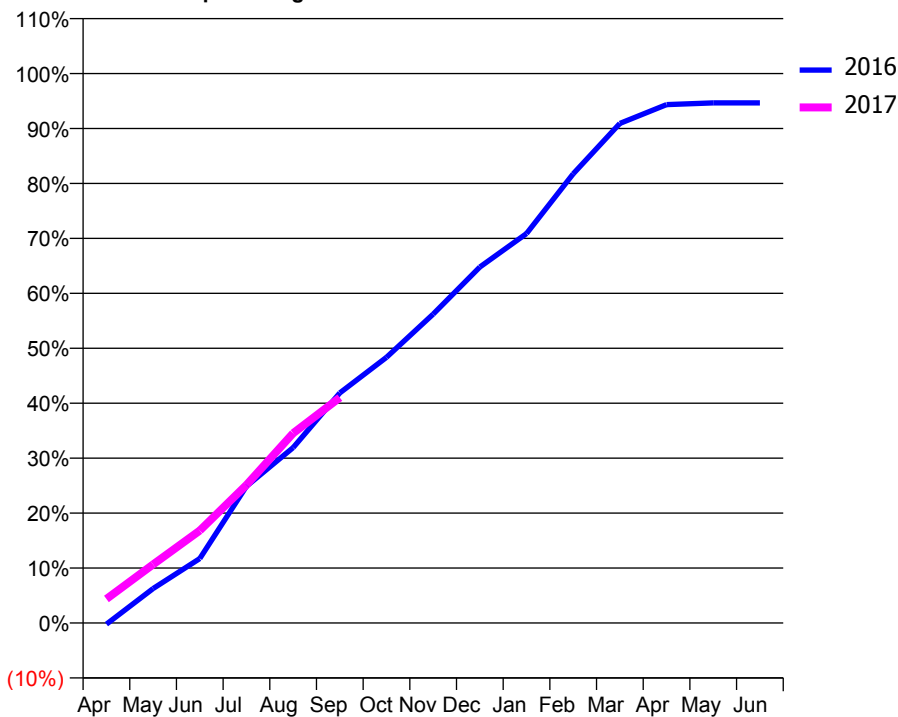
ACCESS*

Patients seen in 24 months	Total	Change since previous quarter
Quarter ending September 2015	4,966	
Quarter ending December 2015	5,113	↑
Quarter ending March 2016	5,203	→
Quarter ending June 2016	5,258	→
Quarter ending September 2016	5,246	→
Variance since September 2015	5.6%	↑



ACTIVITY

Cumulative percentage of contracted UDA delivered 2016 & 2017



Month	Adjusted Scheduled Activity (UDA)	
	2016	2017
April	-29	547
May	783	1,334
June	1,467	2,103
July	3,110	3,140
August	3,990	4,317
September	5,233	5,129
October	6,045	
November	7,028	
December	8,097	
January	8,859	
February	10,217	
March	11,364	
April	11,793	
May	11,830	
June	11,830	

QUALITY

	Quantity	Base Number	Contract	AT	Region	England
% of FP17s for the same patient ID Re-attending within 3 months - Children	89	1,118	8.0%	9.6%	11.8%	12.4%
% of FP17s for the same patient ID Re-attending within 3 months - Adults	400	2,653	15.1%	14.3%	16.6%	16.7%
% of FP17s for the same patient ID Re-attending between 3 & 9 months - Children	646	1,118	57.8%	60.6%	60.2%	57.4%
% of FP17s for the same patient ID Re-attending between 3 & 9 months - Adults	1,500	2,653	56.5%	52.7%	52.0%	50.5%
% of FP17s for Band 1 Urgent Courses	234	3,052	7.7%	7.7%	9.4%	9.1%
% of FP17s Relating to Free Repair or Replacements	28	3,052	0.9%	0.8%	0.7%	0.8%
% of FP17s Relating to Continuations	24	3,052	0.8%	1.3%	1.2%	1.3%
% of Patients satisfied with the dentistry they have received	5	5	N/A	93.4%	93.6%	93.2%
% of Patients satisfied with the time they had to wait for an appointment	5	5	N/A	88.9%	89.1%	89.0%

* This is based on patients treated on this contract for their most recent course of treatment. Figures in italics indicate the base number of FP17s or Patient Questionnaire responses are less than 100. N/A is shown where the base number of responses is less than 10 during the period. % is calculated as Quantity/Base number*100

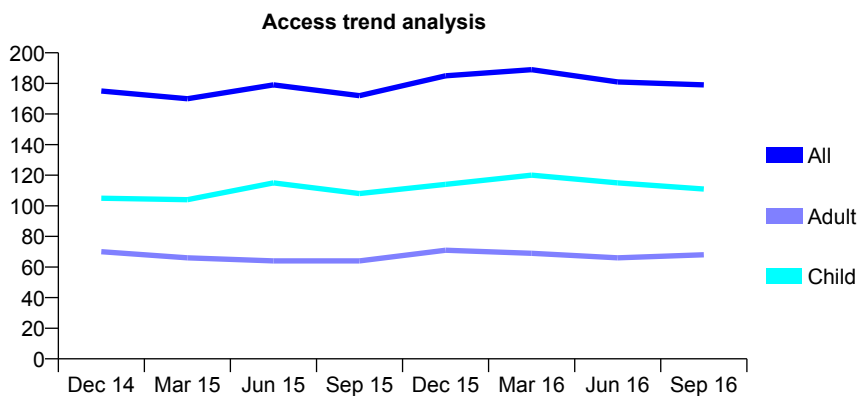
Q64 - Vital Signs At a Glance Contract Report for 923257/0002 - September 2016

Name or company name	MISS LD BREEZE
Contract type name	GDS Contract
Purpose of contract	General
Contract start date	08/05/2007
Contract end date	

16/17 Contracted general activity (UDA)	400
Carry forward general activity (UDA)	-8
16/17 Contracted orthodontic activity (UOA)	0
Carry forward orthodontic activity (UOA)	0
Baseline contract value	£11,249.02

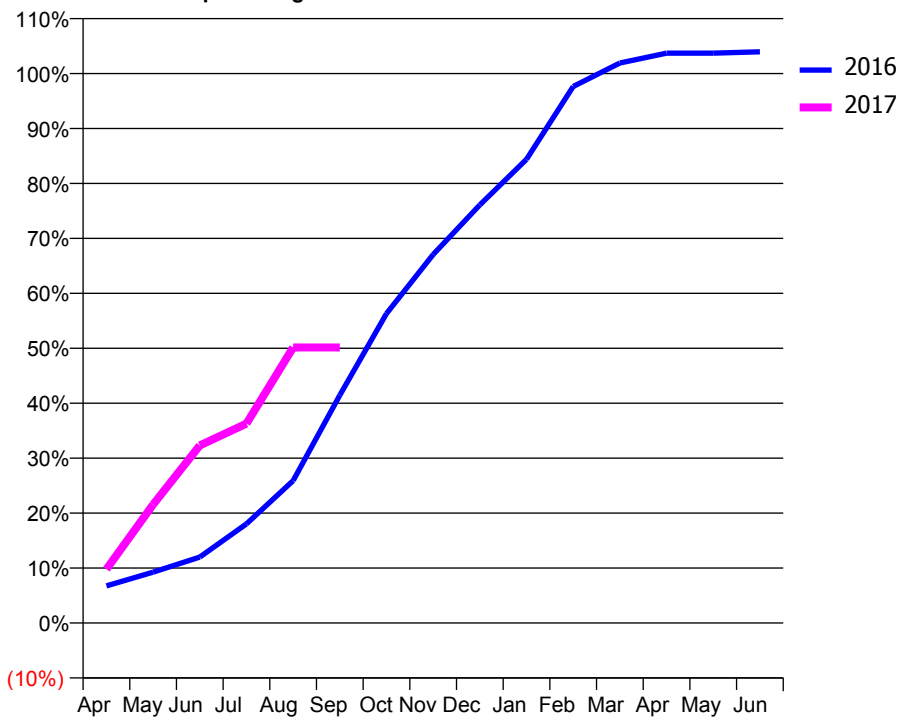
ACCESS*

Patients seen in 24 months	Total	Change since previous quarter
Quarter ending September 2015	172	
Quarter ending December 2015	185	↑
Quarter ending March 2016	189	↑
Quarter ending June 2016	181	↓
Quarter ending September 2016	179	↓
Variance since September 2015	4.1%	↑



ACTIVITY

Cumulative percentage of contracted UDA delivered 2016 & 2017



Adjusted Scheduled Activity (UDA)

Month	2016	2017
April	27	39
May	37	86
June	48	129
July	72	145
August	104	201
September	166	201
October	225	
November	268	
December	304	
January	338	
February	391	
March	408	
April	415	
May	415	
June	416	

QUALITY

	Quantity	Base Number	Contract	AT	Region	England
% of FP17s for the same patient ID Re-attending within 3 months - Children	11	92	12.0%	9.6%	11.8%	12.4%
% of FP17s for the same patient ID Re-attending within 3 months - Adults	6	34	17.6%	14.3%	16.6%	16.7%
% of FP17s for the same patient ID Re-attending between 3 & 9 months - Children	60	92	65.2%	60.6%	60.2%	57.4%
% of FP17s for the same patient ID Re-attending between 3 & 9 months - Adults	20	34	58.8%	52.7%	52.0%	50.5%
% of FP17s for Band 1 Urgent Courses	3	121	2.5%	7.7%	9.4%	9.1%
% of FP17s Relating to Free Repair or Replacements	0	121	0.0%	0.8%	0.7%	0.8%
% of FP17s Relating to Continuations	2	121	1.7%	1.3%	1.2%	1.3%
% of Patients satisfied with the dentistry they have received	0	0	N/A	93.4%	93.6%	93.2%
% of Patients satisfied with the time they had to wait for an appointment	0	0	N/A	88.9%	89.1%	89.0%

* This is based on patients treated on this contract for their most recent course of treatment. Figures in italics indicate the base number of FP17s or Patient Questionnaire responses are less than 100. N/A is shown where the base number of responses is less than 10 during the period. % is calculated as Quantity/Base number*100

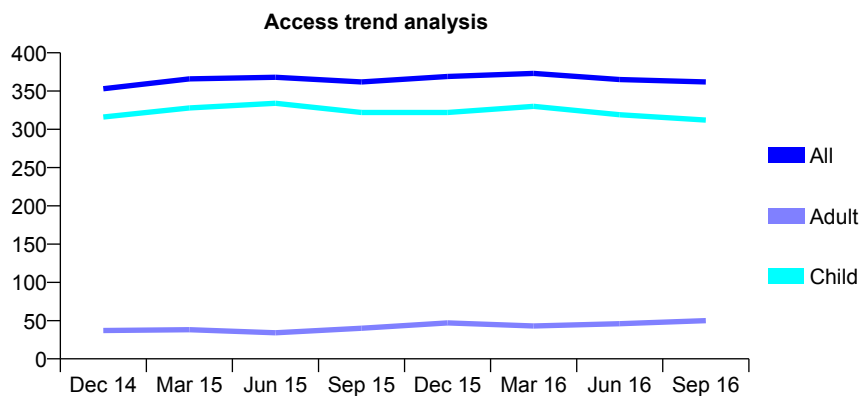
Q64 - Vital Signs At a Glance Contract Report for 933082/0001 - September 2016

Name or company name	MR RJ ELSEY
Contract type name	GDS Contract
Purpose of contract	General
Contract start date	01/04/2006
Contract end date	

16/17 Contracted general activity (UDA)	625
Carry forward general activity (UDA)	0
16/17 Contracted orthodontic activity (UOA)	0
Carry forward orthodontic activity (UOA)	0
Baseline contract value	£13,960.13

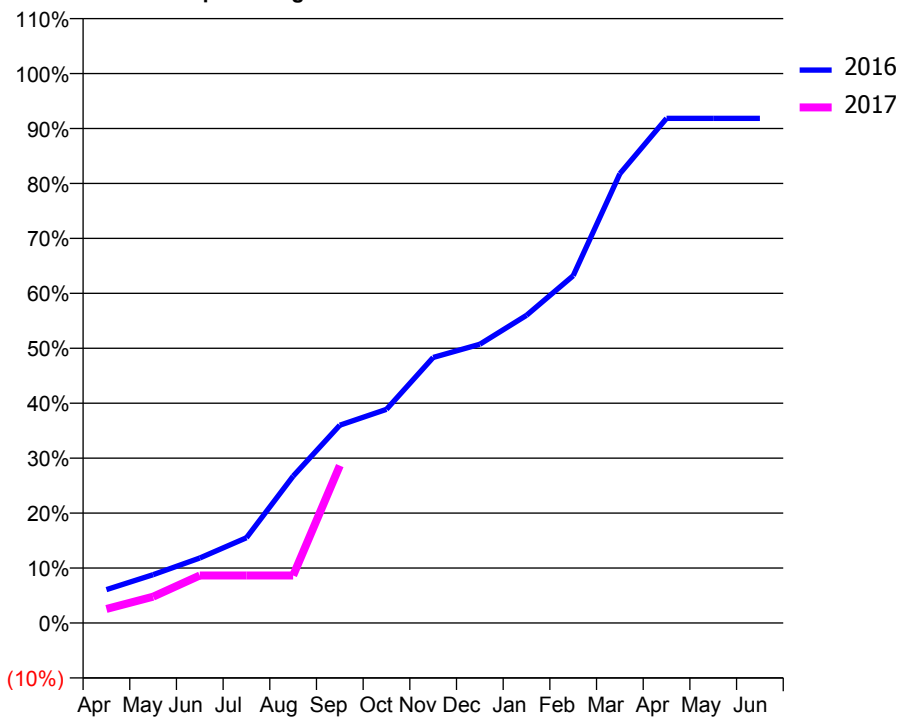
ACCESS*

Patients seen in 24 months	Total	Change since previous quarter
Quarter ending September 2015	362	
Quarter ending December 2015	369	→
Quarter ending March 2016	373	→
Quarter ending June 2016	365	↓
Quarter ending September 2016	362	→
Variance since September 2015	0.0%	→



ACTIVITY

Cumulative percentage of contracted UDA delivered 2016 & 2017



Adjusted Scheduled Activity (UDA)

Month	2016	2017
April	38	16
May	55	30
June	74	54
July	97	54
August	167	54
September	225	179
October	243	-
November	302	-
December	317	-
January	350	-
February	395	-
March	511	-
April	574	-
May	574	-
June	574	-

QUALITY

	Quantity	Base Number	Contract	AT	Region	England
% of FP17s for the same patient ID Re-attending within 3 months - Children	10	185	5.4%	9.6%	11.8%	12.4%
% of FP17s for the same patient ID Re-attending within 3 months - Adults	0	6	0.0%	14.3%	16.6%	16.7%
% of FP17s for the same patient ID Re-attending between 3 & 9 months - Children	108	185	58.4%	60.6%	60.2%	57.4%
% of FP17s for the same patient ID Re-attending between 3 & 9 months - Adults	4	6	66.7%	52.7%	52.0%	50.5%
% of FP17s for Band 1 Urgent Courses	0	127	0.0%	7.7%	9.4%	9.1%
% of FP17s Relating to Free Repair or Replacements	0	127	0.0%	0.8%	0.7%	0.8%
% of FP17s Relating to Continuations	0	127	0.0%	1.3%	1.2%	1.3%
% of Patients satisfied with the dentistry they have received	1	1	N/A	93.4%	93.6%	93.2%
% of Patients satisfied with the time they had to wait for an appointment	1	1	N/A	88.9%	89.1%	89.0%

* This is based on patients treated on this contract for their most recent course of treatment. Figures in italics indicate the base number of FP17s or Patient Questionnaire responses are less than 100. N/A is shown where the base number of responses is less than 10 during the period. % is calculated as Quantity/Base number*100

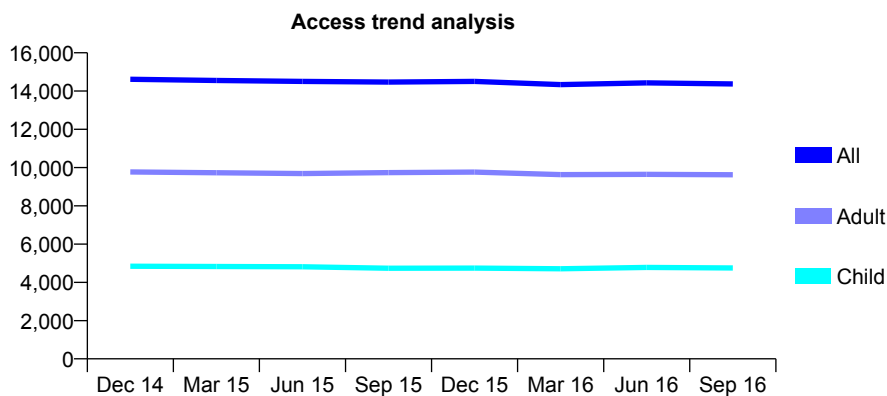
Q64 - Vital Signs At a Glance Contract Report for 936944/0001 - September 2016

Name or company name	MRS S IRAVANI
Contract type name	GDS Contract
Purpose of contract	General
Contract start date	01/04/2006
Contract end date	

16/17 Contracted general activity (UDA)	37,752
Carry forward general activity (UDA)	60
16/17 Contracted orthodontic activity (UOA)	0
Carry forward orthodontic activity (UOA)	0
Baseline contract value	£1,038,713.65

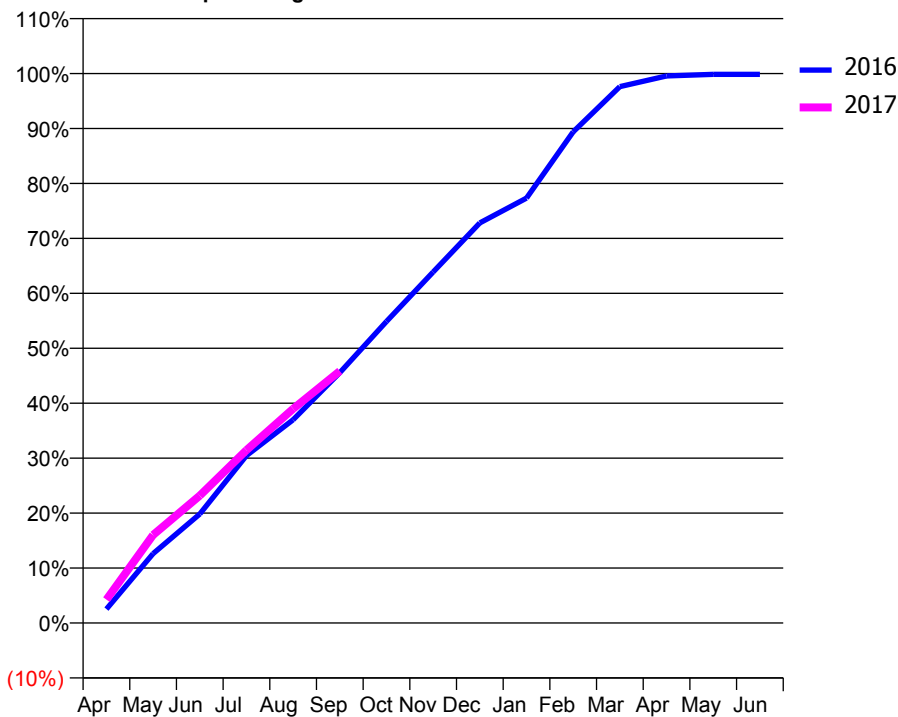
ACCESS*

Patients seen in 24 months	Total	Change since previous quarter
Quarter ending September 2015	14,471	
Quarter ending December 2015	14,505	→
Quarter ending March 2016	14,340	↓
Quarter ending June 2016	14,425	→
Quarter ending September 2016	14,371	→
Variance since September 2015	(0.7%)	→



ACTIVITY

Cumulative percentage of contracted UDA delivered 2016 & 2017



Month	Adjusted Scheduled Activity (UDA)	
	2016	2017
April	953	1,605
May	4,772	6,047
June	7,492	8,750
July	11,504	11,879
August	13,965	14,717
September	17,204	17,311
October	20,720	
November	24,121	
December	27,488	
January	29,195	
February	33,746	
March	36,848	
April	37,584	
May	37,691	
June	37,692	

QUALITY

	Quantity	Base Number	Contract	AT	Region	England
% of FP17s for the same patient ID Re-attending within 3 months - Children	250	3,549	7.0%	9.6%	11.8%	12.4%
% of FP17s for the same patient ID Re-attending within 3 months - Adults	1,037	6,962	14.9%	14.3%	16.6%	16.7%
% of FP17s for the same patient ID Re-attending between 3 & 9 months - Children	2,345	3,549	66.1%	60.6%	60.2%	57.4%
% of FP17s for the same patient ID Re-attending between 3 & 9 months - Adults	4,351	6,962	62.5%	52.7%	52.0%	50.5%
% of FP17s for Band 1 Urgent Courses	677	9,803	6.9%	7.7%	9.4%	9.1%
% of FP17s Relating to Free Repair or Replacements	62	9,803	0.6%	0.8%	0.7%	0.8%
% of FP17s Relating to Continuations	174	9,803	1.8%	1.3%	1.2%	1.3%
% of Patients satisfied with the dentistry they have received	25	27	92.6%	93.4%	93.6%	93.2%
% of Patients satisfied with the time they had to wait for an appointment	25	27	92.6%	88.9%	89.1%	89.0%

* This is based on patients treated on this contract for their most recent course of treatment. Figures in italics indicate the base number of FP17s or Patient Questionnaire responses are less than 100. N/A is shown where the base number of responses is less than 10 during the period. % is calculated as Quantity/Base number*100

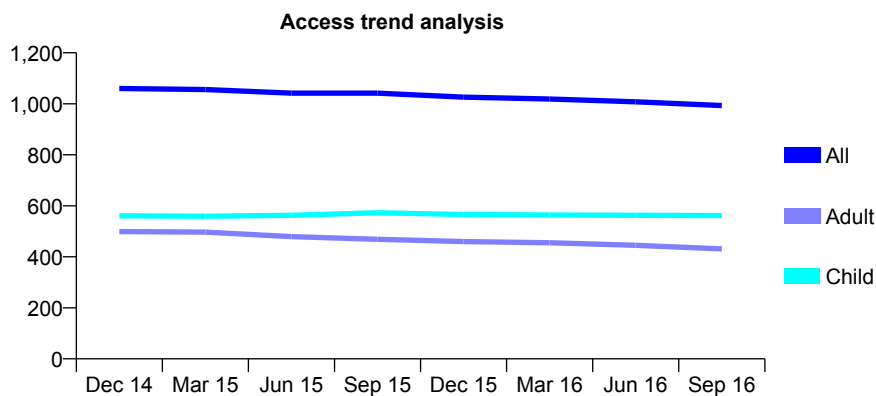
Q64 - Vital Signs At a Glance Contract Report for 944947/0001 - September 2016

Name or company name	MR PA SHOEBRIDGE
Contract type name	GDS Contract
Purpose of contract	General
Contract start date	01/04/2006
Contract end date	

16/17 Contracted general activity (UDA)	2,703
Carry forward general activity (UDA)	0
16/17 Contracted orthodontic activity (UOA)	0
Carry forward orthodontic activity (UOA)	0
Baseline contract value	£59,636.50

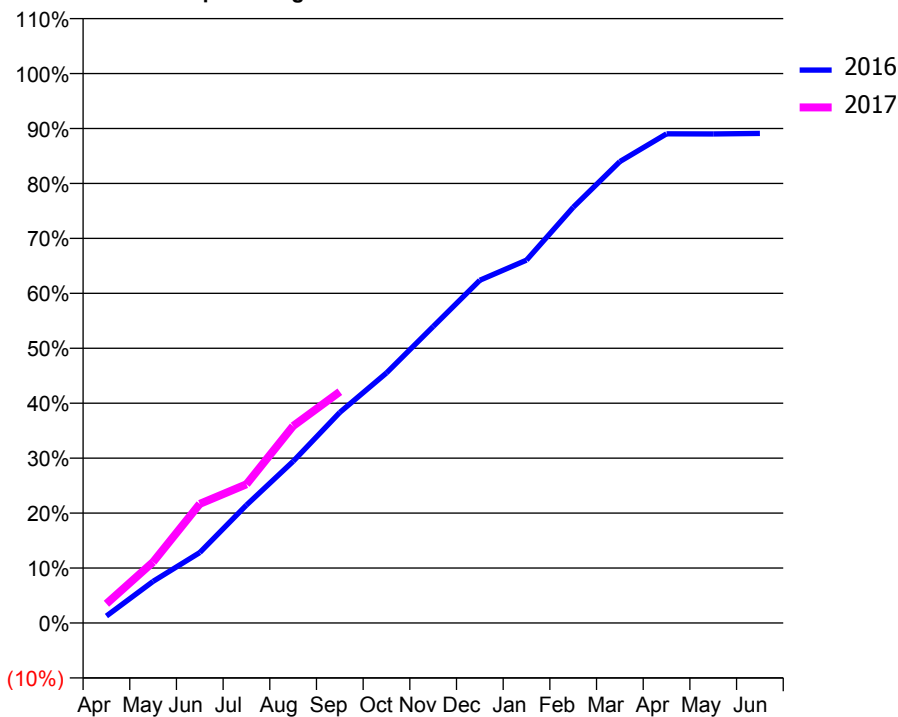
ACCESS*

Patients seen in 24 months	Total	Change since previous quarter
Quarter ending September 2015	1,042	
Quarter ending December 2015	1,026	↓
Quarter ending March 2016	1,019	→
Quarter ending June 2016	1,008	↓
Quarter ending September 2016	993	↓
Variance since September 2015	(4.7%)	↓



ACTIVITY

Cumulative percentage of contracted UDA delivered 2016 & 2017



Adjusted Scheduled Activity (UDA)

Month	2016	2017
April	38	95
May	224	300
June	379	586
July	635	682
August	870	969
September	1,133	1,137
October	1,346	
November	1,596	
December	1,845	
January	1,953	
February	2,237	
March	2,483	
April	2,633	
May	2,632	
June	2,635	

QUALITY

	Quantity	Base Number	Contract	AT	Region	England
% of FP17s for the same patient ID Re-attending within 3 months - Children	51	530	9.6%	9.6%	11.8%	12.4%
% of FP17s for the same patient ID Re-attending within 3 months - Adults	23	225	10.2%	14.3%	16.6%	16.7%
% of FP17s for the same patient ID Re-attending between 3 & 9 months - Children	348	530	65.7%	60.6%	60.2%	57.4%
% of FP17s for the same patient ID Re-attending between 3 & 9 months - Adults	140	225	62.2%	52.7%	52.0%	50.5%
% of FP17s for Band 1 Urgent Courses	17	675	2.5%	7.7%	9.4%	9.1%
% of FP17s Relating to Free Repair or Replacements	0	675	0.0%	0.8%	0.7%	0.8%
% of FP17s Relating to Continuations	1	675	0.1%	1.3%	1.2%	1.3%
% of Patients satisfied with the dentistry they have received	2	2	N/A	93.4%	93.6%	93.2%
% of Patients satisfied with the time they had to wait for an appointment	2	2	N/A	88.9%	89.1%	89.0%

* This is based on patients treated on this contract for their most recent course of treatment. Figures in italics indicate the base number of FP17s or Patient Questionnaire responses are less than 100. N/A is shown where the base number of responses is less than 10 during the period. % is calculated as Quantity/Base number*100

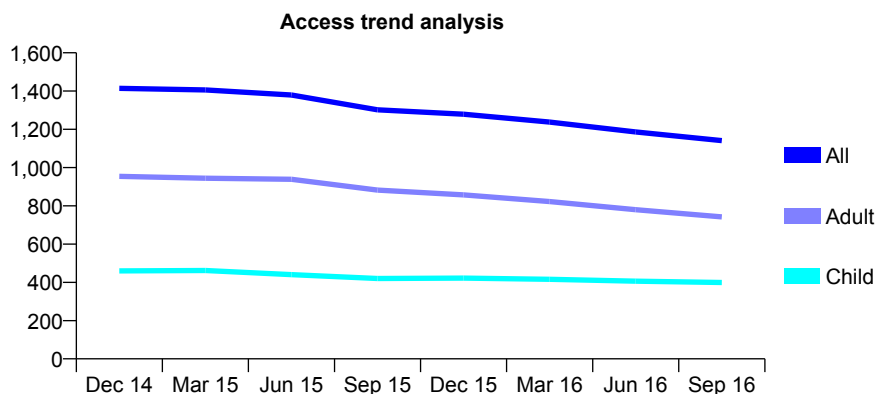
Q64 - Vital Signs At a Glance Contract Report for 963194/0001 - September 2016

Name or company name	MR TO BAALACK
Contract type name	GDS Contract
Purpose of contract	General
Contract start date	22/12/2011
Contract end date	

16/17 Contracted general activity (UDA)	3,906
Carry forward general activity (UDA)	0
16/17 Contracted orthodontic activity (UOA)	0
Carry forward orthodontic activity (UOA)	0
Baseline contract value	£100,172.59

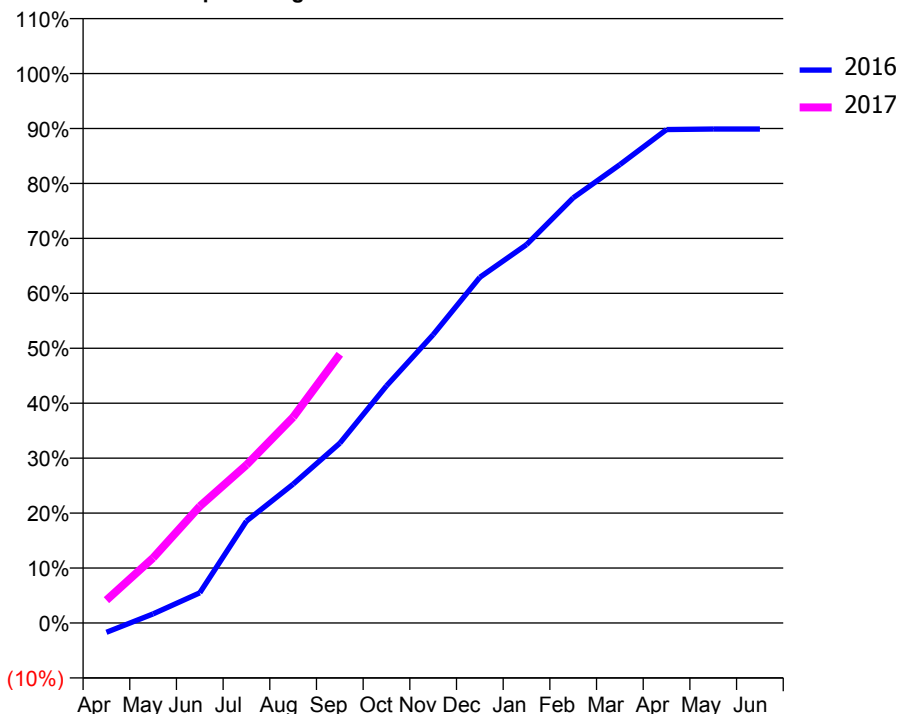
ACCESS*

Patients seen in 24 months	Total	Change since previous quarter
Quarter ending September 2015	1,302	
Quarter ending December 2015	1,279	↓
Quarter ending March 2016	1,238	↓
Quarter ending June 2016	1,186	↓
Quarter ending September 2016	1,141	↓
Variance since September 2015	(12.4%)	↓



ACTIVITY

Cumulative percentage of contracted UDA delivered 2016 & 2017



Month	Adjusted Scheduled Activity (UDA)	
	2016	2017
April	-67	163
May	65	463
June	215	830
July	725	1,124
August	987	1,463
September	1,278	1,910
October	1,686	
November	2,049	
December	2,458	
January	2,690	
February	3,023	
March	3,258	
April	3,508	
May	3,512	
June	3,512	

QUALITY

	Quantity	Base Number	Contract	AT	Region	England
% of FP17s for the same patient ID Re-attending within 3 months - Children	20	326	6.1%	9.6%	11.8%	12.4%
% of FP17s for the same patient ID Re-attending within 3 months - Adults	71	526	13.5%	14.3%	16.6%	16.7%
% of FP17s for the same patient ID Re-attending between 3 & 9 months - Children	197	326	60.4%	60.6%	60.2%	57.4%
% of FP17s for the same patient ID Re-attending between 3 & 9 months - Adults	300	526	57.0%	52.7%	52.0%	50.5%
% of FP17s for Band 1 Urgent Courses	35	755	4.6%	7.7%	9.4%	9.1%
% of FP17s Relating to Free Repair or Replacements	4	755	0.5%	0.8%	0.7%	0.8%
% of FP17s Relating to Continuations	8	755	1.1%	1.3%	1.2%	1.3%
% of Patients satisfied with the dentistry they have received	1	1	N/A	93.4%	93.6%	93.2%
% of Patients satisfied with the time they had to wait for an appointment	1	1	N/A	88.9%	89.1%	89.0%

* This is based on patients treated on this contract for their most recent course of treatment. Figures in italics indicate the base number of FP17s or Patient Questionnaire responses are less than 100. N/A is shown where the base number of responses is less than 10 during the period. % is calculated as Quantity/Base number*100

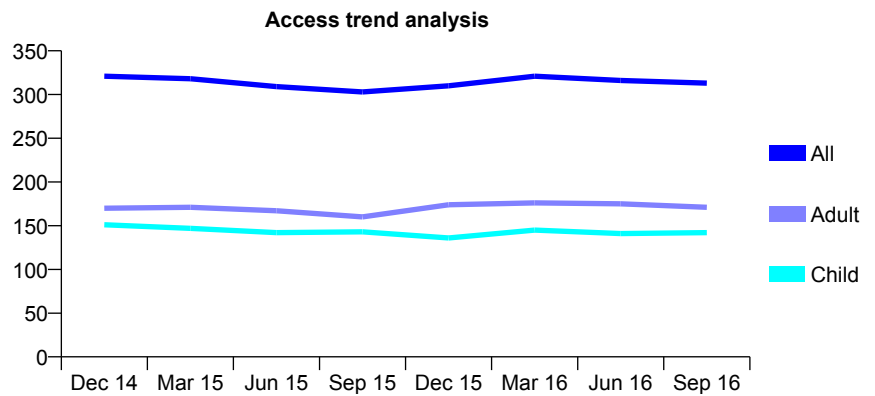
Q64 - Vital Signs At a Glance Contract Report for 982733/0001 - September 2016

Name or company name	MR SL PIMM
Contract type name	GDS Contract
Purpose of contract	General
Contract start date	01/04/2006
Contract end date	

16/17 Contracted general activity (UDA)	799
Carry forward general activity (UDA)	0
16/17 Contracted orthodontic activity (UOA)	0
Carry forward orthodontic activity (UOA)	0
Baseline contract value	£18,313.31

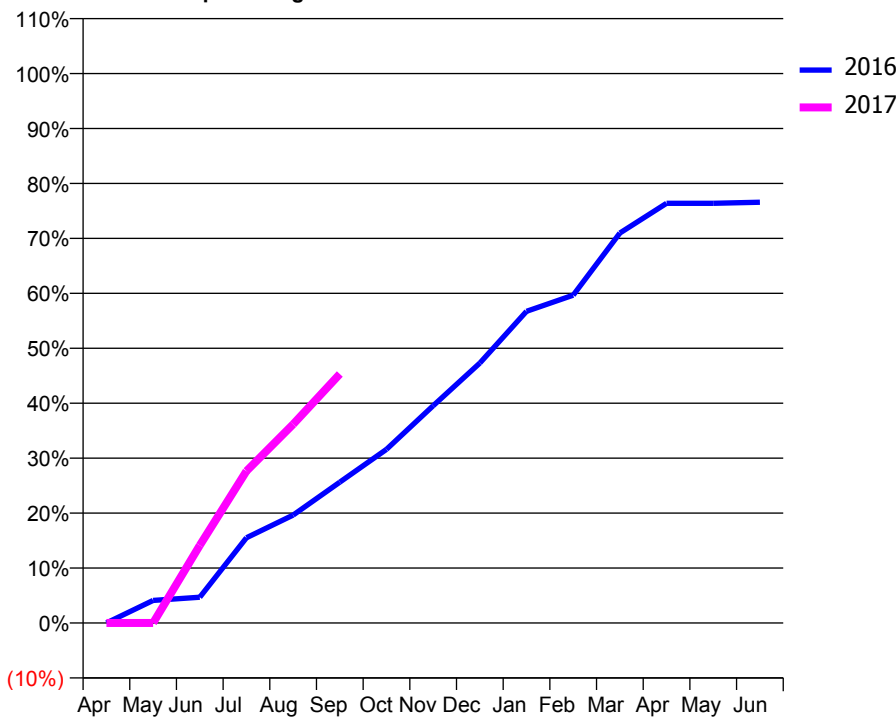
ACCESS*

Patients seen in 24 months	Total	Change since previous quarter
Quarter ending September 2015	303	
Quarter ending December 2015	310	↑
Quarter ending March 2016	321	↑
Quarter ending June 2016	316	↓
Quarter ending September 2016	313	→
Variance since September 2015	3.3%	↑



ACTIVITY

Cumulative percentage of contracted UDA delivered 2016 & 2017



Month	Adjusted Scheduled Activity (UDA)	
	2016	2017
April	0	0
May	42	0
June	48	113
July	158	221
August	200	289
September	261	362
October	322	
November	403	
December	483	
January	579	
February	609	
March	724	
April	779	
May	779	
June	781	

QUALITY

	Quantity	Base Number	Contract	AT	Region	England
% of FP17s for the same patient ID Re-attending within 3 months - Children	3	114	2.6%	9.6%	11.8%	12.4%
% of FP17s for the same patient ID Re-attending within 3 months - Adults	12	116	10.3%	14.3%	16.6%	16.7%
% of FP17s for the same patient ID Re-attending between 3 & 9 months - Children	78	114	68.4%	60.6%	60.2%	57.4%
% of FP17s for the same patient ID Re-attending between 3 & 9 months - Adults	73	116	62.9%	52.7%	52.0%	50.5%
% of FP17s for Band 1 Urgent Courses	0	203	0.0%	7.7%	9.4%	9.1%
% of FP17s Relating to Free Repair or Replacements	0	203	0.0%	0.8%	0.7%	0.8%
% of FP17s Relating to Continuations	0	203	0.0%	1.3%	1.2%	1.3%
% of Patients satisfied with the dentistry they have received	1	1	N/A	93.4%	93.6%	93.2%
% of Patients satisfied with the time they had to wait for an appointment	1	1	N/A	88.9%	89.1%	89.0%

* This is based on patients treated on this contract for their most recent course of treatment. Figures in italics indicate the base number of FP17s or Patient Questionnaire responses are less than 100. N/A is shown where the base number of responses is less than 10 during the period. % is calculated as Quantity/Base number*100

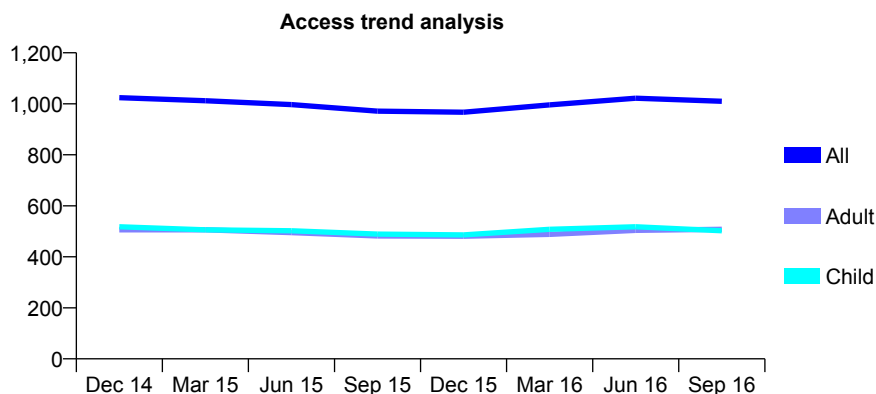
Q64 - Vital Signs At a Glance Contract Report for 989746/0002 - September 2016

Name or company name	MR JJ WATKINS
Contract type name	GDS Contract
Purpose of contract	General
Contract start date	16/12/2007
Contract end date	

16/17 Contracted general activity (UDA)	3,000
Carry forward general activity (UDA)	0
16/17 Contracted orthodontic activity (UOA)	0
Carry forward orthodontic activity (UOA)	0
Baseline contract value	£63,515.70

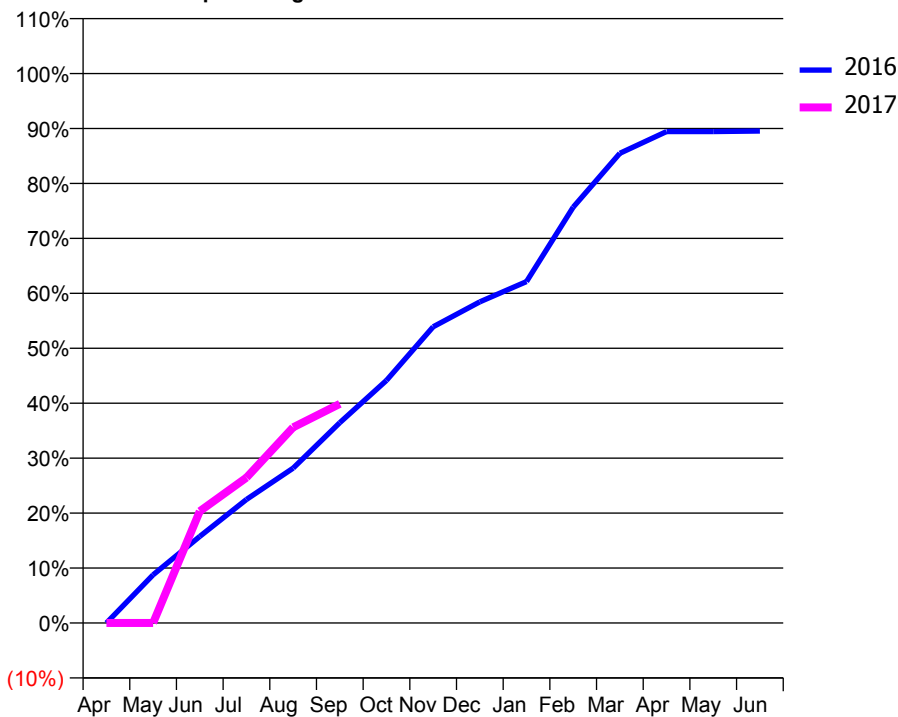
ACCESS*

Patients seen in 24 months	Total	Change since previous quarter
Quarter ending September 2015	971	
Quarter ending December 2015	967	→
Quarter ending March 2016	996	↑
Quarter ending June 2016	1,022	↑
Quarter ending September 2016	1,010	↓
Variance since September 2015	4.0%	↑



ACTIVITY

Cumulative percentage of contracted UDA delivered 2016 & 2017



Adjusted Scheduled Activity (UDA)		
Month	2016	2017
April	0	0
May	281	0
June	504	610
July	720	794
August	902	1,069
September	1,167	1,196
October	1,413	
November	1,725	
December	1,870	
January	1,989	
February	2,422	
March	2,735	
April	2,862	
May	2,862	
June	2,865	

QUALITY

	Quantity	Base Number	Contract	AT	Region	England
% of FP17s for the same patient ID Re-attending within 3 months - Children	34	345	9.9%	9.6%	11.8%	12.4%
% of FP17s for the same patient ID Re-attending within 3 months - Adults	106	371	28.6%	14.3%	16.6%	16.7%
% of FP17s for the same patient ID Re-attending between 3 & 9 months - Children	187	345	54.2%	60.6%	60.2%	57.4%
% of FP17s for the same patient ID Re-attending between 3 & 9 months - Adults	165	371	44.5%	52.7%	52.0%	50.5%
% of FP17s for Band 1 Urgent Courses	36	655	5.5%	7.7%	9.4%	9.1%
% of FP17s Relating to Free Repair or Replacements	0	655	0.0%	0.8%	0.7%	0.8%
% of FP17s Relating to Continuations	0	655	0.0%	1.3%	1.2%	1.3%
% of Patients satisfied with the dentistry they have received	1	1	N/A	93.4%	93.6%	93.2%
% of Patients satisfied with the time they had to wait for an appointment	1	1	N/A	88.9%	89.1%	89.0%

* This is based on patients treated on this contract for their most recent course of treatment. Figures in italics indicate the base number of FP17s or Patient Questionnaire responses are less than 100. N/A is shown where the base number of responses is less than 10 during the period. % is calculated as Quantity/Base number*100

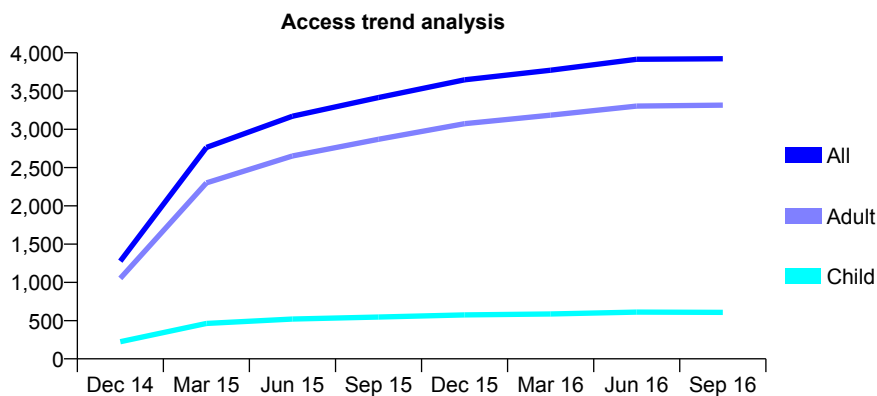
Q64 - Vital Signs At a Glance Contract Report for 995290/0001 - September 2016

Name or company name	MRS O SIVOVA PENEVA
Contract type name	GDS Contract
Purpose of contract	General
Contract start date	01/08/2014
Contract end date	

16/17 Contracted general activity (UDA)	13,403
Carry forward general activity (UDA)	0
16/17 Contracted orthodontic activity (UOA)	0
Carry forward orthodontic activity (UOA)	0
Baseline contract value	£339,383.21

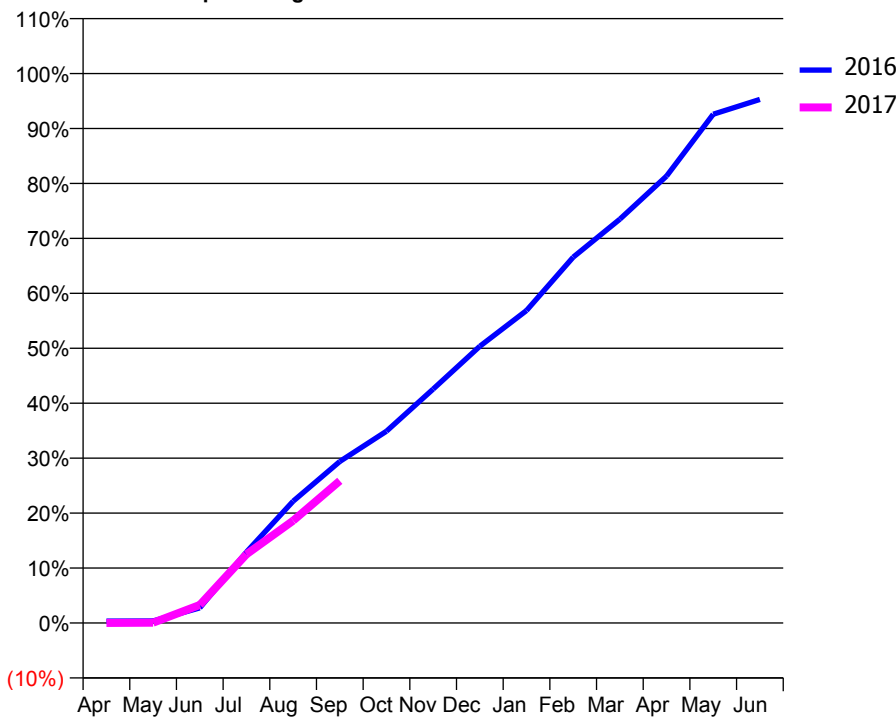
ACCESS*

Patients seen in 24 months	Total	Change since previous quarter
Quarter ending September 2015	3,416	
Quarter ending December 2015	3,647	↑
Quarter ending March 2016	3,772	↑
Quarter ending June 2016	3,915	↑
Quarter ending September 2016	3,923	→
Variance since September 2015	14.8%	↑



ACTIVITY

Cumulative percentage of contracted UDA delivered 2016 & 2017



Month	Adjusted Scheduled Activity (UDA)	
	2016	2017
April	48	0
May	50	7
June	370	441
July	1,731	1,678
August	2,971	2,497
September	3,940	3,470
October	4,680	
November	5,705	
December	6,750	
January	7,622	
February	8,924	
March	9,851	
April	10,901	
May	12,409	
June	12,771	

QUALITY

	Quantity	Base Number	Contract	AT	Region	England
% of FP17s for the same patient ID Re-attending within 3 months - Children	31	491	6.3%	9.6%	11.8%	12.4%
% of FP17s for the same patient ID Re-attending within 3 months - Adults	301	2,548	11.8%	14.3%	16.6%	16.7%
% of FP17s for the same patient ID Re-attending between 3 & 9 months - Children	315	491	64.2%	60.6%	60.2%	57.4%
% of FP17s for the same patient ID Re-attending between 3 & 9 months - Adults	1,697	2,548	66.6%	52.7%	52.0%	50.5%
% of FP17s for Band 1 Urgent Courses	45	1,823	2.5%	7.7%	9.4%	9.1%
% of FP17s Relating to Free Repair or Replacements	12	1,823	0.7%	0.8%	0.7%	0.8%
% of FP17s Relating to Continuations	13	1,823	0.7%	1.3%	1.2%	1.3%
% of Patients satisfied with the dentistry they have received	9	10	90.0%	93.4%	93.6%	93.2%
% of Patients satisfied with the time they had to wait for an appointment	10	10	100.0%	88.9%	89.1%	89.0%

* This is based on patients treated on this contract for their most recent course of treatment. Figures in italics indicate the base number of FP17s or Patient Questionnaire responses are less than 100. N/A is shown where the base number of responses is less than 10 during the period. % is calculated as Quantity/Base number*100

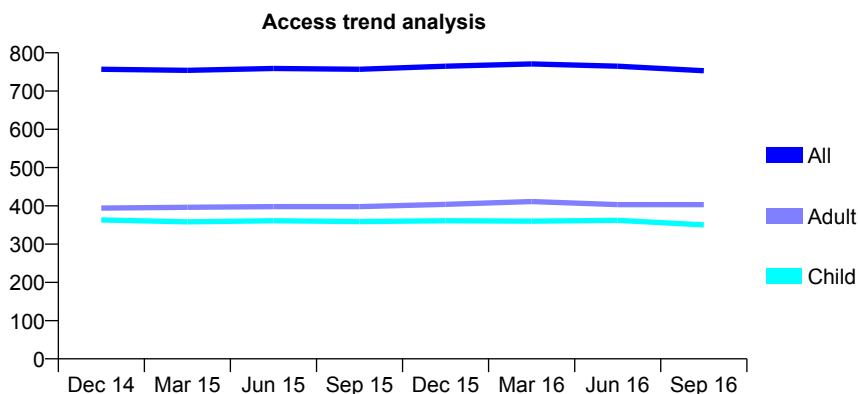
Q64 - Vital Signs At a Glance Contract Report for 997439/0001 - September 2016

Name or company name	MR RM AYRTON
Contract type name	GDS Contract
Purpose of contract	General
Contract start date	01/04/2006
Contract end date	

16/17 Contracted general activity (UDA)	2,200
Carry forward general activity (UDA)	-44
16/17 Contracted orthodontic activity (UOA)	0
Carry forward orthodontic activity (UOA)	0
Baseline contract value	£46,578.17

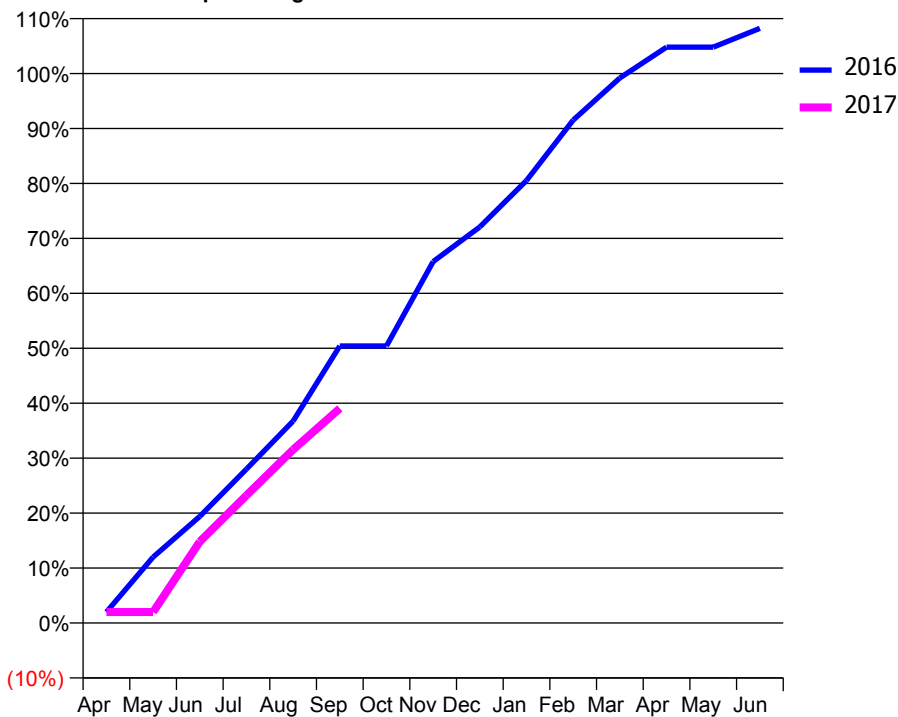
ACCESS*

Patients seen in 24 months	Total	Change since previous quarter
Quarter ending September 2015	757	
Quarter ending December 2015	765	→
Quarter ending March 2016	771	→
Quarter ending June 2016	765	→
Quarter ending September 2016	753	↓
Variance since September 2015	(0.5%)	→



ACTIVITY

Cumulative percentage of contracted UDA delivered 2016 & 2017



Adjusted Scheduled Activity (UDA)

Month	2016	2017
April	44	44
May	264	44
June	427	326
July	616	511
August	808	694
September	1,109	859
October	1,109	
November	1,447	
December	1,586	
January	1,772	
February	2,013	
March	2,182	
April	2,305	
May	2,305	
June	2,381	

QUALITY

	Quantity	Base Number	Contract	AT	Region	England
% of FP17s for the same patient ID Re-attending within 3 months - Children	18	264	6.8%	9.6%	11.8%	12.4%
% of FP17s for the same patient ID Re-attending within 3 months - Adults	29	239	12.1%	14.3%	16.6%	16.7%
% of FP17s for the same patient ID Re-attending between 3 & 9 months - Children	174	264	65.9%	60.6%	60.2%	57.4%
% of FP17s for the same patient ID Re-attending between 3 & 9 months - Adults	143	239	59.8%	52.7%	52.0%	50.5%
% of FP17s for Band 1 Urgent Courses	17	392	4.3%	7.7%	9.4%	9.1%
% of FP17s Relating to Free Repair or Replacements	5	392	1.3%	0.8%	0.7%	0.8%
% of FP17s Relating to Continuations	2	392	0.5%	1.3%	1.2%	1.3%
% of Patients satisfied with the dentistry they have received	1	1	N/A	93.4%	93.6%	93.2%
% of Patients satisfied with the time they had to wait for an appointment	1	1	N/A	88.9%	89.1%	89.0%

* This is based on patients treated on this contract for their most recent course of treatment. Figures in italics indicate the base number of FP17s or Patient Questionnaire responses are less than 100. N/A is shown where the base number of responses is less than 10 during the period. % is calculated as Quantity/Base number*100

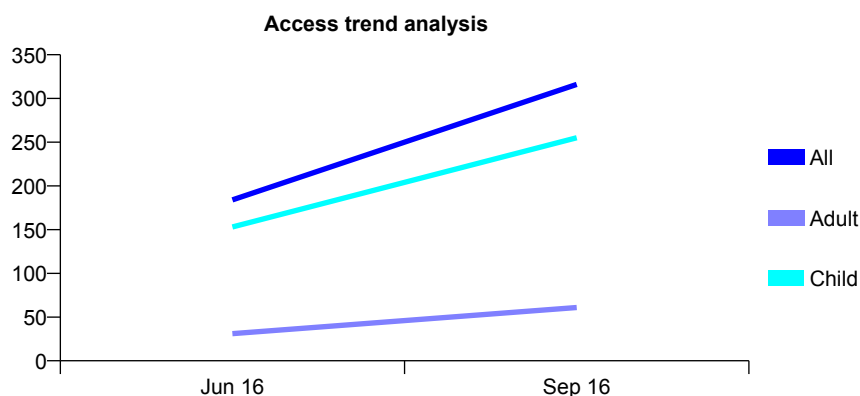
Q65 - Vital Signs At a Glance Contract Report for 100026/0000 - September 2016

Name or company name	Family Dental Practice
Contract type name	GDS Contract
Purpose of contract	General
Contract start date	01/02/2016
Contract end date	

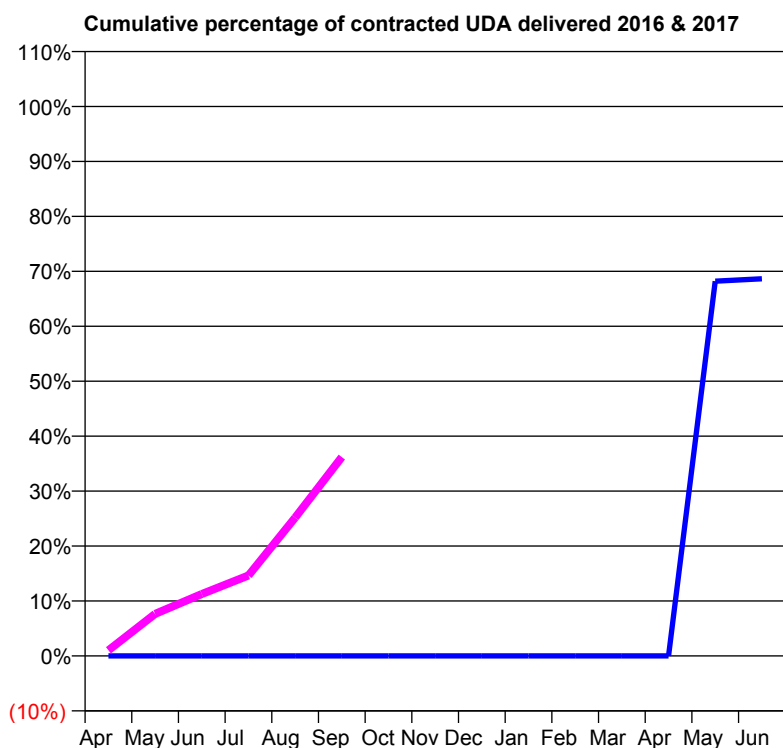
16/17 Contracted general activity (UDA)	1,359
Carry forward general activity (UDA)	-14
16/17 Contracted orthodontic activity (UOA)	0
Carry forward orthodontic activity (UOA)	0
Baseline contract value	£35,162.63

ACCESS*

Patients seen in 24 months	Total	Change since previous quarter
Quarter ending September 2015	0	
Quarter ending December 2015	0	
Quarter ending March 2016	0	
Quarter ending June 2016	184	↑
Quarter ending September 2016	316	↑
Variance since September 2015	N/A	



ACTIVITY



Month	Adjusted Scheduled Activity (UDA)	
	2016	2017
April	0	14
May	0	104
June	0	153
July	0	199
August	0	342
September	0	492
October	0	
November	0	
December	0	
January	0	
February	0	
March	0	
April	0	
May	155	
June	156	

QUALITY

	Quantity	Base Number	Contract	AT	Region	England
% of FP17s for the same patient ID Re-attending within 3 months - Children	31	325	9.5%	10.2%	11.8%	12.4%
% of FP17s for the same patient ID Re-attending within 3 months - Adults	6	72	8.3%	15.2%	16.6%	16.7%
% of FP17s for the same patient ID Re-attending between 3 & 9 months - Children	29	325	8.9%	61.4%	60.2%	57.4%
% of FP17s for the same patient ID Re-attending between 3 & 9 months - Adults	3	72	4.2%	53.1%	52.0%	50.5%
% of FP17s for Band 1 Urgent Courses	19	316	6.0%	8.1%	9.4%	9.1%
% of FP17s Relating to Free Repair or Replacements	0	316	0.0%	0.9%	0.7%	0.8%
% of FP17s Relating to Continuations	0	316	0.0%	1.5%	1.2%	1.3%
% of Patients satisfied with the dentistry they have received	0	0	N/A	94.9%	93.6%	93.2%
% of Patients satisfied with the time they had to wait for an appointment	0	0	N/A	89.8%	89.1%	89.0%

* This is based on patients treated on this contract for their most recent course of treatment. Figures in italics indicate the base number of FP17s or Patient Questionnaire responses are less than 100. N/A is shown where the base number of responses is less than 10 during the period. % is calculated as Quantity/Base number*100

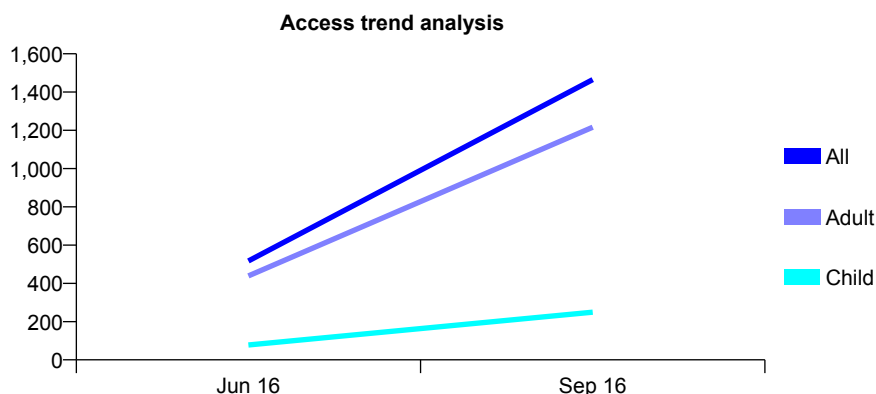
Q65 - Vital Signs At a Glance Contract Report for 100027/0000 - September 2016

Name or company name	Lympsham Dental Partnership
Contract type name	GDS Contract
Purpose of contract	General
Contract start date	01/02/2016
Contract end date	

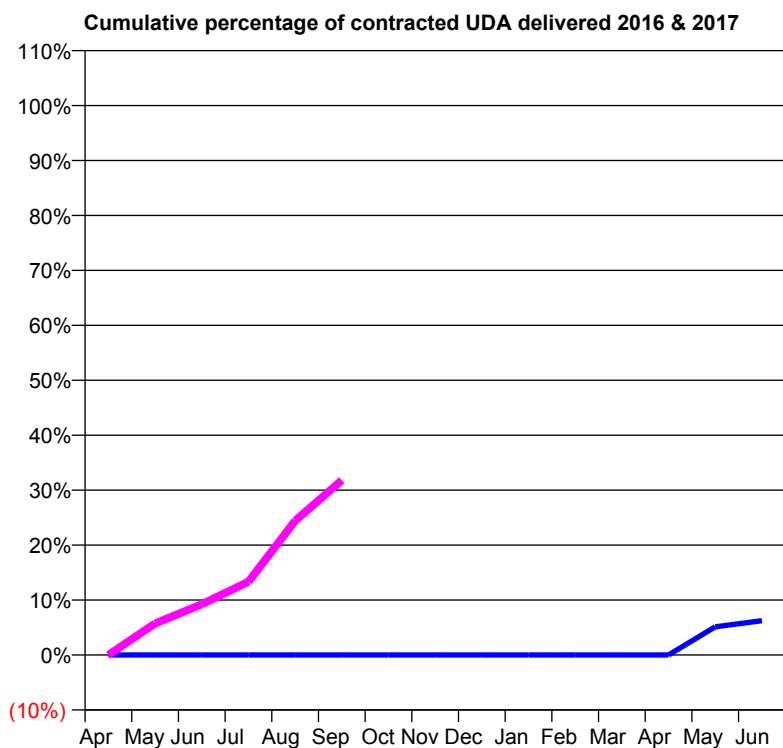
16/17 Contracted general activity (UDA)	13,238
Carry forward general activity (UDA)	0
16/17 Contracted orthodontic activity (UOA)	0
Carry forward orthodontic activity (UOA)	0
Baseline contract value	£304,350.94

ACCESS*

Patients seen in 24 months	Total	Change since previous quarter
Quarter ending September 2015	0	
Quarter ending December 2015	0	
Quarter ending March 2016	0	
Quarter ending June 2016	517	↑
Quarter ending September 2016	1,465	↑
Variance since September 2015	N/A	



ACTIVITY



Month	Adjusted Scheduled Activity (UDA)	
	2016	2017
April	0	0
May	0	760
June	0	1,223
July	0	1,766
August	0	3,233
September	0	4,210
October	0	
November	0	
December	0	
January	0	
February	0	
March	0	
April	0	
May	113	
June	138	

QUALITY

	Quantity	Base Number	Contract	AT	Region	England
% of FP17s for the same patient ID Re-attending within 3 months - Children	7	270	2.6%	10.2%	11.8%	12.4%
% of FP17s for the same patient ID Re-attending within 3 months - Adults	108	1,405	7.7%	15.2%	16.6%	16.7%
% of FP17s for the same patient ID Re-attending between 3 & 9 months - Children	6	270	2.2%	61.4%	60.2%	57.4%
% of FP17s for the same patient ID Re-attending between 3 & 9 months - Adults	26	1,405	1.9%	53.1%	52.0%	50.5%
% of FP17s for Band 1 Urgent Courses	127	1,601	7.9%	8.1%	9.4%	9.1%
% of FP17s Relating to Free Repair or Replacements	9	1,601	0.6%	0.9%	0.7%	0.8%
% of FP17s Relating to Continuations	16	1,601	1.0%	1.5%	1.2%	1.3%
% of Patients satisfied with the dentistry they have received	0	0	N/A	94.9%	93.6%	93.2%
% of Patients satisfied with the time they had to wait for an appointment	0	0	N/A	89.8%	89.1%	89.0%

* This is based on patients treated on this contract for their most recent course of treatment. Figures in italics indicate the base number of FP17s or Patient Questionnaire responses are less than 100. N/A is shown where the base number of responses is less than 10 during the period. % is calculated as Quantity/Base number*100

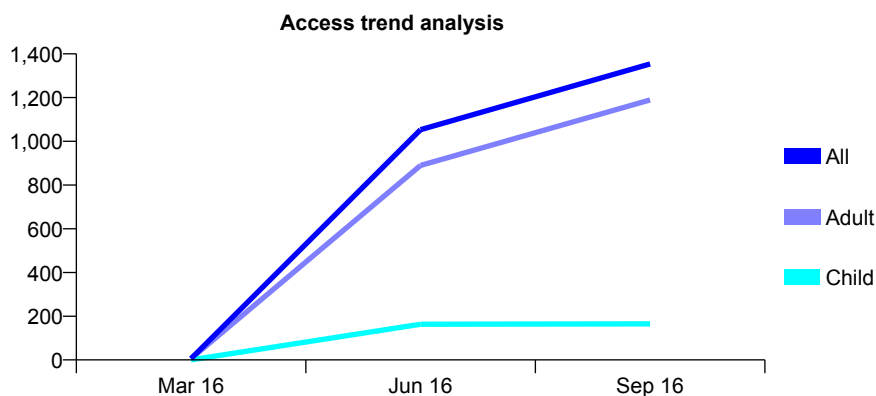
Q65 - Vital Signs At a Glance Contract Report for 100030/0000 - September 2016

Name or company name	Burnham House Dental Partnership
Contract type name	GDS Contract
Purpose of contract	General
Contract start date	01/02/2016
Contract end date	

16/17 Contracted general activity (UDA)	8,740
Carry forward general activity (UDA)	0
16/17 Contracted orthodontic activity (UOA)	0
Carry forward orthodontic activity (UOA)	0
Baseline contract value	£163,995.86

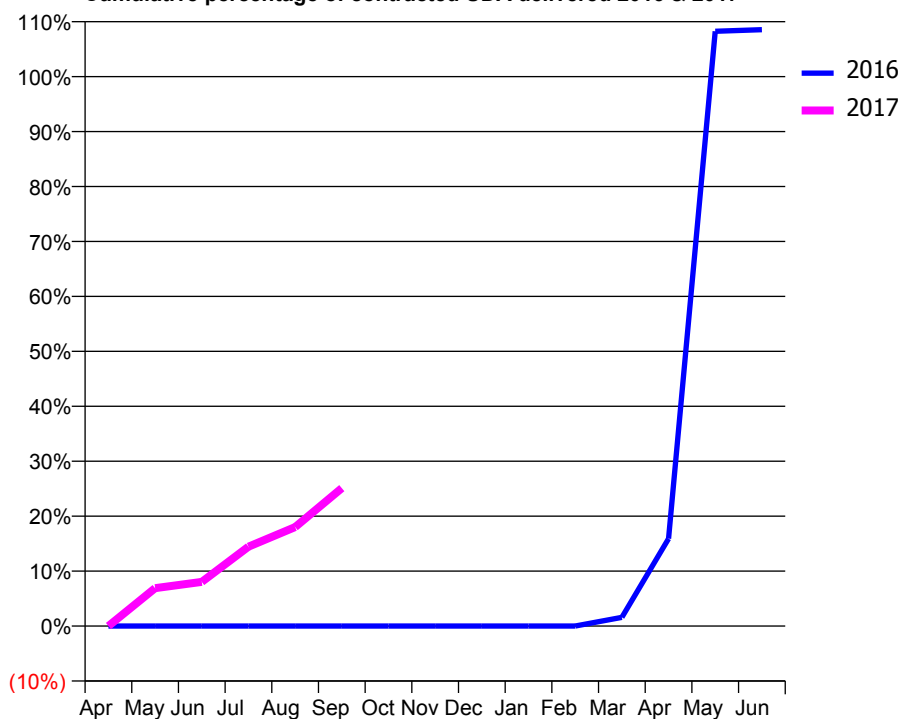
ACCESS*

Patients seen in 24 months	Total	Change since previous quarter
Quarter ending September 2015	0	
Quarter ending December 2015	0	
Quarter ending March 2016	6	
Quarter ending June 2016	1,053	↑
Quarter ending September 2016	1,354	↑
Variance since September 2015	N/A	



ACTIVITY

Cumulative percentage of contracted UDA delivered 2016 & 2017



Month	Adjusted Scheduled Activity (UDA)	
	2016	2017
April	0	2
May	0	603
June	0	703
July	0	1,264
August	0	1,575
September	0	2,194
October	0	
November	0	
December	0	
January	0	
February	0	
March	23	
April	232	
May	1,577	
June	1,581	

QUALITY

	Quantity	Base Number	Contract	AT	Region	England
% of FP17s for the same patient ID Re-attending within 3 months - Children	5	216	2.3%	10.2%	11.8%	12.4%
% of FP17s for the same patient ID Re-attending within 3 months - Adults	79	1,530	5.2%	15.2%	16.6%	16.7%
% of FP17s for the same patient ID Re-attending between 3 & 9 months - Children	8	216	3.7%	61.4%	60.2%	57.4%
% of FP17s for the same patient ID Re-attending between 3 & 9 months - Adults	120	1,530	7.8%	53.1%	52.0%	50.5%
% of FP17s for Band 1 Urgent Courses	32	942	3.4%	8.1%	9.4%	9.1%
% of FP17s Relating to Free Repair or Replacements	11	942	1.2%	0.9%	0.7%	0.8%
% of FP17s Relating to Continuations	15	942	1.6%	1.5%	1.2%	1.3%
% of Patients satisfied with the dentistry they have received	0	0	N/A	94.9%	93.6%	93.2%
% of Patients satisfied with the time they had to wait for an appointment	0	0	N/A	89.8%	89.1%	89.0%

* This is based on patients treated on this contract for their most recent course of treatment. Figures in italics indicate the base number of FP17s or Patient Questionnaire responses are less than 100. N/A is shown where the base number of responses is less than 10 during the period. % is calculated as Quantity/Base number*100

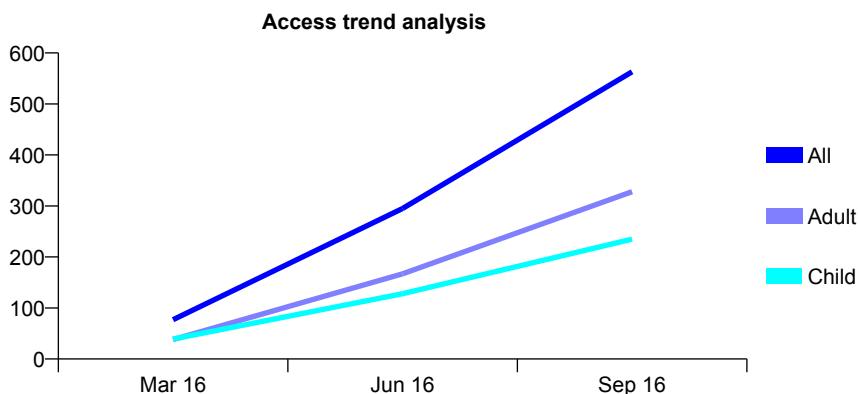
Q65 - Vital Signs At a Glance Contract Report for 100031/0000 - September 2016

Name or company name	Priory Road Dentalcare
Contract type name	GDS Contract
Purpose of contract	General
Contract start date	10/03/2016
Contract end date	

16/17 Contracted general activity (UDA)	2,268
Carry forward general activity (UDA)	0
16/17 Contracted orthodontic activity (UOA)	0
Carry forward orthodontic activity (UOA)	0
Baseline contract value	£52,767.27

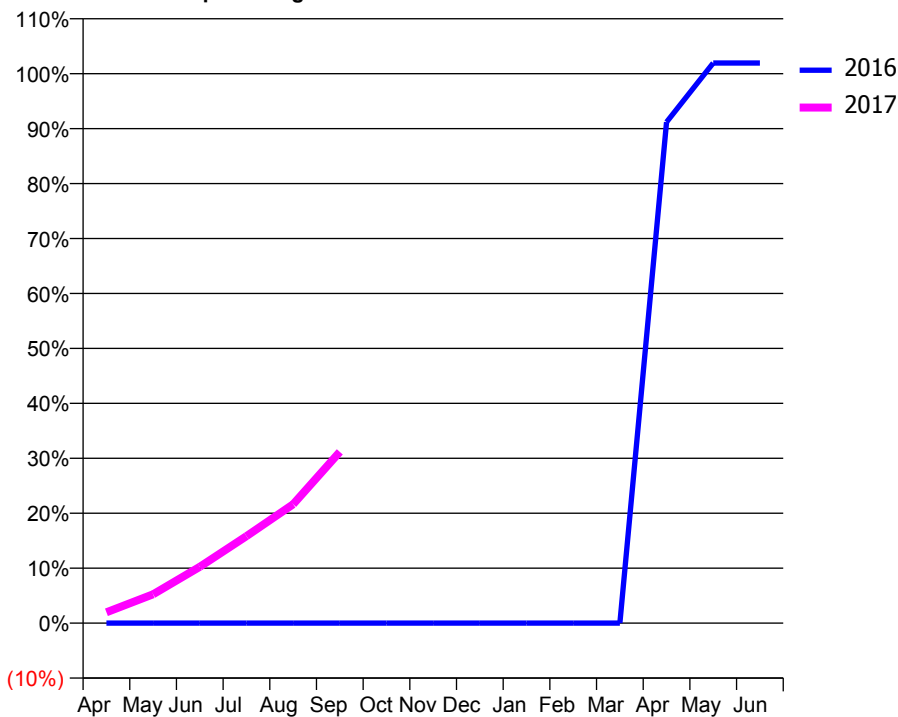
ACCESS*

Patients seen in 24 months	Total	Change since previous quarter
Quarter ending September 2015	0	
Quarter ending December 2015	0	
Quarter ending March 2016	77	
Quarter ending June 2016	295	↑
Quarter ending September 2016	563	↑
Variance since September 2015	N/A	



ACTIVITY

Cumulative percentage of contracted UDA delivered 2016 & 2017



Month	Adjusted Scheduled Activity (UDA)	
	2016	2017
April	0	45
May	0	119
June	0	233
July	0	359
August	0	491
September	0	707
October	0	
November	0	
December	0	
January	0	
February	0	
March	0	
April	122	
May	137	
June	137	

QUALITY

	Quantity	Base Number	Contract	AT	Region	England
% of FP17s for the same patient ID Re-attending within 3 months - Children	16	253	6.3%	10.2%	11.8%	12.4%
% of FP17s for the same patient ID Re-attending within 3 months - Adults	42	367	11.4%	15.2%	16.6%	16.7%
% of FP17s for the same patient ID Re-attending between 3 & 9 months - Children	7	253	2.8%	61.4%	60.2%	57.4%
% of FP17s for the same patient ID Re-attending between 3 & 9 months - Adults	13	367	3.5%	53.1%	52.0%	50.5%
% of FP17s for Band 1 Urgent Courses	71	512	13.9%	8.1%	9.4%	9.1%
% of FP17s Relating to Free Repair or Replacements	0	512	0.0%	0.9%	0.7%	0.8%
% of FP17s Relating to Continuations	0	512	0.0%	1.5%	1.2%	1.3%
% of Patients satisfied with the dentistry they have received	0	0	N/A	94.9%	93.6%	93.2%
% of Patients satisfied with the time they had to wait for an appointment	0	0	N/A	89.8%	89.1%	89.0%

* This is based on patients treated on this contract for their most recent course of treatment. Figures in italics indicate the base number of FP17s or Patient Questionnaire responses are less than 100. N/A is shown where the base number of responses is less than 10 during the period. % is calculated as Quantity/Base number*100

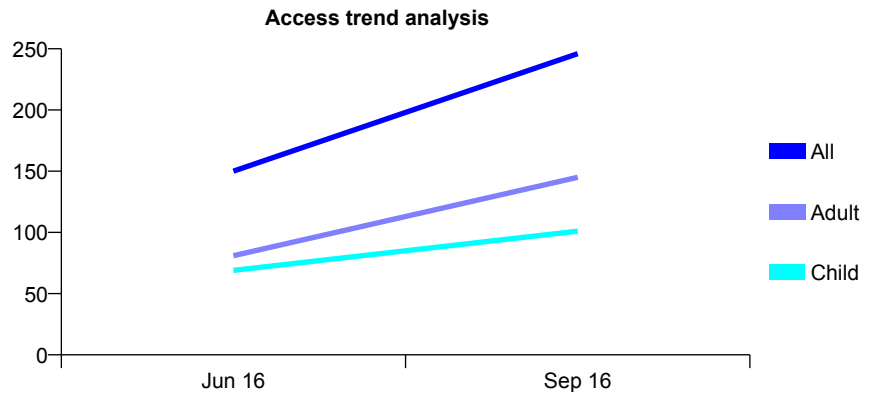
Q65 - Vital Signs At a Glance Contract Report for 100032/0000 - September 2016

Name or company name	Priority Road Dentalcare
Contract type name	GDS Contract
Purpose of contract	General
Contract start date	10/03/2016
Contract end date	

16/17 Contracted general activity (UDA)	850
Carry forward general activity (UDA)	0
16/17 Contracted orthodontic activity (UOA)	0
Carry forward orthodontic activity (UOA)	0
Baseline contract value	£17,383.71

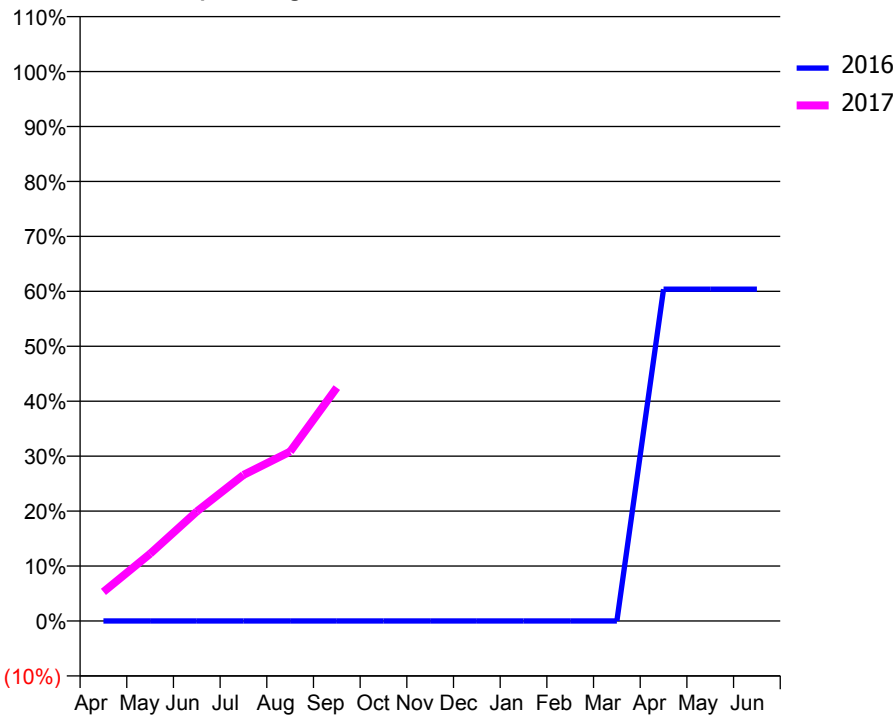
ACCESS*

Patients seen in 24 months	Total	Change since previous quarter
Quarter ending September 2015	0	
Quarter ending December 2015	0	
Quarter ending March 2016	0	
Quarter ending June 2016	150	↑
Quarter ending September 2016	246	↑
Variance since September 2015	N/A	



ACTIVITY

Cumulative percentage of contracted UDA delivered 2016 & 2017



Month	Adjusted Scheduled Activity (UDA)	
	2016	2017
April	0	45
May	0	104
June	0	169
July	0	226
August	0	262
September	0	361
October	0	
November	0	
December	0	
January	0	
February	0	
March	0	
April	30	
May	30	
June	30	

QUALITY

	Quantity	Base Number	Contract	AT	Region	England
% of FP17s for the same patient ID Re-attending within 3 months - Children	0	104	0.0%	10.2%	11.8%	12.4%
% of FP17s for the same patient ID Re-attending within 3 months - Adults	6	154	3.9%	15.2%	16.6%	16.7%
% of FP17s for the same patient ID Re-attending between 3 & 9 months - Children	3	104	2.9%	61.4%	60.2%	57.4%
% of FP17s for the same patient ID Re-attending between 3 & 9 months - Adults	5	154	3.2%	53.1%	52.0%	50.5%
% of FP17s for Band 1 Urgent Courses	10	227	4.4%	8.1%	9.4%	9.1%
% of FP17s Relating to Free Repair or Replacements	0	227	0.0%	0.9%	0.7%	0.8%
% of FP17s Relating to Continuations	0	227	0.0%	1.5%	1.2%	1.3%
% of Patients satisfied with the dentistry they have received	0	0	N/A	94.9%	93.6%	93.2%
% of Patients satisfied with the time they had to wait for an appointment	0	0	N/A	89.8%	89.1%	89.0%

* This is based on patients treated on this contract for their most recent course of treatment. Figures in italics indicate the base number of FP17s or Patient Questionnaire responses are less than 100. N/A is shown where the base number of responses is less than 10 during the period. % is calculated as Quantity/Base number*100

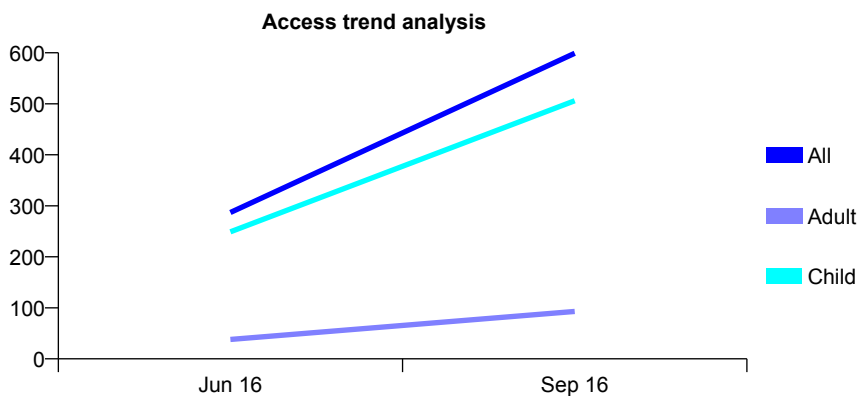
Q65 - Vital Signs At a Glance Contract Report for 100071/0000 - September 2016

Name or company name	Yarde House Partnership
Contract type name	GDS Contract
Purpose of contract	General
Contract start date	24/03/2016
Contract end date	

16/17 Contracted general activity (UDA)	2,600
Carry forward general activity (UDA)	0
16/17 Contracted orthodontic activity (UOA)	0
Carry forward orthodontic activity (UOA)	0
Baseline contract value	£63,673.96

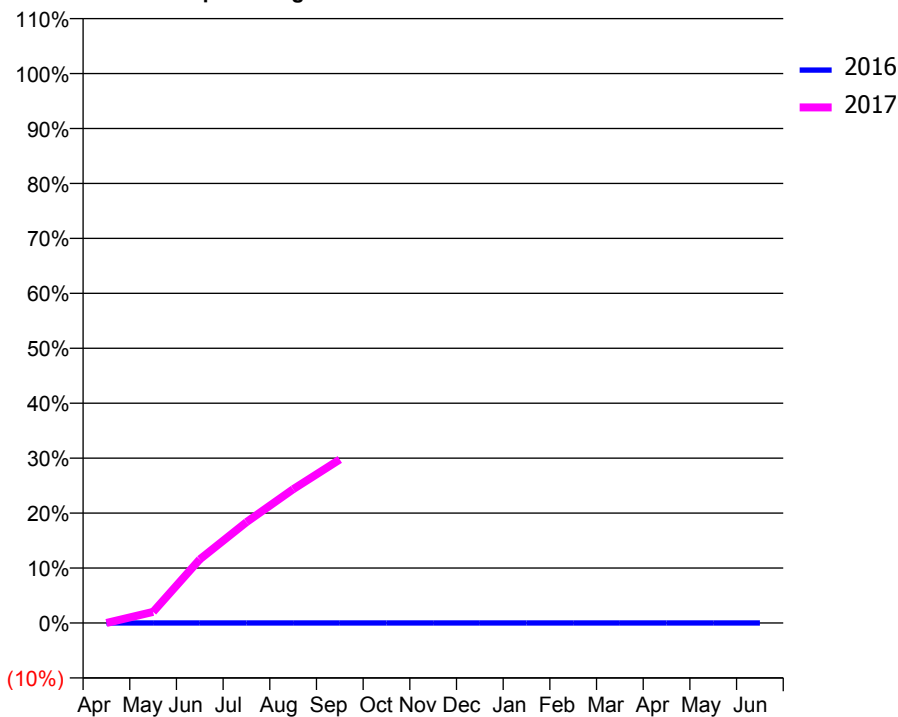
ACCESS*

Patients seen in 24 months	Total	Change since previous quarter
Quarter ending September 2015	0	
Quarter ending December 2015	0	
Quarter ending March 2016	0	
Quarter ending June 2016	287	↑
Quarter ending September 2016	599	↑
Variance since September 2015	N/A	



ACTIVITY

Cumulative percentage of contracted UDA delivered 2016 & 2017



Month	Adjusted Scheduled Activity (UDA)	
	2016	2017
April	0	0
May	0	53
June	0	301
July	0	477
August	0	633
September	0	774
October	0	
November	0	
December	0	
January	0	
February	0	
March	0	
April	0	
May	0	
June	0	

QUALITY

	Quantity	Base Number	Contract	AT	Region	England
% of FP17s for the same patient ID Re-attending within 3 months - Children	9	535	1.7%	10.2%	11.8%	12.4%
% of FP17s for the same patient ID Re-attending within 3 months - Adults	2	88	2.3%	15.2%	16.6%	16.7%
% of FP17s for the same patient ID Re-attending between 3 & 9 months - Children	5	535	0.9%	61.4%	60.2%	57.4%
% of FP17s for the same patient ID Re-attending between 3 & 9 months - Adults	1	88	1.1%	53.1%	52.0%	50.5%
% of FP17s for Band 1 Urgent Courses	18	623	2.9%	8.1%	9.4%	9.1%
% of FP17s Relating to Free Repair or Replacements	0	623	0.0%	0.9%	0.7%	0.8%
% of FP17s Relating to Continuations	0	623	0.0%	1.5%	1.2%	1.3%
% of Patients satisfied with the dentistry they have received	0	0	N/A	94.9%	93.6%	93.2%
% of Patients satisfied with the time they had to wait for an appointment	0	0	N/A	89.8%	89.1%	89.0%

* This is based on patients treated on this contract for their most recent course of treatment. Figures in italics indicate the base number of FP17s or Patient Questionnaire responses are less than 100. N/A is shown where the base number of responses is less than 10 during the period. % is calculated as Quantity/Base number*100

Q65 - Vital Signs At a Glance Contract Report for 100077/0000 - September 2016


Name or company name	Church Road Dental Clinic
Contract type name	GDS Contract
Purpose of contract	General
Contract start date	01/04/2016
Contract end date	

16/17 Contracted general activity (UDA)	668
Carry forward general activity (UDA)	0
16/17 Contracted orthodontic activity (UOA)	0
Carry forward orthodontic activity (UOA)	0
Baseline contract value	£15,301.00

ACCESS*

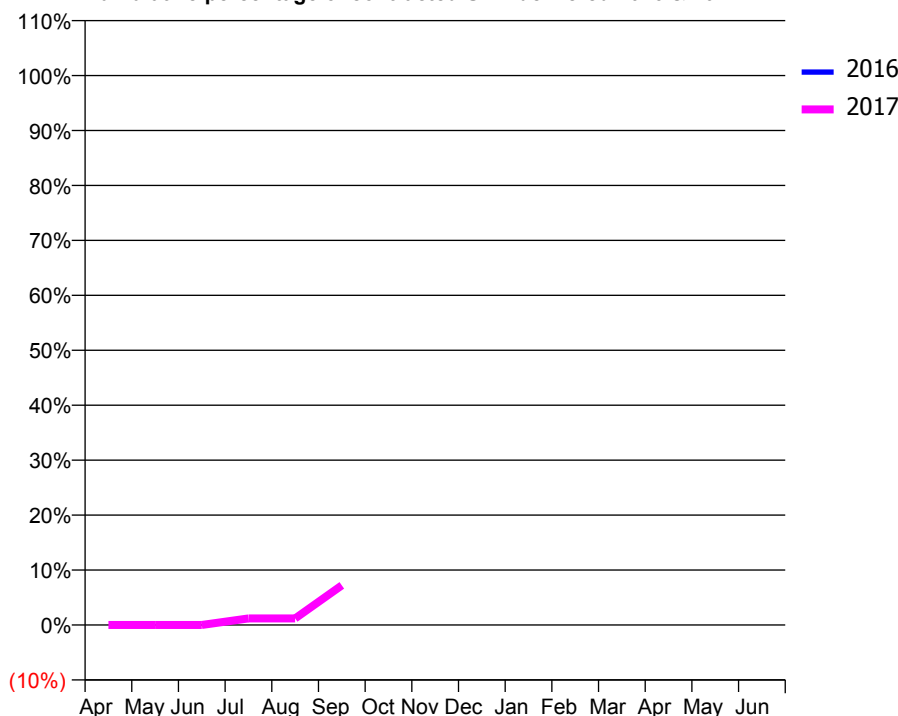
Patients seen in 24 months	Total	Change since previous quarter
Quarter ending September 2015	0	
Quarter ending December 2015	0	
Quarter ending March 2016	0	
Quarter ending June 2016	0	
Quarter ending September 2016	36	↑
Variance since September 2015	N/A	

Access trend analysis



ACTIVITY

Cumulative percentage of contracted UDA delivered 2016 & 2017



Month	Adjusted Scheduled Activity (UDA)	
	2016	2017
April	0	0
May	0	0
June	0	0
July	0	8
August	0	8
September	0	48
October	0	
November	0	
December	0	
January	0	
February	0	
March	0	
April	0	
May	0	
June	0	

QUALITY

	Quantity	Base Number	Contract	AT	Region	England
% of FP17s for the same patient ID Re-attending within 3 months - Children	0	20	0.0%	10.2%	11.8%	12.4%
% of FP17s for the same patient ID Re-attending within 3 months - Adults	0	16	0.0%	15.2%	16.6%	16.7%
% of FP17s for the same patient ID Re-attending between 3 & 9 months - Children	0	20	0.0%	61.4%	60.2%	57.4%
% of FP17s for the same patient ID Re-attending between 3 & 9 months - Adults	0	16	0.0%	53.1%	52.0%	50.5%
% of FP17s for Band 1 Urgent Courses	1	36	2.8%	8.1%	9.4%	9.1%
% of FP17s Relating to Free Repair or Replacements	0	36	0.0%	0.9%	0.7%	0.8%
% of FP17s Relating to Continuations	0	36	0.0%	1.5%	1.2%	1.3%
% of Patients satisfied with the dentistry they have received	0	0	N/A	94.9%	93.6%	93.2%
% of Patients satisfied with the time they had to wait for an appointment	0	0	N/A	89.8%	89.1%	89.0%

* This is based on patients treated on this contract for their most recent course of treatment. Figures in italics indicate the base number of FP17s or Patient Questionnaire responses are less than 100. N/A is shown where the base number of responses is less than 10 during the period. % is calculated as Quantity/Base number*100

Q65 - Vital Signs At a Glance Contract Report for 100078/0000 - September 2016


Name or company name	Church Road Dental Clinic
Contract type name	GDS Contract
Purpose of contract	General
Contract start date	01/04/2016
Contract end date	

16/17 Contracted general activity (UDA)	894
Carry forward general activity (UDA)	0
16/17 Contracted orthodontic activity (UOA)	0
Carry forward orthodontic activity (UOA)	0
Baseline contract value	£22,797.52

ACCESS*

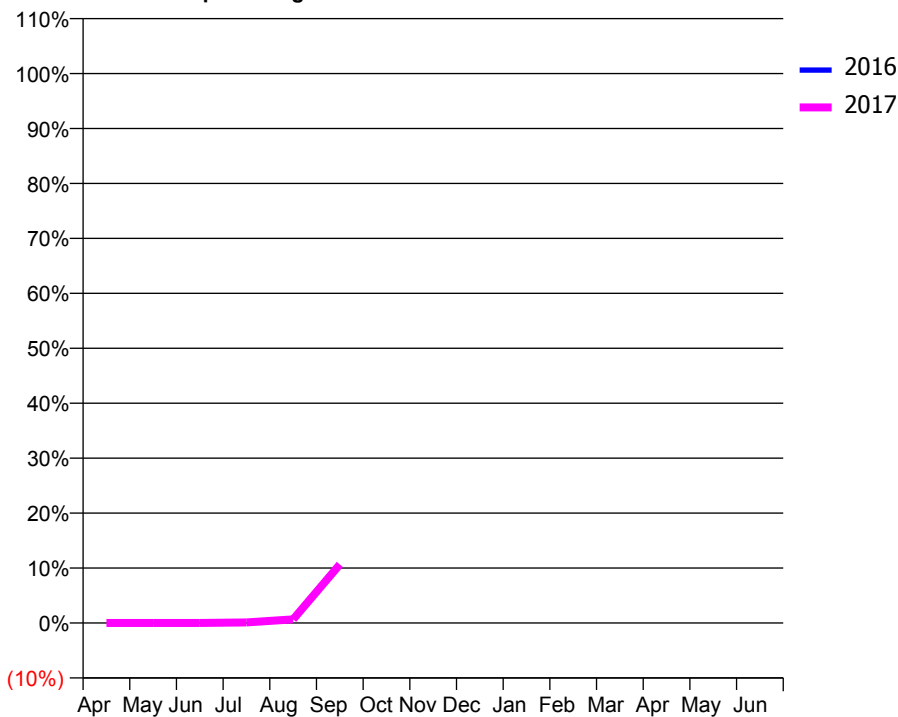
Patients seen in 24 months	Total	Change since previous quarter
Quarter ending September 2015	0	
Quarter ending December 2015	0	
Quarter ending March 2016	0	
Quarter ending June 2016	0	
Quarter ending September 2016	57	↑
Variance since September 2015	N/A	

Access trend analysis



ACTIVITY

Cumulative percentage of contracted UDA delivered 2016 & 2017



Month	Adjusted Scheduled Activity (UDA)	
	2016	2017
April	0	0
May	0	0
June	0	0
July	0	1
August	0	6
September	0	95
October	0	
November	0	
December	0	
January	0	
February	0	
March	0	
April	0	
May	0	
June	0	

QUALITY

	Quantity	Base Number	Contract	AT	Region	England
% of FP17s for the same patient ID Re-attending within 3 months - Children	0	34	0.0%	10.2%	11.8%	12.4%
% of FP17s for the same patient ID Re-attending within 3 months - Adults	0	26	0.0%	15.2%	16.6%	16.7%
% of FP17s for the same patient ID Re-attending between 3 & 9 months - Children	0	34	0.0%	61.4%	60.2%	57.4%
% of FP17s for the same patient ID Re-attending between 3 & 9 months - Adults	0	26	0.0%	53.1%	52.0%	50.5%
% of FP17s for Band 1 Urgent Courses	2	60	3.3%	8.1%	9.4%	9.1%
% of FP17s Relating to Free Repair or Replacements	0	60	0.0%	0.9%	0.7%	0.8%
% of FP17s Relating to Continuations	0	60	0.0%	1.5%	1.2%	1.3%
% of Patients satisfied with the dentistry they have received	0	0	N/A	94.9%	93.6%	93.2%
% of Patients satisfied with the time they had to wait for an appointment	0	0	N/A	89.8%	89.1%	89.0%

* This is based on patients treated on this contract for their most recent course of treatment. Figures in italics indicate the base number of FP17s or Patient Questionnaire responses are less than 100. N/A is shown where the base number of responses is less than 10 during the period. % is calculated as Quantity/Base number*100

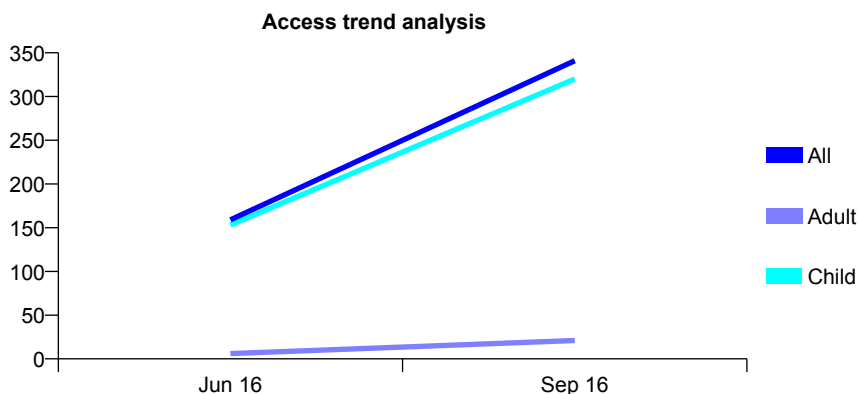
Q65 - Vital Signs At a Glance Contract Report for 100080/0000 - September 2016

Name or company name	Monika Molnar
Contract type name	GDS Contract
Purpose of contract	General
Contract start date	01/04/2016
Contract end date	

16/17 Contracted general activity (UDA)	1,611
Carry forward general activity (UDA)	0
16/17 Contracted orthodontic activity (UOA)	0
Carry forward orthodontic activity (UOA)	0
Baseline contract value	£36,727.35

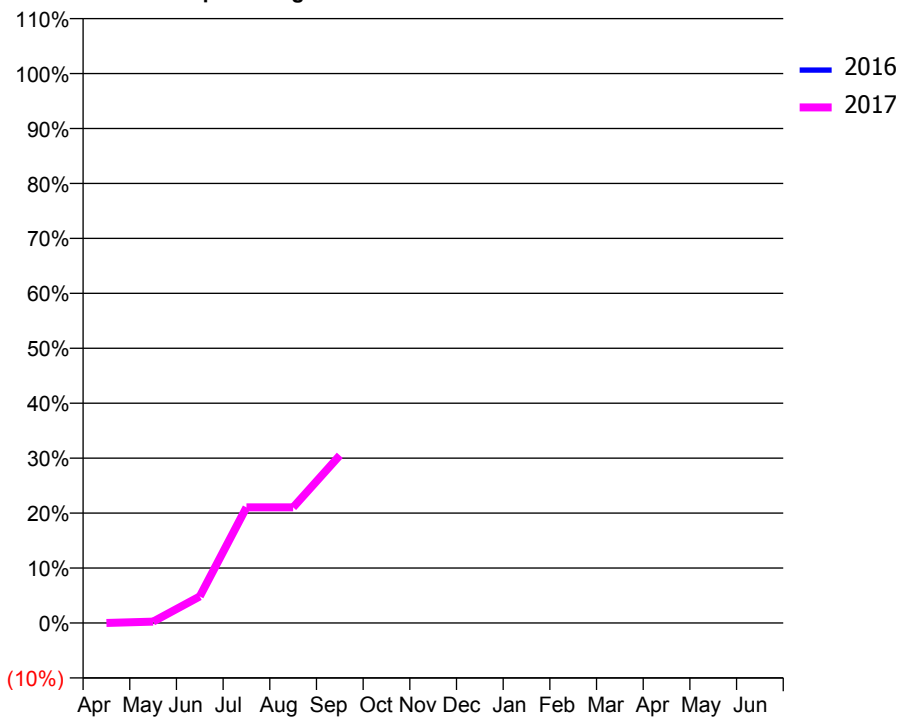
ACCESS*

Patients seen in 24 months	Total	Change since previous quarter
Quarter ending September 2015	0	
Quarter ending December 2015	0	
Quarter ending March 2016	0	
Quarter ending June 2016	159	↑
Quarter ending September 2016	341	↑
Variance since September 2015	N/A	



ACTIVITY

Cumulative percentage of contracted UDA delivered 2016 & 2017



Month	Adjusted Scheduled Activity (UDA)	
	2016	2017
April	0	0
May	0	4
June	0	78
July	0	339
August	0	339
September	0	492
October	0	
November	0	
December	0	
January	0	
February	0	
March	0	
April	0	
May	0	
June	0	

QUALITY

	Quantity	Base Number	Contract	AT	Region	England
% of FP17s for the same patient ID Re-attending within 3 months - Children	14	348	4.0%	10.2%	11.8%	12.4%
% of FP17s for the same patient ID Re-attending within 3 months - Adults	0	13	0.0%	15.2%	16.6%	16.7%
% of FP17s for the same patient ID Re-attending between 3 & 9 months - Children	8	348	2.3%	61.4%	60.2%	57.4%
% of FP17s for the same patient ID Re-attending between 3 & 9 months - Adults	0	13	0.0%	53.1%	52.0%	50.5%
% of FP17s for Band 1 Urgent Courses	9	361	2.5%	8.1%	9.4%	9.1%
% of FP17s Relating to Free Repair or Replacements	0	361	0.0%	0.9%	0.7%	0.8%
% of FP17s Relating to Continuations	0	361	0.0%	1.5%	1.2%	1.3%
% of Patients satisfied with the dentistry they have received	0	0	N/A	94.9%	93.6%	93.2%
% of Patients satisfied with the time they had to wait for an appointment	0	0	N/A	89.8%	89.1%	89.0%

* This is based on patients treated on this contract for their most recent course of treatment. Figures in italics indicate the base number of FP17s or Patient Questionnaire responses are less than 100. N/A is shown where the base number of responses is less than 10 during the period. % is calculated as Quantity/Base number*100

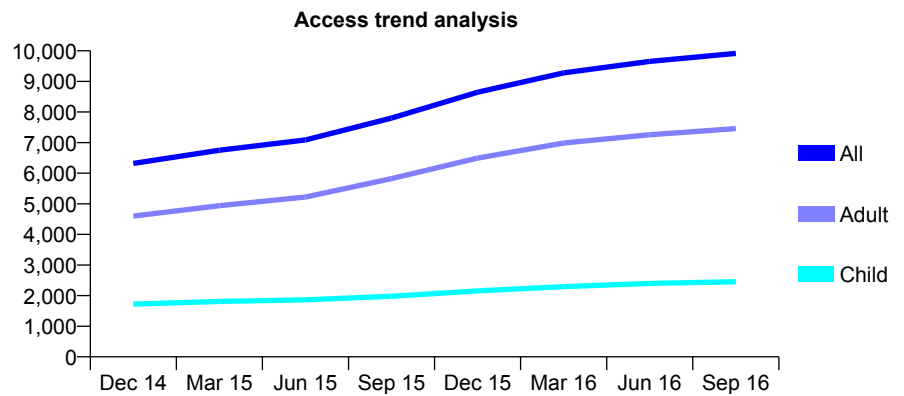
Q65 - Vital Signs At a Glance Contract Report for 101192/0002 - September 2016

Name or company name	Community Dental Centres Ltd
Contract type name	GDS Contract
Purpose of contract	General
Contract start date	01/04/2006
Contract end date	

16/17 Contracted general activity (UDA)	45,767
Carry forward general activity (UDA)	1,057
16/17 Contracted orthodontic activity (UOA)	0
Carry forward orthodontic activity (UOA)	0
Baseline contract value	£1,088,883.76

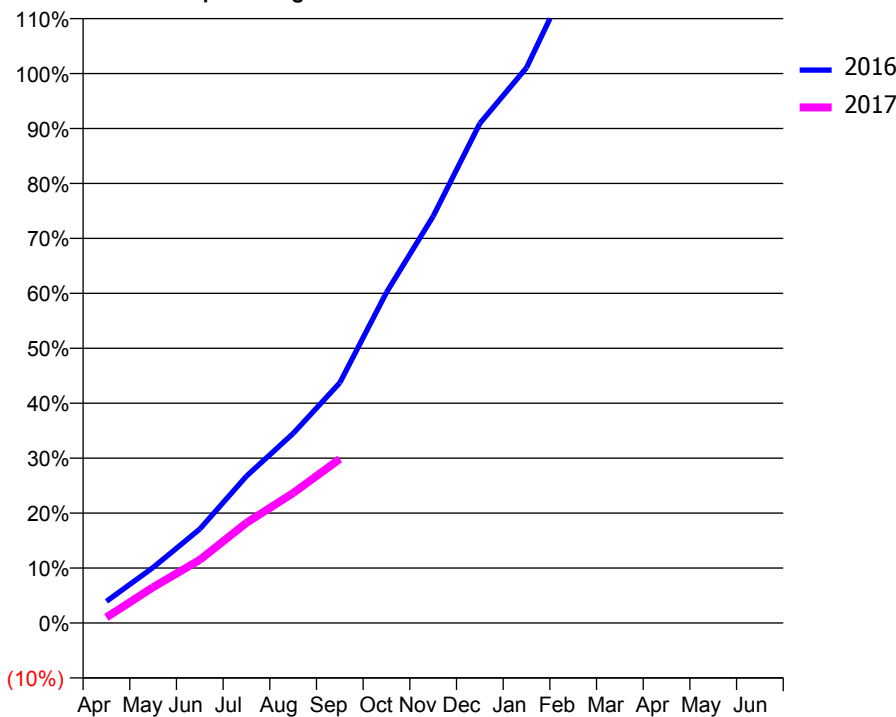
ACCESS*

Patients seen in 24 months	Total	Change since previous quarter
Quarter ending September 2015	7,802	
Quarter ending December 2015	8,646	↑
Quarter ending March 2016	9,280	↑
Quarter ending June 2016	9,654	↑
Quarter ending September 2016	9,915	↑
Variance since September 2015	27.1%	↑



ACTIVITY

Cumulative percentage of contracted UDA delivered 2016 & 2017



Month	Adjusted Scheduled Activity (UDA)	
	2016	2017
April	767	476
May	1,968	2,984
June	3,323	5,261
July	5,198	8,348
August	6,709	10,821
September	8,503	13,663
October	11,702	
November	14,401	
December	17,682	
January	19,659	
February	23,101	
March	26,042	
April	28,089	
May	28,090	
June	28,096	

QUALITY

	Quantity	Base Number	Contract	AT	Region	England
% of FP17s for the same patient ID Re-attending within 3 months - Children	154	2,024	7.6%	10.2%	11.8%	12.4%
% of FP17s for the same patient ID Re-attending within 3 months - Adults	850	5,759	14.8%	15.2%	16.6%	16.7%
% of FP17s for the same patient ID Re-attending between 3 & 9 months - Children	1,223	2,024	60.4%	61.4%	60.2%	57.4%
% of FP17s for the same patient ID Re-attending between 3 & 9 months - Adults	3,025	5,759	52.5%	53.1%	52.0%	50.5%
% of FP17s for Band 1 Urgent Courses	495	6,726	7.4%	8.1%	9.4%	9.1%
% of FP17s Relating to Free Repair or Replacements	51	6,726	0.8%	0.9%	0.7%	0.8%
% of FP17s Relating to Continuations	175	6,726	2.6%	1.5%	1.2%	1.3%
% of Patients satisfied with the dentistry they have received	15	17	88.2%	94.9%	93.6%	93.2%
% of Patients satisfied with the time they had to wait for an appointment	16	17	94.1%	89.8%	89.1%	89.0%

* This is based on patients treated on this contract for their most recent course of treatment. Figures in italics indicate the base number of FP17s or Patient Questionnaire responses are less than 100. N/A is shown where the base number of responses is less than 10 during the period. % is calculated as Quantity/Base number*100

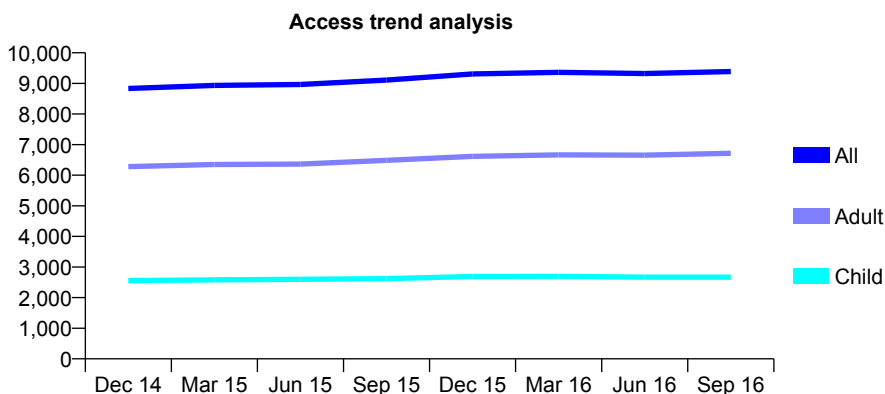
Q65 - Vital Signs At a Glance Contract Report for 101192/0006 - September 2016

Name or company name	Community Dental Centres Ltd
Contract type name	GDS Contract
Purpose of contract	General
Contract start date	01/04/2006
Contract end date	

16/17 Contracted general activity (UDA)	28,047
Carry forward general activity (UDA)	0
16/17 Contracted orthodontic activity (UOA)	0
Carry forward orthodontic activity (UOA)	0
Baseline contract value	£731,384.08

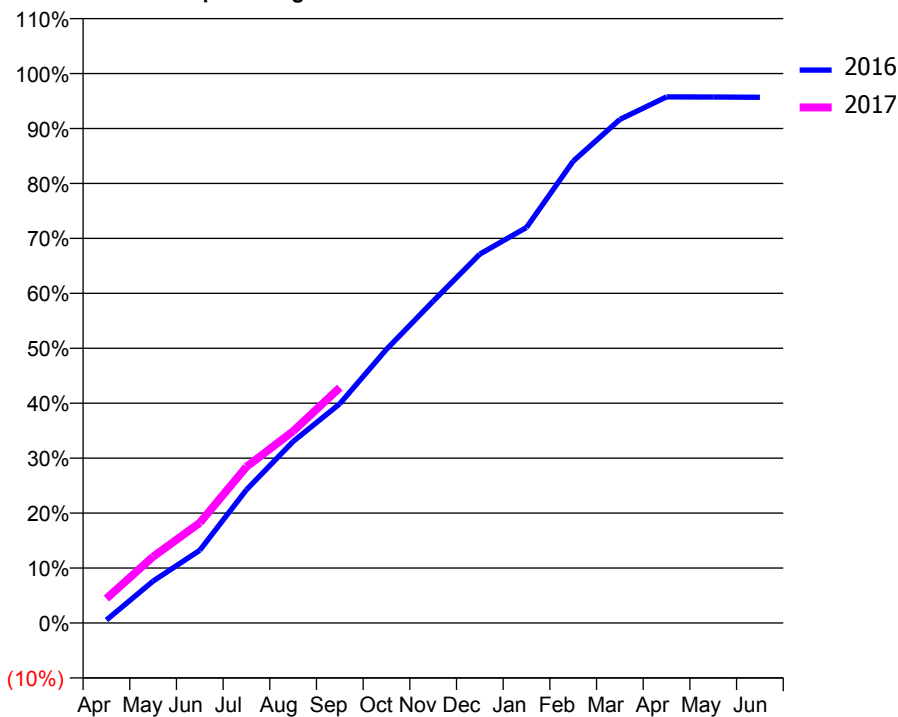
ACCESS*

Patients seen in 24 months	Total	Change since previous quarter
Quarter ending September 2015	9,108	
Quarter ending December 2015	9,308	↑
Quarter ending March 2016	9,360	→
Quarter ending June 2016	9,324	→
Quarter ending September 2016	9,386	→
Variance since September 2015	3.1%	↑



ACTIVITY

Cumulative percentage of contracted UDA delivered 2016 & 2017



Adjusted Scheduled Activity (UDA)

Month	2016	2017
April	156	1,248
May	2,144	3,383
June	3,711	5,114
July	6,799	7,976
August	9,265	9,792
September	11,191	12,020
October	13,971	
November	16,426	
December	18,832	
January	20,194	
February	23,576	
March	25,704	
April	26,850	
May	26,846	
June	26,833	

QUALITY

	Quantity	Base Number	Contract	AT	Region	England
% of FP17s for the same patient ID Re-attending within 3 months - Children	104	2,076	5.0%	10.2%	11.8%	12.4%
% of FP17s for the same patient ID Re-attending within 3 months - Adults	365	4,232	8.6%	15.2%	16.6%	16.7%
% of FP17s for the same patient ID Re-attending between 3 & 9 months - Children	1,388	2,076	66.9%	61.4%	60.2%	57.4%
% of FP17s for the same patient ID Re-attending between 3 & 9 months - Adults	2,336	4,232	55.2%	53.1%	52.0%	50.5%
% of FP17s for Band 1 Urgent Courses	258	5,884	4.4%	8.1%	9.4%	9.1%
% of FP17s Relating to Free Repair or Replacements	20	5,884	0.3%	0.9%	0.7%	0.8%
% of FP17s Relating to Continuations	100	5,884	1.7%	1.5%	1.2%	1.3%
% of Patients satisfied with the dentistry they have received	13	13	100.0%	94.9%	93.6%	93.2%
% of Patients satisfied with the time they had to wait for an appointment	12	13	92.3%	89.8%	89.1%	89.0%

* This is based on patients treated on this contract for their most recent course of treatment. Figures in italics indicate the base number of FP17s or Patient Questionnaire responses are less than 100. N/A is shown where the base number of responses is less than 10 during the period. % is calculated as Quantity/Base number*100

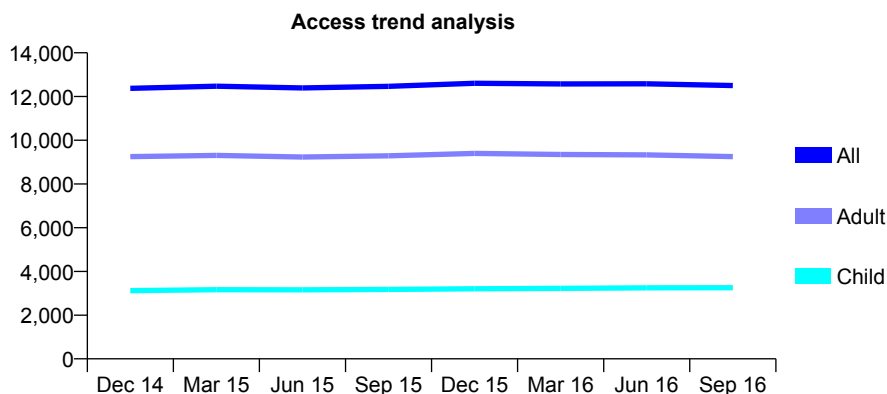
Q65 - Vital Signs At a Glance Contract Report for 101192/0009 - September 2016

Name or company name	Community Dental Centres Ltd
Contract type name	GDS Contract
Purpose of contract	General
Contract start date	01/04/2006
Contract end date	

16/17 Contracted general activity (UDA)	41,308
Carry forward general activity (UDA)	0
16/17 Contracted orthodontic activity (UOA)	0
Carry forward orthodontic activity (UOA)	0
Baseline contract value	£1,061,664.89

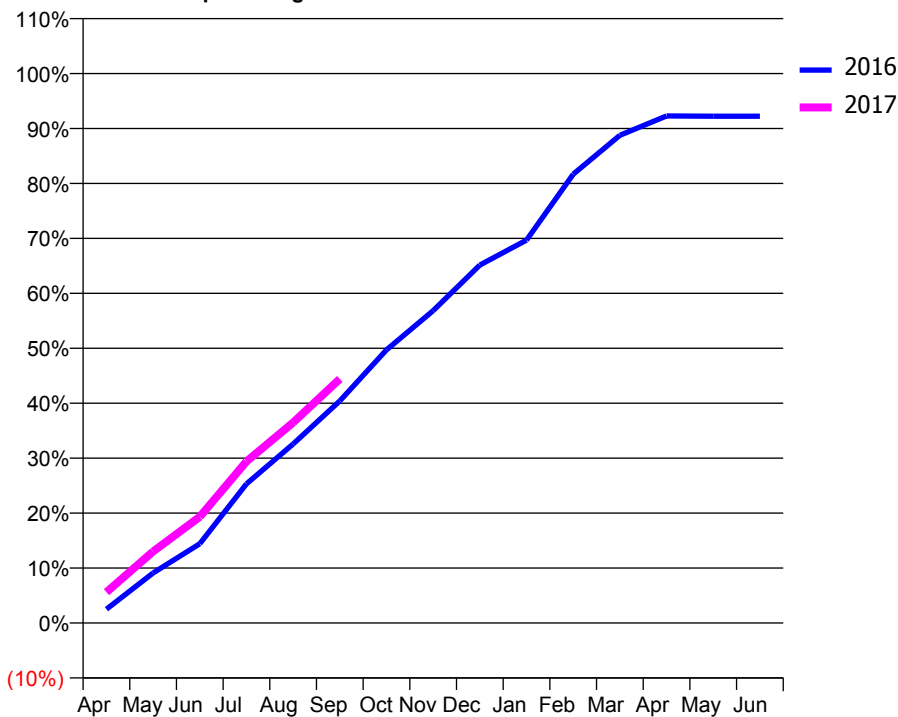
ACCESS*

Patients seen in 24 months	Total	Change since previous quarter
Quarter ending September 2015	12,464	
Quarter ending December 2015	12,607	→
Quarter ending March 2016	12,575	→
Quarter ending June 2016	12,581	→
Quarter ending September 2016	12,505	→
Variance since September 2015	0.3%	→



ACTIVITY

Cumulative percentage of contracted UDA delivered 2016 & 2017



Month	Adjusted Scheduled Activity (UDA)	
	2016	2017
April	1,035	2,323
May	3,760	5,381
June	5,960	7,983
July	10,464	12,143
August	13,459	15,069
September	16,698	18,352
October	20,532	
November	23,481	
December	26,907	
January	28,783	
February	33,732	
March	36,666	
April	38,115	
May	38,100	
June	38,100	

QUALITY

	Quantity	Base Number	Contract	AT	Region	England
% of FP17s for the same patient ID Re-attending within 3 months - Children	275	2,613	10.5%	10.2%	11.8%	12.4%
% of FP17s for the same patient ID Re-attending within 3 months - Adults	1,133	6,493	17.4%	15.2%	16.6%	16.7%
% of FP17s for the same patient ID Re-attending between 3 & 9 months - Children	1,463	2,613	56.0%	61.4%	60.2%	57.4%
% of FP17s for the same patient ID Re-attending between 3 & 9 months - Adults	3,253	6,493	50.1%	53.1%	52.0%	50.5%
% of FP17s for Band 1 Urgent Courses	1,028	8,366	12.3%	8.1%	9.4%	9.1%
% of FP17s Relating to Free Repair or Replacements	74	8,366	0.9%	0.9%	0.7%	0.8%
% of FP17s Relating to Continuations	167	8,366	2.0%	1.5%	1.2%	1.3%
% of Patients satisfied with the dentistry they have received	9	10	90.0%	94.9%	93.6%	93.2%
% of Patients satisfied with the time they had to wait for an appointment	10	10	100.0%	89.8%	89.1%	89.0%

* This is based on patients treated on this contract for their most recent course of treatment. Figures in italics indicate the base number of FP17s or Patient Questionnaire responses are less than 100. N/A is shown where the base number of responses is less than 10 during the period. % is calculated as Quantity/Base number*100

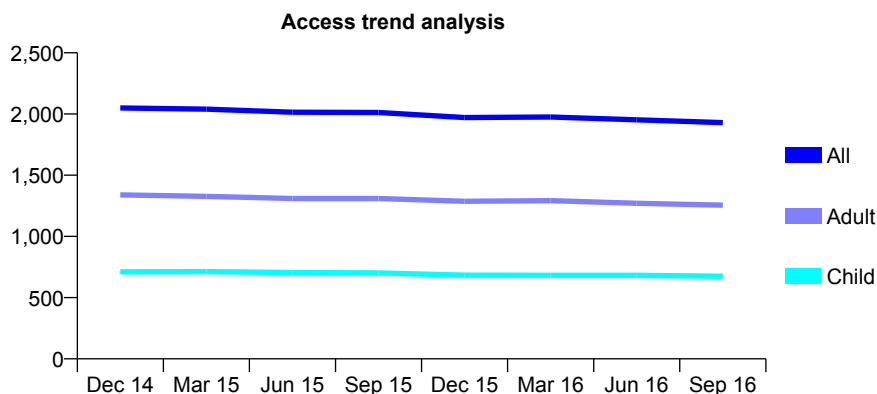
Q65 - Vital Signs At a Glance Contract Report for 101281/0080 - September 2016

Name or company name	OASIS DENTAL CARE LTD
Contract type name	GDS Contract
Purpose of contract	General
Contract start date	01/04/2006
Contract end date	

16/17 Contracted general activity (UDA)	4,535
Carry forward general activity (UDA)	0
16/17 Contracted orthodontic activity (UOA)	0
Carry forward orthodontic activity (UOA)	0
Baseline contract value	£95,822.72

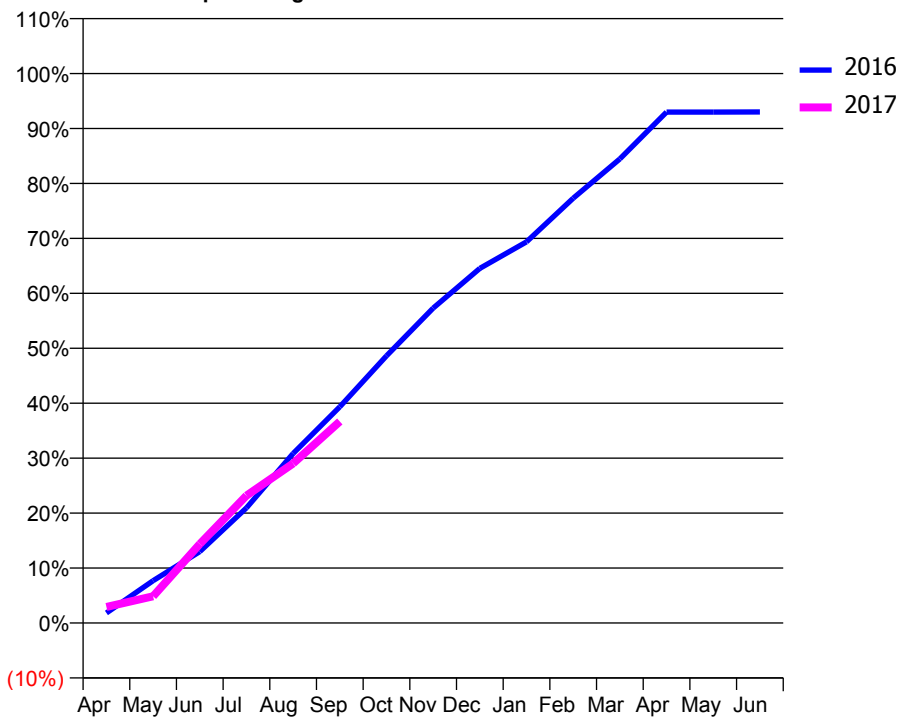
ACCESS*

Patients seen in 24 months	Total	Change since previous quarter
Quarter ending September 2015	2,012	
Quarter ending December 2015	1,971	↓
Quarter ending March 2016	1,975	→
Quarter ending June 2016	1,953	↓
Quarter ending September 2016	1,930	↓
Variance since September 2015	(4.1%)	↓



ACTIVITY

Cumulative percentage of contracted UDA delivered 2016 & 2017



Adjusted Scheduled Activity (UDA)

Month	2016	2017
April	83	133
May	349	221
June	589	652
July	950	1,052
August	1,399	1,316
September	1,785	1,664
October	2,204	
November	2,599	
December	2,927	
January	3,146	
February	3,505	
March	3,830	
April	4,217	
May	4,217	
June	4,218	

QUALITY

	Quantity	Base Number	Contract	AT	Region	England
% of FP17s for the same patient ID Re-attending within 3 months - Children	10	423	2.4%	10.2%	11.8%	12.4%
% of FP17s for the same patient ID Re-attending within 3 months - Adults	96	756	12.7%	15.2%	16.6%	16.7%
% of FP17s for the same patient ID Re-attending between 3 & 9 months - Children	257	423	60.8%	61.4%	60.2%	57.4%
% of FP17s for the same patient ID Re-attending between 3 & 9 months - Adults	362	756	47.9%	53.1%	52.0%	50.5%
% of FP17s for Band 1 Urgent Courses	29	988	2.9%	8.1%	9.4%	9.1%
% of FP17s Relating to Free Repair or Replacements	2	988	0.2%	0.9%	0.7%	0.8%
% of FP17s Relating to Continuations	21	988	2.1%	1.5%	1.2%	1.3%
% of Patients satisfied with the dentistry they have received	2	2	N/A	94.9%	93.6%	93.2%
% of Patients satisfied with the time they had to wait for an appointment	1	2	N/A	89.8%	89.1%	89.0%

* This is based on patients treated on this contract for their most recent course of treatment. Figures in italics indicate the base number of FP17s or Patient Questionnaire responses are less than 100. N/A is shown where the base number of responses is less than 10 during the period. % is calculated as Quantity/Base number*100

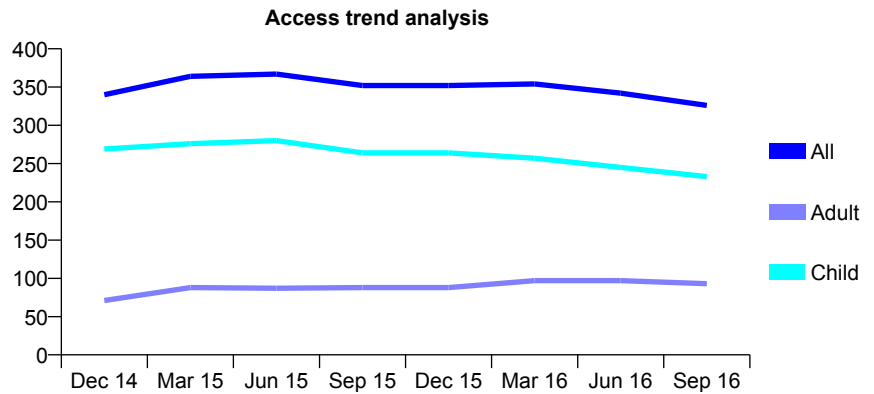
Q65 - Vital Signs At a Glance Contract Report for 101281/0085 - September 2016

Name or company name	OASIS DENTAL CARE LTD
Contract type name	GDS Contract
Purpose of contract	General
Contract start date	01/04/2006
Contract end date	

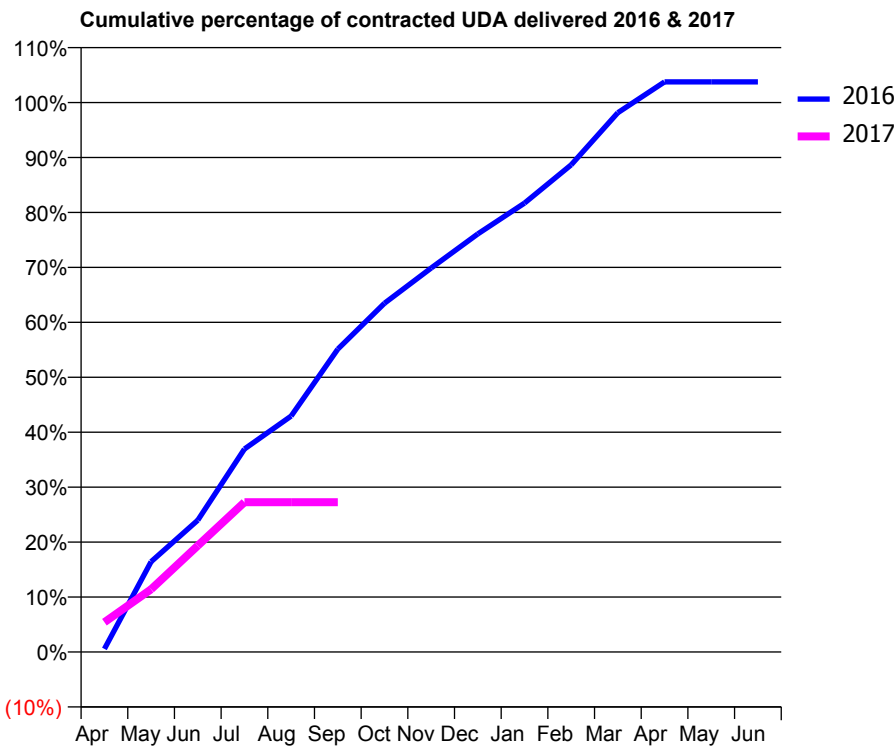
16/17 Contracted general activity (UDA)	517
Carry forward general activity (UDA)	-10
16/17 Contracted orthodontic activity (UOA)	0
Carry forward orthodontic activity (UOA)	0
Baseline contract value	£10,890.11

ACCESS*

Patients seen in 24 months	Total	Change since previous quarter
Quarter ending September 2015	352	
Quarter ending December 2015	352	→
Quarter ending March 2016	354	→
Quarter ending June 2016	342	↓
Quarter ending September 2016	326	↓
Variance since September 2015	(7.4%)	↓



ACTIVITY



Month	Adjusted Scheduled Activity (UDA)	
	2016	2017
April	3	28
May	85	59
June	124	100
July	191	141
August	222	141
September	285	141
October	328	
November	361	
December	393	
January	422	
February	458	
March	507	
April	536	
May	536	
June	536	

QUALITY

	Quantity	Base Number	Contract	AT	Region	England
% of FP17s for the same patient ID Re-attending within 3 months - Children	1	104	1.0%	10.2%	11.8%	12.4%
% of FP17s for the same patient ID Re-attending within 3 months - Adults	0	28	0.0%	15.2%	16.6%	16.7%
% of FP17s for the same patient ID Re-attending between 3 & 9 months - Children	71	104	68.3%	61.4%	60.2%	57.4%
% of FP17s for the same patient ID Re-attending between 3 & 9 months - Adults	13	28	46.4%	53.1%	52.0%	50.5%
% of FP17s for Band 1 Urgent Courses	0	105	0.0%	8.1%	9.4%	9.1%
% of FP17s Relating to Free Repair or Replacements	0	105	0.0%	0.9%	0.7%	0.8%
% of FP17s Relating to Continuations	0	105	0.0%	1.5%	1.2%	1.3%
% of Patients satisfied with the dentistry they have received	0	0	N/A	94.9%	93.6%	93.2%
% of Patients satisfied with the time they had to wait for an appointment	0	0	N/A	89.8%	89.1%	89.0%

* This is based on patients treated on this contract for their most recent course of treatment. Figures in italics indicate the base number of FP17s or Patient Questionnaire responses are less than 100. N/A is shown where the base number of responses is less than 10 during the period. % is calculated as Quantity/Base number*100

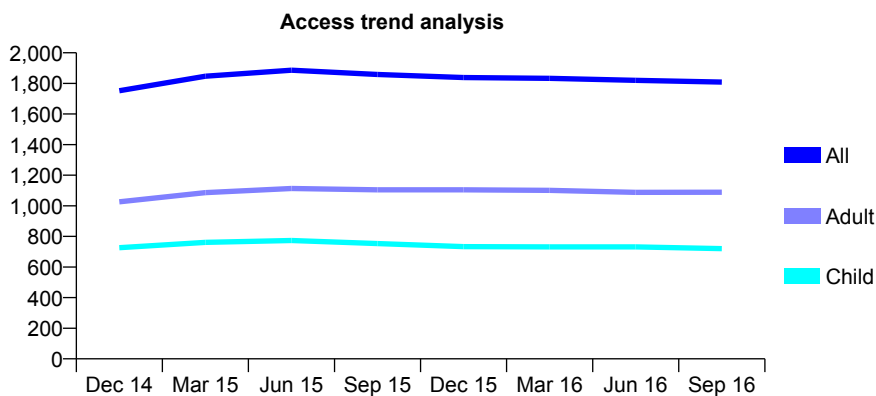
Q65 - Vital Signs At a Glance Contract Report for 101281/0094 - September 2016

Name or company name	OASIS DENTAL CARE LTD
Contract type name	GDS Contract
Purpose of contract	General
Contract start date	01/04/2006
Contract end date	

16/17 Contracted general activity (UDA)	5,393
Carry forward general activity (UDA)	6
16/17 Contracted orthodontic activity (UOA)	0
Carry forward orthodontic activity (UOA)	0
Baseline contract value	£120,551.31

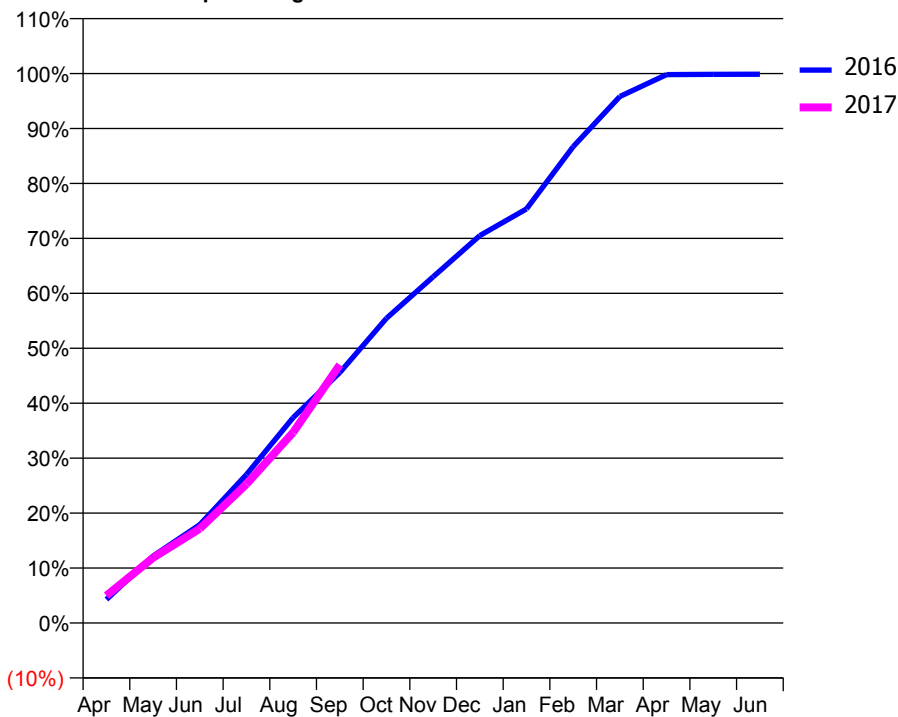
ACCESS*

Patients seen in 24 months	Total	Change since previous quarter
Quarter ending September 2015	1,858	
Quarter ending December 2015	1,838	↓
Quarter ending March 2016	1,833	→
Quarter ending June 2016	1,820	→
Quarter ending September 2016	1,809	→
Variance since September 2015	(2.6%)	↓



ACTIVITY

Cumulative percentage of contracted UDA delivered 2016 & 2017



Adjusted Scheduled Activity (UDA)

Month	2016	2017
April	231	269
May	657	641
June	965	926
July	1,457	1,363
August	2,016	1,870
September	2,459	2,534
October	2,991	
November	3,398	
December	3,803	
January	4,064	
February	4,676	
March	5,167	
April	5,383	
May	5,385	
June	5,387	

QUALITY

	Quantity	Base Number	Contract	AT	Region	England
% of FP17s for the same patient ID Re-attending within 3 months - Children	75	640	11.7%	10.2%	11.8%	12.4%
% of FP17s for the same patient ID Re-attending within 3 months - Adults	169	824	20.5%	15.2%	16.6%	16.7%
% of FP17s for the same patient ID Re-attending between 3 & 9 months - Children	328	640	51.2%	61.4%	60.2%	57.4%
% of FP17s for the same patient ID Re-attending between 3 & 9 months - Adults	426	824	51.7%	53.1%	52.0%	50.5%
% of FP17s for Band 1 Urgent Courses	132	1,349	9.8%	8.1%	9.4%	9.1%
% of FP17s Relating to Free Repair or Replacements	6	1,349	0.4%	0.9%	0.7%	0.8%
% of FP17s Relating to Continuations	38	1,349	2.8%	1.5%	1.2%	1.3%
% of Patients satisfied with the dentistry they have received	1	1	N/A	94.9%	93.6%	93.2%
% of Patients satisfied with the time they had to wait for an appointment	0	1	N/A	89.8%	89.1%	89.0%

* This is based on patients treated on this contract for their most recent course of treatment. Figures in italics indicate the base number of FP17s or Patient Questionnaire responses are less than 100. N/A is shown where the base number of responses is less than 10 during the period. % is calculated as Quantity/Base number*100

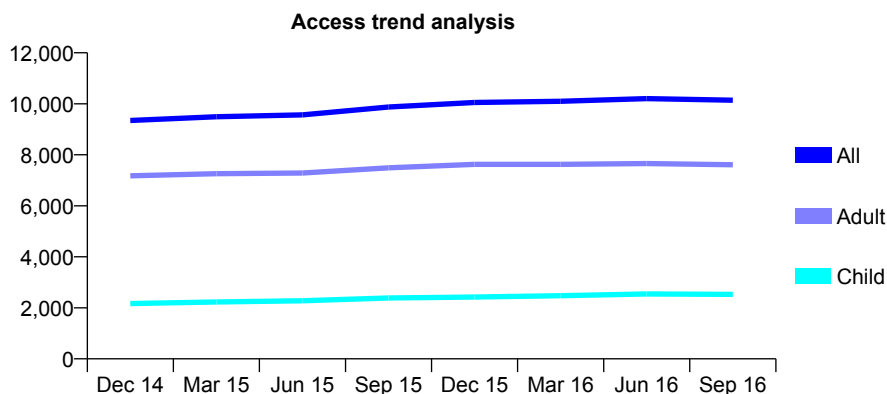
Q65 - Vital Signs At a Glance Contract Report for 101281/0226 - September 2016

Name or company name	OASIS DENTAL CARE LTD
Contract type name	GDS Contract
Purpose of contract	General
Contract start date	24/11/2010
Contract end date	

16/17 Contracted general activity (UDA)	31,290
Carry forward general activity (UDA)	1,100
16/17 Contracted orthodontic activity (UOA)	0
Carry forward orthodontic activity (UOA)	0
Baseline contract value	£831,472.37

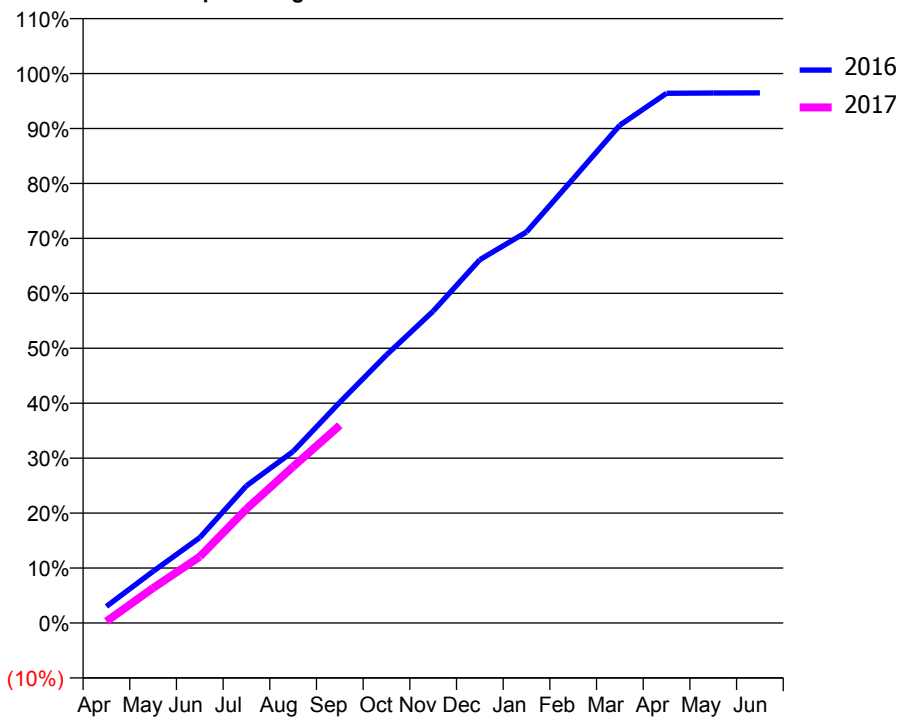
ACCESS*

Patients seen in 24 months	Total	Change since previous quarter
Quarter ending September 2015	9,874	
Quarter ending December 2015	10,050	→
Quarter ending March 2016	10,101	→
Quarter ending June 2016	10,202	→
Quarter ending September 2016	10,140	→
Variance since September 2015	2.7%	↑



ACTIVITY

Cumulative percentage of contracted UDA delivered 2016 & 2017



Month	Adjusted Scheduled Activity (UDA)	
	2016	2017
April	945	91
May	2,943	1,992
June	4,866	3,778
July	7,818	6,494
August	9,765	8,901
September	12,570	11,259
October	15,264	
November	17,755	
December	20,685	
January	22,270	
February	25,296	
March	28,350	
April	30,164	
May	30,175	
June	30,190	

QUALITY

	Quantity	Base Number	Contract	AT	Region	England
% of FP17s for the same patient ID Re-attending within 3 months - Children	125	1,471	8.5%	10.2%	11.8%	12.4%
% of FP17s for the same patient ID Re-attending within 3 months - Adults	565	4,330	13.0%	15.2%	16.6%	16.7%
% of FP17s for the same patient ID Re-attending between 3 & 9 months - Children	719	1,471	48.9%	61.4%	60.2%	57.4%
% of FP17s for the same patient ID Re-attending between 3 & 9 months - Adults	2,043	4,330	47.2%	53.1%	52.0%	50.5%
% of FP17s for Band 1 Urgent Courses	560	5,154	10.9%	8.1%	9.4%	9.1%
% of FP17s Relating to Free Repair or Replacements	31	5,154	0.6%	0.9%	0.7%	0.8%
% of FP17s Relating to Continuations	93	5,154	1.8%	1.5%	1.2%	1.3%
% of Patients satisfied with the dentistry they have received	12	12	100.0%	94.9%	93.6%	93.2%
% of Patients satisfied with the time they had to wait for an appointment	10	12	83.3%	89.8%	89.1%	89.0%

* This is based on patients treated on this contract for their most recent course of treatment. Figures in italics indicate the base number of FP17s or Patient Questionnaire responses are less than 100. N/A is shown where the base number of responses is less than 10 during the period. % is calculated as Quantity/Base number*100

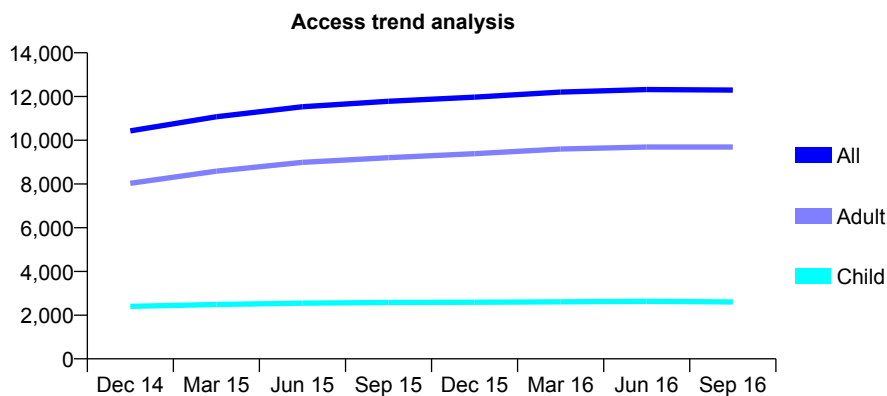
Q65 - Vital Signs At a Glance Contract Report for 101281/0253 - September 2016

Name or company name	OASIS DENTAL CARE LTD
Contract type name	GDS Contract
Purpose of contract	General
Contract start date	05/04/2013
Contract end date	

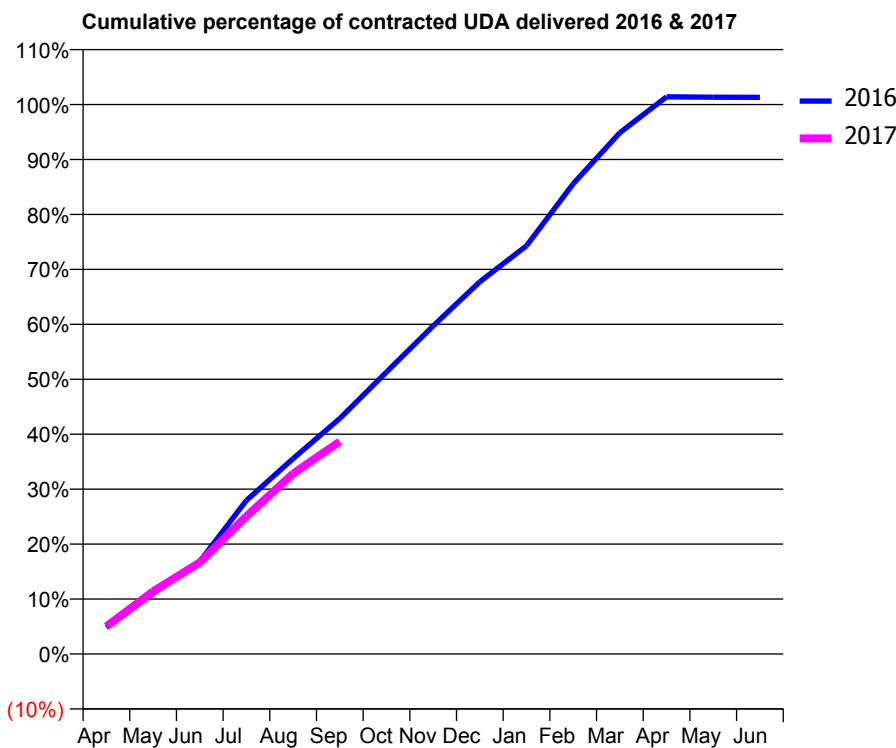
16/17 Contracted general activity (UDA)	41,045
Carry forward general activity (UDA)	-536
16/17 Contracted orthodontic activity (UOA)	0
Carry forward orthodontic activity (UOA)	0
Baseline contract value	£1,197,600.07

ACCESS*

Patients seen in 24 months	Total	Change since previous quarter
Quarter ending September 2015	11,780	
Quarter ending December 2015	11,972	→
Quarter ending March 2016	12,204	→
Quarter ending June 2016	12,322	→
Quarter ending September 2016	12,295	→
Variance since September 2015	4.4%	↑



ACTIVITY



Month	Adjusted Scheduled Activity (UDA)	
	2016	2017
April	1,967	2,066
May	4,530	4,689
June	6,915	6,838
July	11,476	10,297
August	14,601	13,484
September	17,599	15,872
October	21,057	
November	24,510	
December	27,803	
January	30,493	
February	35,121	
March	38,942	
April	41,618	
May	41,586	
June	41,581	

QUALITY

	Quantity	Base Number	Contract	AT	Region	England
% of FP17s for the same patient ID Re-attending within 3 months - Children	155	2,041	7.6%	10.2%	11.8%	12.4%
% of FP17s for the same patient ID Re-attending within 3 months - Adults	1,340	7,479	17.9%	15.2%	16.6%	16.7%
% of FP17s for the same patient ID Re-attending between 3 & 9 months - Children	1,403	2,041	68.7%	61.4%	60.2%	57.4%
% of FP17s for the same patient ID Re-attending between 3 & 9 months - Adults	4,531	7,479	60.6%	53.1%	52.0%	50.5%
% of FP17s for Band 1 Urgent Courses	849	8,466	10.0%	8.1%	9.4%	9.1%
% of FP17s Relating to Free Repair or Replacements	195	8,466	2.3%	0.9%	0.7%	0.8%
% of FP17s Relating to Continuations	69	8,466	0.8%	1.5%	1.2%	1.3%
% of Patients satisfied with the dentistry they have received	43	45	95.6%	94.9%	93.6%	93.2%
% of Patients satisfied with the time they had to wait for an appointment	39	45	86.7%	89.8%	89.1%	89.0%

* This is based on patients treated on this contract for their most recent course of treatment. Figures in italics indicate the base number of FP17s or Patient Questionnaire responses are less than 100. N/A is shown where the base number of responses is less than 10 during the period. % is calculated as Quantity/Base number*100

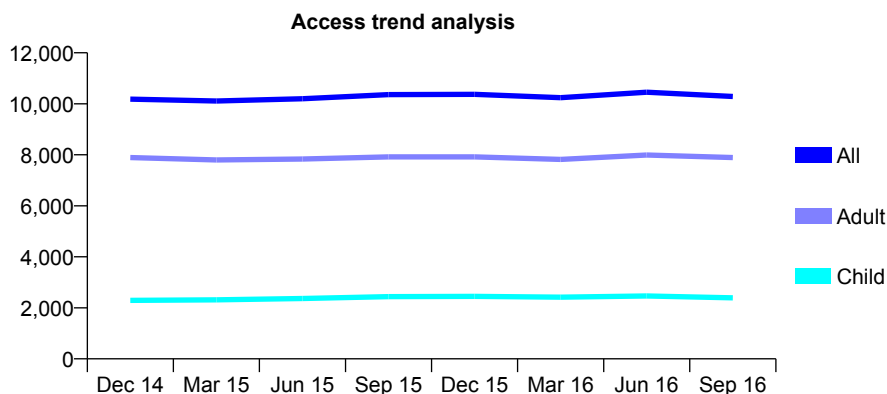
Q65 - Vital Signs At a Glance Contract Report for 101338/0029 - September 2016

Name or company name	Whitecross Dental Care Limited
Contract type name	GDS Contract
Purpose of contract	General
Contract start date	01/04/2006
Contract end date	

16/17 Contracted general activity (UDA)	29,065
Carry forward general activity (UDA)	0
16/17 Contracted orthodontic activity (UOA)	0
Carry forward orthodontic activity (UOA)	0
Baseline contract value	£604,904.48

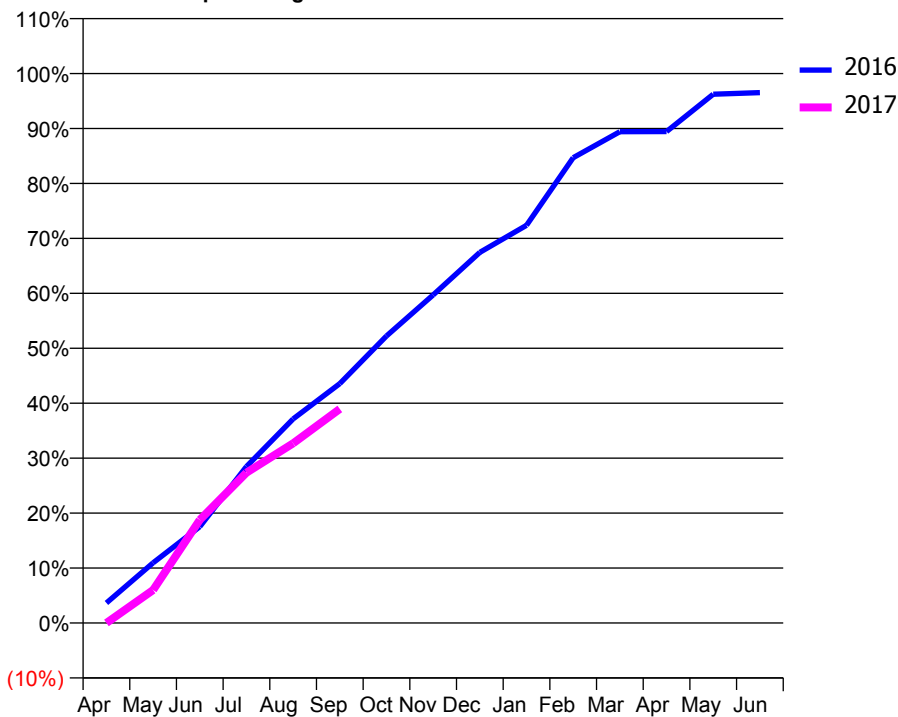
ACCESS*

Patients seen in 24 months	Total	Change since previous quarter
Quarter ending September 2015	10,360	
Quarter ending December 2015	10,369	→
Quarter ending March 2016	10,238	↓
Quarter ending June 2016	10,454	↑
Quarter ending September 2016	10,287	↓
Variance since September 2015	(0.7%)	→



ACTIVITY

Cumulative percentage of contracted UDA delivered 2016 & 2017



Month	Adjusted Scheduled Activity (UDA)	
	2016	2017
April	1,065	0
May	3,188	1,745
June	5,098	5,454
July	8,276	7,953
August	10,793	9,501
September	12,663	11,324
October	15,183	
November	17,355	
December	19,604	
January	21,037	
February	24,614	
March	25,985	
April	25,991	
May	27,966	
June	28,051	

QUALITY

	Quantity	Base Number	Contract	AT	Region	England
% of FP17s for the same patient ID Re-attending within 3 months - Children	53	1,719	3.1%	10.2%	11.8%	12.4%
% of FP17s for the same patient ID Re-attending within 3 months - Adults	362	5,148	7.0%	15.2%	16.6%	16.7%
% of FP17s for the same patient ID Re-attending between 3 & 9 months - Children	1,082	1,719	62.9%	61.4%	60.2%	57.4%
% of FP17s for the same patient ID Re-attending between 3 & 9 months - Adults	2,653	5,148	51.5%	53.1%	52.0%	50.5%
% of FP17s for Band 1 Urgent Courses	171	5,862	2.9%	8.1%	9.4%	9.1%
% of FP17s Relating to Free Repair or Replacements	41	5,862	0.7%	0.9%	0.7%	0.8%
% of FP17s Relating to Continuations	59	5,862	1.0%	1.5%	1.2%	1.3%
% of Patients satisfied with the dentistry they have received	11	11	100.0%	94.9%	93.6%	93.2%
% of Patients satisfied with the time they had to wait for an appointment	11	11	100.0%	89.8%	89.1%	89.0%

* This is based on patients treated on this contract for their most recent course of treatment. Figures in italics indicate the base number of FP17s or Patient Questionnaire responses are less than 100. N/A is shown where the base number of responses is less than 10 during the period. % is calculated as Quantity/Base number*100

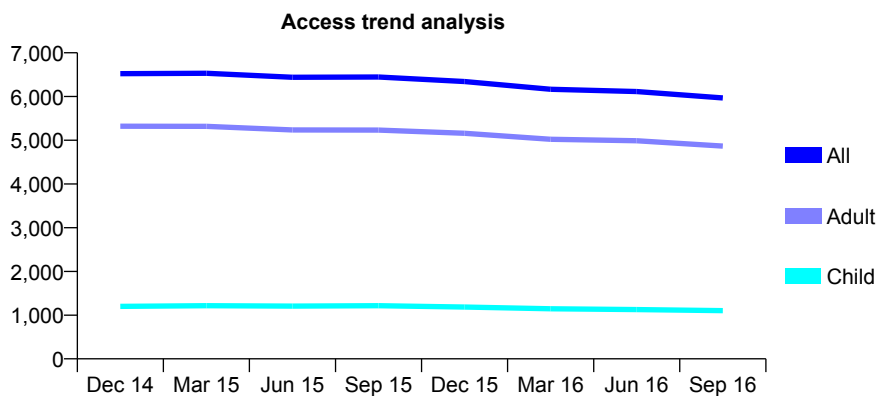
Q65 - Vital Signs At a Glance Contract Report for 101338/0060 - September 2016

Name or company name	Whitecross Dental Care Limited
Contract type name	GDS Contract
Purpose of contract	General
Contract start date	01/01/2008
Contract end date	

16/17 Contracted general activity (UDA)	21,000
Carry forward general activity (UDA)	0
16/17 Contracted orthodontic activity (UOA)	0
Carry forward orthodontic activity (UOA)	0
Baseline contract value	£545,163.14

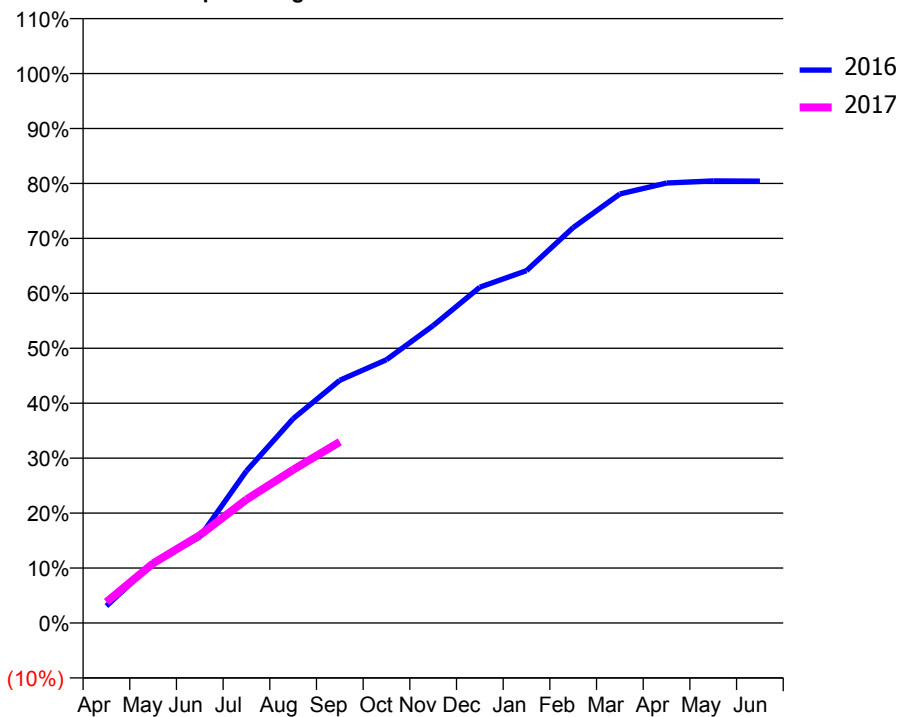
ACCESS*

Patients seen in 24 months	Total	Change since previous quarter
Quarter ending September 2015	6,447	
Quarter ending December 2015	6,344	↓
Quarter ending March 2016	6,167	↓
Quarter ending June 2016	6,115	→
Quarter ending September 2016	5,969	↓
Variance since September 2015	(7.4%)	↓



ACTIVITY

Cumulative percentage of contracted UDA delivered 2016 & 2017



Month	Adjusted Scheduled Activity (UDA)	
	2016	2017
April	551	803
May	1,957	2,281
June	2,791	3,354
July	4,933	4,722
August	6,627	5,859
September	7,871	6,925
October	8,540	
November	9,647	
December	10,889	
January	11,428	
February	12,823	
March	13,915	
April	14,268	
May	14,336	
June	14,331	

QUALITY

	Quantity	Base Number	Contract	AT	Region	England
% of FP17s for the same patient ID Re-attending within 3 months - Children	32	652	4.9%	10.2%	11.8%	12.4%
% of FP17s for the same patient ID Re-attending within 3 months - Adults	314	2,685	11.7%	15.2%	16.6%	16.7%
% of FP17s for the same patient ID Re-attending between 3 & 9 months - Children	311	652	47.7%	61.4%	60.2%	57.4%
% of FP17s for the same patient ID Re-attending between 3 & 9 months - Adults	1,097	2,685	40.9%	53.1%	52.0%	50.5%
% of FP17s for Band 1 Urgent Courses	249	3,133	7.9%	8.1%	9.4%	9.1%
% of FP17s Relating to Free Repair or Replacements	14	3,133	0.4%	0.9%	0.7%	0.8%
% of FP17s Relating to Continuations	39	3,133	1.2%	1.5%	1.2%	1.3%
% of Patients satisfied with the dentistry they have received	12	12	100.0%	94.9%	93.6%	93.2%
% of Patients satisfied with the time they had to wait for an appointment	11	12	91.7%	89.8%	89.1%	89.0%

* This is based on patients treated on this contract for their most recent course of treatment. Figures in italics indicate the base number of FP17s or Patient Questionnaire responses are less than 100. N/A is shown where the base number of responses is less than 10 during the period. % is calculated as Quantity/Base number*100

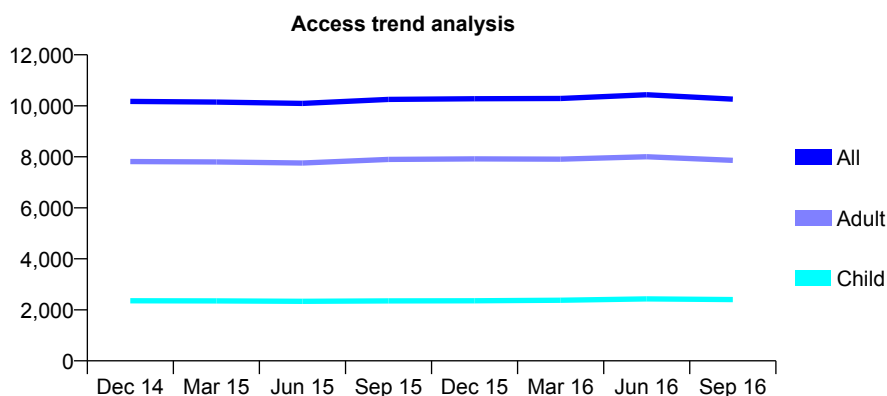
Q65 - Vital Signs At a Glance Contract Report for 101338/0066 - September 2016

Name or company name	Whitecross Dental Care Limited
Contract type name	GDS Contract
Purpose of contract	General
Contract start date	01/06/2008
Contract end date	

16/17 Contracted general activity (UDA)	33,633
Carry forward general activity (UDA)	0
16/17 Contracted orthodontic activity (UOA)	0
Carry forward orthodontic activity (UOA)	0
Baseline contract value	£808,552.44

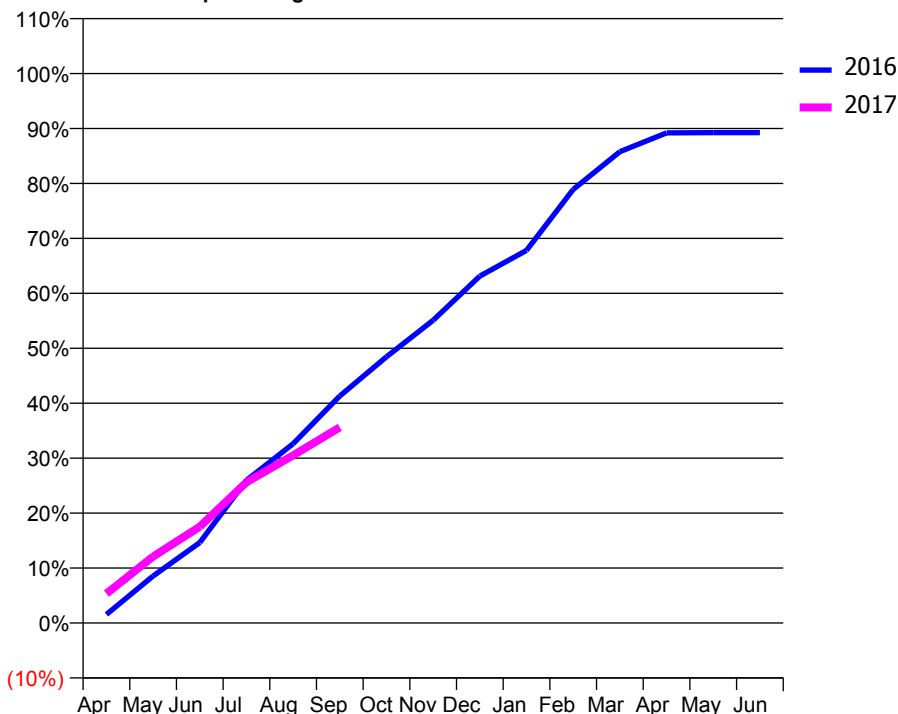
ACCESS*

Patients seen in 24 months	Total	Change since previous quarter
Quarter ending September 2015	10,250	
Quarter ending December 2015	10,275	→
Quarter ending March 2016	10,287	→
Quarter ending June 2016	10,433	→
Quarter ending September 2016	10,264	↓
Variance since September 2015	0.1%	→



ACTIVITY

Cumulative percentage of contracted UDA delivered 2016 & 2017



Month	Adjusted Scheduled Activity (UDA)	
	2016	2017
April	525	1,796
May	2,876	4,068
June	4,929	5,898
July	8,734	8,614
August	10,975	10,262
September	13,893	11,981
October	16,293	
November	18,529	
December	21,236	
January	22,805	
February	26,534	
March	28,849	
April	29,997	
May	30,011	
June	30,011	

QUALITY

	Quantity	Base Number	Contract	AT	Region	England
% of FP17s for the same patient ID Re-attending within 3 months - Children	90	1,512	6.0%	10.2%	11.8%	12.4%
% of FP17s for the same patient ID Re-attending within 3 months - Adults	683	4,655	14.7%	15.2%	16.6%	16.7%
% of FP17s for the same patient ID Re-attending between 3 & 9 months - Children	819	1,512	54.2%	61.4%	60.2%	57.4%
% of FP17s for the same patient ID Re-attending between 3 & 9 months - Adults	1,920	4,655	41.2%	53.1%	52.0%	50.5%
% of FP17s for Band 1 Urgent Courses	696	5,630	12.4%	8.1%	9.4%	9.1%
% of FP17s Relating to Free Repair or Replacements	43	5,630	0.8%	0.9%	0.7%	0.8%
% of FP17s Relating to Continuations	96	5,630	1.7%	1.5%	1.2%	1.3%
% of Patients satisfied with the dentistry they have received	11	12	91.7%	94.9%	93.6%	93.2%
% of Patients satisfied with the time they had to wait for an appointment	12	12	100.0%	89.8%	89.1%	89.0%

* This is based on patients treated on this contract for their most recent course of treatment. Figures in italics indicate the base number of FP17s or Patient Questionnaire responses are less than 100. N/A is shown where the base number of responses is less than 10 during the period. % is calculated as Quantity/Base number*100

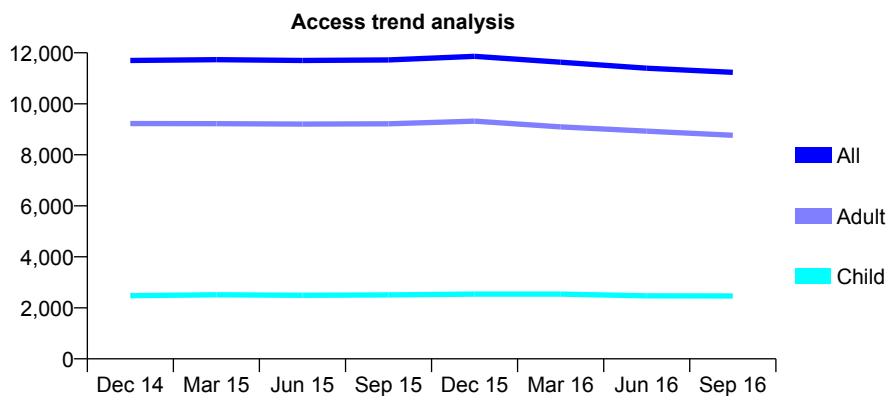
Q65 - Vital Signs At a Glance Contract Report for 101338/0097 - September 2016

Name or company name	Whitecross Dental Care Limited
Contract type name	GDS Contract
Purpose of contract	General
Contract start date	01/09/2009
Contract end date	

16/17 Contracted general activity (UDA)	36,823
Carry forward general activity (UDA)	0
16/17 Contracted orthodontic activity (UOA)	0
Carry forward orthodontic activity (UOA)	0
Baseline contract value	£976,594.43

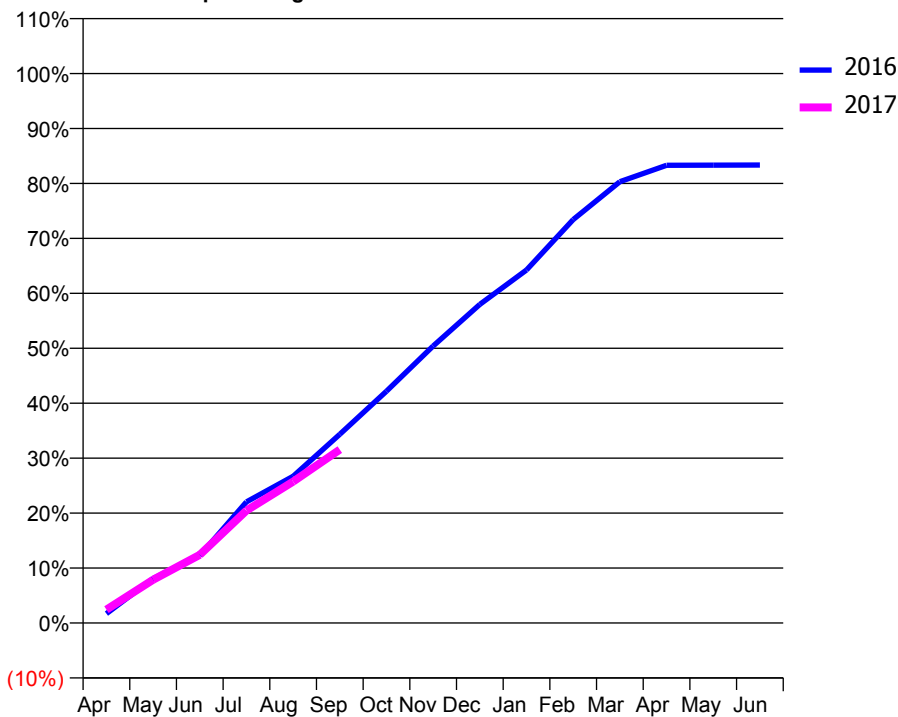
ACCESS*

Patients seen in 24 months	Total	Change since previous quarter
Quarter ending September 2015	11,722	
Quarter ending December 2015	11,860	→
Quarter ending March 2016	11,632	↓
Quarter ending June 2016	11,396	↓
Quarter ending September 2016	11,232	↓
Variance since September 2015	(4.2%)	↓



ACTIVITY

Cumulative percentage of contracted UDA delivered 2016 & 2017



Month	Adjusted Scheduled Activity (UDA)	
	2016	2017
April	627	894
May	2,981	2,902
June	4,516	4,568
July	8,114	7,533
August	9,838	9,477
September	12,646	11,622
October	15,537	
November	18,564	
December	21,354	
January	23,661	
February	27,036	
March	29,571	
April	30,669	
May	30,678	
June	30,688	

QUALITY

	Quantity	Base Number	Contract	AT	Region	England
% of FP17s for the same patient ID Re-attending within 3 months - Children	92	1,517	6.1%	10.2%	11.8%	12.4%
% of FP17s for the same patient ID Re-attending within 3 months - Adults	679	4,720	14.4%	15.2%	16.6%	16.7%
% of FP17s for the same patient ID Re-attending between 3 & 9 months - Children	856	1,517	56.4%	61.4%	60.2%	57.4%
% of FP17s for the same patient ID Re-attending between 3 & 9 months - Adults	2,053	4,720	43.5%	53.1%	52.0%	50.5%
% of FP17s for Band 1 Urgent Courses	656	5,732	11.4%	8.1%	9.4%	9.1%
% of FP17s Relating to Free Repair or Replacements	59	5,732	1.0%	0.9%	0.7%	0.8%
% of FP17s Relating to Continuations	83	5,732	1.4%	1.5%	1.2%	1.3%
% of Patients satisfied with the dentistry they have received	18	18	100.0%	94.9%	93.6%	93.2%
% of Patients satisfied with the time they had to wait for an appointment	16	18	88.9%	89.8%	89.1%	89.0%

* This is based on patients treated on this contract for their most recent course of treatment. Figures in italics indicate the base number of FP17s or Patient Questionnaire responses are less than 100. N/A is shown where the base number of responses is less than 10 during the period. % is calculated as Quantity/Base number*100

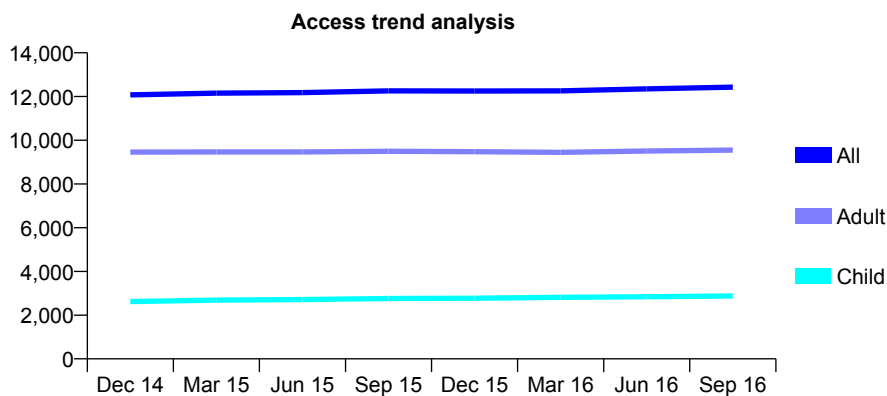
Q65 - Vital Signs At a Glance Contract Report for 101362/0045 - September 2016

Name or company name	Rodericks Dental Limited
Contract type name	GDS Contract
Purpose of contract	General and Orthodontic
Contract start date	01/02/2012
Contract end date	

16/17 Contracted general activity (UDA)	33,727
Carry forward general activity (UDA)	132
16/17 Contracted orthodontic activity (UOA)	954
Carry forward orthodontic activity (UOA)	0
Baseline contract value	£758,756.71

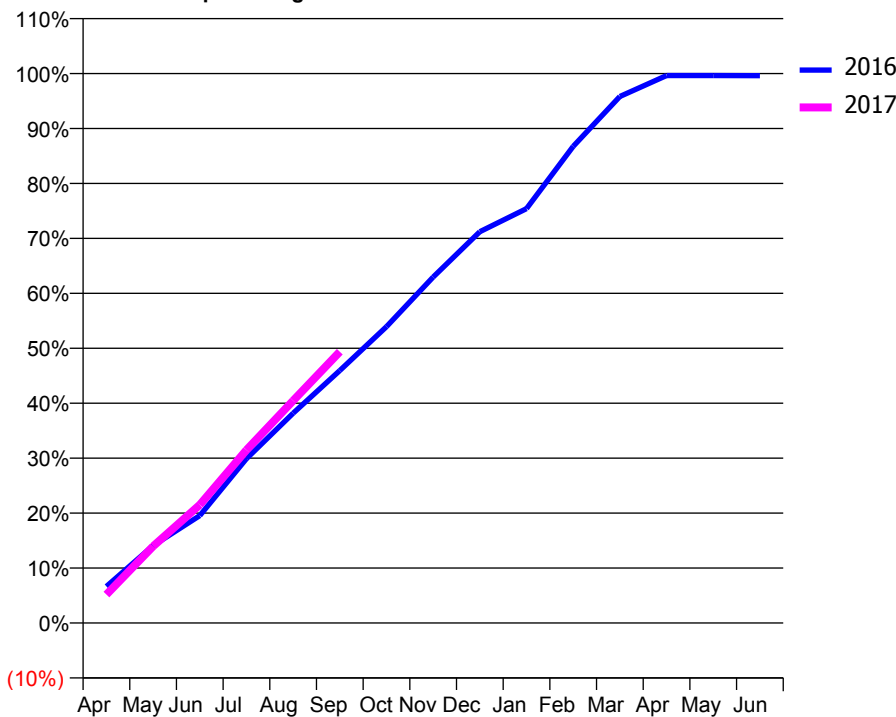
ACCESS*

Patients seen in 24 months	Total	Change since previous quarter
Quarter ending September 2015	12,261	
Quarter ending December 2015	12,250	→
Quarter ending March 2016	12,259	→
Quarter ending June 2016	12,350	→
Quarter ending September 2016	12,428	→
Variance since September 2015	1.4%	→



ACTIVITY

Cumulative percentage of contracted UDA delivered 2016 & 2017



Adjusted Scheduled Activity (UDA)		
Month	2016	2017
April	2,245	1,746
May	4,749	4,713
June	6,589	7,259
July	10,084	10,620
August	12,881	13,651
September	15,498	16,655
October	18,190	
November	21,233	
December	24,014	
January	25,429	
February	29,255	
March	32,315	
April	33,598	
May	33,602	
June	33,595	

QUALITY

	Quantity	Base Number	Contract	AT	Region	England
% of FP17s for the same patient ID Re-attending within 3 months - Children	185	2,204	8.4%	10.2%	11.8%	12.4%
% of FP17s for the same patient ID Re-attending within 3 months - Adults	874	6,361	13.7%	15.2%	16.6%	16.7%
% of FP17s for the same patient ID Re-attending between 3 & 9 months - Children	1,283	2,204	58.2%	61.4%	60.2%	57.4%
% of FP17s for the same patient ID Re-attending between 3 & 9 months - Adults	2,997	6,361	47.1%	53.1%	52.0%	50.5%
% of FP17s for Band 1 Urgent Courses	577	7,880	7.3%	8.1%	9.4%	9.1%
% of FP17s Relating to Free Repair or Replacements	117	7,880	1.5%	0.9%	0.7%	0.8%
% of FP17s Relating to Continuations	109	7,880	1.4%	1.5%	1.2%	1.3%
% of Patients satisfied with the dentistry they have received	33	33	100.0%	94.9%	93.6%	93.2%
% of Patients satisfied with the time they had to wait for an appointment	31	33	93.9%	89.8%	89.1%	89.0%

* This is based on patients treated on this contract for their most recent course of treatment. Figures in italics indicate the base number of FP17s or Patient Questionnaire responses are less than 100. N/A is shown where the base number of responses is less than 10 during the period. % is calculated as Quantity/Base number*100

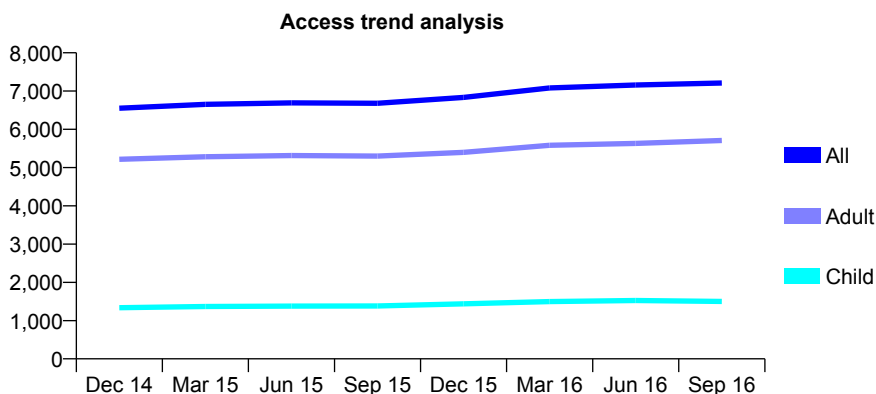
Q65 - Vital Signs At a Glance Contract Report for 101362/0046 - September 2016

Name or company name	Rodericks Dental Limited
Contract type name	GDS Contract
Purpose of contract	General
Contract start date	01/02/2012
Contract end date	

16/17 Contracted general activity (UDA)	20,083
Carry forward general activity (UDA)	-218
16/17 Contracted orthodontic activity (UOA)	0
Carry forward orthodontic activity (UOA)	0
Baseline contract value	£498,830.01

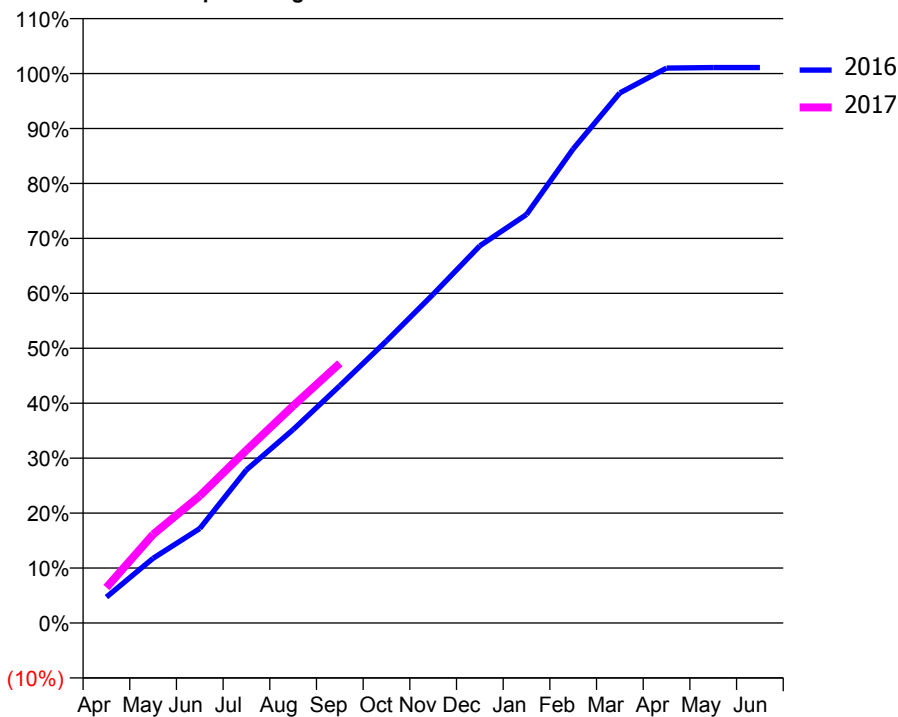
ACCESS*

Patients seen in 24 months	Total	Change since previous quarter
Quarter ending September 2015	6,682	
Quarter ending December 2015	6,835	↑
Quarter ending March 2016	7,080	↑
Quarter ending June 2016	7,158	→
Quarter ending September 2016	7,210	→
Variance since September 2015	7.9%	↑



ACTIVITY

Cumulative percentage of contracted UDA delivered 2016 & 2017



Month	Adjusted Scheduled Activity (UDA)	
	2016	2017
April	946	1,300
May	2,366	3,239
June	3,455	4,645
July	5,599	6,318
August	7,067	7,937
September	8,673	9,489
October	10,310	
November	12,014	
December	13,787	
January	14,931	
February	17,327	
March	19,374	
April	20,282	
May	20,299	
June	20,301	

QUALITY

	Quantity	Base Number	Contract	AT	Region	England
% of FP17s for the same patient ID Re-attending within 3 months - Children	80	1,072	7.5%	10.2%	11.8%	12.4%
% of FP17s for the same patient ID Re-attending within 3 months - Adults	465	3,575	13.0%	15.2%	16.6%	16.7%
% of FP17s for the same patient ID Re-attending between 3 & 9 months - Children	585	1,072	54.6%	61.4%	60.2%	57.4%
% of FP17s for the same patient ID Re-attending between 3 & 9 months - Adults	1,616	3,575	45.2%	53.1%	52.0%	50.5%
% of FP17s for Band 1 Urgent Courses	481	4,255	11.3%	8.1%	9.4%	9.1%
% of FP17s Relating to Free Repair or Replacements	32	4,255	0.8%	0.9%	0.7%	0.8%
% of FP17s Relating to Continuations	32	4,255	0.8%	1.5%	1.2%	1.3%
% of Patients satisfied with the dentistry they have received	28	29	96.6%	94.9%	93.6%	93.2%
% of Patients satisfied with the time they had to wait for an appointment	28	29	96.6%	89.8%	89.1%	89.0%

* This is based on patients treated on this contract for their most recent course of treatment. Figures in italics indicate the base number of FP17s or Patient Questionnaire responses are less than 100. N/A is shown where the base number of responses is less than 10 during the period. % is calculated as Quantity/Base number*100

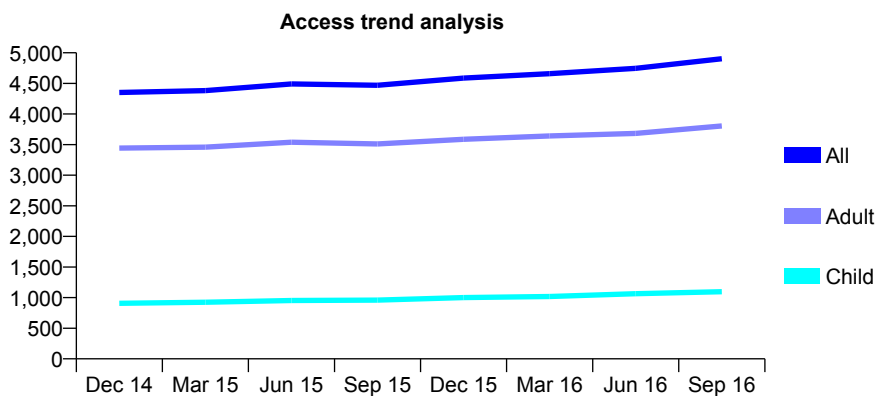
Q65 - Vital Signs At a Glance Contract Report for 101362/0047 - September 2016

Name or company name	Rodericks Dental Limited
Contract type name	GDS Contract
Purpose of contract	General
Contract start date	01/02/2012
Contract end date	

16/17 Contracted general activity (UDA)	13,456
Carry forward general activity (UDA)	-33
16/17 Contracted orthodontic activity (UOA)	0
Carry forward orthodontic activity (UOA)	0
Baseline contract value	£401,116.16

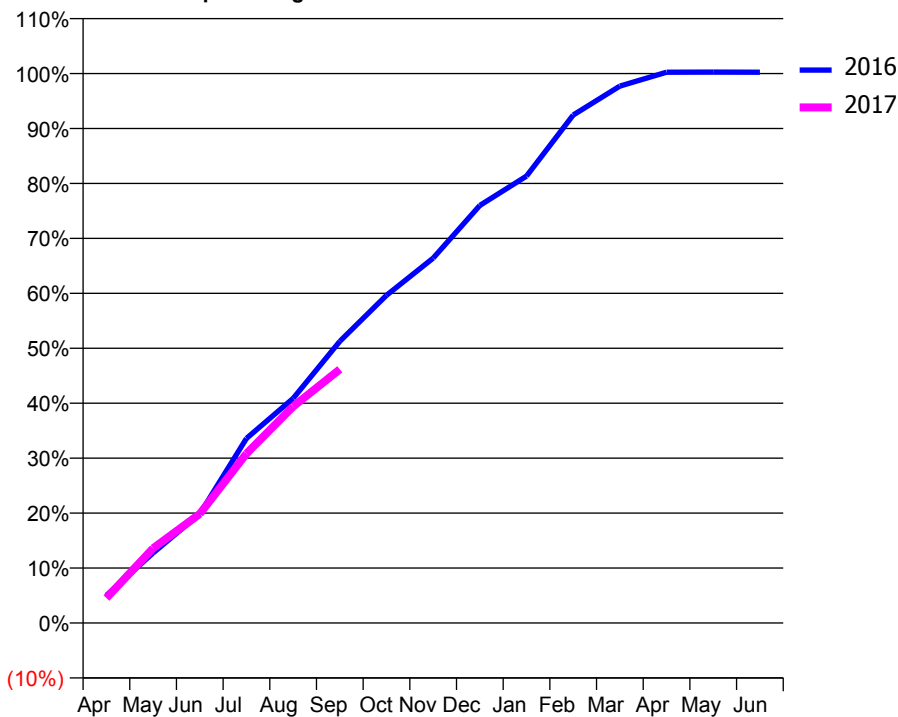
ACCESS*

Patients seen in 24 months	Total	Change since previous quarter
Quarter ending September 2015	4,470	
Quarter ending December 2015	4,588	↑
Quarter ending March 2016	4,660	→
Quarter ending June 2016	4,747	→
Quarter ending September 2016	4,902	↑
Variance since September 2015	9.7%	↑



ACTIVITY

Cumulative percentage of contracted UDA delivered 2016 & 2017



Month	Adjusted Scheduled Activity (UDA)	
	2016	2017
April	678	613
May	1,715	1,829
June	2,674	2,672
July	4,522	4,149
August	5,501	5,300
September	6,897	6,212
October	8,024	
November	8,937	
December	10,226	
January	10,945	
February	12,440	
March	13,149	
April	13,489	
May	13,490	
June	13,489	

QUALITY

	Quantity	Base Number	Contract	AT	Region	England
% of FP17s for the same patient ID Re-attending within 3 months - Children	54	914	5.9%	10.2%	11.8%	12.4%
% of FP17s for the same patient ID Re-attending within 3 months - Adults	327	2,220	14.7%	15.2%	16.6%	16.7%
% of FP17s for the same patient ID Re-attending between 3 & 9 months - Children	594	914	65.0%	61.4%	60.2%	57.4%
% of FP17s for the same patient ID Re-attending between 3 & 9 months - Adults	917	2,220	41.3%	53.1%	52.0%	50.5%
% of FP17s for Band 1 Urgent Courses	173	2,559	6.8%	8.1%	9.4%	9.1%
% of FP17s Relating to Free Repair or Replacements	43	2,559	1.7%	0.9%	0.7%	0.8%
% of FP17s Relating to Continuations	53	2,559	2.1%	1.5%	1.2%	1.3%
% of Patients satisfied with the dentistry they have received	8	8	N/A	94.9%	93.6%	93.2%
% of Patients satisfied with the time they had to wait for an appointment	8	8	N/A	89.8%	89.1%	89.0%

* This is based on patients treated on this contract for their most recent course of treatment. Figures in italics indicate the base number of FP17s or Patient Questionnaire responses are less than 100. N/A is shown where the base number of responses is less than 10 during the period. % is calculated as Quantity/Base number*100

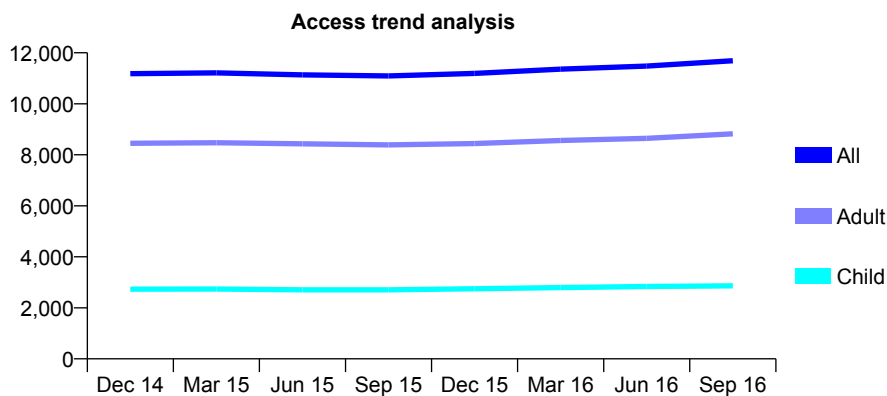
Q65 - Vital Signs At a Glance Contract Report for 101362/0048 - September 2016

Name or company name	Rodericks Dental Limited
Contract type name	GDS Contract
Purpose of contract	General
Contract start date	01/02/2012
Contract end date	

16/17 Contracted general activity (UDA)	36,000
Carry forward general activity (UDA)	898
16/17 Contracted orthodontic activity (UOA)	0
Carry forward orthodontic activity (UOA)	0
Baseline contract value	£812,674.92

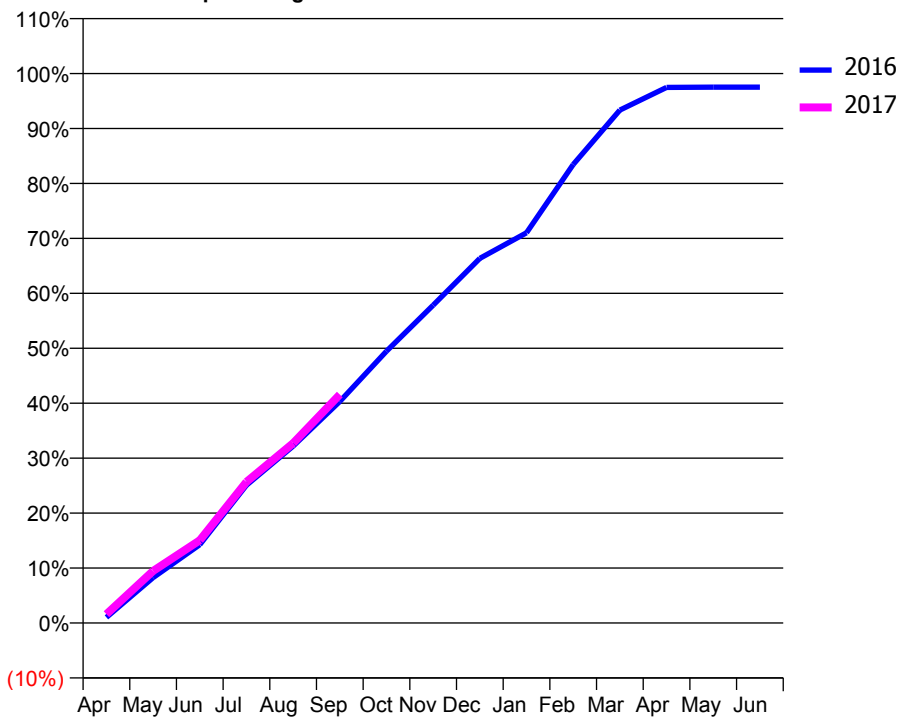
ACCESS*

Patients seen in 24 months	Total	Change since previous quarter
Quarter ending September 2015	11,094	
Quarter ending December 2015	11,191	→
Quarter ending March 2016	11,359	→
Quarter ending June 2016	11,479	→
Quarter ending September 2016	11,687	→
Variance since September 2015	5.3%	↑



ACTIVITY

Cumulative percentage of contracted UDA delivered 2016 & 2017



Month	Adjusted Scheduled Activity (UDA)	
	2016	2017
April	370	578
May	2,975	3,412
June	5,131	5,418
July	9,032	9,248
August	11,592	11,779
September	14,513	14,974
October	17,811	
November	20,823	
December	23,885	
January	25,565	
February	30,035	
March	33,604	
April	35,088	
May	35,105	
June	35,102	

QUALITY

	Quantity	Base Number	Contract	AT	Region	England
% of FP17s for the same patient ID Re-attending within 3 months - Children	94	1,815	5.2%	10.2%	11.8%	12.4%
% of FP17s for the same patient ID Re-attending within 3 months - Adults	738	5,212	14.2%	15.2%	16.6%	16.7%
% of FP17s for the same patient ID Re-attending between 3 & 9 months - Children	991	1,815	54.6%	61.4%	60.2%	57.4%
% of FP17s for the same patient ID Re-attending between 3 & 9 months - Adults	2,198	5,212	42.2%	53.1%	52.0%	50.5%
% of FP17s for Band 1 Urgent Courses	683	6,465	10.6%	8.1%	9.4%	9.1%
% of FP17s Relating to Free Repair or Replacements	24	6,465	0.4%	0.9%	0.7%	0.8%
% of FP17s Relating to Continuations	38	6,465	0.6%	1.5%	1.2%	1.3%
% of Patients satisfied with the dentistry they have received	8	9	N/A	94.9%	93.6%	93.2%
% of Patients satisfied with the time they had to wait for an appointment	6	9	N/A	89.8%	89.1%	89.0%

* This is based on patients treated on this contract for their most recent course of treatment. Figures in italics indicate the base number of FP17s or Patient Questionnaire responses are less than 100. N/A is shown where the base number of responses is less than 10 during the period. % is calculated as Quantity/Base number*100

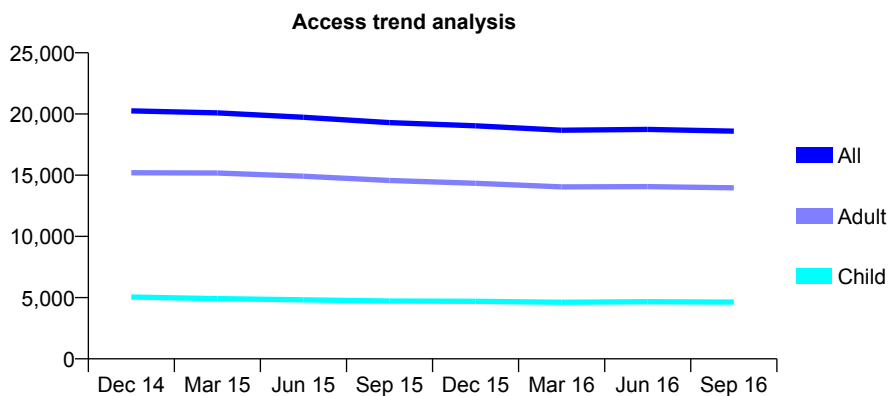
Q65 - Vital Signs At a Glance Contract Report for 101370/0030 - September 2016

Name or company name	Petrie Tucker & Partners Ltd
Contract type name	GDS Contract
Purpose of contract	General
Contract start date	01/04/2006
Contract end date	

16/17 Contracted general activity (UDA)	61,735
Carry forward general activity (UDA)	0
16/17 Contracted orthodontic activity (UOA)	0
Carry forward orthodontic activity (UOA)	0
Baseline contract value	£1,324,567.02

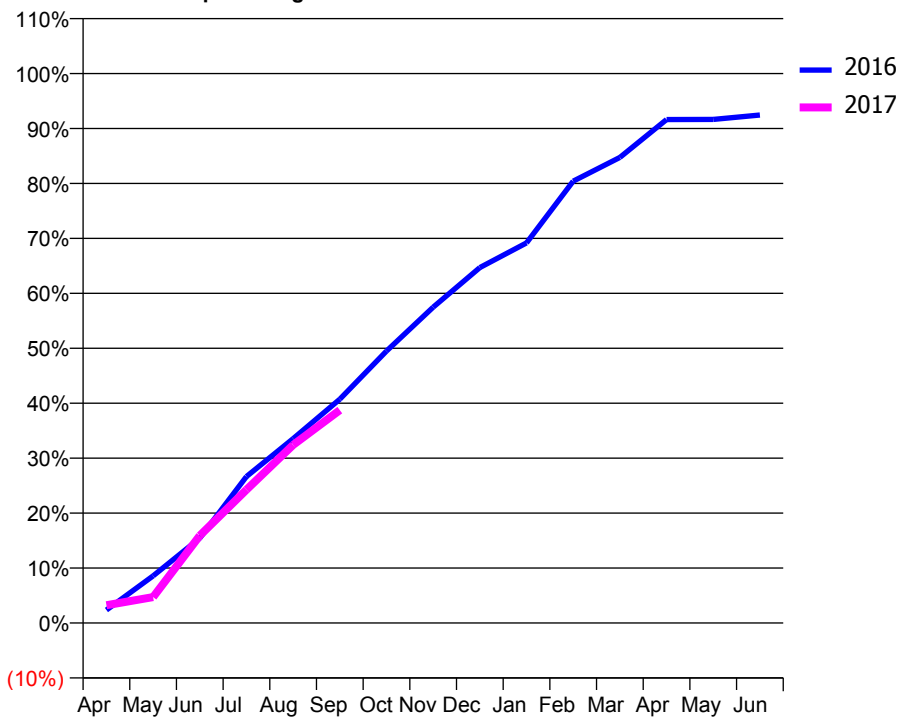
ACCESS*

Patients seen in 24 months	Total	Change since previous quarter
Quarter ending September 2015	19,292	
Quarter ending December 2015	19,036	↓
Quarter ending March 2016	18,673	↓
Quarter ending June 2016	18,743	→
Quarter ending September 2016	18,604	→
Variance since September 2015	(3.6%)	↓



ACTIVITY

Cumulative percentage of contracted UDA delivered 2016 & 2017



Month	Adjusted Scheduled Activity (UDA)	
	2016	2017
April	1,461	2,002
May	5,295	2,920
June	9,532	9,815
July	16,462	14,971
August	20,709	20,013
September	25,151	23,919
October	30,555	
November	35,482	
December	39,933	
January	42,701	
February	49,645	
March	52,306	
April	56,568	
May	56,575	
June	57,075	

QUALITY

	Quantity	Base Number	Contract	AT	Region	England
% of FP17s for the same patient ID Re-attending within 3 months - Children	273	3,826	7.1%	10.2%	11.8%	12.4%
% of FP17s for the same patient ID Re-attending within 3 months - Adults	1,443	10,649	13.6%	15.2%	16.6%	16.7%
% of FP17s for the same patient ID Re-attending between 3 & 9 months - Children	2,471	3,826	64.6%	61.4%	60.2%	57.4%
% of FP17s for the same patient ID Re-attending between 3 & 9 months - Adults	6,227	10,649	58.5%	53.1%	52.0%	50.5%
% of FP17s for Band 1 Urgent Courses	793	12,224	6.5%	8.1%	9.4%	9.1%
% of FP17s Relating to Free Repair or Replacements	85	12,224	0.7%	0.9%	0.7%	0.8%
% of FP17s Relating to Continuations	229	12,224	1.9%	1.5%	1.2%	1.3%
% of Patients satisfied with the dentistry they have received	13	17	76.5%	94.9%	93.6%	93.2%
% of Patients satisfied with the time they had to wait for an appointment	15	17	88.2%	89.8%	89.1%	89.0%

* This is based on patients treated on this contract for their most recent course of treatment. Figures in italics indicate the base number of FP17s or Patient Questionnaire responses are less than 100. N/A is shown where the base number of responses is less than 10 during the period. % is calculated as Quantity/Base number*100

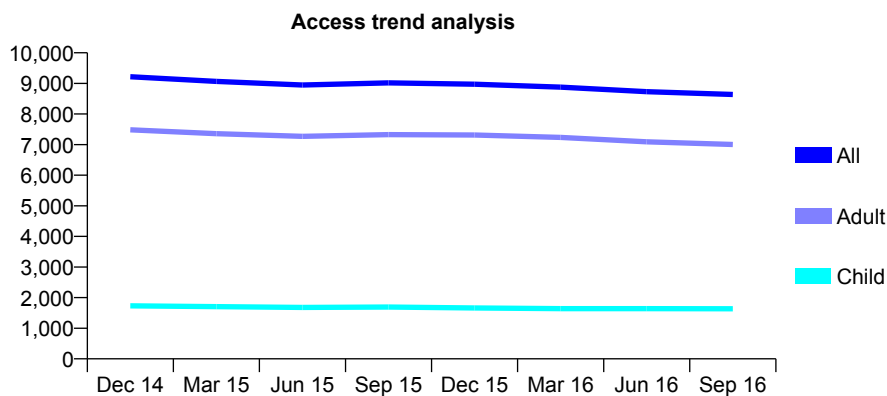
Q65 - Vital Signs At a Glance Contract Report for 101370/0031 - September 2016

Name or company name	Petrie Tucker & Partners Ltd
Contract type name	GDS Contract
Purpose of contract	General
Contract start date	01/04/2006
Contract end date	

16/17 Contracted general activity (UDA)	33,813
Carry forward general activity (UDA)	0
16/17 Contracted orthodontic activity (UOA)	0
Carry forward orthodontic activity (UOA)	0
Baseline contract value	£710,222.57

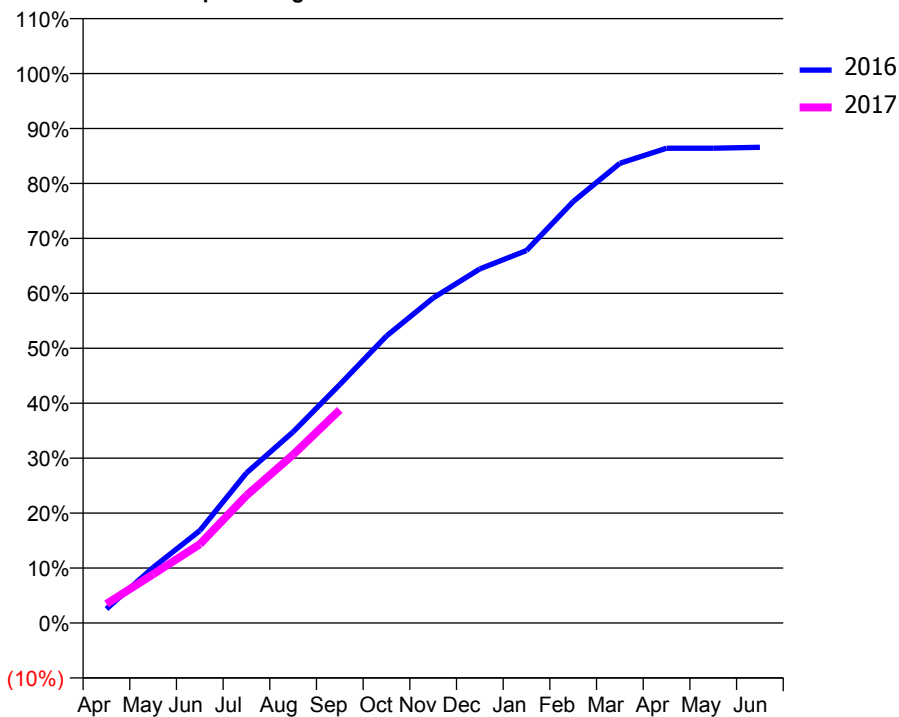
ACCESS*

Patients seen in 24 months	Total	Change since previous quarter
Quarter ending September 2015	9,018	
Quarter ending December 2015	8,976	→
Quarter ending March 2016	8,877	↓
Quarter ending June 2016	8,731	↓
Quarter ending September 2016	8,639	↓
Variance since September 2015	(4.2%)	↓



ACTIVITY

Cumulative percentage of contracted UDA delivered 2016 & 2017



Adjusted Scheduled Activity (UDA)

Month	2016	2017
April	772	1,181
May	3,032	2,995
June	5,045	4,845
July	8,190	7,851
August	10,438	10,361
September	13,022	13,117
October	15,668	
November	17,743	
December	19,330	
January	20,334	
February	23,010	
March	25,099	
April	25,919	
May	25,919	
June	25,974	

QUALITY

	Quantity	Base Number	Contract	AT	Region	England
% of FP17s for the same patient ID Re-attending within 3 months - Children	72	1,162	6.2%	10.2%	11.8%	12.4%
% of FP17s for the same patient ID Re-attending within 3 months - Adults	476	4,431	10.7%	15.2%	16.6%	16.7%
% of FP17s for the same patient ID Re-attending between 3 & 9 months - Children	539	1,162	46.4%	61.4%	60.2%	57.4%
% of FP17s for the same patient ID Re-attending between 3 & 9 months - Adults	2,216	4,431	50.0%	53.1%	52.0%	50.5%
% of FP17s for Band 1 Urgent Courses	291	5,271	5.5%	8.1%	9.4%	9.1%
% of FP17s Relating to Free Repair or Replacements	16	5,271	0.3%	0.9%	0.7%	0.8%
% of FP17s Relating to Continuations	85	5,271	1.6%	1.5%	1.2%	1.3%
% of Patients satisfied with the dentistry they have received	10	10	100.0%	94.9%	93.6%	93.2%
% of Patients satisfied with the time they had to wait for an appointment	9	10	90.0%	89.8%	89.1%	89.0%

* This is based on patients treated on this contract for their most recent course of treatment. Figures in italics indicate the base number of FP17s or Patient Questionnaire responses are less than 100. N/A is shown where the base number of responses is less than 10 during the period. % is calculated as Quantity/Base number*100

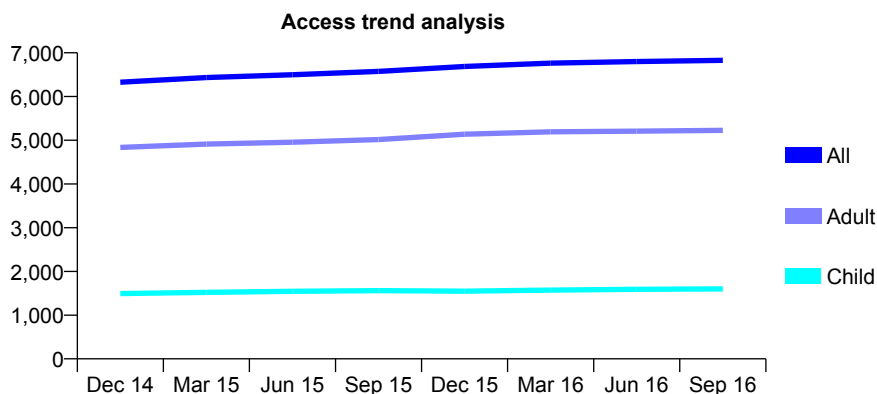
Q65 - Vital Signs At a Glance Contract Report for 101370/0041 - September 2016

Name or company name	Petrie Tucker & Partners Ltd
Contract type name	GDS Contract
Purpose of contract	General
Contract start date	01/04/2006
Contract end date	

16/17 Contracted general activity (UDA)	18,250
Carry forward general activity (UDA)	217
16/17 Contracted orthodontic activity (UOA)	0
Carry forward orthodontic activity (UOA)	0
Baseline contract value	£406,724.34

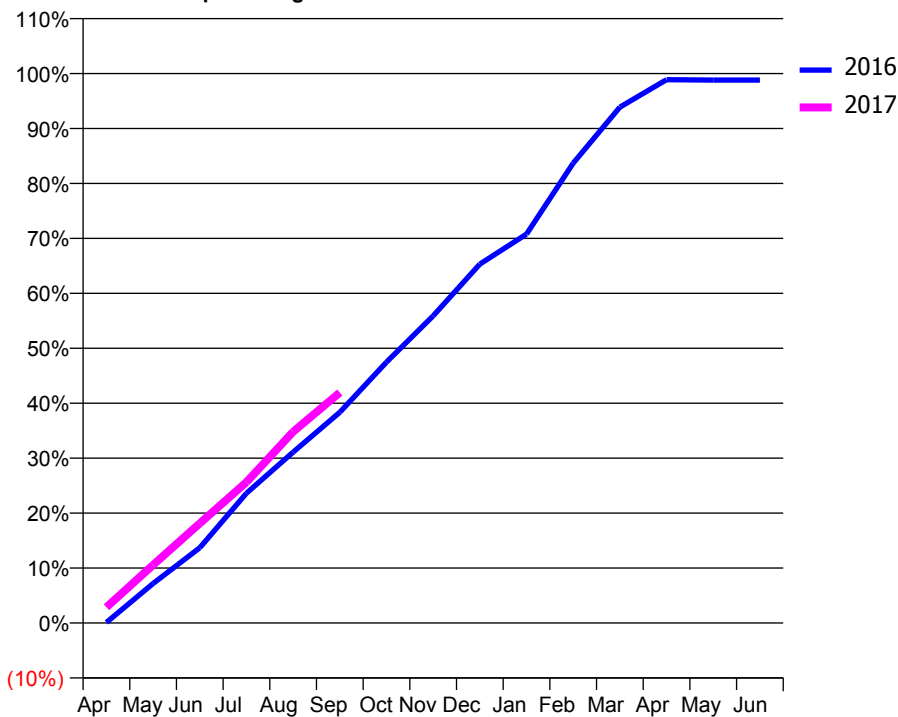
ACCESS*

Patients seen in 24 months	Total	Change since previous quarter
Quarter ending September 2015	6,576	
Quarter ending December 2015	6,687	→
Quarter ending March 2016	6,764	→
Quarter ending June 2016	6,799	→
Quarter ending September 2016	6,827	→
Variance since September 2015	3.8%	↑



ACTIVITY

Cumulative percentage of contracted UDA delivered 2016 & 2017



Month	Adjusted Scheduled Activity (UDA)	
	2016	2017
April	20	523
May	1,313	1,930
June	2,498	3,310
July	4,312	4,677
August	5,676	6,352
September	7,001	7,657
October	8,665	
November	10,200	
December	11,920	
January	12,915	
February	15,274	
March	17,133	
April	18,047	
May	18,033	
June	18,033	

QUALITY

	Quantity	Base Number	Contract	AT	Region	England
% of FP17s for the same patient ID Re-attending within 3 months - Children	95	1,181	8.0%	10.2%	11.8%	12.4%
% of FP17s for the same patient ID Re-attending within 3 months - Adults	369	3,186	11.6%	15.2%	16.6%	16.7%
% of FP17s for the same patient ID Re-attending between 3 & 9 months - Children	680	1,181	57.6%	61.4%	60.2%	57.4%
% of FP17s for the same patient ID Re-attending between 3 & 9 months - Adults	1,628	3,186	51.1%	53.1%	52.0%	50.5%
% of FP17s for Band 1 Urgent Courses	241	3,740	6.4%	8.1%	9.4%	9.1%
% of FP17s Relating to Free Repair or Replacements	46	3,740	1.2%	0.9%	0.7%	0.8%
% of FP17s Relating to Continuations	74	3,740	2.0%	1.5%	1.2%	1.3%
% of Patients satisfied with the dentistry they have received	11	12	91.7%	94.9%	93.6%	93.2%
% of Patients satisfied with the time they had to wait for an appointment	10	12	83.3%	89.8%	89.1%	89.0%

* This is based on patients treated on this contract for their most recent course of treatment. Figures in italics indicate the base number of FP17s or Patient Questionnaire responses are less than 100. N/A is shown where the base number of responses is less than 10 during the period. % is calculated as Quantity/Base number*100

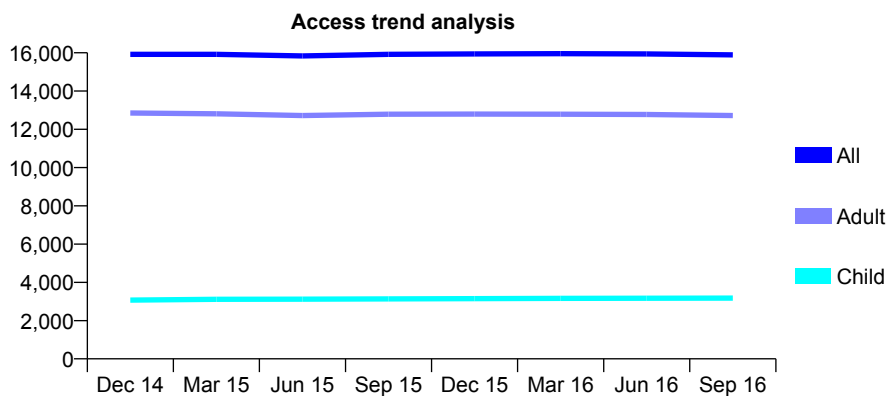
Q65 - Vital Signs At a Glance Contract Report for 101370/0050 - September 2016

Name or company name	Petrie Tucker & Partners Ltd
Contract type name	GDS Contract
Purpose of contract	General
Contract start date	01/04/2006
Contract end date	

16/17 Contracted general activity (UDA)	53,726
Carry forward general activity (UDA)	0
16/17 Contracted orthodontic activity (UOA)	0
Carry forward orthodontic activity (UOA)	0
Baseline contract value	£1,152,534.83

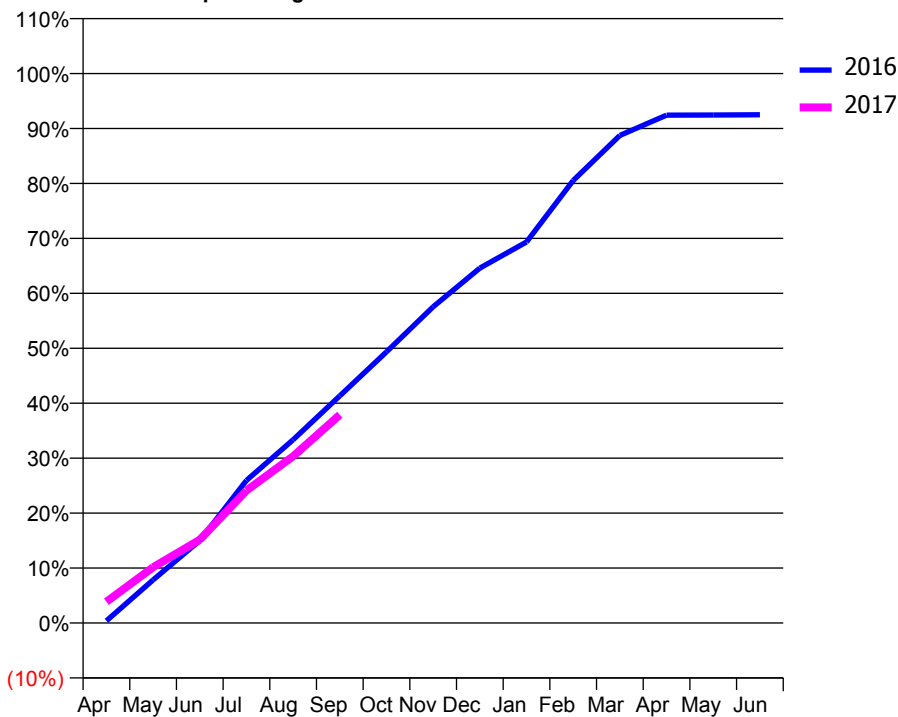
ACCESS*

Patients seen in 24 months	Total	Change since previous quarter
Quarter ending September 2015	15,922	
Quarter ending December 2015	15,943	→
Quarter ending March 2016	15,953	→
Quarter ending June 2016	15,943	→
Quarter ending September 2016	15,894	→
Variance since September 2015	(0.2%)	→



ACTIVITY

Cumulative percentage of contracted UDA delivered 2016 & 2017



Month	Adjusted Scheduled Activity (UDA)	
	2016	2017
April	218	2,074
May	4,216	5,460
June	8,068	8,143
July	13,943	12,956
August	17,914	16,299
September	22,204	20,358
October	26,511	
November	30,913	
December	34,697	
January	37,253	
February	43,270	
March	47,679	
April	49,657	
May	49,672	
June	49,697	

QUALITY

	Quantity	Base Number	Contract	AT	Region	England
% of FP17s for the same patient ID Re-attending within 3 months - Children	159	2,628	6.1%	10.2%	11.8%	12.4%
% of FP17s for the same patient ID Re-attending within 3 months - Adults	1,040	8,774	11.9%	15.2%	16.6%	16.7%
% of FP17s for the same patient ID Re-attending between 3 & 9 months - Children	1,800	2,628	68.5%	61.4%	60.2%	57.4%
% of FP17s for the same patient ID Re-attending between 3 & 9 months - Adults	5,469	8,774	62.3%	53.1%	52.0%	50.5%
% of FP17s for Band 1 Urgent Courses	617	10,465	5.9%	8.1%	9.4%	9.1%
% of FP17s Relating to Free Repair or Replacements	78	10,465	0.7%	0.9%	0.7%	0.8%
% of FP17s Relating to Continuations	237	10,465	2.3%	1.5%	1.2%	1.3%
% of Patients satisfied with the dentistry they have received	13	14	92.9%	94.9%	93.6%	93.2%
% of Patients satisfied with the time they had to wait for an appointment	14	14	100.0%	89.8%	89.1%	89.0%

* This is based on patients treated on this contract for their most recent course of treatment. Figures in italics indicate the base number of FP17s or Patient Questionnaire responses are less than 100. N/A is shown where the base number of responses is less than 10 during the period. % is calculated as Quantity/Base number*100

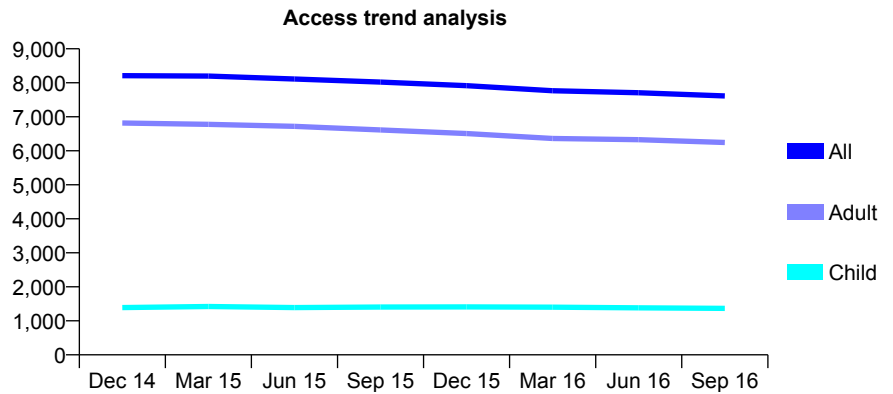
Q65 - Vital Signs At a Glance Contract Report for 101370/0055 - September 2016

Name or company name	Petrie Tucker & Partners Ltd
Contract type name	GDS Contract
Purpose of contract	General
Contract start date	01/04/2006
Contract end date	

16/17 Contracted general activity (UDA)	29,685
Carry forward general activity (UDA)	0
16/17 Contracted orthodontic activity (UOA)	0
Carry forward orthodontic activity (UOA)	0
Baseline contract value	£667,686.71

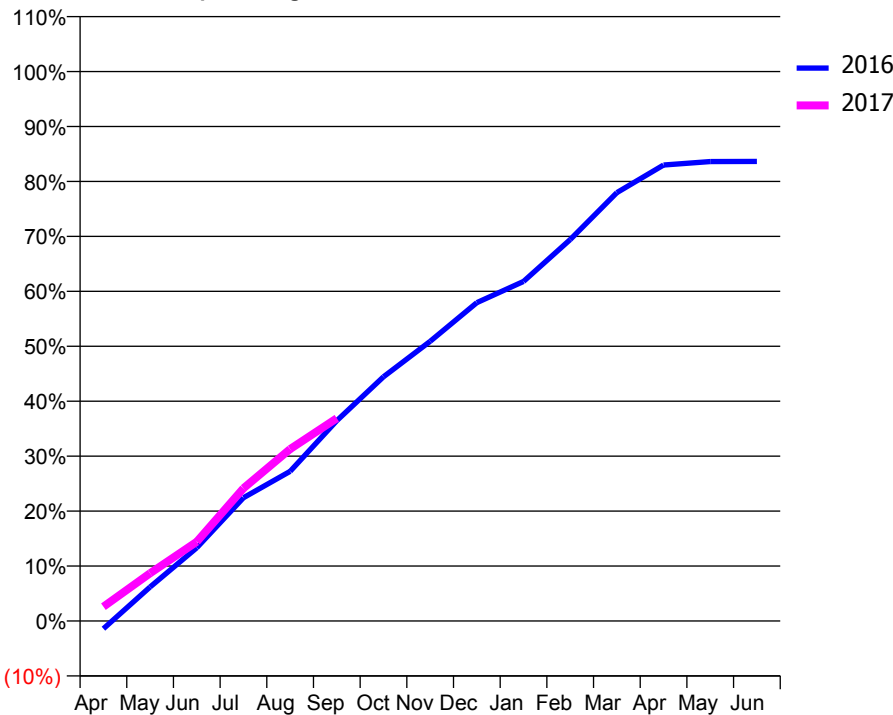
ACCESS*

Patients seen in 24 months	Total	Change since previous quarter
Quarter ending September 2015	8,020	
Quarter ending December 2015	7,917	↓
Quarter ending March 2016	7,765	↓
Quarter ending June 2016	7,709	→
Quarter ending September 2016	7,614	↓
Variance since September 2015	(5.1%)	↓



ACTIVITY

Cumulative percentage of contracted UDA delivered 2016 & 2017



Month	Adjusted Scheduled Activity (UDA)	
	2016	2017
April	-424	776
May	1,843	2,584
June	3,960	4,281
July	6,657	7,174
August	8,084	9,291
September	10,824	10,953
October	13,194	
November	15,113	
December	17,202	
January	18,346	
February	20,604	
March	23,145	
April	24,635	
May	24,819	
June	24,827	

QUALITY

	Quantity	Base Number	Contract	AT	Region	England
% of FP17s for the same patient ID Re-attending within 3 months - Children	49	867	5.7%	10.2%	11.8%	12.4%
% of FP17s for the same patient ID Re-attending within 3 months - Adults	438	4,085	10.7%	15.2%	16.6%	16.7%
% of FP17s for the same patient ID Re-attending between 3 & 9 months - Children	479	867	55.2%	61.4%	60.2%	57.4%
% of FP17s for the same patient ID Re-attending between 3 & 9 months - Adults	2,182	4,085	53.4%	53.1%	52.0%	50.5%
% of FP17s for Band 1 Urgent Courses	336	4,387	7.7%	8.1%	9.4%	9.1%
% of FP17s Relating to Free Repair or Replacements	36	4,387	0.8%	0.9%	0.7%	0.8%
% of FP17s Relating to Continuations	54	4,387	1.2%	1.5%	1.2%	1.3%
% of Patients satisfied with the dentistry they have received	5	5	N/A	94.9%	93.6%	93.2%
% of Patients satisfied with the time they had to wait for an appointment	4	5	N/A	89.8%	89.1%	89.0%

* This is based on patients treated on this contract for their most recent course of treatment. Figures in italics indicate the base number of FP17s or Patient Questionnaire responses are less than 100. N/A is shown where the base number of responses is less than 10 during the period. % is calculated as Quantity/Base number*100

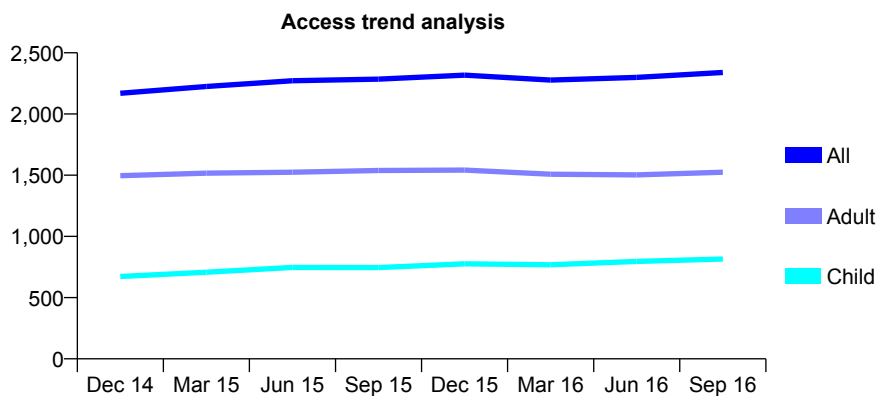
Q65 - Vital Signs At a Glance Contract Report for 101370/0070 - September 2016

Name or company name	Petrie Tucker & Partners Ltd
Contract type name	GDS Contract
Purpose of contract	General
Contract start date	01/07/2006
Contract end date	

16/17 Contracted general activity (UDA)	6,673
Carry forward general activity (UDA)	14
16/17 Contracted orthodontic activity (UOA)	0
Carry forward orthodontic activity (UOA)	0
Baseline contract value	£171,922.83

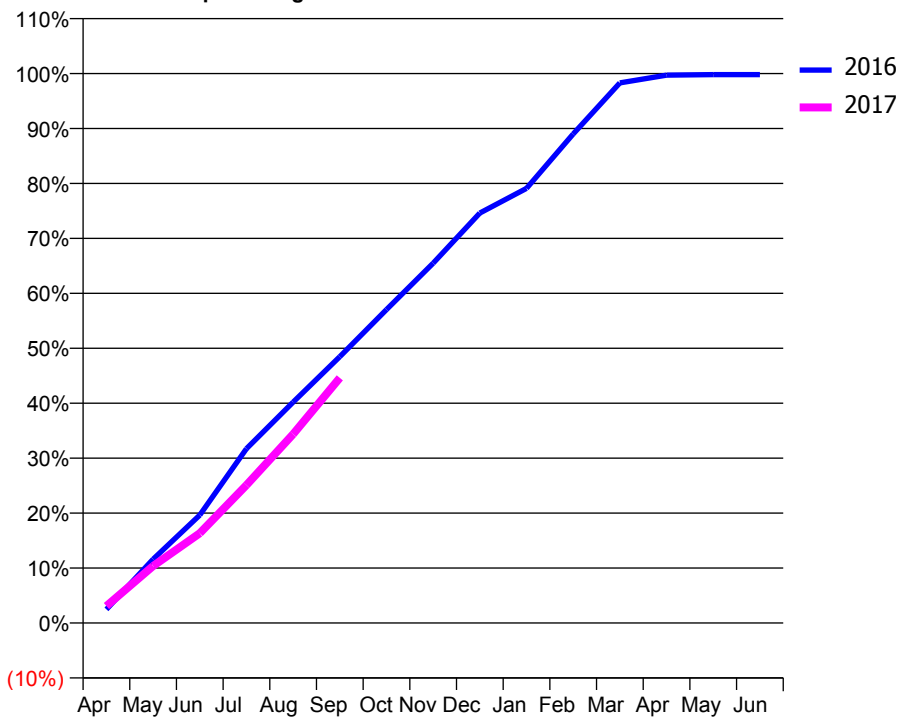
ACCESS*

Patients seen in 24 months	Total	Change since previous quarter
Quarter ending September 2015	2,285	
Quarter ending December 2015	2,318	→
Quarter ending March 2016	2,277	↓
Quarter ending June 2016	2,299	→
Quarter ending September 2016	2,339	→
Variance since September 2015	2.4%	↑



ACTIVITY

Cumulative percentage of contracted UDA delivered 2016 & 2017



Month	Adjusted Scheduled Activity (UDA)	
	2016	2017
April	166	207
May	775	692
June	1,311	1,091
July	2,118	1,675
August	2,682	2,294
September	3,235	2,977
October	3,806	
November	4,370	
December	4,979	
January	5,278	
February	5,939	
March	6,558	
April	6,653	
May	6,659	
June	6,659	

QUALITY

	Quantity	Base Number	Contract	AT	Region	England
% of FP17s for the same patient ID Re-attending within 3 months - Children	68	584	11.6%	10.2%	11.8%	12.4%
% of FP17s for the same patient ID Re-attending within 3 months - Adults	163	988	16.5%	15.2%	16.6%	16.7%
% of FP17s for the same patient ID Re-attending between 3 & 9 months - Children	307	584	52.6%	61.4%	60.2%	57.4%
% of FP17s for the same patient ID Re-attending between 3 & 9 months - Adults	494	988	50.0%	53.1%	52.0%	50.5%
% of FP17s for Band 1 Urgent Courses	135	1,500	9.0%	8.1%	9.4%	9.1%
% of FP17s Relating to Free Repair or Replacements	6	1,500	0.4%	0.9%	0.7%	0.8%
% of FP17s Relating to Continuations	32	1,500	2.1%	1.5%	1.2%	1.3%
% of Patients satisfied with the dentistry they have received	2	2	N/A	94.9%	93.6%	93.2%
% of Patients satisfied with the time they had to wait for an appointment	2	2	N/A	89.8%	89.1%	89.0%

* This is based on patients treated on this contract for their most recent course of treatment. Figures in italics indicate the base number of FP17s or Patient Questionnaire responses are less than 100. N/A is shown where the base number of responses is less than 10 during the period. % is calculated as Quantity/Base number*100

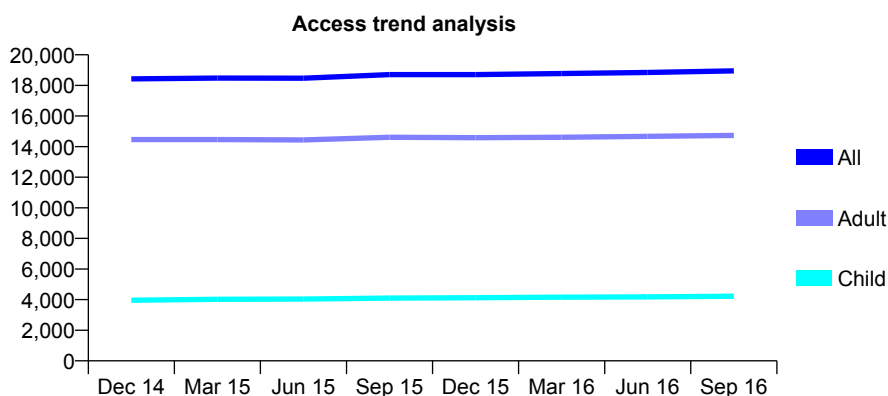
Q65 - Vital Signs At a Glance Contract Report for 101435/0006 - September 2016

Name or company name	IDH Limited
Contract type name	GDS Contract
Purpose of contract	General
Contract start date	01/04/2006
Contract end date	

16/17 Contracted general activity (UDA)	55,223
Carry forward general activity (UDA)	0
16/17 Contracted orthodontic activity (UOA)	0
Carry forward orthodontic activity (UOA)	0
Baseline contract value	£1,199,225.36

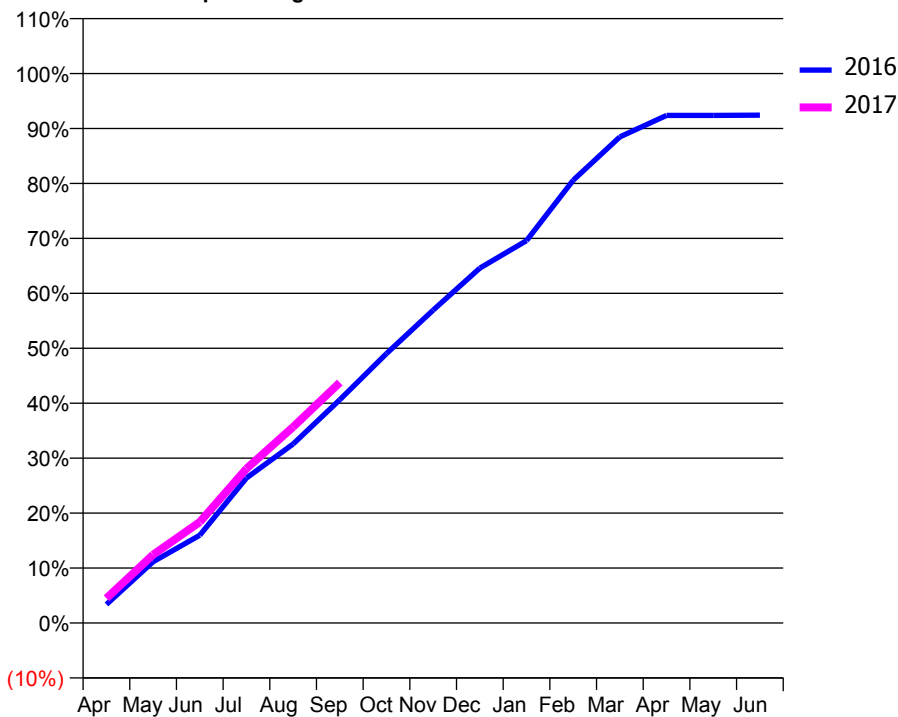
ACCESS*

Patients seen in 24 months	Total	Change since previous quarter
Quarter ending September 2015	18,709	
Quarter ending December 2015	18,709	→
Quarter ending March 2016	18,772	→
Quarter ending June 2016	18,846	→
Quarter ending September 2016	18,952	→
Variance since September 2015	1.3%	→



ACTIVITY

Cumulative percentage of contracted UDA delivered 2016 & 2017



Month	Adjusted Scheduled Activity (UDA)	
	2016	2017
April	1,866	2,489
May	6,155	6,867
June	8,826	10,152
July	14,567	15,517
August	17,991	19,703
September	22,436	24,166
October	27,081	
November	31,446	
December	35,667	
January	38,421	
February	44,498	
March	48,851	
April	51,014	
May	51,013	
June	51,039	

QUALITY

	Quantity	Base Number	Contract	AT	Region	England
% of FP17s for the same patient ID Re-attending within 3 months - Children	122	2,743	4.4%	10.2%	11.8%	12.4%
% of FP17s for the same patient ID Re-attending within 3 months - Adults	973	9,315	10.4%	15.2%	16.6%	16.7%
% of FP17s for the same patient ID Re-attending between 3 & 9 months - Children	1,450	2,743	52.9%	61.4%	60.2%	57.4%
% of FP17s for the same patient ID Re-attending between 3 & 9 months - Adults	4,901	9,315	52.6%	53.1%	52.0%	50.5%
% of FP17s for Band 1 Urgent Courses	430	11,151	3.9%	8.1%	9.4%	9.1%
% of FP17s Relating to Free Repair or Replacements	28	11,151	0.3%	0.9%	0.7%	0.8%
% of FP17s Relating to Continuations	272	11,151	2.4%	1.5%	1.2%	1.3%
% of Patients satisfied with the dentistry they have received	27	30	90.0%	94.9%	93.6%	93.2%
% of Patients satisfied with the time they had to wait for an appointment	29	30	96.7%	89.8%	89.1%	89.0%

* This is based on patients treated on this contract for their most recent course of treatment. Figures in italics indicate the base number of FP17s or Patient Questionnaire responses are less than 100. N/A is shown where the base number of responses is less than 10 during the period. % is calculated as Quantity/Base number*100

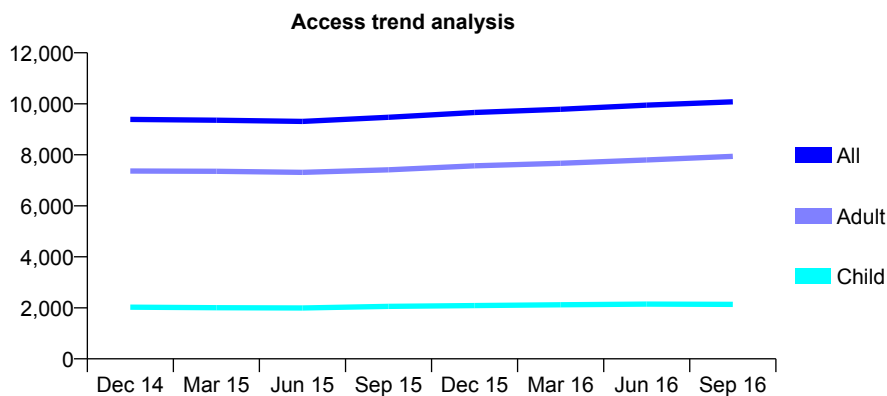
Q65 - Vital Signs At a Glance Contract Report for 101435/0007 - September 2016

Name or company name	IDH Limited
Contract type name	GDS Contract
Purpose of contract	General
Contract start date	01/04/2006
Contract end date	

16/17 Contracted general activity (UDA)	33,493
Carry forward general activity (UDA)	0
16/17 Contracted orthodontic activity (UOA)	0
Carry forward orthodontic activity (UOA)	0
Baseline contract value	£755,602.75

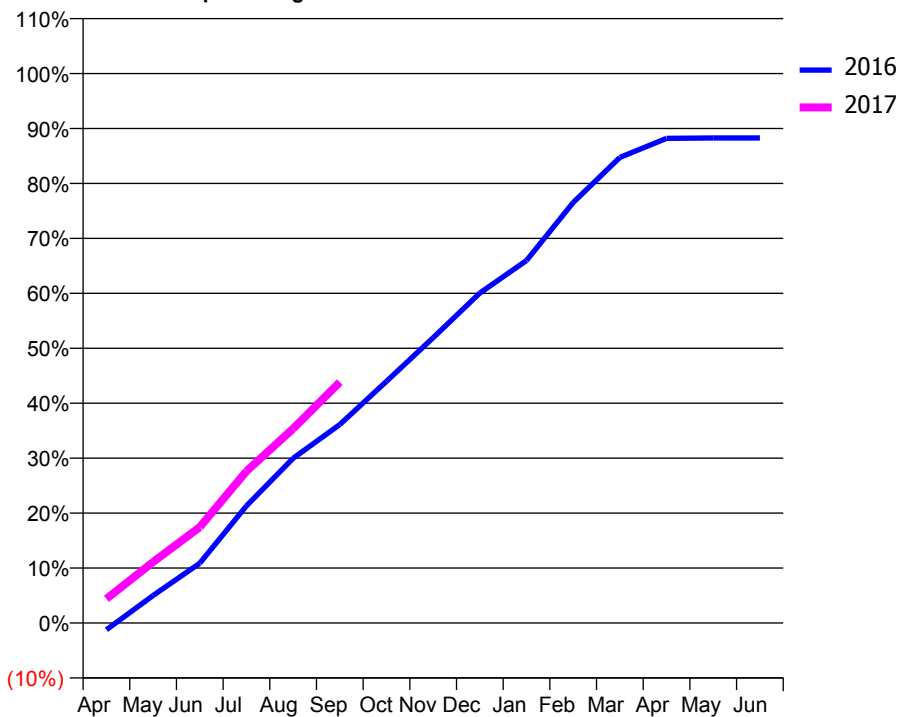
ACCESS*

Patients seen in 24 months	Total	Change since previous quarter
Quarter ending September 2015	9,471	
Quarter ending December 2015	9,660	→
Quarter ending March 2016	9,785	→
Quarter ending June 2016	9,946	→
Quarter ending September 2016	10,080	→
Variance since September 2015	6.4%	↑



ACTIVITY

Cumulative percentage of contracted UDA delivered 2016 & 2017



Adjusted Scheduled Activity (UDA)

Month	2016	2017
April	-420	1,476
May	1,681	3,716
June	3,644	5,851
July	7,137	9,257
August	10,039	11,844
September	12,100	14,681
October	14,728	
November	17,386	
December	20,111	
January	22,098	
February	25,634	
March	28,376	
April	29,536	
May	29,567	
June	29,567	

QUALITY

	Quantity	Base Number	Contract	AT	Region	England
% of FP17s for the same patient ID Re-attending within 3 months - Children	110	1,543	7.1%	10.2%	11.8%	12.4%
% of FP17s for the same patient ID Re-attending within 3 months - Adults	561	4,880	11.5%	15.2%	16.6%	16.7%
% of FP17s for the same patient ID Re-attending between 3 & 9 months - Children	856	1,543	55.5%	61.4%	60.2%	57.4%
% of FP17s for the same patient ID Re-attending between 3 & 9 months - Adults	2,461	4,880	50.4%	53.1%	52.0%	50.5%
% of FP17s for Band 1 Urgent Courses	459	5,964	7.7%	8.1%	9.4%	9.1%
% of FP17s Relating to Free Repair or Replacements	66	5,964	1.1%	0.9%	0.7%	0.8%
% of FP17s Relating to Continuations	79	5,964	1.3%	1.5%	1.2%	1.3%
% of Patients satisfied with the dentistry they have received	16	17	94.1%	94.9%	93.6%	93.2%
% of Patients satisfied with the time they had to wait for an appointment	14	17	82.4%	89.8%	89.1%	89.0%

* This is based on patients treated on this contract for their most recent course of treatment. Figures in italics indicate the base number of FP17s or Patient Questionnaire responses are less than 100. N/A is shown where the base number of responses is less than 10 during the period. % is calculated as Quantity/Base number*100

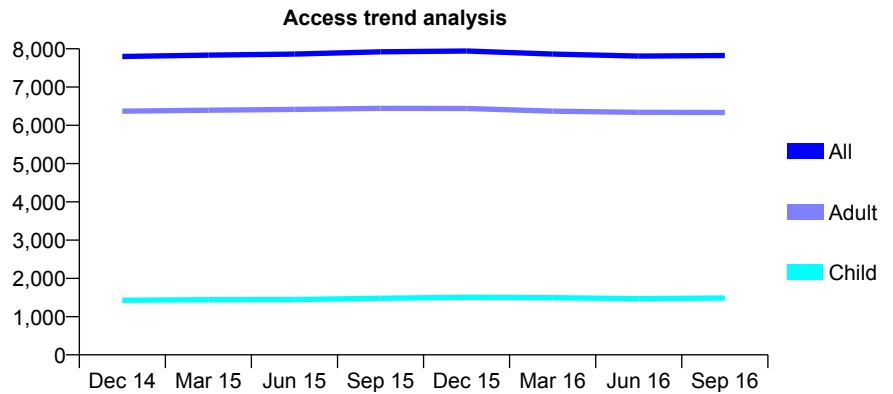
Q65 - Vital Signs At a Glance Contract Report for 101435/0012 - September 2016

Name or company name	IDH Limited
Contract type name	GDS Contract
Purpose of contract	General
Contract start date	01/04/2006
Contract end date	

16/17 Contracted general activity (UDA)	24,882
Carry forward general activity (UDA)	0
16/17 Contracted orthodontic activity (UOA)	0
Carry forward orthodontic activity (UOA)	0
Baseline contract value	£468,184.97

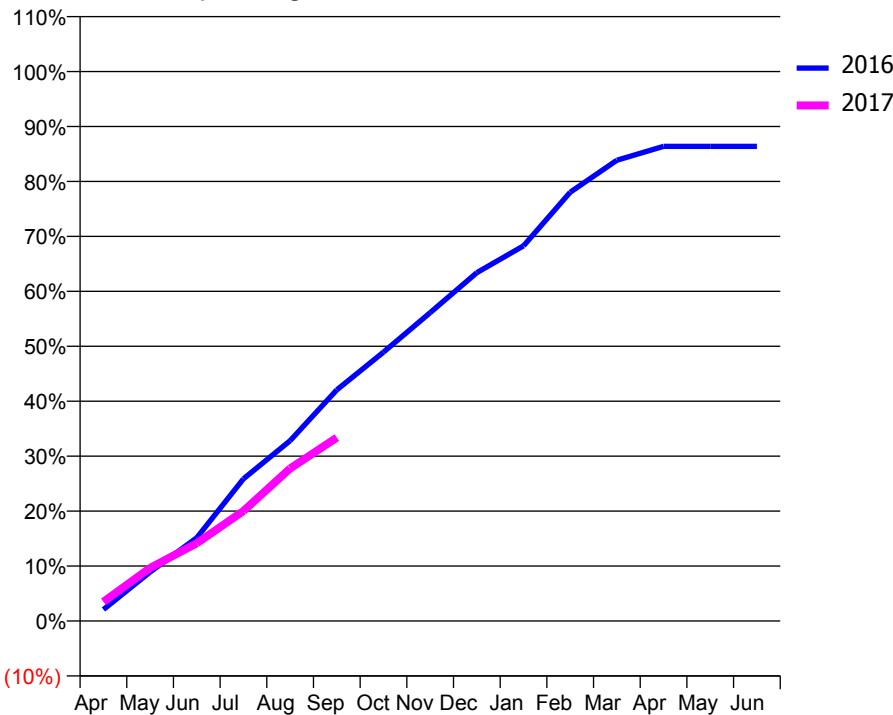
ACCESS*

Patients seen in 24 months	Total	Change since previous quarter
Quarter ending September 2015	7,922	
Quarter ending December 2015	7,944	→
Quarter ending March 2016	7,862	↓
Quarter ending June 2016	7,810	→
Quarter ending September 2016	7,823	→
Variance since September 2015	(1.2%)	↓



ACTIVITY

Cumulative percentage of contracted UDA delivered 2016 & 2017



Month	Adjusted Scheduled Activity (UDA)	
	2016	2017
April	520	870
May	2,218	2,404
June	3,771	3,523
July	6,438	4,983
August	8,164	6,909
September	10,465	8,307
October	12,176	
November	13,963	
December	15,776	
January	16,985	
February	19,415	
March	20,866	
April	21,490	
May	21,490	
June	21,490	

QUALITY

	Quantity	Base Number	Contract	AT	Region	England
% of FP17s for the same patient ID Re-attending within 3 months - Children	58	994	5.8%	10.2%	11.8%	12.4%
% of FP17s for the same patient ID Re-attending within 3 months - Adults	452	3,934	11.5%	15.2%	16.6%	16.7%
% of FP17s for the same patient ID Re-attending between 3 & 9 months - Children	604	994	60.8%	61.4%	60.2%	57.4%
% of FP17s for the same patient ID Re-attending between 3 & 9 months - Adults	2,288	3,934	58.2%	53.1%	52.0%	50.5%
% of FP17s for Band 1 Urgent Courses	241	4,569	5.3%	8.1%	9.4%	9.1%
% of FP17s Relating to Free Repair or Replacements	24	4,569	0.5%	0.9%	0.7%	0.8%
% of FP17s Relating to Continuations	96	4,569	2.1%	1.5%	1.2%	1.3%
% of Patients satisfied with the dentistry they have received	8	8	N/A	94.9%	93.6%	93.2%
% of Patients satisfied with the time they had to wait for an appointment	7	8	N/A	89.8%	89.1%	89.0%

* This is based on patients treated on this contract for their most recent course of treatment. Figures in italics indicate the base number of FP17s or Patient Questionnaire responses are less than 100. N/A is shown where the base number of responses is less than 10 during the period. % is calculated as Quantity/Base number*100

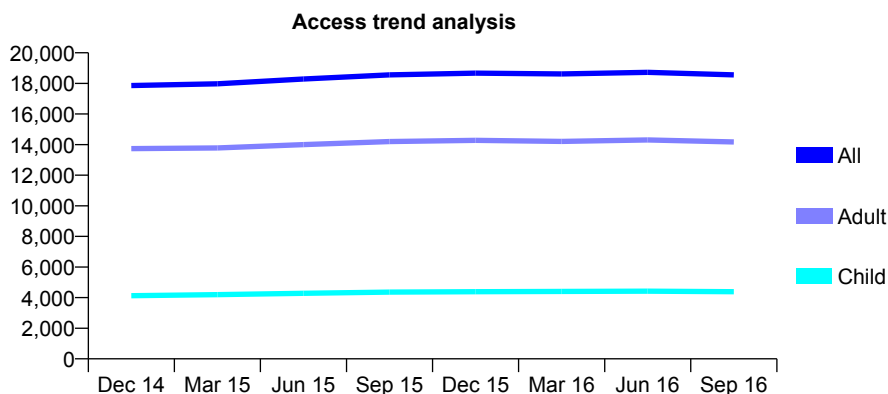
Q65 - Vital Signs At a Glance Contract Report for 101435/0020 - September 2016

Name or company name	IDH Limited
Contract type name	GDS Contract
Purpose of contract	General
Contract start date	01/04/2006
Contract end date	

16/17 Contracted general activity (UDA)	67,365
Carry forward general activity (UDA)	0
16/17 Contracted orthodontic activity (UOA)	0
Carry forward orthodontic activity (UOA)	0
Baseline contract value	£1,717,308.93

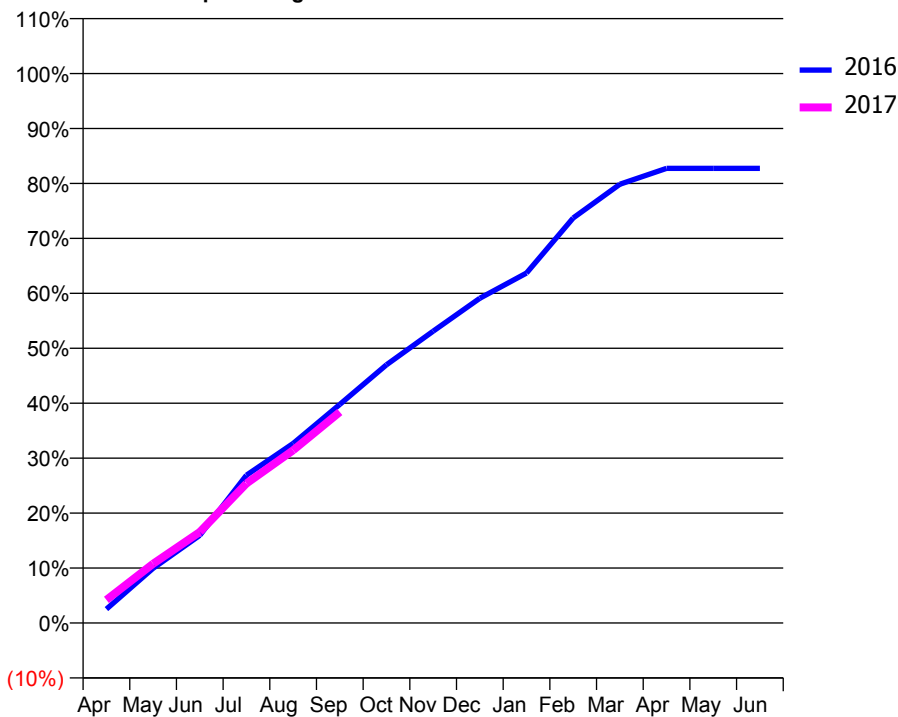
ACCESS*

Patients seen in 24 months	Total	Change since previous quarter
Quarter ending September 2015	18,559	
Quarter ending December 2015	18,669	→
Quarter ending March 2016	18,622	→
Quarter ending June 2016	18,726	→
Quarter ending September 2016	18,561	→
Variance since September 2015	0.0%	→



ACTIVITY

Cumulative percentage of contracted UDA delivered 2016 & 2017



Month	Adjusted Scheduled Activity (UDA)	
	2016	2017
April	1,710	2,832
May	6,705	7,262
June	10,751	11,149
July	18,120	17,105
August	22,007	21,180
September	26,802	25,872
October	31,651	
November	35,782	
December	39,817	
January	42,909	
February	49,648	
March	53,795	
April	55,740	
May	55,734	
June	55,734	

QUALITY

	Quantity	Base Number	Contract	AT	Region	England
% of FP17s for the same patient ID Re-attending within 3 months - Children	183	2,790	6.6%	10.2%	11.8%	12.4%
% of FP17s for the same patient ID Re-attending within 3 months - Adults	1,077	7,996	13.5%	15.2%	16.6%	16.7%
% of FP17s for the same patient ID Re-attending between 3 & 9 months - Children	1,457	2,790	52.2%	61.4%	60.2%	57.4%
% of FP17s for the same patient ID Re-attending between 3 & 9 months - Adults	3,636	7,996	45.5%	53.1%	52.0%	50.5%
% of FP17s for Band 1 Urgent Courses	975	9,948	9.8%	8.1%	9.4%	9.1%
% of FP17s Relating to Free Repair or Replacements	40	9,948	0.4%	0.9%	0.7%	0.8%
% of FP17s Relating to Continuations	160	9,948	1.6%	1.5%	1.2%	1.3%
% of Patients satisfied with the dentistry they have received	26	32	81.3%	94.9%	93.6%	93.2%
% of Patients satisfied with the time they had to wait for an appointment	29	32	90.6%	89.8%	89.1%	89.0%

* This is based on patients treated on this contract for their most recent course of treatment. Figures in italics indicate the base number of FP17s or Patient Questionnaire responses are less than 100. N/A is shown where the base number of responses is less than 10 during the period. % is calculated as Quantity/Base number*100

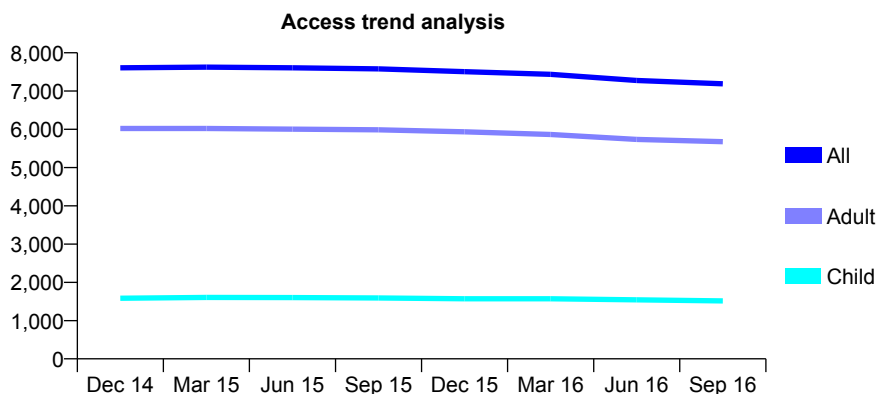
Q65 - Vital Signs At a Glance Contract Report for 101435/0055 - September 2016

Name or company name	IDH Limited
Contract type name	GDS Contract
Purpose of contract	General
Contract start date	02/01/2007
Contract end date	

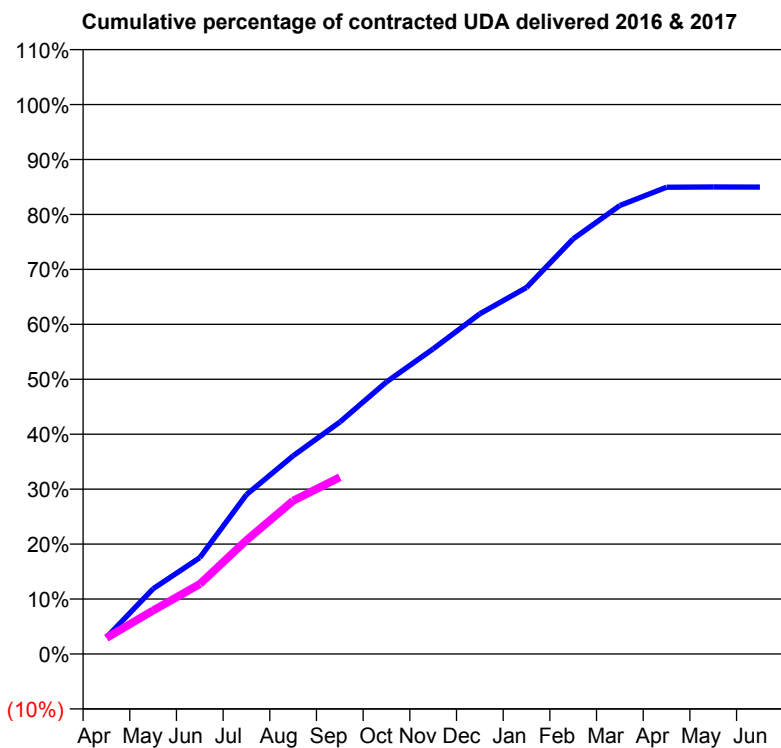
16/17 Contracted general activity (UDA)	24,044
Carry forward general activity (UDA)	0
16/17 Contracted orthodontic activity (UOA)	0
Carry forward orthodontic activity (UOA)	0
Baseline contract value	£543,897.57

ACCESS*

Patients seen in 24 months	Total	Change since previous quarter
Quarter ending September 2015	7,580	
Quarter ending December 2015	7,507	→
Quarter ending March 2016	7,437	→
Quarter ending June 2016	7,276	↓
Quarter ending September 2016	7,189	↓
Variance since September 2015	(5.2%)	↓



ACTIVITY



Month	Adjusted Scheduled Activity (UDA)	
	2016	2017
April	725	706
May	2,856	1,908
June	4,218	3,059
July	6,975	4,981
August	8,675	6,706
September	10,152	7,733
October	11,905	
November	13,354	
December	14,887	
January	16,035	
February	18,164	
March	19,628	
April	20,426	
May	20,434	
June	20,431	

QUALITY

	Quantity	Base Number	Contract	AT	Region	England
% of FP17s for the same patient ID Re-attending within 3 months - Children	75	913	8.2%	10.2%	11.8%	12.4%
% of FP17s for the same patient ID Re-attending within 3 months - Adults	441	3,078	14.3%	15.2%	16.6%	16.7%
% of FP17s for the same patient ID Re-attending between 3 & 9 months - Children	442	913	48.4%	61.4%	60.2%	57.4%
% of FP17s for the same patient ID Re-attending between 3 & 9 months - Adults	1,524	3,078	49.5%	53.1%	52.0%	50.5%
% of FP17s for Band 1 Urgent Courses	446	3,674	12.1%	8.1%	9.4%	9.1%
% of FP17s Relating to Free Repair or Replacements	83	3,674	2.3%	0.9%	0.7%	0.8%
% of FP17s Relating to Continuations	68	3,674	1.9%	1.5%	1.2%	1.3%
% of Patients satisfied with the dentistry they have received	9	11	81.8%	94.9%	93.6%	93.2%
% of Patients satisfied with the time they had to wait for an appointment	8	11	72.7%	89.8%	89.1%	89.0%

* This is based on patients treated on this contract for their most recent course of treatment. Figures in italics indicate the base number of FP17s or Patient Questionnaire responses are less than 100. N/A is shown where the base number of responses is less than 10 during the period. % is calculated as Quantity/Base number*100

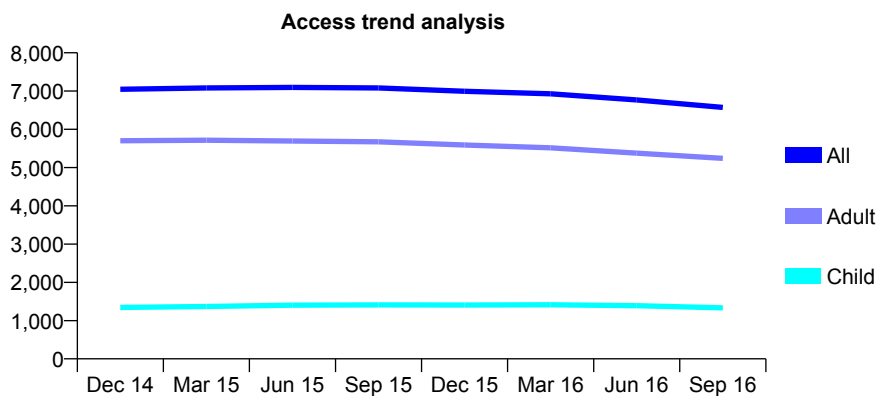
Q65 - Vital Signs At a Glance Contract Report for 101435/0069 - September 2016

Name or company name	IDH Limited
Contract type name	GDS Contract
Purpose of contract	General
Contract start date	07/09/2007
Contract end date	

16/17 Contracted general activity (UDA)	21,132
Carry forward general activity (UDA)	0
16/17 Contracted orthodontic activity (UOA)	0
Carry forward orthodontic activity (UOA)	0
Baseline contract value	£423,696.29

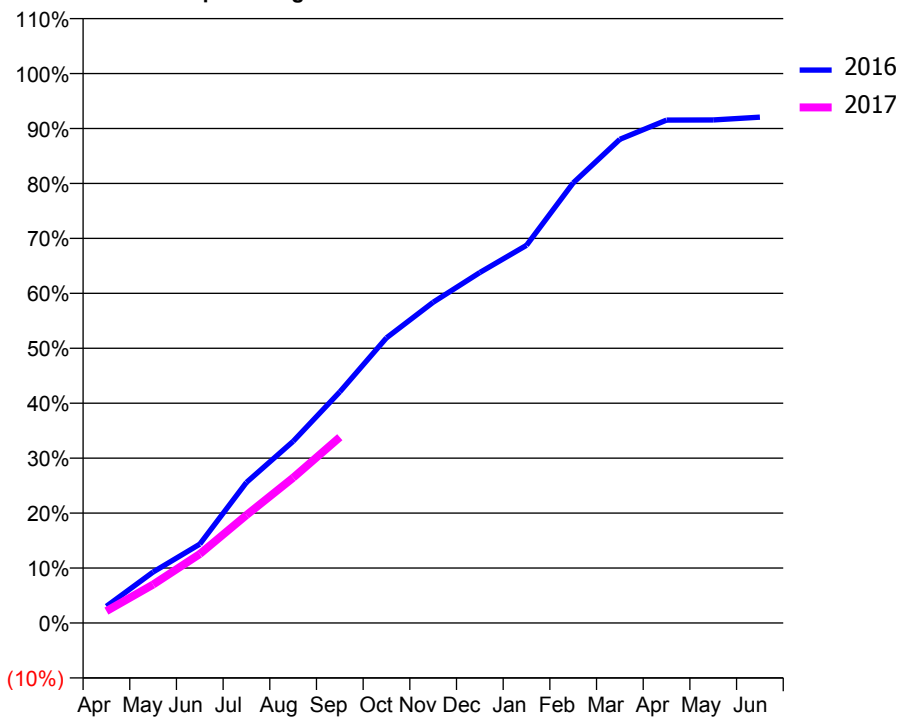
ACCESS*

Patients seen in 24 months	Total	Change since previous quarter
Quarter ending September 2015	7,083	
Quarter ending December 2015	6,996	↓
Quarter ending March 2016	6,929	→
Quarter ending June 2016	6,767	↓
Quarter ending September 2016	6,574	↓
Variance since September 2015	(7.2%)	↓



ACTIVITY

Cumulative percentage of contracted UDA delivered 2016 & 2017



Adjusted Scheduled Activity (UDA)

Month	2016	2017
April	641	457
May	1,959	1,480
June	3,032	2,653
July	5,408	4,151
August	6,986	5,588
September	8,887	7,144
October	10,969	
November	12,334	
December	13,479	
January	14,525	
February	16,925	
March	18,603	
April	19,342	
May	19,343	
June	19,454	

QUALITY

	Quantity	Base Number	Contract	AT	Region	England
% of FP17s for the same patient ID Re-attending within 3 months - Children	48	790	6.1%	10.2%	11.8%	12.4%
% of FP17s for the same patient ID Re-attending within 3 months - Adults	462	3,042	15.2%	15.2%	16.6%	16.7%
% of FP17s for the same patient ID Re-attending between 3 & 9 months - Children	523	790	66.2%	61.4%	60.2%	57.4%
% of FP17s for the same patient ID Re-attending between 3 & 9 months - Adults	1,543	3,042	50.7%	53.1%	52.0%	50.5%
% of FP17s for Band 1 Urgent Courses	338	3,431	9.9%	8.1%	9.4%	9.1%
% of FP17s Relating to Free Repair or Replacements	44	3,431	1.3%	0.9%	0.7%	0.8%
% of FP17s Relating to Continuations	85	3,431	2.5%	1.5%	1.2%	1.3%
% of Patients satisfied with the dentistry they have received	7	8	N/A	94.9%	93.6%	93.2%
% of Patients satisfied with the time they had to wait for an appointment	7	8	N/A	89.8%	89.1%	89.0%

* This is based on patients treated on this contract for their most recent course of treatment. Figures in italics indicate the base number of FP17s or Patient Questionnaire responses are less than 100. N/A is shown where the base number of responses is less than 10 during the period. % is calculated as Quantity/Base number*100

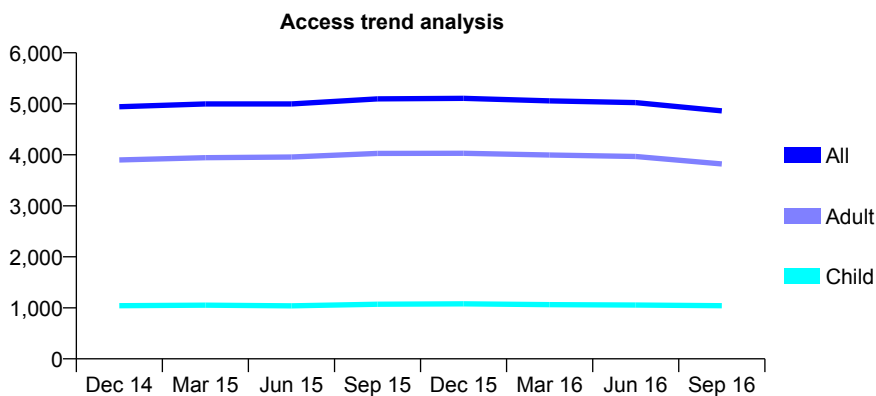
Q65 - Vital Signs At a Glance Contract Report for 101435/0080 - September 2016

Name or company name	IDH Limited
Contract type name	GDS Contract
Purpose of contract	General
Contract start date	18/01/2008
Contract end date	

16/17 Contracted general activity (UDA)	15,517
Carry forward general activity (UDA)	614
16/17 Contracted orthodontic activity (UOA)	0
Carry forward orthodontic activity (UOA)	0
Baseline contract value	£306,882.34

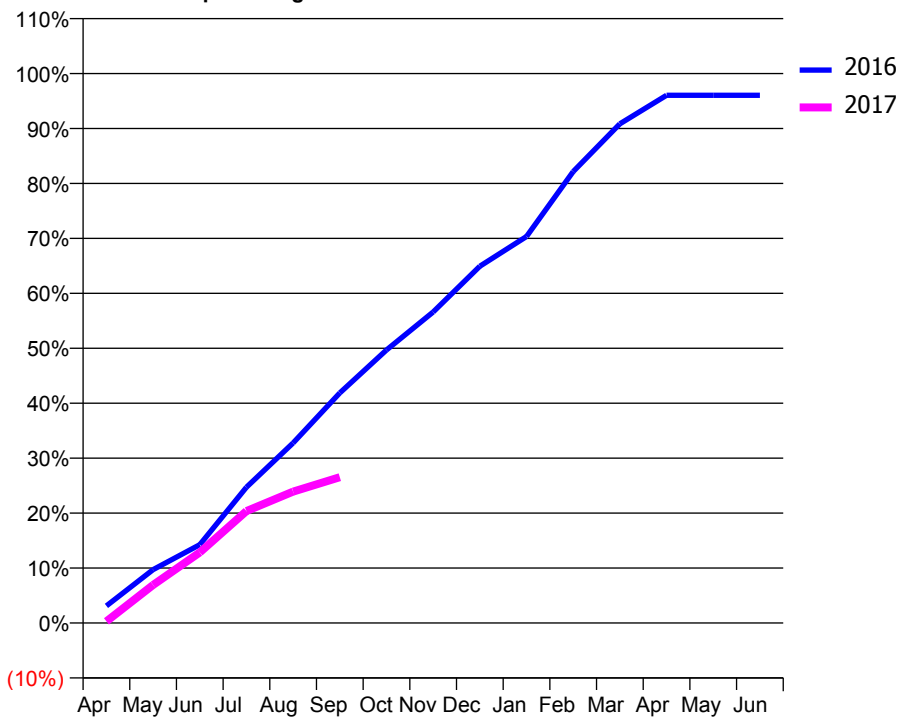
ACCESS*

Patients seen in 24 months	Total	Change since previous quarter
Quarter ending September 2015	5,098	
Quarter ending December 2015	5,107	→
Quarter ending March 2016	5,058	→
Quarter ending June 2016	5,023	→
Quarter ending September 2016	4,861	↓
Variance since September 2015	(4.6%)	↓



ACTIVITY

Cumulative percentage of contracted UDA delivered 2016 & 2017



Month	Adjusted Scheduled Activity (UDA)	
	2016	2017
April	485	48
May	1,509	1,074
June	2,213	1,994
July	3,836	3,161
August	5,086	3,711
September	6,498	4,117
October	7,709	
November	8,784	
December	10,074	
January	10,913	
February	12,748	
March	14,097	
April	14,903	
May	14,903	
June	14,903	

QUALITY

	Quantity	Base Number	Contract	AT	Region	England
% of FP17s for the same patient ID Re-attending within 3 months - Children	40	590	6.8%	10.2%	11.8%	12.4%
% of FP17s for the same patient ID Re-attending within 3 months - Adults	370	1,891	19.6%	15.2%	16.6%	16.7%
% of FP17s for the same patient ID Re-attending between 3 & 9 months - Children	374	590	63.4%	61.4%	60.2%	57.4%
% of FP17s for the same patient ID Re-attending between 3 & 9 months - Adults	687	1,891	36.3%	53.1%	52.0%	50.5%
% of FP17s for Band 1 Urgent Courses	250	2,186	11.4%	8.1%	9.4%	9.1%
% of FP17s Relating to Free Repair or Replacements	15	2,186	0.7%	0.9%	0.7%	0.8%
% of FP17s Relating to Continuations	93	2,186	4.3%	1.5%	1.2%	1.3%
% of Patients satisfied with the dentistry they have received	9	9	N/A	94.9%	93.6%	93.2%
% of Patients satisfied with the time they had to wait for an appointment	7	9	N/A	89.8%	89.1%	89.0%

* This is based on patients treated on this contract for their most recent course of treatment. Figures in italics indicate the base number of FP17s or Patient Questionnaire responses are less than 100. N/A is shown where the base number of responses is less than 10 during the period. % is calculated as Quantity/Base number*100

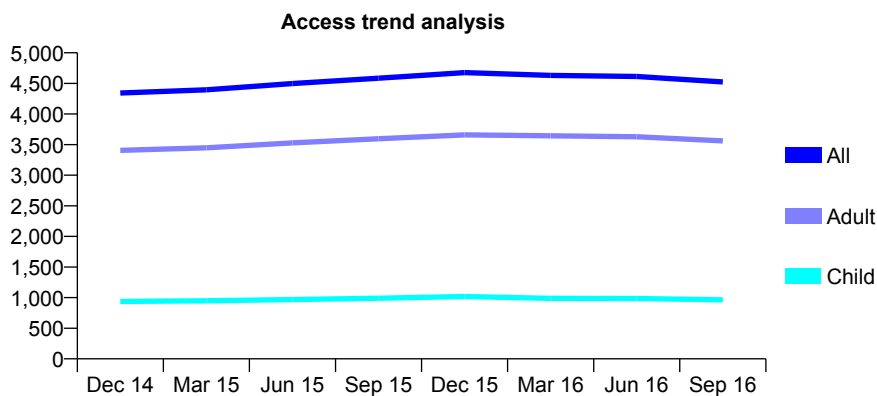
Q65 - Vital Signs At a Glance Contract Report for 101435/0084 - September 2016

Name or company name	IDH Limited
Contract type name	GDS Contract
Purpose of contract	General
Contract start date	01/02/2008
Contract end date	

16/17 Contracted general activity (UDA)	12,011
Carry forward general activity (UDA)	36
16/17 Contracted orthodontic activity (UOA)	0
Carry forward orthodontic activity (UOA)	0
Baseline contract value	£277,623.01

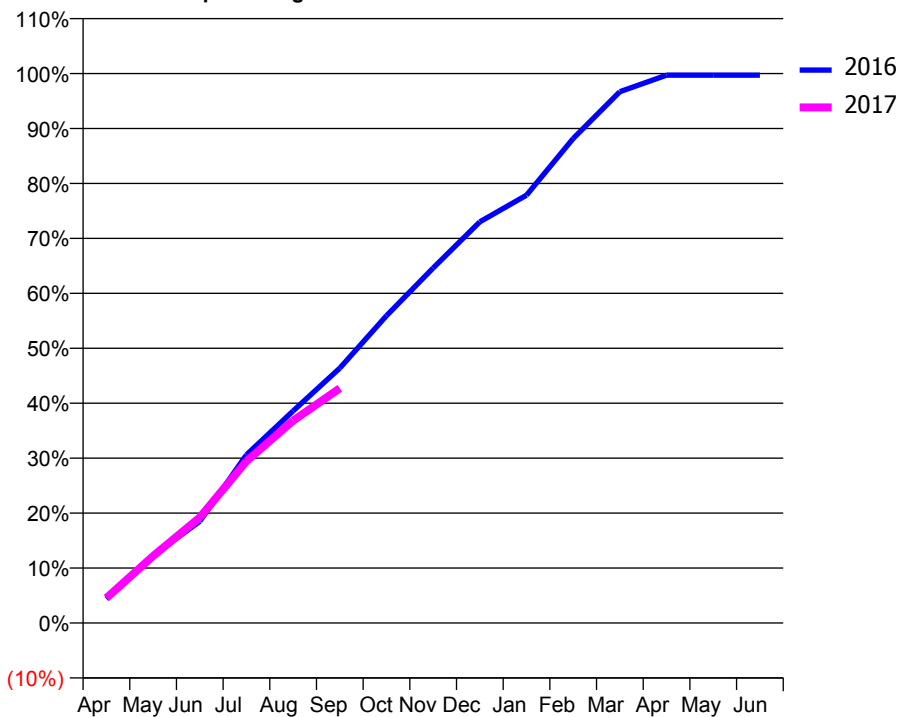
ACCESS*

Patients seen in 24 months	Total	Change since previous quarter
Quarter ending September 2015	4,586	
Quarter ending December 2015	4,677	→
Quarter ending March 2016	4,630	↓
Quarter ending June 2016	4,613	→
Quarter ending September 2016	4,524	↓
Variance since September 2015	(1.4%)	↓



ACTIVITY

Cumulative percentage of contracted UDA delivered 2016 & 2017



Adjusted Scheduled Activity (UDA)

Month	2016	2017
April	526	546
May	1,479	1,465
June	2,223	2,308
July	3,676	3,538
August	4,637	4,424
September	5,572	5,131
October	6,718	
November	7,760	
December	8,770	
January	9,350	
February	10,592	
March	11,613	
April	11,975	
May	11,975	
June	11,975	

QUALITY

	Quantity	Base Number	Contract	AT	Region	England
% of FP17s for the same patient ID Re-attending within 3 months - Children	32	638	5.0%	10.2%	11.8%	12.4%
% of FP17s for the same patient ID Re-attending within 3 months - Adults	256	2,045	12.5%	15.2%	16.6%	16.7%
% of FP17s for the same patient ID Re-attending between 3 & 9 months - Children	304	638	47.6%	61.4%	60.2%	57.4%
% of FP17s for the same patient ID Re-attending between 3 & 9 months - Adults	774	2,045	37.8%	53.1%	52.0%	50.5%
% of FP17s for Band 1 Urgent Courses	147	2,523	5.8%	8.1%	9.4%	9.1%
% of FP17s Relating to Free Repair or Replacements	15	2,523	0.6%	0.9%	0.7%	0.8%
% of FP17s Relating to Continuations	77	2,523	3.1%	1.5%	1.2%	1.3%
% of Patients satisfied with the dentistry they have received	4	4	N/A	94.9%	93.6%	93.2%
% of Patients satisfied with the time they had to wait for an appointment	4	4	N/A	89.8%	89.1%	89.0%

* This is based on patients treated on this contract for their most recent course of treatment. Figures in italics indicate the base number of FP17s or Patient Questionnaire responses are less than 100. N/A is shown where the base number of responses is less than 10 during the period. % is calculated as Quantity/Base number*100

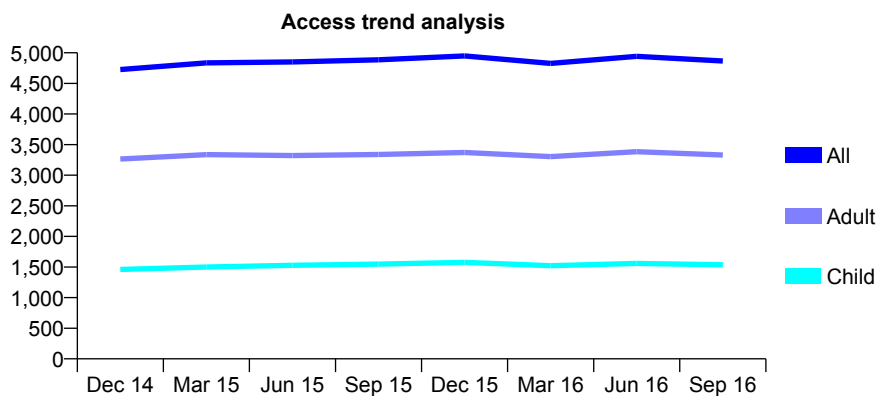
Q65 - Vital Signs At a Glance Contract Report for 101435/0107 - September 2016

Name or company name	IDH Limited
Contract type name	GDS Contract
Purpose of contract	General
Contract start date	01/07/2008
Contract end date	

16/17 Contracted general activity (UDA)	15,000
Carry forward general activity (UDA)	-300
16/17 Contracted orthodontic activity (UOA)	0
Carry forward orthodontic activity (UOA)	0
Baseline contract value	£308,089.34

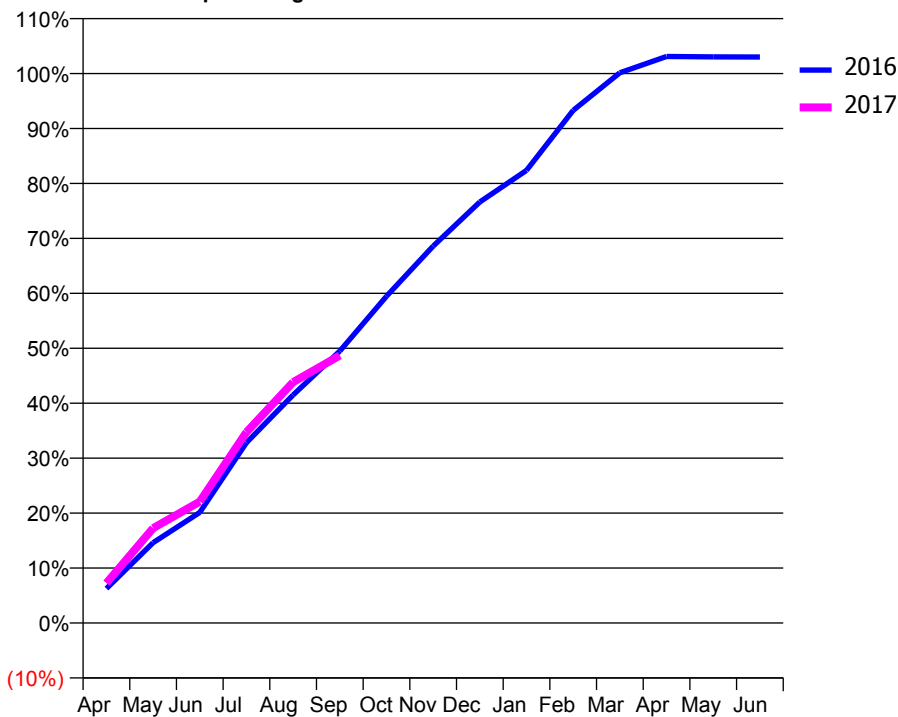
ACCESS*

Patients seen in 24 months	Total	Change since previous quarter
Quarter ending September 2015	4,886	
Quarter ending December 2015	4,949	→
Quarter ending March 2016	4,827	↓
Quarter ending June 2016	4,942	↑
Quarter ending September 2016	4,866	↓
Variance since September 2015	(0.4%)	→



ACTIVITY

Cumulative percentage of contracted UDA delivered 2016 & 2017



Month	Adjusted Scheduled Activity (UDA)	
	2016	2017
April	942	1,089
May	2,193	2,589
June	3,020	3,314
July	4,922	5,210
August	6,226	6,575
September	7,426	7,305
October	8,919	
November	10,290	
December	11,494	
January	12,356	
February	13,992	
March	15,022	
April	15,463	
May	15,452	
June	15,451	

QUALITY

	Quantity	Base Number	Contract	AT	Region	England
% of FP17s for the same patient ID Re-attending within 3 months - Children	105	1,049	10.0%	10.2%	11.8%	12.4%
% of FP17s for the same patient ID Re-attending within 3 months - Adults	320	1,996	16.0%	15.2%	16.6%	16.7%
% of FP17s for the same patient ID Re-attending between 3 & 9 months - Children	596	1,049	56.8%	61.4%	60.2%	57.4%
% of FP17s for the same patient ID Re-attending between 3 & 9 months - Adults	986	1,996	49.4%	53.1%	52.0%	50.5%
% of FP17s for Band 1 Urgent Courses	330	2,827	11.7%	8.1%	9.4%	9.1%
% of FP17s Relating to Free Repair or Replacements	12	2,827	0.4%	0.9%	0.7%	0.8%
% of FP17s Relating to Continuations	47	2,827	1.7%	1.5%	1.2%	1.3%
% of Patients satisfied with the dentistry they have received	2	2	N/A	94.9%	93.6%	93.2%
% of Patients satisfied with the time they had to wait for an appointment	2	2	N/A	89.8%	89.1%	89.0%

* This is based on patients treated on this contract for their most recent course of treatment. Figures in italics indicate the base number of FP17s or Patient Questionnaire responses are less than 100. N/A is shown where the base number of responses is less than 10 during the period. % is calculated as Quantity/Base number*100

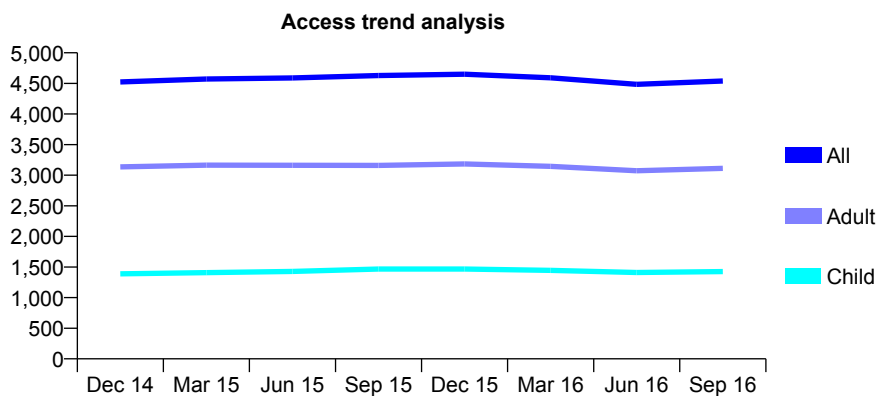
Q65 - Vital Signs At a Glance Contract Report for 101435/0119 - September 2016

Name or company name	IDH Limited
Contract type name	GDS Contract
Purpose of contract	General
Contract start date	08/12/2008
Contract end date	

16/17 Contracted general activity (UDA)	15,617
Carry forward general activity (UDA)	0
16/17 Contracted orthodontic activity (UOA)	0
Carry forward orthodontic activity (UOA)	0
Baseline contract value	£321,098.28

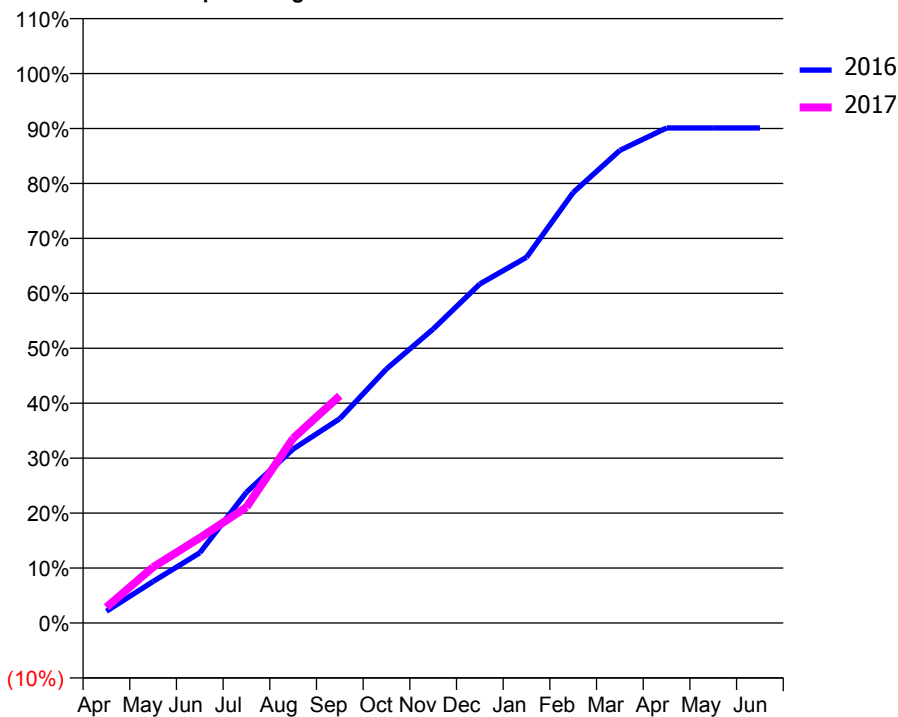
ACCESS*

Patients seen in 24 months	Total	Change since previous quarter
Quarter ending September 2015	4,629	
Quarter ending December 2015	4,651	→
Quarter ending March 2016	4,591	↓
Quarter ending June 2016	4,484	↓
Quarter ending September 2016	4,539	→
Variance since September 2015	(1.9%)	↓



ACTIVITY

Cumulative percentage of contracted UDA delivered 2016 & 2017



Adjusted Scheduled Activity (UDA)

Month	2016	2017
April	336	451
May	1,182	1,590
June	1,995	2,418
July	3,717	3,293
August	4,945	5,252
September	5,808	6,459
October	7,222	
November	8,354	
December	9,637	
January	10,393	
February	12,236	
March	13,434	
April	14,069	
May	14,069	
June	14,069	

QUALITY

	Quantity	Base Number	Contract	AT	Region	England
% of FP17s for the same patient ID Re-attending within 3 months - Children	76	892	8.5%	10.2%	11.8%	12.4%
% of FP17s for the same patient ID Re-attending within 3 months - Adults	327	1,838	17.8%	15.2%	16.6%	16.7%
% of FP17s for the same patient ID Re-attending between 3 & 9 months - Children	433	892	48.5%	61.4%	60.2%	57.4%
% of FP17s for the same patient ID Re-attending between 3 & 9 months - Adults	797	1,838	43.4%	53.1%	52.0%	50.5%
% of FP17s for Band 1 Urgent Courses	215	2,501	8.6%	8.1%	9.4%	9.1%
% of FP17s Relating to Free Repair or Replacements	16	2,501	0.6%	0.9%	0.7%	0.8%
% of FP17s Relating to Continuations	69	2,501	2.8%	1.5%	1.2%	1.3%
% of Patients satisfied with the dentistry they have received	6	7	N/A	94.9%	93.6%	93.2%
% of Patients satisfied with the time they had to wait for an appointment	7	7	N/A	89.8%	89.1%	89.0%

* This is based on patients treated on this contract for their most recent course of treatment. Figures in italics indicate the base number of FP17s or Patient Questionnaire responses are less than 100. N/A is shown where the base number of responses is less than 10 during the period. % is calculated as Quantity/Base number*100

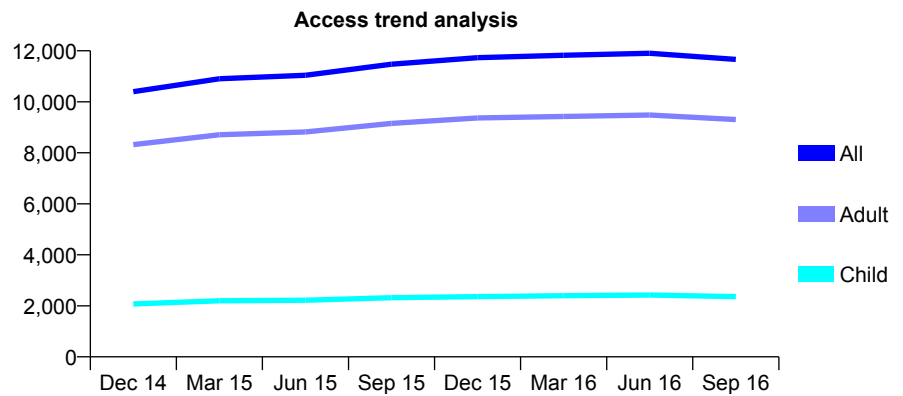
Q65 - Vital Signs At a Glance Contract Report for 101435/0122 - September 2016

Name or company name	IDH Limited
Contract type name	GDS Contract
Purpose of contract	General
Contract start date	01/04/2009
Contract end date	

16/17 Contracted general activity (UDA)	32,300
Carry forward general activity (UDA)	-356
16/17 Contracted orthodontic activity (UOA)	0
Carry forward orthodontic activity (UOA)	0
Baseline contract value	£724,177.79

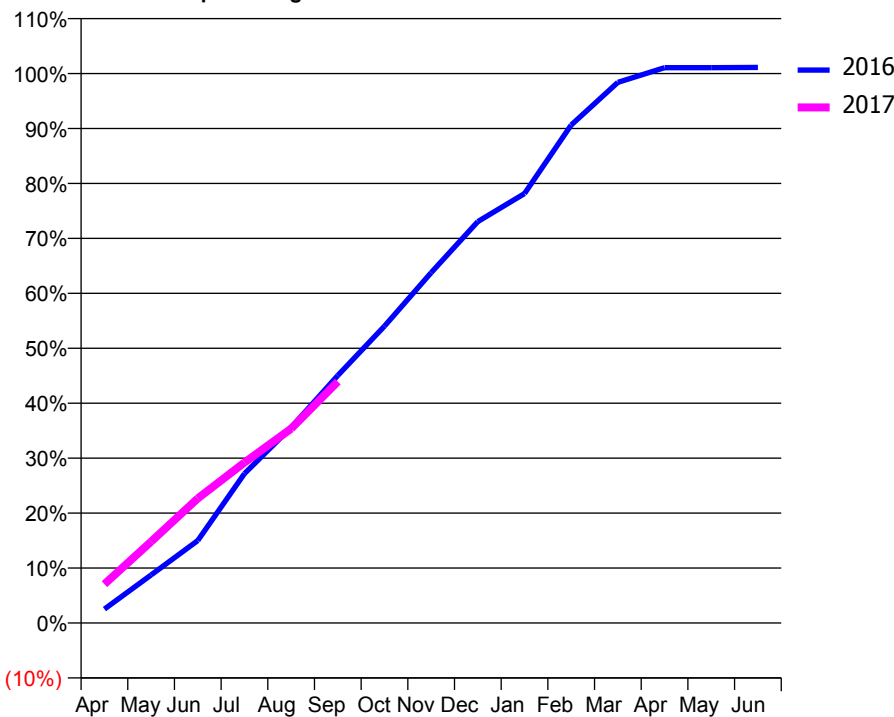
ACCESS*

Patients seen in 24 months	Total	Change since previous quarter
Quarter ending September 2015	11,473	
Quarter ending December 2015	11,730	↑
Quarter ending March 2016	11,823	→
Quarter ending June 2016	11,905	→
Quarter ending September 2016	11,661	↓
Variance since September 2015	1.6%	→



ACTIVITY

Cumulative percentage of contracted UDA delivered 2016 & 2017



Month	Adjusted Scheduled Activity (UDA)	
	2016	2017
April	818	2,286
May	2,826	4,788
June	4,845	7,325
July	8,783	9,434
August	11,497	11,424
September	14,550	14,188
October	17,450	
November	20,593	
December	23,597	
January	25,243	
February	29,269	
March	31,783	
April	32,645	
May	32,644	
June	32,656	

QUALITY

	Quantity	Base Number	Contract	AT	Region	England
% of FP17s for the same patient ID Re-attending within 3 months - Children	86	1,572	5.5%	10.2%	11.8%	12.4%
% of FP17s for the same patient ID Re-attending within 3 months - Adults	433	5,427	8.0%	15.2%	16.6%	16.7%
% of FP17s for the same patient ID Re-attending between 3 & 9 months - Children	965	1,572	61.4%	61.4%	60.2%	57.4%
% of FP17s for the same patient ID Re-attending between 3 & 9 months - Adults	3,013	5,427	55.5%	53.1%	52.0%	50.5%
% of FP17s for Band 1 Urgent Courses	218	6,534	3.3%	8.1%	9.4%	9.1%
% of FP17s Relating to Free Repair or Replacements	37	6,534	0.6%	0.9%	0.7%	0.8%
% of FP17s Relating to Continuations	91	6,534	1.4%	1.5%	1.2%	1.3%
% of Patients satisfied with the dentistry they have received	15	15	100.0%	94.9%	93.6%	93.2%
% of Patients satisfied with the time they had to wait for an appointment	14	15	93.3%	89.8%	89.1%	89.0%

* This is based on patients treated on this contract for their most recent course of treatment. Figures in italics indicate the base number of FP17s or Patient Questionnaire responses are less than 100. N/A is shown where the base number of responses is less than 10 during the period. % is calculated as Quantity/Base number*100

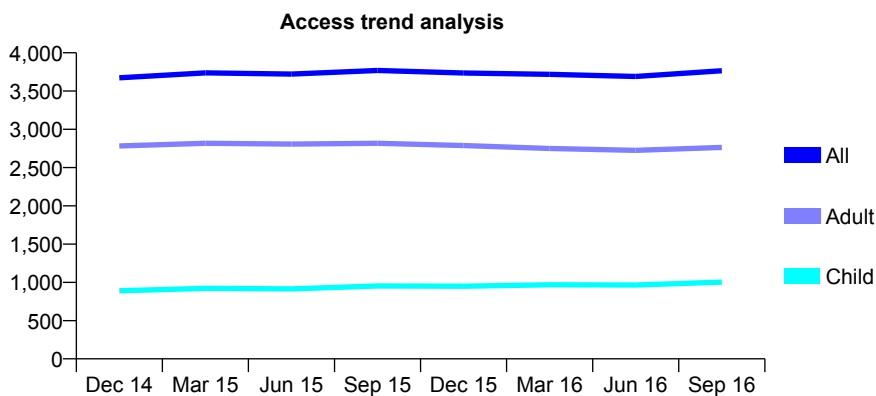
Q65 - Vital Signs At a Glance Contract Report for 101435/0124 - September 2016

Name or company name	IDH Limited
Contract type name	GDS Contract
Purpose of contract	General
Contract start date	01/03/2010
Contract end date	

16/17 Contracted general activity (UDA)	12,116
Carry forward general activity (UDA)	451
16/17 Contracted orthodontic activity (UOA)	0
Carry forward orthodontic activity (UOA)	0
Baseline contract value	£302,841.58

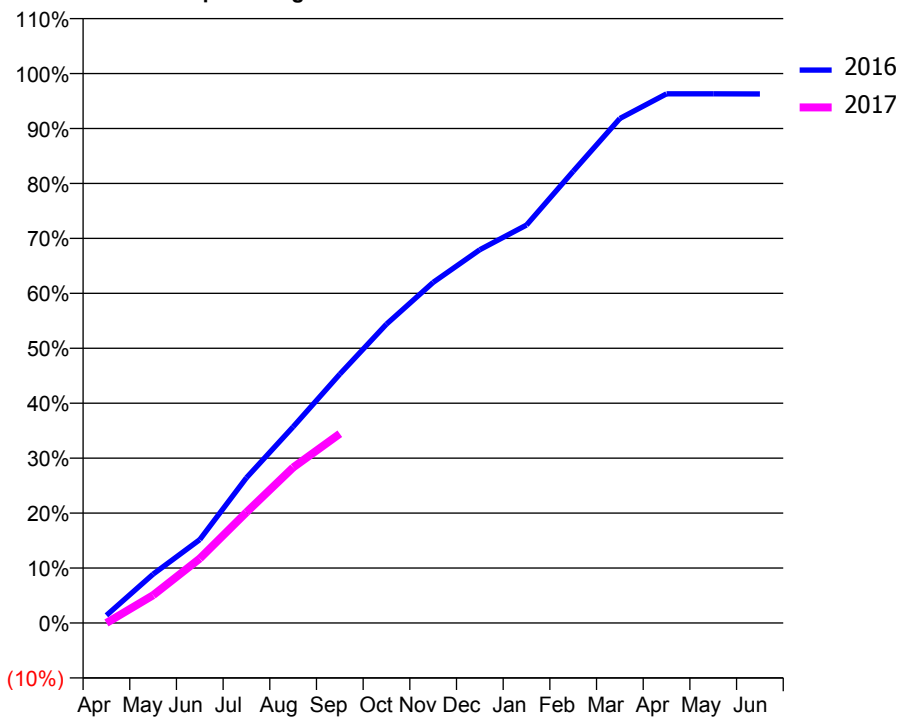
ACCESS*

Patients seen in 24 months	Total	Change since previous quarter
Quarter ending September 2015	3,769	
Quarter ending December 2015	3,736	→
Quarter ending March 2016	3,718	→
Quarter ending June 2016	3,690	→
Quarter ending September 2016	3,766	↑
Variance since September 2015	(0.1%)	→



ACTIVITY

Cumulative percentage of contracted UDA delivered 2016 & 2017



Month	Adjusted Scheduled Activity (UDA)	
	2016	2017
April	169	-1
May	1,077	612
June	1,839	1,421
July	3,202	2,442
August	4,327	3,430
September	5,488	4,172
October	6,589	
November	7,510	
December	8,232	
January	8,775	
February	9,961	
March	11,123	
April	11,668	
May	11,668	
June	11,665	

QUALITY

	Quantity	Base Number	Contract	AT	Region	England
% of FP17s for the same patient ID Re-attending within 3 months - Children	70	694	10.1%	10.2%	11.8%	12.4%
% of FP17s for the same patient ID Re-attending within 3 months - Adults	246	1,476	16.7%	15.2%	16.6%	16.7%
% of FP17s for the same patient ID Re-attending between 3 & 9 months - Children	341	694	49.1%	61.4%	60.2%	57.4%
% of FP17s for the same patient ID Re-attending between 3 & 9 months - Adults	598	1,476	40.5%	53.1%	52.0%	50.5%
% of FP17s for Band 1 Urgent Courses	221	1,998	11.1%	8.1%	9.4%	9.1%
% of FP17s Relating to Free Repair or Replacements	4	1,998	0.2%	0.9%	0.7%	0.8%
% of FP17s Relating to Continuations	61	1,998	3.1%	1.5%	1.2%	1.3%
% of Patients satisfied with the dentistry they have received	3	4	N/A	94.9%	93.6%	93.2%
% of Patients satisfied with the time they had to wait for an appointment	2	4	N/A	89.8%	89.1%	89.0%

* This is based on patients treated on this contract for their most recent course of treatment. Figures in italics indicate the base number of FP17s or Patient Questionnaire responses are less than 100. N/A is shown where the base number of responses is less than 10 during the period. % is calculated as Quantity/Base number*100

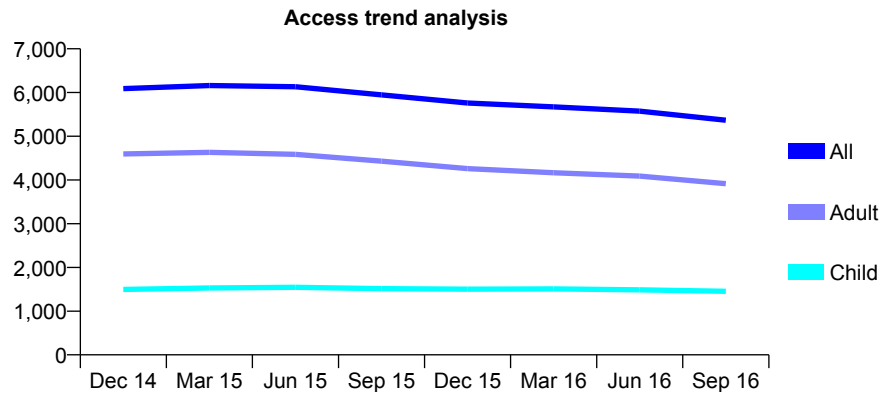
Q65 - Vital Signs At a Glance Contract Report for 101435/0131 - September 2016

Name or company name	IDH Limited
Contract type name	GDS Contract
Purpose of contract	General
Contract start date	01/04/2010
Contract end date	

16/17 Contracted general activity (UDA)	17,467
Carry forward general activity (UDA)	0
16/17 Contracted orthodontic activity (UOA)	0
Carry forward orthodontic activity (UOA)	0
Baseline contract value	£436,533.93

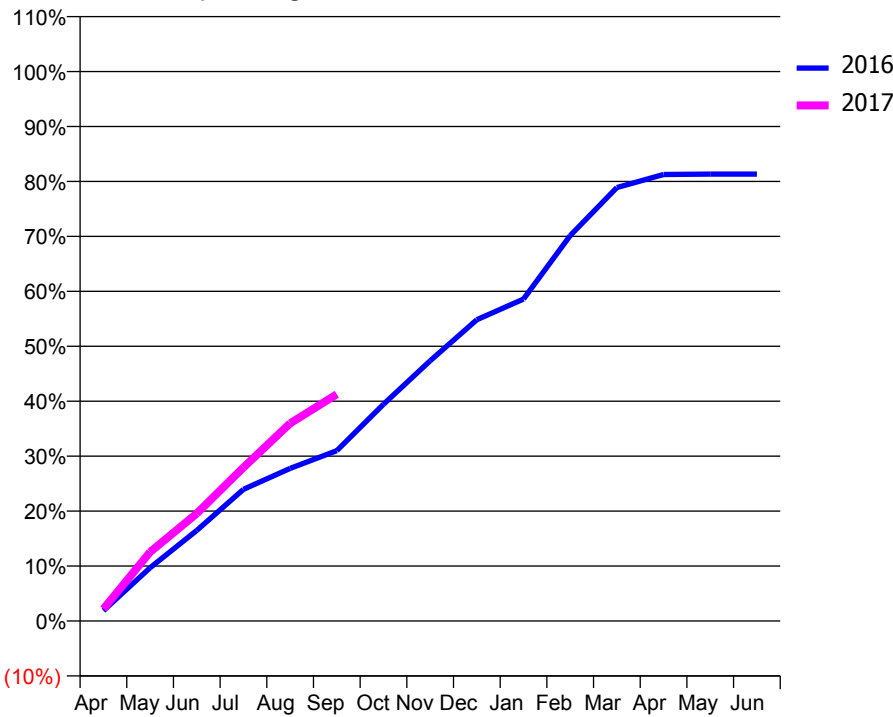
ACCESS*

Patients seen in 24 months	Total	Change since previous quarter
Quarter ending September 2015	5,945	
Quarter ending December 2015	5,761	↓
Quarter ending March 2016	5,672	↓
Quarter ending June 2016	5,575	↓
Quarter ending September 2016	5,368	↓
Variance since September 2015	(9.7%)	↓



ACTIVITY

Cumulative percentage of contracted UDA delivered 2016 & 2017



Month	Adjusted Scheduled Activity (UDA)	
	2016	2017
April	330	383
May	1,695	2,193
June	2,880	3,420
July	4,187	4,882
August	4,849	6,284
September	5,416	7,210
October	6,890	
November	8,271	
December	9,578	
January	10,234	
February	12,251	
March	13,778	
April	14,193	
May	14,206	
June	14,206	

QUALITY

	Quantity	Base Number	Contract	AT	Region	England
% of FP17s for the same patient ID Re-attending within 3 months - Children	83	767	10.8%	10.2%	11.8%	12.4%
% of FP17s for the same patient ID Re-attending within 3 months - Adults	330	1,903	17.3%	15.2%	16.6%	16.7%
% of FP17s for the same patient ID Re-attending between 3 & 9 months - Children	310	767	40.4%	61.4%	60.2%	57.4%
% of FP17s for the same patient ID Re-attending between 3 & 9 months - Adults	691	1,903	36.3%	53.1%	52.0%	50.5%
% of FP17s for Band 1 Urgent Courses	148	2,519	5.9%	8.1%	9.4%	9.1%
% of FP17s Relating to Free Repair or Replacements	14	2,519	0.6%	0.9%	0.7%	0.8%
% of FP17s Relating to Continuations	130	2,519	5.2%	1.5%	1.2%	1.3%
% of Patients satisfied with the dentistry they have received	3	3	N/A	94.9%	93.6%	93.2%
% of Patients satisfied with the time they had to wait for an appointment	2	3	N/A	89.8%	89.1%	89.0%

* This is based on patients treated on this contract for their most recent course of treatment. Figures in italics indicate the base number of FP17s or Patient Questionnaire responses are less than 100. N/A is shown where the base number of responses is less than 10 during the period. % is calculated as Quantity/Base number*100

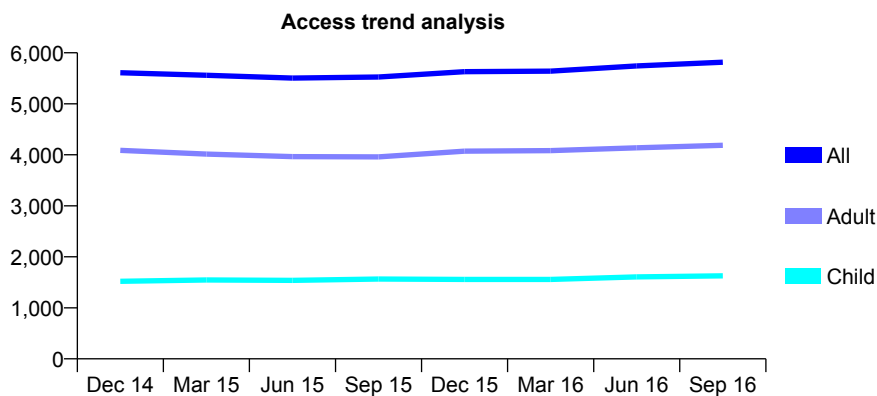
Q65 - Vital Signs At a Glance Contract Report for 101435/0138 - September 2016

Name or company name	IDH Limited
Contract type name	GDS Contract
Purpose of contract	General
Contract start date	16/08/2010
Contract end date	

16/17 Contracted general activity (UDA)	22,590
Carry forward general activity (UDA)	0
16/17 Contracted orthodontic activity (UOA)	0
Carry forward orthodontic activity (UOA)	0
Baseline contract value	£563,612.10

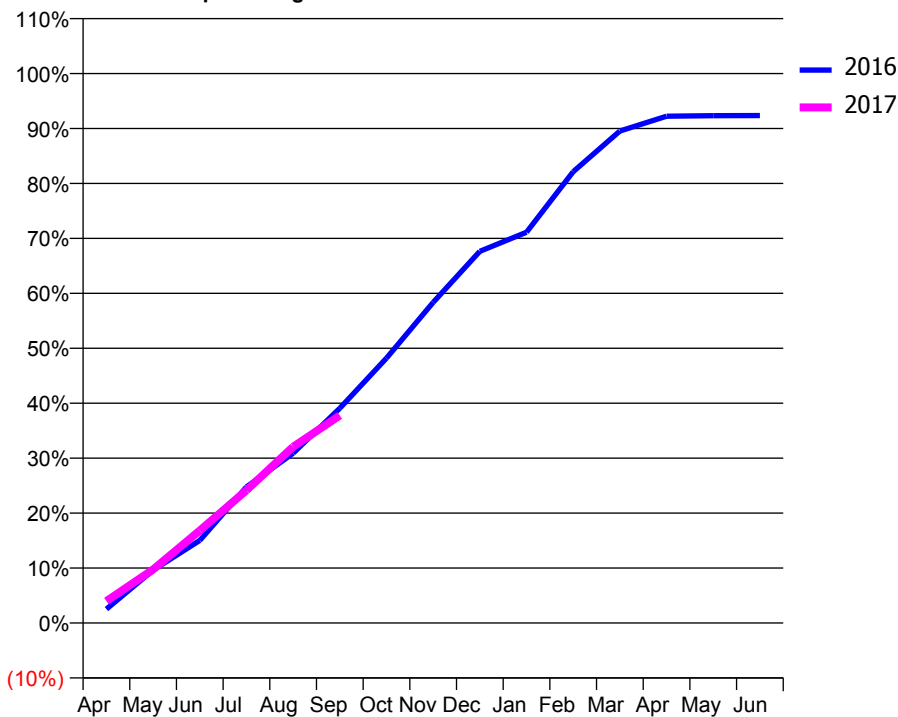
ACCESS*

Patients seen in 24 months	Total	Change since previous quarter
Quarter ending September 2015	5,525	
Quarter ending December 2015	5,630	→
Quarter ending March 2016	5,640	→
Quarter ending June 2016	5,743	→
Quarter ending September 2016	5,815	→
Variance since September 2015	5.2%	↑



ACTIVITY

Cumulative percentage of contracted UDA delivered 2016 & 2017



Month	Adjusted Scheduled Activity (UDA)	
	2016	2017
April	575	903
May	2,172	2,202
June	3,396	3,801
July	5,596	5,457
August	6,983	7,247
September	8,830	8,532
October	10,889	
November	13,181	
December	15,278	
January	16,062	
February	18,556	
March	20,224	
April	20,833	
May	20,857	
June	20,859	

QUALITY

	Quantity	Base Number	Contract	AT	Region	England
% of FP17s for the same patient ID Re-attending within 3 months - Children	90	1,303	6.9%	10.2%	11.8%	12.4%
% of FP17s for the same patient ID Re-attending within 3 months - Adults	402	2,697	14.9%	15.2%	16.6%	16.7%
% of FP17s for the same patient ID Re-attending between 3 & 9 months - Children	829	1,303	63.6%	61.4%	60.2%	57.4%
% of FP17s for the same patient ID Re-attending between 3 & 9 months - Adults	1,476	2,697	54.7%	53.1%	52.0%	50.5%
% of FP17s for Band 1 Urgent Courses	301	3,704	8.1%	8.1%	9.4%	9.1%
% of FP17s Relating to Free Repair or Replacements	12	3,704	0.3%	0.9%	0.7%	0.8%
% of FP17s Relating to Continuations	88	3,704	2.4%	1.5%	1.2%	1.3%
% of Patients satisfied with the dentistry they have received	6	6	N/A	94.9%	93.6%	93.2%
% of Patients satisfied with the time they had to wait for an appointment	6	6	N/A	89.8%	89.1%	89.0%

* This is based on patients treated on this contract for their most recent course of treatment. Figures in italics indicate the base number of FP17s or Patient Questionnaire responses are less than 100. N/A is shown where the base number of responses is less than 10 during the period. % is calculated as Quantity/Base number*100

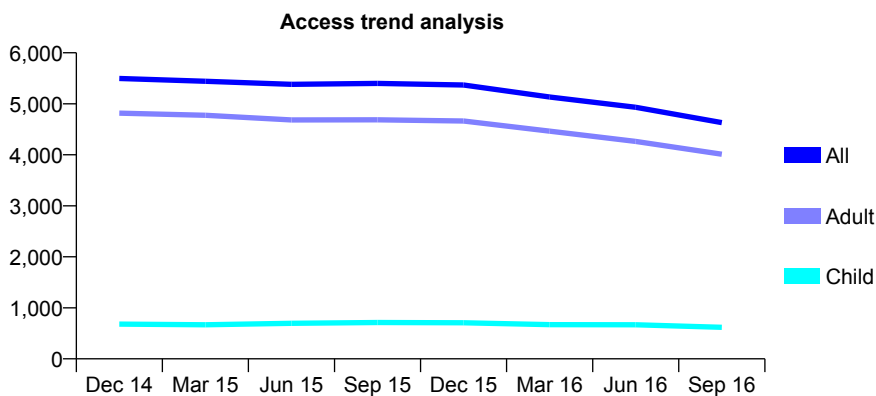
Q65 - Vital Signs At a Glance Contract Report for 101435/0140 - September 2016

Name or company name	IDH Limited
Contract type name	GDS Contract
Purpose of contract	General
Contract start date	16/08/2010
Contract end date	

16/17 Contracted general activity (UDA)	16,000
Carry forward general activity (UDA)	0
16/17 Contracted orthodontic activity (UOA)	0
Carry forward orthodontic activity (UOA)	0
Baseline contract value	£396,655.88

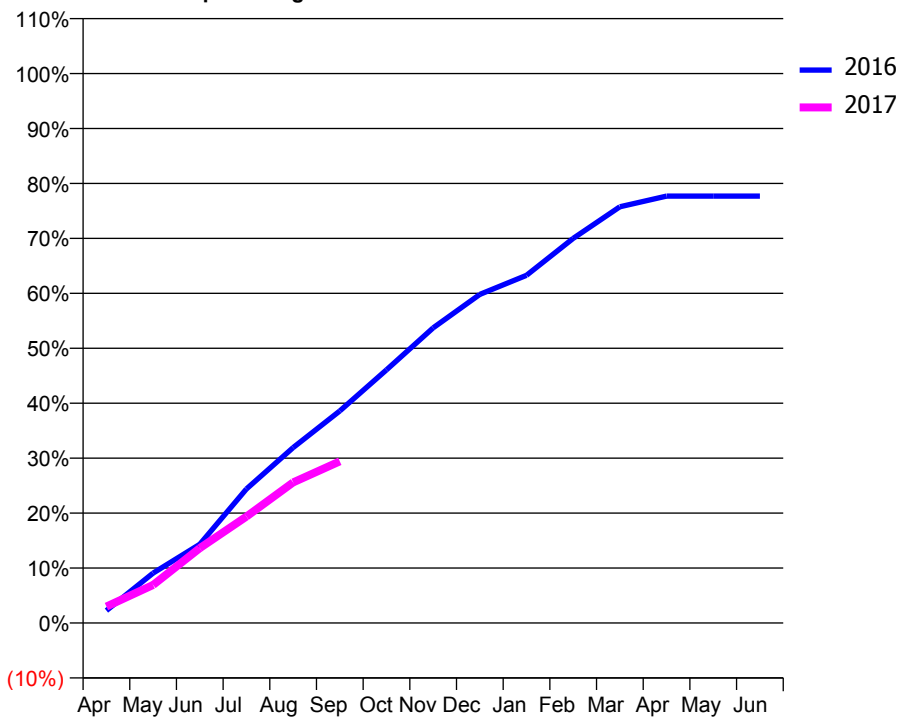
ACCESS*

Patients seen in 24 months	Total	Change since previous quarter
Quarter ending September 2015	5,400	
Quarter ending December 2015	5,369	→
Quarter ending March 2016	5,134	↓
Quarter ending June 2016	4,932	↓
Quarter ending September 2016	4,631	↓
Variance since September 2015	(14.2%)	↓



ACTIVITY

Cumulative percentage of contracted UDA delivered 2016 & 2017



Month	Adjusted Scheduled Activity (UDA)	
	2016	2017
April	362	481
May	1,453	1,107
June	2,294	2,179
July	3,904	3,099
August	5,107	4,094
September	6,177	4,707
October	7,371	
November	8,593	
December	9,569	
January	10,124	
February	11,201	
March	12,118	
April	12,431	
May	12,432	
June	12,432	

QUALITY

	Quantity	Base Number	Contract	AT	Region	England
% of FP17s for the same patient ID Re-attending within 3 months - Children	39	304	12.8%	10.2%	11.8%	12.4%
% of FP17s for the same patient ID Re-attending within 3 months - Adults	342	1,785	19.2%	15.2%	16.6%	16.7%
% of FP17s for the same patient ID Re-attending between 3 & 9 months - Children	111	304	36.5%	61.4%	60.2%	57.4%
% of FP17s for the same patient ID Re-attending between 3 & 9 months - Adults	599	1,785	33.6%	53.1%	52.0%	50.5%
% of FP17s for Band 1 Urgent Courses	260	1,967	13.2%	8.1%	9.4%	9.1%
% of FP17s Relating to Free Repair or Replacements	22	1,967	1.1%	0.9%	0.7%	0.8%
% of FP17s Relating to Continuations	48	1,967	2.4%	1.5%	1.2%	1.3%
% of Patients satisfied with the dentistry they have received	1	1	N/A	94.9%	93.6%	93.2%
% of Patients satisfied with the time they had to wait for an appointment	0	1	N/A	89.8%	89.1%	89.0%

* This is based on patients treated on this contract for their most recent course of treatment. Figures in italics indicate the base number of FP17s or Patient Questionnaire responses are less than 100. N/A is shown where the base number of responses is less than 10 during the period. % is calculated as Quantity/Base number*100

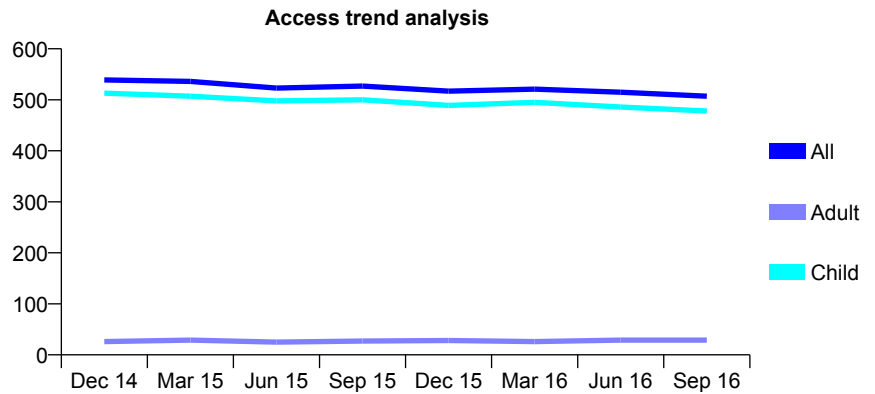
Q65 - Vital Signs At a Glance Contract Report for 104310/0001 - September 2016

Name or company name	Henleaze Dental Practice Ltd
Contract type name	GDS Contract
Purpose of contract	General
Contract start date	01/07/2010
Contract end date	

16/17 Contracted general activity (UDA)	612
Carry forward general activity (UDA)	0
16/17 Contracted orthodontic activity (UOA)	0
Carry forward orthodontic activity (UOA)	0
Baseline contract value	£11,379.36

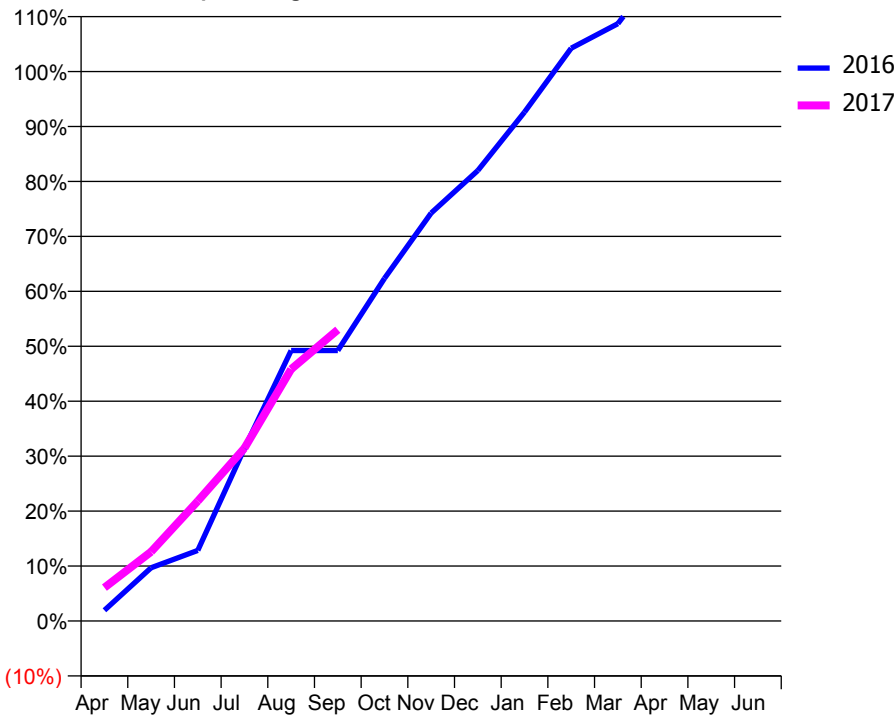
ACCESS*

Patients seen in 24 months	Total	Change since previous quarter
Quarter ending September 2015	527	
Quarter ending December 2015	517	↓
Quarter ending March 2016	521	→
Quarter ending June 2016	515	↓
Quarter ending September 2016	507	↓
Variance since September 2015	(3.8%)	↓



ACTIVITY

Cumulative percentage of contracted UDA delivered 2016 & 2017



Month	Adjusted Scheduled Activity (UDA)	
	2016	2017
April	12	37
May	59	77
June	79	134
July	192	193
August	301	280
September	301	324
October	382	
November	454	
December	502	
January	567	
February	638	
March	665	
April	732	
May	732	
June	732	

QUALITY

	Quantity	Base Number	Contract	AT	Region	England
% of FP17s for the same patient ID Re-attending within 3 months - Children	27	315	8.6%	10.2%	11.8%	12.4%
% of FP17s for the same patient ID Re-attending within 3 months - Adults	0	0	N/A	15.2%	16.6%	16.7%
% of FP17s for the same patient ID Re-attending between 3 & 9 months - Children	84	315	26.7%	61.4%	60.2%	57.4%
% of FP17s for the same patient ID Re-attending between 3 & 9 months - Adults	0	0	N/A	53.1%	52.0%	50.5%
% of FP17s for Band 1 Urgent Courses	7	267	2.6%	8.1%	9.4%	9.1%
% of FP17s Relating to Free Repair or Replacements	0	267	0.0%	0.9%	0.7%	0.8%
% of FP17s Relating to Continuations	0	267	0.0%	1.5%	1.2%	1.3%
% of Patients satisfied with the dentistry they have received	1	1	N/A	94.9%	93.6%	93.2%
% of Patients satisfied with the time they had to wait for an appointment	1	1	N/A	89.8%	89.1%	89.0%

* This is based on patients treated on this contract for their most recent course of treatment. Figures in italics indicate the base number of FP17s or Patient Questionnaire responses are less than 100. N/A is shown where the base number of responses is less than 10 during the period. % is calculated as Quantity/Base number*100

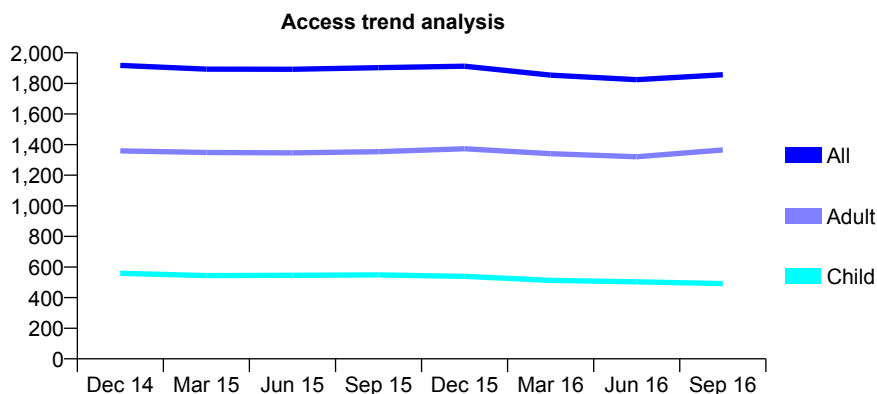
Q65 - Vital Signs At a Glance Contract Report for 106089/0001 - September 2016

Name or company name	Church Street Dental Practice Ltd
Contract type name	GDS Contract
Purpose of contract	General and Orthodontic
Contract start date	01/04/2010
Contract end date	

16/17 Contracted general activity (UDA)	3,250
Carry forward general activity (UDA)	-43
16/17 Contracted orthodontic activity (UOA)	462
Carry forward orthodontic activity (UOA)	9
Baseline contract value	£100,221.79

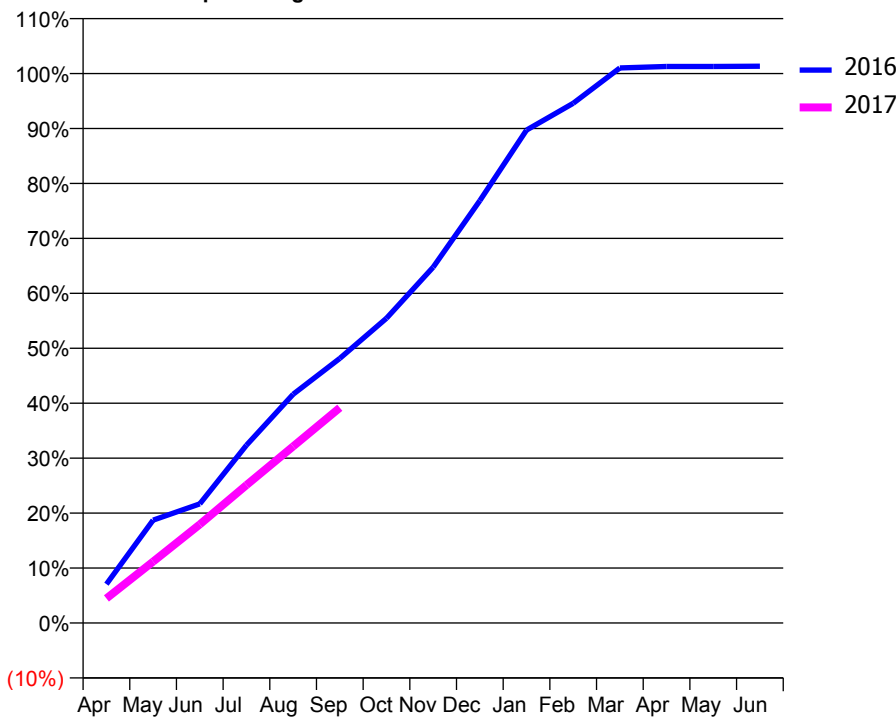
ACCESS*

Patients seen in 24 months	Total	Change since previous quarter
Quarter ending September 2015	1,903	
Quarter ending December 2015	1,912	→
Quarter ending March 2016	1,854	↓
Quarter ending June 2016	1,824	↓
Quarter ending September 2016	1,857	→
Variance since September 2015	(2.4%)	↓



ACTIVITY

Cumulative percentage of contracted UDA delivered 2016 & 2017



Adjusted Scheduled Activity (UDA)

Month	2016	2017
April	230	145
May	609	363
June	705	583
July	1,052	816
August	1,353	1,045
September	1,565	1,273
October	1,803	
November	2,105	
December	2,498	
January	2,915	
February	3,074	
March	3,283	
April	3,291	
May	3,291	
June	3,293	

QUALITY

	Quantity	Base Number	Contract	AT	Region	England
% of FP17s for the same patient ID Re-attending within 3 months - Children	48	427	11.2%	10.2%	11.8%	12.4%
% of FP17s for the same patient ID Re-attending within 3 months - Adults	125	974	12.8%	15.2%	16.6%	16.7%
% of FP17s for the same patient ID Re-attending between 3 & 9 months - Children	260	427	60.9%	61.4%	60.2%	57.4%
% of FP17s for the same patient ID Re-attending between 3 & 9 months - Adults	566	974	58.1%	53.1%	52.0%	50.5%
% of FP17s for Band 1 Urgent Courses	36	654	5.5%	8.1%	9.4%	9.1%
% of FP17s Relating to Free Repair or Replacements	4	654	0.6%	0.9%	0.7%	0.8%
% of FP17s Relating to Continuations	12	654	1.8%	1.5%	1.2%	1.3%
% of Patients satisfied with the dentistry they have received	5	5	N/A	94.9%	93.6%	93.2%
% of Patients satisfied with the time they had to wait for an appointment	5	5	N/A	89.8%	89.1%	89.0%

* This is based on patients treated on this contract for their most recent course of treatment. Figures in italics indicate the base number of FP17s or Patient Questionnaire responses are less than 100. N/A is shown where the base number of responses is less than 10 during the period. % is calculated as Quantity/Base number*100

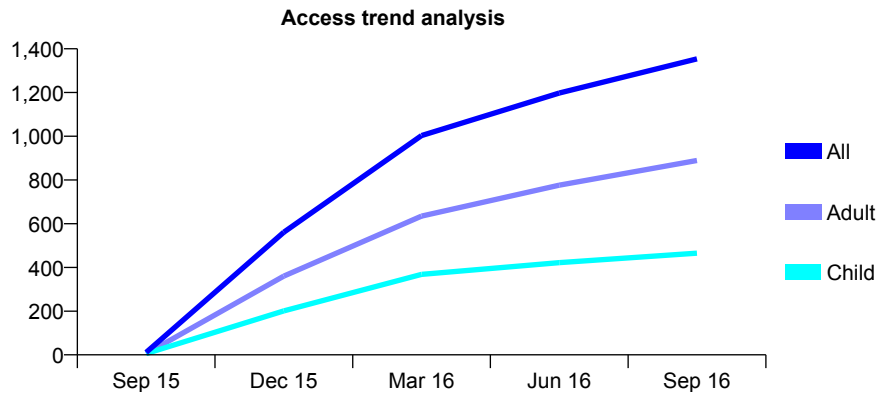
Q65 - Vital Signs At a Glance Contract Report for 106305/0001 - September 2016

Name or company name	G S Worrall & Associates
Contract type name	GDS Contract
Purpose of contract	General
Contract start date	02/09/2015
Contract end date	

16/17 Contracted general activity (UDA)	3,366
Carry forward general activity (UDA)	0
16/17 Contracted orthodontic activity (UOA)	0
Carry forward orthodontic activity (UOA)	0
Baseline contract value	£91,990.44

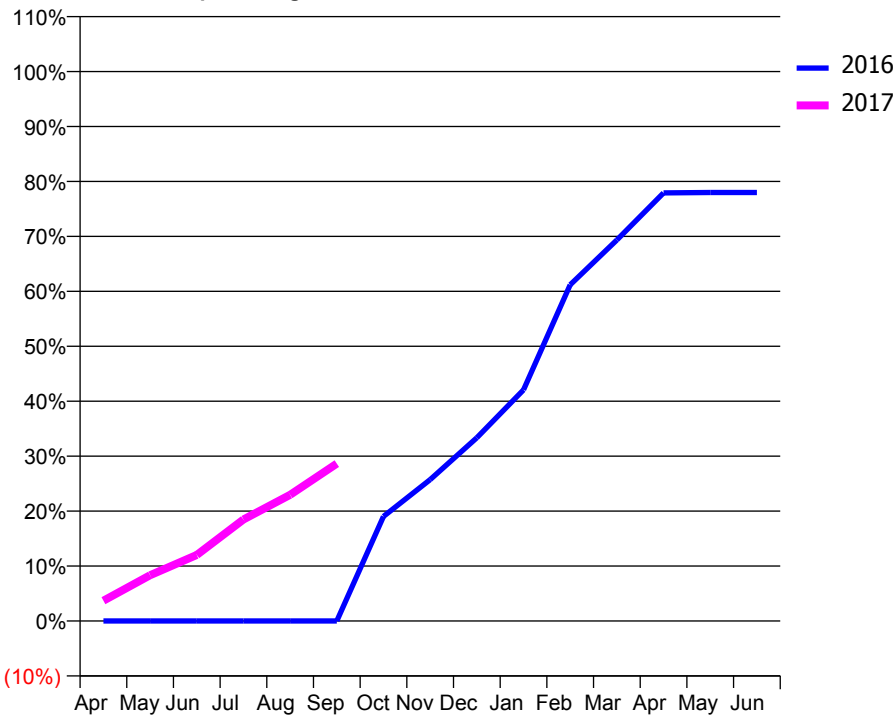
ACCESS*

Patients seen in 24 months	Total	Change since previous quarter
Quarter ending September 2015	11	
Quarter ending December 2015	561	↑
Quarter ending March 2016	1,003	↑
Quarter ending June 2016	1,198	↑
Quarter ending September 2016	1,354	↑
Variance since September 2015	12209.1%	↑



ACTIVITY

Cumulative percentage of contracted UDA delivered 2016 & 2017



Month	Adjusted Scheduled Activity (UDA)	
	2016	2017
April	0	125
May	0	281
June	0	404
July	0	622
August	0	773
September	0	964
October	303	
November	409	
December	531	
January	669	
February	974	
March	1,103	
April	1,240	
May	1,241	
June	1,241	

QUALITY

	Quantity	Base Number	Contract	AT	Region	England
% of FP17s for the same patient ID Re-attending within 3 months - Children	50	442	11.3%	10.2%	11.8%	12.4%
% of FP17s for the same patient ID Re-attending within 3 months - Adults	133	776	17.1%	15.2%	16.6%	16.7%
% of FP17s for the same patient ID Re-attending between 3 & 9 months - Children	232	442	52.5%	61.4%	60.2%	57.4%
% of FP17s for the same patient ID Re-attending between 3 & 9 months - Adults	342	776	44.1%	53.1%	52.0%	50.5%
% of FP17s for Band 1 Urgent Courses	30	508	5.9%	8.1%	9.4%	9.1%
% of FP17s Relating to Free Repair or Replacements	1	508	0.2%	0.9%	0.7%	0.8%
% of FP17s Relating to Continuations	6	508	1.2%	1.5%	1.2%	1.3%
% of Patients satisfied with the dentistry they have received	9	10	90.0%	94.9%	93.6%	93.2%
% of Patients satisfied with the time they had to wait for an appointment	10	10	100.0%	89.8%	89.1%	89.0%

* This is based on patients treated on this contract for their most recent course of treatment. Figures in italics indicate the base number of FP17s or Patient Questionnaire responses are less than 100. N/A is shown where the base number of responses is less than 10 during the period. % is calculated as Quantity/Base number*100

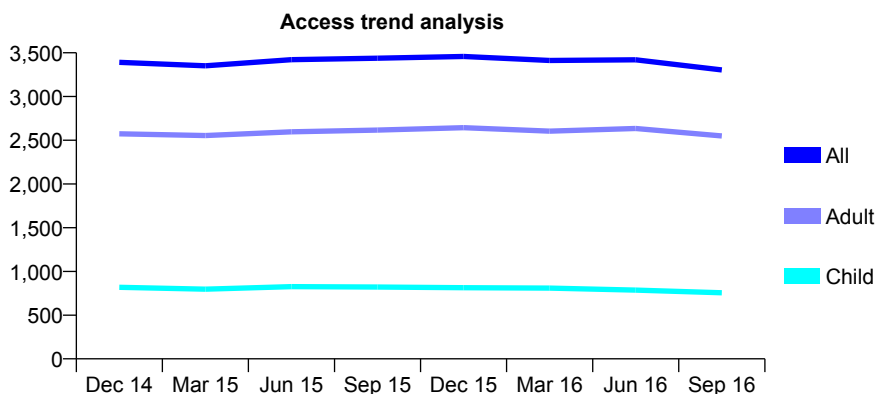
Q65 - Vital Signs At a Glance Contract Report for 107034/0003 - September 2016

Name or company name	TDK Dental Limited
Contract type name	GDS Contract
Purpose of contract	General
Contract start date	01/09/2008
Contract end date	

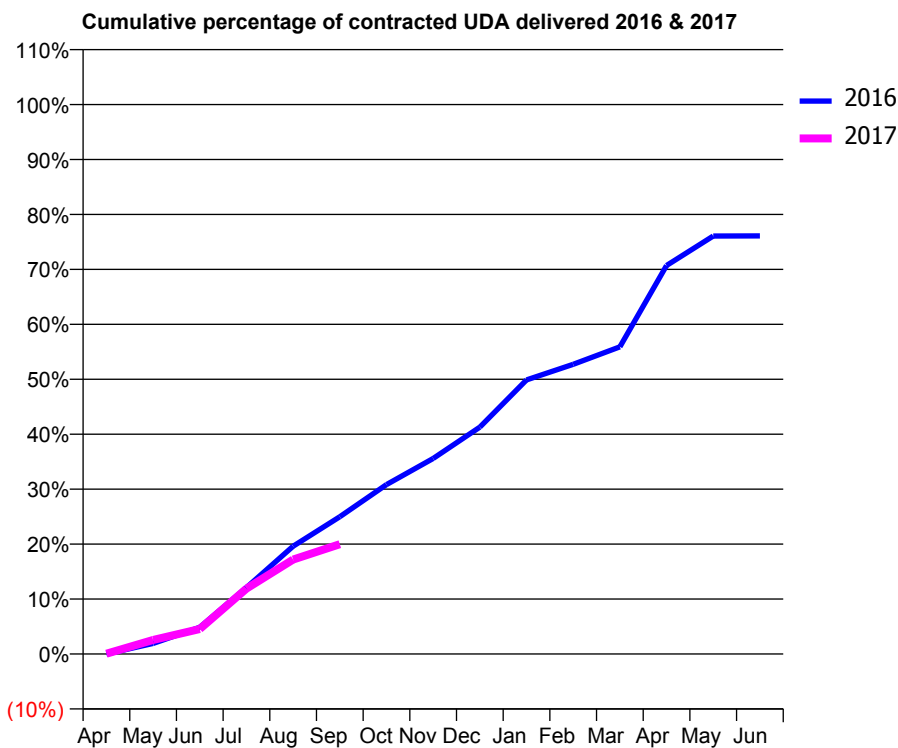
16/17 Contracted general activity (UDA)	13,778
Carry forward general activity (UDA)	0
16/17 Contracted orthodontic activity (UOA)	0
Carry forward orthodontic activity (UOA)	0
Baseline contract value	£343,899.27

ACCESS*

Patients seen in 24 months	Total	Change since previous quarter
Quarter ending September 2015	3,438	
Quarter ending December 2015	3,458	→
Quarter ending March 2016	3,413	↓
Quarter ending June 2016	3,420	→
Quarter ending September 2016	3,304	↓
Variance since September 2015	(3.9%)	↓



ACTIVITY



Month	Adjusted Scheduled Activity (UDA)	
	2016	2017
April	0	7
May	264	353
June	672	626
July	1,668	1,641
August	2,702	2,368
September	3,443	2,754
October	4,247	
November	4,904	
December	5,687	
January	6,874	
February	7,262	
March	7,702	
April	9,741	
May	10,481	
June	10,483	

QUALITY

	Quantity	Base Number	Contract	AT	Region	England
% of FP17s for the same patient ID Re-attending within 3 months - Children	54	573	9.4%	10.2%	11.8%	12.4%
% of FP17s for the same patient ID Re-attending within 3 months - Adults	483	2,053	23.5%	15.2%	16.6%	16.7%
% of FP17s for the same patient ID Re-attending between 3 & 9 months - Children	336	573	58.6%	61.4%	60.2%	57.4%
% of FP17s for the same patient ID Re-attending between 3 & 9 months - Adults	1,018	2,053	49.6%	53.1%	52.0%	50.5%
% of FP17s for Band 1 Urgent Courses	248	1,384	17.9%	8.1%	9.4%	9.1%
% of FP17s Relating to Free Repair or Replacements	7	1,384	0.5%	0.9%	0.7%	0.8%
% of FP17s Relating to Continuations	29	1,384	2.1%	1.5%	1.2%	1.3%
% of Patients satisfied with the dentistry they have received	4	4	N/A	94.9%	93.6%	93.2%
% of Patients satisfied with the time they had to wait for an appointment	4	4	N/A	89.8%	89.1%	89.0%

* This is based on patients treated on this contract for their most recent course of treatment. Figures in italics indicate the base number of FP17s or Patient Questionnaire responses are less than 100. N/A is shown where the base number of responses is less than 10 during the period. % is calculated as Quantity/Base number*100

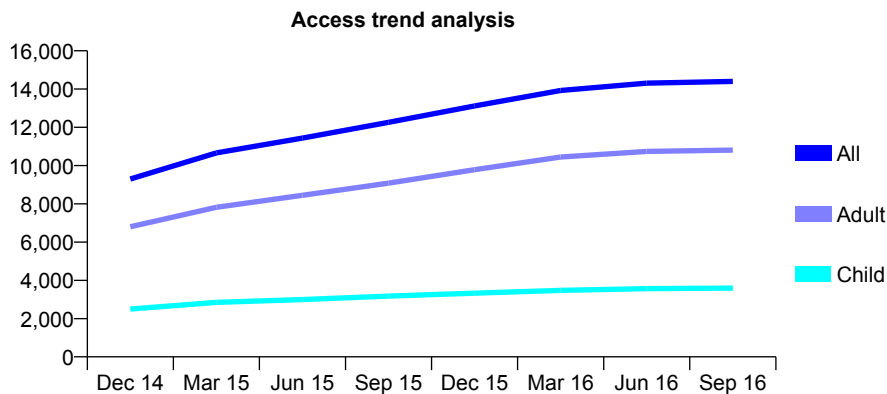
Q65 - Vital Signs At a Glance Contract Report for 107263/0001 - September 2016

Name or company name	Smile Line (UK) Ltd
Contract type name	GDS Contract
Purpose of contract	General
Contract start date	01/06/2014
Contract end date	

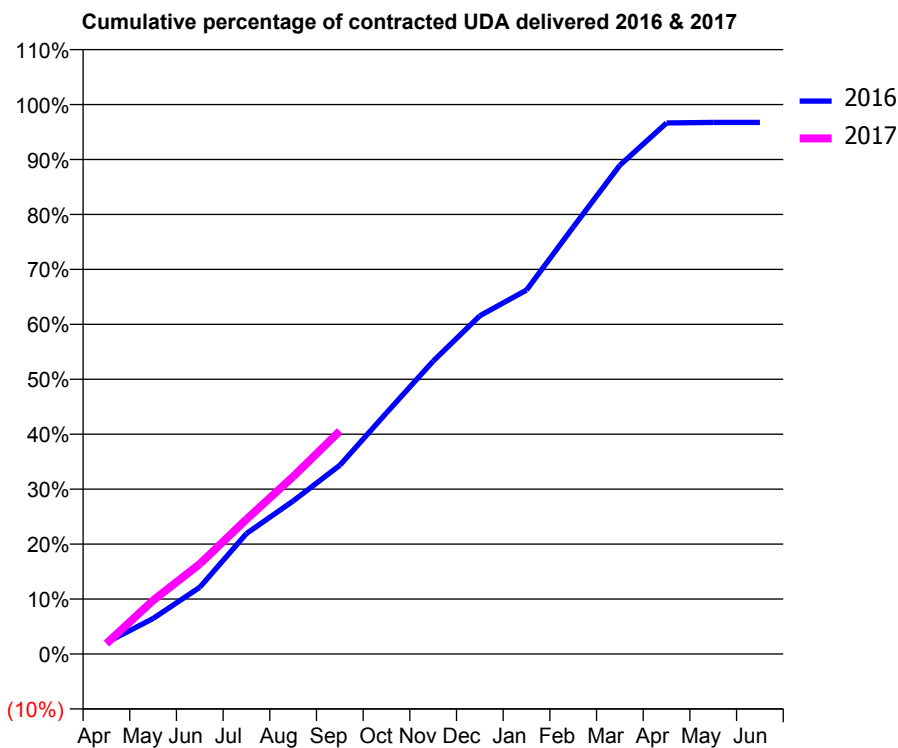
16/17 Contracted general activity (UDA)	54,160
Carry forward general activity (UDA)	1,699
16/17 Contracted orthodontic activity (UOA)	0
Carry forward orthodontic activity (UOA)	0
Baseline contract value	£1,424,591.30

ACCESS*

Patients seen in 24 months	Total	Change since previous quarter
Quarter ending September 2015	12,257	
Quarter ending December 2015	13,116	↑
Quarter ending March 2016	13,927	↑
Quarter ending June 2016	14,306	↑
Quarter ending September 2016	14,403	→
Variance since September 2015	17.5%	↑



ACTIVITY



Month	Adjusted Scheduled Activity (UDA)	
	2016	2017
April	1,089	1,034
May	3,382	5,296
June	6,345	8,881
July	11,459	13,275
August	14,560	17,482
September	17,958	21,980
October	22,952	
November	27,868	
December	32,180	
January	34,632	
February	40,626	
March	46,507	
April	50,527	
May	50,580	
June	50,586	

QUALITY

	Quantity	Base Number	Contract	AT	Region	England
% of FP17s for the same patient ID Re-attending within 3 months - Children	174	2,991	5.8%	10.2%	11.8%	12.4%
% of FP17s for the same patient ID Re-attending within 3 months - Adults	941	7,768	12.1%	15.2%	16.6%	16.7%
% of FP17s for the same patient ID Re-attending between 3 & 9 months - Children	2,055	2,991	68.7%	61.4%	60.2%	57.4%
% of FP17s for the same patient ID Re-attending between 3 & 9 months - Adults	4,636	7,768	59.7%	53.1%	52.0%	50.5%
% of FP17s for Band 1 Urgent Courses	859	9,398	9.1%	8.1%	9.4%	9.1%
% of FP17s Relating to Free Repair or Replacements	41	9,398	0.4%	0.9%	0.7%	0.8%
% of FP17s Relating to Continuations	28	9,398	0.3%	1.5%	1.2%	1.3%
% of Patients satisfied with the dentistry they have received	17	18	94.4%	94.9%	93.6%	93.2%
% of Patients satisfied with the time they had to wait for an appointment	18	18	100.0%	89.8%	89.1%	89.0%

* This is based on patients treated on this contract for their most recent course of treatment. Figures in italics indicate the base number of FP17s or Patient Questionnaire responses are less than 100. N/A is shown where the base number of responses is less than 10 during the period. % is calculated as Quantity/Base number*100

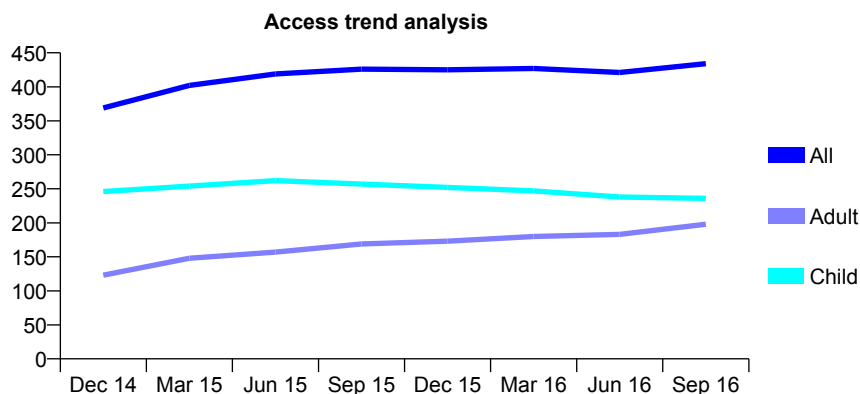
Q65 - Vital Signs At a Glance Contract Report for 109681/0001 - September 2016

Name or company name	Backwell Dental Care Ltd
Contract type name	GDS Contract
Purpose of contract	General
Contract start date	01/06/2010
Contract end date	

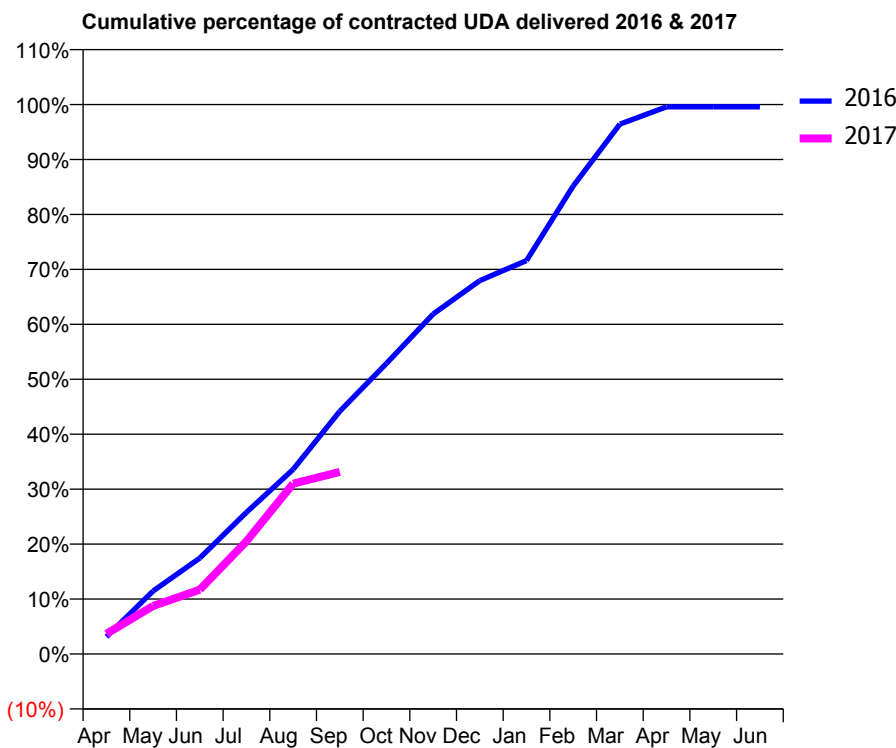
16/17 Contracted general activity (UDA)	1,205
Carry forward general activity (UDA)	5
16/17 Contracted orthodontic activity (UOA)	0
Carry forward orthodontic activity (UOA)	0
Baseline contract value	£35,690.68

ACCESS*

Patients seen in 24 months	Total	Change since previous quarter
Quarter ending September 2015	426	
Quarter ending December 2015	425	→
Quarter ending March 2016	427	→
Quarter ending June 2016	421	↓
Quarter ending September 2016	434	↑
Variance since September 2015	1.9%	→



ACTIVITY



Month	Adjusted Scheduled Activity (UDA)	
	2016	2017
April	38	44
May	138	105
June	210	141
July	311	247
August	405	374
September	532	399
October	637	
November	745	
December	819	
January	863	
February	1,026	
March	1,162	
April	1,200	
May	1,200	
June	1,200	

QUALITY

	Quantity	Base Number	Contract	AT	Region	England
% of FP17s for the same patient ID Re-attending within 3 months - Children	8	175	4.6%	10.2%	11.8%	12.4%
% of FP17s for the same patient ID Re-attending within 3 months - Adults	15	109	13.8%	15.2%	16.6%	16.7%
% of FP17s for the same patient ID Re-attending between 3 & 9 months - Children	125	175	71.4%	61.4%	60.2%	57.4%
% of FP17s for the same patient ID Re-attending between 3 & 9 months - Adults	72	109	66.1%	53.1%	52.0%	50.5%
% of FP17s for Band 1 Urgent Courses	26	256	10.2%	8.1%	9.4%	9.1%
% of FP17s Relating to Free Repair or Replacements	0	256	0.0%	0.9%	0.7%	0.8%
% of FP17s Relating to Continuations	0	256	0.0%	1.5%	1.2%	1.3%
% of Patients satisfied with the dentistry they have received	0	0	N/A	94.9%	93.6%	93.2%
% of Patients satisfied with the time they had to wait for an appointment	0	0	N/A	89.8%	89.1%	89.0%

* This is based on patients treated on this contract for their most recent course of treatment. Figures in italics indicate the base number of FP17s or Patient Questionnaire responses are less than 100. N/A is shown where the base number of responses is less than 10 during the period. % is calculated as Quantity/Base number*100

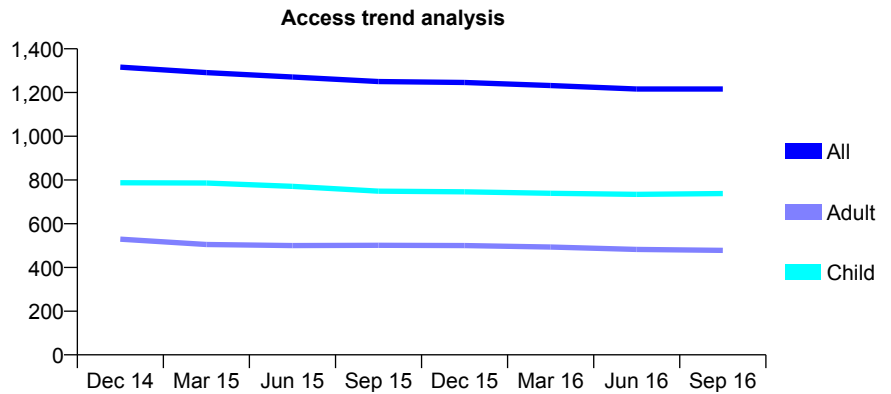
Q65 - Vital Signs At a Glance Contract Report for 111333/0001 - September 2016

Name or company name	Michael Furlong & Connor Hichens - Bank (
Contract type name	GDS Contract
Purpose of contract	General and Orthodontic
Contract start date	01/12/2012
Contract end date	

16/17 Contracted general activity (UDA)	2,700
Carry forward general activity (UDA)	0
16/17 Contracted orthodontic activity (UOA)	233
Carry forward orthodontic activity (UOA)	0
Baseline contract value	£73,148.26

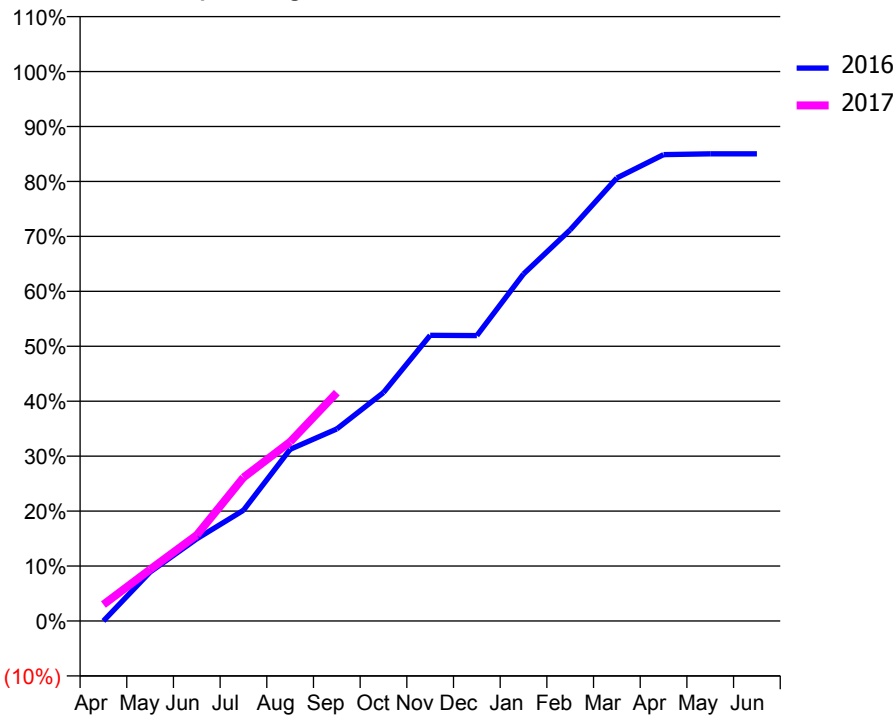
ACCESS*

Patients seen in 24 months	Total	Change since previous quarter
Quarter ending September 2015	1,250	
Quarter ending December 2015	1,246	→
Quarter ending March 2016	1,232	↓
Quarter ending June 2016	1,216	↓
Quarter ending September 2016	1,216	→
Variance since September 2015	(2.7%)	↓



ACTIVITY

Cumulative percentage of contracted UDA delivered 2016 & 2017



Adjusted Scheduled Activity (UDA)		
Month	2016	2017
April	0	81
May	241	253
June	404	422
July	544	705
August	843	880
September	944	1,122
October	1,123	
November	1,404	
December	1,403	
January	1,705	
February	1,922	
March	2,177	
April	2,291	
May	2,295	
June	2,295	

QUALITY

	Quantity	Base Number	Contract	AT	Region	England
% of FP17s for the same patient ID Re-attending within 3 months - Children	65	609	10.7%	10.2%	11.8%	12.4%
% of FP17s for the same patient ID Re-attending within 3 months - Adults	20	259	7.7%	15.2%	16.6%	16.7%
% of FP17s for the same patient ID Re-attending between 3 & 9 months - Children	341	609	56.0%	61.4%	60.2%	57.4%
% of FP17s for the same patient ID Re-attending between 3 & 9 months - Adults	118	259	45.6%	53.1%	52.0%	50.5%
% of FP17s for Band 1 Urgent Courses	29	758	3.8%	8.1%	9.4%	9.1%
% of FP17s Relating to Free Repair or Replacements	0	758	0.0%	0.9%	0.7%	0.8%
% of FP17s Relating to Continuations	0	758	0.0%	1.5%	1.2%	1.3%
% of Patients satisfied with the dentistry they have received	1	1	N/A	94.9%	93.6%	93.2%
% of Patients satisfied with the time they had to wait for an appointment	1	1	N/A	89.8%	89.1%	89.0%

* This is based on patients treated on this contract for their most recent course of treatment. Figures in italics indicate the base number of FP17s or Patient Questionnaire responses are less than 100. N/A is shown where the base number of responses is less than 10 during the period. % is calculated as Quantity/Base number*100

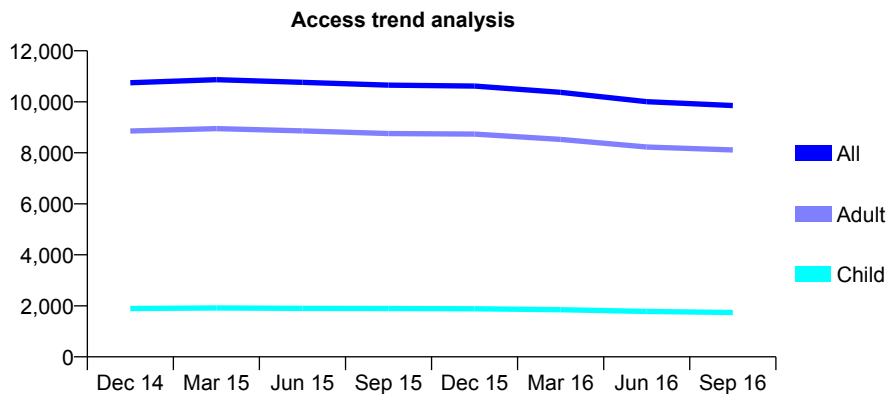
Q65 - Vital Signs At a Glance Contract Report for 112194/0001 - September 2016

Name or company name	High Street Dental Practice
Contract type name	GDS Contract
Purpose of contract	General
Contract start date	01/04/2006
Contract end date	

16/17 Contracted general activity (UDA)	31,000
Carry forward general activity (UDA)	0
16/17 Contracted orthodontic activity (UOA)	0
Carry forward orthodontic activity (UOA)	0
Baseline contract value	£810,906.06

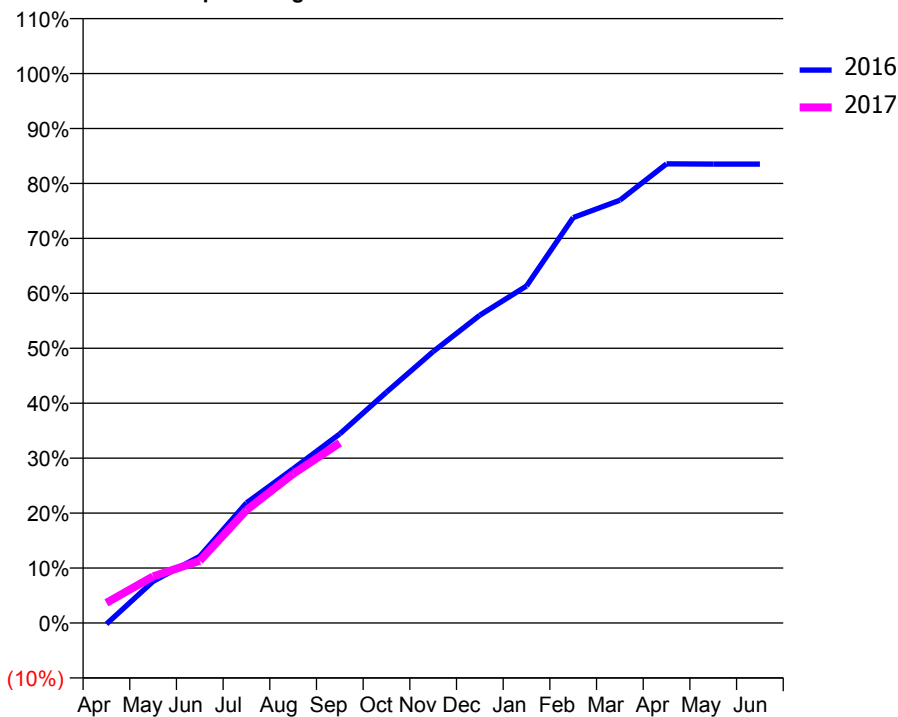
ACCESS*

Patients seen in 24 months	Total	Change since previous quarter
Quarter ending September 2015	10,652	
Quarter ending December 2015	10,619	→
Quarter ending March 2016	10,373	↓
Quarter ending June 2016	10,005	↓
Quarter ending September 2016	9,855	↓
Variance since September 2015	(7.5%)	↓



ACTIVITY

Cumulative percentage of contracted UDA delivered 2016 & 2017



Month	Adjusted Scheduled Activity (UDA)	
	2016	2017
April	-60	1,142
May	2,348	2,630
June	3,765	3,510
July	6,777	6,368
August	8,701	8,413
September	10,669	10,161
October	13,023	
November	15,310	
December	17,364	
January	19,013	
February	22,870	
March	23,851	
April	25,908	
May	25,888	
June	25,893	

QUALITY

	Quantity	Base Number	Contract	AT	Region	England
% of FP17s for the same patient ID Re-attending within 3 months - Children	63	1,221	5.2%	10.2%	11.8%	12.4%
% of FP17s for the same patient ID Re-attending within 3 months - Adults	529	4,005	13.2%	15.2%	16.6%	16.7%
% of FP17s for the same patient ID Re-attending between 3 & 9 months - Children	680	1,221	55.7%	61.4%	60.2%	57.4%
% of FP17s for the same patient ID Re-attending between 3 & 9 months - Adults	1,047	4,005	26.1%	53.1%	52.0%	50.5%
% of FP17s for Band 1 Urgent Courses	354	4,328	8.2%	8.1%	9.4%	9.1%
% of FP17s Relating to Free Repair or Replacements	64	4,328	1.5%	0.9%	0.7%	0.8%
% of FP17s Relating to Continuations	86	4,328	2.0%	1.5%	1.2%	1.3%
% of Patients satisfied with the dentistry they have received	11	12	91.7%	94.9%	93.6%	93.2%
% of Patients satisfied with the time they had to wait for an appointment	10	12	83.3%	89.8%	89.1%	89.0%

* This is based on patients treated on this contract for their most recent course of treatment. Figures in italics indicate the base number of FP17s or Patient Questionnaire responses are less than 100. N/A is shown where the base number of responses is less than 10 during the period. % is calculated as Quantity/Base number*100

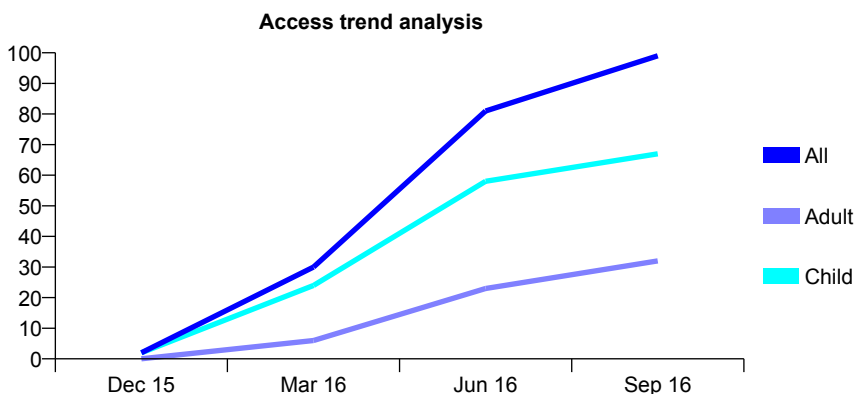
Q65 - Vital Signs At a Glance Contract Report for 114669/0001 - September 2016

Name or company name	MR MI STEWART
Contract type name	GDS Contract
Purpose of contract	General
Contract start date	01/09/2015
Contract end date	

16/17 Contracted general activity (UDA)	200
Carry forward general activity (UDA)	0
16/17 Contracted orthodontic activity (UOA)	0
Carry forward orthodontic activity (UOA)	0
Baseline contract value	£4,207.40

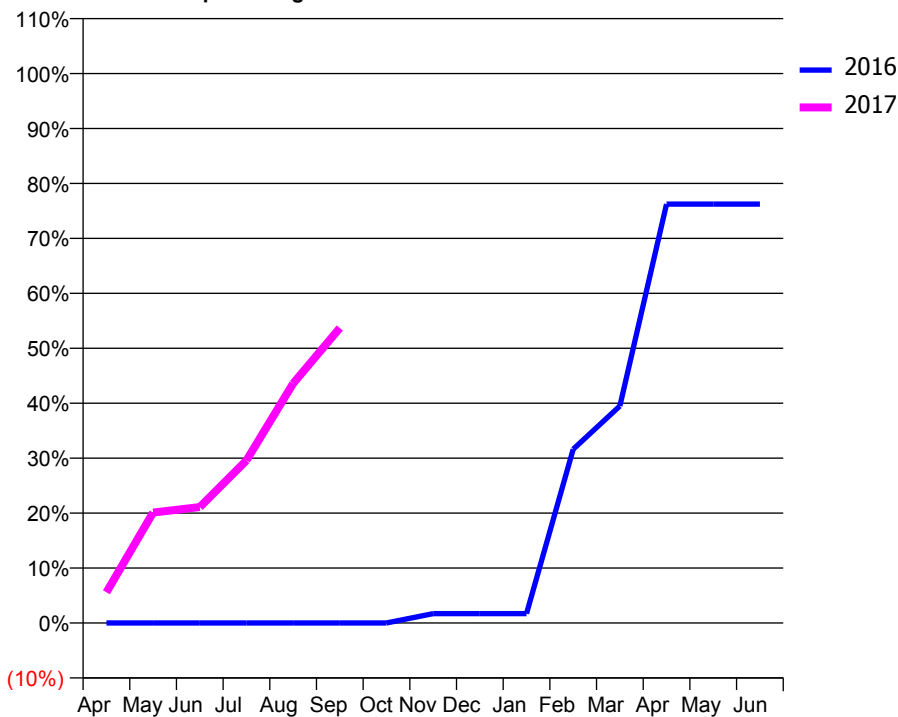
ACCESS*

Patients seen in 24 months	Total	Change since previous quarter
Quarter ending September 2015	0	
Quarter ending December 2015	2	↑
Quarter ending March 2016	30	↑
Quarter ending June 2016	81	↑
Quarter ending September 2016	99	↑
Variance since September 2015	N/A	



ACTIVITY

Cumulative percentage of contracted UDA delivered 2016 & 2017



Month	Adjusted Scheduled Activity (UDA)	
	2016	2017
April	0	11
May	0	40
June	0	42
July	0	59
August	0	87
September	0	107
October	0	
November	2	
December	2	
January	2	
February	37	
March	46	
April	89	
May	89	
June	89	

QUALITY

	Quantity	Base Number	Contract	AT	Region	England
% of FP17s for the same patient ID Re-attending within 3 months - Children	3	89	3.4%	10.2%	11.8%	12.4%
% of FP17s for the same patient ID Re-attending within 3 months - Adults	1	35	2.9%	15.2%	16.6%	16.7%
% of FP17s for the same patient ID Re-attending between 3 & 9 months - Children	29	89	32.6%	61.4%	60.2%	57.4%
% of FP17s for the same patient ID Re-attending between 3 & 9 months - Adults	8	35	22.9%	53.1%	52.0%	50.5%
% of FP17s for Band 1 Urgent Courses	2	85	2.4%	8.1%	9.4%	9.1%
% of FP17s Relating to Free Repair or Replacements	0	85	0.0%	0.9%	0.7%	0.8%
% of FP17s Relating to Continuations	0	85	0.0%	1.5%	1.2%	1.3%
% of Patients satisfied with the dentistry they have received	0	0	N/A	94.9%	93.6%	93.2%
% of Patients satisfied with the time they had to wait for an appointment	0	0	N/A	89.8%	89.1%	89.0%

* This is based on patients treated on this contract for their most recent course of treatment. Figures in italics indicate the base number of FP17s or Patient Questionnaire responses are less than 100. N/A is shown where the base number of responses is less than 10 during the period. % is calculated as Quantity/Base number*100

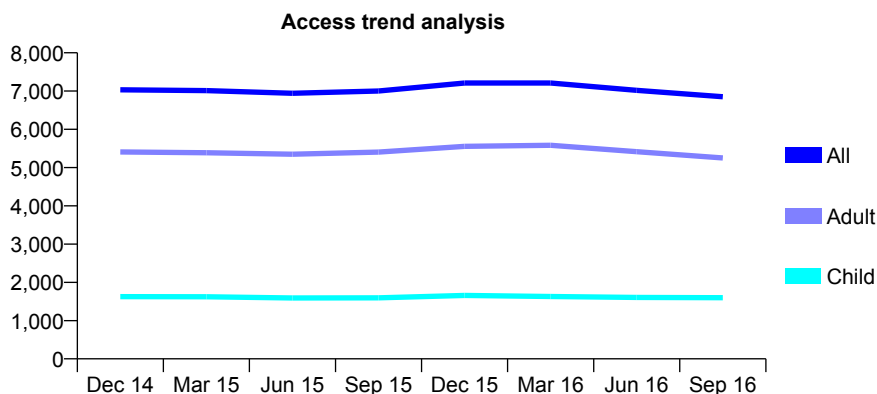
Q65 - Vital Signs At a Glance Contract Report for 115371/0001 - September 2016

Name or company name	Bahram Ltd.
Contract type name	GDS Contract
Purpose of contract	General
Contract start date	01/11/2008
Contract end date	

16/17 Contracted general activity (UDA)	21,238
Carry forward general activity (UDA)	777
16/17 Contracted orthodontic activity (UOA)	0
Carry forward orthodontic activity (UOA)	0
Baseline contract value	£533,186.98

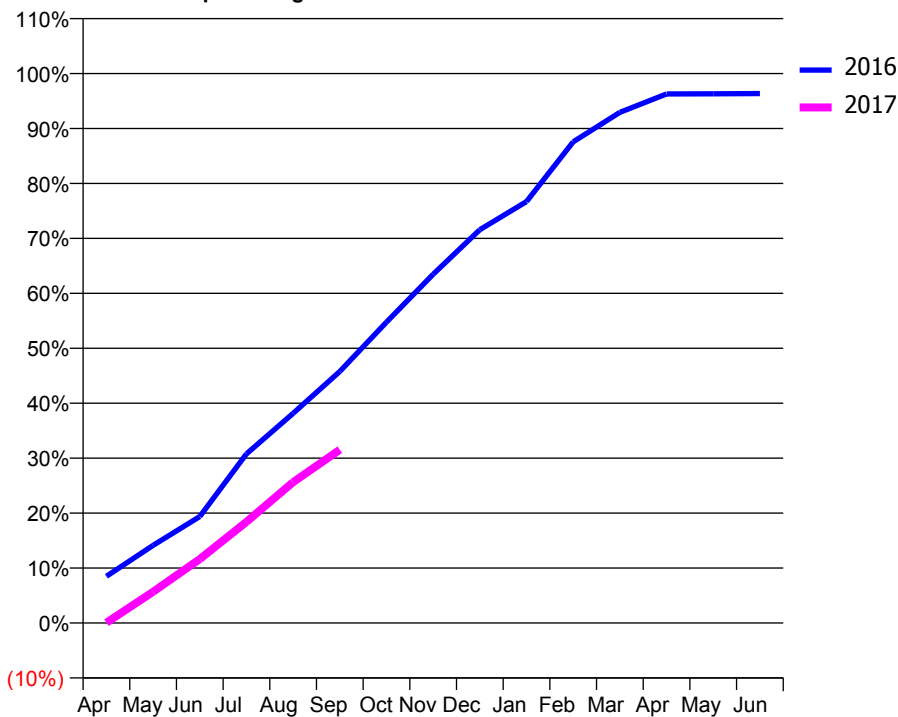
ACCESS*

Patients seen in 24 months	Total	Change since previous quarter
Quarter ending September 2015	7,001	
Quarter ending December 2015	7,211	↑
Quarter ending March 2016	7,212	→
Quarter ending June 2016	7,018	↓
Quarter ending September 2016	6,850	↓
Variance since September 2015	(2.2%)	↓



ACTIVITY

Cumulative percentage of contracted UDA delivered 2016 & 2017



Adjusted Scheduled Activity (UDA)

Month	2016	2017
April	1,805	15
May	3,004	1,211
June	4,114	2,471
July	6,537	3,908
August	8,105	5,443
September	9,724	6,700
October	11,627	
November	13,478	
December	15,199	
January	16,290	
February	18,596	
March	19,735	
April	20,449	
May	20,452	
June	20,461	

QUALITY

	Quantity	Base Number	Contract	AT	Region	England
% of FP17s for the same patient ID Re-attending within 3 months - Children	65	1,247	5.2%	10.2%	11.8%	12.4%
% of FP17s for the same patient ID Re-attending within 3 months - Adults	459	3,751	12.2%	15.2%	16.6%	16.7%
% of FP17s for the same patient ID Re-attending between 3 & 9 months - Children	861	1,247	69.0%	61.4%	60.2%	57.4%
% of FP17s for the same patient ID Re-attending between 3 & 9 months - Adults	2,361	3,751	62.9%	53.1%	52.0%	50.5%
% of FP17s for Band 1 Urgent Courses	283	4,138	6.8%	8.1%	9.4%	9.1%
% of FP17s Relating to Free Repair or Replacements	67	4,138	1.6%	0.9%	0.7%	0.8%
% of FP17s Relating to Continuations	19	4,138	0.5%	1.5%	1.2%	1.3%
% of Patients satisfied with the dentistry they have received	8	8	N/A	94.9%	93.6%	93.2%
% of Patients satisfied with the time they had to wait for an appointment	8	8	N/A	89.8%	89.1%	89.0%

* This is based on patients treated on this contract for their most recent course of treatment. Figures in italics indicate the base number of FP17s or Patient Questionnaire responses are less than 100. N/A is shown where the base number of responses is less than 10 during the period. % is calculated as Quantity/Base number*100

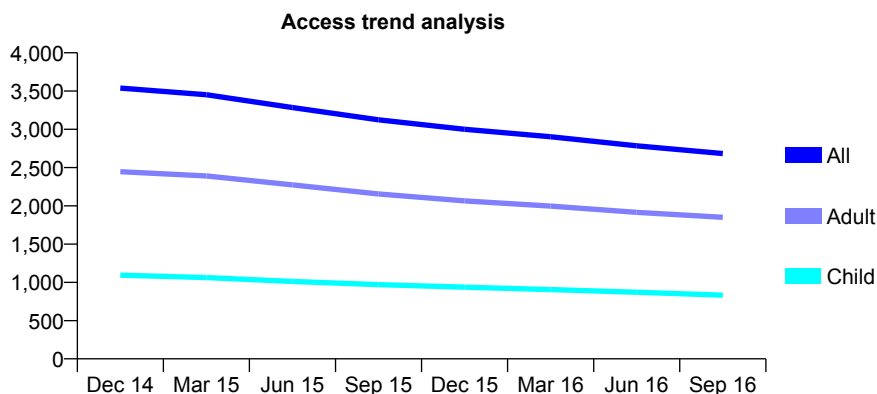
Q65 - Vital Signs At a Glance Contract Report for 115754/0001 - September 2016

Name or company name	Catherine Court Dentistry Limited
Contract type name	GDS Contract
Purpose of contract	General
Contract start date	01/02/2013
Contract end date	

16/17 Contracted general activity (UDA)	10,000
Carry forward general activity (UDA)	145
16/17 Contracted orthodontic activity (UOA)	0
Carry forward orthodontic activity (UOA)	0
Baseline contract value	£235,305.74

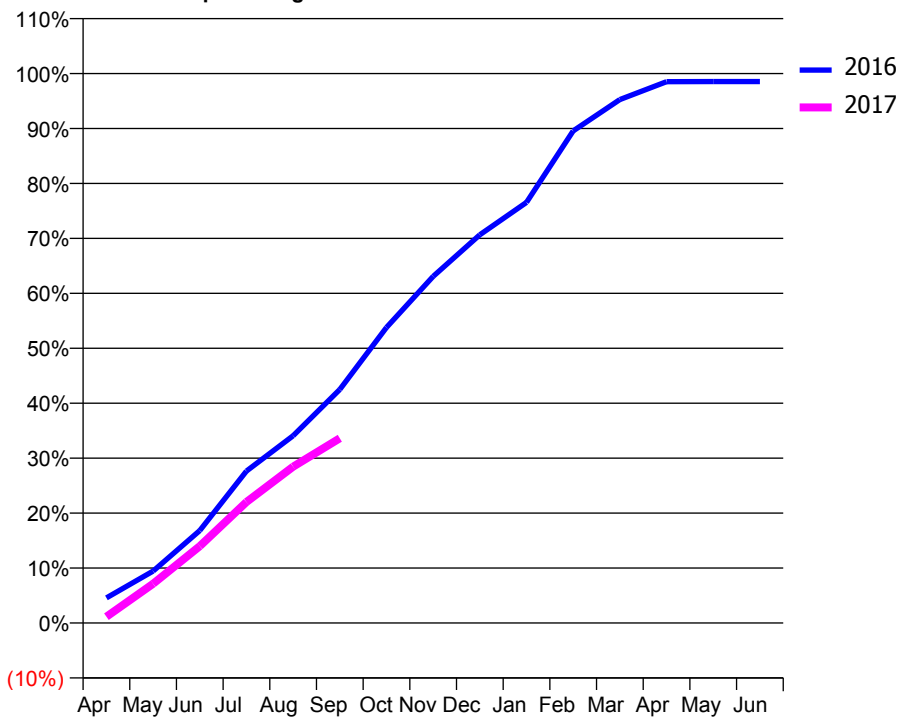
ACCESS*

Patients seen in 24 months	Total	Change since previous quarter
Quarter ending September 2015	3,125	
Quarter ending December 2015	3,001	↓
Quarter ending March 2016	2,902	↓
Quarter ending June 2016	2,785	↓
Quarter ending September 2016	2,683	↓
Variance since September 2015	(14.1%)	↓



ACTIVITY

Cumulative percentage of contracted UDA delivered 2016 & 2017



Adjusted Scheduled Activity (UDA)

Month	2016	2017
April	458	115
May	946	714
June	1,683	1,399
July	2,765	2,203
August	3,409	2,846
September	4,249	3,363
October	5,378	
November	6,308	
December	7,066	
January	7,655	
February	8,955	
March	9,527	
April	9,852	
May	9,855	
June	9,855	

QUALITY

	Quantity	Base Number	Contract	AT	Region	England
% of FP17s for the same patient ID Re-attending within 3 months - Children	33	535	6.2%	10.2%	11.8%	12.4%
% of FP17s for the same patient ID Re-attending within 3 months - Adults	194	1,245	15.6%	15.2%	16.6%	16.7%
% of FP17s for the same patient ID Re-attending between 3 & 9 months - Children	417	535	77.9%	61.4%	60.2%	57.4%
% of FP17s for the same patient ID Re-attending between 3 & 9 months - Adults	930	1,245	74.7%	53.1%	52.0%	50.5%
% of FP17s for Band 1 Urgent Courses	90	1,602	5.6%	8.1%	9.4%	9.1%
% of FP17s Relating to Free Repair or Replacements	8	1,602	0.5%	0.9%	0.7%	0.8%
% of FP17s Relating to Continuations	1	1,602	0.1%	1.5%	1.2%	1.3%
% of Patients satisfied with the dentistry they have received	3	4	N/A	94.9%	93.6%	93.2%
% of Patients satisfied with the time they had to wait for an appointment	3	4	N/A	89.8%	89.1%	89.0%

* This is based on patients treated on this contract for their most recent course of treatment. Figures in italics indicate the base number of FP17s or Patient Questionnaire responses are less than 100. N/A is shown where the base number of responses is less than 10 during the period. % is calculated as Quantity/Base number*100

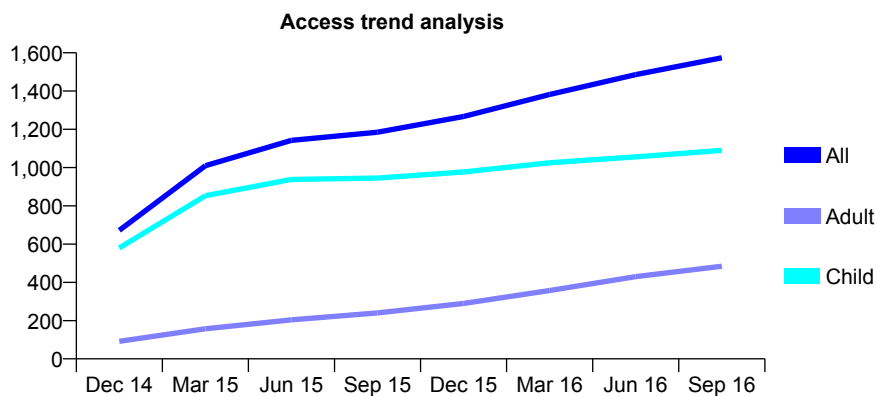
Q65 - Vital Signs At a Glance Contract Report for 115827/0001 - September 2016

Name or company name	College Street Dental Practice
Contract type name	GDS Contract
Purpose of contract	General
Contract start date	28/07/2014
Contract end date	

16/17 Contracted general activity (UDA)	4,000
Carry forward general activity (UDA)	0
16/17 Contracted orthodontic activity (UOA)	0
Carry forward orthodontic activity (UOA)	0
Baseline contract value	£97,854.49

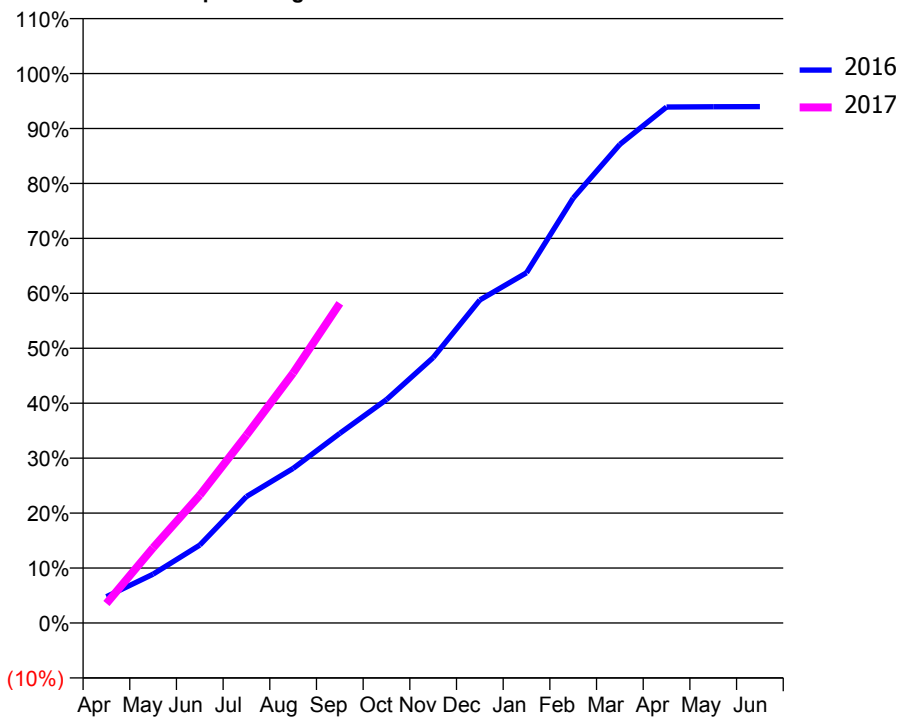
ACCESS*

Patients seen in 24 months	Total	Change since previous quarter
Quarter ending September 2015	1,185	
Quarter ending December 2015	1,267	↑
Quarter ending March 2016	1,382	↑
Quarter ending June 2016	1,486	↑
Quarter ending September 2016	1,574	↑
Variance since September 2015	32.8%	↑



ACTIVITY

Cumulative percentage of contracted UDA delivered 2016 & 2017



Adjusted Scheduled Activity (UDA)

Month	2016	2017
April	192	142
May	355	548
June	567	931
July	921	1,367
August	1,125	1,820
September	1,381	2,327
October	1,626	
November	1,933	
December	2,352	
January	2,549	
February	3,093	
March	3,484	
April	3,756	
May	3,758	
June	3,759	

QUALITY

	Quantity	Base Number	Contract	AT	Region	England
% of FP17s for the same patient ID Re-attending within 3 months - Children	101	1,152	8.8%	10.2%	11.8%	12.4%
% of FP17s for the same patient ID Re-attending within 3 months - Adults	73	374	19.5%	15.2%	16.6%	16.7%
% of FP17s for the same patient ID Re-attending between 3 & 9 months - Children	803	1,152	69.7%	61.4%	60.2%	57.4%
% of FP17s for the same patient ID Re-attending between 3 & 9 months - Adults	171	374	45.7%	53.1%	52.0%	50.5%
% of FP17s for Band 1 Urgent Courses	74	1,371	5.4%	8.1%	9.4%	9.1%
% of FP17s Relating to Free Repair or Replacements	3	1,371	0.2%	0.9%	0.7%	0.8%
% of FP17s Relating to Continuations	4	1,371	0.3%	1.5%	1.2%	1.3%
% of Patients satisfied with the dentistry they have received	0	0	N/A	94.9%	93.6%	93.2%
% of Patients satisfied with the time they had to wait for an appointment	0	0	N/A	89.8%	89.1%	89.0%

* This is based on patients treated on this contract for their most recent course of treatment. Figures in italics indicate the base number of FP17s or Patient Questionnaire responses are less than 100. N/A is shown where the base number of responses is less than 10 during the period. % is calculated as Quantity/Base number*100

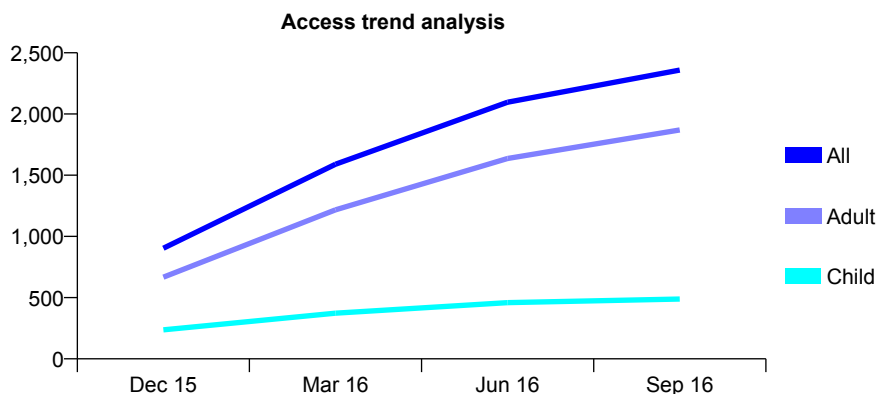
Q65 - Vital Signs At a Glance Contract Report for 116424/0001 - September 2016

Name or company name	White Dental Partnership
Contract type name	GDS Contract
Purpose of contract	General
Contract start date	01/09/2015
Contract end date	

16/17 Contracted general activity (UDA)	7,059
Carry forward general activity (UDA)	103
16/17 Contracted orthodontic activity (UOA)	0
Carry forward orthodontic activity (UOA)	0
Baseline contract value	£151,189.10

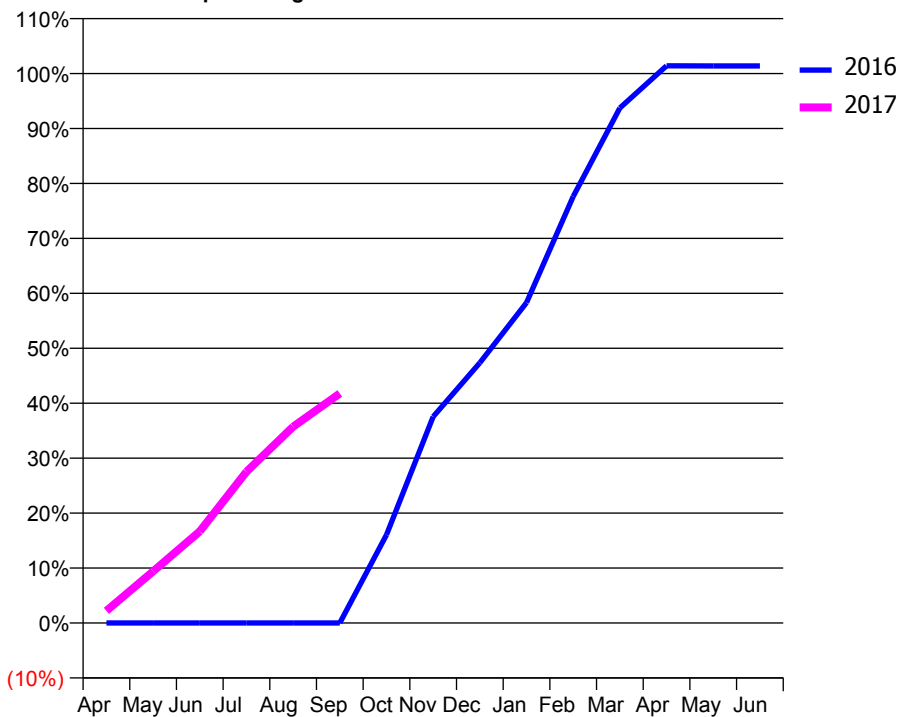
ACCESS*

Patients seen in 24 months	Total	Change since previous quarter
Quarter ending September 2015	0	
Quarter ending December 2015	904	↑
Quarter ending March 2016	1,590	↑
Quarter ending June 2016	2,096	↑
Quarter ending September 2016	2,359	↑
Variance since September 2015	N/A	



ACTIVITY

Cumulative percentage of contracted UDA delivered 2016 & 2017



Adjusted Scheduled Activity (UDA)

Month	2016	2017
April	0	157
May	0	664
June	0	1,178
July	0	1,944
August	0	2,522
September	0	2,949
October	661	
November	1,546	
December	1,951	
January	2,401	
February	3,196	
March	3,860	
April	4,176	
May	4,175	
June	4,175	

QUALITY

	Quantity	Base Number	Contract	AT	Region	England
% of FP17s for the same patient ID Re-attending within 3 months - Children	23	426	5.4%	10.2%	11.8%	12.4%
% of FP17s for the same patient ID Re-attending within 3 months - Adults	106	1,347	7.9%	15.2%	16.6%	16.7%
% of FP17s for the same patient ID Re-attending between 3 & 9 months - Children	206	426	48.4%	61.4%	60.2%	57.4%
% of FP17s for the same patient ID Re-attending between 3 & 9 months - Adults	470	1,347	34.9%	53.1%	52.0%	50.5%
% of FP17s for Band 1 Urgent Courses	76	1,638	4.6%	8.1%	9.4%	9.1%
% of FP17s Relating to Free Repair or Replacements	4	1,638	0.2%	0.9%	0.7%	0.8%
% of FP17s Relating to Continuations	9	1,638	0.5%	1.5%	1.2%	1.3%
% of Patients satisfied with the dentistry they have received	1	1	N/A	94.9%	93.6%	93.2%
% of Patients satisfied with the time they had to wait for an appointment	1	1	N/A	89.8%	89.1%	89.0%

* This is based on patients treated on this contract for their most recent course of treatment. Figures in italics indicate the base number of FP17s or Patient Questionnaire responses are less than 100. N/A is shown where the base number of responses is less than 10 during the period. % is calculated as Quantity/Base number*100

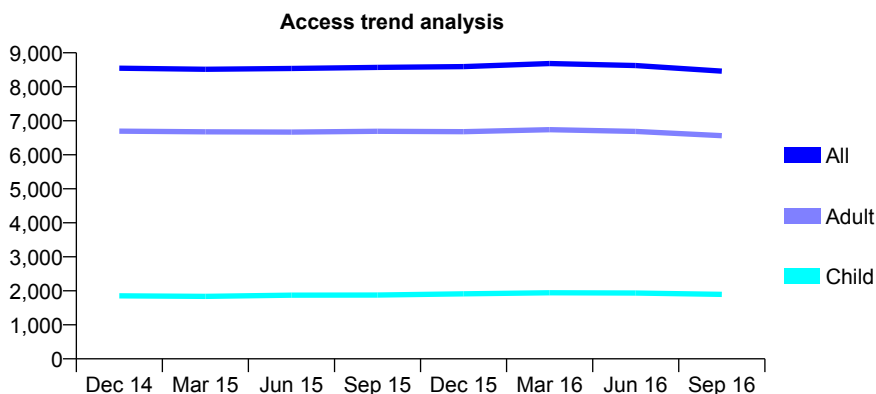
Q65 - Vital Signs At a Glance Contract Report for 118583/0001 - September 2016

Name or company name	Execudent Ltd
Contract type name	GDS Contract
Purpose of contract	General
Contract start date	01/10/2012
Contract end date	

16/17 Contracted general activity (UDA)	27,280
Carry forward general activity (UDA)	1,074
16/17 Contracted orthodontic activity (UOA)	0
Carry forward orthodontic activity (UOA)	0
Baseline contract value	£719,359.61

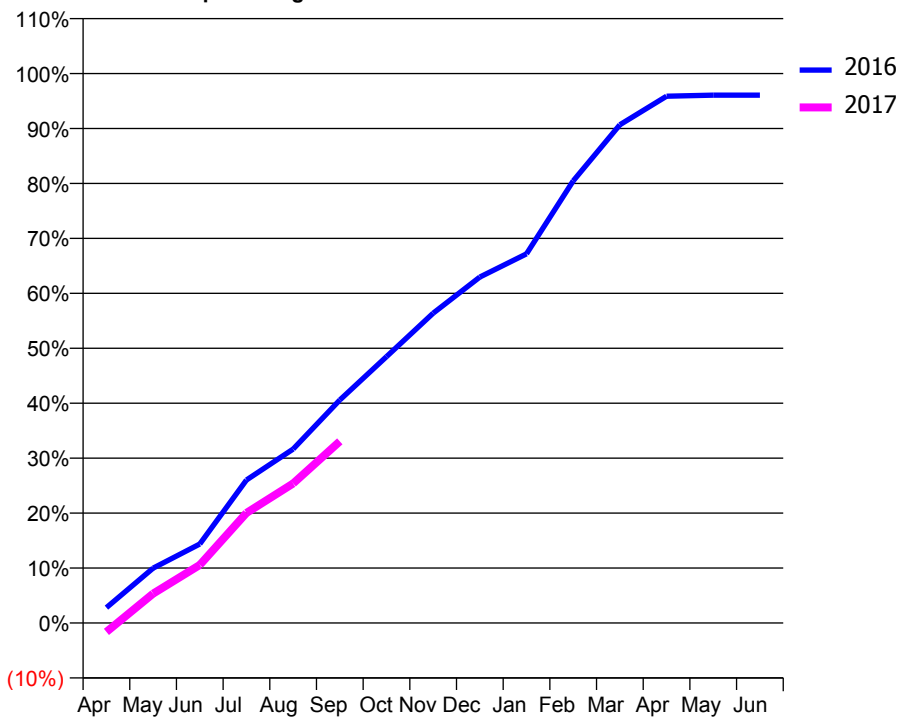
ACCESS*

Patients seen in 24 months	Total	Change since previous quarter
Quarter ending September 2015	8,569	
Quarter ending December 2015	8,593	→
Quarter ending March 2016	8,683	→
Quarter ending June 2016	8,625	→
Quarter ending September 2016	8,460	↓
Variance since September 2015	(1.3%)	↓



ACTIVITY

Cumulative percentage of contracted UDA delivered 2016 & 2017



Adjusted Scheduled Activity (UDA)

Month	2016	2017
April	766	-446
May	2,723	1,457
June	3,920	2,881
July	7,100	5,466
August	8,638	6,929
September	11,069	9,018
October	13,221	
November	15,379	
December	17,177	
January	18,328	
February	21,946	
March	24,735	
April	26,155	
May	26,205	
June	26,206	

QUALITY

	Quantity	Base Number	Contract	AT	Region	England
% of FP17s for the same patient ID Re-attending within 3 months - Children	77	1,343	5.7%	10.2%	11.8%	12.4%
% of FP17s for the same patient ID Re-attending within 3 months - Adults	635	4,535	14.0%	15.2%	16.6%	16.7%
% of FP17s for the same patient ID Re-attending between 3 & 9 months - Children	871	1,343	64.9%	61.4%	60.2%	57.4%
% of FP17s for the same patient ID Re-attending between 3 & 9 months - Adults	2,888	4,535	63.7%	53.1%	52.0%	50.5%
% of FP17s for Band 1 Urgent Courses	301	5,248	5.7%	8.1%	9.4%	9.1%
% of FP17s Relating to Free Repair or Replacements	26	5,248	0.5%	0.9%	0.7%	0.8%
% of FP17s Relating to Continuations	83	5,248	1.6%	1.5%	1.2%	1.3%
% of Patients satisfied with the dentistry they have received	4	5	N/A	94.9%	93.6%	93.2%
% of Patients satisfied with the time they had to wait for an appointment	4	5	N/A	89.8%	89.1%	89.0%

* This is based on patients treated on this contract for their most recent course of treatment. Figures in italics indicate the base number of FP17s or Patient Questionnaire responses are less than 100. N/A is shown where the base number of responses is less than 10 during the period. % is calculated as Quantity/Base number*100

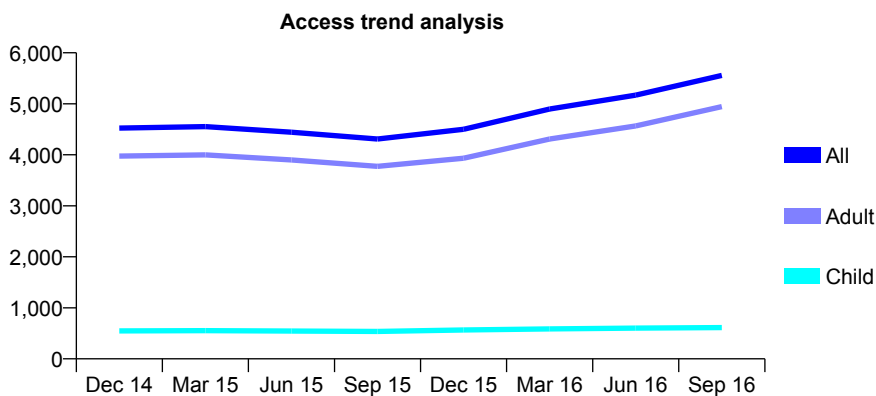
Q65 - Vital Signs At a Glance Contract Report for 118583/0002 - September 2016

Name or company name	Execudent Ltd
Contract type name	GDS Contract
Purpose of contract	General
Contract start date	01/10/2012
Contract end date	

16/17 Contracted general activity (UDA)	14,299
Carry forward general activity (UDA)	0
16/17 Contracted orthodontic activity (UOA)	0
Carry forward orthodontic activity (UOA)	0
Baseline contract value	£314,171.95

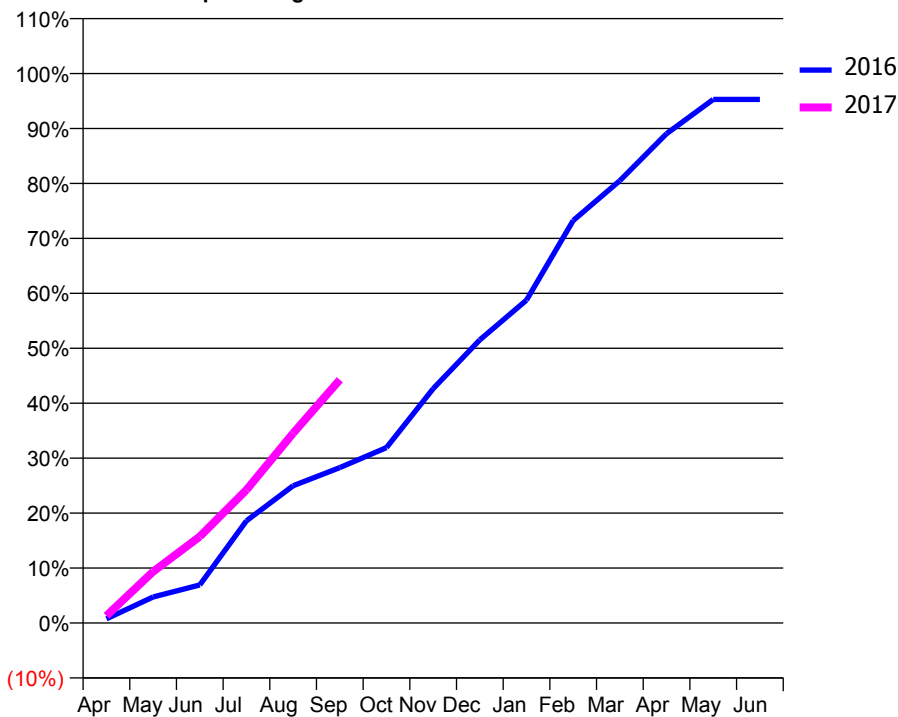
ACCESS*

Patients seen in 24 months	Total	Change since previous quarter
Quarter ending September 2015	4,310	
Quarter ending December 2015	4,500	↑
Quarter ending March 2016	4,899	↑
Quarter ending June 2016	5,169	↑
Quarter ending September 2016	5,556	↑
Variance since September 2015	28.9%	↑



ACTIVITY

Cumulative percentage of contracted UDA delivered 2016 & 2017



Month	Adjusted Scheduled Activity (UDA)	
	2016	2017
April	111	189
May	680	1,336
June	991	2,249
July	2,661	3,466
August	3,573	4,940
September	4,043	6,332
October	4,566	
November	6,099	
December	7,367	
January	8,401	
February	10,473	
March	11,513	
April	12,734	
May	13,624	
June	13,624	

QUALITY

	Quantity	Base Number	Contract	AT	Region	England
% of FP17s for the same patient ID Re-attending within 3 months - Children	50	512	9.8%	10.2%	11.8%	12.4%
% of FP17s for the same patient ID Re-attending within 3 months - Adults	441	3,498	12.6%	15.2%	16.6%	16.7%
% of FP17s for the same patient ID Re-attending between 3 & 9 months - Children	251	512	49.0%	61.4%	60.2%	57.4%
% of FP17s for the same patient ID Re-attending between 3 & 9 months - Adults	1,306	3,498	37.3%	53.1%	52.0%	50.5%
% of FP17s for Band 1 Urgent Courses	212	3,175	6.7%	8.1%	9.4%	9.1%
% of FP17s Relating to Free Repair or Replacements	38	3,175	1.2%	0.9%	0.7%	0.8%
% of FP17s Relating to Continuations	46	3,175	1.4%	1.5%	1.2%	1.3%
% of Patients satisfied with the dentistry they have received	1	1	N/A	94.9%	93.6%	93.2%
% of Patients satisfied with the time they had to wait for an appointment	1	1	N/A	89.8%	89.1%	89.0%

* This is based on patients treated on this contract for their most recent course of treatment. Figures in italics indicate the base number of FP17s or Patient Questionnaire responses are less than 100. N/A is shown where the base number of responses is less than 10 during the period. % is calculated as Quantity/Base number*100

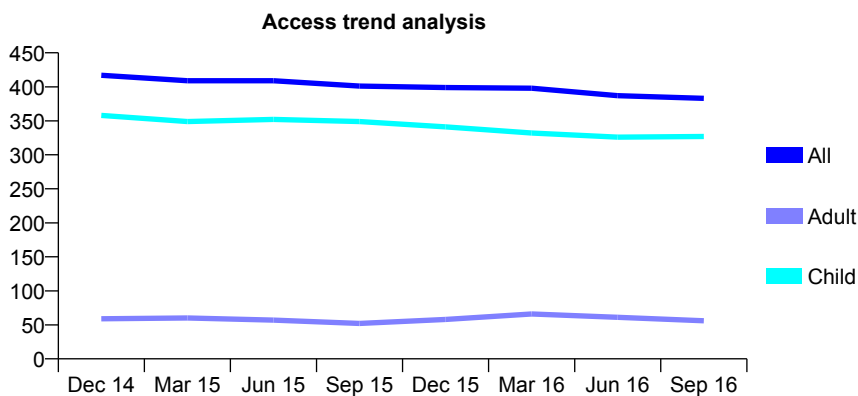
Q65 - Vital Signs At a Glance Contract Report for 118613/0001 - September 2016

Name or company name	The Bruton Dental Practice Limited
Contract type name	GDS Contract
Purpose of contract	General
Contract start date	01/12/2009
Contract end date	

16/17 Contracted general activity (UDA)	874
Carry forward general activity (UDA)	0
16/17 Contracted orthodontic activity (UOA)	0
Carry forward orthodontic activity (UOA)	0
Baseline contract value	£18,541.59

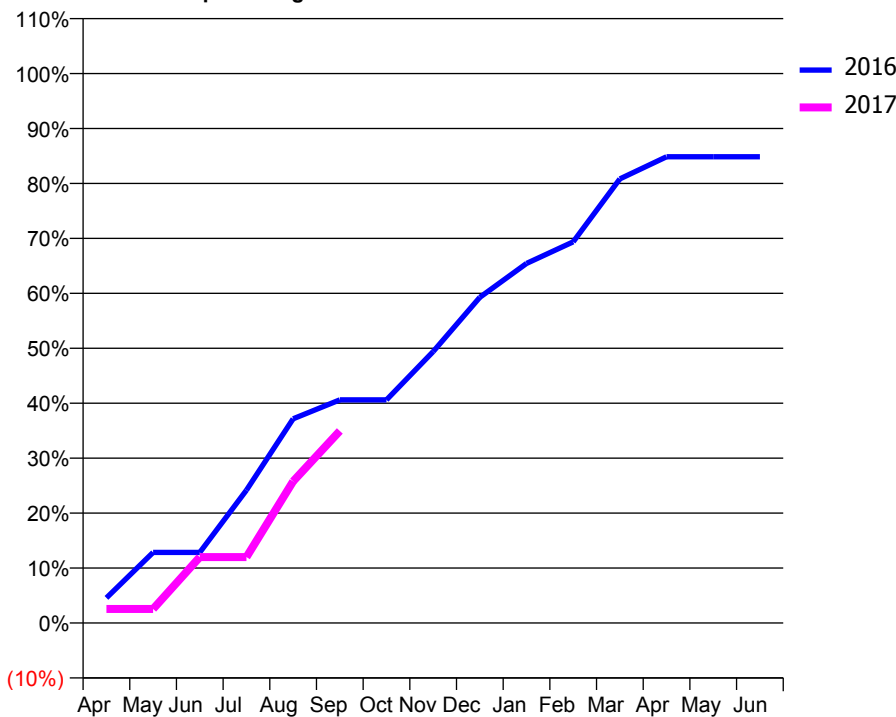
ACCESS*

Patients seen in 24 months	Total	Change since previous quarter
Quarter ending September 2015	401	
Quarter ending December 2015	399	→
Quarter ending March 2016	398	→
Quarter ending June 2016	387	↓
Quarter ending September 2016	383	↓
Variance since September 2015	(4.5%)	↓



ACTIVITY

Cumulative percentage of contracted UDA delivered 2016 & 2017



Adjusted Scheduled Activity (UDA)

Month	2016	2017
April	40	22
May	112	22
June	112	105
July	211	105
August	325	225
September	355	306
October	355	
November	432	
December	518	
January	572	
February	606	
March	706	
April	742	
May	742	
June	742	

QUALITY

	Quantity	Base Number	Contract	AT	Region	England
% of FP17s for the same patient ID Re-attending within 3 months - Children	8	270	3.0%	10.2%	11.8%	12.4%
% of FP17s for the same patient ID Re-attending within 3 months - Adults	2	14	14.3%	15.2%	16.6%	16.7%
% of FP17s for the same patient ID Re-attending between 3 & 9 months - Children	213	270	78.9%	61.4%	60.2%	57.4%
% of FP17s for the same patient ID Re-attending between 3 & 9 months - Adults	7	14	50.0%	53.1%	52.0%	50.5%
% of FP17s for Band 1 Urgent Courses	13	259	5.0%	8.1%	9.4%	9.1%
% of FP17s Relating to Free Repair or Replacements	0	259	0.0%	0.9%	0.7%	0.8%
% of FP17s Relating to Continuations	0	259	0.0%	1.5%	1.2%	1.3%
% of Patients satisfied with the dentistry they have received	0	0	N/A	94.9%	93.6%	93.2%
% of Patients satisfied with the time they had to wait for an appointment	0	0	N/A	89.8%	89.1%	89.0%

* This is based on patients treated on this contract for their most recent course of treatment. Figures in italics indicate the base number of FP17s or Patient Questionnaire responses are less than 100. N/A is shown where the base number of responses is less than 10 during the period. % is calculated as Quantity/Base number*100

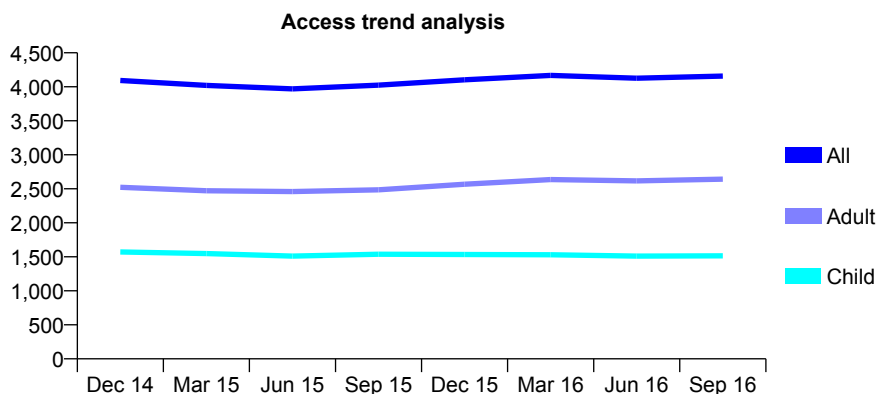
Q65 - Vital Signs At a Glance Contract Report for 119466/0001 - September 2016

Name or company name	Davidson, Smith and Associates
Contract type name	GDS Contract
Purpose of contract	General
Contract start date	01/04/2011
Contract end date	

16/17 Contracted general activity (UDA)	12,029
Carry forward general activity (UDA)	437
16/17 Contracted orthodontic activity (UOA)	0
Carry forward orthodontic activity (UOA)	0
Baseline contract value	£302,404.50

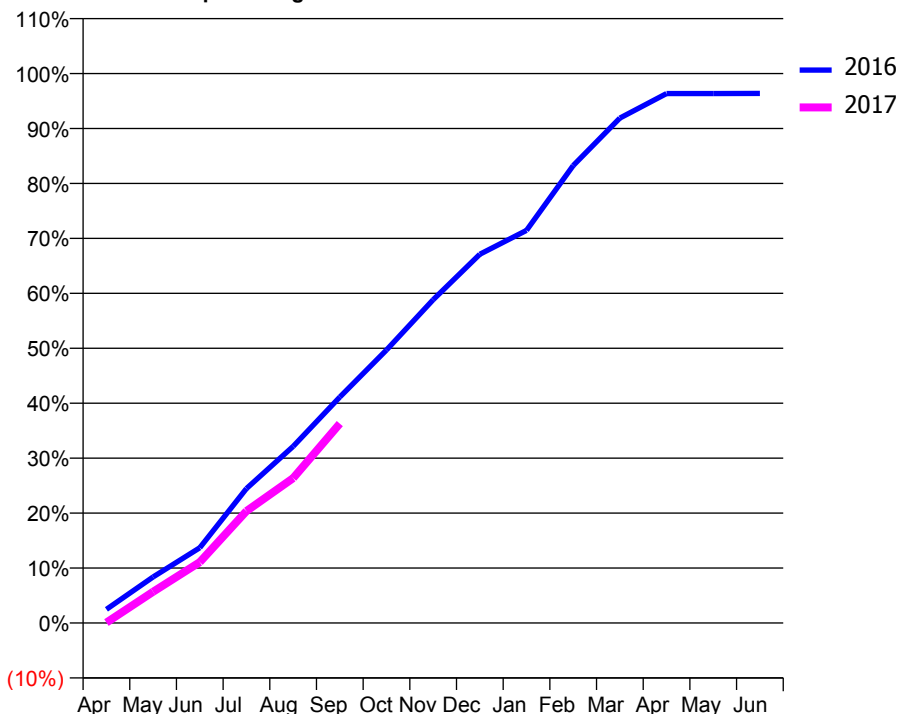
ACCESS*

Patients seen in 24 months	Total	Change since previous quarter
Quarter ending September 2015	4,024	
Quarter ending December 2015	4,102	→
Quarter ending March 2016	4,167	→
Quarter ending June 2016	4,126	→
Quarter ending September 2016	4,157	→
Variance since September 2015	3.3%	↑



ACTIVITY

Cumulative percentage of contracted UDA delivered 2016 & 2017



Month	Adjusted Scheduled Activity (UDA)	
	2016	2017
April	298	9
May	1,009	685
June	1,649	1,333
July	2,943	2,451
August	3,867	3,172
September	4,947	4,365
October	5,978	
November	7,076	
December	8,073	
January	8,596	
February	10,013	
March	11,053	
April	11,591	
May	11,591	
June	11,592	

QUALITY

	Quantity	Base Number	Contract	AT	Region	England
% of FP17s for the same patient ID Re-attending within 3 months - Children	121	1,268	9.5%	10.2%	11.8%	12.4%
% of FP17s for the same patient ID Re-attending within 3 months - Adults	340	2,052	16.6%	15.2%	16.6%	16.7%
% of FP17s for the same patient ID Re-attending between 3 & 9 months - Children	877	1,268	69.2%	61.4%	60.2%	57.4%
% of FP17s for the same patient ID Re-attending between 3 & 9 months - Adults	1,259	2,052	61.4%	53.1%	52.0%	50.5%
% of FP17s for Band 1 Urgent Courses	139	2,590	5.4%	8.1%	9.4%	9.1%
% of FP17s Relating to Free Repair or Replacements	9	2,590	0.3%	0.9%	0.7%	0.8%
% of FP17s Relating to Continuations	9	2,590	0.3%	1.5%	1.2%	1.3%
% of Patients satisfied with the dentistry they have received	6	6	N/A	94.9%	93.6%	93.2%
% of Patients satisfied with the time they had to wait for an appointment	6	6	N/A	89.8%	89.1%	89.0%

* This is based on patients treated on this contract for their most recent course of treatment. Figures in italics indicate the base number of FP17s or Patient Questionnaire responses are less than 100. N/A is shown where the base number of responses is less than 10 during the period. % is calculated as Quantity/Base number*100

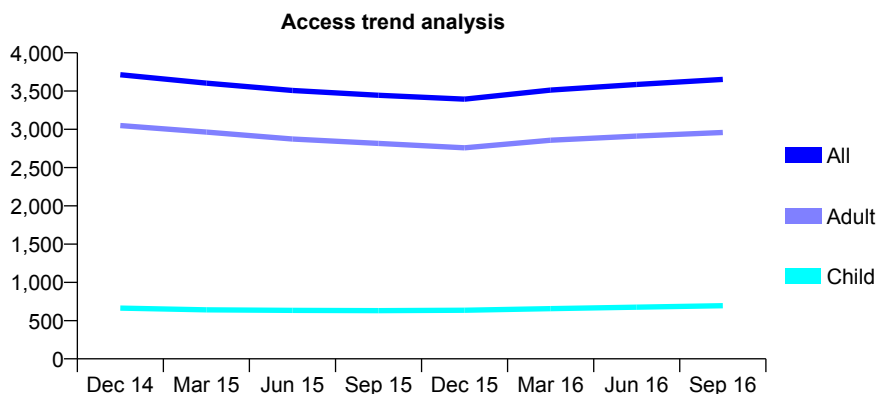
Q65 - Vital Signs At a Glance Contract Report for 121193/0001 - September 2016

Name or company name	Easton Dental Partnership
Contract type name	GDS Contract
Purpose of contract	General
Contract start date	26/11/2009
Contract end date	

16/17 Contracted general activity (UDA)	15,012
Carry forward general activity (UDA)	365
16/17 Contracted orthodontic activity (UOA)	0
Carry forward orthodontic activity (UOA)	0
Baseline contract value	£347,408.49

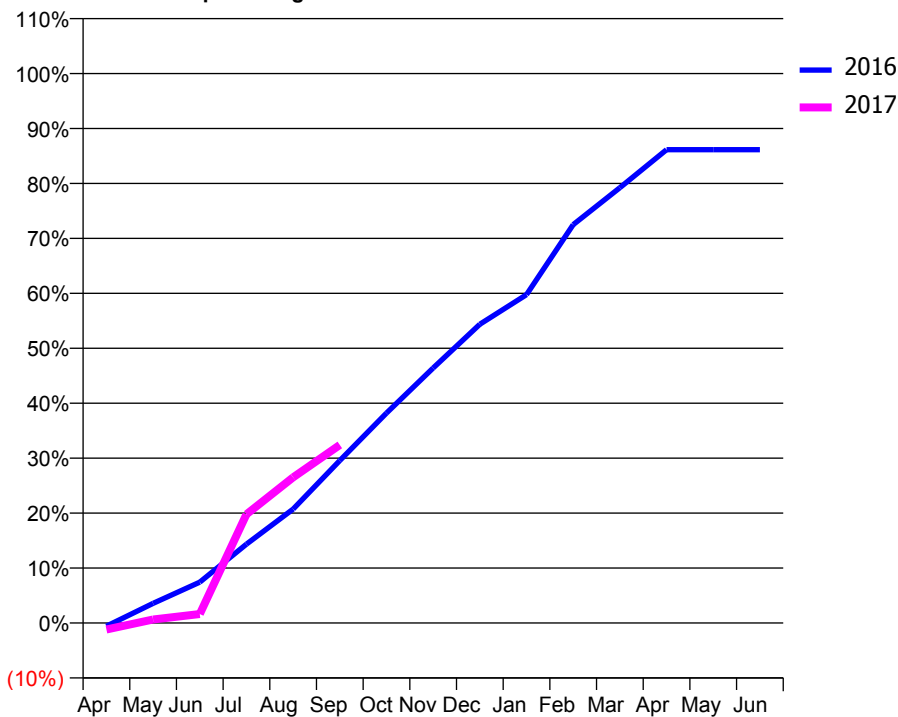
ACCESS*

Patients seen in 24 months	Total	Change since previous quarter
Quarter ending September 2015	3,445	
Quarter ending December 2015	3,395	↓
Quarter ending March 2016	3,513	↑
Quarter ending June 2016	3,586	↑
Quarter ending September 2016	3,652	→
Variance since September 2015	6.0%	↑



ACTIVITY

Cumulative percentage of contracted UDA delivered 2016 & 2017



Adjusted Scheduled Activity (UDA)

Month	2016	2017
April	-66	-182
May	404	98
June	837	247
July	1,615	2,972
August	2,334	3,980
September	3,329	4,865
October	4,302	
November	5,226	
December	6,121	
January	6,727	
February	8,162	
March	8,919	
April	9,698	
May	9,698	
June	9,698	

QUALITY

	Quantity	Base Number	Contract	AT	Region	England
% of FP17s for the same patient ID Re-attending within 3 months - Children	40	465	8.6%	10.2%	11.8%	12.4%
% of FP17s for the same patient ID Re-attending within 3 months - Adults	252	1,877	13.4%	15.2%	16.6%	16.7%
% of FP17s for the same patient ID Re-attending between 3 & 9 months - Children	215	465	46.2%	61.4%	60.2%	57.4%
% of FP17s for the same patient ID Re-attending between 3 & 9 months - Adults	755	1,877	40.2%	53.1%	52.0%	50.5%
% of FP17s for Band 1 Urgent Courses	301	2,014	14.9%	8.1%	9.4%	9.1%
% of FP17s Relating to Free Repair or Replacements	2	2,014	0.1%	0.9%	0.7%	0.8%
% of FP17s Relating to Continuations	22	2,014	1.1%	1.5%	1.2%	1.3%
% of Patients satisfied with the dentistry they have received	0	0	N/A	94.9%	93.6%	93.2%
% of Patients satisfied with the time they had to wait for an appointment	0	0	N/A	89.8%	89.1%	89.0%

* This is based on patients treated on this contract for their most recent course of treatment. Figures in italics indicate the base number of FP17s or Patient Questionnaire responses are less than 100. N/A is shown where the base number of responses is less than 10 during the period. % is calculated as Quantity/Base number*100

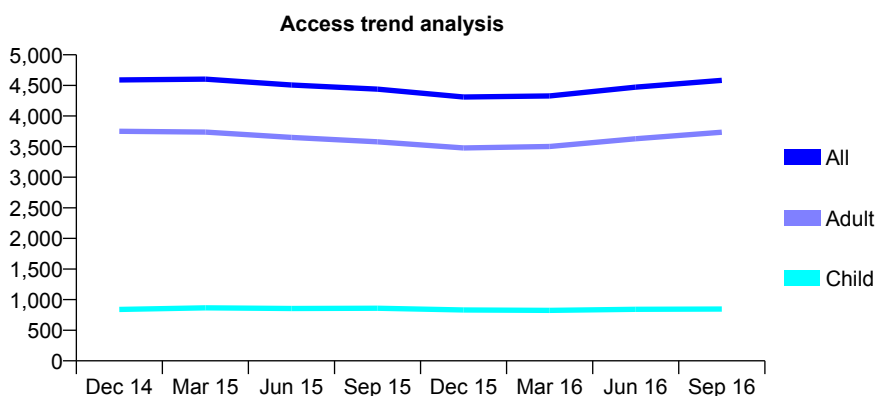
Q65 - Vital Signs At a Glance Contract Report for 121193/0002 - September 2016

Name or company name	Easton Dental Partnership
Contract type name	GDS Contract
Purpose of contract	General
Contract start date	01/04/2011
Contract end date	

16/17 Contracted general activity (UDA)	14,903
Carry forward general activity (UDA)	0
16/17 Contracted orthodontic activity (UOA)	0
Carry forward orthodontic activity (UOA)	0
Baseline contract value	£355,308.54

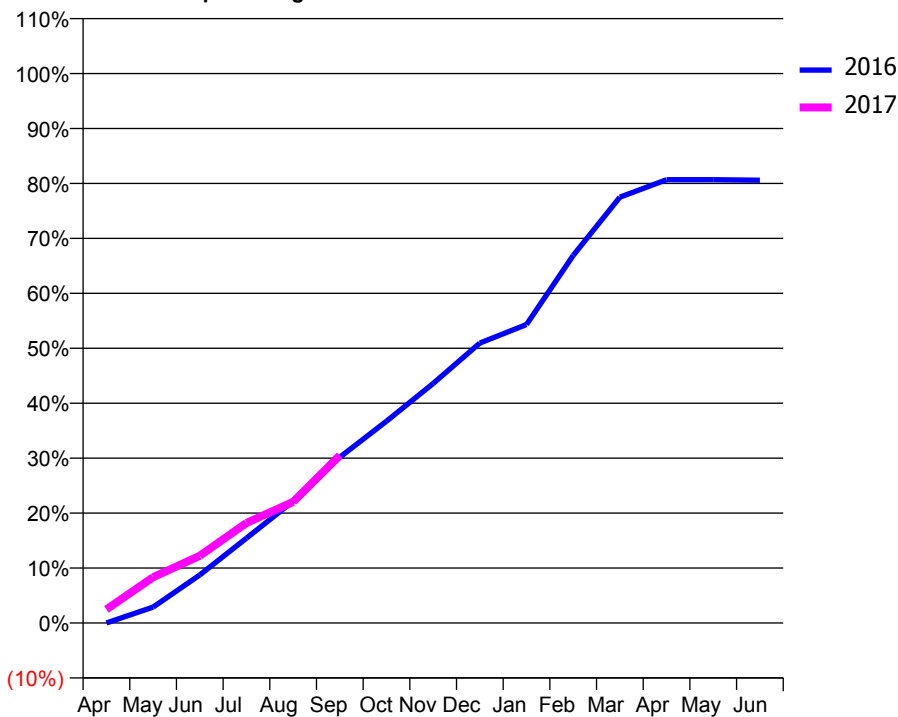
ACCESS*

Patients seen in 24 months	Total	Change since previous quarter
Quarter ending September 2015	4,438	
Quarter ending December 2015	4,310	↓
Quarter ending March 2016	4,328	→
Quarter ending June 2016	4,472	↑
Quarter ending September 2016	4,583	↑
Variance since September 2015	3.3%	↑



ACTIVITY

Cumulative percentage of contracted UDA delivered 2016 & 2017



Adjusted Scheduled Activity (UDA)

Month	2016	2017
April	0	369
May	434	1,242
June	1,305	1,825
July	2,301	2,713
August	3,304	3,287
September	4,498	4,549
October	5,472	
November	6,498	
December	7,592	
January	8,095	
February	9,968	
March	11,548	
April	12,022	
May	12,022	
June	12,009	

QUALITY

	Quantity	Base Number	Contract	AT	Region	England
% of FP17s for the same patient ID Re-attending within 3 months - Children	19	466	4.1%	10.2%	11.8%	12.4%
% of FP17s for the same patient ID Re-attending within 3 months - Adults	176	2,166	8.1%	15.2%	16.6%	16.7%
% of FP17s for the same patient ID Re-attending between 3 & 9 months - Children	246	466	52.8%	61.4%	60.2%	57.4%
% of FP17s for the same patient ID Re-attending between 3 & 9 months - Adults	1,102	2,166	50.9%	53.1%	52.0%	50.5%
% of FP17s for Band 1 Urgent Courses	239	2,445	9.8%	8.1%	9.4%	9.1%
% of FP17s Relating to Free Repair or Replacements	11	2,445	0.4%	0.9%	0.7%	0.8%
% of FP17s Relating to Continuations	10	2,445	0.4%	1.5%	1.2%	1.3%
% of Patients satisfied with the dentistry they have received	8	8	N/A	94.9%	93.6%	93.2%
% of Patients satisfied with the time they had to wait for an appointment	6	8	N/A	89.8%	89.1%	89.0%

* This is based on patients treated on this contract for their most recent course of treatment. Figures in italics indicate the base number of FP17s or Patient Questionnaire responses are less than 100. N/A is shown where the base number of responses is less than 10 during the period. % is calculated as Quantity/Base number*100

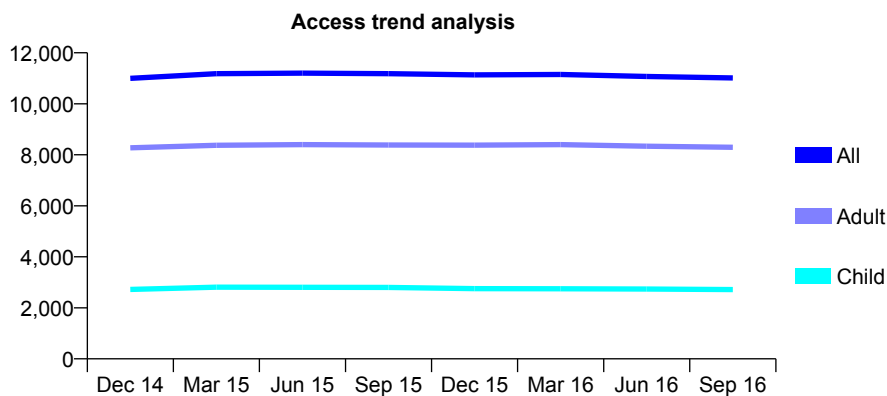
Q65 - Vital Signs At a Glance Contract Report for 122165/0001 - September 2016

Name or company name	Passage House Dental Care
Contract type name	GDS Contract
Purpose of contract	General and Orthodontic
Contract start date	01/10/2008
Contract end date	

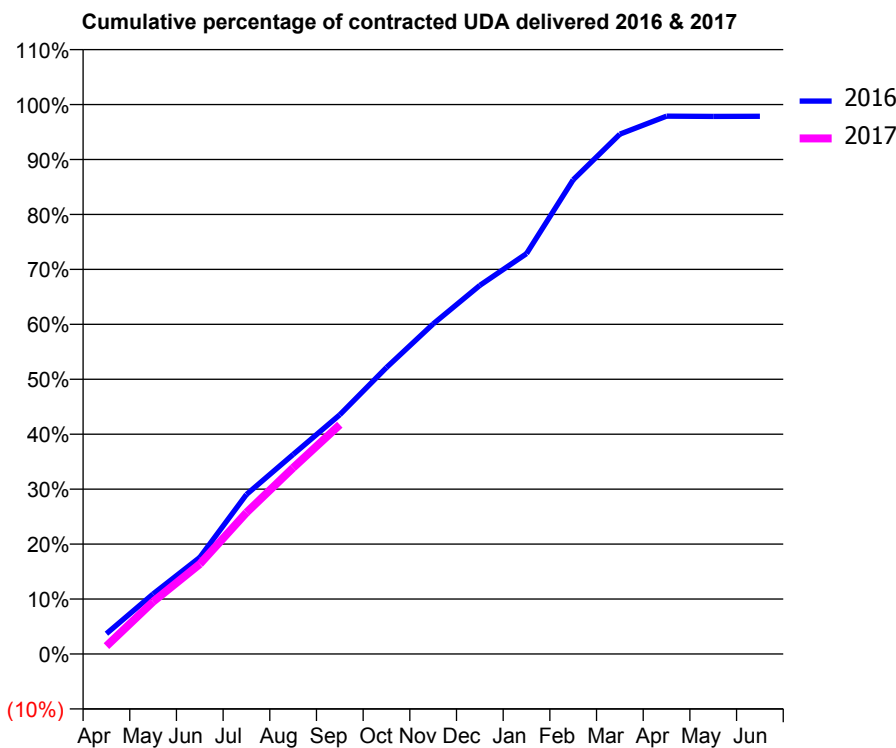
16/17 Contracted general activity (UDA)	28,767
Carry forward general activity (UDA)	620
16/17 Contracted orthodontic activity (UOA)	784
Carry forward orthodontic activity (UOA)	0
Baseline contract value	£759,896.18

ACCESS*

Patients seen in 24 months	Total	Change since previous quarter
Quarter ending September 2015	11,184	
Quarter ending December 2015	11,135	→
Quarter ending March 2016	11,148	→
Quarter ending June 2016	11,073	→
Quarter ending September 2016	11,012	→
Variance since September 2015	(1.5%)	↓



ACTIVITY



Month	Adjusted Scheduled Activity (UDA)	
	2016	2017
April	1,064	415
May	3,144	2,739
June	5,054	4,712
July	8,350	7,404
August	10,450	9,749
September	12,527	12,004
October	14,999	
November	17,282	
December	19,299	
January	20,959	
February	24,827	
March	27,218	
April	28,160	
May	28,140	
June	28,147	

QUALITY

	Quantity	Base Number	Contract	AT	Region	England
% of FP17s for the same patient ID Re-attending within 3 months - Children	253	2,296	11.0%	10.2%	11.8%	12.4%
% of FP17s for the same patient ID Re-attending within 3 months - Adults	1,019	6,645	15.3%	15.2%	16.6%	16.7%
% of FP17s for the same patient ID Re-attending between 3 & 9 months - Children	1,458	2,296	63.5%	61.4%	60.2%	57.4%
% of FP17s for the same patient ID Re-attending between 3 & 9 months - Adults	4,364	6,645	65.7%	53.1%	52.0%	50.5%
% of FP17s for Band 1 Urgent Courses	573	7,706	7.4%	8.1%	9.4%	9.1%
% of FP17s Relating to Free Repair or Replacements	102	7,706	1.3%	0.9%	0.7%	0.8%
% of FP17s Relating to Continuations	50	7,706	0.6%	1.5%	1.2%	1.3%
% of Patients satisfied with the dentistry they have received	24	27	88.9%	94.9%	93.6%	93.2%
% of Patients satisfied with the time they had to wait for an appointment	25	27	92.6%	89.8%	89.1%	89.0%

* This is based on patients treated on this contract for their most recent course of treatment. Figures in italics indicate the base number of FP17s or Patient Questionnaire responses are less than 100. N/A is shown where the base number of responses is less than 10 during the period. % is calculated as Quantity/Base number*100

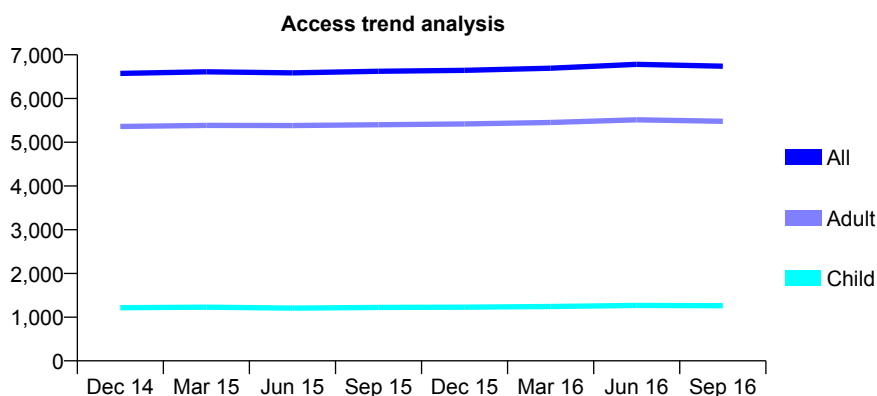
Q65 - Vital Signs At a Glance Contract Report for 123870/0001 - September 2016

Name or company name	Bramcote Dental Practice
Contract type name	GDS Contract
Purpose of contract	General
Contract start date	01/01/2013
Contract end date	

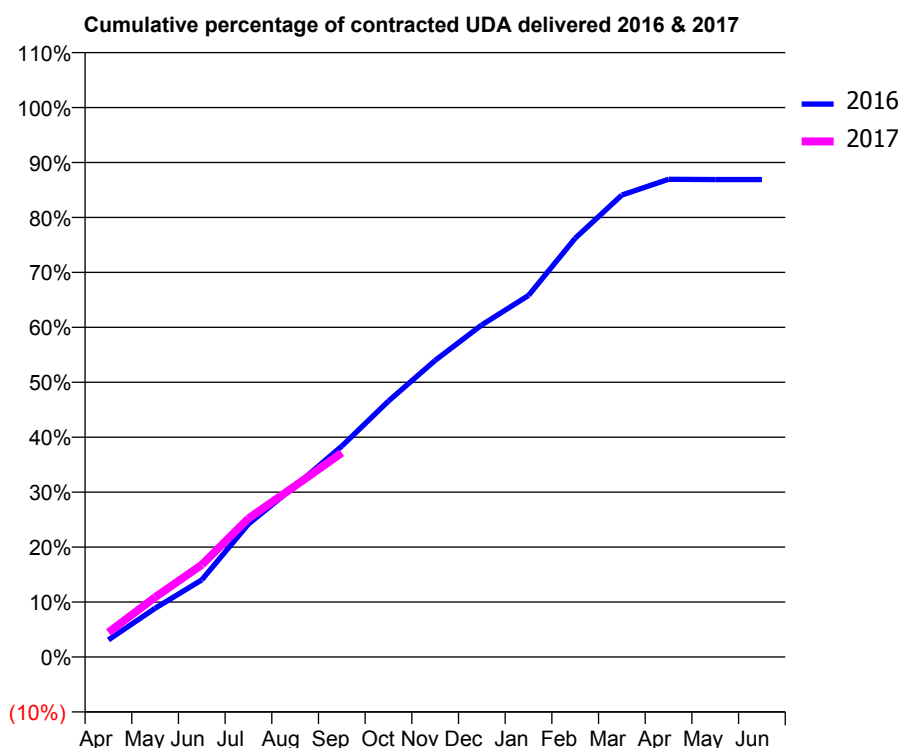
16/17 Contracted general activity (UDA)	22,500
Carry forward general activity (UDA)	0
16/17 Contracted orthodontic activity (UOA)	0
Carry forward orthodontic activity (UOA)	0
Baseline contract value	£500,034.86

ACCESS*

Patients seen in 24 months	Total	Change since previous quarter
Quarter ending September 2015	6,624	
Quarter ending December 2015	6,645	→
Quarter ending March 2016	6,694	→
Quarter ending June 2016	6,781	→
Quarter ending September 2016	6,740	→
Variance since September 2015	1.8%	→



ACTIVITY



Month	Adjusted Scheduled Activity (UDA)	
	2016	2017
April	699	1,007
May	1,995	2,447
June	3,159	3,778
July	5,445	5,675
August	7,002	7,008
September	8,635	8,360
October	10,481	
November	12,146	
December	13,597	
January	14,806	
February	17,146	
March	18,919	
April	19,560	
May	19,549	
June	19,548	

QUALITY

	Quantity	Base Number	Contract	AT	Region	England
% of FP17s for the same patient ID Re-attending within 3 months - Children	52	965	5.4%	10.2%	11.8%	12.4%
% of FP17s for the same patient ID Re-attending within 3 months - Adults	637	4,126	15.4%	15.2%	16.6%	16.7%
% of FP17s for the same patient ID Re-attending between 3 & 9 months - Children	620	965	64.2%	61.4%	60.2%	57.4%
% of FP17s for the same patient ID Re-attending between 3 & 9 months - Adults	2,240	4,126	54.3%	53.1%	52.0%	50.5%
% of FP17s for Band 1 Urgent Courses	513	4,755	10.8%	8.1%	9.4%	9.1%
% of FP17s Relating to Free Repair or Replacements	56	4,755	1.2%	0.9%	0.7%	0.8%
% of FP17s Relating to Continuations	53	4,755	1.1%	1.5%	1.2%	1.3%
% of Patients satisfied with the dentistry they have received	18	19	94.7%	94.9%	93.6%	93.2%
% of Patients satisfied with the time they had to wait for an appointment	18	19	94.7%	89.8%	89.1%	89.0%

* This is based on patients treated on this contract for their most recent course of treatment. Figures in italics indicate the base number of FP17s or Patient Questionnaire responses are less than 100. N/A is shown where the base number of responses is less than 10 during the period. % is calculated as Quantity/Base number*100

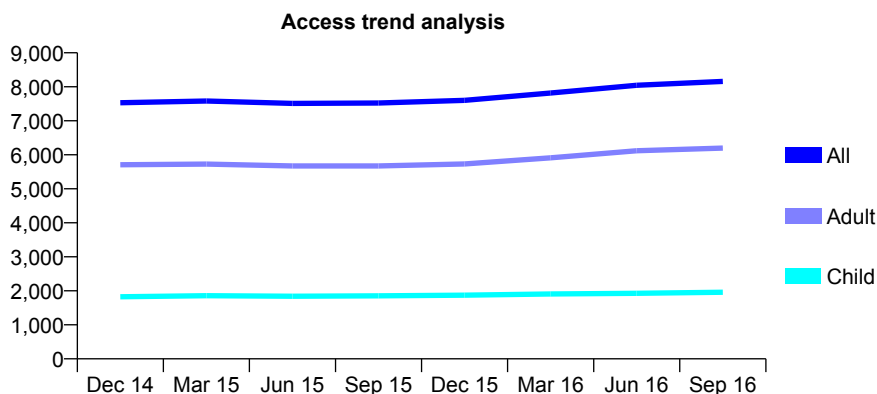
Q65 - Vital Signs At a Glance Contract Report for 125385/0005 - September 2016

Name or company name	Dr Michael Frain Ltd
Contract type name	GDS Contract
Purpose of contract	General
Contract start date	01/04/2008
Contract end date	

16/17 Contracted general activity (UDA)	22,571
Carry forward general activity (UDA)	406
16/17 Contracted orthodontic activity (UOA)	0
Carry forward orthodontic activity (UOA)	0
Baseline contract value	£464,505.26

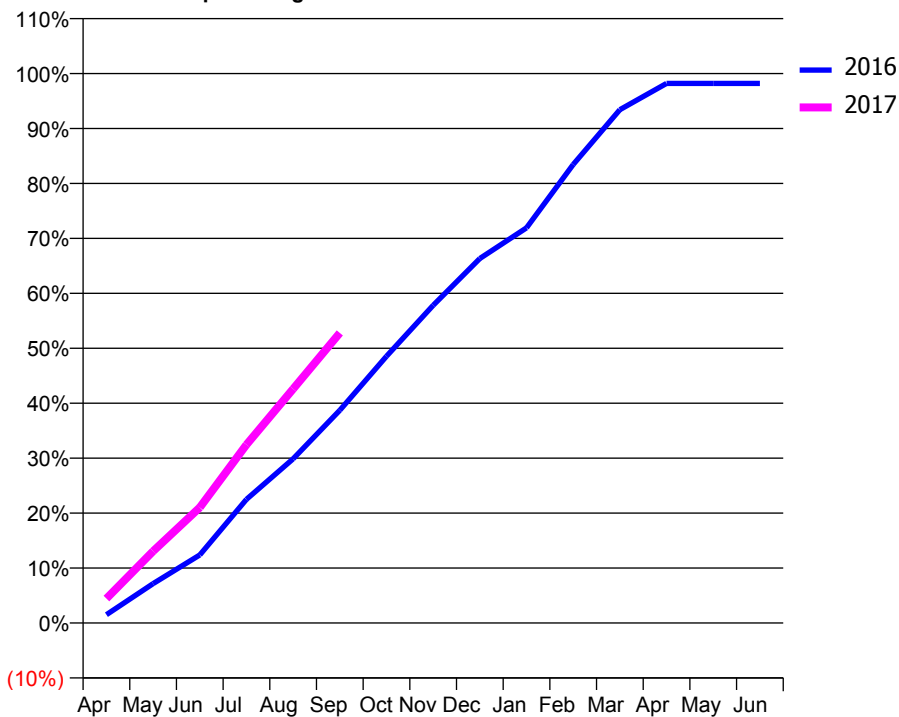
ACCESS*

Patients seen in 24 months	Total	Change since previous quarter
Quarter ending September 2015	7,524	
Quarter ending December 2015	7,603	→
Quarter ending March 2016	7,819	↑
Quarter ending June 2016	8,046	↑
Quarter ending September 2016	8,157	→
Variance since September 2015	8.4%	↑



ACTIVITY

Cumulative percentage of contracted UDA delivered 2016 & 2017



Month	Adjusted Scheduled Activity (UDA)	
	2016	2017
April	343	1,007
May	1,618	2,947
June	2,798	4,747
July	5,081	7,328
August	6,746	9,616
September	8,740	11,917
October	10,956	
November	13,051	
December	14,973	
January	16,232	
February	18,834	
March	21,082	
April	22,166	
May	22,163	
June	22,165	

QUALITY

	Quantity	Base Number	Contract	AT	Region	England
% of FP17s for the same patient ID Re-attending within 3 months - Children	68	1,507	4.5%	10.2%	11.8%	12.4%
% of FP17s for the same patient ID Re-attending within 3 months - Adults	528	4,560	11.6%	15.2%	16.6%	16.7%
% of FP17s for the same patient ID Re-attending between 3 & 9 months - Children	634	1,507	42.1%	61.4%	60.2%	57.4%
% of FP17s for the same patient ID Re-attending between 3 & 9 months - Adults	1,661	4,560	36.4%	53.1%	52.0%	50.5%
% of FP17s for Band 1 Urgent Courses	373	5,588	6.7%	8.1%	9.4%	9.1%
% of FP17s Relating to Free Repair or Replacements	47	5,588	0.8%	0.9%	0.7%	0.8%
% of FP17s Relating to Continuations	59	5,588	1.1%	1.5%	1.2%	1.3%
% of Patients satisfied with the dentistry they have received	21	21	100.0%	94.9%	93.6%	93.2%
% of Patients satisfied with the time they had to wait for an appointment	20	21	95.2%	89.8%	89.1%	89.0%

* This is based on patients treated on this contract for their most recent course of treatment. Figures in italics indicate the base number of FP17s or Patient Questionnaire responses are less than 100. N/A is shown where the base number of responses is less than 10 during the period. % is calculated as Quantity/Base number*100

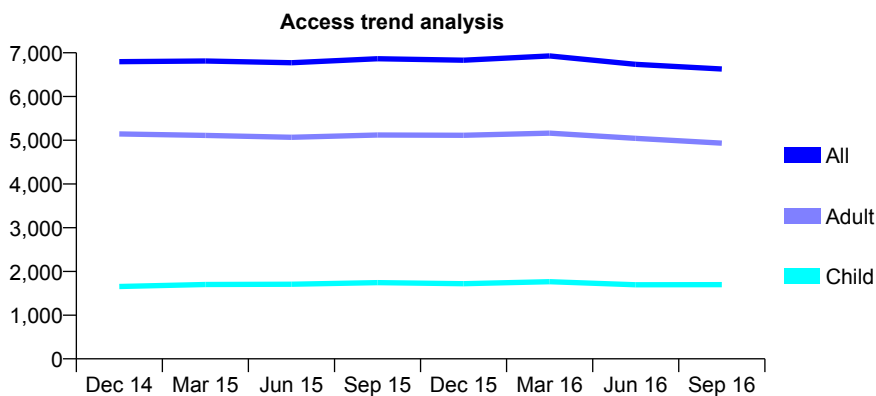
Q65 - Vital Signs At a Glance Contract Report for 126322/0001 - September 2016

Name or company name	Bishopsworth Dental Surgery
Contract type name	GDS Contract
Purpose of contract	General
Contract start date	01/04/2010
Contract end date	

16/17 Contracted general activity (UDA)	32,028
Carry forward general activity (UDA)	0
16/17 Contracted orthodontic activity (UOA)	0
Carry forward orthodontic activity (UOA)	0
Baseline contract value	£715,996.65

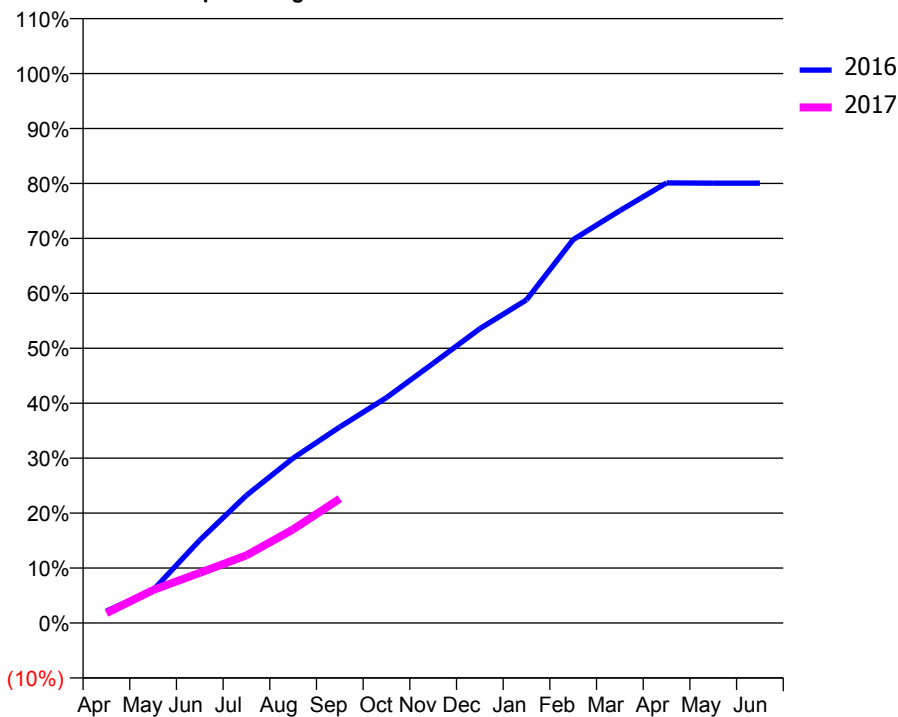
ACCESS*

Patients seen in 24 months	Total	Change since previous quarter
Quarter ending September 2015	6,865	
Quarter ending December 2015	6,832	→
Quarter ending March 2016	6,929	→
Quarter ending June 2016	6,735	↓
Quarter ending September 2016	6,630	↓
Variance since September 2015	(3.4%)	↓



ACTIVITY

Cumulative percentage of contracted UDA delivered 2016 & 2017



Month	Adjusted Scheduled Activity (UDA)	
	2016	2017
April	696	579
May	1,912	1,921
June	4,834	2,928
July	7,444	3,941
August	9,611	5,457
September	11,426	7,245
October	13,140	
November	15,134	
December	17,156	
January	18,834	
February	22,346	
March	24,037	
April	25,655	
May	25,640	
June	25,640	

QUALITY

	Quantity	Base Number	Contract	AT	Region	England
% of FP17s for the same patient ID Re-attending within 3 months - Children	65	1,043	6.2%	10.2%	11.8%	12.4%
% of FP17s for the same patient ID Re-attending within 3 months - Adults	336	3,028	11.1%	15.2%	16.6%	16.7%
% of FP17s for the same patient ID Re-attending between 3 & 9 months - Children	644	1,043	61.7%	61.4%	60.2%	57.4%
% of FP17s for the same patient ID Re-attending between 3 & 9 months - Adults	1,886	3,028	62.3%	53.1%	52.0%	50.5%
% of FP17s for Band 1 Urgent Courses	283	3,533	8.0%	8.1%	9.4%	9.1%
% of FP17s Relating to Free Repair or Replacements	34	3,533	1.0%	0.9%	0.7%	0.8%
% of FP17s Relating to Continuations	22	3,533	0.6%	1.5%	1.2%	1.3%
% of Patients satisfied with the dentistry they have received	8	9	N/A	94.9%	93.6%	93.2%
% of Patients satisfied with the time they had to wait for an appointment	8	9	N/A	89.8%	89.1%	89.0%

* This is based on patients treated on this contract for their most recent course of treatment. Figures in italics indicate the base number of FP17s or Patient Questionnaire responses are less than 100. N/A is shown where the base number of responses is less than 10 during the period. % is calculated as Quantity/Base number*100

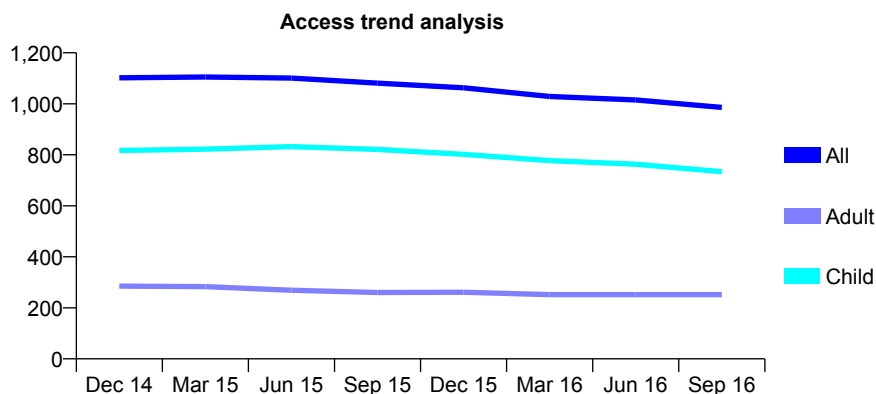
Q65 - Vital Signs At a Glance Contract Report for 126373/0001 - September 2016

Name or company name	Welshmill Dental Practice
Contract type name	GDS Contract
Purpose of contract	General
Contract start date	01/04/2006
Contract end date	

16/17 Contracted general activity (UDA)	3,700
Carry forward general activity (UDA)	0
16/17 Contracted orthodontic activity (UOA)	0
Carry forward orthodontic activity (UOA)	0
Baseline contract value	£88,173.73

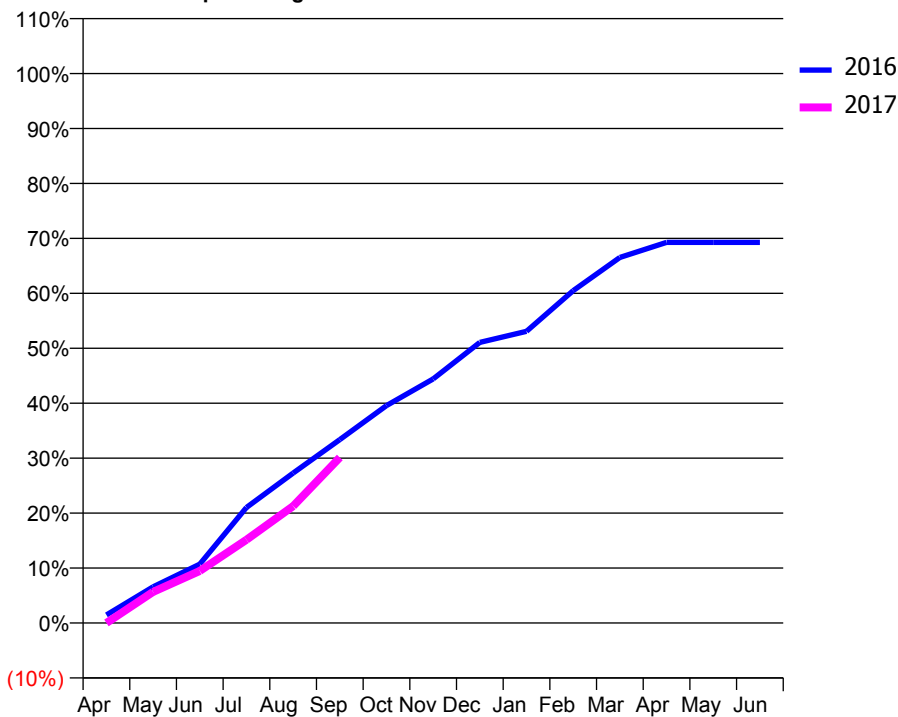
ACCESS*

Patients seen in 24 months	Total	Change since previous quarter
Quarter ending September 2015	1,081	
Quarter ending December 2015	1,063	↓
Quarter ending March 2016	1,029	↓
Quarter ending June 2016	1,015	↓
Quarter ending September 2016	986	↓
Variance since September 2015	(8.8%)	↓



ACTIVITY

Cumulative percentage of contracted UDA delivered 2016 & 2017



Adjusted Scheduled Activity (UDA)

Month	2016	2017
April	54	0
May	244	210
June	396	351
July	778	561
August	1,010	787
September	1,235	1,115
October	1,464	
November	1,644	
December	1,889	
January	1,964	
February	2,238	
March	2,461	
April	2,563	
May	2,563	
June	2,563	

QUALITY

	Quantity	Base Number	Contract	AT	Region	England
% of FP17s for the same patient ID Re-attending within 3 months - Children	37	643	5.8%	10.2%	11.8%	12.4%
% of FP17s for the same patient ID Re-attending within 3 months - Adults	25	150	16.7%	15.2%	16.6%	16.7%
% of FP17s for the same patient ID Re-attending between 3 & 9 months - Children	476	643	74.0%	61.4%	60.2%	57.4%
% of FP17s for the same patient ID Re-attending between 3 & 9 months - Adults	104	150	69.3%	53.1%	52.0%	50.5%
% of FP17s for Band 1 Urgent Courses	29	724	4.0%	8.1%	9.4%	9.1%
% of FP17s Relating to Free Repair or Replacements	0	724	0.0%	0.9%	0.7%	0.8%
% of FP17s Relating to Continuations	13	724	1.8%	1.5%	1.2%	1.3%
% of Patients satisfied with the dentistry they have received	1	1	N/A	94.9%	93.6%	93.2%
% of Patients satisfied with the time they had to wait for an appointment	1	1	N/A	89.8%	89.1%	89.0%

* This is based on patients treated on this contract for their most recent course of treatment. Figures in italics indicate the base number of FP17s or Patient Questionnaire responses are less than 100. N/A is shown where the base number of responses is less than 10 during the period. % is calculated as Quantity/Base number*100

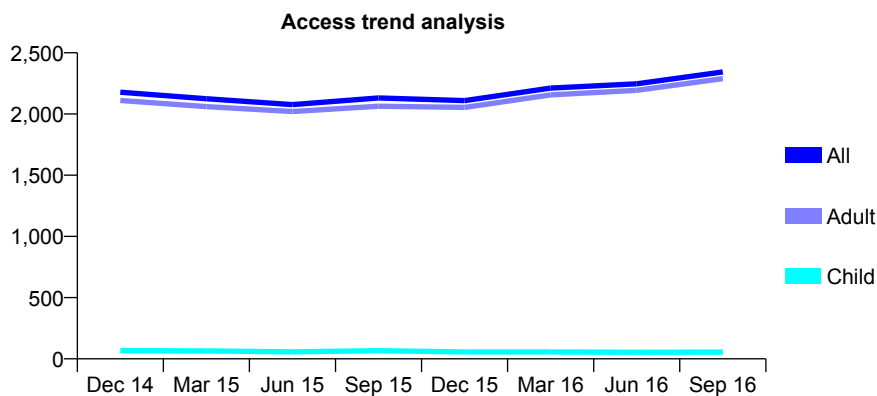
Q65 - Vital Signs At a Glance Contract Report for 126705/0001 - September 2016

Name or company name	BASDAC LLP
Contract type name	PDS Contract
Purpose of contract	General
Contract start date	01/10/2012
Contract end date	30/09/2022

16/17 Contracted general activity (UDA)	6,725
Carry forward general activity (UDA)	-94
16/17 Contracted orthodontic activity (UOA)	0
Carry forward orthodontic activity (UOA)	0
Baseline contract value	£447,015.14

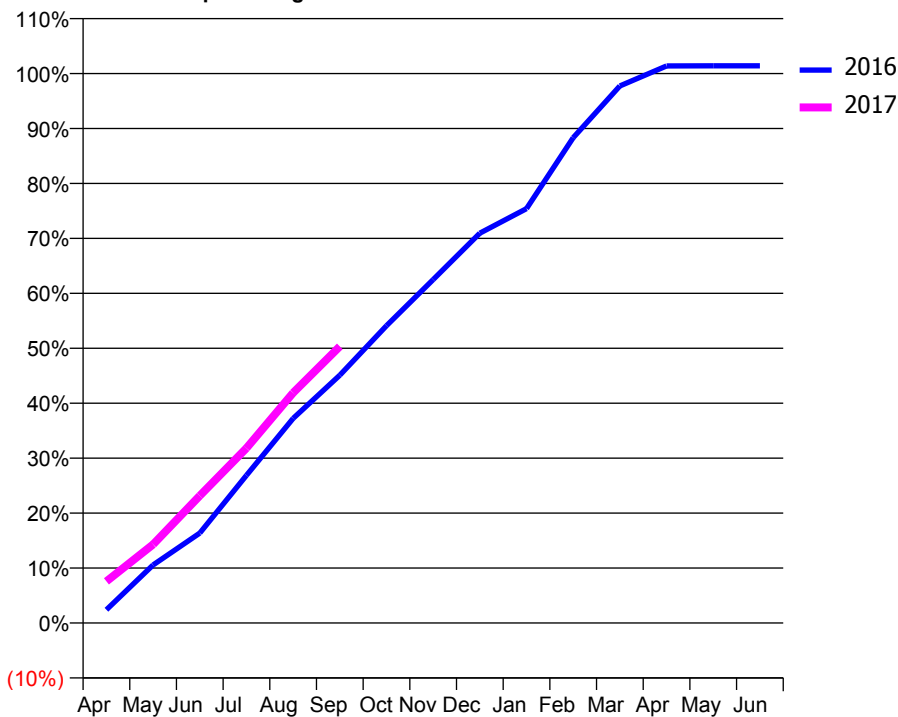
ACCESS*

Patients seen in 24 months	Total	Change since previous quarter
Quarter ending September 2015	2,131	
Quarter ending December 2015	2,110	→
Quarter ending March 2016	2,212	↑
Quarter ending June 2016	2,247	→
Quarter ending September 2016	2,344	↑
Variance since September 2015	10.0%	↑



ACTIVITY

Cumulative percentage of contracted UDA delivered 2016 & 2017



Month	Adjusted Scheduled Activity (UDA)	
	2016	2017
April	163	510
May	710	963
June	1,101	1,557
July	1,808	2,140
August	2,504	2,818
September	3,032	3,385
October	3,638	
November	4,202	
December	4,771	
January	5,072	
February	5,940	
March	6,572	
April	6,818	
May	6,819	
June	6,819	

QUALITY

	Quantity	Base Number	Contract	AT	Region	England
% of FP17s for the same patient ID Re-attending within 3 months - Children	0	26	0.0%	10.2%	11.8%	12.4%
% of FP17s for the same patient ID Re-attending within 3 months - Adults	9	1,179	0.8%	15.2%	16.6%	16.7%
% of FP17s for the same patient ID Re-attending between 3 & 9 months - Children	0	26	0.0%	61.4%	60.2%	57.4%
% of FP17s for the same patient ID Re-attending between 3 & 9 months - Adults	6	1,179	0.5%	53.1%	52.0%	50.5%
% of FP17s for Band 1 Urgent Courses	7	1,118	0.6%	8.1%	9.4%	9.1%
% of FP17s Relating to Free Repair or Replacements	1	1,118	0.1%	0.9%	0.7%	0.8%
% of FP17s Relating to Continuations	4	1,118	0.4%	1.5%	1.2%	1.3%
% of Patients satisfied with the dentistry they have received	0	0	N/A	94.9%	93.6%	93.2%
% of Patients satisfied with the time they had to wait for an appointment	0	0	N/A	89.8%	89.1%	89.0%

* This is based on patients treated on this contract for their most recent course of treatment. Figures in italics indicate the base number of FP17s or Patient Questionnaire responses are less than 100. N/A is shown where the base number of responses is less than 10 during the period. % is calculated as Quantity/Base number*100

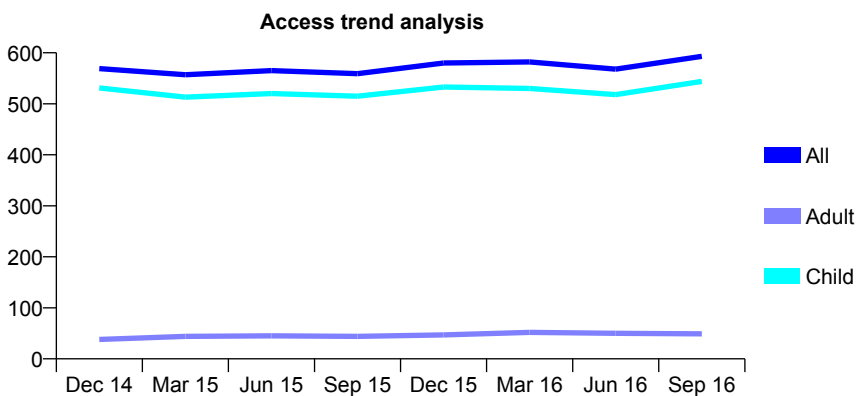
Q65 - Vital Signs At a Glance Contract Report for 127507/0001 - September 2016

Name or company name	Andrew Horne
Contract type name	GDS Contract
Purpose of contract	General
Contract start date	01/04/2009
Contract end date	

16/17 Contracted general activity (UDA)	1,322
Carry forward general activity (UDA)	0
16/17 Contracted orthodontic activity (UOA)	0
Carry forward orthodontic activity (UOA)	0
Baseline contract value	£37,706.16

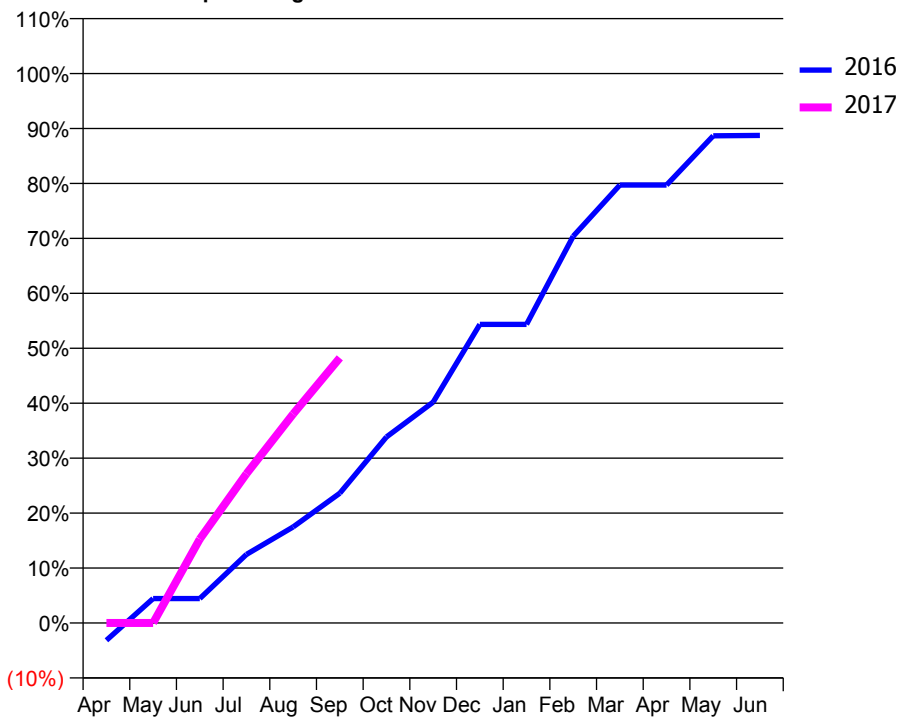
ACCESS*

Patients seen in 24 months	Total	Change since previous quarter
Quarter ending September 2015	559	
Quarter ending December 2015	580	↑
Quarter ending March 2016	582	→
Quarter ending June 2016	568	↓
Quarter ending September 2016	593	↑
Variance since September 2015	6.1%	↑



ACTIVITY

Cumulative percentage of contracted UDA delivered 2016 & 2017



Month	Adjusted Scheduled Activity (UDA)	
	2016	2017
April	-42	0
May	59	0
June	59	202
July	165	359
August	231	503
September	312	638
October	448	
November	531	
December	719	
January	719	
February	931	
March	1,054	
April	1,054	
May	1,172	
June	1,173	

QUALITY

	Quantity	Base Number	Contract	AT	Region	England
% of FP17s for the same patient ID Re-attending within 3 months - Children	56	494	11.3%	10.2%	11.8%	12.4%
% of FP17s for the same patient ID Re-attending within 3 months - Adults	0	0	N/A	15.2%	16.6%	16.7%
% of FP17s for the same patient ID Re-attending between 3 & 9 months - Children	278	494	56.3%	61.4%	60.2%	57.4%
% of FP17s for the same patient ID Re-attending between 3 & 9 months - Adults	0	0	N/A	53.1%	52.0%	50.5%
% of FP17s for Band 1 Urgent Courses	14	399	3.5%	8.1%	9.4%	9.1%
% of FP17s Relating to Free Repair or Replacements	0	399	0.0%	0.9%	0.7%	0.8%
% of FP17s Relating to Continuations	0	399	0.0%	1.5%	1.2%	1.3%
% of Patients satisfied with the dentistry they have received	0	0	N/A	94.9%	93.6%	93.2%
% of Patients satisfied with the time they had to wait for an appointment	0	0	N/A	89.8%	89.1%	89.0%

* This is based on patients treated on this contract for their most recent course of treatment. Figures in italics indicate the base number of FP17s or Patient Questionnaire responses are less than 100. N/A is shown where the base number of responses is less than 10 during the period. % is calculated as Quantity/Base number*100

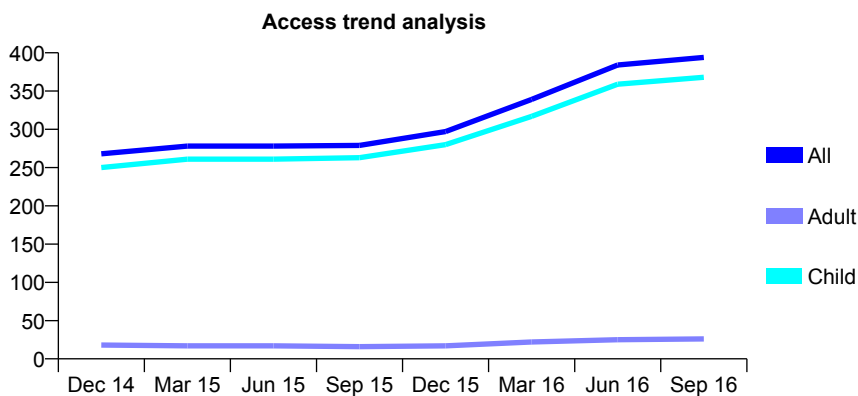
Q65 - Vital Signs At a Glance Contract Report for 129496/0001 - September 2016

Name or company name	Smile Solutions Orthodontics
Contract type name	PDS Contract
Purpose of contract	General and Orthodontic
Contract start date	01/04/2006
Contract end date	31/03/2018

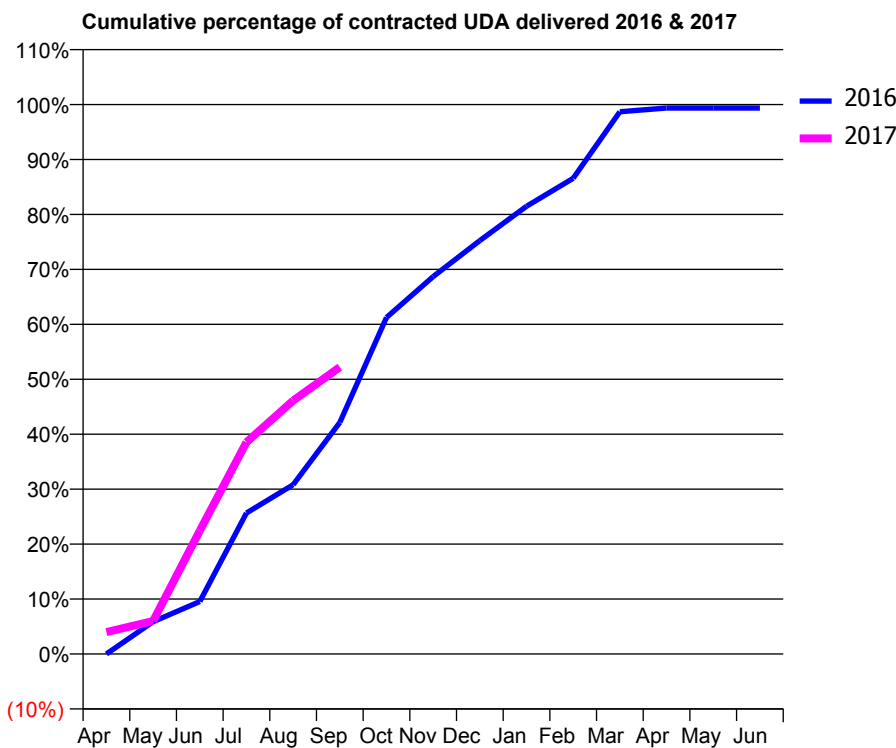
16/17 Contracted general activity (UDA)	900
Carry forward general activity (UDA)	6
16/17 Contracted orthodontic activity (UOA)	8,008
Carry forward orthodontic activity (UOA)	58
Baseline contract value	£560,703.08

ACCESS*

Patients seen in 24 months	Total	Change since previous quarter
Quarter ending September 2015	279	
Quarter ending December 2015	297	↑
Quarter ending March 2016	339	↑
Quarter ending June 2016	384	↑
Quarter ending September 2016	394	↑
Variance since September 2015	41.2%	↑



ACTIVITY



Month	Adjusted Scheduled Activity (UDA)	
	2016	2017
April	0	36
May	53	54
June	86	202
July	231	347
August	277	415
September	379	470
October	551	
November	618	
December	677	
January	733	
February	779	
March	888	
April	894	
May	894	
June	894	

QUALITY

	Quantity	Base Number	Contract	AT	Region	England
% of FP17s for the same patient ID Re-attending within 3 months - Children	164	821	20.0%	10.2%	11.8%	12.4%
% of FP17s for the same patient ID Re-attending within 3 months - Adults	1	5	20.0%	15.2%	16.6%	16.7%
% of FP17s for the same patient ID Re-attending between 3 & 9 months - Children	42	821	5.1%	61.4%	60.2%	57.4%
% of FP17s for the same patient ID Re-attending between 3 & 9 months - Adults	1	5	20.0%	53.1%	52.0%	50.5%
% of FP17s for Band 1 Urgent Courses	0	198	0.0%	8.1%	9.4%	9.1%
% of FP17s Relating to Free Repair or Replacements	0	198	0.0%	0.9%	0.7%	0.8%
% of FP17s Relating to Continuations	0	198	0.0%	1.5%	1.2%	1.3%
% of Patients satisfied with the dentistry they have received	1	1	N/A	94.9%	93.6%	93.2%
% of Patients satisfied with the time they had to wait for an appointment	1	1	N/A	89.8%	89.1%	89.0%

* This is based on patients treated on this contract for their most recent course of treatment. Figures in italics indicate the base number of FP17s or Patient Questionnaire responses are less than 100. N/A is shown where the base number of responses is less than 10 during the period. % is calculated as Quantity/Base number*100

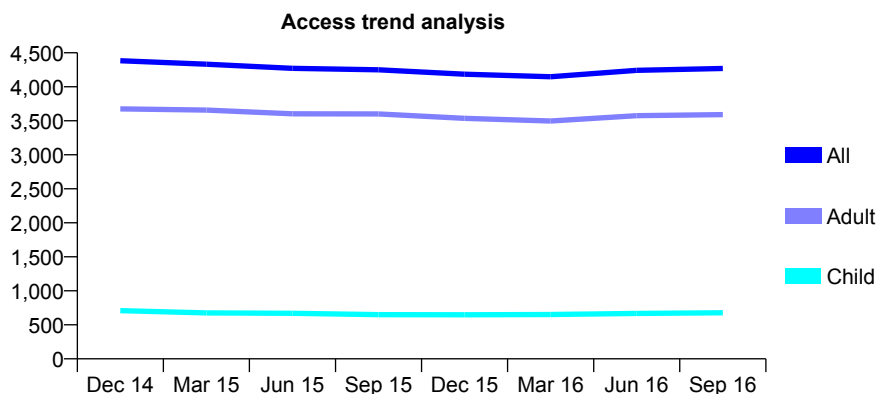
Q65 - Vital Signs At a Glance Contract Report for 129690/0001 - September 2016

Name or company name	Dulverton Dental Practice Ltd
Contract type name	GDS Contract
Purpose of contract	General and Orthodontic
Contract start date	02/04/2007
Contract end date	

16/17 Contracted general activity (UDA)	16,500
Carry forward general activity (UDA)	0
16/17 Contracted orthodontic activity (UOA)	504
Carry forward orthodontic activity (UOA)	0
Baseline contract value	£488,785.12

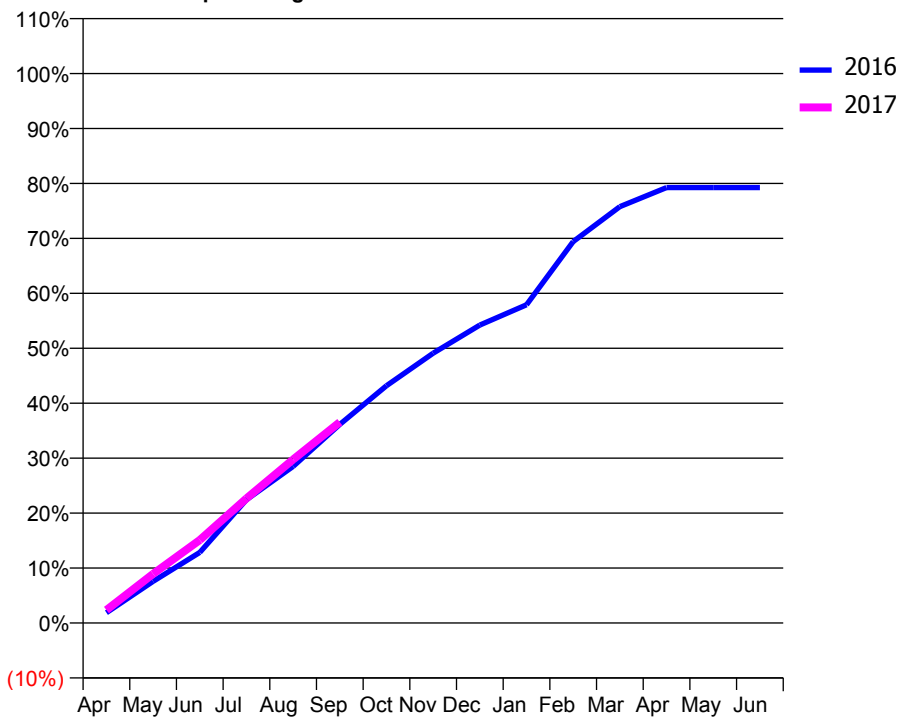
ACCESS*

Patients seen in 24 months	Total	Change since previous quarter
Quarter ending September 2015	4,250	
Quarter ending December 2015	4,185	↓
Quarter ending March 2016	4,149	→
Quarter ending June 2016	4,243	↑
Quarter ending September 2016	4,269	→
Variance since September 2015	0.4%	→



ACTIVITY

Cumulative percentage of contracted UDA delivered 2016 & 2017



Month	Adjusted Scheduled Activity (UDA)	
	2016	2017
April	312	392
May	1,249	1,476
June	2,119	2,491
July	3,700	3,741
August	4,701	4,910
September	5,965	6,031
October	7,124	
November	8,103	
December	8,947	
January	9,556	
February	11,452	
March	12,501	
April	13,076	
May	13,076	
June	13,075	

QUALITY

	Quantity	Base Number	Contract	AT	Region	England
% of FP17s for the same patient ID Re-attending within 3 months - Children	120	594	20.2%	10.2%	11.8%	12.4%
% of FP17s for the same patient ID Re-attending within 3 months - Adults	547	2,638	20.7%	15.2%	16.6%	16.7%
% of FP17s for the same patient ID Re-attending between 3 & 9 months - Children	304	594	51.2%	61.4%	60.2%	57.4%
% of FP17s for the same patient ID Re-attending between 3 & 9 months - Adults	1,106	2,638	41.9%	53.1%	52.0%	50.5%
% of FP17s for Band 1 Urgent Courses	398	2,949	13.5%	8.1%	9.4%	9.1%
% of FP17s Relating to Free Repair or Replacements	46	2,949	1.6%	0.9%	0.7%	0.8%
% of FP17s Relating to Continuations	38	2,949	1.3%	1.5%	1.2%	1.3%
% of Patients satisfied with the dentistry they have received	7	7	N/A	94.9%	93.6%	93.2%
% of Patients satisfied with the time they had to wait for an appointment	7	7	N/A	89.8%	89.1%	89.0%

* This is based on patients treated on this contract for their most recent course of treatment. Figures in italics indicate the base number of FP17s or Patient Questionnaire responses are less than 100. N/A is shown where the base number of responses is less than 10 during the period. % is calculated as Quantity/Base number*100

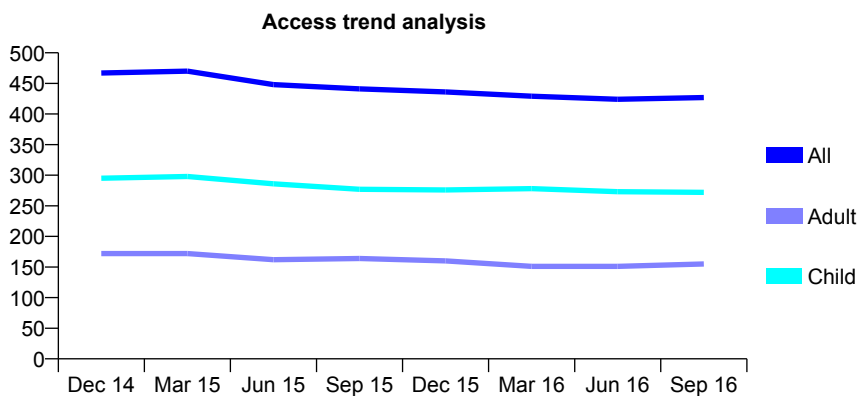
Q65 - Vital Signs At a Glance Contract Report for 130281/0001 - September 2016

Name or company name	PDSP 1864
Contract type name	GDS Contract
Purpose of contract	General
Contract start date	01/08/2010
Contract end date	

16/17 Contracted general activity (UDA)	1,200
Carry forward general activity (UDA)	0
16/17 Contracted orthodontic activity (UOA)	0
Carry forward orthodontic activity (UOA)	0
Baseline contract value	£27,614.77

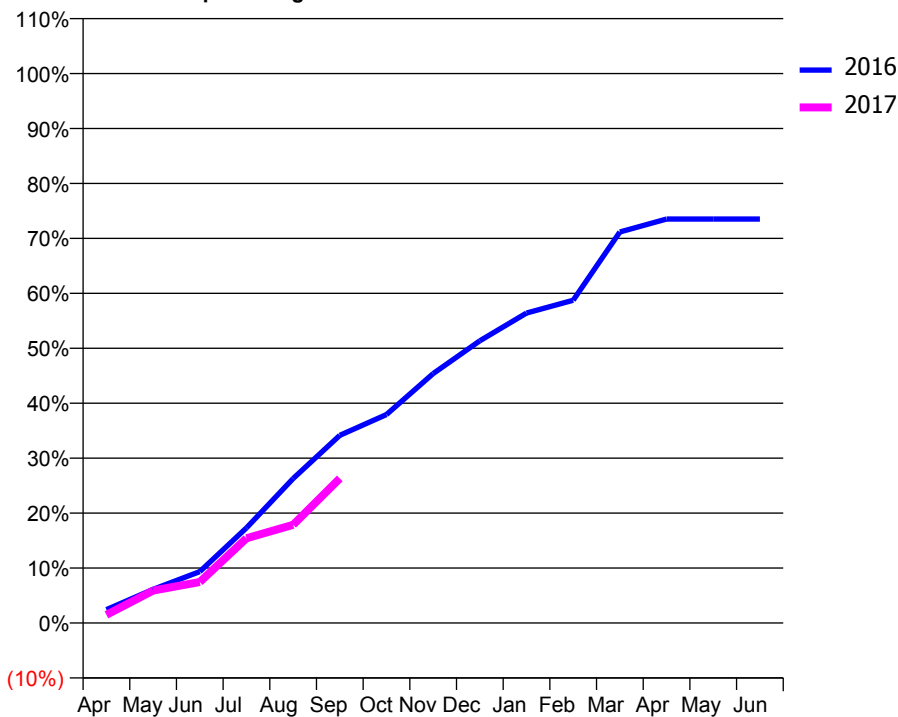
ACCESS*

Patients seen in 24 months	Total	Change since previous quarter
Quarter ending September 2015	441	
Quarter ending December 2015	436	↓
Quarter ending March 2016	429	↓
Quarter ending June 2016	424	↓
Quarter ending September 2016	427	→
Variance since September 2015	(3.2%)	↓



ACTIVITY

Cumulative percentage of contracted UDA delivered 2016 & 2017



Adjusted Scheduled Activity (UDA)

Month	2016	2017
April	29	18
May	73	71
June	112	89
July	208	185
August	316	214
September	410	316
October	455	
November	545	
December	616	
January	677	
February	705	
March	854	
April	882	
May	882	
June	882	

QUALITY

	Quantity	Base Number	Contract	AT	Region	England
% of FP17s for the same patient ID Re-attending within 3 months - Children	11	194	5.7%	10.2%	11.8%	12.4%
% of FP17s for the same patient ID Re-attending within 3 months - Adults	11	63	17.5%	15.2%	16.6%	16.7%
% of FP17s for the same patient ID Re-attending between 3 & 9 months - Children	120	194	61.9%	61.4%	60.2%	57.4%
% of FP17s for the same patient ID Re-attending between 3 & 9 months - Adults	27	63	42.9%	53.1%	52.0%	50.5%
% of FP17s for Band 1 Urgent Courses	19	241	7.9%	8.1%	9.4%	9.1%
% of FP17s Relating to Free Repair or Replacements	0	241	0.0%	0.9%	0.7%	0.8%
% of FP17s Relating to Continuations	0	241	0.0%	1.5%	1.2%	1.3%
% of Patients satisfied with the dentistry they have received	1	1	N/A	94.9%	93.6%	93.2%
% of Patients satisfied with the time they had to wait for an appointment	1	1	N/A	89.8%	89.1%	89.0%

* This is based on patients treated on this contract for their most recent course of treatment. Figures in italics indicate the base number of FP17s or Patient Questionnaire responses are less than 100. N/A is shown where the base number of responses is less than 10 during the period. % is calculated as Quantity/Base number*100

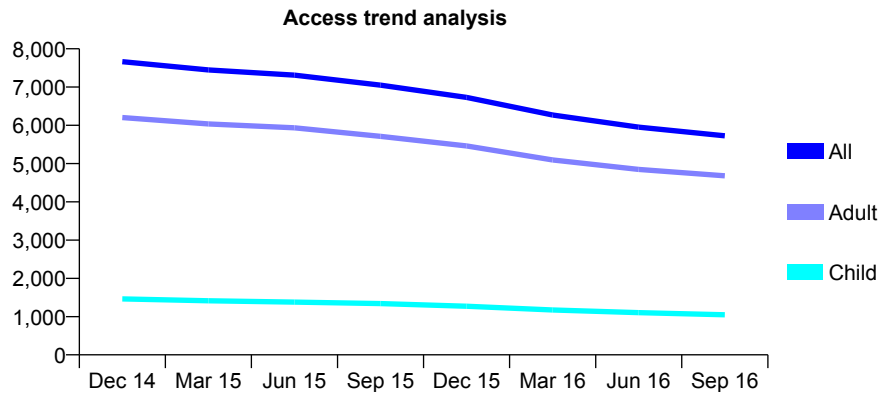
Q65 - Vital Signs At a Glance Contract Report for 131504/0001 - September 2016

Name or company name	Clevedon Dental Care
Contract type name	GDS Contract
Purpose of contract	General
Contract start date	01/04/2010
Contract end date	

16/17 Contracted general activity (UDA)	22,315
Carry forward general activity (UDA)	0
16/17 Contracted orthodontic activity (UOA)	0
Carry forward orthodontic activity (UOA)	0
Baseline contract value	£461,189.36

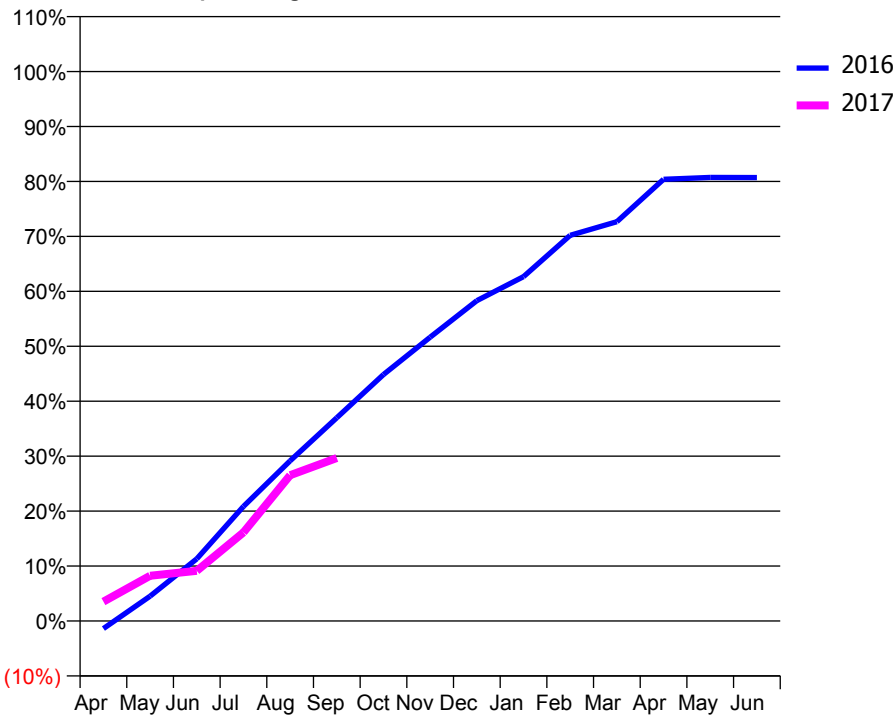
ACCESS*

Patients seen in 24 months	Total	Change since previous quarter
Quarter ending September 2015	7,051	
Quarter ending December 2015	6,728	↓
Quarter ending March 2016	6,268	↓
Quarter ending June 2016	5,951	↓
Quarter ending September 2016	5,725	↓
Variance since September 2015	(18.8%)	↓



ACTIVITY

Cumulative percentage of contracted UDA delivered 2016 & 2017



Month	Adjusted Scheduled Activity (UDA)	
	2016	2017
April	-313	786
May	1,008	1,841
June	2,524	2,039
July	4,654	3,600
August	6,506	5,924
September	8,254	6,620
October	10,012	
November	11,524	
December	13,009	
January	13,987	
February	15,663	
March	16,217	
April	17,938	
May	18,015	
June	18,007	

QUALITY

	Quantity	Base Number	Contract	AT	Region	England
% of FP17s for the same patient ID Re-attending within 3 months - Children	46	746	6.2%	10.2%	11.8%	12.4%
% of FP17s for the same patient ID Re-attending within 3 months - Adults	514	3,257	15.8%	15.2%	16.6%	16.7%
% of FP17s for the same patient ID Re-attending between 3 & 9 months - Children	381	746	51.1%	61.4%	60.2%	57.4%
% of FP17s for the same patient ID Re-attending between 3 & 9 months - Adults	1,690	3,257	51.9%	53.1%	52.0%	50.5%
% of FP17s for Band 1 Urgent Courses	241	3,077	7.8%	8.1%	9.4%	9.1%
% of FP17s Relating to Free Repair or Replacements	66	3,077	2.1%	0.9%	0.7%	0.8%
% of FP17s Relating to Continuations	71	3,077	2.3%	1.5%	1.2%	1.3%
% of Patients satisfied with the dentistry they have received	9	10	90.0%	94.9%	93.6%	93.2%
% of Patients satisfied with the time they had to wait for an appointment	4	10	40.0%	89.8%	89.1%	89.0%

* This is based on patients treated on this contract for their most recent course of treatment. Figures in italics indicate the base number of FP17s or Patient Questionnaire responses are less than 100. N/A is shown where the base number of responses is less than 10 during the period. % is calculated as Quantity/Base number*100

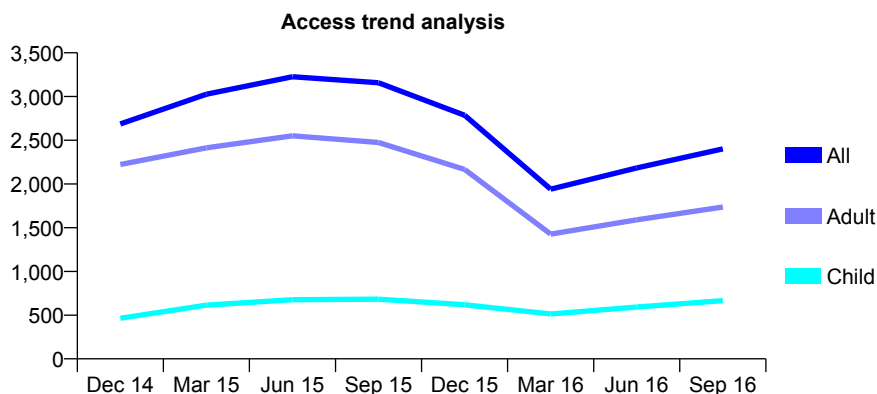
Q65 - Vital Signs At a Glance Contract Report for 131563/0001 - September 2016

Name or company name	Broadwalk Dental Centre Practice Partners
Contract type name	GDS Contract
Purpose of contract	General
Contract start date	01/04/2008
Contract end date	

16/17 Contracted general activity (UDA)	10,000
Carry forward general activity (UDA)	0
16/17 Contracted orthodontic activity (UOA)	0
Carry forward orthodontic activity (UOA)	0
Baseline contract value	£234,258.46

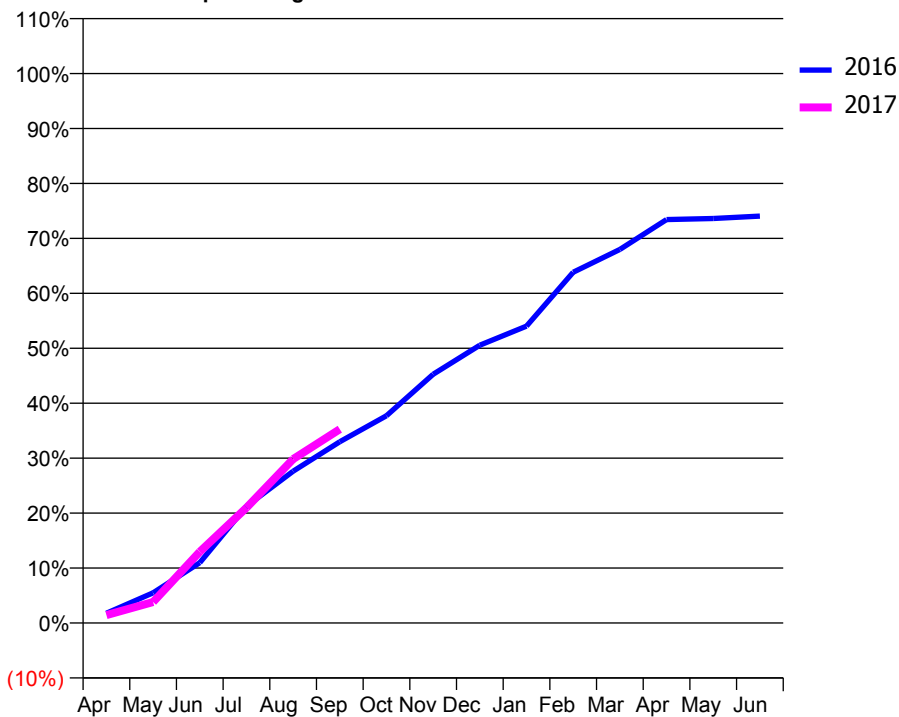
ACCESS*

Patients seen in 24 months	Total	Change since previous quarter
Quarter ending September 2015	3,158	
Quarter ending December 2015	2,786	↓
Quarter ending March 2016	1,940	↓
Quarter ending June 2016	2,183	↑
Quarter ending September 2016	2,401	↑
Variance since September 2015	(24.0%)	↓



ACTIVITY

Cumulative percentage of contracted UDA delivered 2016 & 2017



Month	Adjusted Scheduled Activity (UDA)	
	2016	2017
April	178	143
May	551	383
June	1,097	1,296
July	2,125	2,099
August	2,762	2,985
September	3,299	3,527
October	3,771	
November	4,528	
December	5,057	
January	5,402	
February	6,383	
March	6,799	
April	7,343	
May	7,361	
June	7,405	

QUALITY

	Quantity	Base Number	Contract	AT	Region	England
% of FP17s for the same patient ID Re-attending within 3 months - Children	51	644	7.9%	10.2%	11.8%	12.4%
% of FP17s for the same patient ID Re-attending within 3 months - Adults	144	1,292	11.1%	15.2%	16.6%	16.7%
% of FP17s for the same patient ID Re-attending between 3 & 9 months - Children	355	644	55.1%	61.4%	60.2%	57.4%
% of FP17s for the same patient ID Re-attending between 3 & 9 months - Adults	650	1,292	50.3%	53.1%	52.0%	50.5%
% of FP17s for Band 1 Urgent Courses	106	1,630	6.5%	8.1%	9.4%	9.1%
% of FP17s Relating to Free Repair or Replacements	5	1,630	0.3%	0.9%	0.7%	0.8%
% of FP17s Relating to Continuations	35	1,630	2.1%	1.5%	1.2%	1.3%
% of Patients satisfied with the dentistry they have received	4	4	N/A	94.9%	93.6%	93.2%
% of Patients satisfied with the time they had to wait for an appointment	4	4	N/A	89.8%	89.1%	89.0%

* This is based on patients treated on this contract for their most recent course of treatment. Figures in italics indicate the base number of FP17s or Patient Questionnaire responses are less than 100. N/A is shown where the base number of responses is less than 10 during the period. % is calculated as Quantity/Base number*100

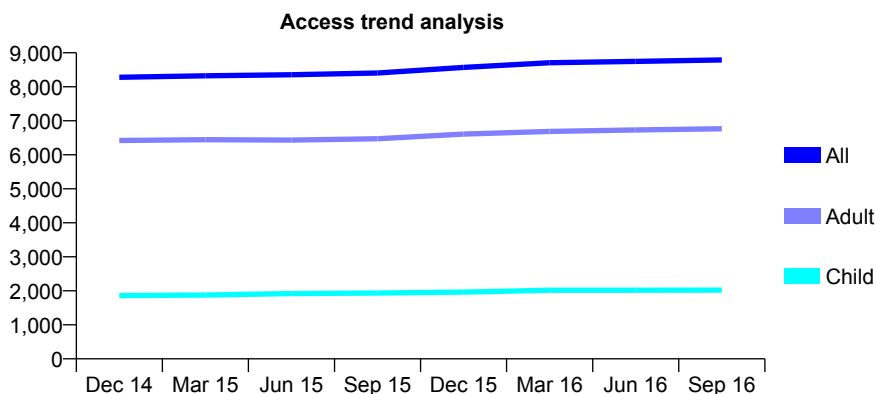
Q65 - Vital Signs At a Glance Contract Report for 135739/0001 - September 2016

Name or company name	Woodburn Cottage Services Ltd
Contract type name	GDS Contract
Purpose of contract	General
Contract start date	01/04/2010
Contract end date	

16/17 Contracted general activity (UDA)	27,795
Carry forward general activity (UDA)	-115
16/17 Contracted orthodontic activity (UOA)	0
Carry forward orthodontic activity (UOA)	0
Baseline contract value	£635,723.64

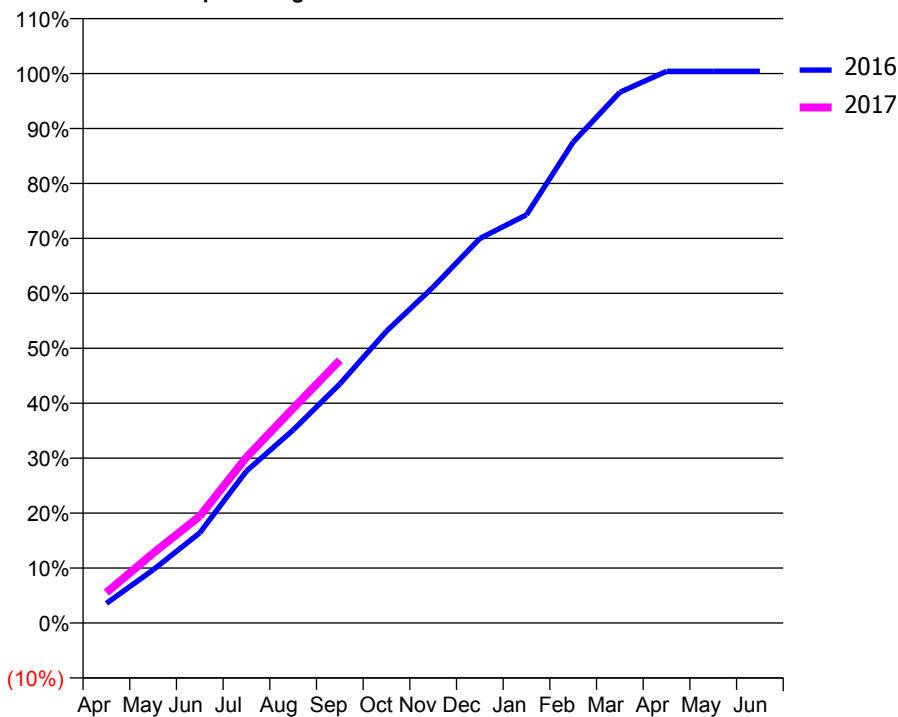
ACCESS*

Patients seen in 24 months	Total	Change since previous quarter
Quarter ending September 2015	8,407	
Quarter ending December 2015	8,571	→
Quarter ending March 2016	8,707	→
Quarter ending June 2016	8,747	→
Quarter ending September 2016	8,789	→
Variance since September 2015	4.5%	↑



ACTIVITY

Cumulative percentage of contracted UDA delivered 2016 & 2017



Month	Adjusted Scheduled Activity (UDA)	
	2016	2017
April	992	1,543
May	2,687	3,531
June	4,565	5,407
July	7,687	8,385
August	9,765	10,853
September	12,091	13,294
October	14,763	
November	16,992	
December	19,450	
January	20,651	
February	24,327	
March	26,847	
April	27,904	
May	27,910	
June	27,910	

QUALITY

	Quantity	Base Number	Contract	AT	Region	England
% of FP17s for the same patient ID Re-attending within 3 months - Children	83	1,555	5.3%	10.2%	11.8%	12.4%
% of FP17s for the same patient ID Re-attending within 3 months - Adults	638	5,052	12.6%	15.2%	16.6%	16.7%
% of FP17s for the same patient ID Re-attending between 3 & 9 months - Children	991	1,555	63.7%	61.4%	60.2%	57.4%
% of FP17s for the same patient ID Re-attending between 3 & 9 months - Adults	3,057	5,052	60.5%	53.1%	52.0%	50.5%
% of FP17s for Band 1 Urgent Courses	353	6,114	5.8%	8.1%	9.4%	9.1%
% of FP17s Relating to Free Repair or Replacements	55	6,114	0.9%	0.9%	0.7%	0.8%
% of FP17s Relating to Continuations	73	6,114	1.2%	1.5%	1.2%	1.3%
% of Patients satisfied with the dentistry they have received	20	20	100.0%	94.9%	93.6%	93.2%
% of Patients satisfied with the time they had to wait for an appointment	17	20	85.0%	89.8%	89.1%	89.0%

* This is based on patients treated on this contract for their most recent course of treatment. Figures in italics indicate the base number of FP17s or Patient Questionnaire responses are less than 100. N/A is shown where the base number of responses is less than 10 during the period. % is calculated as Quantity/Base number*100

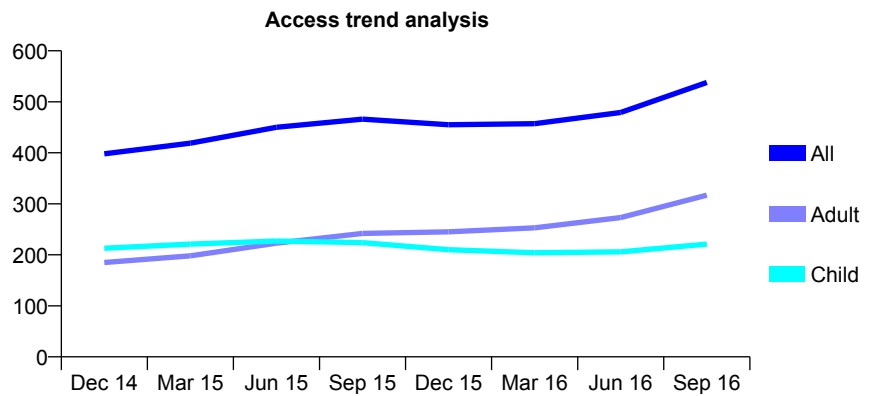
Q65 - Vital Signs At a Glance Contract Report for 141216/0001 - September 2016

Name or company name	Gairloch House Dental Practice
Contract type name	GDS Contract
Purpose of contract	General
Contract start date	01/08/2013
Contract end date	

16/17 Contracted general activity (UDA)	1,170
Carry forward general activity (UDA)	0
16/17 Contracted orthodontic activity (UOA)	0
Carry forward orthodontic activity (UOA)	0
Baseline contract value	£27,762.89

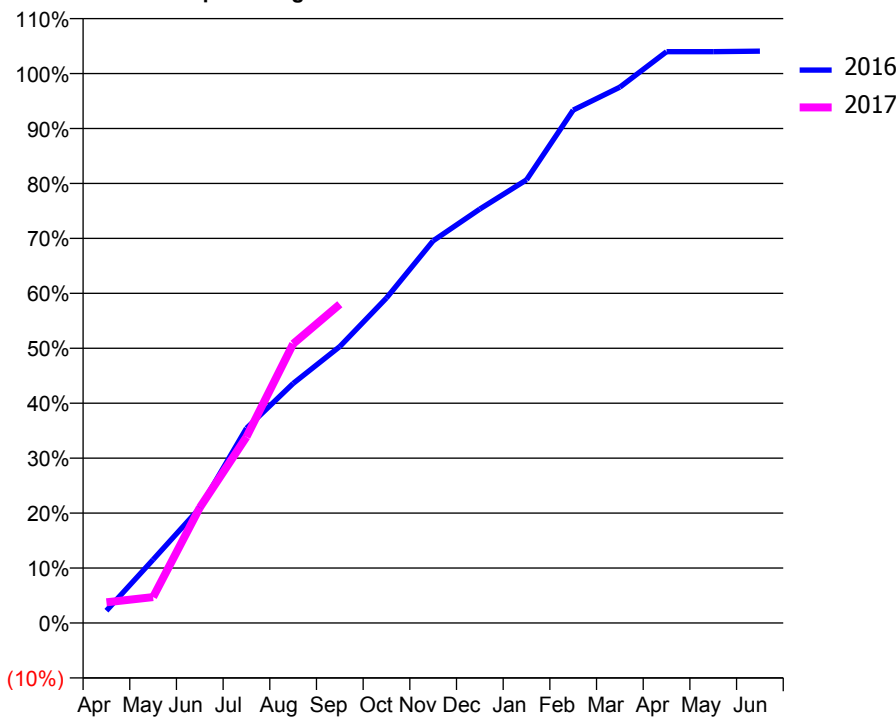
ACCESS*

Patients seen in 24 months	Total	Change since previous quarter
Quarter ending September 2015	466	
Quarter ending December 2015	455	↓
Quarter ending March 2016	457	→
Quarter ending June 2016	479	↑
Quarter ending September 2016	538	↑
Variance since September 2015	15.5%	↑



ACTIVITY

Cumulative percentage of contracted UDA delivered 2016 & 2017



Month	Adjusted Scheduled Activity (UDA)	
	2016	2017
April	26	44
May	135	55
June	245	246
July	415	396
August	510	594
September	589	679
October	692	
November	814	
December	881	
January	944	
February	1,092	
March	1,141	
April	1,217	
May	1,217	
June	1,218	

QUALITY

	Quantity	Base Number	Contract	AT	Region	England
% of FP17s for the same patient ID Re-attending within 3 months - Children	12	195	6.2%	10.2%	11.8%	12.4%
% of FP17s for the same patient ID Re-attending within 3 months - Adults	29	255	11.4%	15.2%	16.6%	16.7%
% of FP17s for the same patient ID Re-attending between 3 & 9 months - Children	121	195	62.1%	61.4%	60.2%	57.4%
% of FP17s for the same patient ID Re-attending between 3 & 9 months - Adults	111	255	43.5%	53.1%	52.0%	50.5%
% of FP17s for Band 1 Urgent Courses	24	405	5.9%	8.1%	9.4%	9.1%
% of FP17s Relating to Free Repair or Replacements	1	405	0.2%	0.9%	0.7%	0.8%
% of FP17s Relating to Continuations	5	405	1.2%	1.5%	1.2%	1.3%
% of Patients satisfied with the dentistry they have received	3	3	N/A	94.9%	93.6%	93.2%
% of Patients satisfied with the time they had to wait for an appointment	3	3	N/A	89.8%	89.1%	89.0%

* This is based on patients treated on this contract for their most recent course of treatment. Figures in italics indicate the base number of FP17s or Patient Questionnaire responses are less than 100. N/A is shown where the base number of responses is less than 10 during the period. % is calculated as Quantity/Base number*100

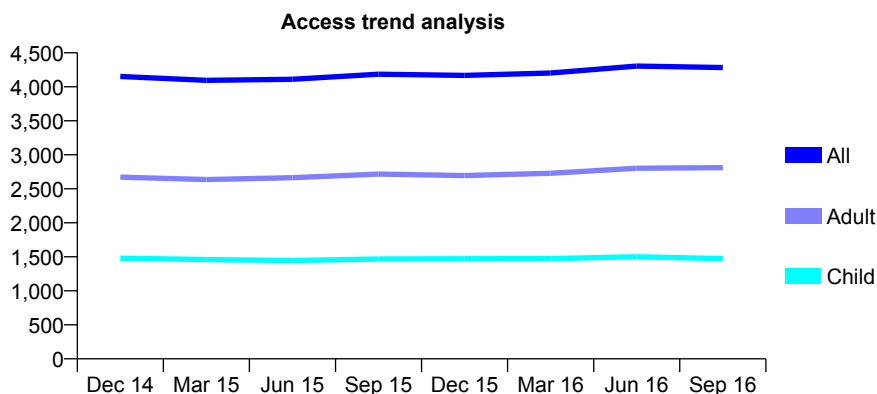
Q65 - Vital Signs At a Glance Contract Report for 146706/0001 - September 2016

Name or company name	Coly House Ltd
Contract type name	GDS Contract
Purpose of contract	General
Contract start date	01/04/2010
Contract end date	

16/17 Contracted general activity (UDA)	10,000
Carry forward general activity (UDA)	0
16/17 Contracted orthodontic activity (UOA)	0
Carry forward orthodontic activity (UOA)	0
Baseline contract value	£220,322.23

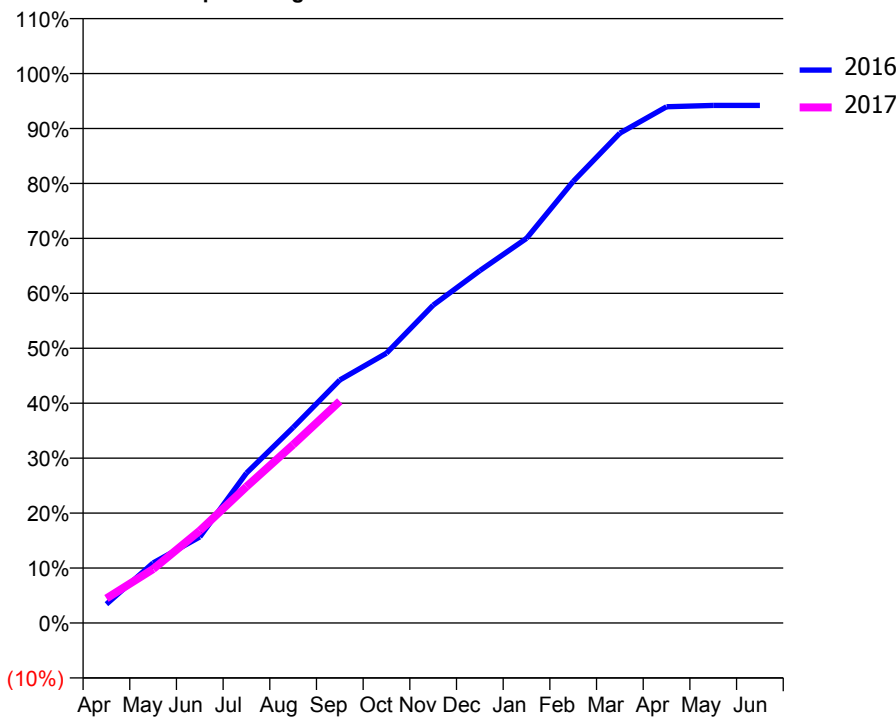
ACCESS*

Patients seen in 24 months	Total	Change since previous quarter
Quarter ending September 2015	4,185	
Quarter ending December 2015	4,168	→
Quarter ending March 2016	4,202	→
Quarter ending June 2016	4,304	↑
Quarter ending September 2016	4,284	→
Variance since September 2015	2.4%	↑



ACTIVITY

Cumulative percentage of contracted UDA delivered 2016 & 2017



Adjusted Scheduled Activity (UDA)

Month	2016	2017
April	344	447
May	1,092	982
June	1,566	1,679
July	2,730	2,482
August	3,558	3,245
September	4,424	4,037
October	4,911	
November	5,784	
December	6,412	
January	7,001	
February	8,036	
March	8,913	
April	9,395	
May	9,419	
June	9,419	

QUALITY

	Quantity	Base Number	Contract	AT	Region	England
% of FP17s for the same patient ID Re-attending within 3 months - Children	100	1,260	7.9%	10.2%	11.8%	12.4%
% of FP17s for the same patient ID Re-attending within 3 months - Adults	317	2,135	14.8%	15.2%	16.6%	16.7%
% of FP17s for the same patient ID Re-attending between 3 & 9 months - Children	858	1,260	68.1%	61.4%	60.2%	57.4%
% of FP17s for the same patient ID Re-attending between 3 & 9 months - Adults	1,284	2,135	60.1%	53.1%	52.0%	50.5%
% of FP17s for Band 1 Urgent Courses	130	2,261	5.7%	8.1%	9.4%	9.1%
% of FP17s Relating to Free Repair or Replacements	33	2,261	1.5%	0.9%	0.7%	0.8%
% of FP17s Relating to Continuations	36	2,261	1.6%	1.5%	1.2%	1.3%
% of Patients satisfied with the dentistry they have received	6	6	N/A	94.9%	93.6%	93.2%
% of Patients satisfied with the time they had to wait for an appointment	5	6	N/A	89.8%	89.1%	89.0%

* This is based on patients treated on this contract for their most recent course of treatment. Figures in italics indicate the base number of FP17s or Patient Questionnaire responses are less than 100. N/A is shown where the base number of responses is less than 10 during the period. % is calculated as Quantity/Base number*100

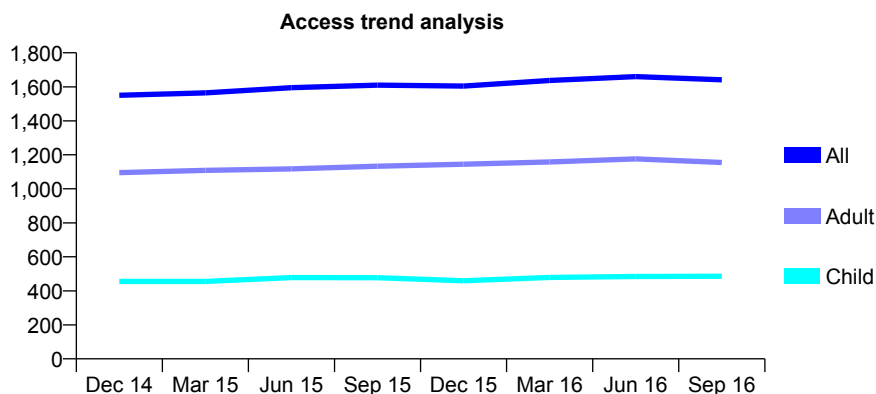
Q65 - Vital Signs At a Glance Contract Report for 148172/0001 - September 2016

Name or company name	Stokes Lane Dental Practice
Contract type name	GDS Contract
Purpose of contract	General
Contract start date	01/04/2011
Contract end date	

16/17 Contracted general activity (UDA)	5,819
Carry forward general activity (UDA)	0
16/17 Contracted orthodontic activity (UOA)	0
Carry forward orthodontic activity (UOA)	0
Baseline contract value	£125,207.03

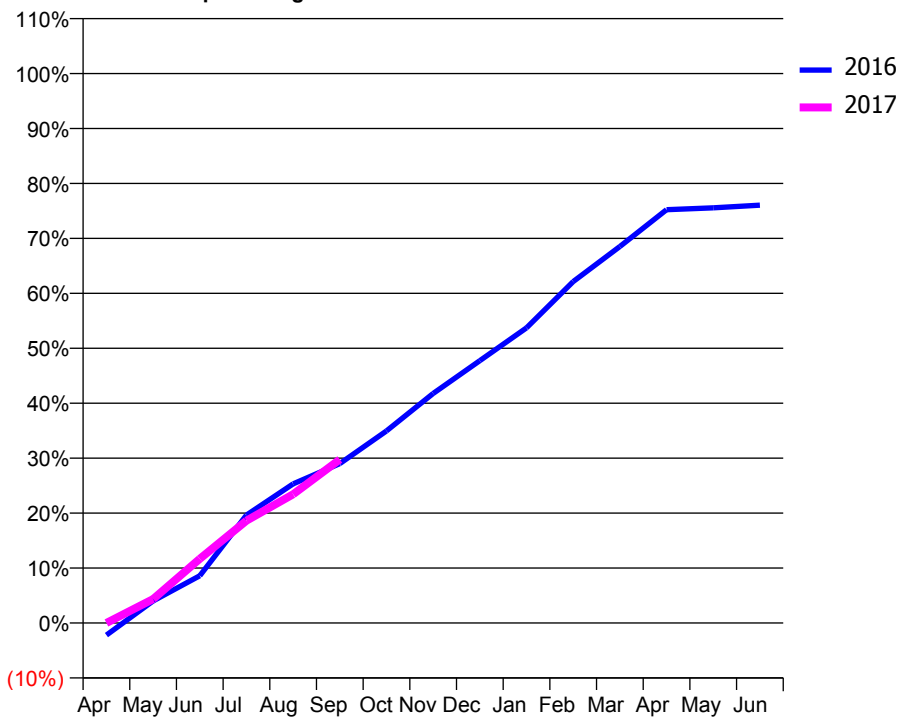
ACCESS*

Patients seen in 24 months	Total	Change since previous quarter
Quarter ending September 2015	1,610	
Quarter ending December 2015	1,604	→
Quarter ending March 2016	1,637	↑
Quarter ending June 2016	1,660	→
Quarter ending September 2016	1,641	↓
Variance since September 2015	1.9%	→



ACTIVITY

Cumulative percentage of contracted UDA delivered 2016 & 2017



Month	Adjusted Scheduled Activity (UDA)	
	2016	2017
April	-130	0
May	233	254
June	501	680
July	1,143	1,084
August	1,473	1,363
September	1,688	1,731
October	2,034	
November	2,430	
December	2,778	
January	3,125	
February	3,616	
March	3,988	
April	4,377	
May	4,397	
June	4,425	

QUALITY

	Quantity	Base Number	Contract	AT	Region	England
% of FP17s for the same patient ID Re-attending within 3 months - Children	24	365	6.6%	10.2%	11.8%	12.4%
% of FP17s for the same patient ID Re-attending within 3 months - Adults	150	926	16.2%	15.2%	16.6%	16.7%
% of FP17s for the same patient ID Re-attending between 3 & 9 months - Children	211	365	57.8%	61.4%	60.2%	57.4%
% of FP17s for the same patient ID Re-attending between 3 & 9 months - Adults	546	926	59.0%	53.1%	52.0%	50.5%
% of FP17s for Band 1 Urgent Courses	56	1,038	5.4%	8.1%	9.4%	9.1%
% of FP17s Relating to Free Repair or Replacements	5	1,038	0.5%	0.9%	0.7%	0.8%
% of FP17s Relating to Continuations	8	1,038	0.8%	1.5%	1.2%	1.3%
% of Patients satisfied with the dentistry they have received	5	5	N/A	94.9%	93.6%	93.2%
% of Patients satisfied with the time they had to wait for an appointment	5	5	N/A	89.8%	89.1%	89.0%

* This is based on patients treated on this contract for their most recent course of treatment. Figures in italics indicate the base number of FP17s or Patient Questionnaire responses are less than 100. N/A is shown where the base number of responses is less than 10 during the period. % is calculated as Quantity/Base number*100

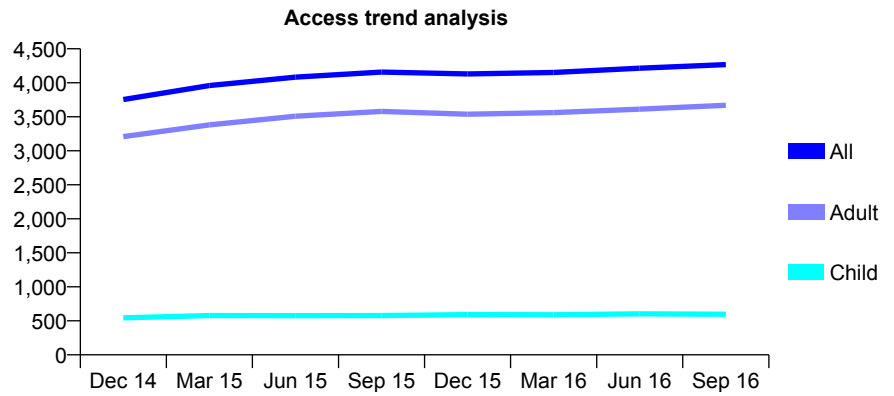
Q65 - Vital Signs At a Glance Contract Report for 151416/0001 - September 2016

Name or company name	Holloway House Dental Surgery
Contract type name	GDS Contract
Purpose of contract	General
Contract start date	01/09/2013
Contract end date	

16/17 Contracted general activity (UDA)	16,000
Carry forward general activity (UDA)	-13
16/17 Contracted orthodontic activity (UOA)	0
Carry forward orthodontic activity (UOA)	0
Baseline contract value	£340,723.01

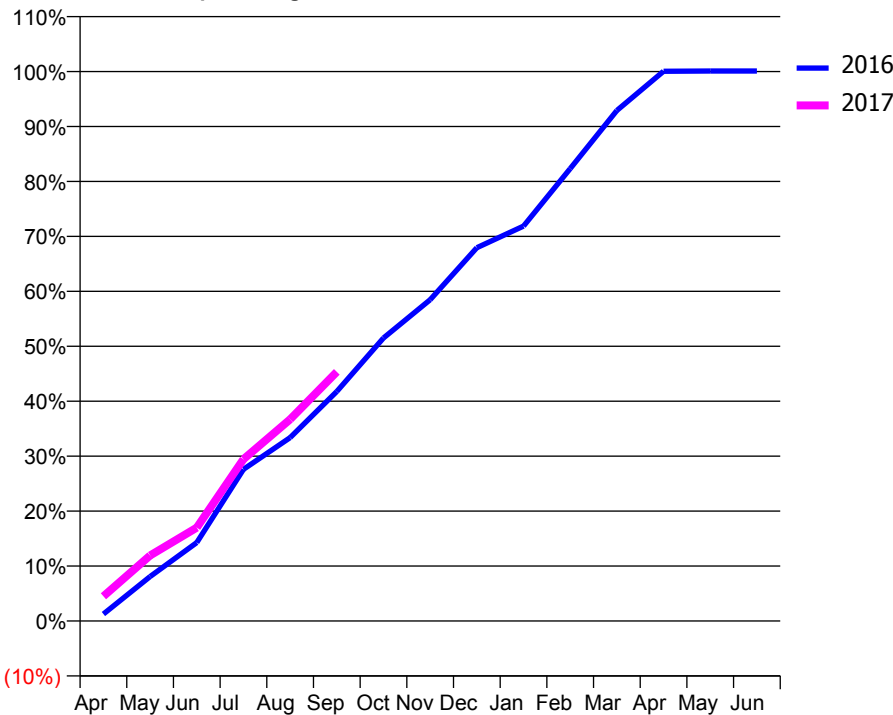
ACCESS*

Patients seen in 24 months	Total	Change since previous quarter
Quarter ending September 2015	4,157	
Quarter ending December 2015	4,130	→
Quarter ending March 2016	4,152	→
Quarter ending June 2016	4,215	→
Quarter ending September 2016	4,267	→
Variance since September 2015	2.6%	↑



ACTIVITY

Cumulative percentage of contracted UDA delivered 2016 & 2017



Month	Adjusted Scheduled Activity (UDA)	
	2016	2017
April	204	720
May	1,295	1,908
June	2,285	2,720
July	4,416	4,712
August	5,342	5,873
September	6,684	7,254
October	8,242	
November	9,355	
December	10,868	
January	11,500	
February	13,173	
March	14,866	
April	16,007	
May	16,013	
June	16,013	

QUALITY

	Quantity	Base Number	Contract	AT	Region	England
% of FP17s for the same patient ID Re-attending within 3 months - Children	29	422	6.9%	10.2%	11.8%	12.4%
% of FP17s for the same patient ID Re-attending within 3 months - Adults	489	2,694	18.2%	15.2%	16.6%	16.7%
% of FP17s for the same patient ID Re-attending between 3 & 9 months - Children	196	422	46.4%	61.4%	60.2%	57.4%
% of FP17s for the same patient ID Re-attending between 3 & 9 months - Adults	1,342	2,694	49.8%	53.1%	52.0%	50.5%
% of FP17s for Band 1 Urgent Courses	307	2,792	11.0%	8.1%	9.4%	9.1%
% of FP17s Relating to Free Repair or Replacements	47	2,792	1.7%	0.9%	0.7%	0.8%
% of FP17s Relating to Continuations	63	2,792	2.3%	1.5%	1.2%	1.3%
% of Patients satisfied with the dentistry they have received	14	14	100.0%	94.9%	93.6%	93.2%
% of Patients satisfied with the time they had to wait for an appointment	12	14	85.7%	89.8%	89.1%	89.0%

* This is based on patients treated on this contract for their most recent course of treatment. Figures in italics indicate the base number of FP17s or Patient Questionnaire responses are less than 100. N/A is shown where the base number of responses is less than 10 during the period. % is calculated as Quantity/Base number*100

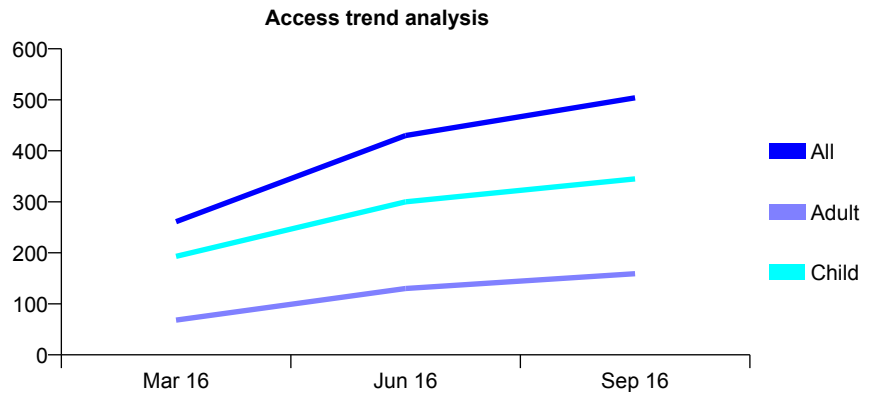
Q65 - Vital Signs At a Glance Contract Report for 152277/0001 - September 2016

Name or company name	Myridakis and Myridaki
Contract type name	GDS Contract
Purpose of contract	General
Contract start date	17/12/2015
Contract end date	

16/17 Contracted general activity (UDA)	1,800
Carry forward general activity (UDA)	0
16/17 Contracted orthodontic activity (UOA)	0
Carry forward orthodontic activity (UOA)	0
Baseline contract value	£38,309.55

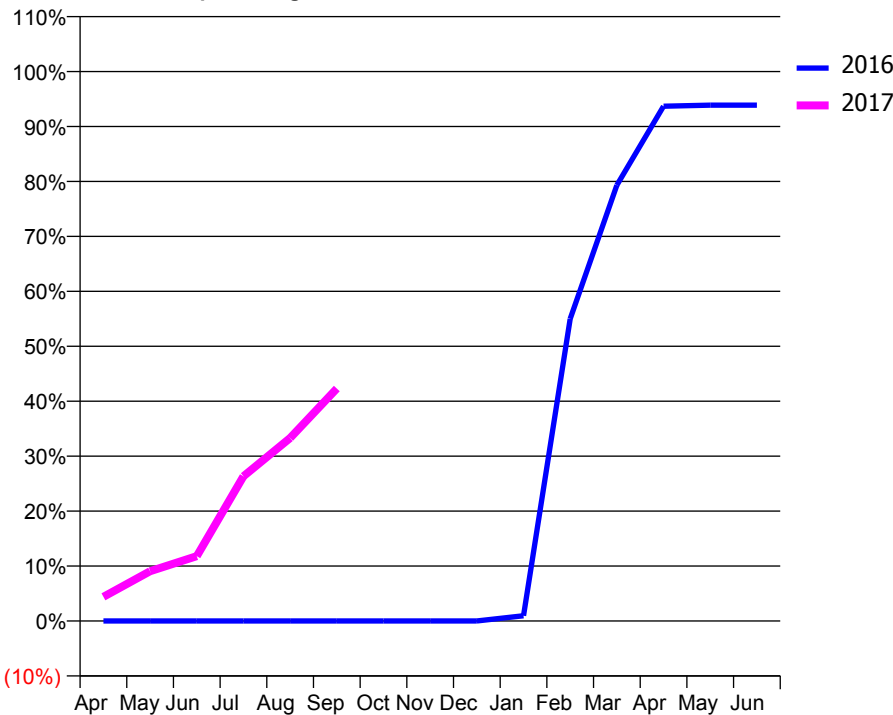
ACCESS*

Patients seen in 24 months	Total	Change since previous quarter
Quarter ending September 2015	0	
Quarter ending December 2015	0	
Quarter ending March 2016	261	
Quarter ending June 2016	430	↑
Quarter ending September 2016	504	↑
Variance since September 2015	N/A	



ACTIVITY

Cumulative percentage of contracted UDA delivered 2016 & 2017



Month	Adjusted Scheduled Activity (UDA)	
	2016	2017
April	0	79
May	0	163
June	0	213
July	0	474
August	0	599
September	0	762
October	0	
November	0	
December	0	
January	5	
February	288	
March	415	
April	490	
May	491	
June	491	

QUALITY

	Quantity	Base Number	Contract	AT	Region	England
% of FP17s for the same patient ID Re-attending within 3 months - Children	26	307	8.5%	10.2%	11.8%	12.4%
% of FP17s for the same patient ID Re-attending within 3 months - Adults	20	146	13.7%	15.2%	16.6%	16.7%
% of FP17s for the same patient ID Re-attending between 3 & 9 months - Children	94	307	30.6%	61.4%	60.2%	57.4%
% of FP17s for the same patient ID Re-attending between 3 & 9 months - Adults	26	146	17.8%	53.1%	52.0%	50.5%
% of FP17s for Band 1 Urgent Courses	13	416	3.1%	8.1%	9.4%	9.1%
% of FP17s Relating to Free Repair or Replacements	0	416	0.0%	0.9%	0.7%	0.8%
% of FP17s Relating to Continuations	0	416	0.0%	1.5%	1.2%	1.3%
% of Patients satisfied with the dentistry they have received	2	2	N/A	94.9%	93.6%	93.2%
% of Patients satisfied with the time they had to wait for an appointment	2	2	N/A	89.8%	89.1%	89.0%

* This is based on patients treated on this contract for their most recent course of treatment. Figures in italics indicate the base number of FP17s or Patient Questionnaire responses are less than 100. N/A is shown where the base number of responses is less than 10 during the period. % is calculated as Quantity/Base number*100

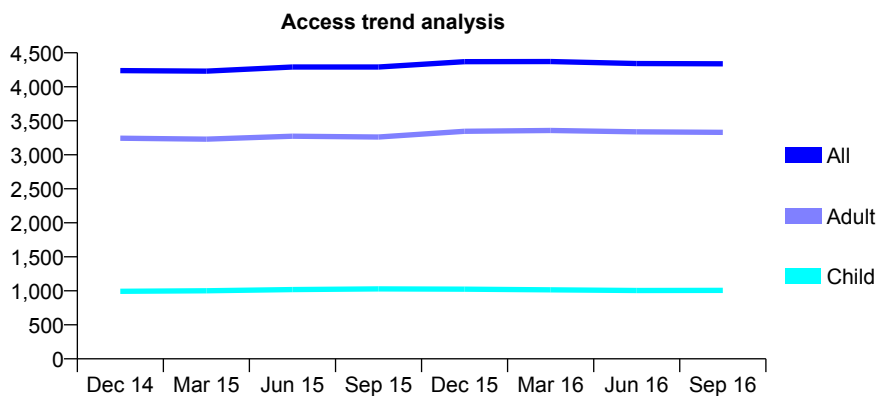
Q65 - Vital Signs At a Glance Contract Report for 153753/0001 - September 2016

Name or company name	Redland Park DS Ltd
Contract type name	GDS Contract
Purpose of contract	General
Contract start date	01/04/2011
Contract end date	

16/17 Contracted general activity (UDA)	8,224
Carry forward general activity (UDA)	-153
16/17 Contracted orthodontic activity (UOA)	0
Carry forward orthodontic activity (UOA)	0
Baseline contract value	£308,087.11

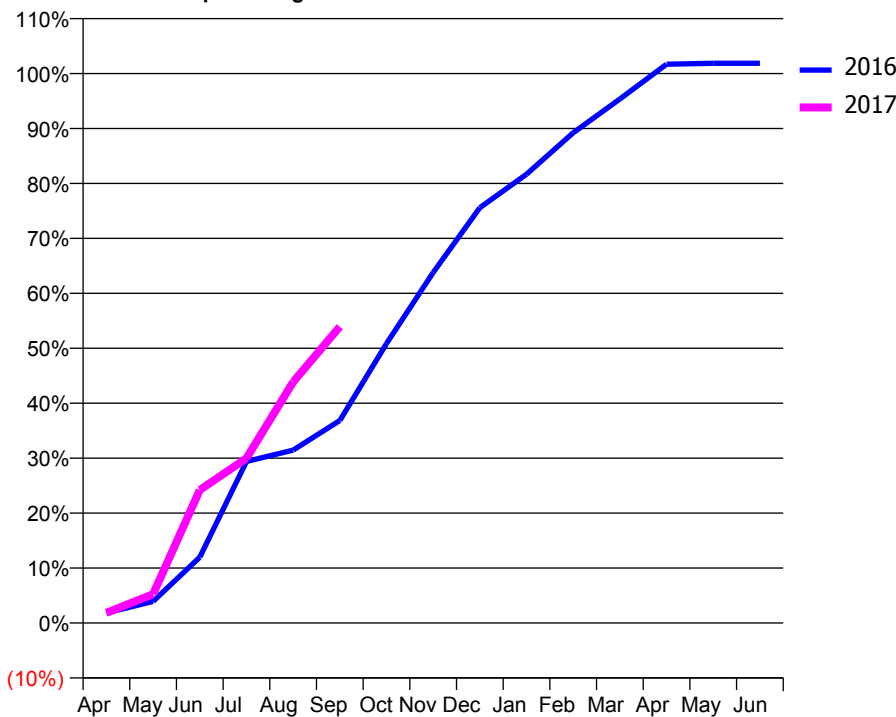
ACCESS*

Patients seen in 24 months	Total	Change since previous quarter
Quarter ending September 2015	4,291	
Quarter ending December 2015	4,370	→
Quarter ending March 2016	4,371	→
Quarter ending June 2016	4,343	→
Quarter ending September 2016	4,338	→
Variance since September 2015	1.1%	→



ACTIVITY

Cumulative percentage of contracted UDA delivered 2016 & 2017



Month	Adjusted Scheduled Activity (UDA)	
	2016	2017
April	150	153
May	324	432
June	984	1,990
July	2,418	2,467
August	2,588	3,607
September	3,031	4,436
October	4,181	
November	5,246	
December	6,216	
January	6,717	
February	7,337	
March	7,843	
April	8,364	
May	8,376	
June	8,377	

QUALITY

	Quantity	Base Number	Contract	AT	Region	England
% of FP17s for the same patient ID Re-attending within 3 months - Children	58	797	7.3%	10.2%	11.8%	12.4%
% of FP17s for the same patient ID Re-attending within 3 months - Adults	358	2,415	14.8%	15.2%	16.6%	16.7%
% of FP17s for the same patient ID Re-attending between 3 & 9 months - Children	509	797	63.9%	61.4%	60.2%	57.4%
% of FP17s for the same patient ID Re-attending between 3 & 9 months - Adults	1,142	2,415	47.3%	53.1%	52.0%	50.5%
% of FP17s for Band 1 Urgent Courses	461	2,503	18.4%	8.1%	9.4%	9.1%
% of FP17s Relating to Free Repair or Replacements	14	2,503	0.6%	0.9%	0.7%	0.8%
% of FP17s Relating to Continuations	9	2,503	0.4%	1.5%	1.2%	1.3%
% of Patients satisfied with the dentistry they have received	9	10	90.0%	94.9%	93.6%	93.2%
% of Patients satisfied with the time they had to wait for an appointment	9	10	90.0%	89.8%	89.1%	89.0%

* This is based on patients treated on this contract for their most recent course of treatment. Figures in italics indicate the base number of FP17s or Patient Questionnaire responses are less than 100. N/A is shown where the base number of responses is less than 10 during the period. % is calculated as Quantity/Base number*100

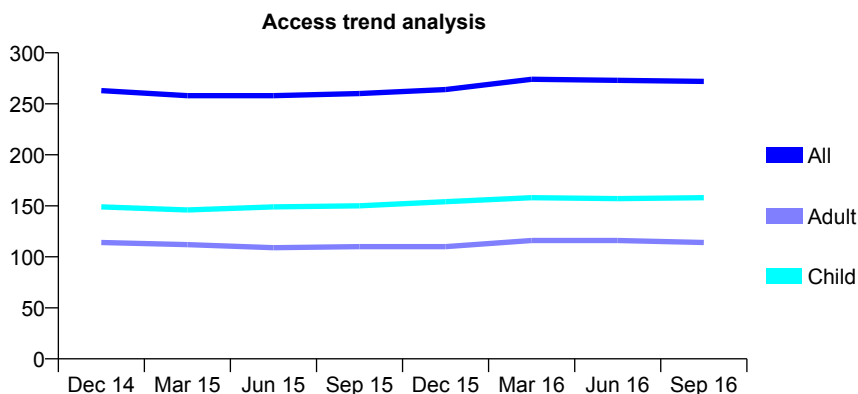
Q65 - Vital Signs At a Glance Contract Report for 154091/0001 - September 2016

Name or company name	RCST Ltd
Contract type name	GDS Contract
Purpose of contract	General
Contract start date	01/10/2012
Contract end date	

16/17 Contracted general activity (UDA)	616
Carry forward general activity (UDA)	-4
16/17 Contracted orthodontic activity (UOA)	0
Carry forward orthodontic activity (UOA)	0
Baseline contract value	£14,351.83

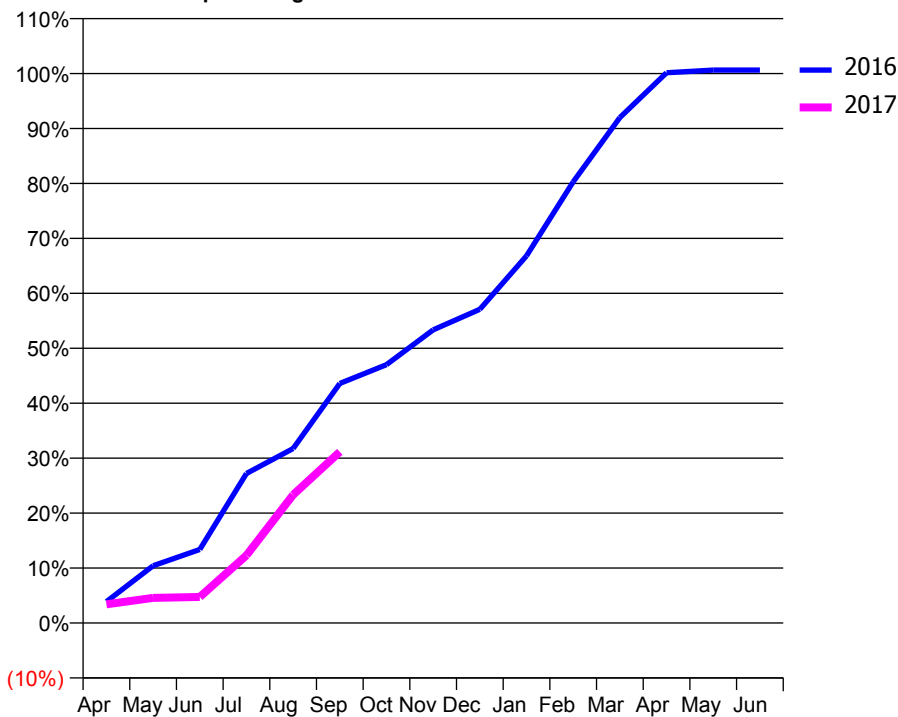
ACCESS*

Patients seen in 24 months	Total	Change since previous quarter
Quarter ending September 2015	260	
Quarter ending December 2015	264	→
Quarter ending March 2016	274	↑
Quarter ending June 2016	273	→
Quarter ending September 2016	272	→
Variance since September 2015	4.6%	↑



ACTIVITY

Cumulative percentage of contracted UDA delivered 2016 & 2017



Month	Adjusted Scheduled Activity (UDA)	
	2016	2017
April	24	21
May	64	28
June	82	29
July	168	76
August	196	144
September	269	192
October	290	
November	329	
December	352	
January	412	
February	495	
March	567	
April	617	
May	620	
June	620	

QUALITY

	Quantity	Base Number	Contract	AT	Region	England
% of FP17s for the same patient ID Re-attending within 3 months - Children	9	119	7.6%	10.2%	11.8%	12.4%
% of FP17s for the same patient ID Re-attending within 3 months - Adults	2	60	3.3%	15.2%	16.6%	16.7%
% of FP17s for the same patient ID Re-attending between 3 & 9 months - Children	88	119	73.9%	61.4%	60.2%	57.4%
% of FP17s for the same patient ID Re-attending between 3 & 9 months - Adults	30	60	50.0%	53.1%	52.0%	50.5%
% of FP17s for Band 1 Urgent Courses	4	149	2.7%	8.1%	9.4%	9.1%
% of FP17s Relating to Free Repair or Replacements	0	149	0.0%	0.9%	0.7%	0.8%
% of FP17s Relating to Continuations	0	149	0.0%	1.5%	1.2%	1.3%
% of Patients satisfied with the dentistry they have received	0	0	N/A	94.9%	93.6%	93.2%
% of Patients satisfied with the time they had to wait for an appointment	0	0	N/A	89.8%	89.1%	89.0%

* This is based on patients treated on this contract for their most recent course of treatment. Figures in italics indicate the base number of FP17s or Patient Questionnaire responses are less than 100. N/A is shown where the base number of responses is less than 10 during the period. % is calculated as Quantity/Base number*100

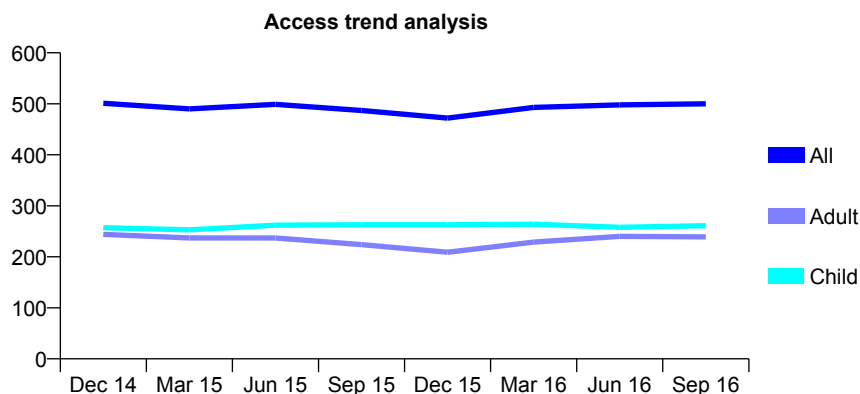
Q65 - Vital Signs At a Glance Contract Report for 158151/0001 - September 2016

Name or company name	The Dental Touch
Contract type name	GDS Contract
Purpose of contract	General
Contract start date	28/02/2011
Contract end date	

16/17 Contracted general activity (UDA)	1,156
Carry forward general activity (UDA)	-23
16/17 Contracted orthodontic activity (UOA)	0
Carry forward orthodontic activity (UOA)	0
Baseline contract value	£31,318.01

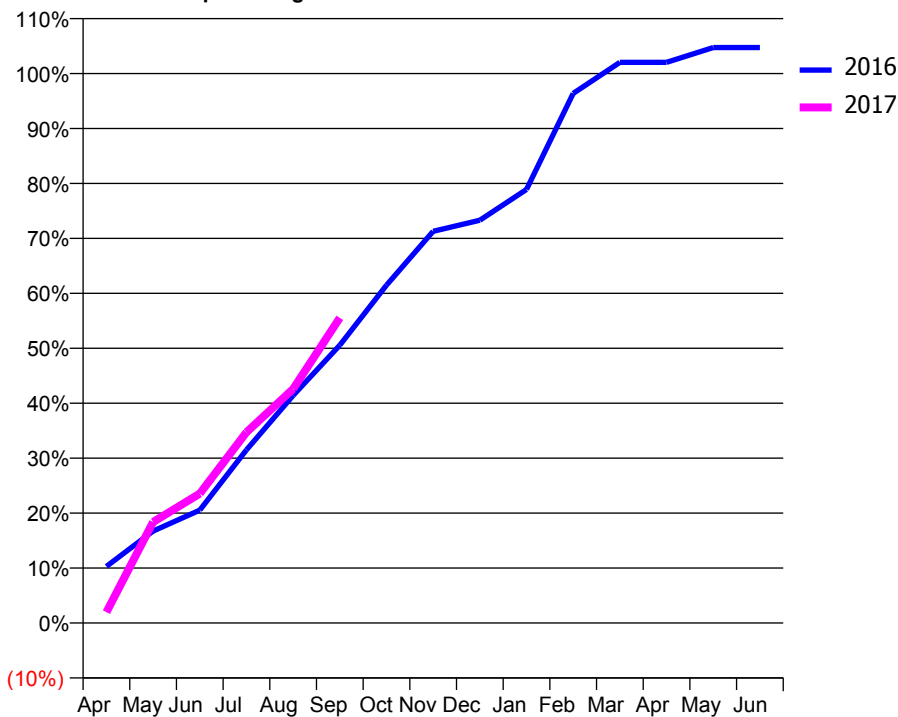
ACCESS*

Patients seen in 24 months	Total	Change since previous quarter
Quarter ending September 2015	487	
Quarter ending December 2015	472	↓
Quarter ending March 2016	493	↑
Quarter ending June 2016	498	→
Quarter ending September 2016	500	→
Variance since September 2015	2.7%	↑



ACTIVITY

Cumulative percentage of contracted UDA delivered 2016 & 2017



Month	Adjusted Scheduled Activity (UDA)	
	2016	2017
April	119	23
May	193	213
June	238	272
July	364	401
August	479	493
September	584	642
October	711	
November	824	
December	847	
January	912	
February	1,114	
March	1,180	
April	1,180	
May	1,211	
June	1,211	

QUALITY

	Quantity	Base Number	Contract	AT	Region	England
% of FP17s for the same patient ID Re-attending within 3 months - Children	25	222	11.3%	10.2%	11.8%	12.4%
% of FP17s for the same patient ID Re-attending within 3 months - Adults	10	112	8.9%	15.2%	16.6%	16.7%
% of FP17s for the same patient ID Re-attending between 3 & 9 months - Children	148	222	66.7%	61.4%	60.2%	57.4%
% of FP17s for the same patient ID Re-attending between 3 & 9 months - Adults	44	112	39.3%	53.1%	52.0%	50.5%
% of FP17s for Band 1 Urgent Courses	20	317	6.3%	8.1%	9.4%	9.1%
% of FP17s Relating to Free Repair or Replacements	0	317	0.0%	0.9%	0.7%	0.8%
% of FP17s Relating to Continuations	7	317	2.2%	1.5%	1.2%	1.3%
% of Patients satisfied with the dentistry they have received	0	0	N/A	94.9%	93.6%	93.2%
% of Patients satisfied with the time they had to wait for an appointment	0	0	N/A	89.8%	89.1%	89.0%

* This is based on patients treated on this contract for their most recent course of treatment. Figures in italics indicate the base number of FP17s or Patient Questionnaire responses are less than 100. N/A is shown where the base number of responses is less than 10 during the period. % is calculated as Quantity/Base number*100

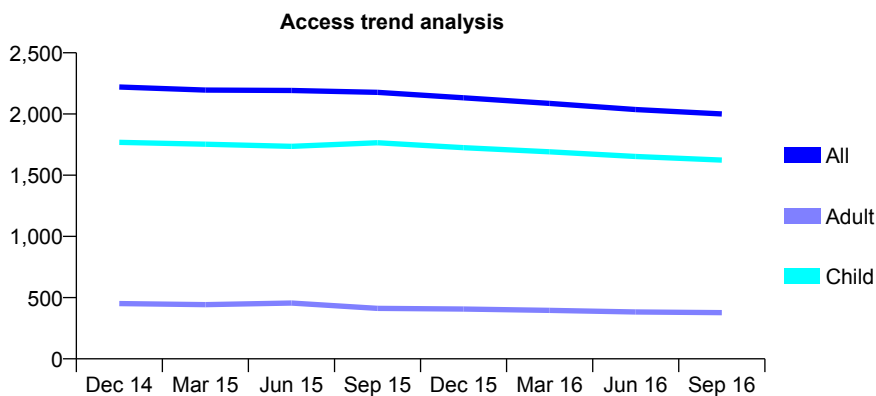
Q65 - Vital Signs At a Glance Contract Report for 159808/0001 - September 2016

Name or company name	Redland Dental Practice
Contract type name	GDS Contract
Purpose of contract	General
Contract start date	01/04/2006
Contract end date	

16/17 Contracted general activity (UDA)	5,000
Carry forward general activity (UDA)	0
16/17 Contracted orthodontic activity (UOA)	0
Carry forward orthodontic activity (UOA)	0
Baseline contract value	£123,405.48

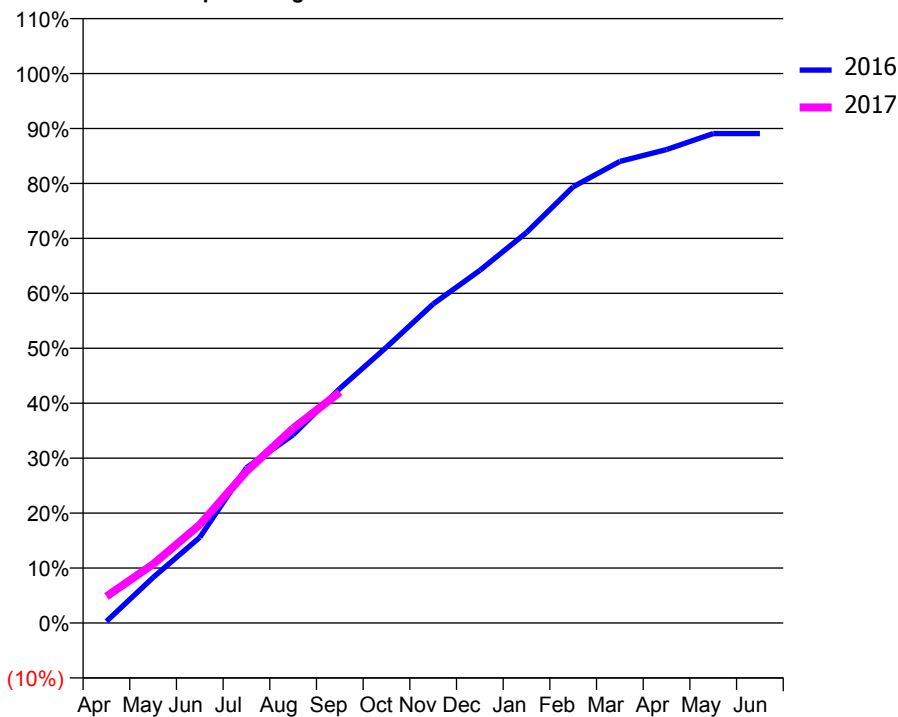
ACCESS*

Patients seen in 24 months	Total	Change since previous quarter
Quarter ending September 2015	2,177	
Quarter ending December 2015	2,132	↓
Quarter ending March 2016	2,087	↓
Quarter ending June 2016	2,036	↓
Quarter ending September 2016	2,001	↓
Variance since September 2015	(8.1%)	↓



ACTIVITY

Cumulative percentage of contracted UDA delivered 2016 & 2017



Month	Adjusted Scheduled Activity (UDA)	
	2016	2017
April	15	242
May	415	536
June	780	895
July	1,413	1,380
August	1,713	1,772
September	2,134	2,101
October	2,510	
November	2,903	
December	3,208	
January	3,553	
February	3,970	
March	4,199	
April	4,308	
May	4,454	
June	4,454	

QUALITY

	Quantity	Base Number	Contract	AT	Region	England
% of FP17s for the same patient ID Re-attending within 3 months - Children	92	1,265	7.3%	10.2%	11.8%	12.4%
% of FP17s for the same patient ID Re-attending within 3 months - Adults	35	162	21.6%	15.2%	16.6%	16.7%
% of FP17s for the same patient ID Re-attending between 3 & 9 months - Children	759	1,265	60.0%	61.4%	60.2%	57.4%
% of FP17s for the same patient ID Re-attending between 3 & 9 months - Adults	82	162	50.6%	53.1%	52.0%	50.5%
% of FP17s for Band 1 Urgent Courses	20	1,263	1.6%	8.1%	9.4%	9.1%
% of FP17s Relating to Free Repair or Replacements	0	1,263	0.0%	0.9%	0.7%	0.8%
% of FP17s Relating to Continuations	26	1,263	2.1%	1.5%	1.2%	1.3%
% of Patients satisfied with the dentistry they have received	1	1	N/A	94.9%	93.6%	93.2%
% of Patients satisfied with the time they had to wait for an appointment	1	1	N/A	89.8%	89.1%	89.0%

* This is based on patients treated on this contract for their most recent course of treatment. Figures in italics indicate the base number of FP17s or Patient Questionnaire responses are less than 100. N/A is shown where the base number of responses is less than 10 during the period. % is calculated as Quantity/Base number*100

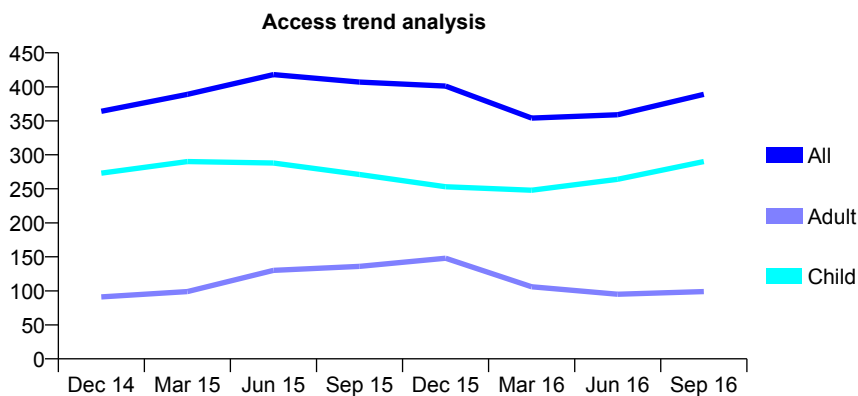
Q65 - Vital Signs At a Glance Contract Report for 161136/0001 - September 2016

Name or company name	Straight & Bright Dental LTD
Contract type name	PDS Contract
Purpose of contract	General and Orthodontic
Contract start date	01/04/2011
Contract end date	31/03/2021

16/17 Contracted general activity (UDA)	388
Carry forward general activity (UDA)	0
16/17 Contracted orthodontic activity (UOA)	6,957
Carry forward orthodontic activity (UOA)	0
Baseline contract value	£503,028.94

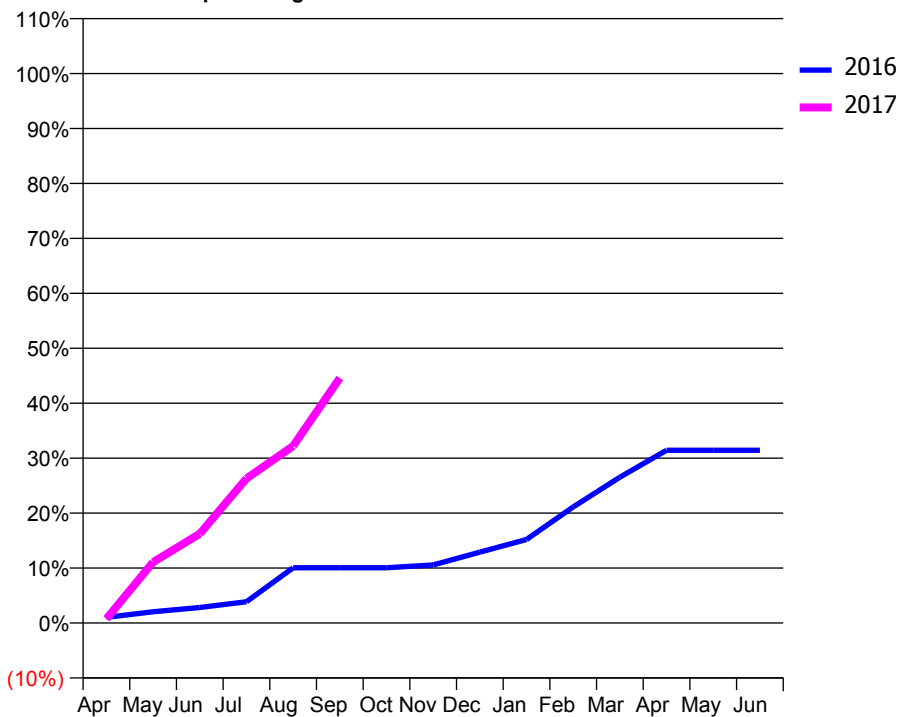
ACCESS*

Patients seen in 24 months	Total	Change since previous quarter
Quarter ending September 2015	407	
Quarter ending December 2015	401	↓
Quarter ending March 2016	354	↓
Quarter ending June 2016	359	→
Quarter ending September 2016	389	↑
Variance since September 2015	(4.4%)	↓



ACTIVITY

Cumulative percentage of contracted UDA delivered 2016 & 2017



Adjusted Scheduled Activity (UDA)

Month	2016	2017
April	4	3
May	8	43
June	11	63
July	15	102
August	39	125
September	39	173
October	39	-
November	41	-
December	50	-
January	59	-
February	82	-
March	103	-
April	122	-
May	122	-
June	122	-

QUALITY

	Quantity	Base Number	Contract	AT	Region	England
% of FP17s for the same patient ID Re-attending within 3 months - Children	37	573	6.5%	10.2%	11.8%	12.4%
% of FP17s for the same patient ID Re-attending within 3 months - Adults	2	17	11.8%	15.2%	16.6%	16.7%
% of FP17s for the same patient ID Re-attending between 3 & 9 months - Children	30	573	5.2%	61.4%	60.2%	57.4%
% of FP17s for the same patient ID Re-attending between 3 & 9 months - Adults	1	17	5.9%	53.1%	52.0%	50.5%
% of FP17s for Band 1 Urgent Courses	0	125	0.0%	8.1%	9.4%	9.1%
% of FP17s Relating to Free Repair or Replacements	0	125	0.0%	0.9%	0.7%	0.8%
% of FP17s Relating to Continuations	0	125	0.0%	1.5%	1.2%	1.3%
% of Patients satisfied with the dentistry they have received	0	0	N/A	94.9%	93.6%	93.2%
% of Patients satisfied with the time they had to wait for an appointment	0	0	N/A	89.8%	89.1%	89.0%

* This is based on patients treated on this contract for their most recent course of treatment. Figures in italics indicate the base number of FP17s or Patient Questionnaire responses are less than 100. N/A is shown where the base number of responses is less than 10 during the period. % is calculated as Quantity/Base number*100

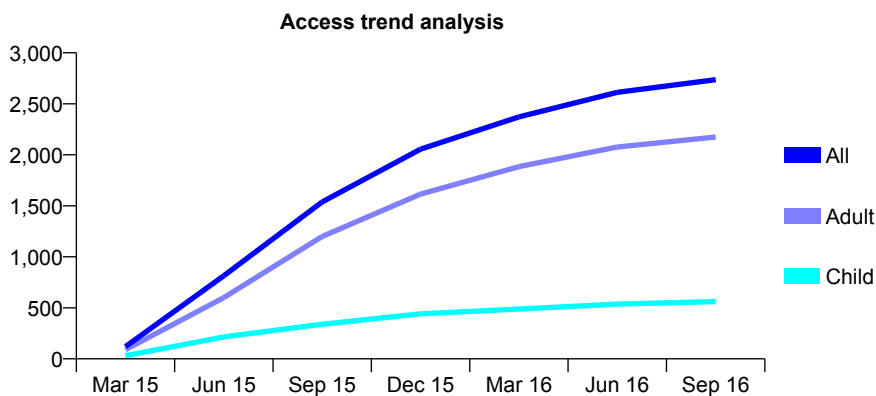
Q65 - Vital Signs At a Glance Contract Report for 162493/0001 - September 2016

Name or company name	Honeycomb Dental Clinic
Contract type name	GDS Contract
Purpose of contract	General
Contract start date	01/03/2015
Contract end date	

16/17 Contracted general activity (UDA)	8,978
Carry forward general activity (UDA)	-125
16/17 Contracted orthodontic activity (UOA)	0
Carry forward orthodontic activity (UOA)	0
Baseline contract value	£190,839.22

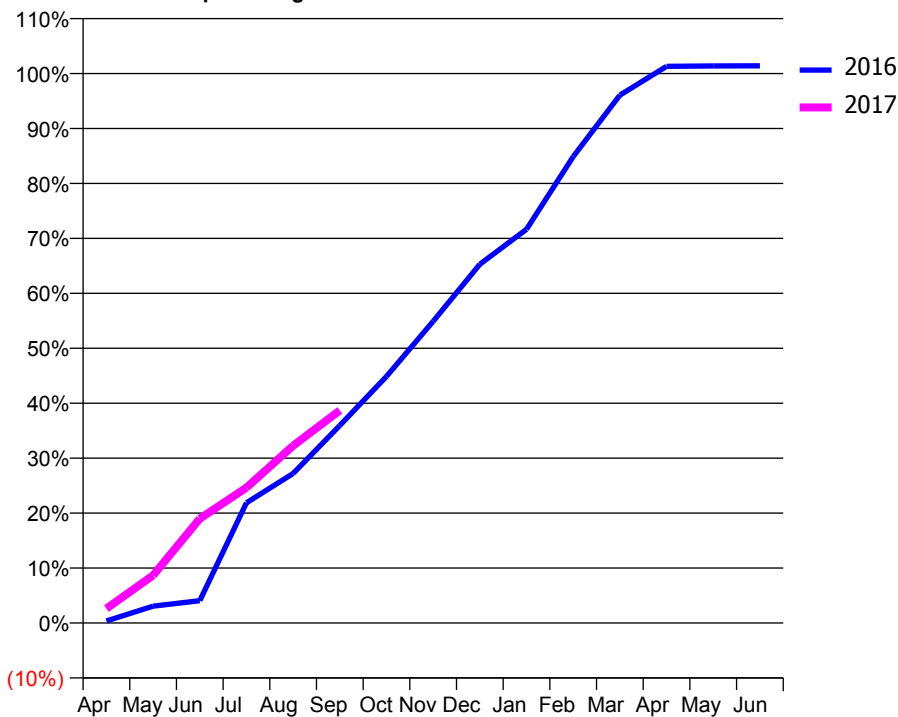
ACCESS*

Patients seen in 24 months	Total	Change since previous quarter
Quarter ending September 2015	1,538	
Quarter ending December 2015	2,056	↑
Quarter ending March 2016	2,372	↑
Quarter ending June 2016	2,612	↑
Quarter ending September 2016	2,736	↑
Variance since September 2015	77.9%	↑



ACTIVITY

Cumulative percentage of contracted UDA delivered 2016 & 2017



Adjusted Scheduled Activity (UDA)

Month	2016	2017
April	34	237
May	275	778
June	364	1,704
July	1,963	2,212
August	2,444	2,897
September	3,228	3,474
October	4,029	
November	4,929	
December	5,861	
January	6,432	
February	7,620	
March	8,624	
April	9,095	
May	9,102	
June	9,103	

QUALITY

	Quantity	Base Number	Contract	AT	Region	England
% of FP17s for the same patient ID Re-attending within 3 months - Children	35	434	8.1%	10.2%	11.8%	12.4%
% of FP17s for the same patient ID Re-attending within 3 months - Adults	262	1,569	16.7%	15.2%	16.6%	16.7%
% of FP17s for the same patient ID Re-attending between 3 & 9 months - Children	247	434	56.9%	61.4%	60.2%	57.4%
% of FP17s for the same patient ID Re-attending between 3 & 9 months - Adults	828	1,569	52.8%	53.1%	52.0%	50.5%
% of FP17s for Band 1 Urgent Courses	128	1,768	7.2%	8.1%	9.4%	9.1%
% of FP17s Relating to Free Repair or Replacements	17	1,768	1.0%	0.9%	0.7%	0.8%
% of FP17s Relating to Continuations	9	1,768	0.5%	1.5%	1.2%	1.3%
% of Patients satisfied with the dentistry they have received	6	6	N/A	94.9%	93.6%	93.2%
% of Patients satisfied with the time they had to wait for an appointment	6	6	N/A	89.8%	89.1%	89.0%

* This is based on patients treated on this contract for their most recent course of treatment. Figures in italics indicate the base number of FP17s or Patient Questionnaire responses are less than 100. N/A is shown where the base number of responses is less than 10 during the period. % is calculated as Quantity/Base number*100

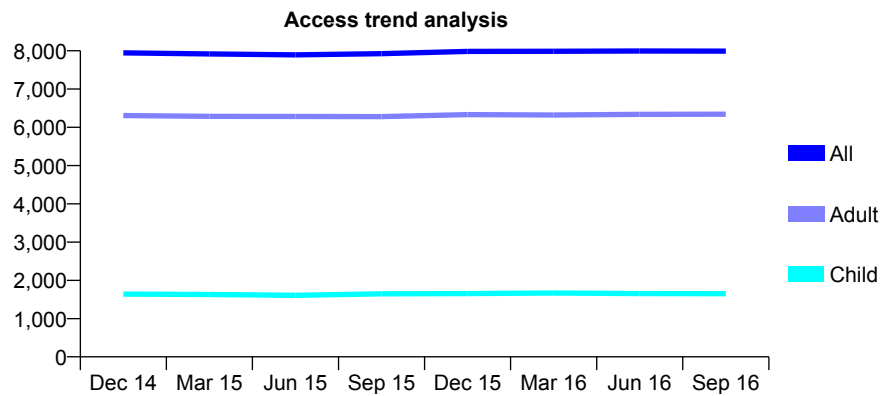
Q65 - Vital Signs At a Glance Contract Report for 163341/0001 - September 2016

Name or company name	The Ile Dental Centre Ltd
Contract type name	GDS Contract
Purpose of contract	General
Contract start date	01/05/2012
Contract end date	

16/17 Contracted general activity (UDA)	23,500
Carry forward general activity (UDA)	0
16/17 Contracted orthodontic activity (UOA)	0
Carry forward orthodontic activity (UOA)	0
Baseline contract value	£523,805.18

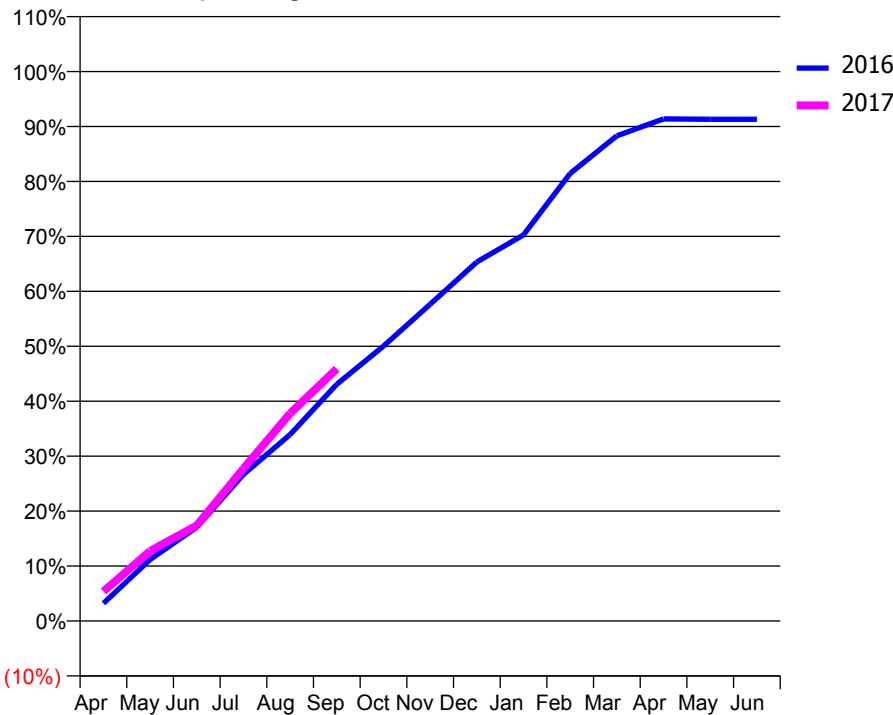
ACCESS*

Patients seen in 24 months	Total	Change since previous quarter
Quarter ending September 2015	7,924	
Quarter ending December 2015	7,985	→
Quarter ending March 2016	7,989	→
Quarter ending June 2016	7,994	→
Quarter ending September 2016	7,992	→
Variance since September 2015	0.9%	→



ACTIVITY

Cumulative percentage of contracted UDA delivered 2016 & 2017



Month	Adjusted Scheduled Activity (UDA)	
	2016	2017
April	817	1,264
May	2,859	2,994
June	4,354	4,089
July	6,805	6,524
August	8,657	8,884
September	10,985	10,789
October	12,759	
November	14,700	
December	16,661	
January	17,916	
February	20,767	
March	22,512	
April	23,303	
May	23,281	
June	23,285	

QUALITY

	Quantity	Base Number	Contract	AT	Region	England
% of FP17s for the same patient ID Re-attending within 3 months - Children	157	1,380	11.4%	10.2%	11.8%	12.4%
% of FP17s for the same patient ID Re-attending within 3 months - Adults	686	4,732	14.5%	15.2%	16.6%	16.7%
% of FP17s for the same patient ID Re-attending between 3 & 9 months - Children	923	1,380	66.9%	61.4%	60.2%	57.4%
% of FP17s for the same patient ID Re-attending between 3 & 9 months - Adults	2,751	4,732	58.1%	53.1%	52.0%	50.5%
% of FP17s for Band 1 Urgent Courses	267	5,645	4.7%	8.1%	9.4%	9.1%
% of FP17s Relating to Free Repair or Replacements	53	5,645	0.9%	0.9%	0.7%	0.8%
% of FP17s Relating to Continuations	81	5,645	1.4%	1.5%	1.2%	1.3%
% of Patients satisfied with the dentistry they have received	7	8	N/A	94.9%	93.6%	93.2%
% of Patients satisfied with the time they had to wait for an appointment	7	8	N/A	89.8%	89.1%	89.0%

* This is based on patients treated on this contract for their most recent course of treatment. Figures in italics indicate the base number of FP17s or Patient Questionnaire responses are less than 100. N/A is shown where the base number of responses is less than 10 during the period. % is calculated as Quantity/Base number*100

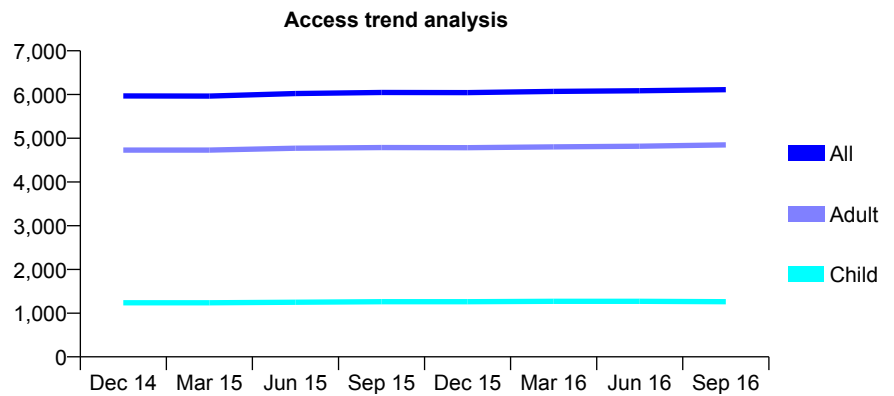
Q65 - Vital Signs At a Glance Contract Report for 163341/0002 - September 2016

Name or company name	The Ile Dental Centre Ltd
Contract type name	GDS Contract
Purpose of contract	General
Contract start date	01/05/2012
Contract end date	

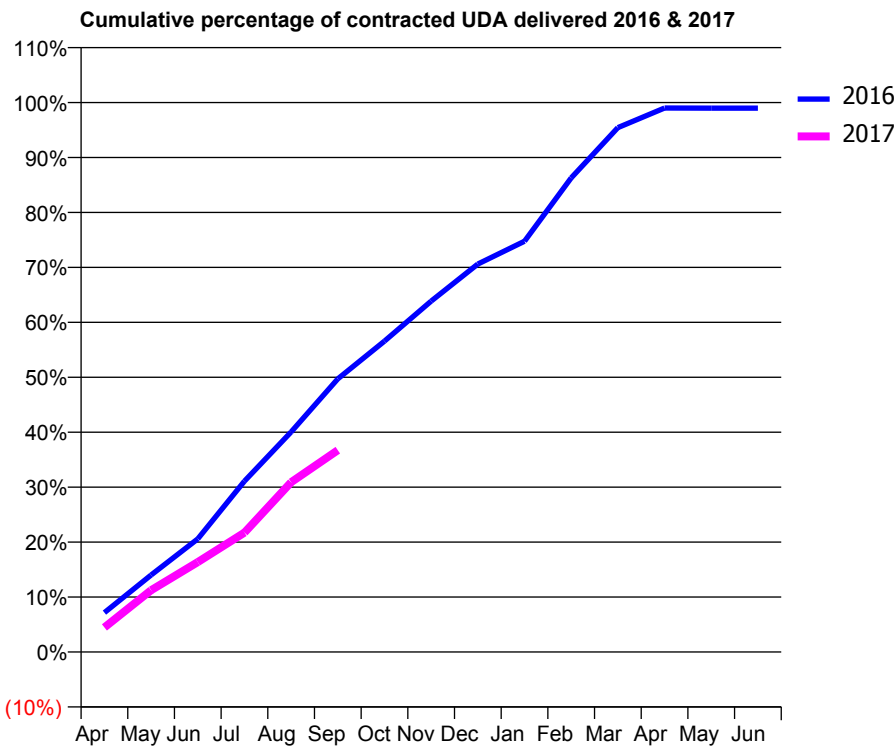
16/17 Contracted general activity (UDA)	18,675
Carry forward general activity (UDA)	193
16/17 Contracted orthodontic activity (UOA)	0
Carry forward orthodontic activity (UOA)	0
Baseline contract value	£471,510.54

ACCESS*

Patients seen in 24 months	Total	Change since previous quarter
Quarter ending September 2015	6,048	
Quarter ending December 2015	6,045	→
Quarter ending March 2016	6,070	→
Quarter ending June 2016	6,088	→
Quarter ending September 2016	6,110	→
Variance since September 2015	1.0%	→



ACTIVITY



Month	Adjusted Scheduled Activity (UDA)	
	2016	2017
April	1,338	834
May	2,617	2,102
June	3,847	3,057
July	5,807	4,057
August	7,479	5,773
September	9,286	6,860
October	10,566	
November	11,925	
December	13,188	
January	13,959	
February	16,114	
March	17,819	
April	18,487	
May	18,483	
June	18,482	

QUALITY

	Quantity	Base Number	Contract	AT	Region	England
% of FP17s for the same patient ID Re-attending within 3 months - Children	93	959	9.7%	10.2%	11.8%	12.4%
% of FP17s for the same patient ID Re-attending within 3 months - Adults	580	3,496	16.6%	15.2%	16.6%	16.7%
% of FP17s for the same patient ID Re-attending between 3 & 9 months - Children	627	959	65.4%	61.4%	60.2%	57.4%
% of FP17s for the same patient ID Re-attending between 3 & 9 months - Adults	1,991	3,496	57.0%	53.1%	52.0%	50.5%
% of FP17s for Band 1 Urgent Courses	387	4,046	9.6%	8.1%	9.4%	9.1%
% of FP17s Relating to Free Repair or Replacements	38	4,046	0.9%	0.9%	0.7%	0.8%
% of FP17s Relating to Continuations	28	4,046	0.7%	1.5%	1.2%	1.3%
% of Patients satisfied with the dentistry they have received	10	10	100.0%	94.9%	93.6%	93.2%
% of Patients satisfied with the time they had to wait for an appointment	8	10	80.0%	89.8%	89.1%	89.0%

* This is based on patients treated on this contract for their most recent course of treatment. Figures in italics indicate the base number of FP17s or Patient Questionnaire responses are less than 100. N/A is shown where the base number of responses is less than 10 during the period. % is calculated as Quantity/Base number*100

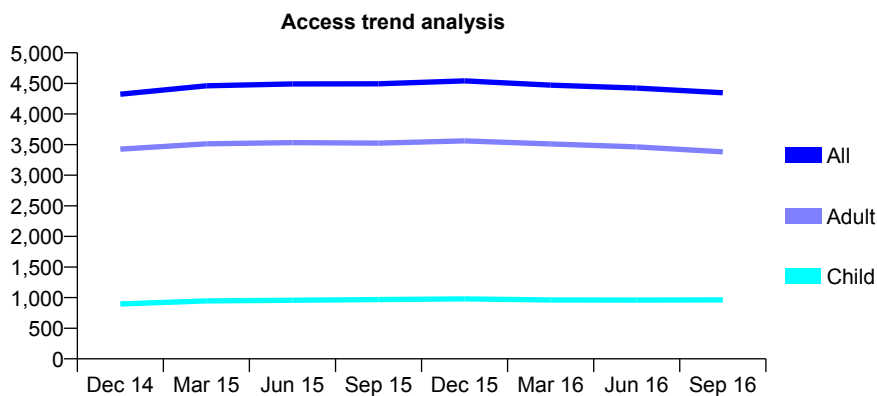
Q65 - Vital Signs At a Glance Contract Report for 163341/0003 - September 2016

Name or company name	The Ile Dental Centre Ltd
Contract type name	GDS Contract
Purpose of contract	General
Contract start date	01/05/2012
Contract end date	

16/17 Contracted general activity (UDA)	14,000
Carry forward general activity (UDA)	0
16/17 Contracted orthodontic activity (UOA)	0
Carry forward orthodontic activity (UOA)	0
Baseline contract value	£353,600.08

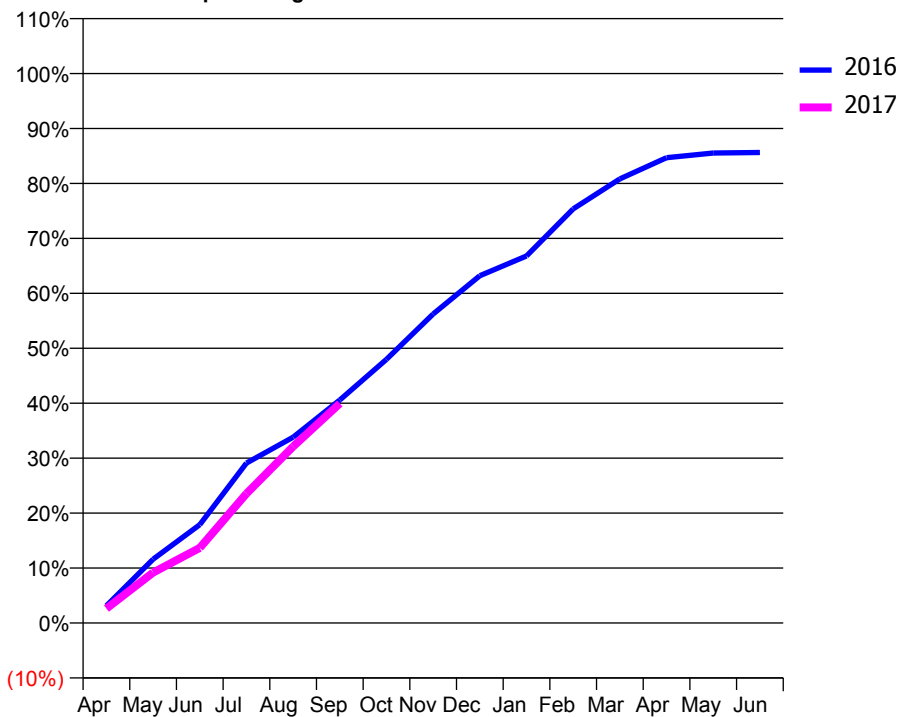
ACCESS*

Patients seen in 24 months	Total	Change since previous quarter
Quarter ending September 2015	4,493	
Quarter ending December 2015	4,541	→
Quarter ending March 2016	4,472	↓
Quarter ending June 2016	4,424	↓
Quarter ending September 2016	4,347	↓
Variance since September 2015	(3.2%)	↓



ACTIVITY

Cumulative percentage of contracted UDA delivered 2016 & 2017



Month	Adjusted Scheduled Activity (UDA)	
	2016	2017
April	441	367
May	1,624	1,285
June	2,505	1,913
July	4,074	3,298
August	4,733	4,495
September	5,682	5,592
October	6,719	
November	7,874	
December	8,849	
January	9,350	
February	10,551	
March	11,313	
April	11,855	
May	11,973	
June	11,988	

QUALITY

	Quantity	Base Number	Contract	AT	Region	England
% of FP17s for the same patient ID Re-attending within 3 months - Children	84	745	11.3%	10.2%	11.8%	12.4%
% of FP17s for the same patient ID Re-attending within 3 months - Adults	382	2,482	15.4%	15.2%	16.6%	16.7%
% of FP17s for the same patient ID Re-attending between 3 & 9 months - Children	441	745	59.2%	61.4%	60.2%	57.4%
% of FP17s for the same patient ID Re-attending between 3 & 9 months - Adults	1,510	2,482	60.8%	53.1%	52.0%	50.5%
% of FP17s for Band 1 Urgent Courses	156	2,742	5.7%	8.1%	9.4%	9.1%
% of FP17s Relating to Free Repair or Replacements	31	2,742	1.1%	0.9%	0.7%	0.8%
% of FP17s Relating to Continuations	36	2,742	1.3%	1.5%	1.2%	1.3%
% of Patients satisfied with the dentistry they have received	4	4	N/A	94.9%	93.6%	93.2%
% of Patients satisfied with the time they had to wait for an appointment	4	4	N/A	89.8%	89.1%	89.0%

* This is based on patients treated on this contract for their most recent course of treatment. Figures in italics indicate the base number of FP17s or Patient Questionnaire responses are less than 100. N/A is shown where the base number of responses is less than 10 during the period. % is calculated as Quantity/Base number*100

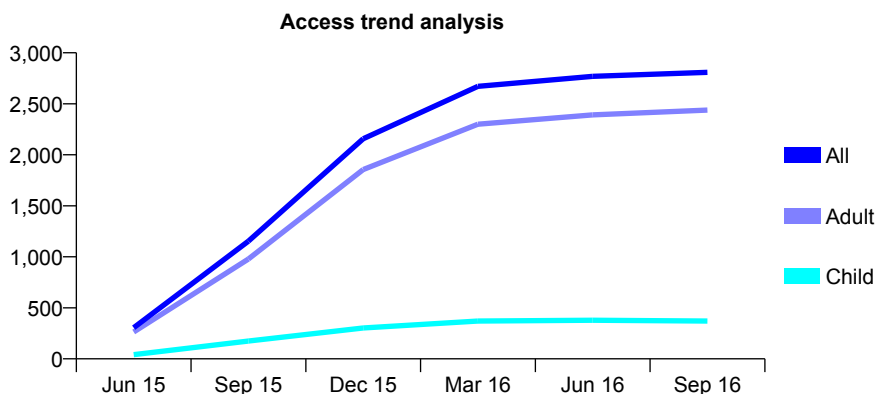
Q65 - Vital Signs At a Glance Contract Report for 165573/0001 - September 2016

Name or company name	Dentaz Limited
Contract type name	GDS Contract
Purpose of contract	General
Contract start date	01/04/2015
Contract end date	

16/17 Contracted general activity (UDA)	9,500
Carry forward general activity (UDA)	-16
16/17 Contracted orthodontic activity (UOA)	0
Carry forward orthodontic activity (UOA)	0
Baseline contract value	£234,652.35

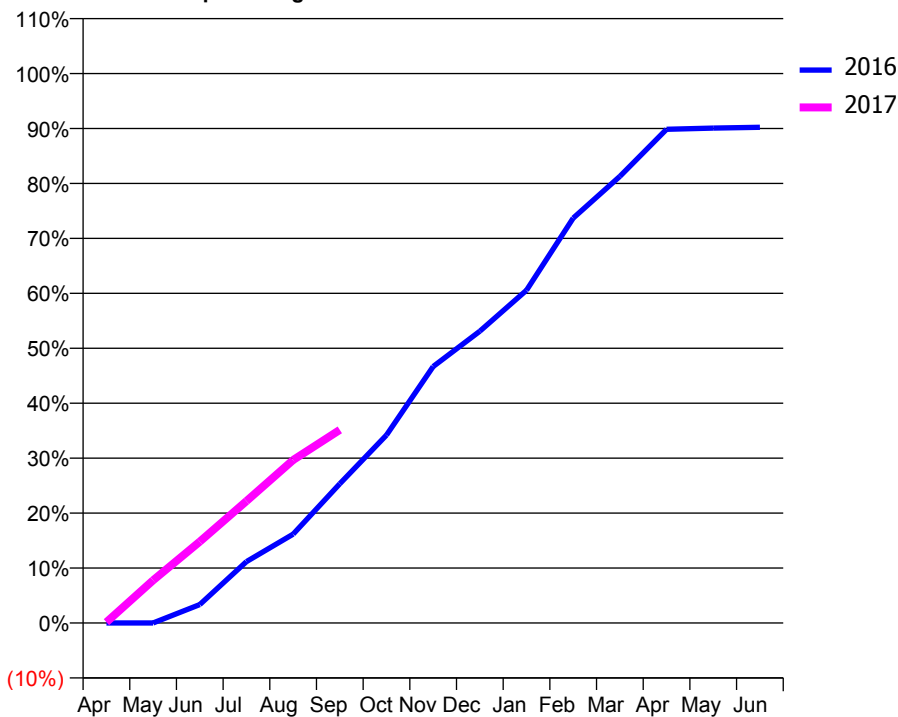
ACCESS*

Patients seen in 24 months	Total	Change since previous quarter
Quarter ending September 2015	1,153	
Quarter ending December 2015	2,158	↑
Quarter ending March 2016	2,671	↑
Quarter ending June 2016	2,769	↑
Quarter ending September 2016	2,808	→
Variance since September 2015	143.5%	↑



ACTIVITY

Cumulative percentage of contracted UDA delivered 2016 & 2017



Month	Adjusted Scheduled Activity (UDA)	
	2016	2017
April	0	16
May	0	738
June	321	1,408
July	1,071	2,109
August	1,550	2,819
September	2,430	3,338
October	3,279	
November	4,474	
December	5,091	
January	5,805	
February	7,061	
March	7,791	
April	8,612	
May	8,631	
June	8,645	

QUALITY

	Quantity	Base Number	Contract	AT	Region	England
% of FP17s for the same patient ID Re-attending within 3 months - Children	29	277	10.5%	10.2%	11.8%	12.4%
% of FP17s for the same patient ID Re-attending within 3 months - Adults	216	1,698	12.7%	15.2%	16.6%	16.7%
% of FP17s for the same patient ID Re-attending between 3 & 9 months - Children	187	277	67.5%	61.4%	60.2%	57.4%
% of FP17s for the same patient ID Re-attending between 3 & 9 months - Adults	996	1,698	58.7%	53.1%	52.0%	50.5%
% of FP17s for Band 1 Urgent Courses	67	1,634	4.1%	8.1%	9.4%	9.1%
% of FP17s Relating to Free Repair or Replacements	27	1,634	1.7%	0.9%	0.7%	0.8%
% of FP17s Relating to Continuations	30	1,634	1.8%	1.5%	1.2%	1.3%
% of Patients satisfied with the dentistry they have received	19	20	95.0%	94.9%	93.6%	93.2%
% of Patients satisfied with the time they had to wait for an appointment	20	20	100.0%	89.8%	89.1%	89.0%

* This is based on patients treated on this contract for their most recent course of treatment. Figures in italics indicate the base number of FP17s or Patient Questionnaire responses are less than 100. N/A is shown where the base number of responses is less than 10 during the period. % is calculated as Quantity/Base number*100

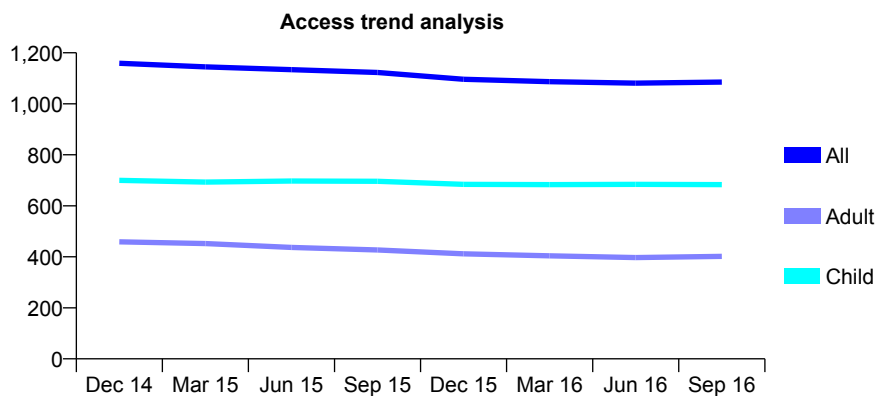
Q65 - Vital Signs At a Glance Contract Report for 167991/0001 - September 2016

Name or company name	Bridge Street Dental Centre
Contract type name	GDS Contract
Purpose of contract	General
Contract start date	01/04/2009
Contract end date	

16/17 Contracted general activity (UDA)	2,675
Carry forward general activity (UDA)	0
16/17 Contracted orthodontic activity (UOA)	0
Carry forward orthodontic activity (UOA)	0
Baseline contract value	£57,383.40

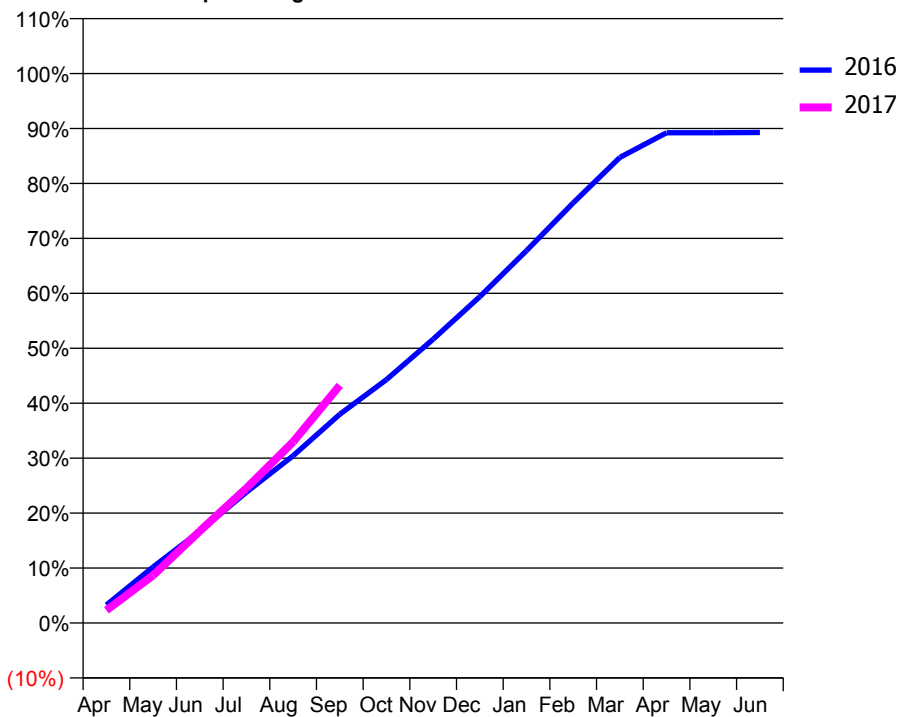
ACCESS*

Patients seen in 24 months	Total	Change since previous quarter
Quarter ending September 2015	1,123	
Quarter ending December 2015	1,096	↓
Quarter ending March 2016	1,087	→
Quarter ending June 2016	1,081	→
Quarter ending September 2016	1,085	→
Variance since September 2015	(3.4%)	↓



ACTIVITY

Cumulative percentage of contracted UDA delivered 2016 & 2017



Adjusted Scheduled Activity (UDA)

Month	2016	2017
April	88	62
May	273	232
June	447	447
July	637	657
August	814	882
September	1,016	1,157
October	1,185	
November	1,381	
December	1,589	
January	1,813	
February	2,045	
March	2,266	
April	2,387	
May	2,387	
June	2,388	

QUALITY

	Quantity	Base Number	Contract	AT	Region	England
% of FP17s for the same patient ID Re-attending within 3 months - Children	38	544	7.0%	10.2%	11.8%	12.4%
% of FP17s for the same patient ID Re-attending within 3 months - Adults	38	255	14.9%	15.2%	16.6%	16.7%
% of FP17s for the same patient ID Re-attending between 3 & 9 months - Children	322	544	59.2%	61.4%	60.2%	57.4%
% of FP17s for the same patient ID Re-attending between 3 & 9 months - Adults	140	255	54.9%	53.1%	52.0%	50.5%
% of FP17s for Band 1 Urgent Courses	7	722	1.0%	8.1%	9.4%	9.1%
% of FP17s Relating to Free Repair or Replacements	0	722	0.0%	0.9%	0.7%	0.8%
% of FP17s Relating to Continuations	2	722	0.3%	1.5%	1.2%	1.3%
% of Patients satisfied with the dentistry they have received	0	0	N/A	94.9%	93.6%	93.2%
% of Patients satisfied with the time they had to wait for an appointment	0	0	N/A	89.8%	89.1%	89.0%

* This is based on patients treated on this contract for their most recent course of treatment. Figures in italics indicate the base number of FP17s or Patient Questionnaire responses are less than 100. N/A is shown where the base number of responses is less than 10 during the period. % is calculated as Quantity/Base number*100

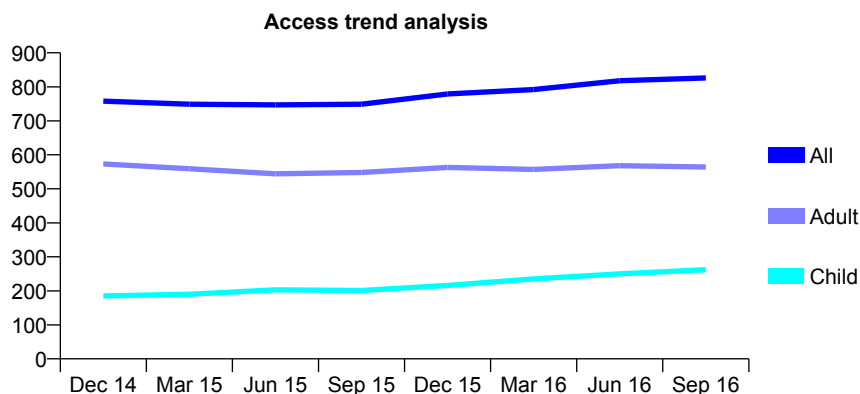
Q65 - Vital Signs At a Glance Contract Report for 170089/0001 - September 2016

Name or company name	Your Dentist Limited
Contract type name	GDS Contract
Purpose of contract	General
Contract start date	01/04/2011
Contract end date	

16/17 Contracted general activity (UDA)	2,527
Carry forward general activity (UDA)	-3
16/17 Contracted orthodontic activity (UOA)	0
Carry forward orthodontic activity (UOA)	0
Baseline contract value	£72,513.43

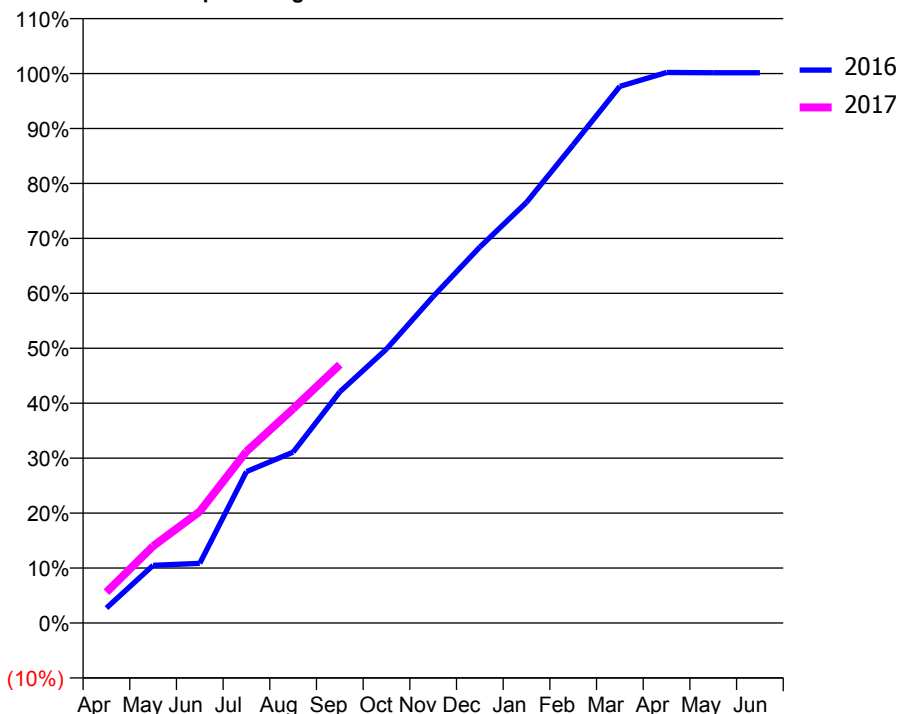
ACCESS*

Patients seen in 24 months	Total	Change since previous quarter
Quarter ending September 2015	749	
Quarter ending December 2015	779	↑
Quarter ending March 2016	792	→
Quarter ending June 2016	818	↑
Quarter ending September 2016	826	→
Variance since September 2015	10.3%	↑



ACTIVITY

Cumulative percentage of contracted UDA delivered 2016 & 2017



Adjusted Scheduled Activity (UDA)

Month	2016	2017
April	69	142
May	265	354
June	274	513
July	696	789
August	786	985
September	1,063	1,188
October	1,260	
November	1,501	
December	1,729	
January	1,934	
February	2,199	
March	2,468	
April	2,531	
May	2,530	
June	2,530	

QUALITY

	Quantity	Base Number	Contract	AT	Region	England
% of FP17s for the same patient ID Re-attending within 3 months - Children	22	200	11.0%	10.2%	11.8%	12.4%
% of FP17s for the same patient ID Re-attending within 3 months - Adults	59	330	17.9%	15.2%	16.6%	16.7%
% of FP17s for the same patient ID Re-attending between 3 & 9 months - Children	102	200	51.0%	61.4%	60.2%	57.4%
% of FP17s for the same patient ID Re-attending between 3 & 9 months - Adults	146	330	44.2%	53.1%	52.0%	50.5%
% of FP17s for Band 1 Urgent Courses	31	504	6.2%	8.1%	9.4%	9.1%
% of FP17s Relating to Free Repair or Replacements	1	504	0.2%	0.9%	0.7%	0.8%
% of FP17s Relating to Continuations	4	504	0.8%	1.5%	1.2%	1.3%
% of Patients satisfied with the dentistry they have received	0	0	N/A	94.9%	93.6%	93.2%
% of Patients satisfied with the time they had to wait for an appointment	0	0	N/A	89.8%	89.1%	89.0%

* This is based on patients treated on this contract for their most recent course of treatment. Figures in italics indicate the base number of FP17s or Patient Questionnaire responses are less than 100. N/A is shown where the base number of responses is less than 10 during the period. % is calculated as Quantity/Base number*100

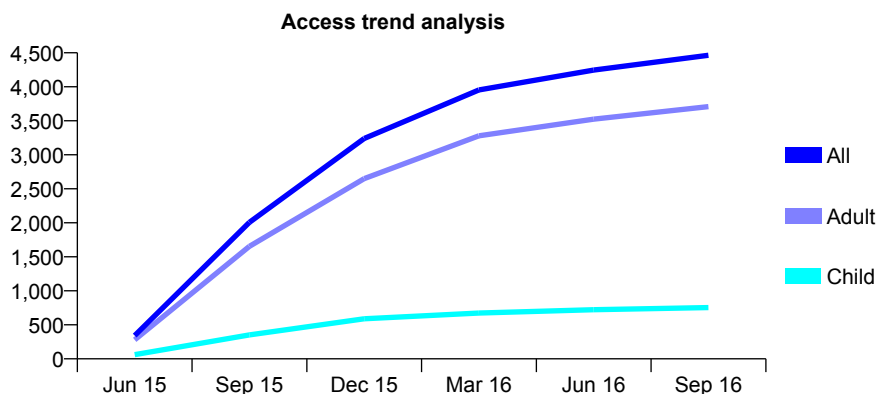
Q65 - Vital Signs At a Glance Contract Report for 172081/0001 - September 2016

Name or company name	Hounds Road Dental Practice Partnership
Contract type name	GDS Contract
Purpose of contract	General
Contract start date	01/06/2015
Contract end date	

16/17 Contracted general activity (UDA)	12,406
Carry forward general activity (UDA)	8
16/17 Contracted orthodontic activity (UOA)	0
Carry forward orthodontic activity (UOA)	0
Baseline contract value	£279,424.83

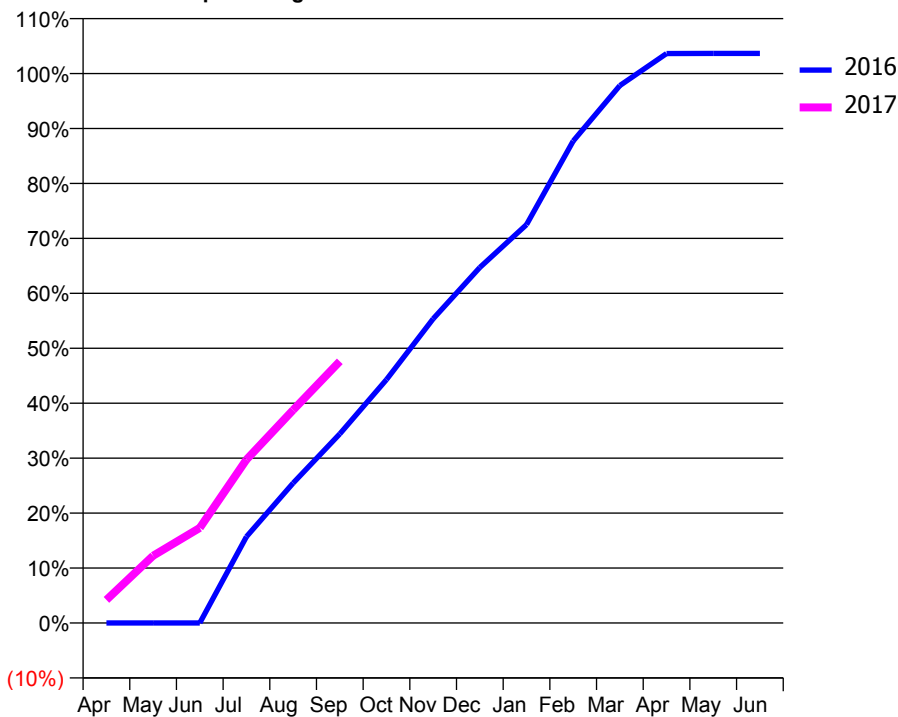
ACCESS*

Patients seen in 24 months	Total	Change since previous quarter
Quarter ending September 2015	2,006	
Quarter ending December 2015	3,240	↑
Quarter ending March 2016	3,953	↑
Quarter ending June 2016	4,246	↑
Quarter ending September 2016	4,463	↑
Variance since September 2015	122.5%	↑



ACTIVITY

Cumulative percentage of contracted UDA delivered 2016 & 2017



Adjusted Scheduled Activity (UDA)

Month	2016	2017
April	0	523
May	0	1,520
June	0	2,149
July	1,624	3,689
August	2,632	4,809
September	3,559	5,907
October	4,579	
November	5,723	
December	6,689	
January	7,494	
February	9,067	
March	10,110	
April	10,713	
May	10,715	
June	10,716	

QUALITY

	Quantity	Base Number	Contract	AT	Region	England
% of FP17s for the same patient ID Re-attending within 3 months - Children	39	669	5.8%	10.2%	11.8%	12.4%
% of FP17s for the same patient ID Re-attending within 3 months - Adults	379	2,957	12.8%	15.2%	16.6%	16.7%
% of FP17s for the same patient ID Re-attending between 3 & 9 months - Children	435	669	65.0%	61.4%	60.2%	57.4%
% of FP17s for the same patient ID Re-attending between 3 & 9 months - Adults	1,687	2,957	57.1%	53.1%	52.0%	50.5%
% of FP17s for Band 1 Urgent Courses	228	3,307	6.9%	8.1%	9.4%	9.1%
% of FP17s Relating to Free Repair or Replacements	35	3,307	1.1%	0.9%	0.7%	0.8%
% of FP17s Relating to Continuations	25	3,307	0.8%	1.5%	1.2%	1.3%
% of Patients satisfied with the dentistry they have received	10	10	100.0%	94.9%	93.6%	93.2%
% of Patients satisfied with the time they had to wait for an appointment	9	10	90.0%	89.8%	89.1%	89.0%

* This is based on patients treated on this contract for their most recent course of treatment. Figures in italics indicate the base number of FP17s or Patient Questionnaire responses are less than 100. N/A is shown where the base number of responses is less than 10 during the period. % is calculated as Quantity/Base number*100

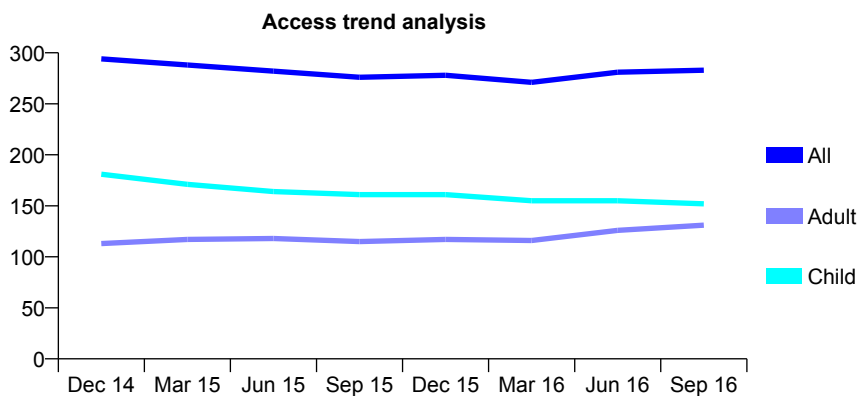
Q65 - Vital Signs At a Glance Contract Report for 172863/0001 - September 2016

Name or company name	Southwoods Dental Practice Ltd
Contract type name	GDS Contract
Purpose of contract	General
Contract start date	01/04/2010
Contract end date	

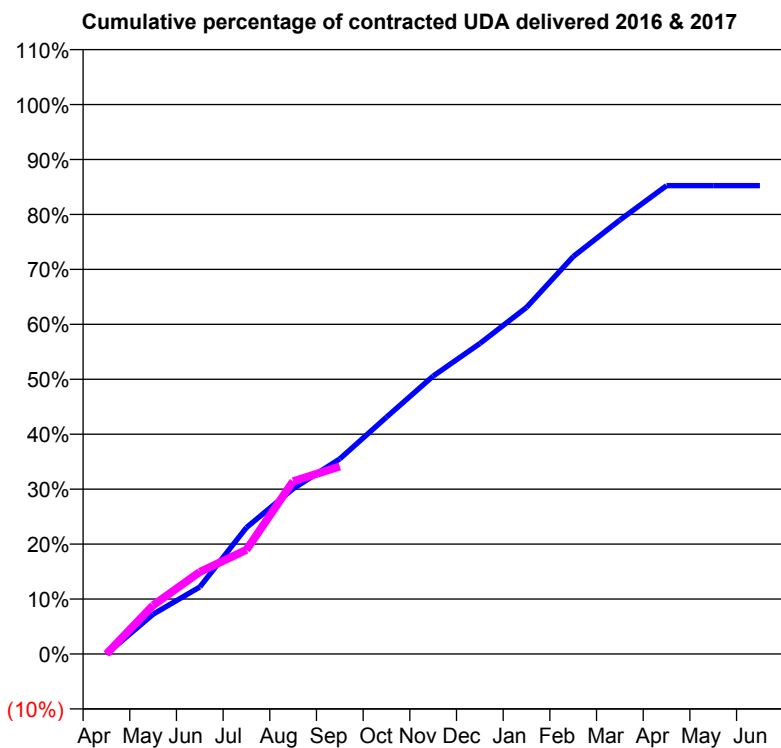
16/17 Contracted general activity (UDA)	850
Carry forward general activity (UDA)	0
16/17 Contracted orthodontic activity (UOA)	0
Carry forward orthodontic activity (UOA)	0
Baseline contract value	£21,618.20

ACCESS*

Patients seen in 24 months	Total	Change since previous quarter
Quarter ending September 2015	276	
Quarter ending December 2015	278	→
Quarter ending March 2016	271	↓
Quarter ending June 2016	281	↑
Quarter ending September 2016	283	→
Variance since September 2015	2.5%	↑



ACTIVITY



Adjusted Scheduled Activity (UDA)		
Month	2016	2017
April	0	0
May	62	75
June	104	127
July	196	161
August	256	267
September	302	290
October	366	
November	430	
December	480	
January	536	
February	615	
March	671	
April	725	
May	725	
June	725	

QUALITY

	Quantity	Base Number	Contract	AT	Region	England
% of FP17s for the same patient ID Re-attending within 3 months - Children	9	118	7.6%	10.2%	11.8%	12.4%
% of FP17s for the same patient ID Re-attending within 3 months - Adults	19	88	21.6%	15.2%	16.6%	16.7%
% of FP17s for the same patient ID Re-attending between 3 & 9 months - Children	64	118	54.2%	61.4%	60.2%	57.4%
% of FP17s for the same patient ID Re-attending between 3 & 9 months - Adults	51	88	58.0%	53.1%	52.0%	50.5%
% of FP17s for Band 1 Urgent Courses	16	184	8.7%	8.1%	9.4%	9.1%
% of FP17s Relating to Free Repair or Replacements	0	184	0.0%	0.9%	0.7%	0.8%
% of FP17s Relating to Continuations	0	184	0.0%	1.5%	1.2%	1.3%
% of Patients satisfied with the dentistry they have received	1	1	N/A	94.9%	93.6%	93.2%
% of Patients satisfied with the time they had to wait for an appointment	1	1	N/A	89.8%	89.1%	89.0%

* This is based on patients treated on this contract for their most recent course of treatment. Figures in italics indicate the base number of FP17s or Patient Questionnaire responses are less than 100. N/A is shown where the base number of responses is less than 10 during the period. % is calculated as Quantity/Base number*100

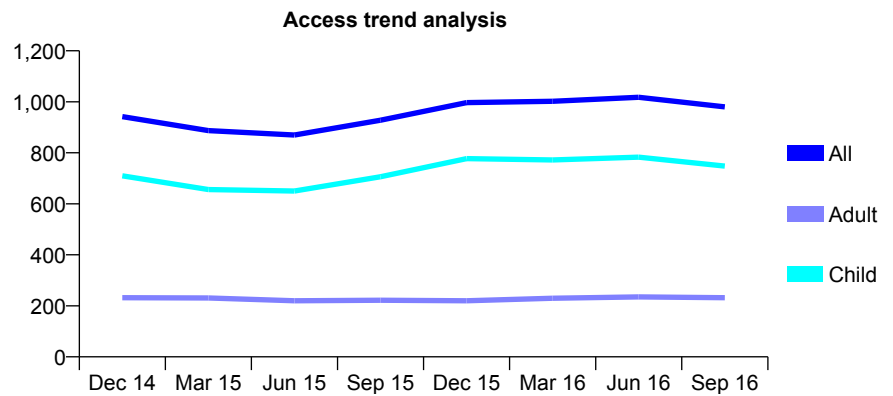
Q65 - Vital Signs At a Glance Contract Report for 176710/0001 - September 2016

Name or company name	Q Dental Care Limited
Contract type name	PDS Contract
Purpose of contract	General and Orthodontic
Contract start date	01/04/2008
Contract end date	31/03/2018

16/17 Contracted general activity (UDA)	630
Carry forward general activity (UDA)	-13
16/17 Contracted orthodontic activity (UOA)	15,713
Carry forward orthodontic activity (UOA)	0
Baseline contract value	£1,068,837.87

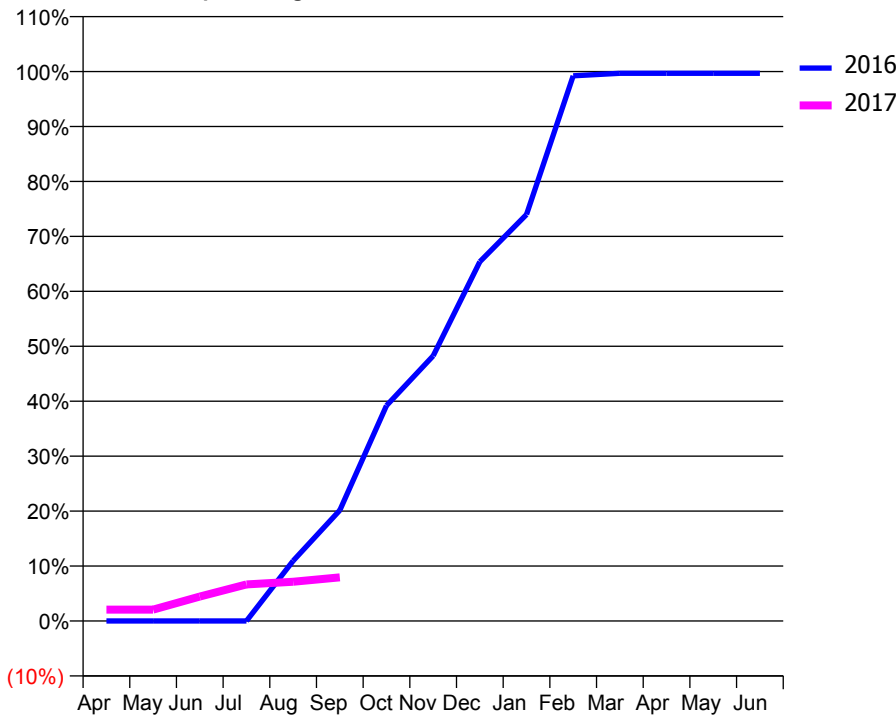
ACCESS*

Patients seen in 24 months	Total	Change since previous quarter
Quarter ending September 2015	928	
Quarter ending December 2015	997	↑
Quarter ending March 2016	1,002	→
Quarter ending June 2016	1,018	→
Quarter ending September 2016	980	↓
Variance since September 2015	5.6%	↑



ACTIVITY

Cumulative percentage of contracted UDA delivered 2016 & 2017



Month	Adjusted Scheduled Activity (UDA)	
	2016	2017
April	0	13
May	0	13
June	0	28
July	0	42
August	69	45
September	127	50
October	247	
November	304	
December	412	
January	466	
February	625	
March	628	
April	628	
May	628	
June	628	

QUALITY

	Quantity	Base Number	Contract	AT	Region	England
% of FP17s for the same patient ID Re-attending within 3 months - Children	15	1,032	1.5%	10.2%	11.8%	12.4%
% of FP17s for the same patient ID Re-attending within 3 months - Adults	0	44	0.0%	15.2%	16.6%	16.7%
% of FP17s for the same patient ID Re-attending between 3 & 9 months - Children	10	1,032	1.0%	61.4%	60.2%	57.4%
% of FP17s for the same patient ID Re-attending between 3 & 9 months - Adults	0	44	0.0%	53.1%	52.0%	50.5%
% of FP17s for Band 1 Urgent Courses	0	37	0.0%	8.1%	9.4%	9.1%
% of FP17s Relating to Free Repair or Replacements	0	37	0.0%	0.9%	0.7%	0.8%
% of FP17s Relating to Continuations	0	37	0.0%	1.5%	1.2%	1.3%
% of Patients satisfied with the dentistry they have received	0	0	N/A	94.9%	93.6%	93.2%
% of Patients satisfied with the time they had to wait for an appointment	0	0	N/A	89.8%	89.1%	89.0%

* This is based on patients treated on this contract for their most recent course of treatment. Figures in italics indicate the base number of FP17s or Patient Questionnaire responses are less than 100. N/A is shown where the base number of responses is less than 10 during the period. % is calculated as Quantity/Base number*100

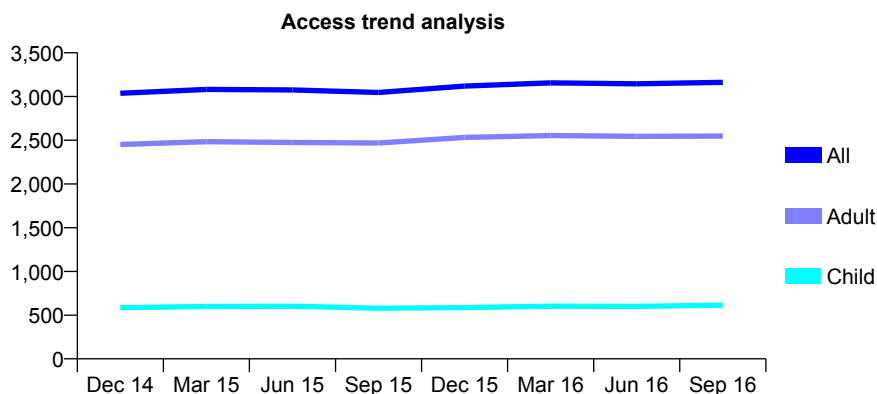
Q65 - Vital Signs At a Glance Contract Report for 177911/0001 - September 2016

Name or company name	Linden Lodge Dental Care Ltd.
Contract type name	GDS Contract
Purpose of contract	General
Contract start date	01/04/2011
Contract end date	

16/17 Contracted general activity (UDA)	9,256
Carry forward general activity (UDA)	0
16/17 Contracted orthodontic activity (UOA)	0
Carry forward orthodontic activity (UOA)	0
Baseline contract value	£245,673.88

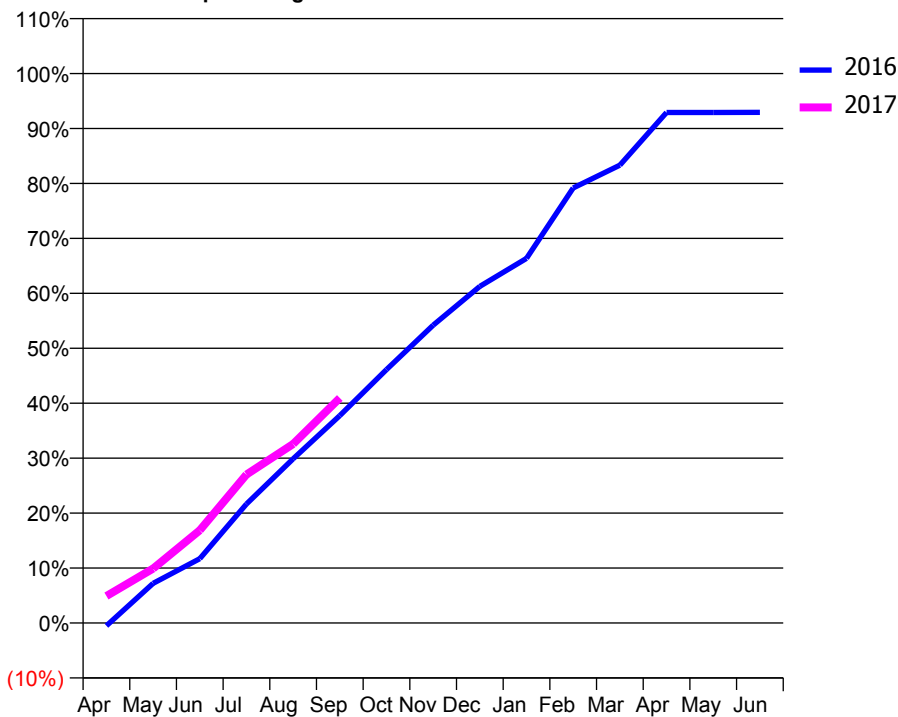
ACCESS*

Patients seen in 24 months	Total	Change since previous quarter
Quarter ending September 2015	3,047	
Quarter ending December 2015	3,120	↑
Quarter ending March 2016	3,156	→
Quarter ending June 2016	3,145	→
Quarter ending September 2016	3,162	→
Variance since September 2015	3.8%	↑



ACTIVITY

Cumulative percentage of contracted UDA delivered 2016 & 2017



Adjusted Scheduled Activity (UDA)

Month	2016	2017
April	-47	454
May	669	918
June	1,085	1,561
July	2,004	2,501
August	2,766	3,015
September	3,493	3,790
October	4,269	
November	5,017	
December	5,671	
January	6,142	
February	7,329	
March	7,713	
April	8,598	
May	8,598	
June	8,601	

QUALITY

	Quantity	Base Number	Contract	AT	Region	England
% of FP17s for the same patient ID Re-attending within 3 months - Children	28	561	5.0%	10.2%	11.8%	12.4%
% of FP17s for the same patient ID Re-attending within 3 months - Adults	269	2,287	11.8%	15.2%	16.6%	16.7%
% of FP17s for the same patient ID Re-attending between 3 & 9 months - Children	386	561	68.8%	61.4%	60.2%	57.4%
% of FP17s for the same patient ID Re-attending between 3 & 9 months - Adults	1,620	2,287	70.8%	53.1%	52.0%	50.5%
% of FP17s for Band 1 Urgent Courses	128	2,386	5.4%	8.1%	9.4%	9.1%
% of FP17s Relating to Free Repair or Replacements	9	2,386	0.4%	0.9%	0.7%	0.8%
% of FP17s Relating to Continuations	51	2,386	2.1%	1.5%	1.2%	1.3%
% of Patients satisfied with the dentistry they have received	3	3	N/A	94.9%	93.6%	93.2%
% of Patients satisfied with the time they had to wait for an appointment	3	3	N/A	89.8%	89.1%	89.0%

* This is based on patients treated on this contract for their most recent course of treatment. Figures in italics indicate the base number of FP17s or Patient Questionnaire responses are less than 100. N/A is shown where the base number of responses is less than 10 during the period. % is calculated as Quantity/Base number*100

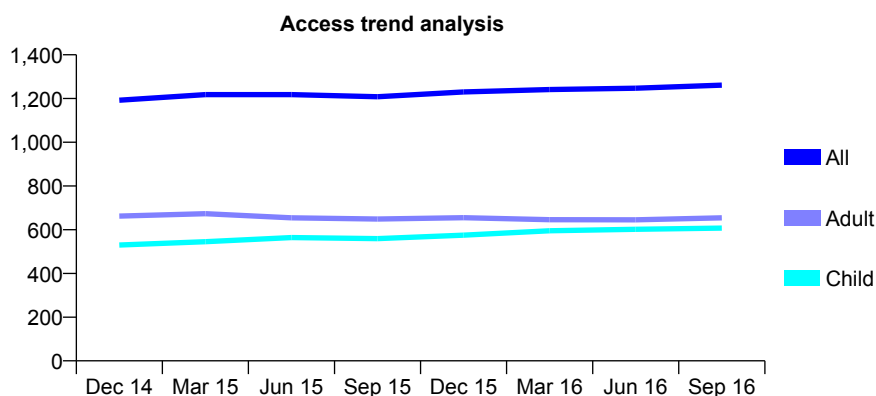
Q65 - Vital Signs At a Glance Contract Report for 180319/0001 - September 2016

Name or company name	High Street Dental Practice Ltd
Contract type name	GDS Contract
Purpose of contract	General
Contract start date	01/08/2008
Contract end date	

16/17 Contracted general activity (UDA)	4,843
Carry forward general activity (UDA)	32
16/17 Contracted orthodontic activity (UOA)	0
Carry forward orthodontic activity (UOA)	0
Baseline contract value	£105,594.31

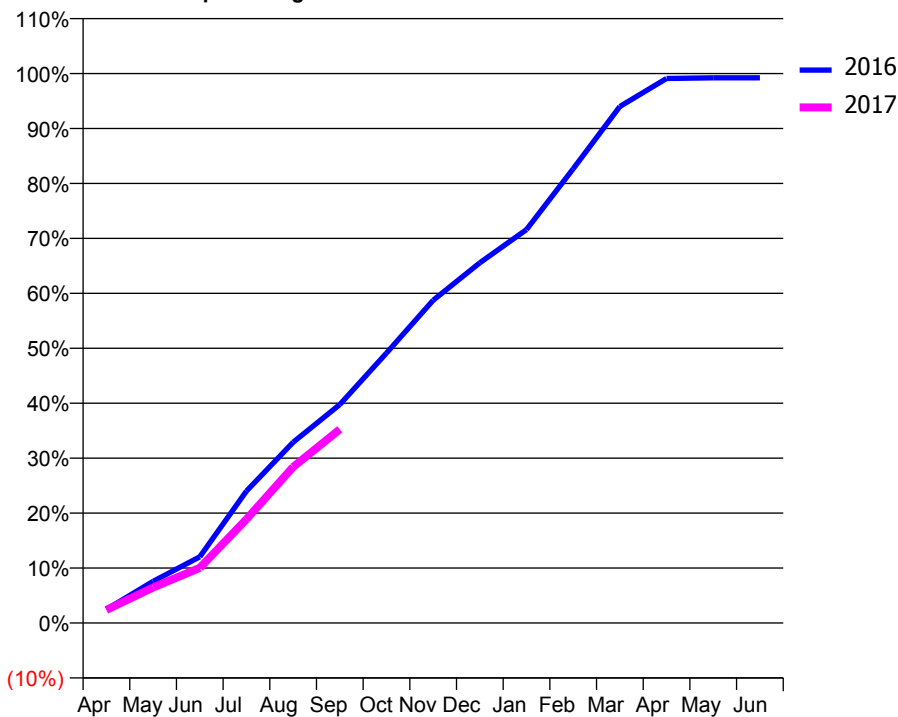
ACCESS*

Patients seen in 24 months	Total	Change since previous quarter
Quarter ending September 2015	1,208	
Quarter ending December 2015	1,230	→
Quarter ending March 2016	1,241	→
Quarter ending June 2016	1,247	→
Quarter ending September 2016	1,261	→
Variance since September 2015	4.4%	↑



ACTIVITY

Cumulative percentage of contracted UDA delivered 2016 & 2017



Adjusted Scheduled Activity (UDA)

Month	2016	2017
April	100	116
May	306	313
June	487	486
July	971	915
August	1,330	1,376
September	1,608	1,707
October	1,987	
November	2,375	
December	2,651	
January	2,895	
February	3,342	
March	3,801	
April	4,006	
May	4,011	
June	4,011	

QUALITY

	Quantity	Base Number	Contract	AT	Region	England
% of FP17s for the same patient ID Re-attending within 3 months - Children	32	416	7.7%	10.2%	11.8%	12.4%
% of FP17s for the same patient ID Re-attending within 3 months - Adults	77	398	19.3%	15.2%	16.6%	16.7%
% of FP17s for the same patient ID Re-attending between 3 & 9 months - Children	210	416	50.5%	61.4%	60.2%	57.4%
% of FP17s for the same patient ID Re-attending between 3 & 9 months - Adults	170	398	42.7%	53.1%	52.0%	50.5%
% of FP17s for Band 1 Urgent Courses	63	737	8.5%	8.1%	9.4%	9.1%
% of FP17s Relating to Free Repair or Replacements	1	737	0.1%	0.9%	0.7%	0.8%
% of FP17s Relating to Continuations	0	737	0.0%	1.5%	1.2%	1.3%
% of Patients satisfied with the dentistry they have received	1	1	N/A	94.9%	93.6%	93.2%
% of Patients satisfied with the time they had to wait for an appointment	1	1	N/A	89.8%	89.1%	89.0%

* This is based on patients treated on this contract for their most recent course of treatment. Figures in italics indicate the base number of FP17s or Patient Questionnaire responses are less than 100. N/A is shown where the base number of responses is less than 10 during the period. % is calculated as Quantity/Base number*100

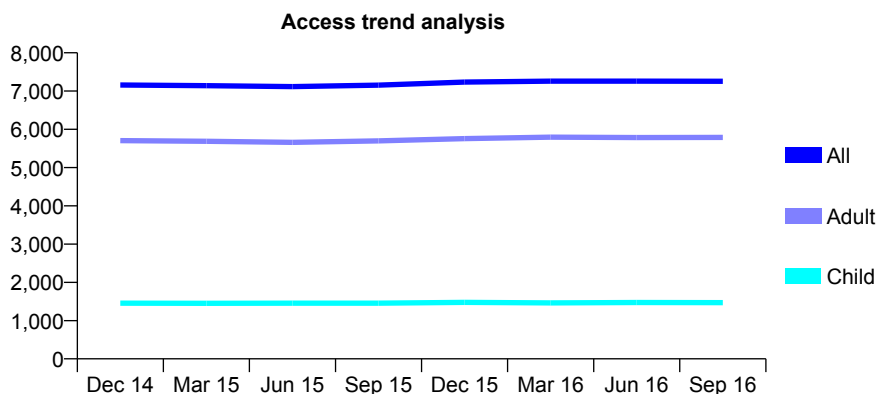
Q65 - Vital Signs At a Glance Contract Report for 181773/0001 - September 2016

Name or company name	Frampton Dental Practice
Contract type name	GDS Contract
Purpose of contract	General
Contract start date	06/01/2012
Contract end date	

16/17 Contracted general activity (UDA)	16,609
Carry forward general activity (UDA)	-247
16/17 Contracted orthodontic activity (UOA)	0
Carry forward orthodontic activity (UOA)	0
Baseline contract value	£332,953.82

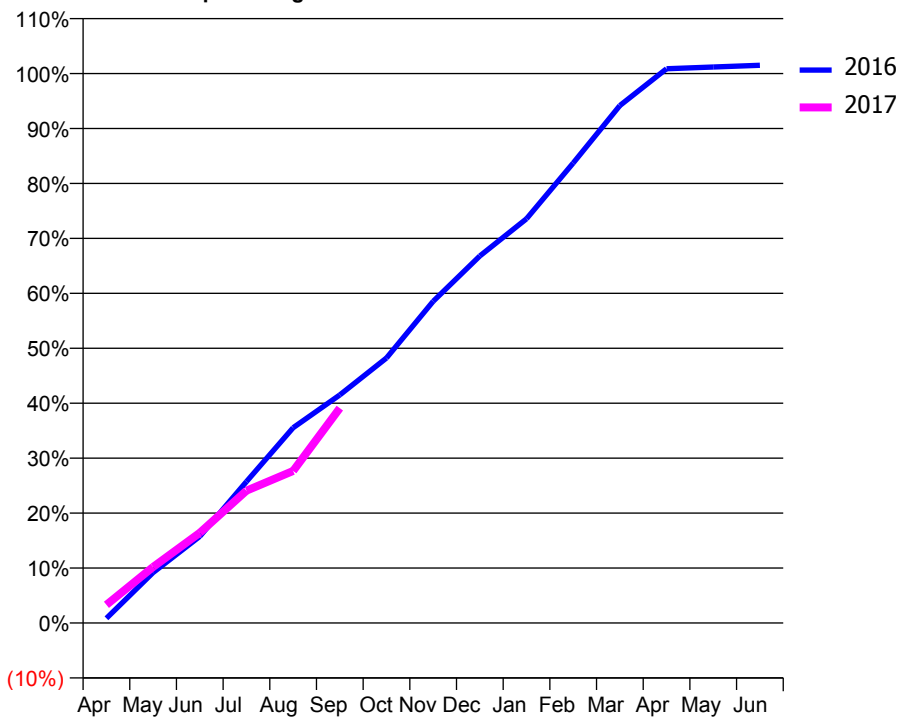
ACCESS*

Patients seen in 24 months	Total	Change since previous quarter
Quarter ending September 2015	7,154	
Quarter ending December 2015	7,234	→
Quarter ending March 2016	7,259	→
Quarter ending June 2016	7,260	→
Quarter ending September 2016	7,257	→
Variance since September 2015	1.4%	→



ACTIVITY

Cumulative percentage of contracted UDA delivered 2016 & 2017



Month	Adjusted Scheduled Activity (UDA)	
	2016	2017
April	145	551
May	1,524	1,693
June	2,617	2,728
July	4,275	4,000
August	5,904	4,598
September	6,894	6,493
October	8,010	
November	9,724	
December	11,095	
January	12,220	
February	13,903	
March	15,640	
April	16,752	
May	16,806	
June	16,856	

QUALITY

	Quantity	Base Number	Contract	AT	Region	England
% of FP17s for the same patient ID Re-attending within 3 months - Children	80	974	8.2%	10.2%	11.8%	12.4%
% of FP17s for the same patient ID Re-attending within 3 months - Adults	557	3,405	16.4%	15.2%	16.6%	16.7%
% of FP17s for the same patient ID Re-attending between 3 & 9 months - Children	546	974	56.1%	61.4%	60.2%	57.4%
% of FP17s for the same patient ID Re-attending between 3 & 9 months - Adults	1,568	3,405	46.0%	53.1%	52.0%	50.5%
% of FP17s for Band 1 Urgent Courses	489	3,735	13.1%	8.1%	9.4%	9.1%
% of FP17s Relating to Free Repair or Replacements	53	3,735	1.4%	0.9%	0.7%	0.8%
% of FP17s Relating to Continuations	27	3,735	0.7%	1.5%	1.2%	1.3%
% of Patients satisfied with the dentistry they have received	12	12	100.0%	94.9%	93.6%	93.2%
% of Patients satisfied with the time they had to wait for an appointment	12	12	100.0%	89.8%	89.1%	89.0%

* This is based on patients treated on this contract for their most recent course of treatment. Figures in italics indicate the base number of FP17s or Patient Questionnaire responses are less than 100. N/A is shown where the base number of responses is less than 10 during the period. % is calculated as Quantity/Base number*100

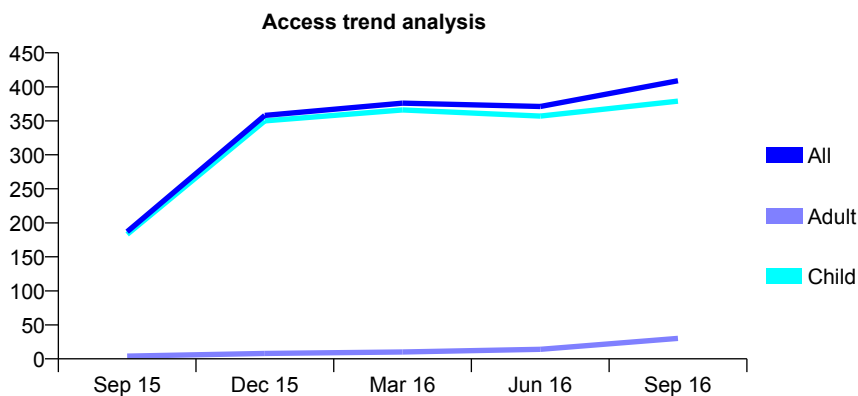
Q65 - Vital Signs At a Glance Contract Report for 183644/0001 - September 2016

Name or company name	Frome Dental Surgery Limited
Contract type name	GDS Contract
Purpose of contract	General
Contract start date	16/03/2015
Contract end date	

16/17 Contracted general activity (UDA)	1,630
Carry forward general activity (UDA)	0
16/17 Contracted orthodontic activity (UOA)	0
Carry forward orthodontic activity (UOA)	0
Baseline contract value	£38,780.24

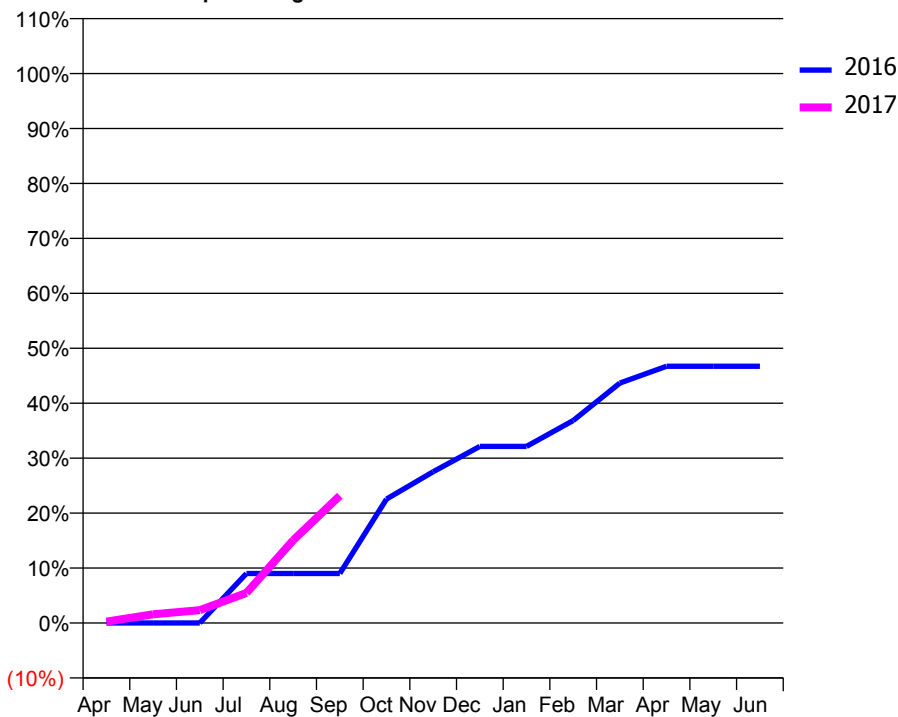
ACCESS*

Patients seen in 24 months	Total	Change since previous quarter
Quarter ending September 2015	187	
Quarter ending December 2015	358	↑
Quarter ending March 2016	376	↑
Quarter ending June 2016	371	↓
Quarter ending September 2016	409	↑
Variance since September 2015	118.7%	↑



ACTIVITY

Cumulative percentage of contracted UDA delivered 2016 & 2017



Month	Adjusted Scheduled Activity (UDA)	
	2016	2017
April	0	4
May	0	26
June	0	38
July	147	89
August	147	245
September	147	378
October	368	
November	449	
December	524	
January	524	
February	601	
March	712	
April	762	
May	762	
June	762	

QUALITY

	Quantity	Base Number	Contract	AT	Region	England
% of FP17s for the same patient ID Re-attending within 3 months - Children	16	354	4.5%	10.2%	11.8%	12.4%
% of FP17s for the same patient ID Re-attending within 3 months - Adults	0	3	0.0%	15.2%	16.6%	16.7%
% of FP17s for the same patient ID Re-attending between 3 & 9 months - Children	199	354	56.2%	61.4%	60.2%	57.4%
% of FP17s for the same patient ID Re-attending between 3 & 9 months - Adults	0	3	0.0%	53.1%	52.0%	50.5%
% of FP17s for Band 1 Urgent Courses	4	332	1.2%	8.1%	9.4%	9.1%
% of FP17s Relating to Free Repair or Replacements	0	332	0.0%	0.9%	0.7%	0.8%
% of FP17s Relating to Continuations	3	332	0.9%	1.5%	1.2%	1.3%
% of Patients satisfied with the dentistry they have received	0	0	N/A	94.9%	93.6%	93.2%
% of Patients satisfied with the time they had to wait for an appointment	0	0	N/A	89.8%	89.1%	89.0%

* This is based on patients treated on this contract for their most recent course of treatment. Figures in italics indicate the base number of FP17s or Patient Questionnaire responses are less than 100. N/A is shown where the base number of responses is less than 10 during the period. % is calculated as Quantity/Base number*100

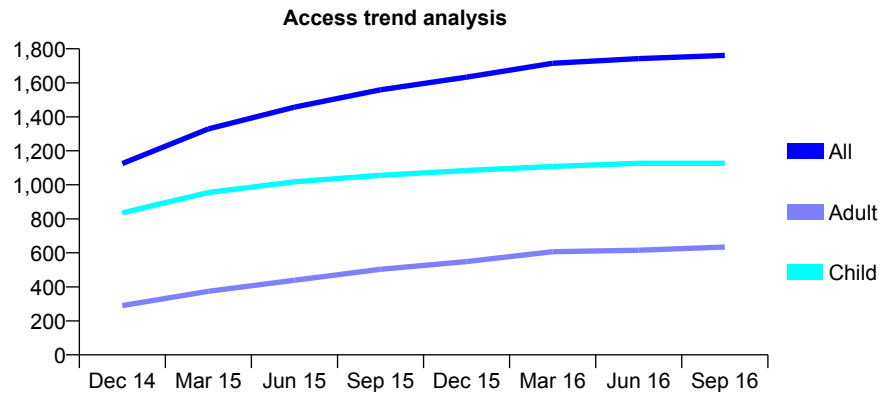
Q65 - Vital Signs At a Glance Contract Report for 183733/0001 - September 2016

Name or company name	Rock House Dental Practice
Contract type name	GDS Contract
Purpose of contract	General
Contract start date	26/02/2014
Contract end date	

16/17 Contracted general activity (UDA)	3,500
Carry forward general activity (UDA)	96
16/17 Contracted orthodontic activity (UOA)	0
Carry forward orthodontic activity (UOA)	0
Baseline contract value	£109,490.53

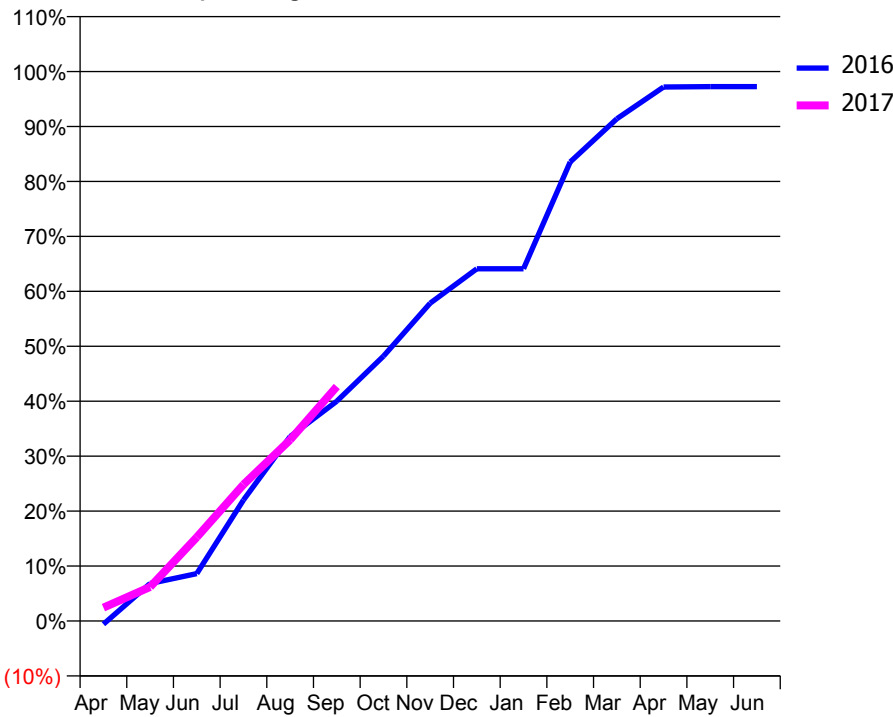
ACCESS*

Patients seen in 24 months	Total	Change since previous quarter
Quarter ending September 2015	1,559	
Quarter ending December 2015	1,633	↑
Quarter ending March 2016	1,715	↑
Quarter ending June 2016	1,742	→
Quarter ending September 2016	1,761	→
Variance since September 2015	13.0%	↑



ACTIVITY

Cumulative percentage of contracted UDA delivered 2016 & 2017



Month	Adjusted Scheduled Activity (UDA)	
	2016	2017
April	-21	85
May	239	217
June	302	534
July	771	869
August	1,175	1,154
September	1,400	1,493
October	1,687	
November	2,024	
December	2,244	
January	2,244	
February	2,924	
March	3,199	
April	3,401	
May	3,404	
June	3,404	

QUALITY

	Quantity	Base Number	Contract	AT	Region	England
% of FP17s for the same patient ID Re-attending within 3 months - Children	70	955	7.3%	10.2%	11.8%	12.4%
% of FP17s for the same patient ID Re-attending within 3 months - Adults	27	280	9.6%	15.2%	16.6%	16.7%
% of FP17s for the same patient ID Re-attending between 3 & 9 months - Children	557	955	58.3%	61.4%	60.2%	57.4%
% of FP17s for the same patient ID Re-attending between 3 & 9 months - Adults	119	280	42.5%	53.1%	52.0%	50.5%
% of FP17s for Band 1 Urgent Courses	66	1,096	6.0%	8.1%	9.4%	9.1%
% of FP17s Relating to Free Repair or Replacements	0	1,096	0.0%	0.9%	0.7%	0.8%
% of FP17s Relating to Continuations	1	1,096	0.1%	1.5%	1.2%	1.3%
% of Patients satisfied with the dentistry they have received	17	17	100.0%	94.9%	93.6%	93.2%
% of Patients satisfied with the time they had to wait for an appointment	15	17	88.2%	89.8%	89.1%	89.0%

* This is based on patients treated on this contract for their most recent course of treatment. Figures in italics indicate the base number of FP17s or Patient Questionnaire responses are less than 100. N/A is shown where the base number of responses is less than 10 during the period. % is calculated as Quantity/Base number*100

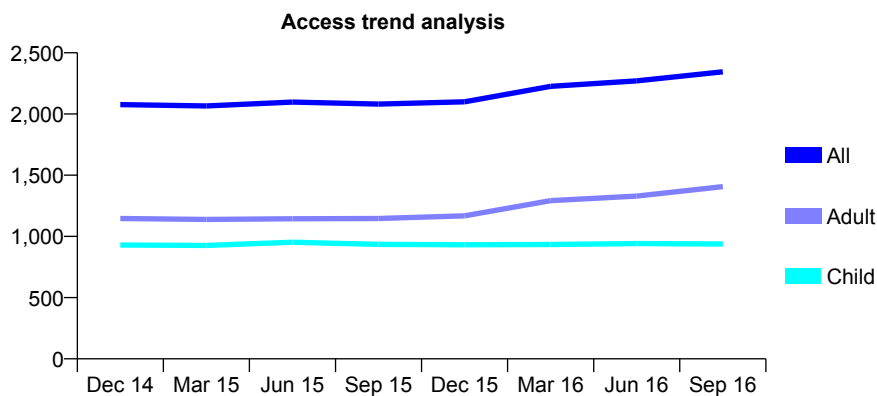
Q65 - Vital Signs At a Glance Contract Report for 183849/0001 - September 2016

Name or company name	Kings Road Dental Practice
Contract type name	GDS Contract
Purpose of contract	General
Contract start date	01/03/2011
Contract end date	

16/17 Contracted general activity (UDA)	9,580
Carry forward general activity (UDA)	0
16/17 Contracted orthodontic activity (UOA)	0
Carry forward orthodontic activity (UOA)	0
Baseline contract value	£242,944.61

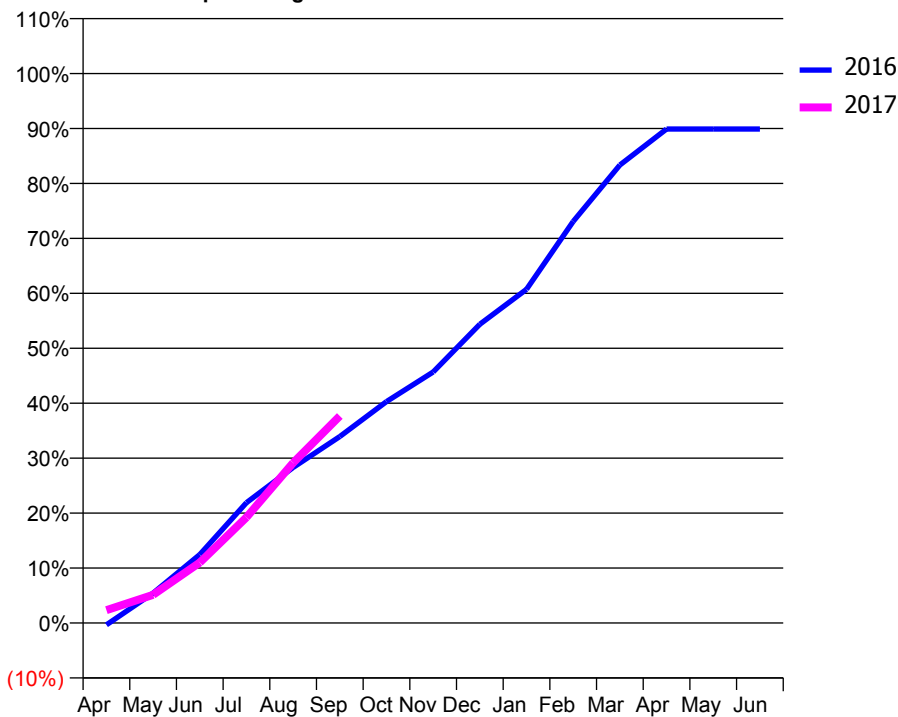
ACCESS*

Patients seen in 24 months	Total	Change since previous quarter
Quarter ending September 2015	2,081	
Quarter ending December 2015	2,100	→
Quarter ending March 2016	2,226	↑
Quarter ending June 2016	2,271	↑
Quarter ending September 2016	2,345	↑
Variance since September 2015	12.7%	↑



ACTIVITY

Cumulative percentage of contracted UDA delivered 2016 & 2017



Month	Adjusted Scheduled Activity (UDA)	
	2016	2017
April	-27	224
May	419	493
June	961	1,055
July	1,688	1,843
August	2,181	2,793
September	2,615	3,609
October	3,105	
November	3,521	
December	4,189	
January	4,678	
February	5,631	
March	6,423	
April	6,927	
May	6,927	
June	6,927	

QUALITY

	Quantity	Base Number	Contract	AT	Region	England
% of FP17s for the same patient ID Re-attending within 3 months - Children	66	751	8.8%	10.2%	11.8%	12.4%
% of FP17s for the same patient ID Re-attending within 3 months - Adults	165	1,015	16.3%	15.2%	16.6%	16.7%
% of FP17s for the same patient ID Re-attending between 3 & 9 months - Children	430	751	57.3%	61.4%	60.2%	57.4%
% of FP17s for the same patient ID Re-attending between 3 & 9 months - Adults	457	1,015	45.0%	53.1%	52.0%	50.5%
% of FP17s for Band 1 Urgent Courses	130	1,607	8.1%	8.1%	9.4%	9.1%
% of FP17s Relating to Free Repair or Replacements	5	1,607	0.3%	0.9%	0.7%	0.8%
% of FP17s Relating to Continuations	3	1,607	0.2%	1.5%	1.2%	1.3%
% of Patients satisfied with the dentistry they have received	1	2	N/A	94.9%	93.6%	93.2%
% of Patients satisfied with the time they had to wait for an appointment	2	2	N/A	89.8%	89.1%	89.0%

* This is based on patients treated on this contract for their most recent course of treatment. Figures in italics indicate the base number of FP17s or Patient Questionnaire responses are less than 100. N/A is shown where the base number of responses is less than 10 during the period. % is calculated as Quantity/Base number*100

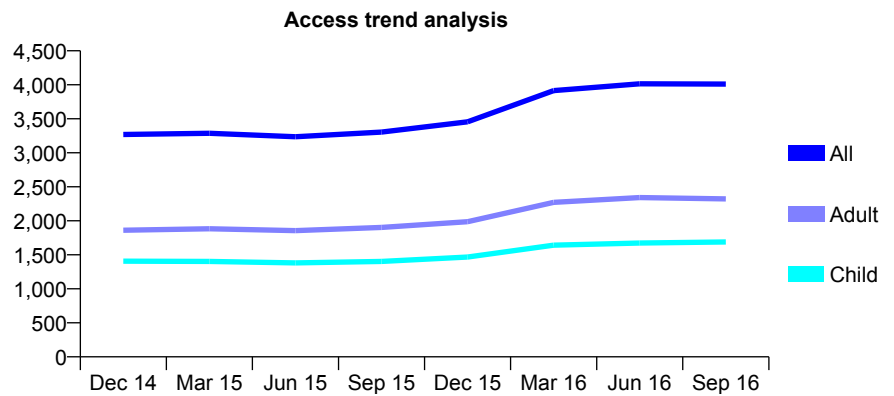
Q65 - Vital Signs At a Glance Contract Report for 185086/0001 - September 2016

Name or company name	The New Chestnuts Dental Practice
Contract type name	GDS Contract
Purpose of contract	General
Contract start date	01/04/2006
Contract end date	

16/17 Contracted general activity (UDA)	9,148
Carry forward general activity (UDA)	229
16/17 Contracted orthodontic activity (UOA)	0
Carry forward orthodontic activity (UOA)	0
Baseline contract value	£200,665.39

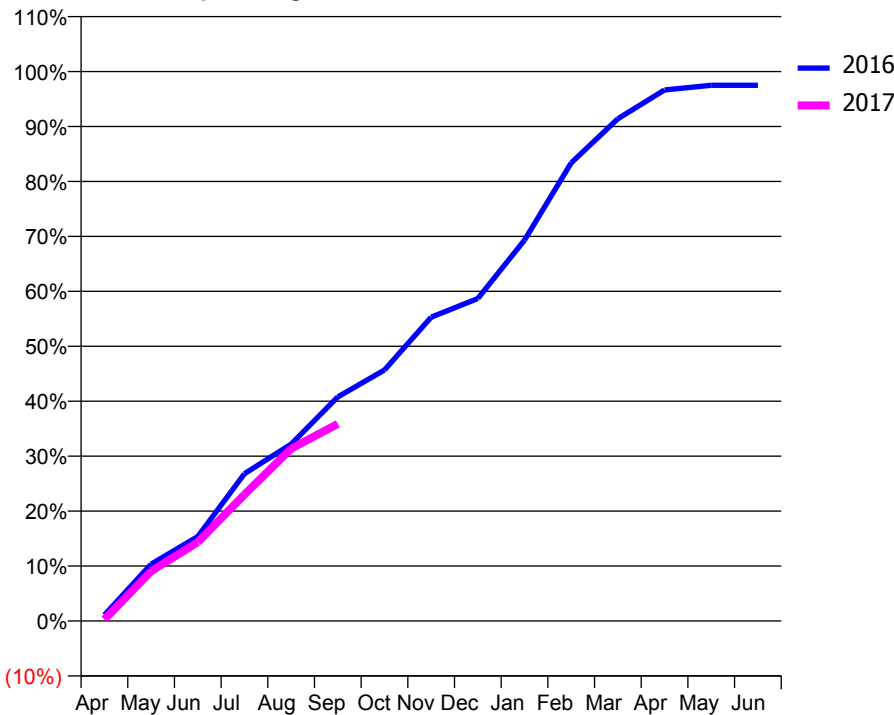
ACCESS*

Patients seen in 24 months	Total	Change since previous quarter
Quarter ending September 2015	3,305	
Quarter ending December 2015	3,455	↑
Quarter ending March 2016	3,914	↑
Quarter ending June 2016	4,015	↑
Quarter ending September 2016	4,011	→
Variance since September 2015	21.4%	↑



ACTIVITY

Cumulative percentage of contracted UDA delivered 2016 & 2017



Month	Adjusted Scheduled Activity (UDA)	
	2016	2017
April	102	25
May	947	830
June	1,407	1,312
July	2,453	2,105
August	2,945	2,870
September	3,731	3,283
October	4,180	
November	5,058	
December	5,369	
January	6,342	
February	7,626	
March	8,361	
April	8,841	
May	8,919	
June	8,919	

QUALITY

	Quantity	Base Number	Contract	AT	Region	England
% of FP17s for the same patient ID Re-attending within 3 months - Children	148	1,699	8.7%	10.2%	11.8%	12.4%
% of FP17s for the same patient ID Re-attending within 3 months - Adults	288	2,284	12.6%	15.2%	16.6%	16.7%
% of FP17s for the same patient ID Re-attending between 3 & 9 months - Children	956	1,699	56.3%	61.4%	60.2%	57.4%
% of FP17s for the same patient ID Re-attending between 3 & 9 months - Adults	1,233	2,284	54.0%	53.1%	52.0%	50.5%
% of FP17s for Band 1 Urgent Courses	121	2,216	5.5%	8.1%	9.4%	9.1%
% of FP17s Relating to Free Repair or Replacements	7	2,216	0.3%	0.9%	0.7%	0.8%
% of FP17s Relating to Continuations	17	2,216	0.8%	1.5%	1.2%	1.3%
% of Patients satisfied with the dentistry they have received	3	3	N/A	94.9%	93.6%	93.2%
% of Patients satisfied with the time they had to wait for an appointment	3	3	N/A	89.8%	89.1%	89.0%

* This is based on patients treated on this contract for their most recent course of treatment. Figures in italics indicate the base number of FP17s or Patient Questionnaire responses are less than 100. N/A is shown where the base number of responses is less than 10 during the period. % is calculated as Quantity/Base number*100

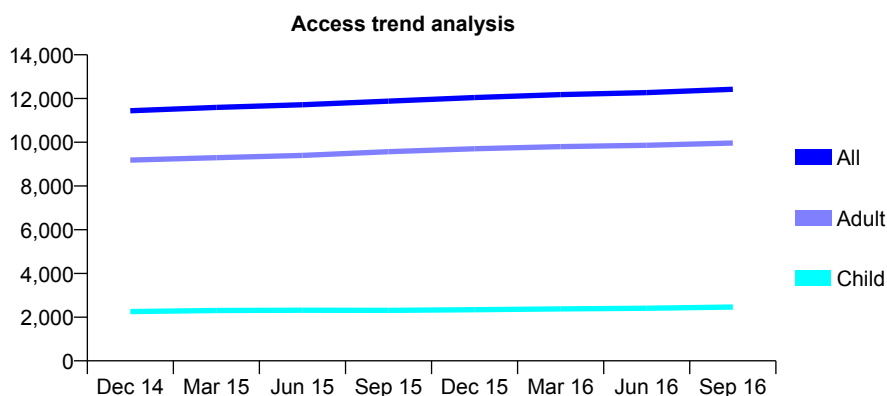
Q65 - Vital Signs At a Glance Contract Report for 186619/0001 - September 2016

Name or company name	Nigel Reynolds Limited
Contract type name	GDS Contract
Purpose of contract	General
Contract start date	01/06/2008
Contract end date	

16/17 Contracted general activity (UDA)	34,077
Carry forward general activity (UDA)	0
16/17 Contracted orthodontic activity (UOA)	0
Carry forward orthodontic activity (UOA)	0
Baseline contract value	£766,245.82

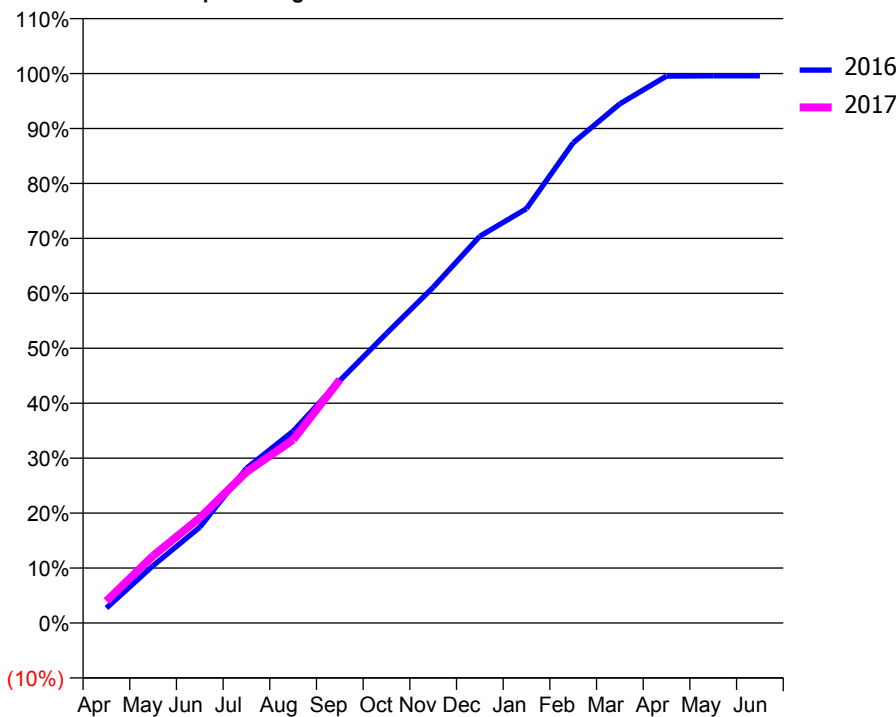
ACCESS*

Patients seen in 24 months	Total	Change since previous quarter
Quarter ending September 2015	11,882	
Quarter ending December 2015	12,045	→
Quarter ending March 2016	12,177	→
Quarter ending June 2016	12,268	→
Quarter ending September 2016	12,425	→
Variance since September 2015	4.6%	↑



ACTIVITY

Cumulative percentage of contracted UDA delivered 2016 & 2017



Month	Adjusted Scheduled Activity (UDA)	
	2016	2017
April	934	1,362
May	3,558	4,171
June	5,941	6,522
July	9,600	9,366
August	11,894	11,365
September	15,026	15,088
October	17,955	
November	20,817	
December	23,989	
January	25,694	
February	29,779	
March	32,200	
April	33,918	
May	33,936	
June	33,934	

QUALITY

	Quantity	Base Number	Contract	AT	Region	England
% of FP17s for the same patient ID Re-attending within 3 months - Children	154	2,104	7.3%	10.2%	11.8%	12.4%
% of FP17s for the same patient ID Re-attending within 3 months - Adults	964	7,709	12.5%	15.2%	16.6%	16.7%
% of FP17s for the same patient ID Re-attending between 3 & 9 months - Children	1,365	2,104	64.9%	61.4%	60.2%	57.4%
% of FP17s for the same patient ID Re-attending between 3 & 9 months - Adults	5,010	7,709	65.0%	53.1%	52.0%	50.5%
% of FP17s for Band 1 Urgent Courses	641	8,871	7.2%	8.1%	9.4%	9.1%
% of FP17s Relating to Free Repair or Replacements	45	8,871	0.5%	0.9%	0.7%	0.8%
% of FP17s Relating to Continuations	65	8,871	0.7%	1.5%	1.2%	1.3%
% of Patients satisfied with the dentistry they have received	17	17	100.0%	94.9%	93.6%	93.2%
% of Patients satisfied with the time they had to wait for an appointment	16	17	94.1%	89.8%	89.1%	89.0%

* This is based on patients treated on this contract for their most recent course of treatment. Figures in italics indicate the base number of FP17s or Patient Questionnaire responses are less than 100. N/A is shown where the base number of responses is less than 10 during the period. % is calculated as Quantity/Base number*100

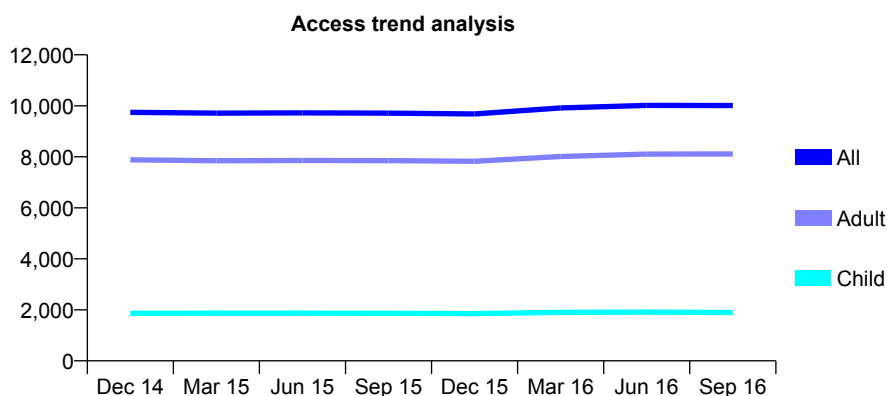
Q65 - Vital Signs At a Glance Contract Report for 186716/0001 - September 2016

Name or company name	Parkfield Dental Surgery Ltd
Contract type name	GDS Contract
Purpose of contract	General and Orthodontic
Contract start date	01/04/2007
Contract end date	

16/17 Contracted general activity (UDA)	29,027
Carry forward general activity (UDA)	0
16/17 Contracted orthodontic activity (UOA)	260
Carry forward orthodontic activity (UOA)	0
Baseline contract value	£702,878.57

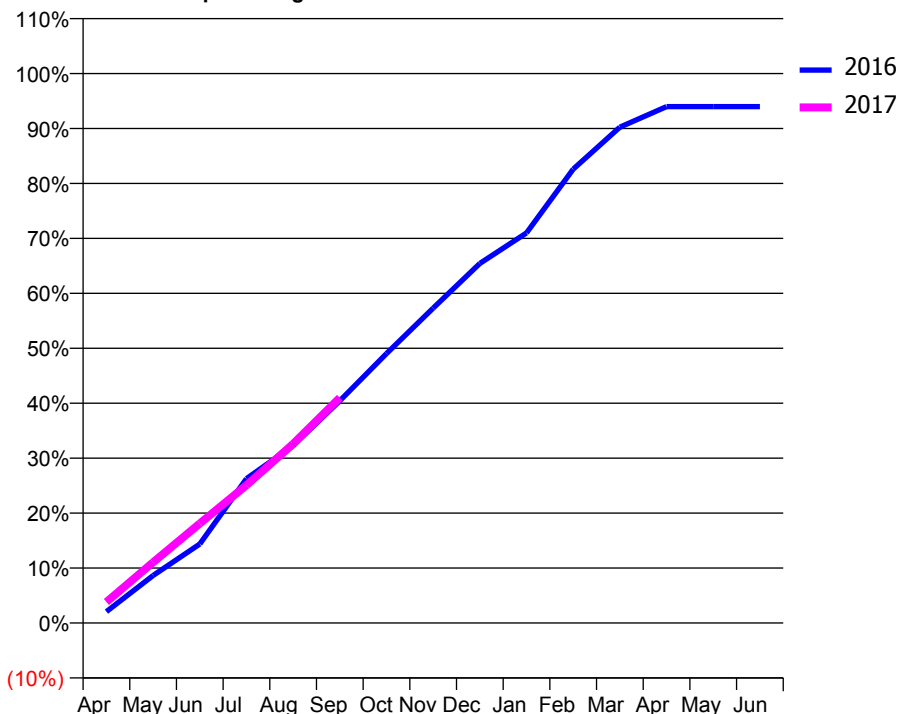
ACCESS*

Patients seen in 24 months	Total	Change since previous quarter
Quarter ending September 2015	9,715	
Quarter ending December 2015	9,679	→
Quarter ending March 2016	9,914	↑
Quarter ending June 2016	10,018	→
Quarter ending September 2016	10,011	→
Variance since September 2015	3.0%	↑



ACTIVITY

Cumulative percentage of contracted UDA delivered 2016 & 2017



Month	Adjusted Scheduled Activity (UDA)	
	2016	2017
April	600	1,109
May	2,514	3,206
June	4,176	5,260
July	7,625	7,283
August	9,370	9,466
September	11,742	11,900
October	14,232	
November	16,631	
December	18,993	
January	20,610	
February	23,971	
March	26,195	
April	27,279	
May	27,278	
June	27,280	

QUALITY

	Quantity	Base Number	Contract	AT	Region	England
% of FP17s for the same patient ID Re-attending within 3 months - Children	95	1,425	6.7%	10.2%	11.8%	12.4%
% of FP17s for the same patient ID Re-attending within 3 months - Adults	937	5,664	16.5%	15.2%	16.6%	16.7%
% of FP17s for the same patient ID Re-attending between 3 & 9 months - Children	892	1,425	62.6%	61.4%	60.2%	57.4%
% of FP17s for the same patient ID Re-attending between 3 & 9 months - Adults	2,454	5,664	43.3%	53.1%	52.0%	50.5%
% of FP17s for Band 1 Urgent Courses	479	5,862	8.2%	8.1%	9.4%	9.1%
% of FP17s Relating to Free Repair or Replacements	49	5,862	0.8%	0.9%	0.7%	0.8%
% of FP17s Relating to Continuations	69	5,862	1.2%	1.5%	1.2%	1.3%
% of Patients satisfied with the dentistry they have received	11	11	100.0%	94.9%	93.6%	93.2%
% of Patients satisfied with the time they had to wait for an appointment	10	11	90.9%	89.8%	89.1%	89.0%

* This is based on patients treated on this contract for their most recent course of treatment. Figures in italics indicate the base number of FP17s or Patient Questionnaire responses are less than 100. N/A is shown where the base number of responses is less than 10 during the period. % is calculated as Quantity/Base number*100

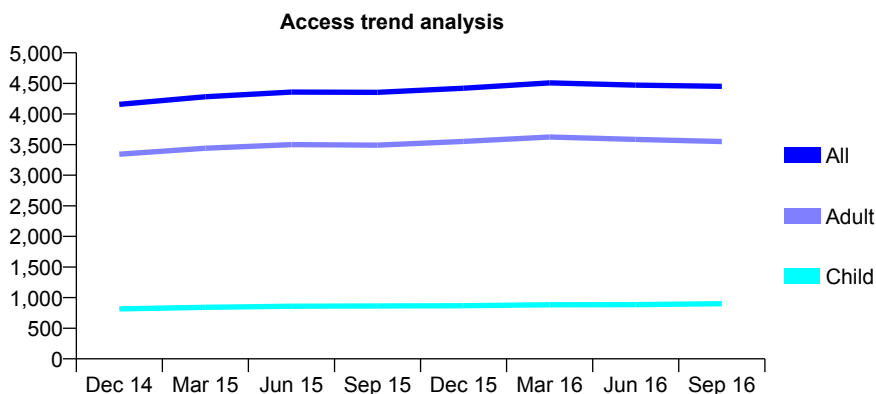
Q65 - Vital Signs At a Glance Contract Report for 186716/0003 - September 2016

Name or company name	Parkfield Dental Surgery Ltd
Contract type name	GDS Contract
Purpose of contract	General
Contract start date	01/03/2010
Contract end date	

16/17 Contracted general activity (UDA)	14,550
Carry forward general activity (UDA)	0
16/17 Contracted orthodontic activity (UOA)	0
Carry forward orthodontic activity (UOA)	0
Baseline contract value	£330,125.59

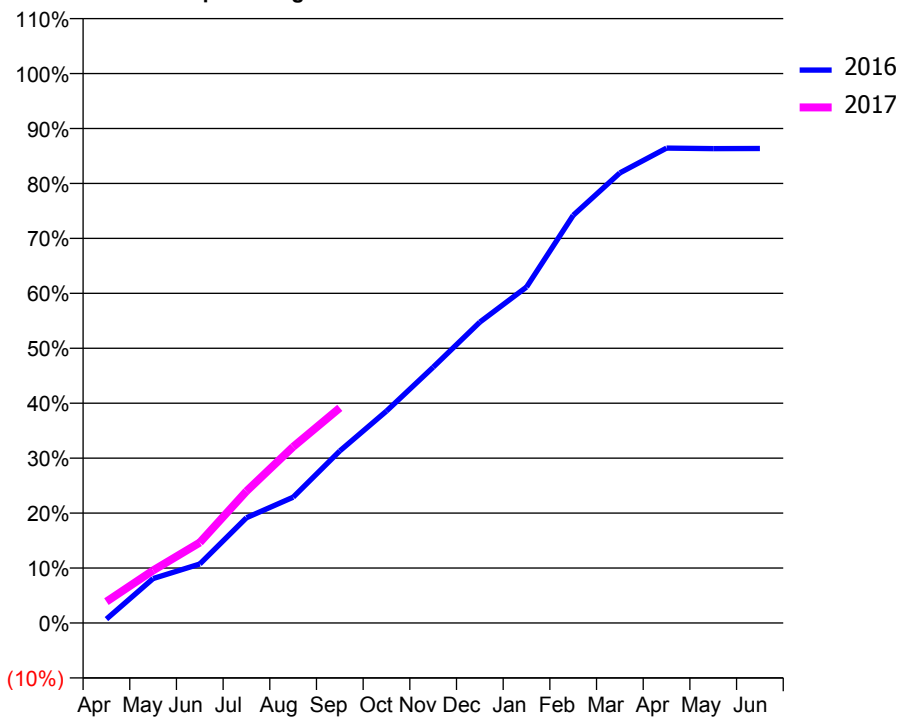
ACCESS*

Patients seen in 24 months	Total	Change since previous quarter
Quarter ending September 2015	4,354	
Quarter ending December 2015	4,421	→
Quarter ending March 2016	4,508	→
Quarter ending June 2016	4,471	→
Quarter ending September 2016	4,451	→
Variance since September 2015	2.2%	↑



ACTIVITY

Cumulative percentage of contracted UDA delivered 2016 & 2017



Month	Adjusted Scheduled Activity (UDA)	
	2016	2017
April	106	566
May	1,177	1,392
June	1,563	2,131
July	2,786	3,490
August	3,330	4,667
September	4,557	5,698
October	5,611	
November	6,774	
December	7,967	
January	8,896	
February	10,797	
March	11,917	
April	12,575	
May	12,559	
June	12,564	

QUALITY

	Quantity	Base Number	Contract	AT	Region	England
% of FP17s for the same patient ID Re-attending within 3 months - Children	68	591	11.5%	10.2%	11.8%	12.4%
% of FP17s for the same patient ID Re-attending within 3 months - Adults	319	2,279	14.0%	15.2%	16.6%	16.7%
% of FP17s for the same patient ID Re-attending between 3 & 9 months - Children	322	591	54.5%	61.4%	60.2%	57.4%
% of FP17s for the same patient ID Re-attending between 3 & 9 months - Adults	1,404	2,279	61.6%	53.1%	52.0%	50.5%
% of FP17s for Band 1 Urgent Courses	240	2,674	9.0%	8.1%	9.4%	9.1%
% of FP17s Relating to Free Repair or Replacements	36	2,674	1.3%	0.9%	0.7%	0.8%
% of FP17s Relating to Continuations	41	2,674	1.5%	1.5%	1.2%	1.3%
% of Patients satisfied with the dentistry they have received	6	6	N/A	94.9%	93.6%	93.2%
% of Patients satisfied with the time they had to wait for an appointment	4	6	N/A	89.8%	89.1%	89.0%

* This is based on patients treated on this contract for their most recent course of treatment. Figures in italics indicate the base number of FP17s or Patient Questionnaire responses are less than 100. N/A is shown where the base number of responses is less than 10 during the period. % is calculated as Quantity/Base number*100

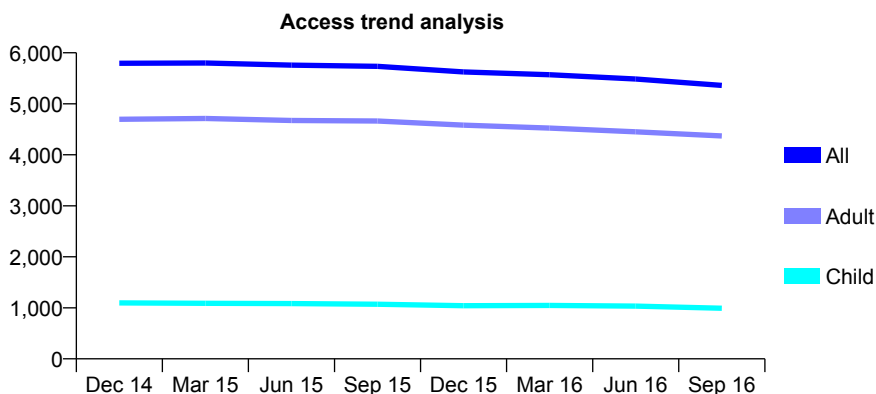
Q65 - Vital Signs At a Glance Contract Report for 186716/0004 - September 2016

Name or company name	Parkfield Dental Surgery Ltd
Contract type name	GDS Contract
Purpose of contract	General
Contract start date	09/05/2011
Contract end date	

16/17 Contracted general activity (UDA)	18,000
Carry forward general activity (UDA)	0
16/17 Contracted orthodontic activity (UOA)	0
Carry forward orthodontic activity (UOA)	0
Baseline contract value	£477,647.93

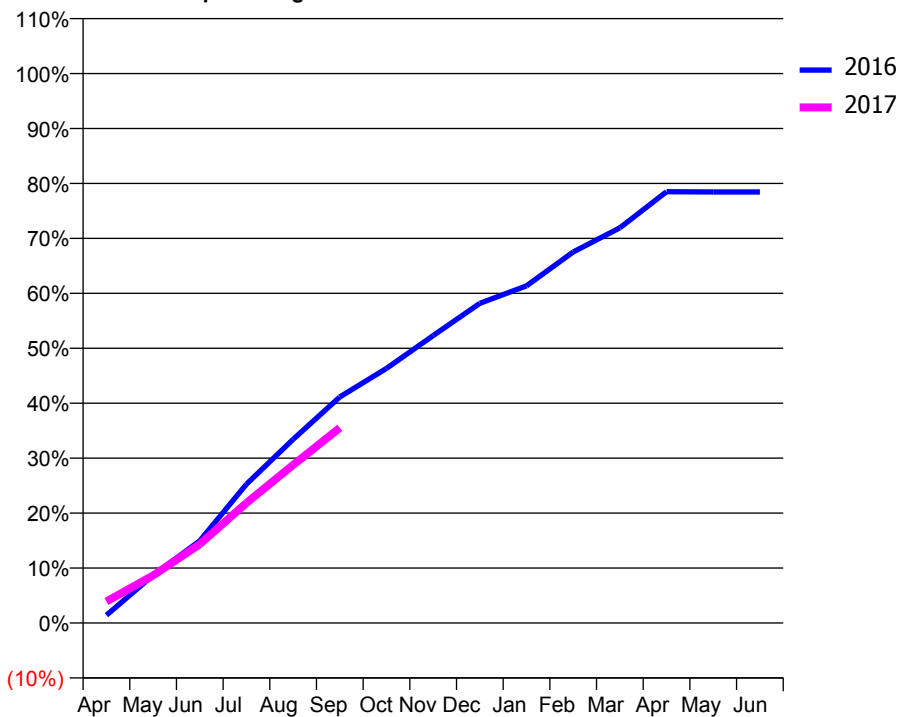
ACCESS*

Patients seen in 24 months	Total	Change since previous quarter
Quarter ending September 2015	5,735	
Quarter ending December 2015	5,626	↓
Quarter ending March 2016	5,571	→
Quarter ending June 2016	5,486	↓
Quarter ending September 2016	5,362	↓
Variance since September 2015	(6.5%)	↓



ACTIVITY

Cumulative percentage of contracted UDA delivered 2016 & 2017



Adjusted Scheduled Activity (UDA)

Month	2016	2017
April	254	704
May	1,568	1,555
June	2,693	2,584
July	4,550	3,932
August	6,018	5,177
September	7,407	6,393
October	8,340	
November	9,415	
December	10,473	
January	11,045	
February	12,154	
March	12,943	
April	14,128	
May	14,121	
June	14,121	

QUALITY

	Quantity	Base Number	Contract	AT	Region	England
% of FP17s for the same patient ID Re-attending within 3 months - Children	52	890	5.8%	10.2%	11.8%	12.4%
% of FP17s for the same patient ID Re-attending within 3 months - Adults	640	4,067	15.7%	15.2%	16.6%	16.7%
% of FP17s for the same patient ID Re-attending between 3 & 9 months - Children	598	890	67.2%	61.4%	60.2%	57.4%
% of FP17s for the same patient ID Re-attending between 3 & 9 months - Adults	2,477	4,067	60.9%	53.1%	52.0%	50.5%
% of FP17s for Band 1 Urgent Courses	254	3,678	6.9%	8.1%	9.4%	9.1%
% of FP17s Relating to Free Repair or Replacements	67	3,678	1.8%	0.9%	0.7%	0.8%
% of FP17s Relating to Continuations	45	3,678	1.2%	1.5%	1.2%	1.3%
% of Patients satisfied with the dentistry they have received	6	6	N/A	94.9%	93.6%	93.2%
% of Patients satisfied with the time they had to wait for an appointment	6	6	N/A	89.8%	89.1%	89.0%

* This is based on patients treated on this contract for their most recent course of treatment. Figures in italics indicate the base number of FP17s or Patient Questionnaire responses are less than 100. N/A is shown where the base number of responses is less than 10 during the period. % is calculated as Quantity/Base number*100

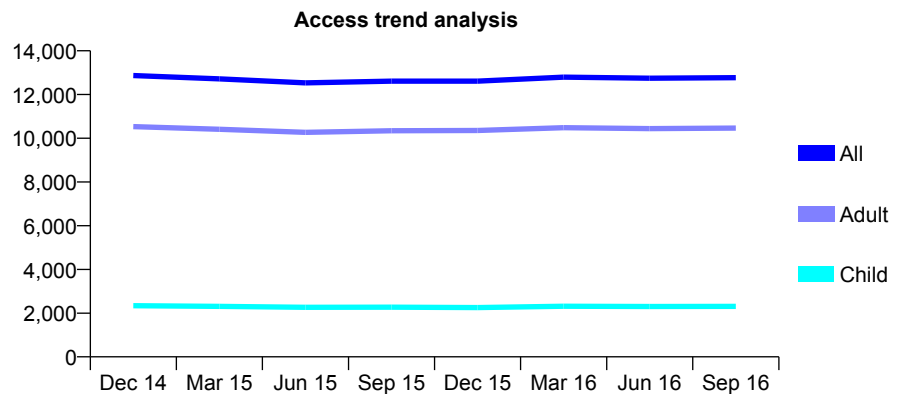
Q65 - Vital Signs At a Glance Contract Report for 187321/0001 - September 2016

Name or company name	Phoenix Dental Ltd.,
Contract type name	GDS Contract
Purpose of contract	General
Contract start date	01/05/2007
Contract end date	

16/17 Contracted general activity (UDA)	39,546
Carry forward general activity (UDA)	0
16/17 Contracted orthodontic activity (UOA)	0
Carry forward orthodontic activity (UOA)	0
Baseline contract value	£837,992.17

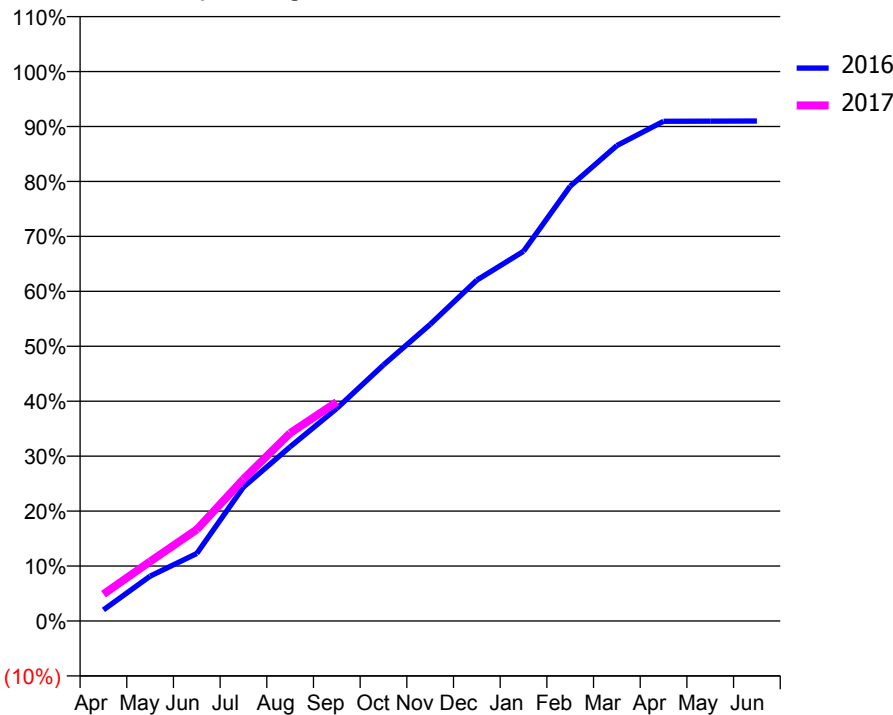
ACCESS*

Patients seen in 24 months	Total	Change since previous quarter
Quarter ending September 2015	12,615	
Quarter ending December 2015	12,614	→
Quarter ending March 2016	12,794	→
Quarter ending June 2016	12,748	→
Quarter ending September 2016	12,773	→
Variance since September 2015	1.3%	→



ACTIVITY

Cumulative percentage of contracted UDA delivered 2016 & 2017



Month	Adjusted Scheduled Activity (UDA)	
	2016	2017
April	800	1,930
May	3,233	4,289
June	4,858	6,591
July	9,636	10,219
August	12,534	13,529
September	15,306	15,766
October	18,428	
November	21,348	
December	24,538	
January	26,603	
February	31,293	
March	34,214	
April	35,964	
May	35,968	
June	35,987	

QUALITY

	Quantity	Base Number	Contract	AT	Region	England
% of FP17s for the same patient ID Re-attending within 3 months - Children	102	1,749	5.8%	10.2%	11.8%	12.4%
% of FP17s for the same patient ID Re-attending within 3 months - Adults	793	7,219	11.0%	15.2%	16.6%	16.7%
% of FP17s for the same patient ID Re-attending between 3 & 9 months - Children	973	1,749	55.6%	61.4%	60.2%	57.4%
% of FP17s for the same patient ID Re-attending between 3 & 9 months - Adults	3,742	7,219	51.8%	53.1%	52.0%	50.5%
% of FP17s for Band 1 Urgent Courses	421	8,156	5.2%	8.1%	9.4%	9.1%
% of FP17s Relating to Free Repair or Replacements	68	8,156	0.8%	0.9%	0.7%	0.8%
% of FP17s Relating to Continuations	131	8,156	1.6%	1.5%	1.2%	1.3%
% of Patients satisfied with the dentistry they have received	18	18	100.0%	94.9%	93.6%	93.2%
% of Patients satisfied with the time they had to wait for an appointment	16	18	88.9%	89.8%	89.1%	89.0%

* This is based on patients treated on this contract for their most recent course of treatment. Figures in italics indicate the base number of FP17s or Patient Questionnaire responses are less than 100. N/A is shown where the base number of responses is less than 10 during the period. % is calculated as Quantity/Base number*100

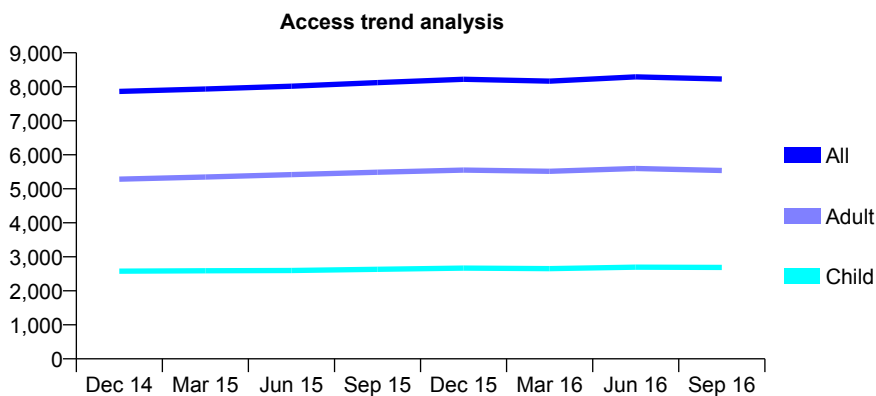
Q65 - Vital Signs At a Glance Contract Report for 187321/0002 - September 2016

Name or company name	Phoenix Dental Ltd.,
Contract type name	GDS Contract
Purpose of contract	General
Contract start date	01/04/2009
Contract end date	

16/17 Contracted general activity (UDA)	20,500
Carry forward general activity (UDA)	0
16/17 Contracted orthodontic activity (UOA)	0
Carry forward orthodontic activity (UOA)	0
Baseline contract value	£478,702.88

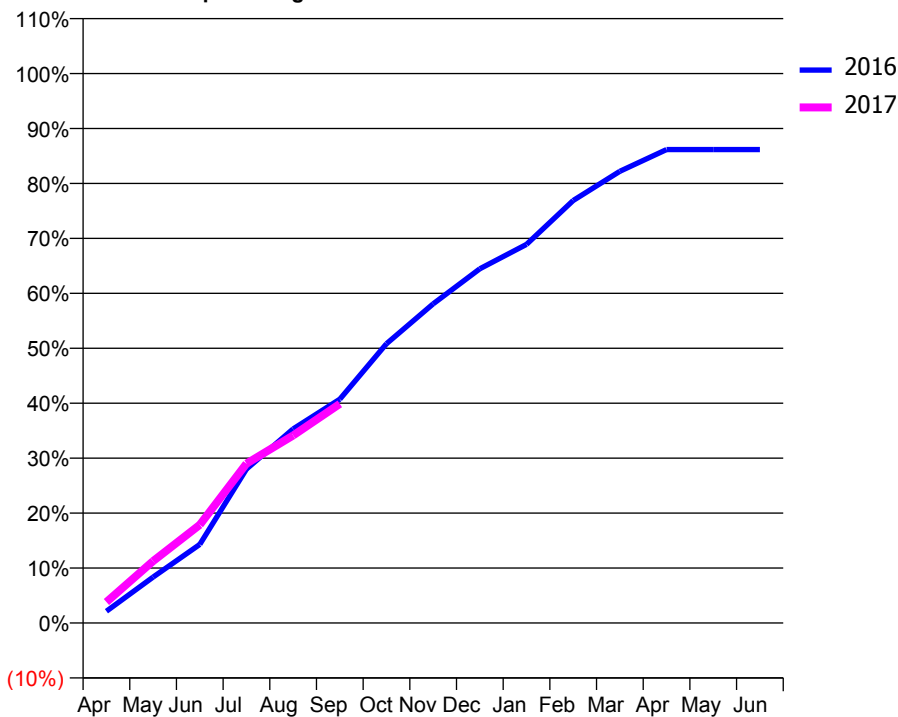
ACCESS*

Patients seen in 24 months	Total	Change since previous quarter
Quarter ending September 2015	8,122	
Quarter ending December 2015	8,220	→
Quarter ending March 2016	8,168	→
Quarter ending June 2016	8,294	→
Quarter ending September 2016	8,228	→
Variance since September 2015	1.3%	→



ACTIVITY

Cumulative percentage of contracted UDA delivered 2016 & 2017



Adjusted Scheduled Activity (UDA)

Month	2016	2017
April	438	784
May	1,712	2,309
June	2,934	3,663
July	5,746	5,947
August	7,241	6,997
September	8,348	8,177
October	10,419	
November	11,907	
December	13,213	
January	14,126	
February	15,760	
March	16,851	
April	17,663	
May	17,664	
June	17,664	

QUALITY

	Quantity	Base Number	Contract	AT	Region	England
% of FP17s for the same patient ID Re-attending within 3 months - Children	129	1,890	6.8%	10.2%	11.8%	12.4%
% of FP17s for the same patient ID Re-attending within 3 months - Adults	402	3,393	11.8%	15.2%	16.6%	16.7%
% of FP17s for the same patient ID Re-attending between 3 & 9 months - Children	1,092	1,890	57.8%	61.4%	60.2%	57.4%
% of FP17s for the same patient ID Re-attending between 3 & 9 months - Adults	1,747	3,393	51.5%	53.1%	52.0%	50.5%
% of FP17s for Band 1 Urgent Courses	214	4,482	4.8%	8.1%	9.4%	9.1%
% of FP17s Relating to Free Repair or Replacements	23	4,482	0.5%	0.9%	0.7%	0.8%
% of FP17s Relating to Continuations	107	4,482	2.4%	1.5%	1.2%	1.3%
% of Patients satisfied with the dentistry they have received	10	11	90.9%	94.9%	93.6%	93.2%
% of Patients satisfied with the time they had to wait for an appointment	10	11	90.9%	89.8%	89.1%	89.0%

* This is based on patients treated on this contract for their most recent course of treatment. Figures in italics indicate the base number of FP17s or Patient Questionnaire responses are less than 100. N/A is shown where the base number of responses is less than 10 during the period. % is calculated as Quantity/Base number*100

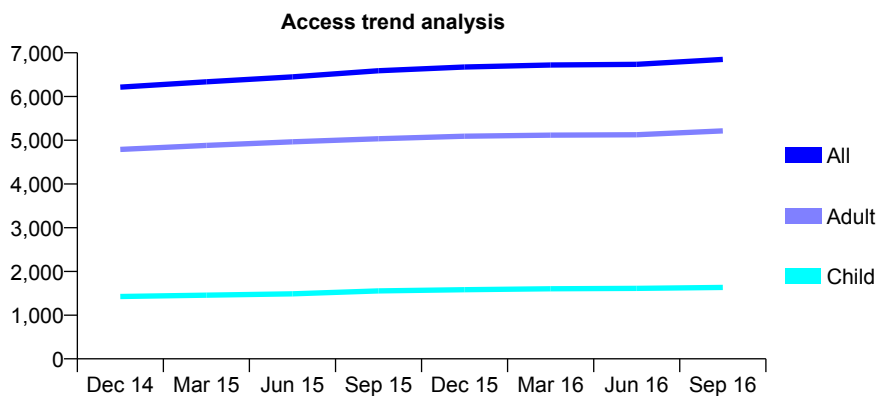
Q65 - Vital Signs At a Glance Contract Report for 187321/0003 - September 2016

Name or company name	Phoenix Dental Ltd.,
Contract type name	GDS Contract
Purpose of contract	General
Contract start date	25/10/2010
Contract end date	

16/17 Contracted general activity (UDA)	20,700
Carry forward general activity (UDA)	0
16/17 Contracted orthodontic activity (UOA)	0
Carry forward orthodontic activity (UOA)	0
Baseline contract value	£536,245.19

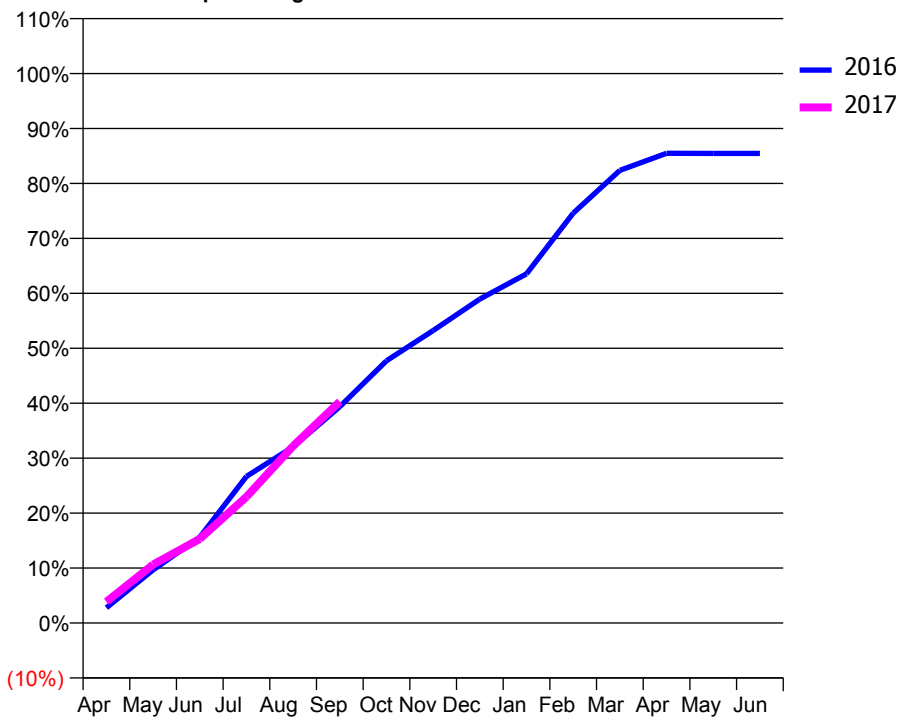
ACCESS*

Patients seen in 24 months	Total	Change since previous quarter
Quarter ending September 2015	6,589	
Quarter ending December 2015	6,674	→
Quarter ending March 2016	6,720	→
Quarter ending June 2016	6,736	→
Quarter ending September 2016	6,848	→
Variance since September 2015	3.9%	↑



ACTIVITY

Cumulative percentage of contracted UDA delivered 2016 & 2017



Month	Adjusted Scheduled Activity (UDA)	
	2016	2017
April	576	801
May	2,000	2,201
June	3,232	3,169
July	5,521	4,753
August	6,640	6,668
September	8,148	8,339
October	9,877	
November	11,019	
December	12,206	
January	13,151	
February	15,439	
March	17,052	
April	17,696	
May	17,690	
June	17,691	

QUALITY

	Quantity	Base Number	Contract	AT	Region	England
% of FP17s for the same patient ID Re-attending within 3 months - Children	71	1,180	6.0%	10.2%	11.8%	12.4%
% of FP17s for the same patient ID Re-attending within 3 months - Adults	279	3,041	9.2%	15.2%	16.6%	16.7%
% of FP17s for the same patient ID Re-attending between 3 & 9 months - Children	720	1,180	61.0%	61.4%	60.2%	57.4%
% of FP17s for the same patient ID Re-attending between 3 & 9 months - Adults	1,648	3,041	54.2%	53.1%	52.0%	50.5%
% of FP17s for Band 1 Urgent Courses	136	3,902	3.5%	8.1%	9.4%	9.1%
% of FP17s Relating to Free Repair or Replacements	36	3,902	0.9%	0.9%	0.7%	0.8%
% of FP17s Relating to Continuations	43	3,902	1.1%	1.5%	1.2%	1.3%
% of Patients satisfied with the dentistry they have received	6	6	N/A	94.9%	93.6%	93.2%
% of Patients satisfied with the time they had to wait for an appointment	4	6	N/A	89.8%	89.1%	89.0%

* This is based on patients treated on this contract for their most recent course of treatment. Figures in italics indicate the base number of FP17s or Patient Questionnaire responses are less than 100. N/A is shown where the base number of responses is less than 10 during the period. % is calculated as Quantity/Base number*100

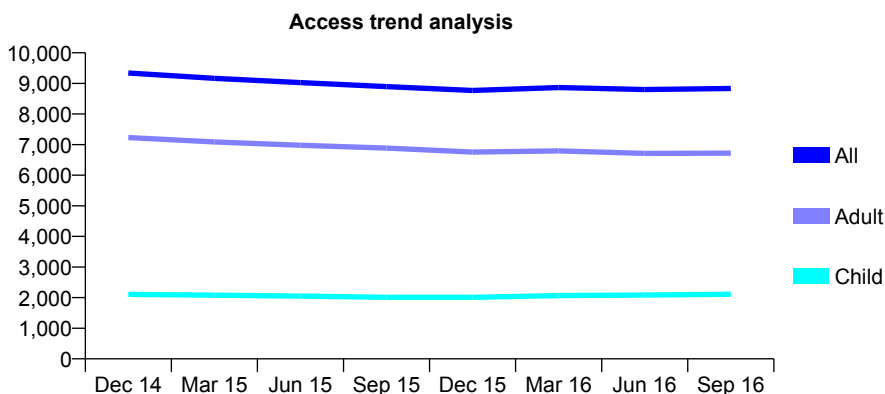
Q65 - Vital Signs At a Glance Contract Report for 190195/0007 - September 2016

Name or company name	Xeon Smiles UK Ltd
Contract type name	GDS Contract
Purpose of contract	General
Contract start date	01/11/2010
Contract end date	

16/17 Contracted general activity (UDA)	31,772
Carry forward general activity (UDA)	180
16/17 Contracted orthodontic activity (UOA)	0
Carry forward orthodontic activity (UOA)	0
Baseline contract value	£795,830.75

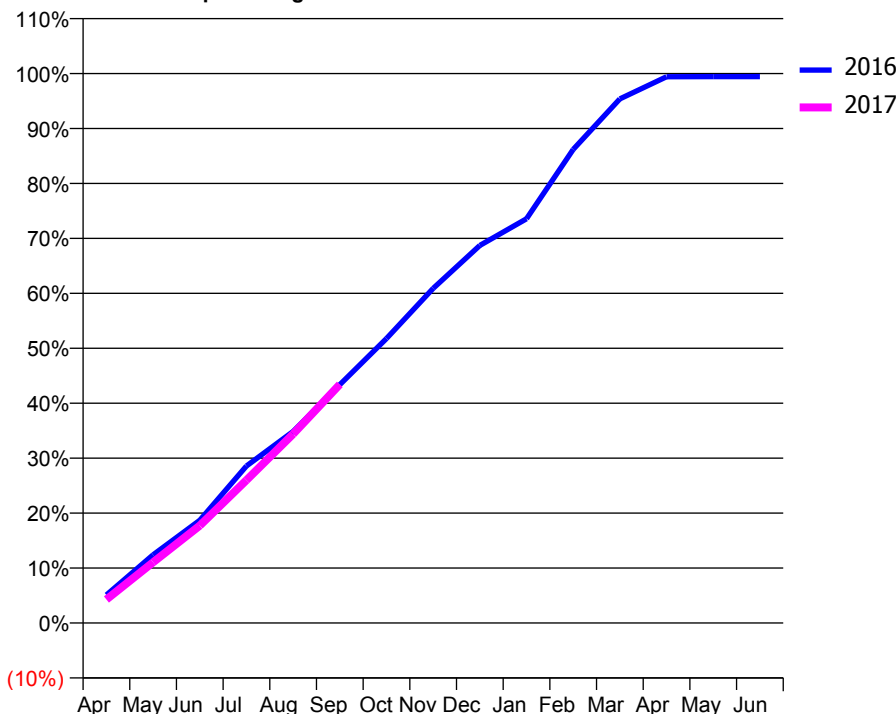
ACCESS*

Patients seen in 24 months	Total	Change since previous quarter
Quarter ending September 2015	8,897	
Quarter ending December 2015	8,768	↓
Quarter ending March 2016	8,866	→
Quarter ending June 2016	8,800	→
Quarter ending September 2016	8,834	→
Variance since September 2015	(0.7%)	→



ACTIVITY

Cumulative percentage of contracted UDA delivered 2016 & 2017



Adjusted Scheduled Activity (UDA)

Month	2016	2017
April	1,623	1,364
May	3,944	3,513
June	5,940	5,629
July	9,080	8,262
August	11,073	10,926
September	13,779	13,795
October	16,446	
November	19,350	
December	21,830	
January	23,371	
February	27,379	
March	30,306	
April	31,582	
May	31,589	
June	31,592	

QUALITY

	Quantity	Base Number	Contract	AT	Region	England
% of FP17s for the same patient ID Re-attending within 3 months - Children	101	1,343	7.5%	10.2%	11.8%	12.4%
% of FP17s for the same patient ID Re-attending within 3 months - Adults	619	3,933	15.7%	15.2%	16.6%	16.7%
% of FP17s for the same patient ID Re-attending between 3 & 9 months - Children	655	1,343	48.8%	61.4%	60.2%	57.4%
% of FP17s for the same patient ID Re-attending between 3 & 9 months - Adults	1,610	3,933	40.9%	53.1%	52.0%	50.5%
% of FP17s for Band 1 Urgent Courses	614	4,810	12.8%	8.1%	9.4%	9.1%
% of FP17s Relating to Free Repair or Replacements	101	4,810	2.1%	0.9%	0.7%	0.8%
% of FP17s Relating to Continuations	49	4,810	1.0%	1.5%	1.2%	1.3%
% of Patients satisfied with the dentistry they have received	7	9	N/A	94.9%	93.6%	93.2%
% of Patients satisfied with the time they had to wait for an appointment	6	9	N/A	89.8%	89.1%	89.0%

* This is based on patients treated on this contract for their most recent course of treatment. Figures in italics indicate the base number of FP17s or Patient Questionnaire responses are less than 100. N/A is shown where the base number of responses is less than 10 during the period. % is calculated as Quantity/Base number*100

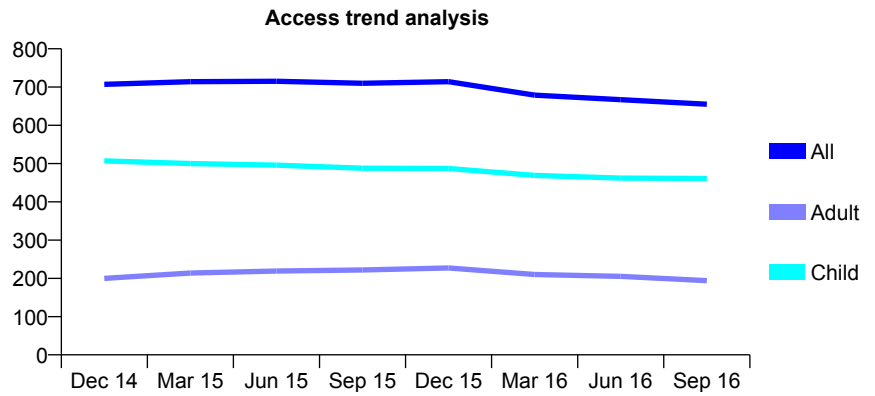
Q65 - Vital Signs At a Glance Contract Report for 190365/0001 - September 2016

Name or company name	Main Dental Partners
Contract type name	GDS Contract
Purpose of contract	General
Contract start date	01/03/2013
Contract end date	

16/17 Contracted general activity (UDA)	1,600
Carry forward general activity (UDA)	0
16/17 Contracted orthodontic activity (UOA)	0
Carry forward orthodontic activity (UOA)	0
Baseline contract value	£35,698.41

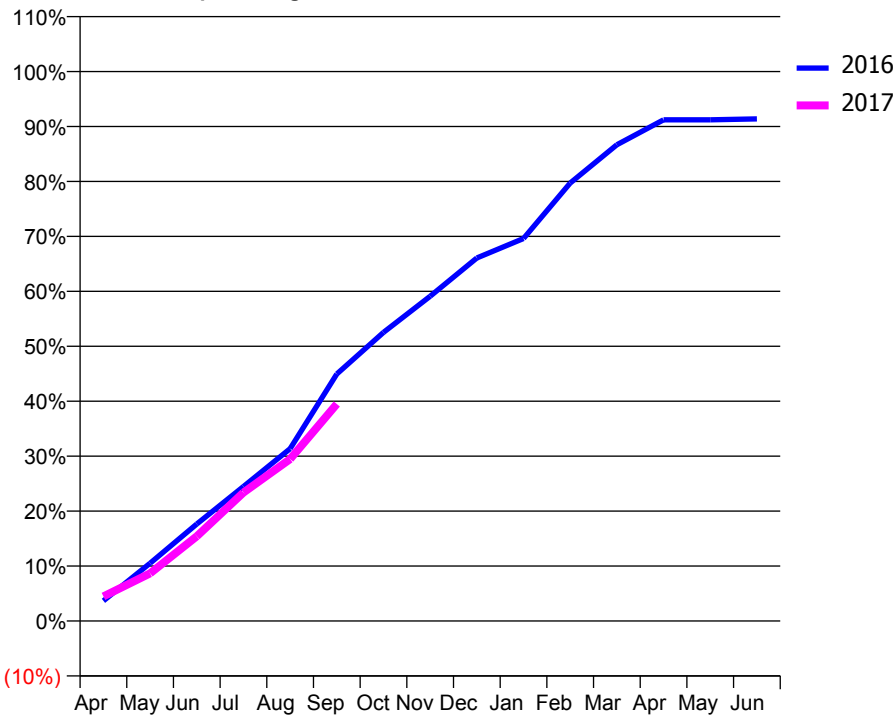
ACCESS*

Patients seen in 24 months	Total	Change since previous quarter
Quarter ending September 2015	710	
Quarter ending December 2015	714	→
Quarter ending March 2016	679	↓
Quarter ending June 2016	667	↓
Quarter ending September 2016	655	↓
Variance since September 2015	(7.7%)	↓



ACTIVITY

Cumulative percentage of contracted UDA delivered 2016 & 2017



Month	Adjusted Scheduled Activity (UDA)	
	2016	2017
April	59	72
May	168	139
June	282	247
July	391	374
August	502	471
September	719	632
October	841	
November	946	
December	1,057	
January	1,114	
February	1,275	
March	1,387	
April	1,459	
May	1,459	
June	1,462	

QUALITY

	Quantity	Base Number	Contract	AT	Region	England
% of FP17s for the same patient ID Re-attending within 3 months - Children	34	394	8.6%	10.2%	11.8%	12.4%
% of FP17s for the same patient ID Re-attending within 3 months - Adults	11	80	13.8%	15.2%	16.6%	16.7%
% of FP17s for the same patient ID Re-attending between 3 & 9 months - Children	242	394	61.4%	61.4%	60.2%	57.4%
% of FP17s for the same patient ID Re-attending between 3 & 9 months - Adults	40	80	50.0%	53.1%	52.0%	50.5%
% of FP17s for Band 1 Urgent Courses	14	418	3.3%	8.1%	9.4%	9.1%
% of FP17s Relating to Free Repair or Replacements	0	418	0.0%	0.9%	0.7%	0.8%
% of FP17s Relating to Continuations	2	418	0.5%	1.5%	1.2%	1.3%
% of Patients satisfied with the dentistry they have received	0	0	N/A	94.9%	93.6%	93.2%
% of Patients satisfied with the time they had to wait for an appointment	0	0	N/A	89.8%	89.1%	89.0%

* This is based on patients treated on this contract for their most recent course of treatment. Figures in italics indicate the base number of FP17s or Patient Questionnaire responses are less than 100. N/A is shown where the base number of responses is less than 10 during the period. % is calculated as Quantity/Base number*100

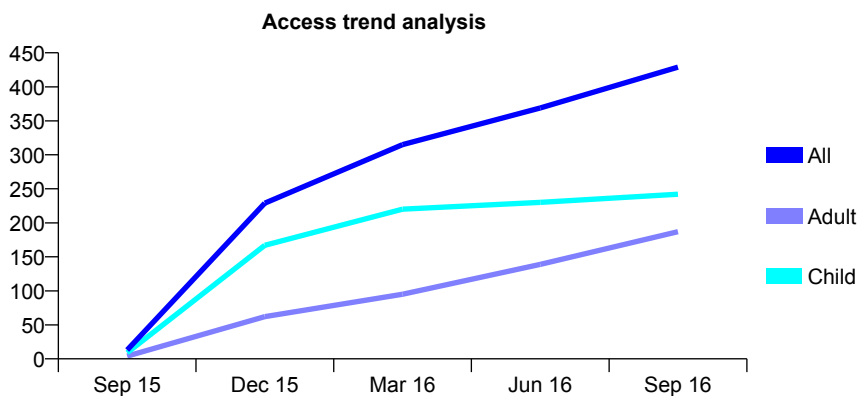
Q65 - Vital Signs At a Glance Contract Report for 192392/0001 - September 2016

Name or company name	Miss AJ Gorman
Contract type name	GDS Contract
Purpose of contract	General
Contract start date	15/05/2015
Contract end date	

16/17 Contracted general activity (UDA)	1,255
Carry forward general activity (UDA)	0
16/17 Contracted orthodontic activity (UOA)	0
Carry forward orthodontic activity (UOA)	0
Baseline contract value	£29,940.79

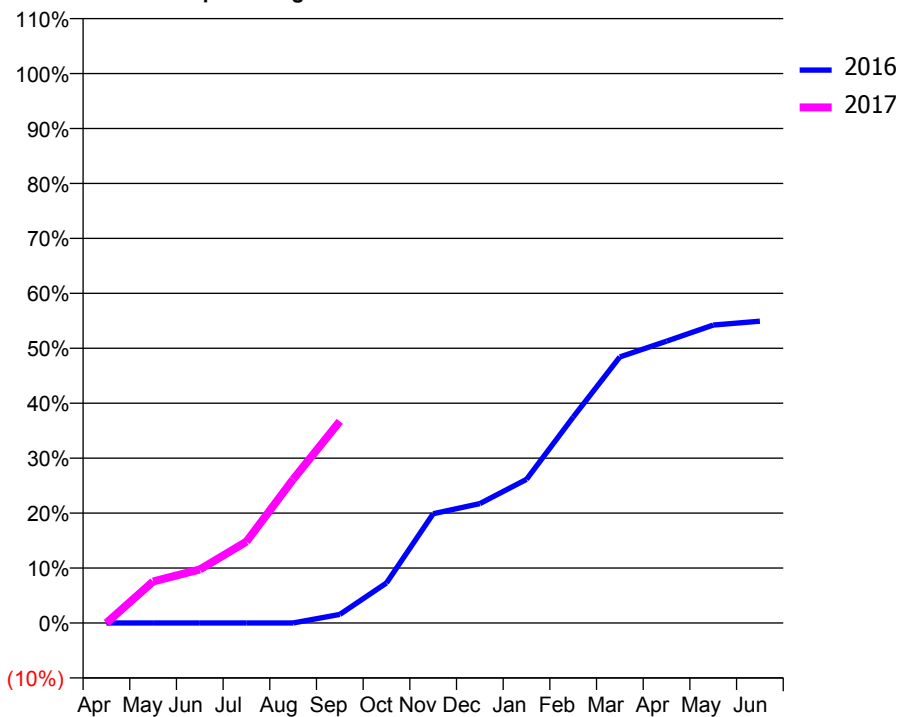
ACCESS*

Patients seen in 24 months	Total	Change since previous quarter
Quarter ending September 2015	13	
Quarter ending December 2015	229	↑
Quarter ending March 2016	315	↑
Quarter ending June 2016	369	↑
Quarter ending September 2016	429	↑
Variance since September 2015	3200.0%	↑



ACTIVITY

Cumulative percentage of contracted UDA delivered 2016 & 2017



Month	Adjusted Scheduled Activity (UDA)	
	2016	2017
April	0	0
May	0	95
June	0	122
July	0	186
August	0	328
September	17	461
October	80	
November	220	
December	240	
January	289	
February	414	
March	535	
April	566	
May	599	
June	606	

QUALITY

	Quantity	Base Number	Contract	AT	Region	England
% of FP17s for the same patient ID Re-attending within 3 months - Children	13	179	7.3%	10.2%	11.8%	12.4%
% of FP17s for the same patient ID Re-attending within 3 months - Adults	7	137	5.1%	15.2%	16.6%	16.7%
% of FP17s for the same patient ID Re-attending between 3 & 9 months - Children	83	179	46.4%	61.4%	60.2%	57.4%
% of FP17s for the same patient ID Re-attending between 3 & 9 months - Adults	31	137	22.6%	53.1%	52.0%	50.5%
% of FP17s for Band 1 Urgent Courses	38	230	16.5%	8.1%	9.4%	9.1%
% of FP17s Relating to Free Repair or Replacements	0	230	0.0%	0.9%	0.7%	0.8%
% of FP17s Relating to Continuations	0	230	0.0%	1.5%	1.2%	1.3%
% of Patients satisfied with the dentistry they have received	4	4	N/A	94.9%	93.6%	93.2%
% of Patients satisfied with the time they had to wait for an appointment	2	4	N/A	89.8%	89.1%	89.0%

* This is based on patients treated on this contract for their most recent course of treatment. Figures in italics indicate the base number of FP17s or Patient Questionnaire responses are less than 100. N/A is shown where the base number of responses is less than 10 during the period. % is calculated as Quantity/Base number*100

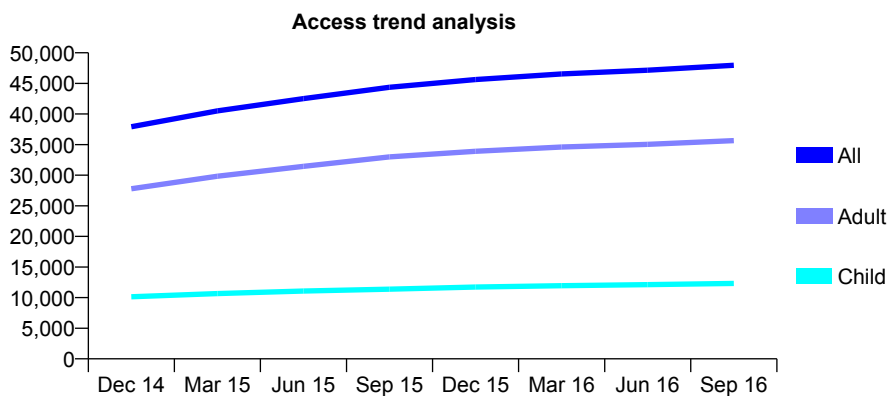
Q65 - Vital Signs At a Glance Contract Report for 196703/0001 - September 2016

Name or company name	D A & C Houston & Associates
Contract type name	GDS Contract
Purpose of contract	General
Contract start date	01/10/2013
Contract end date	

16/17 Contracted general activity (UDA)	160,712
Carry forward general activity (UDA)	0
16/17 Contracted orthodontic activity (UOA)	0
Carry forward orthodontic activity (UOA)	0
Baseline contract value	£4,062,943.00

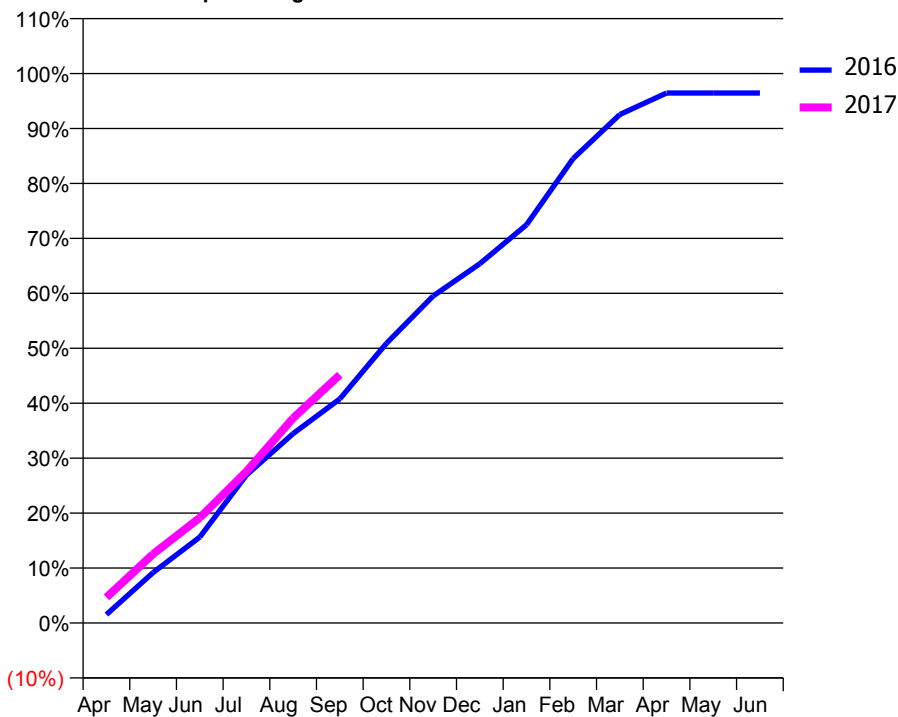
ACCESS*

Patients seen in 24 months	Total	Change since previous quarter
Quarter ending September 2015	44,375	
Quarter ending December 2015	45,638	↑
Quarter ending March 2016	46,549	→
Quarter ending June 2016	47,151	→
Quarter ending September 2016	47,956	→
Variance since September 2015	8.1%	↑



ACTIVITY

Cumulative percentage of contracted UDA delivered 2016 & 2017



Month	Adjusted Scheduled Activity (UDA)	
	2016	2017
April	2,438	7,494
May	14,437	20,178
June	24,577	30,804
July	42,336	44,319
August	54,195	59,937
September	64,083	72,593
October	79,995	
November	93,561	
December	102,763	
January	113,933	
February	132,892	
March	145,453	
April	151,616	
May	151,596	
June	151,587	

QUALITY

	Quantity	Base Number	Contract	AT	Region	England
% of FP17s for the same patient ID Re-attending within 3 months - Children	788	10,186	7.7%	10.2%	11.8%	12.4%
% of FP17s for the same patient ID Re-attending within 3 months - Adults	5,061	29,043	17.4%	15.2%	16.6%	16.7%
% of FP17s for the same patient ID Re-attending between 3 & 9 months - Children	6,755	10,186	66.3%	61.4%	60.2%	57.4%
% of FP17s for the same patient ID Re-attending between 3 & 9 months - Adults	17,515	29,043	60.3%	53.1%	52.0%	50.5%
% of FP17s for Band 1 Urgent Courses	3,189	34,723	9.2%	8.1%	9.4%	9.1%
% of FP17s Relating to Free Repair or Replacements	345	34,723	1.0%	0.9%	0.7%	0.8%
% of FP17s Relating to Continuations	877	34,723	2.5%	1.5%	1.2%	1.3%
% of Patients satisfied with the dentistry they have received	75	76	98.7%	94.9%	93.6%	93.2%
% of Patients satisfied with the time they had to wait for an appointment	72	76	94.7%	89.8%	89.1%	89.0%

* This is based on patients treated on this contract for their most recent course of treatment. Figures in italics indicate the base number of FP17s or Patient Questionnaire responses are less than 100. N/A is shown where the base number of responses is less than 10 during the period. % is calculated as Quantity/Base number*100

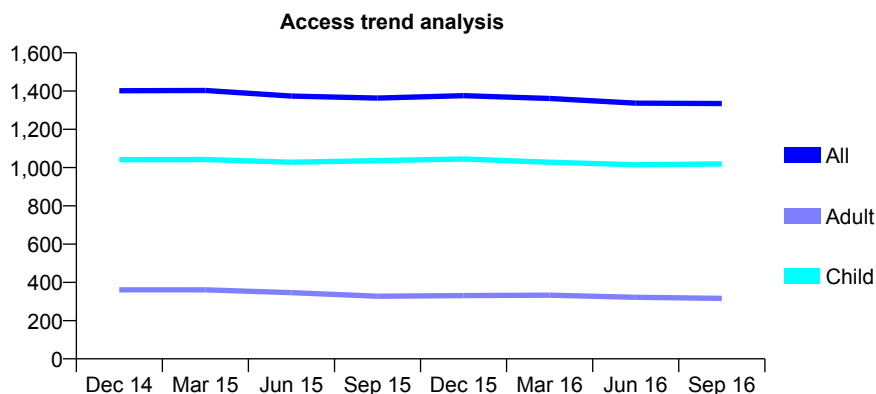
Q65 - Vital Signs At a Glance Contract Report for 197963/0001 - September 2016

Name or company name	Linden House Dental Practice
Contract type name	GDS Contract
Purpose of contract	General and Orthodontic
Contract start date	01/02/2011
Contract end date	

16/17 Contracted general activity (UDA)	3,702
Carry forward general activity (UDA)	0
16/17 Contracted orthodontic activity (UOA)	472
Carry forward orthodontic activity (UOA)	0
Baseline contract value	£118,349.32

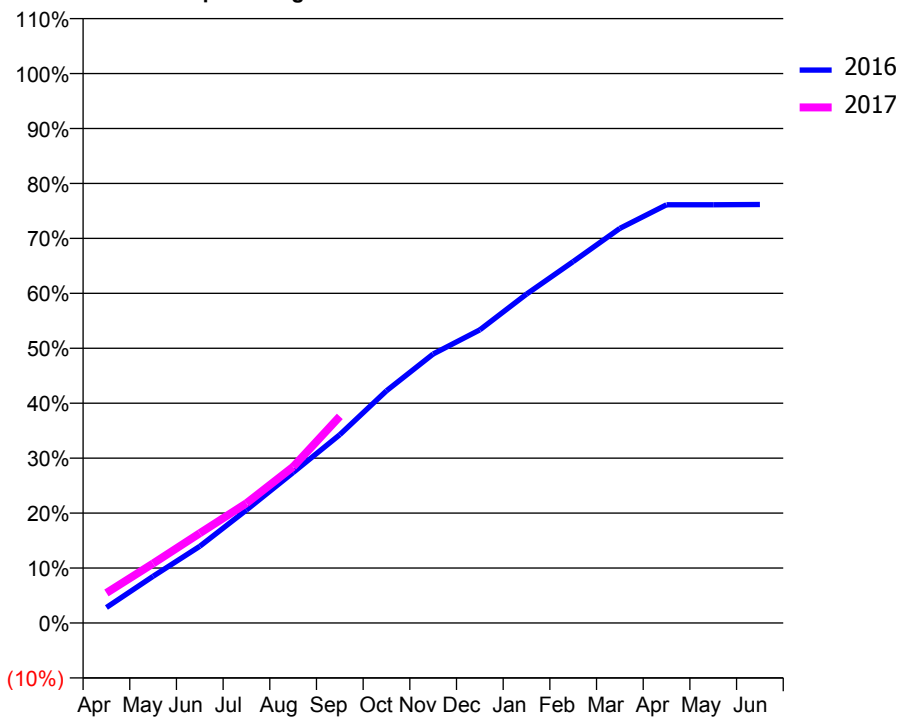
ACCESS*

Patients seen in 24 months	Total	Change since previous quarter
Quarter ending September 2015	1,363	
Quarter ending December 2015	1,376	→
Quarter ending March 2016	1,361	↓
Quarter ending June 2016	1,337	↓
Quarter ending September 2016	1,335	→
Variance since September 2015	(2.1%)	↓



ACTIVITY

Cumulative percentage of contracted UDA delivered 2016 & 2017



Month	Adjusted Scheduled Activity (UDA)	
	2016	2017
April	118	203
May	354	401
June	582	605
July	857	807
August	1,141	1,053
September	1,427	1,392
October	1,760	
November	2,040	
December	2,222	
January	2,493	
February	2,740	
March	2,991	
April	3,170	
May	3,170	
June	3,172	

QUALITY

	Quantity	Base Number	Contract	AT	Region	England
% of FP17s for the same patient ID Re-attending within 3 months - Children	85	905	9.4%	10.2%	11.8%	12.4%
% of FP17s for the same patient ID Re-attending within 3 months - Adults	18	138	13.0%	15.2%	16.6%	16.7%
% of FP17s for the same patient ID Re-attending between 3 & 9 months - Children	608	905	67.2%	61.4%	60.2%	57.4%
% of FP17s for the same patient ID Re-attending between 3 & 9 months - Adults	91	138	65.9%	53.1%	52.0%	50.5%
% of FP17s for Band 1 Urgent Courses	24	912	2.6%	8.1%	9.4%	9.1%
% of FP17s Relating to Free Repair or Replacements	0	912	0.0%	0.9%	0.7%	0.8%
% of FP17s Relating to Continuations	1	912	0.1%	1.5%	1.2%	1.3%
% of Patients satisfied with the dentistry they have received	2	2	N/A	94.9%	93.6%	93.2%
% of Patients satisfied with the time they had to wait for an appointment	2	2	N/A	89.8%	89.1%	89.0%

* This is based on patients treated on this contract for their most recent course of treatment. Figures in italics indicate the base number of FP17s or Patient Questionnaire responses are less than 100. N/A is shown where the base number of responses is less than 10 during the period. % is calculated as Quantity/Base number*100

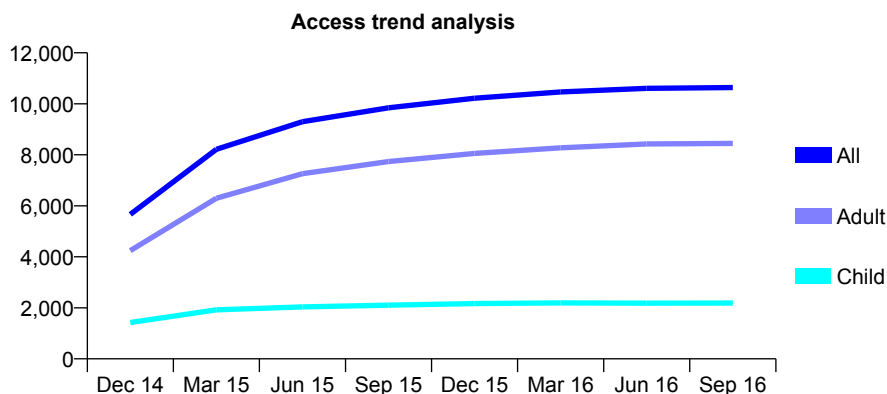
Q65 - Vital Signs At a Glance Contract Report for 198587/0001 - September 2016

Name or company name	Cheddar Dental Practice
Contract type name	GDS Contract
Purpose of contract	General
Contract start date	01/08/2014
Contract end date	

16/17 Contracted general activity (UDA)	29,758
Carry forward general activity (UDA)	571
16/17 Contracted orthodontic activity (UOA)	0
Carry forward orthodontic activity (UOA)	0
Baseline contract value	£651,884.34

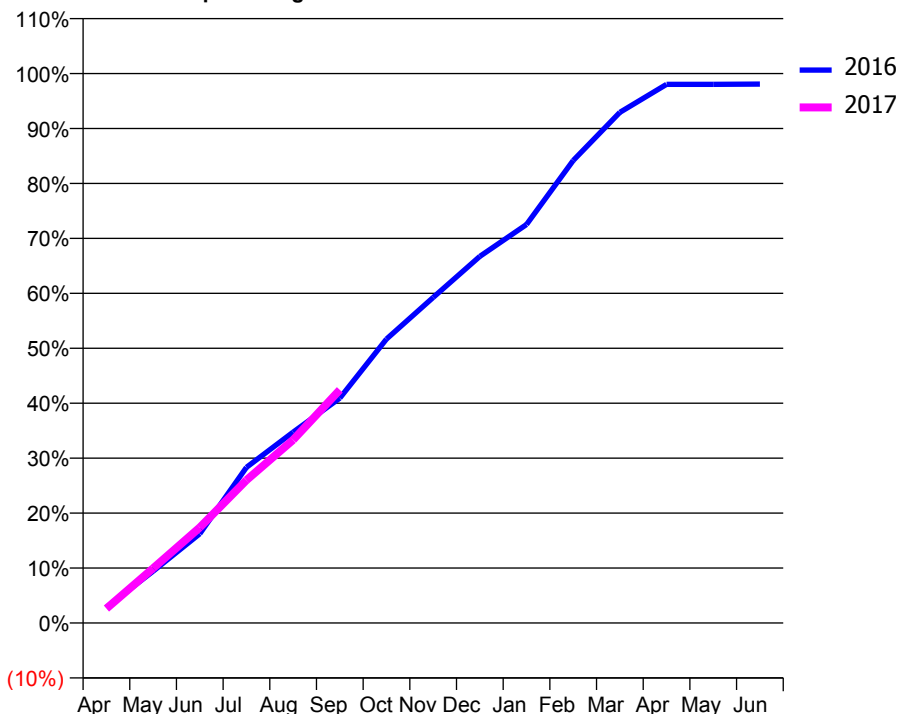
ACCESS*

Patients seen in 24 months	Total	Change since previous quarter
Quarter ending September 2015	9,844	
Quarter ending December 2015	10,222	↑
Quarter ending March 2016	10,467	↑
Quarter ending June 2016	10,609	→
Quarter ending September 2016	10,639	→
Variance since September 2015	8.1%	↑



ACTIVITY

Cumulative percentage of contracted UDA delivered 2016 & 2017



Month	Adjusted Scheduled Activity (UDA)	
	2016	2017
April	850	783
May	2,807	2,961
June	4,834	5,171
July	8,429	7,739
August	10,338	9,917
September	12,182	12,625
October	15,381	
November	17,629	
December	19,856	
January	21,581	
February	25,046	
March	27,656	
April	29,174	
May	29,171	
June	29,187	

QUALITY

	Quantity	Base Number	Contract	AT	Region	England
% of FP17s for the same patient ID Re-attending within 3 months - Children	162	1,937	8.4%	10.2%	11.8%	12.4%
% of FP17s for the same patient ID Re-attending within 3 months - Adults	1,184	6,426	18.4%	15.2%	16.6%	16.7%
% of FP17s for the same patient ID Re-attending between 3 & 9 months - Children	1,393	1,937	71.9%	61.4%	60.2%	57.4%
% of FP17s for the same patient ID Re-attending between 3 & 9 months - Adults	2,964	6,426	46.1%	53.1%	52.0%	50.5%
% of FP17s for Band 1 Urgent Courses	527	6,859	7.7%	8.1%	9.4%	9.1%
% of FP17s Relating to Free Repair or Replacements	107	6,859	1.6%	0.9%	0.7%	0.8%
% of FP17s Relating to Continuations	104	6,859	1.5%	1.5%	1.2%	1.3%
% of Patients satisfied with the dentistry they have received	10	11	90.9%	94.9%	93.6%	93.2%
% of Patients satisfied with the time they had to wait for an appointment	10	11	90.9%	89.8%	89.1%	89.0%

* This is based on patients treated on this contract for their most recent course of treatment. Figures in italics indicate the base number of FP17s or Patient Questionnaire responses are less than 100. N/A is shown where the base number of responses is less than 10 during the period. % is calculated as Quantity/Base number*100

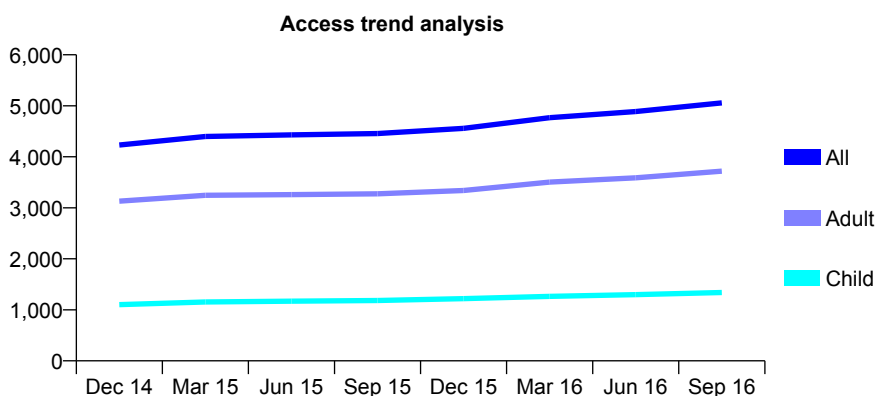
Q65 - Vital Signs At a Glance Contract Report for 199311/0001 - September 2016

Name or company name	Watersedge Blue Ltd
Contract type name	GDS Contract
Purpose of contract	General
Contract start date	01/09/2010
Contract end date	

16/17 Contracted general activity (UDA)	14,000
Carry forward general activity (UDA)	0
16/17 Contracted orthodontic activity (UOA)	0
Carry forward orthodontic activity (UOA)	0
Baseline contract value	£364,582.96

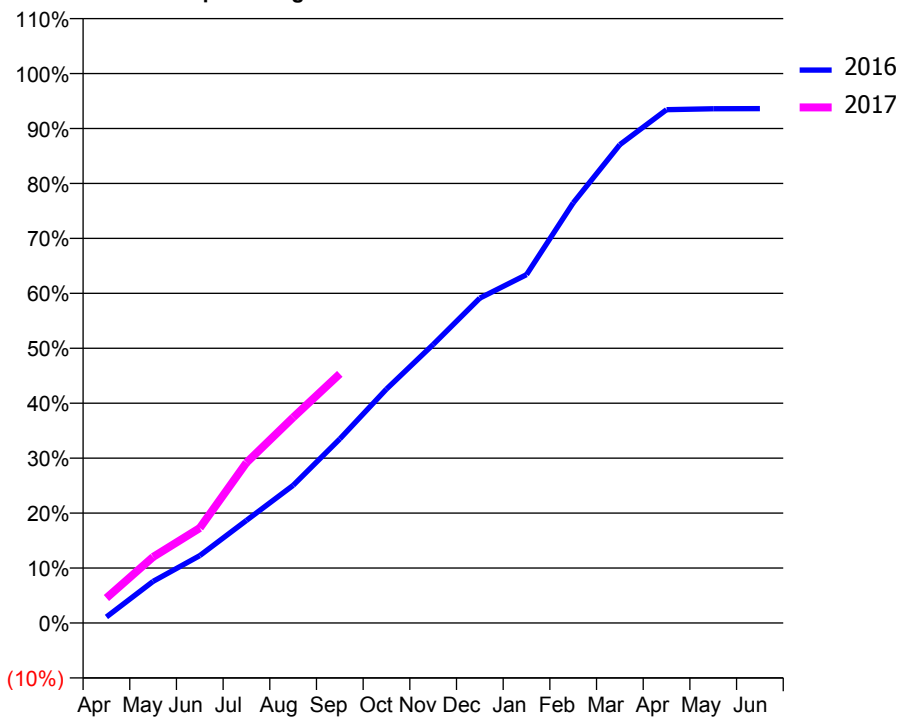
ACCESS*

Patients seen in 24 months	Total	Change since previous quarter
Quarter ending September 2015	4,457	
Quarter ending December 2015	4,559	↑
Quarter ending March 2016	4,768	↑
Quarter ending June 2016	4,887	↑
Quarter ending September 2016	5,058	↑
Variance since September 2015	13.5%	↑



ACTIVITY

Cumulative percentage of contracted UDA delivered 2016 & 2017



Month	Adjusted Scheduled Activity (UDA)	
	2016	2017
April	154	638
May	1,060	1,684
June	1,716	2,422
July	2,614	4,085
August	3,506	5,237
September	4,691	6,348
October	5,961	
November	7,095	
December	8,278	
January	8,875	
February	10,702	
March	12,188	
April	13,080	
May	13,103	
June	13,106	

QUALITY

	Quantity	Base Number	Contract	AT	Region	England
% of FP17s for the same patient ID Re-attending within 3 months - Children	112	1,039	10.8%	10.2%	11.8%	12.4%
% of FP17s for the same patient ID Re-attending within 3 months - Adults	458	2,493	18.4%	15.2%	16.6%	16.7%
% of FP17s for the same patient ID Re-attending between 3 & 9 months - Children	535	1,039	51.5%	61.4%	60.2%	57.4%
% of FP17s for the same patient ID Re-attending between 3 & 9 months - Adults	1,073	2,493	43.0%	53.1%	52.0%	50.5%
% of FP17s for Band 1 Urgent Courses	209	2,702	7.7%	8.1%	9.4%	9.1%
% of FP17s Relating to Free Repair or Replacements	37	2,702	1.4%	0.9%	0.7%	0.8%
% of FP17s Relating to Continuations	57	2,702	2.1%	1.5%	1.2%	1.3%
% of Patients satisfied with the dentistry they have received	10	10	100.0%	94.9%	93.6%	93.2%
% of Patients satisfied with the time they had to wait for an appointment	9	10	90.0%	89.8%	89.1%	89.0%

* This is based on patients treated on this contract for their most recent course of treatment. Figures in italics indicate the base number of FP17s or Patient Questionnaire responses are less than 100. N/A is shown where the base number of responses is less than 10 during the period. % is calculated as Quantity/Base number*100

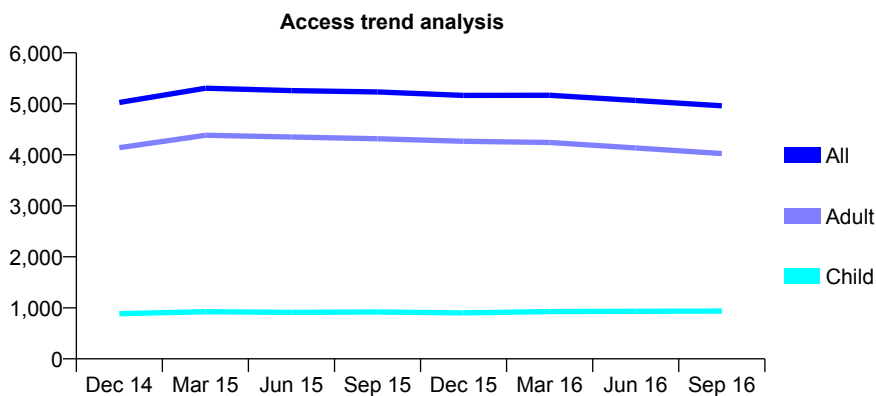
Q65 - Vital Signs At a Glance Contract Report for 199311/0002 - September 2016

Name or company name	Watersedge Blue Ltd
Contract type name	GDS Contract
Purpose of contract	General
Contract start date	01/04/2013
Contract end date	

16/17 Contracted general activity (UDA)	18,000
Carry forward general activity (UDA)	121
16/17 Contracted orthodontic activity (UOA)	0
Carry forward orthodontic activity (UOA)	0
Baseline contract value	£533,392.13

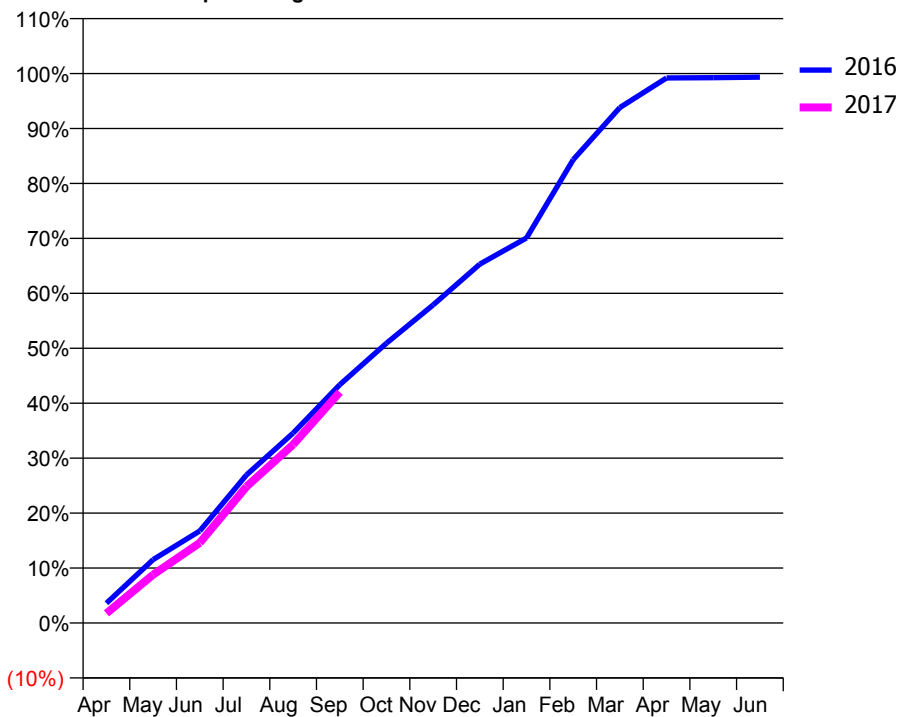
ACCESS*

Patients seen in 24 months	Total	Change since previous quarter
Quarter ending September 2015	5,232	
Quarter ending December 2015	5,165	↓
Quarter ending March 2016	5,168	→
Quarter ending June 2016	5,066	↓
Quarter ending September 2016	4,962	↓
Variance since September 2015	(5.2%)	↓



ACTIVITY

Cumulative percentage of contracted UDA delivered 2016 & 2017



Adjusted Scheduled Activity (UDA)

Month	2016	2017
April	647	315
May	2,078	1,583
June	3,015	2,629
July	4,852	4,468
August	6,224	5,849
September	7,807	7,565
October	9,168	
November	10,419	
December	11,758	
January	12,612	
February	15,177	
March	16,885	
April	17,856	
May	17,865	
June	17,879	

QUALITY

	Quantity	Base Number	Contract	AT	Region	England
% of FP17s for the same patient ID Re-attending within 3 months - Children	45	543	8.3%	10.2%	11.8%	12.4%
% of FP17s for the same patient ID Re-attending within 3 months - Adults	520	2,680	19.4%	15.2%	16.6%	16.7%
% of FP17s for the same patient ID Re-attending between 3 & 9 months - Children	202	543	37.2%	61.4%	60.2%	57.4%
% of FP17s for the same patient ID Re-attending between 3 & 9 months - Adults	1,269	2,680	47.4%	53.1%	52.0%	50.5%
% of FP17s for Band 1 Urgent Courses	248	2,902	8.5%	8.1%	9.4%	9.1%
% of FP17s Relating to Free Repair or Replacements	44	2,902	1.5%	0.9%	0.7%	0.8%
% of FP17s Relating to Continuations	69	2,902	2.4%	1.5%	1.2%	1.3%
% of Patients satisfied with the dentistry they have received	14	14	100.0%	94.9%	93.6%	93.2%
% of Patients satisfied with the time they had to wait for an appointment	10	14	71.4%	89.8%	89.1%	89.0%

* This is based on patients treated on this contract for their most recent course of treatment. Figures in italics indicate the base number of FP17s or Patient Questionnaire responses are less than 100. N/A is shown where the base number of responses is less than 10 during the period. % is calculated as Quantity/Base number*100

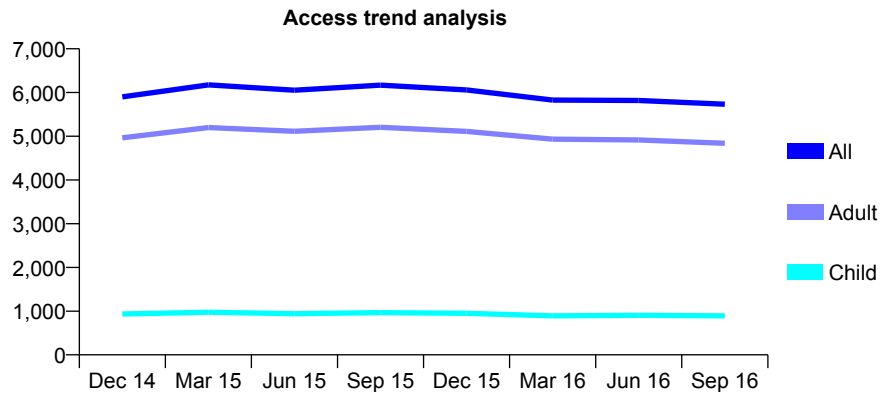
Q65 - Vital Signs At a Glance Contract Report for 199311/0003 - September 2016

Name or company name	Watersedge Blue Ltd
Contract type name	GDS Contract
Purpose of contract	General
Contract start date	01/04/2013
Contract end date	

16/17 Contracted general activity (UDA)	19,322
Carry forward general activity (UDA)	-386
16/17 Contracted orthodontic activity (UOA)	0
Carry forward orthodontic activity (UOA)	0
Baseline contract value	£572,566.81

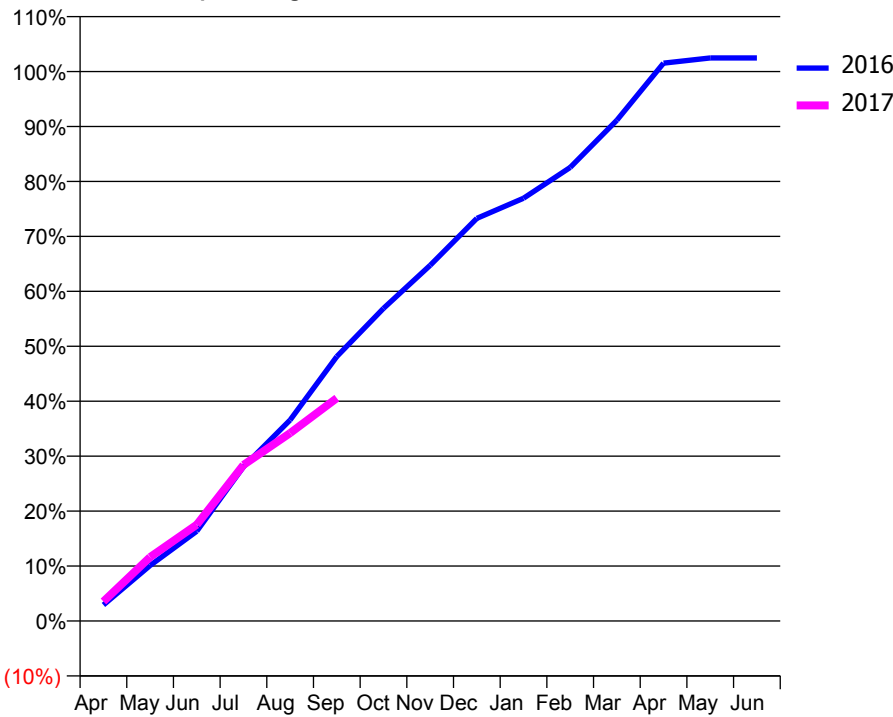
ACCESS*

Patients seen in 24 months	Total	Change since previous quarter
Quarter ending September 2015	6,170	
Quarter ending December 2015	6,058	↓
Quarter ending March 2016	5,826	↓
Quarter ending June 2016	5,819	→
Quarter ending September 2016	5,732	↓
Variance since September 2015	(7.1%)	↓



ACTIVITY

Cumulative percentage of contracted UDA delivered 2016 & 2017



Month	Adjusted Scheduled Activity (UDA)	
	2016	2017
April	565	685
May	1,951	2,250
June	3,160	3,389
July	5,425	5,491
August	7,070	6,611
September	9,301	7,838
October	10,993	
November	12,505	
December	14,158	
January	14,868	
February	15,948	
March	17,609	
April	19,617	
May	19,801	
June	19,800	

QUALITY

	Quantity	Base Number	Contract	AT	Region	England
% of FP17s for the same patient ID Re-attending within 3 months - Children	69	600	11.5%	10.2%	11.8%	12.4%
% of FP17s for the same patient ID Re-attending within 3 months - Adults	809	3,447	23.5%	15.2%	16.6%	16.7%
% of FP17s for the same patient ID Re-attending between 3 & 9 months - Children	170	600	28.3%	61.4%	60.2%	57.4%
% of FP17s for the same patient ID Re-attending between 3 & 9 months - Adults	1,391	3,447	40.4%	53.1%	52.0%	50.5%
% of FP17s for Band 1 Urgent Courses	455	2,990	15.2%	8.1%	9.4%	9.1%
% of FP17s Relating to Free Repair or Replacements	97	2,990	3.2%	0.9%	0.7%	0.8%
% of FP17s Relating to Continuations	86	2,990	2.9%	1.5%	1.2%	1.3%
% of Patients satisfied with the dentistry they have received	11	11	100.0%	94.9%	93.6%	93.2%
% of Patients satisfied with the time they had to wait for an appointment	10	11	90.9%	89.8%	89.1%	89.0%

* This is based on patients treated on this contract for their most recent course of treatment. Figures in italics indicate the base number of FP17s or Patient Questionnaire responses are less than 100. N/A is shown where the base number of responses is less than 10 during the period. % is calculated as Quantity/Base number*100

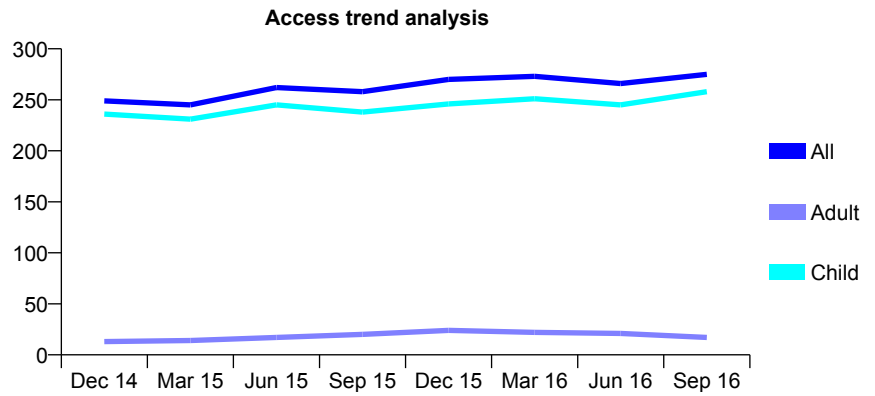
Q65 - Vital Signs At a Glance Contract Report for 199397/0001 - September 2016

Name or company name	Stoke Bishop Dental Centre
Contract type name	GDS Contract
Purpose of contract	General
Contract start date	01/04/2012
Contract end date	

16/17 Contracted general activity (UDA)	378
Carry forward general activity (UDA)	-8
16/17 Contracted orthodontic activity (UOA)	0
Carry forward orthodontic activity (UOA)	0
Baseline contract value	£8,446.10

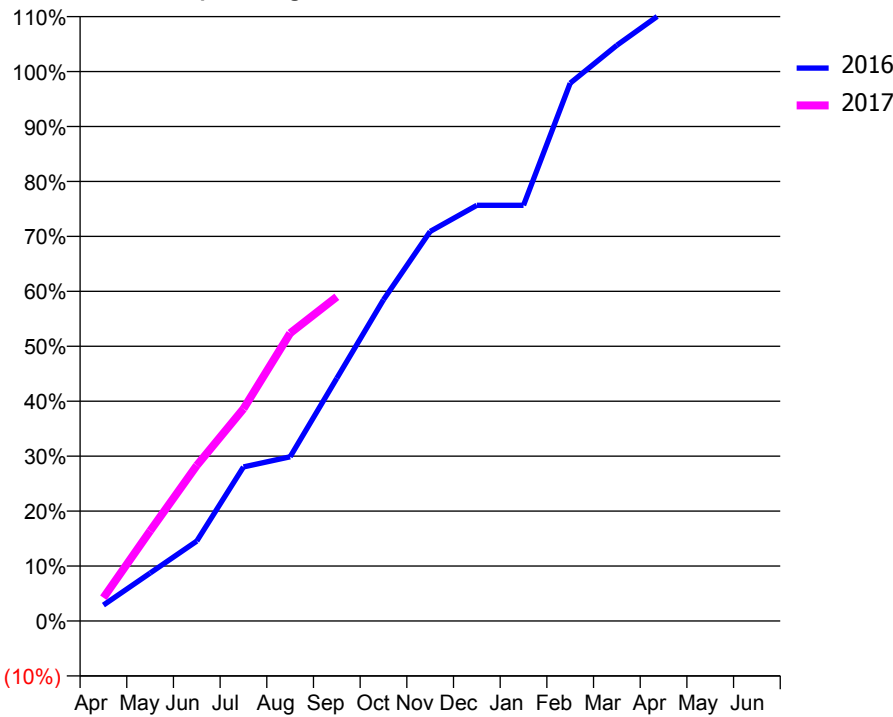
ACCESS*

Patients seen in 24 months	Total	Change since previous quarter
Quarter ending September 2015	258	
Quarter ending December 2015	270	↑
Quarter ending March 2016	273	→
Quarter ending June 2016	266	↓
Quarter ending September 2016	275	↑
Variance since September 2015	6.6%	↑



ACTIVITY

Cumulative percentage of contracted UDA delivered 2016 & 2017



Month	Adjusted Scheduled Activity (UDA)	
	2016	2017
April	11	16
May	33	62
June	55	107
July	106	146
August	113	198
September	167	223
October	221	
November	268	
December	286	
January	286	
February	370	
March	396	
April	419	
May	419	
June	419	

QUALITY

	Quantity	Base Number	Contract	AT	Region	England
% of FP17s for the same patient ID Re-attending within 3 months - Children	11	197	5.6%	10.2%	11.8%	12.4%
% of FP17s for the same patient ID Re-attending within 3 months - Adults	0	1	0.0%	15.2%	16.6%	16.7%
% of FP17s for the same patient ID Re-attending between 3 & 9 months - Children	135	197	68.5%	61.4%	60.2%	57.4%
% of FP17s for the same patient ID Re-attending between 3 & 9 months - Adults	0	1	0.0%	53.1%	52.0%	50.5%
% of FP17s for Band 1 Urgent Courses	0	175	0.0%	8.1%	9.4%	9.1%
% of FP17s Relating to Free Repair or Replacements	0	175	0.0%	0.9%	0.7%	0.8%
% of FP17s Relating to Continuations	0	175	0.0%	1.5%	1.2%	1.3%
% of Patients satisfied with the dentistry they have received	0	0	N/A	94.9%	93.6%	93.2%
% of Patients satisfied with the time they had to wait for an appointment	0	0	N/A	89.8%	89.1%	89.0%

* This is based on patients treated on this contract for their most recent course of treatment. Figures in italics indicate the base number of FP17s or Patient Questionnaire responses are less than 100. N/A is shown where the base number of responses is less than 10 during the period. % is calculated as Quantity/Base number*100

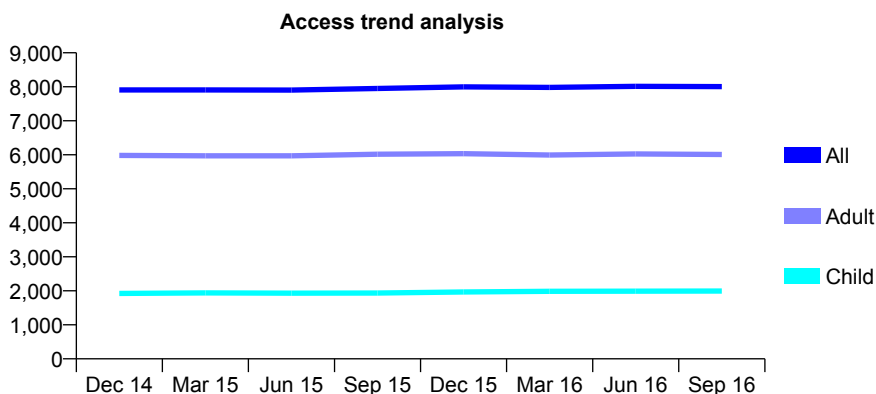
Q65 - Vital Signs At a Glance Contract Report for 199419/0001 - September 2016

Name or company name	Apple Practice Limited
Contract type name	GDS Contract
Purpose of contract	General
Contract start date	01/04/2011
Contract end date	

16/17 Contracted general activity (UDA)	21,776
Carry forward general activity (UDA)	0
16/17 Contracted orthodontic activity (UOA)	0
Carry forward orthodontic activity (UOA)	0
Baseline contract value	£569,410.24

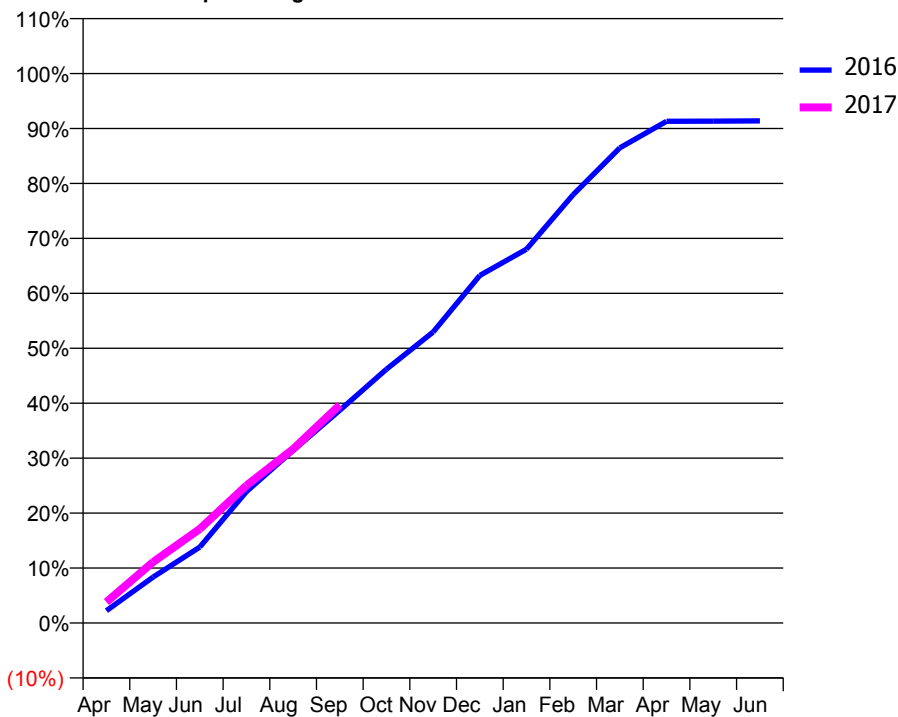
ACCESS*

Patients seen in 24 months	Total	Change since previous quarter
Quarter ending September 2015	7,951	
Quarter ending December 2015	7,999	→
Quarter ending March 2016	7,982	→
Quarter ending June 2016	8,013	→
Quarter ending September 2016	8,007	→
Variance since September 2015	0.7%	→



ACTIVITY

Cumulative percentage of contracted UDA delivered 2016 & 2017



Month	Adjusted Scheduled Activity (UDA)	
	2016	2017
April	487	831
May	1,822	2,415
June	3,008	3,728
July	5,208	5,450
August	6,840	6,892
September	8,430	8,640
October	10,060	
November	11,534	
December	13,774	
January	14,813	
February	16,977	
March	18,829	
April	19,883	
May	19,888	
June	19,896	

QUALITY

	Quantity	Base Number	Contract	AT	Region	England
% of FP17s for the same patient ID Re-attending within 3 months - Children	95	1,543	6.2%	10.2%	11.8%	12.4%
% of FP17s for the same patient ID Re-attending within 3 months - Adults	641	4,208	15.2%	15.2%	16.6%	16.7%
% of FP17s for the same patient ID Re-attending between 3 & 9 months - Children	921	1,543	59.7%	61.4%	60.2%	57.4%
% of FP17s for the same patient ID Re-attending between 3 & 9 months - Adults	2,200	4,208	52.3%	53.1%	52.0%	50.5%
% of FP17s for Band 1 Urgent Courses	375	4,987	7.5%	8.1%	9.4%	9.1%
% of FP17s Relating to Free Repair or Replacements	118	4,987	2.4%	0.9%	0.7%	0.8%
% of FP17s Relating to Continuations	38	4,987	0.8%	1.5%	1.2%	1.3%
% of Patients satisfied with the dentistry they have received	6	6	N/A	94.9%	93.6%	93.2%
% of Patients satisfied with the time they had to wait for an appointment	5	6	N/A	89.8%	89.1%	89.0%

* This is based on patients treated on this contract for their most recent course of treatment. Figures in italics indicate the base number of FP17s or Patient Questionnaire responses are less than 100. N/A is shown where the base number of responses is less than 10 during the period. % is calculated as Quantity/Base number*100

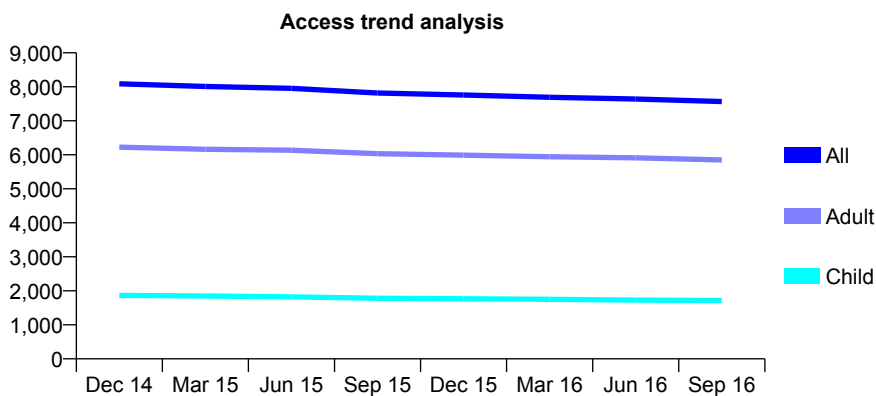
Q65 - Vital Signs At a Glance Contract Report for 199419/0002 - September 2016

Name or company name	Apple Practice Limited
Contract type name	GDS Contract
Purpose of contract	General
Contract start date	01/04/2011
Contract end date	

16/17 Contracted general activity (UDA)	20,410
Carry forward general activity (UDA)	0
16/17 Contracted orthodontic activity (UOA)	0
Carry forward orthodontic activity (UOA)	0
Baseline contract value	£565,617.08

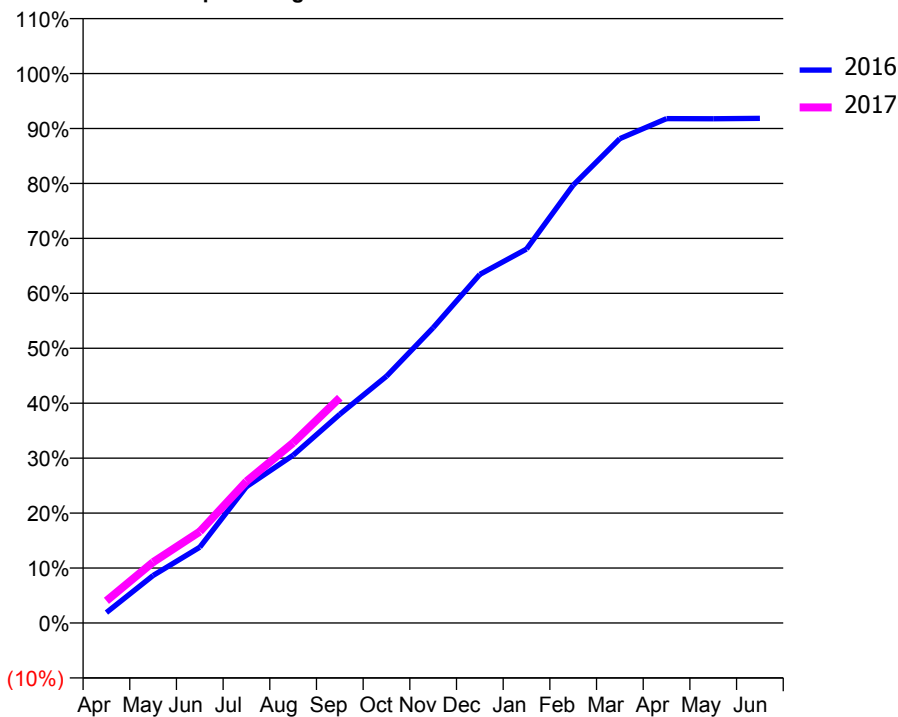
ACCESS*

Patients seen in 24 months	Total	Change since previous quarter
Quarter ending September 2015	7,819	
Quarter ending December 2015	7,757	→
Quarter ending March 2016	7,693	→
Quarter ending June 2016	7,642	→
Quarter ending September 2016	7,565	↓
Variance since September 2015	(3.2%)	↓



ACTIVITY

Cumulative percentage of contracted UDA delivered 2016 & 2017



Month	Adjusted Scheduled Activity (UDA)	
	2016	2017
April	388	827
May	1,766	2,261
June	2,817	3,397
July	5,063	5,264
August	6,234	6,692
September	7,752	8,370
October	9,164	
November	10,969	
December	12,951	
January	13,888	
February	16,261	
March	17,990	
April	18,735	
May	18,728	
June	18,742	

QUALITY

	Quantity	Base Number	Contract	AT	Region	England
% of FP17s for the same patient ID Re-attending within 3 months - Children	77	1,297	5.9%	10.2%	11.8%	12.4%
% of FP17s for the same patient ID Re-attending within 3 months - Adults	620	4,203	14.8%	15.2%	16.6%	16.7%
% of FP17s for the same patient ID Re-attending between 3 & 9 months - Children	799	1,297	61.6%	61.4%	60.2%	57.4%
% of FP17s for the same patient ID Re-attending between 3 & 9 months - Adults	2,179	4,203	51.8%	53.1%	52.0%	50.5%
% of FP17s for Band 1 Urgent Courses	385	4,831	8.0%	8.1%	9.4%	9.1%
% of FP17s Relating to Free Repair or Replacements	88	4,831	1.8%	0.9%	0.7%	0.8%
% of FP17s Relating to Continuations	36	4,831	0.7%	1.5%	1.2%	1.3%
% of Patients satisfied with the dentistry they have received	10	10	100.0%	94.9%	93.6%	93.2%
% of Patients satisfied with the time they had to wait for an appointment	8	10	80.0%	89.8%	89.1%	89.0%

* This is based on patients treated on this contract for their most recent course of treatment. Figures in italics indicate the base number of FP17s or Patient Questionnaire responses are less than 100. N/A is shown where the base number of responses is less than 10 during the period. % is calculated as Quantity/Base number*100

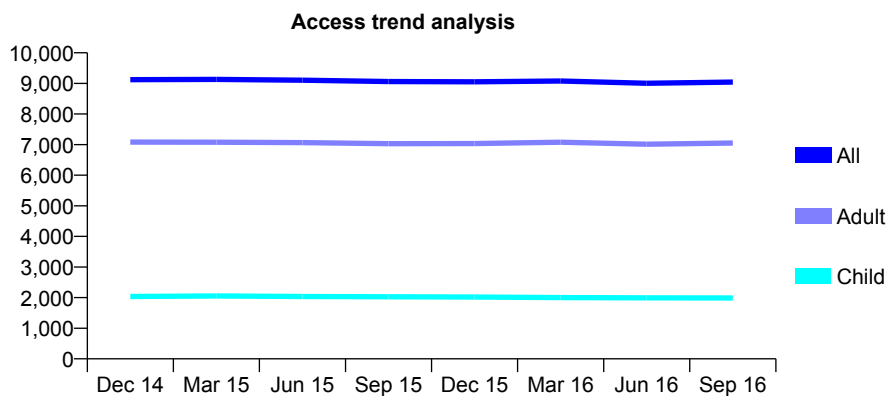
Q65 - Vital Signs At a Glance Contract Report for 199419/0003 - September 2016

Name or company name	Apple Practice Limited
Contract type name	GDS Contract
Purpose of contract	General
Contract start date	01/04/2011
Contract end date	

16/17 Contracted general activity (UDA)	20,814
Carry forward general activity (UDA)	0
16/17 Contracted orthodontic activity (UOA)	0
Carry forward orthodontic activity (UOA)	0
Baseline contract value	£599,221.62

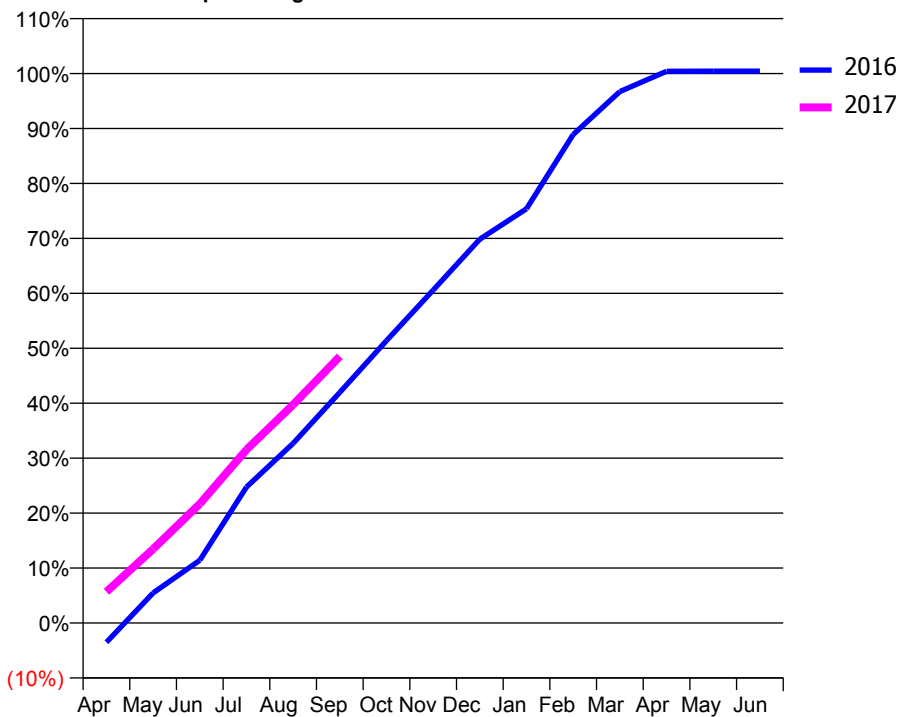
ACCESS*

Patients seen in 24 months	Total	Change since previous quarter
Quarter ending September 2015	9,059	
Quarter ending December 2015	9,053	→
Quarter ending March 2016	9,079	→
Quarter ending June 2016	9,004	→
Quarter ending September 2016	9,042	→
Variance since September 2015	(0.2%)	→



ACTIVITY

Cumulative percentage of contracted UDA delivered 2016 & 2017



Month	Adjusted Scheduled Activity (UDA)	
	2016	2017
April	-734	1,184
May	1,140	2,799
June	2,375	4,515
July	5,147	6,565
August	6,807	8,271
September	8,733	10,097
October	10,696	
November	12,612	
December	14,538	
January	15,688	
February	18,504	
March	20,129	
April	20,899	
May	20,905	
June	20,902	

QUALITY

	Quantity	Base Number	Contract	AT	Region	England
% of FP17s for the same patient ID Re-attending within 3 months - Children	98	1,546	6.3%	10.2%	11.8%	12.4%
% of FP17s for the same patient ID Re-attending within 3 months - Adults	777	5,082	15.3%	15.2%	16.6%	16.7%
% of FP17s for the same patient ID Re-attending between 3 & 9 months - Children	989	1,546	64.0%	61.4%	60.2%	57.4%
% of FP17s for the same patient ID Re-attending between 3 & 9 months - Adults	2,630	5,082	51.8%	53.1%	52.0%	50.5%
% of FP17s for Band 1 Urgent Courses	521	5,676	9.2%	8.1%	9.4%	9.1%
% of FP17s Relating to Free Repair or Replacements	103	5,676	1.8%	0.9%	0.7%	0.8%
% of FP17s Relating to Continuations	27	5,676	0.5%	1.5%	1.2%	1.3%
% of Patients satisfied with the dentistry they have received	10	12	83.3%	94.9%	93.6%	93.2%
% of Patients satisfied with the time they had to wait for an appointment	10	12	83.3%	89.8%	89.1%	89.0%

* This is based on patients treated on this contract for their most recent course of treatment. Figures in italics indicate the base number of FP17s or Patient Questionnaire responses are less than 100. N/A is shown where the base number of responses is less than 10 during the period. % is calculated as Quantity/Base number*100

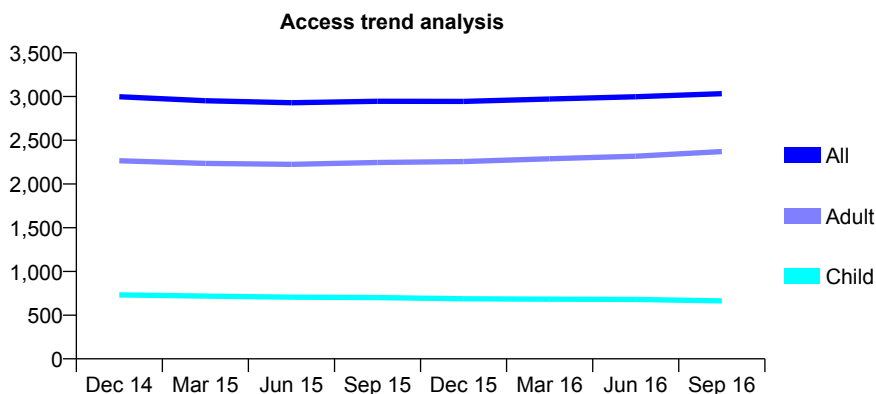
Q65 - Vital Signs At a Glance Contract Report for 199427/0001 - September 2016

Name or company name	Parade Dental Practice Limited
Contract type name	GDS Contract
Purpose of contract	General
Contract start date	01/04/2009
Contract end date	

16/17 Contracted general activity (UDA)	7,546
Carry forward general activity (UDA)	-39
16/17 Contracted orthodontic activity (UOA)	0
Carry forward orthodontic activity (UOA)	0
Baseline contract value	£201,386.63

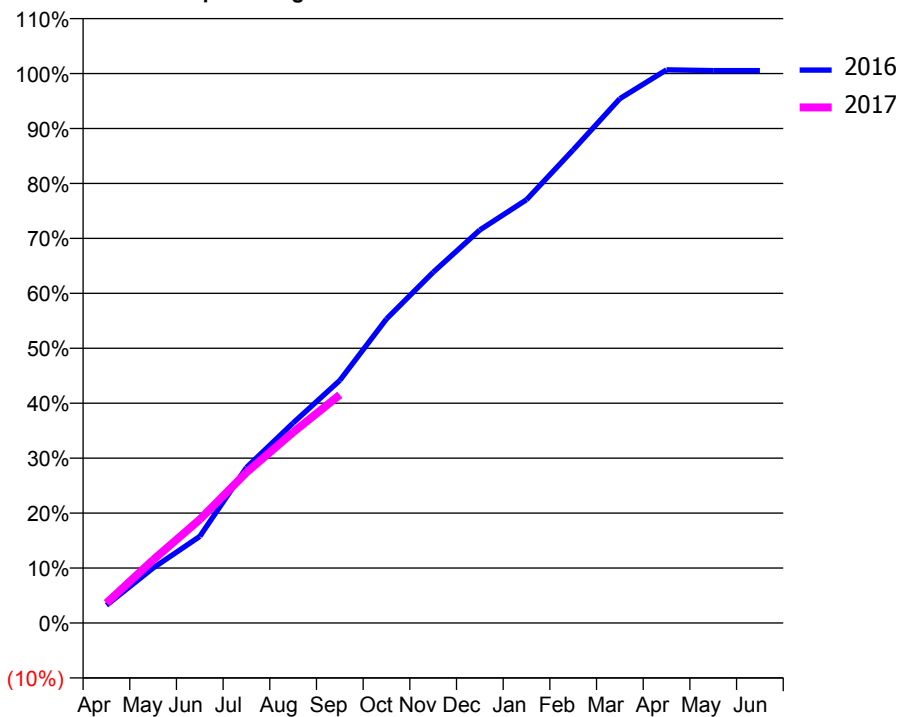
ACCESS*

Patients seen in 24 months	Total	Change since previous quarter
Quarter ending September 2015	2,946	
Quarter ending December 2015	2,944	→
Quarter ending March 2016	2,971	→
Quarter ending June 2016	2,998	→
Quarter ending September 2016	3,033	→
Variance since September 2015	3.0%	↑



ACTIVITY

Cumulative percentage of contracted UDA delivered 2016 & 2017



Month	Adjusted Scheduled Activity (UDA)	
	2016	2017
April	245	274
May	755	867
June	1,189	1,422
July	2,137	2,069
August	2,747	2,619
September	3,331	3,134
October	4,176	
November	4,818	
December	5,397	
January	5,814	
February	6,498	
March	7,200	
April	7,597	
May	7,585	
June	7,585	

QUALITY

	Quantity	Base Number	Contract	AT	Region	England
% of FP17s for the same patient ID Re-attending within 3 months - Children	31	401	7.7%	10.2%	11.8%	12.4%
% of FP17s for the same patient ID Re-attending within 3 months - Adults	275	1,331	20.7%	15.2%	16.6%	16.7%
% of FP17s for the same patient ID Re-attending between 3 & 9 months - Children	132	401	32.9%	61.4%	60.2%	57.4%
% of FP17s for the same patient ID Re-attending between 3 & 9 months - Adults	336	1,331	25.2%	53.1%	52.0%	50.5%
% of FP17s for Band 1 Urgent Courses	287	1,529	18.8%	8.1%	9.4%	9.1%
% of FP17s Relating to Free Repair or Replacements	0	1,529	0.0%	0.9%	0.7%	0.8%
% of FP17s Relating to Continuations	19	1,529	1.2%	1.5%	1.2%	1.3%
% of Patients satisfied with the dentistry they have received	1	1	N/A	94.9%	93.6%	93.2%
% of Patients satisfied with the time they had to wait for an appointment	1	1	N/A	89.8%	89.1%	89.0%

* This is based on patients treated on this contract for their most recent course of treatment. Figures in italics indicate the base number of FP17s or Patient Questionnaire responses are less than 100. N/A is shown where the base number of responses is less than 10 during the period. % is calculated as Quantity/Base number*100

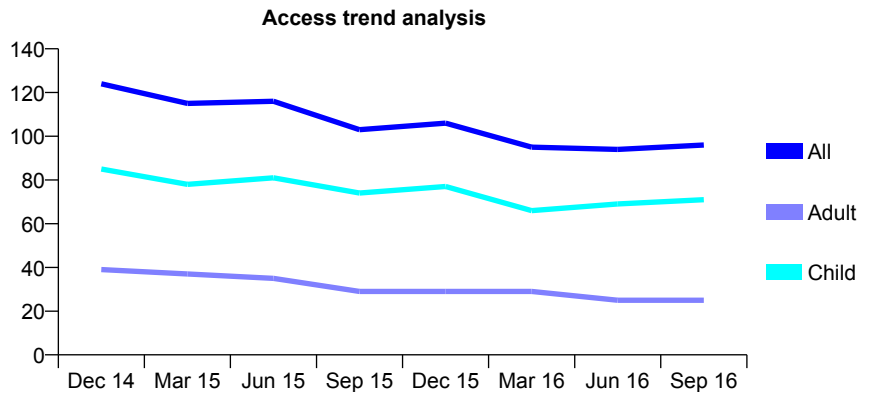
Q65 - Vital Signs At a Glance Contract Report for 210064/0002 - September 2016

Name or company name	MR PE FROUD
Contract type name	GDS Contract
Purpose of contract	General
Contract start date	02/10/2007
Contract end date	

16/17 Contracted general activity (UDA)	400
Carry forward general activity (UDA)	0
16/17 Contracted orthodontic activity (UOA)	0
Carry forward orthodontic activity (UOA)	0
Baseline contract value	£8,871.53

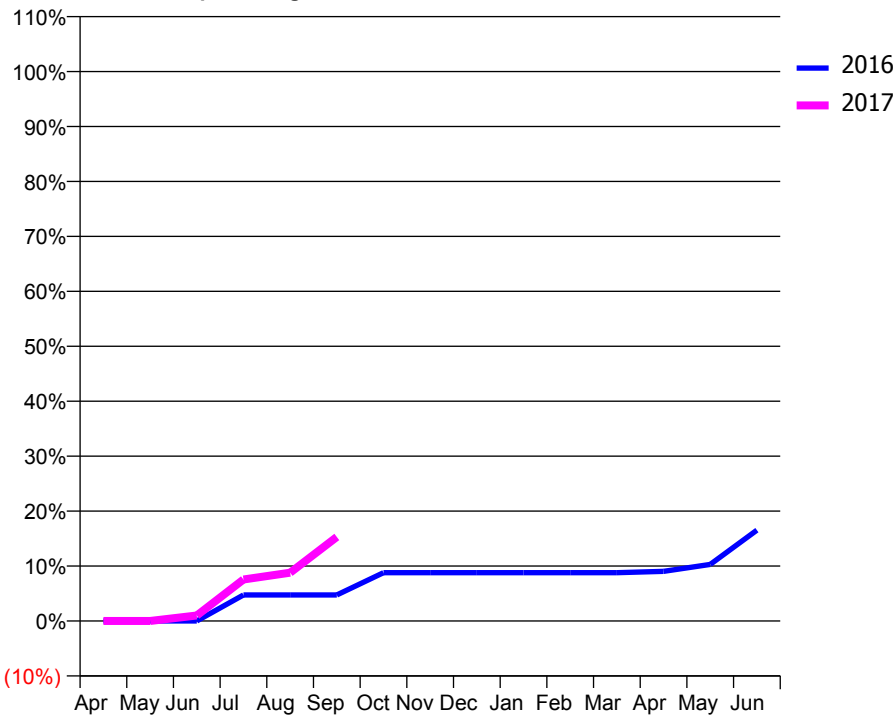
ACCESS*

Patients seen in 24 months	Total	Change since previous quarter
Quarter ending September 2015	103	
Quarter ending December 2015	106	↑
Quarter ending March 2016	95	↓
Quarter ending June 2016	94	↓
Quarter ending September 2016	96	↑
Variance since September 2015	(6.8%)	↓



ACTIVITY

Cumulative percentage of contracted UDA delivered 2016 & 2017



Month	Adjusted Scheduled Activity (UDA)	
	2016	2017
April	0	0
May	0	0
June	0	4
July	19	30
August	19	35
September	19	61
October	35	
November	35	
December	35	
January	35	
February	35	
March	35	
April	36	
May	41	
June	66	

QUALITY

	Quantity	Base Number	Contract	AT	Region	England
% of FP17s for the same patient ID Re-attending within 3 months - Children	4	89	4.5%	10.2%	11.8%	12.4%
% of FP17s for the same patient ID Re-attending within 3 months - Adults	2	23	8.7%	15.2%	16.6%	16.7%
% of FP17s for the same patient ID Re-attending between 3 & 9 months - Children	53	89	59.6%	61.4%	60.2%	57.4%
% of FP17s for the same patient ID Re-attending between 3 & 9 months - Adults	13	23	56.5%	53.1%	52.0%	50.5%
% of FP17s for Band 1 Urgent Courses	1	49	2.0%	8.1%	9.4%	9.1%
% of FP17s Relating to Free Repair or Replacements	0	49	0.0%	0.9%	0.7%	0.8%
% of FP17s Relating to Continuations	0	49	0.0%	1.5%	1.2%	1.3%
% of Patients satisfied with the dentistry they have received	0	0	N/A	94.9%	93.6%	93.2%
% of Patients satisfied with the time they had to wait for an appointment	0	0	N/A	89.8%	89.1%	89.0%

* This is based on patients treated on this contract for their most recent course of treatment. Figures in italics indicate the base number of FP17s or Patient Questionnaire responses are less than 100. N/A is shown where the base number of responses is less than 10 during the period. % is calculated as Quantity/Base number*100

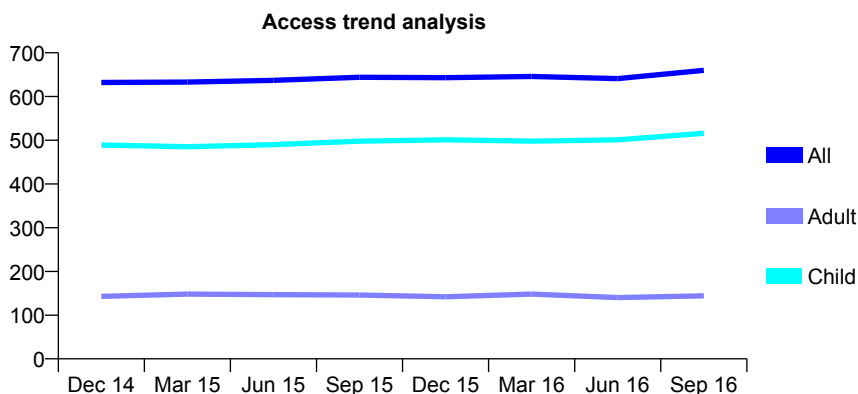
Q65 - Vital Signs At a Glance Contract Report for 210382/0001 - September 2016

Name or company name	MR W GAMBLIN
Contract type name	GDS Contract
Purpose of contract	General
Contract start date	01/04/2006
Contract end date	

16/17 Contracted general activity (UDA)	1,100
Carry forward general activity (UDA)	-22
16/17 Contracted orthodontic activity (UOA)	0
Carry forward orthodontic activity (UOA)	0
Baseline contract value	£24,248.61

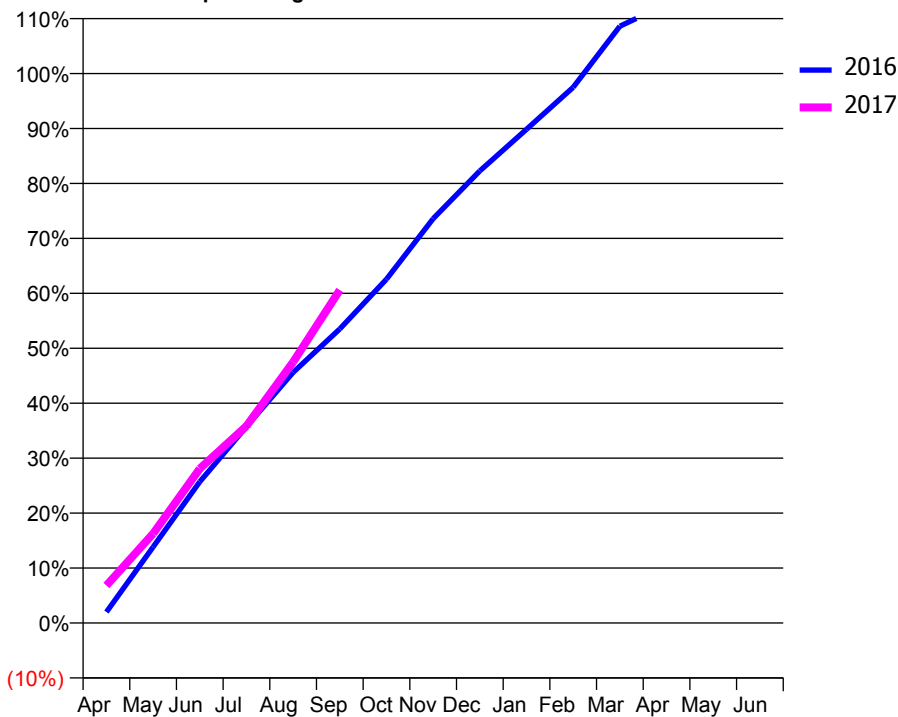
ACCESS*

Patients seen in 24 months	Total	Change since previous quarter
Quarter ending September 2015	644	
Quarter ending December 2015	643	→
Quarter ending March 2016	646	→
Quarter ending June 2016	641	→
Quarter ending September 2016	660	↑
Variance since September 2015	2.5%	↑



ACTIVITY

Cumulative percentage of contracted UDA delivered 2016 & 2017



Month	Adjusted Scheduled Activity (UDA)	
	2016	2017
April	22	75
May	152	179
June	283	309
July	393	394
August	502	523
September	589	667
October	688	
November	810	
December	905	
January	988	
February	1,072	
March	1,195	
April	1,238	
May	1,241	
June	1,244	

QUALITY

	Quantity	Base Number	Contract	AT	Region	England
% of FP17s for the same patient ID Re-attending within 3 months - Children	21	454	4.6%	10.2%	11.8%	12.4%
% of FP17s for the same patient ID Re-attending within 3 months - Adults	10	89	11.2%	15.2%	16.6%	16.7%
% of FP17s for the same patient ID Re-attending between 3 & 9 months - Children	320	454	70.5%	61.4%	60.2%	57.4%
% of FP17s for the same patient ID Re-attending between 3 & 9 months - Adults	56	89	62.9%	53.1%	52.0%	50.5%
% of FP17s for Band 1 Urgent Courses	18	503	3.6%	8.1%	9.4%	9.1%
% of FP17s Relating to Free Repair or Replacements	0	503	0.0%	0.9%	0.7%	0.8%
% of FP17s Relating to Continuations	7	503	1.4%	1.5%	1.2%	1.3%
% of Patients satisfied with the dentistry they have received	0	0	N/A	94.9%	93.6%	93.2%
% of Patients satisfied with the time they had to wait for an appointment	0	0	N/A	89.8%	89.1%	89.0%

* This is based on patients treated on this contract for their most recent course of treatment. Figures in italics indicate the base number of FP17s or Patient Questionnaire responses are less than 100. N/A is shown where the base number of responses is less than 10 during the period. % is calculated as Quantity/Base number*100

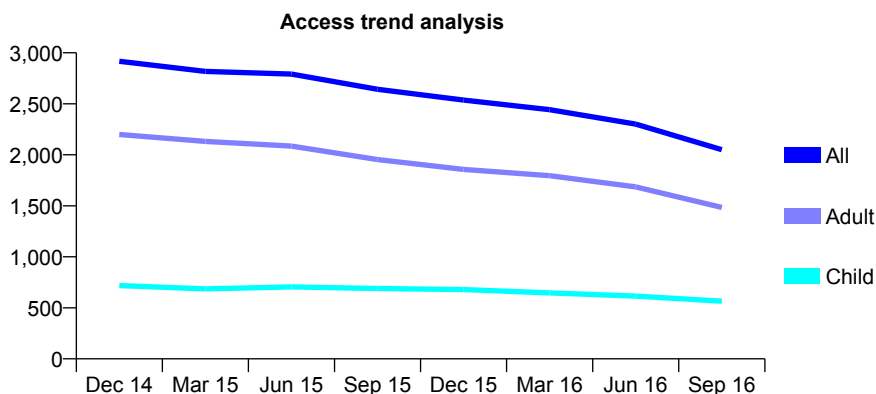
Q65 - Vital Signs At a Glance Contract Report for 218510/0001 - September 2016

Name or company name	MR NJ CHAPMAN
Contract type name	GDS Contract
Purpose of contract	General
Contract start date	01/04/2006
Contract end date	

16/17 Contracted general activity (UDA)	7,075
Carry forward general activity (UDA)	-142
16/17 Contracted orthodontic activity (UOA)	0
Carry forward orthodontic activity (UOA)	0
Baseline contract value	£141,647.89

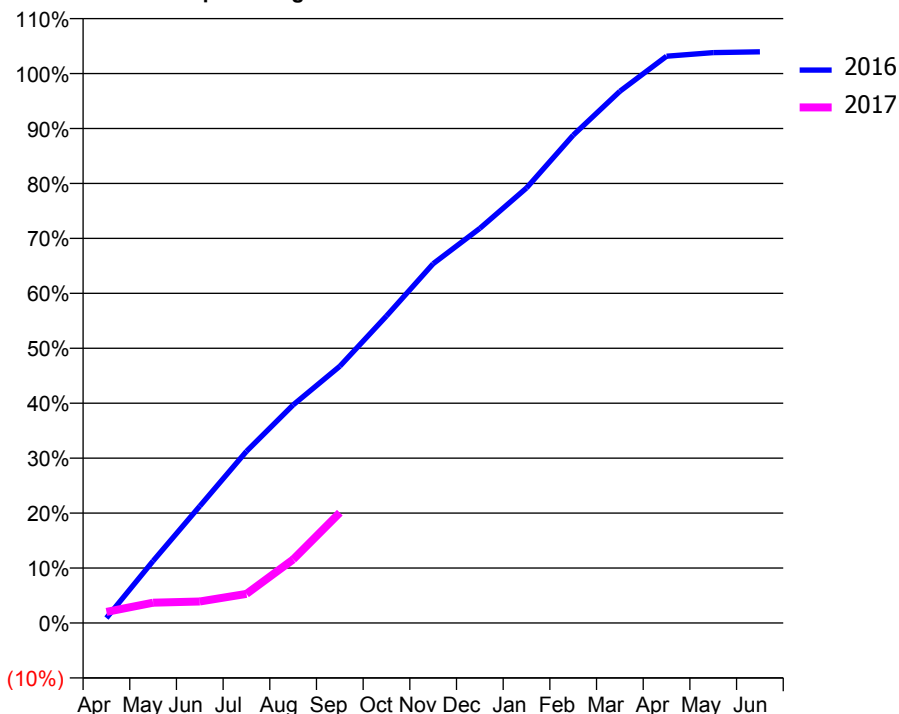
ACCESS*

Patients seen in 24 months	Total	Change since previous quarter
Quarter ending September 2015	2,643	
Quarter ending December 2015	2,536	↓
Quarter ending March 2016	2,443	↓
Quarter ending June 2016	2,301	↓
Quarter ending September 2016	2,050	↓
Variance since September 2015	(22.4%)	↓



ACTIVITY

Cumulative percentage of contracted UDA delivered 2016 & 2017



Adjusted Scheduled Activity (UDA)

Month	2016	2017
April	64	143
May	799	262
June	1,504	277
July	2,210	375
August	2,808	818
September	3,307	1,421
October	3,953	
November	4,627	
December	5,081	
January	5,601	
February	6,282	
March	6,846	
April	7,297	
May	7,345	
June	7,354	

QUALITY

	Quantity	Base Number	Contract	AT	Region	England
% of FP17s for the same patient ID Re-attending within 3 months - Children	17	251	6.8%	10.2%	11.8%	12.4%
% of FP17s for the same patient ID Re-attending within 3 months - Adults	95	693	13.7%	15.2%	16.6%	16.7%
% of FP17s for the same patient ID Re-attending between 3 & 9 months - Children	126	251	50.2%	61.4%	60.2%	57.4%
% of FP17s for the same patient ID Re-attending between 3 & 9 months - Adults	388	693	56.0%	53.1%	52.0%	50.5%
% of FP17s for Band 1 Urgent Courses	71	740	9.6%	8.1%	9.4%	9.1%
% of FP17s Relating to Free Repair or Replacements	12	740	1.6%	0.9%	0.7%	0.8%
% of FP17s Relating to Continuations	10	740	1.4%	1.5%	1.2%	1.3%
% of Patients satisfied with the dentistry they have received	2	2	N/A	94.9%	93.6%	93.2%
% of Patients satisfied with the time they had to wait for an appointment	1	2	N/A	89.8%	89.1%	89.0%

* This is based on patients treated on this contract for their most recent course of treatment. Figures in italics indicate the base number of FP17s or Patient Questionnaire responses are less than 100. N/A is shown where the base number of responses is less than 10 during the period. % is calculated as Quantity/Base number*100

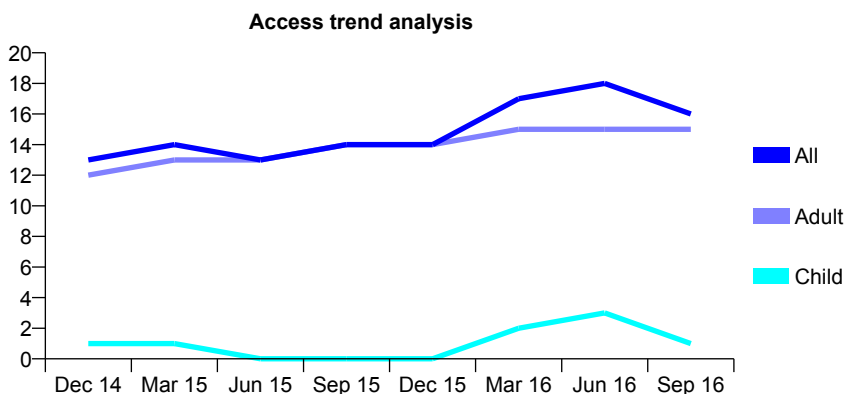
Q65 - Vital Signs At a Glance Contract Report for 220353/0001 - September 2016

Name or company name	MR CN BELL
Contract type name	PDS Contract
Purpose of contract	General
Contract start date	01/04/2006
Contract end date	

16/17 Contracted general activity (UDA)	29
Carry forward general activity (UDA)	0
16/17 Contracted orthodontic activity (UOA)	0
Carry forward orthodontic activity (UOA)	0
Baseline contract value	£789.90

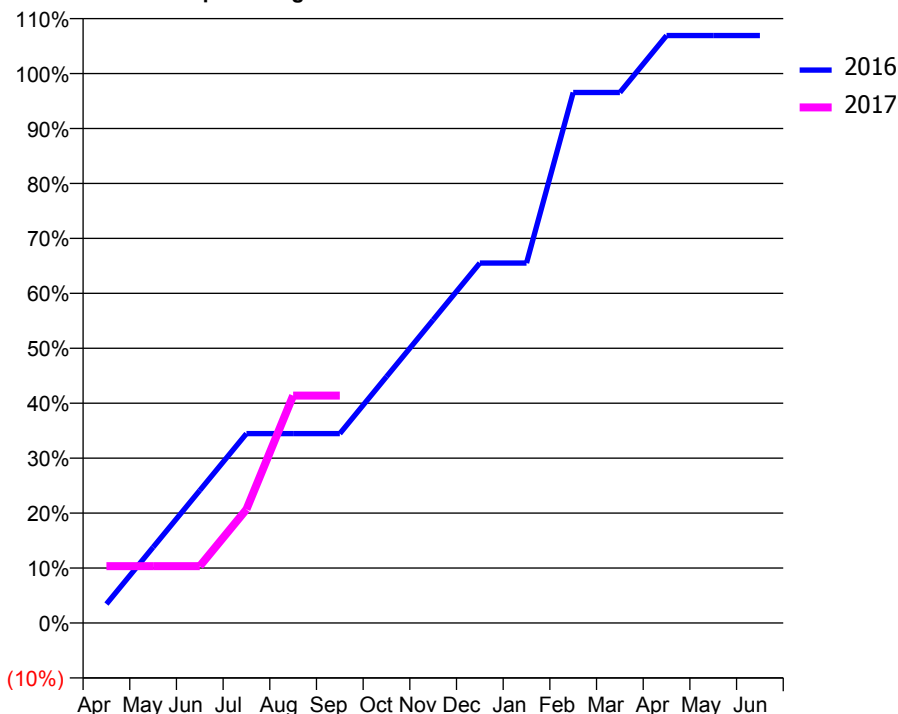
ACCESS*

Patients seen in 24 months	Total	Change since previous quarter
Quarter ending September 2015	14	
Quarter ending December 2015	14	→
Quarter ending March 2016	17	↑
Quarter ending June 2016	18	↑
Quarter ending September 2016	16	↓
Variance since September 2015	14.3%	↑



ACTIVITY

Cumulative percentage of contracted UDA delivered 2016 & 2017



Month	Adjusted Scheduled Activity (UDA)	
	2016	2017
April	1	3
May	4	3
June	7	3
July	10	6
August	10	12
September	10	12
October	13	
November	16	
December	19	
January	19	
February	28	
March	28	
April	31	
May	31	
June	31	

QUALITY

	Quantity	Base Number	Contract	AT	Region	England
% of FP17s for the same patient ID Re-attending within 3 months - Children	0	1	0.0%	10.2%	11.8%	12.4%
% of FP17s for the same patient ID Re-attending within 3 months - Adults	0	4	0.0%	15.2%	16.6%	16.7%
% of FP17s for the same patient ID Re-attending between 3 & 9 months - Children	0	1	0.0%	61.4%	60.2%	57.4%
% of FP17s for the same patient ID Re-attending between 3 & 9 months - Adults	0	4	0.0%	53.1%	52.0%	50.5%
% of FP17s for Band 1 Urgent Courses	0	4	0.0%	8.1%	9.4%	9.1%
% of FP17s Relating to Free Repair or Replacements	0	4	0.0%	0.9%	0.7%	0.8%
% of FP17s Relating to Continuations	0	4	0.0%	1.5%	1.2%	1.3%
% of Patients satisfied with the dentistry they have received	0	0	N/A	94.9%	93.6%	93.2%
% of Patients satisfied with the time they had to wait for an appointment	0	0	N/A	89.8%	89.1%	89.0%

* This is based on patients treated on this contract for their most recent course of treatment. Figures in italics indicate the base number of FP17s or Patient Questionnaire responses are less than 100. N/A is shown where the base number of responses is less than 10 during the period. % is calculated as Quantity/Base number*100

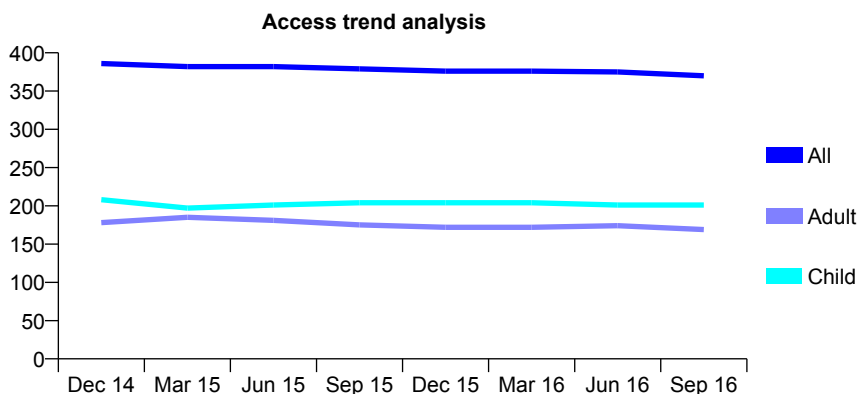
Q65 - Vital Signs At a Glance Contract Report for 220647/0001 - September 2016

Name or company name	MR JP HILL
Contract type name	GDS Contract
Purpose of contract	General
Contract start date	01/04/2006
Contract end date	

16/17 Contracted general activity (UDA)	1,147
Carry forward general activity (UDA)	0
16/17 Contracted orthodontic activity (UOA)	0
Carry forward orthodontic activity (UOA)	0
Baseline contract value	£26,304.03

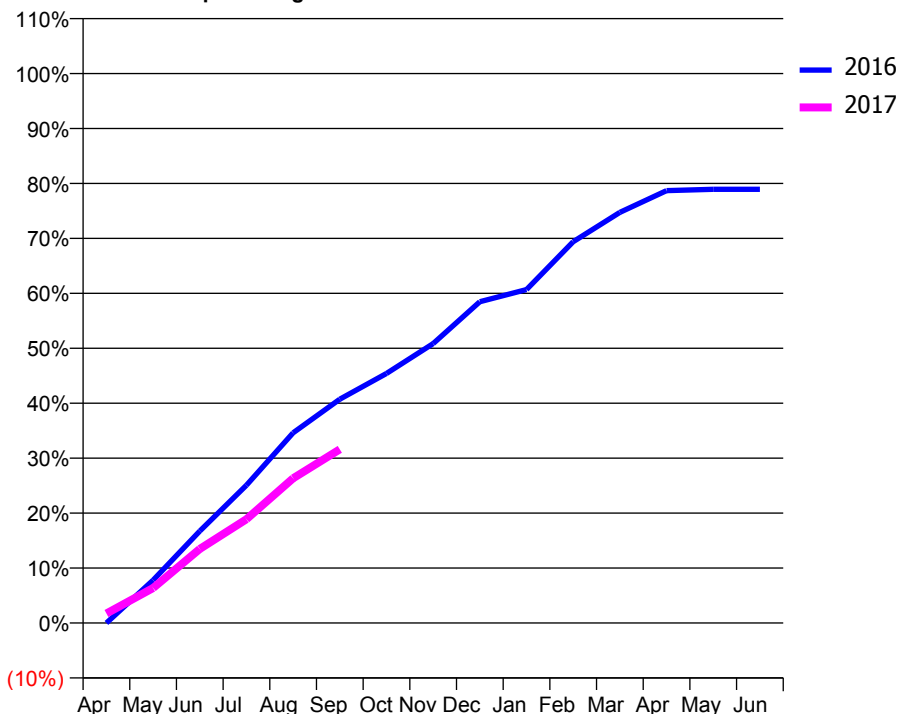
ACCESS*

Patients seen in 24 months	Total	Change since previous quarter
Quarter ending September 2015	379	
Quarter ending December 2015	376	→
Quarter ending March 2016	376	→
Quarter ending June 2016	375	→
Quarter ending September 2016	370	↓
Variance since September 2015	(2.4%)	↓



ACTIVITY

Cumulative percentage of contracted UDA delivered 2016 & 2017



Adjusted Scheduled Activity (UDA)

Month	2016	2017
April	0	20
May	90	73
June	192	155
July	288	217
August	397	302
September	467	363
October	521	
November	583	
December	671	
January	696	
February	796	
March	857	
April	902	
May	905	
June	905	

QUALITY

	Quantity	Base Number	Contract	AT	Region	England
% of FP17s for the same patient ID Re-attending within 3 months - Children	5	178	2.8%	10.2%	11.8%	12.4%
% of FP17s for the same patient ID Re-attending within 3 months - Adults	21	134	15.7%	15.2%	16.6%	16.7%
% of FP17s for the same patient ID Re-attending between 3 & 9 months - Children	138	178	77.5%	61.4%	60.2%	57.4%
% of FP17s for the same patient ID Re-attending between 3 & 9 months - Adults	81	134	60.4%	53.1%	52.0%	50.5%
% of FP17s for Band 1 Urgent Courses	8	271	3.0%	8.1%	9.4%	9.1%
% of FP17s Relating to Free Repair or Replacements	0	271	0.0%	0.9%	0.7%	0.8%
% of FP17s Relating to Continuations	0	271	0.0%	1.5%	1.2%	1.3%
% of Patients satisfied with the dentistry they have received	1	1	N/A	94.9%	93.6%	93.2%
% of Patients satisfied with the time they had to wait for an appointment	1	1	N/A	89.8%	89.1%	89.0%

* This is based on patients treated on this contract for their most recent course of treatment. Figures in italics indicate the base number of FP17s or Patient Questionnaire responses are less than 100. N/A is shown where the base number of responses is less than 10 during the period. % is calculated as Quantity/Base number*100

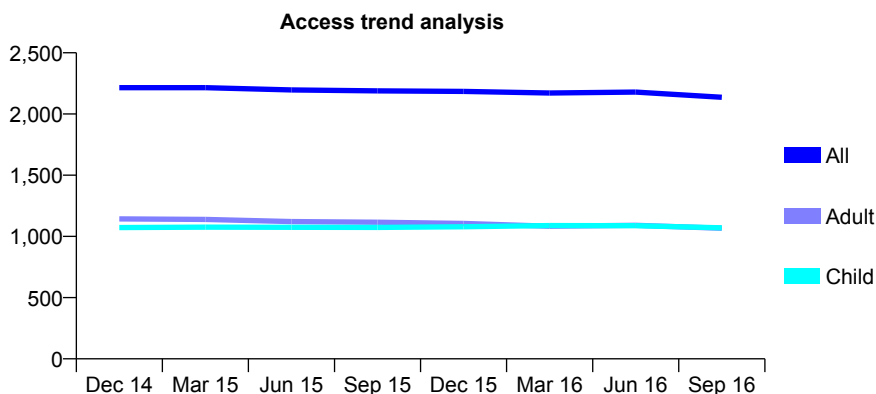
Q65 - Vital Signs At a Glance Contract Report for 222399/0001 - September 2016

Name or company name	MR S KUMORDZIE
Contract type name	GDS Contract
Purpose of contract	General and Orthodontic
Contract start date	01/04/2006
Contract end date	

16/17 Contracted general activity (UDA)	5,751
Carry forward general activity (UDA)	0
16/17 Contracted orthodontic activity (UOA)	753
Carry forward orthodontic activity (UOA)	0
Baseline contract value	£184,510.37

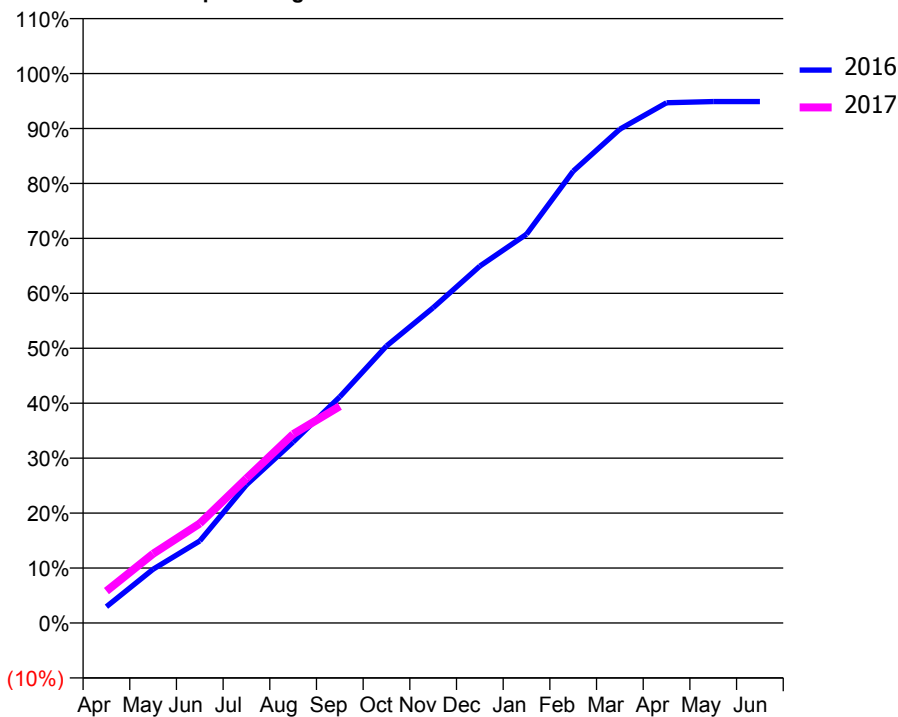
ACCESS*

Patients seen in 24 months	Total	Change since previous quarter
Quarter ending September 2015	2,189	
Quarter ending December 2015	2,185	→
Quarter ending March 2016	2,172	→
Quarter ending June 2016	2,179	→
Quarter ending September 2016	2,137	↓
Variance since September 2015	(2.4%)	↓



ACTIVITY

Cumulative percentage of contracted UDA delivered 2016 & 2017



Month	Adjusted Scheduled Activity (UDA)	
	2016	2017
April	171	335
May	563	725
June	859	1,041
July	1,447	1,513
August	1,895	1,977
September	2,367	2,268
October	2,899	
November	3,299	
December	3,736	
January	4,069	
February	4,730	
March	5,169	
April	5,445	
May	5,457	
June	5,457	

QUALITY

	Quantity	Base Number	Contract	AT	Region	England
% of FP17s for the same patient ID Re-attending within 3 months - Children	109	962	11.3%	10.2%	11.8%	12.4%
% of FP17s for the same patient ID Re-attending within 3 months - Adults	64	635	10.1%	15.2%	16.6%	16.7%
% of FP17s for the same patient ID Re-attending between 3 & 9 months - Children	656	962	68.2%	61.4%	60.2%	57.4%
% of FP17s for the same patient ID Re-attending between 3 & 9 months - Adults	374	635	58.9%	53.1%	52.0%	50.5%
% of FP17s for Band 1 Urgent Courses	65	1,423	4.6%	8.1%	9.4%	9.1%
% of FP17s Relating to Free Repair or Replacements	6	1,423	0.4%	0.9%	0.7%	0.8%
% of FP17s Relating to Continuations	3	1,423	0.2%	1.5%	1.2%	1.3%
% of Patients satisfied with the dentistry they have received	4	4	N/A	94.9%	93.6%	93.2%
% of Patients satisfied with the time they had to wait for an appointment	3	4	N/A	89.8%	89.1%	89.0%

* This is based on patients treated on this contract for their most recent course of treatment. Figures in italics indicate the base number of FP17s or Patient Questionnaire responses are less than 100. N/A is shown where the base number of responses is less than 10 during the period. % is calculated as Quantity/Base number*100

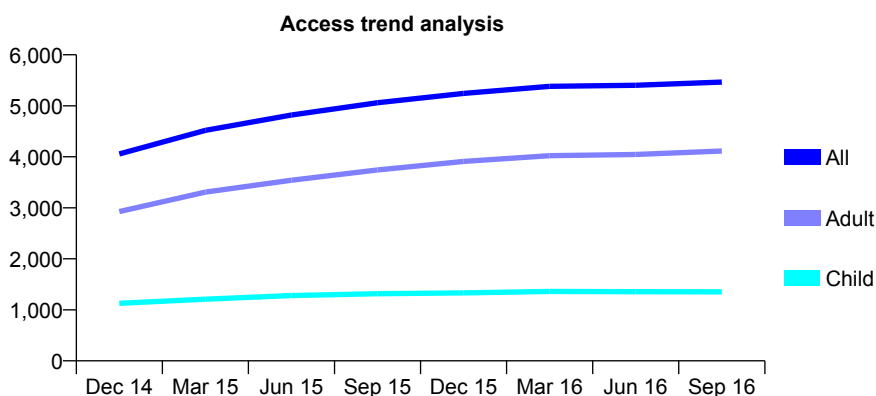
Q65 - Vital Signs At a Glance Contract Report for 251798/0001 - September 2016

Name or company name	MISS KD DAVIES
Contract type name	GDS Contract
Purpose of contract	General
Contract start date	24/01/2014
Contract end date	

16/17 Contracted general activity (UDA)	14,138
Carry forward general activity (UDA)	-104
16/17 Contracted orthodontic activity (UOA)	0
Carry forward orthodontic activity (UOA)	0
Baseline contract value	£367,079.25

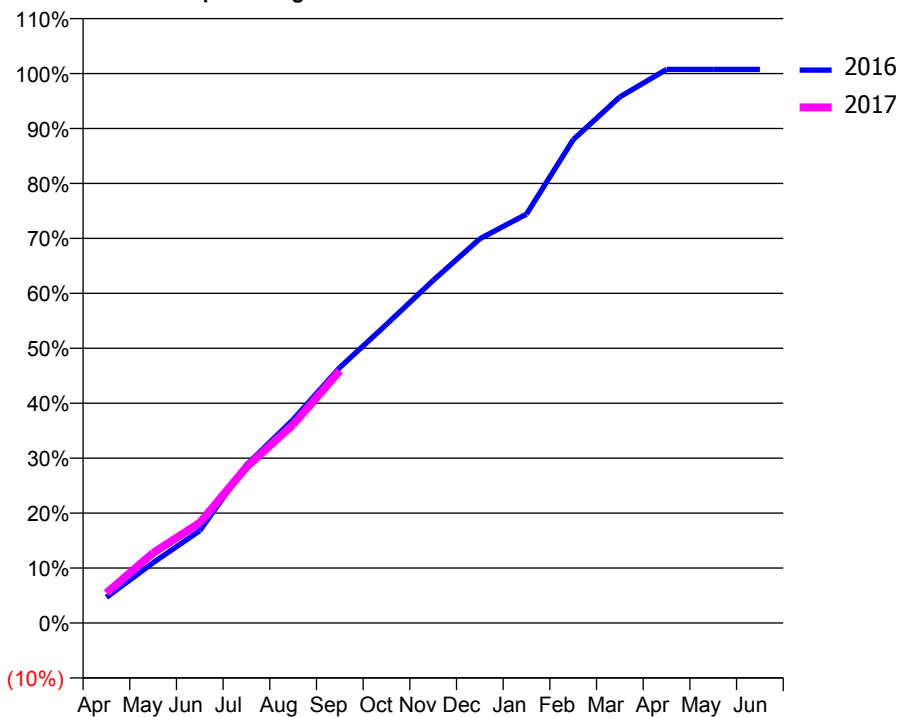
ACCESS*

Patients seen in 24 months	Total	Change since previous quarter
Quarter ending September 2015	5,060	
Quarter ending December 2015	5,242	↑
Quarter ending March 2016	5,382	↑
Quarter ending June 2016	5,403	→
Quarter ending September 2016	5,466	→
Variance since September 2015	8.0%	↑



ACTIVITY

Cumulative percentage of contracted UDA delivered 2016 & 2017



QUALITY

	Quantity	Base Number	Contract	AT	Region	England
% of FP17s for the same patient ID Re-attending within 3 months - Children	115	1,276	9.0%	10.2%	11.8%	12.4%
% of FP17s for the same patient ID Re-attending within 3 months - Adults	568	3,439	16.5%	15.2%	16.6%	16.7%
% of FP17s for the same patient ID Re-attending between 3 & 9 months - Children	873	1,276	68.4%	61.4%	60.2%	57.4%
% of FP17s for the same patient ID Re-attending between 3 & 9 months - Adults	1,880	3,439	54.7%	53.1%	52.0%	50.5%
% of FP17s for Band 1 Urgent Courses	191	3,470	5.5%	8.1%	9.4%	9.1%
% of FP17s Relating to Free Repair or Replacements	86	3,470	2.5%	0.9%	0.7%	0.8%
% of FP17s Relating to Continuations	44	3,470	1.3%	1.5%	1.2%	1.3%
% of Patients satisfied with the dentistry they have received	17	17	100.0%	94.9%	93.6%	93.2%
% of Patients satisfied with the time they had to wait for an appointment	14	17	82.4%	89.8%	89.1%	89.0%

* This is based on patients treated on this contract for their most recent course of treatment. Figures in italics indicate the base number of FP17s or Patient Questionnaire responses are less than 100. N/A is shown where the base number of responses is less than 10 during the period. % is calculated as Quantity/Base number*100

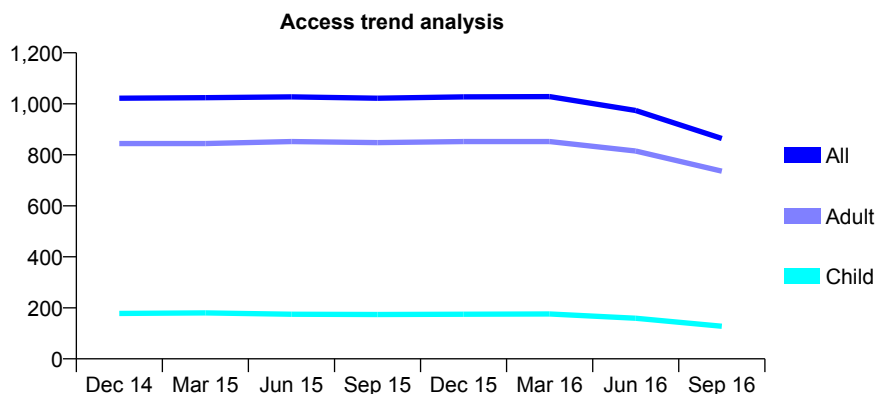
Q65 - Vital Signs At a Glance Contract Report for 321214/0001 - September 2016

Name or company name	MISS BA CLARK
Contract type name	GDS Contract
Purpose of contract	General
Contract start date	01/04/2006
Contract end date	30/06/2016

16/17 Contracted general activity (UDA)	750
Carry forward general activity (UDA)	0
16/17 Contracted orthodontic activity (UOA)	0
Carry forward orthodontic activity (UOA)	0
Baseline contract value	£14,663.38

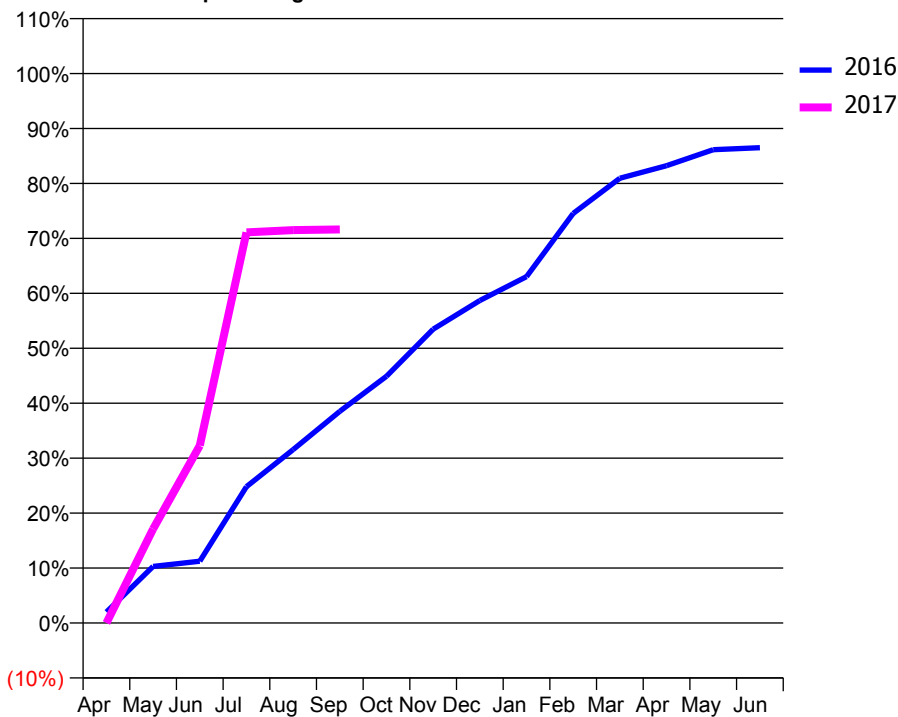
ACCESS*

Patients seen in 24 months	Total	Change since previous quarter
Quarter ending September 2015	1,022	
Quarter ending December 2015	1,027	→
Quarter ending March 2016	1,028	→
Quarter ending June 2016	974	↓
Quarter ending September 2016	864	↓
Variance since September 2015	(15.5%)	↓



ACTIVITY

Cumulative percentage of contracted UDA delivered 2016 & 2017



Adjusted Scheduled Activity (UDA)

Month	2016	2017
April	60	0
May	309	128
June	337	242
July	744	533
August	947	536
September	1,156	537
October	1,347	
November	1,604	
December	1,761	
January	1,891	
February	2,236	
March	2,429	
April	2,497	
May	2,584	
June	2,595	

QUALITY

	Quantity	Base Number	Contract	AT	Region	England
% of FP17s for the same patient ID Re-attending within 3 months - Children	0	52	0.0%	10.2%	11.8%	12.4%
% of FP17s for the same patient ID Re-attending within 3 months - Adults	33	357	9.2%	15.2%	16.6%	16.7%
% of FP17s for the same patient ID Re-attending between 3 & 9 months - Children	33	52	63.5%	61.4%	60.2%	57.4%
% of FP17s for the same patient ID Re-attending between 3 & 9 months - Adults	248	357	69.5%	53.1%	52.0%	50.5%
% of FP17s for Band 1 Urgent Courses	15	310	4.8%	8.1%	9.4%	9.1%
% of FP17s Relating to Free Repair or Replacements	0	310	0.0%	0.9%	0.7%	0.8%
% of FP17s Relating to Continuations	0	310	0.0%	1.5%	1.2%	1.3%
% of Patients satisfied with the dentistry they have received	1	1	N/A	94.9%	93.6%	93.2%
% of Patients satisfied with the time they had to wait for an appointment	1	1	N/A	89.8%	89.1%	89.0%

* This is based on patients treated on this contract for their most recent course of treatment. Figures in italics indicate the base number of FP17s or Patient Questionnaire responses are less than 100. N/A is shown where the base number of responses is less than 10 during the period. % is calculated as Quantity/Base number*100

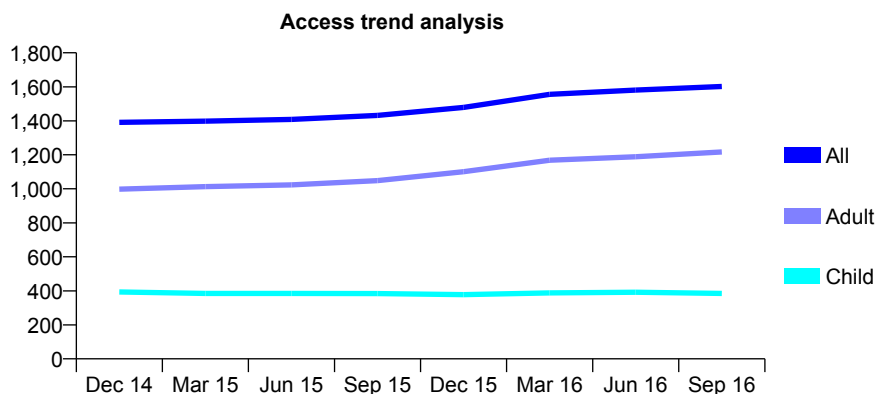
Q65 - Vital Signs At a Glance Contract Report for 322148/0001 - September 2016

Name or company name	MISS SL DAVIES
Contract type name	GDS Contract
Purpose of contract	General
Contract start date	01/04/2006
Contract end date	

16/17 Contracted general activity (UDA)	4,243
Carry forward general activity (UDA)	-85
16/17 Contracted orthodontic activity (UOA)	0
Carry forward orthodontic activity (UOA)	0
Baseline contract value	£103,342.17

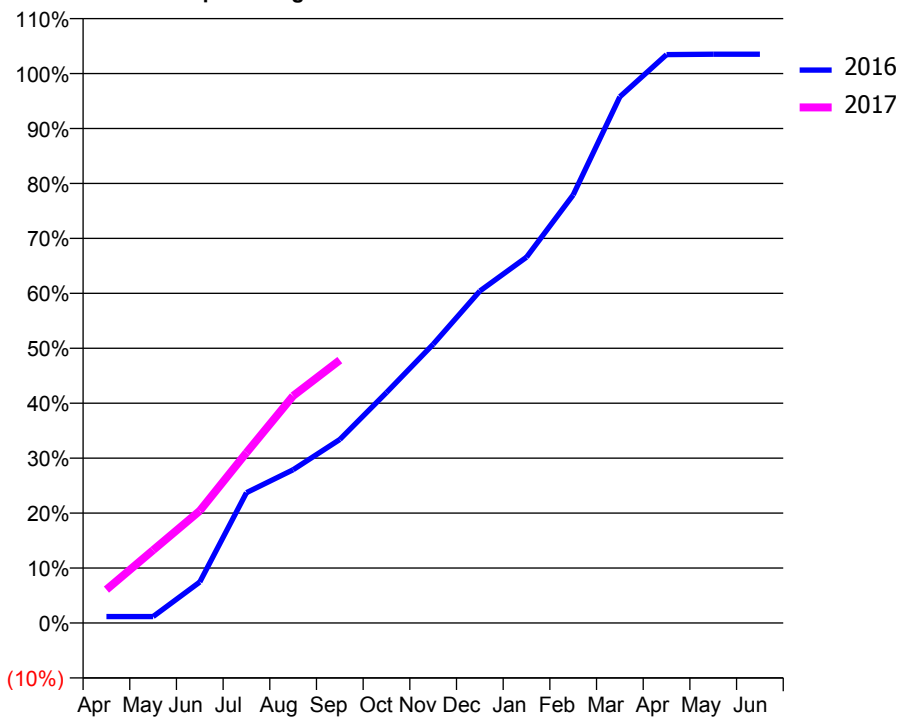
ACCESS*

Patients seen in 24 months	Total	Change since previous quarter
Quarter ending September 2015	1,432	
Quarter ending December 2015	1,479	↑
Quarter ending March 2016	1,556	↑
Quarter ending June 2016	1,581	→
Quarter ending September 2016	1,602	→
Variance since September 2015	11.9%	↑



ACTIVITY

Cumulative percentage of contracted UDA delivered 2016 & 2017



Month	Adjusted Scheduled Activity (UDA)	
	2016	2017
April	50	258
May	50	563
June	316	867
July	1,006	1,315
August	1,184	1,754
September	1,417	2,030
October	1,780	
November	2,153	
December	2,563	
January	2,825	
February	3,306	
March	4,063	
April	4,389	
May	4,392	
June	4,392	

QUALITY

	Quantity	Base Number	Contract	AT	Region	England
% of FP17s for the same patient ID Re-attending within 3 months - Children	20	297	6.7%	10.2%	11.8%	12.4%
% of FP17s for the same patient ID Re-attending within 3 months - Adults	140	884	15.8%	15.2%	16.6%	16.7%
% of FP17s for the same patient ID Re-attending between 3 & 9 months - Children	175	297	58.9%	61.4%	60.2%	57.4%
% of FP17s for the same patient ID Re-attending between 3 & 9 months - Adults	337	884	38.1%	53.1%	52.0%	50.5%
% of FP17s for Band 1 Urgent Courses	126	1,000	12.6%	8.1%	9.4%	9.1%
% of FP17s Relating to Free Repair or Replacements	0	1,000	0.0%	0.9%	0.7%	0.8%
% of FP17s Relating to Continuations	2	1,000	0.2%	1.5%	1.2%	1.3%
% of Patients satisfied with the dentistry they have received	1	1	N/A	94.9%	93.6%	93.2%
% of Patients satisfied with the time they had to wait for an appointment	0	1	N/A	89.8%	89.1%	89.0%

* This is based on patients treated on this contract for their most recent course of treatment. Figures in italics indicate the base number of FP17s or Patient Questionnaire responses are less than 100. N/A is shown where the base number of responses is less than 10 during the period. % is calculated as Quantity/Base number*100

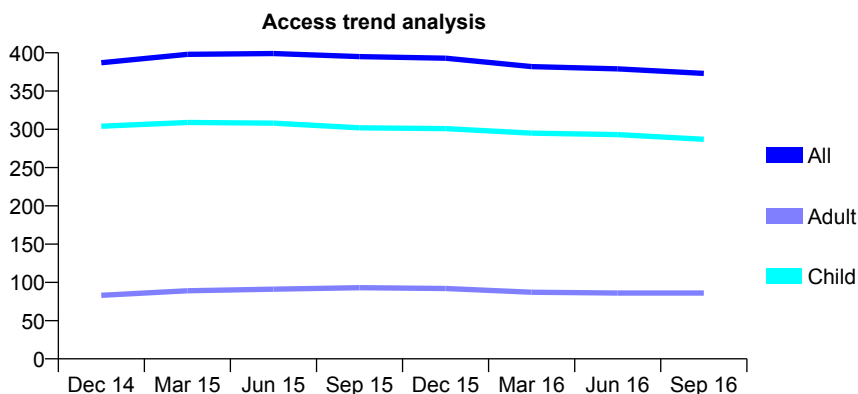
Q65 - Vital Signs At a Glance Contract Report for 322237/0002 - September 2016

Name or company name	MR DC MASON
Contract type name	GDS Contract
Purpose of contract	General
Contract start date	01/04/2006
Contract end date	

16/17 Contracted general activity (UDA)	850
Carry forward general activity (UDA)	0
16/17 Contracted orthodontic activity (UOA)	0
Carry forward orthodontic activity (UOA)	0
Baseline contract value	£20,730.17

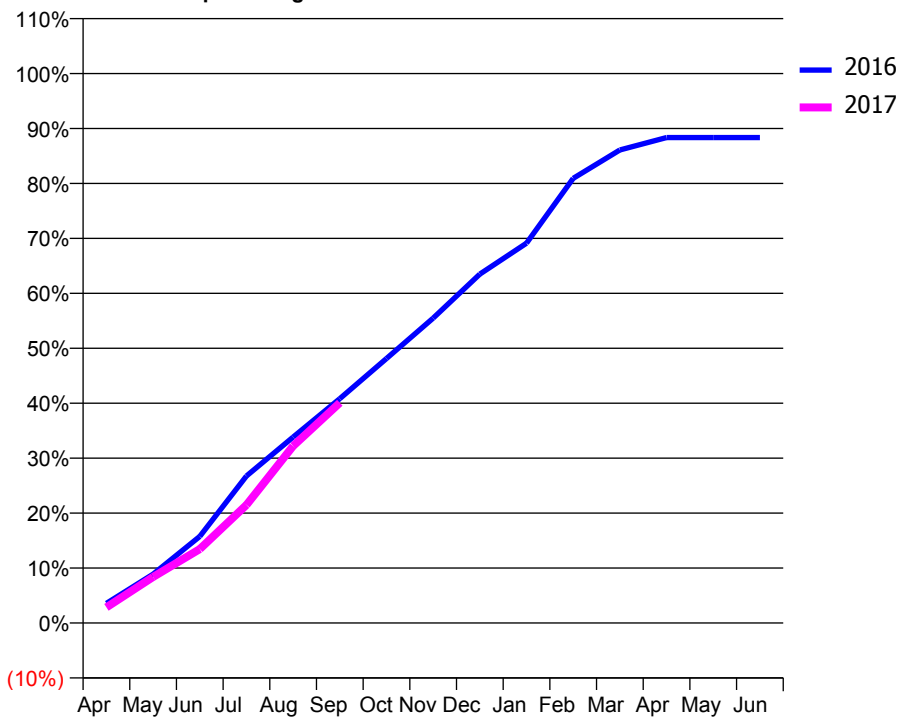
ACCESS*

Patients seen in 24 months	Total	Change since previous quarter
Quarter ending September 2015	395	
Quarter ending December 2015	393	→
Quarter ending March 2016	382	↓
Quarter ending June 2016	379	→
Quarter ending September 2016	373	↓
Variance since September 2015	(5.6%)	↓



ACTIVITY

Cumulative percentage of contracted UDA delivered 2016 & 2017



Month	Adjusted Scheduled Activity (UDA)	
	2016	2017
April	30	24
May	76	71
June	134	114
July	227	183
August	288	274
September	347	341
October	409	
November	472	
December	540	
January	588	
February	688	
March	732	
April	751	
May	751	
June	751	

QUALITY

	Quantity	Base Number	Contract	AT	Region	England
% of FP17s for the same patient ID Re-attending within 3 months - Children	11	236	4.7%	10.2%	11.8%	12.4%
% of FP17s for the same patient ID Re-attending within 3 months - Adults	2	43	4.7%	15.2%	16.6%	16.7%
% of FP17s for the same patient ID Re-attending between 3 & 9 months - Children	178	236	75.4%	61.4%	60.2%	57.4%
% of FP17s for the same patient ID Re-attending between 3 & 9 months - Adults	27	43	62.8%	53.1%	52.0%	50.5%
% of FP17s for Band 1 Urgent Courses	8	260	3.1%	8.1%	9.4%	9.1%
% of FP17s Relating to Free Repair or Replacements	0	260	0.0%	0.9%	0.7%	0.8%
% of FP17s Relating to Continuations	0	260	0.0%	1.5%	1.2%	1.3%
% of Patients satisfied with the dentistry they have received	0	0	N/A	94.9%	93.6%	93.2%
% of Patients satisfied with the time they had to wait for an appointment	0	0	N/A	89.8%	89.1%	89.0%

* This is based on patients treated on this contract for their most recent course of treatment. Figures in italics indicate the base number of FP17s or Patient Questionnaire responses are less than 100. N/A is shown where the base number of responses is less than 10 during the period. % is calculated as Quantity/Base number*100

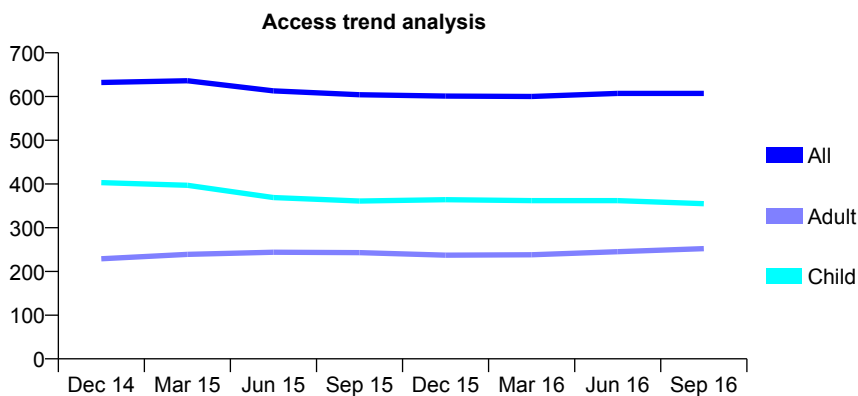
Q65 - Vital Signs At a Glance Contract Report for 328316/0001 - September 2016

Name or company name	MR JM TRIGG
Contract type name	GDS Contract
Purpose of contract	General
Contract start date	01/04/2006
Contract end date	

16/17 Contracted general activity (UDA)	1,000
Carry forward general activity (UDA)	0
16/17 Contracted orthodontic activity (UOA)	0
Carry forward orthodontic activity (UOA)	0
Baseline contract value	£24,286.42

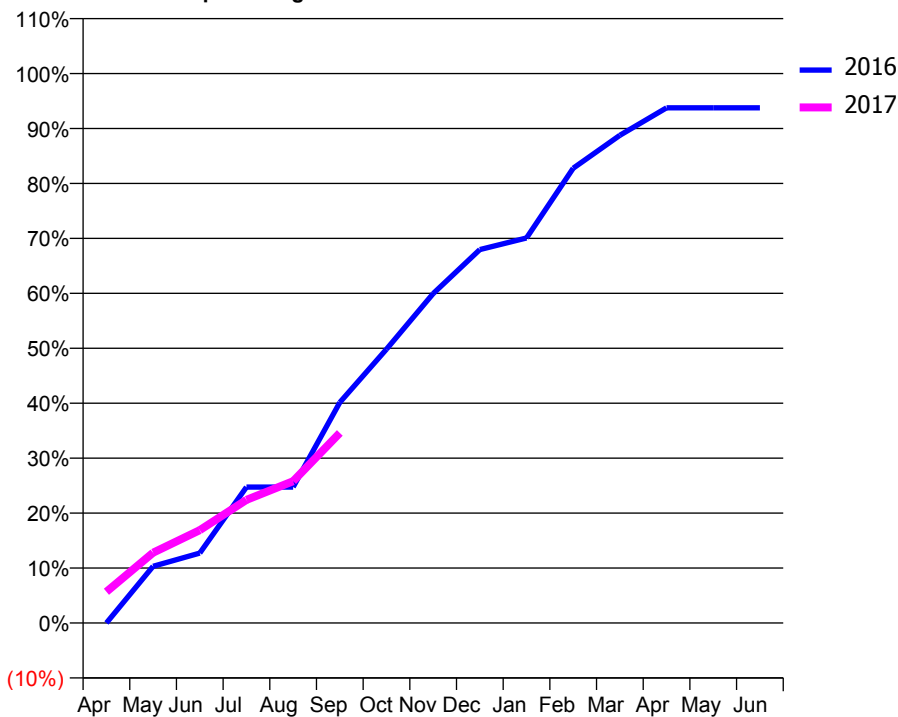
ACCESS*

Patients seen in 24 months	Total	Change since previous quarter
Quarter ending September 2015	604	
Quarter ending December 2015	601	→
Quarter ending March 2016	600	→
Quarter ending June 2016	607	→
Quarter ending September 2016	607	→
Variance since September 2015	0.5%	→



ACTIVITY

Cumulative percentage of contracted UDA delivered 2016 & 2017



Adjusted Scheduled Activity (UDA)

Month	2016	2017
April	0	57
May	103	128
June	127	169
July	247	224
August	247	258
September	401	346
October	498	
November	600	
December	680	
January	701	
February	828	
March	888	
April	938	
May	938	
June	938	

QUALITY

	Quantity	Base Number	Contract	AT	Region	England
% of FP17s for the same patient ID Re-attending within 3 months - Children	2	230	0.9%	10.2%	11.8%	12.4%
% of FP17s for the same patient ID Re-attending within 3 months - Adults	0	99	0.0%	15.2%	16.6%	16.7%
% of FP17s for the same patient ID Re-attending between 3 & 9 months - Children	132	230	57.4%	61.4%	60.2%	57.4%
% of FP17s for the same patient ID Re-attending between 3 & 9 months - Adults	54	99	54.5%	53.1%	52.0%	50.5%
% of FP17s for Band 1 Urgent Courses	0	281	0.0%	8.1%	9.4%	9.1%
% of FP17s Relating to Free Repair or Replacements	0	281	0.0%	0.9%	0.7%	0.8%
% of FP17s Relating to Continuations	0	281	0.0%	1.5%	1.2%	1.3%
% of Patients satisfied with the dentistry they have received	0	0	N/A	94.9%	93.6%	93.2%
% of Patients satisfied with the time they had to wait for an appointment	0	0	N/A	89.8%	89.1%	89.0%

* This is based on patients treated on this contract for their most recent course of treatment. Figures in italics indicate the base number of FP17s or Patient Questionnaire responses are less than 100. N/A is shown where the base number of responses is less than 10 during the period. % is calculated as Quantity/Base number*100

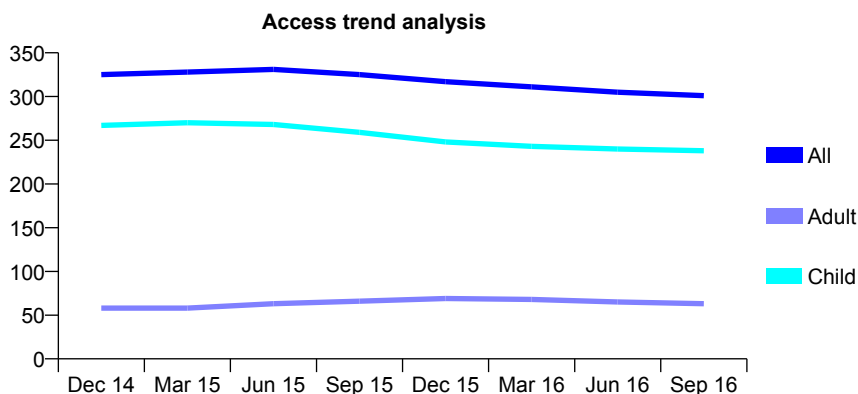
Q65 - Vital Signs At a Glance Contract Report for 331163/0001 - September 2016

Name or company name	MR JR HATFIELD
Contract type name	GDS Contract
Purpose of contract	General
Contract start date	01/04/2006
Contract end date	

16/17 Contracted general activity (UDA)	909
Carry forward general activity (UDA)	0
16/17 Contracted orthodontic activity (UOA)	0
Carry forward orthodontic activity (UOA)	0
Baseline contract value	£18,510.39

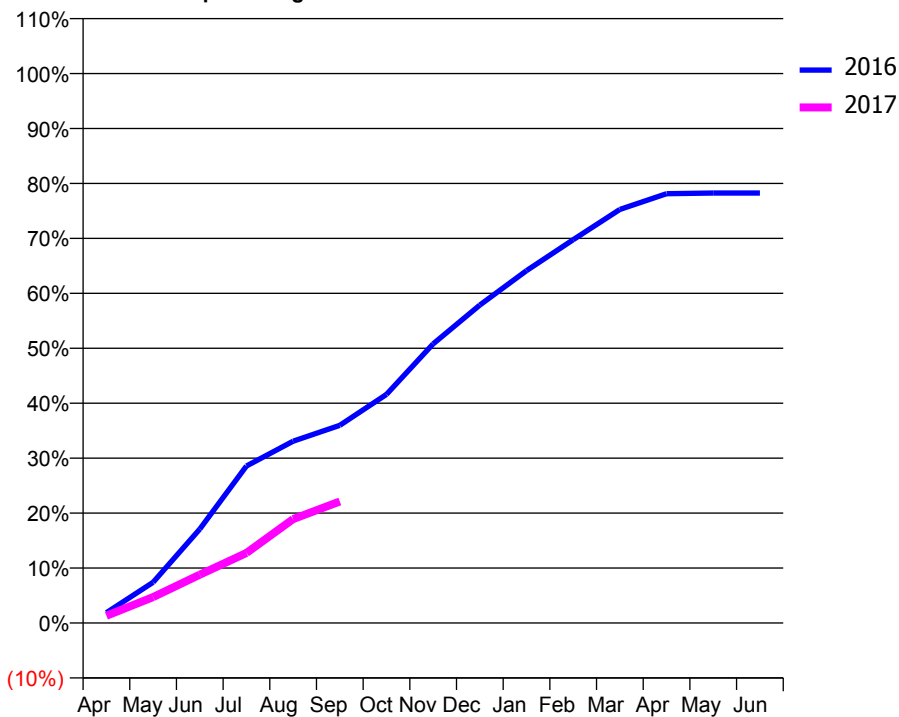
ACCESS*

Patients seen in 24 months	Total	Change since previous quarter
Quarter ending September 2015	325	
Quarter ending December 2015	317	↓
Quarter ending March 2016	311	↓
Quarter ending June 2016	305	↓
Quarter ending September 2016	301	↓
Variance since September 2015	(7.4%)	↓



ACTIVITY

Cumulative percentage of contracted UDA delivered 2016 & 2017



Month	Adjusted Scheduled Activity (UDA)	
	2016	2017
April	17	12
May	67	43
June	155	80
July	260	116
August	301	172
September	327	201
October	378	
November	462	
December	526	
January	583	
February	634	
March	684	
April	710	
May	711	
June	711	

QUALITY

	Quantity	Base Number	Contract	AT	Region	England
% of FP17s for the same patient ID Re-attending within 3 months - Children	10	144	6.9%	10.2%	11.8%	12.4%
% of FP17s for the same patient ID Re-attending within 3 months - Adults	1	9	<i>11.1%</i>	15.2%	16.6%	16.7%
% of FP17s for the same patient ID Re-attending between 3 & 9 months - Children	102	144	70.8%	61.4%	60.2%	57.4%
% of FP17s for the same patient ID Re-attending between 3 & 9 months - Adults	5	9	55.6%	53.1%	52.0%	50.5%
% of FP17s for Band 1 Urgent Courses	0	131	0.0%	8.1%	9.4%	9.1%
% of FP17s Relating to Free Repair or Replacements	0	131	0.0%	0.9%	0.7%	0.8%
% of FP17s Relating to Continuations	0	131	0.0%	1.5%	1.2%	1.3%
% of Patients satisfied with the dentistry they have received	1	1	N/A	94.9%	93.6%	93.2%
% of Patients satisfied with the time they had to wait for an appointment	1	1	N/A	89.8%	89.1%	89.0%

* This is based on patients treated on this contract for their most recent course of treatment. Figures in italics indicate the base number of FP17s or Patient Questionnaire responses are less than 100. N/A is shown where the base number of responses is less than 10 during the period. % is calculated as Quantity/Base number*100

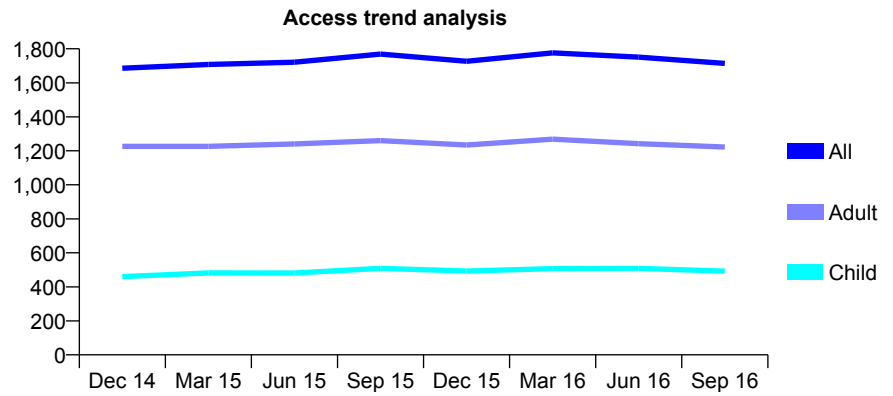
Q65 - Vital Signs At a Glance Contract Report for 339636/0001 - September 2016

Name or company name	MRS J ZEINALI
Contract type name	GDS Contract
Purpose of contract	General
Contract start date	01/04/2006
Contract end date	

16/17 Contracted general activity (UDA)	5,939
Carry forward general activity (UDA)	16
16/17 Contracted orthodontic activity (UOA)	0
Carry forward orthodontic activity (UOA)	0
Baseline contract value	£142,427.21

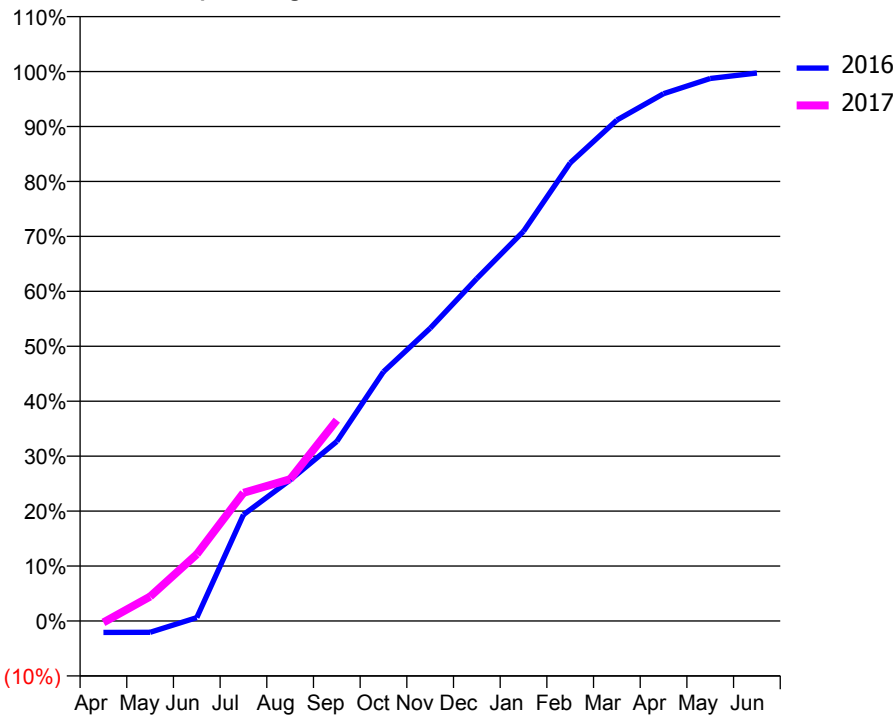
ACCESS*

Patients seen in 24 months	Total	Change since previous quarter
Quarter ending September 2015	1,769	
Quarter ending December 2015	1,727	↓
Quarter ending March 2016	1,776	↑
Quarter ending June 2016	1,751	↓
Quarter ending September 2016	1,714	↓
Variance since September 2015	(3.1%)	↓



ACTIVITY

Cumulative percentage of contracted UDA delivered 2016 & 2017



Month	Adjusted Scheduled Activity (UDA)	
	2016	2017
April	-124	-16
May	-123	265
June	37	722
July	1,149	1,386
August	1,525	1,532
September	1,941	2,171
October	2,694	
November	3,165	
December	3,702	
January	4,212	
February	4,951	
March	5,414	
April	5,700	
May	5,864	
June	5,923	

QUALITY

	Quantity	Base Number	Contract	AT	Region	England
% of FP17s for the same patient ID Re-attending within 3 months - Children	34	297	11.4%	10.2%	11.8%	12.4%
% of FP17s for the same patient ID Re-attending within 3 months - Adults	153	830	18.4%	15.2%	16.6%	16.7%
% of FP17s for the same patient ID Re-attending between 3 & 9 months - Children	163	297	54.9%	61.4%	60.2%	57.4%
% of FP17s for the same patient ID Re-attending between 3 & 9 months - Adults	433	830	52.2%	53.1%	52.0%	50.5%
% of FP17s for Band 1 Urgent Courses	117	937	12.5%	8.1%	9.4%	9.1%
% of FP17s Relating to Free Repair or Replacements	6	937	0.6%	0.9%	0.7%	0.8%
% of FP17s Relating to Continuations	7	937	0.7%	1.5%	1.2%	1.3%
% of Patients satisfied with the dentistry they have received	0	1	N/A	94.9%	93.6%	93.2%
% of Patients satisfied with the time they had to wait for an appointment	1	1	N/A	89.8%	89.1%	89.0%

* This is based on patients treated on this contract for their most recent course of treatment. Figures in italics indicate the base number of FP17s or Patient Questionnaire responses are less than 100. N/A is shown where the base number of responses is less than 10 during the period. % is calculated as Quantity/Base number*100

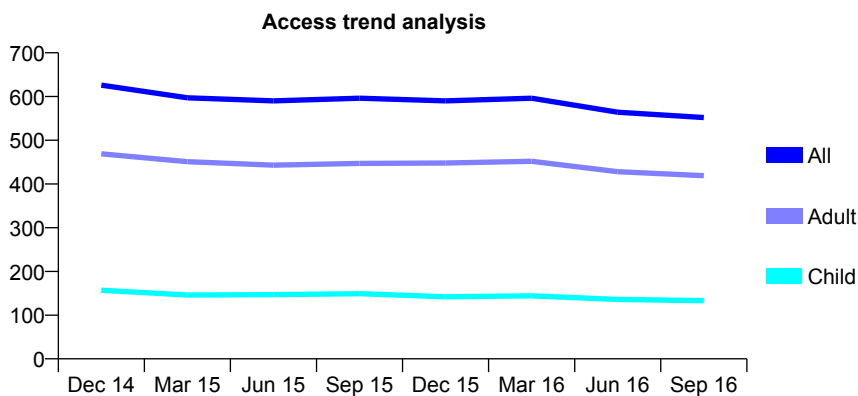
Q65 - Vital Signs At a Glance Contract Report for 339636/0002 - September 2016

Name or company name	MRS J ZEINALI
Contract type name	GDS Contract
Purpose of contract	General
Contract start date	01/04/2006
Contract end date	

16/17 Contracted general activity (UDA)	2,235
Carry forward general activity (UDA)	0
16/17 Contracted orthodontic activity (UOA)	0
Carry forward orthodontic activity (UOA)	0
Baseline contract value	£54,436.35

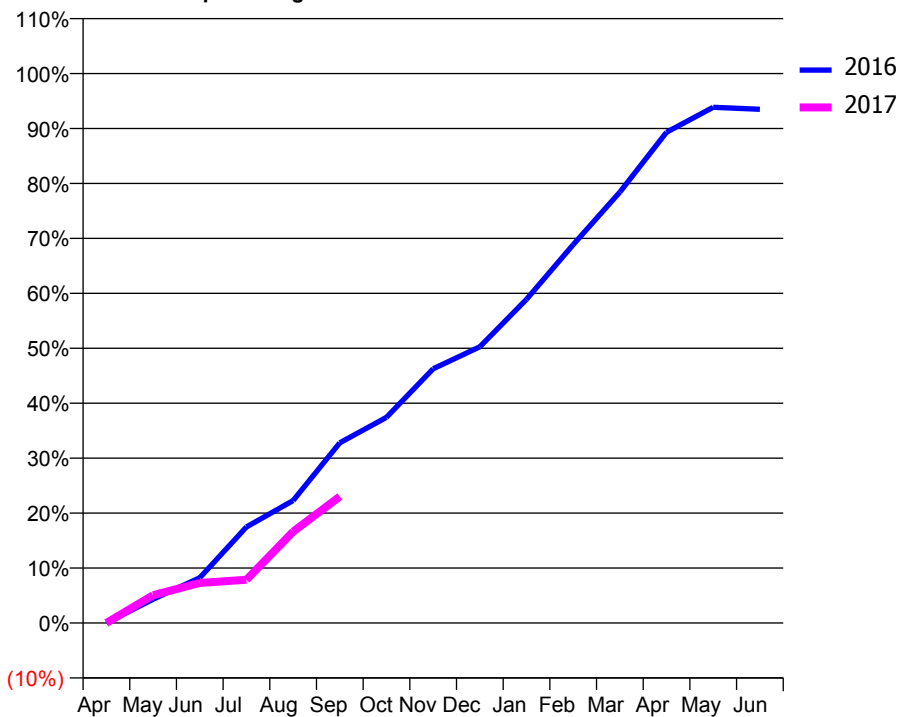
ACCESS*

Patients seen in 24 months	Total	Change since previous quarter
Quarter ending September 2015	596	
Quarter ending December 2015	590	↓
Quarter ending March 2016	596	→
Quarter ending June 2016	564	↓
Quarter ending September 2016	552	↓
Variance since September 2015	(7.4%)	↓



ACTIVITY

Cumulative percentage of contracted UDA delivered 2016 & 2017



Adjusted Scheduled Activity (UDA)

Month	2016	2017
April	0	0
May	97	113
June	184	163
July	391	176
August	498	372
September	733	514
October	836	
November	1,034	
December	1,123	
January	1,316	
February	1,539	
March	1,753	
April	1,996	
May	2,097	
June	2,090	

QUALITY

	Quantity	Base Number	Contract	AT	Region	England
% of FP17s for the same patient ID Re-attending within 3 months - Children	4	65	6.2%	10.2%	11.8%	12.4%
% of FP17s for the same patient ID Re-attending within 3 months - Adults	35	270	13.0%	15.2%	16.6%	16.7%
% of FP17s for the same patient ID Re-attending between 3 & 9 months - Children	33	65	50.8%	61.4%	60.2%	57.4%
% of FP17s for the same patient ID Re-attending between 3 & 9 months - Adults	143	270	53.0%	53.1%	52.0%	50.5%
% of FP17s for Band 1 Urgent Courses	17	228	7.5%	8.1%	9.4%	9.1%
% of FP17s Relating to Free Repair or Replacements	4	228	1.8%	0.9%	0.7%	0.8%
% of FP17s Relating to Continuations	2	228	0.9%	1.5%	1.2%	1.3%
% of Patients satisfied with the dentistry they have received	0	0	N/A	94.9%	93.6%	93.2%
% of Patients satisfied with the time they had to wait for an appointment	0	0	N/A	89.8%	89.1%	89.0%

* This is based on patients treated on this contract for their most recent course of treatment. Figures in italics indicate the base number of FP17s or Patient Questionnaire responses are less than 100. N/A is shown where the base number of responses is less than 10 during the period. % is calculated as Quantity/Base number*100

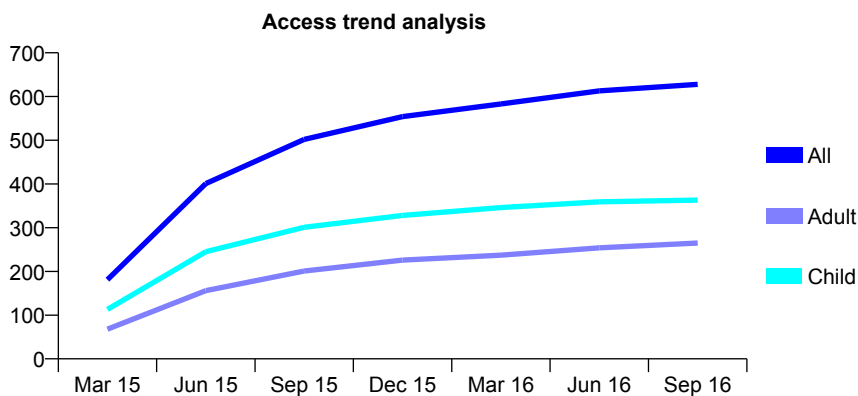
Q65 - Vital Signs At a Glance Contract Report for 342408/0001 - September 2016

Name or company name	MR DA CHAPMAN
Contract type name	GDS Contract
Purpose of contract	General and Orthodontic
Contract start date	01/12/2014
Contract end date	

16/17 Contracted general activity (UDA)	1,770
Carry forward general activity (UDA)	0
16/17 Contracted orthodontic activity (UOA)	0
Carry forward orthodontic activity (UOA)	0
Baseline contract value	£45,036.16

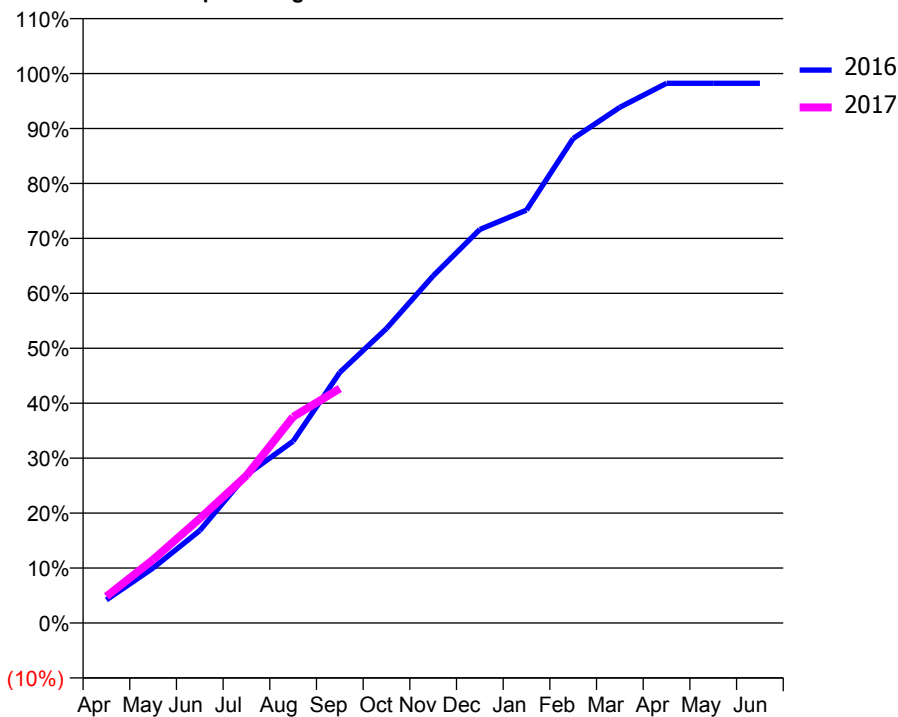
ACCESS*

Patients seen in 24 months	Total	Change since previous quarter
Quarter ending September 2015	502	
Quarter ending December 2015	554	↑
Quarter ending March 2016	583	↑
Quarter ending June 2016	613	↑
Quarter ending September 2016	628	↑
Variance since September 2015	25.1%	↑



ACTIVITY

Cumulative percentage of contracted UDA delivered 2016 & 2017



Month	Adjusted Scheduled Activity (UDA)	
	2016	2017
April	75	86
May	177	204
June	298	337
July	477	475
August	586	664
September	807	755
October	949	
November	1,118	
December	1,268	
January	1,330	
February	1,561	
March	1,661	
April	1,738	
May	1,738	
June	1,738	

QUALITY

	Quantity	Base Number	Contract	AT	Region	England
% of FP17s for the same patient ID Re-attending within 3 months - Children	20	295	6.8%	10.2%	11.8%	12.4%
% of FP17s for the same patient ID Re-attending within 3 months - Adults	28	179	15.6%	15.2%	16.6%	16.7%
% of FP17s for the same patient ID Re-attending between 3 & 9 months - Children	219	295	74.2%	61.4%	60.2%	57.4%
% of FP17s for the same patient ID Re-attending between 3 & 9 months - Adults	114	179	63.7%	53.1%	52.0%	50.5%
% of FP17s for Band 1 Urgent Courses	17	434	3.9%	8.1%	9.4%	9.1%
% of FP17s Relating to Free Repair or Replacements	0	434	0.0%	0.9%	0.7%	0.8%
% of FP17s Relating to Continuations	2	434	0.5%	1.5%	1.2%	1.3%
% of Patients satisfied with the dentistry they have received	1	1	N/A	94.9%	93.6%	93.2%
% of Patients satisfied with the time they had to wait for an appointment	1	1	N/A	89.8%	89.1%	89.0%

* This is based on patients treated on this contract for their most recent course of treatment. Figures in italics indicate the base number of FP17s or Patient Questionnaire responses are less than 100. N/A is shown where the base number of responses is less than 10 during the period. % is calculated as Quantity/Base number*100

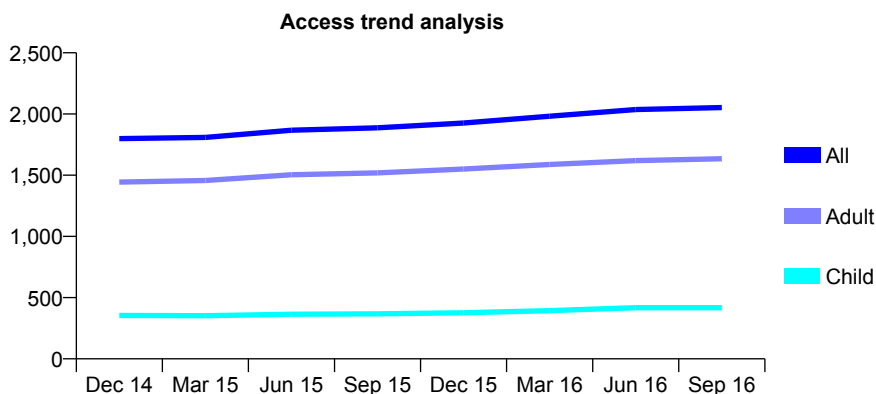
Q65 - Vital Signs At a Glance Contract Report for 364800/0001 - September 2016

Name or company name	MR M SUCHTER
Contract type name	GDS Contract
Purpose of contract	General
Contract start date	01/04/2012
Contract end date	

16/17 Contracted general activity (UDA)	5,601
Carry forward general activity (UDA)	-10
16/17 Contracted orthodontic activity (UOA)	0
Carry forward orthodontic activity (UOA)	0
Baseline contract value	£124,387.87

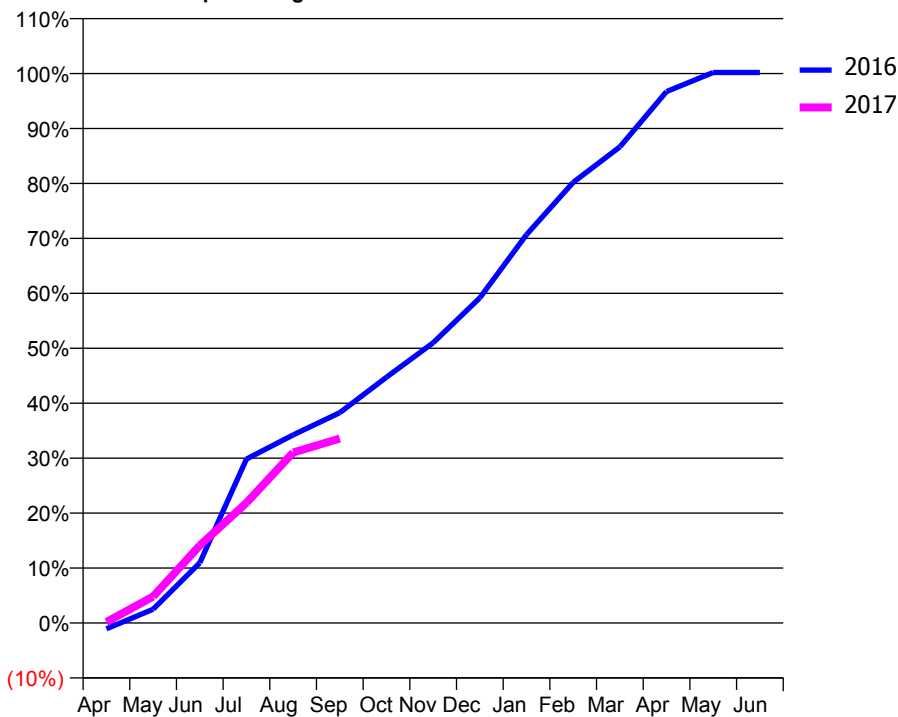
ACCESS*

Patients seen in 24 months	Total	Change since previous quarter
Quarter ending September 2015	1,887	
Quarter ending December 2015	1,927	↑
Quarter ending March 2016	1,982	↑
Quarter ending June 2016	2,037	↑
Quarter ending September 2016	2,053	→
Variance since September 2015	8.8%	↑



ACTIVITY

Cumulative percentage of contracted UDA delivered 2016 & 2017



Adjusted Scheduled Activity (UDA)

Month	2016	2017
April	-61	10
May	141	269
June	614	791
July	1,671	1,226
August	1,917	1,738
September	2,145	1,880
October	2,506	
November	2,856	
December	3,315	
January	3,959	
February	4,491	
March	4,853	
April	5,416	
May	5,611	
June	5,611	

QUALITY

	Quantity	Base Number	Contract	AT	Region	England
% of FP17s for the same patient ID Re-attending within 3 months - Children	18	292	6.2%	10.2%	11.8%	12.4%
% of FP17s for the same patient ID Re-attending within 3 months - Adults	128	969	13.2%	15.2%	16.6%	16.7%
% of FP17s for the same patient ID Re-attending between 3 & 9 months - Children	125	292	42.8%	61.4%	60.2%	57.4%
% of FP17s for the same patient ID Re-attending between 3 & 9 months - Adults	458	969	47.3%	53.1%	52.0%	50.5%
% of FP17s for Band 1 Urgent Courses	92	894	10.3%	8.1%	9.4%	9.1%
% of FP17s Relating to Free Repair or Replacements	3	894	0.3%	0.9%	0.7%	0.8%
% of FP17s Relating to Continuations	5	894	0.6%	1.5%	1.2%	1.3%
% of Patients satisfied with the dentistry they have received	6	6	N/A	94.9%	93.6%	93.2%
% of Patients satisfied with the time they had to wait for an appointment	6	6	N/A	89.8%	89.1%	89.0%

* This is based on patients treated on this contract for their most recent course of treatment. Figures in italics indicate the base number of FP17s or Patient Questionnaire responses are less than 100. N/A is shown where the base number of responses is less than 10 during the period. % is calculated as Quantity/Base number*100

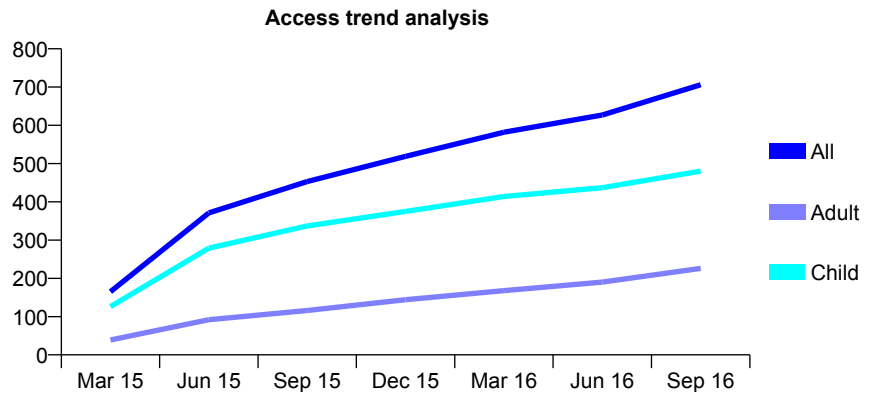
Q65 - Vital Signs At a Glance Contract Report for 568031/0001 - September 2016

Name or company name	MR SC LAWSON
Contract type name	GDS Contract
Purpose of contract	General and Orthodontic
Contract start date	01/01/2015
Contract end date	

16/17 Contracted general activity (UDA)	2,463
Carry forward general activity (UDA)	0
16/17 Contracted orthodontic activity (UOA)	729
Carry forward orthodontic activity (UOA)	0
Baseline contract value	£107,171.28

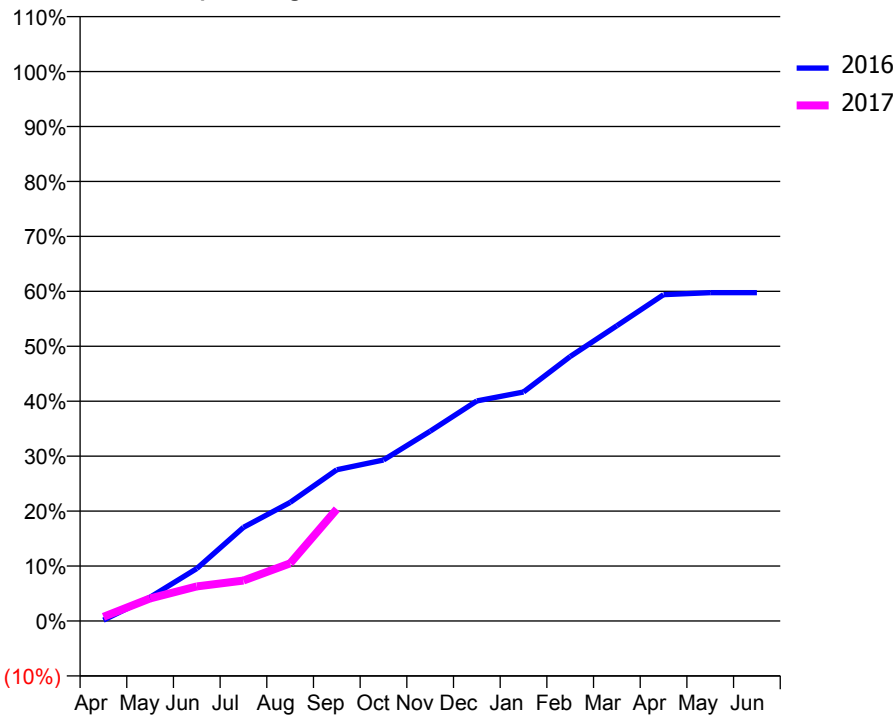
ACCESS*

Patients seen in 24 months	Total	Change since previous quarter
Quarter ending September 2015	453	
Quarter ending December 2015	519	↑
Quarter ending March 2016	582	↑
Quarter ending June 2016	627	↑
Quarter ending September 2016	706	↑
Variance since September 2015	55.8%	↑



ACTIVITY

Cumulative percentage of contracted UDA delivered 2016 & 2017



Month	Adjusted Scheduled Activity (UDA)	
	2016	2017
April	4	19
May	107	101
June	235	155
July	420	181
August	531	259
September	678	502
October	722	
November	851	
December	987	
January	1,027	
February	1,186	
March	1,324	
April	1,463	
May	1,472	
June	1,472	

QUALITY

	Quantity	Base Number	Contract	AT	Region	England
% of FP17s for the same patient ID Re-attending within 3 months - Children	31	410	7.6%	10.2%	11.8%	12.4%
% of FP17s for the same patient ID Re-attending within 3 months - Adults	1	71	1.4%	15.2%	16.6%	16.7%
% of FP17s for the same patient ID Re-attending between 3 & 9 months - Children	213	410	52.0%	61.4%	60.2%	57.4%
% of FP17s for the same patient ID Re-attending between 3 & 9 months - Adults	8	71	11.3%	53.1%	52.0%	50.5%
% of FP17s for Band 1 Urgent Courses	49	311	15.8%	8.1%	9.4%	9.1%
% of FP17s Relating to Free Repair or Replacements	1	311	0.3%	0.9%	0.7%	0.8%
% of FP17s Relating to Continuations	0	311	0.0%	1.5%	1.2%	1.3%
% of Patients satisfied with the dentistry they have received	1	1	N/A	94.9%	93.6%	93.2%
% of Patients satisfied with the time they had to wait for an appointment	1	1	N/A	89.8%	89.1%	89.0%

* This is based on patients treated on this contract for their most recent course of treatment. Figures in italics indicate the base number of FP17s or Patient Questionnaire responses are less than 100. N/A is shown where the base number of responses is less than 10 during the period. % is calculated as Quantity/Base number*100

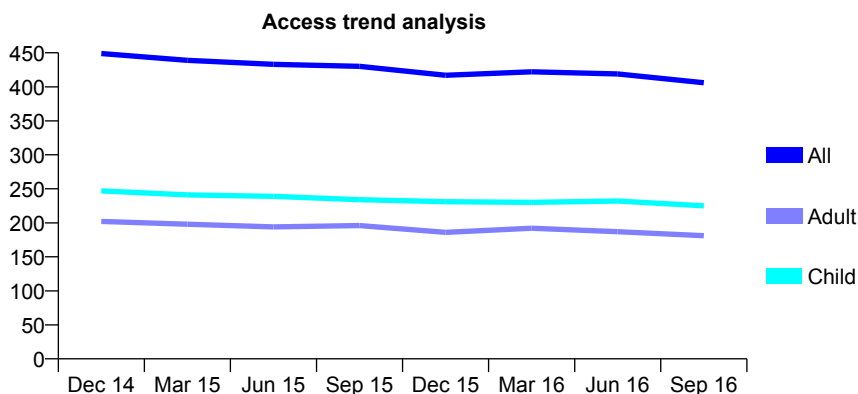
Q65 - Vital Signs At a Glance Contract Report for 568058/0001 - September 2016

Name or company name	MR DG GIBSON
Contract type name	GDS Contract
Purpose of contract	General
Contract start date	01/04/2006
Contract end date	

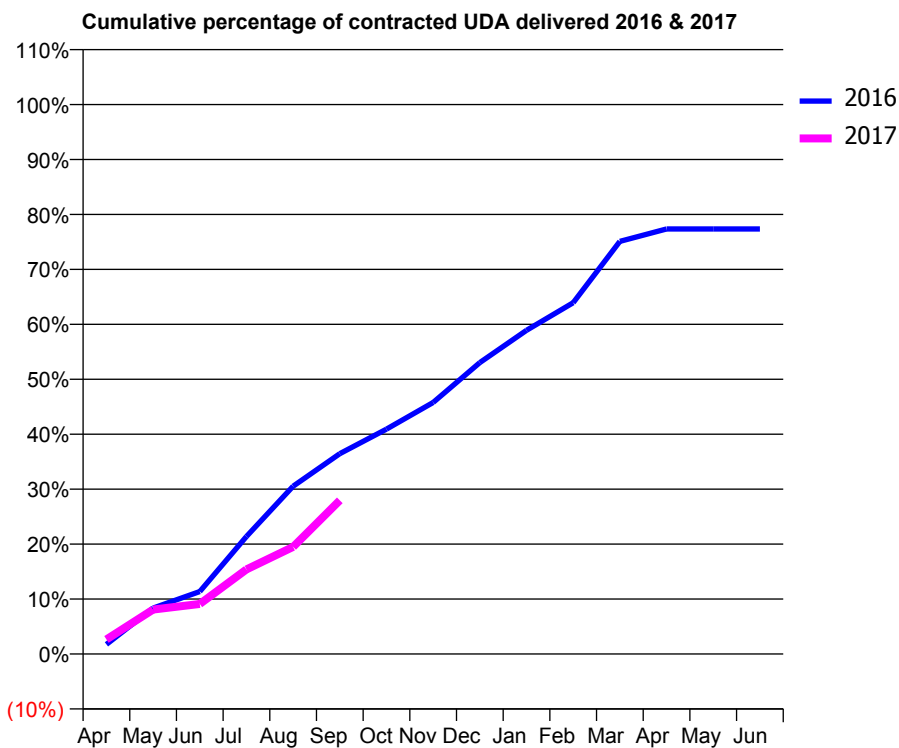
16/17 Contracted general activity (UDA)	1,200
Carry forward general activity (UDA)	0
16/17 Contracted orthodontic activity (UOA)	0
Carry forward orthodontic activity (UOA)	0
Baseline contract value	£29,186.82

ACCESS*

Patients seen in 24 months	Total	Change since previous quarter
Quarter ending September 2015	430	
Quarter ending December 2015	417	↓
Quarter ending March 2016	422	→
Quarter ending June 2016	419	→
Quarter ending September 2016	406	↓
Variance since September 2015	(5.6%)	↓



ACTIVITY



Month	Adjusted Scheduled Activity (UDA)	
	2016	2017
April	21	32
May	100	97
June	136	109
July	257	185
August	366	234
September	438	336
October	491	
November	549	
December	636	
January	707	
February	767	
March	901	
April	928	
May	928	
June	928	

QUALITY

	Quantity	Base Number	Contract	AT	Region	England
% of FP17s for the same patient ID Re-attending within 3 months - Children	5	179	2.8%	10.2%	11.8%	12.4%
% of FP17s for the same patient ID Re-attending within 3 months - Adults	10	70	14.3%	15.2%	16.6%	16.7%
% of FP17s for the same patient ID Re-attending between 3 & 9 months - Children	129	179	72.1%	61.4%	60.2%	57.4%
% of FP17s for the same patient ID Re-attending between 3 & 9 months - Adults	45	70	64.3%	53.1%	52.0%	50.5%
% of FP17s for Band 1 Urgent Courses	8	230	3.5%	8.1%	9.4%	9.1%
% of FP17s Relating to Free Repair or Replacements	0	230	0.0%	0.9%	0.7%	0.8%
% of FP17s Relating to Continuations	0	230	0.0%	1.5%	1.2%	1.3%
% of Patients satisfied with the dentistry they have received	1	1	N/A	94.9%	93.6%	93.2%
% of Patients satisfied with the time they had to wait for an appointment	1	1	N/A	89.8%	89.1%	89.0%

* This is based on patients treated on this contract for their most recent course of treatment. Figures in italics indicate the base number of FP17s or Patient Questionnaire responses are less than 100. N/A is shown where the base number of responses is less than 10 during the period. % is calculated as Quantity/Base number*100

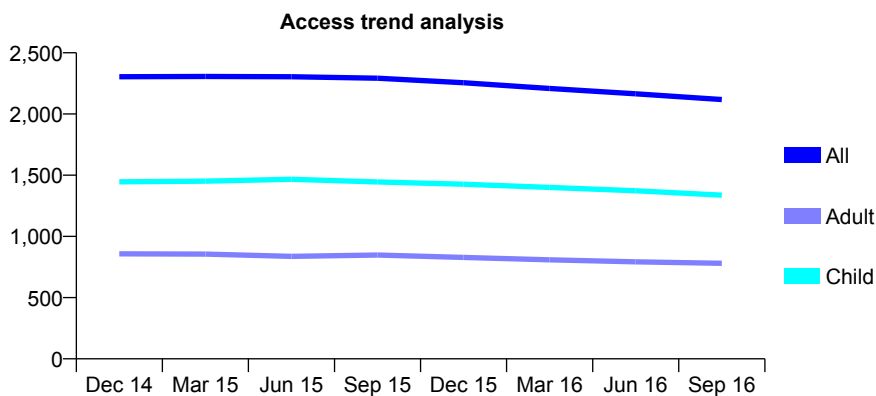
Q65 - Vital Signs At a Glance Contract Report for 570796/0001 - September 2016

Name or company name	MR JL RAUTENBACH
Contract type name	GDS Contract
Purpose of contract	General
Contract start date	01/04/2006
Contract end date	

16/17 Contracted general activity (UDA)	5,400
Carry forward general activity (UDA)	0
16/17 Contracted orthodontic activity (UOA)	0
Carry forward orthodontic activity (UOA)	0
Baseline contract value	£126,141.80

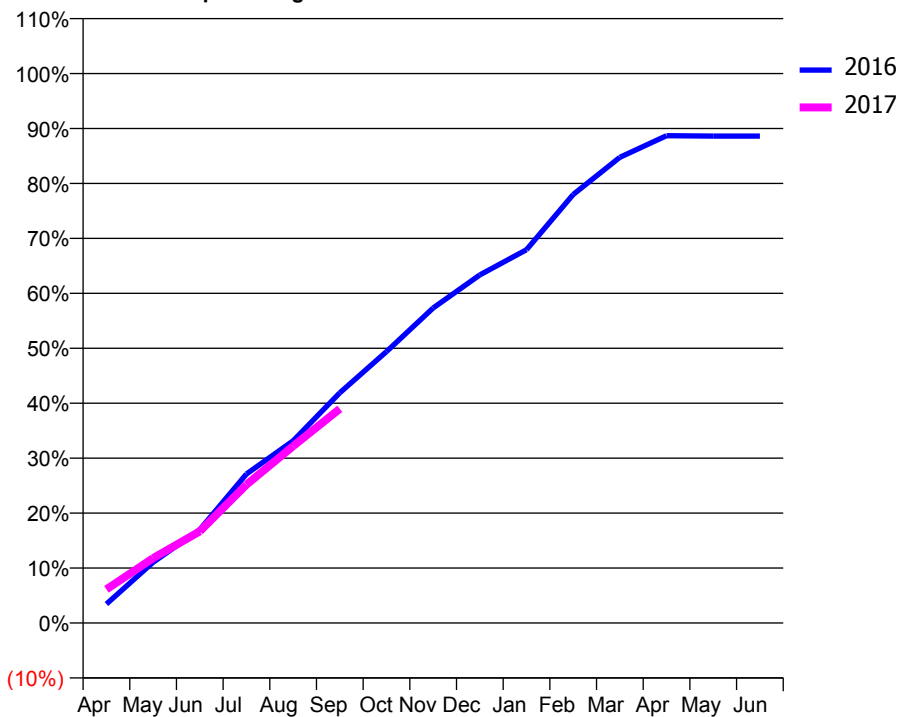
ACCESS*

Patients seen in 24 months	Total	Change since previous quarter
Quarter ending September 2015	2,293	
Quarter ending December 2015	2,255	↓
Quarter ending March 2016	2,209	↓
Quarter ending June 2016	2,165	↓
Quarter ending September 2016	2,118	↓
Variance since September 2015	(7.6%)	↓



ACTIVITY

Cumulative percentage of contracted UDA delivered 2016 & 2017



Month	Adjusted Scheduled Activity (UDA)	
	2016	2017
April	187	330
May	597	637
June	919	900
July	1,464	1,360
August	1,790	1,738
September	2,262	2,105
October	2,668	
November	3,096	
December	3,421	
January	3,668	
February	4,211	
March	4,577	
April	4,788	
May	4,784	
June	4,784	

QUALITY

	Quantity	Base Number	Contract	AT	Region	England
% of FP17s for the same patient ID Re-attending within 3 months - Children	61	1,175	5.2%	10.2%	11.8%	12.4%
% of FP17s for the same patient ID Re-attending within 3 months - Adults	51	405	12.6%	15.2%	16.6%	16.7%
% of FP17s for the same patient ID Re-attending between 3 & 9 months - Children	869	1,175	74.0%	61.4%	60.2%	57.4%
% of FP17s for the same patient ID Re-attending between 3 & 9 months - Adults	197	405	48.6%	53.1%	52.0%	50.5%
% of FP17s for Band 1 Urgent Courses	30	1,464	2.0%	8.1%	9.4%	9.1%
% of FP17s Relating to Free Repair or Replacements	0	1,464	0.0%	0.9%	0.7%	0.8%
% of FP17s Relating to Continuations	0	1,464	0.0%	1.5%	1.2%	1.3%
% of Patients satisfied with the dentistry they have received	1	1	N/A	94.9%	93.6%	93.2%
% of Patients satisfied with the time they had to wait for an appointment	1	1	N/A	89.8%	89.1%	89.0%

* This is based on patients treated on this contract for their most recent course of treatment. Figures in italics indicate the base number of FP17s or Patient Questionnaire responses are less than 100. N/A is shown where the base number of responses is less than 10 during the period. % is calculated as Quantity/Base number*100

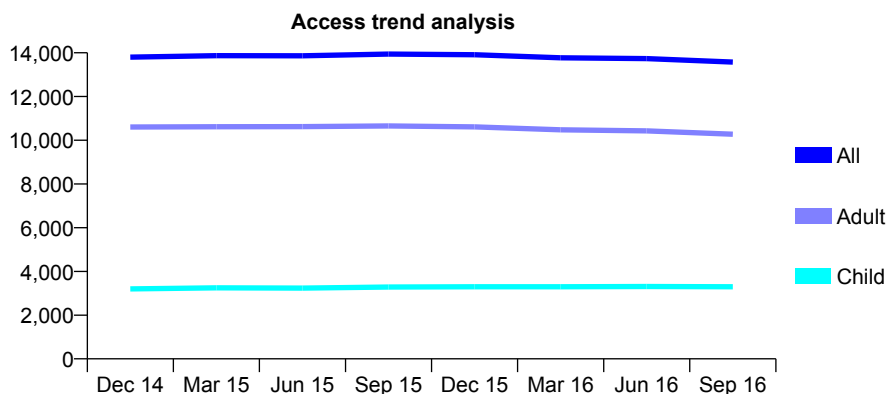
Q65 - Vital Signs At a Glance Contract Report for 574236/0001 - September 2016

Name or company name	MR IR JAMES
Contract type name	GDS Contract
Purpose of contract	General
Contract start date	01/04/2006
Contract end date	

16/17 Contracted general activity (UDA)	31,810
Carry forward general activity (UDA)	0
16/17 Contracted orthodontic activity (UOA)	0
Carry forward orthodontic activity (UOA)	0
Baseline contract value	£772,906.06

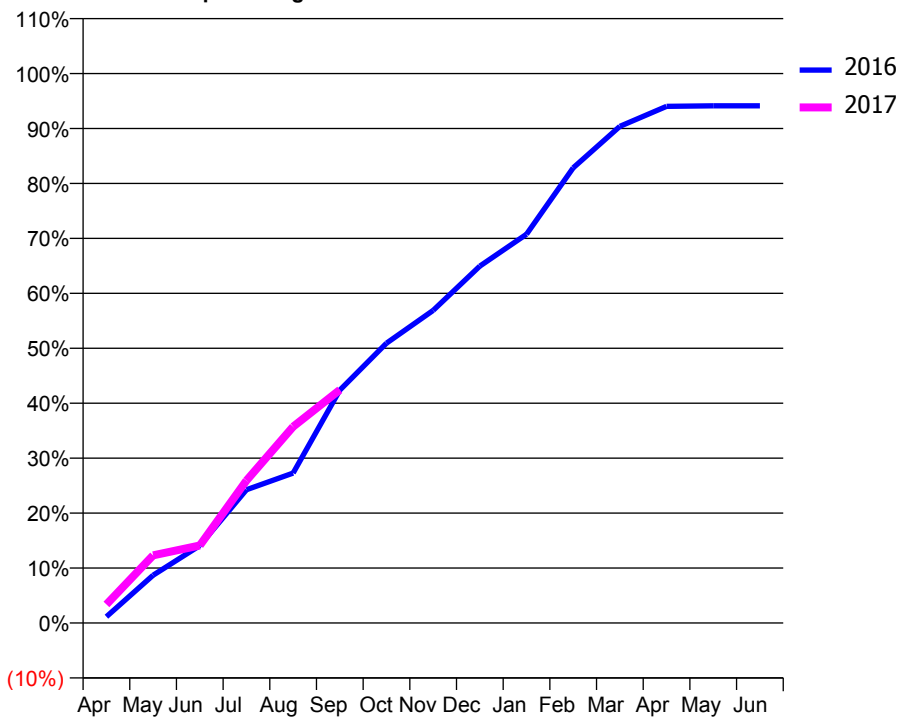
ACCESS*

Patients seen in 24 months	Total	Change since previous quarter
Quarter ending September 2015	13,939	
Quarter ending December 2015	13,911	→
Quarter ending March 2016	13,773	→
Quarter ending June 2016	13,735	→
Quarter ending September 2016	13,575	↓
Variance since September 2015	(2.6%)	↓



ACTIVITY

Cumulative percentage of contracted UDA delivered 2016 & 2017



Month	Adjusted Scheduled Activity (UDA)	
	2016	2017
April	366	1,074
May	2,768	3,918
June	4,483	4,492
July	7,715	8,251
August	8,678	11,365
September	13,479	13,494
October	16,198	
November	18,100	
December	20,660	
January	22,505	
February	26,353	
March	28,749	
April	29,911	
May	29,941	
June	29,940	

QUALITY

	Quantity	Base Number	Contract	AT	Region	England
% of FP17s for the same patient ID Re-attending within 3 months - Children	131	2,606	5.0%	10.2%	11.8%	12.4%
% of FP17s for the same patient ID Re-attending within 3 months - Adults	760	6,962	10.9%	15.2%	16.6%	16.7%
% of FP17s for the same patient ID Re-attending between 3 & 9 months - Children	1,780	2,606	68.3%	61.4%	60.2%	57.4%
% of FP17s for the same patient ID Re-attending between 3 & 9 months - Adults	4,422	6,962	63.5%	53.1%	52.0%	50.5%
% of FP17s for Band 1 Urgent Courses	413	8,273	5.0%	8.1%	9.4%	9.1%
% of FP17s Relating to Free Repair or Replacements	50	8,273	0.6%	0.9%	0.7%	0.8%
% of FP17s Relating to Continuations	120	8,273	1.5%	1.5%	1.2%	1.3%
% of Patients satisfied with the dentistry they have received	6	6	N/A	94.9%	93.6%	93.2%
% of Patients satisfied with the time they had to wait for an appointment	5	6	N/A	89.8%	89.1%	89.0%

* This is based on patients treated on this contract for their most recent course of treatment. Figures in italics indicate the base number of FP17s or Patient Questionnaire responses are less than 100. N/A is shown where the base number of responses is less than 10 during the period. % is calculated as Quantity/Base number*100

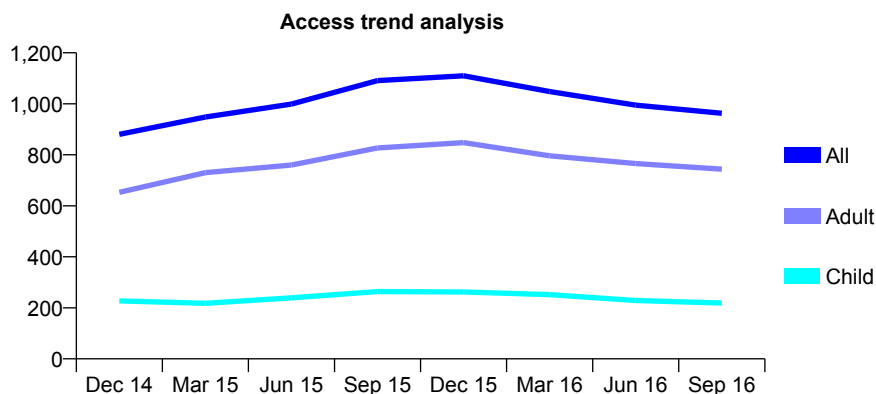
Q65 - Vital Signs At a Glance Contract Report for 629596/0001 - September 2016

Name or company name	MR NJ NEWTON
Contract type name	GDS Contract
Purpose of contract	General
Contract start date	01/04/2006
Contract end date	

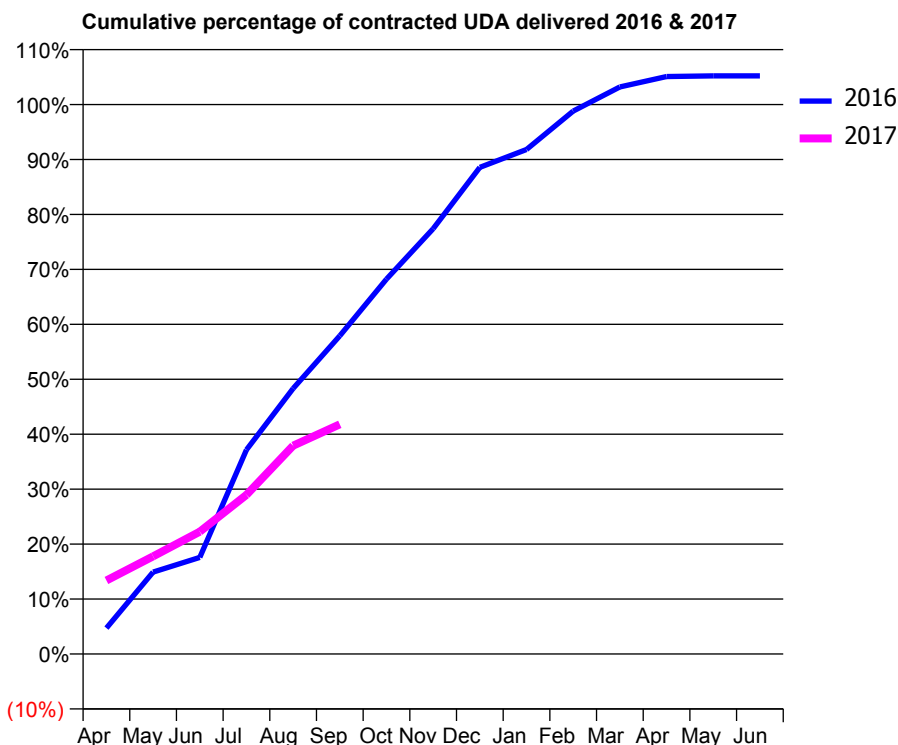
16/17 Contracted general activity (UDA)	2,990
Carry forward general activity (UDA)	-60
16/17 Contracted orthodontic activity (UOA)	0
Carry forward orthodontic activity (UOA)	0
Baseline contract value	£80,698.96

ACCESS*

Patients seen in 24 months	Total	Change since previous quarter
Quarter ending September 2015	1,091	
Quarter ending December 2015	1,110	→
Quarter ending March 2016	1,048	↓
Quarter ending June 2016	995	↓
Quarter ending September 2016	963	↓
Variance since September 2015	(11.7%)	↓



ACTIVITY



Month	Adjusted Scheduled Activity (UDA)	
	2016	2017
April	141	400
May	446	531
June	526	666
July	1,111	866
August	1,445	1,134
September	1,731	1,250
October	2,040	
November	2,314	
December	2,648	
January	2,745	
February	2,954	
March	3,085	
April	3,142	
May	3,145	
June	3,145	

QUALITY

	Quantity	Base Number	Contract	AT	Region	England
% of FP17s for the same patient ID Re-attending within 3 months - Children	8	122	6.6%	10.2%	11.8%	12.4%
% of FP17s for the same patient ID Re-attending within 3 months - Adults	41	431	9.5%	15.2%	16.6%	16.7%
% of FP17s for the same patient ID Re-attending between 3 & 9 months - Children	74	122	60.7%	61.4%	60.2%	57.4%
% of FP17s for the same patient ID Re-attending between 3 & 9 months - Adults	270	431	62.6%	53.1%	52.0%	50.5%
% of FP17s for Band 1 Urgent Courses	20	530	3.8%	8.1%	9.4%	9.1%
% of FP17s Relating to Free Repair or Replacements	2	530	0.4%	0.9%	0.7%	0.8%
% of FP17s Relating to Continuations	6	530	1.1%	1.5%	1.2%	1.3%
% of Patients satisfied with the dentistry they have received	4	4	N/A	94.9%	93.6%	93.2%
% of Patients satisfied with the time they had to wait for an appointment	3	4	N/A	89.8%	89.1%	89.0%

* This is based on patients treated on this contract for their most recent course of treatment. Figures in italics indicate the base number of FP17s or Patient Questionnaire responses are less than 100. N/A is shown where the base number of responses is less than 10 during the period. % is calculated as Quantity/Base number*100

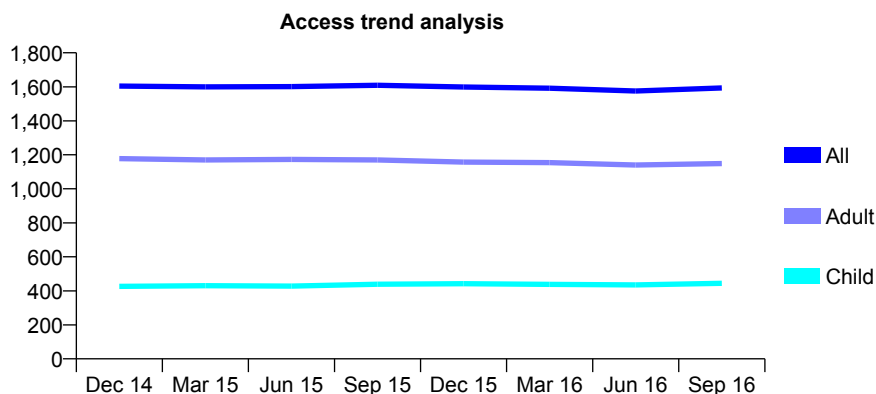
Q65 - Vital Signs At a Glance Contract Report for 632910/0001 - September 2016

Name or company name	MR GW IRVINE
Contract type name	GDS Contract
Purpose of contract	General
Contract start date	01/04/2006
Contract end date	

16/17 Contracted general activity (UDA)	2,000
Carry forward general activity (UDA)	0
16/17 Contracted orthodontic activity (UOA)	0
Carry forward orthodontic activity (UOA)	0
Baseline contract value	£42,627.78

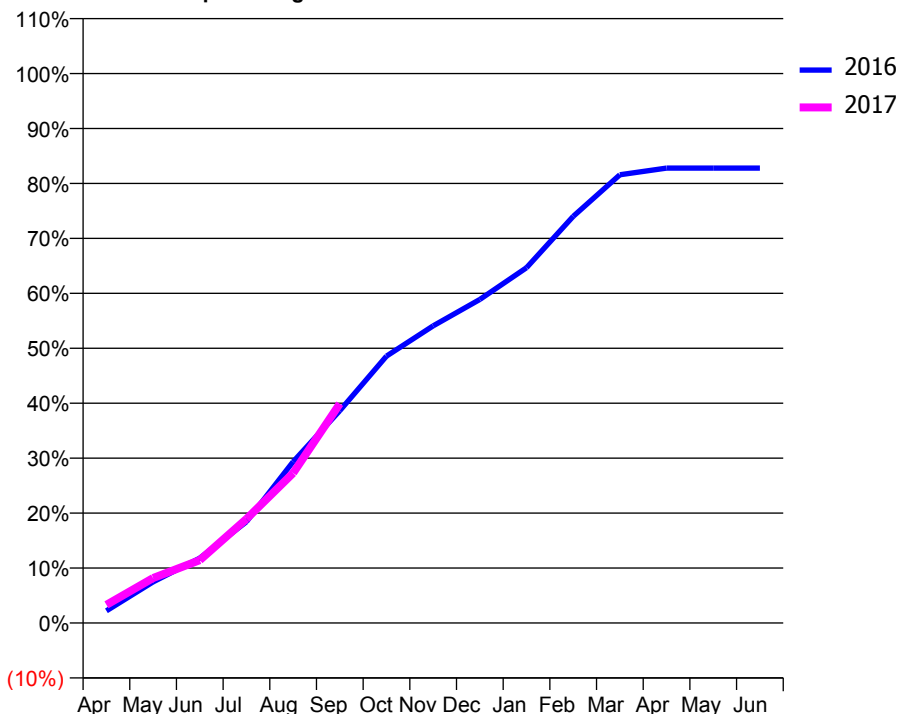
ACCESS*

Patients seen in 24 months	Total	Change since previous quarter
Quarter ending September 2015	1,609	
Quarter ending December 2015	1,599	→
Quarter ending March 2016	1,592	→
Quarter ending June 2016	1,575	↓
Quarter ending September 2016	1,593	→
Variance since September 2015	(1.0%)	→



ACTIVITY

Cumulative percentage of contracted UDA delivered 2016 & 2017



Month	Adjusted Scheduled Activity (UDA)	
	2016	2017
April	44	66
May	150	164
June	236	229
July	368	379
August	587	546
September	773	798
October	971	
November	1,082	
December	1,178	
January	1,293	
February	1,480	
March	1,632	
April	1,656	
May	1,656	
June	1,656	

QUALITY

	Quantity	Base Number	Contract	AT	Region	England
% of FP17s for the same patient ID Re-attending within 3 months - Children	25	323	7.7%	10.2%	11.8%	12.4%
% of FP17s for the same patient ID Re-attending within 3 months - Adults	121	759	15.9%	15.2%	16.6%	16.7%
% of FP17s for the same patient ID Re-attending between 3 & 9 months - Children	171	323	52.9%	61.4%	60.2%	57.4%
% of FP17s for the same patient ID Re-attending between 3 & 9 months - Adults	431	759	56.8%	53.1%	52.0%	50.5%
% of FP17s for Band 1 Urgent Courses	16	480	3.3%	8.1%	9.4%	9.1%
% of FP17s Relating to Free Repair or Replacements	7	480	1.5%	0.9%	0.7%	0.8%
% of FP17s Relating to Continuations	2	480	0.4%	1.5%	1.2%	1.3%
% of Patients satisfied with the dentistry they have received	2	2	N/A	94.9%	93.6%	93.2%
% of Patients satisfied with the time they had to wait for an appointment	2	2	N/A	89.8%	89.1%	89.0%

* This is based on patients treated on this contract for their most recent course of treatment. Figures in italics indicate the base number of FP17s or Patient Questionnaire responses are less than 100. N/A is shown where the base number of responses is less than 10 during the period. % is calculated as Quantity/Base number*100

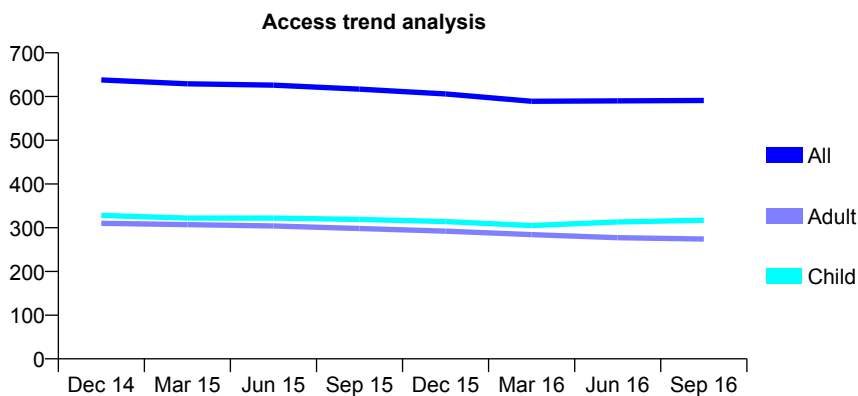
Q65 - Vital Signs At a Glance Contract Report for 643777/0001 - September 2016

Name or company name	MR SD WATKINS
Contract type name	GDS Contract
Purpose of contract	General
Contract start date	01/04/2006
Contract end date	

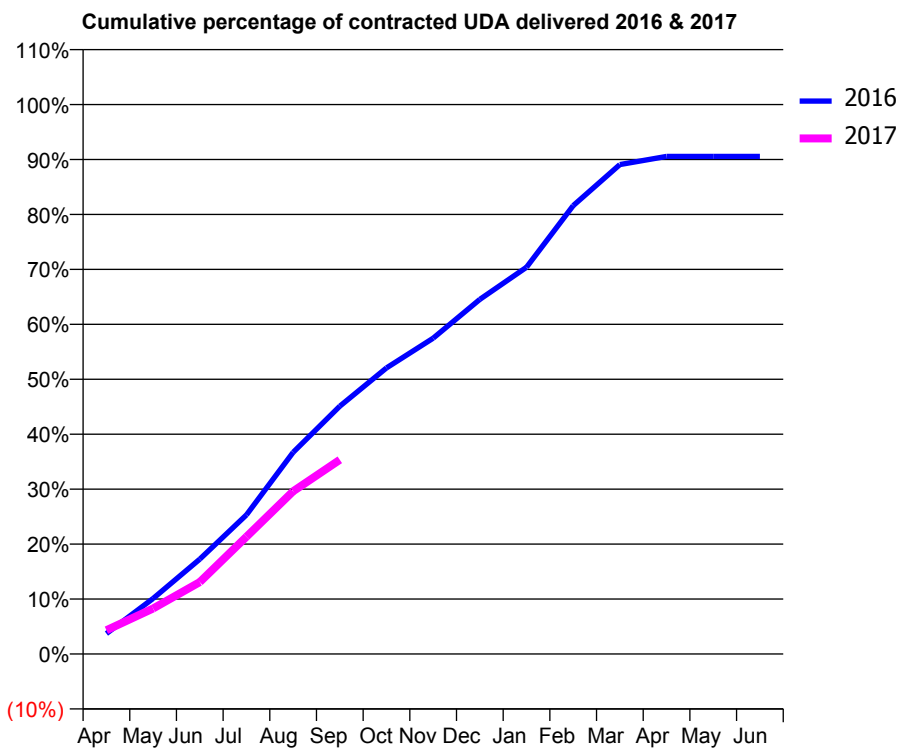
16/17 Contracted general activity (UDA)	1,750
Carry forward general activity (UDA)	0
16/17 Contracted orthodontic activity (UOA)	0
Carry forward orthodontic activity (UOA)	0
Baseline contract value	£38,274.96

ACCESS*

Patients seen in 24 months	Total	Change since previous quarter
Quarter ending September 2015	617	
Quarter ending December 2015	606	↓
Quarter ending March 2016	589	↓
Quarter ending June 2016	590	→
Quarter ending September 2016	591	→
Variance since September 2015	(4.2%)	↓



ACTIVITY



Month	2016	2017
April	65	76
May	177	145
June	302	229
July	443	373
August	642	518
September	789	619
October	911	
November	1,006	
December	1,129	
January	1,232	
February	1,428	
March	1,559	
April	1,585	
May	1,585	
June	1,585	

QUALITY

	Quantity	Base Number	Contract	AT	Region	England
% of FP17s for the same patient ID Re-attending within 3 months - Children	17	302	5.6%	10.2%	11.8%	12.4%
% of FP17s for the same patient ID Re-attending within 3 months - Adults	15	173	8.7%	15.2%	16.6%	16.7%
% of FP17s for the same patient ID Re-attending between 3 & 9 months - Children	239	302	79.1%	61.4%	60.2%	57.4%
% of FP17s for the same patient ID Re-attending between 3 & 9 months - Adults	126	173	72.8%	53.1%	52.0%	50.5%
% of FP17s for Band 1 Urgent Courses	3	454	0.7%	8.1%	9.4%	9.1%
% of FP17s Relating to Free Repair or Replacements	0	454	0.0%	0.9%	0.7%	0.8%
% of FP17s Relating to Continuations	0	454	0.0%	1.5%	1.2%	1.3%
% of Patients satisfied with the dentistry they have received	1	1	N/A	94.9%	93.6%	93.2%
% of Patients satisfied with the time they had to wait for an appointment	1	1	N/A	89.8%	89.1%	89.0%

* This is based on patients treated on this contract for their most recent course of treatment. Figures in italics indicate the base number of FP17s or Patient Questionnaire responses are less than 100. N/A is shown where the base number of responses is less than 10 during the period. % is calculated as Quantity/Base number*100

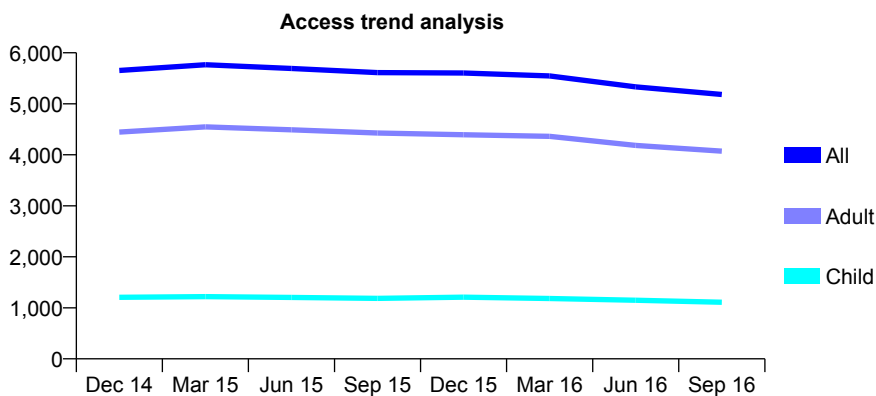
Q65 - Vital Signs At a Glance Contract Report for 644927/0001 - September 2016

Name or company name	MR MR BRICKLEY
Contract type name	GDS Contract
Purpose of contract	General
Contract start date	01/04/2006
Contract end date	

16/17 Contracted general activity (UDA)	15,500
Carry forward general activity (UDA)	0
16/17 Contracted orthodontic activity (UOA)	0
Carry forward orthodontic activity (UOA)	0
Baseline contract value	£395,708.68

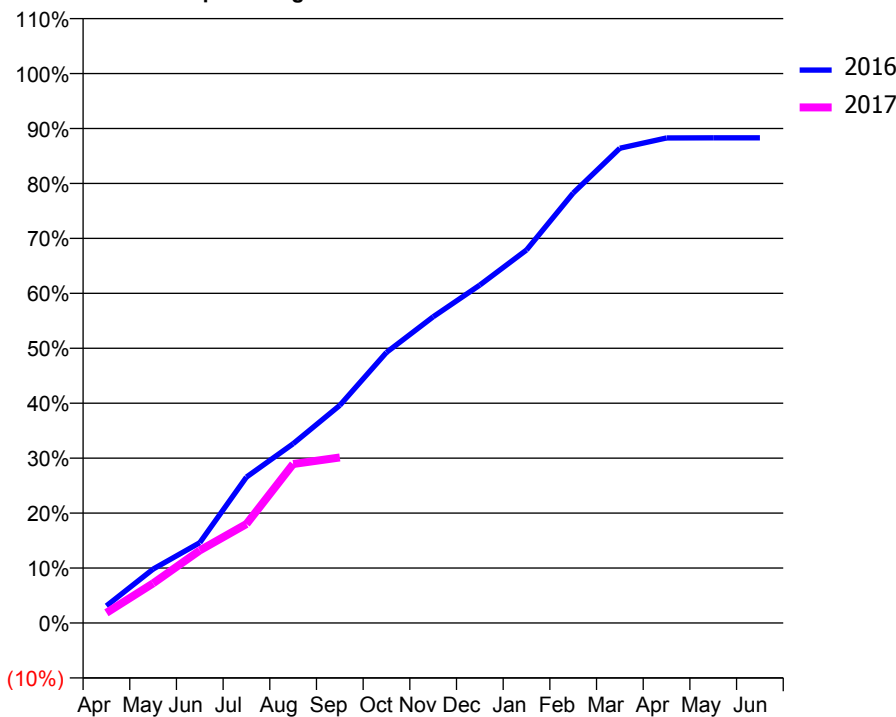
ACCESS*

Patients seen in 24 months	Total	Change since previous quarter
Quarter ending September 2015	5,612	
Quarter ending December 2015	5,603	→
Quarter ending March 2016	5,547	→
Quarter ending June 2016	5,333	↓
Quarter ending September 2016	5,182	↓
Variance since September 2015	(7.7%)	↓



ACTIVITY

Cumulative percentage of contracted UDA delivered 2016 & 2017



Adjusted Scheduled Activity (UDA)

Month	2016	2017
April	483	287
May	1,520	1,120
June	2,267	2,046
July	4,116	2,793
August	5,056	4,484
September	6,142	4,669
October	7,635	
November	8,638	
December	9,533	
January	10,522	
February	12,127	
March	13,392	
April	13,684	
May	13,685	
June	13,687	

QUALITY

	Quantity	Base Number	Contract	AT	Region	England
% of FP17s for the same patient ID Re-attending within 3 months - Children	35	574	6.1%	10.2%	11.8%	12.4%
% of FP17s for the same patient ID Re-attending within 3 months - Adults	314	1,946	16.1%	15.2%	16.6%	16.7%
% of FP17s for the same patient ID Re-attending between 3 & 9 months - Children	313	574	54.5%	61.4%	60.2%	57.4%
% of FP17s for the same patient ID Re-attending between 3 & 9 months - Adults	922	1,946	47.4%	53.1%	52.0%	50.5%
% of FP17s for Band 1 Urgent Courses	264	2,317	11.4%	8.1%	9.4%	9.1%
% of FP17s Relating to Free Repair or Replacements	19	2,317	0.8%	0.9%	0.7%	0.8%
% of FP17s Relating to Continuations	63	2,317	2.7%	1.5%	1.2%	1.3%
% of Patients satisfied with the dentistry they have received	1	1	N/A	94.9%	93.6%	93.2%
% of Patients satisfied with the time they had to wait for an appointment	1	1	N/A	89.8%	89.1%	89.0%

* This is based on patients treated on this contract for their most recent course of treatment. Figures in italics indicate the base number of FP17s or Patient Questionnaire responses are less than 100. N/A is shown where the base number of responses is less than 10 during the period. % is calculated as Quantity/Base number*100

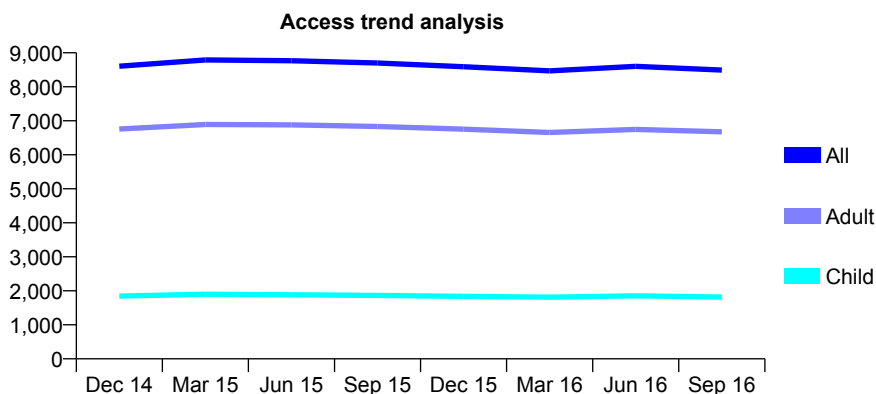
Q65 - Vital Signs At a Glance Contract Report for 644927/0002 - September 2016

Name or company name	MR MR BRICKLEY
Contract type name	GDS Contract
Purpose of contract	General
Contract start date	01/04/2006
Contract end date	

16/17 Contracted general activity (UDA)	23,942
Carry forward general activity (UDA)	0
16/17 Contracted orthodontic activity (UOA)	0
Carry forward orthodontic activity (UOA)	0
Baseline contract value	£612,085.52

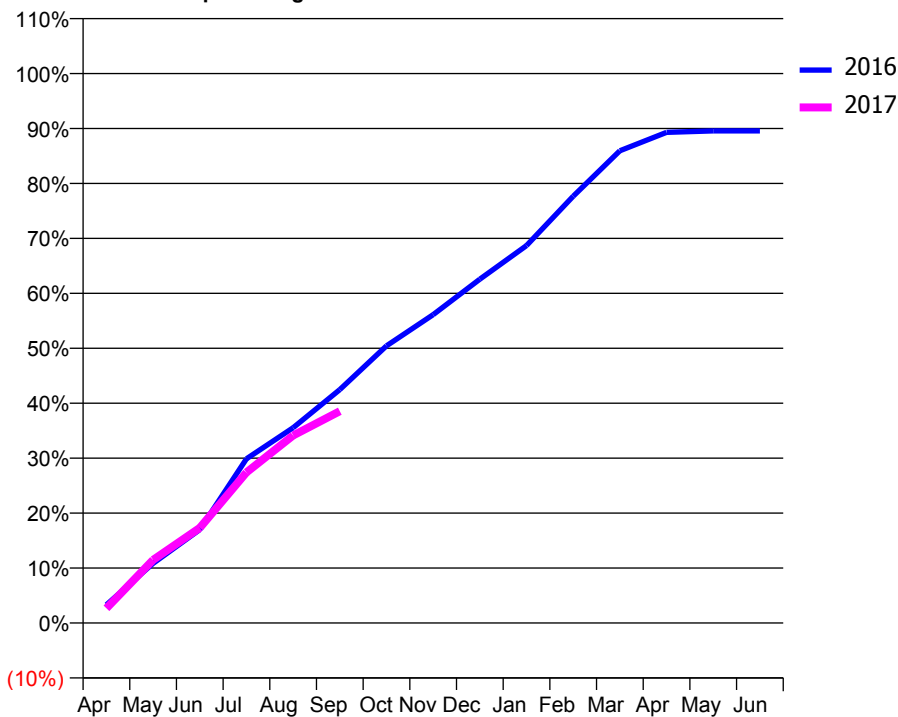
ACCESS*

Patients seen in 24 months	Total	Change since previous quarter
Quarter ending September 2015	8,699	
Quarter ending December 2015	8,592	↓
Quarter ending March 2016	8,469	↓
Quarter ending June 2016	8,603	→
Quarter ending September 2016	8,494	↓
Variance since September 2015	(2.4%)	↓



ACTIVITY

Cumulative percentage of contracted UDA delivered 2016 & 2017



Adjusted Scheduled Activity (UDA)

Month	2016	2017
April	793	642
May	2,599	2,748
June	4,073	4,147
July	7,156	6,560
August	8,507	8,173
September	10,169	9,228
October	12,077	
November	13,433	
December	14,982	
January	16,444	
February	18,595	
March	20,574	
April	21,377	
May	21,440	
June	21,440	

QUALITY

	Quantity	Base Number	Contract	AT	Region	England
% of FP17s for the same patient ID Re-attending within 3 months - Children	66	1,220	5.4%	10.2%	11.8%	12.4%
% of FP17s for the same patient ID Re-attending within 3 months - Adults	883	4,199	21.0%	15.2%	16.6%	16.7%
% of FP17s for the same patient ID Re-attending between 3 & 9 months - Children	679	1,220	55.7%	61.4%	60.2%	57.4%
% of FP17s for the same patient ID Re-attending between 3 & 9 months - Adults	1,559	4,199	37.1%	53.1%	52.0%	50.5%
% of FP17s for Band 1 Urgent Courses	720	4,937	14.6%	8.1%	9.4%	9.1%
% of FP17s Relating to Free Repair or Replacements	43	4,937	0.9%	0.9%	0.7%	0.8%
% of FP17s Relating to Continuations	97	4,937	2.0%	1.5%	1.2%	1.3%
% of Patients satisfied with the dentistry they have received	13	13	100.0%	94.9%	93.6%	93.2%
% of Patients satisfied with the time they had to wait for an appointment	13	13	100.0%	89.8%	89.1%	89.0%

* This is based on patients treated on this contract for their most recent course of treatment. Figures in italics indicate the base number of FP17s or Patient Questionnaire responses are less than 100. N/A is shown where the base number of responses is less than 10 during the period. % is calculated as Quantity/Base number*100

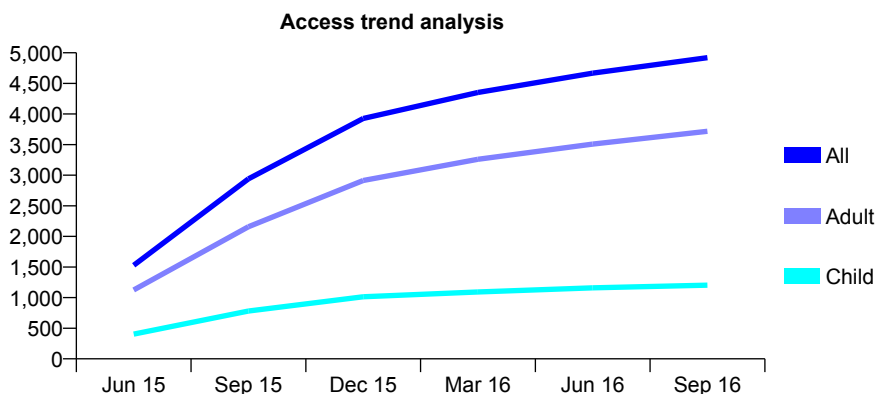
Q65 - Vital Signs At a Glance Contract Report for 661058/0002 - September 2016

Name or company name	MR AA GAFFORI
Contract type name	GDS Contract
Purpose of contract	General and Orthodontic
Contract start date	30/03/2015
Contract end date	

16/17 Contracted general activity (UDA)	14,797
Carry forward general activity (UDA)	0
16/17 Contracted orthodontic activity (UOA)	0
Carry forward orthodontic activity (UOA)	0
Baseline contract value	£299,709.10

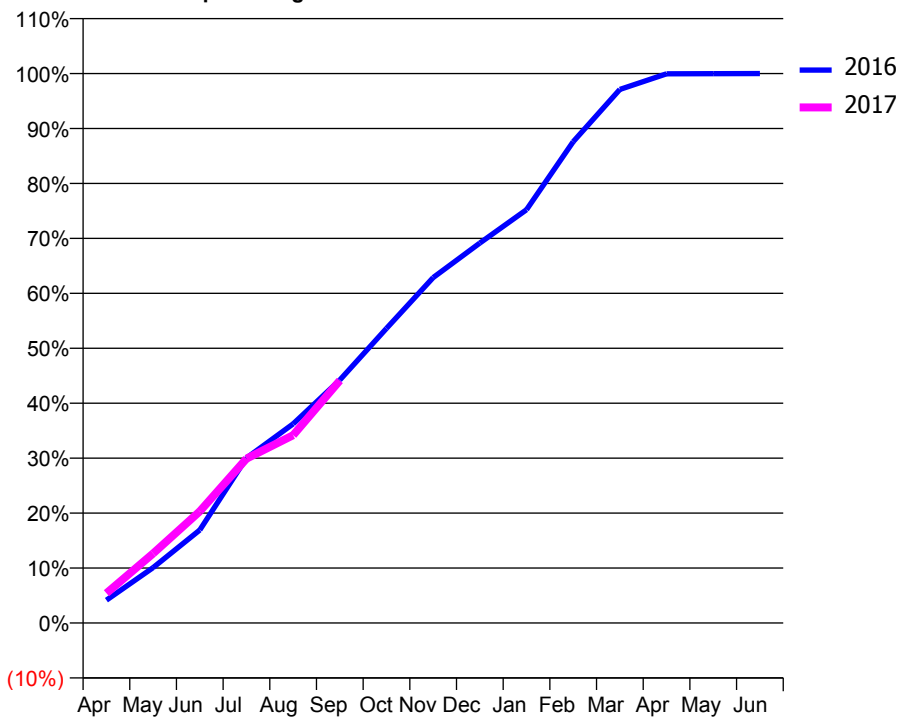
ACCESS*

Patients seen in 24 months	Total	Change since previous quarter
Quarter ending September 2015	2,940	
Quarter ending December 2015	3,928	↑
Quarter ending March 2016	4,352	↑
Quarter ending June 2016	4,668	↑
Quarter ending September 2016	4,921	↑
Variance since September 2015	67.4%	↑



ACTIVITY

Cumulative percentage of contracted UDA delivered 2016 & 2017



Month	Adjusted Scheduled Activity (UDA)	
	2016	2017
April	617	802
May	1,494	1,874
June	2,503	3,007
July	4,442	4,424
August	5,364	5,058
September	6,544	6,531
October	7,934	
November	9,301	
December	10,231	
January	11,131	
February	12,962	
March	14,367	
April	14,788	
May	14,792	
June	14,796	

QUALITY

	Quantity	Base Number	Contract	AT	Region	England
% of FP17s for the same patient ID Re-attending within 3 months - Children	104	956	10.9%	10.2%	11.8%	12.4%
% of FP17s for the same patient ID Re-attending within 3 months - Adults	536	2,791	19.2%	15.2%	16.6%	16.7%
% of FP17s for the same patient ID Re-attending between 3 & 9 months - Children	583	956	61.0%	61.4%	60.2%	57.4%
% of FP17s for the same patient ID Re-attending between 3 & 9 months - Adults	1,440	2,791	51.6%	53.1%	52.0%	50.5%
% of FP17s for Band 1 Urgent Courses	396	3,547	11.2%	8.1%	9.4%	9.1%
% of FP17s Relating to Free Repair or Replacements	46	3,547	1.3%	0.9%	0.7%	0.8%
% of FP17s Relating to Continuations	100	3,547	2.8%	1.5%	1.2%	1.3%
% of Patients satisfied with the dentistry they have received	3	3	N/A	94.9%	93.6%	93.2%
% of Patients satisfied with the time they had to wait for an appointment	3	3	N/A	89.8%	89.1%	89.0%

* This is based on patients treated on this contract for their most recent course of treatment. Figures in italics indicate the base number of FP17s or Patient Questionnaire responses are less than 100. N/A is shown where the base number of responses is less than 10 during the period. % is calculated as Quantity/Base number*100

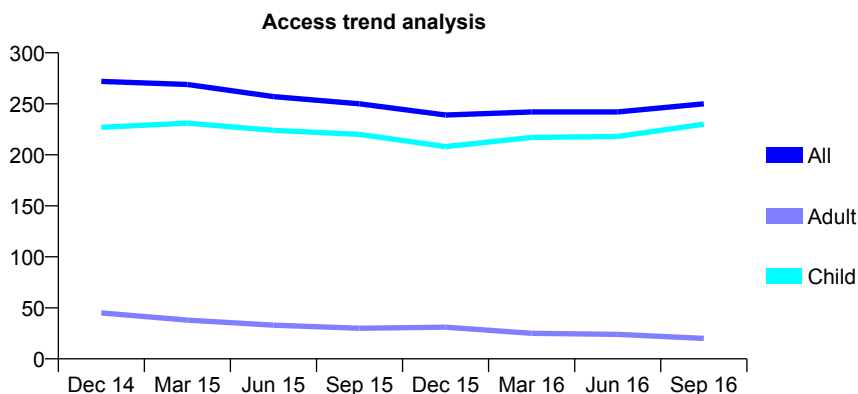
Q65 - Vital Signs At a Glance Contract Report for 67752/0001 - September 2016

Name or company name	MR AJ SHEPHERD
Contract type name	GDS Contract
Purpose of contract	General
Contract start date	01/04/2008
Contract end date	

16/17 Contracted general activity (UDA)	1,100
Carry forward general activity (UDA)	0
16/17 Contracted orthodontic activity (UOA)	0
Carry forward orthodontic activity (UOA)	0
Baseline contract value	£23,416.78

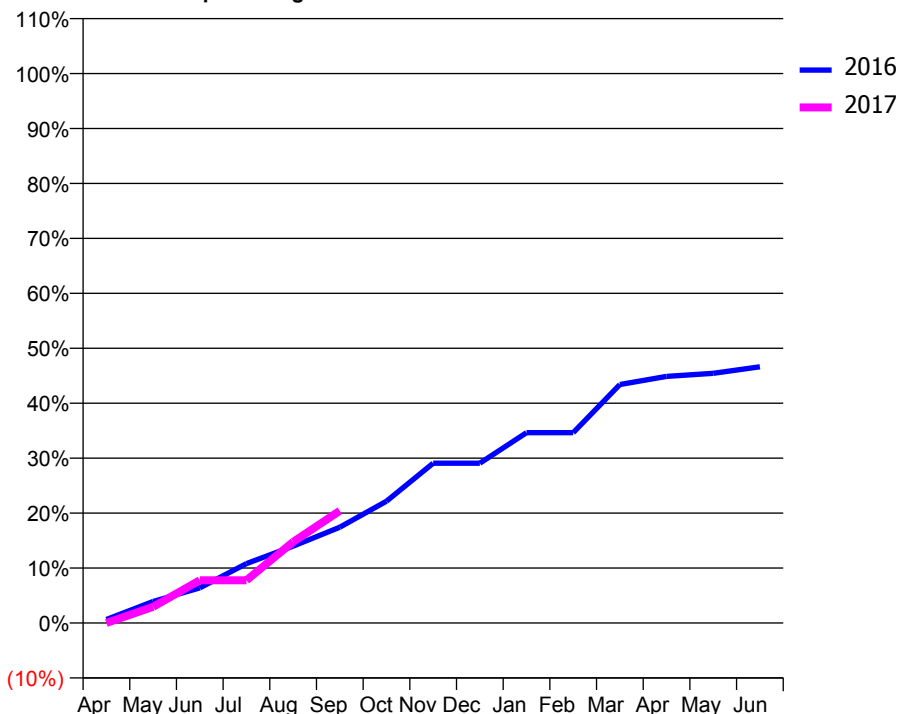
ACCESS*

Patients seen in 24 months	Total	Change since previous quarter
Quarter ending September 2015	250	
Quarter ending December 2015	239	↓
Quarter ending March 2016	242	→
Quarter ending June 2016	242	→
Quarter ending September 2016	250	↑
Variance since September 2015	0.0%	→



ACTIVITY

Cumulative percentage of contracted UDA delivered 2016 & 2017



Month	Adjusted Scheduled Activity (UDA)	
	2016	2017
April	7	0
May	43	32
June	70	86
July	119	86
August	154	162
September	192	225
October	244	
November	320	
December	320	
January	381	
February	381	
March	477	
April	494	
May	500	
June	513	

QUALITY

	Quantity	Base Number	Contract	AT	Region	England
% of FP17s for the same patient ID Re-attending within 3 months - Children	16	196	8.2%	10.2%	11.8%	12.4%
% of FP17s for the same patient ID Re-attending within 3 months - Adults	0	0	N/A	15.2%	16.6%	16.7%
% of FP17s for the same patient ID Re-attending between 3 & 9 months - Children	107	196	54.6%	61.4%	60.2%	57.4%
% of FP17s for the same patient ID Re-attending between 3 & 9 months - Adults	0	0	N/A	53.1%	52.0%	50.5%
% of FP17s for Band 1 Urgent Courses	8	171	4.7%	8.1%	9.4%	9.1%
% of FP17s Relating to Free Repair or Replacements	0	171	0.0%	0.9%	0.7%	0.8%
% of FP17s Relating to Continuations	3	171	1.8%	1.5%	1.2%	1.3%
% of Patients satisfied with the dentistry they have received	0	0	N/A	94.9%	93.6%	93.2%
% of Patients satisfied with the time they had to wait for an appointment	0	0	N/A	89.8%	89.1%	89.0%

* This is based on patients treated on this contract for their most recent course of treatment. Figures in italics indicate the base number of FP17s or Patient Questionnaire responses are less than 100. N/A is shown where the base number of responses is less than 10 during the period. % is calculated as Quantity/Base number*100

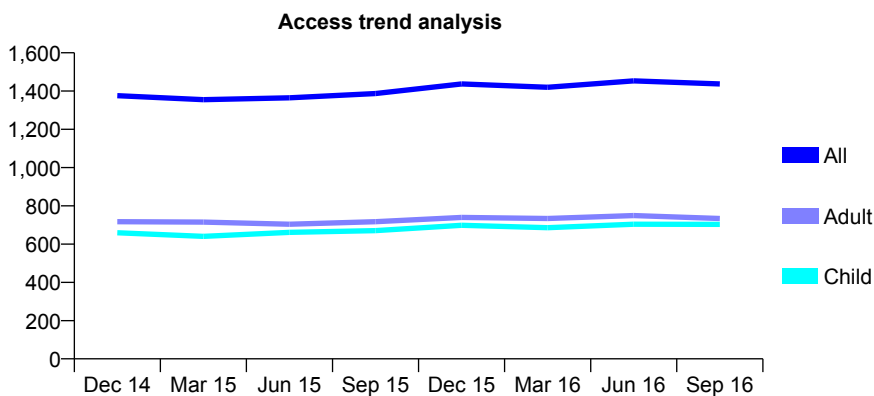
Q65 - Vital Signs At a Glance Contract Report for 678775/0002 - September 2016

Name or company name	MR MS JAMIE
Contract type name	GDS Contract
Purpose of contract	General
Contract start date	01/04/2006
Contract end date	

16/17 Contracted general activity (UDA)	5,438
Carry forward general activity (UDA)	127
16/17 Contracted orthodontic activity (UOA)	0
Carry forward orthodontic activity (UOA)	0
Baseline contract value	£107,254.41

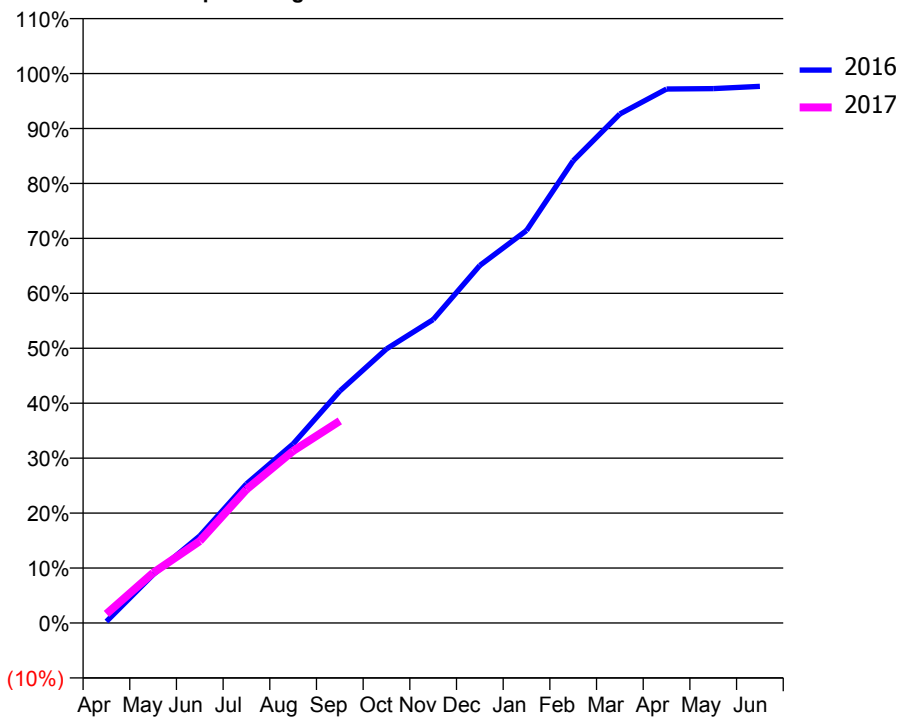
ACCESS*

Patients seen in 24 months	Total	Change since previous quarter
Quarter ending September 2015	1,387	
Quarter ending December 2015	1,437	↑
Quarter ending March 2016	1,420	↓
Quarter ending June 2016	1,453	↑
Quarter ending September 2016	1,437	↓
Variance since September 2015	3.6%	↑



ACTIVITY

Cumulative percentage of contracted UDA delivered 2016 & 2017



Month	Adjusted Scheduled Activity (UDA)	
	2016	2017
April	16	90
May	479	496
June	863	810
July	1,376	1,321
August	1,772	1,703
September	2,296	2,000
October	2,713	
November	3,003	
December	3,539	
January	3,885	
February	4,575	
March	5,038	
April	5,285	
May	5,289	
June	5,311	

QUALITY

	Quantity	Base Number	Contract	AT	Region	England
% of FP17s for the same patient ID Re-attending within 3 months - Children	36	461	7.8%	10.2%	11.8%	12.4%
% of FP17s for the same patient ID Re-attending within 3 months - Adults	76	419	18.1%	15.2%	16.6%	16.7%
% of FP17s for the same patient ID Re-attending between 3 & 9 months - Children	238	461	51.6%	61.4%	60.2%	57.4%
% of FP17s for the same patient ID Re-attending between 3 & 9 months - Adults	210	419	50.1%	53.1%	52.0%	50.5%
% of FP17s for Band 1 Urgent Courses	31	785	3.9%	8.1%	9.4%	9.1%
% of FP17s Relating to Free Repair or Replacements	0	785	0.0%	0.9%	0.7%	0.8%
% of FP17s Relating to Continuations	30	785	3.8%	1.5%	1.2%	1.3%
% of Patients satisfied with the dentistry they have received	0	0	N/A	94.9%	93.6%	93.2%
% of Patients satisfied with the time they had to wait for an appointment	0	0	N/A	89.8%	89.1%	89.0%

* This is based on patients treated on this contract for their most recent course of treatment. Figures in italics indicate the base number of FP17s or Patient Questionnaire responses are less than 100. N/A is shown where the base number of responses is less than 10 during the period. % is calculated as Quantity/Base number*100

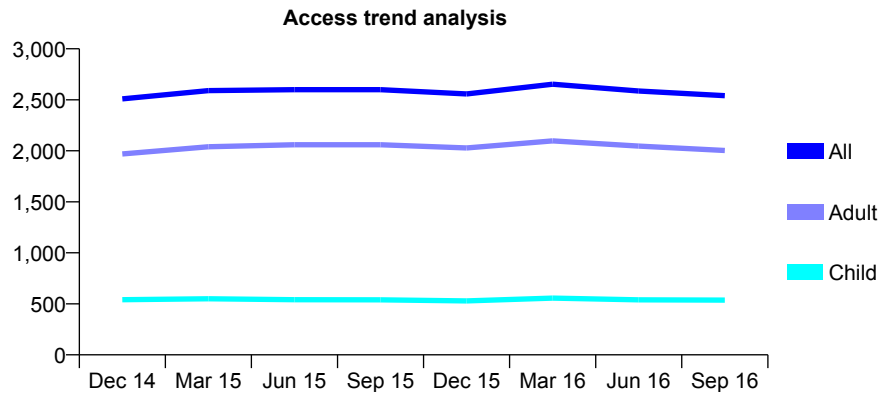
Q65 - Vital Signs At a Glance Contract Report for 679704/0001 - September 2016

Name or company name	MR N ZARGARIAN
Contract type name	GDS Contract
Purpose of contract	General
Contract start date	01/04/2006
Contract end date	

16/17 Contracted general activity (UDA)	8,819
Carry forward general activity (UDA)	0
16/17 Contracted orthodontic activity (UOA)	0
Carry forward orthodontic activity (UOA)	0
Baseline contract value	£203,399.73

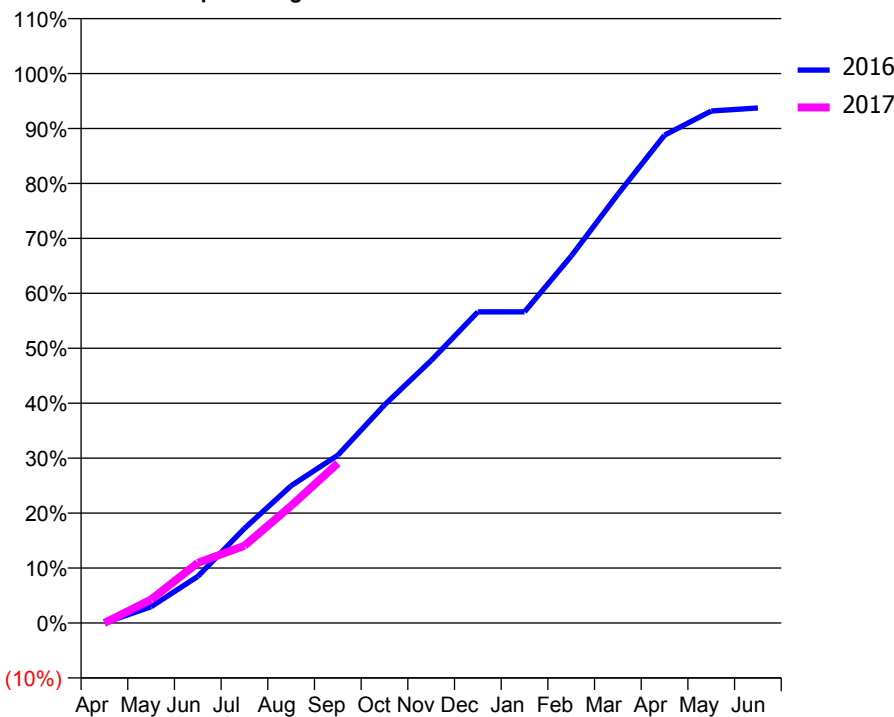
ACCESS*

Patients seen in 24 months	Total	Change since previous quarter
Quarter ending September 2015	2,599	
Quarter ending December 2015	2,557	↓
Quarter ending March 2016	2,653	↑
Quarter ending June 2016	2,586	↓
Quarter ending September 2016	2,540	↓
Variance since September 2015	(2.3%)	↓



ACTIVITY

Cumulative percentage of contracted UDA delivered 2016 & 2017



Month	Adjusted Scheduled Activity (UDA)	
	2016	2017
April	0	0
May	262	378
June	748	965
July	1,519	1,241
August	2,203	1,882
September	2,693	2,564
October	3,500	
November	4,212	
December	4,994	
January	4,994	
February	5,889	
March	6,882	
April	7,829	
May	8,218	
June	8,266	

QUALITY

	Quantity	Base Number	Contract	AT	Region	England
% of FP17s for the same patient ID Re-attending within 3 months - Children	23	407	5.7%	10.2%	11.8%	12.4%
% of FP17s for the same patient ID Re-attending within 3 months - Adults	212	1,583	13.4%	15.2%	16.6%	16.7%
% of FP17s for the same patient ID Re-attending between 3 & 9 months - Children	270	407	66.3%	61.4%	60.2%	57.4%
% of FP17s for the same patient ID Re-attending between 3 & 9 months - Adults	966	1,583	61.0%	53.1%	52.0%	50.5%
% of FP17s for Band 1 Urgent Courses	110	1,401	7.9%	8.1%	9.4%	9.1%
% of FP17s Relating to Free Repair or Replacements	1	1,401	0.1%	0.9%	0.7%	0.8%
% of FP17s Relating to Continuations	26	1,401	1.9%	1.5%	1.2%	1.3%
% of Patients satisfied with the dentistry they have received	2	2	N/A	94.9%	93.6%	93.2%
% of Patients satisfied with the time they had to wait for an appointment	2	2	N/A	89.8%	89.1%	89.0%

* This is based on patients treated on this contract for their most recent course of treatment. Figures in italics indicate the base number of FP17s or Patient Questionnaire responses are less than 100. N/A is shown where the base number of responses is less than 10 during the period. % is calculated as Quantity/Base number*100

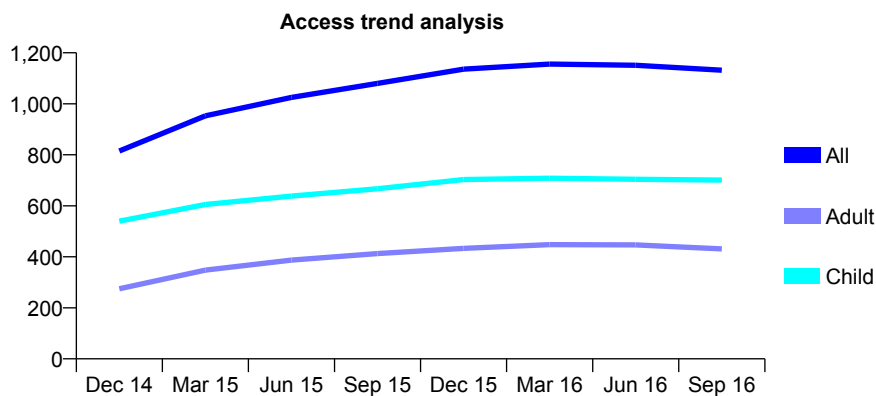
Q65 - Vital Signs At a Glance Contract Report for 682179/0001 - September 2016

Name or company name	MR T RAZAVI
Contract type name	GDS Contract
Purpose of contract	General
Contract start date	09/05/2014
Contract end date	

16/17 Contracted general activity (UDA)	3,300
Carry forward general activity (UDA)	0
16/17 Contracted orthodontic activity (UOA)	0
Carry forward orthodontic activity (UOA)	0
Baseline contract value	£71,411.55

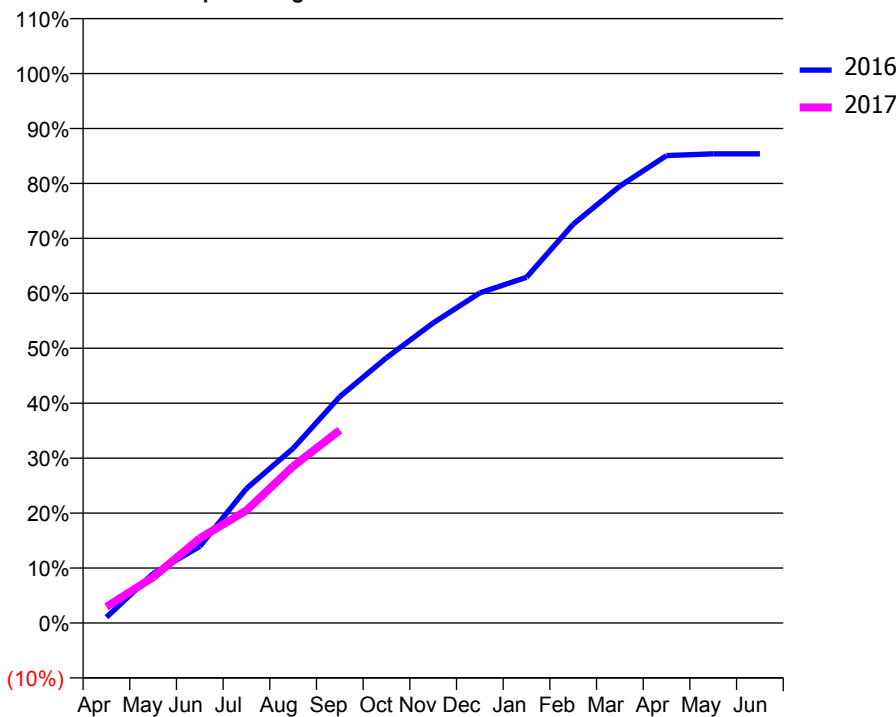
ACCESS*

Patients seen in 24 months	Total	Change since previous quarter
Quarter ending September 2015	1,080	
Quarter ending December 2015	1,136	↑
Quarter ending March 2016	1,156	→
Quarter ending June 2016	1,151	→
Quarter ending September 2016	1,132	↓
Variance since September 2015	4.8%	↑



ACTIVITY

Cumulative percentage of contracted UDA delivered 2016 & 2017



Month	Adjusted Scheduled Activity (UDA)	
	2016	2017
April	35	97
May	297	275
June	460	509
July	808	676
August	1,048	941
September	1,359	1,158
October	1,594	
November	1,803	
December	1,982	
January	2,076	
February	2,395	
March	2,624	
April	2,808	
May	2,818	
June	2,818	

QUALITY

	Quantity	Base Number	Contract	AT	Region	England
% of FP17s for the same patient ID Re-attending within 3 months - Children	47	620	7.6%	10.2%	11.8%	12.4%
% of FP17s for the same patient ID Re-attending within 3 months - Adults	26	225	11.6%	15.2%	16.6%	16.7%
% of FP17s for the same patient ID Re-attending between 3 & 9 months - Children	411	620	66.3%	61.4%	60.2%	57.4%
% of FP17s for the same patient ID Re-attending between 3 & 9 months - Adults	137	225	60.9%	53.1%	52.0%	50.5%
% of FP17s for Band 1 Urgent Courses	52	736	7.1%	8.1%	9.4%	9.1%
% of FP17s Relating to Free Repair or Replacements	0	736	0.0%	0.9%	0.7%	0.8%
% of FP17s Relating to Continuations	2	736	0.3%	1.5%	1.2%	1.3%
% of Patients satisfied with the dentistry they have received	2	2	N/A	94.9%	93.6%	93.2%
% of Patients satisfied with the time they had to wait for an appointment	2	2	N/A	89.8%	89.1%	89.0%

* This is based on patients treated on this contract for their most recent course of treatment. Figures in italics indicate the base number of FP17s or Patient Questionnaire responses are less than 100. N/A is shown where the base number of responses is less than 10 during the period. % is calculated as Quantity/Base number*100

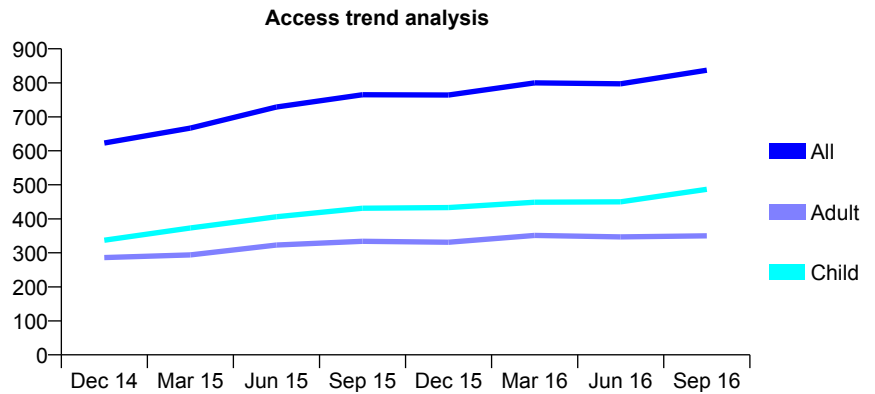
Q65 - Vital Signs At a Glance Contract Report for 715883/0001 - September 2016

Name or company name	MR CP OWEN-ROBERTS
Contract type name	GDS Contract
Purpose of contract	General
Contract start date	01/08/2013
Contract end date	

16/17 Contracted general activity (UDA)	2,709
Carry forward general activity (UDA)	-54
16/17 Contracted orthodontic activity (UOA)	0
Carry forward orthodontic activity (UOA)	0
Baseline contract value	£81,434.43

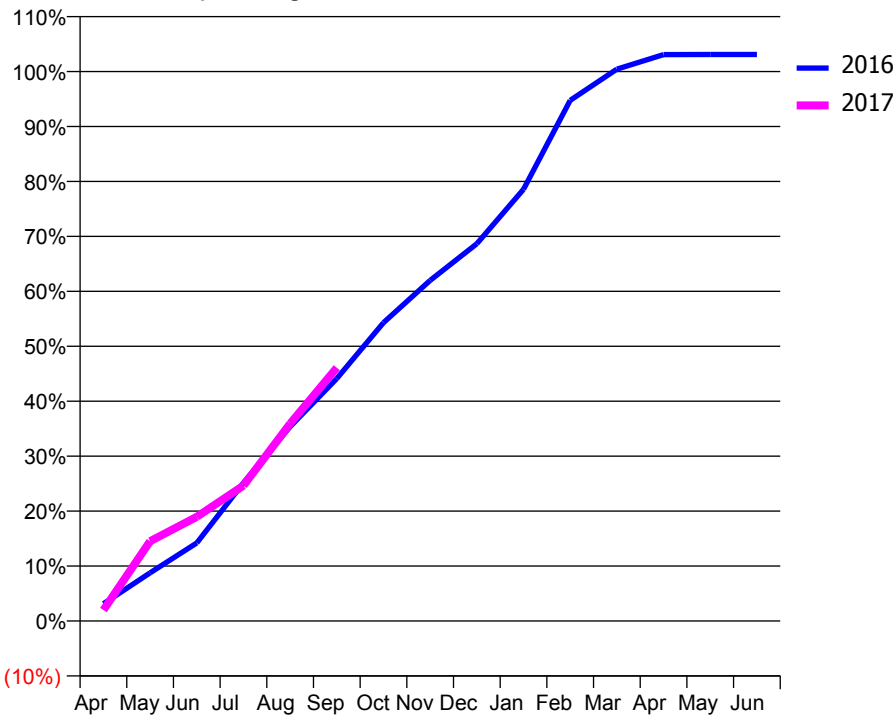
ACCESS*

Patients seen in 24 months	Total	Change since previous quarter
Quarter ending September 2015	765	
Quarter ending December 2015	764	→
Quarter ending March 2016	800	↑
Quarter ending June 2016	797	→
Quarter ending September 2016	837	↑
Variance since September 2015	9.4%	↑



ACTIVITY

Cumulative percentage of contracted UDA delivered 2016 & 2017



Month	Adjusted Scheduled Activity (UDA)	
	2016	2017
April	85	54
May	237	394
June	385	514
July	682	668
August	958	973
September	1,195	1,249
October	1,471	
November	1,680	
December	1,860	
January	2,129	
February	2,567	
March	2,721	
April	2,792	
May	2,793	
June	2,793	

QUALITY

	Quantity	Base Number	Contract	AT	Region	England
% of FP17s for the same patient ID Re-attending within 3 months - Children	16	381	4.2%	10.2%	11.8%	12.4%
% of FP17s for the same patient ID Re-attending within 3 months - Adults	61	259	23.6%	15.2%	16.6%	16.7%
% of FP17s for the same patient ID Re-attending between 3 & 9 months - Children	235	381	61.7%	61.4%	60.2%	57.4%
% of FP17s for the same patient ID Re-attending between 3 & 9 months - Adults	118	259	45.6%	53.1%	52.0%	50.5%
% of FP17s for Band 1 Urgent Courses	25	596	4.2%	8.1%	9.4%	9.1%
% of FP17s Relating to Free Repair or Replacements	0	596	0.0%	0.9%	0.7%	0.8%
% of FP17s Relating to Continuations	0	596	0.0%	1.5%	1.2%	1.3%
% of Patients satisfied with the dentistry they have received	1	1	N/A	94.9%	93.6%	93.2%
% of Patients satisfied with the time they had to wait for an appointment	1	1	N/A	89.8%	89.1%	89.0%

* This is based on patients treated on this contract for their most recent course of treatment. Figures in italics indicate the base number of FP17s or Patient Questionnaire responses are less than 100. N/A is shown where the base number of responses is less than 10 during the period. % is calculated as Quantity/Base number*100

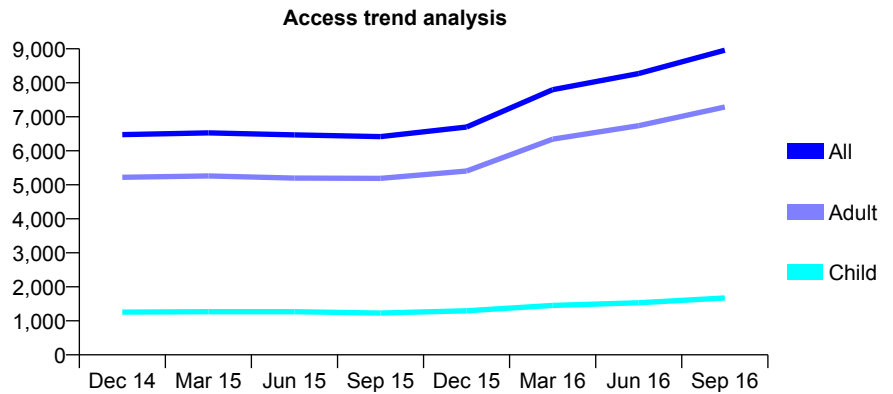
Q65 - Vital Signs At a Glance Contract Report for 760285/0001 - September 2016

Name or company name	MR PS WILTSHIRE
Contract type name	GDS Contract
Purpose of contract	General
Contract start date	01/04/2006
Contract end date	

16/17 Contracted general activity (UDA)	24,932
Carry forward general activity (UDA)	-481
16/17 Contracted orthodontic activity (UOA)	0
Carry forward orthodontic activity (UOA)	0
Baseline contract value	£514,541.52

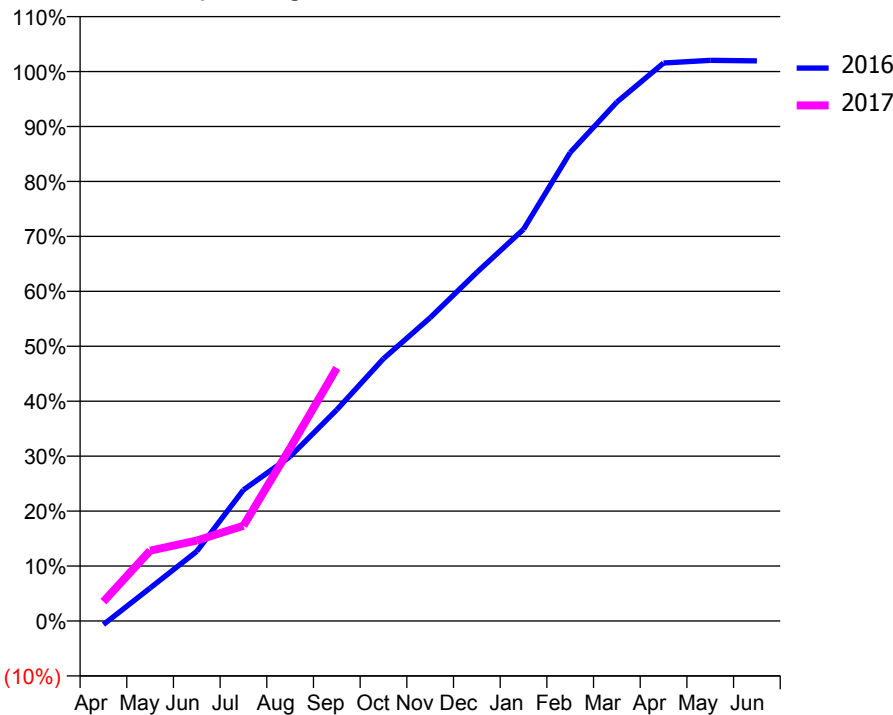
ACCESS*

Patients seen in 24 months	Total	Change since previous quarter
Quarter ending September 2015	6,418	
Quarter ending December 2015	6,699	↑
Quarter ending March 2016	7,797	↑
Quarter ending June 2016	8,272	↑
Quarter ending September 2016	8,958	↑
Variance since September 2015	39.6%	↑



ACTIVITY

Cumulative percentage of contracted UDA delivered 2016 & 2017



Month	Adjusted Scheduled Activity (UDA)	
	2016	2017
April	-164	881
May	1,500	3,190
June	3,161	3,652
July	5,949	4,321
August	7,463	7,852
September	9,586	11,479
October	11,904	
November	13,763	
December	15,819	
January	17,770	
February	21,260	
March	23,543	
April	25,320	
May	25,437	
June	25,413	

QUALITY

	Quantity	Base Number	Contract	AT	Region	England
% of FP17s for the same patient ID Re-attending within 3 months - Children	71	1,228	5.8%	10.2%	11.8%	12.4%
% of FP17s for the same patient ID Re-attending within 3 months - Adults	619	4,705	13.2%	15.2%	16.6%	16.7%
% of FP17s for the same patient ID Re-attending between 3 & 9 months - Children	605	1,228	49.3%	61.4%	60.2%	57.4%
% of FP17s for the same patient ID Re-attending between 3 & 9 months - Adults	2,241	4,705	47.6%	53.1%	52.0%	50.5%
% of FP17s for Band 1 Urgent Courses	286	5,063	5.6%	8.1%	9.4%	9.1%
% of FP17s Relating to Free Repair or Replacements	60	5,063	1.2%	0.9%	0.7%	0.8%
% of FP17s Relating to Continuations	40	5,063	0.8%	1.5%	1.2%	1.3%
% of Patients satisfied with the dentistry they have received	11	15	73.3%	94.9%	93.6%	93.2%
% of Patients satisfied with the time they had to wait for an appointment	10	15	66.7%	89.8%	89.1%	89.0%

* This is based on patients treated on this contract for their most recent course of treatment. Figures in italics indicate the base number of FP17s or Patient Questionnaire responses are less than 100. N/A is shown where the base number of responses is less than 10 during the period. % is calculated as Quantity/Base number*100

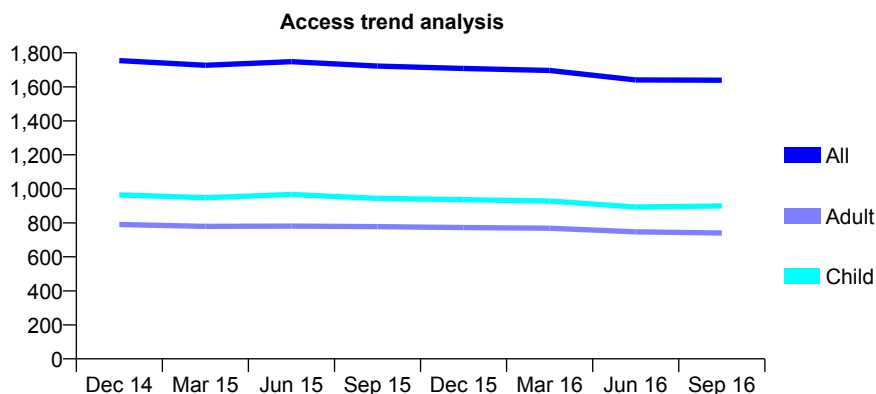
Q65 - Vital Signs At a Glance Contract Report for 762903/0001 - September 2016

Name or company name	MR CR BRANN
Contract type name	GDS Contract
Purpose of contract	General
Contract start date	01/02/2007
Contract end date	

16/17 Contracted general activity (UDA)	5,865
Carry forward general activity (UDA)	0
16/17 Contracted orthodontic activity (UOA)	0
Carry forward orthodontic activity (UOA)	0
Baseline contract value	£130,362.30

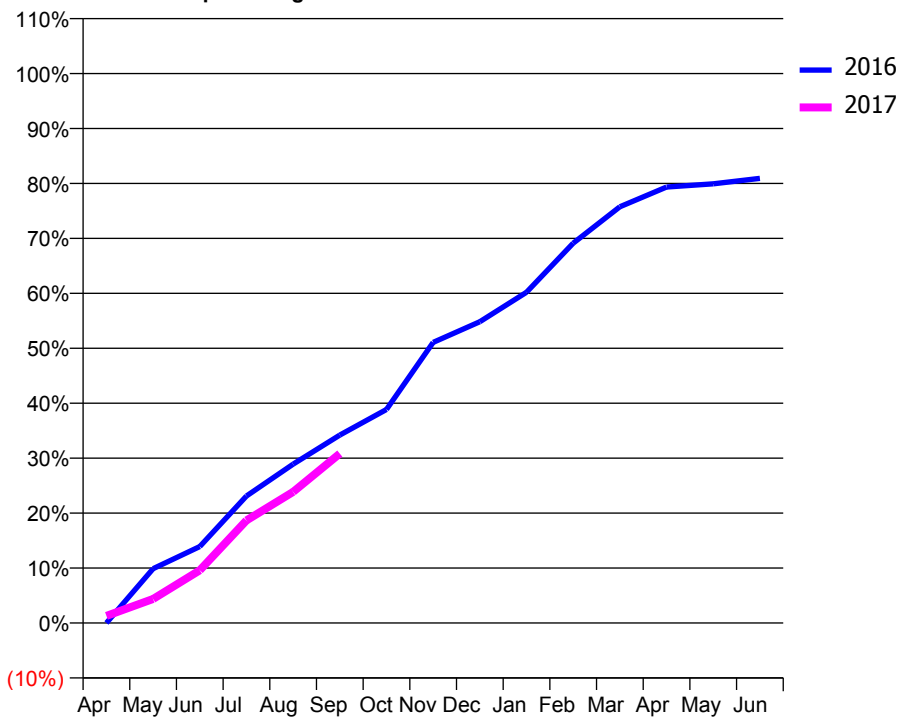
ACCESS*

Patients seen in 24 months	Total	Change since previous quarter
Quarter ending September 2015	1,722	
Quarter ending December 2015	1,708	→
Quarter ending March 2016	1,696	→
Quarter ending June 2016	1,640	↓
Quarter ending September 2016	1,639	→
Variance since September 2015	(4.8%)	↓



ACTIVITY

Cumulative percentage of contracted UDA delivered 2016 & 2017



Adjusted Scheduled Activity (UDA)

Month	2016	2017
April	0	76
May	581	257
June	817	563
July	1,355	1,095
August	1,695	1,399
September	2,005	1,808
October	2,279	
November	2,995	
December	3,215	
January	3,531	
February	4,055	
March	4,443	
April	4,653	
May	4,688	
June	4,745	

QUALITY

	Quantity	Base Number	Contract	AT	Region	England
% of FP17s for the same patient ID Re-attending within 3 months - Children	61	815	7.5%	10.2%	11.8%	12.4%
% of FP17s for the same patient ID Re-attending within 3 months - Adults	74	481	15.4%	15.2%	16.6%	16.7%
% of FP17s for the same patient ID Re-attending between 3 & 9 months - Children	609	815	74.7%	61.4%	60.2%	57.4%
% of FP17s for the same patient ID Re-attending between 3 & 9 months - Adults	294	481	61.1%	53.1%	52.0%	50.5%
% of FP17s for Band 1 Urgent Courses	73	1,145	6.4%	8.1%	9.4%	9.1%
% of FP17s Relating to Free Repair or Replacements	9	1,145	0.8%	0.9%	0.7%	0.8%
% of FP17s Relating to Continuations	9	1,145	0.8%	1.5%	1.2%	1.3%
% of Patients satisfied with the dentistry they have received	1	1	N/A	94.9%	93.6%	93.2%
% of Patients satisfied with the time they had to wait for an appointment	1	1	N/A	89.8%	89.1%	89.0%

* This is based on patients treated on this contract for their most recent course of treatment. Figures in italics indicate the base number of FP17s or Patient Questionnaire responses are less than 100. N/A is shown where the base number of responses is less than 10 during the period. % is calculated as Quantity/Base number*100

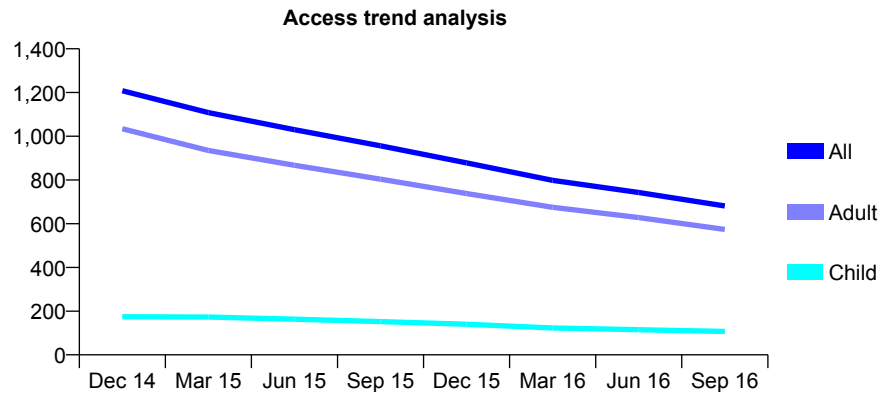
Q65 - Vital Signs At a Glance Contract Report for 765864/0001 - September 2016

Name or company name	MR KK HAMIDI
Contract type name	GDS Contract
Purpose of contract	General
Contract start date	01/04/2006
Contract end date	

16/17 Contracted general activity (UDA)	5,998
Carry forward general activity (UDA)	0
16/17 Contracted orthodontic activity (UOA)	0
Carry forward orthodontic activity (UOA)	0
Baseline contract value	£166,678.53

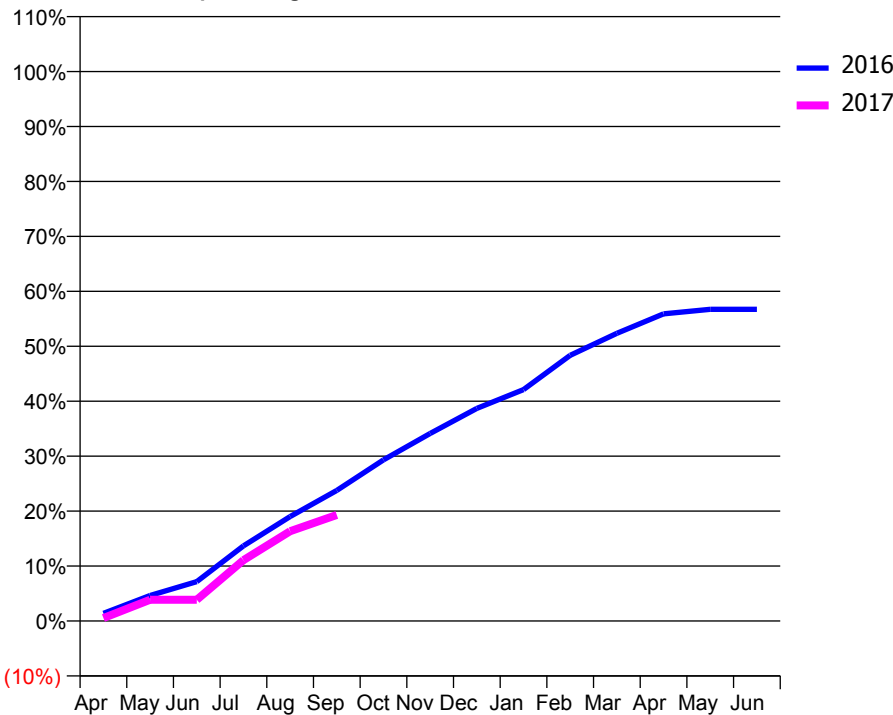
ACCESS*

Patients seen in 24 months	Total	Change since previous quarter
Quarter ending September 2015	956	
Quarter ending December 2015	878	↓
Quarter ending March 2016	798	↓
Quarter ending June 2016	743	↓
Quarter ending September 2016	681	↓
Variance since September 2015	(28.8%)	↓



ACTIVITY

Cumulative percentage of contracted UDA delivered 2016 & 2017



Month	Adjusted Scheduled Activity (UDA)	
	2016	2017
April	84	33
May	279	232
June	430	232
July	821	664
August	1,141	981
September	1,426	1,157
October	1,759	
November	2,048	
December	2,321	
January	2,526	
February	2,900	
March	3,140	
April	3,353	
May	3,402	
June	3,402	

QUALITY

	Quantity	Base Number	Contract	AT	Region	England
% of FP17s for the same patient ID Re-attending within 3 months - Children	1	71	1.4%	10.2%	11.8%	12.4%
% of FP17s for the same patient ID Re-attending within 3 months - Adults	72	457	15.8%	15.2%	16.6%	16.7%
% of FP17s for the same patient ID Re-attending between 3 & 9 months - Children	59	71	83.1%	61.4%	60.2%	57.4%
% of FP17s for the same patient ID Re-attending between 3 & 9 months - Adults	321	457	70.2%	53.1%	52.0%	50.5%
% of FP17s for Band 1 Urgent Courses	12	462	2.6%	8.1%	9.4%	9.1%
% of FP17s Relating to Free Repair or Replacements	9	462	1.9%	0.9%	0.7%	0.8%
% of FP17s Relating to Continuations	6	462	1.3%	1.5%	1.2%	1.3%
% of Patients satisfied with the dentistry they have received	0	1	N/A	94.9%	93.6%	93.2%
% of Patients satisfied with the time they had to wait for an appointment	0	1	N/A	89.8%	89.1%	89.0%

* This is based on patients treated on this contract for their most recent course of treatment. Figures in italics indicate the base number of FP17s or Patient Questionnaire responses are less than 100. N/A is shown where the base number of responses is less than 10 during the period. % is calculated as Quantity/Base number*100

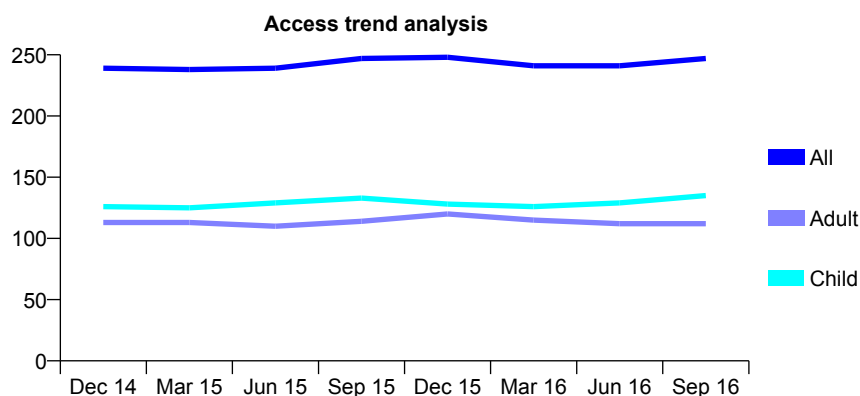
Q65 - Vital Signs At a Glance Contract Report for 770574/0001 - September 2016

Name or company name	MR MJ OVERTON-FOX
Contract type name	GDS Contract
Purpose of contract	General
Contract start date	01/04/2006
Contract end date	

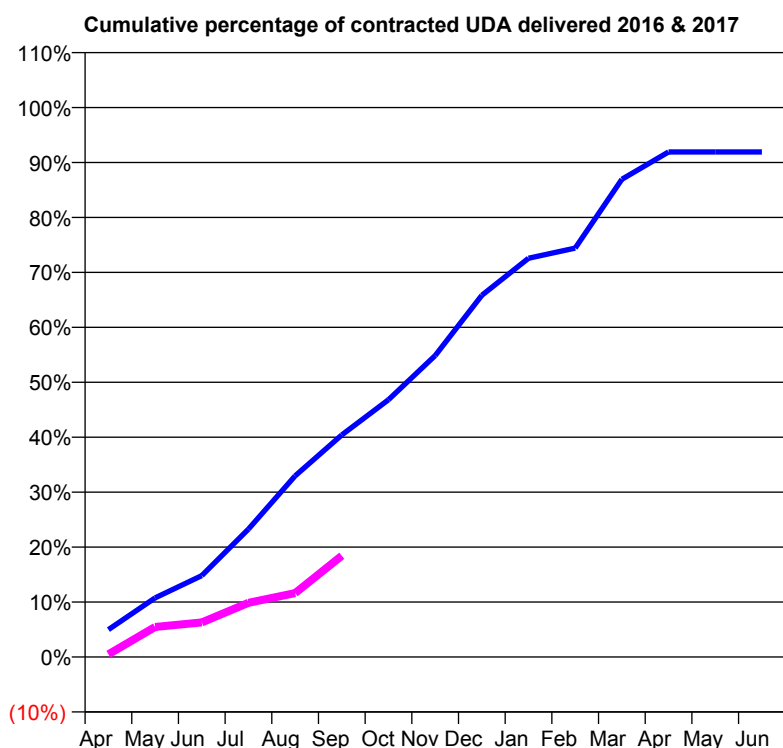
16/17 Contracted general activity (UDA)	1,212
Carry forward general activity (UDA)	0
16/17 Contracted orthodontic activity (UOA)	0
Carry forward orthodontic activity (UOA)	0
Baseline contract value	£27,466.02

ACCESS*

Patients seen in 24 months	Total	Change since previous quarter
Quarter ending September 2015	247	
Quarter ending December 2015	248	→
Quarter ending March 2016	241	↓
Quarter ending June 2016	241	→
Quarter ending September 2016	247	↑
Variance since September 2015	0.0%	→



ACTIVITY



Month	Adjusted Scheduled Activity (UDA)	
	2016	2017
April	38	6
May	83	66
June	114	76
July	179	120
August	254	141
September	311	223
October	361	
November	422	
December	507	
January	559	
February	573	
March	669	
April	708	
May	708	
June	708	

QUALITY

	Quantity	Base Number	Contract	AT	Region	England
% of FP17s for the same patient ID Re-attending within 3 months - Children	4	96	4.2%	10.2%	11.8%	12.4%
% of FP17s for the same patient ID Re-attending within 3 months - Adults	6	57	10.5%	15.2%	16.6%	16.7%
% of FP17s for the same patient ID Re-attending between 3 & 9 months - Children	58	96	60.4%	61.4%	60.2%	57.4%
% of FP17s for the same patient ID Re-attending between 3 & 9 months - Adults	39	57	68.4%	53.1%	52.0%	50.5%
% of FP17s for Band 1 Urgent Courses	12	141	8.5%	8.1%	9.4%	9.1%
% of FP17s Relating to Free Repair or Replacements	0	141	0.0%	0.9%	0.7%	0.8%
% of FP17s Relating to Continuations	0	141	0.0%	1.5%	1.2%	1.3%
% of Patients satisfied with the dentistry they have received	0	0	N/A	94.9%	93.6%	93.2%
% of Patients satisfied with the time they had to wait for an appointment	0	0	N/A	89.8%	89.1%	89.0%

* This is based on patients treated on this contract for their most recent course of treatment. Figures in italics indicate the base number of FP17s or Patient Questionnaire responses are less than 100. N/A is shown where the base number of responses is less than 10 during the period. % is calculated as Quantity/Base number*100

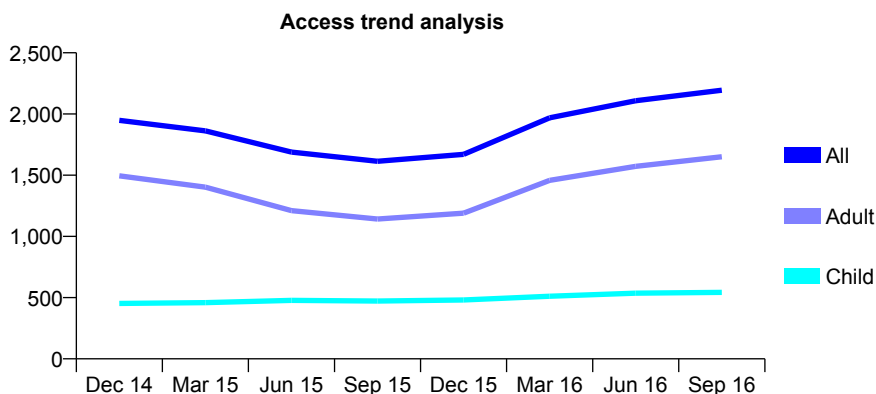
Q65 - Vital Signs At a Glance Contract Report for 787442/0001 - September 2016

Name or company name	MR J SKVARKA
Contract type name	GDS Contract
Purpose of contract	General
Contract start date	01/04/2006
Contract end date	

16/17 Contracted general activity (UDA)	5,997
Carry forward general activity (UDA)	0
16/17 Contracted orthodontic activity (UOA)	0
Carry forward orthodontic activity (UOA)	0
Baseline contract value	£141,711.58

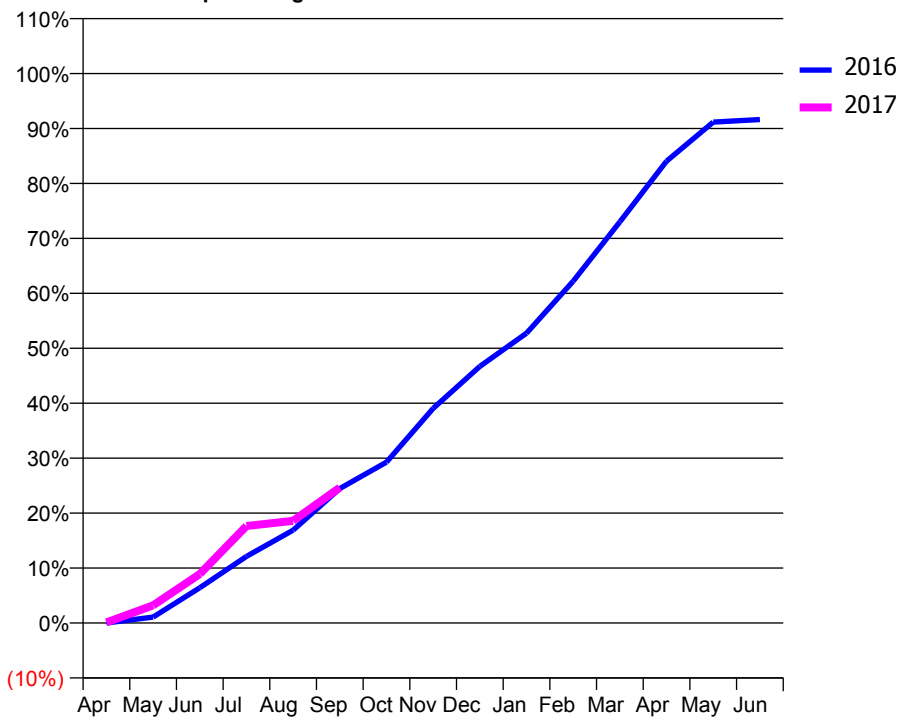
ACCESS*

Patients seen in 24 months	Total	Change since previous quarter
Quarter ending September 2015	1,614	
Quarter ending December 2015	1,671	↑
Quarter ending March 2016	1,969	↑
Quarter ending June 2016	2,108	↑
Quarter ending September 2016	2,194	↑
Variance since September 2015	35.9%	↑



ACTIVITY

Cumulative percentage of contracted UDA delivered 2016 & 2017



Adjusted Scheduled Activity (UDA)

Month	2016	2017
April	1	6
May	65	192
June	386	535
July	727	1,058
August	1,014	1,116
September	1,468	1,478
October	1,755	
November	2,342	
December	2,800	
January	3,163	
February	3,730	
March	4,378	
April	5,040	
May	5,467	
June	5,495	

QUALITY

	Quantity	Base Number	Contract	AT	Region	England
% of FP17s for the same patient ID Re-attending within 3 months - Children	12	270	4.4%	10.2%	11.8%	12.4%
% of FP17s for the same patient ID Re-attending within 3 months - Adults	50	746	6.7%	15.2%	16.6%	16.7%
% of FP17s for the same patient ID Re-attending between 3 & 9 months - Children	85	270	31.5%	61.4%	60.2%	57.4%
% of FP17s for the same patient ID Re-attending between 3 & 9 months - Adults	148	746	19.8%	53.1%	52.0%	50.5%
% of FP17s for Band 1 Urgent Courses	39	614	6.4%	8.1%	9.4%	9.1%
% of FP17s Relating to Free Repair or Replacements	1	614	0.2%	0.9%	0.7%	0.8%
% of FP17s Relating to Continuations	1	614	0.2%	1.5%	1.2%	1.3%
% of Patients satisfied with the dentistry they have received	0	0	N/A	94.9%	93.6%	93.2%
% of Patients satisfied with the time they had to wait for an appointment	0	0	N/A	89.8%	89.1%	89.0%

* This is based on patients treated on this contract for their most recent course of treatment. Figures in italics indicate the base number of FP17s or Patient Questionnaire responses are less than 100. N/A is shown where the base number of responses is less than 10 during the period. % is calculated as Quantity/Base number*100

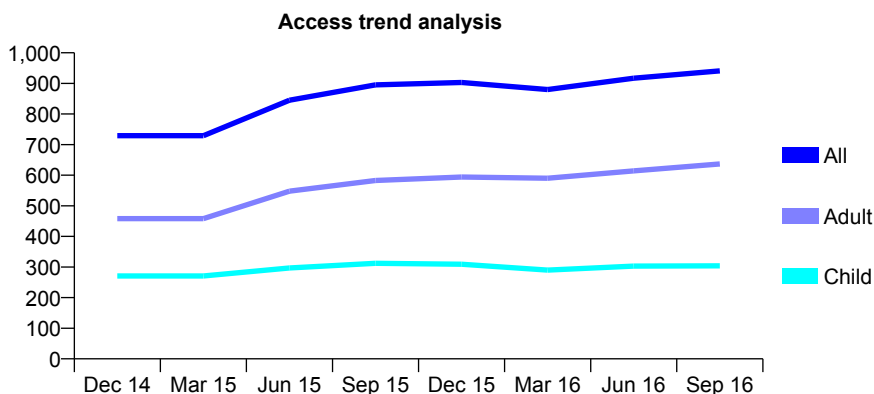
Q65 - Vital Signs At a Glance Contract Report for 804703/0001 - September 2016

Name or company name	MR LM COSTELLO
Contract type name	GDS Contract
Purpose of contract	General
Contract start date	01/04/2006
Contract end date	

16/17 Contracted general activity (UDA)	2,817
Carry forward general activity (UDA)	0
16/17 Contracted orthodontic activity (UOA)	0
Carry forward orthodontic activity (UOA)	0
Baseline contract value	£69,794.75

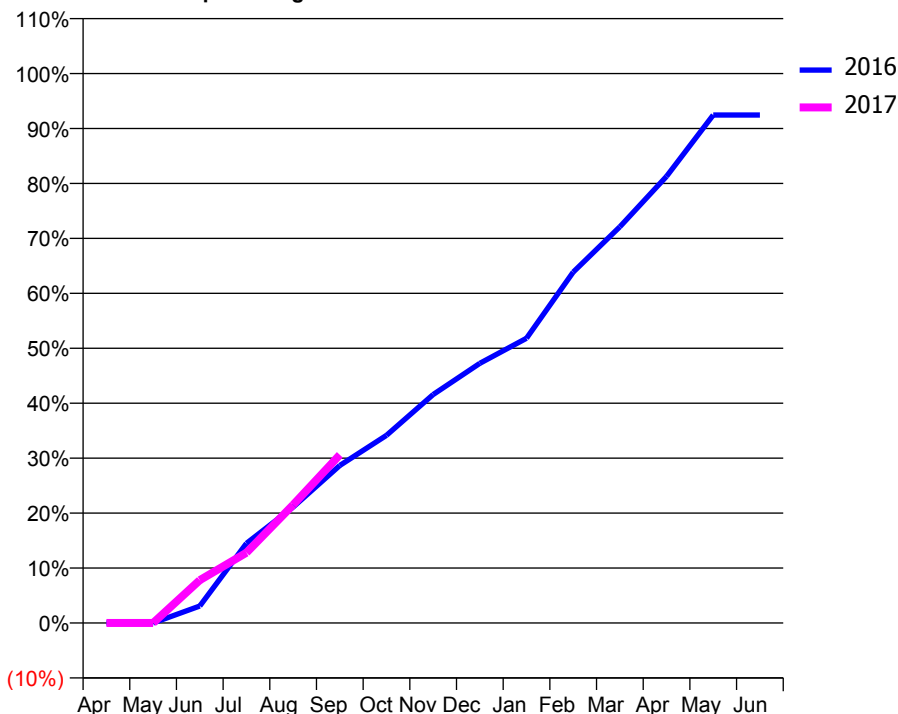
ACCESS*

Patients seen in 24 months	Total	Change since previous quarter
Quarter ending September 2015	895	
Quarter ending December 2015	903	→
Quarter ending March 2016	880	↓
Quarter ending June 2016	917	↑
Quarter ending September 2016	941	↑
Variance since September 2015	5.1%	↑



ACTIVITY

Cumulative percentage of contracted UDA delivered 2016 & 2017



Month	Adjusted Scheduled Activity (UDA)	
	2016	2017
April	0	0
May	0	0
June	87	220
July	409	360
August	595	606
September	808	862
October	962	
November	1,171	
December	1,332	
January	1,460	
February	1,799	
March	2,031	
April	2,290	
May	2,604	
June	2,604	

QUALITY

	Quantity	Base Number	Contract	AT	Region	England
% of FP17s for the same patient ID Re-attending within 3 months - Children	8	227	3.5%	10.2%	11.8%	12.4%
% of FP17s for the same patient ID Re-attending within 3 months - Adults	28	400	7.0%	15.2%	16.6%	16.7%
% of FP17s for the same patient ID Re-attending between 3 & 9 months - Children	134	227	59.0%	61.4%	60.2%	57.4%
% of FP17s for the same patient ID Re-attending between 3 & 9 months - Adults	195	400	48.8%	53.1%	52.0%	50.5%
% of FP17s for Band 1 Urgent Courses	26	417	6.2%	8.1%	9.4%	9.1%
% of FP17s Relating to Free Repair or Replacements	2	417	0.5%	0.9%	0.7%	0.8%
% of FP17s Relating to Continuations	0	417	0.0%	1.5%	1.2%	1.3%
% of Patients satisfied with the dentistry they have received	0	0	N/A	94.9%	93.6%	93.2%
% of Patients satisfied with the time they had to wait for an appointment	0	0	N/A	89.8%	89.1%	89.0%

* This is based on patients treated on this contract for their most recent course of treatment. Figures in italics indicate the base number of FP17s or Patient Questionnaire responses are less than 100. N/A is shown where the base number of responses is less than 10 during the period. % is calculated as Quantity/Base number*100

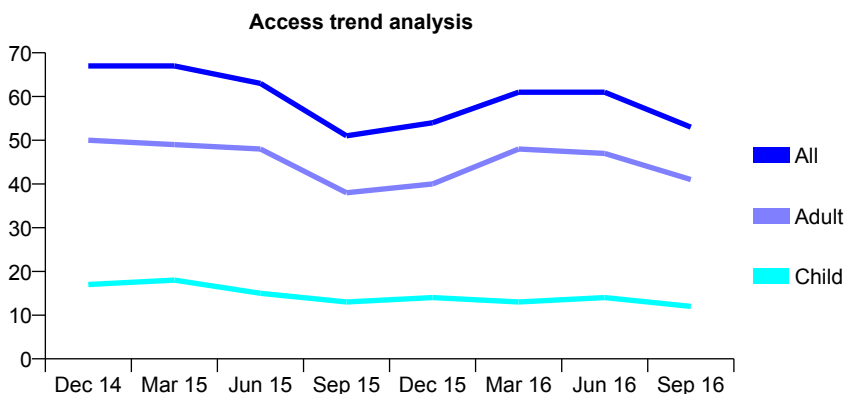
Q65 - Vital Signs At a Glance Contract Report for 806048/0001 - September 2016

Name or company name	MR W LONG
Contract type name	GDS Contract
Purpose of contract	General
Contract start date	01/04/2006
Contract end date	30/04/2016

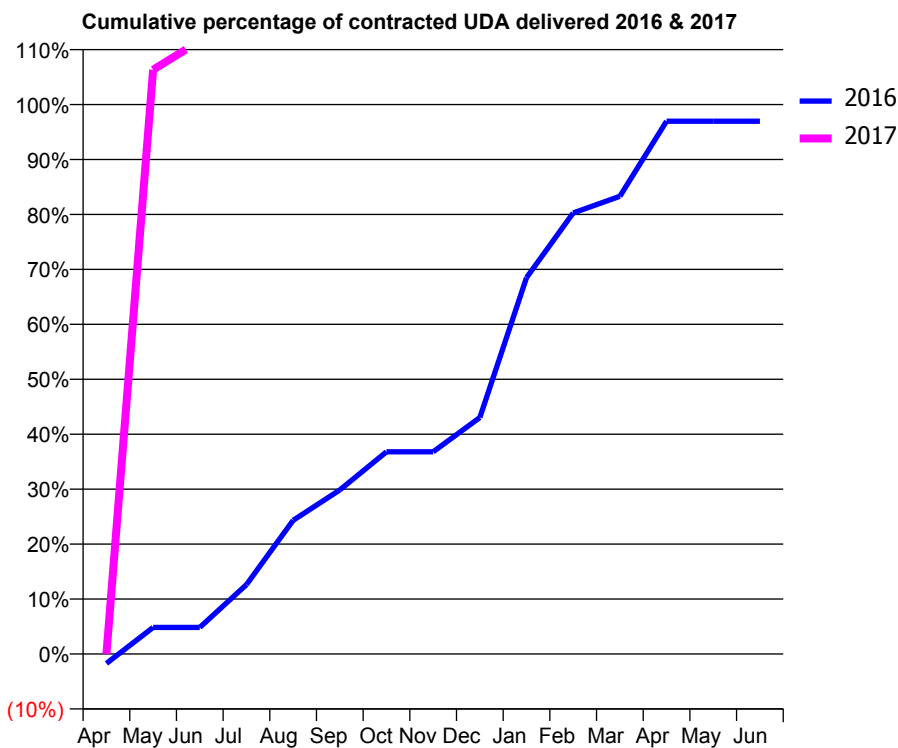
16/17 Contracted general activity (UDA)	19
Carry forward general activity (UDA)	0
16/17 Contracted orthodontic activity (UOA)	0
Carry forward orthodontic activity (UOA)	0
Baseline contract value	£484.65

ACCESS*

Patients seen in 24 months	Total	Change since previous quarter
Quarter ending September 2015	51	
Quarter ending December 2015	54	↑
Quarter ending March 2016	61	↑
Quarter ending June 2016	61	→
Quarter ending September 2016	53	↓
Variance since September 2015	3.9%	↑



ACTIVITY



Month	Adjusted Scheduled Activity (UDA)	
	2016	2017
April	-4	0
May	11	20
June	11	21
July	29	21
August	56	21
September	69	21
October	85	
November	85	
December	99	
January	158	
February	185	
March	192	
April	224	
May	224	
June	224	

QUALITY

	Quantity	Base Number	Contract	AT	Region	England
% of FP17s for the same patient ID Re-attending within 3 months - Children	0	7	0.0%	10.2%	11.8%	12.4%
% of FP17s for the same patient ID Re-attending within 3 months - Adults	2	20	10.0%	15.2%	16.6%	16.7%
% of FP17s for the same patient ID Re-attending between 3 & 9 months - Children	2	7	28.6%	61.4%	60.2%	57.4%
% of FP17s for the same patient ID Re-attending between 3 & 9 months - Adults	6	20	30.0%	53.1%	52.0%	50.5%
% of FP17s for Band 1 Urgent Courses	1	10	10.0%	8.1%	9.4%	9.1%
% of FP17s Relating to Free Repair or Replacements	0	10	0.0%	0.9%	0.7%	0.8%
% of FP17s Relating to Continuations	0	10	0.0%	1.5%	1.2%	1.3%
% of Patients satisfied with the dentistry they have received	0	0	N/A	94.9%	93.6%	93.2%
% of Patients satisfied with the time they had to wait for an appointment	0	0	N/A	89.8%	89.1%	89.0%

* This is based on patients treated on this contract for their most recent course of treatment. Figures in italics indicate the base number of FP17s or Patient Questionnaire responses are less than 100. N/A is shown where the base number of responses is less than 10 during the period. % is calculated as Quantity/Base number*100

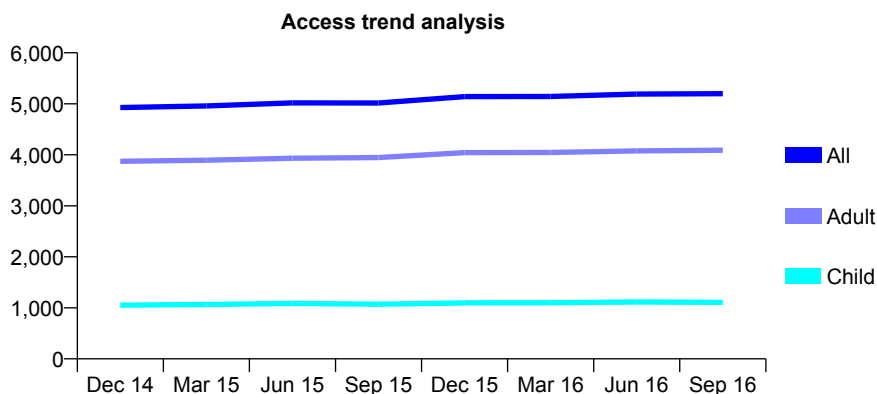
Q65 - Vital Signs At a Glance Contract Report for 807982/0001 - September 2016

Name or company name	MR MA WILCOX
Contract type name	GDS Contract
Purpose of contract	General
Contract start date	01/04/2006
Contract end date	

16/17 Contracted general activity (UDA)	15,918
Carry forward general activity (UDA)	-318
16/17 Contracted orthodontic activity (UOA)	0
Carry forward orthodontic activity (UOA)	0
Baseline contract value	£361,379.83

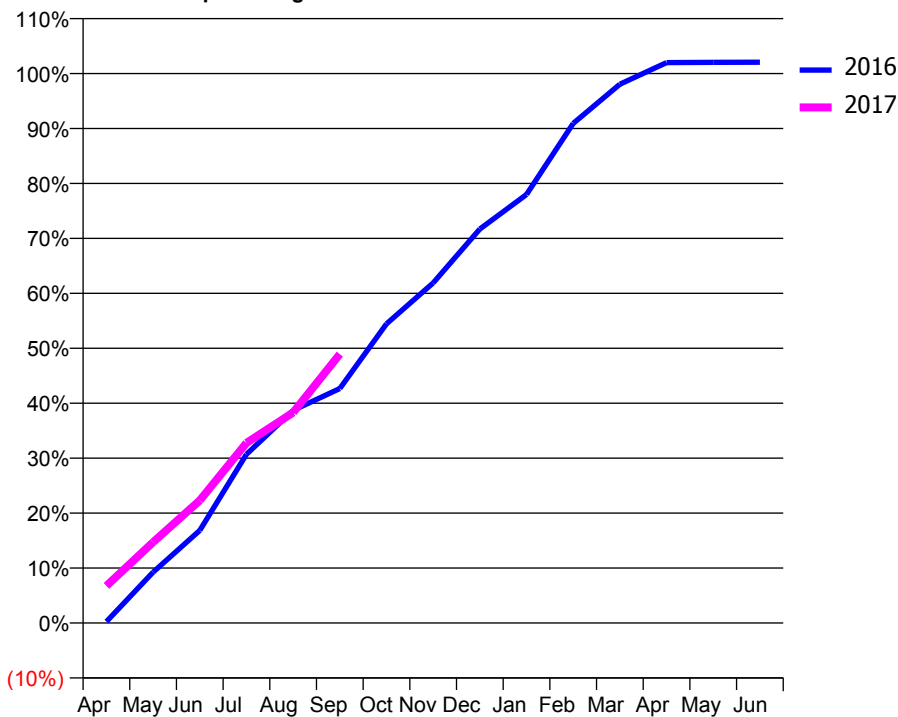
ACCESS*

Patients seen in 24 months	Total	Change since previous quarter
Quarter ending September 2015	5,016	
Quarter ending December 2015	5,141	↑
Quarter ending March 2016	5,145	→
Quarter ending June 2016	5,192	→
Quarter ending September 2016	5,198	→
Variance since September 2015	3.6%	↑



ACTIVITY

Cumulative percentage of contracted UDA delivered 2016 & 2017



Month	Adjusted Scheduled Activity (UDA)	
	2016	2017
April	41	1,077
May	1,473	2,344
June	2,685	3,552
July	4,887	5,217
August	6,159	6,097
September	6,791	7,789
October	8,665	
November	9,851	
December	11,413	
January	12,412	
February	14,471	
March	15,608	
April	16,233	
May	16,243	
June	16,244	

QUALITY

	Quantity	Base Number	Contract	AT	Region	England
% of FP17s for the same patient ID Re-attending within 3 months - Children	49	750	6.5%	10.2%	11.8%	12.4%
% of FP17s for the same patient ID Re-attending within 3 months - Adults	369	2,720	13.6%	15.2%	16.6%	16.7%
% of FP17s for the same patient ID Re-attending between 3 & 9 months - Children	361	750	48.1%	61.4%	60.2%	57.4%
% of FP17s for the same patient ID Re-attending between 3 & 9 months - Adults	1,286	2,720	47.3%	53.1%	52.0%	50.5%
% of FP17s for Band 1 Urgent Courses	68	3,209	2.1%	8.1%	9.4%	9.1%
% of FP17s Relating to Free Repair or Replacements	67	3,209	2.1%	0.9%	0.7%	0.8%
% of FP17s Relating to Continuations	71	3,209	2.2%	1.5%	1.2%	1.3%
% of Patients satisfied with the dentistry they have received	12	12	100.0%	94.9%	93.6%	93.2%
% of Patients satisfied with the time they had to wait for an appointment	12	12	100.0%	89.8%	89.1%	89.0%

* This is based on patients treated on this contract for their most recent course of treatment. Figures in italics indicate the base number of FP17s or Patient Questionnaire responses are less than 100. N/A is shown where the base number of responses is less than 10 during the period. % is calculated as Quantity/Base number*100

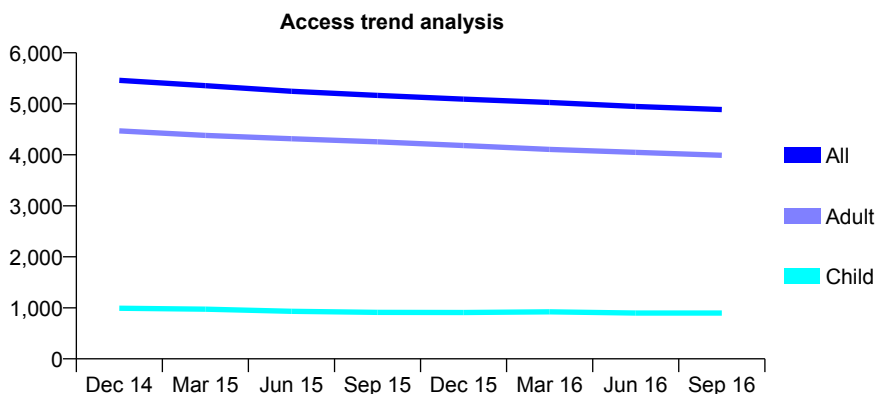
Q65 - Vital Signs At a Glance Contract Report for 813893/0001 - September 2016

Name or company name	MR P MARFFY
Contract type name	GDS Contract
Purpose of contract	General
Contract start date	01/04/2006
Contract end date	

16/17 Contracted general activity (UDA)	13,482
Carry forward general activity (UDA)	0
16/17 Contracted orthodontic activity (UOA)	0
Carry forward orthodontic activity (UOA)	0
Baseline contract value	£302,912.58

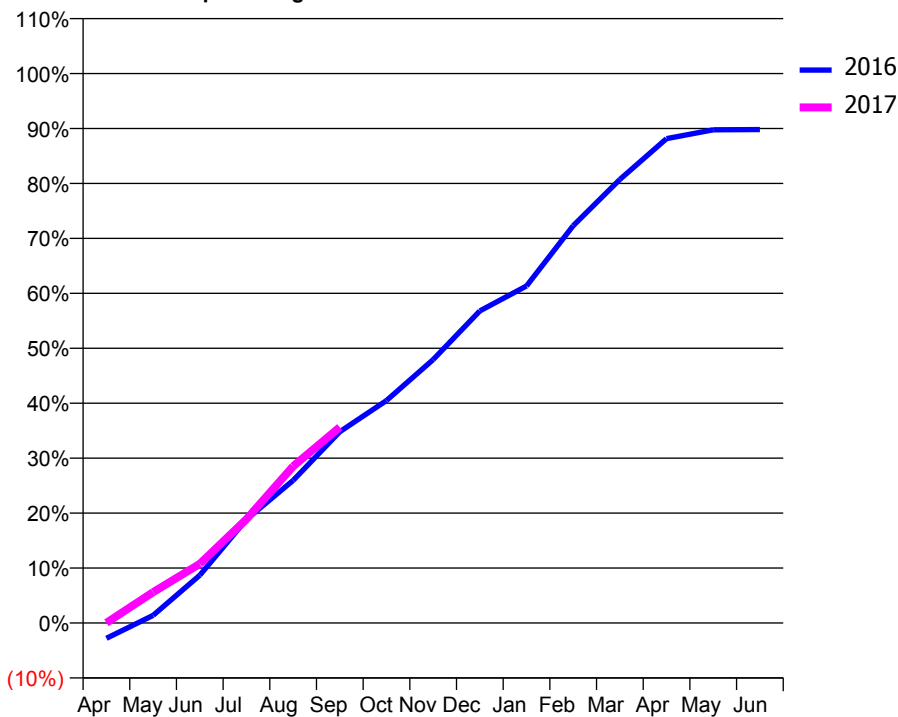
ACCESS*

Patients seen in 24 months	Total	Change since previous quarter
Quarter ending September 2015	5,166	
Quarter ending December 2015	5,091	↓
Quarter ending March 2016	5,027	↓
Quarter ending June 2016	4,947	↓
Quarter ending September 2016	4,888	↓
Variance since September 2015	(5.4%)	↓



ACTIVITY

Cumulative percentage of contracted UDA delivered 2016 & 2017



Month	Adjusted Scheduled Activity (UDA)	
	2016	2017
April	-377	4
May	187	757
June	1,174	1,452
July	2,542	2,546
August	3,501	3,845
September	4,695	4,805
October	5,458	
November	6,464	
December	7,656	
January	8,270	
February	9,746	
March	10,882	
April	11,883	
May	12,102	
June	12,107	

QUALITY

	Quantity	Base Number	Contract	AT	Region	England
% of FP17s for the same patient ID Re-attending within 3 months - Children	38	509	7.5%	10.2%	11.8%	12.4%
% of FP17s for the same patient ID Re-attending within 3 months - Adults	496	2,348	21.1%	15.2%	16.6%	16.7%
% of FP17s for the same patient ID Re-attending between 3 & 9 months - Children	156	509	30.6%	61.4%	60.2%	57.4%
% of FP17s for the same patient ID Re-attending between 3 & 9 months - Adults	590	2,348	25.1%	53.1%	52.0%	50.5%
% of FP17s for Band 1 Urgent Courses	300	2,346	12.8%	8.1%	9.4%	9.1%
% of FP17s Relating to Free Repair or Replacements	8	2,346	0.3%	0.9%	0.7%	0.8%
% of FP17s Relating to Continuations	52	2,346	2.2%	1.5%	1.2%	1.3%
% of Patients satisfied with the dentistry they have received	10	11	90.9%	94.9%	93.6%	93.2%
% of Patients satisfied with the time they had to wait for an appointment	11	11	100.0%	89.8%	89.1%	89.0%

* This is based on patients treated on this contract for their most recent course of treatment. Figures in italics indicate the base number of FP17s or Patient Questionnaire responses are less than 100. N/A is shown where the base number of responses is less than 10 during the period. % is calculated as Quantity/Base number*100

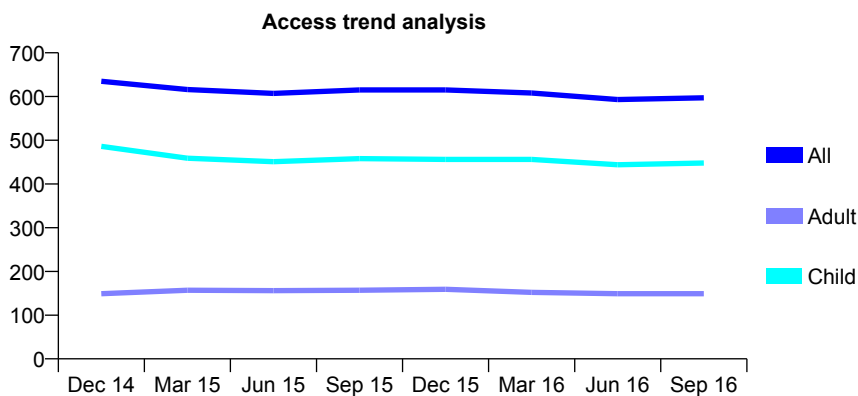
Q65 - Vital Signs At a Glance Contract Report for 825441/0001 - September 2016

Name or company name	MISS AL WHITBY
Contract type name	GDS Contract
Purpose of contract	General
Contract start date	01/04/2006
Contract end date	

16/17 Contracted general activity (UDA)	1,300
Carry forward general activity (UDA)	-26
16/17 Contracted orthodontic activity (UOA)	0
Carry forward orthodontic activity (UOA)	0
Baseline contract value	£29,841.75

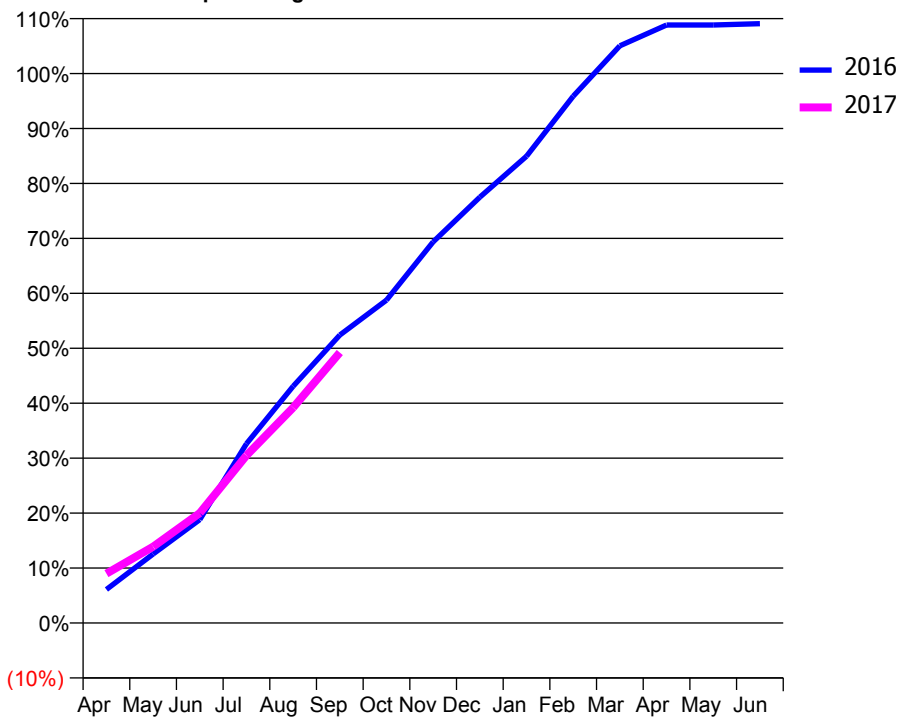
ACCESS*

Patients seen in 24 months	Total	Change since previous quarter
Quarter ending September 2015	615	
Quarter ending December 2015	615	→
Quarter ending March 2016	608	↓
Quarter ending June 2016	593	↓
Quarter ending September 2016	597	→
Variance since September 2015	(2.9%)	↓



ACTIVITY

Cumulative percentage of contracted UDA delivered 2016 & 2017



Month	Adjusted Scheduled Activity (UDA)	
	2016	2017
April	79	117
May	163	181
June	245	260
July	424	396
August	560	510
September	681	640
October	764	
November	902	
December	1,008	
January	1,104	
February	1,246	
March	1,365	
April	1,415	
May	1,415	
June	1,418	

QUALITY

	Quantity	Base Number	Contract	AT	Region	England
% of FP17s for the same patient ID Re-attending within 3 months - Children	42	384	10.9%	10.2%	11.8%	12.4%
% of FP17s for the same patient ID Re-attending within 3 months - Adults	18	74	24.3%	15.2%	16.6%	16.7%
% of FP17s for the same patient ID Re-attending between 3 & 9 months - Children	240	384	62.5%	61.4%	60.2%	57.4%
% of FP17s for the same patient ID Re-attending between 3 & 9 months - Adults	40	74	54.1%	53.1%	52.0%	50.5%
% of FP17s for Band 1 Urgent Courses	29	423	6.9%	8.1%	9.4%	9.1%
% of FP17s Relating to Free Repair or Replacements	0	423	0.0%	0.9%	0.7%	0.8%
% of FP17s Relating to Continuations	0	423	0.0%	1.5%	1.2%	1.3%
% of Patients satisfied with the dentistry they have received	1	1	N/A	94.9%	93.6%	93.2%
% of Patients satisfied with the time they had to wait for an appointment	1	1	N/A	89.8%	89.1%	89.0%

* This is based on patients treated on this contract for their most recent course of treatment. Figures in italics indicate the base number of FP17s or Patient Questionnaire responses are less than 100. N/A is shown where the base number of responses is less than 10 during the period. % is calculated as Quantity/Base number*100

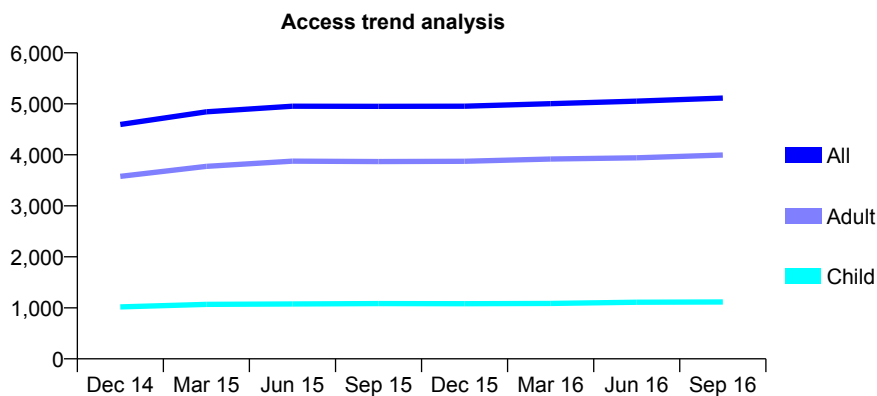
Q65 - Vital Signs At a Glance Contract Report for 836133/0001 - September 2016

Name or company name	MRS LA BARNES
Contract type name	GDS Contract
Purpose of contract	General and Orthodontic
Contract start date	01/06/2013
Contract end date	

16/17 Contracted general activity (UDA)	13,500
Carry forward general activity (UDA)	35
16/17 Contracted orthodontic activity (UOA)	500
Carry forward orthodontic activity (UOA)	0
Baseline contract value	£333,991.66

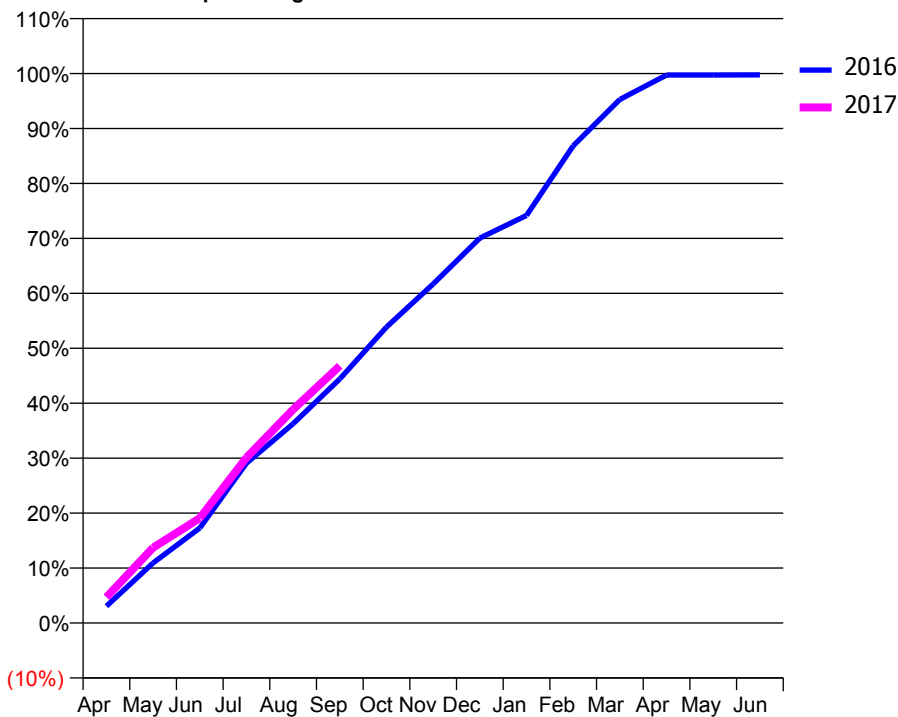
ACCESS*

Patients seen in 24 months	Total	Change since previous quarter
Quarter ending September 2015	4,951	
Quarter ending December 2015	4,952	→
Quarter ending March 2016	5,003	→
Quarter ending June 2016	5,053	→
Quarter ending September 2016	5,113	→
Variance since September 2015	3.3%	↑



ACTIVITY

Cumulative percentage of contracted UDA delivered 2016 & 2017



Adjusted Scheduled Activity (UDA)

Month	2016	2017
April	414	632
May	1,475	1,854
June	2,336	2,576
July	3,927	4,065
August	4,895	5,247
September	5,998	6,319
October	7,272	
November	8,330	
December	9,457	
January	10,013	
February	11,724	
March	12,862	
April	13,464	
May	13,463	
June	13,465	

QUALITY

	Quantity	Base Number	Contract	AT	Region	England
% of FP17s for the same patient ID Re-attending within 3 months - Children	99	1,040	9.5%	10.2%	11.8%	12.4%
% of FP17s for the same patient ID Re-attending within 3 months - Adults	457	3,134	14.6%	15.2%	16.6%	16.7%
% of FP17s for the same patient ID Re-attending between 3 & 9 months - Children	699	1,040	67.2%	61.4%	60.2%	57.4%
% of FP17s for the same patient ID Re-attending between 3 & 9 months - Adults	1,678	3,134	53.5%	53.1%	52.0%	50.5%
% of FP17s for Band 1 Urgent Courses	263	3,814	6.9%	8.1%	9.4%	9.1%
% of FP17s Relating to Free Repair or Replacements	20	3,814	0.5%	0.9%	0.7%	0.8%
% of FP17s Relating to Continuations	17	3,814	0.4%	1.5%	1.2%	1.3%
% of Patients satisfied with the dentistry they have received	7	7	N/A	94.9%	93.6%	93.2%
% of Patients satisfied with the time they had to wait for an appointment	7	7	N/A	89.8%	89.1%	89.0%

* This is based on patients treated on this contract for their most recent course of treatment. Figures in italics indicate the base number of FP17s or Patient Questionnaire responses are less than 100. N/A is shown where the base number of responses is less than 10 during the period. % is calculated as Quantity/Base number*100

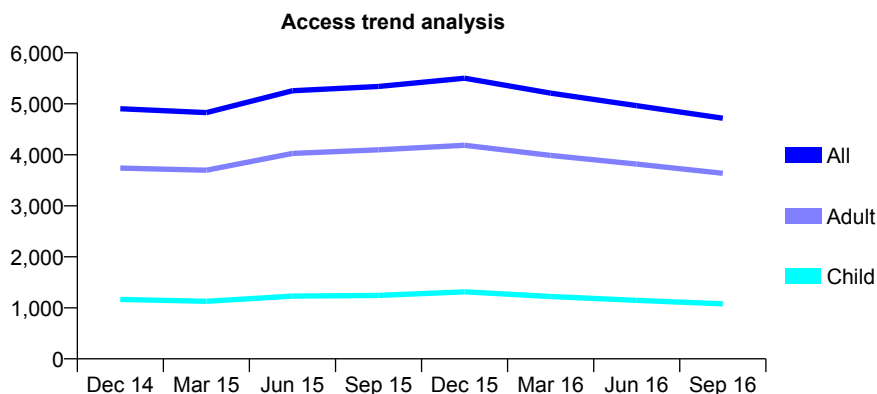
Q65 - Vital Signs At a Glance Contract Report for 840289/0002 - September 2016

Name or company name	MR AM HOUSE
Contract type name	GDS Contract
Purpose of contract	General
Contract start date	01/04/2007
Contract end date	

16/17 Contracted general activity (UDA)	12,686
Carry forward general activity (UDA)	246
16/17 Contracted orthodontic activity (UOA)	0
Carry forward orthodontic activity (UOA)	0
Baseline contract value	£263,789.31

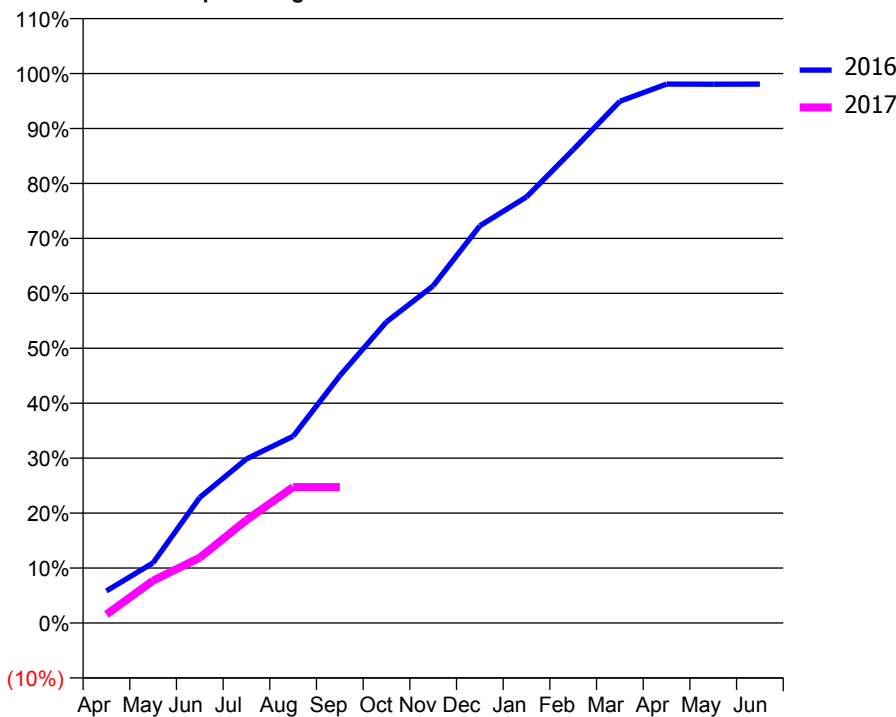
ACCESS*

Patients seen in 24 months	Total	Change since previous quarter
Quarter ending September 2015	5,340	
Quarter ending December 2015	5,503	↑
Quarter ending March 2016	5,210	↓
Quarter ending June 2016	4,963	↓
Quarter ending September 2016	4,717	↓
Variance since September 2015	(11.7%)	↓



ACTIVITY

Cumulative percentage of contracted UDA delivered 2016 & 2017



Month	Adjusted Scheduled Activity (UDA)	
	2016	2017
April	741	198
May	1,390	982
June	2,900	1,509
July	3,787	2,379
August	4,310	3,138
September	5,711	3,138
October	6,953	
November	7,783	
December	9,169	
January	9,837	
February	10,926	
March	12,045	
April	12,440	
May	12,439	
June	12,440	

QUALITY

	Quantity	Base Number	Contract	AT	Region	England
% of FP17s for the same patient ID Re-attending within 3 months - Children	40	668	6.0%	10.2%	11.8%	12.4%
% of FP17s for the same patient ID Re-attending within 3 months - Adults	257	1,841	14.0%	15.2%	16.6%	16.7%
% of FP17s for the same patient ID Re-attending between 3 & 9 months - Children	437	668	65.4%	61.4%	60.2%	57.4%
% of FP17s for the same patient ID Re-attending between 3 & 9 months - Adults	870	1,841	47.3%	53.1%	52.0%	50.5%
% of FP17s for Band 1 Urgent Courses	109	1,832	5.9%	8.1%	9.4%	9.1%
% of FP17s Relating to Free Repair or Replacements	26	1,832	1.4%	0.9%	0.7%	0.8%
% of FP17s Relating to Continuations	18	1,832	1.0%	1.5%	1.2%	1.3%
% of Patients satisfied with the dentistry they have received	5	5	N/A	94.9%	93.6%	93.2%
% of Patients satisfied with the time they had to wait for an appointment	5	5	N/A	89.8%	89.1%	89.0%

* This is based on patients treated on this contract for their most recent course of treatment. Figures in italics indicate the base number of FP17s or Patient Questionnaire responses are less than 100. N/A is shown where the base number of responses is less than 10 during the period. % is calculated as Quantity/Base number*100

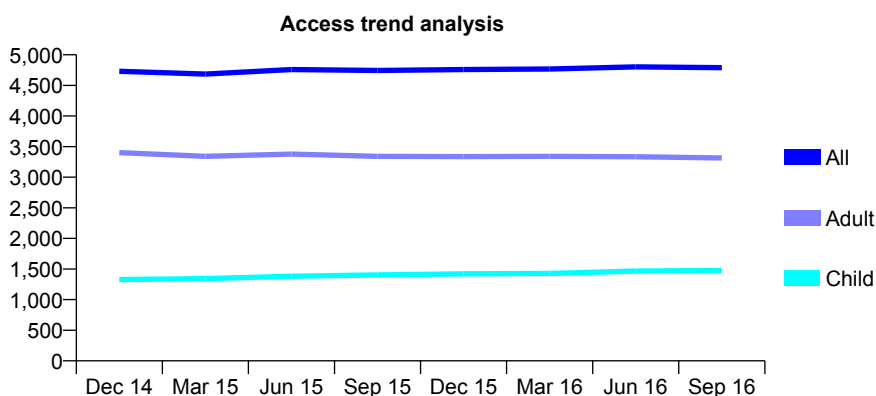
Q65 - Vital Signs At a Glance Contract Report for 843342/0001 - September 2016

Name or company name	MISS IR BORMANN
Contract type name	GDS Contract
Purpose of contract	General
Contract start date	01/04/2006
Contract end date	

16/17 Contracted general activity (UDA)	10,022
Carry forward general activity (UDA)	1
16/17 Contracted orthodontic activity (UOA)	0
Carry forward orthodontic activity (UOA)	0
Baseline contract value	£266,362.34

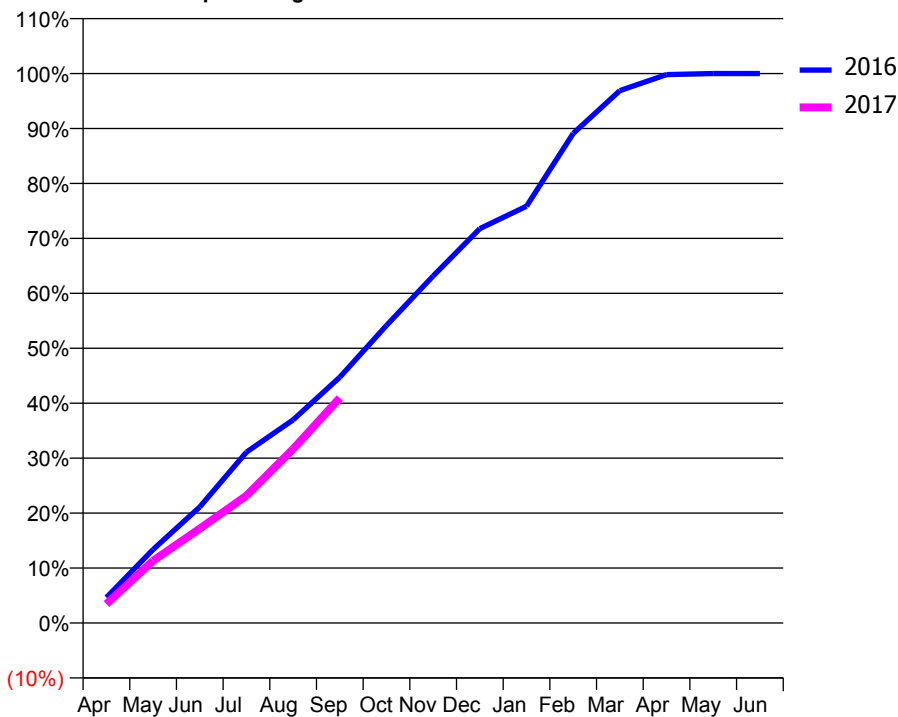
ACCESS*

Patients seen in 24 months	Total	Change since previous quarter
Quarter ending September 2015	4,744	
Quarter ending December 2015	4,759	→
Quarter ending March 2016	4,769	→
Quarter ending June 2016	4,803	→
Quarter ending September 2016	4,790	→
Variance since September 2015	1.0%	→



ACTIVITY

Cumulative percentage of contracted UDA delivered 2016 & 2017



Adjusted Scheduled Activity (UDA)

Month	2016	2017
April	465	346
May	1,341	1,135
June	2,116	1,722
July	3,116	2,321
August	3,706	3,173
September	4,483	4,105
October	5,427	
November	6,330	
December	7,193	
January	7,601	
February	8,930	
March	9,711	
April	10,001	
May	10,021	
June	10,021	

QUALITY

	Quantity	Base Number	Contract	AT	Region	England
% of FP17s for the same patient ID Re-attending within 3 months - Children	52	1,149	4.5%	10.2%	11.8%	12.4%
% of FP17s for the same patient ID Re-attending within 3 months - Adults	194	1,852	10.5%	15.2%	16.6%	16.7%
% of FP17s for the same patient ID Re-attending between 3 & 9 months - Children	721	1,149	62.8%	61.4%	60.2%	57.4%
% of FP17s for the same patient ID Re-attending between 3 & 9 months - Adults	905	1,852	48.9%	53.1%	52.0%	50.5%
% of FP17s for Band 1 Urgent Courses	85	2,413	3.5%	8.1%	9.4%	9.1%
% of FP17s Relating to Free Repair or Replacements	9	2,413	0.4%	0.9%	0.7%	0.8%
% of FP17s Relating to Continuations	13	2,413	0.5%	1.5%	1.2%	1.3%
% of Patients satisfied with the dentistry they have received	0	1	N/A	94.9%	93.6%	93.2%
% of Patients satisfied with the time they had to wait for an appointment	1	1	N/A	89.8%	89.1%	89.0%

* This is based on patients treated on this contract for their most recent course of treatment. Figures in italics indicate the base number of FP17s or Patient Questionnaire responses are less than 100. N/A is shown where the base number of responses is less than 10 during the period. % is calculated as Quantity/Base number*100

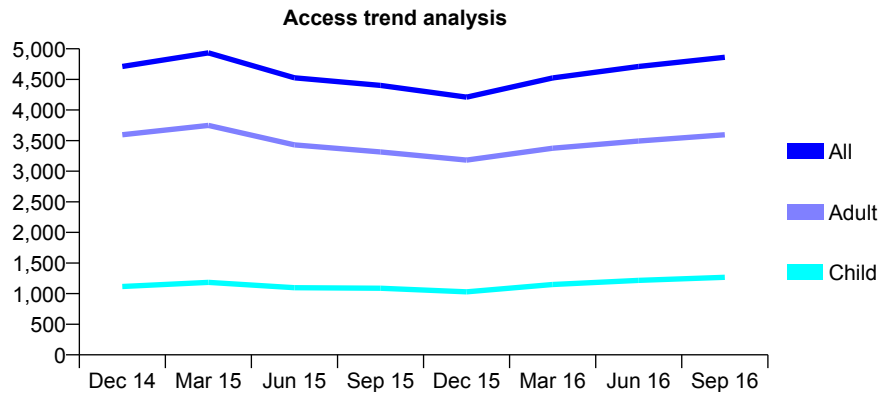
Q65 - Vital Signs At a Glance Contract Report for 858471/0001 - September 2016

Name or company name	MR TS WESTCOTT
Contract type name	GDS Contract
Purpose of contract	General
Contract start date	01/04/2007
Contract end date	

16/17 Contracted general activity (UDA)	10,704
Carry forward general activity (UDA)	359
16/17 Contracted orthodontic activity (UOA)	0
Carry forward orthodontic activity (UOA)	0
Baseline contract value	£240,309.13

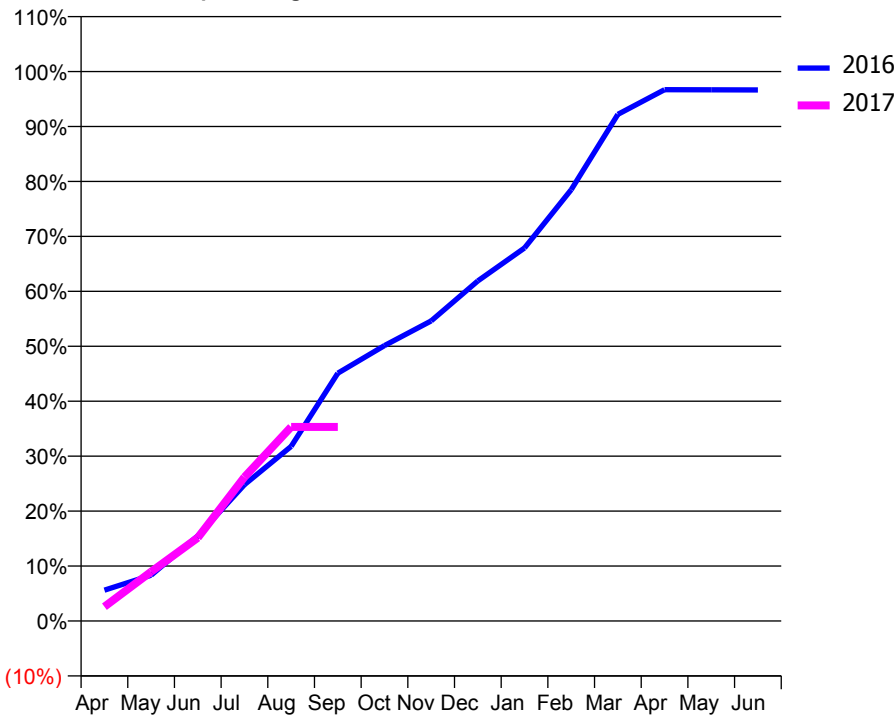
ACCESS*

Patients seen in 24 months	Total	Change since previous quarter
Quarter ending September 2015	4,403	
Quarter ending December 2015	4,211	↓
Quarter ending March 2016	4,524	↑
Quarter ending June 2016	4,711	↑
Quarter ending September 2016	4,861	↑
Variance since September 2015	10.4%	↑



ACTIVITY

Cumulative percentage of contracted UDA delivered 2016 & 2017



Month	Adjusted Scheduled Activity (UDA)	
	2016	2017
April	602	279
May	892	961
June	1,659	1,621
July	2,655	2,804
August	3,402	3,781
September	4,827	3,781
October	5,365	
November	5,846	
December	6,624	
January	7,268	
February	8,403	
March	9,871	
April	10,351	
May	10,346	
June	10,345	

QUALITY

	Quantity	Base Number	Contract	AT	Region	England
% of FP17s for the same patient ID Re-attending within 3 months - Children	52	815	6.4%	10.2%	11.8%	12.4%
% of FP17s for the same patient ID Re-attending within 3 months - Adults	228	2,102	10.8%	15.2%	16.6%	16.7%
% of FP17s for the same patient ID Re-attending between 3 & 9 months - Children	427	815	52.4%	61.4%	60.2%	57.4%
% of FP17s for the same patient ID Re-attending between 3 & 9 months - Adults	843	2,102	40.1%	53.1%	52.0%	50.5%
% of FP17s for Band 1 Urgent Courses	159	2,306	6.9%	8.1%	9.4%	9.1%
% of FP17s Relating to Free Repair or Replacements	11	2,306	0.5%	0.9%	0.7%	0.8%
% of FP17s Relating to Continuations	17	2,306	0.7%	1.5%	1.2%	1.3%
% of Patients satisfied with the dentistry they have received	7	8	N/A	94.9%	93.6%	93.2%
% of Patients satisfied with the time they had to wait for an appointment	7	8	N/A	89.8%	89.1%	89.0%

* This is based on patients treated on this contract for their most recent course of treatment. Figures in italics indicate the base number of FP17s or Patient Questionnaire responses are less than 100. N/A is shown where the base number of responses is less than 10 during the period. % is calculated as Quantity/Base number*100

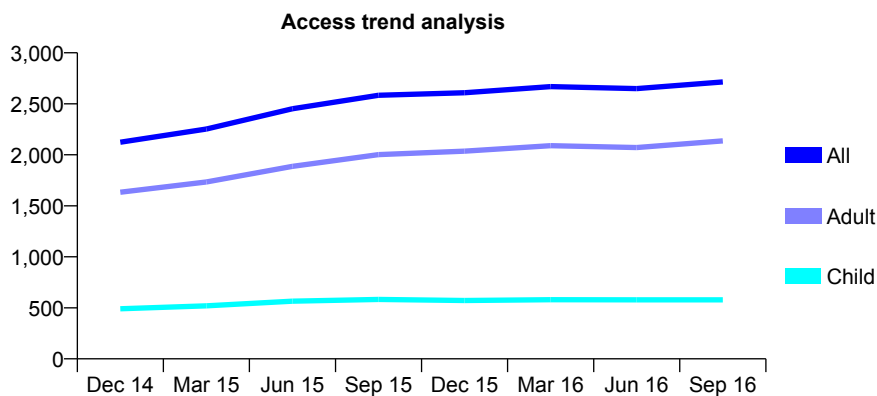
Q65 - Vital Signs At a Glance Contract Report for 873519/0001 - September 2016

Name or company name	MR KB NAIK
Contract type name	GDS Contract
Purpose of contract	General
Contract start date	01/03/2014
Contract end date	

16/17 Contracted general activity (UDA)	7,192
Carry forward general activity (UDA)	137
16/17 Contracted orthodontic activity (UOA)	0
Carry forward orthodontic activity (UOA)	0
Baseline contract value	£180,556.11

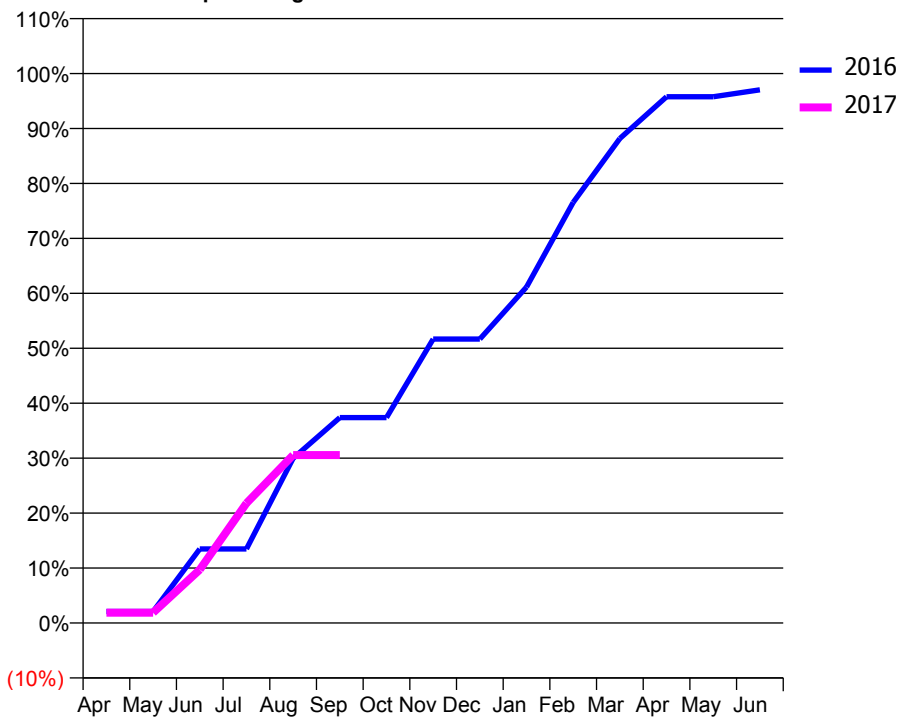
ACCESS*

Patients seen in 24 months	Total	Change since previous quarter
Quarter ending September 2015	2,584	
Quarter ending December 2015	2,608	→
Quarter ending March 2016	2,669	↑
Quarter ending June 2016	2,649	→
Quarter ending September 2016	2,715	↑
Variance since September 2015	5.1%	↑



ACTIVITY

Cumulative percentage of contracted UDA delivered 2016 & 2017



Month	Adjusted Scheduled Activity (UDA)	
	2016	2017
April	151	136
May	151	136
June	970	699
July	970	1,569
August	2,157	2,198
September	2,689	2,198
October	2,689	
November	3,716	
December	3,716	
January	4,397	
February	5,506	
March	6,342	
April	6,888	
May	6,888	
June	6,979	

QUALITY

	Quantity	Base Number	Contract	AT	Region	England
% of FP17s for the same patient ID Re-attending within 3 months - Children	19	335	5.7%	10.2%	11.8%	12.4%
% of FP17s for the same patient ID Re-attending within 3 months - Adults	87	1,107	7.9%	15.2%	16.6%	16.7%
% of FP17s for the same patient ID Re-attending between 3 & 9 months - Children	195	335	58.2%	61.4%	60.2%	57.4%
% of FP17s for the same patient ID Re-attending between 3 & 9 months - Adults	598	1,107	54.0%	53.1%	52.0%	50.5%
% of FP17s for Band 1 Urgent Courses	36	1,169	3.1%	8.1%	9.4%	9.1%
% of FP17s Relating to Free Repair or Replacements	0	1,169	0.0%	0.9%	0.7%	0.8%
% of FP17s Relating to Continuations	31	1,169	2.7%	1.5%	1.2%	1.3%
% of Patients satisfied with the dentistry they have received	2	2	N/A	94.9%	93.6%	93.2%
% of Patients satisfied with the time they had to wait for an appointment	2	2	N/A	89.8%	89.1%	89.0%

* This is based on patients treated on this contract for their most recent course of treatment. Figures in italics indicate the base number of FP17s or Patient Questionnaire responses are less than 100. N/A is shown where the base number of responses is less than 10 during the period. % is calculated as Quantity/Base number*100

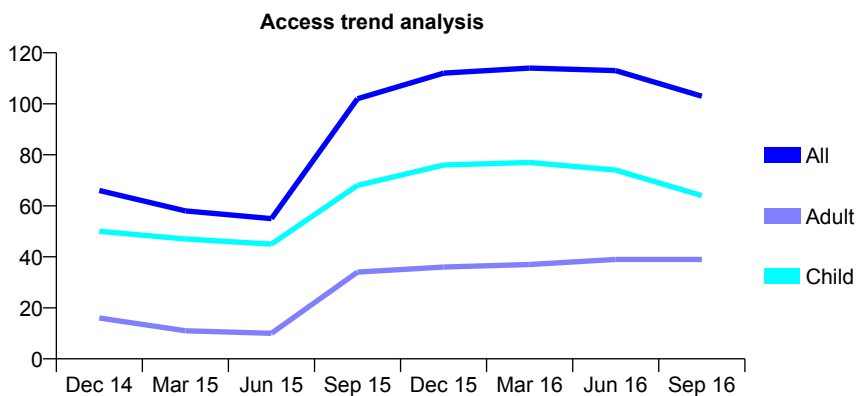
Q65 - Vital Signs At a Glance Contract Report for 886947/0001 - September 2016

Name or company name	MR BR DAVIES
Contract type name	GDS Contract
Purpose of contract	General
Contract start date	01/04/2006
Contract end date	

16/17 Contracted general activity (UDA)	163
Carry forward general activity (UDA)	-3
16/17 Contracted orthodontic activity (UOA)	0
Carry forward orthodontic activity (UOA)	0
Baseline contract value	£4,033.97

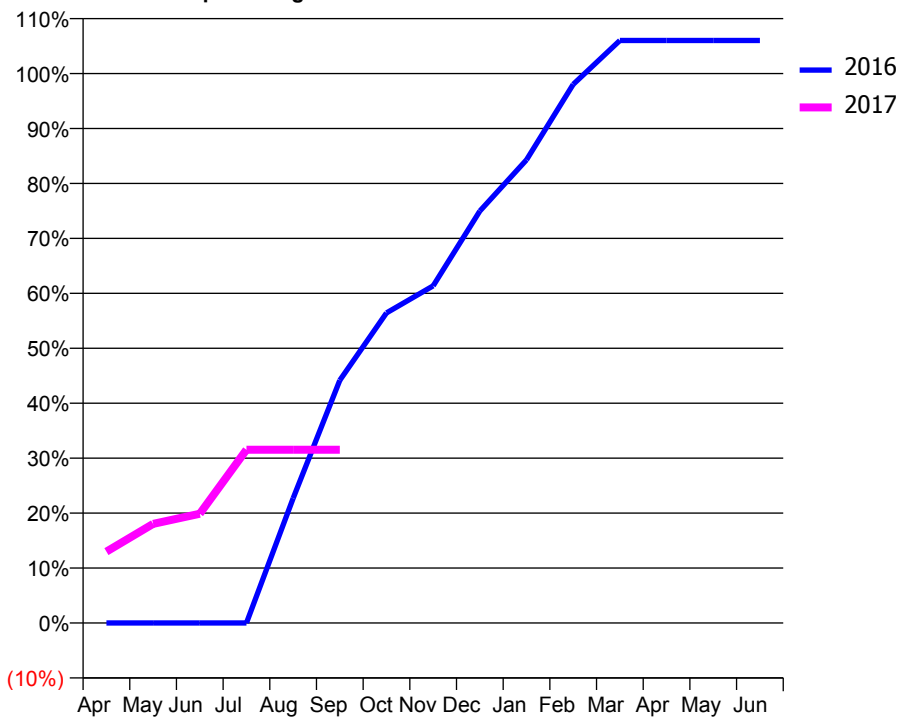
ACCESS*

Patients seen in 24 months	Total	Change since previous quarter
Quarter ending September 2015	102	
Quarter ending December 2015	112	↑
Quarter ending March 2016	114	→
Quarter ending June 2016	113	→
Quarter ending September 2016	103	↓
Variance since September 2015	1.0%	→



ACTIVITY

Cumulative percentage of contracted UDA delivered 2016 & 2017



Adjusted Scheduled Activity (UDA)

Month	2016	2017
April	0	21
May	0	29
June	0	32
July	0	51
August	37	51
September	72	51
October	92	
November	100	
December	122	
January	137	
February	160	
March	173	
April	173	
May	173	
June	173	

QUALITY

	Quantity	Base Number	Contract	AT	Region	England
% of FP17s for the same patient ID Re-attending within 3 months - Children	3	25	12.0%	10.2%	11.8%	12.4%
% of FP17s for the same patient ID Re-attending within 3 months - Adults	1	15	6.7%	15.2%	16.6%	16.7%
% of FP17s for the same patient ID Re-attending between 3 & 9 months - Children	14	25	56.0%	61.4%	60.2%	57.4%
% of FP17s for the same patient ID Re-attending between 3 & 9 months - Adults	11	15	73.3%	53.1%	52.0%	50.5%
% of FP17s for Band 1 Urgent Courses	2	40	5.0%	8.1%	9.4%	9.1%
% of FP17s Relating to Free Repair or Replacements	0	40	0.0%	0.9%	0.7%	0.8%
% of FP17s Relating to Continuations	0	40	0.0%	1.5%	1.2%	1.3%
% of Patients satisfied with the dentistry they have received	0	0	N/A	94.9%	93.6%	93.2%
% of Patients satisfied with the time they had to wait for an appointment	0	0	N/A	89.8%	89.1%	89.0%

* This is based on patients treated on this contract for their most recent course of treatment. Figures in italics indicate the base number of FP17s or Patient Questionnaire responses are less than 100. N/A is shown where the base number of responses is less than 10 during the period. % is calculated as Quantity/Base number*100

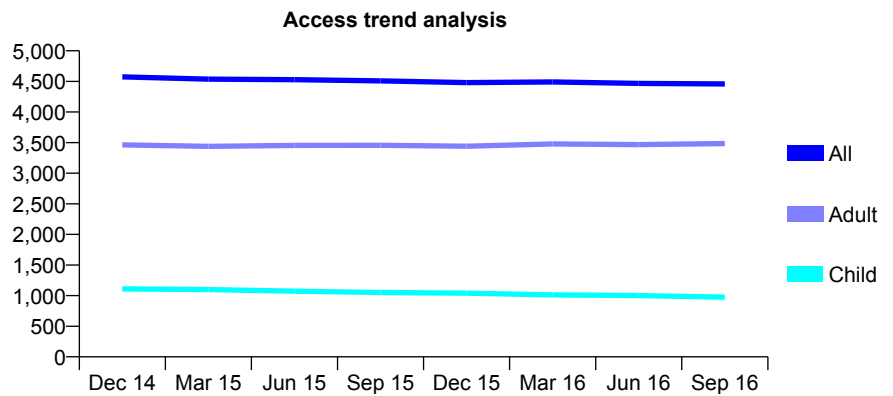
Q65 - Vital Signs At a Glance Contract Report for 904953/0001 - September 2016

Name or company name	MR GJ SHOVLIN
Contract type name	GDS Contract
Purpose of contract	General
Contract start date	01/04/2006
Contract end date	

16/17 Contracted general activity (UDA)	14,500
Carry forward general activity (UDA)	0
16/17 Contracted orthodontic activity (UOA)	0
Carry forward orthodontic activity (UOA)	0
Baseline contract value	£307,708.05

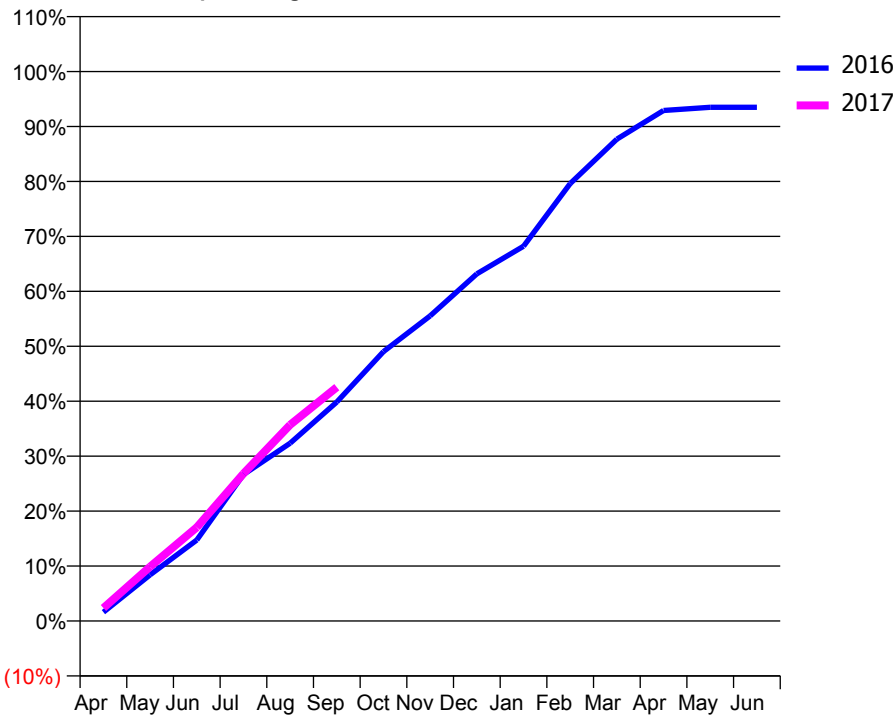
ACCESS*

Patients seen in 24 months	Total	Change since previous quarter
Quarter ending September 2015	4,509	
Quarter ending December 2015	4,481	→
Quarter ending March 2016	4,492	→
Quarter ending June 2016	4,468	→
Quarter ending September 2016	4,459	→
Variance since September 2015	(1.1%)	↓



ACTIVITY

Cumulative percentage of contracted UDA delivered 2016 & 2017



Month	Adjusted Scheduled Activity (UDA)	
	2016	2017
April	245	344
May	1,277	1,433
June	2,240	2,472
July	4,051	3,891
August	4,919	5,179
September	6,057	6,172
October	7,453	
November	8,442	
December	9,603	
January	10,366	
February	12,102	
March	13,329	
April	14,122	
May	14,210	
June	14,210	

QUALITY

	Quantity	Base Number	Contract	AT	Region	England
% of FP17s for the same patient ID Re-attending within 3 months - Children	83	882	9.4%	10.2%	11.8%	12.4%
% of FP17s for the same patient ID Re-attending within 3 months - Adults	559	3,032	18.4%	15.2%	16.6%	16.7%
% of FP17s for the same patient ID Re-attending between 3 & 9 months - Children	619	882	70.2%	61.4%	60.2%	57.4%
% of FP17s for the same patient ID Re-attending between 3 & 9 months - Adults	1,963	3,032	64.7%	53.1%	52.0%	50.5%
% of FP17s for Band 1 Urgent Courses	253	3,523	7.2%	8.1%	9.4%	9.1%
% of FP17s Relating to Free Repair or Replacements	23	3,523	0.7%	0.9%	0.7%	0.8%
% of FP17s Relating to Continuations	123	3,523	3.5%	1.5%	1.2%	1.3%
% of Patients satisfied with the dentistry they have received	10	10	100.0%	94.9%	93.6%	93.2%
% of Patients satisfied with the time they had to wait for an appointment	10	10	100.0%	89.8%	89.1%	89.0%

* This is based on patients treated on this contract for their most recent course of treatment. Figures in italics indicate the base number of FP17s or Patient Questionnaire responses are less than 100. N/A is shown where the base number of responses is less than 10 during the period. % is calculated as Quantity/Base number*100

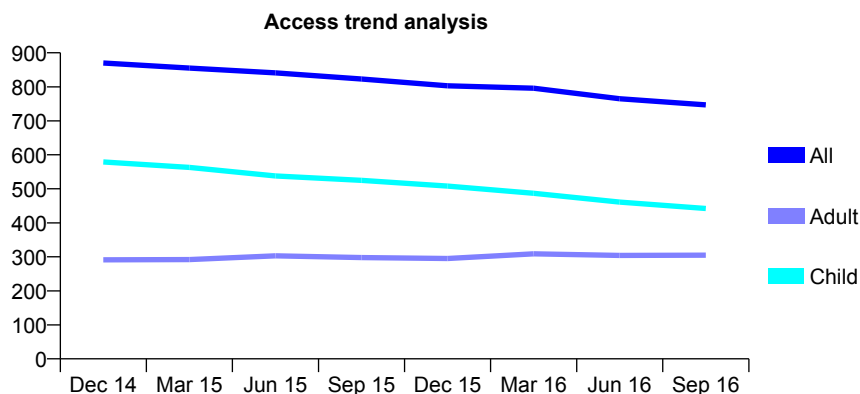
Q65 - Vital Signs At a Glance Contract Report for 907391/0001 - September 2016

Name or company name	MR JP MURPHY
Contract type name	GDS Contract
Purpose of contract	General
Contract start date	01/04/2006
Contract end date	

16/17 Contracted general activity (UDA)	1,750
Carry forward general activity (UDA)	0
16/17 Contracted orthodontic activity (UOA)	0
Carry forward orthodontic activity (UOA)	0
Baseline contract value	£35,825.57

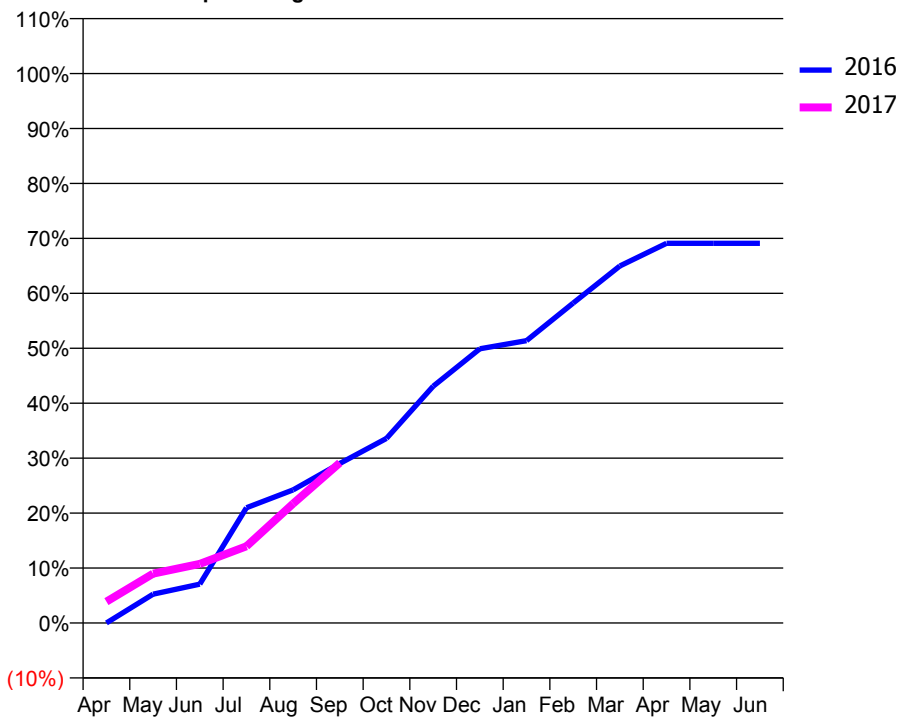
ACCESS*

Patients seen in 24 months	Total	Change since previous quarter
Quarter ending September 2015	823	
Quarter ending December 2015	803	↓
Quarter ending March 2016	796	→
Quarter ending June 2016	765	↓
Quarter ending September 2016	747	↓
Variance since September 2015	(9.2%)	↓



ACTIVITY

Cumulative percentage of contracted UDA delivered 2016 & 2017



Adjusted Scheduled Activity (UDA)

Month	2016	2017
April	0	68
May	92	157
June	124	188
July	367	244
August	424	380
September	508	510
October	588	
November	754	
December	873	
January	899	
February	1,019	
March	1,137	
April	1,209	
May	1,209	
June	1,209	

QUALITY

	Quantity	Base Number	Contract	AT	Region	England
% of FP17s for the same patient ID Re-attending within 3 months - Children	10	274	3.6%	10.2%	11.8%	12.4%
% of FP17s for the same patient ID Re-attending within 3 months - Adults	10	144	6.9%	15.2%	16.6%	16.7%
% of FP17s for the same patient ID Re-attending between 3 & 9 months - Children	158	274	57.7%	61.4%	60.2%	57.4%
% of FP17s for the same patient ID Re-attending between 3 & 9 months - Adults	73	144	50.7%	53.1%	52.0%	50.5%
% of FP17s for Band 1 Urgent Courses	1	365	0.3%	8.1%	9.4%	9.1%
% of FP17s Relating to Free Repair or Replacements	0	365	0.0%	0.9%	0.7%	0.8%
% of FP17s Relating to Continuations	0	365	0.0%	1.5%	1.2%	1.3%
% of Patients satisfied with the dentistry they have received	1	1	N/A	94.9%	93.6%	93.2%
% of Patients satisfied with the time they had to wait for an appointment	1	1	N/A	89.8%	89.1%	89.0%

* This is based on patients treated on this contract for their most recent course of treatment. Figures in italics indicate the base number of FP17s or Patient Questionnaire responses are less than 100. N/A is shown where the base number of responses is less than 10 during the period. % is calculated as Quantity/Base number*100

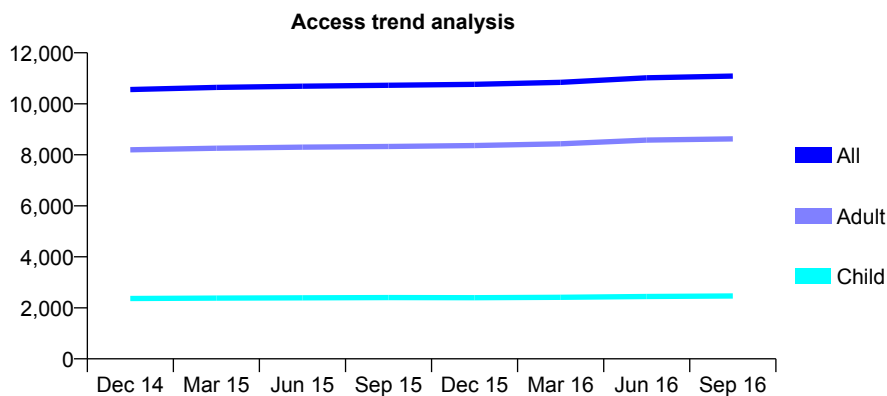
Q65 - Vital Signs At a Glance Contract Report for 913782/0001 - September 2016

Name or company name	MR PJ DRUGAN
Contract type name	GDS Contract
Purpose of contract	General and Orthodontic
Contract start date	01/04/2006
Contract end date	

16/17 Contracted general activity (UDA)	31,020
Carry forward general activity (UDA)	0
16/17 Contracted orthodontic activity (UOA)	1,138
Carry forward orthodontic activity (UOA)	0
Baseline contract value	£743,219.46

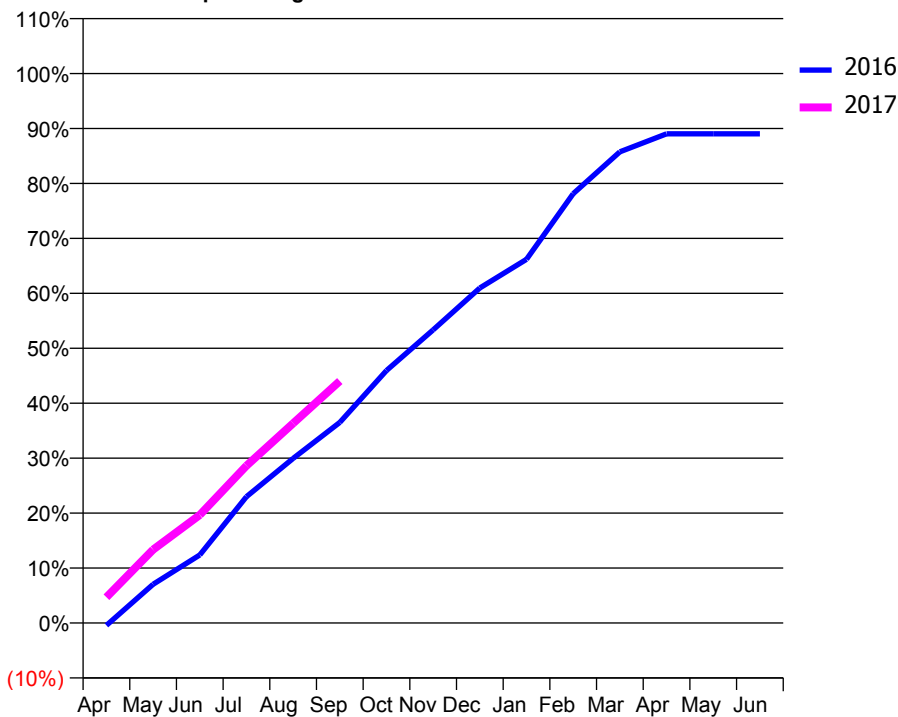
ACCESS*

Patients seen in 24 months	Total	Change since previous quarter
Quarter ending September 2015	10,729	
Quarter ending December 2015	10,764	→
Quarter ending March 2016	10,843	→
Quarter ending June 2016	11,018	→
Quarter ending September 2016	11,090	→
Variance since September 2015	3.4%	↑



ACTIVITY

Cumulative percentage of contracted UDA delivered 2016 & 2017



Month	Adjusted Scheduled Activity (UDA)	
	2016	2017
April	-138	1,455
May	2,188	4,143
June	3,843	6,099
July	7,134	8,882
August	9,294	11,273
September	11,328	13,660
October	14,254	
November	16,553	
December	18,911	
January	20,532	
February	24,232	
March	26,597	
April	27,615	
May	27,615	
June	27,618	

QUALITY

	Quantity	Base Number	Contract	AT	Region	England
% of FP17s for the same patient ID Re-attending within 3 months - Children	274	2,212	12.4%	10.2%	11.8%	12.4%
% of FP17s for the same patient ID Re-attending within 3 months - Adults	1,069	7,185	14.9%	15.2%	16.6%	16.7%
% of FP17s for the same patient ID Re-attending between 3 & 9 months - Children	1,492	2,212	67.5%	61.4%	60.2%	57.4%
% of FP17s for the same patient ID Re-attending between 3 & 9 months - Adults	4,574	7,185	63.7%	53.1%	52.0%	50.5%
% of FP17s for Band 1 Urgent Courses	561	7,958	7.0%	8.1%	9.4%	9.1%
% of FP17s Relating to Free Repair or Replacements	52	7,958	0.7%	0.9%	0.7%	0.8%
% of FP17s Relating to Continuations	145	7,958	1.8%	1.5%	1.2%	1.3%
% of Patients satisfied with the dentistry they have received	21	23	91.3%	94.9%	93.6%	93.2%
% of Patients satisfied with the time they had to wait for an appointment	21	23	91.3%	89.8%	89.1%	89.0%

* This is based on patients treated on this contract for their most recent course of treatment. Figures in italics indicate the base number of FP17s or Patient Questionnaire responses are less than 100. N/A is shown where the base number of responses is less than 10 during the period. % is calculated as Quantity/Base number*100

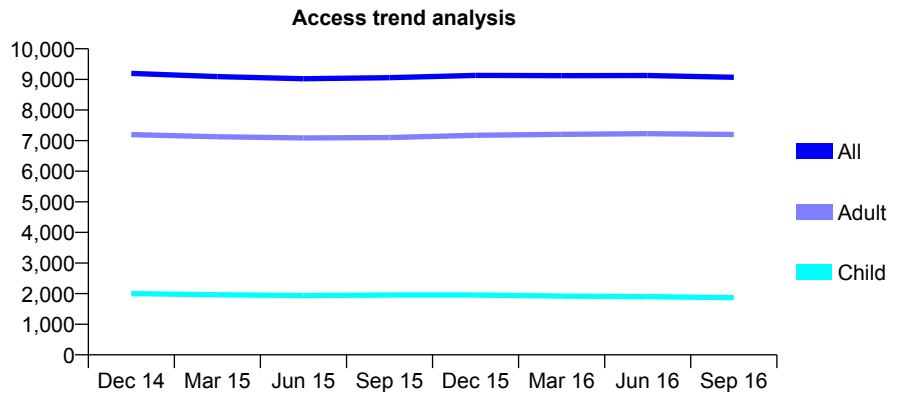
Q65 - Vital Signs At a Glance Contract Report for 913782/0002 - September 2016

Name or company name	MR PJ DRUGAN
Contract type name	GDS Contract
Purpose of contract	General
Contract start date	01/04/2006
Contract end date	

16/17 Contracted general activity (UDA)	27,879
Carry forward general activity (UDA)	1,115
16/17 Contracted orthodontic activity (UOA)	0
Carry forward orthodontic activity (UOA)	0
Baseline contract value	£683,689.97

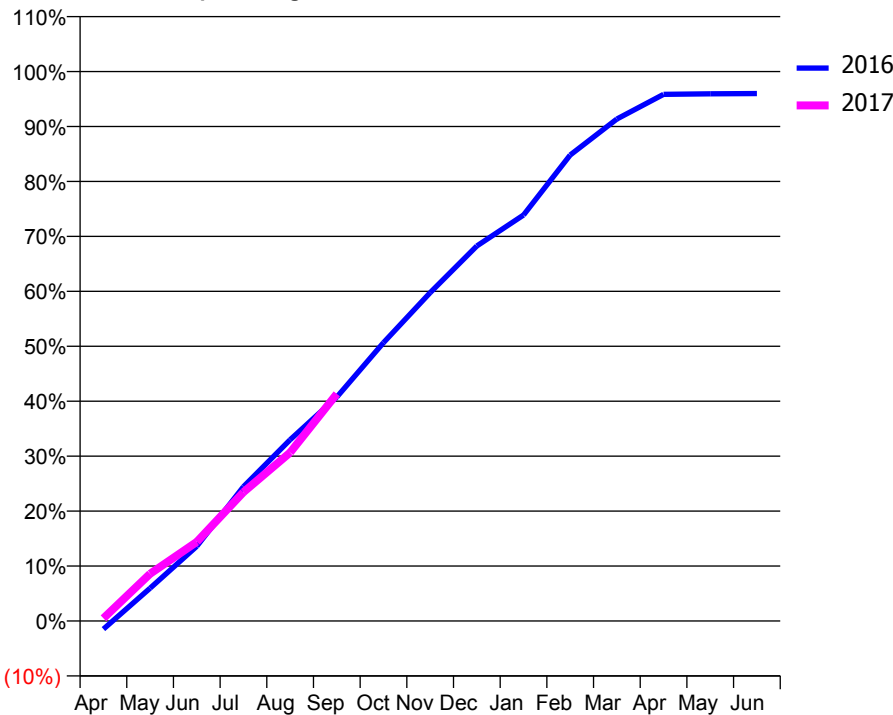
ACCESS*

Patients seen in 24 months	Total	Change since previous quarter
Quarter ending September 2015	9,055	
Quarter ending December 2015	9,129	→
Quarter ending March 2016	9,122	→
Quarter ending June 2016	9,128	→
Quarter ending September 2016	9,068	→
Variance since September 2015	0.1%	→



ACTIVITY

Cumulative percentage of contracted UDA delivered 2016 & 2017



Month	Adjusted Scheduled Activity (UDA)	
	2016	2017
April	-417	136
May	1,671	2,398
June	3,794	4,012
July	6,814	6,542
August	9,195	8,546
September	11,359	11,528
October	14,120	
November	16,662	
December	19,027	
January	20,595	
February	23,639	
March	25,468	
April	26,717	
May	26,749	
June	26,764	

QUALITY

	Quantity	Base Number	Contract	AT	Region	England
% of FP17s for the same patient ID Re-attending within 3 months - Children	173	1,720	10.1%	10.2%	11.8%	12.4%
% of FP17s for the same patient ID Re-attending within 3 months - Adults	922	5,776	16.0%	15.2%	16.6%	16.7%
% of FP17s for the same patient ID Re-attending between 3 & 9 months - Children	1,106	1,720	64.3%	61.4%	60.2%	57.4%
% of FP17s for the same patient ID Re-attending between 3 & 9 months - Adults	3,380	5,776	58.5%	53.1%	52.0%	50.5%
% of FP17s for Band 1 Urgent Courses	380	6,750	5.6%	8.1%	9.4%	9.1%
% of FP17s Relating to Free Repair or Replacements	79	6,750	1.2%	0.9%	0.7%	0.8%
% of FP17s Relating to Continuations	115	6,750	1.7%	1.5%	1.2%	1.3%
% of Patients satisfied with the dentistry they have received	16	16	100.0%	94.9%	93.6%	93.2%
% of Patients satisfied with the time they had to wait for an appointment	16	16	100.0%	89.8%	89.1%	89.0%

* This is based on patients treated on this contract for their most recent course of treatment. Figures in italics indicate the base number of FP17s or Patient Questionnaire responses are less than 100. N/A is shown where the base number of responses is less than 10 during the period. % is calculated as Quantity/Base number*100

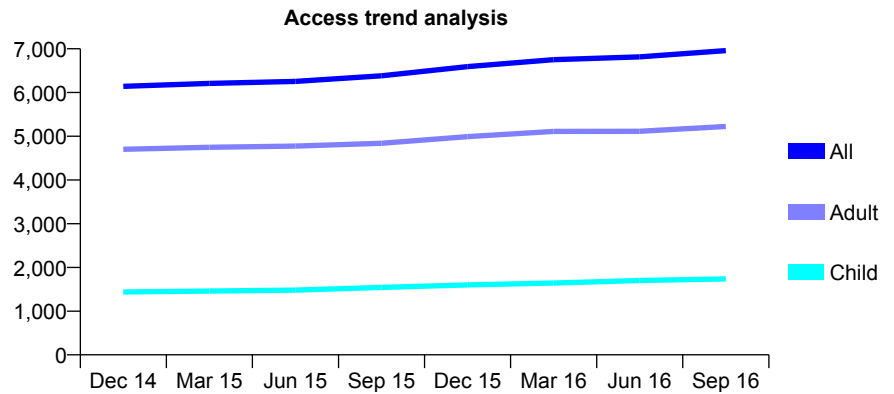
Q65 - Vital Signs At a Glance Contract Report for 929603/0001 - September 2016

Name or company name	MR F TOMAS ALLAHVERDIN
Contract type name	GDS Contract
Purpose of contract	General
Contract start date	01/04/2006
Contract end date	

16/17 Contracted general activity (UDA)	16,989
Carry forward general activity (UDA)	-192
16/17 Contracted orthodontic activity (UOA)	0
Carry forward orthodontic activity (UOA)	0
Baseline contract value	£441,081.40

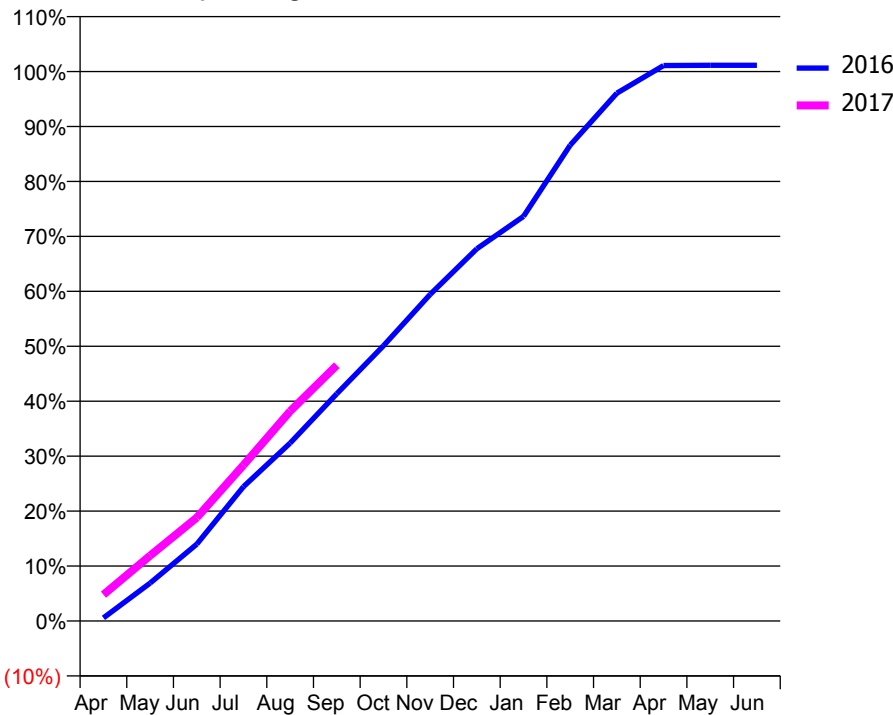
ACCESS*

Patients seen in 24 months	Total	Change since previous quarter
Quarter ending September 2015	6,381	
Quarter ending December 2015	6,592	↑
Quarter ending March 2016	6,752	↑
Quarter ending June 2016	6,814	→
Quarter ending September 2016	6,960	↑
Variance since September 2015	9.1%	↑



ACTIVITY

Cumulative percentage of contracted UDA delivered 2016 & 2017



Month	Adjusted Scheduled Activity (UDA)	
	2016	2017
April	96	814
May	1,171	2,024
June	2,375	3,196
July	4,155	4,820
August	5,503	6,486
September	7,029	7,909
October	8,511	
November	10,099	
December	11,508	
January	12,511	
February	14,713	
March	16,320	
April	17,175	
May	17,180	
June	17,181	

QUALITY

	Quantity	Base Number	Contract	AT	Region	England
% of FP17s for the same patient ID Re-attending within 3 months - Children	79	1,328	5.9%	10.2%	11.8%	12.4%
% of FP17s for the same patient ID Re-attending within 3 months - Adults	305	3,299	9.2%	15.2%	16.6%	16.7%
% of FP17s for the same patient ID Re-attending between 3 & 9 months - Children	862	1,328	64.9%	61.4%	60.2%	57.4%
% of FP17s for the same patient ID Re-attending between 3 & 9 months - Adults	1,936	3,299	58.7%	53.1%	52.0%	50.5%
% of FP17s for Band 1 Urgent Courses	195	4,232	4.6%	8.1%	9.4%	9.1%
% of FP17s Relating to Free Repair or Replacements	11	4,232	0.3%	0.9%	0.7%	0.8%
% of FP17s Relating to Continuations	33	4,232	0.8%	1.5%	1.2%	1.3%
% of Patients satisfied with the dentistry they have received	5	5	N/A	94.9%	93.6%	93.2%
% of Patients satisfied with the time they had to wait for an appointment	5	5	N/A	89.8%	89.1%	89.0%

* This is based on patients treated on this contract for their most recent course of treatment. Figures in italics indicate the base number of FP17s or Patient Questionnaire responses are less than 100. N/A is shown where the base number of responses is less than 10 during the period. % is calculated as Quantity/Base number*100

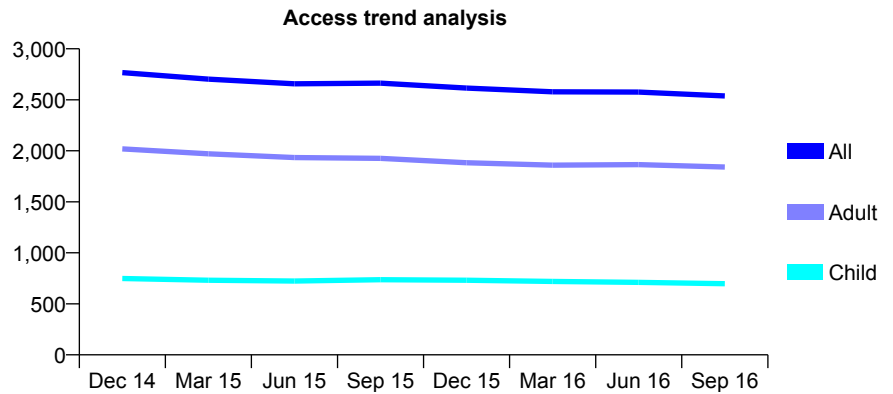
Q65 - Vital Signs At a Glance Contract Report for 941433/0001 - September 2016

Name or company name	MRS M MORADIAN
Contract type name	GDS Contract
Purpose of contract	General
Contract start date	01/04/2006
Contract end date	

16/17 Contracted general activity (UDA)	11,500
Carry forward general activity (UDA)	0
16/17 Contracted orthodontic activity (UOA)	0
Carry forward orthodontic activity (UOA)	0
Baseline contract value	£272,331.59

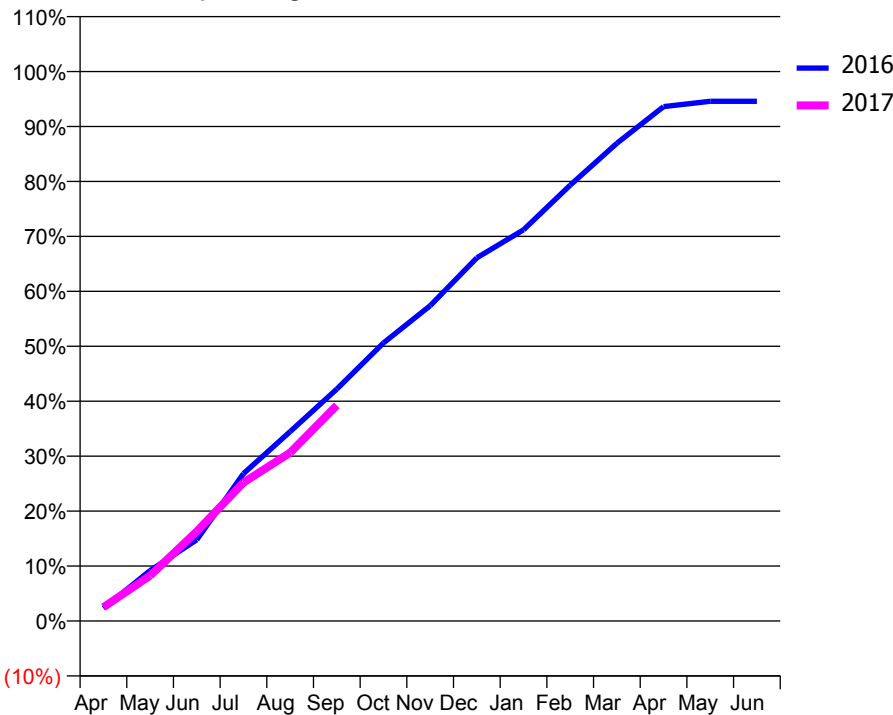
ACCESS*

Patients seen in 24 months	Total	Change since previous quarter
Quarter ending September 2015	2,663	
Quarter ending December 2015	2,615	↓
Quarter ending March 2016	2,579	↓
Quarter ending June 2016	2,576	→
Quarter ending September 2016	2,538	↓
Variance since September 2015	(4.7%)	↓



ACTIVITY

Cumulative percentage of contracted UDA delivered 2016 & 2017



Month	Adjusted Scheduled Activity (UDA)	
	2016	2017
April	256	289
May	1,011	951
June	1,628	1,875
July	2,952	2,899
August	3,792	3,523
September	4,643	4,513
October	5,567	
November	6,311	
December	7,271	
January	7,832	
February	8,725	
March	9,563	
April	10,298	
May	10,405	
June	10,405	

QUALITY

	Quantity	Base Number	Contract	AT	Region	England
% of FP17s for the same patient ID Re-attending within 3 months - Children	72	526	13.7%	10.2%	11.8%	12.4%
% of FP17s for the same patient ID Re-attending within 3 months - Adults	303	1,462	20.7%	15.2%	16.6%	16.7%
% of FP17s for the same patient ID Re-attending between 3 & 9 months - Children	297	526	56.5%	61.4%	60.2%	57.4%
% of FP17s for the same patient ID Re-attending between 3 & 9 months - Adults	726	1,462	49.7%	53.1%	52.0%	50.5%
% of FP17s for Band 1 Urgent Courses	287	1,709	16.8%	8.1%	9.4%	9.1%
% of FP17s Relating to Free Repair or Replacements	13	1,709	0.8%	0.9%	0.7%	0.8%
% of FP17s Relating to Continuations	18	1,709	1.1%	1.5%	1.2%	1.3%
% of Patients satisfied with the dentistry they have received	4	5	N/A	94.9%	93.6%	93.2%
% of Patients satisfied with the time they had to wait for an appointment	4	5	N/A	89.8%	89.1%	89.0%

* This is based on patients treated on this contract for their most recent course of treatment. Figures in italics indicate the base number of FP17s or Patient Questionnaire responses are less than 100. N/A is shown where the base number of responses is less than 10 during the period. % is calculated as Quantity/Base number*100

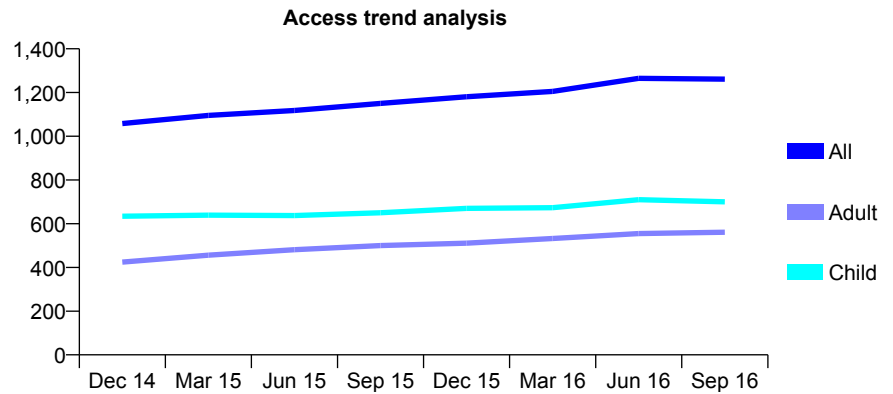
Q65 - Vital Signs At a Glance Contract Report for 962201/0001 - September 2016

Name or company name	MR JC LYLE
Contract type name	GDS Contract
Purpose of contract	General
Contract start date	09/03/2011
Contract end date	

16/17 Contracted general activity (UDA)	2,930
Carry forward general activity (UDA)	-59
16/17 Contracted orthodontic activity (UOA)	0
Carry forward orthodontic activity (UOA)	0
Baseline contract value	£64,182.86

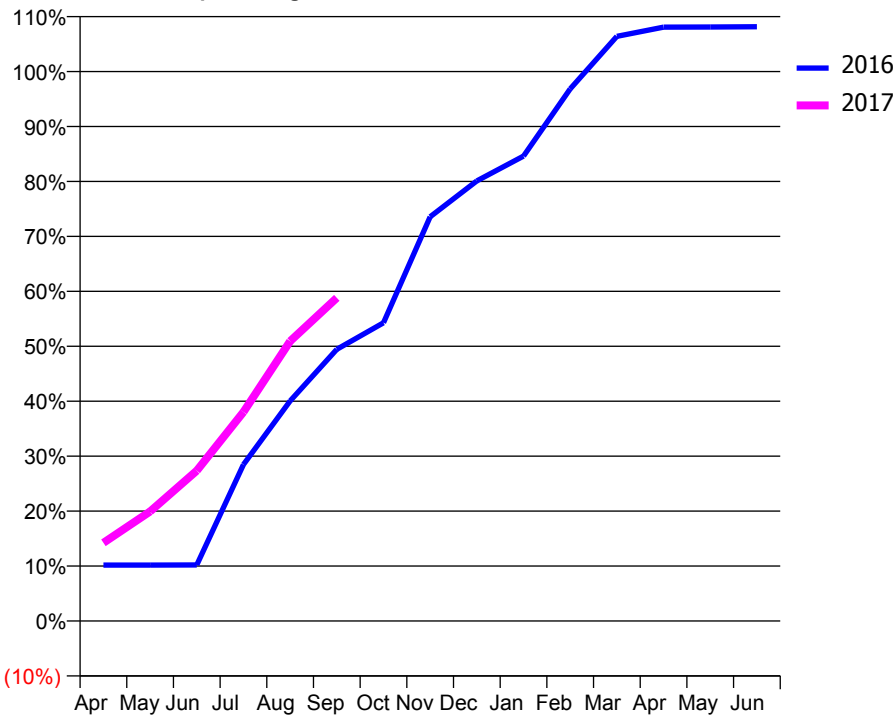
ACCESS*

Patients seen in 24 months	Total	Change since previous quarter
Quarter ending September 2015	1,150	
Quarter ending December 2015	1,181	↑
Quarter ending March 2016	1,205	↑
Quarter ending June 2016	1,265	↑
Quarter ending September 2016	1,261	→
Variance since September 2015	9.7%	↑



ACTIVITY

Cumulative percentage of contracted UDA delivered 2016 & 2017



Month	Adjusted Scheduled Activity (UDA)	
	2016	2017
April	298	417
May	298	584
June	299	801
July	834	1,114
August	1,174	1,492
September	1,448	1,723
October	1,590	
November	2,155	
December	2,347	
January	2,479	
February	2,838	
March	3,118	
April	3,166	
May	3,167	
June	3,168	

QUALITY

	Quantity	Base Number	Contract	AT	Region	England
% of FP17s for the same patient ID Re-attending within 3 months - Children	50	599	8.3%	10.2%	11.8%	12.4%
% of FP17s for the same patient ID Re-attending within 3 months - Adults	74	430	17.2%	15.2%	16.6%	16.7%
% of FP17s for the same patient ID Re-attending between 3 & 9 months - Children	406	599	67.8%	61.4%	60.2%	57.4%
% of FP17s for the same patient ID Re-attending between 3 & 9 months - Adults	260	430	60.5%	53.1%	52.0%	50.5%
% of FP17s for Band 1 Urgent Courses	52	1,003	5.2%	8.1%	9.4%	9.1%
% of FP17s Relating to Free Repair or Replacements	2	1,003	0.2%	0.9%	0.7%	0.8%
% of FP17s Relating to Continuations	10	1,003	1.0%	1.5%	1.2%	1.3%
% of Patients satisfied with the dentistry they have received	2	2	N/A	94.9%	93.6%	93.2%
% of Patients satisfied with the time they had to wait for an appointment	2	2	N/A	89.8%	89.1%	89.0%

* This is based on patients treated on this contract for their most recent course of treatment. Figures in italics indicate the base number of FP17s or Patient Questionnaire responses are less than 100. N/A is shown where the base number of responses is less than 10 during the period. % is calculated as Quantity/Base number*100

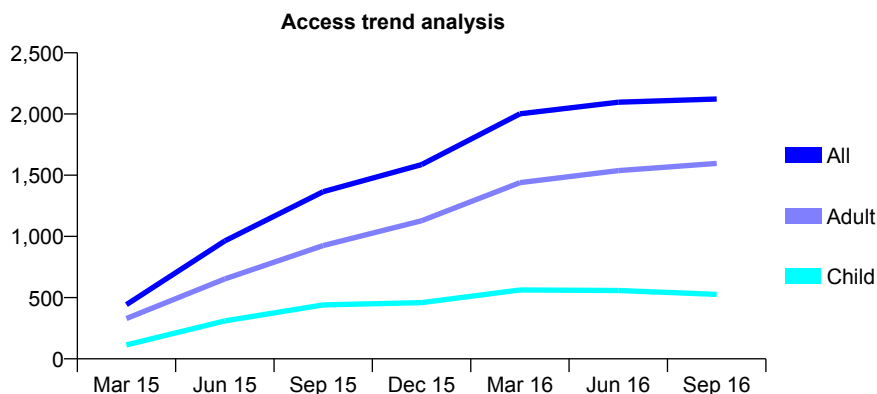
Q65 - Vital Signs At a Glance Contract Report for 995274/0001 - September 2016

Name or company name	MR PW CHAN
Contract type name	GDS Contract
Purpose of contract	General
Contract start date	01/02/2015
Contract end date	

16/17 Contracted general activity (UDA)	6,181
Carry forward general activity (UDA)	0
16/17 Contracted orthodontic activity (UOA)	0
Carry forward orthodontic activity (UOA)	0
Baseline contract value	£127,149.46

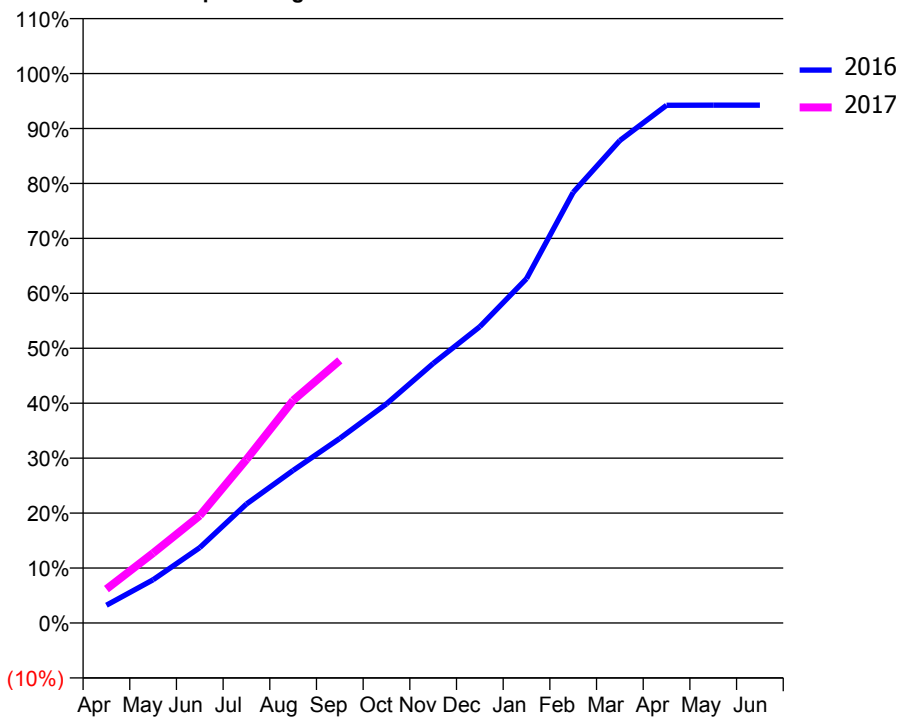
ACCESS*

Patients seen in 24 months	Total	Change since previous quarter
Quarter ending September 2015	1,366	
Quarter ending December 2015	1,587	↑
Quarter ending March 2016	2,002	↑
Quarter ending June 2016	2,096	↑
Quarter ending September 2016	2,123	→
Variance since September 2015	55.4%	↑



ACTIVITY

Cumulative percentage of contracted UDA delivered 2016 & 2017



Adjusted Scheduled Activity (UDA)

Month	2016	2017
April	200	381
May	487	786
June	848	1,208
July	1,338	1,840
August	1,716	2,504
September	2,077	2,954
October	2,466	
November	2,920	
December	3,334	
January	3,874	
February	4,844	
March	5,428	
April	5,823	
May	5,825	
June	5,825	

QUALITY

	Quantity	Base Number	Contract	AT	Region	England
% of FP17s for the same patient ID Re-attending within 3 months - Children	25	456	5.5%	10.2%	11.8%	12.4%
% of FP17s for the same patient ID Re-attending within 3 months - Adults	139	1,221	11.4%	15.2%	16.6%	16.7%
% of FP17s for the same patient ID Re-attending between 3 & 9 months - Children	255	456	55.9%	61.4%	60.2%	57.4%
% of FP17s for the same patient ID Re-attending between 3 & 9 months - Adults	656	1,221	53.7%	53.1%	52.0%	50.5%
% of FP17s for Band 1 Urgent Courses	85	1,468	5.8%	8.1%	9.4%	9.1%
% of FP17s Relating to Free Repair or Replacements	11	1,468	0.7%	0.9%	0.7%	0.8%
% of FP17s Relating to Continuations	21	1,468	1.4%	1.5%	1.2%	1.3%
% of Patients satisfied with the dentistry they have received	3	3	N/A	94.9%	93.6%	93.2%
% of Patients satisfied with the time they had to wait for an appointment	2	3	N/A	89.8%	89.1%	89.0%

* This is based on patients treated on this contract for their most recent course of treatment. Figures in italics indicate the base number of FP17s or Patient Questionnaire responses are less than 100. N/A is shown where the base number of responses is less than 10 during the period. % is calculated as Quantity/Base number*100

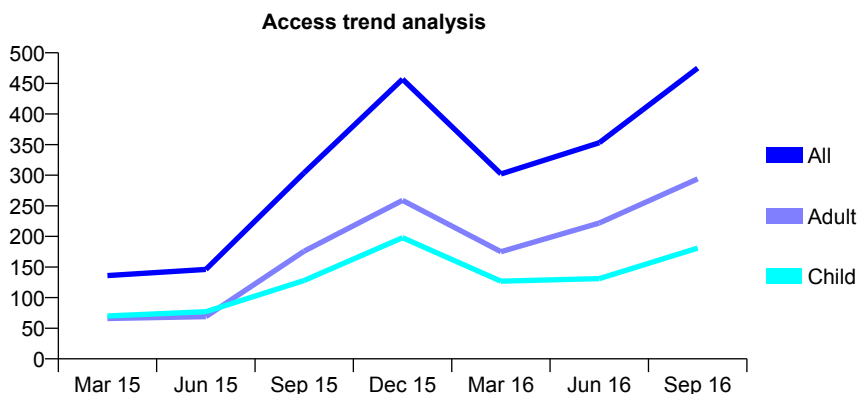
Q65 - Vital Signs At a Glance Contract Report for 995274/0002 - September 2016

Name or company name	MR PW CHAN
Contract type name	GDS Contract
Purpose of contract	General
Contract start date	01/02/2015
Contract end date	

16/17 Contracted general activity (UDA)	1,216
Carry forward general activity (UDA)	-17
16/17 Contracted orthodontic activity (UOA)	0
Carry forward orthodontic activity (UOA)	0
Baseline contract value	£24,838.70

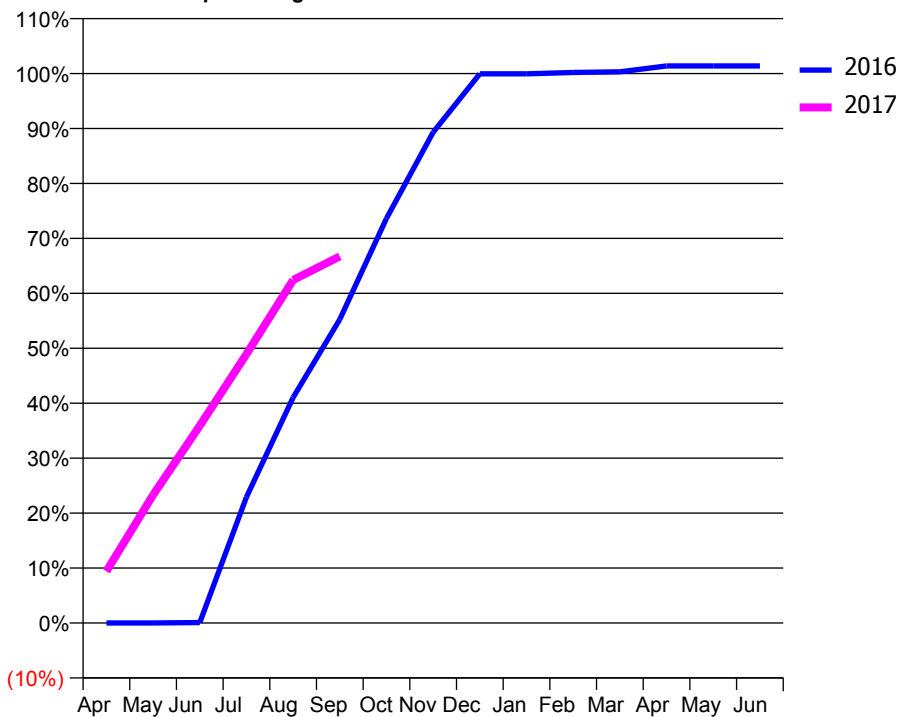
ACCESS*

Patients seen in 24 months	Total	Change since previous quarter
Quarter ending September 2015	304	
Quarter ending December 2015	457	↑
Quarter ending March 2016	302	↓
Quarter ending June 2016	353	↑
Quarter ending September 2016	475	↑
Variance since September 2015	56.3%	↑



ACTIVITY

Cumulative percentage of contracted UDA delivered 2016 & 2017



Adjusted Scheduled Activity (UDA)

Month	2016	2017
April	0	115
May	0	283
June	1	437
July	279	595
August	499	759
September	672	811
October	895	
November	1,086	
December	1,215	
January	1,215	
February	1,218	
March	1,220	
April	1,233	
May	1,233	
June	1,233	

QUALITY

	Quantity	Base Number	Contract	AT	Region	England
% of FP17s for the same patient ID Re-attending within 3 months - Children	6	166	3.6%	10.2%	11.8%	12.4%
% of FP17s for the same patient ID Re-attending within 3 months - Adults	19	235	8.1%	15.2%	16.6%	16.7%
% of FP17s for the same patient ID Re-attending between 3 & 9 months - Children	75	166	45.2%	61.4%	60.2%	57.4%
% of FP17s for the same patient ID Re-attending between 3 & 9 months - Adults	74	235	31.5%	53.1%	52.0%	50.5%
% of FP17s for Band 1 Urgent Courses	21	399	5.3%	8.1%	9.4%	9.1%
% of FP17s Relating to Free Repair or Replacements	6	399	1.5%	0.9%	0.7%	0.8%
% of FP17s Relating to Continuations	1	399	0.3%	1.5%	1.2%	1.3%
% of Patients satisfied with the dentistry they have received	0	0	N/A	94.9%	93.6%	93.2%
% of Patients satisfied with the time they had to wait for an appointment	0	0	N/A	89.8%	89.1%	89.0%

* This is based on patients treated on this contract for their most recent course of treatment. Figures in italics indicate the base number of FP17s or Patient Questionnaire responses are less than 100. N/A is shown where the base number of responses is less than 10 during the period. % is calculated as Quantity/Base number*100

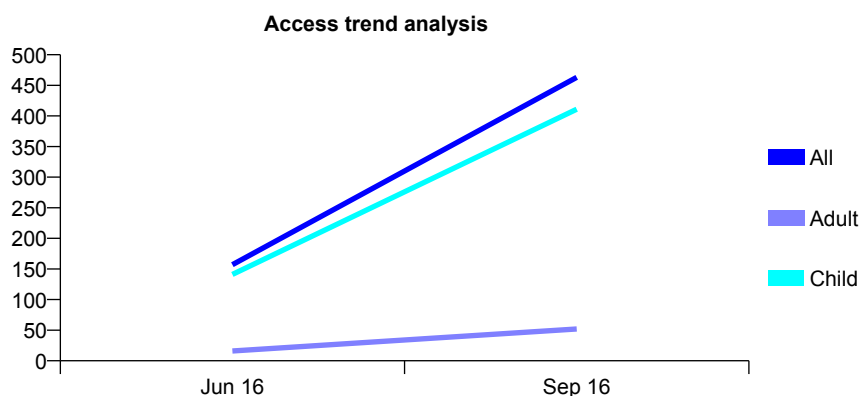
Q66 - Vital Signs At a Glance Contract Report for 100076/0000 - September 2016

Name or company name	Hayle Dental Practice Partnership
Contract type name	GDS Contract
Purpose of contract	General
Contract start date	01/04/2016
Contract end date	

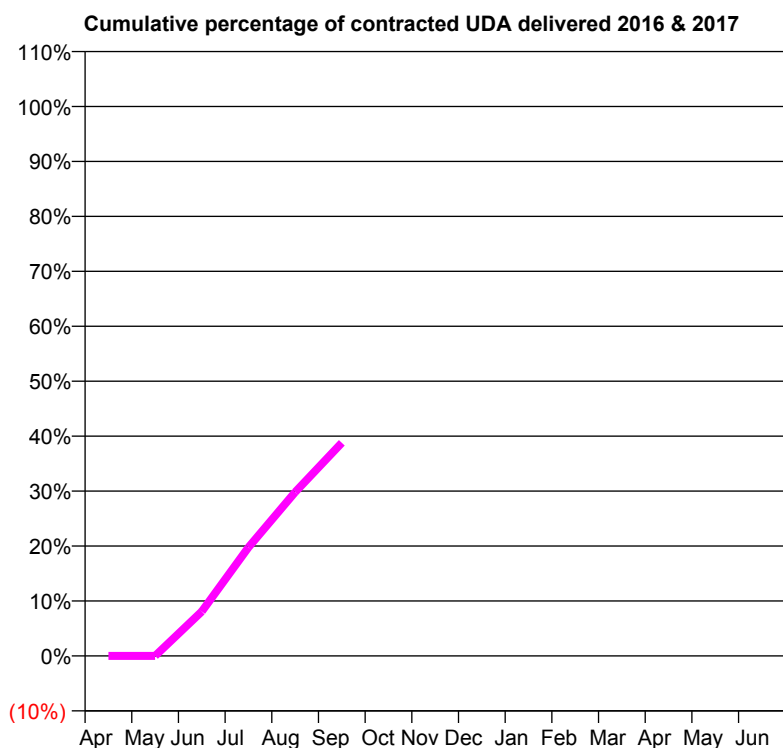
16/17 Contracted general activity (UDA)	1,557
Carry forward general activity (UDA)	0
16/17 Contracted orthodontic activity (UOA)	0
Carry forward orthodontic activity (UOA)	0
Baseline contract value	£40,616.06

ACCESS*

Patients seen in 24 months	Total	Change since previous quarter
Quarter ending September 2015	0	
Quarter ending December 2015	0	
Quarter ending March 2016	0	
Quarter ending June 2016	157	↑
Quarter ending September 2016	463	↑
Variance since September 2015	N/A	



ACTIVITY



Month	Adjusted Scheduled Activity (UDA)	
	2016	2017
April	0	0
May	0	0
June	0	126
July	0	308
August	0	464
September	0	604
October	0	
November	0	
December	0	
January	0	
February	0	
March	0	
April	0	
May	0	
June	0	

QUALITY

	Quantity	Base Number	Contract	AT	Region	England
% of FP17s for the same patient ID Re-attending within 3 months - Children	11	420	2.6%	10.4%	11.8%	12.4%
% of FP17s for the same patient ID Re-attending within 3 months - Adults	2	51	3.9%	16.1%	16.6%	16.7%
% of FP17s for the same patient ID Re-attending between 3 & 9 months - Children	3	420	0.7%	58.5%	60.2%	57.4%
% of FP17s for the same patient ID Re-attending between 3 & 9 months - Adults	2	51	3.9%	49.6%	52.0%	50.5%
% of FP17s for Band 1 Urgent Courses	20	471	4.2%	10.6%	9.4%	9.1%
% of FP17s Relating to Free Repair or Replacements	0	471	0.0%	0.9%	0.7%	0.8%
% of FP17s Relating to Continuations	1	471	0.2%	1.4%	1.2%	1.3%
% of Patients satisfied with the dentistry they have received	0	0	N/A	93.2%	93.6%	93.2%
% of Patients satisfied with the time they had to wait for an appointment	0	0	N/A	88.6%	89.1%	89.0%

* This is based on patients treated on this contract for their most recent course of treatment. Figures in italics indicate the base number of FP17s or Patient Questionnaire responses are less than 100. N/A is shown where the base number of responses is less than 10 during the period. % is calculated as Quantity/Base number*100

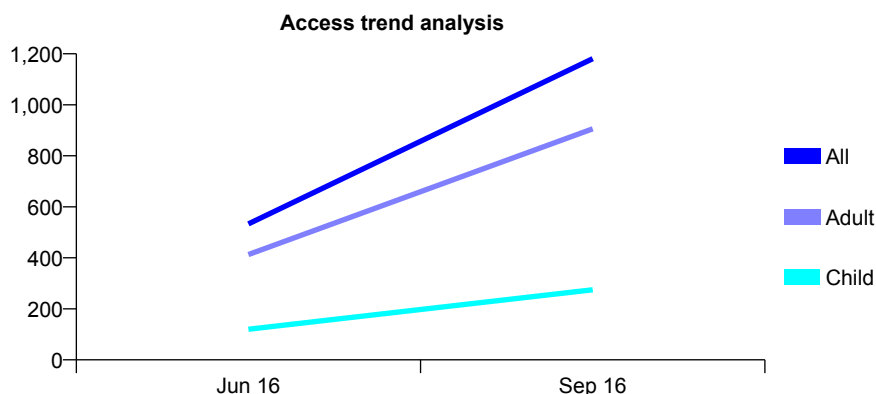
Q66 - Vital Signs At a Glance Contract Report for 100083/0000 - September 2016

Name or company name	PCH Dental CIC
Contract type name	GDS Contract
Purpose of contract	General
Contract start date	01/04/2016
Contract end date	

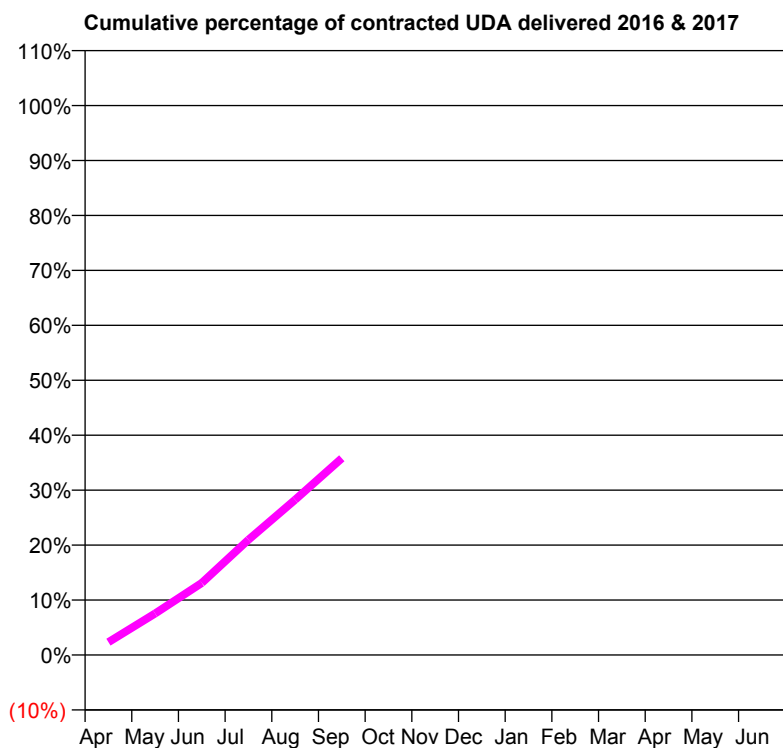
16/17 Contracted general activity (UDA)	8,608
Carry forward general activity (UDA)	0
16/17 Contracted orthodontic activity (UOA)	0
Carry forward orthodontic activity (UOA)	0
Baseline contract value	£238,865.43

ACCESS*

Patients seen in 24 months	Total	Change since previous quarter
Quarter ending September 2015	0	
Quarter ending December 2015	0	
Quarter ending March 2016	0	
Quarter ending June 2016	533	↑
Quarter ending September 2016	1,181	↑
Variance since September 2015	N/A	



ACTIVITY



Month	Adjusted Scheduled Activity (UDA)	
	2016	2017
April	0	202
May	0	650
June	0	1,129
July	0	1,805
August	0	2,432
September	0	3,081
October	0	
November	0	
December	0	
January	0	
February	0	
March	0	
April	0	
May	0	
June	0	

QUALITY

	Quantity	Base Number	Contract	AT	Region	England
% of FP17s for the same patient ID Re-attending within 3 months - Children	12	301	4.0%	10.4%	11.8%	12.4%
% of FP17s for the same patient ID Re-attending within 3 months - Adults	105	1,032	10.2%	16.1%	16.6%	16.7%
% of FP17s for the same patient ID Re-attending between 3 & 9 months - Children	7	301	2.3%	58.5%	60.2%	57.4%
% of FP17s for the same patient ID Re-attending between 3 & 9 months - Adults	23	1,032	2.2%	49.6%	52.0%	50.5%
% of FP17s for Band 1 Urgent Courses	86	1,333	6.5%	10.6%	9.4%	9.1%
% of FP17s Relating to Free Repair or Replacements	17	1,333	1.3%	0.9%	0.7%	0.8%
% of FP17s Relating to Continuations	8	1,333	0.6%	1.4%	1.2%	1.3%
% of Patients satisfied with the dentistry they have received	0	0	N/A	93.2%	93.6%	93.2%
% of Patients satisfied with the time they had to wait for an appointment	0	0	N/A	88.6%	89.1%	89.0%

* This is based on patients treated on this contract for their most recent course of treatment. Figures in italics indicate the base number of FP17s or Patient Questionnaire responses are less than 100. N/A is shown where the base number of responses is less than 10 during the period. % is calculated as Quantity/Base number*100

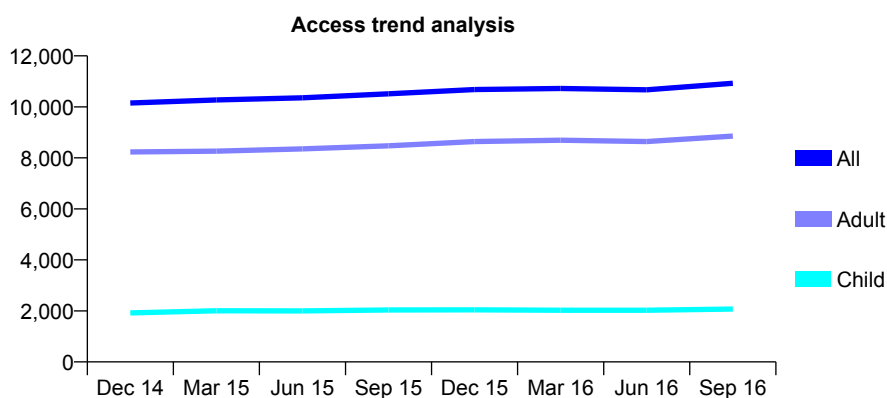
Q66 - Vital Signs At a Glance Contract Report for 101192/0007 - September 2016

Name or company name	Community Dental Centres Ltd
Contract type name	GDS Contract
Purpose of contract	General and Orthodontic
Contract start date	01/04/2006
Contract end date	

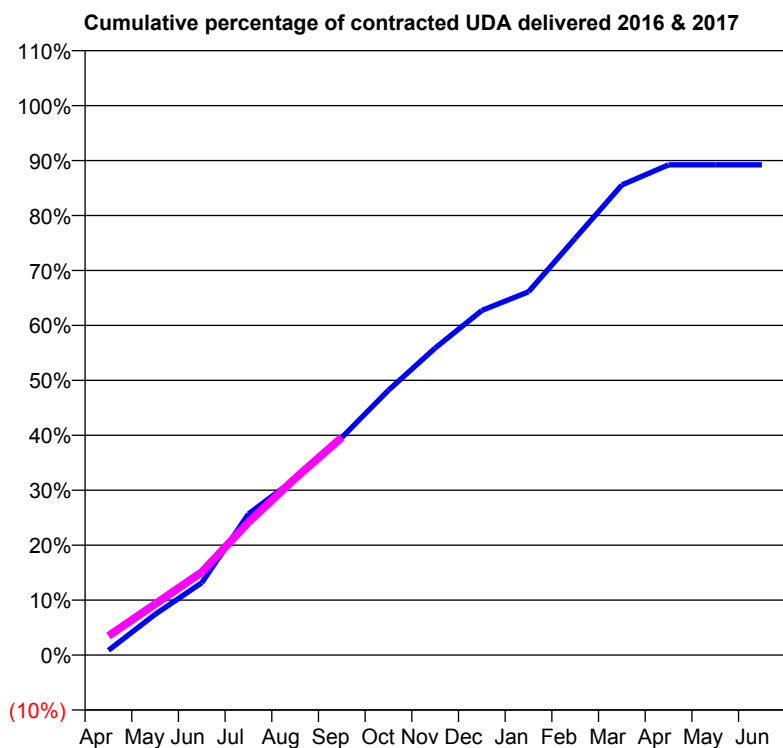
16/17 Contracted general activity (UDA)	36,000
Carry forward general activity (UDA)	0
16/17 Contracted orthodontic activity (UOA)	3,677
Carry forward orthodontic activity (UOA)	0
Baseline contract value	£1,196,190.31

ACCESS*

Patients seen in 24 months	Total	Change since previous quarter
Quarter ending September 2015	10,513	
Quarter ending December 2015	10,679	→
Quarter ending March 2016	10,719	→
Quarter ending June 2016	10,669	→
Quarter ending September 2016	10,926	↑
Variance since September 2015	3.9%	↑



ACTIVITY



Month	Adjusted Scheduled Activity (UDA)	
	2016	2017
April	306	1,253
May	2,668	3,345
June	4,739	5,440
July	9,243	8,702
August	11,544	11,583
September	14,249	14,265
October	17,353	
November	20,112	
December	22,576	
January	23,801	
February	27,304	
March	30,797	
April	32,114	
May	32,117	
June	32,115	

QUALITY

	Quantity	Base Number	Contract	AT	Region	England
% of FP17s for the same patient ID Re-attending within 3 months - Children	69	1,229	5.6%	10.4%	11.8%	12.4%
% of FP17s for the same patient ID Re-attending within 3 months - Adults	625	5,252	11.9%	16.1%	16.6%	16.7%
% of FP17s for the same patient ID Re-attending between 3 & 9 months - Children	639	1,229	52.0%	58.5%	60.2%	57.4%
% of FP17s for the same patient ID Re-attending between 3 & 9 months - Adults	2,722	5,252	51.8%	49.6%	52.0%	50.5%
% of FP17s for Band 1 Urgent Courses	482	6,074	7.9%	10.6%	9.4%	9.1%
% of FP17s Relating to Free Repair or Replacements	29	6,074	0.5%	0.9%	0.7%	0.8%
% of FP17s Relating to Continuations	45	6,074	0.7%	1.4%	1.2%	1.3%
% of Patients satisfied with the dentistry they have received	8	9	N/A	93.2%	93.6%	93.2%
% of Patients satisfied with the time they had to wait for an appointment	7	9	N/A	88.6%	89.1%	89.0%

* This is based on patients treated on this contract for their most recent course of treatment. Figures in italics indicate the base number of FP17s or Patient Questionnaire responses are less than 100. N/A is shown where the base number of responses is less than 10 during the period. % is calculated as Quantity/Base number*100

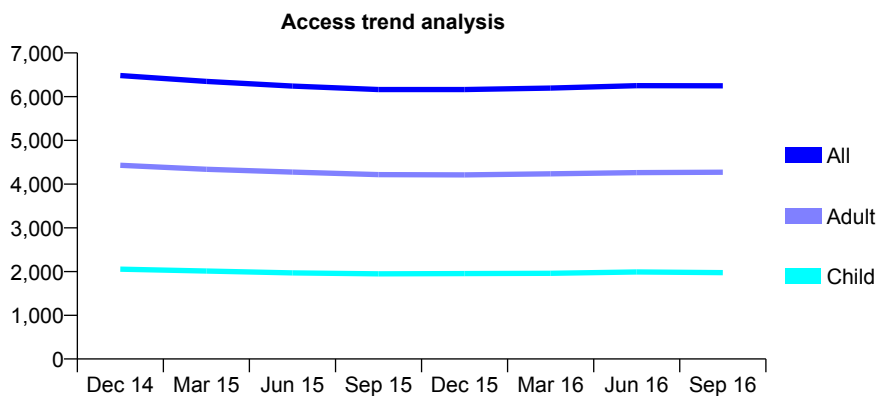
Q66 - Vital Signs At a Glance Contract Report for 101281/0062 - September 2016

Name or company name	OASIS DENTAL CARE LTD
Contract type name	GDS Contract
Purpose of contract	General
Contract start date	01/04/2006
Contract end date	

16/17 Contracted general activity (UDA)	16,733
Carry forward general activity (UDA)	0
16/17 Contracted orthodontic activity (UOA)	0
Carry forward orthodontic activity (UOA)	0
Baseline contract value	£374,658.19

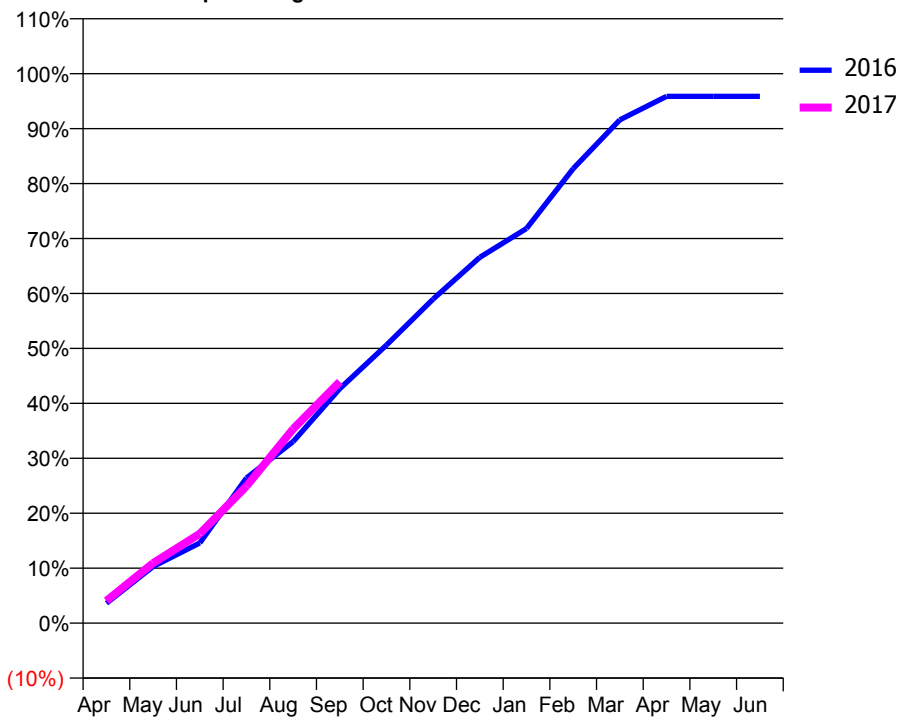
ACCESS*

Patients seen in 24 months	Total	Change since previous quarter
Quarter ending September 2015	6,162	
Quarter ending December 2015	6,163	→
Quarter ending March 2016	6,196	→
Quarter ending June 2016	6,251	→
Quarter ending September 2016	6,247	→
Variance since September 2015	1.4%	→



ACTIVITY

Cumulative percentage of contracted UDA delivered 2016 & 2017



Month	Adjusted Scheduled Activity (UDA)	
	2016	2017
April	618	679
May	1,753	1,828
June	2,482	2,723
July	4,491	4,171
August	5,619	5,914
September	7,261	7,351
October	8,609	
November	10,032	
December	11,323	
January	12,218	
February	14,071	
March	15,582	
April	16,306	
May	16,306	
June	16,308	

QUALITY

	Quantity	Base Number	Contract	AT	Region	England
% of FP17s for the same patient ID Re-attending within 3 months - Children	85	1,650	5.2%	10.4%	11.8%	12.4%
% of FP17s for the same patient ID Re-attending within 3 months - Adults	371	3,170	11.7%	16.1%	16.6%	16.7%
% of FP17s for the same patient ID Re-attending between 3 & 9 months - Children	1,186	1,650	71.9%	58.5%	60.2%	57.4%
% of FP17s for the same patient ID Re-attending between 3 & 9 months - Adults	2,008	3,170	63.3%	49.6%	52.0%	50.5%
% of FP17s for Band 1 Urgent Courses	191	4,433	4.3%	10.6%	9.4%	9.1%
% of FP17s Relating to Free Repair or Replacements	29	4,433	0.7%	0.9%	0.7%	0.8%
% of FP17s Relating to Continuations	25	4,433	0.6%	1.4%	1.2%	1.3%
% of Patients satisfied with the dentistry they have received	7	7	N/A	93.2%	93.6%	93.2%
% of Patients satisfied with the time they had to wait for an appointment	7	7	N/A	88.6%	89.1%	89.0%

* This is based on patients treated on this contract for their most recent course of treatment. Figures in italics indicate the base number of FP17s or Patient Questionnaire responses are less than 100. N/A is shown where the base number of responses is less than 10 during the period. % is calculated as Quantity/Base number*100

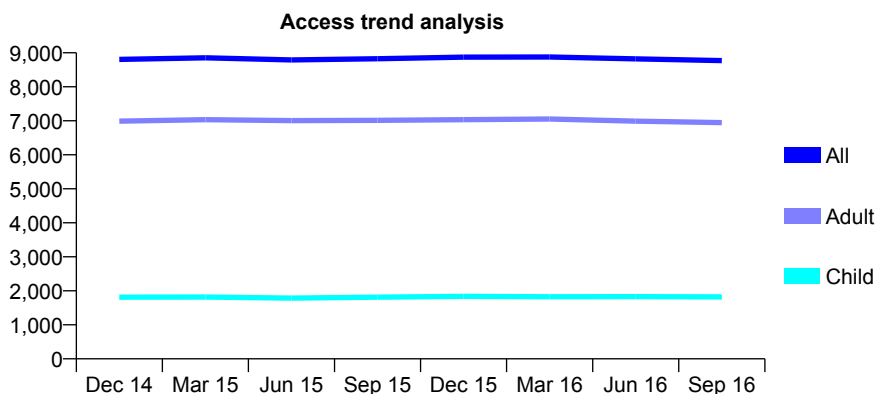
Q66 - Vital Signs At a Glance Contract Report for 101281/0165 - September 2016

Name or company name	OASIS DENTAL CARE LTD
Contract type name	GDS Contract
Purpose of contract	General
Contract start date	10/04/2007
Contract end date	

16/17 Contracted general activity (UDA)	30,000
Carry forward general activity (UDA)	125
16/17 Contracted orthodontic activity (UOA)	0
Carry forward orthodontic activity (UOA)	0
Baseline contract value	£686,771.85

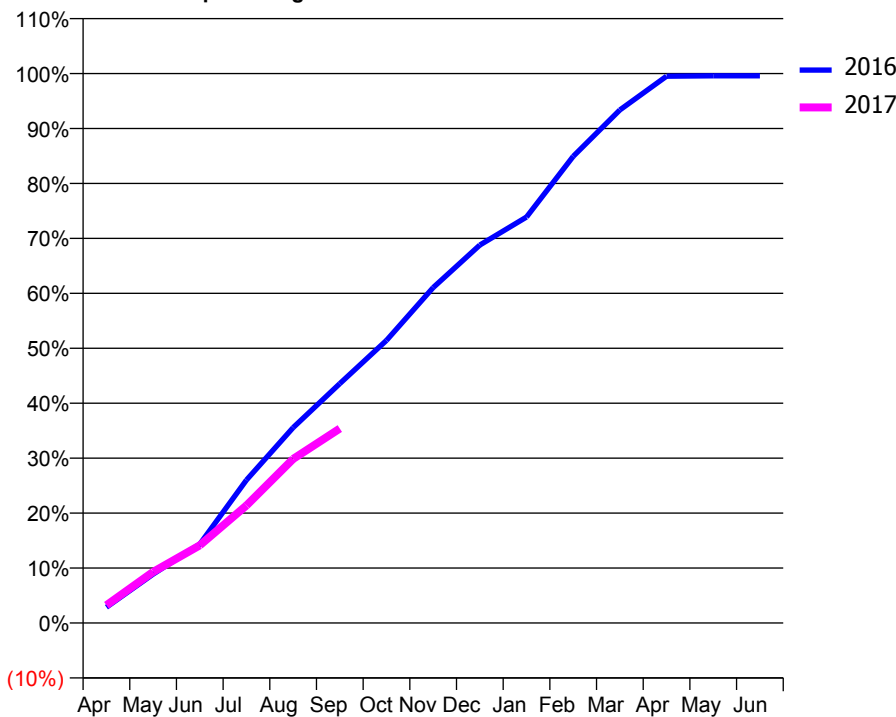
ACCESS*

Patients seen in 24 months	Total	Change since previous quarter
Quarter ending September 2015	8,827	
Quarter ending December 2015	8,871	→
Quarter ending March 2016	8,877	→
Quarter ending June 2016	8,820	→
Quarter ending September 2016	8,771	→
Variance since September 2015	(0.6%)	→



ACTIVITY

Cumulative percentage of contracted UDA delivered 2016 & 2017



QUALITY

	Quantity	Base Number	Contract	AT	Region	England
% of FP17s for the same patient ID Re-attending within 3 months - Children	72	1,224	5.9%	10.4%	11.8%	12.4%
% of FP17s for the same patient ID Re-attending within 3 months - Adults	695	4,582	15.2%	16.1%	16.6%	16.7%
% of FP17s for the same patient ID Re-attending between 3 & 9 months - Children	658	1,224	53.8%	58.5%	60.2%	57.4%
% of FP17s for the same patient ID Re-attending between 3 & 9 months - Adults	2,509	4,582	54.8%	49.6%	52.0%	50.5%
% of FP17s for Band 1 Urgent Courses	405	5,119	7.9%	10.6%	9.4%	9.1%
% of FP17s Relating to Free Repair or Replacements	66	5,119	1.3%	0.9%	0.7%	0.8%
% of FP17s Relating to Continuations	62	5,119	1.2%	1.4%	1.2%	1.3%
% of Patients satisfied with the dentistry they have received	19	20	95.0%	93.2%	93.6%	93.2%
% of Patients satisfied with the time they had to wait for an appointment	16	20	80.0%	88.6%	89.1%	89.0%

* This is based on patients treated on this contract for their most recent course of treatment. Figures in italics indicate the base number of FP17s or Patient Questionnaire responses are less than 100. N/A is shown where the base number of responses is less than 10 during the period. % is calculated as Quantity/Base number*100

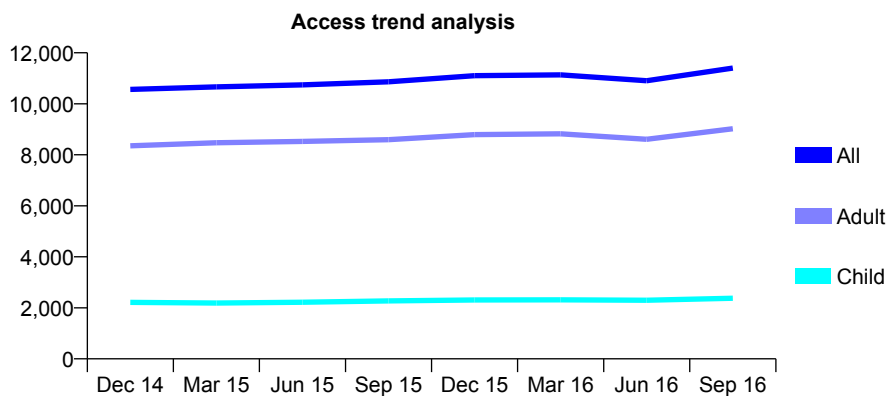
Q66 - Vital Signs At a Glance Contract Report for 101281/0169 - September 2016

Name or company name	OASIS DENTAL CARE LTD
Contract type name	GDS Contract
Purpose of contract	General
Contract start date	01/06/2007
Contract end date	

16/17 Contracted general activity (UDA)	33,000
Carry forward general activity (UDA)	-660
16/17 Contracted orthodontic activity (UOA)	0
Carry forward orthodontic activity (UOA)	0
Baseline contract value	£735,120.84

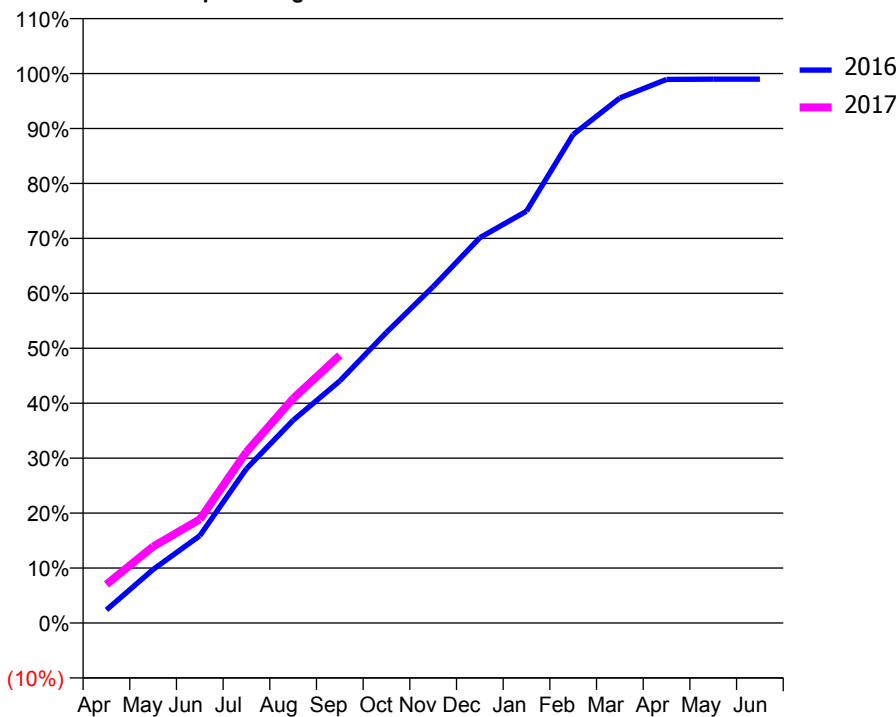
ACCESS*

Patients seen in 24 months	Total	Change since previous quarter
Quarter ending September 2015	10,864	
Quarter ending December 2015	11,101	↑
Quarter ending March 2016	11,135	→
Quarter ending June 2016	10,907	↓
Quarter ending September 2016	11,399	↑
Variance since September 2015	4.9%	↑



ACTIVITY

Cumulative percentage of contracted UDA delivered 2016 & 2017



Month	Adjusted Scheduled Activity (UDA)	
	2016	2017
April	786	2,321
May	3,216	4,593
June	5,242	6,223
July	9,267	10,276
August	12,177	13,483
September	14,540	16,075
October	17,457	
November	20,201	
December	23,143	
January	24,732	
February	29,336	
March	31,533	
April	32,645	
May	32,659	
June	32,658	

QUALITY

	Quantity	Base Number	Contract	AT	Region	England
% of FP17s for the same patient ID Re-attending within 3 months - Children	151	1,912	7.9%	10.4%	11.8%	12.4%
% of FP17s for the same patient ID Re-attending within 3 months - Adults	1,290	7,317	17.6%	16.1%	16.6%	16.7%
% of FP17s for the same patient ID Re-attending between 3 & 9 months - Children	1,220	1,912	63.8%	58.5%	60.2%	57.4%
% of FP17s for the same patient ID Re-attending between 3 & 9 months - Adults	4,343	7,317	59.4%	49.6%	52.0%	50.5%
% of FP17s for Band 1 Urgent Courses	972	8,349	11.6%	10.6%	9.4%	9.1%
% of FP17s Relating to Free Repair or Replacements	144	8,349	1.7%	0.9%	0.7%	0.8%
% of FP17s Relating to Continuations	64	8,349	0.8%	1.4%	1.2%	1.3%
% of Patients satisfied with the dentistry they have received	5	5	N/A	93.2%	93.6%	93.2%
% of Patients satisfied with the time they had to wait for an appointment	4	5	N/A	88.6%	89.1%	89.0%

* This is based on patients treated on this contract for their most recent course of treatment. Figures in italics indicate the base number of FP17s or Patient Questionnaire responses are less than 100. N/A is shown where the base number of responses is less than 10 during the period. % is calculated as Quantity/Base number*100

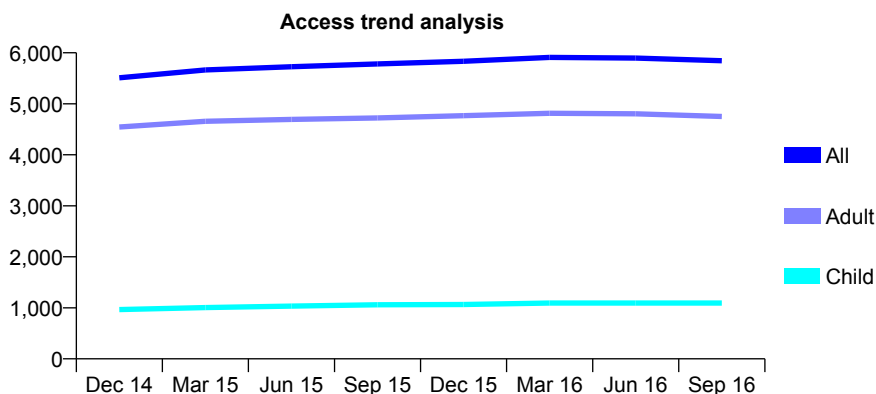
Q66 - Vital Signs At a Glance Contract Report for 101338/0027 - September 2016

Name or company name	Whitecross Dental Care Limited
Contract type name	GDS Contract
Purpose of contract	General
Contract start date	01/04/2006
Contract end date	

16/17 Contracted general activity (UDA)	19,823
Carry forward general activity (UDA)	0
16/17 Contracted orthodontic activity (UOA)	0
Carry forward orthodontic activity (UOA)	0
Baseline contract value	£571,761.71

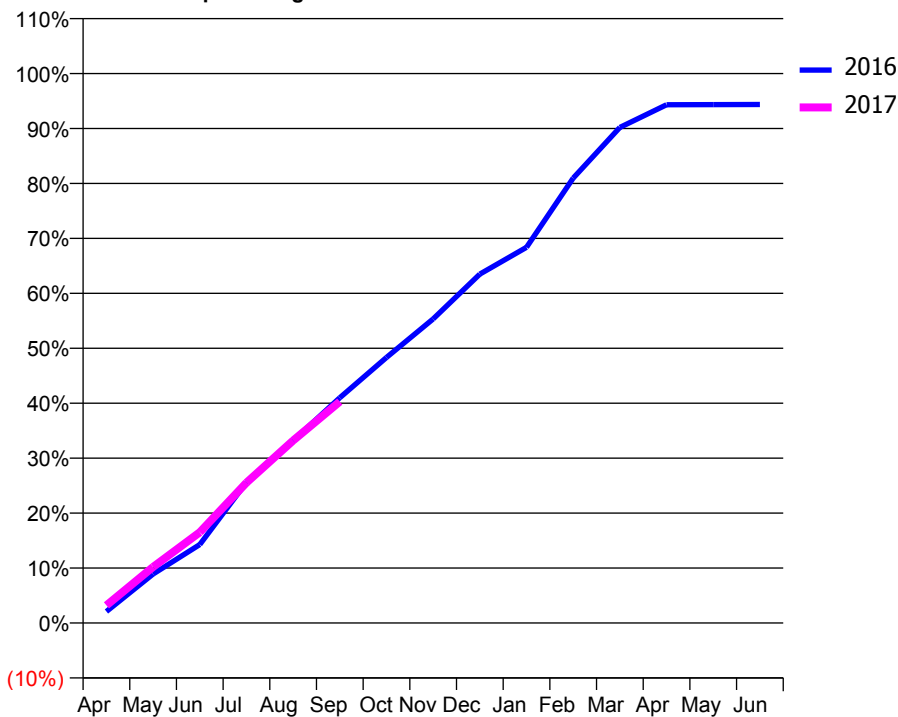
ACCESS*

Patients seen in 24 months	Total	Change since previous quarter
Quarter ending September 2015	5,783	
Quarter ending December 2015	5,833	→
Quarter ending March 2016	5,910	→
Quarter ending June 2016	5,897	→
Quarter ending September 2016	5,844	→
Variance since September 2015	1.1%	→



ACTIVITY

Cumulative percentage of contracted UDA delivered 2016 & 2017



Month	Adjusted Scheduled Activity (UDA)	
	2016	2017
April	415	637
May	1,769	2,025
June	2,833	3,273
July	5,076	5,061
August	6,584	6,582
September	8,126	7,989
October	9,581	
November	10,969	
December	12,588	
January	13,554	
February	16,052	
March	17,876	
April	18,698	
May	18,703	
June	18,704	

QUALITY

	Quantity	Base Number	Contract	AT	Region	England
% of FP17s for the same patient ID Re-attending within 3 months - Children	41	756	5.4%	10.4%	11.8%	12.4%
% of FP17s for the same patient ID Re-attending within 3 months - Adults	654	3,518	18.6%	16.1%	16.6%	16.7%
% of FP17s for the same patient ID Re-attending between 3 & 9 months - Children	488	756	64.6%	58.5%	60.2%	57.4%
% of FP17s for the same patient ID Re-attending between 3 & 9 months - Adults	2,039	3,518	58.0%	49.6%	52.0%	50.5%
% of FP17s for Band 1 Urgent Courses	350	3,925	8.9%	10.6%	9.4%	9.1%
% of FP17s Relating to Free Repair or Replacements	27	3,925	0.7%	0.9%	0.7%	0.8%
% of FP17s Relating to Continuations	150	3,925	3.8%	1.4%	1.2%	1.3%
% of Patients satisfied with the dentistry they have received	21	23	91.3%	93.2%	93.6%	93.2%
% of Patients satisfied with the time they had to wait for an appointment	21	23	91.3%	88.6%	89.1%	89.0%

* This is based on patients treated on this contract for their most recent course of treatment. Figures in italics indicate the base number of FP17s or Patient Questionnaire responses are less than 100. N/A is shown where the base number of responses is less than 10 during the period. % is calculated as Quantity/Base number*100

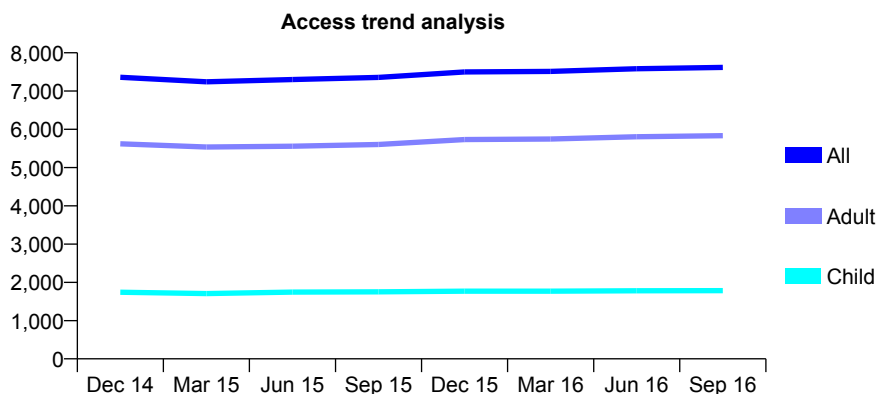
Q66 - Vital Signs At a Glance Contract Report for 101338/0077 - September 2016

Name or company name	Whitecross Dental Care Limited
Contract type name	GDS Contract
Purpose of contract	General
Contract start date	09/03/2009
Contract end date	

16/17 Contracted general activity (UDA)	20,500
Carry forward general activity (UDA)	-199
16/17 Contracted orthodontic activity (UOA)	0
Carry forward orthodontic activity (UOA)	0
Baseline contract value	£539,789.48

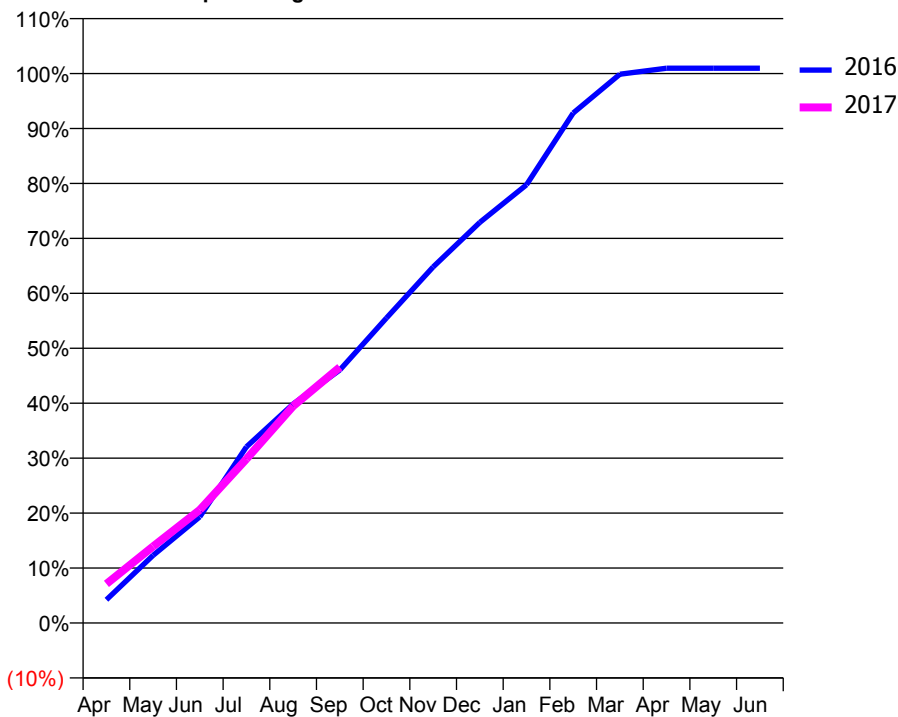
ACCESS*

Patients seen in 24 months	Total	Change since previous quarter
Quarter ending September 2015	7,357	
Quarter ending December 2015	7,501	→
Quarter ending March 2016	7,513	→
Quarter ending June 2016	7,583	→
Quarter ending September 2016	7,618	→
Variance since September 2015	3.5%	↑



ACTIVITY

Cumulative percentage of contracted UDA delivered 2016 & 2017



Month	Adjusted Scheduled Activity (UDA)	
	2016	2017
April	868	1,461
May	2,523	2,860
June	3,964	4,223
July	6,574	6,124
August	8,173	8,093
September	9,440	9,545
October	11,381	
November	13,283	
December	14,949	
January	16,347	
February	19,024	
March	20,474	
April	20,699	
May	20,699	
June	20,699	

QUALITY

	Quantity	Base Number	Contract	AT	Region	England
% of FP17s for the same patient ID Re-attending within 3 months - Children	70	1,023	6.8%	10.4%	11.8%	12.4%
% of FP17s for the same patient ID Re-attending within 3 months - Adults	399	3,034	13.2%	16.1%	16.6%	16.7%
% of FP17s for the same patient ID Re-attending between 3 & 9 months - Children	439	1,023	42.9%	58.5%	60.2%	57.4%
% of FP17s for the same patient ID Re-attending between 3 & 9 months - Adults	1,123	3,034	37.0%	49.6%	52.0%	50.5%
% of FP17s for Band 1 Urgent Courses	263	3,936	6.7%	10.6%	9.4%	9.1%
% of FP17s Relating to Free Repair or Replacements	24	3,936	0.6%	0.9%	0.7%	0.8%
% of FP17s Relating to Continuations	74	3,936	1.9%	1.4%	1.2%	1.3%
% of Patients satisfied with the dentistry they have received	13	14	92.9%	93.2%	93.6%	93.2%
% of Patients satisfied with the time they had to wait for an appointment	12	14	85.7%	88.6%	89.1%	89.0%

* This is based on patients treated on this contract for their most recent course of treatment. Figures in italics indicate the base number of FP17s or Patient Questionnaire responses are less than 100. N/A is shown where the base number of responses is less than 10 during the period. % is calculated as Quantity/Base number*100

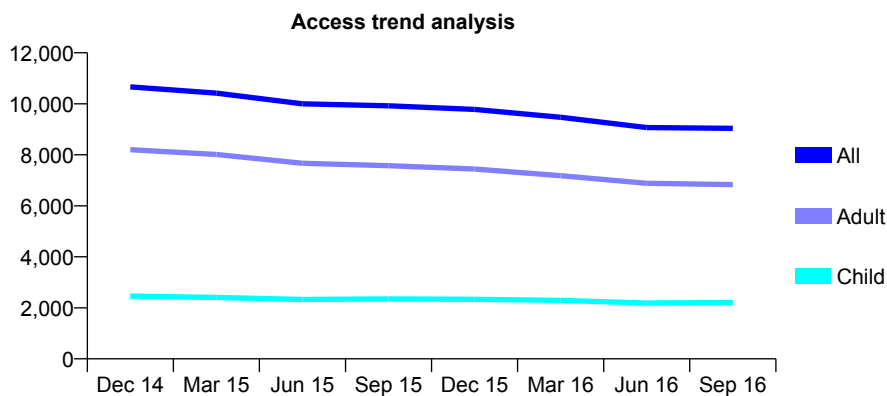
Q66 - Vital Signs At a Glance Contract Report for 101338/0078 - September 2016

Name or company name	Whitecross Dental Care Limited
Contract type name	GDS Contract
Purpose of contract	General
Contract start date	15/04/2009
Contract end date	

16/17 Contracted general activity (UDA)	35,500
Carry forward general activity (UDA)	0
16/17 Contracted orthodontic activity (UOA)	0
Carry forward orthodontic activity (UOA)	0
Baseline contract value	£801,220.64

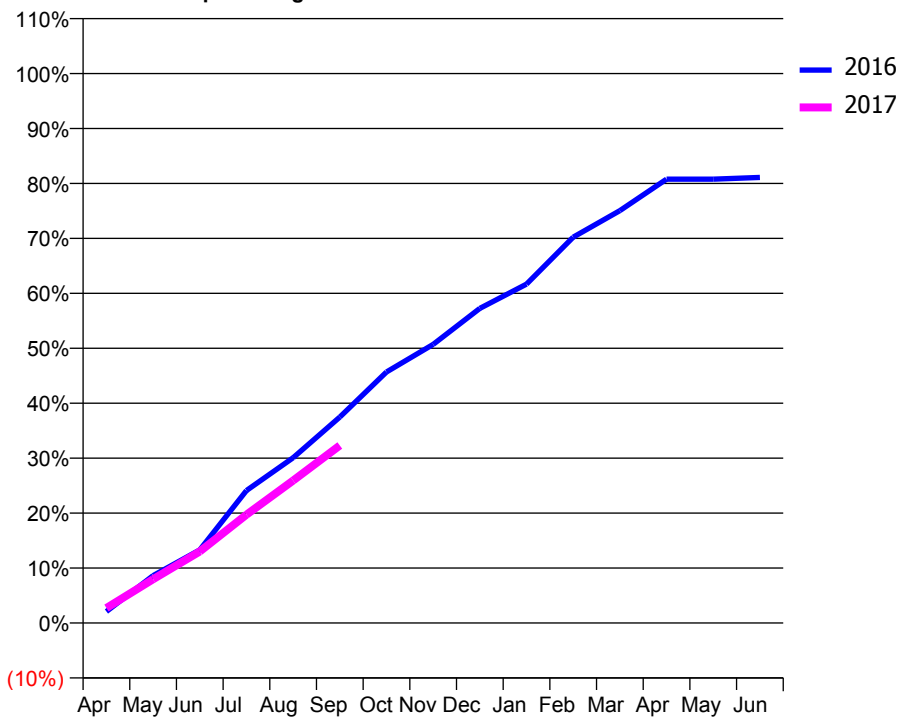
ACCESS*

Patients seen in 24 months	Total	Change since previous quarter
Quarter ending September 2015	9,921	
Quarter ending December 2015	9,781	↓
Quarter ending March 2016	9,473	↓
Quarter ending June 2016	9,070	↓
Quarter ending September 2016	9,040	→
Variance since September 2015	(8.9%)	↓



ACTIVITY

Cumulative percentage of contracted UDA delivered 2016 & 2017



Month	Adjusted Scheduled Activity (UDA)	
	2016	2017
April	747	969
May	3,063	2,834
June	4,726	4,626
July	8,560	7,003
August	10,678	9,204
September	13,306	11,468
October	16,216	
November	18,003	
December	20,323	
January	21,893	
February	24,925	
March	26,645	
April	28,672	
May	28,674	
June	28,783	

QUALITY

	Quantity	Base Number	Contract	AT	Region	England
% of FP17s for the same patient ID Re-attending within 3 months - Children	94	1,569	6.0%	10.4%	11.8%	12.4%
% of FP17s for the same patient ID Re-attending within 3 months - Adults	526	4,482	11.7%	16.1%	16.6%	16.7%
% of FP17s for the same patient ID Re-attending between 3 & 9 months - Children	888	1,569	56.6%	58.5%	60.2%	57.4%
% of FP17s for the same patient ID Re-attending between 3 & 9 months - Adults	2,504	4,482	55.9%	49.6%	52.0%	50.5%
% of FP17s for Band 1 Urgent Courses	278	5,009	5.6%	10.6%	9.4%	9.1%
% of FP17s Relating to Free Repair or Replacements	24	5,009	0.5%	0.9%	0.7%	0.8%
% of FP17s Relating to Continuations	85	5,009	1.7%	1.4%	1.2%	1.3%
% of Patients satisfied with the dentistry they have received	6	7	N/A	93.2%	93.6%	93.2%
% of Patients satisfied with the time they had to wait for an appointment	7	7	N/A	88.6%	89.1%	89.0%

* This is based on patients treated on this contract for their most recent course of treatment. Figures in italics indicate the base number of FP17s or Patient Questionnaire responses are less than 100. N/A is shown where the base number of responses is less than 10 during the period. % is calculated as Quantity/Base number*100

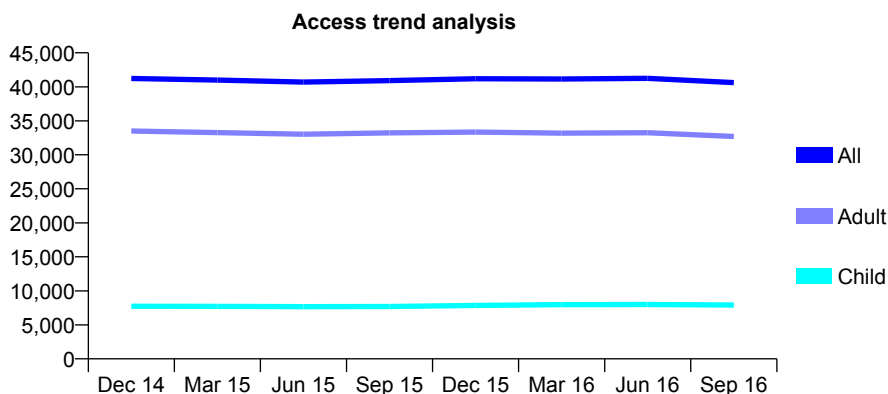
Q66 - Vital Signs At a Glance Contract Report for 101338/0084 - September 2016

Name or company name	Whitecross Dental Care Limited
Contract type name	GDS Contract
Purpose of contract	General
Contract start date	01/04/2009
Contract end date	

16/17 Contracted general activity (UDA)	130,501
Carry forward general activity (UDA)	0
16/17 Contracted orthodontic activity (UOA)	0
Carry forward orthodontic activity (UOA)	0
Baseline contract value	£3,459,845.81

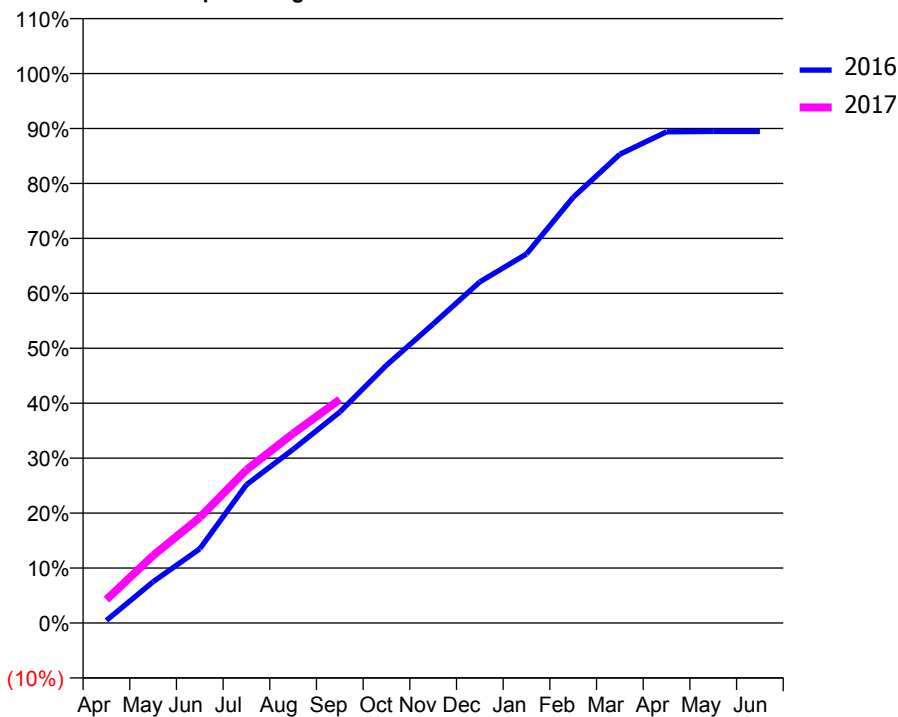
ACCESS*

Patients seen in 24 months	Total	Change since previous quarter
Quarter ending September 2015	40,907	
Quarter ending December 2015	41,195	→
Quarter ending March 2016	41,149	→
Quarter ending June 2016	41,243	→
Quarter ending September 2016	40,613	↓
Variance since September 2015	(0.7%)	→



ACTIVITY

Cumulative percentage of contracted UDA delivered 2016 & 2017



Month	Adjusted Scheduled Activity (UDA)	
	2016	2017
April	602	5,549
May	9,790	16,047
June	17,638	25,054
July	32,857	36,370
August	41,252	45,009
September	50,104	53,077
October	61,224	
November	71,033	
December	81,018	
January	87,642	
February	101,111	
March	111,338	
April	116,658	
May	116,741	
June	116,752	

QUALITY

	Quantity	Base Number	Contract	AT	Region	England
% of FP17s for the same patient ID Re-attending within 3 months - Children	293	5,321	5.5%	10.4%	11.8%	12.4%
% of FP17s for the same patient ID Re-attending within 3 months - Adults	3,027	21,117	14.3%	16.1%	16.6%	16.7%
% of FP17s for the same patient ID Re-attending between 3 & 9 months - Children	2,987	5,321	56.1%	58.5%	60.2%	57.4%
% of FP17s for the same patient ID Re-attending between 3 & 9 months - Adults	10,890	21,117	51.6%	49.6%	52.0%	50.5%
% of FP17s for Band 1 Urgent Courses	2,179	24,096	9.0%	10.6%	9.4%	9.1%
% of FP17s Relating to Free Repair or Replacements	163	24,096	0.7%	0.9%	0.7%	0.8%
% of FP17s Relating to Continuations	486	24,096	2.0%	1.4%	1.2%	1.3%
% of Patients satisfied with the dentistry they have received	46	51	90.2%	93.2%	93.6%	93.2%
% of Patients satisfied with the time they had to wait for an appointment	45	51	88.2%	88.6%	89.1%	89.0%

* This is based on patients treated on this contract for their most recent course of treatment. Figures in italics indicate the base number of FP17s or Patient Questionnaire responses are less than 100. N/A is shown where the base number of responses is less than 10 during the period. % is calculated as Quantity/Base number*100

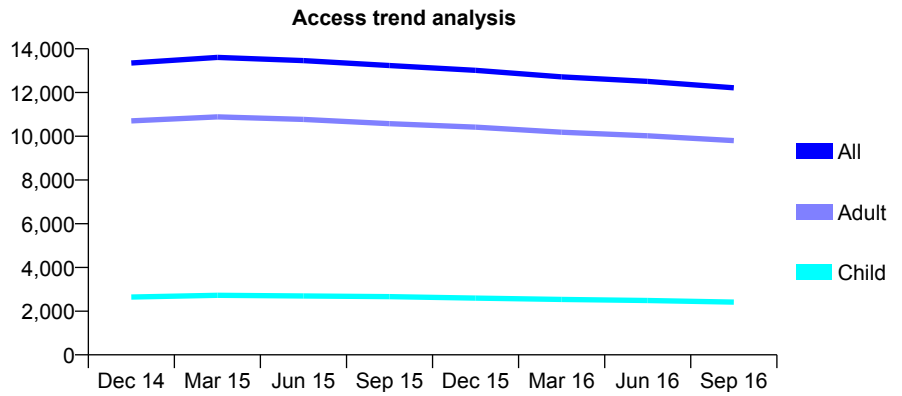
Q66 - Vital Signs At a Glance Contract Report for 101338/0131 - September 2016

Name or company name	Whitecross Dental Care Limited
Contract type name	GDS Contract
Purpose of contract	General
Contract start date	01/04/2011
Contract end date	

16/17 Contracted general activity (UDA)	45,511
Carry forward general activity (UDA)	0
16/17 Contracted orthodontic activity (UOA)	0
Carry forward orthodontic activity (UOA)	0
Baseline contract value	£1,269,542.99

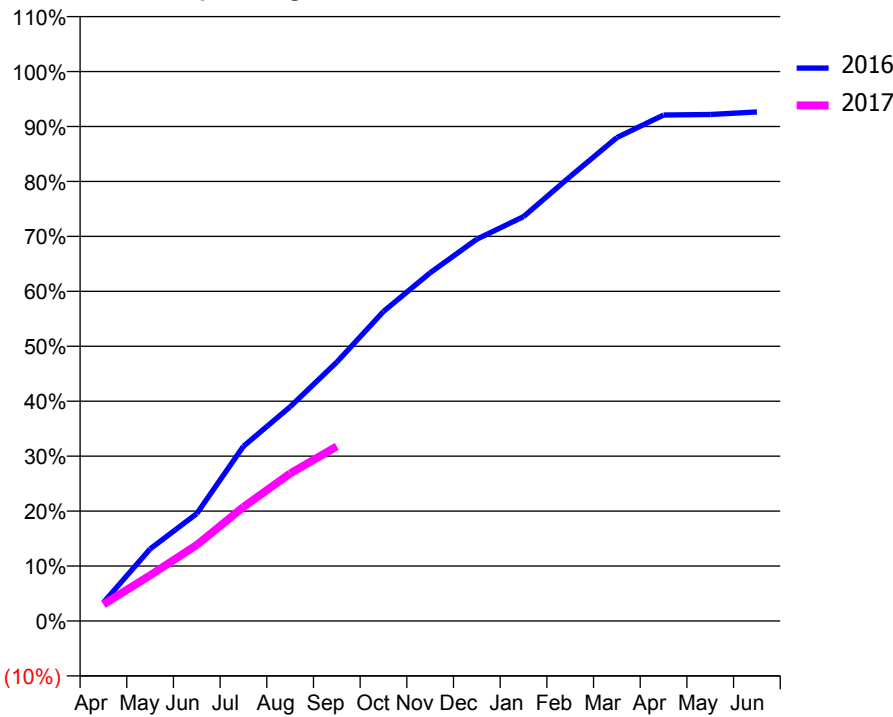
ACCESS*

Patients seen in 24 months	Total	Change since previous quarter
Quarter ending September 2015	13,233	
Quarter ending December 2015	13,016	↓
Quarter ending March 2016	12,716	↓
Quarter ending June 2016	12,508	↓
Quarter ending September 2016	12,215	↓
Variance since September 2015	(7.7%)	↓



ACTIVITY

Cumulative percentage of contracted UDA delivered 2016 & 2017



Month	Adjusted Scheduled Activity (UDA)	
	2016	2017
April	1,227	1,375
May	4,792	3,778
June	7,137	6,298
July	11,613	9,453
August	14,233	12,226
September	17,202	14,463
October	20,571	
November	23,142	
December	25,370	
January	26,865	
February	29,538	
March	32,119	
April	33,616	
May	33,652	
June	33,827	

QUALITY

	Quantity	Base Number	Contract	AT	Region	England
% of FP17s for the same patient ID Re-attending within 3 months - Children	111	1,808	6.1%	10.4%	11.8%	12.4%
% of FP17s for the same patient ID Re-attending within 3 months - Adults	945	6,743	14.0%	16.1%	16.6%	16.7%
% of FP17s for the same patient ID Re-attending between 3 & 9 months - Children	1,080	1,808	59.7%	58.5%	60.2%	57.4%
% of FP17s for the same patient ID Re-attending between 3 & 9 months - Adults	3,691	6,743	54.7%	49.6%	52.0%	50.5%
% of FP17s for Band 1 Urgent Courses	599	7,638	7.8%	10.6%	9.4%	9.1%
% of FP17s Relating to Free Repair or Replacements	48	7,638	0.6%	0.9%	0.7%	0.8%
% of FP17s Relating to Continuations	169	7,638	2.2%	1.4%	1.2%	1.3%
% of Patients satisfied with the dentistry they have received	19	20	95.0%	93.2%	93.6%	93.2%
% of Patients satisfied with the time they had to wait for an appointment	20	20	100.0%	88.6%	89.1%	89.0%

* This is based on patients treated on this contract for their most recent course of treatment. Figures in italics indicate the base number of FP17s or Patient Questionnaire responses are less than 100. N/A is shown where the base number of responses is less than 10 during the period. % is calculated as Quantity/Base number*100

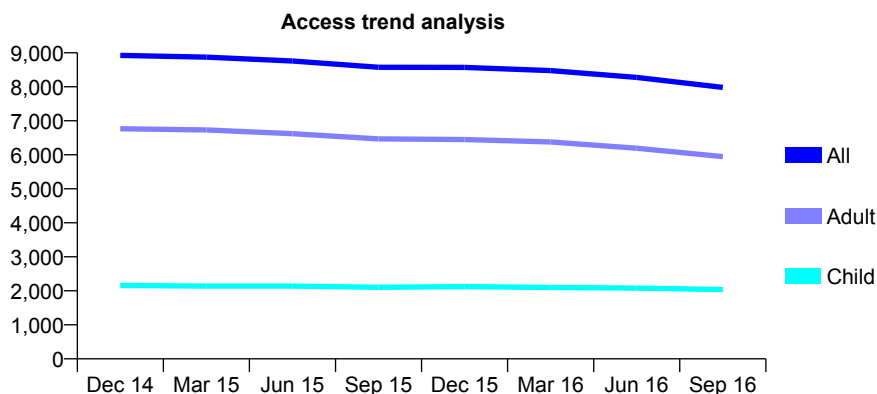
Q66 - Vital Signs At a Glance Contract Report for 101338/0144 - September 2016

Name or company name	Whitecross Dental Care Limited
Contract type name	GDS Contract
Purpose of contract	General
Contract start date	01/10/2012
Contract end date	

16/17 Contracted general activity (UDA)	24,078
Carry forward general activity (UDA)	0
16/17 Contracted orthodontic activity (UOA)	0
Carry forward orthodontic activity (UOA)	0
Baseline contract value	£574,577.84

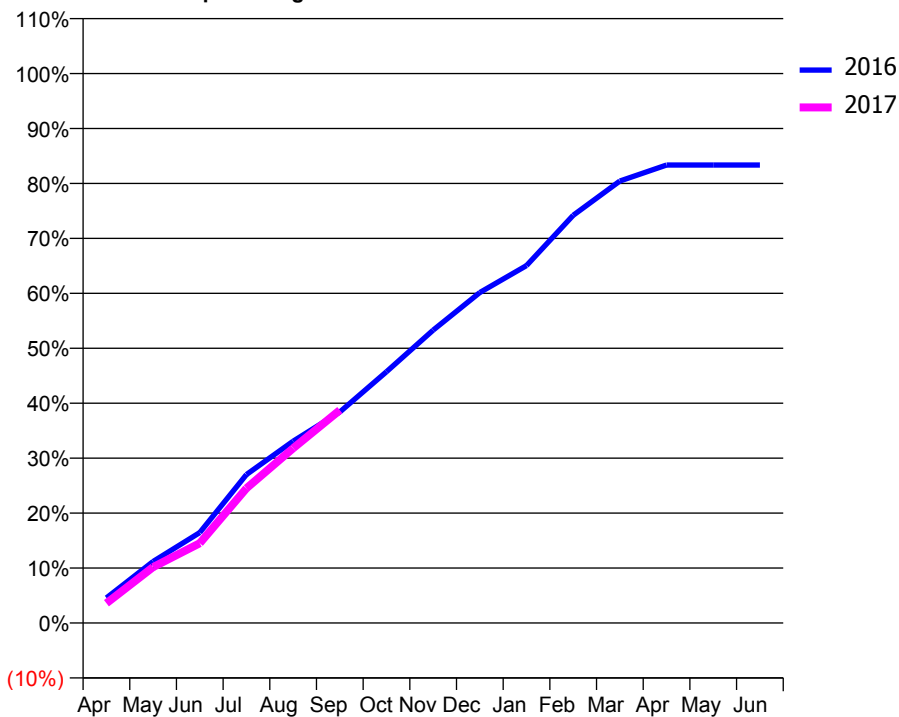
ACCESS*

Patients seen in 24 months	Total	Change since previous quarter
Quarter ending September 2015	8,575	
Quarter ending December 2015	8,570	→
Quarter ending March 2016	8,477	↓
Quarter ending June 2016	8,277	↓
Quarter ending September 2016	7,983	↓
Variance since September 2015	(6.9%)	↓



ACTIVITY

Cumulative percentage of contracted UDA delivered 2016 & 2017



Month	Adjusted Scheduled Activity (UDA)	
	2016	2017
April	1,102	870
May	2,698	2,454
June	3,965	3,499
July	6,507	5,906
August	7,968	7,657
September	9,244	9,328
October	11,010	
November	12,836	
December	14,484	
January	15,665	
February	17,863	
March	19,369	
April	20,070	
May	20,067	
June	20,068	

QUALITY

	Quantity	Base Number	Contract	AT	Region	England
% of FP17s for the same patient ID Re-attending within 3 months - Children	67	1,396	4.8%	10.4%	11.8%	12.4%
% of FP17s for the same patient ID Re-attending within 3 months - Adults	559	3,399	16.4%	16.1%	16.6%	16.7%
% of FP17s for the same patient ID Re-attending between 3 & 9 months - Children	845	1,396	60.5%	58.5%	60.2%	57.4%
% of FP17s for the same patient ID Re-attending between 3 & 9 months - Adults	1,369	3,399	40.3%	49.6%	52.0%	50.5%
% of FP17s for Band 1 Urgent Courses	606	4,513	13.4%	10.6%	9.4%	9.1%
% of FP17s Relating to Free Repair or Replacements	51	4,513	1.1%	0.9%	0.7%	0.8%
% of FP17s Relating to Continuations	55	4,513	1.2%	1.4%	1.2%	1.3%
% of Patients satisfied with the dentistry they have received	7	9	N/A	93.2%	93.6%	93.2%
% of Patients satisfied with the time they had to wait for an appointment	6	9	N/A	88.6%	89.1%	89.0%

* This is based on patients treated on this contract for their most recent course of treatment. Figures in italics indicate the base number of FP17s or Patient Questionnaire responses are less than 100. N/A is shown where the base number of responses is less than 10 during the period. % is calculated as Quantity/Base number*100

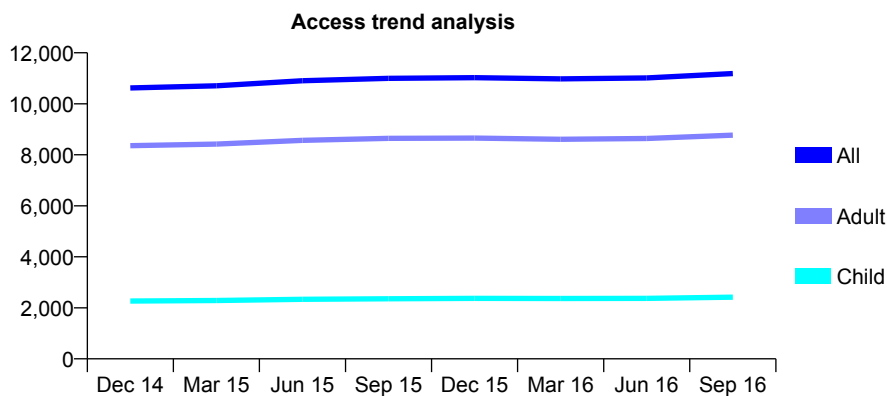
Q66 - Vital Signs At a Glance Contract Report for 101338/0145 - September 2016

Name or company name	Whitecross Dental Care Limited
Contract type name	GDS Contract
Purpose of contract	General
Contract start date	01/10/2012
Contract end date	

16/17 Contracted general activity (UDA)	33,365
Carry forward general activity (UDA)	0
16/17 Contracted orthodontic activity (UOA)	0
Carry forward orthodontic activity (UOA)	0
Baseline contract value	£796,192.15

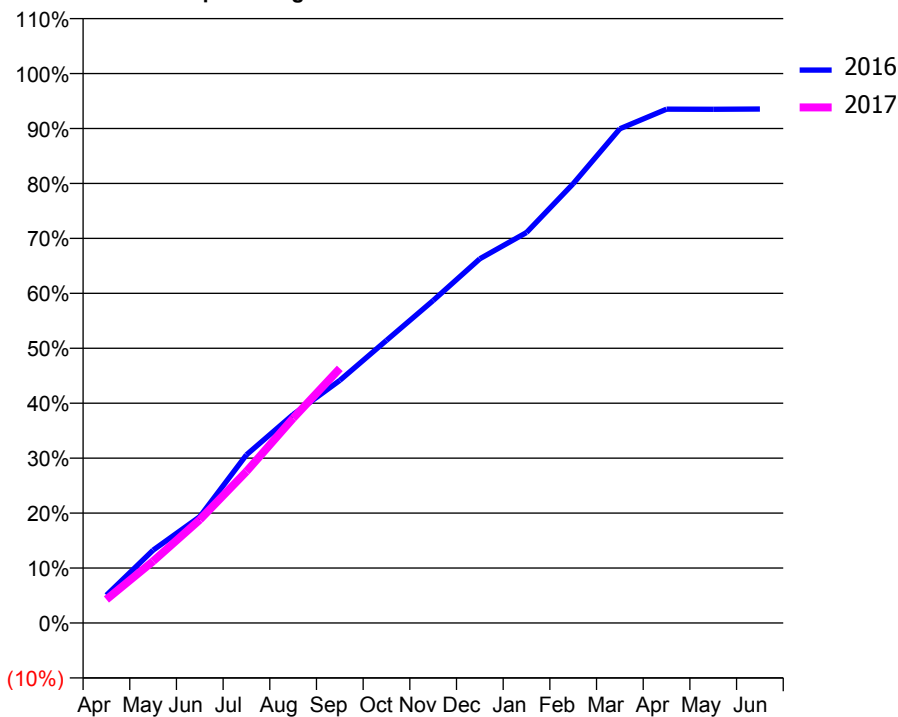
ACCESS*

Patients seen in 24 months	Total	Change since previous quarter
Quarter ending September 2015	11,001	
Quarter ending December 2015	11,027	→
Quarter ending March 2016	10,976	→
Quarter ending June 2016	11,013	→
Quarter ending September 2016	11,188	→
Variance since September 2015	1.7%	→



ACTIVITY

Cumulative percentage of contracted UDA delivered 2016 & 2017



Month	Adjusted Scheduled Activity (UDA)	
	2016	2017
April	1,685	1,428
May	4,427	3,756
June	6,455	6,268
July	10,216	9,201
August	12,661	12,435
September	14,730	15,462
October	17,161	
November	19,578	
December	22,115	
January	23,714	
February	26,676	
March	30,007	
April	31,201	
May	31,195	
June	31,211	

QUALITY

	Quantity	Base Number	Contract	AT	Region	England
% of FP17s for the same patient ID Re-attending within 3 months - Children	109	1,860	5.9%	10.4%	11.8%	12.4%
% of FP17s for the same patient ID Re-attending within 3 months - Adults	760	6,084	12.5%	16.1%	16.6%	16.7%
% of FP17s for the same patient ID Re-attending between 3 & 9 months - Children	1,085	1,860	58.3%	58.5%	60.2%	57.4%
% of FP17s for the same patient ID Re-attending between 3 & 9 months - Adults	2,923	6,084	48.0%	49.6%	52.0%	50.5%
% of FP17s for Band 1 Urgent Courses	396	7,275	5.4%	10.6%	9.4%	9.1%
% of FP17s Relating to Free Repair or Replacements	85	7,275	1.2%	0.9%	0.7%	0.8%
% of FP17s Relating to Continuations	183	7,275	2.5%	1.4%	1.2%	1.3%
% of Patients satisfied with the dentistry they have received	14	15	93.3%	93.2%	93.6%	93.2%
% of Patients satisfied with the time they had to wait for an appointment	10	15	66.7%	88.6%	89.1%	89.0%

* This is based on patients treated on this contract for their most recent course of treatment. Figures in italics indicate the base number of FP17s or Patient Questionnaire responses are less than 100. N/A is shown where the base number of responses is less than 10 during the period. % is calculated as Quantity/Base number*100

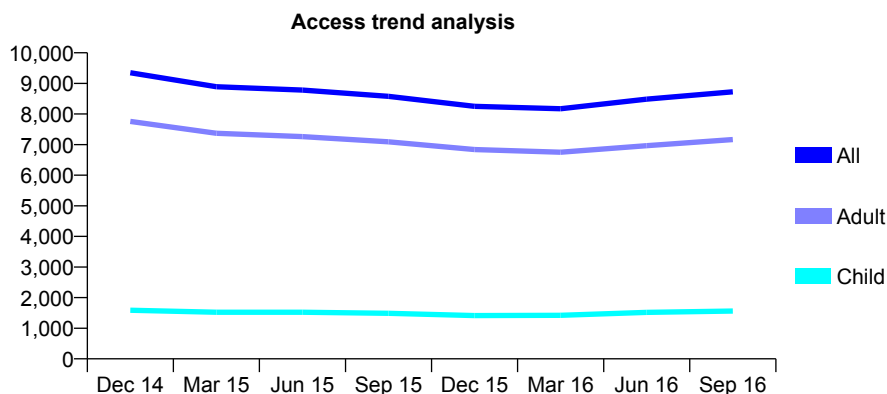
Q66 - Vital Signs At a Glance Contract Report for 101370/0025 - September 2016

Name or company name	Petrie Tucker & Partners Ltd
Contract type name	Pilot Contract
Purpose of contract	General
Contract start date	01/04/2006
Contract end date	

16/17 Contracted general activity (UDA)	38,464
Carry forward general activity (UDA)	0
16/17 Contracted orthodontic activity (UOA)	0
Carry forward orthodontic activity (UOA)	0
Baseline contract value	£976,029.66

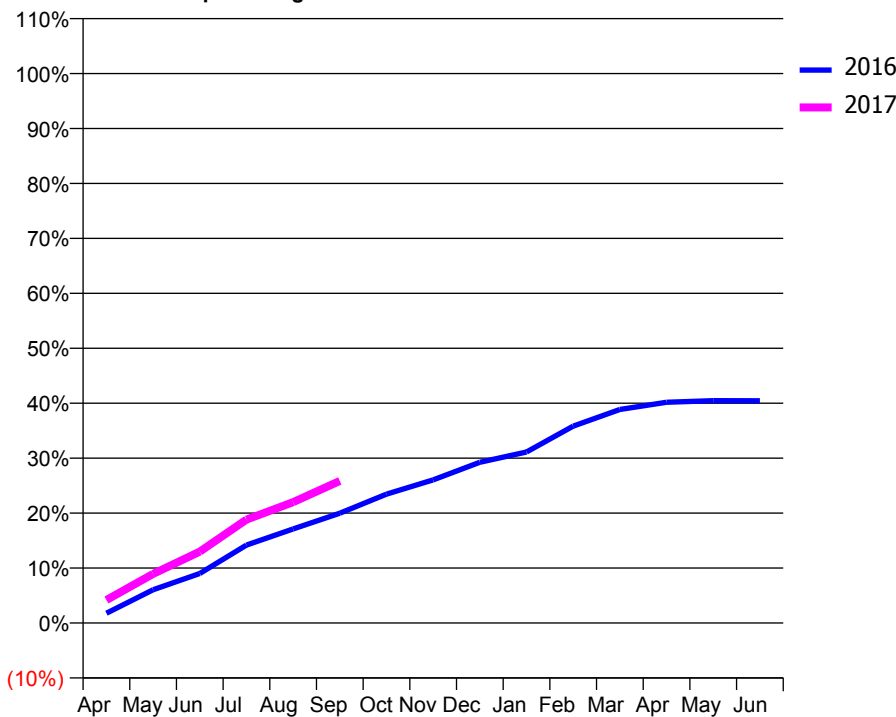
ACCESS*

Patients seen in 24 months	Total	Change since previous quarter
Quarter ending September 2015	8,578	
Quarter ending December 2015	8,252	↓
Quarter ending March 2016	8,174	→
Quarter ending June 2016	8,484	↑
Quarter ending September 2016	8,726	↑
Variance since September 2015	1.7%	→



ACTIVITY

Cumulative percentage of contracted UDA delivered 2016 & 2017



Month	Adjusted Scheduled Activity (UDA)	
	2016	2017
April	682	1,613
May	2,325	3,437
June	3,466	4,995
July	5,453	7,236
August	6,584	8,466
September	7,686	9,946
October	9,017	
November	10,016	
December	11,254	
January	11,971	
February	13,780	
March	14,948	
April	15,448	
May	15,562	
June	15,560	

QUALITY

	Quantity	Base Number	Contract	AT	Region	England
% of FP17s for the same patient ID Re-attending within 3 months - Children	66	1,084	6.1%	10.4%	11.8%	12.4%
% of FP17s for the same patient ID Re-attending within 3 months - Adults	551	4,357	12.6%	16.1%	16.6%	16.7%
% of FP17s for the same patient ID Re-attending between 3 & 9 months - Children	430	1,084	39.7%	58.5%	60.2%	57.4%
% of FP17s for the same patient ID Re-attending between 3 & 9 months - Adults	1,317	4,357	30.2%	49.6%	52.0%	50.5%
% of FP17s for Band 1 Urgent Courses	645	4,996	12.9%	10.6%	9.4%	9.1%
% of FP17s Relating to Free Repair or Replacements	11	4,996	0.2%	0.9%	0.7%	0.8%
% of FP17s Relating to Continuations	52	4,996	1.0%	1.4%	1.2%	1.3%
% of Patients satisfied with the dentistry they have received	9	9	N/A	93.2%	93.6%	93.2%
% of Patients satisfied with the time they had to wait for an appointment	7	9	N/A	88.6%	89.1%	89.0%

* This is based on patients treated on this contract for their most recent course of treatment. Figures in italics indicate the base number of FP17s or Patient Questionnaire responses are less than 100. N/A is shown where the base number of responses is less than 10 during the period. % is calculated as Quantity/Base number*100

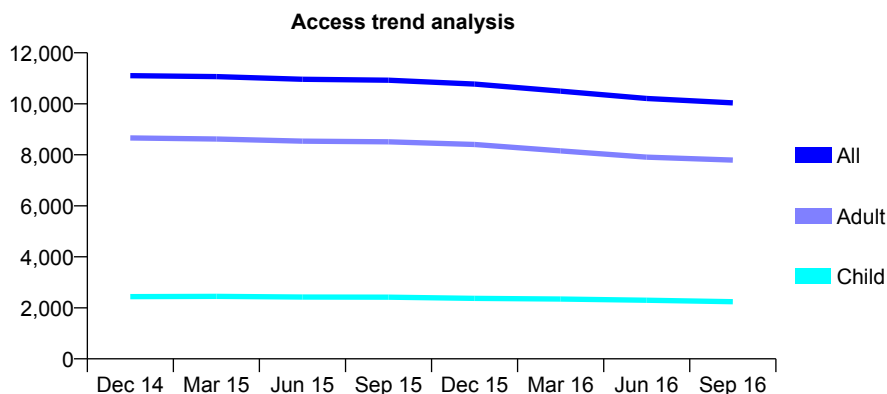
Q66 - Vital Signs At a Glance Contract Report for 101370/0026 - September 2016

Name or company name	Petrie Tucker & Partners Ltd
Contract type name	GDS Contract
Purpose of contract	General
Contract start date	01/04/2006
Contract end date	

16/17 Contracted general activity (UDA)	36,746
Carry forward general activity (UDA)	1,323
16/17 Contracted orthodontic activity (UOA)	0
Carry forward orthodontic activity (UOA)	0
Baseline contract value	£1,062,565.57

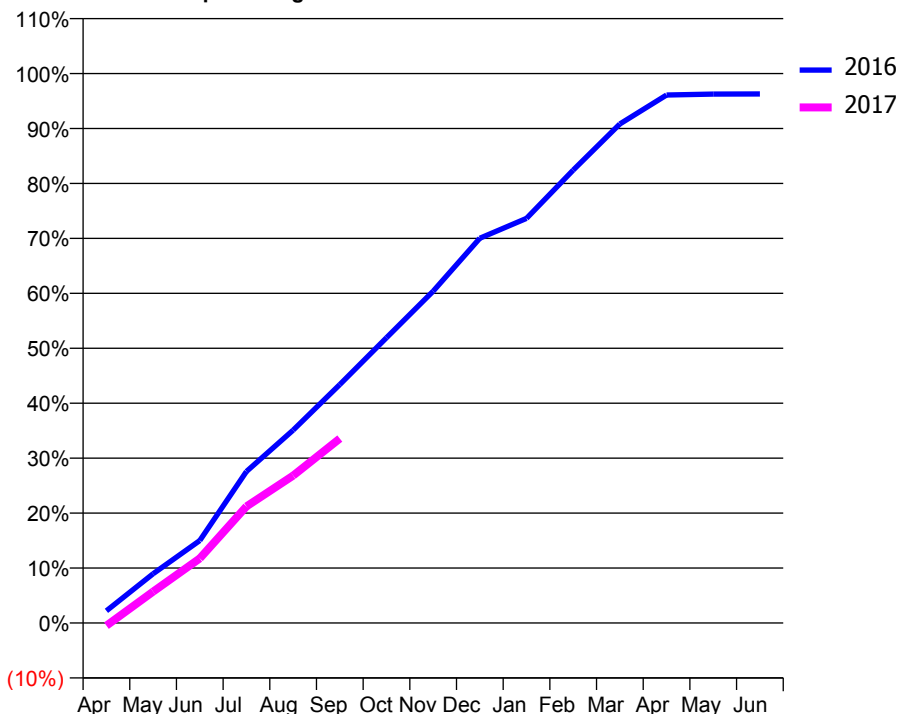
ACCESS*

Patients seen in 24 months	Total	Change since previous quarter
Quarter ending September 2015	10,927	
Quarter ending December 2015	10,775	↓
Quarter ending March 2016	10,497	↓
Quarter ending June 2016	10,208	↓
Quarter ending September 2016	10,036	↓
Variance since September 2015	(8.2%)	↓



ACTIVITY

Cumulative percentage of contracted UDA delivered 2016 & 2017



Month	Adjusted Scheduled Activity (UDA)	
	2016	2017
April	816	-185
May	3,297	2,100
June	5,512	4,324
July	10,137	7,802
August	12,901	9,858
September	15,949	12,336
October	19,080	
November	22,194	
December	25,729	
January	27,062	
February	30,287	
March	33,374	
April	35,310	
May	35,370	
June	35,376	

QUALITY

	Quantity	Base Number	Contract	AT	Region	England
% of FP17s for the same patient ID Re-attending within 3 months - Children	96	1,666	5.8%	10.4%	11.8%	12.4%
% of FP17s for the same patient ID Re-attending within 3 months - Adults	635	4,771	13.3%	16.1%	16.6%	16.7%
% of FP17s for the same patient ID Re-attending between 3 & 9 months - Children	974	1,666	58.5%	58.5%	60.2%	57.4%
% of FP17s for the same patient ID Re-attending between 3 & 9 months - Adults	2,132	4,771	44.7%	49.6%	52.0%	50.5%
% of FP17s for Band 1 Urgent Courses	505	5,800	8.7%	10.6%	9.4%	9.1%
% of FP17s Relating to Free Repair or Replacements	60	5,800	1.0%	0.9%	0.7%	0.8%
% of FP17s Relating to Continuations	114	5,800	2.0%	1.4%	1.2%	1.3%
% of Patients satisfied with the dentistry they have received	8	10	80.0%	93.2%	93.6%	93.2%
% of Patients satisfied with the time they had to wait for an appointment	7	10	70.0%	88.6%	89.1%	89.0%

* This is based on patients treated on this contract for their most recent course of treatment. Figures in italics indicate the base number of FP17s or Patient Questionnaire responses are less than 100. N/A is shown where the base number of responses is less than 10 during the period. % is calculated as Quantity/Base number*100

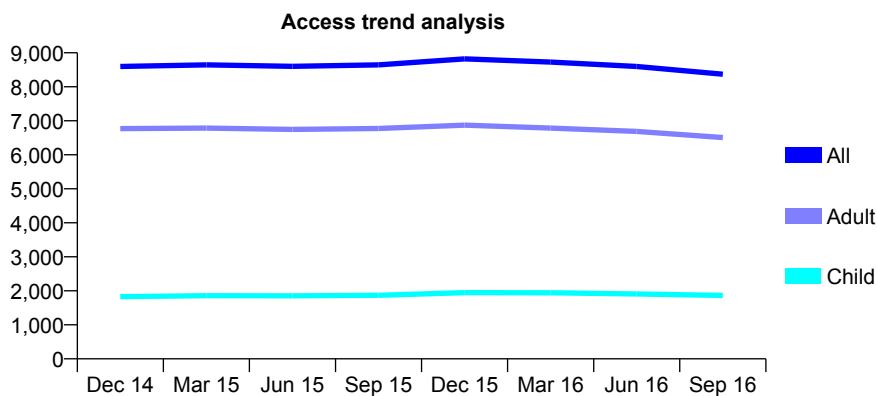
Q66 - Vital Signs At a Glance Contract Report for 101370/0027 - September 2016

Name or company name	Petrie Tucker & Partners Ltd
Contract type name	GDS Contract
Purpose of contract	General
Contract start date	01/04/2006
Contract end date	

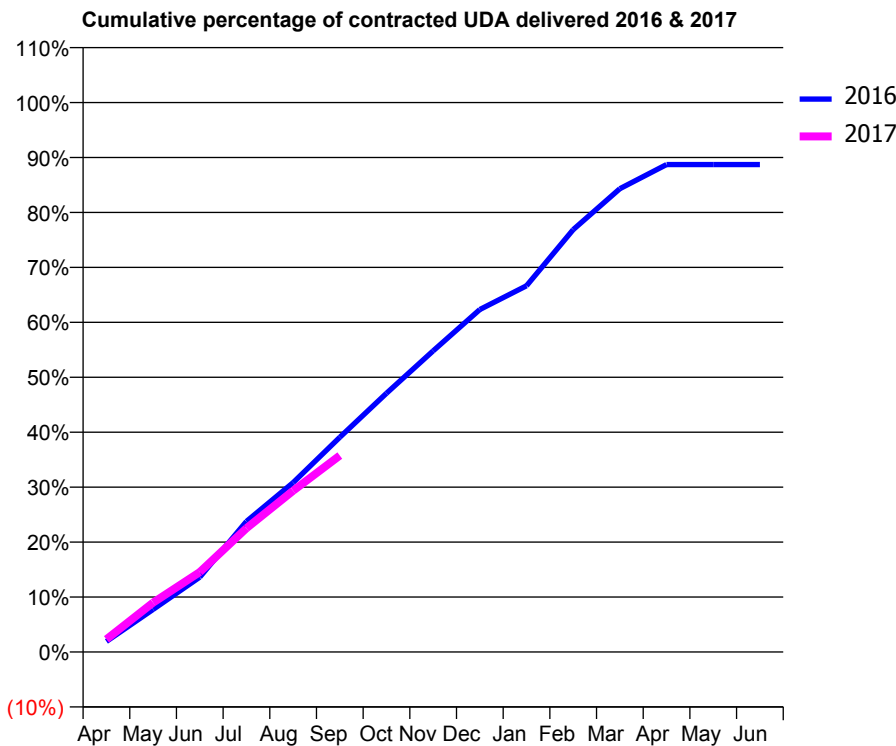
16/17 Contracted general activity (UDA)	23,302
Carry forward general activity (UDA)	0
16/17 Contracted orthodontic activity (UOA)	0
Carry forward orthodontic activity (UOA)	0
Baseline contract value	£697,990.94

ACCESS*

Patients seen in 24 months	Total	Change since previous quarter
Quarter ending September 2015	8,645	
Quarter ending December 2015	8,820	↑
Quarter ending March 2016	8,728	↓
Quarter ending June 2016	8,597	↓
Quarter ending September 2016	8,372	↓
Variance since September 2015	(3.2%)	↓



ACTIVITY



Month	Adjusted Scheduled Activity (UDA)	
	2016	2017
April	450	538
May	1,808	2,097
June	3,174	3,390
July	5,536	5,253
August	7,183	6,838
September	9,105	8,331
October	10,974	
November	12,772	
December	14,526	
January	15,531	
February	17,911	
March	19,646	
April	20,669	
May	20,672	
June	20,672	

QUALITY

	Quantity	Base Number	Contract	AT	Region	England
% of FP17s for the same patient ID Re-attending within 3 months - Children	71	1,251	5.7%	10.4%	11.8%	12.4%
% of FP17s for the same patient ID Re-attending within 3 months - Adults	498	3,677	13.5%	16.1%	16.6%	16.7%
% of FP17s for the same patient ID Re-attending between 3 & 9 months - Children	742	1,251	59.3%	58.5%	60.2%	57.4%
% of FP17s for the same patient ID Re-attending between 3 & 9 months - Adults	1,353	3,677	36.8%	49.6%	52.0%	50.5%
% of FP17s for Band 1 Urgent Courses	387	4,463	8.7%	10.6%	9.4%	9.1%
% of FP17s Relating to Free Repair or Replacements	13	4,463	0.3%	0.9%	0.7%	0.8%
% of FP17s Relating to Continuations	83	4,463	1.9%	1.4%	1.2%	1.3%
% of Patients satisfied with the dentistry they have received	7	7	N/A	93.2%	93.6%	93.2%
% of Patients satisfied with the time they had to wait for an appointment	6	7	N/A	88.6%	89.1%	89.0%

* This is based on patients treated on this contract for their most recent course of treatment. Figures in italics indicate the base number of FP17s or Patient Questionnaire responses are less than 100. N/A is shown where the base number of responses is less than 10 during the period. % is calculated as Quantity/Base number*100

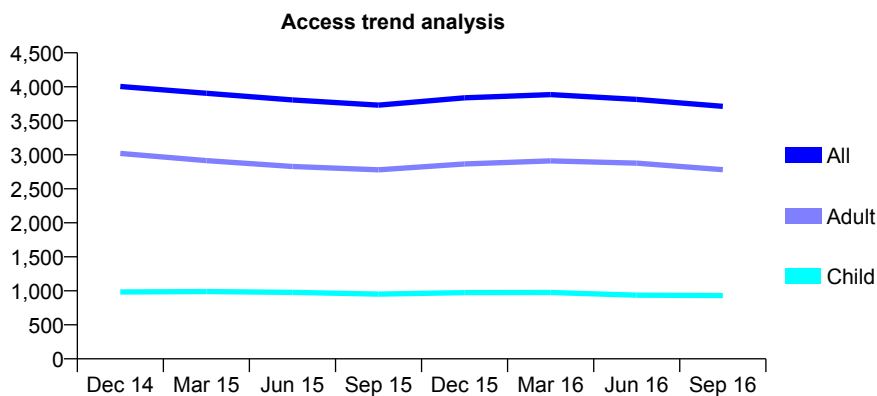
Q66 - Vital Signs At a Glance Contract Report for 101370/0058 - September 2016

Name or company name	Petrie Tucker & Partners Ltd
Contract type name	GDS Contract
Purpose of contract	General
Contract start date	01/04/2006
Contract end date	

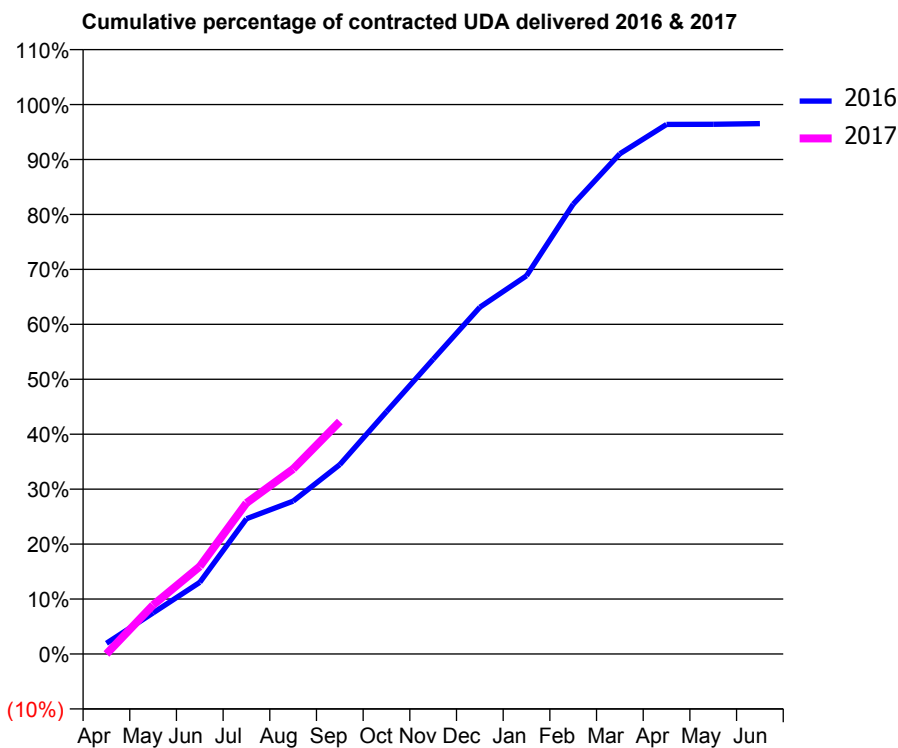
16/17 Contracted general activity (UDA)	11,395
Carry forward general activity (UDA)	395
16/17 Contracted orthodontic activity (UOA)	0
Carry forward orthodontic activity (UOA)	0
Baseline contract value	£325,276.57

ACCESS*

Patients seen in 24 months	Total	Change since previous quarter
Quarter ending September 2015	3,731	
Quarter ending December 2015	3,839	↑
Quarter ending March 2016	3,886	→
Quarter ending June 2016	3,814	↓
Quarter ending September 2016	3,713	↓
Variance since September 2015	(0.5%)	→



ACTIVITY



Month	Adjusted Scheduled Activity (UDA)	
	2016	2017
April	222	0
May	852	1,018
June	1,485	1,816
July	2,804	3,132
August	3,170	3,837
September	3,927	4,821
October	5,024	
November	6,112	
December	7,191	
January	7,842	
February	9,330	
March	10,374	
April	10,981	
May	10,985	
June	11,000	

QUALITY

	Quantity	Base Number	Contract	AT	Region	England
% of FP17s for the same patient ID Re-attending within 3 months - Children	25	580	4.3%	10.4%	11.8%	12.4%
% of FP17s for the same patient ID Re-attending within 3 months - Adults	267	1,678	15.9%	16.1%	16.6%	16.7%
% of FP17s for the same patient ID Re-attending between 3 & 9 months - Children	304	580	52.4%	58.5%	60.2%	57.4%
% of FP17s for the same patient ID Re-attending between 3 & 9 months - Adults	871	1,678	51.9%	49.6%	52.0%	50.5%
% of FP17s for Band 1 Urgent Courses	114	2,038	5.6%	10.6%	9.4%	9.1%
% of FP17s Relating to Free Repair or Replacements	13	2,038	0.6%	0.9%	0.7%	0.8%
% of FP17s Relating to Continuations	55	2,038	2.7%	1.4%	1.2%	1.3%
% of Patients satisfied with the dentistry they have received	2	3	N/A	93.2%	93.6%	93.2%
% of Patients satisfied with the time they had to wait for an appointment	2	3	N/A	88.6%	89.1%	89.0%

* This is based on patients treated on this contract for their most recent course of treatment. Figures in italics indicate the base number of FP17s or Patient Questionnaire responses are less than 100. N/A is shown where the base number of responses is less than 10 during the period. % is calculated as Quantity/Base number*100

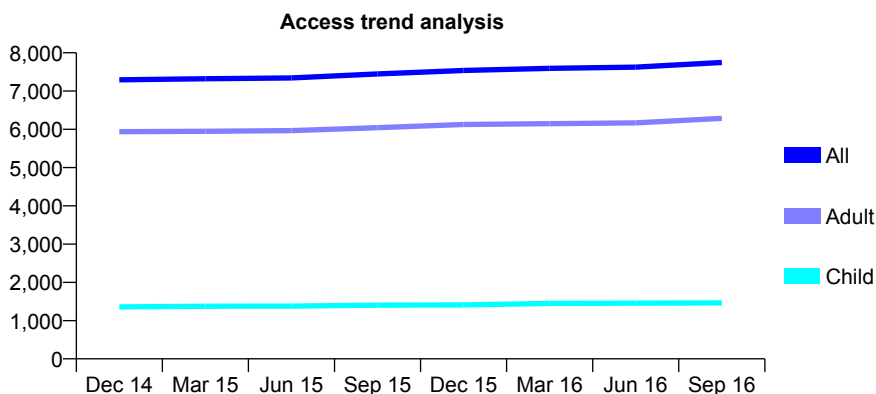
Q66 - Vital Signs At a Glance Contract Report for 101370/0072 - September 2016

Name or company name	Petrie Tucker & Partners Ltd
Contract type name	GDS Contract
Purpose of contract	General
Contract start date	01/07/2006
Contract end date	

16/17 Contracted general activity (UDA)	25,934
Carry forward general activity (UDA)	0
16/17 Contracted orthodontic activity (UOA)	0
Carry forward orthodontic activity (UOA)	0
Baseline contract value	£763,717.97

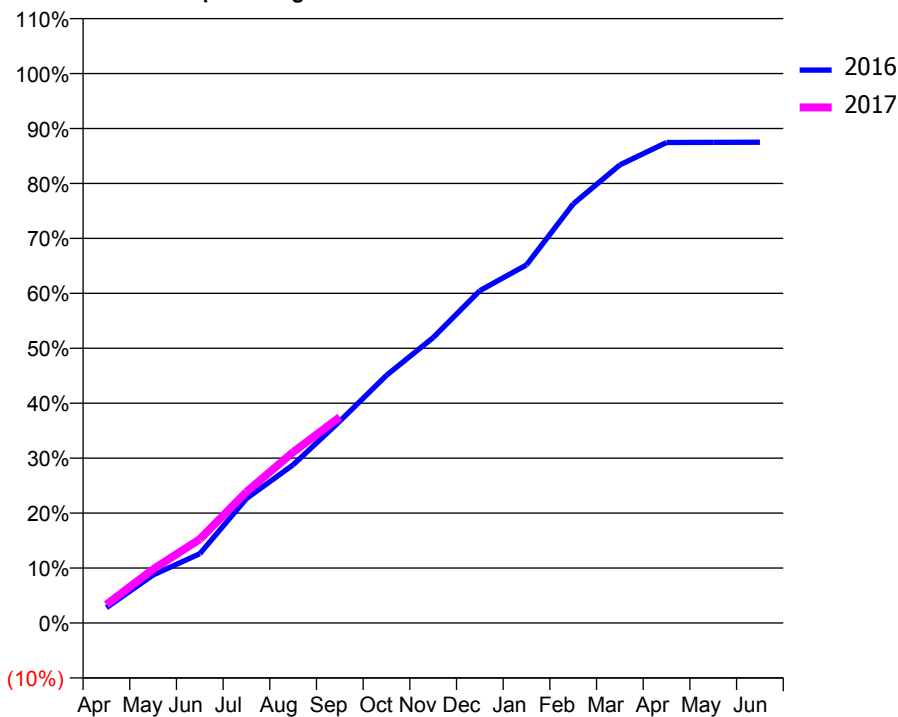
ACCESS*

Patients seen in 24 months	Total	Change since previous quarter
Quarter ending September 2015	7,446	
Quarter ending December 2015	7,538	→
Quarter ending March 2016	7,593	→
Quarter ending June 2016	7,624	→
Quarter ending September 2016	7,748	→
Variance since September 2015	4.1%	↑



ACTIVITY

Cumulative percentage of contracted UDA delivered 2016 & 2017



Month	Adjusted Scheduled Activity (UDA)	
	2016	2017
April	725	874
May	2,267	2,542
June	3,270	3,952
July	5,872	6,189
August	7,464	8,065
September	9,523	9,721
October	11,688	
November	13,468	
December	15,687	
January	16,900	
February	19,774	
March	21,619	
April	22,681	
May	22,686	
June	22,689	

QUALITY

	Quantity	Base Number	Contract	AT	Region	England
% of FP17s for the same patient ID Re-attending within 3 months - Children	138	1,237	11.2%	10.4%	11.8%	12.4%
% of FP17s for the same patient ID Re-attending within 3 months - Adults	716	4,320	16.6%	16.1%	16.6%	16.7%
% of FP17s for the same patient ID Re-attending between 3 & 9 months - Children	733	1,237	59.3%	58.5%	60.2%	57.4%
% of FP17s for the same patient ID Re-attending between 3 & 9 months - Adults	2,120	4,320	49.1%	49.6%	52.0%	50.5%
% of FP17s for Band 1 Urgent Courses	437	5,013	8.7%	10.6%	9.4%	9.1%
% of FP17s Relating to Free Repair or Replacements	72	5,013	1.4%	0.9%	0.7%	0.8%
% of FP17s Relating to Continuations	144	5,013	2.9%	1.4%	1.2%	1.3%
% of Patients satisfied with the dentistry they have received	23	23	100.0%	93.2%	93.6%	93.2%
% of Patients satisfied with the time they had to wait for an appointment	17	23	73.9%	88.6%	89.1%	89.0%

* This is based on patients treated on this contract for their most recent course of treatment. Figures in italics indicate the base number of FP17s or Patient Questionnaire responses are less than 100. N/A is shown where the base number of responses is less than 10 during the period. % is calculated as Quantity/Base number*100

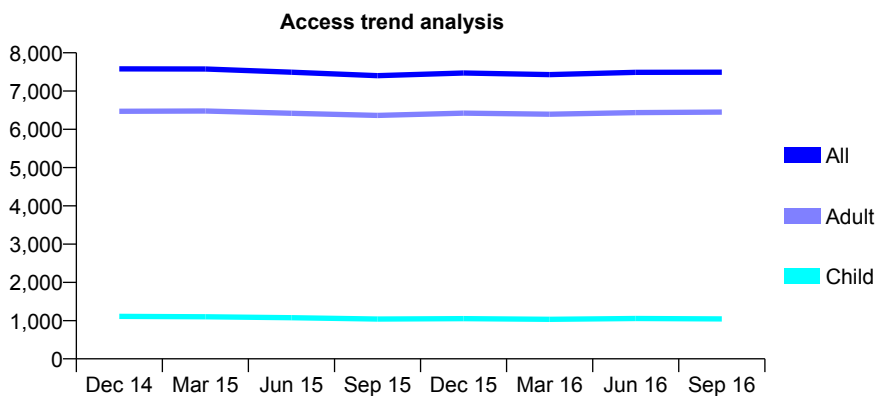
Q66 - Vital Signs At a Glance Contract Report for 101370/0082 - September 2016

Name or company name	Petrie Tucker & Partners Ltd
Contract type name	GDS Contract
Purpose of contract	General
Contract start date	01/04/2007
Contract end date	

16/17 Contracted general activity (UDA)	25,822
Carry forward general activity (UDA)	0
16/17 Contracted orthodontic activity (UOA)	0
Carry forward orthodontic activity (UOA)	0
Baseline contract value	£694,544.29

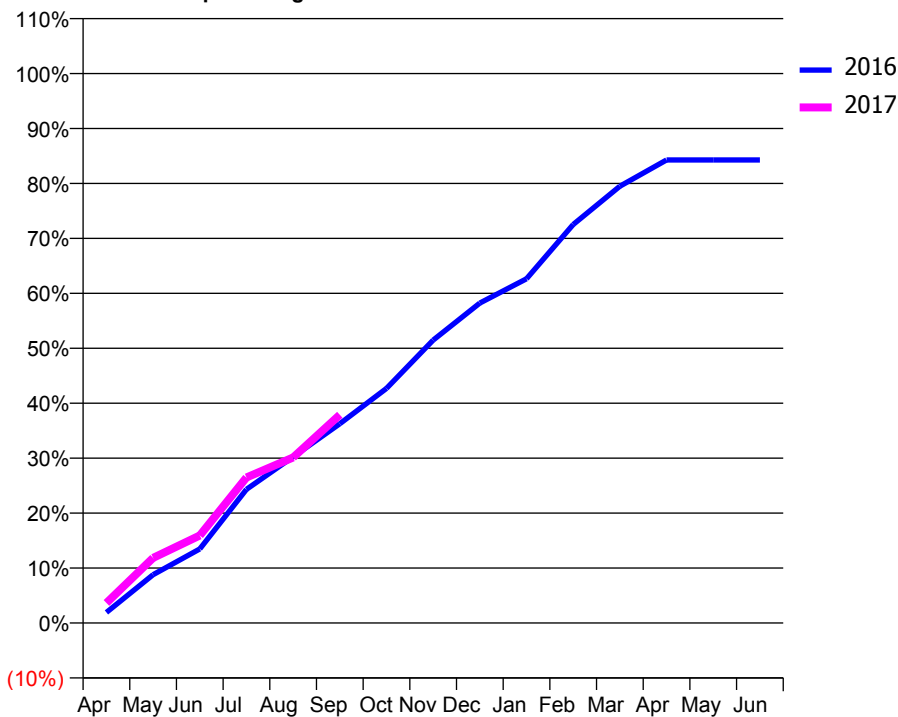
ACCESS*

Patients seen in 24 months	Total	Change since previous quarter
Quarter ending September 2015	7,401	
Quarter ending December 2015	7,473	→
Quarter ending March 2016	7,429	→
Quarter ending June 2016	7,489	→
Quarter ending September 2016	7,494	→
Variance since September 2015	1.3%	→



ACTIVITY

Cumulative percentage of contracted UDA delivered 2016 & 2017



Adjusted Scheduled Activity (UDA)

Month	2016	2017
April	501	941
May	2,270	3,064
June	3,483	4,113
July	6,284	6,841
August	7,808	7,778
September	9,362	9,788
October	11,027	
November	13,295	
December	15,035	
January	16,176	
February	18,726	
March	20,526	
April	21,758	
May	21,758	
June	21,762	

QUALITY

	Quantity	Base Number	Contract	AT	Region	England
% of FP17s for the same patient ID Re-attending within 3 months - Children	39	814	4.8%	10.4%	11.8%	12.4%
% of FP17s for the same patient ID Re-attending within 3 months - Adults	614	4,790	12.8%	16.1%	16.6%	16.7%
% of FP17s for the same patient ID Re-attending between 3 & 9 months - Children	482	814	59.2%	58.5%	60.2%	57.4%
% of FP17s for the same patient ID Re-attending between 3 & 9 months - Adults	2,597	4,790	54.2%	49.6%	52.0%	50.5%
% of FP17s for Band 1 Urgent Courses	273	5,137	5.3%	10.6%	9.4%	9.1%
% of FP17s Relating to Free Repair or Replacements	20	5,137	0.4%	0.9%	0.7%	0.8%
% of FP17s Relating to Continuations	142	5,137	2.8%	1.4%	1.2%	1.3%
% of Patients satisfied with the dentistry they have received	13	14	92.9%	93.2%	93.6%	93.2%
% of Patients satisfied with the time they had to wait for an appointment	14	14	100.0%	88.6%	89.1%	89.0%

* This is based on patients treated on this contract for their most recent course of treatment. Figures in italics indicate the base number of FP17s or Patient Questionnaire responses are less than 100. N/A is shown where the base number of responses is less than 10 during the period. % is calculated as Quantity/Base number*100

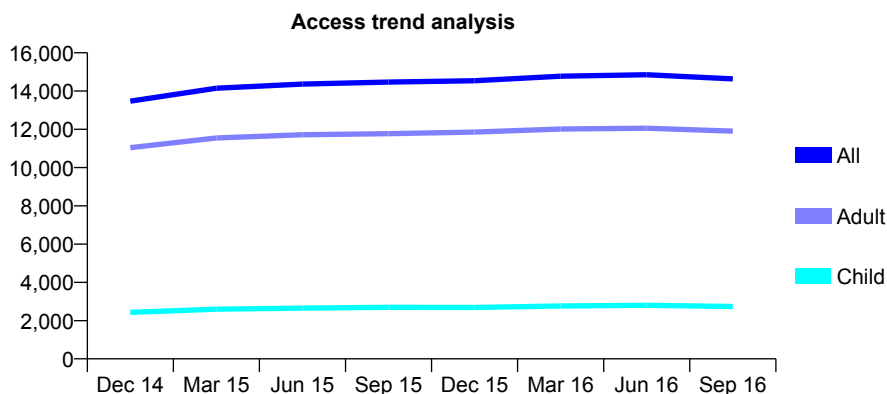
Q66 - Vital Signs At a Glance Contract Report for 101370/0122 - September 2016

Name or company name	Petrie Tucker & Partners Ltd
Contract type name	GDS Contract
Purpose of contract	General
Contract start date	01/04/2009
Contract end date	

16/17 Contracted general activity (UDA)	48,159
Carry forward general activity (UDA)	0
16/17 Contracted orthodontic activity (UOA)	0
Carry forward orthodontic activity (UOA)	0
Baseline contract value	£1,386,576.78

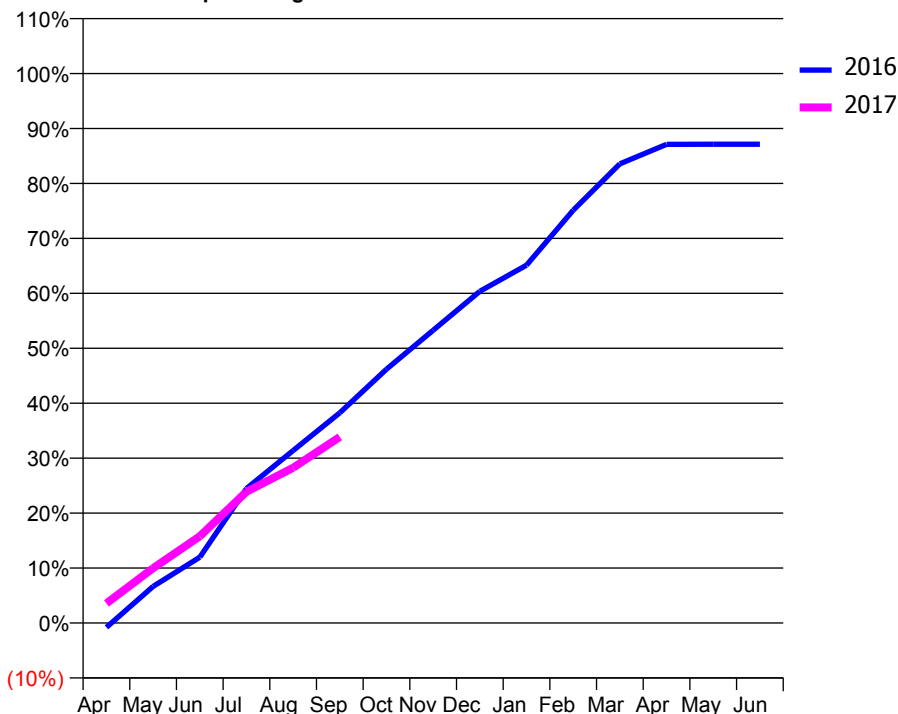
ACCESS*

Patients seen in 24 months	Total	Change since previous quarter
Quarter ending September 2015	14,468	
Quarter ending December 2015	14,542	→
Quarter ending March 2016	14,779	→
Quarter ending June 2016	14,856	→
Quarter ending September 2016	14,637	↓
Variance since September 2015	1.2%	→



ACTIVITY

Cumulative percentage of contracted UDA delivered 2016 & 2017



Month	Adjusted Scheduled Activity (UDA)	
	2016	2017
April	-394	1,729
May	3,206	4,805
June	5,763	7,602
July	11,789	11,505
August	15,121	13,611
September	18,421	16,303
October	22,244	
November	25,657	
December	29,066	
January	31,361	
February	36,173	
March	40,248	
April	41,952	
May	41,966	
June	41,966	

QUALITY

	Quantity	Base Number	Contract	AT	Region	England
% of FP17s for the same patient ID Re-attending within 3 months - Children	107	1,806	5.9%	10.4%	11.8%	12.4%
% of FP17s for the same patient ID Re-attending within 3 months - Adults	776	6,898	11.2%	16.1%	16.6%	16.7%
% of FP17s for the same patient ID Re-attending between 3 & 9 months - Children	1,057	1,806	58.5%	58.5%	60.2%	57.4%
% of FP17s for the same patient ID Re-attending between 3 & 9 months - Adults	3,501	6,898	50.8%	49.6%	52.0%	50.5%
% of FP17s for Band 1 Urgent Courses	630	7,956	7.9%	10.6%	9.4%	9.1%
% of FP17s Relating to Free Repair or Replacements	48	7,956	0.6%	0.9%	0.7%	0.8%
% of FP17s Relating to Continuations	114	7,956	1.4%	1.4%	1.2%	1.3%
% of Patients satisfied with the dentistry they have received	17	18	94.4%	93.2%	93.6%	93.2%
% of Patients satisfied with the time they had to wait for an appointment	14	18	77.8%	88.6%	89.1%	89.0%

* This is based on patients treated on this contract for their most recent course of treatment. Figures in italics indicate the base number of FP17s or Patient Questionnaire responses are less than 100. N/A is shown where the base number of responses is less than 10 during the period. % is calculated as Quantity/Base number*100

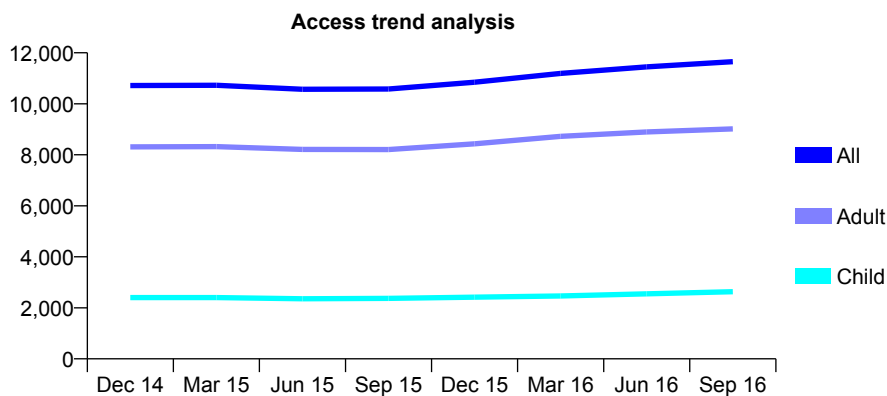
Q66 - Vital Signs At a Glance Contract Report for 101435/0057 - September 2016

Name or company name	IDH Limited
Contract type name	GDS Contract
Purpose of contract	General
Contract start date	01/04/2007
Contract end date	

16/17 Contracted general activity (UDA)	35,973
Carry forward general activity (UDA)	231
16/17 Contracted orthodontic activity (UOA)	0
Carry forward orthodontic activity (UOA)	0
Baseline contract value	£812,356.79

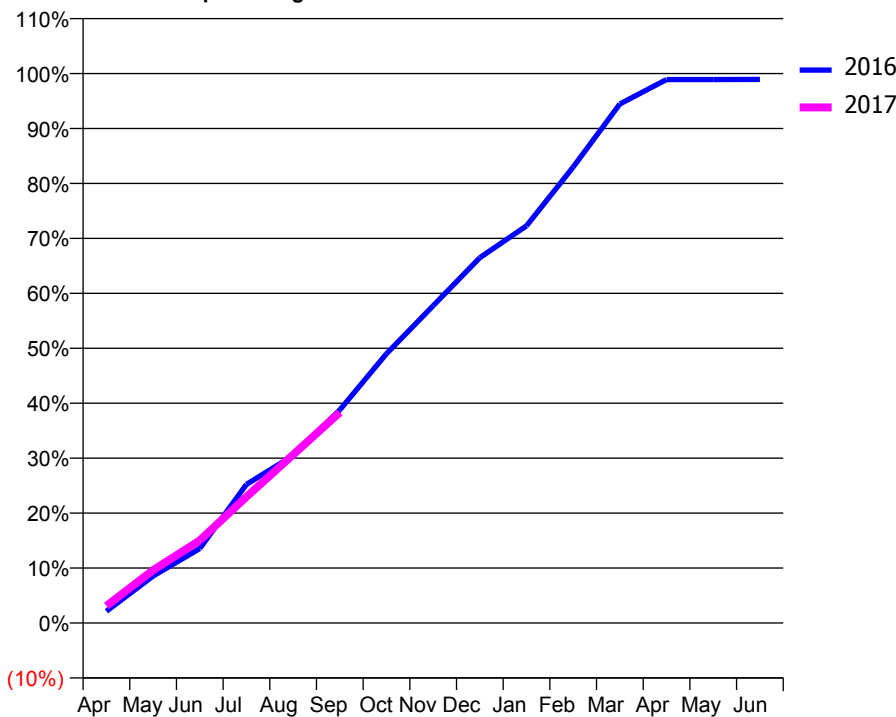
ACCESS*

Patients seen in 24 months	Total	Change since previous quarter
Quarter ending September 2015	10,580	
Quarter ending December 2015	10,847	↑
Quarter ending March 2016	11,190	↑
Quarter ending June 2016	11,446	↑
Quarter ending September 2016	11,650	→
Variance since September 2015	10.1%	↑



ACTIVITY

Cumulative percentage of contracted UDA delivered 2016 & 2017



Month	Adjusted Scheduled Activity (UDA)	
	2016	2017
April	648	1,121
May	2,583	3,460
June	4,092	5,404
July	7,621	8,261
August	9,207	11,017
September	11,718	13,792
October	14,800	
November	17,441	
December	20,075	
January	21,832	
February	25,063	
March	28,527	
April	29,868	
May	29,870	
June	29,875	

QUALITY

	Quantity	Base Number	Contract	AT	Region	England
% of FP17s for the same patient ID Re-attending within 3 months - Children	84	1,724	4.9%	10.4%	11.8%	12.4%
% of FP17s for the same patient ID Re-attending within 3 months - Adults	685	5,553	12.3%	16.1%	16.6%	16.7%
% of FP17s for the same patient ID Re-attending between 3 & 9 months - Children	873	1,724	50.6%	58.5%	60.2%	57.4%
% of FP17s for the same patient ID Re-attending between 3 & 9 months - Adults	2,415	5,553	43.5%	49.6%	52.0%	50.5%
% of FP17s for Band 1 Urgent Courses	592	6,719	8.8%	10.6%	9.4%	9.1%
% of FP17s Relating to Free Repair or Replacements	32	6,719	0.5%	0.9%	0.7%	0.8%
% of FP17s Relating to Continuations	120	6,719	1.8%	1.4%	1.2%	1.3%
% of Patients satisfied with the dentistry they have received	6	7	N/A	93.2%	93.6%	93.2%
% of Patients satisfied with the time they had to wait for an appointment	6	7	N/A	88.6%	89.1%	89.0%

* This is based on patients treated on this contract for their most recent course of treatment. Figures in italics indicate the base number of FP17s or Patient Questionnaire responses are less than 100. N/A is shown where the base number of responses is less than 10 during the period. % is calculated as Quantity/Base number*100

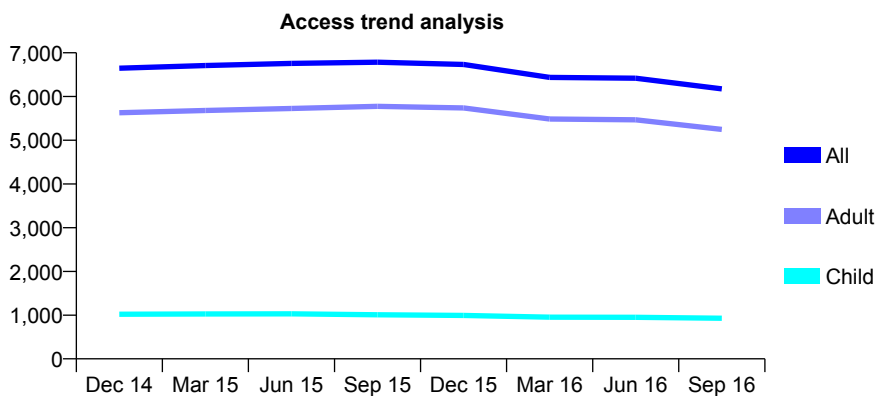
Q66 - Vital Signs At a Glance Contract Report for 101435/0075 - September 2016

Name or company name	IDH Limited
Contract type name	GDS Contract
Purpose of contract	General
Contract start date	10/12/2007
Contract end date	

16/17 Contracted general activity (UDA)	19,750
Carry forward general activity (UDA)	0
16/17 Contracted orthodontic activity (UOA)	0
Carry forward orthodontic activity (UOA)	0
Baseline contract value	£489,128.98

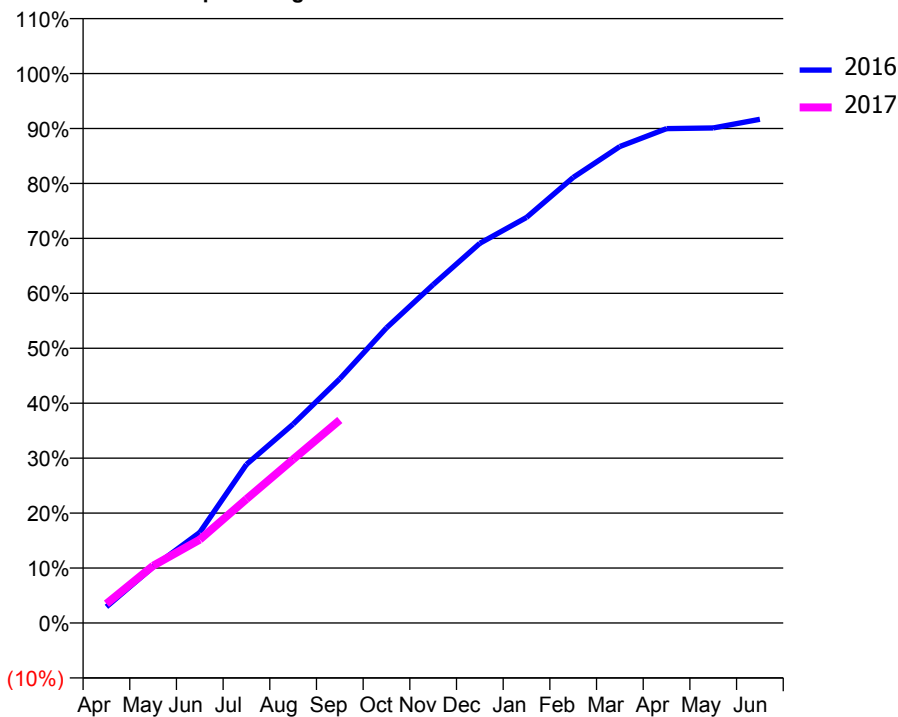
ACCESS*

Patients seen in 24 months	Total	Change since previous quarter
Quarter ending September 2015	6,785	
Quarter ending December 2015	6,732	→
Quarter ending March 2016	6,437	↓
Quarter ending June 2016	6,418	→
Quarter ending September 2016	6,175	↓
Variance since September 2015	(9.0%)	↓



ACTIVITY

Cumulative percentage of contracted UDA delivered 2016 & 2017



Adjusted Scheduled Activity (UDA)

Month	2016	2017
April	580	691
May	2,016	2,057
June	3,255	3,000
July	5,700	4,453
August	7,147	5,881
September	8,780	7,299
October	10,606	
November	12,163	
December	13,649	
January	14,579	
February	16,013	
March	17,126	
April	17,769	
May	17,791	
June	18,103	

QUALITY

	Quantity	Base Number	Contract	AT	Region	England
% of FP17s for the same patient ID Re-attending within 3 months - Children	15	518	2.9%	10.4%	11.8%	12.4%
% of FP17s for the same patient ID Re-attending within 3 months - Adults	356	3,025	11.8%	16.1%	16.6%	16.7%
% of FP17s for the same patient ID Re-attending between 3 & 9 months - Children	196	518	37.8%	58.5%	60.2%	57.4%
% of FP17s for the same patient ID Re-attending between 3 & 9 months - Adults	1,344	3,025	44.4%	49.6%	52.0%	50.5%
% of FP17s for Band 1 Urgent Courses	118	3,169	3.7%	10.6%	9.4%	9.1%
% of FP17s Relating to Free Repair or Replacements	20	3,169	0.6%	0.9%	0.7%	0.8%
% of FP17s Relating to Continuations	86	3,169	2.7%	1.4%	1.2%	1.3%
% of Patients satisfied with the dentistry they have received	5	6	N/A	93.2%	93.6%	93.2%
% of Patients satisfied with the time they had to wait for an appointment	6	6	N/A	88.6%	89.1%	89.0%

* This is based on patients treated on this contract for their most recent course of treatment. Figures in italics indicate the base number of FP17s or Patient Questionnaire responses are less than 100. N/A is shown where the base number of responses is less than 10 during the period. % is calculated as Quantity/Base number*100

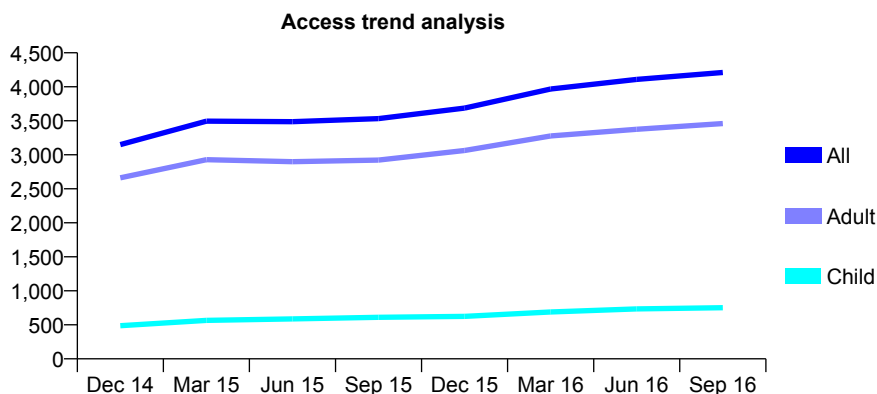
Q66 - Vital Signs At a Glance Contract Report for 102601/0001 - September 2016

Name or company name	Smile Care Plymouth Ltd
Contract type name	PDS Contract
Purpose of contract	General
Contract start date	01/09/2012
Contract end date	31/08/2022

16/17 Contracted general activity (UDA)	14,000
Carry forward general activity (UDA)	196
16/17 Contracted orthodontic activity (UOA)	0
Carry forward orthodontic activity (UOA)	0
Baseline contract value	£324,131.20

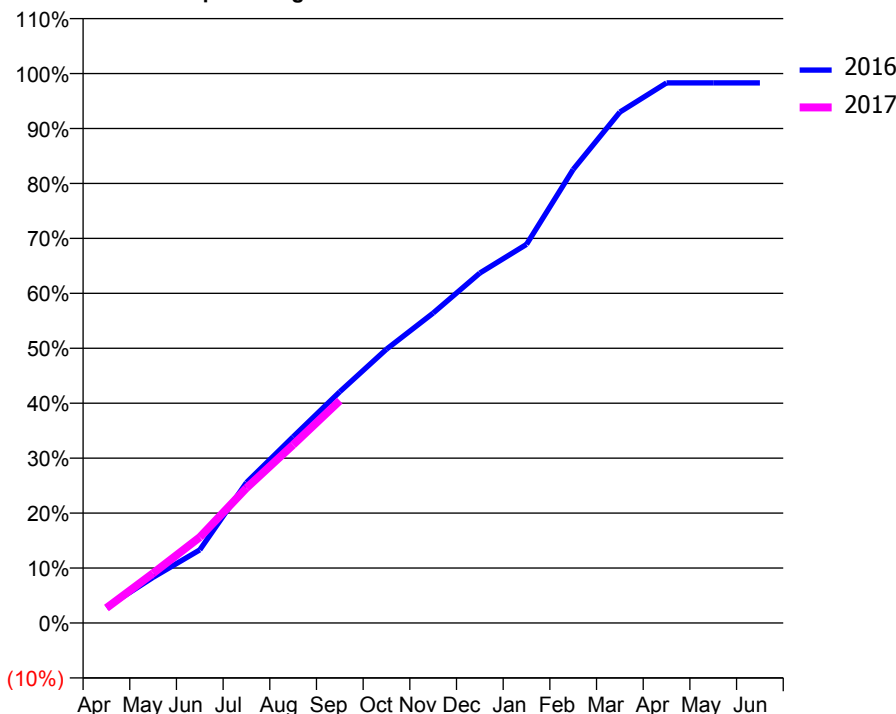
ACCESS*

Patients seen in 24 months	Total	Change since previous quarter
Quarter ending September 2015	3,532	
Quarter ending December 2015	3,687	↑
Quarter ending March 2016	3,967	↑
Quarter ending June 2016	4,109	↑
Quarter ending September 2016	4,211	↑
Variance since September 2015	19.2%	↑



ACTIVITY

Cumulative percentage of contracted UDA delivered 2016 & 2017



Month	Adjusted Scheduled Activity (UDA)	
	2016	2017
April	397	383
May	1,163	1,269
June	1,864	2,186
July	3,580	3,440
August	4,744	4,542
September	5,893	5,666
October	6,976	
November	7,896	
December	8,916	
January	9,648	
February	11,555	
March	13,016	
April	13,760	
May	13,761	
June	13,760	

QUALITY

	Quantity	Base Number	Contract	AT	Region	England
% of FP17s for the same patient ID Re-attending within 3 months - Children	46	440	10.5%	10.4%	11.8%	12.4%
% of FP17s for the same patient ID Re-attending within 3 months - Adults	237	1,931	12.3%	16.1%	16.6%	16.7%
% of FP17s for the same patient ID Re-attending between 3 & 9 months - Children	179	440	40.7%	58.5%	60.2%	57.4%
% of FP17s for the same patient ID Re-attending between 3 & 9 months - Adults	833	1,931	43.1%	49.6%	52.0%	50.5%
% of FP17s for Band 1 Urgent Courses	343	2,157	15.9%	10.6%	9.4%	9.1%
% of FP17s Relating to Free Repair or Replacements	17	2,157	0.8%	0.9%	0.7%	0.8%
% of FP17s Relating to Continuations	3	2,157	0.1%	1.4%	1.2%	1.3%
% of Patients satisfied with the dentistry they have received	3	3	N/A	93.2%	93.6%	93.2%
% of Patients satisfied with the time they had to wait for an appointment	3	3	N/A	88.6%	89.1%	89.0%

* This is based on patients treated on this contract for their most recent course of treatment. Figures in italics indicate the base number of FP17s or Patient Questionnaire responses are less than 100. N/A is shown where the base number of responses is less than 10 during the period. % is calculated as Quantity/Base number*100

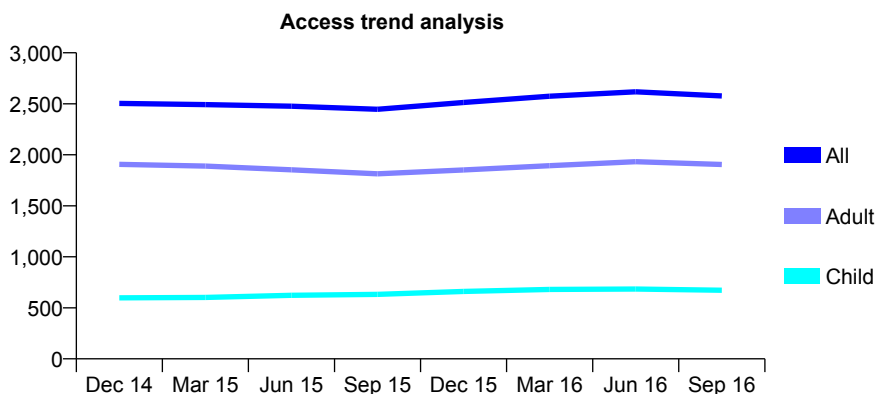
Q66 - Vital Signs At a Glance Contract Report for 102601/0002 - September 2016

Name or company name	Smile Care Plymouth Ltd
Contract type name	PDS Contract
Purpose of contract	General
Contract start date	01/09/2012
Contract end date	31/08/2022

16/17 Contracted general activity (UDA)	7,000
Carry forward general activity (UDA)	-134
16/17 Contracted orthodontic activity (UOA)	0
Carry forward orthodontic activity (UOA)	0
Baseline contract value	£162,065.60

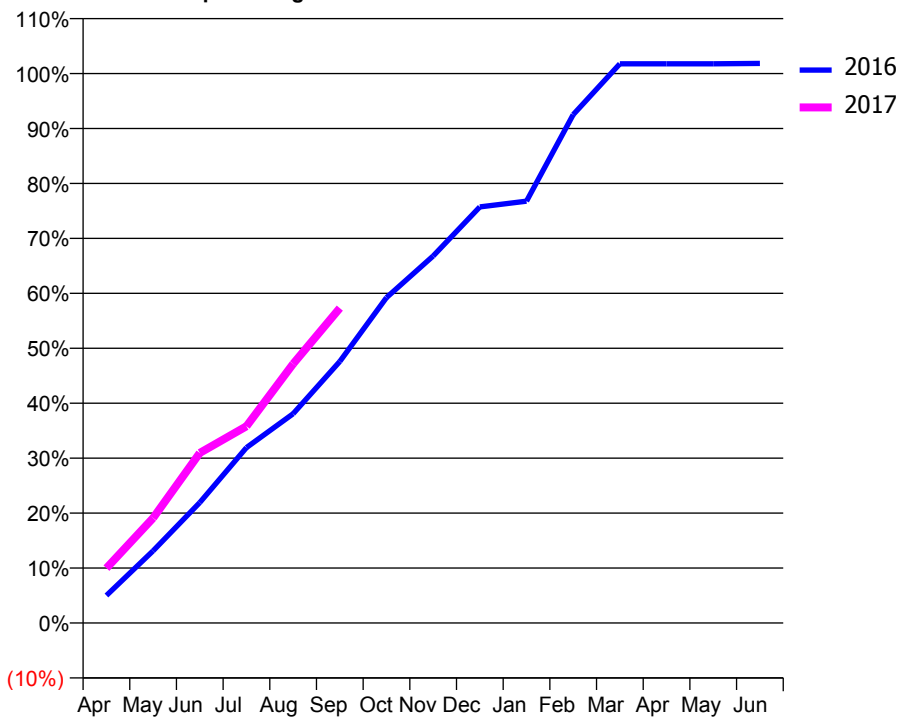
ACCESS*

Patients seen in 24 months	Total	Change since previous quarter
Quarter ending September 2015	2,446	
Quarter ending December 2015	2,513	↑
Quarter ending March 2016	2,574	↑
Quarter ending June 2016	2,617	→
Quarter ending September 2016	2,577	↓
Variance since September 2015	5.4%	↑



ACTIVITY

Cumulative percentage of contracted UDA delivered 2016 & 2017



Adjusted Scheduled Activity (UDA)

Month	2016	2017
April	351	698
May	919	1,337
June	1,535	2,167
July	2,234	2,507
August	2,666	3,302
September	3,331	4,011
October	4,146	
November	4,676	
December	5,300	
January	5,374	
February	6,475	
March	7,124	
April	7,123	
May	7,123	
June	7,128	

QUALITY

	Quantity	Base Number	Contract	AT	Region	England
% of FP17s for the same patient ID Re-attending within 3 months - Children	22	359	6.1%	10.4%	11.8%	12.4%
% of FP17s for the same patient ID Re-attending within 3 months - Adults	102	976	10.5%	16.1%	16.6%	16.7%
% of FP17s for the same patient ID Re-attending between 3 & 9 months - Children	119	359	33.1%	58.5%	60.2%	57.4%
% of FP17s for the same patient ID Re-attending between 3 & 9 months - Adults	315	976	32.3%	49.6%	52.0%	50.5%
% of FP17s for Band 1 Urgent Courses	144	1,333	10.8%	10.6%	9.4%	9.1%
% of FP17s Relating to Free Repair or Replacements	3	1,333	0.2%	0.9%	0.7%	0.8%
% of FP17s Relating to Continuations	1	1,333	0.1%	1.4%	1.2%	1.3%
% of Patients satisfied with the dentistry they have received	4	4	N/A	93.2%	93.6%	93.2%
% of Patients satisfied with the time they had to wait for an appointment	4	4	N/A	88.6%	89.1%	89.0%

* This is based on patients treated on this contract for their most recent course of treatment. Figures in italics indicate the base number of FP17s or Patient Questionnaire responses are less than 100. N/A is shown where the base number of responses is less than 10 during the period. % is calculated as Quantity/Base number*100

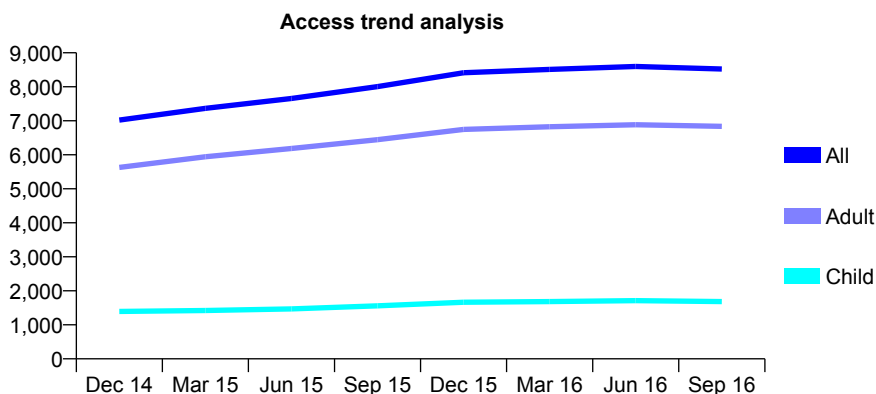
Q66 - Vital Signs At a Glance Contract Report for 102849/0001 - September 2016

Name or company name	Kings Avenue Partnership
Contract type name	GDS Contract
Purpose of contract	General
Contract start date	06/12/2013
Contract end date	

16/17 Contracted general activity (UDA)	26,339
Carry forward general activity (UDA)	-332
16/17 Contracted orthodontic activity (UOA)	0
Carry forward orthodontic activity (UOA)	0
Baseline contract value	£643,095.76

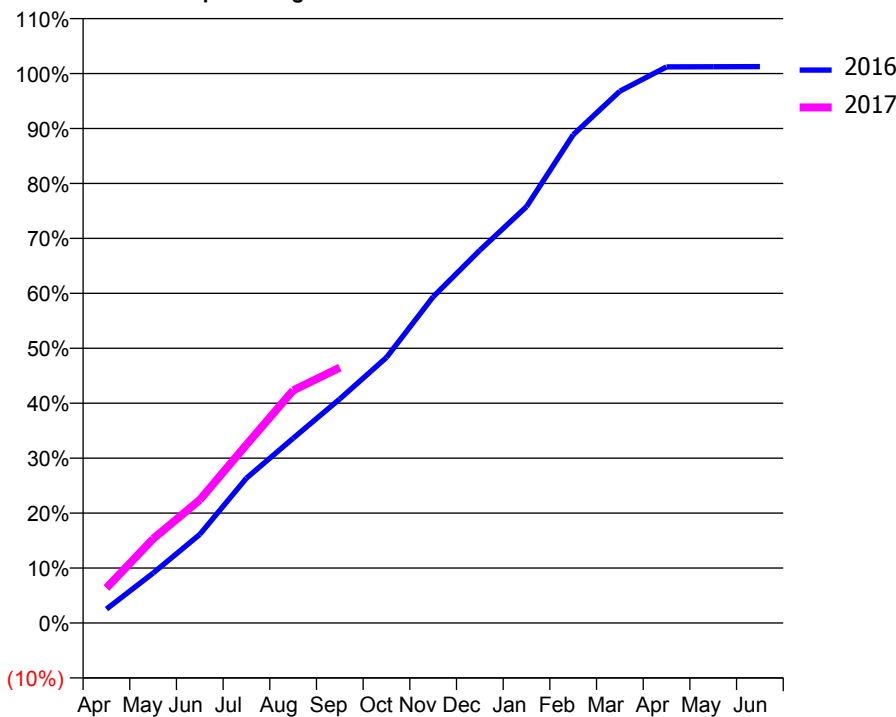
ACCESS*

Patients seen in 24 months	Total	Change since previous quarter
Quarter ending September 2015	8,006	
Quarter ending December 2015	8,412	↑
Quarter ending March 2016	8,510	→
Quarter ending June 2016	8,597	→
Quarter ending September 2016	8,522	→
Variance since September 2015	6.4%	↑



ACTIVITY

Cumulative percentage of contracted UDA delivered 2016 & 2017



Month	Adjusted Scheduled Activity (UDA)	
	2016	2017
April	665	1,680
May	2,394	4,039
June	4,245	5,903
July	6,947	8,551
August	8,854	11,149
September	10,743	12,242
October	12,727	
November	15,640	
December	17,866	
January	19,957	
February	23,405	
March	25,491	
April	26,656	
May	26,663	
June	26,671	

QUALITY

	Quantity	Base Number	Contract	AT	Region	England
% of FP17s for the same patient ID Re-attending within 3 months - Children	112	1,246	9.0%	10.4%	11.8%	12.4%
% of FP17s for the same patient ID Re-attending within 3 months - Adults	872	4,809	18.1%	16.1%	16.6%	16.7%
% of FP17s for the same patient ID Re-attending between 3 & 9 months - Children	784	1,246	62.9%	58.5%	60.2%	57.4%
% of FP17s for the same patient ID Re-attending between 3 & 9 months - Adults	2,585	4,809	53.8%	49.6%	52.0%	50.5%
% of FP17s for Band 1 Urgent Courses	538	5,508	9.8%	10.6%	9.4%	9.1%
% of FP17s Relating to Free Repair or Replacements	191	5,508	3.5%	0.9%	0.7%	0.8%
% of FP17s Relating to Continuations	95	5,508	1.7%	1.4%	1.2%	1.3%
% of Patients satisfied with the dentistry they have received	14	15	93.3%	93.2%	93.6%	93.2%
% of Patients satisfied with the time they had to wait for an appointment	12	15	80.0%	88.6%	89.1%	89.0%

* This is based on patients treated on this contract for their most recent course of treatment. Figures in italics indicate the base number of FP17s or Patient Questionnaire responses are less than 100. N/A is shown where the base number of responses is less than 10 during the period. % is calculated as Quantity/Base number*100

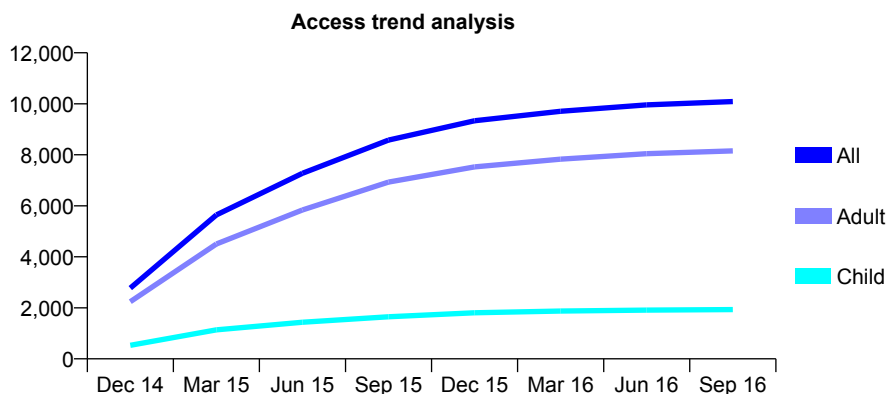
Q66 - Vital Signs At a Glance Contract Report for 106828/0001 - September 2016

Name or company name	Fairfield House
Contract type name	GDS Contract
Purpose of contract	General and Orthodontic
Contract start date	01/10/2014
Contract end date	

16/17 Contracted general activity (UDA)	29,644
Carry forward general activity (UDA)	-593
16/17 Contracted orthodontic activity (UOA)	27
Carry forward orthodontic activity (UOA)	0
Baseline contract value	£748,532.82

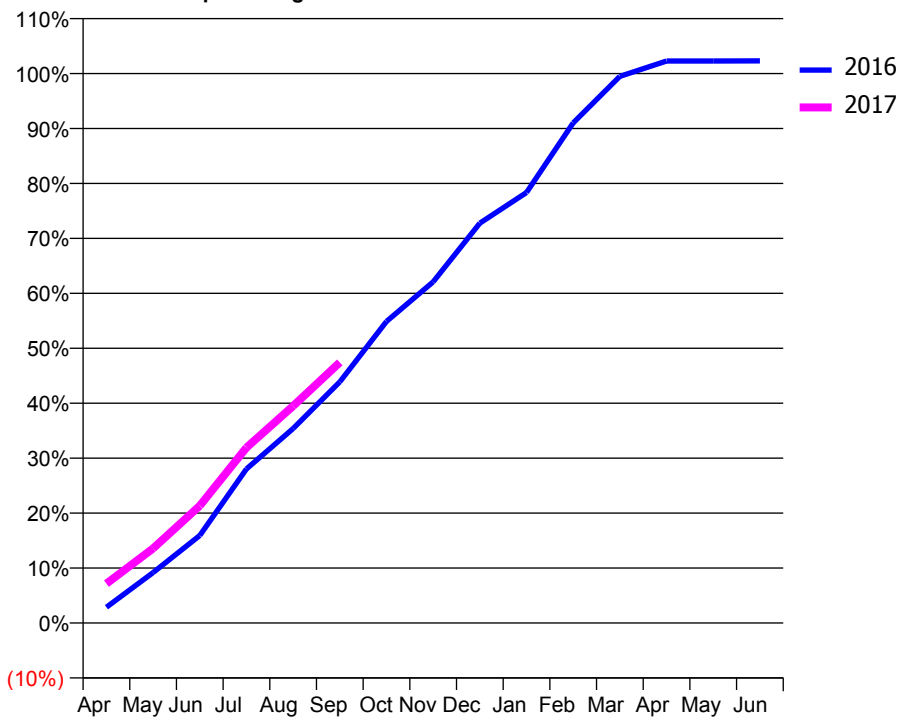
ACCESS*

Patients seen in 24 months	Total	Change since previous quarter
Quarter ending September 2015	8,580	
Quarter ending December 2015	9,335	↑
Quarter ending March 2016	9,706	↑
Quarter ending June 2016	9,957	↑
Quarter ending September 2016	10,090	→
Variance since September 2015	17.6%	↑



ACTIVITY

Cumulative percentage of contracted UDA delivered 2016 & 2017



Month	Adjusted Scheduled Activity (UDA)	
	2016	2017
April	851	2,126
May	2,724	4,025
June	4,722	6,328
July	8,315	9,467
August	10,489	11,704
September	13,010	14,061
October	16,267	
November	18,406	
December	21,572	
January	23,224	
February	26,977	
March	29,489	
April	30,319	
May	30,317	
June	30,323	

QUALITY

	Quantity	Base Number	Contract	AT	Region	England
% of FP17s for the same patient ID Re-attending within 3 months - Children	153	1,516	10.1%	10.4%	11.8%	12.4%
% of FP17s for the same patient ID Re-attending within 3 months - Adults	1,352	6,324	21.4%	16.1%	16.6%	16.7%
% of FP17s for the same patient ID Re-attending between 3 & 9 months - Children	937	1,516	61.8%	58.5%	60.2%	57.4%
% of FP17s for the same patient ID Re-attending between 3 & 9 months - Adults	3,279	6,324	51.9%	49.6%	52.0%	50.5%
% of FP17s for Band 1 Urgent Courses	520	6,842	7.6%	10.6%	9.4%	9.1%
% of FP17s Relating to Free Repair or Replacements	148	6,842	2.2%	0.9%	0.7%	0.8%
% of FP17s Relating to Continuations	86	6,842	1.3%	1.4%	1.2%	1.3%
% of Patients satisfied with the dentistry they have received	18	18	100.0%	93.2%	93.6%	93.2%
% of Patients satisfied with the time they had to wait for an appointment	18	18	100.0%	88.6%	89.1%	89.0%

* This is based on patients treated on this contract for their most recent course of treatment. Figures in italics indicate the base number of FP17s or Patient Questionnaire responses are less than 100. N/A is shown where the base number of responses is less than 10 during the period. % is calculated as Quantity/Base number*100

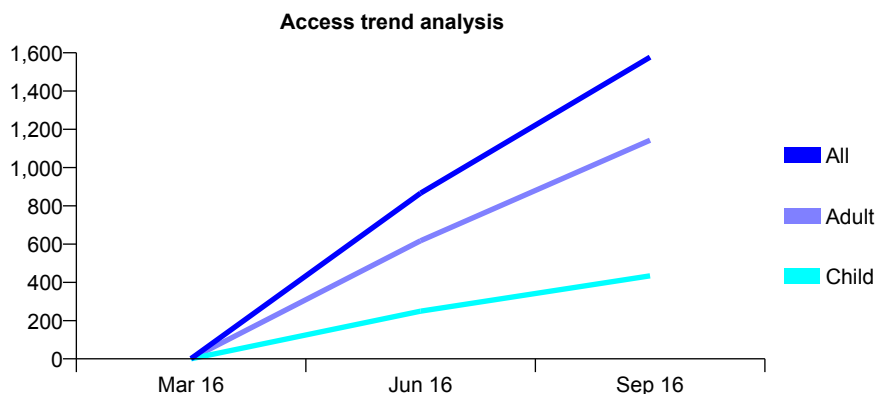
Q66 - Vital Signs At a Glance Contract Report for 107956/0002 - September 2016

Name or company name	Smile Care (Cornwall) Ltd
Contract type name	PDS Contract
Purpose of contract	General
Contract start date	15/01/2016
Contract end date	14/01/2021

16/17 Contracted general activity (UDA)	14,000
Carry forward general activity (UDA)	0
16/17 Contracted orthodontic activity (UOA)	0
Carry forward orthodontic activity (UOA)	0
Baseline contract value	£342,885.92

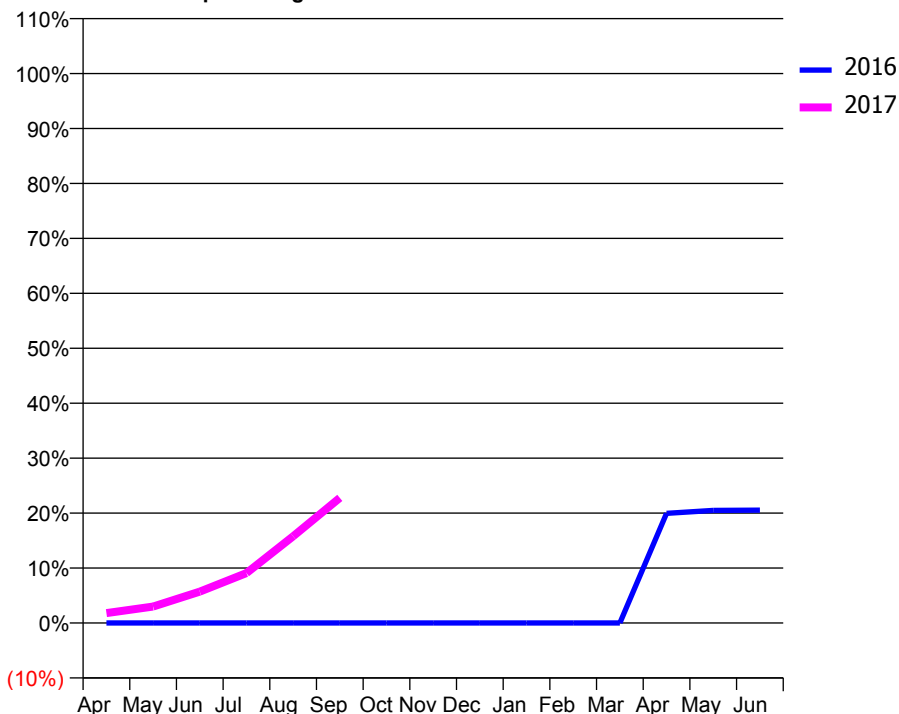
ACCESS*

Patients seen in 24 months	Total	Change since previous quarter
Quarter ending September 2015	0	
Quarter ending December 2015	0	
Quarter ending March 2016	1	
Quarter ending June 2016	866	↑
Quarter ending September 2016	1,577	↑
Variance since September 2015	N/A	



ACTIVITY

Cumulative percentage of contracted UDA delivered 2016 & 2017



Month	Adjusted Scheduled Activity (UDA)	
	2016	2017
April	0	253
May	0	419
June	0	800
July	0	1,271
August	0	2,211
September	0	3,189
October	0	
November	0	
December	0	
January	0	
February	0	
March	0	
April	593	
May	610	
June	611	

QUALITY

	Quantity	Base Number	Contract	AT	Region	England
% of FP17s for the same patient ID Re-attending within 3 months - Children	9	502	1.8%	10.4%	11.8%	12.4%
% of FP17s for the same patient ID Re-attending within 3 months - Adults	90	1,373	6.6%	16.1%	16.6%	16.7%
% of FP17s for the same patient ID Re-attending between 3 & 9 months - Children	59	502	11.8%	58.5%	60.2%	57.4%
% of FP17s for the same patient ID Re-attending between 3 & 9 months - Adults	115	1,373	8.4%	49.6%	52.0%	50.5%
% of FP17s for Band 1 Urgent Courses	143	1,488	9.6%	10.6%	9.4%	9.1%
% of FP17s Relating to Free Repair or Replacements	0	1,488	0.0%	0.9%	0.7%	0.8%
% of FP17s Relating to Continuations	8	1,488	0.5%	1.4%	1.2%	1.3%
% of Patients satisfied with the dentistry they have received	0	0	N/A	93.2%	93.6%	93.2%
% of Patients satisfied with the time they had to wait for an appointment	0	0	N/A	88.6%	89.1%	89.0%

* This is based on patients treated on this contract for their most recent course of treatment. Figures in italics indicate the base number of FP17s or Patient Questionnaire responses are less than 100. N/A is shown where the base number of responses is less than 10 during the period. % is calculated as Quantity/Base number*100

Q66 - Vital Signs At a Glance Contract Report for 107956/0003 - September 2016


Name or company name	Smile Care (Cornwall) Ltd
Contract type name	PDS Contract
Purpose of contract	General
Contract start date	01/04/2016
Contract end date	31/03/2021

16/17 Contracted general activity (UDA)	7,000
Carry forward general activity (UDA)	0
16/17 Contracted orthodontic activity (UOA)	0
Carry forward orthodontic activity (UOA)	0
Baseline contract value	£164,299.50

ACCESS*

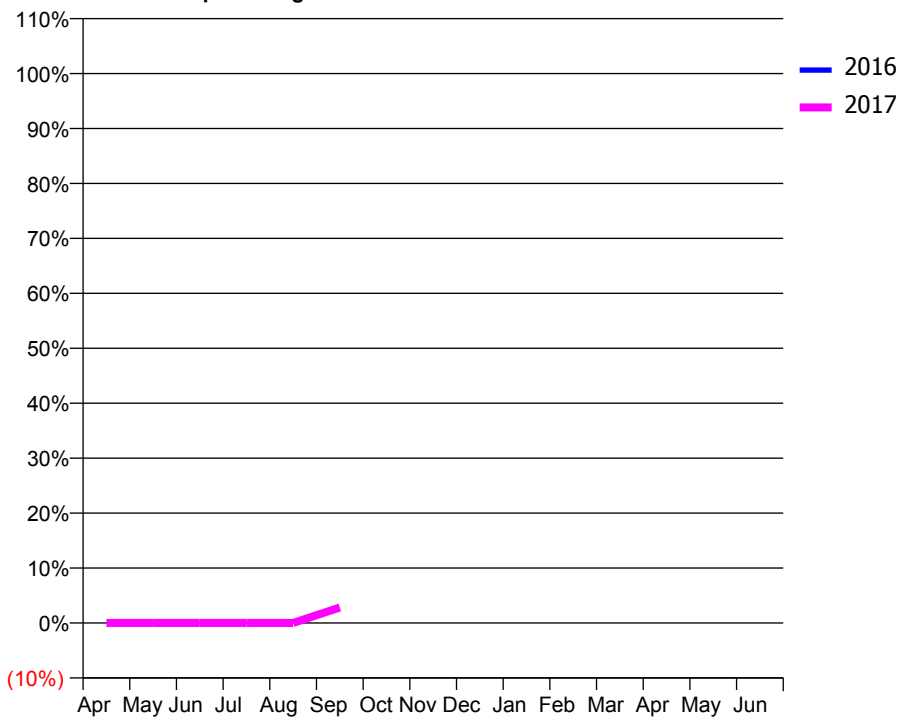
Patients seen in 24 months	Total	Change since previous quarter
Quarter ending September 2015	0	
Quarter ending December 2015	0	
Quarter ending March 2016	0	
Quarter ending June 2016	0	
Quarter ending September 2016	193	↑
Variance since September 2015	N/A	

Access trend analysis



ACTIVITY

Cumulative percentage of contracted UDA delivered 2016 & 2017



Month	Adjusted Scheduled Activity (UDA)	
	2016	2017
April	0	0
May	0	0
June	0	0
July	0	0
August	0	0
September	0	198
October	0	
November	0	
December	0	
January	0	
February	0	
March	0	
April	0	
May	0	
June	0	

QUALITY

	Quantity	Base Number	Contract	AT	Region	England
% of FP17s for the same patient ID Re-attending within 3 months - Children	0	24	0.0%	10.4%	11.8%	12.4%
% of FP17s for the same patient ID Re-attending within 3 months - Adults	1	152	0.7%	16.1%	16.6%	16.7%
% of FP17s for the same patient ID Re-attending between 3 & 9 months - Children	0	24	0.0%	58.5%	60.2%	57.4%
% of FP17s for the same patient ID Re-attending between 3 & 9 months - Adults	0	152	0.0%	49.6%	52.0%	50.5%
% of FP17s for Band 1 Urgent Courses	2	176	1.1%	10.6%	9.4%	9.1%
% of FP17s Relating to Free Repair or Replacements	0	176	0.0%	0.9%	0.7%	0.8%
% of FP17s Relating to Continuations	0	176	0.0%	1.4%	1.2%	1.3%
% of Patients satisfied with the dentistry they have received	0	0	N/A	93.2%	93.6%	93.2%
% of Patients satisfied with the time they had to wait for an appointment	0	0	N/A	88.6%	89.1%	89.0%

* This is based on patients treated on this contract for their most recent course of treatment. Figures in italics indicate the base number of FP17s or Patient Questionnaire responses are less than 100. N/A is shown where the base number of responses is less than 10 during the period. % is calculated as Quantity/Base number*100

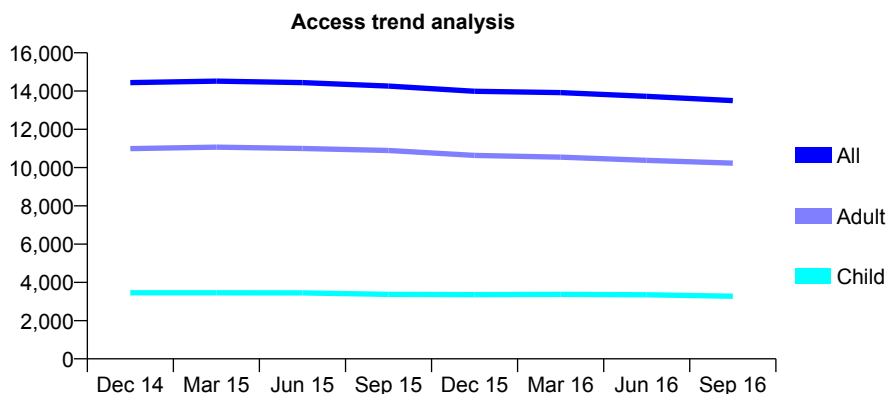
Q66 - Vital Signs At a Glance Contract Report for 107980/0001 - September 2016

Name or company name	BM Pearson Ltd
Contract type name	GDS Contract
Purpose of contract	General and Orthodontic
Contract start date	01/10/2006
Contract end date	

16/17 Contracted general activity (UDA)	36,550
Carry forward general activity (UDA)	-484
16/17 Contracted orthodontic activity (UOA)	210
Carry forward orthodontic activity (UOA)	0
Baseline contract value	£1,199,594.99

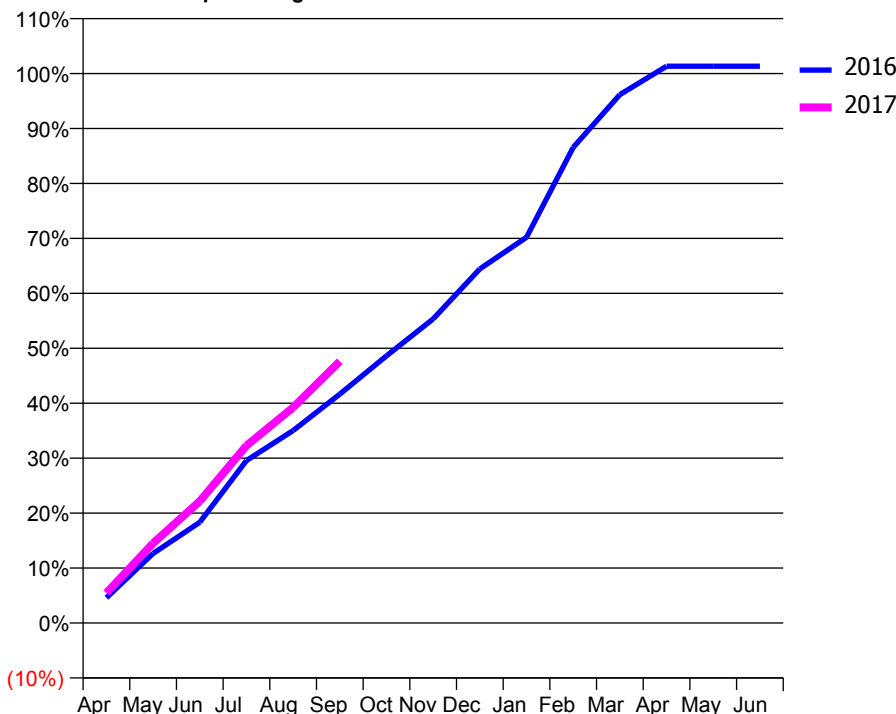
ACCESS*

Patients seen in 24 months	Total	Change since previous quarter
Quarter ending September 2015	14,262	
Quarter ending December 2015	13,989	↓
Quarter ending March 2016	13,921	→
Quarter ending June 2016	13,721	↓
Quarter ending September 2016	13,502	↓
Variance since September 2015	(5.3%)	↓



ACTIVITY

Cumulative percentage of contracted UDA delivered 2016 & 2017



Month	Adjusted Scheduled Activity (UDA)	
	2016	2017
April	1,677	1,999
May	4,629	5,306
June	6,701	8,100
July	10,806	11,802
August	12,805	14,337
September	15,222	17,406
October	17,774	
November	20,223	
December	23,550	
January	25,658	
February	31,632	
March	35,143	
April	37,036	
May	37,033	
June	37,034	

QUALITY

	Quantity	Base Number	Contract	AT	Region	England
% of FP17s for the same patient ID Re-attending within 3 months - Children	182	2,088	8.7%	10.4%	11.8%	12.4%
% of FP17s for the same patient ID Re-attending within 3 months - Adults	1,110	5,765	19.3%	16.1%	16.6%	16.7%
% of FP17s for the same patient ID Re-attending between 3 & 9 months - Children	1,007	2,088	48.2%	58.5%	60.2%	57.4%
% of FP17s for the same patient ID Re-attending between 3 & 9 months - Adults	1,780	5,765	30.9%	49.6%	52.0%	50.5%
% of FP17s for Band 1 Urgent Courses	993	6,974	14.2%	10.6%	9.4%	9.1%
% of FP17s Relating to Free Repair or Replacements	38	6,974	0.5%	0.9%	0.7%	0.8%
% of FP17s Relating to Continuations	66	6,974	0.9%	1.4%	1.2%	1.3%
% of Patients satisfied with the dentistry they have received	7	7	N/A	93.2%	93.6%	93.2%
% of Patients satisfied with the time they had to wait for an appointment	6	7	N/A	88.6%	89.1%	89.0%

* This is based on patients treated on this contract for their most recent course of treatment. Figures in italics indicate the base number of FP17s or Patient Questionnaire responses are less than 100. N/A is shown where the base number of responses is less than 10 during the period. % is calculated as Quantity/Base number*100

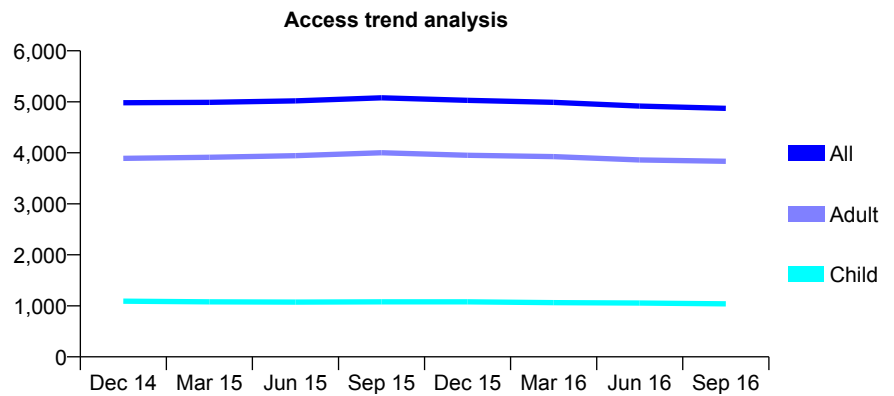
Q66 - Vital Signs At a Glance Contract Report for 108111/0001 - September 2016

Name or company name	Chulmleigh Dental Practice LTD
Contract type name	GDS Contract
Purpose of contract	General
Contract start date	01/11/2007
Contract end date	

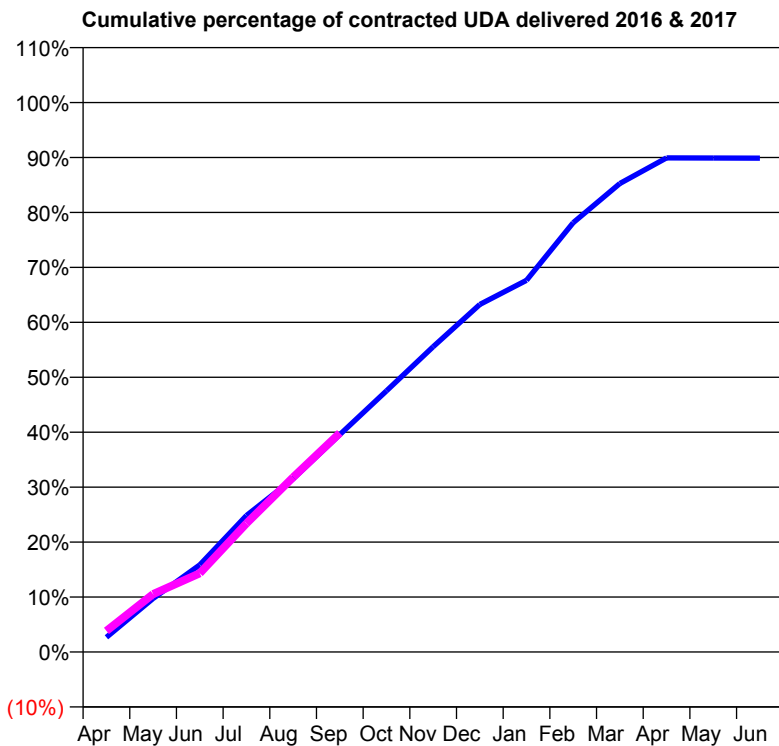
16/17 Contracted general activity (UDA)	12,315
Carry forward general activity (UDA)	0
16/17 Contracted orthodontic activity (UOA)	0
Carry forward orthodontic activity (UOA)	0
Baseline contract value	£331,274.90

ACCESS*

Patients seen in 24 months	Total	Change since previous quarter
Quarter ending September 2015	5,079	
Quarter ending December 2015	5,029	→
Quarter ending March 2016	4,989	→
Quarter ending June 2016	4,916	↓
Quarter ending September 2016	4,872	→
Variance since September 2015	(4.1%)	↓



ACTIVITY



Month	Adjusted Scheduled Activity (UDA)	
	2016	2017
April	331	473
May	1,201	1,297
June	1,952	1,764
July	3,059	2,883
August	3,883	3,917
September	4,872	4,908
October	5,853	
November	6,843	
December	7,790	
January	8,332	
February	9,621	
March	10,501	
April	11,075	
May	11,070	
June	11,067	

QUALITY

	Quantity	Base Number	Contract	AT	Region	England
% of FP17s for the same patient ID Re-attending within 3 months - Children	36	771	4.7%	10.4%	11.8%	12.4%
% of FP17s for the same patient ID Re-attending within 3 months - Adults	268	2,591	10.3%	16.1%	16.6%	16.7%
% of FP17s for the same patient ID Re-attending between 3 & 9 months - Children	439	771	56.9%	58.5%	60.2%	57.4%
% of FP17s for the same patient ID Re-attending between 3 & 9 months - Adults	1,491	2,591	57.5%	49.6%	52.0%	50.5%
% of FP17s for Band 1 Urgent Courses	142	2,571	5.5%	10.6%	9.4%	9.1%
% of FP17s Relating to Free Repair or Replacements	34	2,571	1.3%	0.9%	0.7%	0.8%
% of FP17s Relating to Continuations	14	2,571	0.5%	1.4%	1.2%	1.3%
% of Patients satisfied with the dentistry they have received	6	7	N/A	93.2%	93.6%	93.2%
% of Patients satisfied with the time they had to wait for an appointment	6	7	N/A	88.6%	89.1%	89.0%

* This is based on patients treated on this contract for their most recent course of treatment. Figures in italics indicate the base number of FP17s or Patient Questionnaire responses are less than 100. N/A is shown where the base number of responses is less than 10 during the period. % is calculated as Quantity/Base number*100

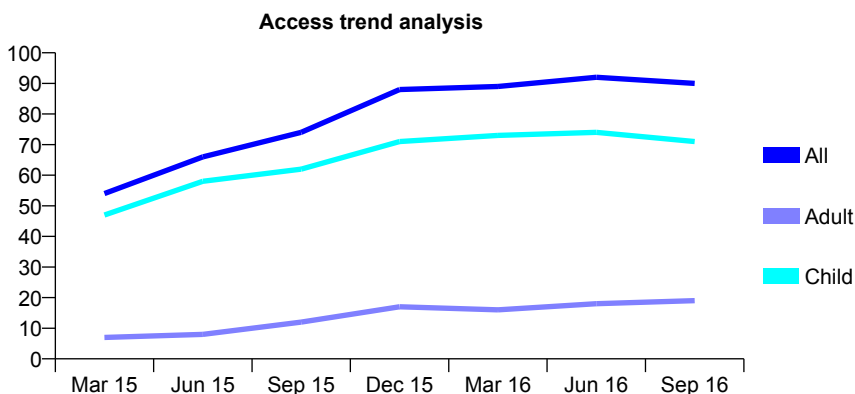
Q66 - Vital Signs At a Glance Contract Report for 109053/0001 - September 2016

Name or company name	Modbury Dental Practice Ltd
Contract type name	GDS Contract
Purpose of contract	General
Contract start date	01/07/2014
Contract end date	

16/17 Contracted general activity (UDA)	172
Carry forward general activity (UDA)	0
16/17 Contracted orthodontic activity (UOA)	0
Carry forward orthodontic activity (UOA)	0
Baseline contract value	£4,735.66

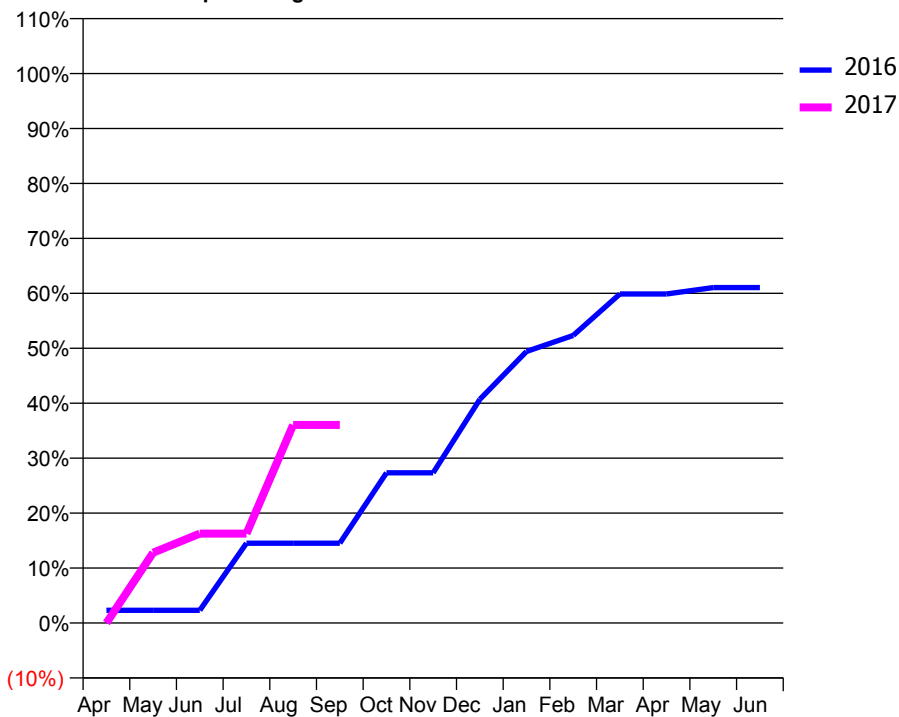
ACCESS*

Patients seen in 24 months	Total	Change since previous quarter
Quarter ending September 2015	74	
Quarter ending December 2015	88	↑
Quarter ending March 2016	89	→
Quarter ending June 2016	92	↑
Quarter ending September 2016	90	↓
Variance since September 2015	21.6%	↑



ACTIVITY

Cumulative percentage of contracted UDA delivered 2016 & 2017



Month	Adjusted Scheduled Activity (UDA)	
	2016	2017
April	4	0
May	4	22
June	4	28
July	25	28
August	25	62
September	25	62
October	47	
November	47	
December	70	
January	85	
February	90	
March	103	
April	103	
May	105	
June	105	

QUALITY

	Quantity	Base Number	Contract	AT	Region	England
% of FP17s for the same patient ID Re-attending within 3 months - Children	3	49	6.1%	10.4%	11.8%	12.4%
% of FP17s for the same patient ID Re-attending within 3 months - Adults	0	2	0.0%	16.1%	16.6%	16.7%
% of FP17s for the same patient ID Re-attending between 3 & 9 months - Children	27	49	55.1%	58.5%	60.2%	57.4%
% of FP17s for the same patient ID Re-attending between 3 & 9 months - Adults	2	2	100.0%	49.6%	52.0%	50.5%
% of FP17s for Band 1 Urgent Courses	0	49	0.0%	10.6%	9.4%	9.1%
% of FP17s Relating to Free Repair or Replacements	0	49	0.0%	0.9%	0.7%	0.8%
% of FP17s Relating to Continuations	1	49	2.0%	1.4%	1.2%	1.3%
% of Patients satisfied with the dentistry they have received	0	0	N/A	93.2%	93.6%	93.2%
% of Patients satisfied with the time they had to wait for an appointment	0	0	N/A	88.6%	89.1%	89.0%

* This is based on patients treated on this contract for their most recent course of treatment. Figures in italics indicate the base number of FP17s or Patient Questionnaire responses are less than 100. N/A is shown where the base number of responses is less than 10 during the period. % is calculated as Quantity/Base number*100

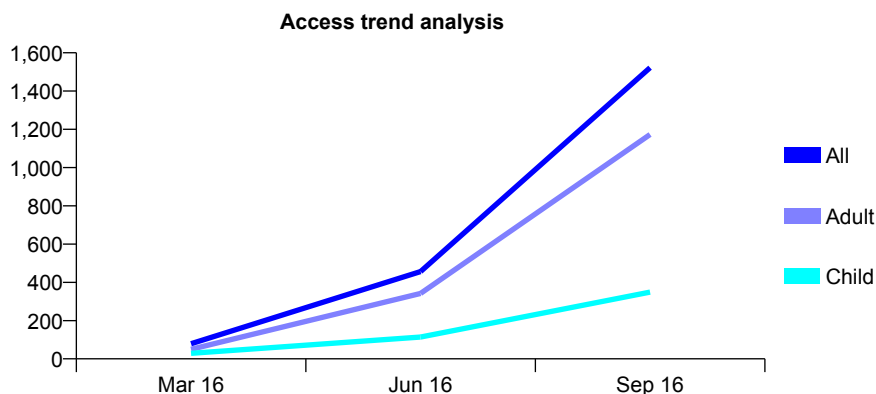
Q66 - Vital Signs At a Glance Contract Report for 110426/0001 - September 2016

Name or company name	Mount Wise Dental Practice
Contract type name	GDS Contract
Purpose of contract	General
Contract start date	16/03/2016
Contract end date	

16/17 Contracted general activity (UDA)	5,874
Carry forward general activity (UDA)	0
16/17 Contracted orthodontic activity (UOA)	0
Carry forward orthodontic activity (UOA)	0
Baseline contract value	£161,815.79

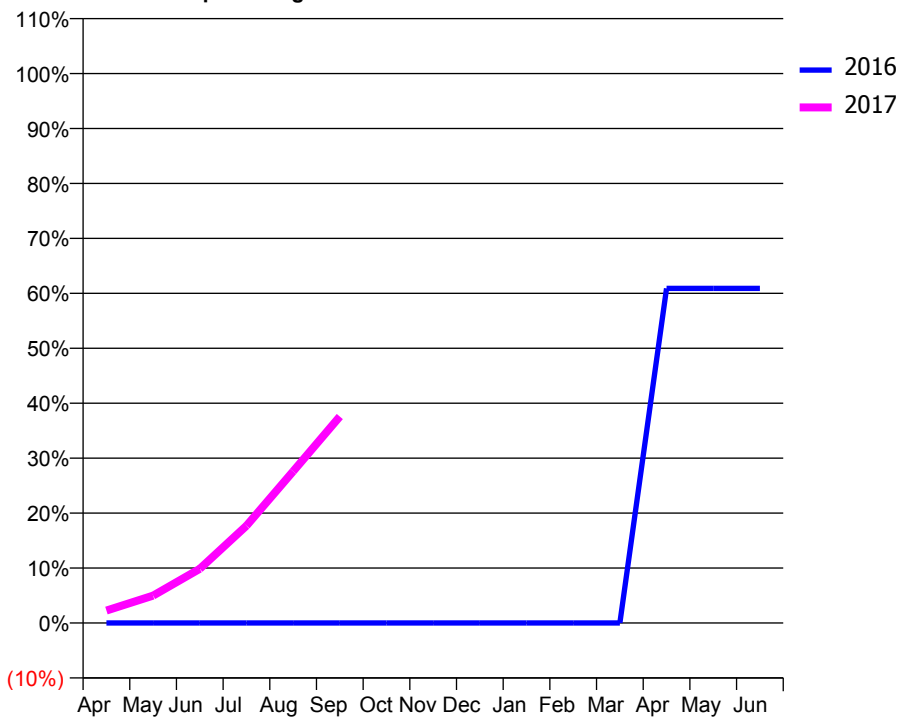
ACCESS*

Patients seen in 24 months	Total	Change since previous quarter
Quarter ending September 2015	0	
Quarter ending December 2015	0	
Quarter ending March 2016	79	
Quarter ending June 2016	456	↑
Quarter ending September 2016	1,522	↑
Variance since September 2015	N/A	



ACTIVITY

Cumulative percentage of contracted UDA delivered 2016 & 2017



Adjusted Scheduled Activity (UDA)

Month	2016	2017
April	0	133
May	0	293
June	0	580
July	0	1,039
August	0	1,622
September	0	2,207
October	0	
November	0	
December	0	
January	0	
February	0	
March	0	
April	147	
May	147	
June	147	

QUALITY

	Quantity	Base Number	Contract	AT	Region	England
% of FP17s for the same patient ID Re-attending within 3 months - Children	8	375	2.1%	10.4%	11.8%	12.4%
% of FP17s for the same patient ID Re-attending within 3 months - Adults	97	1,287	7.5%	16.1%	16.6%	16.7%
% of FP17s for the same patient ID Re-attending between 3 & 9 months - Children	14	375	3.7%	58.5%	60.2%	57.4%
% of FP17s for the same patient ID Re-attending between 3 & 9 months - Adults	33	1,287	2.6%	49.6%	52.0%	50.5%
% of FP17s for Band 1 Urgent Courses	36	1,109	3.2%	10.6%	9.4%	9.1%
% of FP17s Relating to Free Repair or Replacements	3	1,109	0.3%	0.9%	0.7%	0.8%
% of FP17s Relating to Continuations	12	1,109	1.1%	1.4%	1.2%	1.3%
% of Patients satisfied with the dentistry they have received	0	0	N/A	93.2%	93.6%	93.2%
% of Patients satisfied with the time they had to wait for an appointment	0	0	N/A	88.6%	89.1%	89.0%

* This is based on patients treated on this contract for their most recent course of treatment. Figures in italics indicate the base number of FP17s or Patient Questionnaire responses are less than 100. N/A is shown where the base number of responses is less than 10 during the period. % is calculated as Quantity/Base number*100

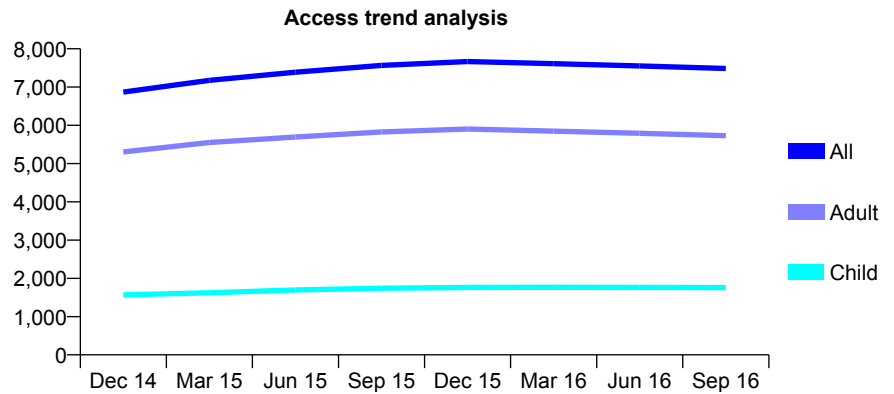
Q66 - Vital Signs At a Glance Contract Report for 110698/0008 - September 2016

Name or company name	Primecare Oral Health Services Ltd
Contract type name	PDS Plus Contract
Purpose of contract	General
Contract start date	21/02/2011
Contract end date	20/02/2021

16/17 Contracted general activity (UDA)	18,116
Carry forward general activity (UDA)	0
16/17 Contracted orthodontic activity (UOA)	0
Carry forward orthodontic activity (UOA)	0
Baseline contract value	£267,167.12

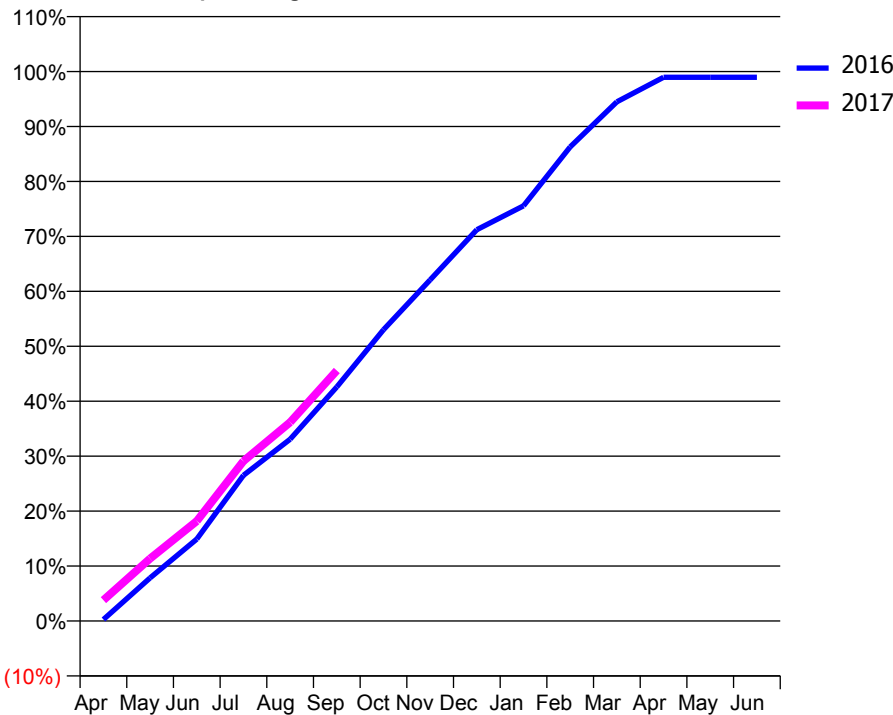
ACCESS*

Patients seen in 24 months	Total	Change since previous quarter
Quarter ending September 2015	7,567	
Quarter ending December 2015	7,667	→
Quarter ending March 2016	7,612	→
Quarter ending June 2016	7,551	→
Quarter ending September 2016	7,486	→
Variance since September 2015	(1.1%)	↓



ACTIVITY

Cumulative percentage of contracted UDA delivered 2016 & 2017



Month	Adjusted Scheduled Activity (UDA)	
	2016	2017
April	49	687
May	1,421	2,061
June	2,703	3,297
July	4,805	5,274
August	5,996	6,555
September	7,719	8,260
October	9,605	
November	11,249	
December	12,899	
January	13,688	
February	15,630	
March	17,116	
April	17,924	
May	17,924	
June	17,927	

QUALITY

	Quantity	Base Number	Contract	AT	Region	England
% of FP17s for the same patient ID Re-attending within 3 months - Children	61	1,350	4.5%	10.4%	11.8%	12.4%
% of FP17s for the same patient ID Re-attending within 3 months - Adults	332	3,336	10.0%	16.1%	16.6%	16.7%
% of FP17s for the same patient ID Re-attending between 3 & 9 months - Children	859	1,350	63.6%	58.5%	60.2%	57.4%
% of FP17s for the same patient ID Re-attending between 3 & 9 months - Adults	1,022	3,336	30.6%	49.6%	52.0%	50.5%
% of FP17s for Band 1 Urgent Courses	354	4,304	8.2%	10.6%	9.4%	9.1%
% of FP17s Relating to Free Repair or Replacements	31	4,304	0.7%	0.9%	0.7%	0.8%
% of FP17s Relating to Continuations	62	4,304	1.4%	1.4%	1.2%	1.3%
% of Patients satisfied with the dentistry they have received	21	23	91.3%	93.2%	93.6%	93.2%
% of Patients satisfied with the time they had to wait for an appointment	21	23	91.3%	88.6%	89.1%	89.0%

* This is based on patients treated on this contract for their most recent course of treatment. Figures in italics indicate the base number of FP17s or Patient Questionnaire responses are less than 100. N/A is shown where the base number of responses is less than 10 during the period. % is calculated as Quantity/Base number*100

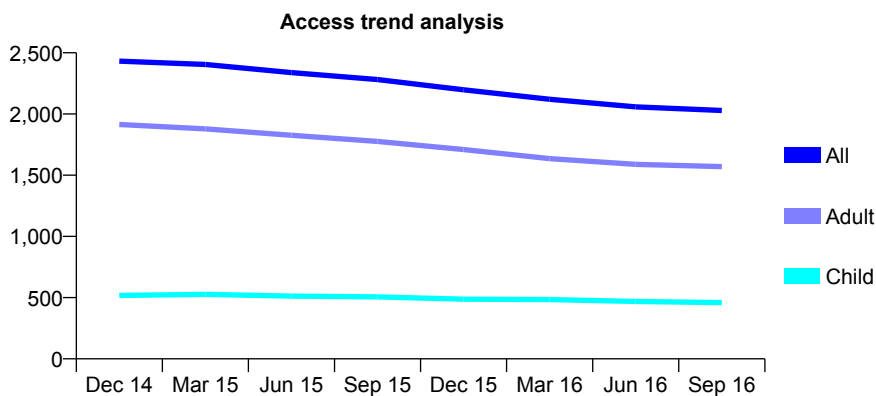
Q66 - Vital Signs At a Glance Contract Report for 110744/0001 - September 2016

Name or company name	Peks Dental LTD
Contract type name	GDS Contract
Purpose of contract	General
Contract start date	01/09/2009
Contract end date	

16/17 Contracted general activity (UDA)	6,000
Carry forward general activity (UDA)	-118
16/17 Contracted orthodontic activity (UOA)	0
Carry forward orthodontic activity (UOA)	0
Baseline contract value	£160,873.52

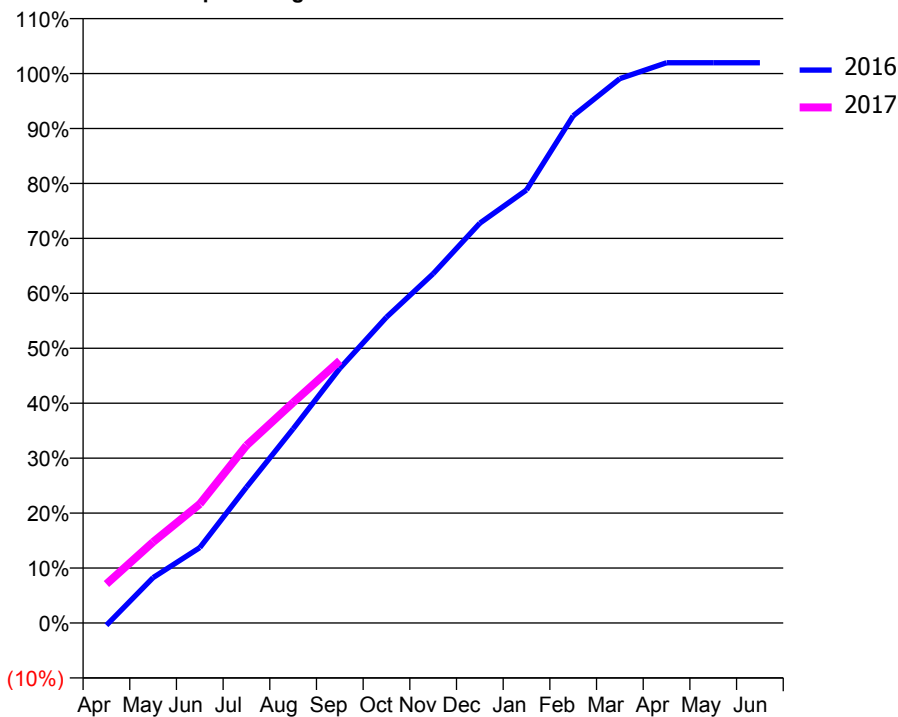
ACCESS*

Patients seen in 24 months	Total	Change since previous quarter
Quarter ending September 2015	2,282	
Quarter ending December 2015	2,198	↓
Quarter ending March 2016	2,120	↓
Quarter ending June 2016	2,058	↓
Quarter ending September 2016	2,029	↓
Variance since September 2015	(11.1%)	↓



ACTIVITY

Cumulative percentage of contracted UDA delivered 2016 & 2017



Adjusted Scheduled Activity (UDA)

Month	2016	2017
April	-25	426
May	496	884
June	823	1,299
July	1,483	1,939
August	2,120	2,408
September	2,780	2,865
October	3,339	
November	3,813	
December	4,366	
January	4,729	
February	5,538	
March	5,944	
April	6,118	
May	6,118	
June	6,118	

QUALITY

	Quantity	Base Number	Contract	AT	Region	England
% of FP17s for the same patient ID Re-attending within 3 months - Children	19	307	6.2%	10.4%	11.8%	12.4%
% of FP17s for the same patient ID Re-attending within 3 months - Adults	136	970	14.0%	16.1%	16.6%	16.7%
% of FP17s for the same patient ID Re-attending between 3 & 9 months - Children	180	307	58.6%	58.5%	60.2%	57.4%
% of FP17s for the same patient ID Re-attending between 3 & 9 months - Adults	470	970	48.5%	49.6%	52.0%	50.5%
% of FP17s for Band 1 Urgent Courses	103	1,199	8.6%	10.6%	9.4%	9.1%
% of FP17s Relating to Free Repair or Replacements	2	1,199	0.2%	0.9%	0.7%	0.8%
% of FP17s Relating to Continuations	6	1,199	0.5%	1.4%	1.2%	1.3%
% of Patients satisfied with the dentistry they have received	1	1	N/A	93.2%	93.6%	93.2%
% of Patients satisfied with the time they had to wait for an appointment	1	1	N/A	88.6%	89.1%	89.0%

* This is based on patients treated on this contract for their most recent course of treatment. Figures in italics indicate the base number of FP17s or Patient Questionnaire responses are less than 100. N/A is shown where the base number of responses is less than 10 during the period. % is calculated as Quantity/Base number*100

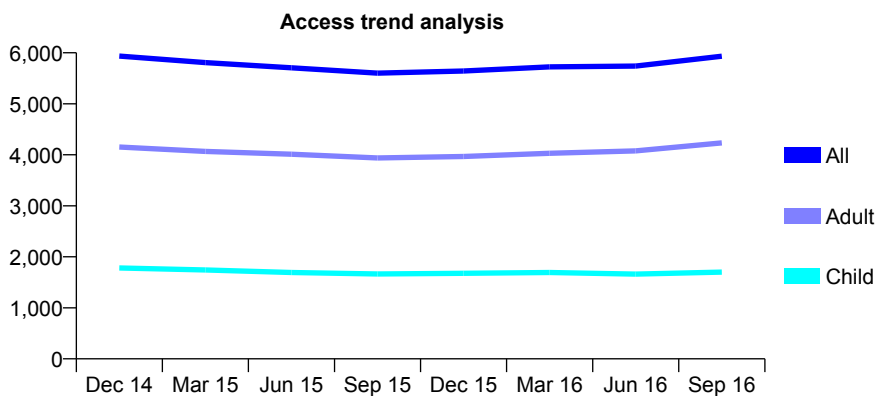
Q66 - Vital Signs At a Glance Contract Report for 111481/0003 - September 2016

Name or company name	Pure Dental Care Ltd
Contract type name	GDS Contract
Purpose of contract	General
Contract start date	01/02/2007
Contract end date	

16/17 Contracted general activity (UDA)	18,235
Carry forward general activity (UDA)	0
16/17 Contracted orthodontic activity (UOA)	0
Carry forward orthodontic activity (UOA)	0
Baseline contract value	£464,856.16

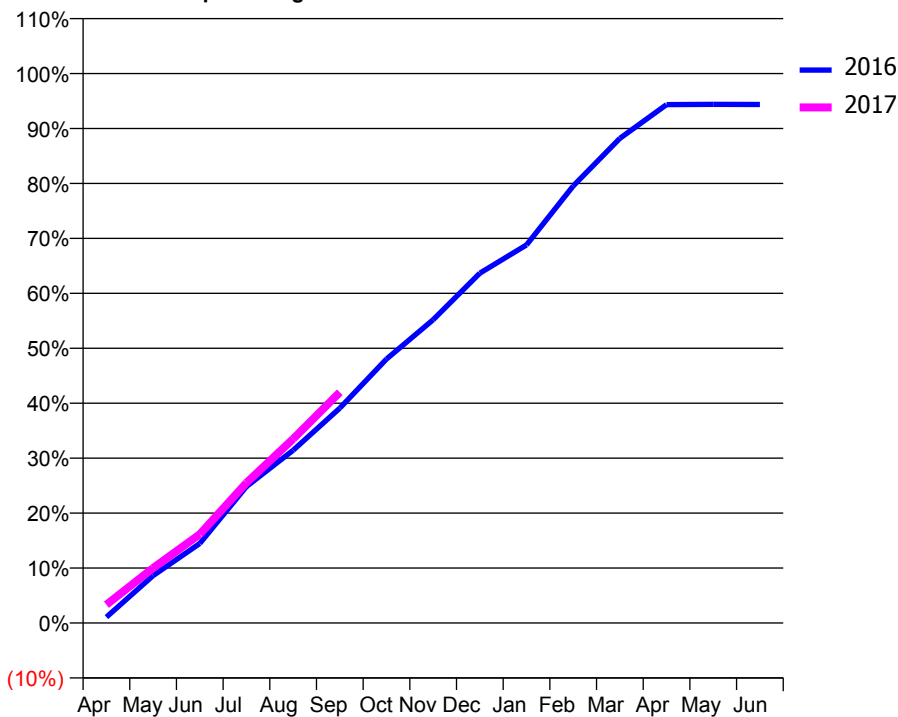
ACCESS*

Patients seen in 24 months	Total	Change since previous quarter
Quarter ending September 2015	5,601	
Quarter ending December 2015	5,644	→
Quarter ending March 2016	5,723	→
Quarter ending June 2016	5,739	→
Quarter ending September 2016	5,934	↑
Variance since September 2015	5.9%	↑



ACTIVITY

Cumulative percentage of contracted UDA delivered 2016 & 2017



Month	Adjusted Scheduled Activity (UDA)	
	2016	2017
April	198	611
May	1,571	1,827
June	2,641	2,947
July	4,528	4,653
August	5,733	6,110
September	7,130	7,656
October	8,760	
November	10,066	
December	11,608	
January	12,546	
February	14,501	
March	16,085	
April	17,203	
May	17,210	
June	17,208	

QUALITY

	Quantity	Base Number	Contract	AT	Region	England
% of FP17s for the same patient ID Re-attending within 3 months - Children	101	1,402	7.2%	10.4%	11.8%	12.4%
% of FP17s for the same patient ID Re-attending within 3 months - Adults	478	3,257	14.7%	16.1%	16.6%	16.7%
% of FP17s for the same patient ID Re-attending between 3 & 9 months - Children	983	1,402	70.1%	58.5%	60.2%	57.4%
% of FP17s for the same patient ID Re-attending between 3 & 9 months - Adults	1,981	3,257	60.8%	49.6%	52.0%	50.5%
% of FP17s for Band 1 Urgent Courses	351	4,162	8.4%	10.6%	9.4%	9.1%
% of FP17s Relating to Free Repair or Replacements	27	4,162	0.6%	0.9%	0.7%	0.8%
% of FP17s Relating to Continuations	14	4,162	0.3%	1.4%	1.2%	1.3%
% of Patients satisfied with the dentistry they have received	10	11	90.9%	93.2%	93.6%	93.2%
% of Patients satisfied with the time they had to wait for an appointment	11	11	100.0%	88.6%	89.1%	89.0%

* This is based on patients treated on this contract for their most recent course of treatment. Figures in italics indicate the base number of FP17s or Patient Questionnaire responses are less than 100. N/A is shown where the base number of responses is less than 10 during the period. % is calculated as Quantity/Base number*100

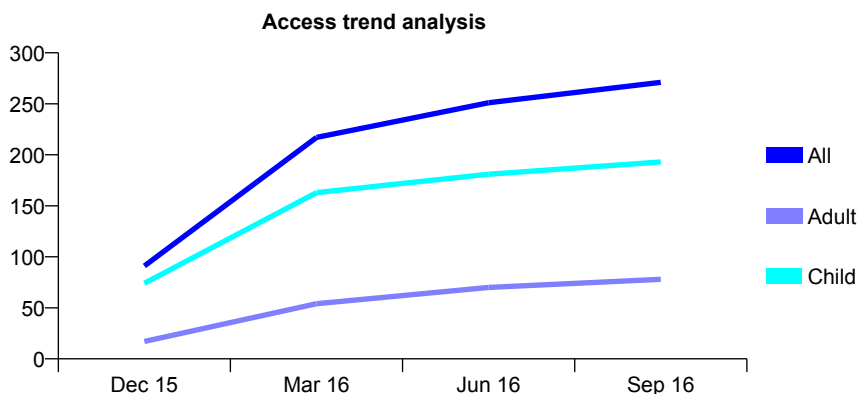
Q66 - Vital Signs At a Glance Contract Report for 113093/0001 - September 2016

Name or company name	Dr Emma Kateb
Contract type name	GDS Contract
Purpose of contract	General
Contract start date	01/10/2015
Contract end date	

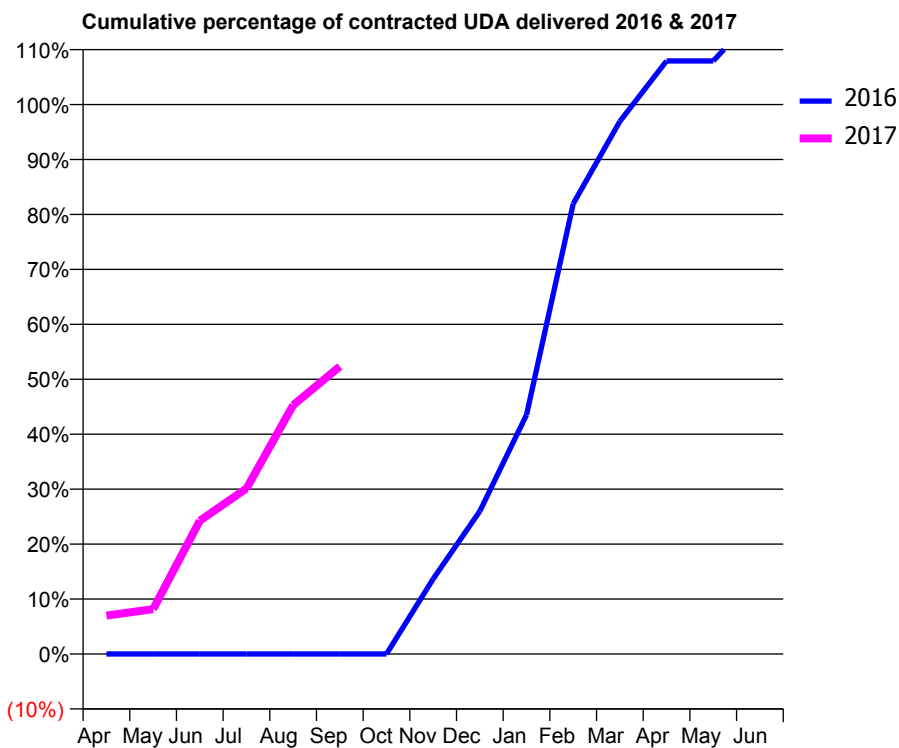
16/17 Contracted general activity (UDA)	600
Carry forward general activity (UDA)	-7
16/17 Contracted orthodontic activity (UOA)	0
Carry forward orthodontic activity (UOA)	0
Baseline contract value	£14,231.75

ACCESS*

Patients seen in 24 months	Total	Change since previous quarter
Quarter ending September 2015	0	
Quarter ending December 2015	91	↑
Quarter ending March 2016	217	↑
Quarter ending June 2016	251	↑
Quarter ending September 2016	271	↑
Variance since September 2015	N/A	



ACTIVITY



Month	Adjusted Scheduled Activity (UDA)	
	2016	2017
April	0	42
May	0	49
June	0	146
July	0	181
August	0	272
September	0	314
October	0	
November	41	
December	78	
January	131	
February	246	
March	291	
April	324	
May	324	
June	351	

QUALITY

	Quantity	Base Number	Contract	AT	Region	England
% of FP17s for the same patient ID Re-attending within 3 months - Children	9	173	5.2%	10.4%	11.8%	12.4%
% of FP17s for the same patient ID Re-attending within 3 months - Adults	8	60	13.3%	16.1%	16.6%	16.7%
% of FP17s for the same patient ID Re-attending between 3 & 9 months - Children	106	173	61.3%	58.5%	60.2%	57.4%
% of FP17s for the same patient ID Re-attending between 3 & 9 months - Adults	27	60	45.0%	49.6%	52.0%	50.5%
% of FP17s for Band 1 Urgent Courses	5	212	2.4%	10.6%	9.4%	9.1%
% of FP17s Relating to Free Repair or Replacements	0	212	0.0%	0.9%	0.7%	0.8%
% of FP17s Relating to Continuations	1	212	0.5%	1.4%	1.2%	1.3%
% of Patients satisfied with the dentistry they have received	0	0	N/A	93.2%	93.6%	93.2%
% of Patients satisfied with the time they had to wait for an appointment	0	0	N/A	88.6%	89.1%	89.0%

* This is based on patients treated on this contract for their most recent course of treatment. Figures in italics indicate the base number of FP17s or Patient Questionnaire responses are less than 100. N/A is shown where the base number of responses is less than 10 during the period. % is calculated as Quantity/Base number*100

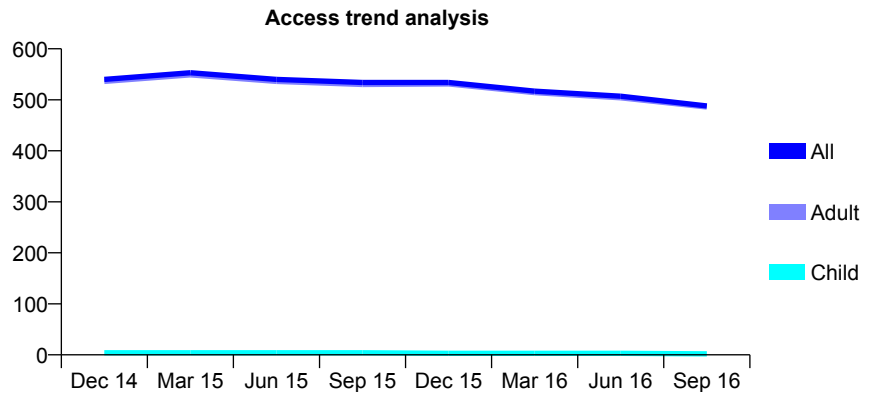
Q66 - Vital Signs At a Glance Contract Report for 113972/0002 - September 2016

Name or company name	Access Dental Ltd
Contract type name	PDS Contract
Purpose of contract	General
Contract start date	01/04/2007
Contract end date	31/03/2017

16/17 Contracted general activity (UDA)	1,000
Carry forward general activity (UDA)	0
16/17 Contracted orthodontic activity (UOA)	0
Carry forward orthodontic activity (UOA)	0
Baseline contract value	£0.00

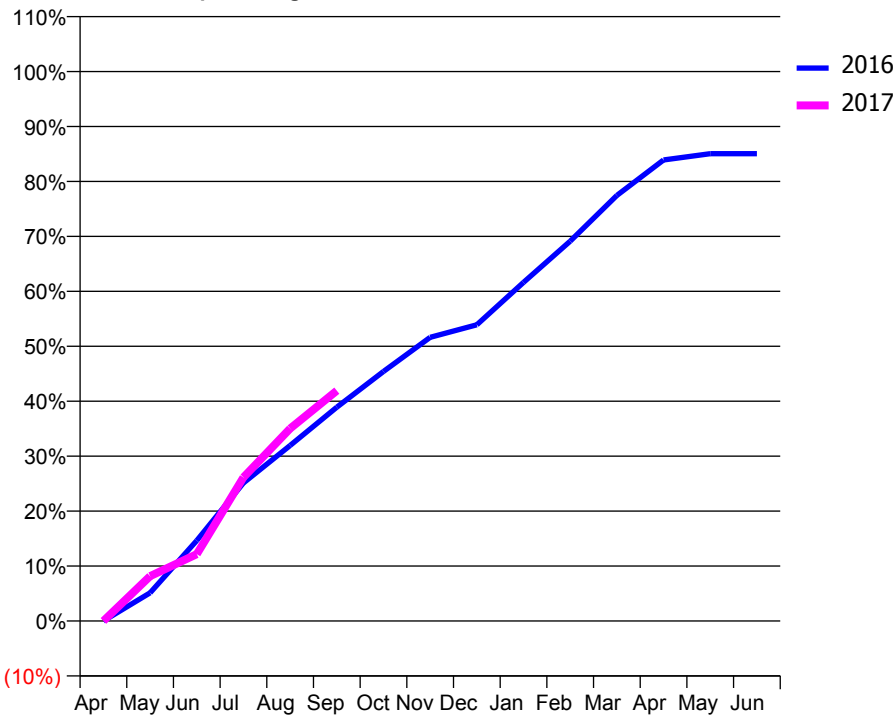
ACCESS*

Patients seen in 24 months	Total	Change since previous quarter
Quarter ending September 2015	534	
Quarter ending December 2015	534	→
Quarter ending March 2016	517	↓
Quarter ending June 2016	507	↓
Quarter ending September 2016	488	↓
Variance since September 2015	(8.6%)	↓



ACTIVITY

Cumulative percentage of contracted UDA delivered 2016 & 2017



Month	Adjusted Scheduled Activity (UDA)	
	2016	2017
April	0	0
May	51	82
June	146	122
July	251	261
August	319	350
September	389	419
October	454	
November	516	
December	539	
January	616	
February	691	
March	774	
April	839	
May	850	
June	850	

QUALITY

	Quantity	Base Number	Contract	AT	Region	England
% of FP17s for the same patient ID Re-attending within 3 months - Children	0	0	N/A	10.4%	11.8%	12.4%
% of FP17s for the same patient ID Re-attending within 3 months - Adults	9	165	5.5%	16.1%	16.6%	16.7%
% of FP17s for the same patient ID Re-attending between 3 & 9 months - Children	0	0	N/A	58.5%	60.2%	57.4%
% of FP17s for the same patient ID Re-attending between 3 & 9 months - Adults	9	165	5.5%	49.6%	52.0%	50.5%
% of FP17s for Band 1 Urgent Courses	51	134	38.1%	10.6%	9.4%	9.1%
% of FP17s Relating to Free Repair or Replacements	0	134	0.0%	0.9%	0.7%	0.8%
% of FP17s Relating to Continuations	0	134	0.0%	1.4%	1.2%	1.3%
% of Patients satisfied with the dentistry they have received	0	0	N/A	93.2%	93.6%	93.2%
% of Patients satisfied with the time they had to wait for an appointment	0	0	N/A	88.6%	89.1%	89.0%

* This is based on patients treated on this contract for their most recent course of treatment. Figures in italics indicate the base number of FP17s or Patient Questionnaire responses are less than 100. N/A is shown where the base number of responses is less than 10 during the period. % is calculated as Quantity/Base number*100

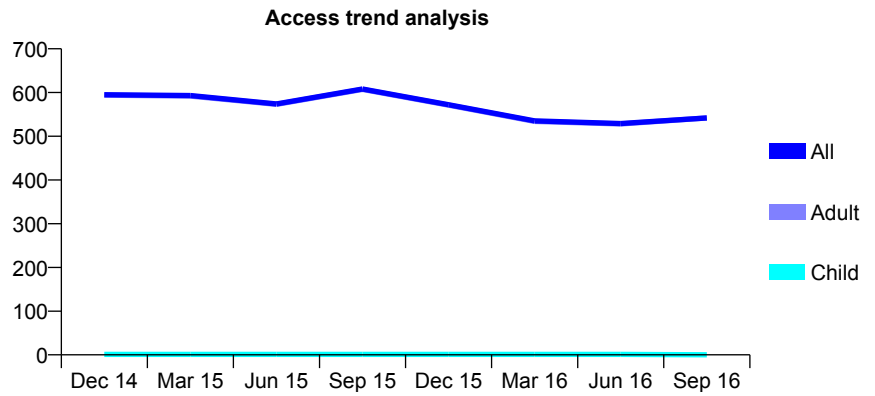
Q66 - Vital Signs At a Glance Contract Report for 113972/0003 - September 2016

Name or company name	Access Dental Ltd
Contract type name	PDS Contract
Purpose of contract	General
Contract start date	01/04/2007
Contract end date	31/03/2017

16/17 Contracted general activity (UDA)	1,500
Carry forward general activity (UDA)	0
16/17 Contracted orthodontic activity (UOA)	0
Carry forward orthodontic activity (UOA)	0
Baseline contract value	£0.00

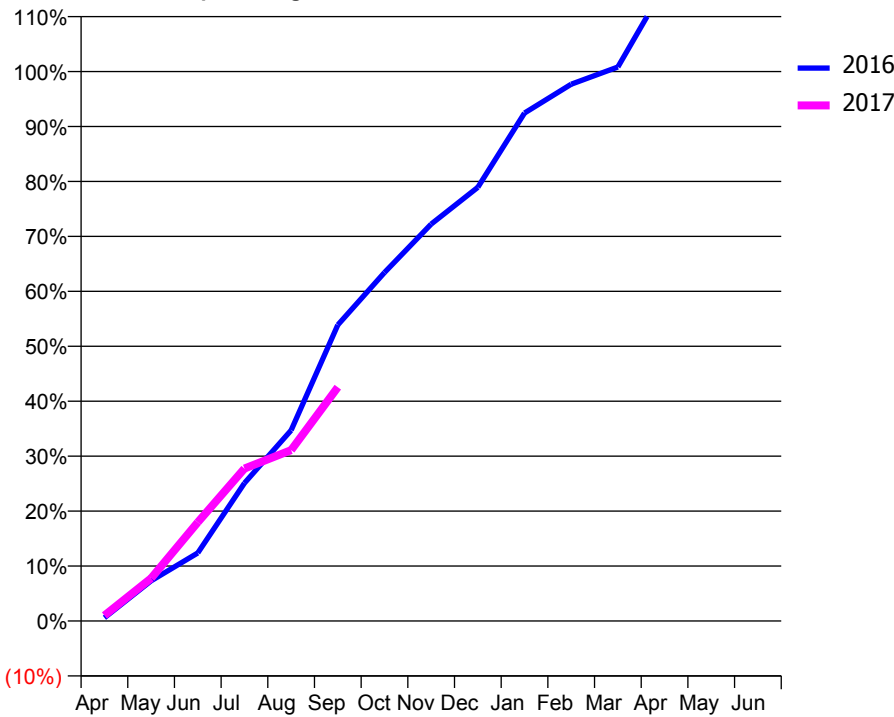
ACCESS*

Patients seen in 24 months	Total	Change since previous quarter
Quarter ending September 2015	608	
Quarter ending December 2015	572	↓
Quarter ending March 2016	535	↓
Quarter ending June 2016	529	↓
Quarter ending September 2016	542	↑
Variance since September 2015	(10.9%)	↓



ACTIVITY

Cumulative percentage of contracted UDA delivered 2016 & 2017



Month	Adjusted Scheduled Activity (UDA)	
	2016	2017
April	9	15
May	110	117
June	186	270
July	376	416
August	521	466
September	808	638
October	951	
November	1,084	
December	1,184	
January	1,387	
February	1,465	
March	1,512	
April	1,732	
May	1,736	
June	1,747	

QUALITY

	Quantity	Base Number	Contract	AT	Region	England
% of FP17s for the same patient ID Re-attending within 3 months - Children	0	0	N/A	10.4%	11.8%	12.4%
% of FP17s for the same patient ID Re-attending within 3 months - Adults	45	240	18.8%	16.1%	16.6%	16.7%
% of FP17s for the same patient ID Re-attending between 3 & 9 months - Children	0	0	N/A	58.5%	60.2%	57.4%
% of FP17s for the same patient ID Re-attending between 3 & 9 months - Adults	35	240	14.6%	49.6%	52.0%	50.5%
% of FP17s for Band 1 Urgent Courses	47	178	26.4%	10.6%	9.4%	9.1%
% of FP17s Relating to Free Repair or Replacements	0	178	0.0%	0.9%	0.7%	0.8%
% of FP17s Relating to Continuations	0	178	0.0%	1.4%	1.2%	1.3%
% of Patients satisfied with the dentistry they have received	0	0	N/A	93.2%	93.6%	93.2%
% of Patients satisfied with the time they had to wait for an appointment	0	0	N/A	88.6%	89.1%	89.0%

* This is based on patients treated on this contract for their most recent course of treatment. Figures in italics indicate the base number of FP17s or Patient Questionnaire responses are less than 100. N/A is shown where the base number of responses is less than 10 during the period. % is calculated as Quantity/Base number*100

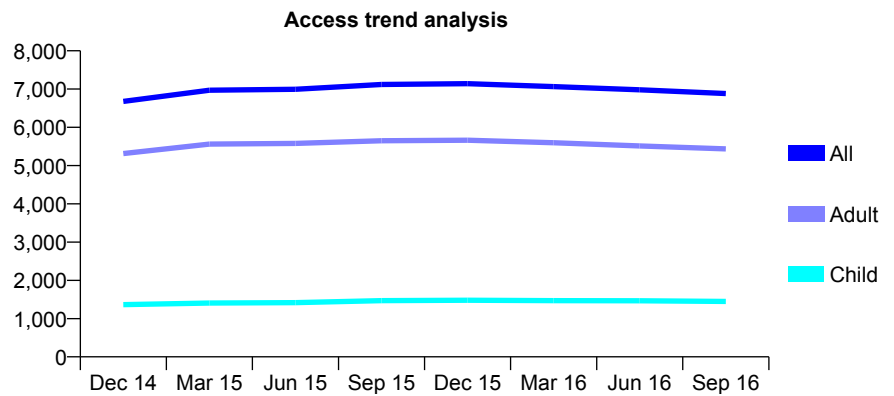
Q66 - Vital Signs At a Glance Contract Report for 115150/0001 - September 2016

Name or company name	Newquay Dental Centre Ltd
Contract type name	GDS Contract
Purpose of contract	General
Contract start date	01/04/2013
Contract end date	

16/17 Contracted general activity (UDA)	23,500
Carry forward general activity (UDA)	-319
16/17 Contracted orthodontic activity (UOA)	0
Carry forward orthodontic activity (UOA)	0
Baseline contract value	£625,097.17

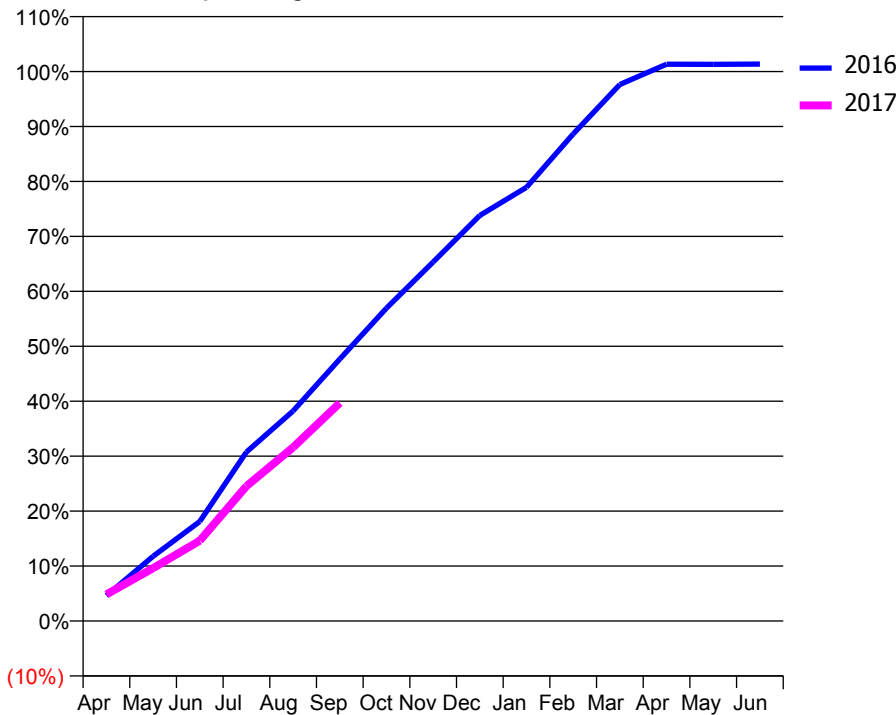
ACCESS*

Patients seen in 24 months	Total	Change since previous quarter
Quarter ending September 2015	7,120	
Quarter ending December 2015	7,142	→
Quarter ending March 2016	7,065	↓
Quarter ending June 2016	6,980	↓
Quarter ending September 2016	6,884	↓
Variance since September 2015	(3.3%)	↓



ACTIVITY

Cumulative percentage of contracted UDA delivered 2016 & 2017



Month	Adjusted Scheduled Activity (UDA)	
	2016	2017
April	1,084	1,140
May	2,770	2,259
June	4,259	3,437
July	7,226	5,768
August	8,982	7,429
September	11,201	9,329
October	13,380	
November	15,353	
December	17,345	
January	18,549	
February	20,828	
March	22,946	
April	23,811	
May	23,808	
June	23,819	

QUALITY

	Quantity	Base Number	Contract	AT	Region	England
% of FP17s for the same patient ID Re-attending within 3 months - Children	51	969	5.3%	10.4%	11.8%	12.4%
% of FP17s for the same patient ID Re-attending within 3 months - Adults	395	3,186	12.4%	16.1%	16.6%	16.7%
% of FP17s for the same patient ID Re-attending between 3 & 9 months - Children	567	969	58.5%	58.5%	60.2%	57.4%
% of FP17s for the same patient ID Re-attending between 3 & 9 months - Adults	1,632	3,186	51.2%	49.6%	52.0%	50.5%
% of FP17s for Band 1 Urgent Courses	420	3,839	10.9%	10.6%	9.4%	9.1%
% of FP17s Relating to Free Repair or Replacements	21	3,839	0.5%	0.9%	0.7%	0.8%
% of FP17s Relating to Continuations	24	3,839	0.6%	1.4%	1.2%	1.3%
% of Patients satisfied with the dentistry they have received	7	8	N/A	93.2%	93.6%	93.2%
% of Patients satisfied with the time they had to wait for an appointment	7	8	N/A	88.6%	89.1%	89.0%

* This is based on patients treated on this contract for their most recent course of treatment. Figures in italics indicate the base number of FP17s or Patient Questionnaire responses are less than 100. N/A is shown where the base number of responses is less than 10 during the period. % is calculated as Quantity/Base number*100

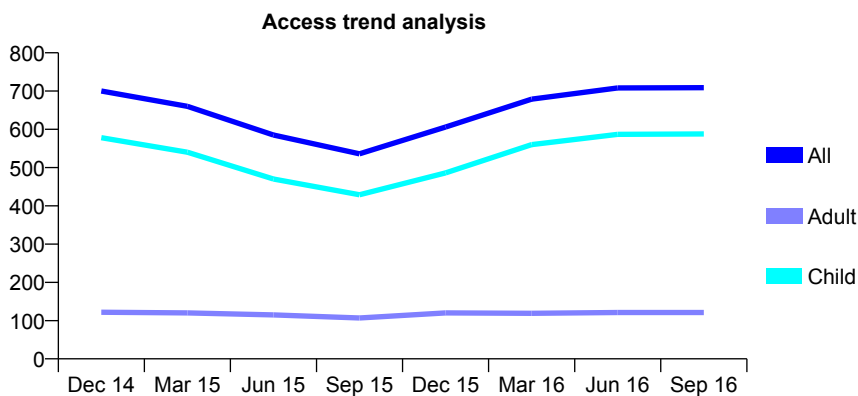
Q66 - Vital Signs At a Glance Contract Report for 116106/0001 - September 2016

Name or company name	Ward Dental Ltd
Contract type name	GDS Contract
Purpose of contract	General and Orthodontic
Contract start date	01/06/2007
Contract end date	

16/17 Contracted general activity (UDA)	1,378
Carry forward general activity (UDA)	-10
16/17 Contracted orthodontic activity (UOA)	650
Carry forward orthodontic activity (UOA)	1
Baseline contract value	£79,728.12

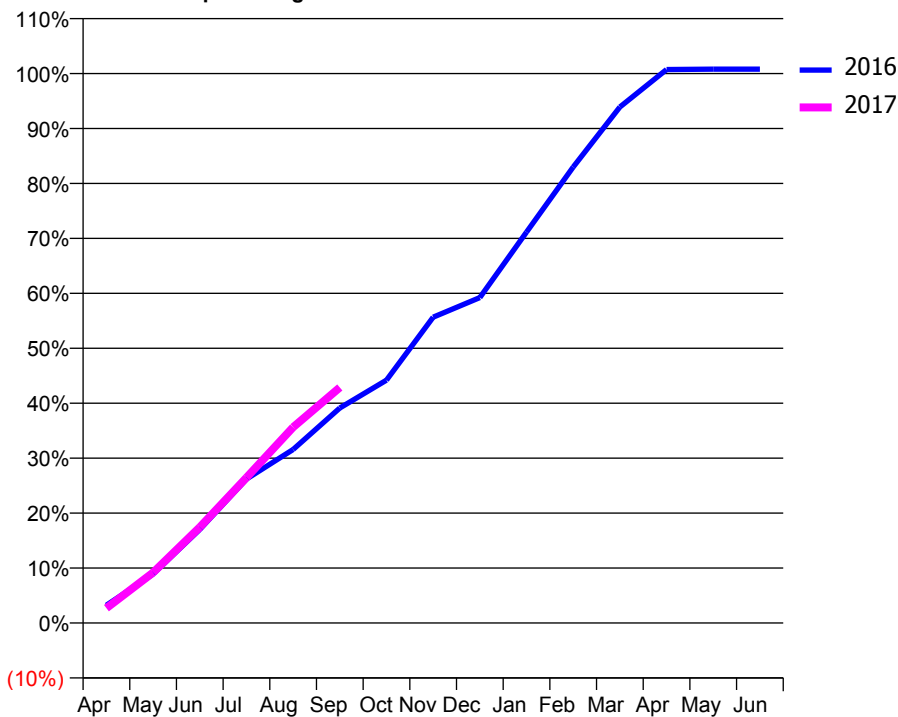
ACCESS*

Patients seen in 24 months	Total	Change since previous quarter
Quarter ending September 2015	536	
Quarter ending December 2015	606	↑
Quarter ending March 2016	679	↑
Quarter ending June 2016	708	↑
Quarter ending September 2016	709	→
Variance since September 2015	32.3%	↑



ACTIVITY

Cumulative percentage of contracted UDA delivered 2016 & 2017



Adjusted Scheduled Activity (UDA)

Month	2016	2017
April	40	37
May	112	127
June	213	240
July	327	365
August	395	491
September	489	591
October	553	
November	696	
December	740	
January	889	
February	1,037	
March	1,174	
April	1,259	
May	1,260	
June	1,260	

QUALITY

	Quantity	Base Number	Contract	AT	Region	England
% of FP17s for the same patient ID Re-attending within 3 months - Children	36	518	6.9%	10.4%	11.8%	12.4%
% of FP17s for the same patient ID Re-attending within 3 months - Adults	5	38	13.2%	16.1%	16.6%	16.7%
% of FP17s for the same patient ID Re-attending between 3 & 9 months - Children	298	518	57.5%	58.5%	60.2%	57.4%
% of FP17s for the same patient ID Re-attending between 3 & 9 months - Adults	22	38	57.9%	49.6%	52.0%	50.5%
% of FP17s for Band 1 Urgent Courses	13	444	2.9%	10.6%	9.4%	9.1%
% of FP17s Relating to Free Repair or Replacements	0	444	0.0%	0.9%	0.7%	0.8%
% of FP17s Relating to Continuations	5	444	1.1%	1.4%	1.2%	1.3%
% of Patients satisfied with the dentistry they have received	0	0	N/A	93.2%	93.6%	93.2%
% of Patients satisfied with the time they had to wait for an appointment	0	0	N/A	88.6%	89.1%	89.0%

* This is based on patients treated on this contract for their most recent course of treatment. Figures in italics indicate the base number of FP17s or Patient Questionnaire responses are less than 100. N/A is shown where the base number of responses is less than 10 during the period. % is calculated as Quantity/Base number*100

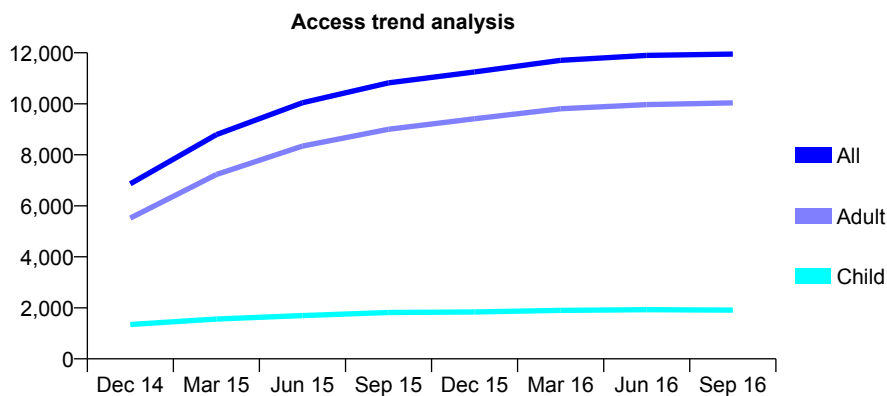
Q66 - Vital Signs At a Glance Contract Report for 116475/0001 - September 2016

Name or company name	T.Bellingan Ltd.
Contract type name	GDS Contract
Purpose of contract	General
Contract start date	01/06/2014
Contract end date	

16/17 Contracted general activity (UDA)	38,126
Carry forward general activity (UDA)	408
16/17 Contracted orthodontic activity (UOA)	0
Carry forward orthodontic activity (UOA)	0
Baseline contract value	£988,907.47

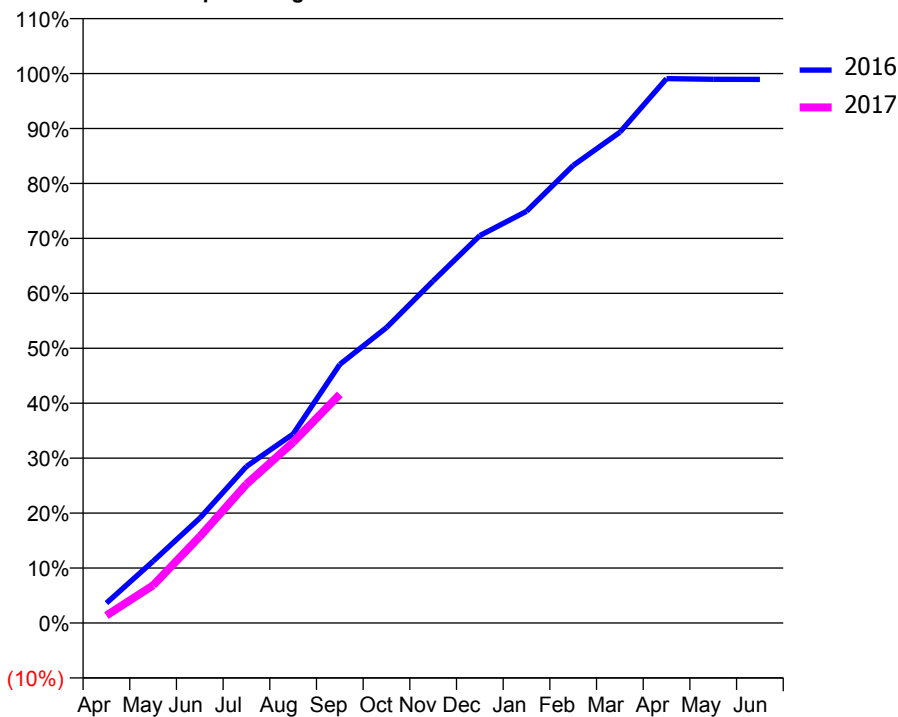
ACCESS*

Patients seen in 24 months	Total	Change since previous quarter
Quarter ending September 2015	10,821	
Quarter ending December 2015	11,252	↑
Quarter ending March 2016	11,706	↑
Quarter ending June 2016	11,899	→
Quarter ending September 2016	11,952	→
Variance since September 2015	10.5%	↑



ACTIVITY

Cumulative percentage of contracted UDA delivered 2016 & 2017



Month	Adjusted Scheduled Activity (UDA)	
	2016	2017
April	1,385	521
May	4,286	2,612
June	7,277	6,003
July	10,869	9,635
August	13,118	12,543
September	17,940	15,864
October	20,500	
November	23,737	
December	26,879	
January	28,570	
February	31,747	
March	34,051	
April	37,768	
May	37,728	
June	37,718	

QUALITY

	Quantity	Base Number	Contract	AT	Region	England
% of FP17s for the same patient ID Re-attending within 3 months - Children	95	1,655	5.7%	10.4%	11.8%	12.4%
% of FP17s for the same patient ID Re-attending within 3 months - Adults	825	7,122	11.6%	16.1%	16.6%	16.7%
% of FP17s for the same patient ID Re-attending between 3 & 9 months - Children	942	1,655	56.9%	58.5%	60.2%	57.4%
% of FP17s for the same patient ID Re-attending between 3 & 9 months - Adults	3,100	7,122	43.5%	49.6%	52.0%	50.5%
% of FP17s for Band 1 Urgent Courses	607	7,011	8.7%	10.6%	9.4%	9.1%
% of FP17s Relating to Free Repair or Replacements	24	7,011	0.3%	0.9%	0.7%	0.8%
% of FP17s Relating to Continuations	74	7,011	1.1%	1.4%	1.2%	1.3%
% of Patients satisfied with the dentistry they have received	11	12	91.7%	93.2%	93.6%	93.2%
% of Patients satisfied with the time they had to wait for an appointment	10	12	83.3%	88.6%	89.1%	89.0%

* This is based on patients treated on this contract for their most recent course of treatment. Figures in italics indicate the base number of FP17s or Patient Questionnaire responses are less than 100. N/A is shown where the base number of responses is less than 10 during the period. % is calculated as Quantity/Base number*100

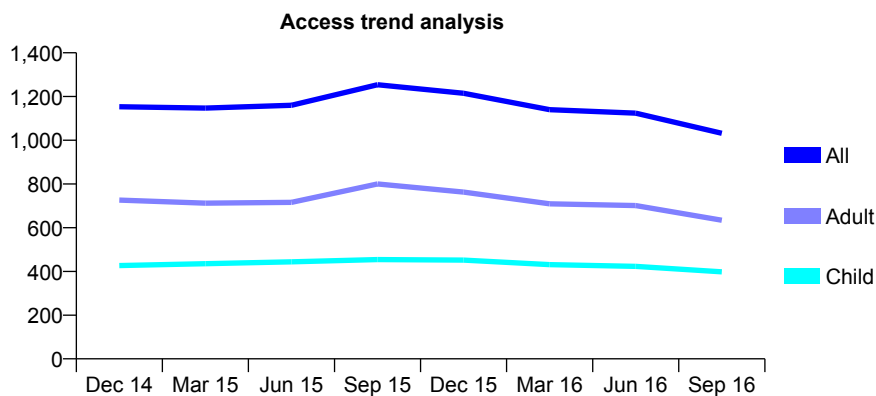
Q66 - Vital Signs At a Glance Contract Report for 116629/0001 - September 2016

Name or company name	OLIVELLE & ASSOCIATES LIMITED
Contract type name	GDS Contract
Purpose of contract	General
Contract start date	01/04/2011
Contract end date	

16/17 Contracted general activity (UDA)	1,000
Carry forward general activity (UDA)	-15
16/17 Contracted orthodontic activity (UOA)	0
Carry forward orthodontic activity (UOA)	0
Baseline contract value	£28,858.32

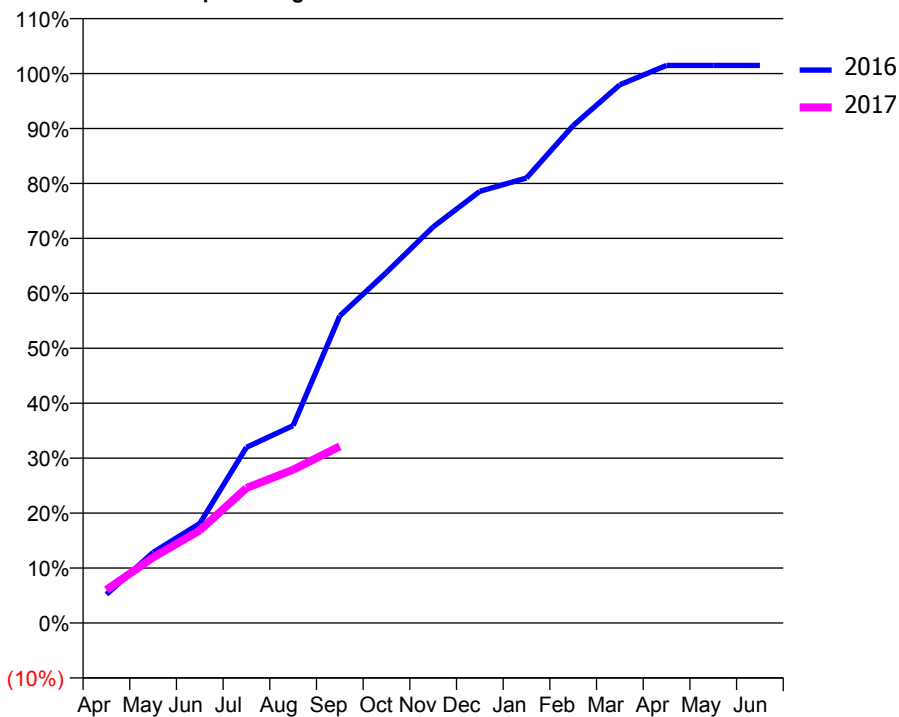
ACCESS*

Patients seen in 24 months	Total	Change since previous quarter
Quarter ending September 2015	1,254	
Quarter ending December 2015	1,215	↓
Quarter ending March 2016	1,140	↓
Quarter ending June 2016	1,124	↓
Quarter ending September 2016	1,032	↓
Variance since September 2015	(17.7%)	↓



ACTIVITY

Cumulative percentage of contracted UDA delivered 2016 & 2017



Month	Adjusted Scheduled Activity (UDA)	
	2016	2017
April	52	60
May	128	119
June	181	169
July	320	246
August	359	279
September	559	321
October	638	
November	721	
December	786	
January	810	
February	905	
March	980	
April	1,015	
May	1,015	
June	1,015	

QUALITY

	Quantity	Base Number	Contract	AT	Region	England
% of FP17s for the same patient ID Re-attending within 3 months - Children	21	259	8.1%	10.4%	11.8%	12.4%
% of FP17s for the same patient ID Re-attending within 3 months - Adults	54	405	13.3%	16.1%	16.6%	16.7%
% of FP17s for the same patient ID Re-attending between 3 & 9 months - Children	160	259	61.8%	58.5%	60.2%	57.4%
% of FP17s for the same patient ID Re-attending between 3 & 9 months - Adults	170	405	42.0%	49.6%	52.0%	50.5%
% of FP17s for Band 1 Urgent Courses	17	223	7.6%	10.6%	9.4%	9.1%
% of FP17s Relating to Free Repair or Replacements	0	223	0.0%	0.9%	0.7%	0.8%
% of FP17s Relating to Continuations	0	223	0.0%	1.4%	1.2%	1.3%
% of Patients satisfied with the dentistry they have received	2	2	N/A	93.2%	93.6%	93.2%
% of Patients satisfied with the time they had to wait for an appointment	2	2	N/A	88.6%	89.1%	89.0%

* This is based on patients treated on this contract for their most recent course of treatment. Figures in italics indicate the base number of FP17s or Patient Questionnaire responses are less than 100. N/A is shown where the base number of responses is less than 10 during the period. % is calculated as Quantity/Base number*100

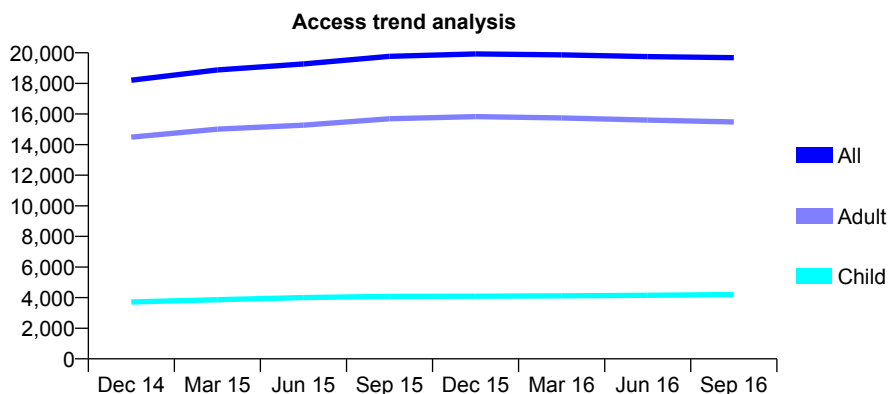
Q66 - Vital Signs At a Glance Contract Report for 118370/0001 - September 2016

Name or company name	Mainstone Health Ltd
Contract type name	GDS Contract
Purpose of contract	General
Contract start date	01/04/2008
Contract end date	

16/17 Contracted general activity (UDA)	52,550
Carry forward general activity (UDA)	0
16/17 Contracted orthodontic activity (UOA)	0
Carry forward orthodontic activity (UOA)	0
Baseline contract value	£1,383,625.09

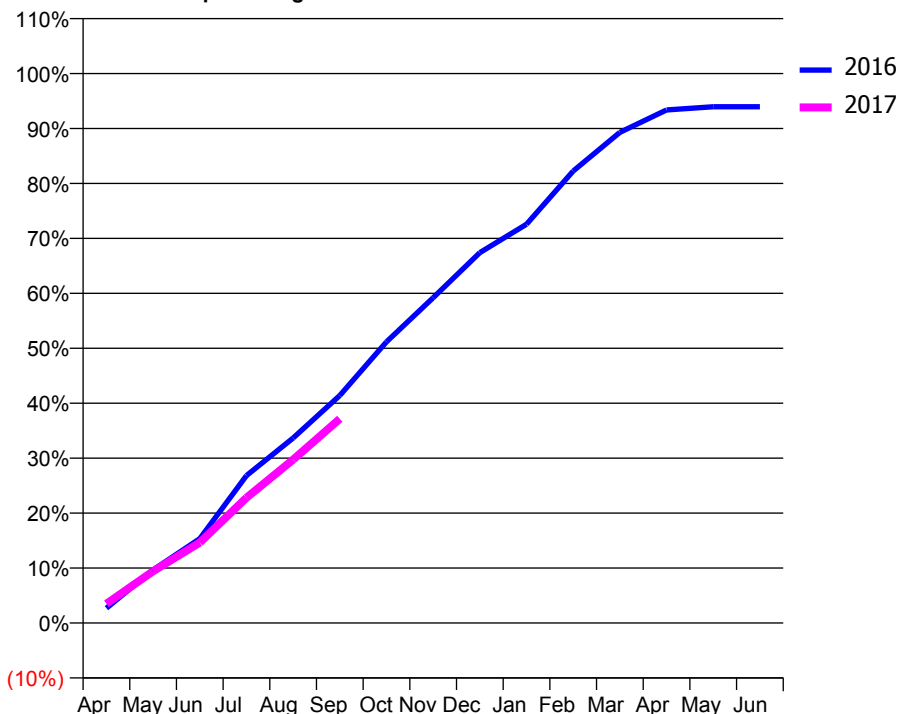
ACCESS*

Patients seen in 24 months	Total	Change since previous quarter
Quarter ending September 2015	19,773	
Quarter ending December 2015	19,924	→
Quarter ending March 2016	19,862	→
Quarter ending June 2016	19,754	→
Quarter ending September 2016	19,684	→
Variance since September 2015	(0.5%)	→



ACTIVITY

Cumulative percentage of contracted UDA delivered 2016 & 2017



Month	Adjusted Scheduled Activity (UDA)	
	2016	2017
April	1,422	1,841
May	5,083	4,955
June	8,068	7,692
July	14,092	11,975
August	17,693	15,630
September	21,758	19,528
October	26,891	
November	31,108	
December	35,420	
January	38,142	
February	43,229	
March	46,927	
April	49,067	
May	49,364	
June	49,364	

QUALITY

	Quantity	Base Number	Contract	AT	Region	England
% of FP17s for the same patient ID Re-attending within 3 months - Children	111	2,447	4.5%	10.4%	11.8%	12.4%
% of FP17s for the same patient ID Re-attending within 3 months - Adults	942	7,086	13.3%	16.1%	16.6%	16.7%
% of FP17s for the same patient ID Re-attending between 3 & 9 months - Children	1,124	2,447	45.9%	58.5%	60.2%	57.4%
% of FP17s for the same patient ID Re-attending between 3 & 9 months - Adults	2,005	7,086	28.3%	49.6%	52.0%	50.5%
% of FP17s for Band 1 Urgent Courses	717	8,675	8.3%	10.6%	9.4%	9.1%
% of FP17s Relating to Free Repair or Replacements	65	8,675	0.7%	0.9%	0.7%	0.8%
% of FP17s Relating to Continuations	219	8,675	2.5%	1.4%	1.2%	1.3%
% of Patients satisfied with the dentistry they have received	41	43	95.3%	93.2%	93.6%	93.2%
% of Patients satisfied with the time they had to wait for an appointment	41	43	95.3%	88.6%	89.1%	89.0%

* This is based on patients treated on this contract for their most recent course of treatment. Figures in italics indicate the base number of FP17s or Patient Questionnaire responses are less than 100. N/A is shown where the base number of responses is less than 10 during the period. % is calculated as Quantity/Base number*100

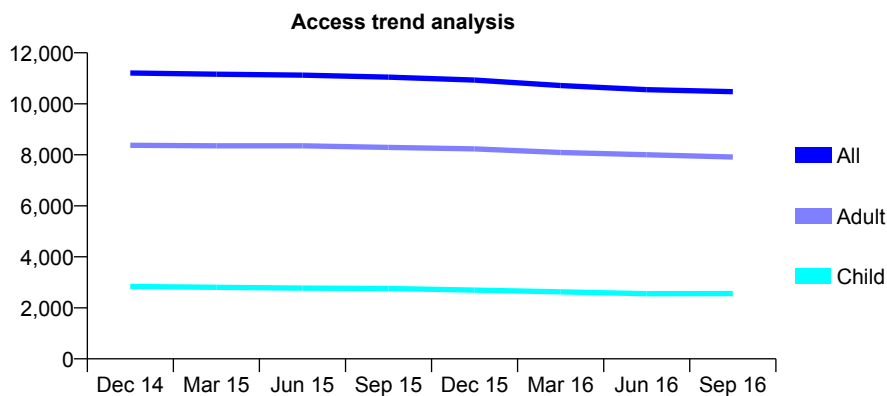
Q66 - Vital Signs At a Glance Contract Report for 121037/0001 - September 2016

Name or company name	Pinhoe Dental Centre Limited
Contract type name	GDS Contract
Purpose of contract	General
Contract start date	01/05/2010
Contract end date	

16/17 Contracted general activity (UDA)	29,282
Carry forward general activity (UDA)	1,019
16/17 Contracted orthodontic activity (UOA)	0
Carry forward orthodontic activity (UOA)	0
Baseline contract value	£1,053,857.14

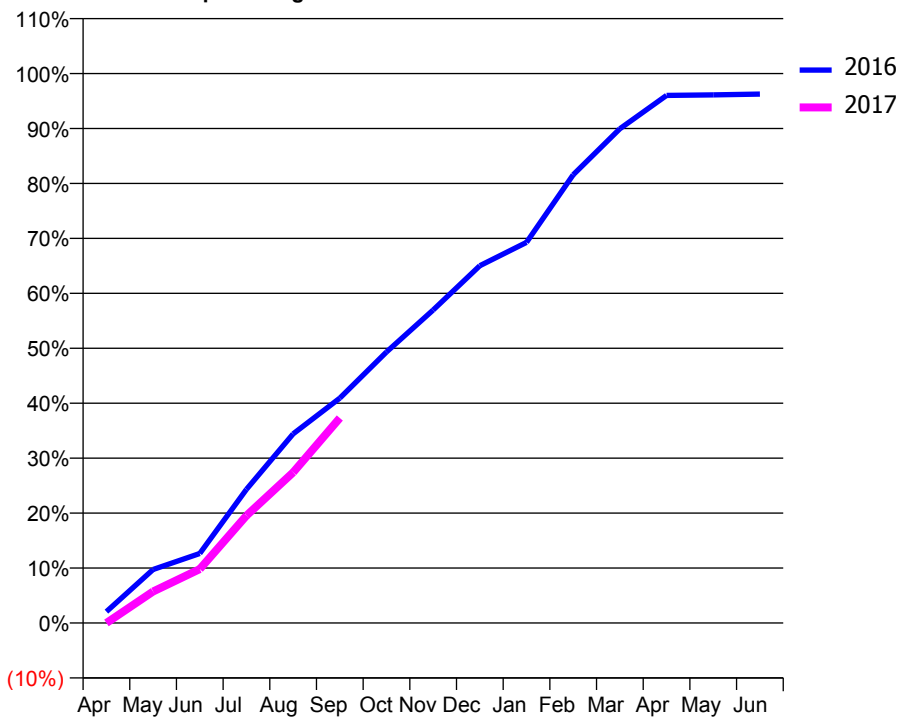
ACCESS*

Patients seen in 24 months	Total	Change since previous quarter
Quarter ending September 2015	11,047	
Quarter ending December 2015	10,930	↓
Quarter ending March 2016	10,716	↓
Quarter ending June 2016	10,555	↓
Quarter ending September 2016	10,474	→
Variance since September 2015	(5.2%)	↓



ACTIVITY

Cumulative percentage of contracted UDA delivered 2016 & 2017



QUALITY

	Quantity	Base Number	Contract	AT	Region	England
% of FP17s for the same patient ID Re-attending within 3 months - Children	156	1,843	8.5%	10.4%	11.8%	12.4%
% of FP17s for the same patient ID Re-attending within 3 months - Adults	764	5,203	14.7%	16.1%	16.6%	16.7%
% of FP17s for the same patient ID Re-attending between 3 & 9 months - Children	1,092	1,843	59.3%	58.5%	60.2%	57.4%
% of FP17s for the same patient ID Re-attending between 3 & 9 months - Adults	2,721	5,203	52.3%	49.6%	52.0%	50.5%
% of FP17s for Band 1 Urgent Courses	656	6,115	10.7%	10.6%	9.4%	9.1%
% of FP17s Relating to Free Repair or Replacements	48	6,115	0.8%	0.9%	0.7%	0.8%
% of FP17s Relating to Continuations	53	6,115	0.9%	1.4%	1.2%	1.3%
% of Patients satisfied with the dentistry they have received	10	10	100.0%	93.2%	93.6%	93.2%
% of Patients satisfied with the time they had to wait for an appointment	8	10	80.0%	88.6%	89.1%	89.0%

* This is based on patients treated on this contract for their most recent course of treatment. Figures in italics indicate the base number of FP17s or Patient Questionnaire responses are less than 100. N/A is shown where the base number of responses is less than 10 during the period. % is calculated as Quantity/Base number*100

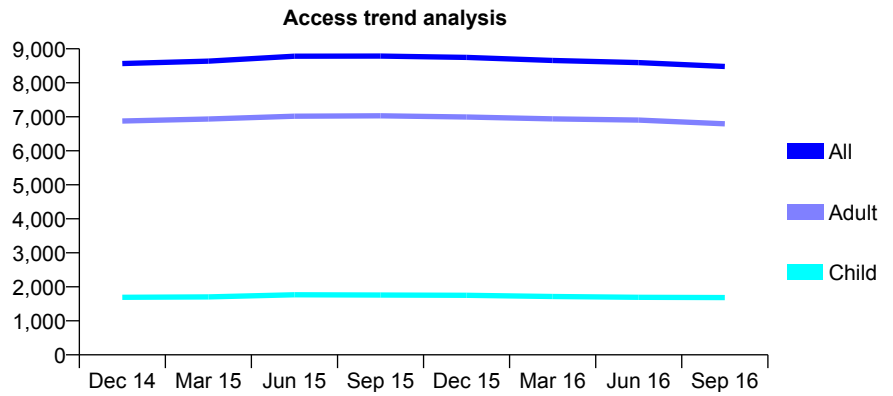
Q66 - Vital Signs At a Glance Contract Report for 121231/0001 - September 2016

Name or company name	Wadebridge Dental Care LTD
Contract type name	GDS Contract
Purpose of contract	General
Contract start date	05/11/2012
Contract end date	

16/17 Contracted general activity (UDA)	27,473
Carry forward general activity (UDA)	1,639
16/17 Contracted orthodontic activity (UOA)	0
Carry forward orthodontic activity (UOA)	0
Baseline contract value	£712,878.18

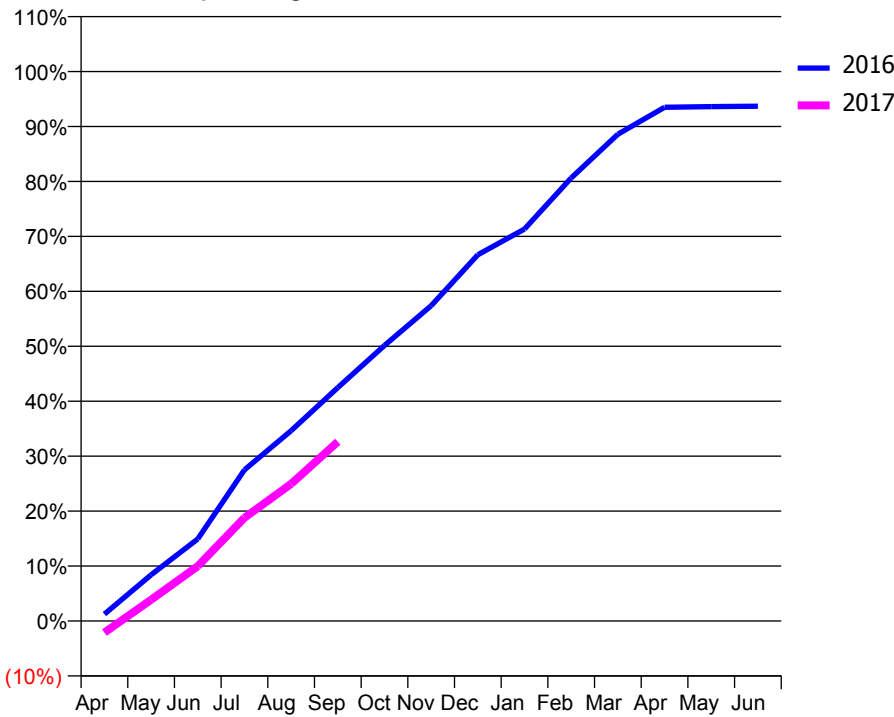
ACCESS*

Patients seen in 24 months	Total	Change since previous quarter
Quarter ending September 2015	8,786	
Quarter ending December 2015	8,748	→
Quarter ending March 2016	8,655	↓
Quarter ending June 2016	8,594	→
Quarter ending September 2016	8,479	↓
Variance since September 2015	(3.5%)	↓



ACTIVITY

Cumulative percentage of contracted UDA delivered 2016 & 2017



Month	Adjusted Scheduled Activity (UDA)	
	2016	2017
April	323	-583
May	2,183	1,062
June	3,882	2,746
July	7,153	5,165
August	9,005	6,860
September	11,046	8,964
October	13,041	
November	14,920	
December	17,332	
January	18,549	
February	20,964	
March	23,033	
April	24,305	
May	24,337	
June	24,361	

QUALITY

	Quantity	Base Number	Contract	AT	Region	England
% of FP17s for the same patient ID Re-attending within 3 months - Children	78	1,220	6.4%	10.4%	11.8%	12.4%
% of FP17s for the same patient ID Re-attending within 3 months - Adults	757	4,738	16.0%	16.1%	16.6%	16.7%
% of FP17s for the same patient ID Re-attending between 3 & 9 months - Children	717	1,220	58.8%	58.5%	60.2%	57.4%
% of FP17s for the same patient ID Re-attending between 3 & 9 months - Adults	2,347	4,738	49.5%	49.6%	52.0%	50.5%
% of FP17s for Band 1 Urgent Courses	304	4,864	6.3%	10.6%	9.4%	9.1%
% of FP17s Relating to Free Repair or Replacements	51	4,864	1.0%	0.9%	0.7%	0.8%
% of FP17s Relating to Continuations	135	4,864	2.8%	1.4%	1.2%	1.3%
% of Patients satisfied with the dentistry they have received	10	10	100.0%	93.2%	93.6%	93.2%
% of Patients satisfied with the time they had to wait for an appointment	10	10	100.0%	88.6%	89.1%	89.0%

* This is based on patients treated on this contract for their most recent course of treatment. Figures in italics indicate the base number of FP17s or Patient Questionnaire responses are less than 100. N/A is shown where the base number of responses is less than 10 during the period. % is calculated as Quantity/Base number*100

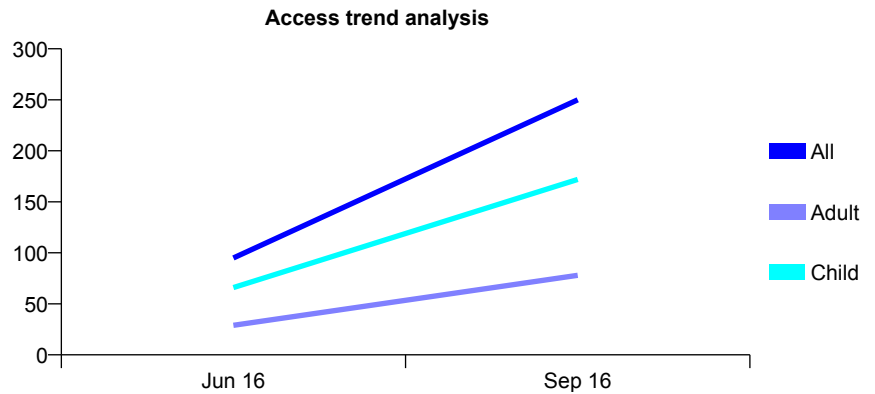
Q66 - Vital Signs At a Glance Contract Report for 122548/0001 - September 2016

Name or company name	Treharne and Moor Partnership
Contract type name	GDS Contract
Purpose of contract	General
Contract start date	01/01/2016
Contract end date	

16/17 Contracted general activity (UDA)	1,298
Carry forward general activity (UDA)	0
16/17 Contracted orthodontic activity (UOA)	0
Carry forward orthodontic activity (UOA)	0
Baseline contract value	£27,884.88

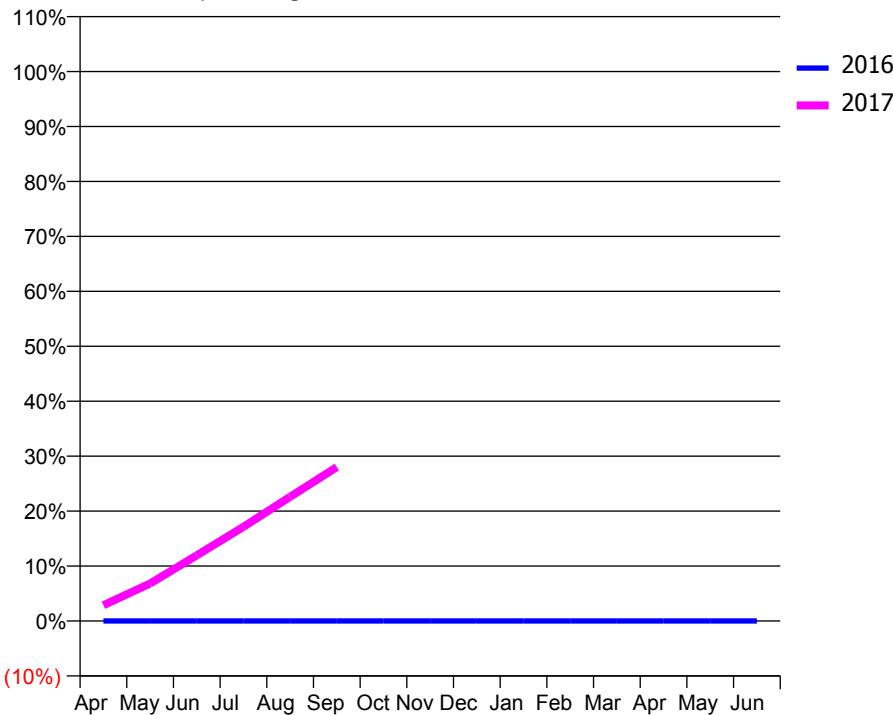
ACCESS*

Patients seen in 24 months	Total	Change since previous quarter
Quarter ending September 2015	0	
Quarter ending December 2015	0	
Quarter ending March 2016	0	
Quarter ending June 2016	95	↑
Quarter ending September 2016	250	↑
Variance since September 2015	N/A	



ACTIVITY

Cumulative percentage of contracted UDA delivered 2016 & 2017



Month	Adjusted Scheduled Activity (UDA)	
	2016	2017
April	0	37
May	0	89
June	0	155
July	0	222
August	0	293
September	0	364
October	0	
November	0	
December	0	
January	0	
February	0	
March	0	
April	0	
May	0	
June	0	

QUALITY

	Quantity	Base Number	Contract	AT	Region	England
% of FP17s for the same patient ID Re-attending within 3 months - Children	12	184	6.5%	10.4%	11.8%	12.4%
% of FP17s for the same patient ID Re-attending within 3 months - Adults	1	71	1.4%	16.1%	16.6%	16.7%
% of FP17s for the same patient ID Re-attending between 3 & 9 months - Children	6	184	3.3%	58.5%	60.2%	57.4%
% of FP17s for the same patient ID Re-attending between 3 & 9 months - Adults	0	71	0.0%	49.6%	52.0%	50.5%
% of FP17s for Band 1 Urgent Courses	14	255	5.5%	10.6%	9.4%	9.1%
% of FP17s Relating to Free Repair or Replacements	0	255	0.0%	0.9%	0.7%	0.8%
% of FP17s Relating to Continuations	0	255	0.0%	1.4%	1.2%	1.3%
% of Patients satisfied with the dentistry they have received	0	0	N/A	93.2%	93.6%	93.2%
% of Patients satisfied with the time they had to wait for an appointment	0	0	N/A	88.6%	89.1%	89.0%

* This is based on patients treated on this contract for their most recent course of treatment. Figures in italics indicate the base number of FP17s or Patient Questionnaire responses are less than 100. N/A is shown where the base number of responses is less than 10 during the period. % is calculated as Quantity/Base number*100

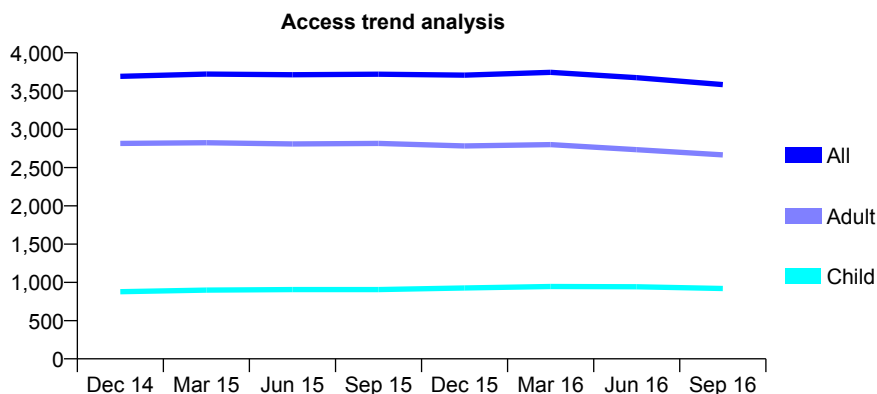
Q66 - Vital Signs At a Glance Contract Report for 124362/0001 - September 2016

Name or company name	Dental Dimensions
Contract type name	GDS Contract
Purpose of contract	General
Contract start date	01/02/2009
Contract end date	

16/17 Contracted general activity (UDA)	15,000
Carry forward general activity (UDA)	142
16/17 Contracted orthodontic activity (UOA)	0
Carry forward orthodontic activity (UOA)	0
Baseline contract value	£354,665.07

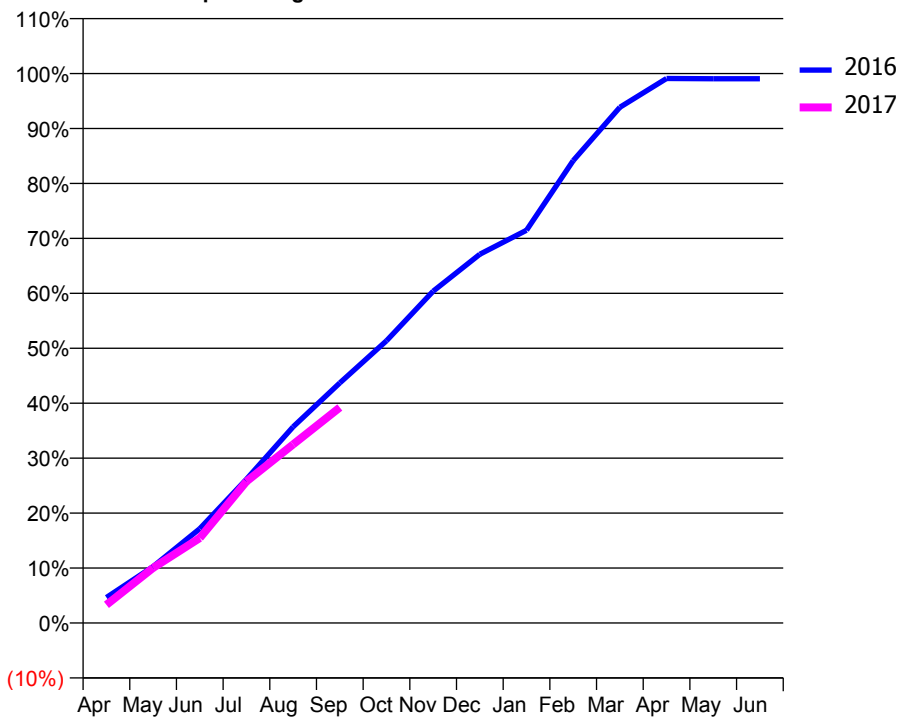
ACCESS*

Patients seen in 24 months	Total	Change since previous quarter
Quarter ending September 2015	3,721	
Quarter ending December 2015	3,708	→
Quarter ending March 2016	3,745	→
Quarter ending June 2016	3,675	↓
Quarter ending September 2016	3,585	↓
Variance since September 2015	(3.7%)	↓



ACTIVITY

Cumulative percentage of contracted UDA delivered 2016 & 2017



Month	Adjusted Scheduled Activity (UDA)	
	2016	2017
April	697	498
May	1,540	1,504
June	2,574	2,320
July	3,928	3,865
August	5,356	4,876
September	6,553	5,884
October	7,703	
November	9,059	
December	10,066	
January	10,720	
February	12,622	
March	14,077	
April	14,864	
May	14,858	
June	14,858	

QUALITY

	Quantity	Base Number	Contract	AT	Region	England
% of FP17s for the same patient ID Re-attending within 3 months - Children	104	726	14.3%	10.4%	11.8%	12.4%
% of FP17s for the same patient ID Re-attending within 3 months - Adults	508	2,020	25.1%	16.1%	16.6%	16.7%
% of FP17s for the same patient ID Re-attending between 3 & 9 months - Children	409	726	56.3%	58.5%	60.2%	57.4%
% of FP17s for the same patient ID Re-attending between 3 & 9 months - Adults	1,090	2,020	54.0%	49.6%	52.0%	50.5%
% of FP17s for Band 1 Urgent Courses	199	2,467	8.1%	10.6%	9.4%	9.1%
% of FP17s Relating to Free Repair or Replacements	2	2,467	0.1%	0.9%	0.7%	0.8%
% of FP17s Relating to Continuations	110	2,467	4.5%	1.4%	1.2%	1.3%
% of Patients satisfied with the dentistry they have received	6	6	N/A	93.2%	93.6%	93.2%
% of Patients satisfied with the time they had to wait for an appointment	5	6	N/A	88.6%	89.1%	89.0%

* This is based on patients treated on this contract for their most recent course of treatment. Figures in italics indicate the base number of FP17s or Patient Questionnaire responses are less than 100. N/A is shown where the base number of responses is less than 10 during the period. % is calculated as Quantity/Base number*100

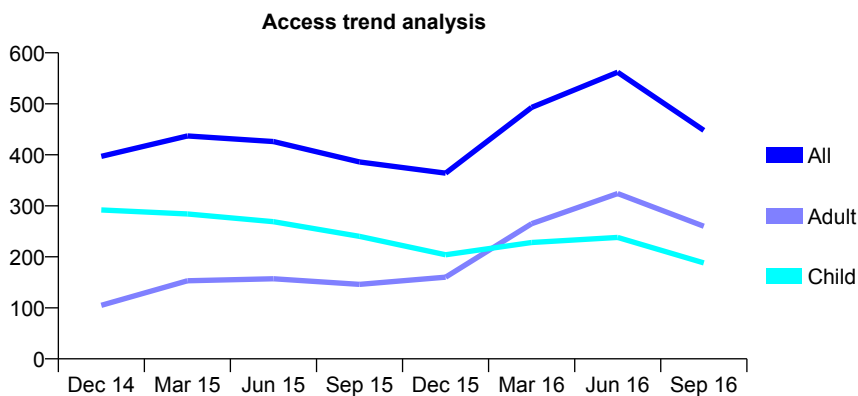
Q66 - Vital Signs At a Glance Contract Report for 125776/0009 - September 2016

Name or company name	Apex Dental Care Ltd
Contract type name	GDS Contract
Purpose of contract	General
Contract start date	01/08/2010
Contract end date	

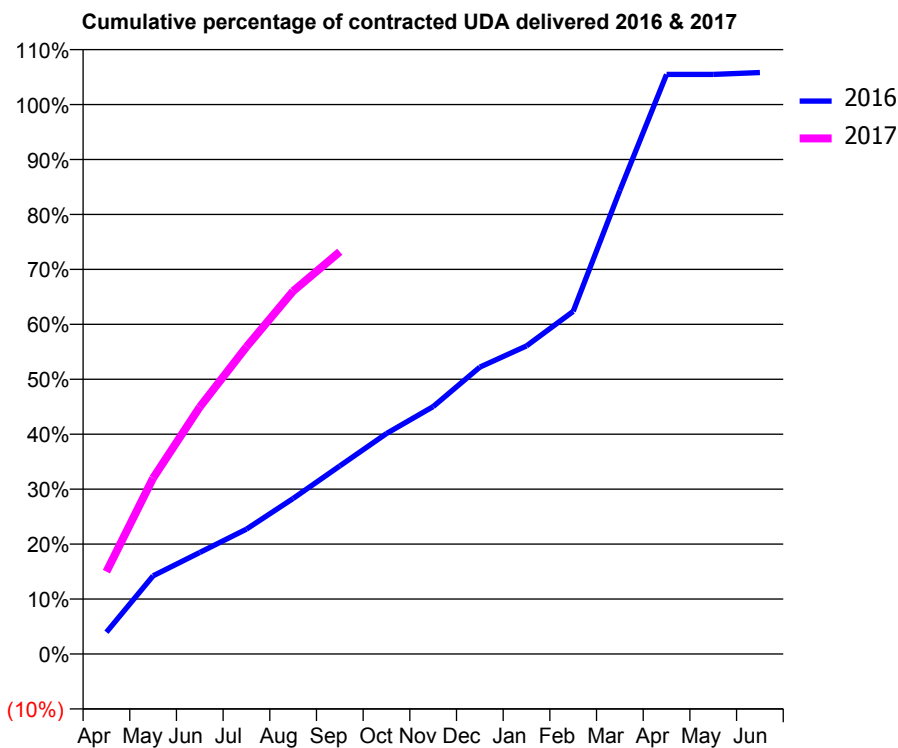
16/17 Contracted general activity (UDA)	882
Carry forward general activity (UDA)	-18
16/17 Contracted orthodontic activity (UOA)	0
Carry forward orthodontic activity (UOA)	0
Baseline contract value	£20,647.20

ACCESS*

Patients seen in 24 months	Total	Change since previous quarter
Quarter ending September 2015	386	
Quarter ending December 2015	364	↓
Quarter ending March 2016	493	↑
Quarter ending June 2016	562	↑
Quarter ending September 2016	448	↓
Variance since September 2015	16.1%	↑



ACTIVITY



Month	Adjusted Scheduled Activity (UDA)	
	2016	2017
April	35	132
May	126	282
June	163	397
July	200	493
August	250	582
September	302	646
October	354	
November	397	
December	460	
January	495	
February	550	
March	744	
April	930	
May	930	
June	933	

QUALITY

	Quantity	Base Number	Contract	AT	Region	England
% of FP17s for the same patient ID Re-attending within 3 months - Children	10	140	7.1%	10.4%	11.8%	12.4%
% of FP17s for the same patient ID Re-attending within 3 months - Adults	14	226	6.2%	16.1%	16.6%	16.7%
% of FP17s for the same patient ID Re-attending between 3 & 9 months - Children	49	140	35.0%	58.5%	60.2%	57.4%
% of FP17s for the same patient ID Re-attending between 3 & 9 months - Adults	34	226	15.0%	49.6%	52.0%	50.5%
% of FP17s for Band 1 Urgent Courses	13	264	4.9%	10.6%	9.4%	9.1%
% of FP17s Relating to Free Repair or Replacements	0	264	0.0%	0.9%	0.7%	0.8%
% of FP17s Relating to Continuations	4	264	1.5%	1.4%	1.2%	1.3%
% of Patients satisfied with the dentistry they have received	0	0	N/A	93.2%	93.6%	93.2%
% of Patients satisfied with the time they had to wait for an appointment	0	0	N/A	88.6%	89.1%	89.0%

* This is based on patients treated on this contract for their most recent course of treatment. Figures in italics indicate the base number of FP17s or Patient Questionnaire responses are less than 100. N/A is shown where the base number of responses is less than 10 during the period. % is calculated as Quantity/Base number*100

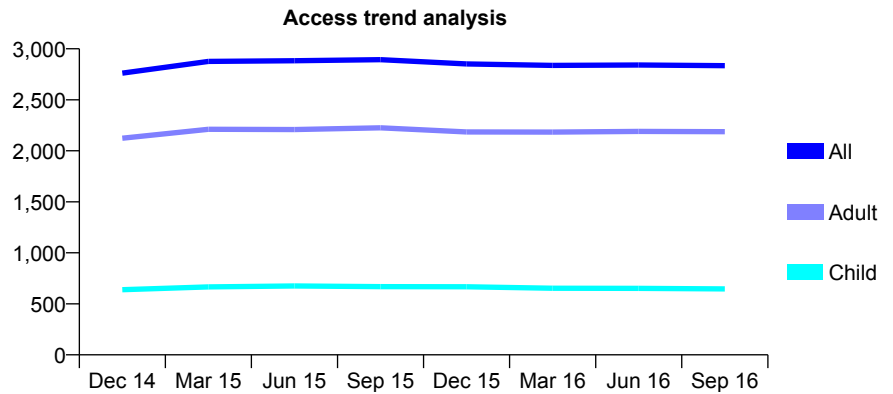
Q66 - Vital Signs At a Glance Contract Report for 126713/0001 - September 2016

Name or company name	CASTLE HILL DENTAL PRACTICE LIMITE
Contract type name	GDS Contract
Purpose of contract	General
Contract start date	01/04/2011
Contract end date	

16/17 Contracted general activity (UDA)	10,118
Carry forward general activity (UDA)	0
16/17 Contracted orthodontic activity (UOA)	0
Carry forward orthodontic activity (UOA)	0
Baseline contract value	£267,822.49

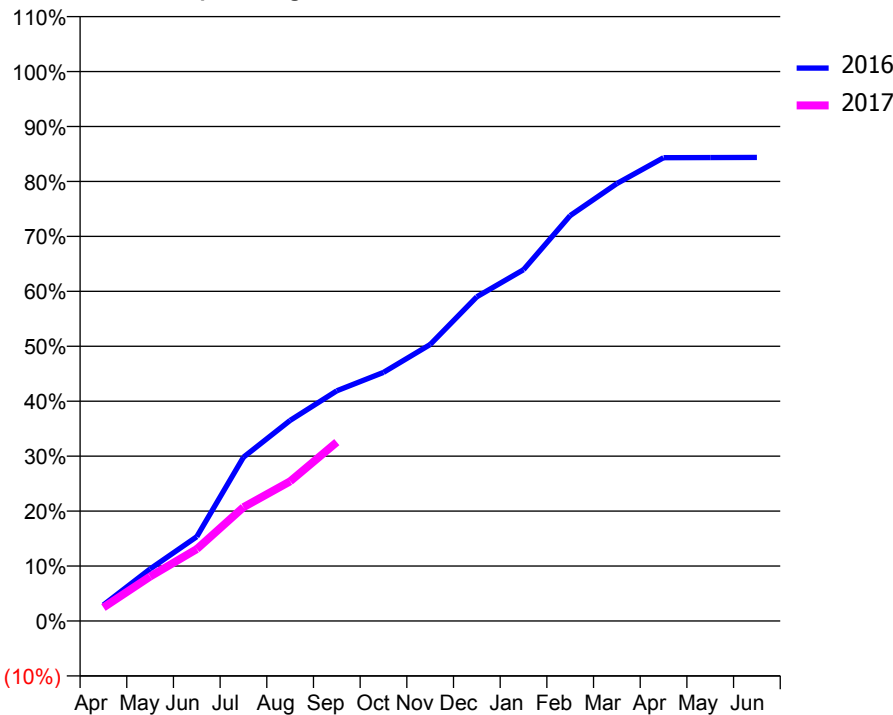
ACCESS*

Patients seen in 24 months	Total	Change since previous quarter
Quarter ending September 2015	2,894	
Quarter ending December 2015	2,852	↓
Quarter ending March 2016	2,837	→
Quarter ending June 2016	2,841	→
Quarter ending September 2016	2,835	→
Variance since September 2015	(2.0%)	↓



ACTIVITY

Cumulative percentage of contracted UDA delivered 2016 & 2017



Month	Adjusted Scheduled Activity (UDA)	
	2016	2017
April	232	248
May	750	820
June	1,216	1,325
July	2,360	2,095
August	2,891	2,572
September	3,317	3,293
October	3,582	
November	3,984	
December	4,673	
January	5,063	
February	5,842	
March	6,302	
April	6,676	
May	6,678	
June	6,679	

QUALITY

	Quantity	Base Number	Contract	AT	Region	England
% of FP17s for the same patient ID Re-attending within 3 months - Children	18	447	4.0%	10.4%	11.8%	12.4%
% of FP17s for the same patient ID Re-attending within 3 months - Adults	111	1,311	8.5%	16.1%	16.6%	16.7%
% of FP17s for the same patient ID Re-attending between 3 & 9 months - Children	242	447	54.1%	58.5%	60.2%	57.4%
% of FP17s for the same patient ID Re-attending between 3 & 9 months - Adults	697	1,311	53.2%	49.6%	52.0%	50.5%
% of FP17s for Band 1 Urgent Courses	66	1,626	4.1%	10.6%	9.4%	9.1%
% of FP17s Relating to Free Repair or Replacements	0	1,626	0.0%	0.9%	0.7%	0.8%
% of FP17s Relating to Continuations	10	1,626	0.6%	1.4%	1.2%	1.3%
% of Patients satisfied with the dentistry they have received	2	2	N/A	93.2%	93.6%	93.2%
% of Patients satisfied with the time they had to wait for an appointment	2	2	N/A	88.6%	89.1%	89.0%

* This is based on patients treated on this contract for their most recent course of treatment. Figures in italics indicate the base number of FP17s or Patient Questionnaire responses are less than 100. N/A is shown where the base number of responses is less than 10 during the period. % is calculated as Quantity/Base number*100

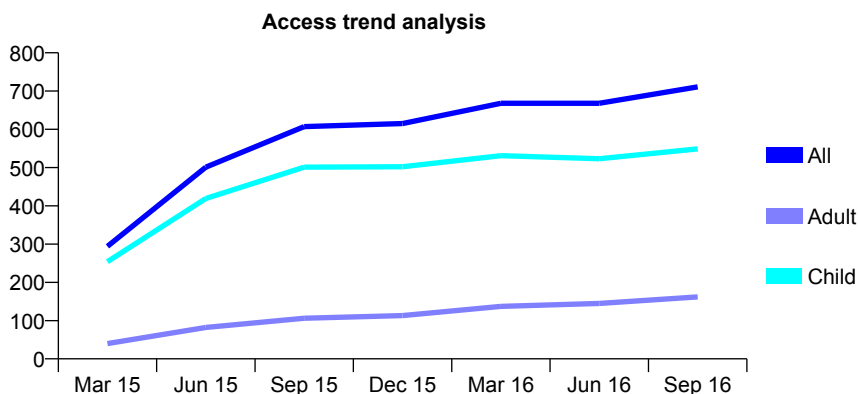
Q66 - Vital Signs At a Glance Contract Report for 127310/0001 - September 2016

Name or company name	Green Room Dentistry
Contract type name	GDS Contract
Purpose of contract	General
Contract start date	01/01/2015
Contract end date	

16/17 Contracted general activity (UDA)	1,718
Carry forward general activity (UDA)	-9
16/17 Contracted orthodontic activity (UOA)	0
Carry forward orthodontic activity (UOA)	0
Baseline contract value	£44,589.30

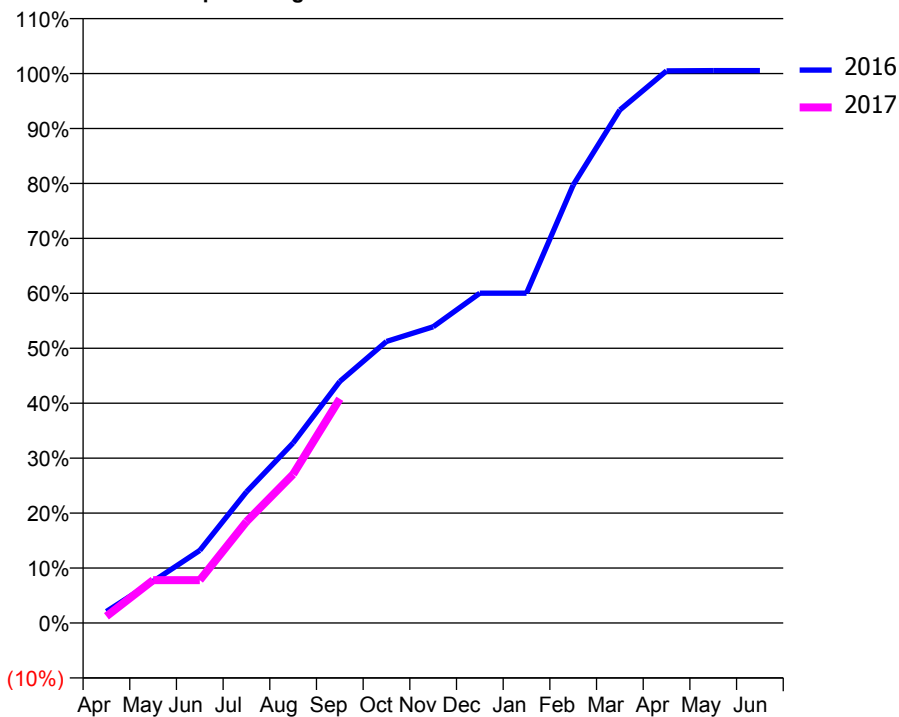
ACCESS*

Patients seen in 24 months	Total	Change since previous quarter
Quarter ending September 2015	607	
Quarter ending December 2015	615	→
Quarter ending March 2016	668	↑
Quarter ending June 2016	668	→
Quarter ending September 2016	711	↑
Variance since September 2015	17.1%	↑



ACTIVITY

Cumulative percentage of contracted UDA delivered 2016 & 2017



Month	Adjusted Scheduled Activity (UDA)	
	2016	2017
April	36	21
May	130	134
June	227	134
July	410	317
August	563	465
September	755	701
October	880	
November	926	
December	1,031	
January	1,031	
February	1,369	
March	1,604	
April	1,726	
May	1,727	
June	1,727	

QUALITY

	Quantity	Base Number	Contract	AT	Region	England
% of FP17s for the same patient ID Re-attending within 3 months - Children	14	488	2.9%	10.4%	11.8%	12.4%
% of FP17s for the same patient ID Re-attending within 3 months - Adults	6	94	6.4%	16.1%	16.6%	16.7%
% of FP17s for the same patient ID Re-attending between 3 & 9 months - Children	386	488	79.1%	58.5%	60.2%	57.4%
% of FP17s for the same patient ID Re-attending between 3 & 9 months - Adults	66	94	70.2%	49.6%	52.0%	50.5%
% of FP17s for Band 1 Urgent Courses	0	502	0.0%	10.6%	9.4%	9.1%
% of FP17s Relating to Free Repair or Replacements	0	502	0.0%	0.9%	0.7%	0.8%
% of FP17s Relating to Continuations	0	502	0.0%	1.4%	1.2%	1.3%
% of Patients satisfied with the dentistry they have received	2	2	N/A	93.2%	93.6%	93.2%
% of Patients satisfied with the time they had to wait for an appointment	1	2	N/A	88.6%	89.1%	89.0%

* This is based on patients treated on this contract for their most recent course of treatment. Figures in italics indicate the base number of FP17s or Patient Questionnaire responses are less than 100. N/A is shown where the base number of responses is less than 10 during the period. % is calculated as Quantity/Base number*100

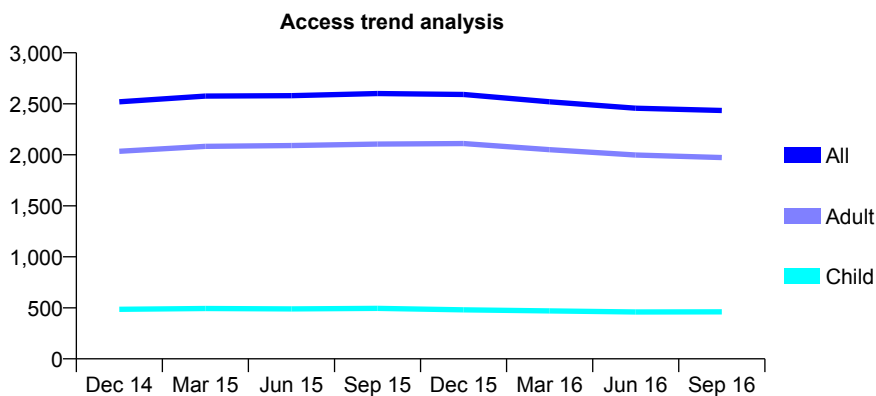
Q66 - Vital Signs At a Glance Contract Report for 127329/0001 - September 2016

Name or company name	Diplomat Devon Ltd
Contract type name	GDS Contract
Purpose of contract	General
Contract start date	06/12/2010
Contract end date	

16/17 Contracted general activity (UDA)	9,000
Carry forward general activity (UDA)	0
16/17 Contracted orthodontic activity (UOA)	0
Carry forward orthodontic activity (UOA)	0
Baseline contract value	£229,591.19

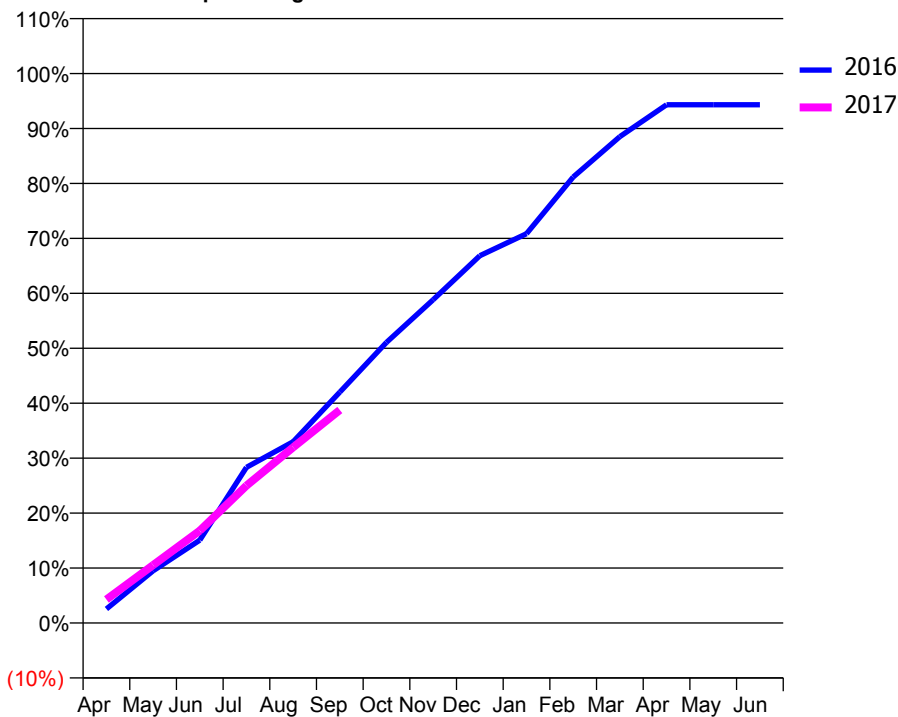
ACCESS*

Patients seen in 24 months	Total	Change since previous quarter
Quarter ending September 2015	2,600	
Quarter ending December 2015	2,591	→
Quarter ending March 2016	2,520	↓
Quarter ending June 2016	2,457	↓
Quarter ending September 2016	2,434	→
Variance since September 2015	(6.4%)	↓



ACTIVITY

Cumulative percentage of contracted UDA delivered 2016 & 2017



Month	Adjusted Scheduled Activity (UDA)	
	2016	2017
April	230	385
May	855	948
June	1,358	1,513
July	2,549	2,250
August	2,969	2,877
September	3,781	3,488
October	4,595	
November	5,295	
December	6,017	
January	6,377	
February	7,304	
March	7,967	
April	8,488	
May	8,488	
June	8,488	

QUALITY

	Quantity	Base Number	Contract	AT	Region	England
% of FP17s for the same patient ID Re-attending within 3 months - Children	26	390	6.7%	10.4%	11.8%	12.4%
% of FP17s for the same patient ID Re-attending within 3 months - Adults	310	1,607	19.3%	16.1%	16.6%	16.7%
% of FP17s for the same patient ID Re-attending between 3 & 9 months - Children	256	390	65.6%	58.5%	60.2%	57.4%
% of FP17s for the same patient ID Re-attending between 3 & 9 months - Adults	999	1,607	62.2%	49.6%	52.0%	50.5%
% of FP17s for Band 1 Urgent Courses	197	1,816	10.8%	10.6%	9.4%	9.1%
% of FP17s Relating to Free Repair or Replacements	6	1,816	0.3%	0.9%	0.7%	0.8%
% of FP17s Relating to Continuations	14	1,816	0.8%	1.4%	1.2%	1.3%
% of Patients satisfied with the dentistry they have received	7	7	N/A	93.2%	93.6%	93.2%
% of Patients satisfied with the time they had to wait for an appointment	6	7	N/A	88.6%	89.1%	89.0%

* This is based on patients treated on this contract for their most recent course of treatment. Figures in italics indicate the base number of FP17s or Patient Questionnaire responses are less than 100. N/A is shown where the base number of responses is less than 10 during the period. % is calculated as Quantity/Base number*100

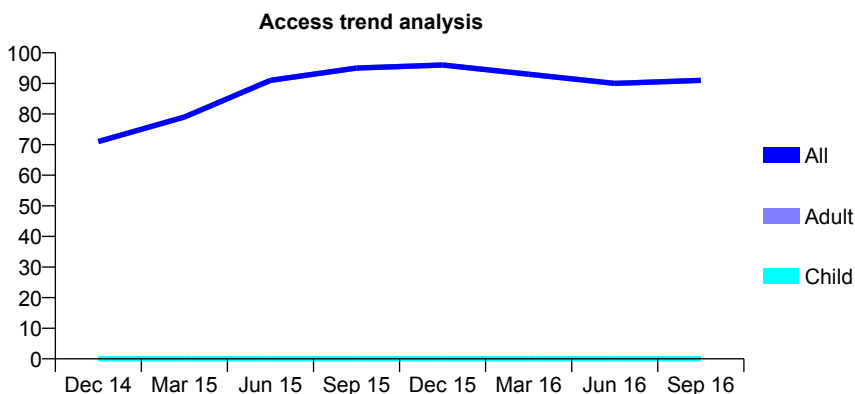
Q66 - Vital Signs At a Glance Contract Report for 127329/0002 - September 2016

Name or company name	Diplomat Devon Ltd
Contract type name	PDS Contract
Purpose of contract	General
Contract start date	01/10/2013
Contract end date	31/03/2017

16/17 Contracted general activity (UDA)	540
Carry forward general activity (UDA)	0
16/17 Contracted orthodontic activity (UOA)	0
Carry forward orthodontic activity (UOA)	0
Baseline contract value	£11,479.69

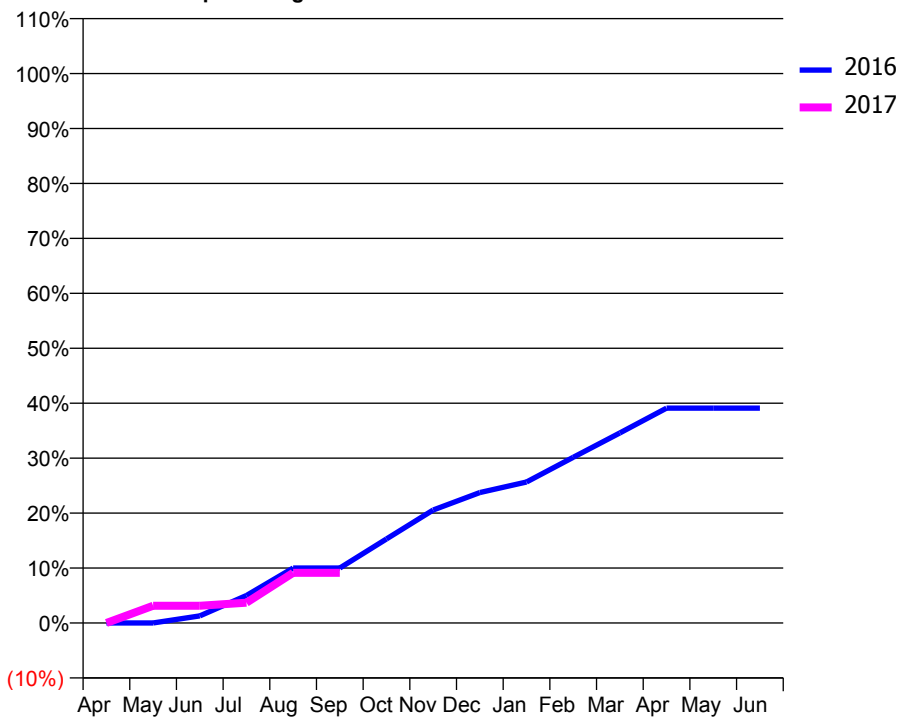
ACCESS*

Patients seen in 24 months	Total	Change since previous quarter
Quarter ending September 2015	95	
Quarter ending December 2015	96	→
Quarter ending March 2016	93	↓
Quarter ending June 2016	90	↓
Quarter ending September 2016	91	→
Variance since September 2015	(4.2%)	↓



ACTIVITY

Cumulative percentage of contracted UDA delivered 2016 & 2017



QUALITY

	Quantity	Base Number	Contract	AT	Region	England
% of FP17s for the same patient ID Re-attending within 3 months - Children	0	0	N/A	10.4%	11.8%	12.4%
% of FP17s for the same patient ID Re-attending within 3 months - Adults	5	37	13.5%	16.1%	16.6%	16.7%
% of FP17s for the same patient ID Re-attending between 3 & 9 months - Children	0	0	N/A	58.5%	60.2%	57.4%
% of FP17s for the same patient ID Re-attending between 3 & 9 months - Adults	13	37	35.1%	49.6%	52.0%	50.5%
% of FP17s for Band 1 Urgent Courses	2	23	8.7%	10.6%	9.4%	9.1%
% of FP17s Relating to Free Repair or Replacements	0	23	0.0%	0.9%	0.7%	0.8%
% of FP17s Relating to Continuations	0	23	0.0%	1.4%	1.2%	1.3%
% of Patients satisfied with the dentistry they have received	0	0	N/A	93.2%	93.6%	93.2%
% of Patients satisfied with the time they had to wait for an appointment	0	0	N/A	88.6%	89.1%	89.0%

* This is based on patients treated on this contract for their most recent course of treatment. Figures in italics indicate the base number of FP17s or Patient Questionnaire responses are less than 100. N/A is shown where the base number of responses is less than 10 during the period. % is calculated as Quantity/Base number*100

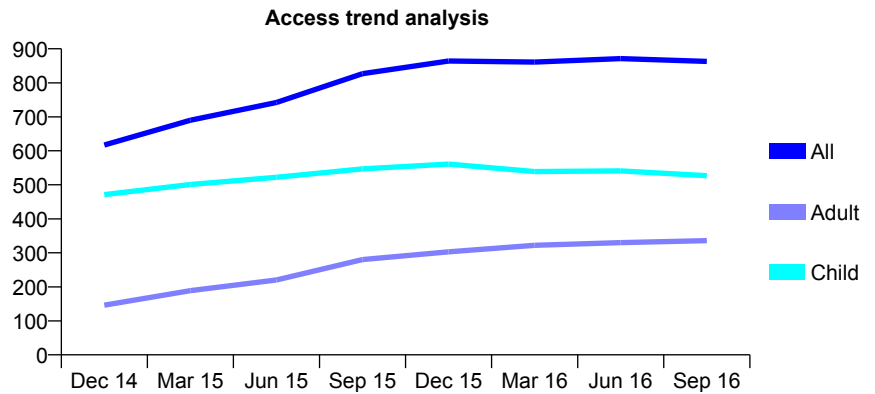
Q66 - Vital Signs At a Glance Contract Report for 127817/0001 - September 2016

Name or company name	Shiphay Dental & Torbay Implant Centre
Contract type name	GDS Contract
Purpose of contract	General
Contract start date	01/06/2014
Contract end date	

16/17 Contracted general activity (UDA)	2,000
Carry forward general activity (UDA)	-25
16/17 Contracted orthodontic activity (UOA)	0
Carry forward orthodontic activity (UOA)	0
Baseline contract value	£46,388.64

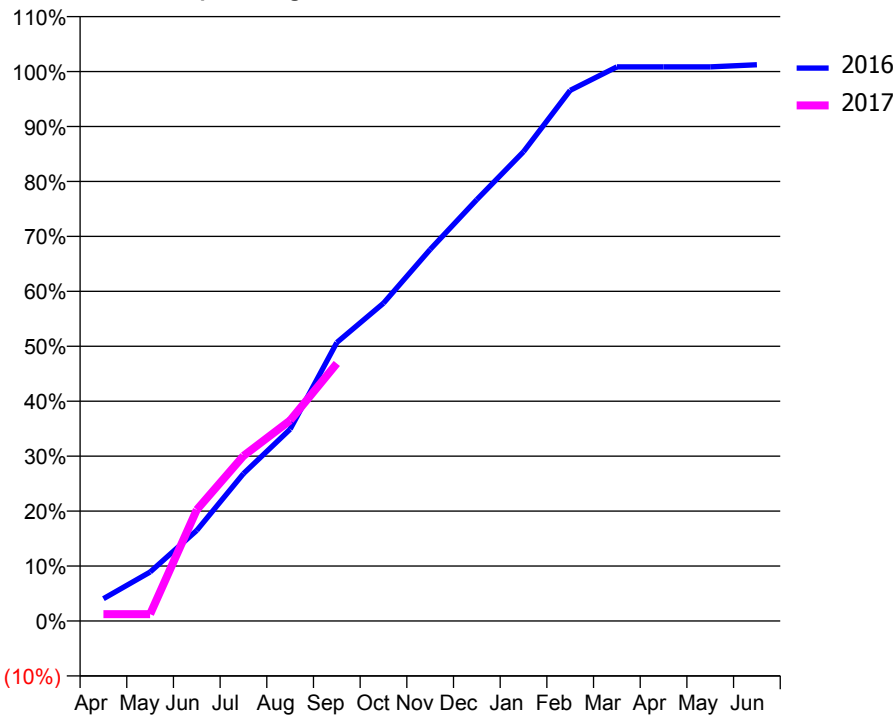
ACCESS*

Patients seen in 24 months	Total	Change since previous quarter
Quarter ending September 2015	827	
Quarter ending December 2015	864	↑
Quarter ending March 2016	861	→
Quarter ending June 2016	871	→
Quarter ending September 2016	863	→
Variance since September 2015	4.4%	↑



ACTIVITY

Cumulative percentage of contracted UDA delivered 2016 & 2017



Month	Adjusted Scheduled Activity (UDA)	
	2016	2017
April	81	25
May	178	25
June	330	405
July	536	601
August	698	730
September	1,013	938
October	1,157	
November	1,352	
December	1,534	
January	1,708	
February	1,932	
March	2,017	
April	2,017	
May	2,017	
June	2,025	

QUALITY

	Quantity	Base Number	Contract	AT	Region	England
% of FP17s for the same patient ID Re-attending within 3 months - Children	21	465	4.5%	10.4%	11.8%	12.4%
% of FP17s for the same patient ID Re-attending within 3 months - Adults	9	207	4.3%	16.1%	16.6%	16.7%
% of FP17s for the same patient ID Re-attending between 3 & 9 months - Children	356	465	76.6%	58.5%	60.2%	57.4%
% of FP17s for the same patient ID Re-attending between 3 & 9 months - Adults	146	207	70.5%	49.6%	52.0%	50.5%
% of FP17s for Band 1 Urgent Courses	33	667	4.9%	10.6%	9.4%	9.1%
% of FP17s Relating to Free Repair or Replacements	6	667	0.9%	0.9%	0.7%	0.8%
% of FP17s Relating to Continuations	1	667	0.1%	1.4%	1.2%	1.3%
% of Patients satisfied with the dentistry they have received	1	1	N/A	93.2%	93.6%	93.2%
% of Patients satisfied with the time they had to wait for an appointment	1	1	N/A	88.6%	89.1%	89.0%

* This is based on patients treated on this contract for their most recent course of treatment. Figures in italics indicate the base number of FP17s or Patient Questionnaire responses are less than 100. N/A is shown where the base number of responses is less than 10 during the period. % is calculated as Quantity/Base number*100

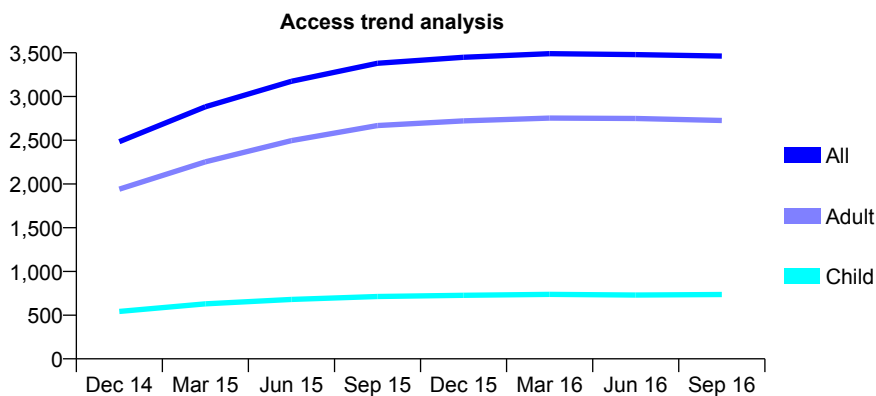
Q66 - Vital Signs At a Glance Contract Report for 129550/0001 - September 2016

Name or company name	Noahs Ark (Fowey) Ltd
Contract type name	Pilot Contract
Purpose of contract	General
Contract start date	01/09/2013
Contract end date	

16/17 Contracted general activity (UDA)	8,983
Carry forward general activity (UDA)	0
16/17 Contracted orthodontic activity (UOA)	0
Carry forward orthodontic activity (UOA)	0
Baseline contract value	£238,607.16

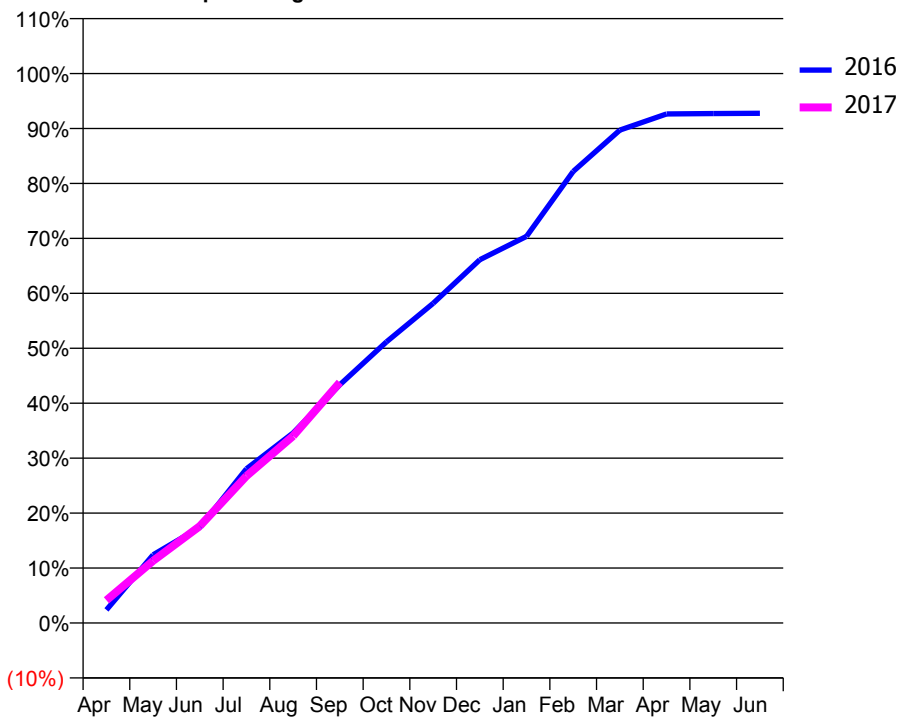
ACCESS*

Patients seen in 24 months	Total	Change since previous quarter
Quarter ending September 2015	3,381	
Quarter ending December 2015	3,449	↑
Quarter ending March 2016	3,490	→
Quarter ending June 2016	3,479	→
Quarter ending September 2016	3,462	→
Variance since September 2015	2.4%	↑



ACTIVITY

Cumulative percentage of contracted UDA delivered 2016 & 2017



Month	Adjusted Scheduled Activity (UDA)	
	2016	2017
April	215	373
May	1,114	1,017
June	1,563	1,584
July	2,521	2,402
August	3,107	3,057
September	3,894	3,933
October	4,596	
November	5,227	
December	5,938	
January	6,321	
February	7,382	
March	8,058	
April	8,322	
May	8,329	
June	8,332	

QUALITY

	Quantity	Base Number	Contract	AT	Region	England
% of FP17s for the same patient ID Re-attending within 3 months - Children	53	589	9.0%	10.4%	11.8%	12.4%
% of FP17s for the same patient ID Re-attending within 3 months - Adults	252	1,610	15.7%	16.1%	16.6%	16.7%
% of FP17s for the same patient ID Re-attending between 3 & 9 months - Children	351	589	59.6%	58.5%	60.2%	57.4%
% of FP17s for the same patient ID Re-attending between 3 & 9 months - Adults	559	1,610	34.7%	49.6%	52.0%	50.5%
% of FP17s for Band 1 Urgent Courses	136	2,034	6.7%	10.6%	9.4%	9.1%
% of FP17s Relating to Free Repair or Replacements	20	2,034	1.0%	0.9%	0.7%	0.8%
% of FP17s Relating to Continuations	17	2,034	0.8%	1.4%	1.2%	1.3%
% of Patients satisfied with the dentistry they have received	6	6	N/A	93.2%	93.6%	93.2%
% of Patients satisfied with the time they had to wait for an appointment	6	6	N/A	88.6%	89.1%	89.0%

* This is based on patients treated on this contract for their most recent course of treatment. Figures in italics indicate the base number of FP17s or Patient Questionnaire responses are less than 100. N/A is shown where the base number of responses is less than 10 during the period. % is calculated as Quantity/Base number*100

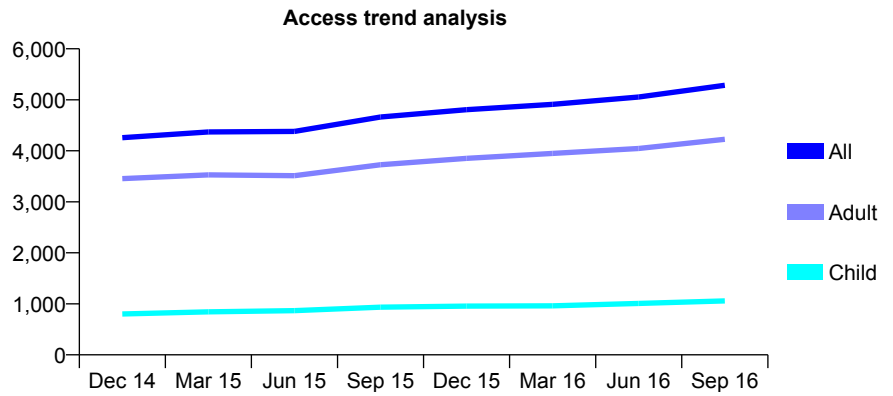
Q66 - Vital Signs At a Glance Contract Report for 129879/0001 - September 2016

Name or company name	Victoria Road Practice Ltd
Contract type name	GDS Contract
Purpose of contract	General
Contract start date	01/04/2009
Contract end date	

16/17 Contracted general activity (UDA)	16,642
Carry forward general activity (UDA)	193
16/17 Contracted orthodontic activity (UOA)	0
Carry forward orthodontic activity (UOA)	0
Baseline contract value	£439,673.87

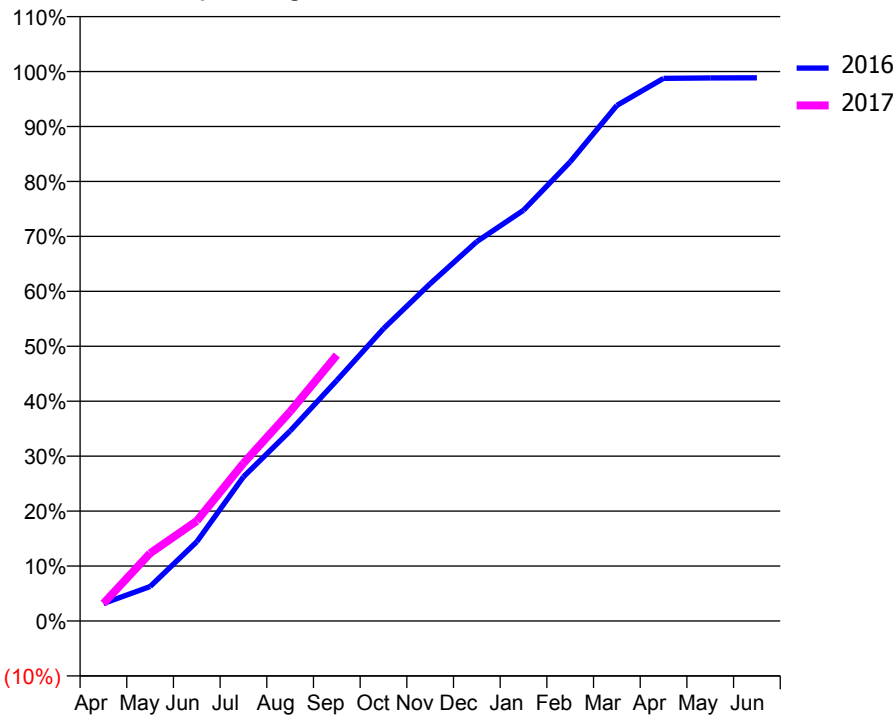
ACCESS*

Patients seen in 24 months	Total	Change since previous quarter
Quarter ending September 2015	4,663	
Quarter ending December 2015	4,807	↑
Quarter ending March 2016	4,910	↑
Quarter ending June 2016	5,054	↑
Quarter ending September 2016	5,285	↑
Variance since September 2015	13.3%	↑



ACTIVITY

Cumulative percentage of contracted UDA delivered 2016 & 2017



Month	Adjusted Scheduled Activity (UDA)	
	2016	2017
April	530	529
May	1,046	2,053
June	2,401	3,031
July	4,368	4,778
August	5,759	6,342
September	7,287	8,054
October	8,856	
November	10,213	
December	11,490	
January	12,439	
February	13,906	
March	15,614	
April	16,435	
May	16,445	
June	16,449	

QUALITY

	Quantity	Base Number	Contract	AT	Region	England
% of FP17s for the same patient ID Re-attending within 3 months - Children	86	793	10.8%	10.4%	11.8%	12.4%
% of FP17s for the same patient ID Re-attending within 3 months - Adults	619	3,122	19.8%	16.1%	16.6%	16.7%
% of FP17s for the same patient ID Re-attending between 3 & 9 months - Children	368	793	46.4%	58.5%	60.2%	57.4%
% of FP17s for the same patient ID Re-attending between 3 & 9 months - Adults	1,316	3,122	42.2%	49.6%	52.0%	50.5%
% of FP17s for Band 1 Urgent Courses	337	3,631	9.3%	10.6%	9.4%	9.1%
% of FP17s Relating to Free Repair or Replacements	79	3,631	2.2%	0.9%	0.7%	0.8%
% of FP17s Relating to Continuations	43	3,631	1.2%	1.4%	1.2%	1.3%
% of Patients satisfied with the dentistry they have received	11	11	100.0%	93.2%	93.6%	93.2%
% of Patients satisfied with the time they had to wait for an appointment	8	11	72.7%	88.6%	89.1%	89.0%

* This is based on patients treated on this contract for their most recent course of treatment. Figures in italics indicate the base number of FP17s or Patient Questionnaire responses are less than 100. N/A is shown where the base number of responses is less than 10 during the period. % is calculated as Quantity/Base number*100

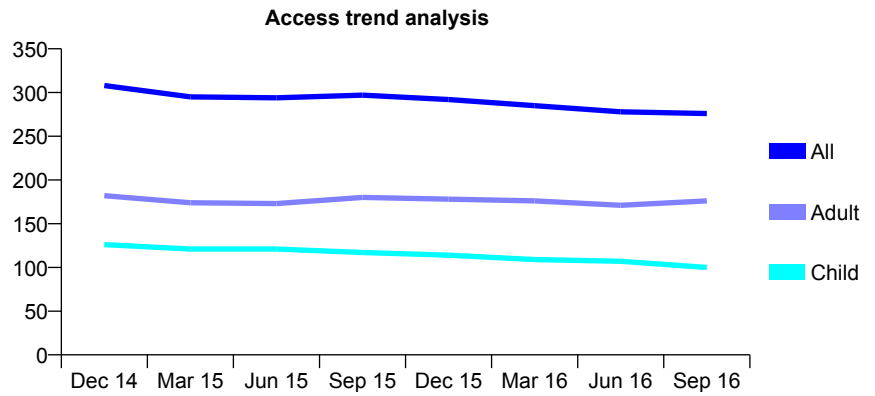
Q66 - Vital Signs At a Glance Contract Report for 130192/0001 - September 2016

Name or company name	Golds Place Dental Practice Ltd
Contract type name	GDS Contract
Purpose of contract	General
Contract start date	01/07/2010
Contract end date	

16/17 Contracted general activity (UDA)	1,100
Carry forward general activity (UDA)	0
16/17 Contracted orthodontic activity (UOA)	0
Carry forward orthodontic activity (UOA)	0
Baseline contract value	£24,658.78

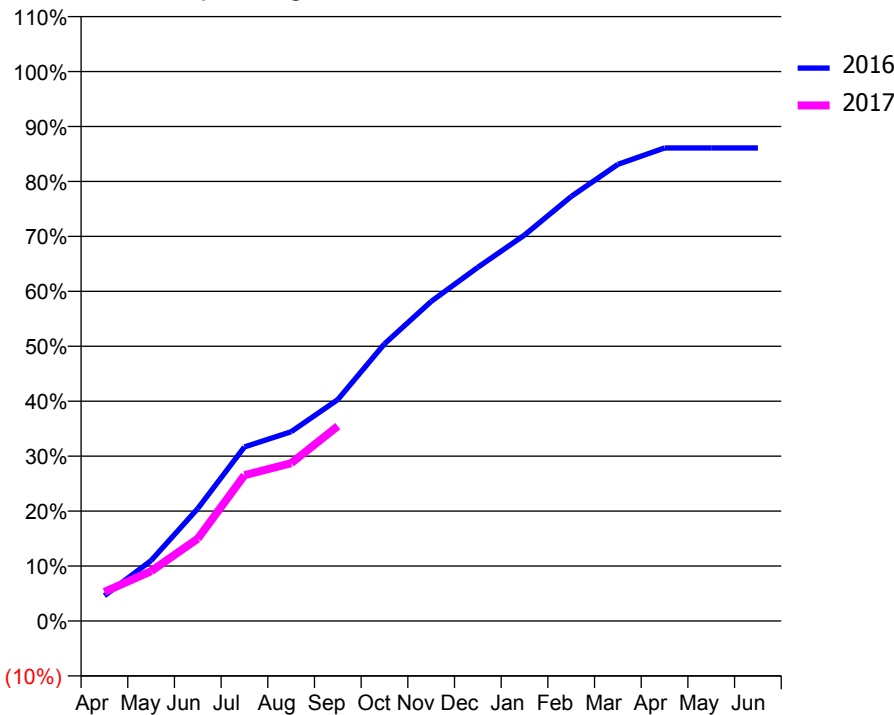
ACCESS*

Patients seen in 24 months	Total	Change since previous quarter
Quarter ending September 2015	297	
Quarter ending December 2015	292	↓
Quarter ending March 2016	285	↓
Quarter ending June 2016	278	↓
Quarter ending September 2016	276	→
Variance since September 2015	(7.1%)	↓



ACTIVITY

Cumulative percentage of contracted UDA delivered 2016 & 2017



Month	Adjusted Scheduled Activity (UDA)	
	2016	2017
April	51	58
May	121	100
June	225	165
July	349	292
August	379	316
September	443	390
October	555	
November	640	
December	708	
January	773	
February	850	
March	914	
April	947	
May	947	
June	947	

QUALITY

	Quantity	Base Number	Contract	AT	Region	England
% of FP17s for the same patient ID Re-attending within 3 months - Children	2	84	2.4%	10.4%	11.8%	12.4%
% of FP17s for the same patient ID Re-attending within 3 months - Adults	10	127	7.9%	16.1%	16.6%	16.7%
% of FP17s for the same patient ID Re-attending between 3 & 9 months - Children	64	84	76.2%	58.5%	60.2%	57.4%
% of FP17s for the same patient ID Re-attending between 3 & 9 months - Adults	97	127	76.4%	49.6%	52.0%	50.5%
% of FP17s for Band 1 Urgent Courses	15	195	7.7%	10.6%	9.4%	9.1%
% of FP17s Relating to Free Repair or Replacements	0	195	0.0%	0.9%	0.7%	0.8%
% of FP17s Relating to Continuations	0	195	0.0%	1.4%	1.2%	1.3%
% of Patients satisfied with the dentistry they have received	0	0	N/A	93.2%	93.6%	93.2%
% of Patients satisfied with the time they had to wait for an appointment	0	0	N/A	88.6%	89.1%	89.0%

* This is based on patients treated on this contract for their most recent course of treatment. Figures in italics indicate the base number of FP17s or Patient Questionnaire responses are less than 100. N/A is shown where the base number of responses is less than 10 during the period. % is calculated as Quantity/Base number*100

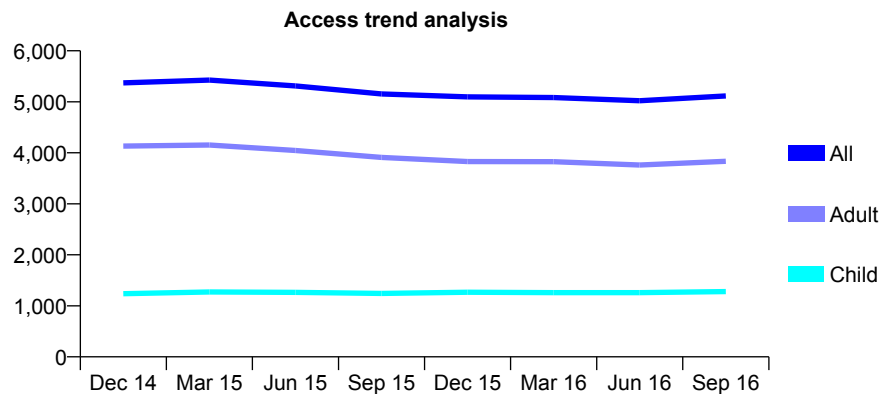
Q66 - Vital Signs At a Glance Contract Report for 132071/0001 - September 2016

Name or company name	Moor Dental Care Ltd
Contract type name	GDS Contract
Purpose of contract	General
Contract start date	01/12/2009
Contract end date	

16/17 Contracted general activity (UDA)	16,000
Carry forward general activity (UDA)	401
16/17 Contracted orthodontic activity (UOA)	0
Carry forward orthodontic activity (UOA)	0
Baseline contract value	£425,913.68

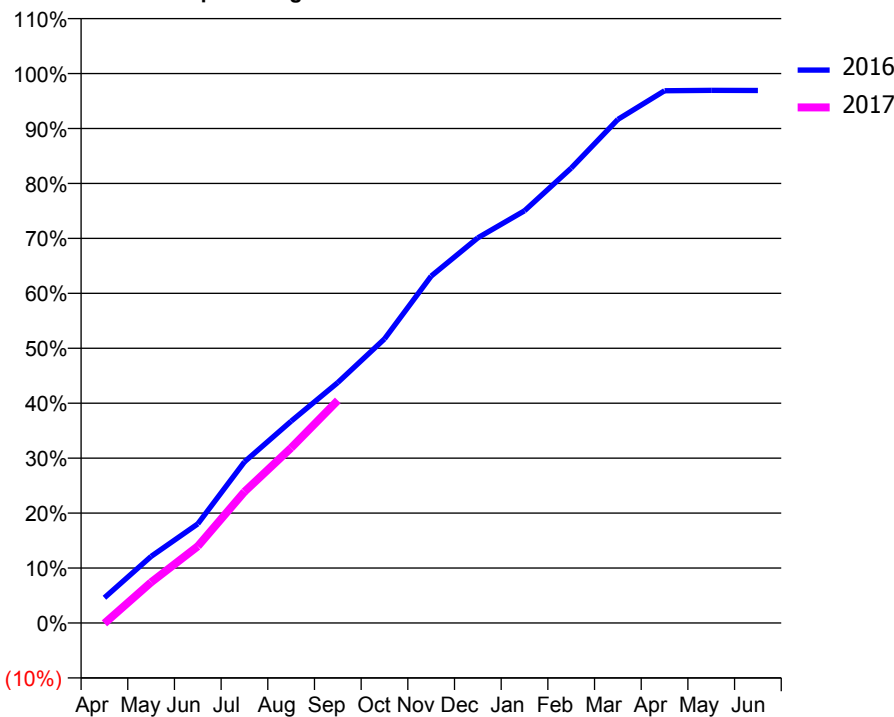
ACCESS*

Patients seen in 24 months	Total	Change since previous quarter
Quarter ending September 2015	5,153	
Quarter ending December 2015	5,097	↓
Quarter ending March 2016	5,084	→
Quarter ending June 2016	5,020	↓
Quarter ending September 2016	5,114	→
Variance since September 2015	(0.8%)	→



ACTIVITY

Cumulative percentage of contracted UDA delivered 2016 & 2017



Month	Adjusted Scheduled Activity (UDA)	
	2016	2017
April	737	-15
May	1,939	1,186
June	2,888	2,233
July	4,692	3,821
August	5,875	5,102
September	7,004	6,483
October	8,271	
November	10,100	
December	11,213	
January	12,004	
February	13,247	
March	14,663	
April	15,500	
May	15,508	
June	15,505	

QUALITY

	Quantity	Base Number	Contract	AT	Region	England
% of FP17s for the same patient ID Re-attending within 3 months - Children	79	1,028	7.7%	10.4%	11.8%	12.4%
% of FP17s for the same patient ID Re-attending within 3 months - Adults	468	2,975	15.7%	16.1%	16.6%	16.7%
% of FP17s for the same patient ID Re-attending between 3 & 9 months - Children	662	1,028	64.4%	58.5%	60.2%	57.4%
% of FP17s for the same patient ID Re-attending between 3 & 9 months - Adults	1,623	2,975	54.6%	49.6%	52.0%	50.5%
% of FP17s for Band 1 Urgent Courses	357	3,661	9.8%	10.6%	9.4%	9.1%
% of FP17s Relating to Free Repair or Replacements	43	3,661	1.2%	0.9%	0.7%	0.8%
% of FP17s Relating to Continuations	31	3,661	0.8%	1.4%	1.2%	1.3%
% of Patients satisfied with the dentistry they have received	6	6	N/A	93.2%	93.6%	93.2%
% of Patients satisfied with the time they had to wait for an appointment	5	6	N/A	88.6%	89.1%	89.0%

* This is based on patients treated on this contract for their most recent course of treatment. Figures in italics indicate the base number of FP17s or Patient Questionnaire responses are less than 100. N/A is shown where the base number of responses is less than 10 during the period. % is calculated as Quantity/Base number*100

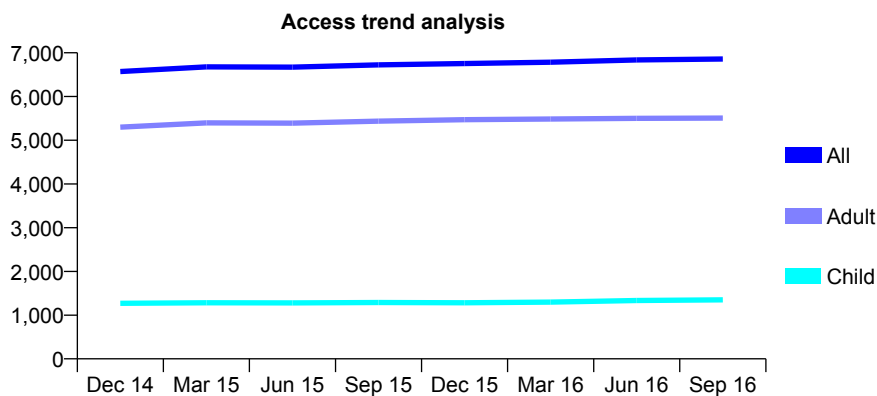
Q66 - Vital Signs At a Glance Contract Report for 132470/0001 - September 2016

Name or company name	Mr & Mrs Murgatroyd
Contract type name	GDS Contract
Purpose of contract	General
Contract start date	02/02/2013
Contract end date	

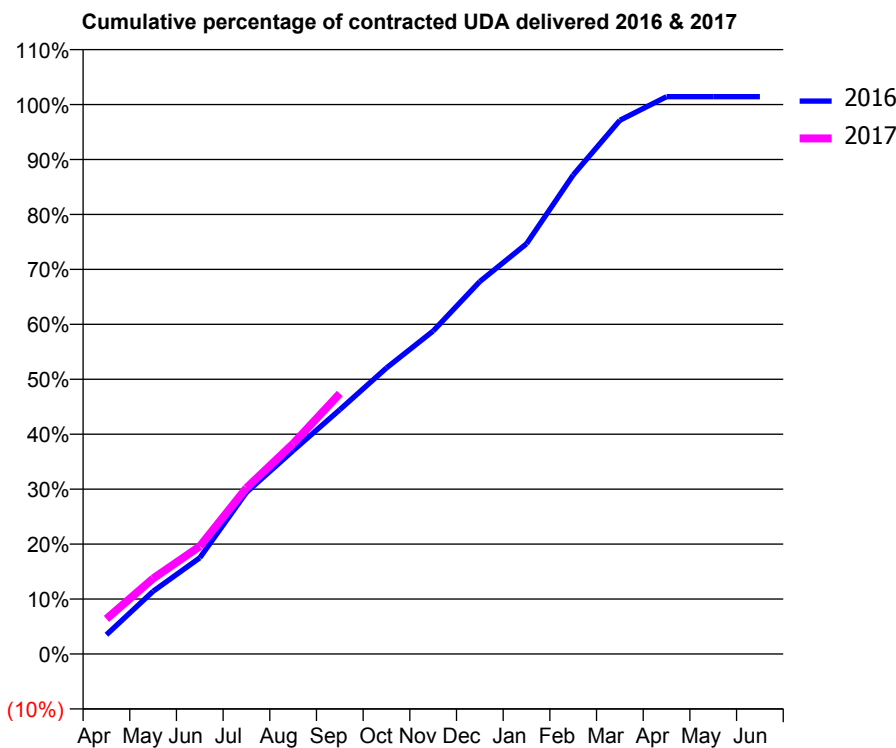
16/17 Contracted general activity (UDA)	17,152
Carry forward general activity (UDA)	-243
16/17 Contracted orthodontic activity (UOA)	0
Carry forward orthodontic activity (UOA)	0
Baseline contract value	£450,926.94

ACCESS*

Patients seen in 24 months	Total	Change since previous quarter
Quarter ending September 2015	6,725	
Quarter ending December 2015	6,754	→
Quarter ending March 2016	6,786	→
Quarter ending June 2016	6,836	→
Quarter ending September 2016	6,858	→
Variance since September 2015	2.0%	→



ACTIVITY



Month	Adjusted Scheduled Activity (UDA)	
	2016	2017
April	603	1,098
May	1,956	2,358
June	3,004	3,363
July	5,045	5,183
August	6,348	6,568
September	7,629	8,132
October	8,930	
November	10,085	
December	11,629	
January	12,804	
February	14,954	
March	16,659	
April	17,395	
May	17,395	
June	17,395	

QUALITY

	Quantity	Base Number	Contract	AT	Region	England
% of FP17s for the same patient ID Re-attending within 3 months - Children	108	1,294	8.3%	10.4%	11.8%	12.4%
% of FP17s for the same patient ID Re-attending within 3 months - Adults	665	4,334	15.3%	16.1%	16.6%	16.7%
% of FP17s for the same patient ID Re-attending between 3 & 9 months - Children	925	1,294	71.5%	58.5%	60.2%	57.4%
% of FP17s for the same patient ID Re-attending between 3 & 9 months - Adults	2,261	4,334	52.2%	49.6%	52.0%	50.5%
% of FP17s for Band 1 Urgent Courses	383	4,540	8.4%	10.6%	9.4%	9.1%
% of FP17s Relating to Free Repair or Replacements	29	4,540	0.6%	0.9%	0.7%	0.8%
% of FP17s Relating to Continuations	55	4,540	1.2%	1.4%	1.2%	1.3%
% of Patients satisfied with the dentistry they have received	10	10	100.0%	93.2%	93.6%	93.2%
% of Patients satisfied with the time they had to wait for an appointment	10	10	100.0%	88.6%	89.1%	89.0%

* This is based on patients treated on this contract for their most recent course of treatment. Figures in italics indicate the base number of FP17s or Patient Questionnaire responses are less than 100. N/A is shown where the base number of responses is less than 10 during the period. % is calculated as Quantity/Base number*100

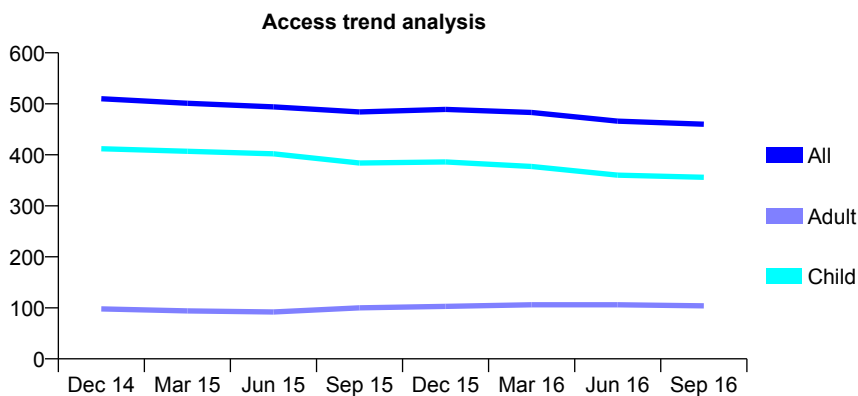
Q66 - Vital Signs At a Glance Contract Report for 134090/0001 - September 2016

Name or company name	Cherrybrook Dental Surgery
Contract type name	PDS Contract
Purpose of contract	General
Contract start date	01/09/2007
Contract end date	31/03/2019

16/17 Contracted general activity (UDA)	1,087
Carry forward general activity (UDA)	-6
16/17 Contracted orthodontic activity (UOA)	0
Carry forward orthodontic activity (UOA)	0
Baseline contract value	£27,845.73

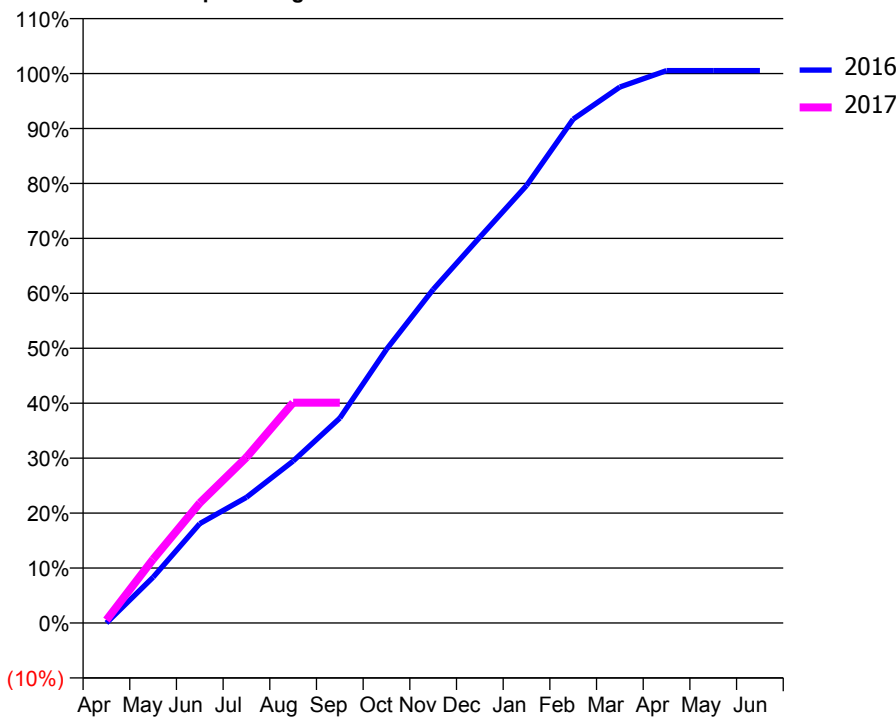
ACCESS*

Patients seen in 24 months	Total	Change since previous quarter
Quarter ending September 2015	484	
Quarter ending December 2015	489	→
Quarter ending March 2016	483	↓
Quarter ending June 2016	466	↓
Quarter ending September 2016	460	↓
Variance since September 2015	(5.0%)	↓



ACTIVITY

Cumulative percentage of contracted UDA delivered 2016 & 2017



Adjusted Scheduled Activity (UDA)

Month	2016	2017
April	0	6
May	91	126
June	197	238
July	249	328
August	320	436
September	405	436
October	541	
November	660	
December	763	
January	865	
February	997	
March	1,060	
April	1,093	
May	1,093	
June	1,093	

QUALITY

	Quantity	Base Number	Contract	AT	Region	England
% of FP17s for the same patient ID Re-attending within 3 months - Children	15	259	5.8%	10.4%	11.8%	12.4%
% of FP17s for the same patient ID Re-attending within 3 months - Adults	3	32	9.4%	16.1%	16.6%	16.7%
% of FP17s for the same patient ID Re-attending between 3 & 9 months - Children	177	259	68.3%	58.5%	60.2%	57.4%
% of FP17s for the same patient ID Re-attending between 3 & 9 months - Adults	26	32	81.3%	49.6%	52.0%	50.5%
% of FP17s for Band 1 Urgent Courses	5	269	1.9%	10.6%	9.4%	9.1%
% of FP17s Relating to Free Repair or Replacements	0	269	0.0%	0.9%	0.7%	0.8%
% of FP17s Relating to Continuations	3	269	1.1%	1.4%	1.2%	1.3%
% of Patients satisfied with the dentistry they have received	0	0	N/A	93.2%	93.6%	93.2%
% of Patients satisfied with the time they had to wait for an appointment	0	0	N/A	88.6%	89.1%	89.0%

* This is based on patients treated on this contract for their most recent course of treatment. Figures in italics indicate the base number of FP17s or Patient Questionnaire responses are less than 100. N/A is shown where the base number of responses is less than 10 during the period. % is calculated as Quantity/Base number*100

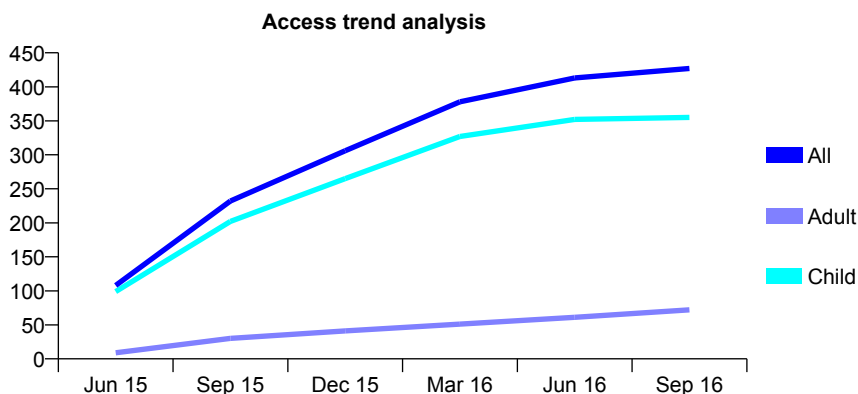
Q66 - Vital Signs At a Glance Contract Report for 135313/0001 - September 2016

Name or company name	Messer's Robinson, Wood and Bryant
Contract type name	GDS Contract
Purpose of contract	General
Contract start date	28/03/2015
Contract end date	

16/17 Contracted general activity (UDA)	799
Carry forward general activity (UDA)	18
16/17 Contracted orthodontic activity (UOA)	0
Carry forward orthodontic activity (UOA)	0
Baseline contract value	£18,372.50

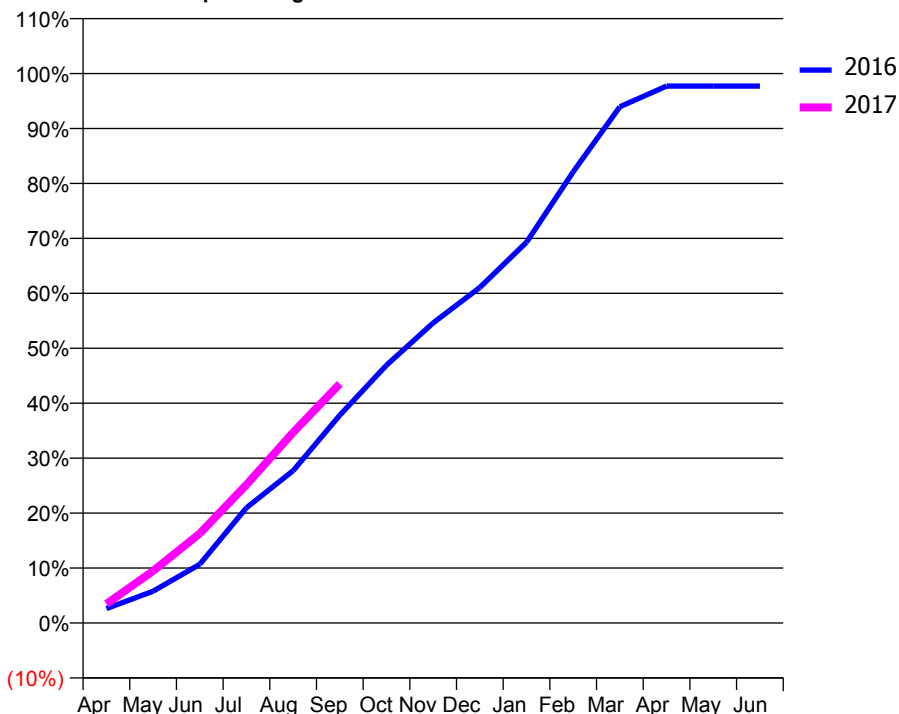
ACCESS*

Patients seen in 24 months	Total	Change since previous quarter
Quarter ending September 2015	232	
Quarter ending December 2015	306	↑
Quarter ending March 2016	378	↑
Quarter ending June 2016	413	↑
Quarter ending September 2016	427	↑
Variance since September 2015	84.1%	↑



ACTIVITY

Cumulative percentage of contracted UDA delivered 2016 & 2017



Month	Adjusted Scheduled Activity (UDA)	
	2016	2017
April	21	28
May	46	76
June	85	130
July	168	201
August	222	277
September	302	348
October	375	
November	436	
December	488	
January	554	
February	656	
March	751	
April	781	
May	781	
June	781	

QUALITY

	Quantity	Base Number	Contract	AT	Region	England
% of FP17s for the same patient ID Re-attending within 3 months - Children	12	277	4.3%	10.4%	11.8%	12.4%
% of FP17s for the same patient ID Re-attending within 3 months - Adults	1	38	2.6%	16.1%	16.6%	16.7%
% of FP17s for the same patient ID Re-attending between 3 & 9 months - Children	171	277	61.7%	58.5%	60.2%	57.4%
% of FP17s for the same patient ID Re-attending between 3 & 9 months - Adults	14	38	36.8%	49.6%	52.0%	50.5%
% of FP17s for Band 1 Urgent Courses	19	291	6.5%	10.6%	9.4%	9.1%
% of FP17s Relating to Free Repair or Replacements	0	291	0.0%	0.9%	0.7%	0.8%
% of FP17s Relating to Continuations	0	291	0.0%	1.4%	1.2%	1.3%
% of Patients satisfied with the dentistry they have received	0	0	N/A	93.2%	93.6%	93.2%
% of Patients satisfied with the time they had to wait for an appointment	0	0	N/A	88.6%	89.1%	89.0%

* This is based on patients treated on this contract for their most recent course of treatment. Figures in italics indicate the base number of FP17s or Patient Questionnaire responses are less than 100. N/A is shown where the base number of responses is less than 10 during the period. % is calculated as Quantity/Base number*100

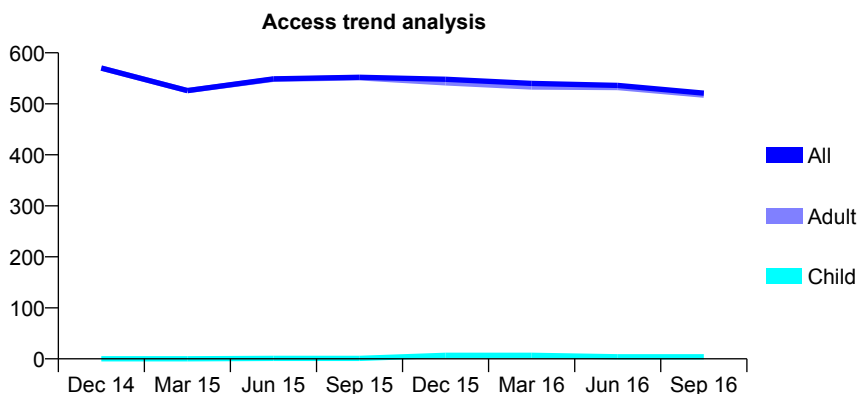
Q66 - Vital Signs At a Glance Contract Report for 135461/0001 - September 2016

Name or company name	The Visiting Dental Service Ltd
Contract type name	PDS Contract
Purpose of contract	General
Contract start date	01/04/2012
Contract end date	31/03/2017

16/17 Contracted general activity (UDA)	2,500
Carry forward general activity (UDA)	0
16/17 Contracted orthodontic activity (UOA)	0
Carry forward orthodontic activity (UOA)	0
Baseline contract value	£130,488.07

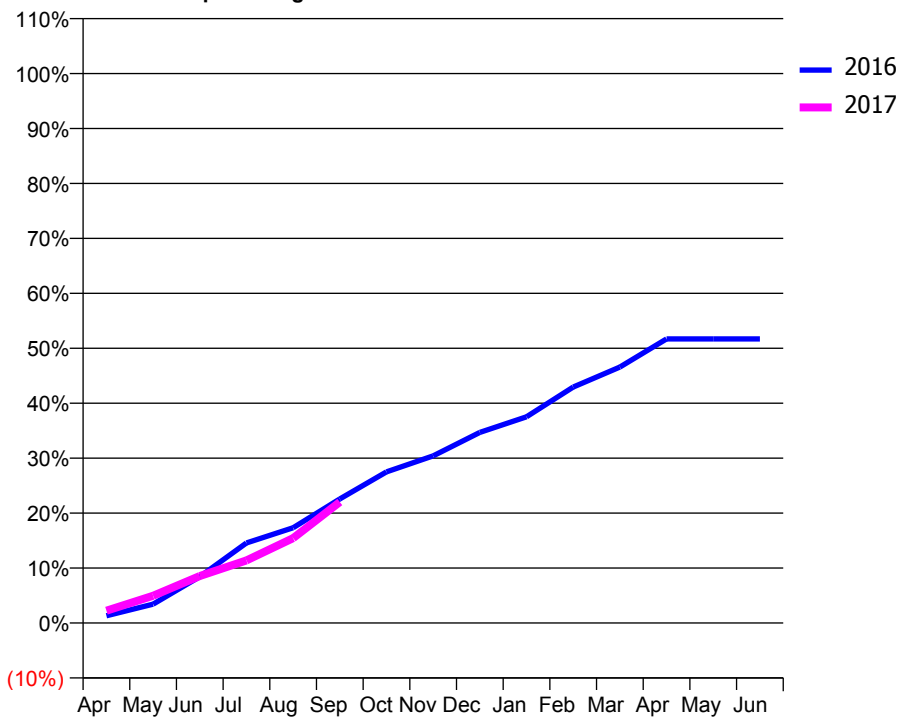
ACCESS*

Patients seen in 24 months	Total	Change since previous quarter
Quarter ending September 2015	552	
Quarter ending December 2015	548	→
Quarter ending March 2016	540	↓
Quarter ending June 2016	536	→
Quarter ending September 2016	521	↓
Variance since September 2015	(5.6%)	↓



ACTIVITY

Cumulative percentage of contracted UDA delivered 2016 & 2017



Adjusted Scheduled Activity (UDA)

Month	2016	2017
April	33	56
May	86	124
June	211	214
July	364	285
August	434	386
September	565	551
October	688	
November	761	
December	867	
January	938	
February	1,073	
March	1,165	
April	1,293	
May	1,293	
June	1,293	

QUALITY

	Quantity	Base Number	Contract	AT	Region	England
% of FP17s for the same patient ID Re-attending within 3 months - Children	1	2	50.0%	10.4%	11.8%	12.4%
% of FP17s for the same patient ID Re-attending within 3 months - Adults	16	239	6.7%	16.1%	16.6%	16.7%
% of FP17s for the same patient ID Re-attending between 3 & 9 months - Children	0	2	0.0%	58.5%	60.2%	57.4%
% of FP17s for the same patient ID Re-attending between 3 & 9 months - Adults	58	239	24.3%	49.6%	52.0%	50.5%
% of FP17s for Band 1 Urgent Courses	18	205	8.8%	10.6%	9.4%	9.1%
% of FP17s Relating to Free Repair or Replacements	0	205	0.0%	0.9%	0.7%	0.8%
% of FP17s Relating to Continuations	3	205	1.5%	1.4%	1.2%	1.3%
% of Patients satisfied with the dentistry they have received	0	0	N/A	93.2%	93.6%	93.2%
% of Patients satisfied with the time they had to wait for an appointment	0	0	N/A	88.6%	89.1%	89.0%

* This is based on patients treated on this contract for their most recent course of treatment. Figures in italics indicate the base number of FP17s or Patient Questionnaire responses are less than 100. N/A is shown where the base number of responses is less than 10 during the period. % is calculated as Quantity/Base number*100

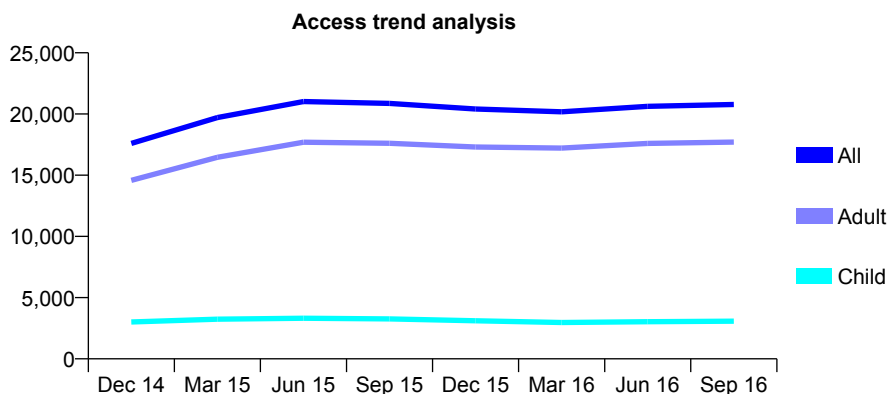
Q66 - Vital Signs At a Glance Contract Report for 136212/0001 - September 2016

Name or company name	PCH Dental CIC
Contract type name	PDS Contract
Purpose of contract	General
Contract start date	01/04/2013
Contract end date	30/09/2017

16/17 Contracted general activity (UDA)	46,000
Carry forward general activity (UDA)	0
16/17 Contracted orthodontic activity (UOA)	0
Carry forward orthodontic activity (UOA)	0
Baseline contract value	£6,567,165.56

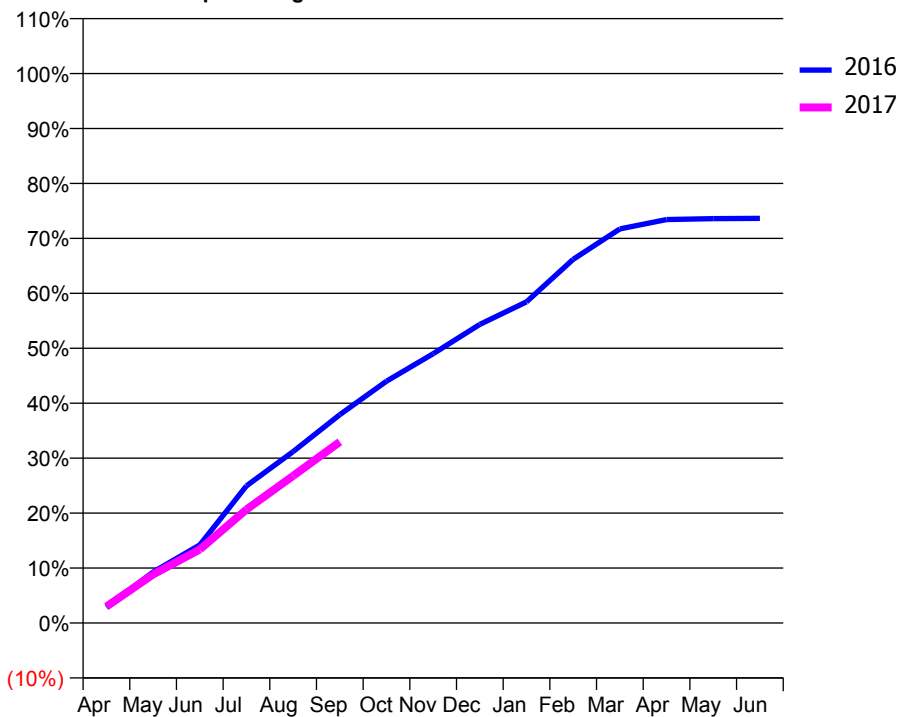
ACCESS*

Patients seen in 24 months	Total	Change since previous quarter
Quarter ending September 2015	20,871	
Quarter ending December 2015	20,407	↓
Quarter ending March 2016	20,183	↓
Quarter ending June 2016	20,631	↑
Quarter ending September 2016	20,782	→
Variance since September 2015	(0.4%)	→



ACTIVITY

Cumulative percentage of contracted UDA delivered 2016 & 2017



Month	Adjusted Scheduled Activity (UDA)	
	2016	2017
April	1,205	1,375
May	3,913	4,064
June	5,989	6,158
July	10,522	9,504
August	13,151	12,319
September	15,987	15,162
October	18,553	
November	20,670	
December	22,918	
January	24,650	
February	27,907	
March	30,242	
April	30,962	
May	31,031	
June	31,053	

QUALITY

	Quantity	Base Number	Contract	AT	Region	England
% of FP17s for the same patient ID Re-attending within 3 months - Children	282	2,413	11.7%	10.4%	11.8%	12.4%
% of FP17s for the same patient ID Re-attending within 3 months - Adults	1,287	9,482	13.6%	16.1%	16.6%	16.7%
% of FP17s for the same patient ID Re-attending between 3 & 9 months - Children	288	2,413	11.9%	58.5%	60.2%	57.4%
% of FP17s for the same patient ID Re-attending between 3 & 9 months - Adults	921	9,482	9.7%	49.6%	52.0%	50.5%
% of FP17s for Band 1 Urgent Courses	8,957	10,922	82.0%	10.6%	9.4%	9.1%
% of FP17s Relating to Free Repair or Replacements	101	10,922	0.9%	0.9%	0.7%	0.8%
% of FP17s Relating to Continuations	4	10,922	0.0%	1.4%	1.2%	1.3%
% of Patients satisfied with the dentistry they have received	12	13	92.3%	93.2%	93.6%	93.2%
% of Patients satisfied with the time they had to wait for an appointment	11	13	84.6%	88.6%	89.1%	89.0%

* This is based on patients treated on this contract for their most recent course of treatment. Figures in italics indicate the base number of FP17s or Patient Questionnaire responses are less than 100. N/A is shown where the base number of responses is less than 10 during the period. % is calculated as Quantity/Base number*100

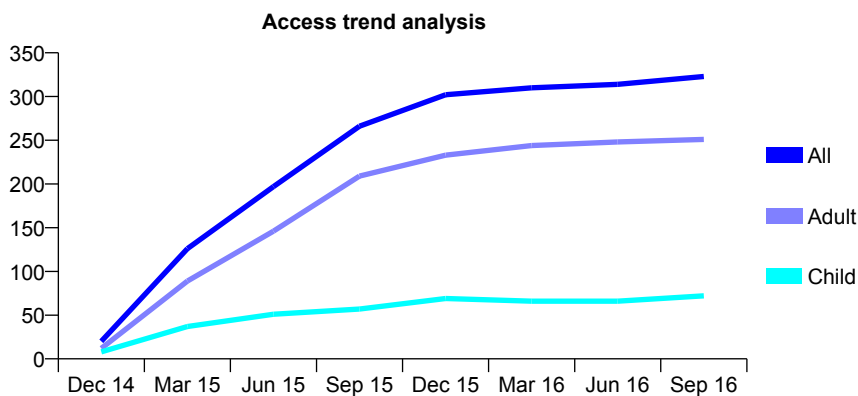
Q66 - Vital Signs At a Glance Contract Report for 136212/0003 - September 2016

Name or company name	PCH Dental CIC
Contract type name	GDS Contract
Purpose of contract	General
Contract start date	01/09/2014
Contract end date	

16/17 Contracted general activity (UDA)	1,400
Carry forward general activity (UDA)	0
16/17 Contracted orthodontic activity (UOA)	0
Carry forward orthodontic activity (UOA)	0
Baseline contract value	£34,288.59

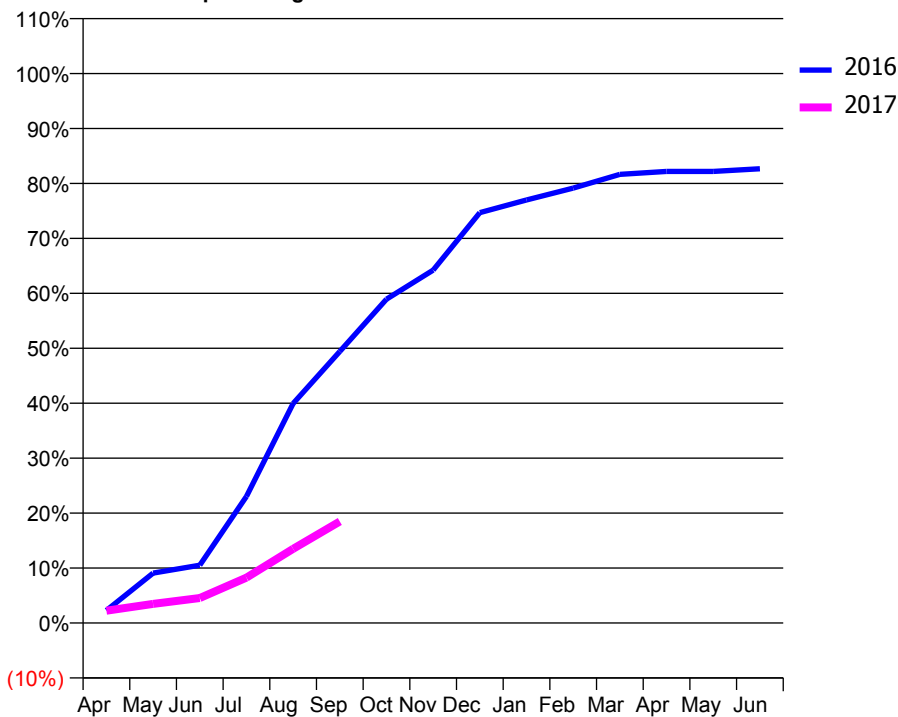
ACCESS*

Patients seen in 24 months	Total	Change since previous quarter
Quarter ending September 2015	266	
Quarter ending December 2015	302	↑
Quarter ending March 2016	310	↑
Quarter ending June 2016	314	→
Quarter ending September 2016	323	↑
Variance since September 2015	21.4%	↑



ACTIVITY

Cumulative percentage of contracted UDA delivered 2016 & 2017



Adjusted Scheduled Activity (UDA)

Month	2016	2017
April	32	31
May	127	49
June	147	64
July	323	116
August	559	189
September	692	259
October	825	
November	899	
December	1,046	
January	1,078	
February	1,108	
March	1,143	
April	1,150	
May	1,150	
June	1,157	

QUALITY

	Quantity	Base Number	Contract	AT	Region	England
% of FP17s for the same patient ID Re-attending within 3 months - Children	1	41	2.4%	10.4%	11.8%	12.4%
% of FP17s for the same patient ID Re-attending within 3 months - Adults	9	112	8.0%	16.1%	16.6%	16.7%
% of FP17s for the same patient ID Re-attending between 3 & 9 months - Children	13	41	31.7%	58.5%	60.2%	57.4%
% of FP17s for the same patient ID Re-attending between 3 & 9 months - Adults	57	112	50.9%	49.6%	52.0%	50.5%
% of FP17s for Band 1 Urgent Courses	8	131	6.1%	10.6%	9.4%	9.1%
% of FP17s Relating to Free Repair or Replacements	0	131	0.0%	0.9%	0.7%	0.8%
% of FP17s Relating to Continuations	0	131	0.0%	1.4%	1.2%	1.3%
% of Patients satisfied with the dentistry they have received	0	0	N/A	93.2%	93.6%	93.2%
% of Patients satisfied with the time they had to wait for an appointment	0	0	N/A	88.6%	89.1%	89.0%

* This is based on patients treated on this contract for their most recent course of treatment. Figures in italics indicate the base number of FP17s or Patient Questionnaire responses are less than 100. N/A is shown where the base number of responses is less than 10 during the period. % is calculated as Quantity/Base number*100

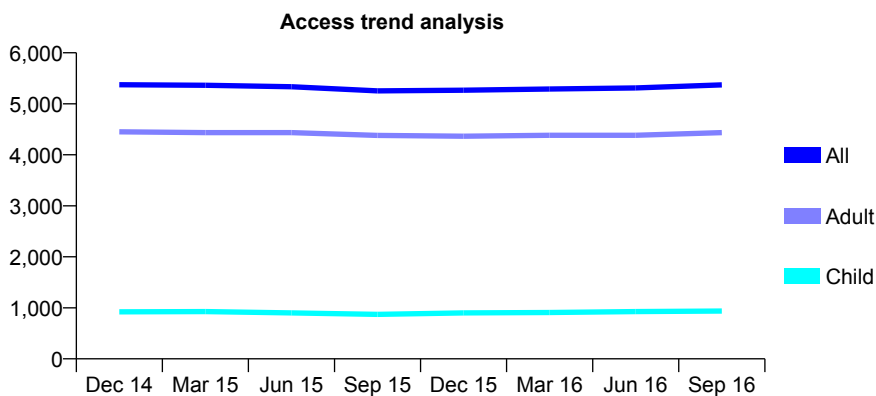
Q66 - Vital Signs At a Glance Contract Report for 136603/0001 - September 2016

Name or company name	Murgelas Practice Management Limited
Contract type name	GDS Contract
Purpose of contract	General
Contract start date	01/04/2010
Contract end date	

16/17 Contracted general activity (UDA)	15,730
Carry forward general activity (UDA)	0
16/17 Contracted orthodontic activity (UOA)	0
Carry forward orthodontic activity (UOA)	0
Baseline contract value	£450,129.95

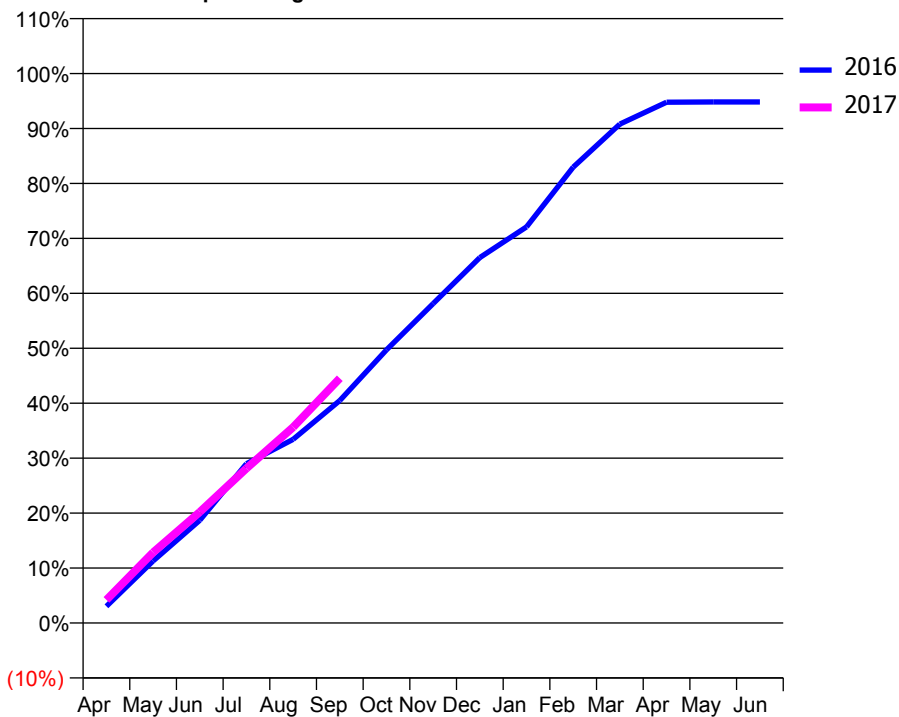
ACCESS*

Patients seen in 24 months	Total	Change since previous quarter
Quarter ending September 2015	5,254	
Quarter ending December 2015	5,266	→
Quarter ending March 2016	5,290	→
Quarter ending June 2016	5,310	→
Quarter ending September 2016	5,370	→
Variance since September 2015	2.2%	↑



ACTIVITY

Cumulative percentage of contracted UDA delivered 2016 & 2017



Month	Adjusted Scheduled Activity (UDA)	
	2016	2017
April	477	663
May	1,778	2,022
June	2,943	3,180
July	4,559	4,426
August	5,260	5,604
September	6,369	7,007
October	7,820	
November	9,144	
December	10,460	
January	11,341	
February	13,048	
March	14,282	
April	14,906	
May	14,914	
June	14,914	

QUALITY

	Quantity	Base Number	Contract	AT	Region	England
% of FP17s for the same patient ID Re-attending within 3 months - Children	38	772	4.9%	10.4%	11.8%	12.4%
% of FP17s for the same patient ID Re-attending within 3 months - Adults	400	3,376	11.8%	16.1%	16.6%	16.7%
% of FP17s for the same patient ID Re-attending between 3 & 9 months - Children	530	772	68.7%	58.5%	60.2%	57.4%
% of FP17s for the same patient ID Re-attending between 3 & 9 months - Adults	1,947	3,376	57.7%	49.6%	52.0%	50.5%
% of FP17s for Band 1 Urgent Courses	212	3,870	5.5%	10.6%	9.4%	9.1%
% of FP17s Relating to Free Repair or Replacements	24	3,870	0.6%	0.9%	0.7%	0.8%
% of FP17s Relating to Continuations	81	3,870	2.1%	1.4%	1.2%	1.3%
% of Patients satisfied with the dentistry they have received	7	8	N/A	93.2%	93.6%	93.2%
% of Patients satisfied with the time they had to wait for an appointment	7	8	N/A	88.6%	89.1%	89.0%

* This is based on patients treated on this contract for their most recent course of treatment. Figures in italics indicate the base number of FP17s or Patient Questionnaire responses are less than 100. N/A is shown where the base number of responses is less than 10 during the period. % is calculated as Quantity/Base number*100

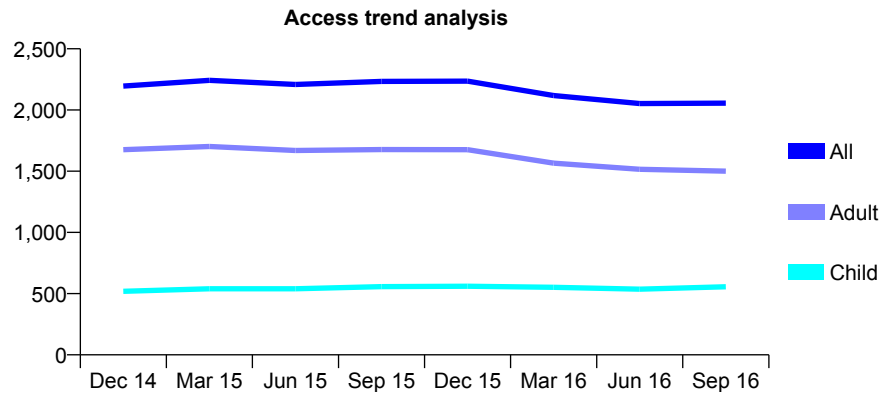
Q66 - Vital Signs At a Glance Contract Report for 136603/0002 - September 2016

Name or company name	Murgelas Practice Management Limited
Contract type name	GDS Contract
Purpose of contract	General
Contract start date	01/04/2010
Contract end date	

16/17 Contracted general activity (UDA)	7,060
Carry forward general activity (UDA)	43
16/17 Contracted orthodontic activity (UOA)	0
Carry forward orthodontic activity (UOA)	0
Baseline contract value	£189,292.83

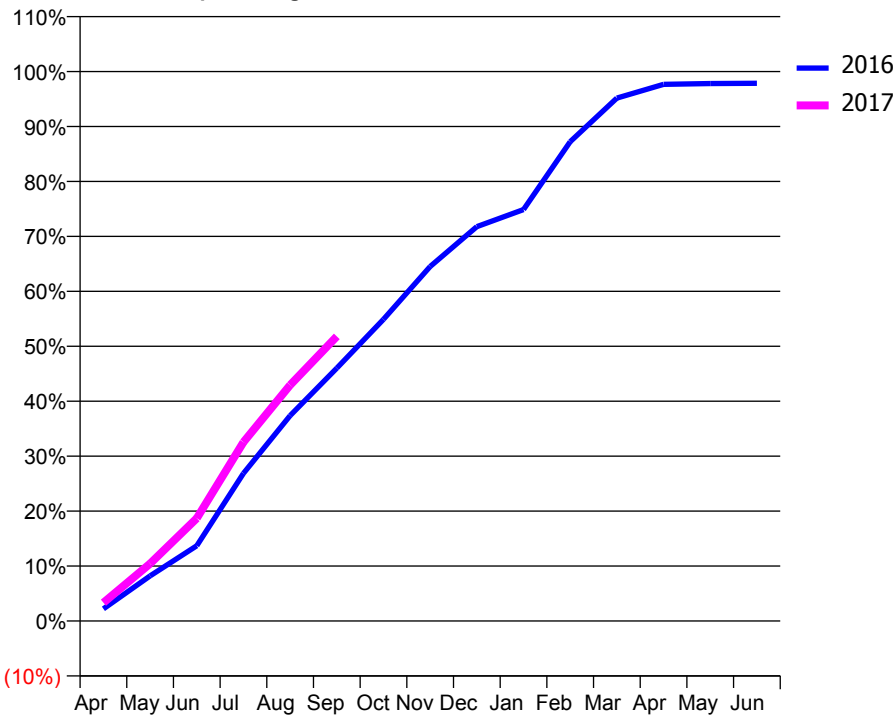
ACCESS*

Patients seen in 24 months	Total	Change since previous quarter
Quarter ending September 2015	2,234	
Quarter ending December 2015	2,236	→
Quarter ending March 2016	2,118	↓
Quarter ending June 2016	2,053	↓
Quarter ending September 2016	2,056	→
Variance since September 2015	(8.0%)	↓



ACTIVITY

Cumulative percentage of contracted UDA delivered 2016 & 2017



Month	Adjusted Scheduled Activity (UDA)	
	2016	2017
April	182	236
May	671	738
June	1,119	1,319
July	2,193	2,298
August	3,050	3,032
September	3,756	3,657
October	4,480	
November	5,264	
December	5,856	
January	6,110	
February	7,118	
March	7,766	
April	7,969	
May	7,981	
June	7,985	

QUALITY

	Quantity	Base Number	Contract	AT	Region	England
% of FP17s for the same patient ID Re-attending within 3 months - Children	27	397	6.8%	10.4%	11.8%	12.4%
% of FP17s for the same patient ID Re-attending within 3 months - Adults	175	955	18.3%	16.1%	16.6%	16.7%
% of FP17s for the same patient ID Re-attending between 3 & 9 months - Children	209	397	52.6%	58.5%	60.2%	57.4%
% of FP17s for the same patient ID Re-attending between 3 & 9 months - Adults	390	955	40.8%	49.6%	52.0%	50.5%
% of FP17s for Band 1 Urgent Courses	116	1,298	8.9%	10.6%	9.4%	9.1%
% of FP17s Relating to Free Repair or Replacements	15	1,298	1.2%	0.9%	0.7%	0.8%
% of FP17s Relating to Continuations	55	1,298	4.2%	1.4%	1.2%	1.3%
% of Patients satisfied with the dentistry they have received	6	6	N/A	93.2%	93.6%	93.2%
% of Patients satisfied with the time they had to wait for an appointment	4	6	N/A	88.6%	89.1%	89.0%

* This is based on patients treated on this contract for their most recent course of treatment. Figures in italics indicate the base number of FP17s or Patient Questionnaire responses are less than 100. N/A is shown where the base number of responses is less than 10 during the period. % is calculated as Quantity/Base number*100

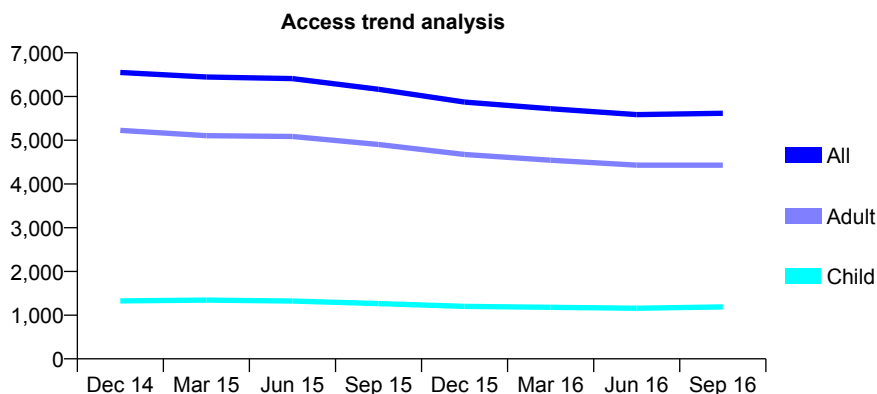
Q66 - Vital Signs At a Glance Contract Report for 136603/0003 - September 2016

Name or company name	Murgelas Practice Management Limited
Contract type name	GDS Contract
Purpose of contract	General
Contract start date	01/04/2011
Contract end date	

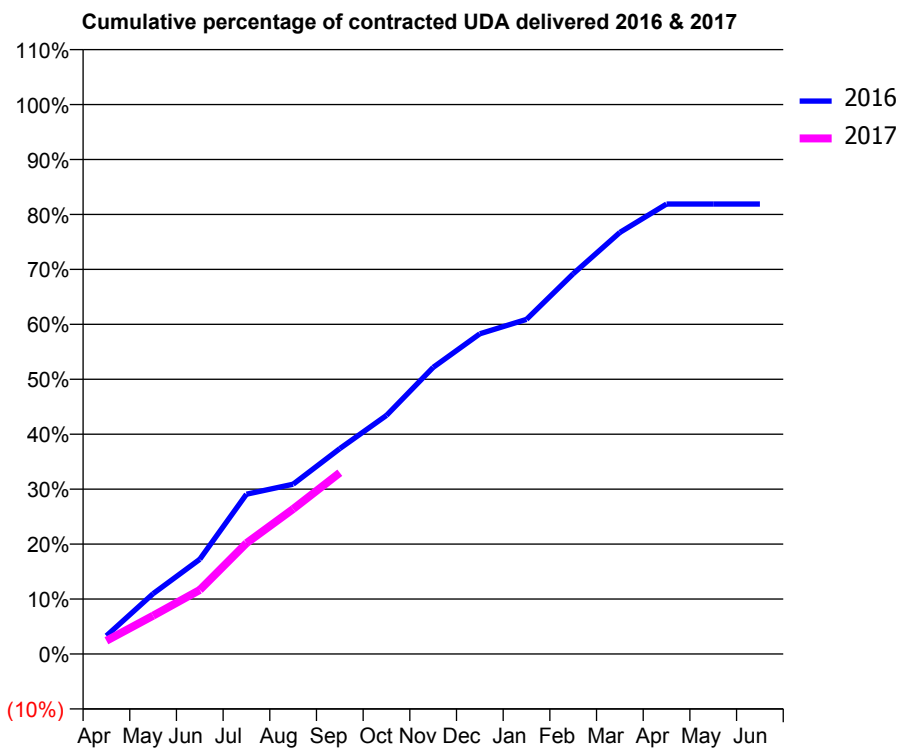
16/17 Contracted general activity (UDA)	22,000
Carry forward general activity (UDA)	0
16/17 Contracted orthodontic activity (UOA)	0
Carry forward orthodontic activity (UOA)	0
Baseline contract value	£625,308.48

ACCESS*

Patients seen in 24 months	Total	Change since previous quarter
Quarter ending September 2015	6,166	
Quarter ending December 2015	5,874	↓
Quarter ending March 2016	5,722	↓
Quarter ending June 2016	5,585	↓
Quarter ending September 2016	5,618	→
Variance since September 2015	(8.9%)	↓



ACTIVITY



Month	Adjusted Scheduled Activity (UDA)	
	2016	2017
April	594	532
May	1,975	1,537
June	3,104	2,566
July	5,234	4,438
August	5,561	5,805
September	6,730	7,257
October	7,817	
November	9,388	
December	10,489	
January	10,964	
February	12,454	
March	13,811	
April	14,741	
May	14,741	
June	14,741	

QUALITY

	Quantity	Base Number	Contract	AT	Region	England
% of FP17s for the same patient ID Re-attending within 3 months - Children	50	722	6.9%	10.4%	11.8%	12.4%
% of FP17s for the same patient ID Re-attending within 3 months - Adults	405	2,540	15.9%	16.1%	16.6%	16.7%
% of FP17s for the same patient ID Re-attending between 3 & 9 months - Children	210	722	29.1%	58.5%	60.2%	57.4%
% of FP17s for the same patient ID Re-attending between 3 & 9 months - Adults	826	2,540	32.5%	49.6%	52.0%	50.5%
% of FP17s for Band 1 Urgent Courses	405	2,953	13.7%	10.6%	9.4%	9.1%
% of FP17s Relating to Free Repair or Replacements	37	2,953	1.3%	0.9%	0.7%	0.8%
% of FP17s Relating to Continuations	79	2,953	2.7%	1.4%	1.2%	1.3%
% of Patients satisfied with the dentistry they have received	15	17	88.2%	93.2%	93.6%	93.2%
% of Patients satisfied with the time they had to wait for an appointment	14	17	82.4%	88.6%	89.1%	89.0%

* This is based on patients treated on this contract for their most recent course of treatment. Figures in italics indicate the base number of FP17s or Patient Questionnaire responses are less than 100. N/A is shown where the base number of responses is less than 10 during the period. % is calculated as Quantity/Base number*100

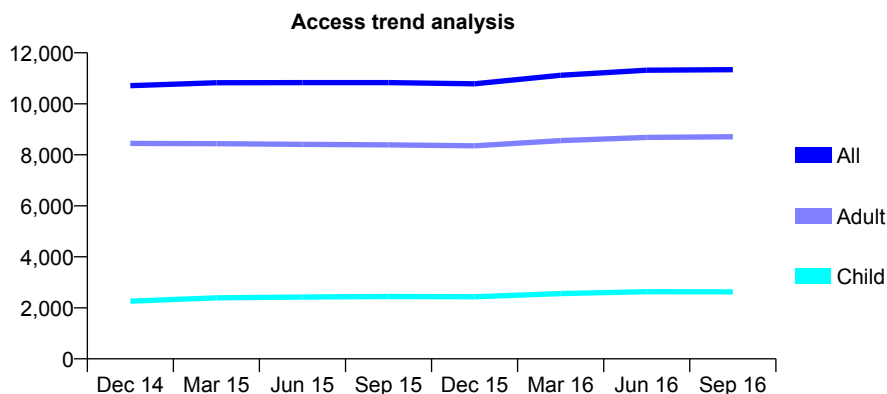
Q66 - Vital Signs At a Glance Contract Report for 137669/0001 - September 2016

Name or company name	Alliance Dental Care Ltd
Contract type name	GDS Contract
Purpose of contract	General
Contract start date	01/04/2012
Contract end date	

16/17 Contracted general activity (UDA)	40,450
Carry forward general activity (UDA)	35
16/17 Contracted orthodontic activity (UOA)	0
Carry forward orthodontic activity (UOA)	0
Baseline contract value	£1,028,487.23

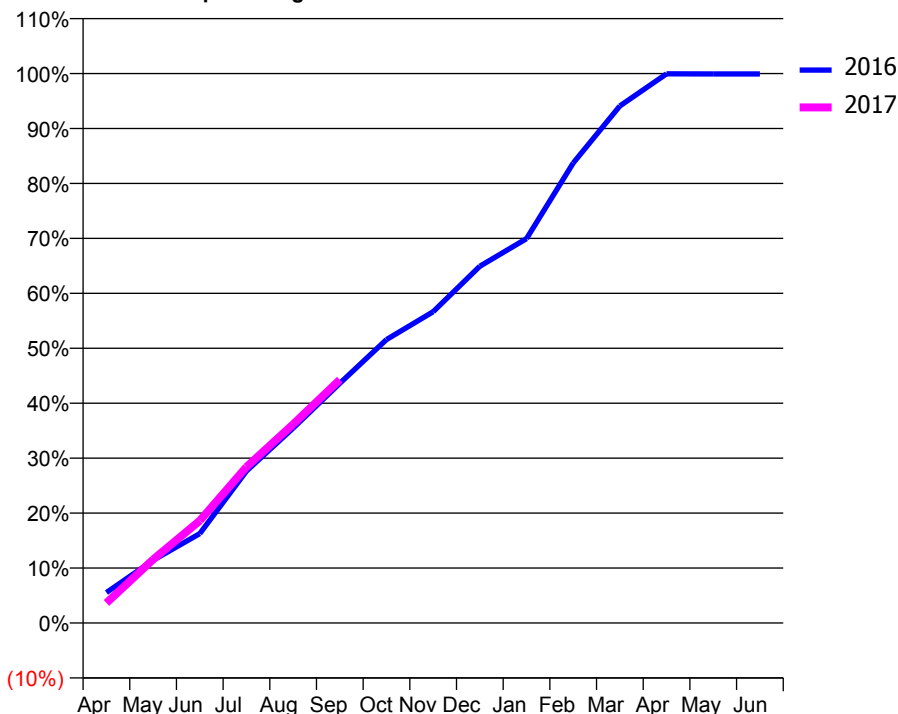
ACCESS*

Patients seen in 24 months	Total	Change since previous quarter
Quarter ending September 2015	10,833	
Quarter ending December 2015	10,783	→
Quarter ending March 2016	11,119	↑
Quarter ending June 2016	11,316	→
Quarter ending September 2016	11,338	→
Variance since September 2015	4.7%	↑



ACTIVITY

Cumulative percentage of contracted UDA delivered 2016 & 2017



Month	Adjusted Scheduled Activity (UDA)	
	2016	2017
April	2,248	1,480
May	4,623	4,675
June	6,581	7,533
July	11,190	11,488
August	14,346	14,633
September	17,644	17,905
October	20,861	
November	22,919	
December	26,265	
January	28,295	
February	33,863	
March	38,058	
April	40,425	
May	40,422	
June	40,415	

QUALITY

	Quantity	Base Number	Contract	AT	Region	England
% of FP17s for the same patient ID Re-attending within 3 months - Children	166	1,826	9.1%	10.4%	11.8%	12.4%
% of FP17s for the same patient ID Re-attending within 3 months - Adults	1,169	5,694	20.5%	16.1%	16.6%	16.7%
% of FP17s for the same patient ID Re-attending between 3 & 9 months - Children	955	1,826	52.3%	58.5%	60.2%	57.4%
% of FP17s for the same patient ID Re-attending between 3 & 9 months - Adults	2,393	5,694	42.0%	49.6%	52.0%	50.5%
% of FP17s for Band 1 Urgent Courses	1,266	6,833	18.5%	10.6%	9.4%	9.1%
% of FP17s Relating to Free Repair or Replacements	37	6,833	0.5%	0.9%	0.7%	0.8%
% of FP17s Relating to Continuations	49	6,833	0.7%	1.4%	1.2%	1.3%
% of Patients satisfied with the dentistry they have received	33	34	97.1%	93.2%	93.6%	93.2%
% of Patients satisfied with the time they had to wait for an appointment	29	34	85.3%	88.6%	89.1%	89.0%

* This is based on patients treated on this contract for their most recent course of treatment. Figures in italics indicate the base number of FP17s or Patient Questionnaire responses are less than 100. N/A is shown where the base number of responses is less than 10 during the period. % is calculated as Quantity/Base number*100

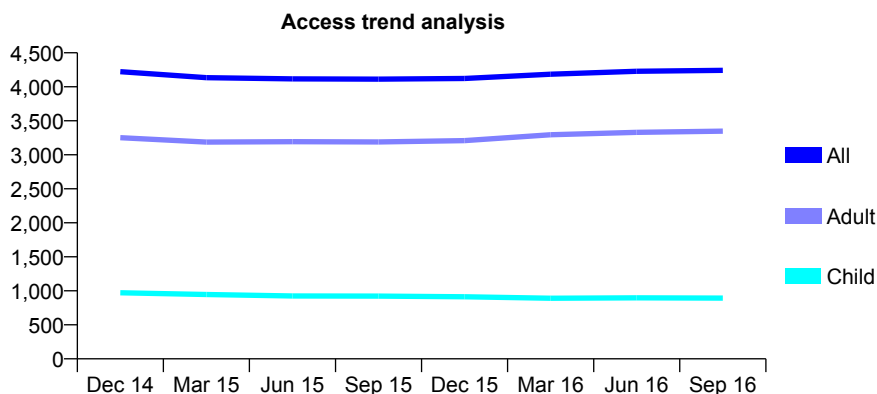
Q66 - Vital Signs At a Glance Contract Report for 138185/0001 - September 2016

Name or company name	Parkhill Dent Ltd
Contract type name	GDS Contract
Purpose of contract	General
Contract start date	19/01/2009
Contract end date	

16/17 Contracted general activity (UDA)	16,000
Carry forward general activity (UDA)	397
16/17 Contracted orthodontic activity (UOA)	0
Carry forward orthodontic activity (UOA)	0
Baseline contract value	£428,996.15

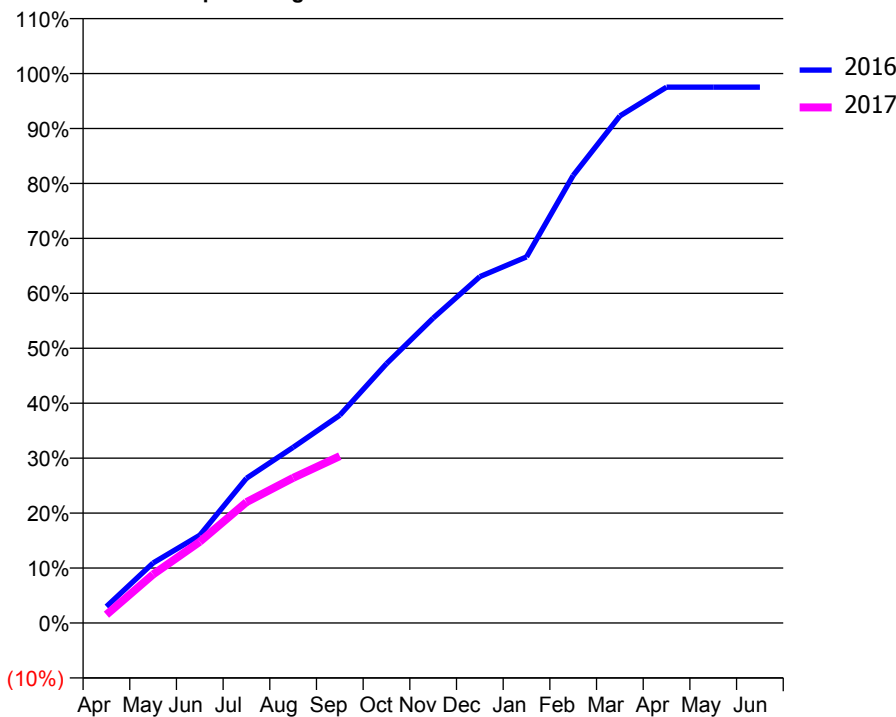
ACCESS*

Patients seen in 24 months	Total	Change since previous quarter
Quarter ending September 2015	4,112	
Quarter ending December 2015	4,122	→
Quarter ending March 2016	4,186	→
Quarter ending June 2016	4,228	→
Quarter ending September 2016	4,243	→
Variance since September 2015	3.2%	↑



ACTIVITY

Cumulative percentage of contracted UDA delivered 2016 & 2017



Adjusted Scheduled Activity (UDA)

Month	2016	2017
April	481	243
May	1,748	1,415
June	2,558	2,366
July	4,215	3,521
August	5,114	4,227
September	6,050	4,861
October	7,549	
November	8,877	
December	10,086	
January	10,660	
February	13,033	
March	14,763	
April	15,602	
May	15,603	
June	15,603	

QUALITY

	Quantity	Base Number	Contract	AT	Region	England
% of FP17s for the same patient ID Re-attending within 3 months - Children	35	597	5.9%	10.4%	11.8%	12.4%
% of FP17s for the same patient ID Re-attending within 3 months - Adults	370	2,114	17.5%	16.1%	16.6%	16.7%
% of FP17s for the same patient ID Re-attending between 3 & 9 months - Children	348	597	58.3%	58.5%	60.2%	57.4%
% of FP17s for the same patient ID Re-attending between 3 & 9 months - Adults	1,123	2,114	53.1%	49.6%	52.0%	50.5%
% of FP17s for Band 1 Urgent Courses	155	2,421	6.4%	10.6%	9.4%	9.1%
% of FP17s Relating to Free Repair or Replacements	6	2,421	0.2%	0.9%	0.7%	0.8%
% of FP17s Relating to Continuations	77	2,421	3.2%	1.4%	1.2%	1.3%
% of Patients satisfied with the dentistry they have received	7	8	N/A	93.2%	93.6%	93.2%
% of Patients satisfied with the time they had to wait for an appointment	4	8	N/A	88.6%	89.1%	89.0%

* This is based on patients treated on this contract for their most recent course of treatment. Figures in italics indicate the base number of FP17s or Patient Questionnaire responses are less than 100. N/A is shown where the base number of responses is less than 10 during the period. % is calculated as Quantity/Base number*100

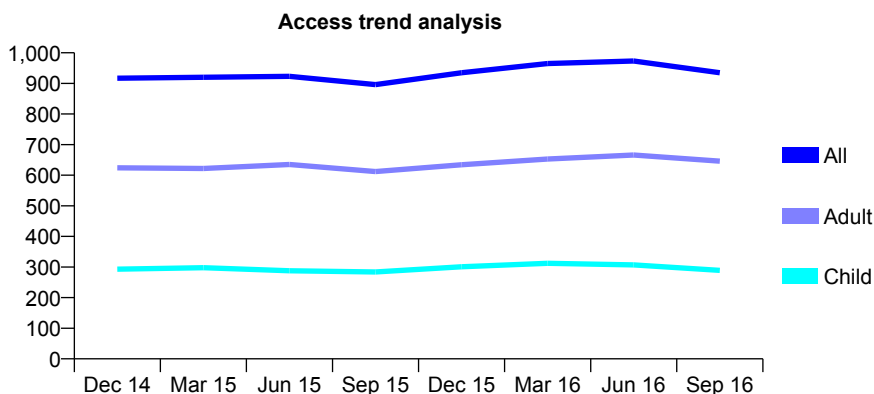
Q66 - Vital Signs At a Glance Contract Report for 139025/0001 - September 2016

Name or company name	Terrace Practice Care Ltd
Contract type name	GDS Contract
Purpose of contract	General
Contract start date	01/07/2007
Contract end date	

16/17 Contracted general activity (UDA)	1,900
Carry forward general activity (UDA)	0
16/17 Contracted orthodontic activity (UOA)	0
Carry forward orthodontic activity (UOA)	0
Baseline contract value	£40,204.44

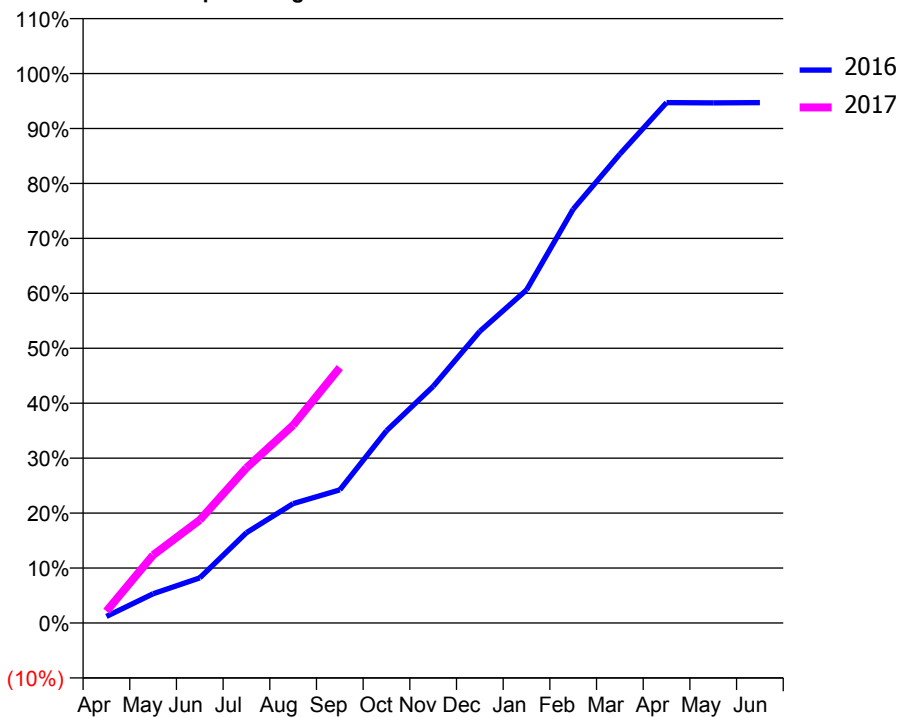
ACCESS*

Patients seen in 24 months	Total	Change since previous quarter
Quarter ending September 2015	896	
Quarter ending December 2015	935	↑
Quarter ending March 2016	965	↑
Quarter ending June 2016	973	→
Quarter ending September 2016	935	↓
Variance since September 2015	4.4%	↑



ACTIVITY

Cumulative percentage of contracted UDA delivered 2016 & 2017



Month	Adjusted Scheduled Activity (UDA)	
	2016	2017
April	23	41
May	101	235
June	156	356
July	313	536
August	413	684
September	460	883
October	665	
November	818	
December	1,009	
January	1,151	
February	1,431	
March	1,621	
April	1,799	
May	1,798	
June	1,799	

QUALITY

	Quantity	Base Number	Contract	AT	Region	England
% of FP17s for the same patient ID Re-attending within 3 months - Children	29	297	9.8%	10.4%	11.8%	12.4%
% of FP17s for the same patient ID Re-attending within 3 months - Adults	68	559	12.2%	16.1%	16.6%	16.7%
% of FP17s for the same patient ID Re-attending between 3 & 9 months - Children	212	297	71.4%	58.5%	60.2%	57.4%
% of FP17s for the same patient ID Re-attending between 3 & 9 months - Adults	323	559	57.8%	49.6%	52.0%	50.5%
% of FP17s for Band 1 Urgent Courses	17	449	3.8%	10.6%	9.4%	9.1%
% of FP17s Relating to Free Repair or Replacements	2	449	0.4%	0.9%	0.7%	0.8%
% of FP17s Relating to Continuations	3	449	0.7%	1.4%	1.2%	1.3%
% of Patients satisfied with the dentistry they have received	0	0	N/A	93.2%	93.6%	93.2%
% of Patients satisfied with the time they had to wait for an appointment	0	0	N/A	88.6%	89.1%	89.0%

* This is based on patients treated on this contract for their most recent course of treatment. Figures in italics indicate the base number of FP17s or Patient Questionnaire responses are less than 100. N/A is shown where the base number of responses is less than 10 during the period. % is calculated as Quantity/Base number*100

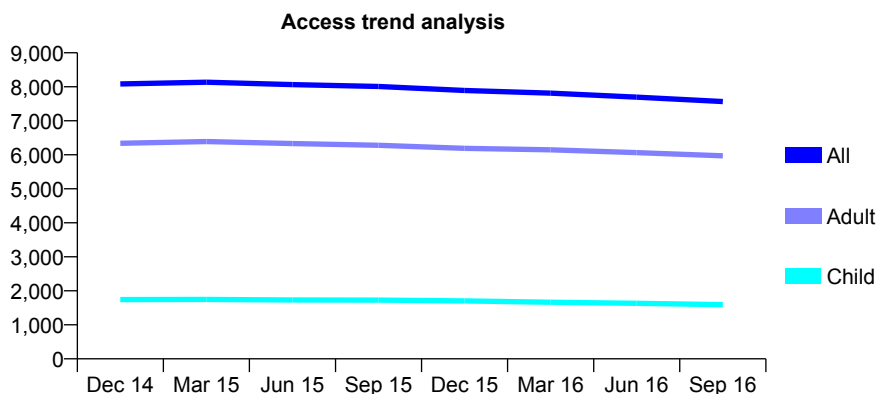
Q66 - Vital Signs At a Glance Contract Report for 139459/0001 - September 2016

Name or company name	The Helston Dental Practice Partnership
Contract type name	GDS Contract
Purpose of contract	General
Contract start date	01/08/2011
Contract end date	

16/17 Contracted general activity (UDA)	23,923
Carry forward general activity (UDA)	0
16/17 Contracted orthodontic activity (UOA)	0
Carry forward orthodontic activity (UOA)	0
Baseline contract value	£620,532.65

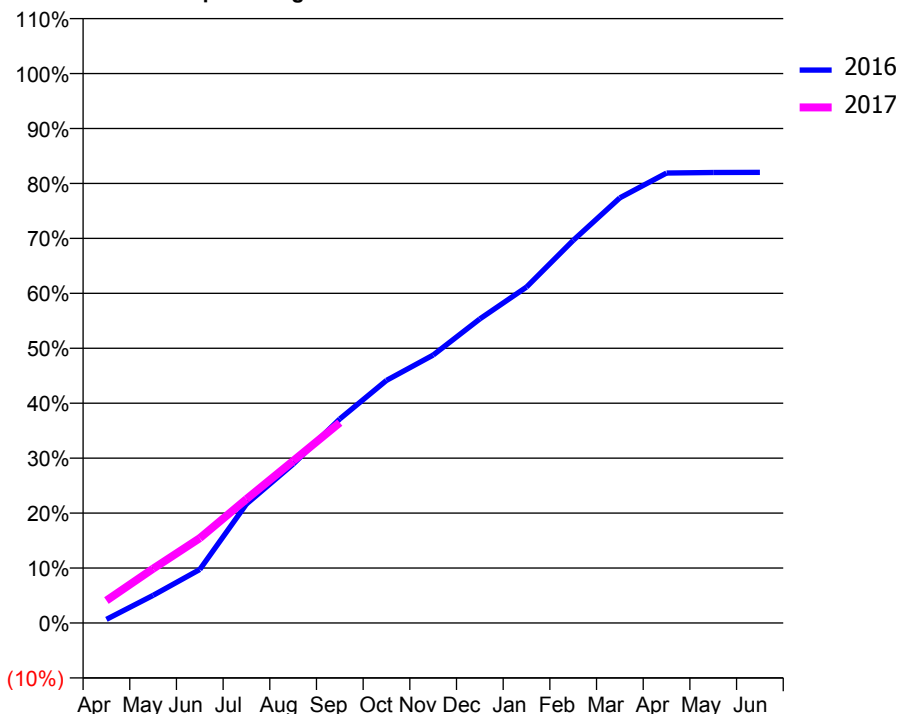
ACCESS*

Patients seen in 24 months	Total	Change since previous quarter
Quarter ending September 2015	8,008	
Quarter ending December 2015	7,894	↓
Quarter ending March 2016	7,813	↓
Quarter ending June 2016	7,696	↓
Quarter ending September 2016	7,566	↓
Variance since September 2015	(5.5%)	↓



ACTIVITY

Cumulative percentage of contracted UDA delivered 2016 & 2017



Adjusted Scheduled Activity (UDA)

Month	2016	2017
April	159	980
May	1,205	2,365
June	2,329	3,695
July	5,178	5,398
August	6,915	7,059
September	8,887	8,720
October	10,562	
November	11,663	
December	13,240	
January	14,627	
February	16,659	
March	18,512	
April	19,593	
May	19,615	
June	19,622	

QUALITY

	Quantity	Base Number	Contract	AT	Region	England
% of FP17s for the same patient ID Re-attending within 3 months - Children	72	1,231	5.8%	10.4%	11.8%	12.4%
% of FP17s for the same patient ID Re-attending within 3 months - Adults	465	3,697	12.6%	16.1%	16.6%	16.7%
% of FP17s for the same patient ID Re-attending between 3 & 9 months - Children	755	1,231	61.3%	58.5%	60.2%	57.4%
% of FP17s for the same patient ID Re-attending between 3 & 9 months - Adults	1,572	3,697	42.5%	49.6%	52.0%	50.5%
% of FP17s for Band 1 Urgent Courses	184	4,466	4.1%	10.6%	9.4%	9.1%
% of FP17s Relating to Free Repair or Replacements	41	4,466	0.9%	0.9%	0.7%	0.8%
% of FP17s Relating to Continuations	108	4,466	2.4%	1.4%	1.2%	1.3%
% of Patients satisfied with the dentistry they have received	12	12	100.0%	93.2%	93.6%	93.2%
% of Patients satisfied with the time they had to wait for an appointment	11	12	91.7%	88.6%	89.1%	89.0%

* This is based on patients treated on this contract for their most recent course of treatment. Figures in italics indicate the base number of FP17s or Patient Questionnaire responses are less than 100. N/A is shown where the base number of responses is less than 10 during the period. % is calculated as Quantity/Base number*100

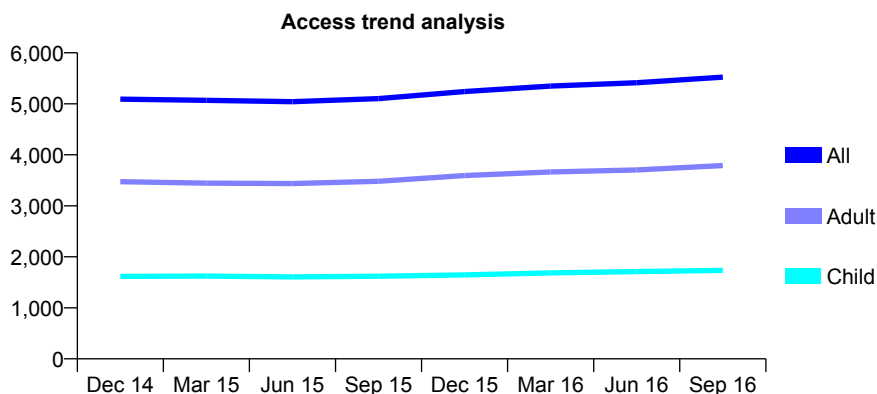
Q66 - Vital Signs At a Glance Contract Report for 141461/0001 - September 2016

Name or company name	Queen Annes Dental Practice Limited
Contract type name	GDS Contract
Purpose of contract	General and Orthodontic
Contract start date	01/10/2007
Contract end date	

16/17 Contracted general activity (UDA)	14,575
Carry forward general activity (UDA)	0
16/17 Contracted orthodontic activity (UOA)	700
Carry forward orthodontic activity (UOA)	0
Baseline contract value	£437,364.80

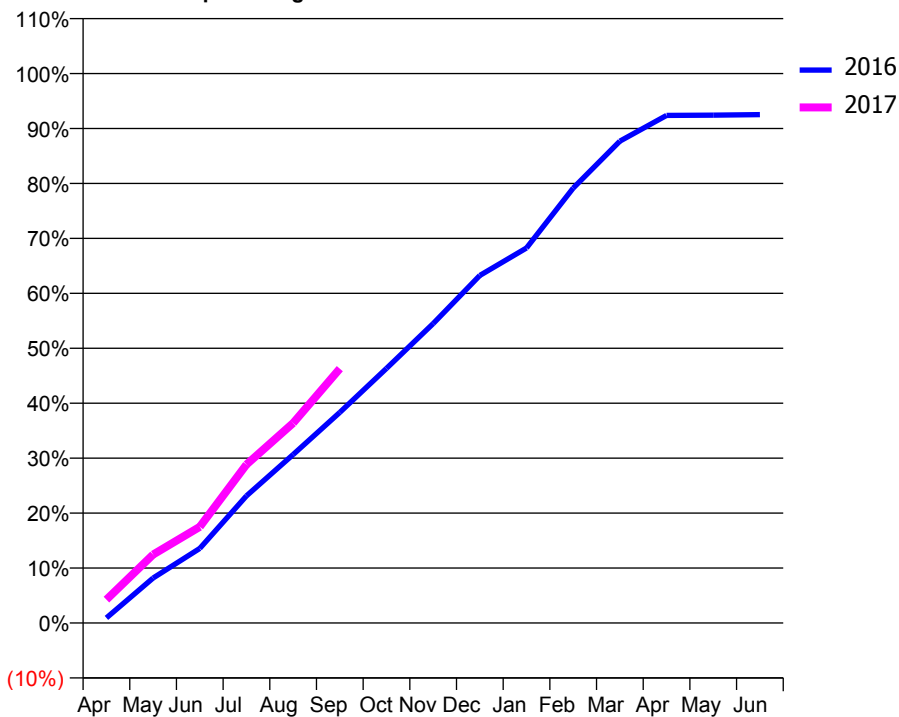
ACCESS*

Patients seen in 24 months	Total	Change since previous quarter
Quarter ending September 2015	5,101	
Quarter ending December 2015	5,240	↑
Quarter ending March 2016	5,349	↑
Quarter ending June 2016	5,414	→
Quarter ending September 2016	5,524	↑
Variance since September 2015	8.3%	↑



ACTIVITY

Cumulative percentage of contracted UDA delivered 2016 & 2017



Adjusted Scheduled Activity (UDA)

Month	2016	2017
April	136	621
May	1,194	1,815
June	1,978	2,552
July	3,371	4,204
August	4,468	5,304
September	5,586	6,747
October	6,755	
November	7,942	
December	9,220	
January	9,947	
February	11,534	
March	12,780	
April	13,463	
May	13,471	
June	13,483	

QUALITY

	Quantity	Base Number	Contract	AT	Region	England
% of FP17s for the same patient ID Re-attending within 3 months - Children	248	1,667	14.9%	10.4%	11.8%	12.4%
% of FP17s for the same patient ID Re-attending within 3 months - Adults	559	3,078	18.2%	16.1%	16.6%	16.7%
% of FP17s for the same patient ID Re-attending between 3 & 9 months - Children	1,028	1,667	61.7%	58.5%	60.2%	57.4%
% of FP17s for the same patient ID Re-attending between 3 & 9 months - Adults	1,728	3,078	56.1%	49.6%	52.0%	50.5%
% of FP17s for Band 1 Urgent Courses	273	3,746	7.3%	10.6%	9.4%	9.1%
% of FP17s Relating to Free Repair or Replacements	25	3,746	0.7%	0.9%	0.7%	0.8%
% of FP17s Relating to Continuations	19	3,746	0.5%	1.4%	1.2%	1.3%
% of Patients satisfied with the dentistry they have received	5	5	N/A	93.2%	93.6%	93.2%
% of Patients satisfied with the time they had to wait for an appointment	5	5	N/A	88.6%	89.1%	89.0%

* This is based on patients treated on this contract for their most recent course of treatment. Figures in italics indicate the base number of FP17s or Patient Questionnaire responses are less than 100. N/A is shown where the base number of responses is less than 10 during the period. % is calculated as Quantity/Base number*100

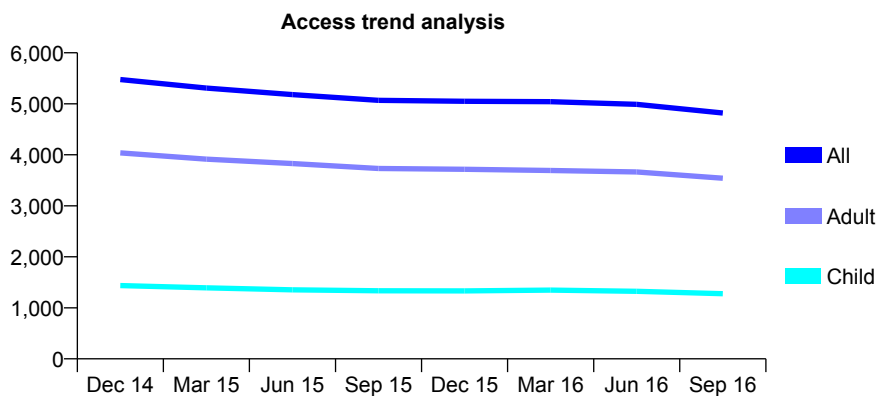
Q66 - Vital Signs At a Glance Contract Report for 144886/0001 - September 2016

Name or company name	Bodmin Dental Care Ltd
Contract type name	GDS Contract
Purpose of contract	General
Contract start date	01/01/2008
Contract end date	

16/17 Contracted general activity (UDA)	21,112
Carry forward general activity (UDA)	0
16/17 Contracted orthodontic activity (UOA)	0
Carry forward orthodontic activity (UOA)	0
Baseline contract value	£497,373.90

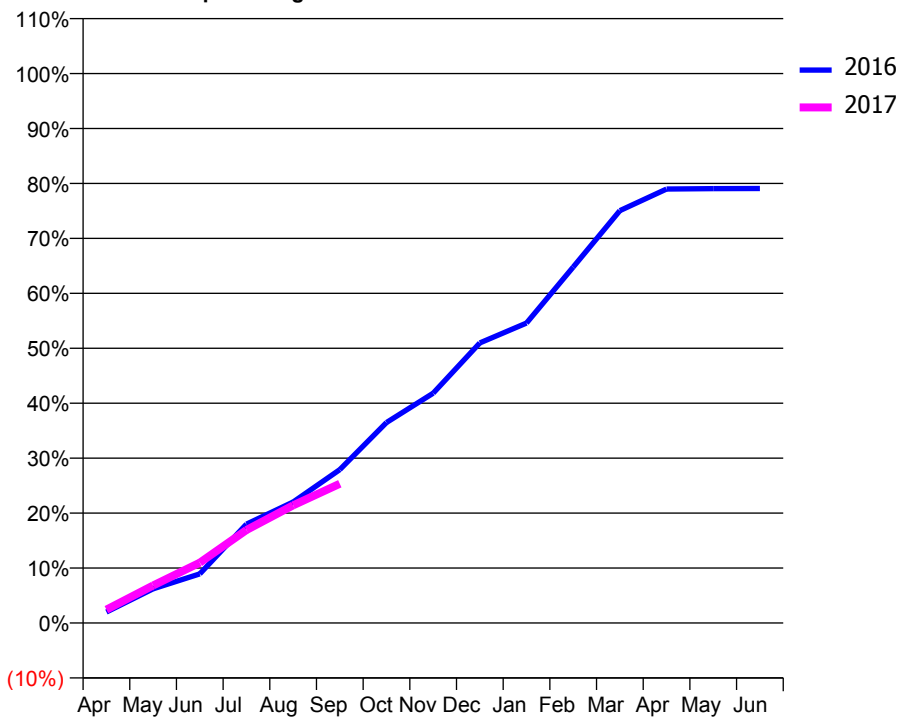
ACCESS*

Patients seen in 24 months	Total	Change since previous quarter
Quarter ending September 2015	5,067	
Quarter ending December 2015	5,049	→
Quarter ending March 2016	5,042	→
Quarter ending June 2016	4,989	↓
Quarter ending September 2016	4,820	↓
Variance since September 2015	(4.9%)	↓



ACTIVITY

Cumulative percentage of contracted UDA delivered 2016 & 2017



Month	Adjusted Scheduled Activity (UDA)	
	2016	2017
April	352	517
May	1,093	1,443
June	1,573	2,317
July	3,165	3,576
August	3,875	4,521
September	4,912	5,350
October	6,421	
November	7,359	
December	8,971	
January	9,609	
February	11,402	
March	13,209	
April	13,902	
May	13,911	
June	13,916	

QUALITY

	Quantity	Base Number	Contract	AT	Region	England
% of FP17s for the same patient ID Re-attending within 3 months - Children	57	853	6.7%	10.4%	11.8%	12.4%
% of FP17s for the same patient ID Re-attending within 3 months - Adults	406	2,516	16.1%	16.1%	16.6%	16.7%
% of FP17s for the same patient ID Re-attending between 3 & 9 months - Children	589	853	69.1%	58.5%	60.2%	57.4%
% of FP17s for the same patient ID Re-attending between 3 & 9 months - Adults	1,698	2,516	67.5%	49.6%	52.0%	50.5%
% of FP17s for Band 1 Urgent Courses	92	3,023	3.0%	10.6%	9.4%	9.1%
% of FP17s Relating to Free Repair or Replacements	25	3,023	0.8%	0.9%	0.7%	0.8%
% of FP17s Relating to Continuations	86	3,023	2.8%	1.4%	1.2%	1.3%
% of Patients satisfied with the dentistry they have received	7	8	N/A	93.2%	93.6%	93.2%
% of Patients satisfied with the time they had to wait for an appointment	8	8	N/A	88.6%	89.1%	89.0%

* This is based on patients treated on this contract for their most recent course of treatment. Figures in italics indicate the base number of FP17s or Patient Questionnaire responses are less than 100. N/A is shown where the base number of responses is less than 10 during the period. % is calculated as Quantity/Base number*100

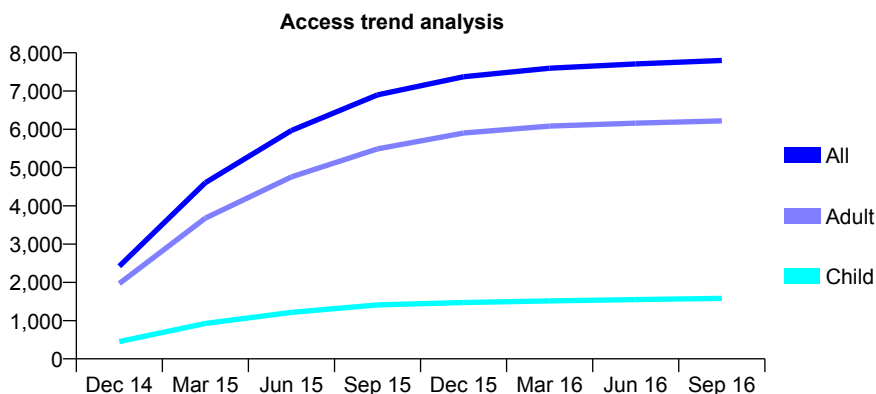
Q66 - Vital Signs At a Glance Contract Report for 145866/0001 - September 2016

Name or company name	Cathedral House Partnership
Contract type name	GDS Contract
Purpose of contract	General
Contract start date	01/10/2014
Contract end date	

16/17 Contracted general activity (UDA)	27,751
Carry forward general activity (UDA)	-78
16/17 Contracted orthodontic activity (UOA)	0
Carry forward orthodontic activity (UOA)	0
Baseline contract value	£719,792.57

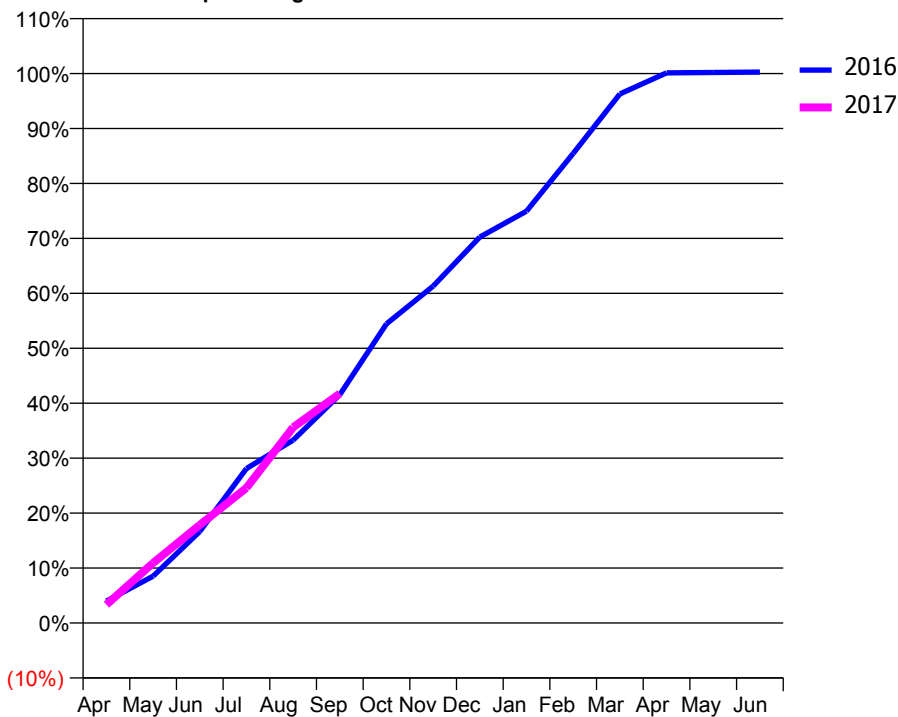
ACCESS*

Patients seen in 24 months	Total	Change since previous quarter
Quarter ending September 2015	6,899	
Quarter ending December 2015	7,375	↑
Quarter ending March 2016	7,599	↑
Quarter ending June 2016	7,708	→
Quarter ending September 2016	7,800	→
Variance since September 2015	13.1%	↑



ACTIVITY

Cumulative percentage of contracted UDA delivered 2016 & 2017



Month	Adjusted Scheduled Activity (UDA)	
	2016	2017
April	1,108	925
May	2,366	3,034
June	4,623	4,953
July	7,804	6,828
August	9,236	9,884
September	11,531	11,587
October	15,110	
November	17,013	
December	19,491	
January	20,797	
February	23,716	
March	26,720	
April	27,785	
May	27,800	
June	27,820	

QUALITY

	Quantity	Base Number	Contract	AT	Region	England
% of FP17s for the same patient ID Re-attending within 3 months - Children	88	1,163	7.6%	10.4%	11.8%	12.4%
% of FP17s for the same patient ID Re-attending within 3 months - Adults	801	4,517	17.7%	16.1%	16.6%	16.7%
% of FP17s for the same patient ID Re-attending between 3 & 9 months - Children	619	1,163	53.2%	58.5%	60.2%	57.4%
% of FP17s for the same patient ID Re-attending between 3 & 9 months - Adults	2,352	4,517	52.1%	49.6%	52.0%	50.5%
% of FP17s for Band 1 Urgent Courses	330	5,199	6.3%	10.6%	9.4%	9.1%
% of FP17s Relating to Free Repair or Replacements	42	5,199	0.8%	0.9%	0.7%	0.8%
% of FP17s Relating to Continuations	138	5,199	2.7%	1.4%	1.2%	1.3%
% of Patients satisfied with the dentistry they have received	8	10	80.0%	93.2%	93.6%	93.2%
% of Patients satisfied with the time they had to wait for an appointment	10	10	100.0%	88.6%	89.1%	89.0%

* This is based on patients treated on this contract for their most recent course of treatment. Figures in italics indicate the base number of FP17s or Patient Questionnaire responses are less than 100. N/A is shown where the base number of responses is less than 10 during the period. % is calculated as Quantity/Base number*100

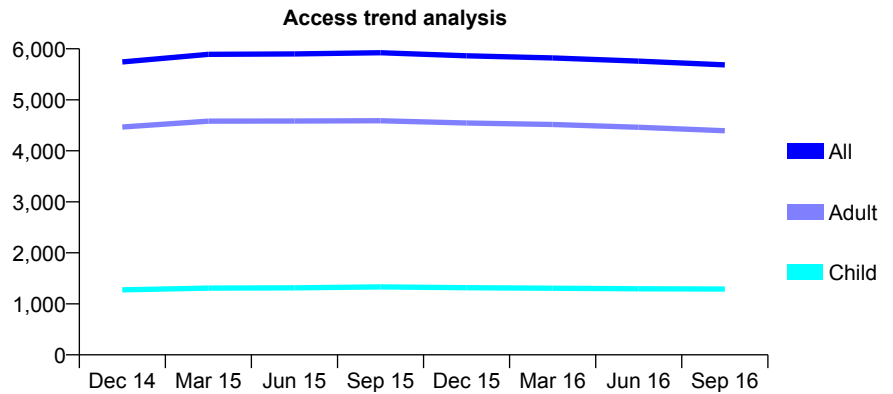
Q66 - Vital Signs At a Glance Contract Report for 148334/0001 - September 2016

Name or company name	Cedar Hut Dental Limited
Contract type name	GDS Contract
Purpose of contract	General
Contract start date	30/04/2013
Contract end date	

16/17 Contracted general activity (UDA)	19,600
Carry forward general activity (UDA)	545
16/17 Contracted orthodontic activity (UOA)	0
Carry forward orthodontic activity (UOA)	0
Baseline contract value	£506,084.43

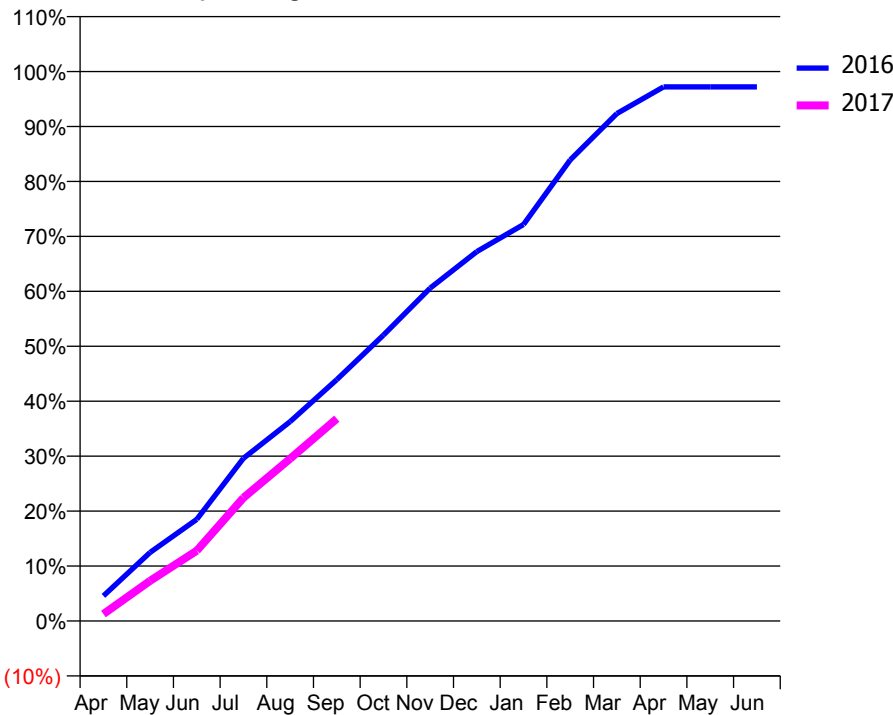
ACCESS*

Patients seen in 24 months	Total	Change since previous quarter
Quarter ending September 2015	5,922	
Quarter ending December 2015	5,863	→
Quarter ending March 2016	5,822	→
Quarter ending June 2016	5,757	↓
Quarter ending September 2016	5,685	↓
Variance since September 2015	(4.0%)	↓



ACTIVITY

Cumulative percentage of contracted UDA delivered 2016 & 2017



Month	Adjusted Scheduled Activity (UDA)	
	2016	2017
April	896	249
May	2,448	1,434
June	3,627	2,508
July	5,805	4,396
August	7,115	5,790
September	8,610	7,218
October	10,200	
November	11,874	
December	13,178	
January	14,142	
February	16,445	
March	18,098	
April	19,051	
May	19,053	
June	19,052	

QUALITY

	Quantity	Base Number	Contract	AT	Region	England
% of FP17s for the same patient ID Re-attending within 3 months - Children	75	1,089	6.9%	10.4%	11.8%	12.4%
% of FP17s for the same patient ID Re-attending within 3 months - Adults	530	3,394	15.6%	16.1%	16.6%	16.7%
% of FP17s for the same patient ID Re-attending between 3 & 9 months - Children	800	1,089	73.5%	58.5%	60.2%	57.4%
% of FP17s for the same patient ID Re-attending between 3 & 9 months - Adults	2,308	3,394	68.0%	49.6%	52.0%	50.5%
% of FP17s for Band 1 Urgent Courses	332	3,630	9.1%	10.6%	9.4%	9.1%
% of FP17s Relating to Free Repair or Replacements	31	3,630	0.9%	0.9%	0.7%	0.8%
% of FP17s Relating to Continuations	0	3,630	0.0%	1.4%	1.2%	1.3%
% of Patients satisfied with the dentistry they have received	12	12	100.0%	93.2%	93.6%	93.2%
% of Patients satisfied with the time they had to wait for an appointment	12	12	100.0%	88.6%	89.1%	89.0%

* This is based on patients treated on this contract for their most recent course of treatment. Figures in italics indicate the base number of FP17s or Patient Questionnaire responses are less than 100. N/A is shown where the base number of responses is less than 10 during the period. % is calculated as Quantity/Base number*100

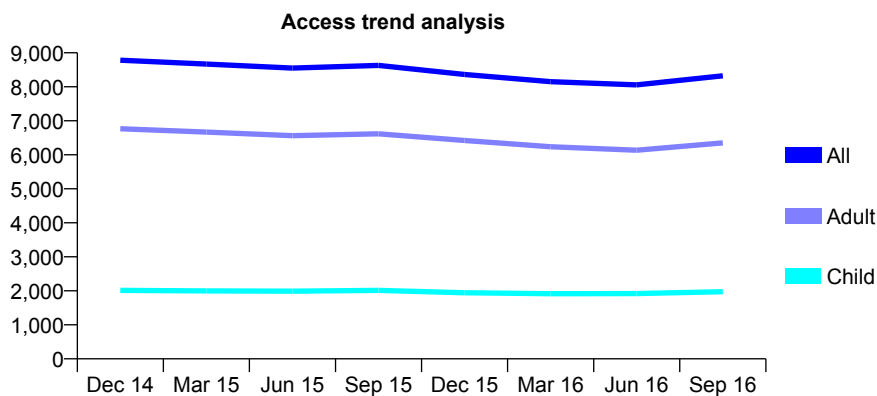
Q66 - Vital Signs At a Glance Contract Report for 149756/0001 - September 2016

Name or company name	Falmouth Health Limited
Contract type name	GDS Contract
Purpose of contract	General
Contract start date	01/12/2008
Contract end date	

16/17 Contracted general activity (UDA)	25,452
Carry forward general activity (UDA)	0
16/17 Contracted orthodontic activity (UOA)	0
Carry forward orthodontic activity (UOA)	0
Baseline contract value	£664,880.75

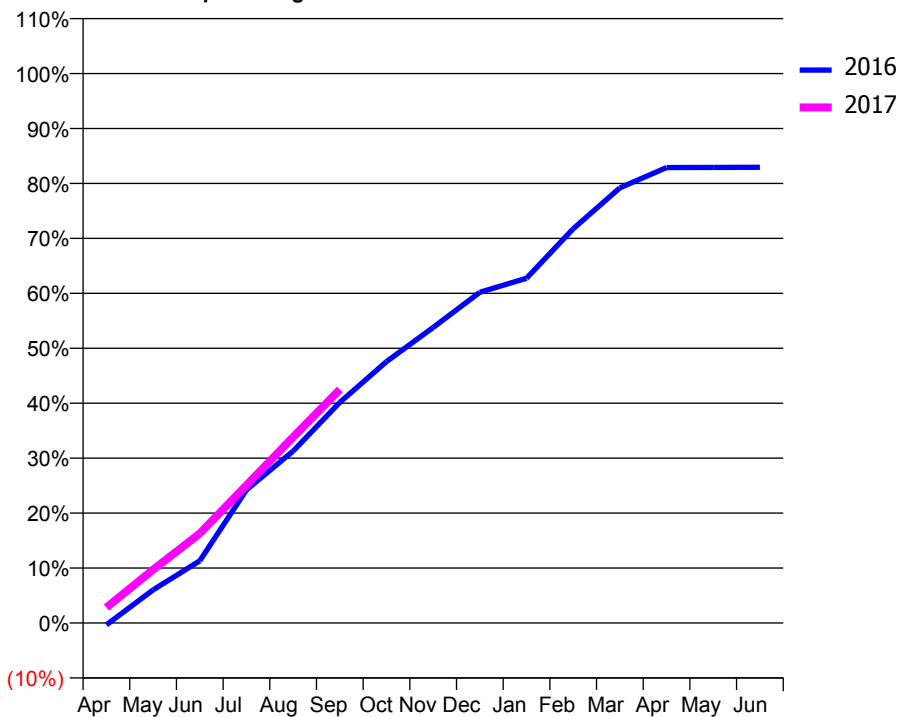
ACCESS*

Patients seen in 24 months	Total	Change since previous quarter
Quarter ending September 2015	8,629	
Quarter ending December 2015	8,364	↓
Quarter ending March 2016	8,152	↓
Quarter ending June 2016	8,055	↓
Quarter ending September 2016	8,325	↑
Variance since September 2015	(3.5%)	↓



ACTIVITY

Cumulative percentage of contracted UDA delivered 2016 & 2017



Month	Adjusted Scheduled Activity (UDA)	
	2016	2017
April	-89	722
May	1,537	2,473
June	2,881	4,146
July	6,165	6,382
August	7,964	8,616
September	10,220	10,816
October	12,108	
November	13,688	
December	15,321	
January	15,969	
February	18,264	
March	20,155	
April	21,096	
May	21,103	
June	21,107	

QUALITY

	Quantity	Base Number	Contract	AT	Region	England
% of FP17s for the same patient ID Re-attending within 3 months - Children	88	1,609	5.5%	10.4%	11.8%	12.4%
% of FP17s for the same patient ID Re-attending within 3 months - Adults	539	4,840	11.1%	16.1%	16.6%	16.7%
% of FP17s for the same patient ID Re-attending between 3 & 9 months - Children	892	1,609	55.4%	58.5%	60.2%	57.4%
% of FP17s for the same patient ID Re-attending between 3 & 9 months - Adults	2,365	4,840	48.9%	49.6%	52.0%	50.5%
% of FP17s for Band 1 Urgent Courses	231	5,621	4.1%	10.6%	9.4%	9.1%
% of FP17s Relating to Free Repair or Replacements	54	5,621	1.0%	0.9%	0.7%	0.8%
% of FP17s Relating to Continuations	111	5,621	2.0%	1.4%	1.2%	1.3%
% of Patients satisfied with the dentistry they have received	12	12	100.0%	93.2%	93.6%	93.2%
% of Patients satisfied with the time they had to wait for an appointment	11	12	91.7%	88.6%	89.1%	89.0%

* This is based on patients treated on this contract for their most recent course of treatment. Figures in italics indicate the base number of FP17s or Patient Questionnaire responses are less than 100. N/A is shown where the base number of responses is less than 10 during the period. % is calculated as Quantity/Base number*100

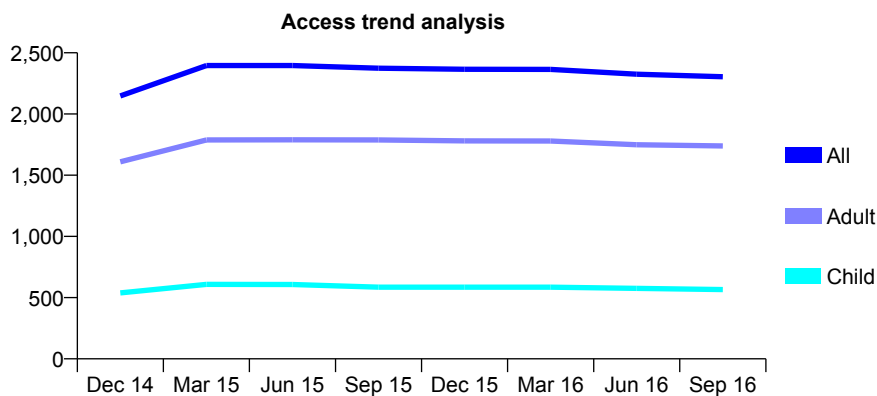
Q66 - Vital Signs At a Glance Contract Report for 150088/0001 - September 2016

Name or company name	Ben Pearson Limited
Contract type name	GDS Contract
Purpose of contract	General
Contract start date	01/04/2010
Contract end date	

16/17 Contracted general activity (UDA)	6,422
Carry forward general activity (UDA)	18
16/17 Contracted orthodontic activity (UOA)	0
Carry forward orthodontic activity (UOA)	0
Baseline contract value	£218,564.39

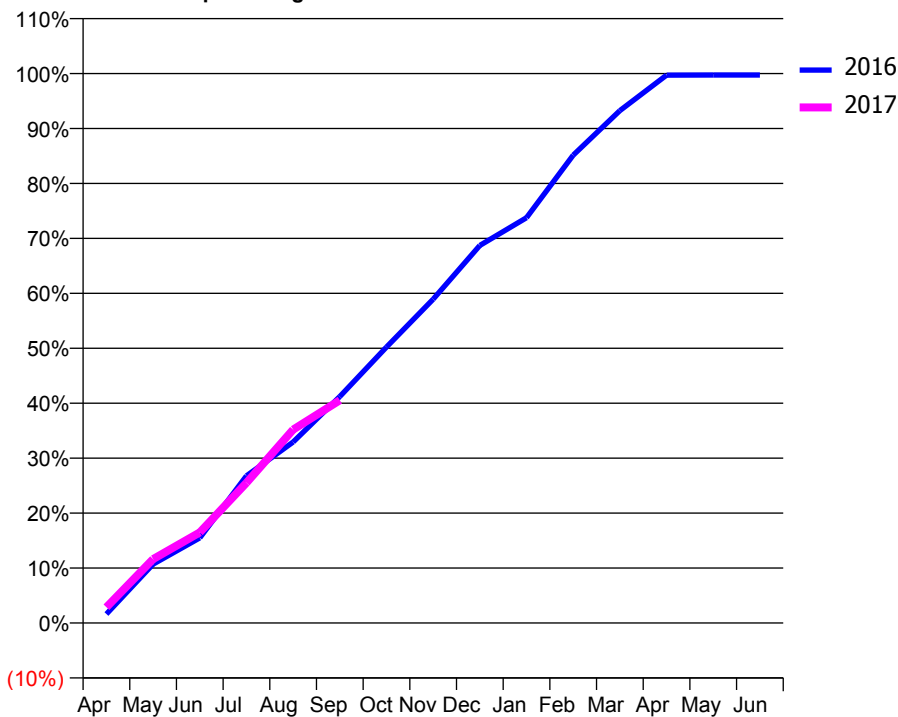
ACCESS*

Patients seen in 24 months	Total	Change since previous quarter
Quarter ending September 2015	2,374	
Quarter ending December 2015	2,365	→
Quarter ending March 2016	2,364	→
Quarter ending June 2016	2,325	↓
Quarter ending September 2016	2,305	→
Variance since September 2015	(2.9%)	↓



ACTIVITY

Cumulative percentage of contracted UDA delivered 2016 & 2017



Month	Adjusted Scheduled Activity (UDA)	
	2016	2017
April	106	184
May	689	748
June	995	1,059
July	1,720	1,638
August	2,115	2,261
September	2,647	2,603
October	3,225	
November	3,784	
December	4,412	
January	4,737	
February	5,467	
March	5,988	
April	6,403	
May	6,404	
June	6,404	

QUALITY

	Quantity	Base Number	Contract	AT	Region	England
% of FP17s for the same patient ID Re-attending within 3 months - Children	34	427	8.0%	10.4%	11.8%	12.4%
% of FP17s for the same patient ID Re-attending within 3 months - Adults	122	1,110	11.0%	16.1%	16.6%	16.7%
% of FP17s for the same patient ID Re-attending between 3 & 9 months - Children	277	427	64.9%	58.5%	60.2%	57.4%
% of FP17s for the same patient ID Re-attending between 3 & 9 months - Adults	659	1,110	59.4%	49.6%	52.0%	50.5%
% of FP17s for Band 1 Urgent Courses	39	1,361	2.9%	10.6%	9.4%	9.1%
% of FP17s Relating to Free Repair or Replacements	10	1,361	0.7%	0.9%	0.7%	0.8%
% of FP17s Relating to Continuations	17	1,361	1.2%	1.4%	1.2%	1.3%
% of Patients satisfied with the dentistry they have received	4	5	N/A	93.2%	93.6%	93.2%
% of Patients satisfied with the time they had to wait for an appointment	5	5	N/A	88.6%	89.1%	89.0%

* This is based on patients treated on this contract for their most recent course of treatment. Figures in italics indicate the base number of FP17s or Patient Questionnaire responses are less than 100. N/A is shown where the base number of responses is less than 10 during the period. % is calculated as Quantity/Base number*100

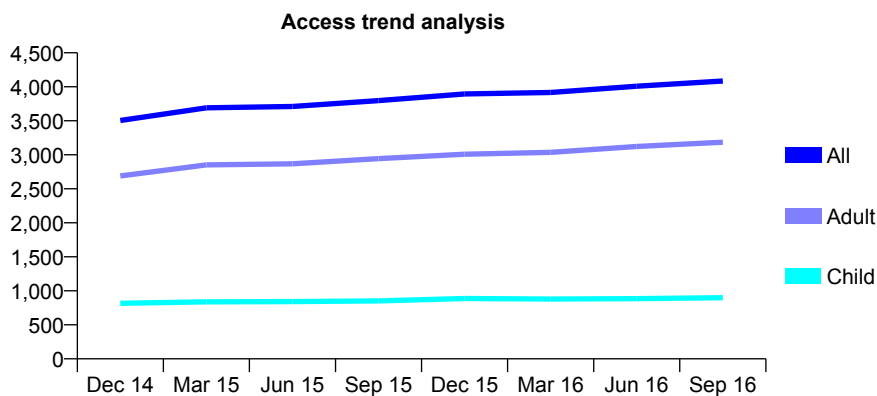
Q66 - Vital Signs At a Glance Contract Report for 150940/0001 - September 2016

Name or company name	Salisbury Villa Ltd
Contract type name	GDS Contract
Purpose of contract	General
Contract start date	03/12/2007
Contract end date	

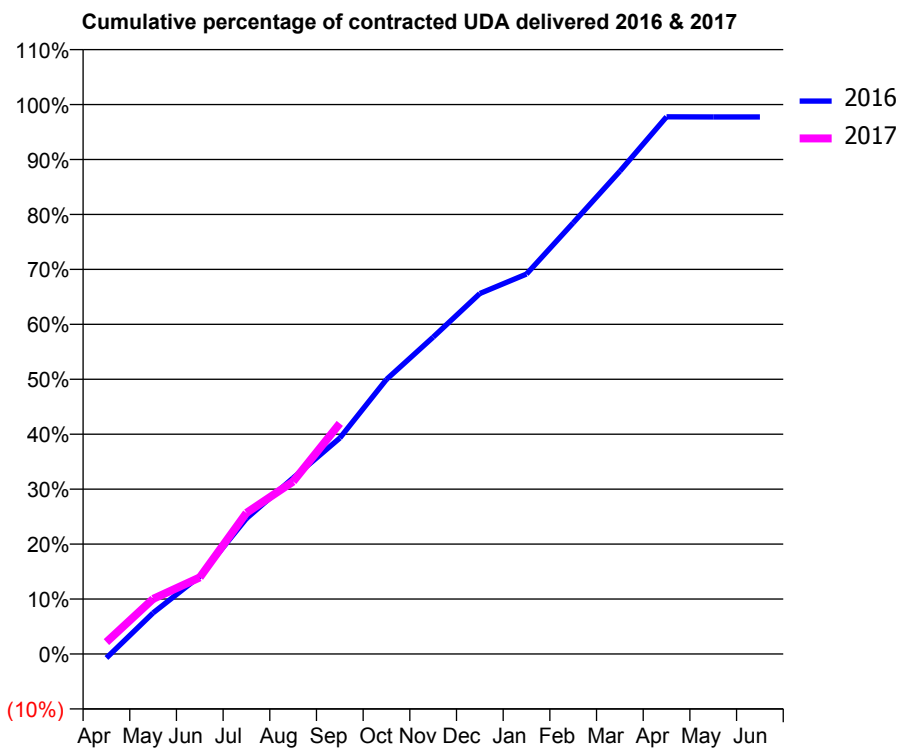
16/17 Contracted general activity (UDA)	9,000
Carry forward general activity (UDA)	102
16/17 Contracted orthodontic activity (UOA)	0
Carry forward orthodontic activity (UOA)	0
Baseline contract value	£226,619.70

ACCESS*

Patients seen in 24 months	Total	Change since previous quarter
Quarter ending September 2015	3,797	
Quarter ending December 2015	3,896	↑
Quarter ending March 2016	3,916	→
Quarter ending June 2016	4,008	↑
Quarter ending September 2016	4,085	→
Variance since September 2015	7.6%	↑



ACTIVITY



Month	Adjusted Scheduled Activity (UDA)	
	2016	2017
April	-68	195
May	674	903
June	1,274	1,255
July	2,220	2,311
August	2,884	2,825
September	3,536	3,777
October	4,498	
November	5,190	
December	5,904	
January	6,223	
February	7,063	
March	7,908	
April	8,798	
May	8,796	
June	8,796	

QUALITY

	Quantity	Base Number	Contract	AT	Region	England
% of FP17s for the same patient ID Re-attending within 3 months - Children	55	656	8.4%	10.4%	11.8%	12.4%
% of FP17s for the same patient ID Re-attending within 3 months - Adults	344	2,318	14.8%	16.1%	16.6%	16.7%
% of FP17s for the same patient ID Re-attending between 3 & 9 months - Children	334	656	50.9%	58.5%	60.2%	57.4%
% of FP17s for the same patient ID Re-attending between 3 & 9 months - Adults	1,137	2,318	49.1%	49.6%	52.0%	50.5%
% of FP17s for Band 1 Urgent Courses	288	2,211	13.0%	10.6%	9.4%	9.1%
% of FP17s Relating to Free Repair or Replacements	21	2,211	0.9%	0.9%	0.7%	0.8%
% of FP17s Relating to Continuations	21	2,211	0.9%	1.4%	1.2%	1.3%
% of Patients satisfied with the dentistry they have received	4	4	N/A	93.2%	93.6%	93.2%
% of Patients satisfied with the time they had to wait for an appointment	4	4	N/A	88.6%	89.1%	89.0%

* This is based on patients treated on this contract for their most recent course of treatment. Figures in italics indicate the base number of FP17s or Patient Questionnaire responses are less than 100. N/A is shown where the base number of responses is less than 10 during the period. % is calculated as Quantity/Base number*100

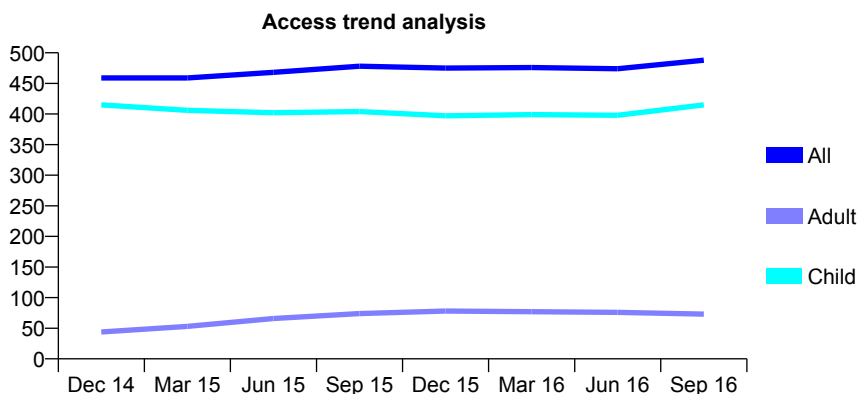
Q66 - Vital Signs At a Glance Contract Report for 151149/0001 - September 2016

Name or company name	B & M Dental Care Ltd
Contract type name	GDS Contract
Purpose of contract	General
Contract start date	01/11/2013
Contract end date	

16/17 Contracted general activity (UDA)	1,154
Carry forward general activity (UDA)	0
16/17 Contracted orthodontic activity (UOA)	0
Carry forward orthodontic activity (UOA)	0
Baseline contract value	£27,216.26

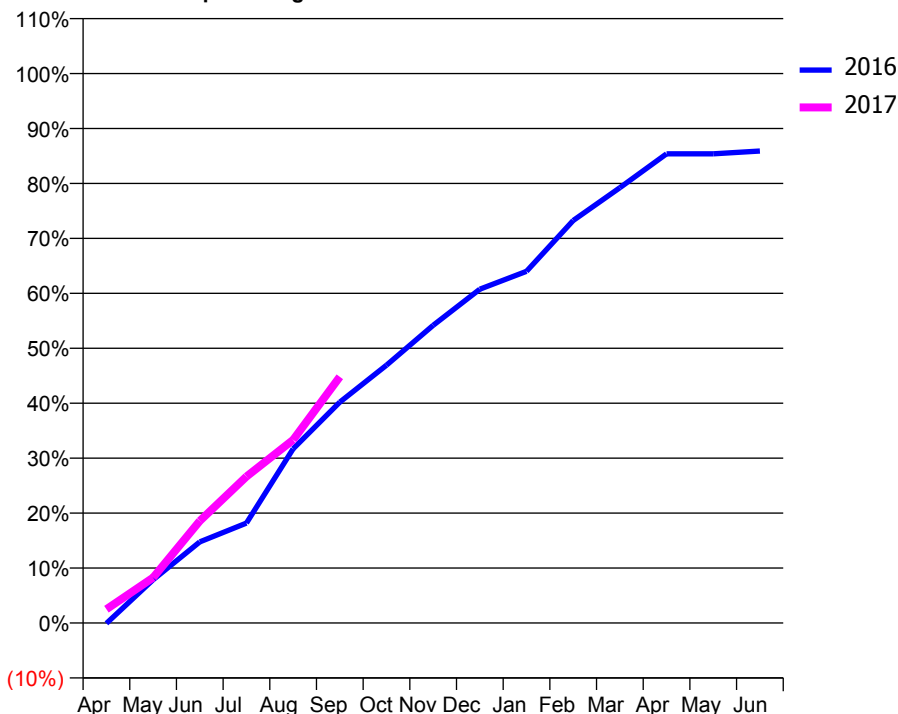
ACCESS*

Patients seen in 24 months	Total	Change since previous quarter
Quarter ending September 2015	478	
Quarter ending December 2015	475	→
Quarter ending March 2016	476	→
Quarter ending June 2016	474	→
Quarter ending September 2016	488	↑
Variance since September 2015	2.1%	↑



ACTIVITY

Cumulative percentage of contracted UDA delivered 2016 & 2017



Month	Adjusted Scheduled Activity (UDA)	
	2016	2017
April	-1	29
May	91	95
June	170	214
July	210	308
August	366	385
September	464	517
October	541	
November	625	
December	701	
January	739	
February	845	
March	914	
April	985	
May	985	
June	991	

QUALITY

	Quantity	Base Number	Contract	AT	Region	England
% of FP17s for the same patient ID Re-attending within 3 months - Children	15	366	4.1%	10.4%	11.8%	12.4%
% of FP17s for the same patient ID Re-attending within 3 months - Adults	0	13	0.0%	16.1%	16.6%	16.7%
% of FP17s for the same patient ID Re-attending between 3 & 9 months - Children	238	366	65.0%	58.5%	60.2%	57.4%
% of FP17s for the same patient ID Re-attending between 3 & 9 months - Adults	8	13	61.5%	49.6%	52.0%	50.5%
% of FP17s for Band 1 Urgent Courses	5	330	1.5%	10.6%	9.4%	9.1%
% of FP17s Relating to Free Repair or Replacements	0	330	0.0%	0.9%	0.7%	0.8%
% of FP17s Relating to Continuations	0	330	0.0%	1.4%	1.2%	1.3%
% of Patients satisfied with the dentistry they have received	0	0	N/A	93.2%	93.6%	93.2%
% of Patients satisfied with the time they had to wait for an appointment	0	0	N/A	88.6%	89.1%	89.0%

* This is based on patients treated on this contract for their most recent course of treatment. Figures in italics indicate the base number of FP17s or Patient Questionnaire responses are less than 100. N/A is shown where the base number of responses is less than 10 during the period. % is calculated as Quantity/Base number*100

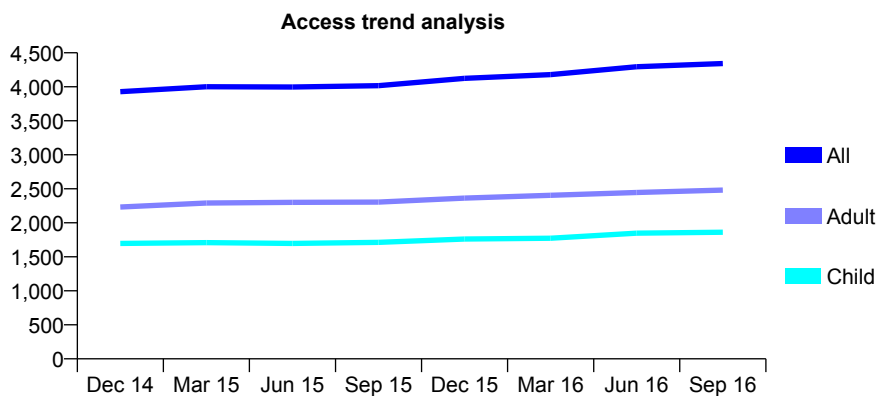
Q66 - Vital Signs At a Glance Contract Report for 153001/0001 - September 2016

Name or company name	Gentle Dental UK Ltd
Contract type name	GDS Contract
Purpose of contract	General
Contract start date	01/12/2007
Contract end date	

16/17 Contracted general activity (UDA)	14,673
Carry forward general activity (UDA)	0
16/17 Contracted orthodontic activity (UOA)	0
Carry forward orthodontic activity (UOA)	0
Baseline contract value	£384,270.64

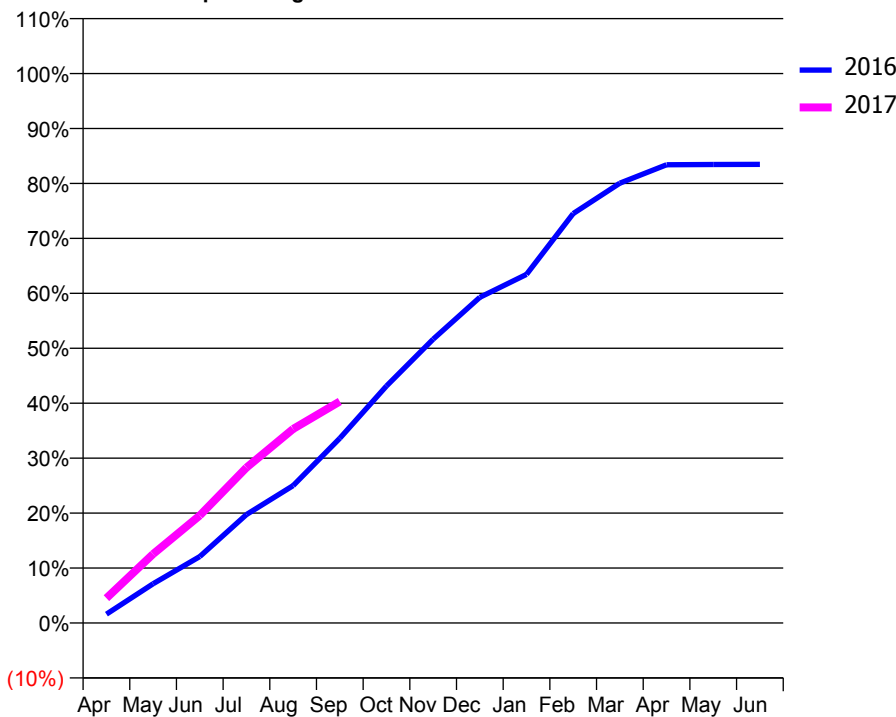
ACCESS*

Patients seen in 24 months	Total	Change since previous quarter
Quarter ending September 2015	4,017	
Quarter ending December 2015	4,125	↑
Quarter ending March 2016	4,179	→
Quarter ending June 2016	4,295	↑
Quarter ending September 2016	4,343	→
Variance since September 2015	8.1%	↑



ACTIVITY

Cumulative percentage of contracted UDA delivered 2016 & 2017



Month	Adjusted Scheduled Activity (UDA)	
	2016	2017
April	237	662
May	1,048	1,842
June	1,776	2,870
July	2,896	4,149
August	3,670	5,181
September	4,933	5,915
October	6,328	
November	7,578	
December	8,698	
January	9,310	
February	10,935	
March	11,746	
April	12,236	
May	12,244	
June	12,248	

QUALITY

	Quantity	Base Number	Contract	AT	Region	England
% of FP17s for the same patient ID Re-attending within 3 months - Children	193	1,613	12.0%	10.4%	11.8%	12.4%
% of FP17s for the same patient ID Re-attending within 3 months - Adults	314	2,019	15.6%	16.1%	16.6%	16.7%
% of FP17s for the same patient ID Re-attending between 3 & 9 months - Children	1,001	1,613	62.1%	58.5%	60.2%	57.4%
% of FP17s for the same patient ID Re-attending between 3 & 9 months - Adults	1,284	2,019	63.6%	49.6%	52.0%	50.5%
% of FP17s for Band 1 Urgent Courses	137	3,077	4.5%	10.6%	9.4%	9.1%
% of FP17s Relating to Free Repair or Replacements	34	3,077	1.1%	0.9%	0.7%	0.8%
% of FP17s Relating to Continuations	14	3,077	0.5%	1.4%	1.2%	1.3%
% of Patients satisfied with the dentistry they have received	4	4	N/A	93.2%	93.6%	93.2%
% of Patients satisfied with the time they had to wait for an appointment	4	4	N/A	88.6%	89.1%	89.0%

* This is based on patients treated on this contract for their most recent course of treatment. Figures in italics indicate the base number of FP17s or Patient Questionnaire responses are less than 100. N/A is shown where the base number of responses is less than 10 during the period. % is calculated as Quantity/Base number*100

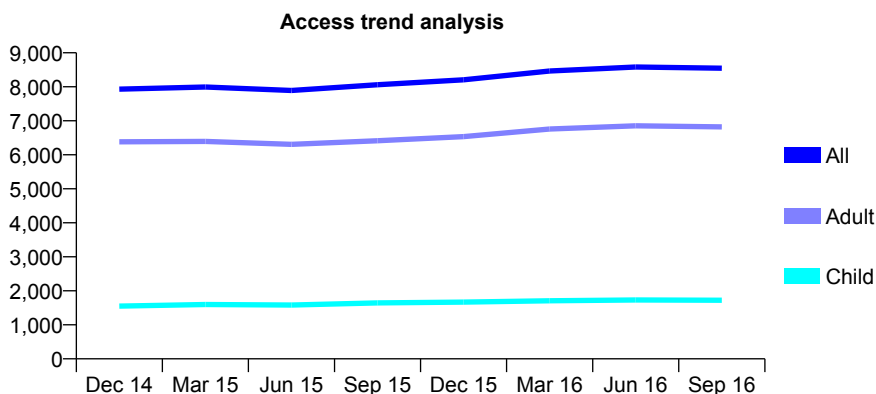
Q66 - Vital Signs At a Glance Contract Report for 157260/0001 - September 2016

Name or company name	Dart Vale Dental Care Ltd
Contract type name	GDS Contract
Purpose of contract	General
Contract start date	01/10/2008
Contract end date	

16/17 Contracted general activity (UDA)	25,500
Carry forward general activity (UDA)	316
16/17 Contracted orthodontic activity (UOA)	0
Carry forward orthodontic activity (UOA)	0
Baseline contract value	£633,439.62

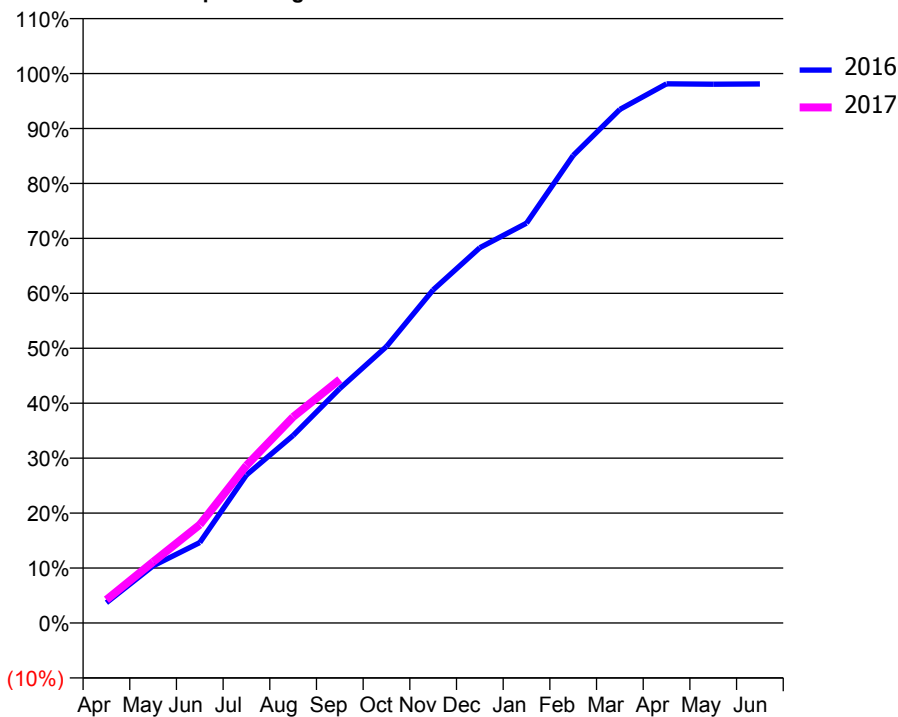
ACCESS*

Patients seen in 24 months	Total	Change since previous quarter
Quarter ending September 2015	8,059	
Quarter ending December 2015	8,206	→
Quarter ending March 2016	8,465	↑
Quarter ending June 2016	8,584	→
Quarter ending September 2016	8,546	→
Variance since September 2015	6.0%	↑



ACTIVITY

Cumulative percentage of contracted UDA delivered 2016 & 2017



Month	Adjusted Scheduled Activity (UDA)	
	2016	2017
April	946	1,079
May	2,653	2,835
June	3,734	4,564
July	6,871	7,308
August	8,701	9,565
September	10,881	11,300
October	12,834	
November	15,462	
December	17,419	
January	18,554	
February	21,696	
March	23,834	
April	25,018	
May	25,006	
June	25,016	

QUALITY

	Quantity	Base Number	Contract	AT	Region	England
% of FP17s for the same patient ID Re-attending within 3 months - Children	105	1,337	7.9%	10.4%	11.8%	12.4%
% of FP17s for the same patient ID Re-attending within 3 months - Adults	968	5,324	18.2%	16.1%	16.6%	16.7%
% of FP17s for the same patient ID Re-attending between 3 & 9 months - Children	836	1,337	62.5%	58.5%	60.2%	57.4%
% of FP17s for the same patient ID Re-attending between 3 & 9 months - Adults	3,070	5,324	57.7%	49.6%	52.0%	50.5%
% of FP17s for Band 1 Urgent Courses	615	6,036	10.2%	10.6%	9.4%	9.1%
% of FP17s Relating to Free Repair or Replacements	80	6,036	1.3%	0.9%	0.7%	0.8%
% of FP17s Relating to Continuations	121	6,036	2.0%	1.4%	1.2%	1.3%
% of Patients satisfied with the dentistry they have received	11	15	73.3%	93.2%	93.6%	93.2%
% of Patients satisfied with the time they had to wait for an appointment	13	15	86.7%	88.6%	89.1%	89.0%

* This is based on patients treated on this contract for their most recent course of treatment. Figures in italics indicate the base number of FP17s or Patient Questionnaire responses are less than 100. N/A is shown where the base number of responses is less than 10 during the period. % is calculated as Quantity/Base number*100

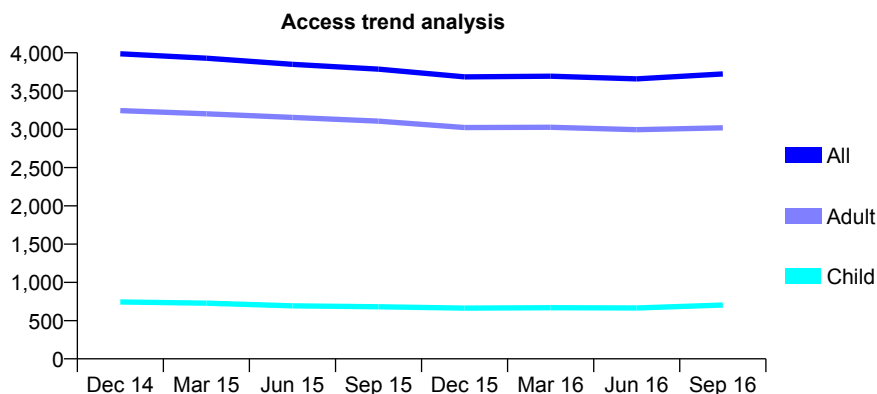
Q66 - Vital Signs At a Glance Contract Report for 159298/0001 - September 2016

Name or company name	DP Shipsey & AMA Shipsey
Contract type name	GDS Contract
Purpose of contract	General
Contract start date	01/04/2012
Contract end date	

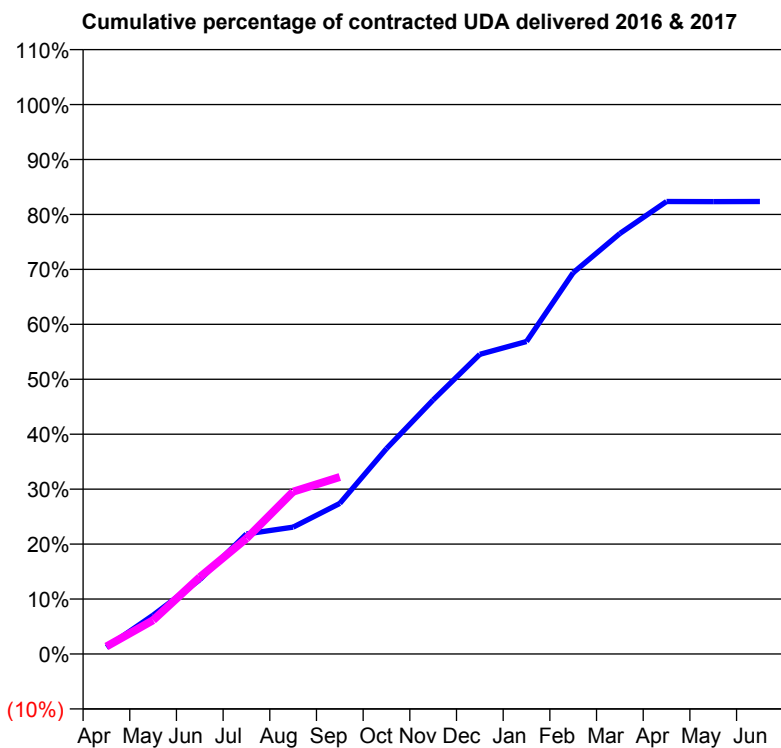
16/17 Contracted general activity (UDA)	15,500
Carry forward general activity (UDA)	0
16/17 Contracted orthodontic activity (UOA)	0
Carry forward orthodontic activity (UOA)	0
Baseline contract value	£407,589.60

ACCESS*

Patients seen in 24 months	Total	Change since previous quarter
Quarter ending September 2015	3,787	
Quarter ending December 2015	3,686	↓
Quarter ending March 2016	3,694	→
Quarter ending June 2016	3,660	→
Quarter ending September 2016	3,723	→
Variance since September 2015	(1.7%)	↓



ACTIVITY



Month	Adjusted Scheduled Activity (UDA)	
	2016	2017
April	188	214
May	1,096	952
June	2,097	2,169
July	3,386	3,259
August	3,580	4,580
September	4,247	4,992
October	5,794	
November	7,166	
December	8,452	
January	8,813	
February	10,757	
March	11,860	
April	12,764	
May	12,762	
June	12,764	

QUALITY

	Quantity	Base Number	Contract	AT	Region	England
% of FP17s for the same patient ID Re-attending within 3 months - Children	25	456	5.5%	10.4%	11.8%	12.4%
% of FP17s for the same patient ID Re-attending within 3 months - Adults	349	2,056	17.0%	16.1%	16.6%	16.7%
% of FP17s for the same patient ID Re-attending between 3 & 9 months - Children	291	456	63.8%	58.5%	60.2%	57.4%
% of FP17s for the same patient ID Re-attending between 3 & 9 months - Adults	1,189	2,056	57.8%	49.6%	52.0%	50.5%
% of FP17s for Band 1 Urgent Courses	206	2,183	9.4%	10.6%	9.4%	9.1%
% of FP17s Relating to Free Repair or Replacements	41	2,183	1.9%	0.9%	0.7%	0.8%
% of FP17s Relating to Continuations	32	2,183	1.5%	1.4%	1.2%	1.3%
% of Patients satisfied with the dentistry they have received	7	7	N/A	93.2%	93.6%	93.2%
% of Patients satisfied with the time they had to wait for an appointment	7	7	N/A	88.6%	89.1%	89.0%

* This is based on patients treated on this contract for their most recent course of treatment. Figures in italics indicate the base number of FP17s or Patient Questionnaire responses are less than 100. N/A is shown where the base number of responses is less than 10 during the period. % is calculated as Quantity/Base number*100

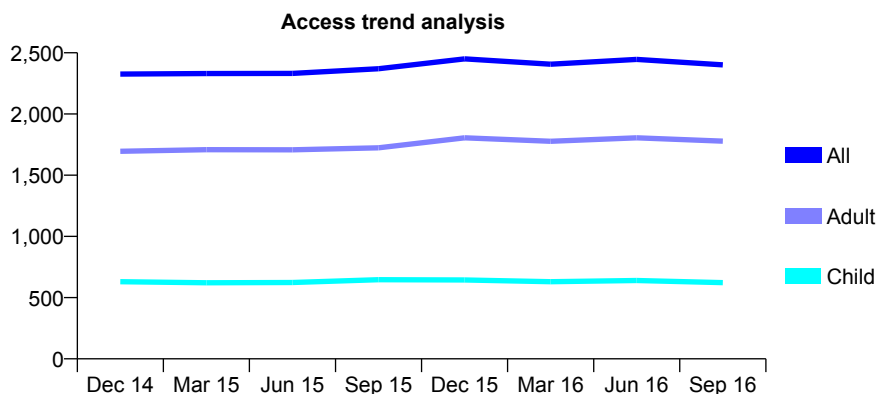
Q66 - Vital Signs At a Glance Contract Report for 159913/0001 - September 2016

Name or company name	Ingleby Dental Practice Limited
Contract type name	GDS Contract
Purpose of contract	General
Contract start date	01/05/2012
Contract end date	

16/17 Contracted general activity (UDA)	6,529
Carry forward general activity (UDA)	-18
16/17 Contracted orthodontic activity (UOA)	0
Carry forward orthodontic activity (UOA)	0
Baseline contract value	£177,547.88

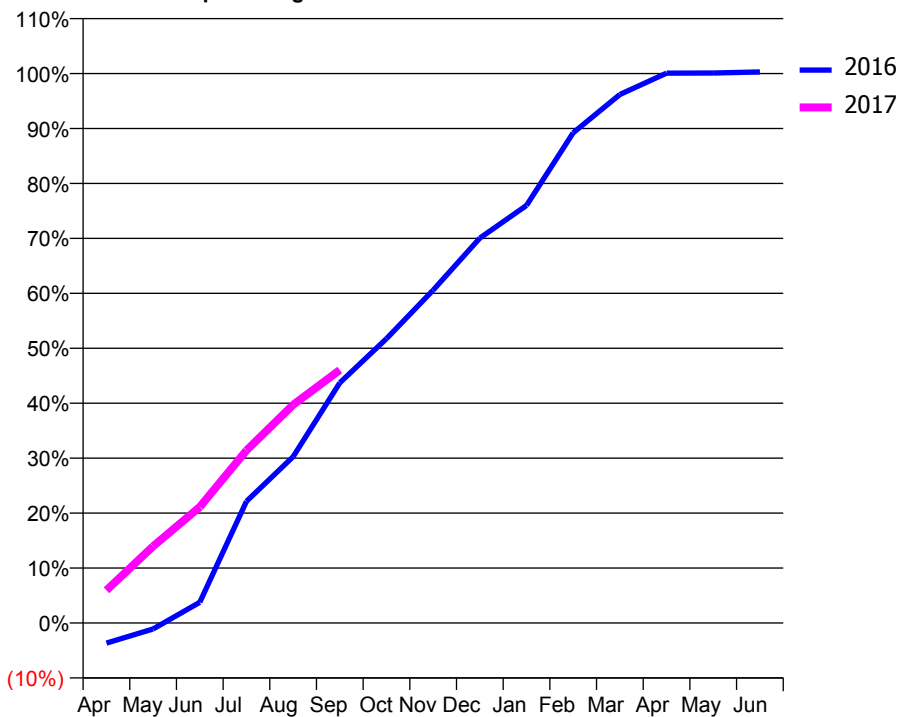
ACCESS*

Patients seen in 24 months	Total	Change since previous quarter
Quarter ending September 2015	2,370	
Quarter ending December 2015	2,450	↑
Quarter ending March 2016	2,407	↓
Quarter ending June 2016	2,446	→
Quarter ending September 2016	2,401	↓
Variance since September 2015	1.3%	→



ACTIVITY

Cumulative percentage of contracted UDA delivered 2016 & 2017



Adjusted Scheduled Activity (UDA)

Month	2016	2017
April	-240	389
May	-72	911
June	246	1,379
July	1,446	2,051
August	1,976	2,594
September	2,854	3,006
October	3,379	
November	3,955	
December	4,573	
January	4,962	
February	5,826	
March	6,280	
April	6,533	
May	6,535	
June	6,547	

QUALITY

	Quantity	Base Number	Contract	AT	Region	England
% of FP17s for the same patient ID Re-attending within 3 months - Children	28	514	5.4%	10.4%	11.8%	12.4%
% of FP17s for the same patient ID Re-attending within 3 months - Adults	134	1,176	11.4%	16.1%	16.6%	16.7%
% of FP17s for the same patient ID Re-attending between 3 & 9 months - Children	354	514	68.9%	58.5%	60.2%	57.4%
% of FP17s for the same patient ID Re-attending between 3 & 9 months - Adults	735	1,176	62.5%	49.6%	52.0%	50.5%
% of FP17s for Band 1 Urgent Courses	84	1,511	5.6%	10.6%	9.4%	9.1%
% of FP17s Relating to Free Repair or Replacements	5	1,511	0.3%	0.9%	0.7%	0.8%
% of FP17s Relating to Continuations	25	1,511	1.7%	1.4%	1.2%	1.3%
% of Patients satisfied with the dentistry they have received	0	1	N/A	93.2%	93.6%	93.2%
% of Patients satisfied with the time they had to wait for an appointment	1	1	N/A	88.6%	89.1%	89.0%

* This is based on patients treated on this contract for their most recent course of treatment. Figures in italics indicate the base number of FP17s or Patient Questionnaire responses are less than 100. N/A is shown where the base number of responses is less than 10 during the period. % is calculated as Quantity/Base number*100

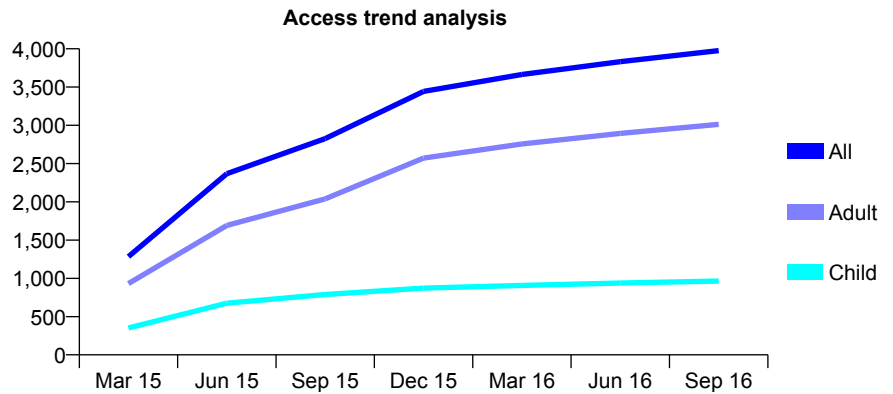
Q66 - Vital Signs At a Glance Contract Report for 160555/0001 - September 2016

Name or company name	Marlborough Dental Centre Partnership
Contract type name	GDS Contract
Purpose of contract	General
Contract start date	01/01/2015
Contract end date	

16/17 Contracted general activity (UDA)	13,361
Carry forward general activity (UDA)	0
16/17 Contracted orthodontic activity (UOA)	0
Carry forward orthodontic activity (UOA)	0
Baseline contract value	£344,665.22

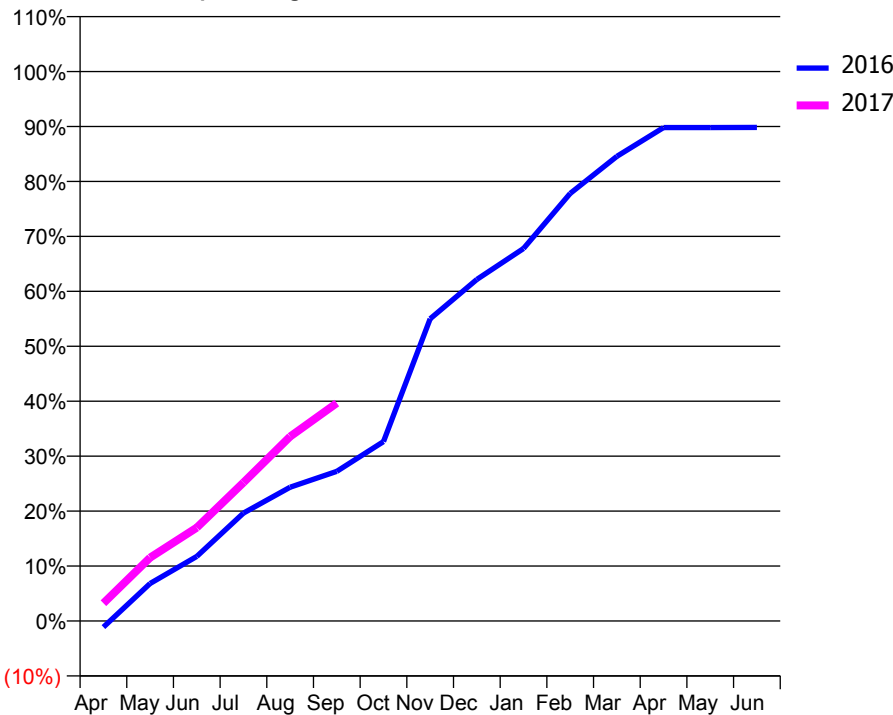
ACCESS*

Patients seen in 24 months	Total	Change since previous quarter
Quarter ending September 2015	2,827	
Quarter ending December 2015	3,444	↑
Quarter ending March 2016	3,665	↑
Quarter ending June 2016	3,832	↑
Quarter ending September 2016	3,976	↑
Variance since September 2015	40.6%	↑



ACTIVITY

Cumulative percentage of contracted UDA delivered 2016 & 2017



Month	2016	2017
April	-149	432
May	912	1,542
June	1,570	2,270
July	2,625	3,367
August	3,254	4,485
September	3,638	5,298
October	4,363	
November	7,349	
December	8,305	
January	9,059	
February	10,397	
March	11,299	
April	11,997	
May	11,997	
June	12,000	

QUALITY

	Quantity	Base Number	Contract	AT	Region	England
% of FP17s for the same patient ID Re-attending within 3 months - Children	78	789	9.9%	10.4%	11.8%	12.4%
% of FP17s for the same patient ID Re-attending within 3 months - Adults	325	2,097	15.5%	16.1%	16.6%	16.7%
% of FP17s for the same patient ID Re-attending between 3 & 9 months - Children	494	789	62.6%	58.5%	60.2%	57.4%
% of FP17s for the same patient ID Re-attending between 3 & 9 months - Adults	937	2,097	44.7%	49.6%	52.0%	50.5%
% of FP17s for Band 1 Urgent Courses	277	2,664	10.4%	10.6%	9.4%	9.1%
% of FP17s Relating to Free Repair or Replacements	51	2,664	1.9%	0.9%	0.7%	0.8%
% of FP17s Relating to Continuations	31	2,664	1.2%	1.4%	1.2%	1.3%
% of Patients satisfied with the dentistry they have received	2	2	N/A	93.2%	93.6%	93.2%
% of Patients satisfied with the time they had to wait for an appointment	1	2	N/A	88.6%	89.1%	89.0%

* This is based on patients treated on this contract for their most recent course of treatment. Figures in italics indicate the base number of FP17s or Patient Questionnaire responses are less than 100. N/A is shown where the base number of responses is less than 10 during the period. % is calculated as Quantity/Base number*100

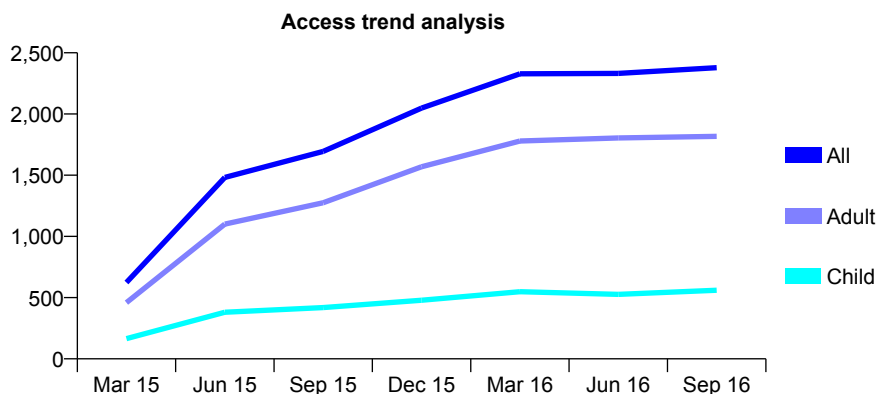
Q66 - Vital Signs At a Glance Contract Report for 160555/0002 - September 2016

Name or company name	Marlborough Dental Centre Partnership
Contract type name	GDS Contract
Purpose of contract	General
Contract start date	01/01/2015
Contract end date	

16/17 Contracted general activity (UDA)	7,561
Carry forward general activity (UDA)	0
16/17 Contracted orthodontic activity (UOA)	0
Carry forward orthodontic activity (UOA)	0
Baseline contract value	£201,685.13

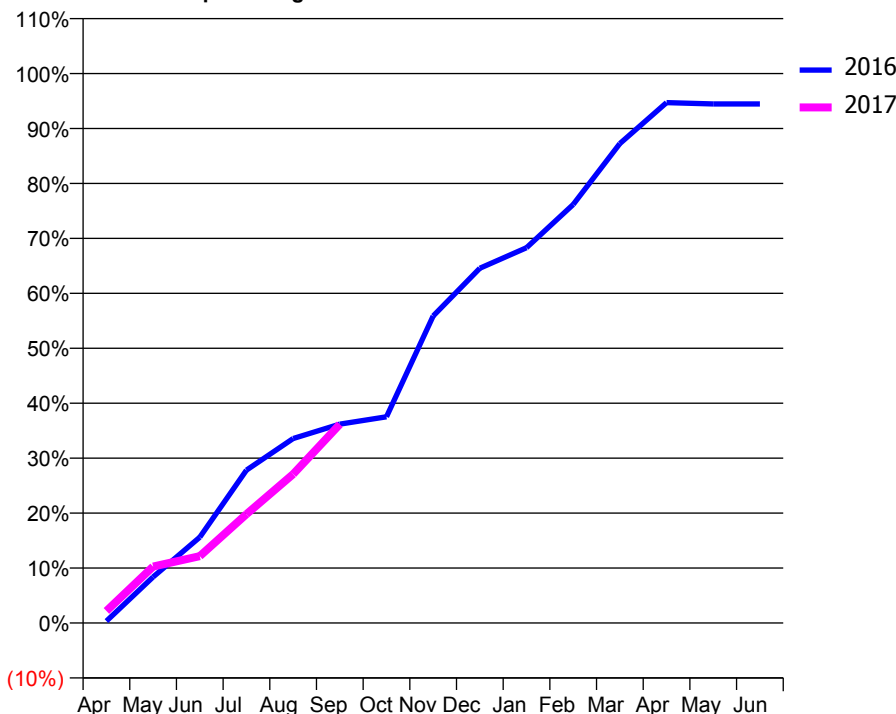
ACCESS*

Patients seen in 24 months	Total	Change since previous quarter
Quarter ending September 2015	1,694	
Quarter ending December 2015	2,048	↑
Quarter ending March 2016	2,328	↑
Quarter ending June 2016	2,332	→
Quarter ending September 2016	2,379	↑
Variance since September 2015	40.4%	↑



ACTIVITY

Cumulative percentage of contracted UDA delivered 2016 & 2017



Month	Adjusted Scheduled Activity (UDA)	
	2016	2017
April	26	166
May	633	776
June	1,182	919
July	2,104	1,498
August	2,538	2,048
September	2,737	2,735
October	2,837	
November	4,224	
December	4,881	
January	5,164	
February	5,758	
March	6,597	
April	7,160	
May	7,143	
June	7,142	

QUALITY

	Quantity	Base Number	Contract	AT	Region	England
% of FP17s for the same patient ID Re-attending within 3 months - Children	23	461	5.0%	10.4%	11.8%	12.4%
% of FP17s for the same patient ID Re-attending within 3 months - Adults	124	1,183	10.5%	16.1%	16.6%	16.7%
% of FP17s for the same patient ID Re-attending between 3 & 9 months - Children	233	461	50.5%	58.5%	60.2%	57.4%
% of FP17s for the same patient ID Re-attending between 3 & 9 months - Adults	503	1,183	42.5%	49.6%	52.0%	50.5%
% of FP17s for Band 1 Urgent Courses	146	1,434	10.2%	10.6%	9.4%	9.1%
% of FP17s Relating to Free Repair or Replacements	5	1,434	0.3%	0.9%	0.7%	0.8%
% of FP17s Relating to Continuations	8	1,434	0.6%	1.4%	1.2%	1.3%
% of Patients satisfied with the dentistry they have received	2	3	N/A	93.2%	93.6%	93.2%
% of Patients satisfied with the time they had to wait for an appointment	2	3	N/A	88.6%	89.1%	89.0%

* This is based on patients treated on this contract for their most recent course of treatment. Figures in italics indicate the base number of FP17s or Patient Questionnaire responses are less than 100. N/A is shown where the base number of responses is less than 10 during the period. % is calculated as Quantity/Base number*100

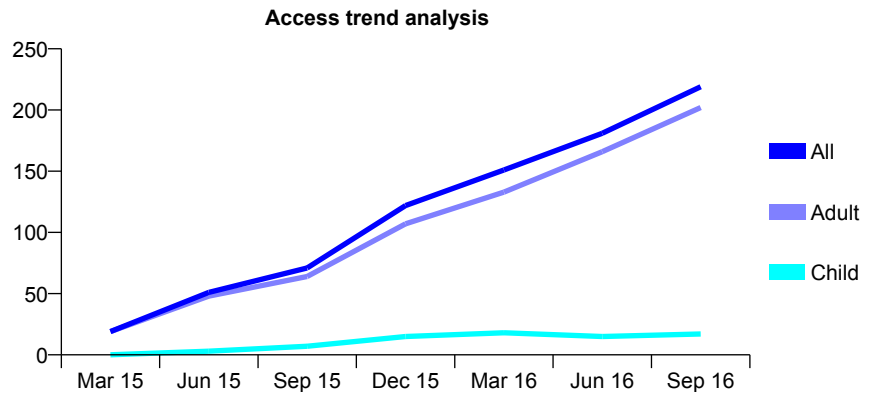
Q66 - Vital Signs At a Glance Contract Report for 160555/0003 - September 2016

Name or company name	Marlborough Dental Centre Partnership
Contract type name	GDS Contract
Purpose of contract	General
Contract start date	01/01/2015
Contract end date	

16/17 Contracted general activity (UDA)	230
Carry forward general activity (UDA)	0
16/17 Contracted orthodontic activity (UOA)	0
Carry forward orthodontic activity (UOA)	0
Baseline contract value	£30,501.62

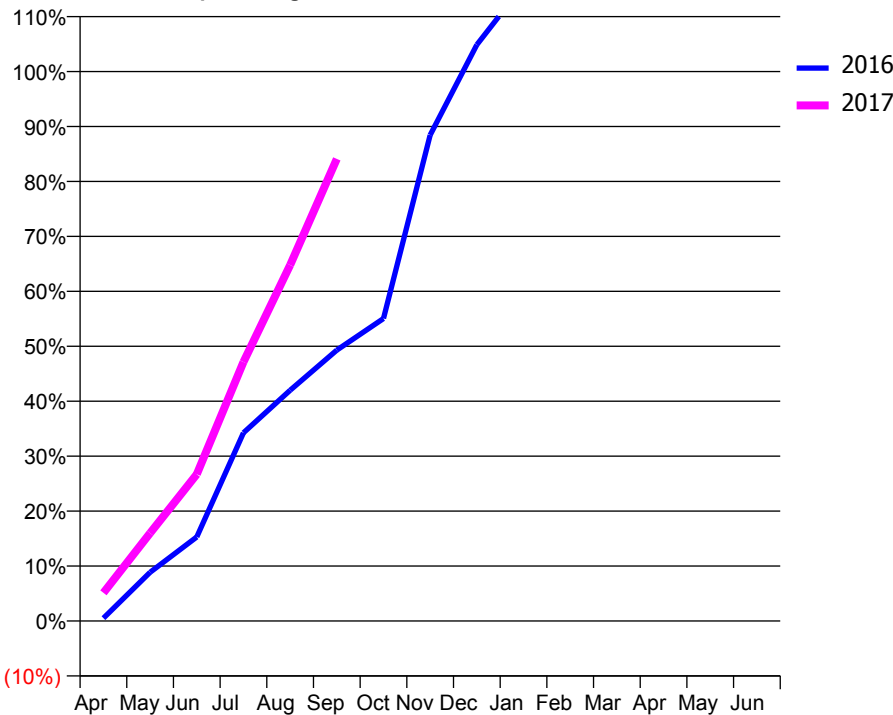
ACCESS*

Patients seen in 24 months	Total	Change since previous quarter
Quarter ending September 2015	71	
Quarter ending December 2015	122	↑
Quarter ending March 2016	151	↑
Quarter ending June 2016	181	↑
Quarter ending September 2016	219	↑
Variance since September 2015	208.5%	↑



ACTIVITY

Cumulative percentage of contracted UDA delivered 2016 & 2017



Month	Adjusted Scheduled Activity (UDA)	
	2016	2017
April	1	12
May	20	37
June	35	61
July	79	108
August	97	149
September	113	193
October	127	
November	203	
December	241	
January	266	
February	310	
March	340	
April	361	
May	361	
June	362	

QUALITY

	Quantity	Base Number	Contract	AT	Region	England
% of FP17s for the same patient ID Re-attending within 3 months - Children	0	16	0.0%	10.4%	11.8%	12.4%
% of FP17s for the same patient ID Re-attending within 3 months - Adults	7	162	4.3%	16.1%	16.6%	16.7%
% of FP17s for the same patient ID Re-attending between 3 & 9 months - Children	0	16	0.0%	58.5%	60.2%	57.4%
% of FP17s for the same patient ID Re-attending between 3 & 9 months - Adults	3	162	1.9%	49.6%	52.0%	50.5%
% of FP17s for Band 1 Urgent Courses	152	161	94.4%	10.6%	9.4%	9.1%
% of FP17s Relating to Free Repair or Replacements	0	161	0.0%	0.9%	0.7%	0.8%
% of FP17s Relating to Continuations	0	161	0.0%	1.4%	1.2%	1.3%
% of Patients satisfied with the dentistry they have received	0	0	N/A	93.2%	93.6%	93.2%
% of Patients satisfied with the time they had to wait for an appointment	0	0	N/A	88.6%	89.1%	89.0%

* This is based on patients treated on this contract for their most recent course of treatment. Figures in italics indicate the base number of FP17s or Patient Questionnaire responses are less than 100. N/A is shown where the base number of responses is less than 10 during the period. % is calculated as Quantity/Base number*100

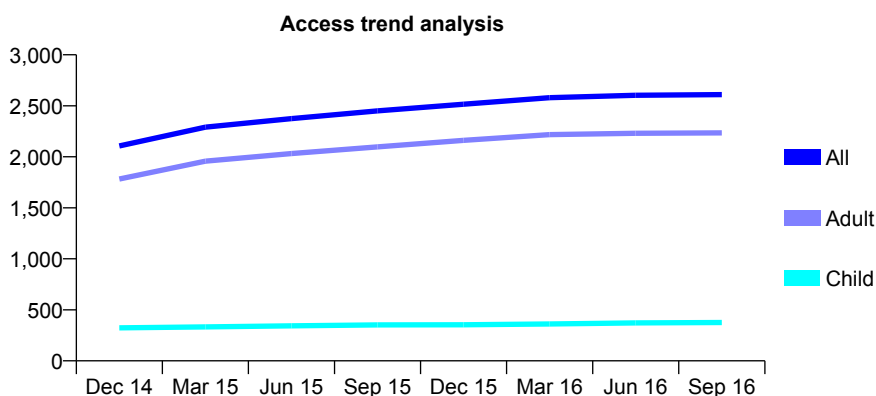
Q66 - Vital Signs At a Glance Contract Report for 160881/0001 - September 2016

Name or company name	The Trewirgie Dental Practice Partnership
Contract type name	GDS Contract
Purpose of contract	General
Contract start date	28/03/2014
Contract end date	

16/17 Contracted general activity (UDA)	14,000
Carry forward general activity (UDA)	0
16/17 Contracted orthodontic activity (UOA)	0
Carry forward orthodontic activity (UOA)	0
Baseline contract value	£363,158.84

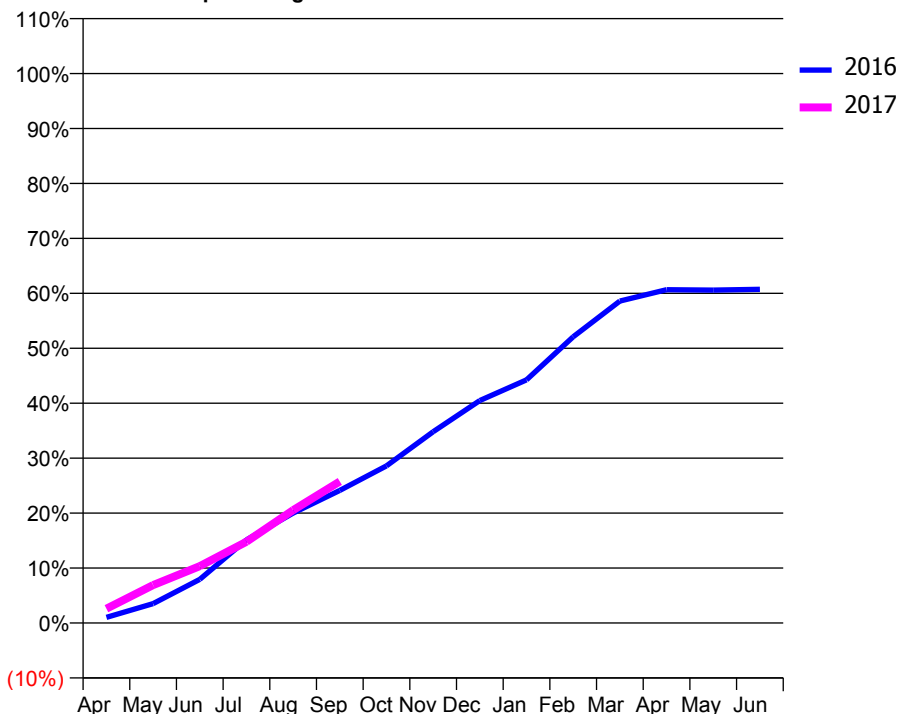
ACCESS*

Patients seen in 24 months	Total	Change since previous quarter
Quarter ending September 2015	2,450	
Quarter ending December 2015	2,516	↑
Quarter ending March 2016	2,580	↑
Quarter ending June 2016	2,603	→
Quarter ending September 2016	2,610	→
Variance since September 2015	6.5%	↑



ACTIVITY

Cumulative percentage of contracted UDA delivered 2016 & 2017



Month	Adjusted Scheduled Activity (UDA)	
	2016	2017
April	144	364
May	493	966
June	1,112	1,450
July	2,118	2,069
August	2,802	2,876
September	3,378	3,607
October	4,003	
November	4,874	
December	5,670	
January	6,196	
February	7,293	
March	8,202	
April	8,493	
May	8,481	
June	8,501	

QUALITY

	Quantity	Base Number	Contract	AT	Region	England
% of FP17s for the same patient ID Re-attending within 3 months - Children	14	283	4.9%	10.4%	11.8%	12.4%
% of FP17s for the same patient ID Re-attending within 3 months - Adults	211	1,605	13.1%	16.1%	16.6%	16.7%
% of FP17s for the same patient ID Re-attending between 3 & 9 months - Children	165	283	58.3%	58.5%	60.2%	57.4%
% of FP17s for the same patient ID Re-attending between 3 & 9 months - Adults	925	1,605	57.6%	49.6%	52.0%	50.5%
% of FP17s for Band 1 Urgent Courses	106	1,777	6.0%	10.6%	9.4%	9.1%
% of FP17s Relating to Free Repair or Replacements	6	1,777	0.3%	0.9%	0.7%	0.8%
% of FP17s Relating to Continuations	37	1,777	2.1%	1.4%	1.2%	1.3%
% of Patients satisfied with the dentistry they have received	2	2	N/A	93.2%	93.6%	93.2%
% of Patients satisfied with the time they had to wait for an appointment	2	2	N/A	88.6%	89.1%	89.0%

* This is based on patients treated on this contract for their most recent course of treatment. Figures in italics indicate the base number of FP17s or Patient Questionnaire responses are less than 100. N/A is shown where the base number of responses is less than 10 during the period. % is calculated as Quantity/Base number*100

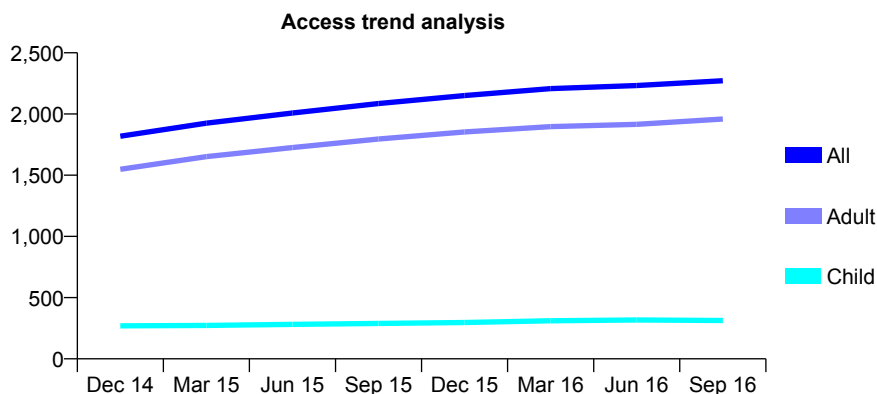
Q66 - Vital Signs At a Glance Contract Report for 161128/0001 - September 2016

Name or company name	The Old Brewery Yard Dental Practice Part
Contract type name	GDS Contract
Purpose of contract	General
Contract start date	17/12/2013
Contract end date	

16/17 Contracted general activity (UDA)	8,000
Carry forward general activity (UDA)	-159
16/17 Contracted orthodontic activity (UOA)	0
Carry forward orthodontic activity (UOA)	0
Baseline contract value	£168,916.56

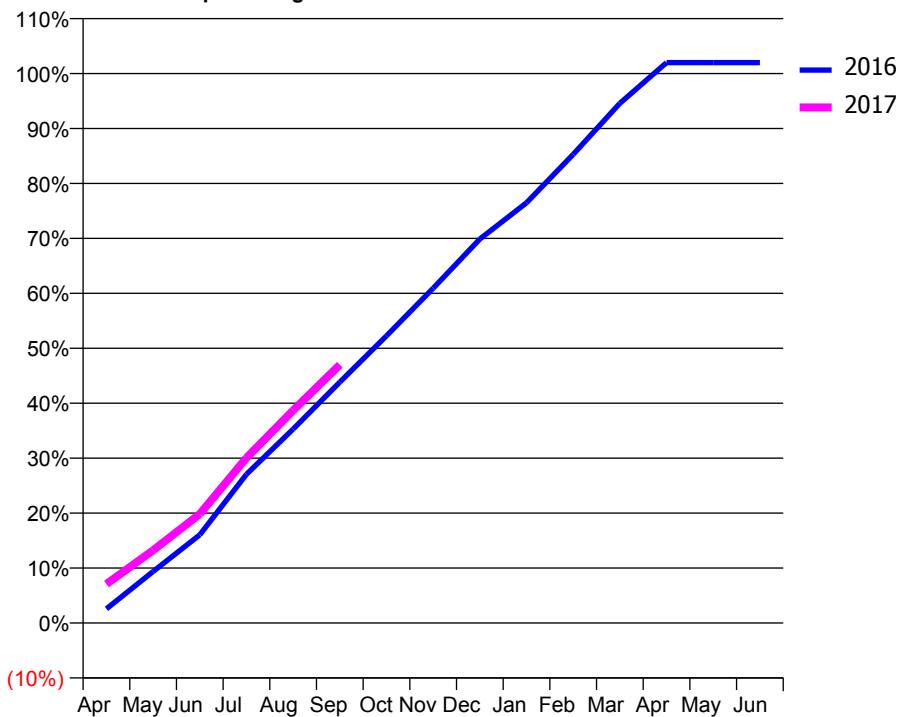
ACCESS*

Patients seen in 24 months	Total	Change since previous quarter
Quarter ending September 2015	2,085	
Quarter ending December 2015	2,151	↑
Quarter ending March 2016	2,208	↑
Quarter ending June 2016	2,233	→
Quarter ending September 2016	2,272	→
Variance since September 2015	9.0%	↑



ACTIVITY

Cumulative percentage of contracted UDA delivered 2016 & 2017



Month	Adjusted Scheduled Activity (UDA)	
	2016	2017
April	206	567
May	750	1,059
June	1,285	1,587
July	2,166	2,404
August	2,825	3,096
September	3,507	3,759
October	4,181	
November	4,874	
December	5,590	
January	6,118	
February	6,822	
March	7,566	
April	8,159	
May	8,159	
June	8,159	

QUALITY

	Quantity	Base Number	Contract	AT	Region	England
% of FP17s for the same patient ID Re-attending within 3 months - Children	29	317	9.1%	10.4%	11.8%	12.4%
% of FP17s for the same patient ID Re-attending within 3 months - Adults	354	1,843	19.2%	16.1%	16.6%	16.7%
% of FP17s for the same patient ID Re-attending between 3 & 9 months - Children	211	317	66.6%	58.5%	60.2%	57.4%
% of FP17s for the same patient ID Re-attending between 3 & 9 months - Adults	1,003	1,843	54.4%	49.6%	52.0%	50.5%
% of FP17s for Band 1 Urgent Courses	223	1,892	11.8%	10.6%	9.4%	9.1%
% of FP17s Relating to Free Repair or Replacements	31	1,892	1.6%	0.9%	0.7%	0.8%
% of FP17s Relating to Continuations	39	1,892	2.1%	1.4%	1.2%	1.3%
% of Patients satisfied with the dentistry they have received	3	4	N/A	93.2%	93.6%	93.2%
% of Patients satisfied with the time they had to wait for an appointment	4	4	N/A	88.6%	89.1%	89.0%

* This is based on patients treated on this contract for their most recent course of treatment. Figures in italics indicate the base number of FP17s or Patient Questionnaire responses are less than 100. N/A is shown where the base number of responses is less than 10 during the period. % is calculated as Quantity/Base number*100

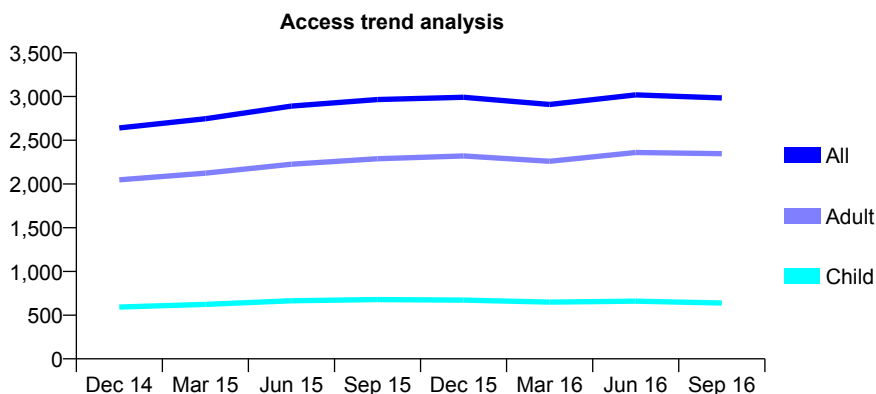
Q66 - Vital Signs At a Glance Contract Report for 161306/0001 - September 2016

Name or company name	Mr CG Davies & Mr SR Williams
Contract type name	GDS Contract
Purpose of contract	General
Contract start date	16/11/2010
Contract end date	

16/17 Contracted general activity (UDA)	7,250
Carry forward general activity (UDA)	-106
16/17 Contracted orthodontic activity (UOA)	0
Carry forward orthodontic activity (UOA)	0
Baseline contract value	£187,630.97

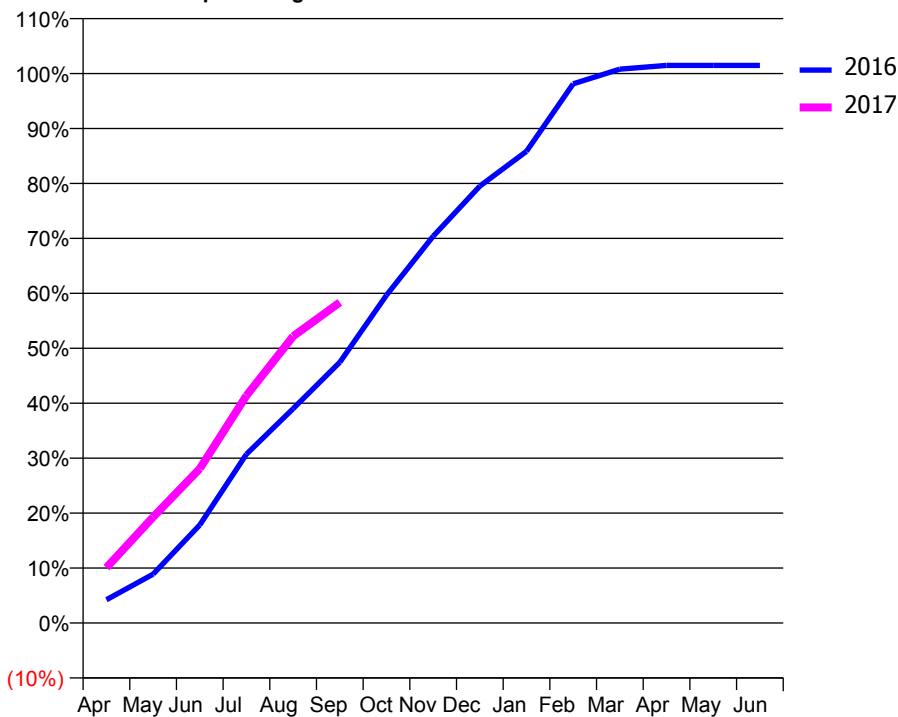
ACCESS*

Patients seen in 24 months	Total	Change since previous quarter
Quarter ending September 2015	2,966	
Quarter ending December 2015	2,992	→
Quarter ending March 2016	2,909	↓
Quarter ending June 2016	3,019	↑
Quarter ending September 2016	2,984	↓
Variance since September 2015	0.6%	→



ACTIVITY

Cumulative percentage of contracted UDA delivered 2016 & 2017



Month	Adjusted Scheduled Activity (UDA)	
	2016	2017
April	307	730
May	644	1,398
June	1,294	2,036
July	2,229	3,000
August	2,828	3,784
September	3,440	4,231
October	4,326	
November	5,103	
December	5,765	
January	6,224	
February	7,114	
March	7,308	
April	7,356	
May	7,356	
June	7,356	

QUALITY

	Quantity	Base Number	Contract	AT	Region	England
% of FP17s for the same patient ID Re-attending within 3 months - Children	28	361	7.8%	10.4%	11.8%	12.4%
% of FP17s for the same patient ID Re-attending within 3 months - Adults	245	1,540	15.9%	16.1%	16.6%	16.7%
% of FP17s for the same patient ID Re-attending between 3 & 9 months - Children	163	361	45.2%	58.5%	60.2%	57.4%
% of FP17s for the same patient ID Re-attending between 3 & 9 months - Adults	700	1,540	45.5%	49.6%	52.0%	50.5%
% of FP17s for Band 1 Urgent Courses	140	1,879	7.5%	10.6%	9.4%	9.1%
% of FP17s Relating to Free Repair or Replacements	2	1,879	0.1%	0.9%	0.7%	0.8%
% of FP17s Relating to Continuations	72	1,879	3.8%	1.4%	1.2%	1.3%
% of Patients satisfied with the dentistry they have received	0	1	N/A	93.2%	93.6%	93.2%
% of Patients satisfied with the time they had to wait for an appointment	1	1	N/A	88.6%	89.1%	89.0%

* This is based on patients treated on this contract for their most recent course of treatment. Figures in italics indicate the base number of FP17s or Patient Questionnaire responses are less than 100. N/A is shown where the base number of responses is less than 10 during the period. % is calculated as Quantity/Base number*100

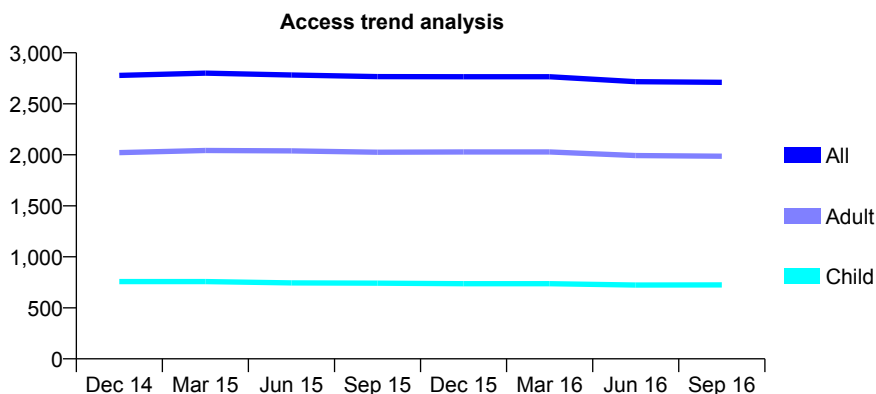
Q66 - Vital Signs At a Glance Contract Report for 161365/0001 - September 2016

Name or company name	The Chudleigh Practice Limited
Contract type name	GDS Contract
Purpose of contract	General
Contract start date	01/05/2010
Contract end date	

16/17 Contracted general activity (UDA)	8,400
Carry forward general activity (UDA)	95
16/17 Contracted orthodontic activity (UOA)	0
Carry forward orthodontic activity (UOA)	0
Baseline contract value	£207,171.23

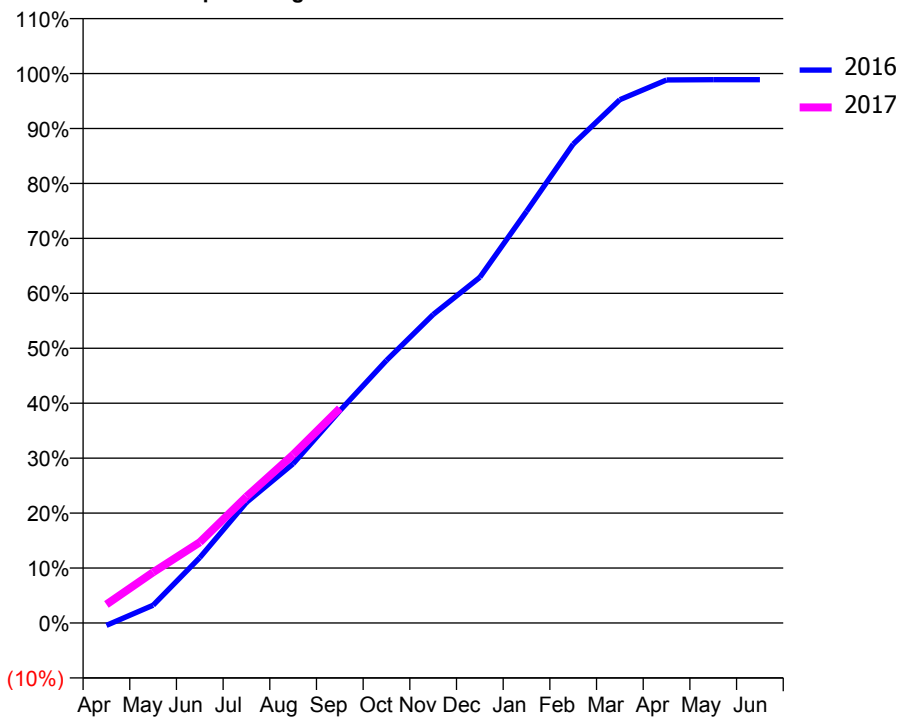
ACCESS*

Patients seen in 24 months	Total	Change since previous quarter
Quarter ending September 2015	2,767	
Quarter ending December 2015	2,765	→
Quarter ending March 2016	2,765	→
Quarter ending June 2016	2,717	↓
Quarter ending September 2016	2,711	→
Variance since September 2015	(2.0%)	↓



ACTIVITY

Cumulative percentage of contracted UDA delivered 2016 & 2017



QUALITY

	Quantity	Base Number	Contract	AT	Region	England
% of FP17s for the same patient ID Re-attending within 3 months - Children	57	525	10.9%	10.4%	11.8%	12.4%
% of FP17s for the same patient ID Re-attending within 3 months - Adults	196	1,267	15.5%	16.1%	16.6%	16.7%
% of FP17s for the same patient ID Re-attending between 3 & 9 months - Children	290	525	55.2%	58.5%	60.2%	57.4%
% of FP17s for the same patient ID Re-attending between 3 & 9 months - Adults	670	1,267	52.9%	49.6%	52.0%	50.5%
% of FP17s for Band 1 Urgent Courses	146	1,649	8.9%	10.6%	9.4%	9.1%
% of FP17s Relating to Free Repair or Replacements	7	1,649	0.4%	0.9%	0.7%	0.8%
% of FP17s Relating to Continuations	48	1,649	2.9%	1.4%	1.2%	1.3%
% of Patients satisfied with the dentistry they have received	5	5	N/A	93.2%	93.6%	93.2%
% of Patients satisfied with the time they had to wait for an appointment	5	5	N/A	88.6%	89.1%	89.0%

* This is based on patients treated on this contract for their most recent course of treatment. Figures in italics indicate the base number of FP17s or Patient Questionnaire responses are less than 100. N/A is shown where the base number of responses is less than 10 during the period. % is calculated as Quantity/Base number*100

Q66 - Vital Signs At a Glance Contract Report for 163910/0001 - September 2016


Name or company name	White Rose Dental Practice Limited
Contract type name	GDS Contract
Purpose of contract	General
Contract start date	01/12/2015
Contract end date	

16/17 Contracted general activity (UDA)	5,400
Carry forward general activity (UDA)	0
16/17 Contracted orthodontic activity (UOA)	0
Carry forward orthodontic activity (UOA)	0
Baseline contract value	£114,017.74

ACCESS*

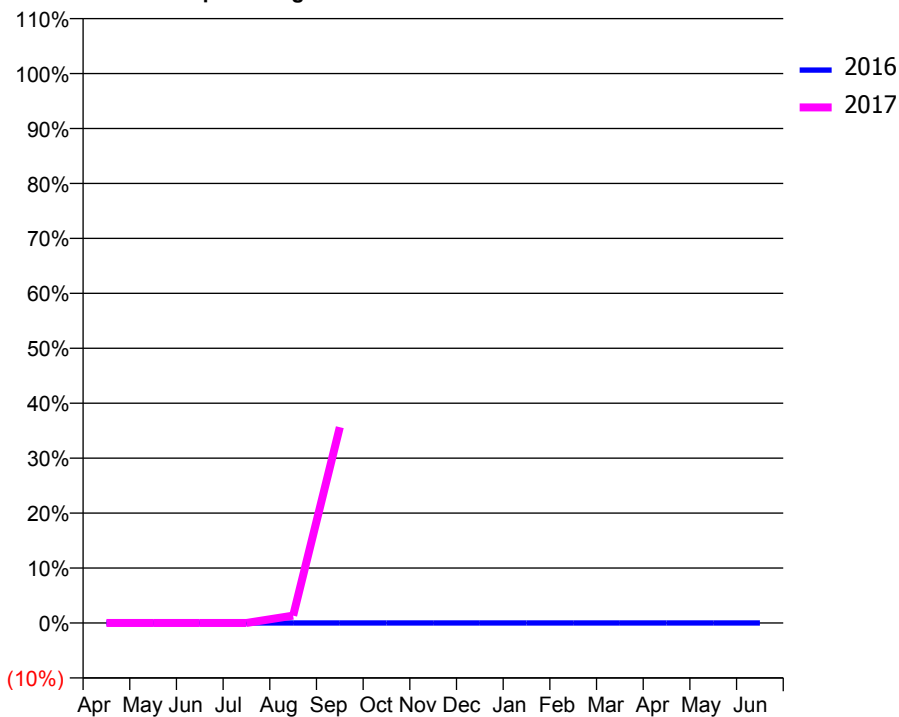
Patients seen in 24 months	Total	Change since previous quarter
Quarter ending September 2015	0	
Quarter ending December 2015	0	
Quarter ending March 2016	0	
Quarter ending June 2016	0	
Quarter ending September 2016	1,120	↑
Variance since September 2015	N/A	

Access trend analysis



ACTIVITY

Cumulative percentage of contracted UDA delivered 2016 & 2017



Month	Adjusted Scheduled Activity (UDA)	
	2016	2017
April	0	0
May	0	0
June	0	0
July	0	0
August	0	72
September	0	1,924
October	0	
November	0	
December	0	
January	0	
February	0	
March	0	
April	0	
May	0	
June	0	

QUALITY

	Quantity	Base Number	Contract	AT	Region	England
% of FP17s for the same patient ID Re-attending within 3 months - Children	66	1,547	4.3%	10.4%	11.8%	12.4%
% of FP17s for the same patient ID Re-attending within 3 months - Adults	31	385	8.1%	16.1%	16.6%	16.7%
% of FP17s for the same patient ID Re-attending between 3 & 9 months - Children	602	1,547	38.9%	58.5%	60.2%	57.4%
% of FP17s for the same patient ID Re-attending between 3 & 9 months - Adults	50	385	13.0%	49.6%	52.0%	50.5%
% of FP17s for Band 1 Urgent Courses	44	1,025	4.3%	10.6%	9.4%	9.1%
% of FP17s Relating to Free Repair or Replacements	0	1,025	0.0%	0.9%	0.7%	0.8%
% of FP17s Relating to Continuations	7	1,025	0.7%	1.4%	1.2%	1.3%
% of Patients satisfied with the dentistry they have received	0	0	N/A	93.2%	93.6%	93.2%
% of Patients satisfied with the time they had to wait for an appointment	0	0	N/A	88.6%	89.1%	89.0%

* This is based on patients treated on this contract for their most recent course of treatment. Figures in italics indicate the base number of FP17s or Patient Questionnaire responses are less than 100. N/A is shown where the base number of responses is less than 10 during the period. % is calculated as Quantity/Base number*100

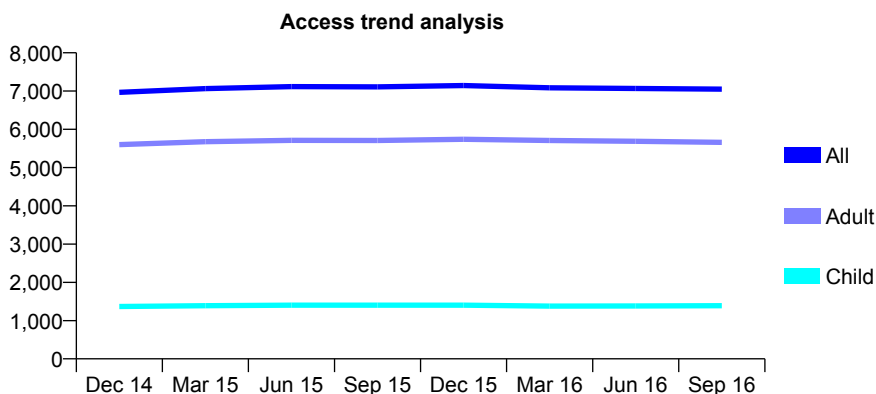
Q66 - Vital Signs At a Glance Contract Report for 164410/0001 - September 2016

Name or company name	QDP (DEVON) LTD
Contract type name	GDS Contract
Purpose of contract	General
Contract start date	01/05/2011
Contract end date	

16/17 Contracted general activity (UDA)	20,094
Carry forward general activity (UDA)	-373
16/17 Contracted orthodontic activity (UOA)	0
Carry forward orthodontic activity (UOA)	0
Baseline contract value	£582,967.98

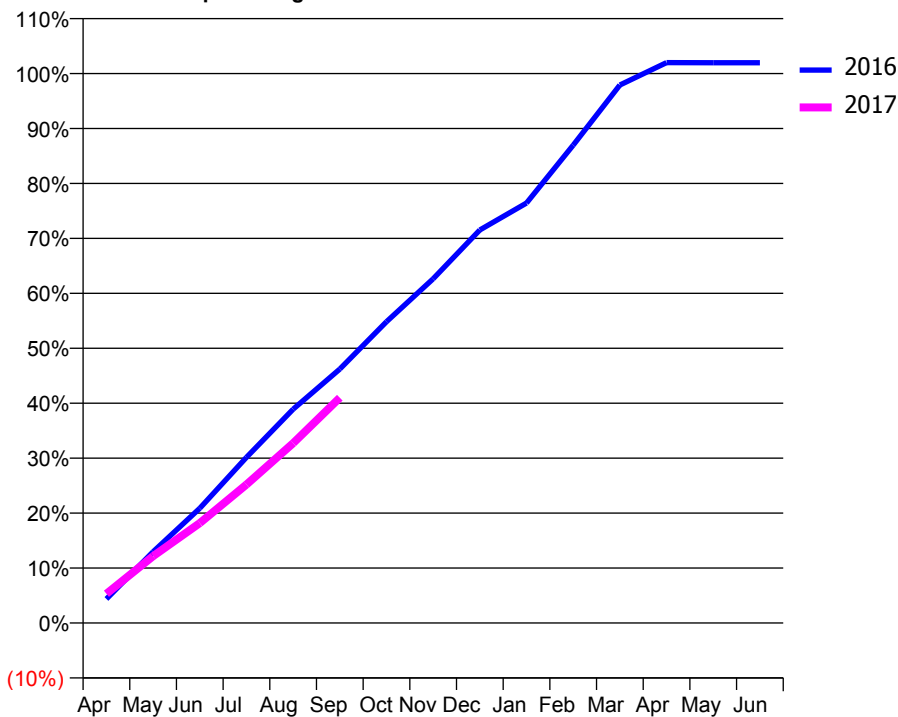
ACCESS*

Patients seen in 24 months	Total	Change since previous quarter
Quarter ending September 2015	7,109	
Quarter ending December 2015	7,143	→
Quarter ending March 2016	7,085	→
Quarter ending June 2016	7,069	→
Quarter ending September 2016	7,049	→
Variance since September 2015	(0.8%)	→



ACTIVITY

Cumulative percentage of contracted UDA delivered 2016 & 2017



Month	Adjusted Scheduled Activity (UDA)	
	2016	2017
April	834	1,070
May	2,462	2,444
June	3,969	3,655
July	5,727	5,064
August	7,392	6,576
September	8,780	8,236
October	10,419	
November	11,902	
December	13,591	
January	14,522	
February	16,522	
March	18,601	
April	19,374	
May	19,373	
June	19,373	

QUALITY

	Quantity	Base Number	Contract	AT	Region	England
% of FP17s for the same patient ID Re-attending within 3 months - Children	66	1,015	6.5%	10.4%	11.8%	12.4%
% of FP17s for the same patient ID Re-attending within 3 months - Adults	653	3,925	16.6%	16.1%	16.6%	16.7%
% of FP17s for the same patient ID Re-attending between 3 & 9 months - Children	636	1,015	62.7%	58.5%	60.2%	57.4%
% of FP17s for the same patient ID Re-attending between 3 & 9 months - Adults	2,130	3,925	54.3%	49.6%	52.0%	50.5%
% of FP17s for Band 1 Urgent Courses	397	3,853	10.3%	10.6%	9.4%	9.1%
% of FP17s Relating to Free Repair or Replacements	44	3,853	1.1%	0.9%	0.7%	0.8%
% of FP17s Relating to Continuations	55	3,853	1.4%	1.4%	1.2%	1.3%
% of Patients satisfied with the dentistry they have received	12	12	100.0%	93.2%	93.6%	93.2%
% of Patients satisfied with the time they had to wait for an appointment	9	12	75.0%	88.6%	89.1%	89.0%

* This is based on patients treated on this contract for their most recent course of treatment. Figures in italics indicate the base number of FP17s or Patient Questionnaire responses are less than 100. N/A is shown where the base number of responses is less than 10 during the period. % is calculated as Quantity/Base number*100

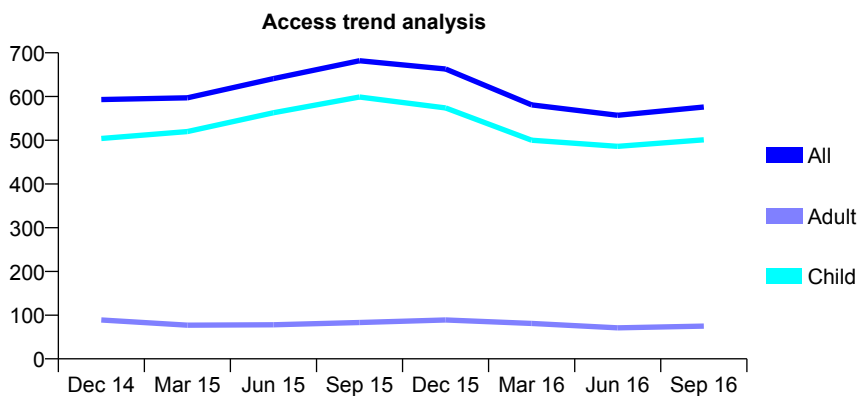
Q66 - Vital Signs At a Glance Contract Report for 164720/0001 - September 2016

Name or company name	Thomson Dental Ltd
Contract type name	GDS Contract
Purpose of contract	General
Contract start date	01/06/2007
Contract end date	

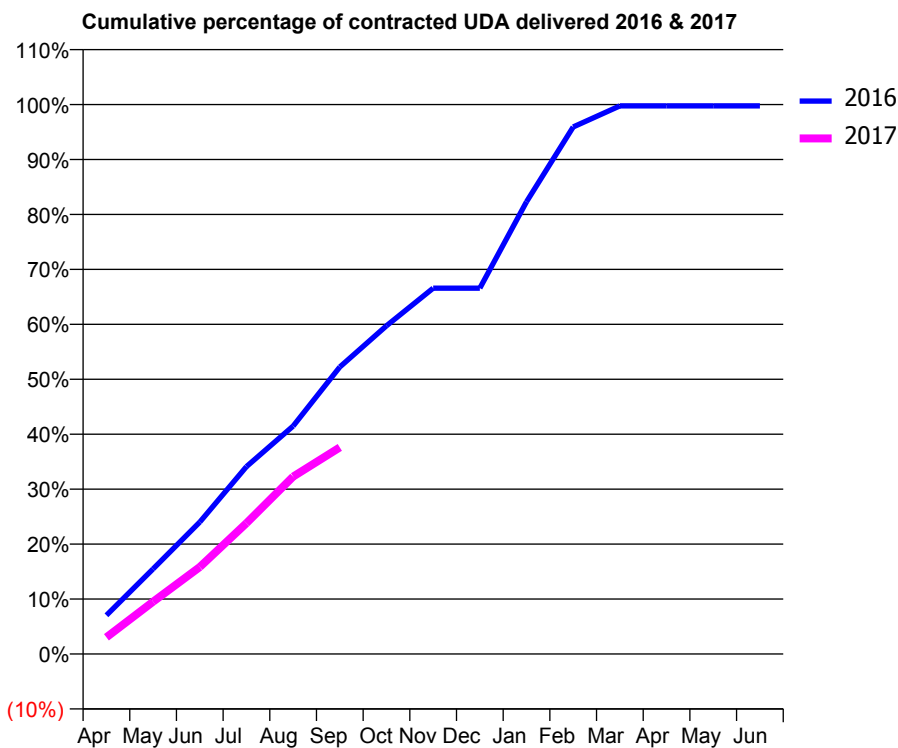
16/17 Contracted general activity (UDA)	1,150
Carry forward general activity (UDA)	3
16/17 Contracted orthodontic activity (UOA)	0
Carry forward orthodontic activity (UOA)	0
Baseline contract value	£32,027.68

ACCESS*

Patients seen in 24 months	Total	Change since previous quarter
Quarter ending September 2015	682	
Quarter ending December 2015	663	↓
Quarter ending March 2016	581	↓
Quarter ending June 2016	557	↓
Quarter ending September 2016	576	↑
Variance since September 2015	(15.5%)	↓



ACTIVITY



Month	Adjusted Scheduled Activity (UDA)	
	2016	2017
April	81	35
May	178	110
June	276	182
July	392	274
August	477	371
September	601	432
October	687	
November	766	
December	766	
January	947	
February	1,103	
March	1,147	
April	1,147	
May	1,147	
June	1,147	

QUALITY

	Quantity	Base Number	Contract	AT	Region	England
% of FP17s for the same patient ID Re-attending within 3 months - Children	11	338	3.3%	10.4%	11.8%	12.4%
% of FP17s for the same patient ID Re-attending within 3 months - Adults	0	20	0.0%	16.1%	16.6%	16.7%
% of FP17s for the same patient ID Re-attending between 3 & 9 months - Children	223	338	66.0%	58.5%	60.2%	57.4%
% of FP17s for the same patient ID Re-attending between 3 & 9 months - Adults	15	20	75.0%	49.6%	52.0%	50.5%
% of FP17s for Band 1 Urgent Courses	7	358	2.0%	10.6%	9.4%	9.1%
% of FP17s Relating to Free Repair or Replacements	0	358	0.0%	0.9%	0.7%	0.8%
% of FP17s Relating to Continuations	2	358	0.6%	1.4%	1.2%	1.3%
% of Patients satisfied with the dentistry they have received	0	0	N/A	93.2%	93.6%	93.2%
% of Patients satisfied with the time they had to wait for an appointment	0	0	N/A	88.6%	89.1%	89.0%

* This is based on patients treated on this contract for their most recent course of treatment. Figures in italics indicate the base number of FP17s or Patient Questionnaire responses are less than 100. N/A is shown where the base number of responses is less than 10 during the period. % is calculated as Quantity/Base number*100

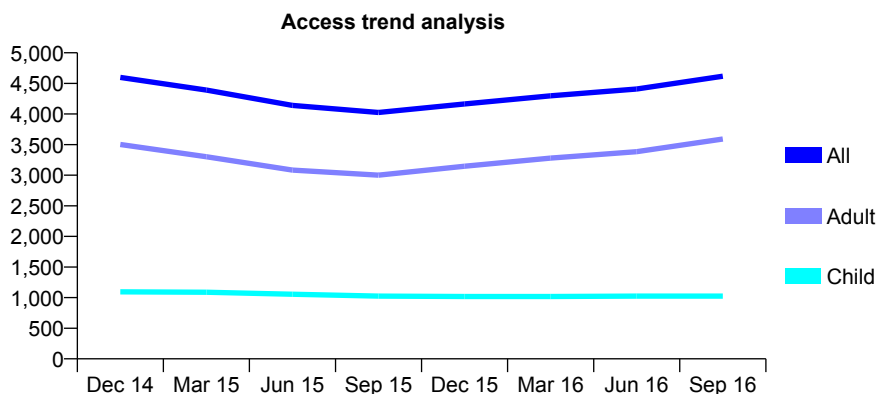
Q66 - Vital Signs At a Glance Contract Report for 164895/0001 - September 2016

Name or company name	Browns Dental Practice Ltd.
Contract type name	GDS Contract
Purpose of contract	General
Contract start date	01/02/2009
Contract end date	

16/17 Contracted general activity (UDA)	7,627
Carry forward general activity (UDA)	-36
16/17 Contracted orthodontic activity (UOA)	0
Carry forward orthodontic activity (UOA)	0
Baseline contract value	£226,507.45

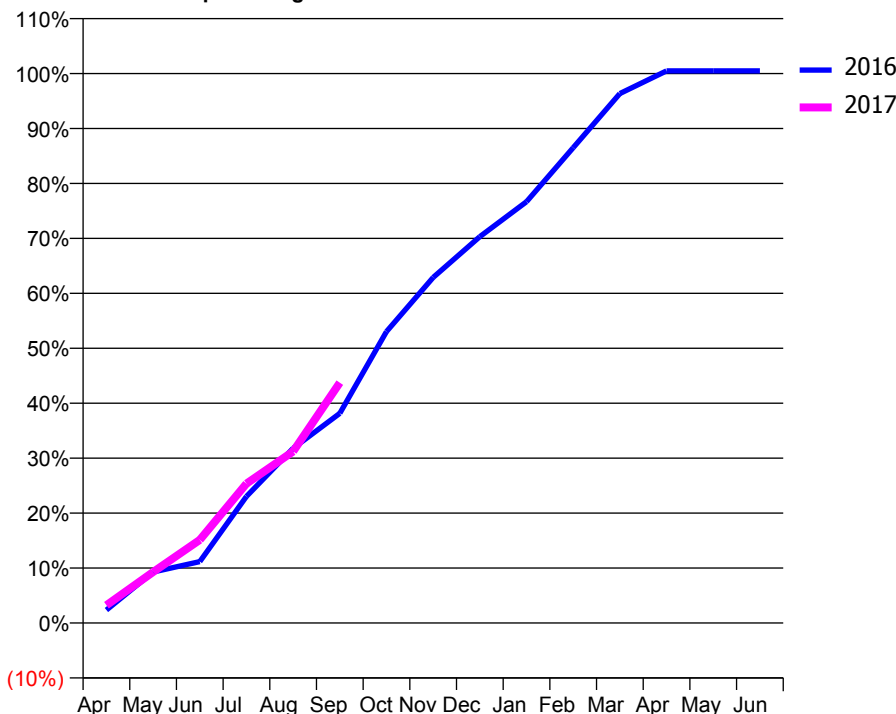
ACCESS*

Patients seen in 24 months	Total	Change since previous quarter
Quarter ending September 2015	4,024	
Quarter ending December 2015	4,164	↑
Quarter ending March 2016	4,297	↑
Quarter ending June 2016	4,408	↑
Quarter ending September 2016	4,618	↑
Variance since September 2015	14.8%	↑



ACTIVITY

Cumulative percentage of contracted UDA delivered 2016 & 2017



Adjusted Scheduled Activity (UDA)

Month	2016	2017
April	180	247
May	708	707
June	852	1,154
July	1,757	1,936
August	2,425	2,381
September	2,911	3,337
October	4,045	
November	4,796	
December	5,363	
January	5,848	
February	6,598	
March	7,350	
April	7,663	
May	7,663	
June	7,663	

QUALITY

	Quantity	Base Number	Contract	AT	Region	England
% of FP17s for the same patient ID Re-attending within 3 months - Children	46	791	5.8%	10.4%	11.8%	12.4%
% of FP17s for the same patient ID Re-attending within 3 months - Adults	200	2,061	9.7%	16.1%	16.6%	16.7%
% of FP17s for the same patient ID Re-attending between 3 & 9 months - Children	493	791	62.3%	58.5%	60.2%	57.4%
% of FP17s for the same patient ID Re-attending between 3 & 9 months - Adults	812	2,061	39.4%	49.6%	52.0%	50.5%
% of FP17s for Band 1 Urgent Courses	40	1,775	2.3%	10.6%	9.4%	9.1%
% of FP17s Relating to Free Repair or Replacements	15	1,775	0.8%	0.9%	0.7%	0.8%
% of FP17s Relating to Continuations	18	1,775	1.0%	1.4%	1.2%	1.3%
% of Patients satisfied with the dentistry they have received	1	1	N/A	93.2%	93.6%	93.2%
% of Patients satisfied with the time they had to wait for an appointment	1	1	N/A	88.6%	89.1%	89.0%

* This is based on patients treated on this contract for their most recent course of treatment. Figures in italics indicate the base number of FP17s or Patient Questionnaire responses are less than 100. N/A is shown where the base number of responses is less than 10 during the period. % is calculated as Quantity/Base number*100

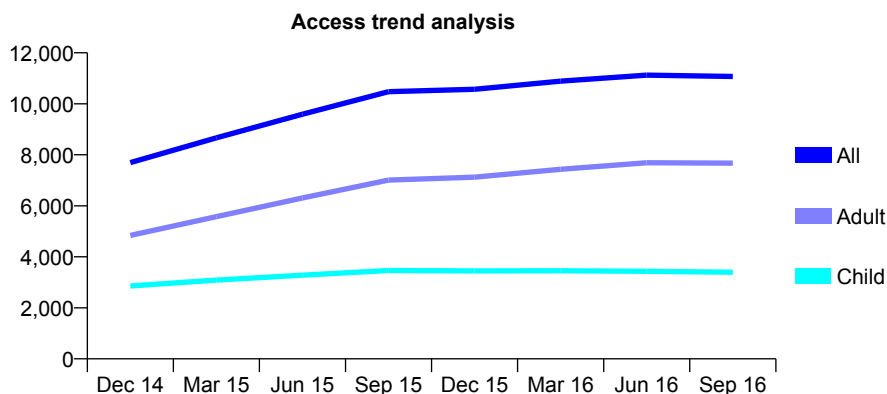
Q66 - Vital Signs At a Glance Contract Report for 165298/0001 - September 2016

Name or company name	Plymouth Community Dental Services Limit
Contract type name	PDS Contract
Purpose of contract	General and Orthodontic
Contract start date	01/10/2013
Contract end date	30/09/2017

16/17 Contracted general activity (UDA)	29,150
Carry forward general activity (UDA)	0
16/17 Contracted orthodontic activity (UOA)	1,980
Carry forward orthodontic activity (UOA)	0
Baseline contract value	£2,865,681.21

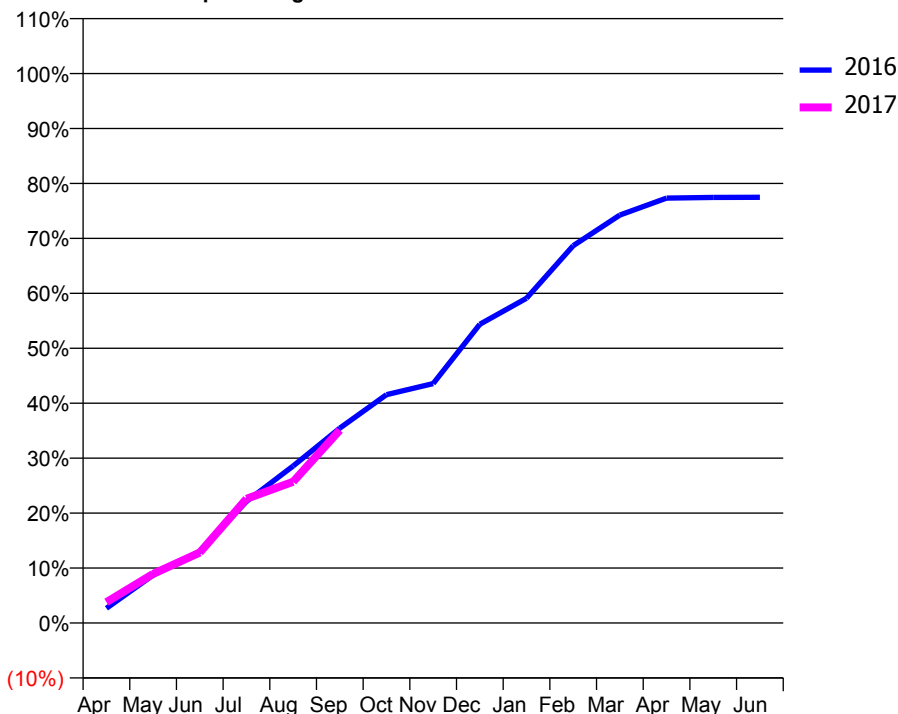
ACCESS*

Patients seen in 24 months	Total	Change since previous quarter
Quarter ending September 2015	10,476	
Quarter ending December 2015	10,572	→
Quarter ending March 2016	10,887	↑
Quarter ending June 2016	11,123	↑
Quarter ending September 2016	11,070	→
Variance since September 2015	5.7%	↑



ACTIVITY

Cumulative percentage of contracted UDA delivered 2016 & 2017



Month	Adjusted Scheduled Activity (UDA)	
	2016	2017
April	783	1,109
May	2,542	2,609
June	3,801	3,741
July	6,446	6,586
August	8,327	7,497
September	10,338	10,235
October	12,111	
November	12,701	
December	15,847	
January	17,230	
February	20,014	
March	21,641	
April	22,544	
May	22,577	
June	22,581	

QUALITY

	Quantity	Base Number	Contract	AT	Region	England
% of FP17s for the same patient ID Re-attending within 3 months - Children	333	2,404	13.9%	10.4%	11.8%	12.4%
% of FP17s for the same patient ID Re-attending within 3 months - Adults	610	4,119	14.8%	16.1%	16.6%	16.7%
% of FP17s for the same patient ID Re-attending between 3 & 9 months - Children	835	2,404	34.7%	58.5%	60.2%	57.4%
% of FP17s for the same patient ID Re-attending between 3 & 9 months - Adults	608	4,119	14.8%	49.6%	52.0%	50.5%
% of FP17s for Band 1 Urgent Courses	2,485	5,746	43.2%	10.6%	9.4%	9.1%
% of FP17s Relating to Free Repair or Replacements	3	5,746	0.1%	0.9%	0.7%	0.8%
% of FP17s Relating to Continuations	8	5,746	0.1%	1.4%	1.2%	1.3%
% of Patients satisfied with the dentistry they have received	6	6	N/A	93.2%	93.6%	93.2%
% of Patients satisfied with the time they had to wait for an appointment	5	6	N/A	88.6%	89.1%	89.0%

* This is based on patients treated on this contract for their most recent course of treatment. Figures in italics indicate the base number of FP17s or Patient Questionnaire responses are less than 100. N/A is shown where the base number of responses is less than 10 during the period. % is calculated as Quantity/Base number*100

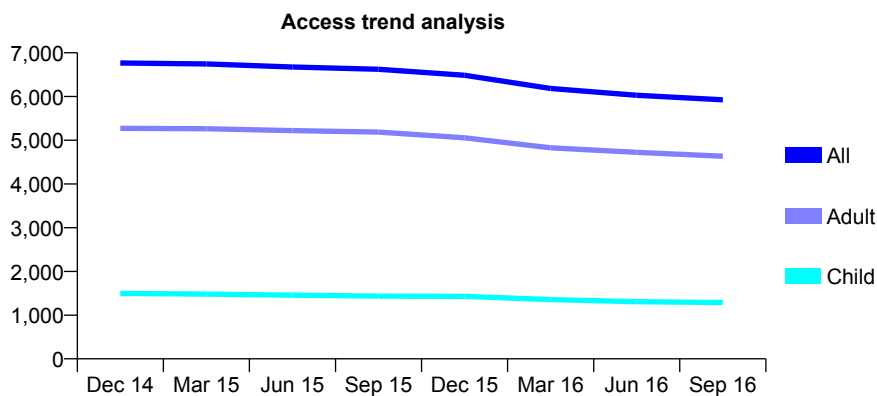
Q66 - Vital Signs At a Glance Contract Report for 167827/0001 - September 2016

Name or company name	Tully Crine LTD
Contract type name	GDS Contract
Purpose of contract	General
Contract start date	01/07/2011
Contract end date	

16/17 Contracted general activity (UDA)	15,133
Carry forward general activity (UDA)	0
16/17 Contracted orthodontic activity (UOA)	0
Carry forward orthodontic activity (UOA)	0
Baseline contract value	£392,544.05

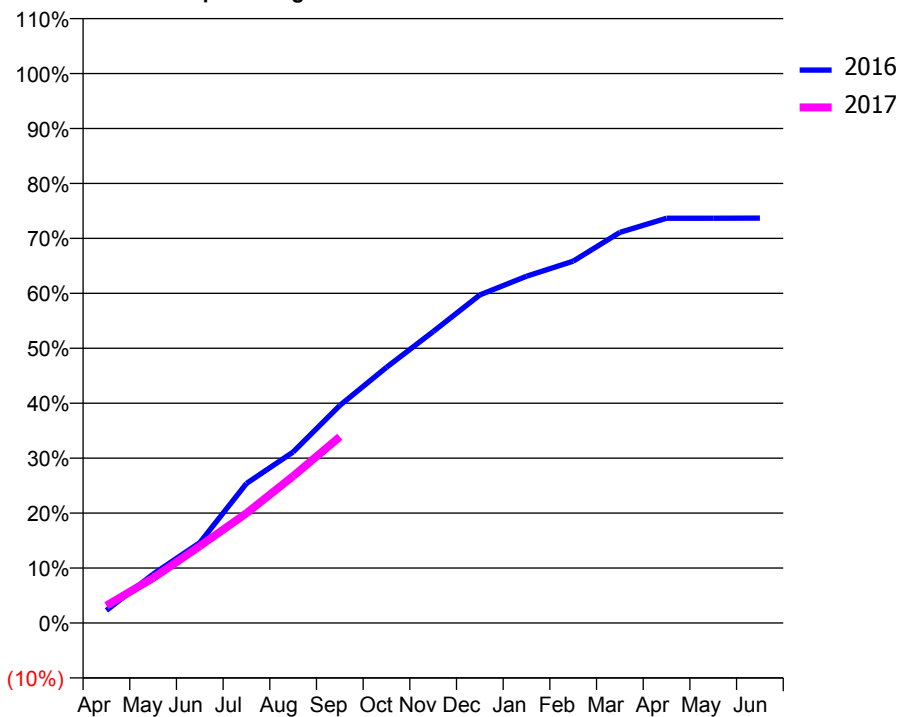
ACCESS*

Patients seen in 24 months	Total	Change since previous quarter
Quarter ending September 2015	6,623	
Quarter ending December 2015	6,485	↓
Quarter ending March 2016	6,184	↓
Quarter ending June 2016	6,030	↓
Quarter ending September 2016	5,925	↓
Variance since September 2015	(10.5%)	↓



ACTIVITY

Cumulative percentage of contracted UDA delivered 2016 & 2017



Month	Adjusted Scheduled Activity (UDA)	
	2016	2017
April	346	481
May	1,345	1,239
June	2,214	2,119
July	3,843	3,023
August	4,710	4,046
September	5,990	5,130
October	7,042	
November	8,024	
December	9,037	
January	9,549	
February	9,966	
March	10,758	
April	11,148	
May	11,148	
June	11,151	

QUALITY

	Quantity	Base Number	Contract	AT	Region	England
% of FP17s for the same patient ID Re-attending within 3 months - Children	33	849	3.9%	10.4%	11.8%	12.4%
% of FP17s for the same patient ID Re-attending within 3 months - Adults	315	2,891	10.9%	16.1%	16.6%	16.7%
% of FP17s for the same patient ID Re-attending between 3 & 9 months - Children	368	849	43.3%	58.5%	60.2%	57.4%
% of FP17s for the same patient ID Re-attending between 3 & 9 months - Adults	1,285	2,891	44.4%	49.6%	52.0%	50.5%
% of FP17s for Band 1 Urgent Courses	163	2,967	5.5%	10.6%	9.4%	9.1%
% of FP17s Relating to Free Repair or Replacements	24	2,967	0.8%	0.9%	0.7%	0.8%
% of FP17s Relating to Continuations	35	2,967	1.2%	1.4%	1.2%	1.3%
% of Patients satisfied with the dentistry they have received	8	9	N/A	93.2%	93.6%	93.2%
% of Patients satisfied with the time they had to wait for an appointment	8	9	N/A	88.6%	89.1%	89.0%

* This is based on patients treated on this contract for their most recent course of treatment. Figures in italics indicate the base number of FP17s or Patient Questionnaire responses are less than 100. N/A is shown where the base number of responses is less than 10 during the period. % is calculated as Quantity/Base number*100

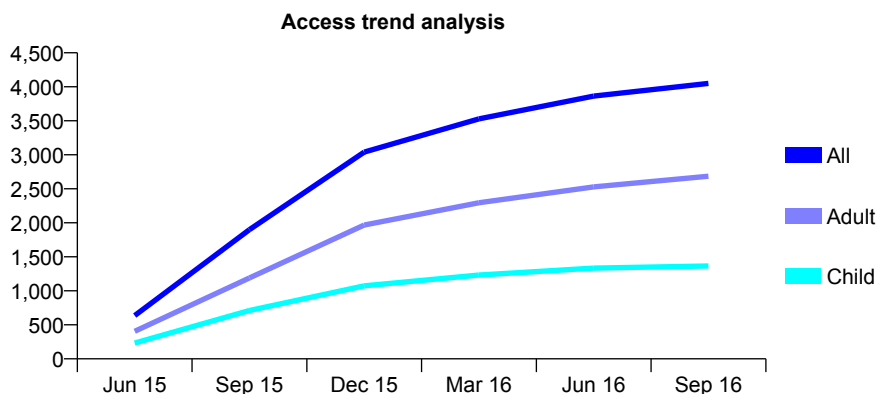
Q66 - Vital Signs At a Glance Contract Report for 168262/0001 - September 2016

Name or company name	SpaDental
Contract type name	GDS Contract
Purpose of contract	General
Contract start date	01/05/2015
Contract end date	

16/17 Contracted general activity (UDA)	13,394
Carry forward general activity (UDA)	768
16/17 Contracted orthodontic activity (UOA)	0
Carry forward orthodontic activity (UOA)	0
Baseline contract value	£348,441.04

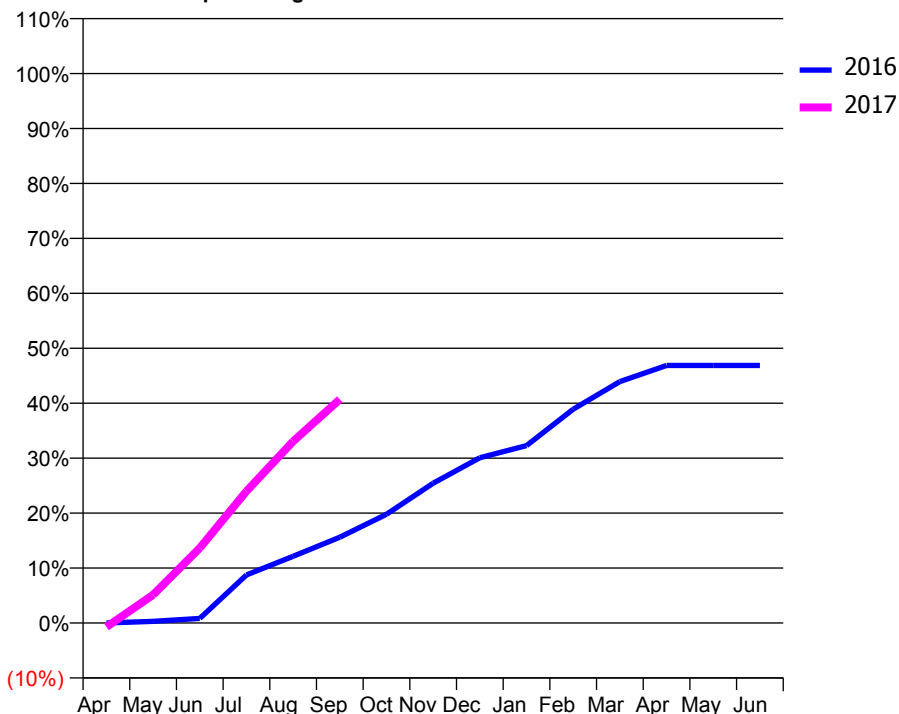
ACCESS*

Patients seen in 24 months	Total	Change since previous quarter
Quarter ending September 2015	1,899	
Quarter ending December 2015	3,041	↑
Quarter ending March 2016	3,528	↑
Quarter ending June 2016	3,863	↑
Quarter ending September 2016	4,050	↑
Variance since September 2015	113.3%	↑



ACTIVITY

Cumulative percentage of contracted UDA delivered 2016 & 2017



Adjusted Scheduled Activity (UDA)

Month	2016	2017
April	0	-99
May	78	687
June	204	1,829
July	2,164	3,213
August	3,003	4,428
September	3,860	5,453
October	4,891	
November	6,287	
December	7,438	
January	7,980	
February	9,617	
March	10,864	
April	11,589	
May	11,589	
June	11,589	

QUALITY

	Quantity	Base Number	Contract	AT	Region	England
% of FP17s for the same patient ID Re-attending within 3 months - Children	62	1,168	5.3%	10.4%	11.8%	12.4%
% of FP17s for the same patient ID Re-attending within 3 months - Adults	205	2,169	9.5%	16.1%	16.6%	16.7%
% of FP17s for the same patient ID Re-attending between 3 & 9 months - Children	732	1,168	62.7%	58.5%	60.2%	57.4%
% of FP17s for the same patient ID Re-attending between 3 & 9 months - Adults	1,290	2,169	59.5%	49.6%	52.0%	50.5%
% of FP17s for Band 1 Urgent Courses	153	3,014	5.1%	10.6%	9.4%	9.1%
% of FP17s Relating to Free Repair or Replacements	19	3,014	0.6%	0.9%	0.7%	0.8%
% of FP17s Relating to Continuations	21	3,014	0.7%	1.4%	1.2%	1.3%
% of Patients satisfied with the dentistry they have received	2	2	N/A	93.2%	93.6%	93.2%
% of Patients satisfied with the time they had to wait for an appointment	2	2	N/A	88.6%	89.1%	89.0%

* This is based on patients treated on this contract for their most recent course of treatment. Figures in italics indicate the base number of FP17s or Patient Questionnaire responses are less than 100. N/A is shown where the base number of responses is less than 10 during the period. % is calculated as Quantity/Base number*100

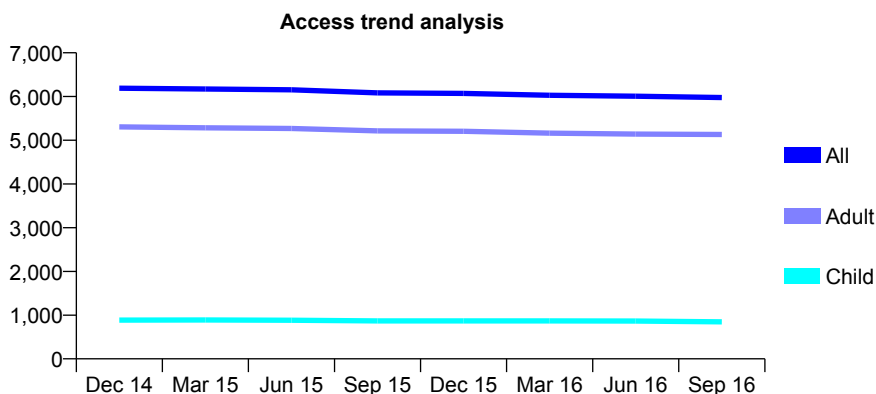
Q66 - Vital Signs At a Glance Contract Report for 170062/0001 - September 2016

Name or company name	St Pauls Dental Practice Ltd
Contract type name	GDS Contract
Purpose of contract	General
Contract start date	01/04/2009
Contract end date	

16/17 Contracted general activity (UDA)	19,373
Carry forward general activity (UDA)	-479
16/17 Contracted orthodontic activity (UOA)	0
Carry forward orthodontic activity (UOA)	0
Baseline contract value	£639,336.13

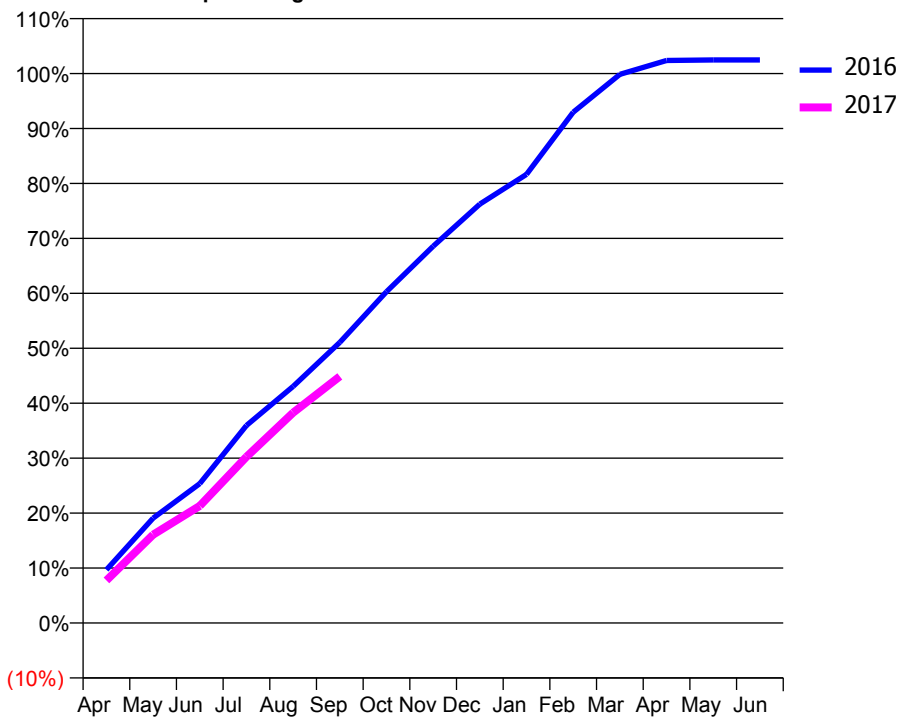
ACCESS*

Patients seen in 24 months	Total	Change since previous quarter
Quarter ending September 2015	6,083	
Quarter ending December 2015	6,072	→
Quarter ending March 2016	6,030	→
Quarter ending June 2016	6,007	→
Quarter ending September 2016	5,978	→
Variance since September 2015	(1.7%)	↓



ACTIVITY

Cumulative percentage of contracted UDA delivered 2016 & 2017



Month	Adjusted Scheduled Activity (UDA)	
	2016	2017
April	1,877	1,502
May	3,696	3,113
June	4,913	4,131
July	6,967	5,861
August	8,341	7,415
September	9,895	8,695
October	11,679	
November	13,285	
December	14,767	
January	15,815	
February	18,007	
March	19,343	
April	19,833	
May	19,852	
June	19,852	

QUALITY

	Quantity	Base Number	Contract	AT	Region	England
% of FP17s for the same patient ID Re-attending within 3 months - Children	43	769	5.6%	10.4%	11.8%	12.4%
% of FP17s for the same patient ID Re-attending within 3 months - Adults	560	3,959	14.1%	16.1%	16.6%	16.7%
% of FP17s for the same patient ID Re-attending between 3 & 9 months - Children	561	769	73.0%	58.5%	60.2%	57.4%
% of FP17s for the same patient ID Re-attending between 3 & 9 months - Adults	2,064	3,959	52.1%	49.6%	52.0%	50.5%
% of FP17s for Band 1 Urgent Courses	261	4,481	5.8%	10.6%	9.4%	9.1%
% of FP17s Relating to Free Repair or Replacements	50	4,481	1.1%	0.9%	0.7%	0.8%
% of FP17s Relating to Continuations	70	4,481	1.6%	1.4%	1.2%	1.3%
% of Patients satisfied with the dentistry they have received	9	10	90.0%	93.2%	93.6%	93.2%
% of Patients satisfied with the time they had to wait for an appointment	10	10	100.0%	88.6%	89.1%	89.0%

* This is based on patients treated on this contract for their most recent course of treatment. Figures in italics indicate the base number of FP17s or Patient Questionnaire responses are less than 100. N/A is shown where the base number of responses is less than 10 during the period. % is calculated as Quantity/Base number*100

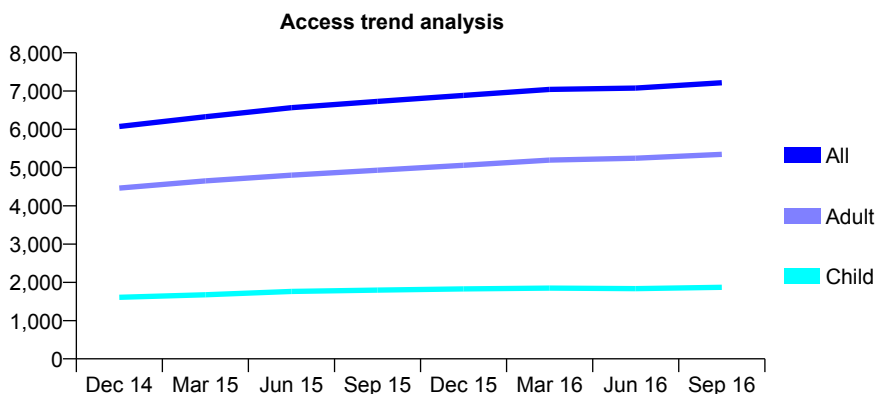
Q66 - Vital Signs At a Glance Contract Report for 170909/0001 - September 2016

Name or company name	Larkham House Dental Practice Limited
Contract type name	GDS Contract
Purpose of contract	General
Contract start date	06/01/2014
Contract end date	

16/17 Contracted general activity (UDA)	21,738
Carry forward general activity (UDA)	-338
16/17 Contracted orthodontic activity (UOA)	0
Carry forward orthodontic activity (UOA)	0
Baseline contract value	£557,715.23

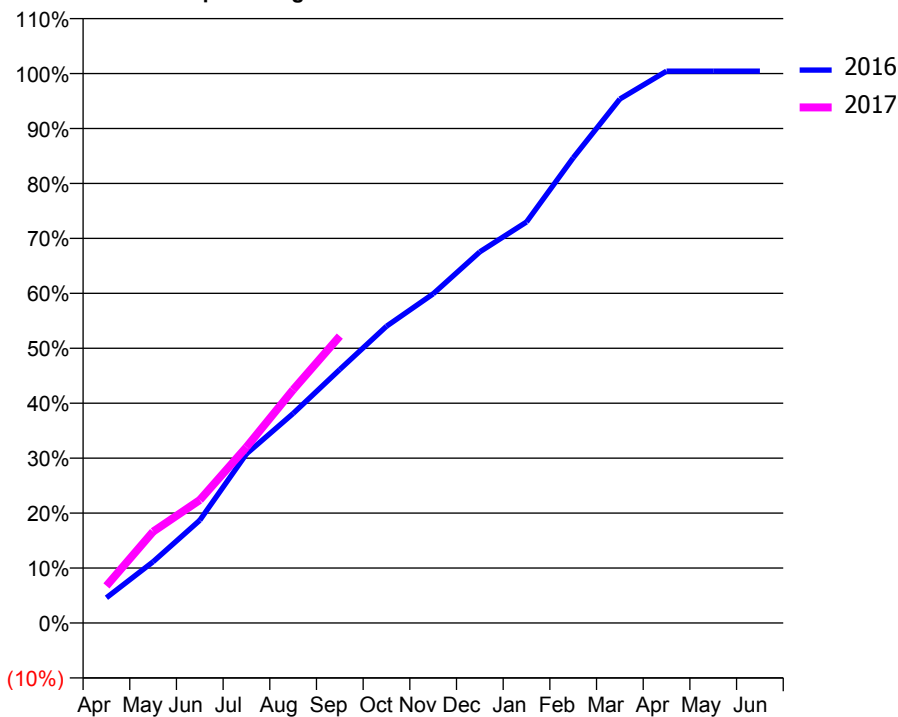
ACCESS*

Patients seen in 24 months	Total	Change since previous quarter
Quarter ending September 2015	6,728	
Quarter ending December 2015	6,886	↑
Quarter ending March 2016	7,043	↑
Quarter ending June 2016	7,079	→
Quarter ending September 2016	7,216	→
Variance since September 2015	7.3%	↑



ACTIVITY

Cumulative percentage of contracted UDA delivered 2016 & 2017



Month	Adjusted Scheduled Activity (UDA)	
	2016	2017
April	1,167	1,469
May	2,825	3,617
June	4,740	4,867
July	7,799	6,959
August	9,663	9,227
September	11,693	11,350
October	13,684	
November	15,181	
December	17,112	
January	18,492	
February	21,452	
March	24,161	
April	25,448	
May	25,448	
June	25,448	

QUALITY

	Quantity	Base Number	Contract	AT	Region	England
% of FP17s for the same patient ID Re-attending within 3 months - Children	141	1,672	8.4%	10.4%	11.8%	12.4%
% of FP17s for the same patient ID Re-attending within 3 months - Adults	741	4,777	15.5%	16.1%	16.6%	16.7%
% of FP17s for the same patient ID Re-attending between 3 & 9 months - Children	1,179	1,672	70.5%	58.5%	60.2%	57.4%
% of FP17s for the same patient ID Re-attending between 3 & 9 months - Adults	3,155	4,777	66.0%	49.6%	52.0%	50.5%
% of FP17s for Band 1 Urgent Courses	407	5,871	6.9%	10.6%	9.4%	9.1%
% of FP17s Relating to Free Repair or Replacements	40	5,871	0.7%	0.9%	0.7%	0.8%
% of FP17s Relating to Continuations	226	5,871	3.8%	1.4%	1.2%	1.3%
% of Patients satisfied with the dentistry they have received	11	11	100.0%	93.2%	93.6%	93.2%
% of Patients satisfied with the time they had to wait for an appointment	10	11	90.9%	88.6%	89.1%	89.0%

* This is based on patients treated on this contract for their most recent course of treatment. Figures in italics indicate the base number of FP17s or Patient Questionnaire responses are less than 100. N/A is shown where the base number of responses is less than 10 during the period. % is calculated as Quantity/Base number*100

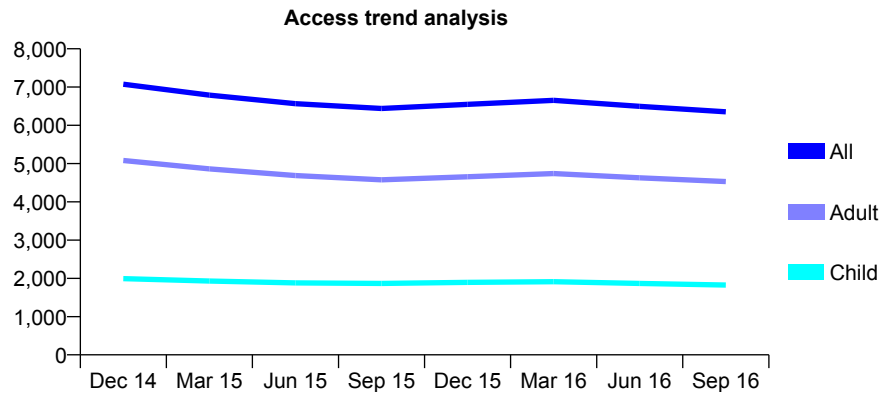
Q66 - Vital Signs At a Glance Contract Report for 172146/0001 - September 2016

Name or company name	West Park Ltd
Contract type name	GDS Contract
Purpose of contract	General
Contract start date	01/04/2011
Contract end date	

16/17 Contracted general activity (UDA)	17,410
Carry forward general activity (UDA)	0
16/17 Contracted orthodontic activity (UOA)	0
Carry forward orthodontic activity (UOA)	0
Baseline contract value	£397,289.31

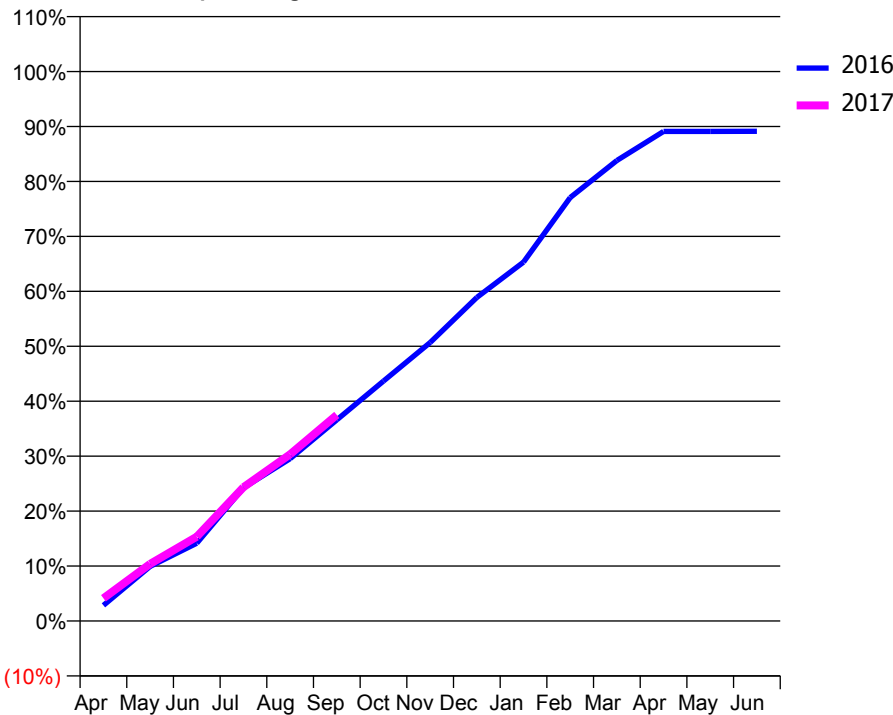
ACCESS*

Patients seen in 24 months	Total	Change since previous quarter
Quarter ending September 2015	6,441	
Quarter ending December 2015	6,548	→
Quarter ending March 2016	6,653	→
Quarter ending June 2016	6,496	↓
Quarter ending September 2016	6,353	↓
Variance since September 2015	(1.4%)	↓



ACTIVITY

Cumulative percentage of contracted UDA delivered 2016 & 2017



Month	Adjusted Scheduled Activity (UDA)	
	2016	2017
April	498	720
May	1,732	1,810
June	2,465	2,672
July	4,218	4,240
August	5,142	5,281
September	6,373	6,530
October	7,602	
November	8,824	
December	10,252	
January	11,371	
February	13,415	
March	14,592	
April	15,512	
May	15,512	
June	15,515	

QUALITY

	Quantity	Base Number	Contract	AT	Region	England
% of FP17s for the same patient ID Re-attending within 3 months - Children	63	997	6.3%	10.4%	11.8%	12.4%
% of FP17s for the same patient ID Re-attending within 3 months - Adults	405	2,587	15.7%	16.1%	16.6%	16.7%
% of FP17s for the same patient ID Re-attending between 3 & 9 months - Children	419	997	42.0%	58.5%	60.2%	57.4%
% of FP17s for the same patient ID Re-attending between 3 & 9 months - Adults	1,199	2,587	46.3%	49.6%	52.0%	50.5%
% of FP17s for Band 1 Urgent Courses	272	3,212	8.5%	10.6%	9.4%	9.1%
% of FP17s Relating to Free Repair or Replacements	29	3,212	0.9%	0.9%	0.7%	0.8%
% of FP17s Relating to Continuations	55	3,212	1.7%	1.4%	1.2%	1.3%
% of Patients satisfied with the dentistry they have received	5	5	N/A	93.2%	93.6%	93.2%
% of Patients satisfied with the time they had to wait for an appointment	5	5	N/A	88.6%	89.1%	89.0%

* This is based on patients treated on this contract for their most recent course of treatment. Figures in italics indicate the base number of FP17s or Patient Questionnaire responses are less than 100. N/A is shown where the base number of responses is less than 10 during the period. % is calculated as Quantity/Base number*100

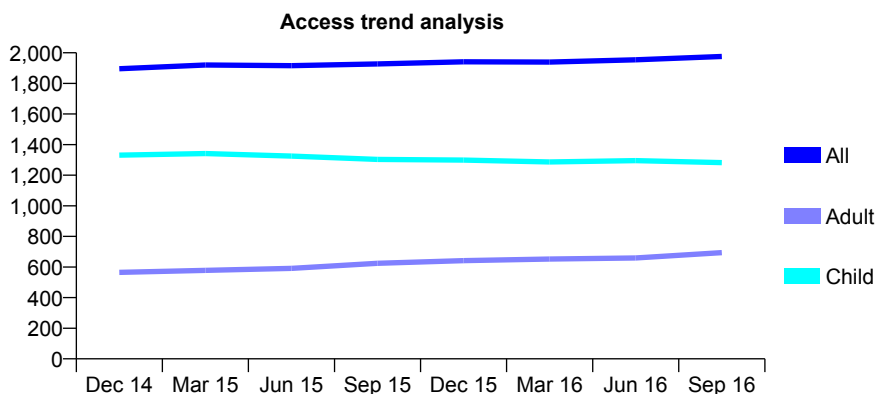
Q66 - Vital Signs At a Glance Contract Report for 174033/0001 - September 2016

Name or company name	El-Nashar Dental Care Ltd
Contract type name	GDS Contract
Purpose of contract	General
Contract start date	01/01/2008
Contract end date	

16/17 Contracted general activity (UDA)	7,000
Carry forward general activity (UDA)	0
16/17 Contracted orthodontic activity (UOA)	0
Carry forward orthodontic activity (UOA)	0
Baseline contract value	£229,830.62

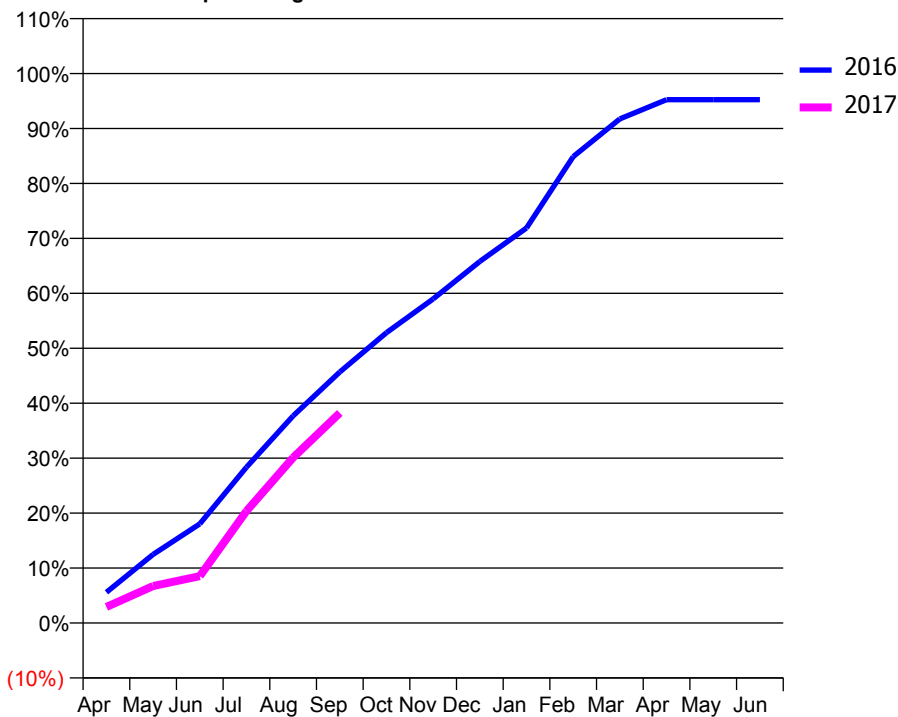
ACCESS*

Patients seen in 24 months	Total	Change since previous quarter
Quarter ending September 2015	1,927	
Quarter ending December 2015	1,941	→
Quarter ending March 2016	1,939	→
Quarter ending June 2016	1,954	→
Quarter ending September 2016	1,976	→
Variance since September 2015	2.5%	↑



ACTIVITY

Cumulative percentage of contracted UDA delivered 2016 & 2017



Month	Adjusted Scheduled Activity (UDA)	
	2016	2017
April	392	205
May	873	471
June	1,264	598
July	1,985	1,427
August	2,639	2,107
September	3,198	2,676
October	3,699	
November	4,128	
December	4,607	
January	5,033	
February	5,942	
March	6,422	
April	6,666	
May	6,667	
June	6,667	

QUALITY

	Quantity	Base Number	Contract	AT	Region	England
% of FP17s for the same patient ID Re-attending within 3 months - Children	166	1,369	12.1%	10.4%	11.8%	12.4%
% of FP17s for the same patient ID Re-attending within 3 months - Adults	68	464	14.7%	16.1%	16.6%	16.7%
% of FP17s for the same patient ID Re-attending between 3 & 9 months - Children	986	1,369	72.0%	58.5%	60.2%	57.4%
% of FP17s for the same patient ID Re-attending between 3 & 9 months - Adults	269	464	58.0%	49.6%	52.0%	50.5%
% of FP17s for Band 1 Urgent Courses	69	1,639	4.2%	10.6%	9.4%	9.1%
% of FP17s Relating to Free Repair or Replacements	6	1,639	0.4%	0.9%	0.7%	0.8%
% of FP17s Relating to Continuations	5	1,639	0.3%	1.4%	1.2%	1.3%
% of Patients satisfied with the dentistry they have received	3	3	N/A	93.2%	93.6%	93.2%
% of Patients satisfied with the time they had to wait for an appointment	3	3	N/A	88.6%	89.1%	89.0%

* This is based on patients treated on this contract for their most recent course of treatment. Figures in italics indicate the base number of FP17s or Patient Questionnaire responses are less than 100. N/A is shown where the base number of responses is less than 10 during the period. % is calculated as Quantity/Base number*100

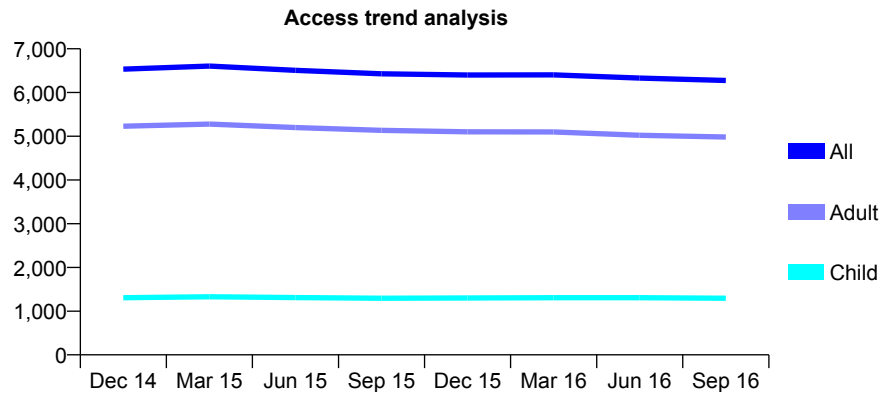
Q66 - Vital Signs At a Glance Contract Report for 174068/0001 - September 2016

Name or company name	The Treatment Centre Limited
Contract type name	GDS Contract
Purpose of contract	General
Contract start date	06/04/2012
Contract end date	

16/17 Contracted general activity (UDA)	16,062
Carry forward general activity (UDA)	-43
16/17 Contracted orthodontic activity (UOA)	0
Carry forward orthodontic activity (UOA)	0
Baseline contract value	£419,729.02

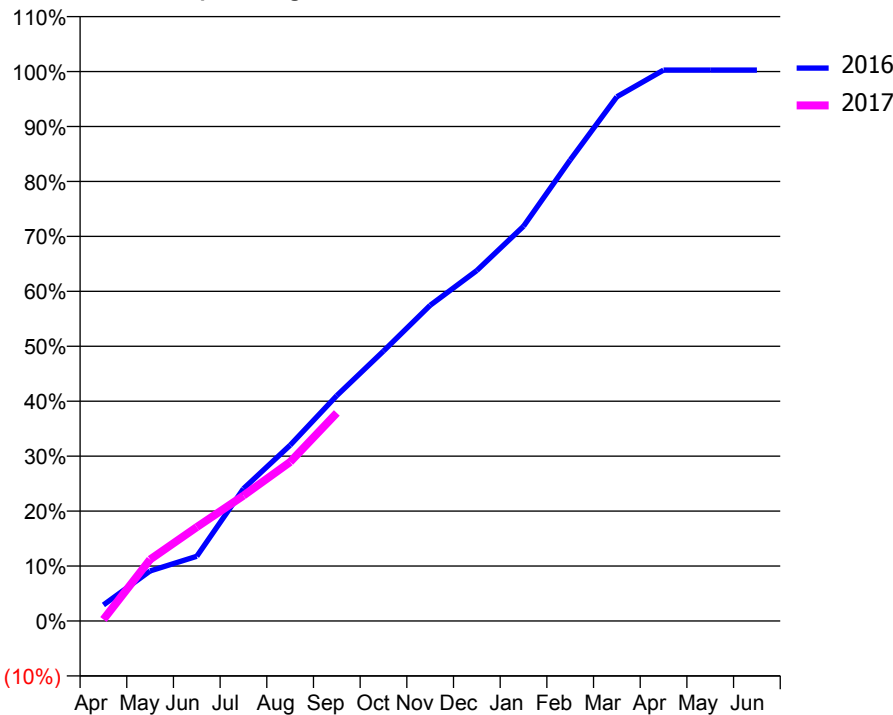
ACCESS*

Patients seen in 24 months	Total	Change since previous quarter
Quarter ending September 2015	6,429	
Quarter ending December 2015	6,401	→
Quarter ending March 2016	6,403	→
Quarter ending June 2016	6,329	↓
Quarter ending September 2016	6,277	→
Variance since September 2015	(2.4%)	↓



ACTIVITY

Cumulative percentage of contracted UDA delivered 2016 & 2017



Month	Adjusted Scheduled Activity (UDA)	
	2016	2017
April	470	43
May	1,462	1,799
June	1,892	2,745
July	3,870	3,664
August	5,139	4,648
September	6,590	6,082
October	7,893	
November	9,230	
December	10,245	
January	11,540	
February	13,476	
March	15,323	
April	16,103	
May	16,103	
June	16,105	

QUALITY

	Quantity	Base Number	Contract	AT	Region	England
% of FP17s for the same patient ID Re-attending within 3 months - Children	19	771	2.5%	10.4%	11.8%	12.4%
% of FP17s for the same patient ID Re-attending within 3 months - Adults	233	3,004	7.8%	16.1%	16.6%	16.7%
% of FP17s for the same patient ID Re-attending between 3 & 9 months - Children	320	771	41.5%	58.5%	60.2%	57.4%
% of FP17s for the same patient ID Re-attending between 3 & 9 months - Adults	1,439	3,004	47.9%	49.6%	52.0%	50.5%
% of FP17s for Band 1 Urgent Courses	181	3,205	5.6%	10.6%	9.4%	9.1%
% of FP17s Relating to Free Repair or Replacements	54	3,205	1.7%	0.9%	0.7%	0.8%
% of FP17s Relating to Continuations	25	3,205	0.8%	1.4%	1.2%	1.3%
% of Patients satisfied with the dentistry they have received	4	4	N/A	93.2%	93.6%	93.2%
% of Patients satisfied with the time they had to wait for an appointment	4	4	N/A	88.6%	89.1%	89.0%

* This is based on patients treated on this contract for their most recent course of treatment. Figures in italics indicate the base number of FP17s or Patient Questionnaire responses are less than 100. N/A is shown where the base number of responses is less than 10 during the period. % is calculated as Quantity/Base number*100

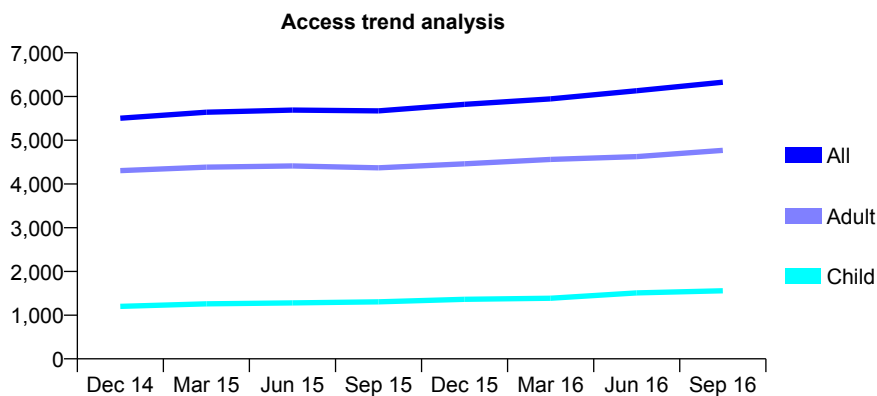
Q66 - Vital Signs At a Glance Contract Report for 174807/0001 - September 2016

Name or company name	Smile Care Paignton Ltd
Contract type name	PDS Plus Contract
Purpose of contract	General
Contract start date	23/07/2012
Contract end date	23/07/2017

16/17 Contracted general activity (UDA)	22,000
Carry forward general activity (UDA)	0
16/17 Contracted orthodontic activity (UOA)	0
Carry forward orthodontic activity (UOA)	0
Baseline contract value	£305,609.40

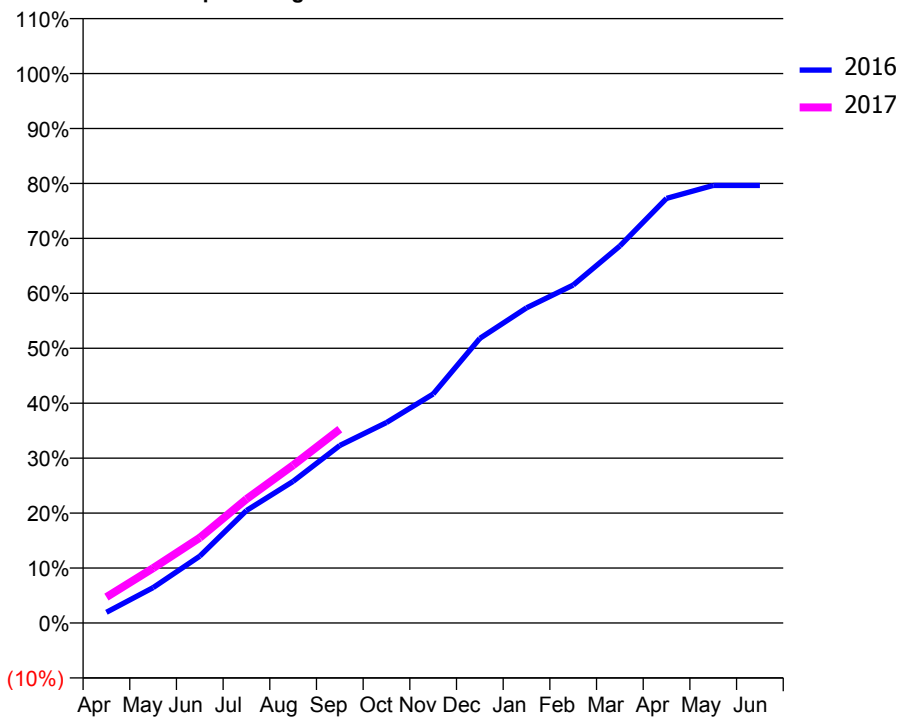
ACCESS*

Patients seen in 24 months	Total	Change since previous quarter
Quarter ending September 2015	5,672	
Quarter ending December 2015	5,821	↑
Quarter ending March 2016	5,946	↑
Quarter ending June 2016	6,131	↑
Quarter ending September 2016	6,326	↑
Variance since September 2015	11.5%	↑



ACTIVITY

Cumulative percentage of contracted UDA delivered 2016 & 2017



Month	Adjusted Scheduled Activity (UDA)	
	2016	2017
April	430	1,040
May	1,415	2,196
June	2,680	3,414
July	4,502	4,964
August	5,672	6,321
September	7,111	7,762
October	8,027	
November	9,168	
December	11,395	
January	12,618	
February	13,533	
March	15,098	
April	17,001	
May	17,518	
June	17,521	

QUALITY

	Quantity	Base Number	Contract	AT	Region	England
% of FP17s for the same patient ID Re-attending within 3 months - Children	112	1,196	9.4%	10.4%	11.8%	12.4%
% of FP17s for the same patient ID Re-attending within 3 months - Adults	818	3,883	21.1%	16.1%	16.6%	16.7%
% of FP17s for the same patient ID Re-attending between 3 & 9 months - Children	431	1,196	36.0%	58.5%	60.2%	57.4%
% of FP17s for the same patient ID Re-attending between 3 & 9 months - Adults	1,396	3,883	36.0%	49.6%	52.0%	50.5%
% of FP17s for Band 1 Urgent Courses	414	3,425	12.1%	10.6%	9.4%	9.1%
% of FP17s Relating to Free Repair or Replacements	54	3,425	1.6%	0.9%	0.7%	0.8%
% of FP17s Relating to Continuations	145	3,425	4.2%	1.4%	1.2%	1.3%
% of Patients satisfied with the dentistry they have received	11	14	78.6%	93.2%	93.6%	93.2%
% of Patients satisfied with the time they had to wait for an appointment	13	14	92.9%	88.6%	89.1%	89.0%

* This is based on patients treated on this contract for their most recent course of treatment. Figures in italics indicate the base number of FP17s or Patient Questionnaire responses are less than 100. N/A is shown where the base number of responses is less than 10 during the period. % is calculated as Quantity/Base number*100

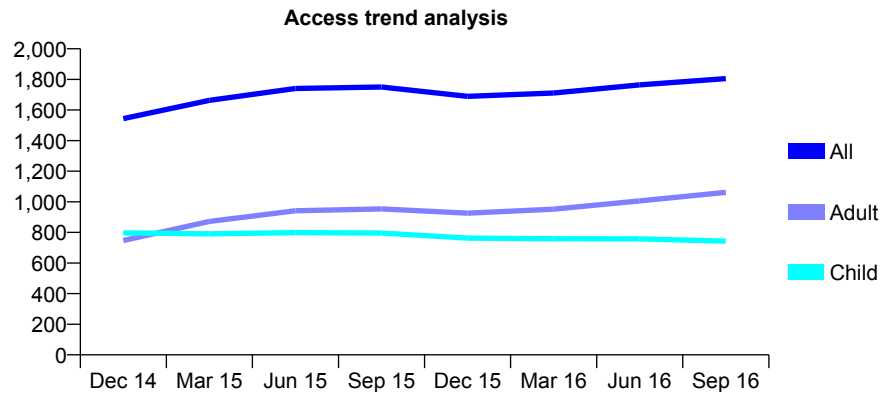
Q66 - Vital Signs At a Glance Contract Report for 174807/0002 - September 2016

Name or company name	Smile Care Paignton Ltd
Contract type name	GDS Contract
Purpose of contract	General
Contract start date	05/11/2012
Contract end date	

16/17 Contracted general activity (UDA)	6,000
Carry forward general activity (UDA)	223
16/17 Contracted orthodontic activity (UOA)	0
Carry forward orthodontic activity (UOA)	0
Baseline contract value	£165,117.49

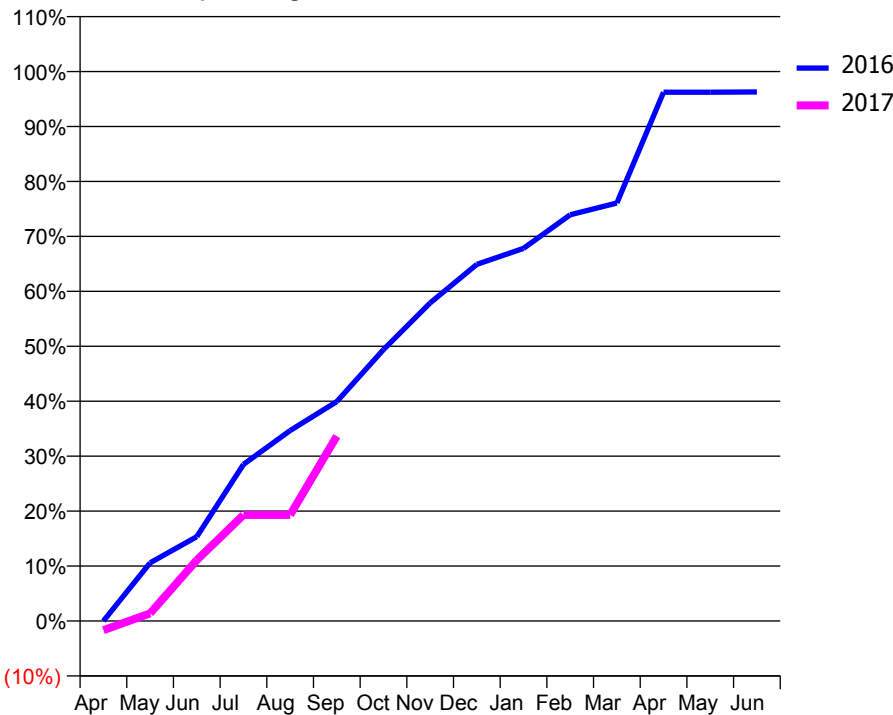
ACCESS*

Patients seen in 24 months	Total	Change since previous quarter
Quarter ending September 2015	1,750	
Quarter ending December 2015	1,689	↓
Quarter ending March 2016	1,711	→
Quarter ending June 2016	1,764	↑
Quarter ending September 2016	1,805	↑
Variance since September 2015	3.1%	↑



ACTIVITY

Cumulative percentage of contracted UDA delivered 2016 & 2017



Month	Adjusted Scheduled Activity (UDA)	
	2016	2017
April	0	-102
May	636	83
June	921	665
July	1,711	1,158
August	2,080	1,158
September	2,396	2,019
October	2,964	
November	3,473	
December	3,894	
January	4,068	
February	4,436	
March	4,563	
April	5,774	
May	5,774	
June	5,777	

QUALITY

	Quantity	Base Number	Contract	AT	Region	England
% of FP17s for the same patient ID Re-attending within 3 months - Children	53	679	7.8%	10.4%	11.8%	12.4%
% of FP17s for the same patient ID Re-attending within 3 months - Adults	78	846	9.2%	16.1%	16.6%	16.7%
% of FP17s for the same patient ID Re-attending between 3 & 9 months - Children	444	679	65.4%	58.5%	60.2%	57.4%
% of FP17s for the same patient ID Re-attending between 3 & 9 months - Adults	307	846	36.3%	49.6%	52.0%	50.5%
% of FP17s for Band 1 Urgent Courses	61	1,104	5.5%	10.6%	9.4%	9.1%
% of FP17s Relating to Free Repair or Replacements	1	1,104	0.1%	0.9%	0.7%	0.8%
% of FP17s Relating to Continuations	12	1,104	1.1%	1.4%	1.2%	1.3%
% of Patients satisfied with the dentistry they have received	0	0	N/A	93.2%	93.6%	93.2%
% of Patients satisfied with the time they had to wait for an appointment	0	0	N/A	88.6%	89.1%	89.0%

* This is based on patients treated on this contract for their most recent course of treatment. Figures in italics indicate the base number of FP17s or Patient Questionnaire responses are less than 100. N/A is shown where the base number of responses is less than 10 during the period. % is calculated as Quantity/Base number*100

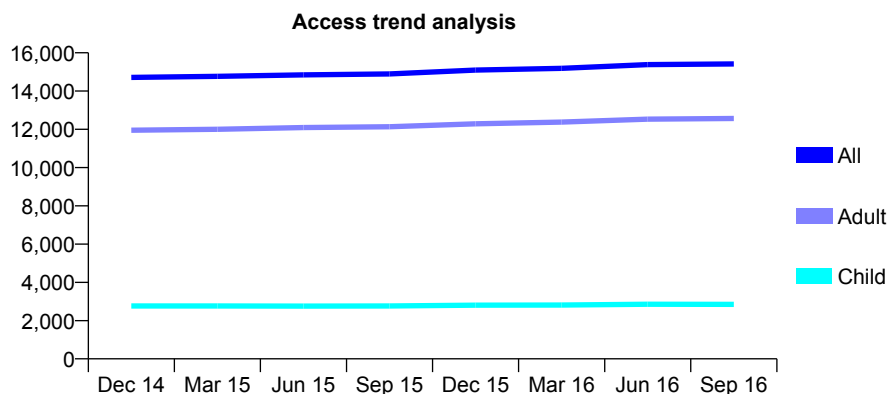
Q66 - Vital Signs At a Glance Contract Report for 175064/0001 - September 2016

Name or company name	Milehouse Dental Care Ltd
Contract type name	GDS Contract
Purpose of contract	General
Contract start date	01/09/2012
Contract end date	

16/17 Contracted general activity (UDA)	40,396
Carry forward general activity (UDA)	584
16/17 Contracted orthodontic activity (UOA)	0
Carry forward orthodontic activity (UOA)	0
Baseline contract value	£1,069,545.57

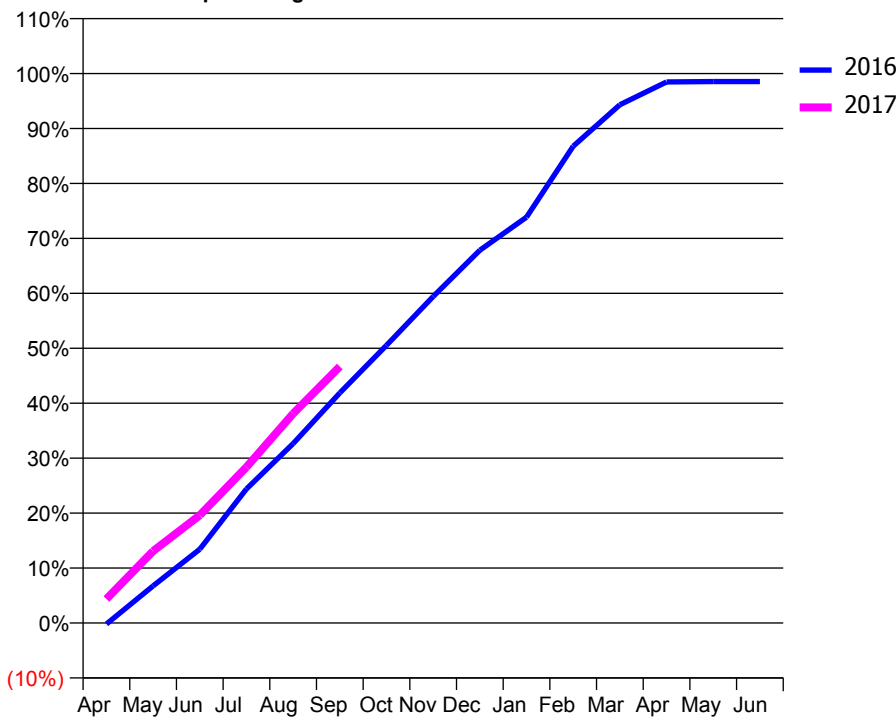
ACCESS*

Patients seen in 24 months	Total	Change since previous quarter
Quarter ending September 2015	14,898	
Quarter ending December 2015	15,095	→
Quarter ending March 2016	15,186	→
Quarter ending June 2016	15,385	→
Quarter ending September 2016	15,415	→
Variance since September 2015	3.5%	↑



ACTIVITY

Cumulative percentage of contracted UDA delivered 2016 & 2017



Month	Adjusted Scheduled Activity (UDA)	
	2016	2017
April	-86	1,765
May	2,729	5,287
June	5,426	7,926
July	9,861	11,465
August	13,194	15,394
September	16,911	18,854
October	20,413	
November	24,001	
December	27,405	
January	29,832	
February	35,046	
March	38,097	
April	39,776	
May	39,805	
June	39,808	

QUALITY

	Quantity	Base Number	Contract	AT	Region	England
% of FP17s for the same patient ID Re-attending within 3 months - Children	143	2,663	5.4%	10.4%	11.8%	12.4%
% of FP17s for the same patient ID Re-attending within 3 months - Adults	1,496	8,915	16.8%	16.1%	16.6%	16.7%
% of FP17s for the same patient ID Re-attending between 3 & 9 months - Children	1,971	2,663	74.0%	58.5%	60.2%	57.4%
% of FP17s for the same patient ID Re-attending between 3 & 9 months - Adults	3,315	8,915	37.2%	49.6%	52.0%	50.5%
% of FP17s for Band 1 Urgent Courses	631	10,588	6.0%	10.6%	9.4%	9.1%
% of FP17s Relating to Free Repair or Replacements	74	10,588	0.7%	0.9%	0.7%	0.8%
% of FP17s Relating to Continuations	104	10,588	1.0%	1.4%	1.2%	1.3%
% of Patients satisfied with the dentistry they have received	22	23	95.7%	93.2%	93.6%	93.2%
% of Patients satisfied with the time they had to wait for an appointment	22	23	95.7%	88.6%	89.1%	89.0%

* This is based on patients treated on this contract for their most recent course of treatment. Figures in italics indicate the base number of FP17s or Patient Questionnaire responses are less than 100. N/A is shown where the base number of responses is less than 10 during the period. % is calculated as Quantity/Base number*100

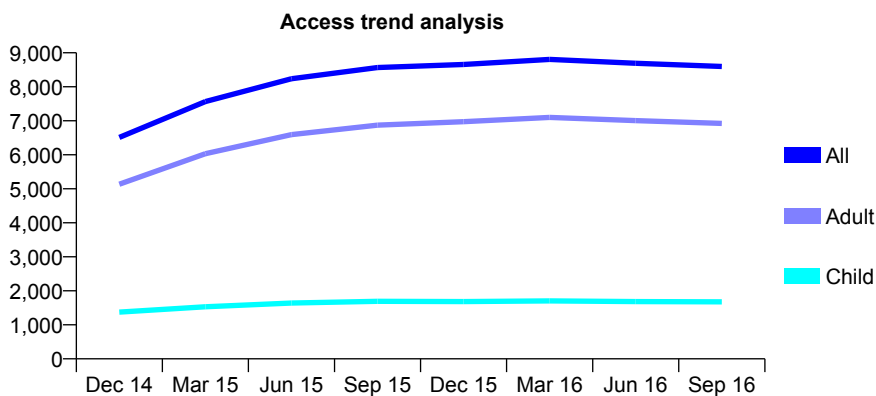
Q66 - Vital Signs At a Glance Contract Report for 175617/0001 - September 2016

Name or company name	Mr J Nuttall & Dr T Hodges
Contract type name	GDS Contract
Purpose of contract	General
Contract start date	01/04/2014
Contract end date	

16/17 Contracted general activity (UDA)	21,000
Carry forward general activity (UDA)	433
16/17 Contracted orthodontic activity (UOA)	0
Carry forward orthodontic activity (UOA)	0
Baseline contract value	£530,195.47

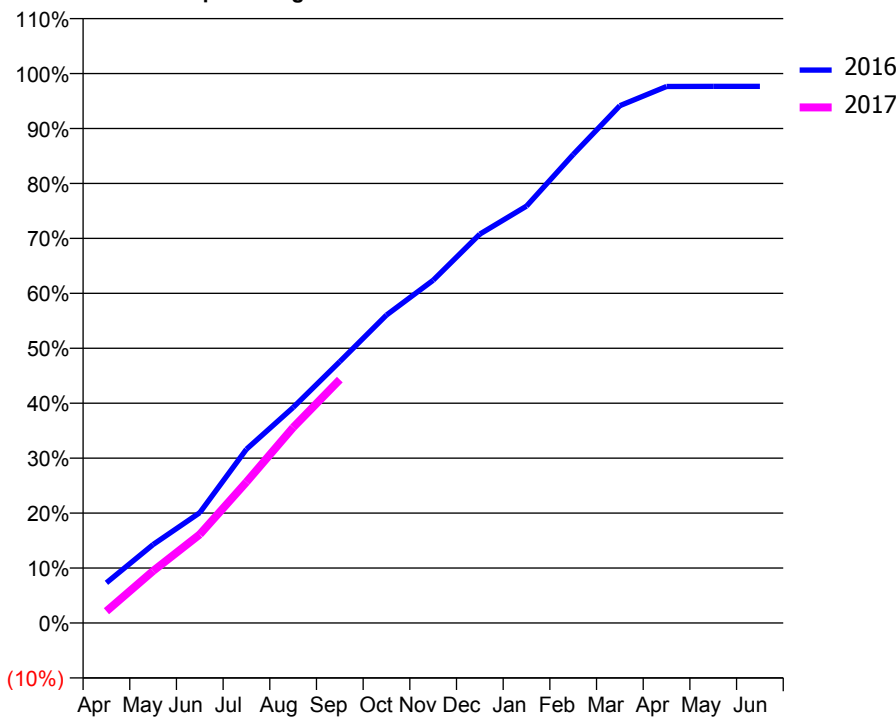
ACCESS*

Patients seen in 24 months	Total	Change since previous quarter
Quarter ending September 2015	8,566	
Quarter ending December 2015	8,658	→
Quarter ending March 2016	8,804	→
Quarter ending June 2016	8,691	↓
Quarter ending September 2016	8,599	↓
Variance since September 2015	0.4%	→



ACTIVITY

Cumulative percentage of contracted UDA delivered 2016 & 2017



Month	Adjusted Scheduled Activity (UDA)	
	2016	2017
April	1,538	453
May	2,997	1,991
June	4,217	3,388
July	6,642	5,391
August	8,239	7,474
September	9,993	9,301
October	11,771	
November	13,102	
December	14,861	
January	15,931	
February	17,904	
March	19,772	
April	20,505	
May	20,511	
June	20,511	

QUALITY

	Quantity	Base Number	Contract	AT	Region	England
% of FP17s for the same patient ID Re-attending within 3 months - Children	50	1,173	4.3%	10.4%	11.8%	12.4%
% of FP17s for the same patient ID Re-attending within 3 months - Adults	788	4,776	16.5%	16.1%	16.6%	16.7%
% of FP17s for the same patient ID Re-attending between 3 & 9 months - Children	629	1,173	53.6%	58.5%	60.2%	57.4%
% of FP17s for the same patient ID Re-attending between 3 & 9 months - Adults	2,134	4,776	44.7%	49.6%	52.0%	50.5%
% of FP17s for Band 1 Urgent Courses	417	4,766	8.7%	10.6%	9.4%	9.1%
% of FP17s Relating to Free Repair or Replacements	48	4,766	1.0%	0.9%	0.7%	0.8%
% of FP17s Relating to Continuations	42	4,766	0.9%	1.4%	1.2%	1.3%
% of Patients satisfied with the dentistry they have received	14	15	93.3%	93.2%	93.6%	93.2%
% of Patients satisfied with the time they had to wait for an appointment	13	15	86.7%	88.6%	89.1%	89.0%

* This is based on patients treated on this contract for their most recent course of treatment. Figures in italics indicate the base number of FP17s or Patient Questionnaire responses are less than 100. N/A is shown where the base number of responses is less than 10 during the period. % is calculated as Quantity/Base number*100

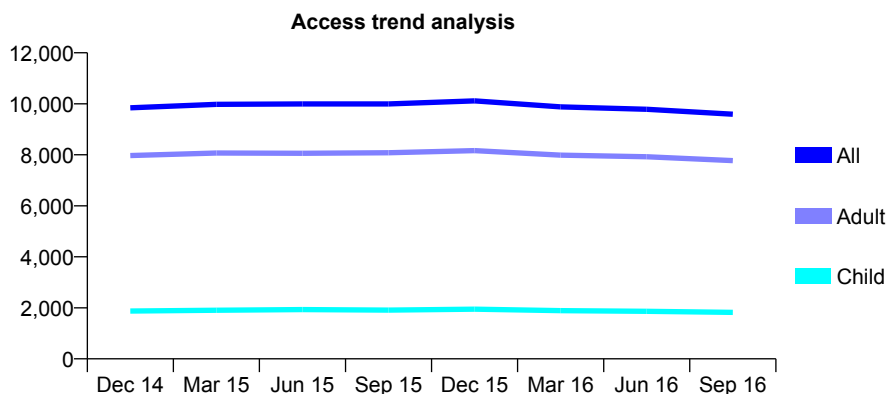
Q66 - Vital Signs At a Glance Contract Report for 175986/0001 - September 2016

Name or company name	DEN DENTAL GROUP PRACTICE LLP
Contract type name	GDS Contract
Purpose of contract	General
Contract start date	01/06/2011
Contract end date	

16/17 Contracted general activity (UDA)	26,014
Carry forward general activity (UDA)	-172
16/17 Contracted orthodontic activity (UOA)	0
Carry forward orthodontic activity (UOA)	0
Baseline contract value	£820,420.44

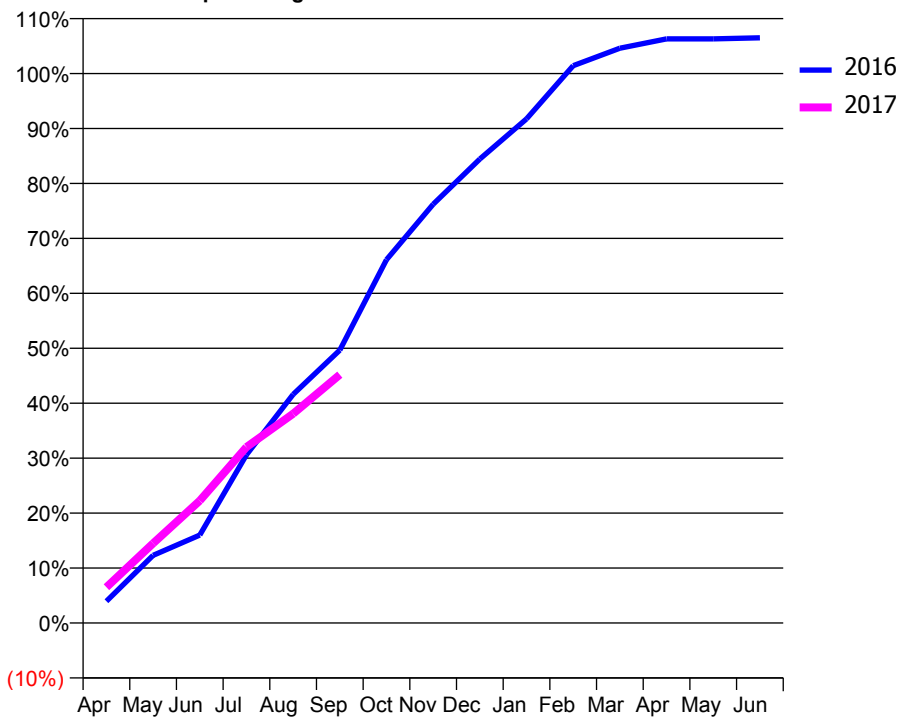
ACCESS*

Patients seen in 24 months	Total	Change since previous quarter
Quarter ending September 2015	9,993	
Quarter ending December 2015	10,115	→
Quarter ending March 2016	9,878	↓
Quarter ending June 2016	9,788	→
Quarter ending September 2016	9,593	↓
Variance since September 2015	(4.0%)	↓



ACTIVITY

Cumulative percentage of contracted UDA delivered 2016 & 2017



QUALITY

	Quantity	Base Number	Contract	AT	Region	England
% of FP17s for the same patient ID Re-attending within 3 months - Children	74	1,097	6.7%	10.4%	11.8%	12.4%
% of FP17s for the same patient ID Re-attending within 3 months - Adults	723	5,025	14.4%	16.1%	16.6%	16.7%
% of FP17s for the same patient ID Re-attending between 3 & 9 months - Children	560	1,097	51.0%	58.5%	60.2%	57.4%
% of FP17s for the same patient ID Re-attending between 3 & 9 months - Adults	2,631	5,025	52.4%	49.6%	52.0%	50.5%
% of FP17s for Band 1 Urgent Courses	603	5,865	10.3%	10.6%	9.4%	9.1%
% of FP17s Relating to Free Repair or Replacements	46	5,865	0.8%	0.9%	0.7%	0.8%
% of FP17s Relating to Continuations	38	5,865	0.6%	1.4%	1.2%	1.3%
% of Patients satisfied with the dentistry they have received	11	12	91.7%	93.2%	93.6%	93.2%
% of Patients satisfied with the time they had to wait for an appointment	8	12	66.7%	88.6%	89.1%	89.0%

* This is based on patients treated on this contract for their most recent course of treatment. Figures in italics indicate the base number of FP17s or Patient Questionnaire responses are less than 100. N/A is shown where the base number of responses is less than 10 during the period. % is calculated as Quantity/Base number*100

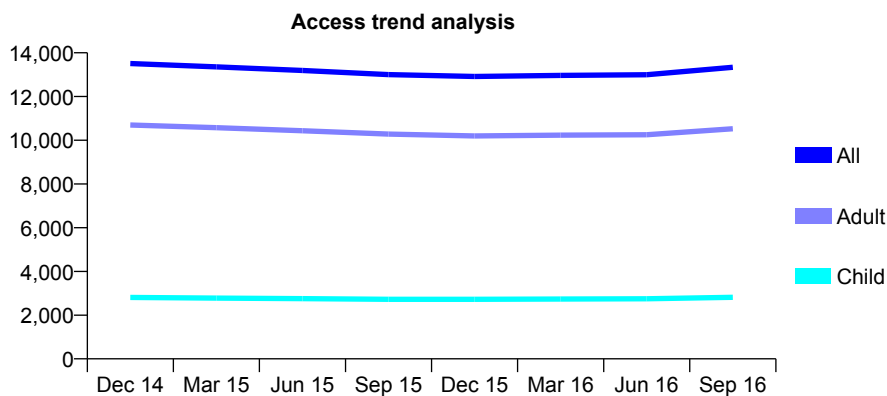
Q66 - Vital Signs At a Glance Contract Report for 175986/0002 - September 2016

Name or company name	DEN DENTAL GROUP PRACTICE LLP
Contract type name	GDS Contract
Purpose of contract	General
Contract start date	01/06/2011
Contract end date	

16/17 Contracted general activity (UDA)	34,870
Carry forward general activity (UDA)	577
16/17 Contracted orthodontic activity (UOA)	0
Carry forward orthodontic activity (UOA)	0
Baseline contract value	£1,059,945.14

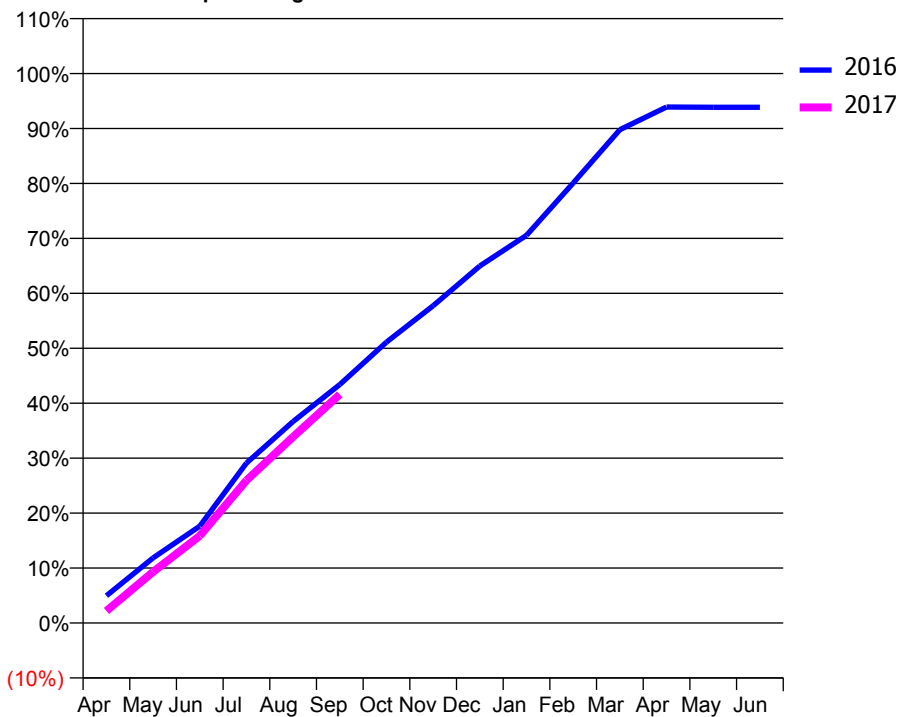
ACCESS*

Patients seen in 24 months	Total	Change since previous quarter
Quarter ending September 2015	13,003	
Quarter ending December 2015	12,919	→
Quarter ending March 2016	12,967	→
Quarter ending June 2016	12,998	→
Quarter ending September 2016	13,337	↑
Variance since September 2015	2.6%	↑



ACTIVITY

Cumulative percentage of contracted UDA delivered 2016 & 2017



Month	Adjusted Scheduled Activity (UDA)	
	2016	2017
April	1,729	767
May	4,135	3,243
June	6,145	5,534
July	10,150	9,048
August	12,788	11,820
September	15,130	14,505
October	17,828	
November	20,132	
December	22,654	
January	24,604	
February	27,924	
March	31,308	
April	32,745	
May	32,723	
June	32,723	

QUALITY

	Quantity	Base Number	Contract	AT	Region	England
% of FP17s for the same patient ID Re-attending within 3 months - Children	120	1,955	6.1%	10.4%	11.8%	12.4%
% of FP17s for the same patient ID Re-attending within 3 months - Adults	1,357	7,632	17.8%	16.1%	16.6%	16.7%
% of FP17s for the same patient ID Re-attending between 3 & 9 months - Children	875	1,955	44.8%	58.5%	60.2%	57.4%
% of FP17s for the same patient ID Re-attending between 3 & 9 months - Adults	3,476	7,632	45.5%	49.6%	52.0%	50.5%
% of FP17s for Band 1 Urgent Courses	1,011	8,814	11.5%	10.6%	9.4%	9.1%
% of FP17s Relating to Free Repair or Replacements	163	8,814	1.8%	0.9%	0.7%	0.8%
% of FP17s Relating to Continuations	76	8,814	0.9%	1.4%	1.2%	1.3%
% of Patients satisfied with the dentistry they have received	17	17	100.0%	93.2%	93.6%	93.2%
% of Patients satisfied with the time they had to wait for an appointment	17	17	100.0%	88.6%	89.1%	89.0%

* This is based on patients treated on this contract for their most recent course of treatment. Figures in italics indicate the base number of FP17s or Patient Questionnaire responses are less than 100. N/A is shown where the base number of responses is less than 10 during the period. % is calculated as Quantity/Base number*100

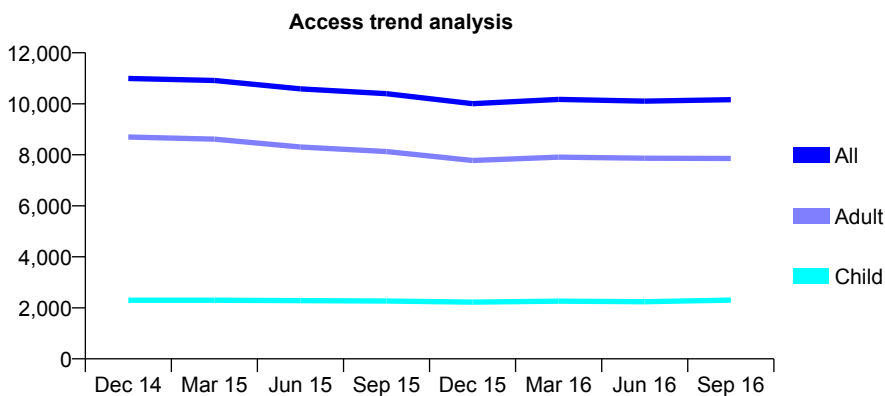
Q66 - Vital Signs At a Glance Contract Report for 175986/0004 - September 2016

Name or company name	DEN DENTAL GROUP PRACTICE LLP
Contract type name	GDS Contract
Purpose of contract	General
Contract start date	01/06/2011
Contract end date	

16/17 Contracted general activity (UDA)	28,374
Carry forward general activity (UDA)	0
16/17 Contracted orthodontic activity (UOA)	0
Carry forward orthodontic activity (UOA)	0
Baseline contract value	£776,041.81

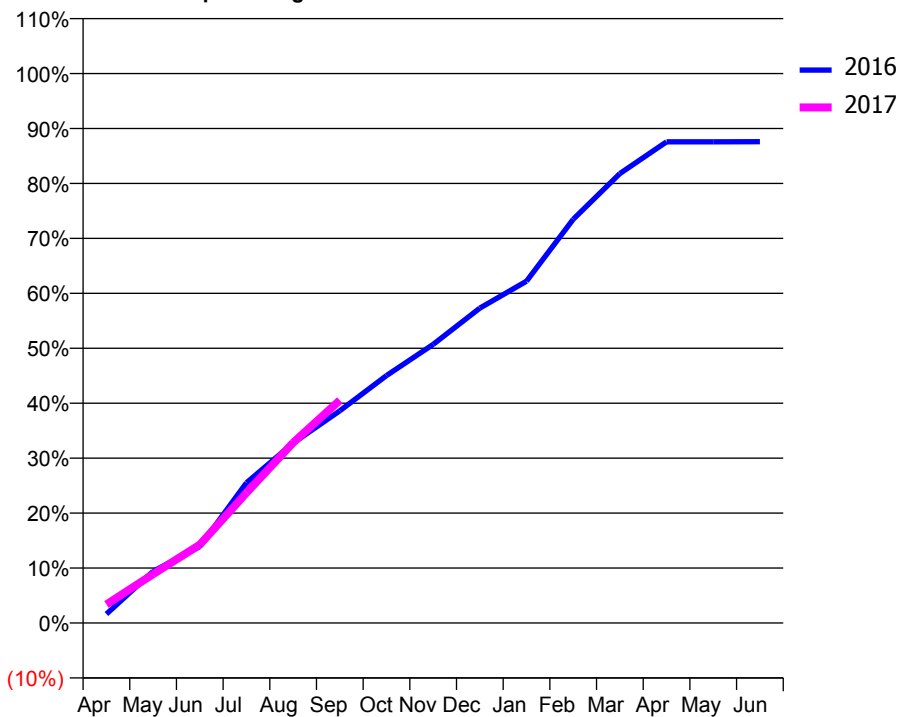
ACCESS*

Patients seen in 24 months	Total	Change since previous quarter
Quarter ending September 2015	10,396	
Quarter ending December 2015	10,003	↓
Quarter ending March 2016	10,172	→
Quarter ending June 2016	10,104	→
Quarter ending September 2016	10,162	→
Variance since September 2015	(2.3%)	↓



ACTIVITY

Cumulative percentage of contracted UDA delivered 2016 & 2017



Adjusted Scheduled Activity (UDA)

Month	2016	2017
April	464	960
May	2,670	2,527
June	3,948	4,047
July	7,238	6,724
August	9,292	9,311
September	10,956	11,504
October	12,779	
November	14,390	
December	16,258	
January	17,653	
February	20,844	
March	23,208	
April	24,846	
May	24,850	
June	24,851	

QUALITY

	Quantity	Base Number	Contract	AT	Region	England
% of FP17s for the same patient ID Re-attending within 3 months - Children	123	1,665	7.4%	10.4%	11.8%	12.4%
% of FP17s for the same patient ID Re-attending within 3 months - Adults	628	5,229	12.0%	16.1%	16.6%	16.7%
% of FP17s for the same patient ID Re-attending between 3 & 9 months - Children	803	1,665	48.2%	58.5%	60.2%	57.4%
% of FP17s for the same patient ID Re-attending between 3 & 9 months - Adults	2,459	5,229	47.0%	49.6%	52.0%	50.5%
% of FP17s for Band 1 Urgent Courses	486	6,112	8.0%	10.6%	9.4%	9.1%
% of FP17s Relating to Free Repair or Replacements	51	6,112	0.8%	0.9%	0.7%	0.8%
% of FP17s Relating to Continuations	33	6,112	0.5%	1.4%	1.2%	1.3%
% of Patients satisfied with the dentistry they have received	3	4	N/A	93.2%	93.6%	93.2%
% of Patients satisfied with the time they had to wait for an appointment	3	4	N/A	88.6%	89.1%	89.0%

* This is based on patients treated on this contract for their most recent course of treatment. Figures in italics indicate the base number of FP17s or Patient Questionnaire responses are less than 100. N/A is shown where the base number of responses is less than 10 during the period. % is calculated as Quantity/Base number*100

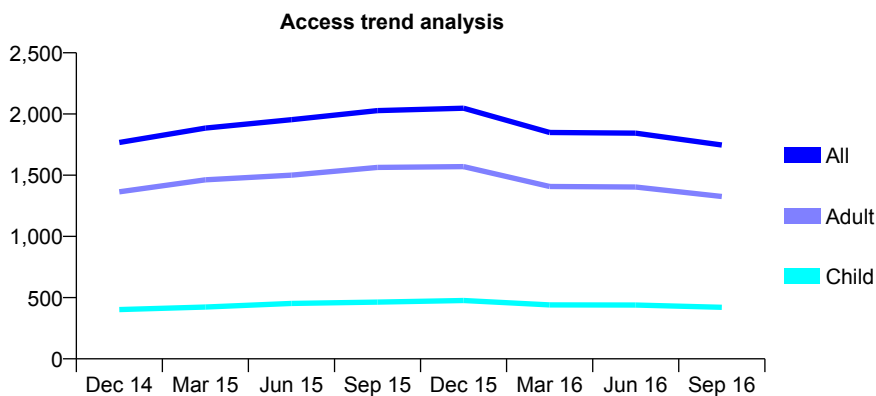
Q66 - Vital Signs At a Glance Contract Report for 175986/0005 - September 2016

Name or company name	DEN DENTAL GROUP PRACTICE LLP
Contract type name	GDS Contract
Purpose of contract	General
Contract start date	01/06/2011
Contract end date	

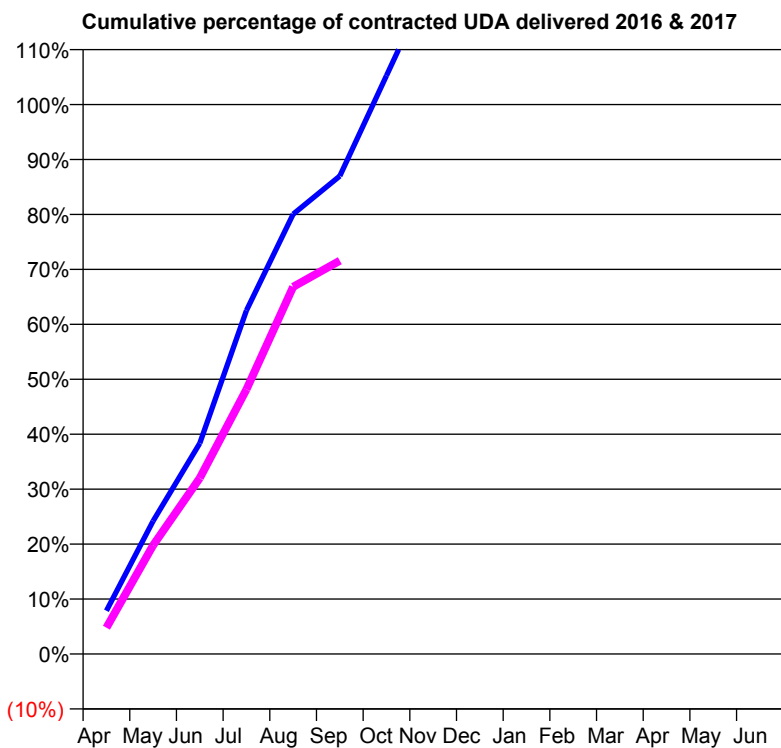
16/17 Contracted general activity (UDA)	2,676
Carry forward general activity (UDA)	-9
16/17 Contracted orthodontic activity (UOA)	0
Carry forward orthodontic activity (UOA)	0
Baseline contract value	£69,816.37

ACCESS*

Patients seen in 24 months	Total	Change since previous quarter
Quarter ending September 2015	2,028	
Quarter ending December 2015	2,047	→
Quarter ending March 2016	1,849	↓
Quarter ending June 2016	1,844	→
Quarter ending September 2016	1,747	↓
Variance since September 2015	(13.9%)	↓



ACTIVITY



Month	Adjusted Scheduled Activity (UDA)	
	2016	2017
April	211	128
May	648	530
June	1,027	857
July	1,673	1,289
August	2,142	1,788
September	2,328	1,915
October	2,816	
November	3,303	
December	3,739	
January	3,863	
February	4,000	
March	4,179	
April	4,348	
May	4,384	
June	4,387	

QUALITY

	Quantity	Base Number	Contract	AT	Region	England
% of FP17s for the same patient ID Re-attending within 3 months - Children	4	307	1.3%	10.4%	11.8%	12.4%
% of FP17s for the same patient ID Re-attending within 3 months - Adults	41	755	5.4%	16.1%	16.6%	16.7%
% of FP17s for the same patient ID Re-attending between 3 & 9 months - Children	162	307	52.8%	58.5%	60.2%	57.4%
% of FP17s for the same patient ID Re-attending between 3 & 9 months - Adults	380	755	50.3%	49.6%	52.0%	50.5%
% of FP17s for Band 1 Urgent Courses	36	927	3.9%	10.6%	9.4%	9.1%
% of FP17s Relating to Free Repair or Replacements	14	927	1.5%	0.9%	0.7%	0.8%
% of FP17s Relating to Continuations	4	927	0.4%	1.4%	1.2%	1.3%
% of Patients satisfied with the dentistry they have received	1	1	N/A	93.2%	93.6%	93.2%
% of Patients satisfied with the time they had to wait for an appointment	0	1	N/A	88.6%	89.1%	89.0%

* This is based on patients treated on this contract for their most recent course of treatment. Figures in italics indicate the base number of FP17s or Patient Questionnaire responses are less than 100. N/A is shown where the base number of responses is less than 10 during the period. % is calculated as Quantity/Base number*100

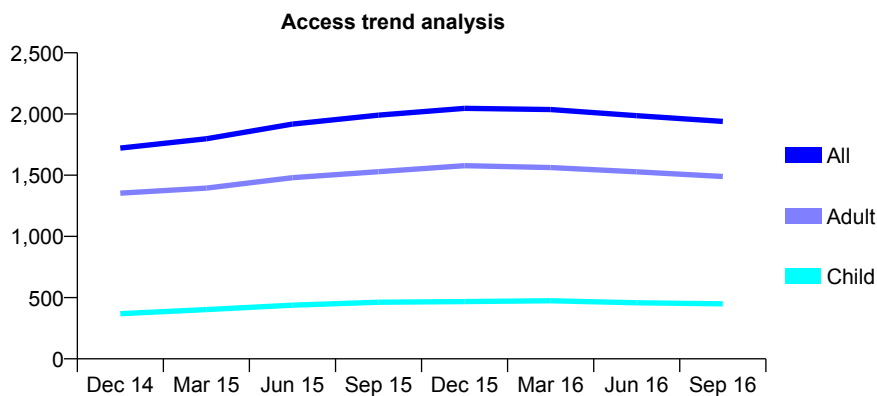
Q66 - Vital Signs At a Glance Contract Report for 175986/0006 - September 2016

Name or company name	DEN DENTAL GROUP PRACTICE LLP
Contract type name	GDS Contract
Purpose of contract	General
Contract start date	01/06/2011
Contract end date	

16/17 Contracted general activity (UDA)	4,500
Carry forward general activity (UDA)	-90
16/17 Contracted orthodontic activity (UOA)	0
Carry forward orthodontic activity (UOA)	0
Baseline contract value	£118,242.04

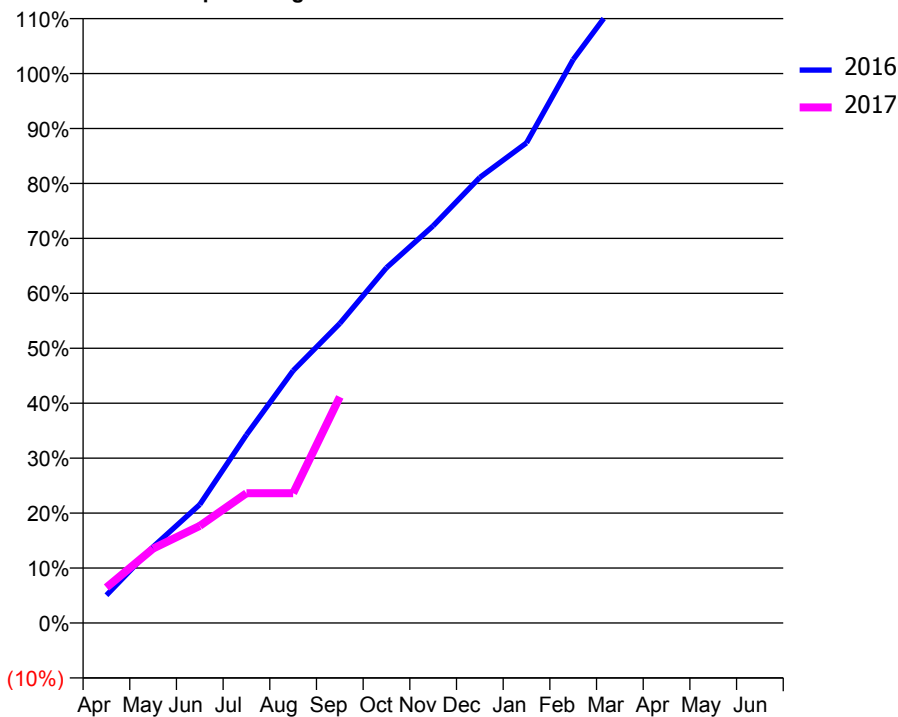
ACCESS*

Patients seen in 24 months	Total	Change since previous quarter
Quarter ending September 2015	1,991	
Quarter ending December 2015	2,046	↑
Quarter ending March 2016	2,037	→
Quarter ending June 2016	1,986	↓
Quarter ending September 2016	1,939	↓
Variance since September 2015	(2.6%)	↓



ACTIVITY

Cumulative percentage of contracted UDA delivered 2016 & 2017



Month	Adjusted Scheduled Activity (UDA)	
	2016	2017
April	228	291
May	624	610
June	970	796
July	1,542	1,063
August	2,066	1,063
September	2,453	1,852
October	2,910	
November	3,252	
December	3,649	
January	3,931	
February	4,614	
March	5,126	
April	5,337	
May	5,337	
June	5,337	

QUALITY

	Quantity	Base Number	Contract	AT	Region	England
% of FP17s for the same patient ID Re-attending within 3 months - Children	20	276	7.2%	10.4%	11.8%	12.4%
% of FP17s for the same patient ID Re-attending within 3 months - Adults	113	921	12.3%	16.1%	16.6%	16.7%
% of FP17s for the same patient ID Re-attending between 3 & 9 months - Children	171	276	62.0%	58.5%	60.2%	57.4%
% of FP17s for the same patient ID Re-attending between 3 & 9 months - Adults	577	921	62.6%	49.6%	52.0%	50.5%
% of FP17s for Band 1 Urgent Courses	58	1,085	5.3%	10.6%	9.4%	9.1%
% of FP17s Relating to Free Repair or Replacements	5	1,085	0.5%	0.9%	0.7%	0.8%
% of FP17s Relating to Continuations	2	1,085	0.2%	1.4%	1.2%	1.3%
% of Patients satisfied with the dentistry they have received	3	3	N/A	93.2%	93.6%	93.2%
% of Patients satisfied with the time they had to wait for an appointment	3	3	N/A	88.6%	89.1%	89.0%

* This is based on patients treated on this contract for their most recent course of treatment. Figures in italics indicate the base number of FP17s or Patient Questionnaire responses are less than 100. N/A is shown where the base number of responses is less than 10 during the period. % is calculated as Quantity/Base number*100

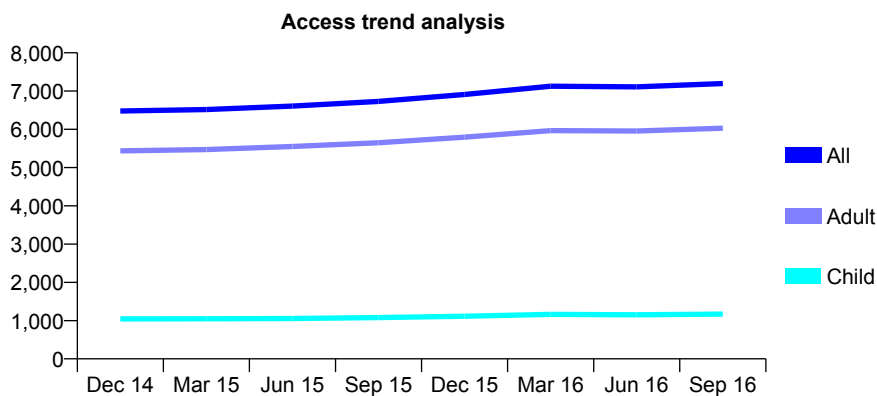
Q66 - Vital Signs At a Glance Contract Report for 175986/0007 - September 2016

Name or company name	DEN DENTAL GROUP PRACTICE LLP
Contract type name	PDS Plus Contract
Purpose of contract	General
Contract start date	01/06/2011
Contract end date	30/06/2020

16/17 Contracted general activity (UDA)	24,000
Carry forward general activity (UDA)	0
16/17 Contracted orthodontic activity (UOA)	0
Carry forward orthodontic activity (UOA)	0
Baseline contract value	£348,765.21

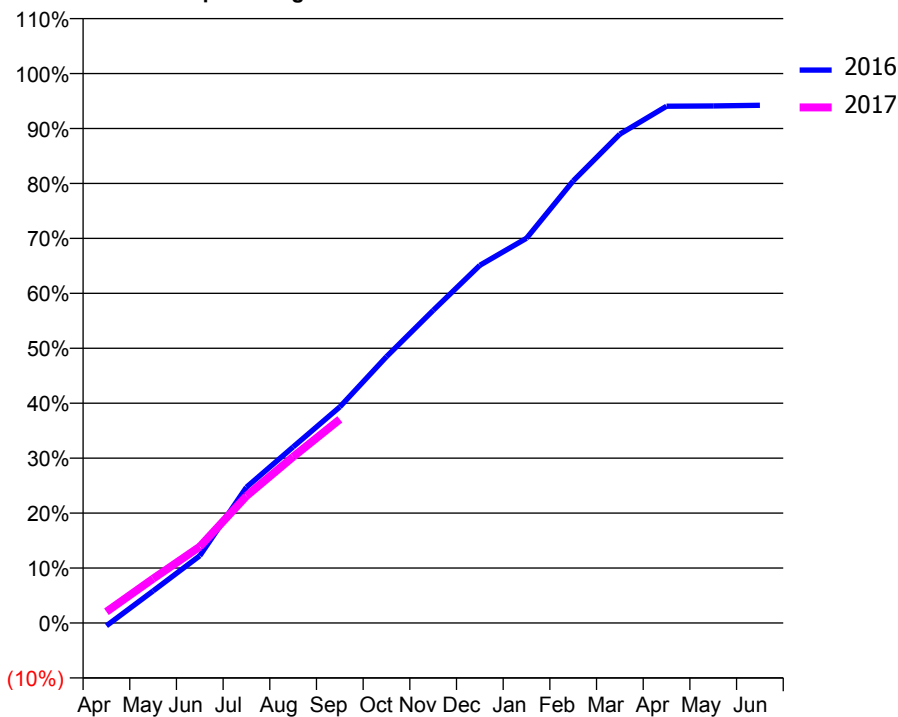
ACCESS*

Patients seen in 24 months	Total	Change since previous quarter
Quarter ending September 2015	6,729	
Quarter ending December 2015	6,910	↑
Quarter ending March 2016	7,128	↑
Quarter ending June 2016	7,110	→
Quarter ending September 2016	7,198	→
Variance since September 2015	7.0%	↑



ACTIVITY

Cumulative percentage of contracted UDA delivered 2016 & 2017



Adjusted Scheduled Activity (UDA)

Month	2016	2017
April	-126	492
May	1,402	1,934
June	2,936	3,336
July	5,934	5,549
August	7,692	7,258
September	9,441	8,895
October	11,631	
November	13,654	
December	15,622	
January	16,805	
February	19,312	
March	21,351	
April	22,570	
May	22,581	
June	22,610	

QUALITY

	Quantity	Base Number	Contract	AT	Region	England
% of FP17s for the same patient ID Re-attending within 3 months - Children	62	869	7.1%	10.4%	11.8%	12.4%
% of FP17s for the same patient ID Re-attending within 3 months - Adults	584	4,166	14.0%	16.1%	16.6%	16.7%
% of FP17s for the same patient ID Re-attending between 3 & 9 months - Children	533	869	61.3%	58.5%	60.2%	57.4%
% of FP17s for the same patient ID Re-attending between 3 & 9 months - Adults	2,437	4,166	58.5%	49.6%	52.0%	50.5%
% of FP17s for Band 1 Urgent Courses	474	4,440	10.7%	10.6%	9.4%	9.1%
% of FP17s Relating to Free Repair or Replacements	58	4,440	1.3%	0.9%	0.7%	0.8%
% of FP17s Relating to Continuations	21	4,440	0.5%	1.4%	1.2%	1.3%
% of Patients satisfied with the dentistry they have received	21	23	91.3%	93.2%	93.6%	93.2%
% of Patients satisfied with the time they had to wait for an appointment	20	23	87.0%	88.6%	89.1%	89.0%

* This is based on patients treated on this contract for their most recent course of treatment. Figures in italics indicate the base number of FP17s or Patient Questionnaire responses are less than 100. N/A is shown where the base number of responses is less than 10 during the period. % is calculated as Quantity/Base number*100

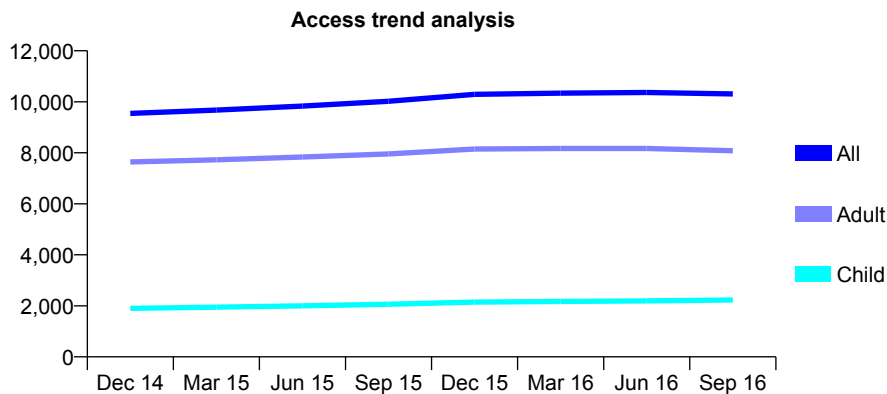
Q66 - Vital Signs At a Glance Contract Report for 175986/0008 - September 2016

Name or company name	DEN DENTAL GROUP PRACTICE LLP
Contract type name	PDS Plus Contract
Purpose of contract	General
Contract start date	01/06/2011
Contract end date	30/06/2020

16/17 Contracted general activity (UDA)	27,000
Carry forward general activity (UDA)	246
16/17 Contracted orthodontic activity (UOA)	0
Carry forward orthodontic activity (UOA)	0
Baseline contract value	£392,361.85

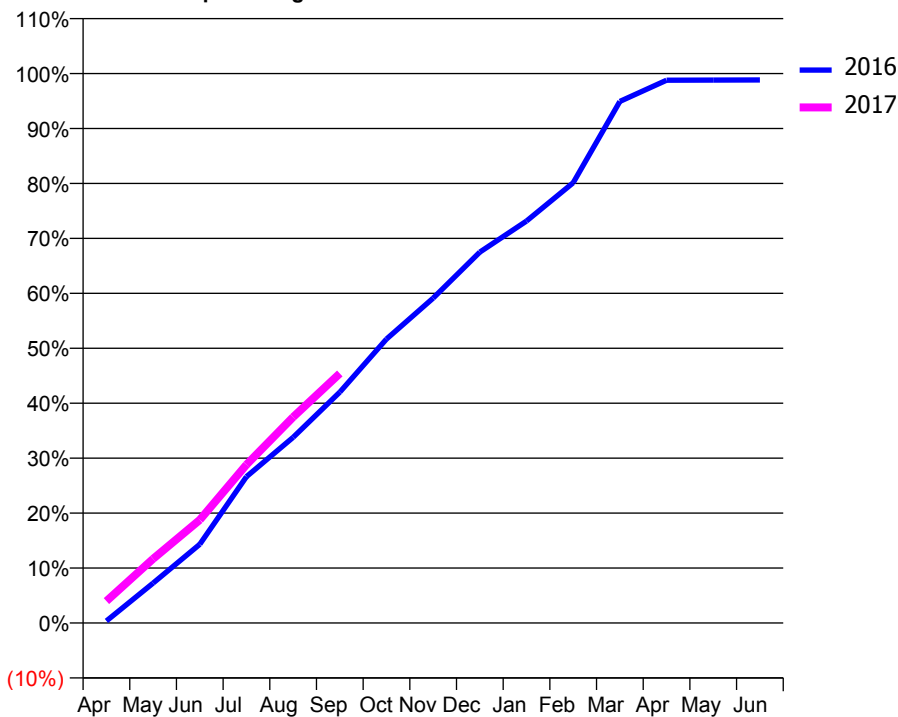
ACCESS*

Patients seen in 24 months	Total	Change since previous quarter
Quarter ending September 2015	10,019	
Quarter ending December 2015	10,295	↑
Quarter ending March 2016	10,340	→
Quarter ending June 2016	10,366	→
Quarter ending September 2016	10,310	→
Variance since September 2015	2.9%	↑



ACTIVITY

Cumulative percentage of contracted UDA delivered 2016 & 2017



Month	Adjusted Scheduled Activity (UDA)	
	2016	2017
April	102	1,077
May	1,959	3,152
June	3,866	5,067
July	7,193	7,781
August	9,125	10,118
September	11,345	12,264
October	13,949	
November	15,966	
December	18,222	
January	19,751	
February	21,630	
March	25,631	
April	26,672	
May	26,678	
June	26,681	

QUALITY

	Quantity	Base Number	Contract	AT	Region	England
% of FP17s for the same patient ID Re-attending within 3 months - Children	89	1,719	5.2%	10.4%	11.8%	12.4%
% of FP17s for the same patient ID Re-attending within 3 months - Adults	702	6,037	11.6%	16.1%	16.6%	16.7%
% of FP17s for the same patient ID Re-attending between 3 & 9 months - Children	1,156	1,719	67.2%	58.5%	60.2%	57.4%
% of FP17s for the same patient ID Re-attending between 3 & 9 months - Adults	3,880	6,037	64.3%	49.6%	52.0%	50.5%
% of FP17s for Band 1 Urgent Courses	527	7,178	7.3%	10.6%	9.4%	9.1%
% of FP17s Relating to Free Repair or Replacements	58	7,178	0.8%	0.9%	0.7%	0.8%
% of FP17s Relating to Continuations	50	7,178	0.7%	1.4%	1.2%	1.3%
% of Patients satisfied with the dentistry they have received	49	52	94.2%	93.2%	93.6%	93.2%
% of Patients satisfied with the time they had to wait for an appointment	46	52	88.5%	88.6%	89.1%	89.0%

* This is based on patients treated on this contract for their most recent course of treatment. Figures in italics indicate the base number of FP17s or Patient Questionnaire responses are less than 100. N/A is shown where the base number of responses is less than 10 during the period. % is calculated as Quantity/Base number*100

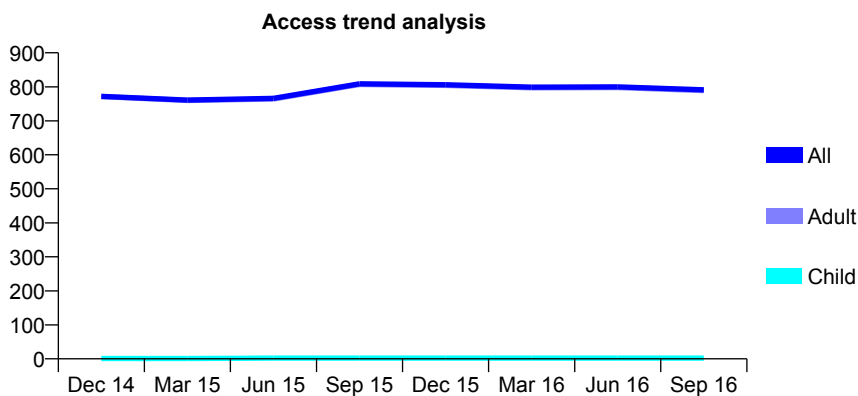
Q66 - Vital Signs At a Glance Contract Report for 175986/0009 - September 2016

Name or company name	DEN DENTAL GROUP PRACTICE LLP
Contract type name	PDS Contract
Purpose of contract	General
Contract start date	01/06/2012
Contract end date	31/05/2022

16/17 Contracted general activity (UDA)	3,000
Carry forward general activity (UDA)	0
16/17 Contracted orthodontic activity (UOA)	0
Carry forward orthodontic activity (UOA)	0
Baseline contract value	£185,217.83

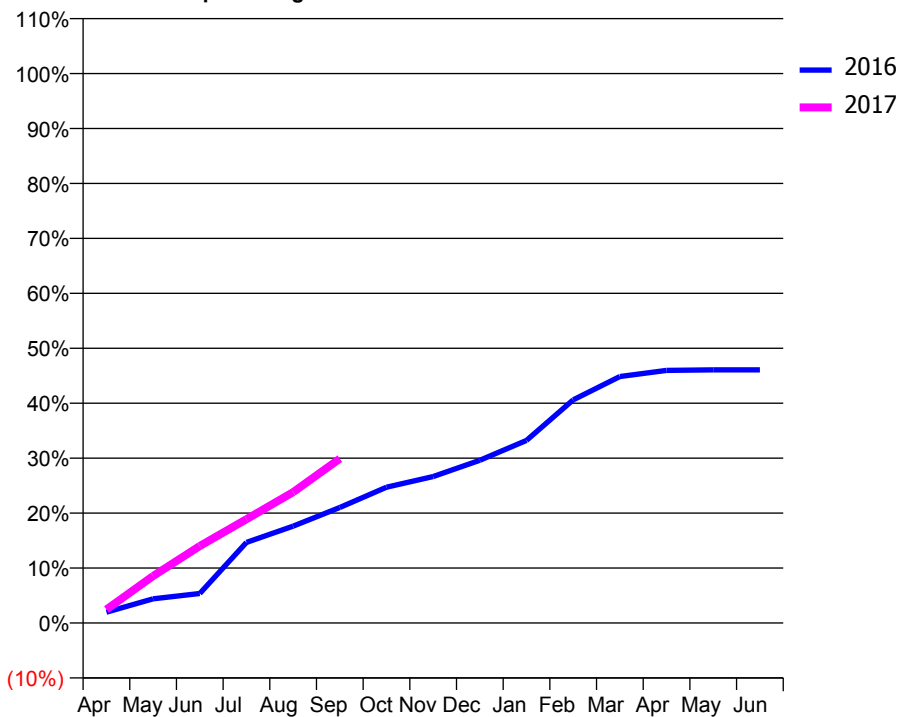
ACCESS*

Patients seen in 24 months	Total	Change since previous quarter
Quarter ending September 2015	809	
Quarter ending December 2015	806	→
Quarter ending March 2016	799	→
Quarter ending June 2016	800	→
Quarter ending September 2016	791	↓
Variance since September 2015	(2.2%)	↓



ACTIVITY

Cumulative percentage of contracted UDA delivered 2016 & 2017



Month	Adjusted Scheduled Activity (UDA)	
	2016	2017
April	59	74
May	132	257
June	161	421
July	440	567
August	529	715
September	631	897
October	742	
November	800	
December	889	
January	997	
February	1,218	
March	1,346	
April	1,379	
May	1,382	
June	1,382	

QUALITY

	Quantity	Base Number	Contract	AT	Region	England
% of FP17s for the same patient ID Re-attending within 3 months - Children	0	1	0.0%	10.4%	11.8%	12.4%
% of FP17s for the same patient ID Re-attending within 3 months - Adults	20	361	5.5%	16.1%	16.6%	16.7%
% of FP17s for the same patient ID Re-attending between 3 & 9 months - Children	1	1	100.0%	58.5%	60.2%	57.4%
% of FP17s for the same patient ID Re-attending between 3 & 9 months - Adults	100	361	27.7%	49.6%	52.0%	50.5%
% of FP17s for Band 1 Urgent Courses	36	338	10.7%	10.6%	9.4%	9.1%
% of FP17s Relating to Free Repair or Replacements	3	338	0.9%	0.9%	0.7%	0.8%
% of FP17s Relating to Continuations	2	338	0.6%	1.4%	1.2%	1.3%
% of Patients satisfied with the dentistry they have received	3	3	N/A	93.2%	93.6%	93.2%
% of Patients satisfied with the time they had to wait for an appointment	3	3	N/A	88.6%	89.1%	89.0%

* This is based on patients treated on this contract for their most recent course of treatment. Figures in italics indicate the base number of FP17s or Patient Questionnaire responses are less than 100. N/A is shown where the base number of responses is less than 10 during the period. % is calculated as Quantity/Base number*100

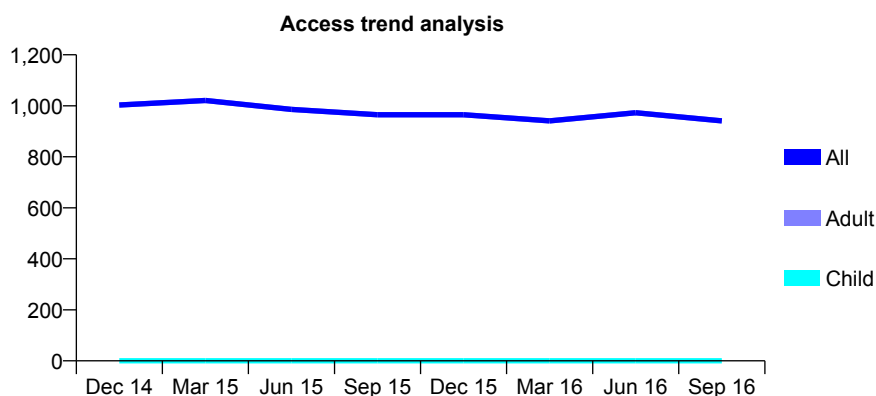
Q66 - Vital Signs At a Glance Contract Report for 176001/0001 - September 2016

Name or company name	Dental Home Visits Cornwall
Contract type name	PDS Contract
Purpose of contract	General
Contract start date	01/04/2012
Contract end date	31/03/2017

16/17 Contracted general activity (UDA)	2,388
Carry forward general activity (UDA)	-27
16/17 Contracted orthodontic activity (UOA)	0
Carry forward orthodontic activity (UOA)	0
Baseline contract value	£145,330.78

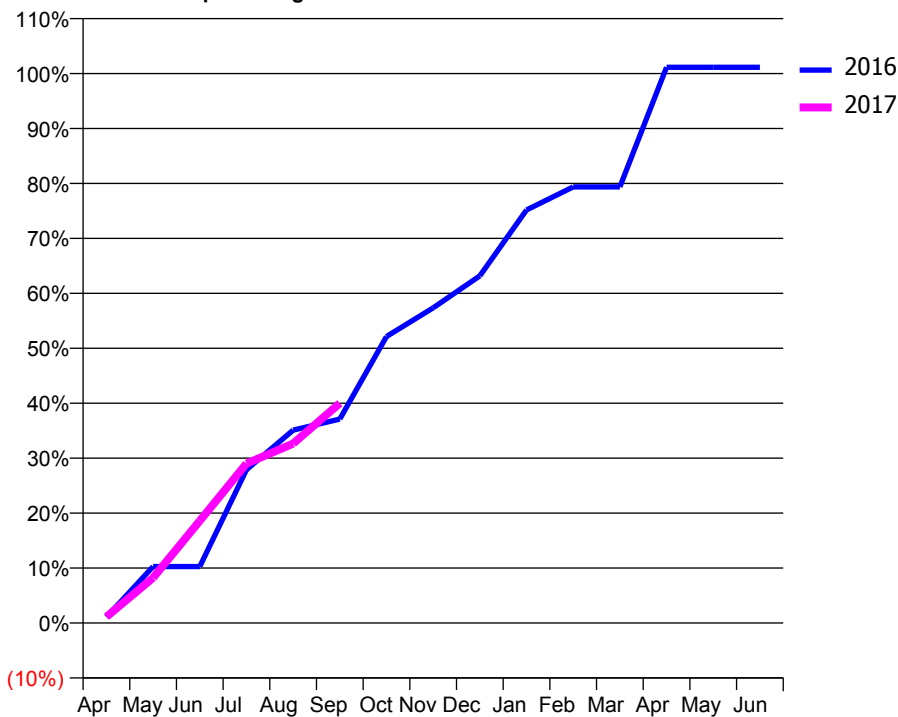
ACCESS*

Patients seen in 24 months	Total	Change since previous quarter
Quarter ending September 2015	965	
Quarter ending December 2015	965	→
Quarter ending March 2016	941	↓
Quarter ending June 2016	973	↑
Quarter ending September 2016	941	↓
Variance since September 2015	(2.5%)	↓



ACTIVITY

Cumulative percentage of contracted UDA delivered 2016 & 2017



Month	Adjusted Scheduled Activity (UDA)	
	2016	2017
April	26	27
May	245	197
June	245	444
July	666	693
August	838	780
September	886	955
October	1,245	
November	1,369	
December	1,509	
January	1,795	
February	1,895	
March	1,895	
April	2,415	
May	2,415	
June	2,415	

QUALITY

	Quantity	Base Number	Contract	AT	Region	England
% of FP17s for the same patient ID Re-attending within 3 months - Children	0	0	N/A	10.4%	11.8%	12.4%
% of FP17s for the same patient ID Re-attending within 3 months - Adults	96	474	20.3%	16.1%	16.6%	16.7%
% of FP17s for the same patient ID Re-attending between 3 & 9 months - Children	0	0	N/A	58.5%	60.2%	57.4%
% of FP17s for the same patient ID Re-attending between 3 & 9 months - Adults	80	474	16.9%	49.6%	52.0%	50.5%
% of FP17s for Band 1 Urgent Courses	77	295	26.1%	10.6%	9.4%	9.1%
% of FP17s Relating to Free Repair or Replacements	0	295	0.0%	0.9%	0.7%	0.8%
% of FP17s Relating to Continuations	7	295	2.4%	1.4%	1.2%	1.3%
% of Patients satisfied with the dentistry they have received	1	1	N/A	93.2%	93.6%	93.2%
% of Patients satisfied with the time they had to wait for an appointment	1	1	N/A	88.6%	89.1%	89.0%

* This is based on patients treated on this contract for their most recent course of treatment. Figures in italics indicate the base number of FP17s or Patient Questionnaire responses are less than 100. N/A is shown where the base number of responses is less than 10 during the period. % is calculated as Quantity/Base number*100

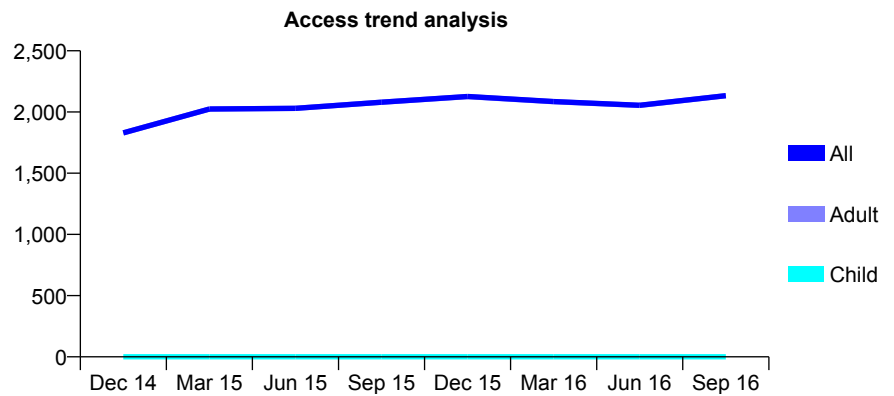
Q66 - Vital Signs At a Glance Contract Report for 176001/0002 - September 2016

Name or company name	Dental Home Visits Cornwall
Contract type name	PDS Contract
Purpose of contract	General
Contract start date	01/04/2012
Contract end date	31/03/2017

16/17 Contracted general activity (UDA)	3,816
Carry forward general activity (UDA)	0
16/17 Contracted orthodontic activity (UOA)	0
Carry forward orthodontic activity (UOA)	0
Baseline contract value	£217,980.84

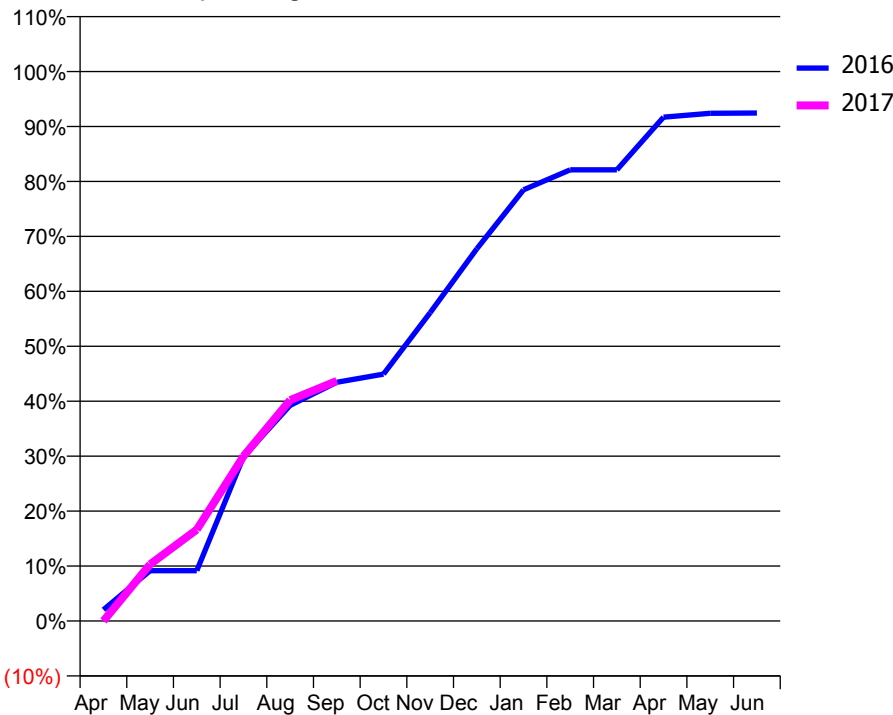
ACCESS*

Patients seen in 24 months	Total	Change since previous quarter
Quarter ending September 2015	2,080	
Quarter ending December 2015	2,127	↑
Quarter ending March 2016	2,085	↓
Quarter ending June 2016	2,055	↓
Quarter ending September 2016	2,133	↑
Variance since September 2015	2.5%	↑



ACTIVITY

Cumulative percentage of contracted UDA delivered 2016 & 2017



Month	Adjusted Scheduled Activity (UDA)	
	2016	2017
April	78	0
May	350	394
June	350	634
July	1,140	1,144
August	1,498	1,534
September	1,658	1,667
October	1,714	
November	2,141	
December	2,585	
January	2,995	
February	3,133	
March	3,133	
April	3,499	
May	3,526	
June	3,528	

QUALITY

	Quantity	Base Number	Contract	AT	Region	England
% of FP17s for the same patient ID Re-attending within 3 months - Children	1	2	50.0%	10.4%	11.8%	12.4%
% of FP17s for the same patient ID Re-attending within 3 months - Adults	87	1,033	8.4%	16.1%	16.6%	16.7%
% of FP17s for the same patient ID Re-attending between 3 & 9 months - Children	0	2	0.0%	58.5%	60.2%	57.4%
% of FP17s for the same patient ID Re-attending between 3 & 9 months - Adults	251	1,033	24.3%	49.6%	52.0%	50.5%
% of FP17s for Band 1 Urgent Courses	87	690	12.6%	10.6%	9.4%	9.1%
% of FP17s Relating to Free Repair or Replacements	8	690	1.2%	0.9%	0.7%	0.8%
% of FP17s Relating to Continuations	6	690	0.9%	1.4%	1.2%	1.3%
% of Patients satisfied with the dentistry they have received	5	5	N/A	93.2%	93.6%	93.2%
% of Patients satisfied with the time they had to wait for an appointment	4	5	N/A	88.6%	89.1%	89.0%

* This is based on patients treated on this contract for their most recent course of treatment. Figures in italics indicate the base number of FP17s or Patient Questionnaire responses are less than 100. N/A is shown where the base number of responses is less than 10 during the period. % is calculated as Quantity/Base number*100

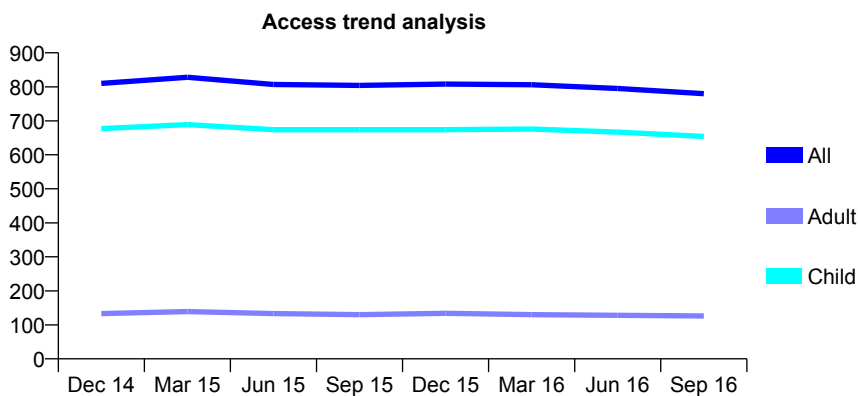
Q66 - Vital Signs At a Glance Contract Report for 177091/0001 - September 2016

Name or company name	Highland Dental Care Ltd
Contract type name	GDS Contract
Purpose of contract	General
Contract start date	01/08/2007
Contract end date	

16/17 Contracted general activity (UDA)	1,537
Carry forward general activity (UDA)	-31
16/17 Contracted orthodontic activity (UOA)	0
Carry forward orthodontic activity (UOA)	0
Baseline contract value	£37,215.78

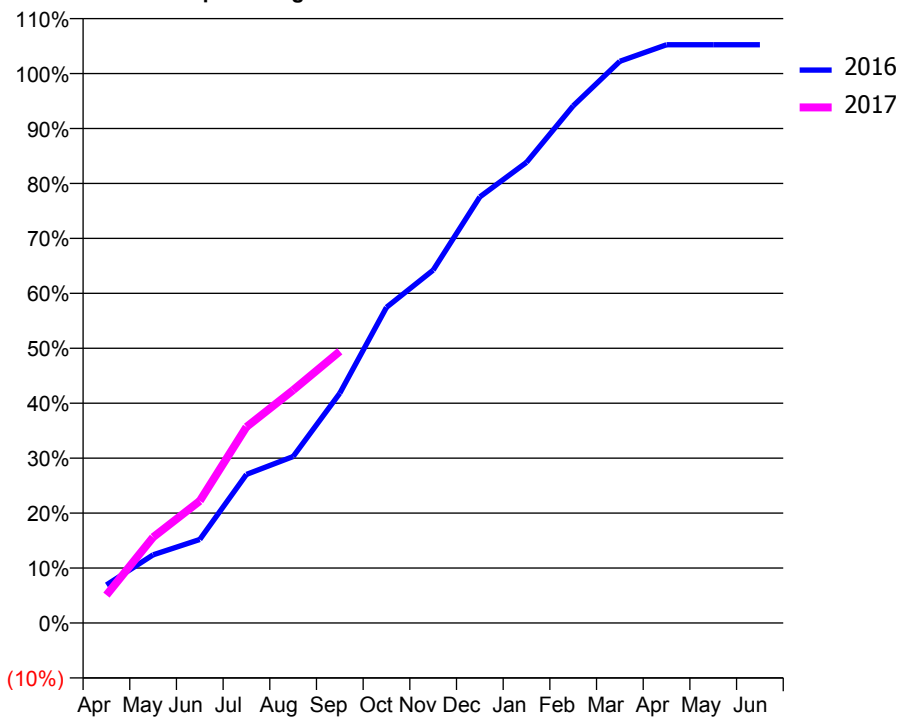
ACCESS*

Patients seen in 24 months	Total	Change since previous quarter
Quarter ending September 2015	804	
Quarter ending December 2015	808	→
Quarter ending March 2016	806	→
Quarter ending June 2016	795	↓
Quarter ending September 2016	780	↓
Variance since September 2015	(3.0%)	↓



ACTIVITY

Cumulative percentage of contracted UDA delivered 2016 & 2017



Adjusted Scheduled Activity (UDA)

Month	2016	2017
April	106	78
May	191	240
June	234	342
July	416	549
August	466	652
September	643	760
October	883	
November	987	
December	1,192	
January	1,288	
February	1,447	
March	1,571	
April	1,617	
May	1,617	
June	1,617	

QUALITY

	Quantity	Base Number	Contract	AT	Region	England
% of FP17s for the same patient ID Re-attending within 3 months - Children	30	511	5.9%	10.4%	11.8%	12.4%
% of FP17s for the same patient ID Re-attending within 3 months - Adults	2	44	4.5%	16.1%	16.6%	16.7%
% of FP17s for the same patient ID Re-attending between 3 & 9 months - Children	301	511	58.9%	58.5%	60.2%	57.4%
% of FP17s for the same patient ID Re-attending between 3 & 9 months - Adults	22	44	50.0%	49.6%	52.0%	50.5%
% of FP17s for Band 1 Urgent Courses	4	506	0.8%	10.6%	9.4%	9.1%
% of FP17s Relating to Free Repair or Replacements	1	506	0.2%	0.9%	0.7%	0.8%
% of FP17s Relating to Continuations	0	506	0.0%	1.4%	1.2%	1.3%
% of Patients satisfied with the dentistry they have received	1	1	N/A	93.2%	93.6%	93.2%
% of Patients satisfied with the time they had to wait for an appointment	1	1	N/A	88.6%	89.1%	89.0%

* This is based on patients treated on this contract for their most recent course of treatment. Figures in italics indicate the base number of FP17s or Patient Questionnaire responses are less than 100. N/A is shown where the base number of responses is less than 10 during the period. % is calculated as Quantity/Base number*100

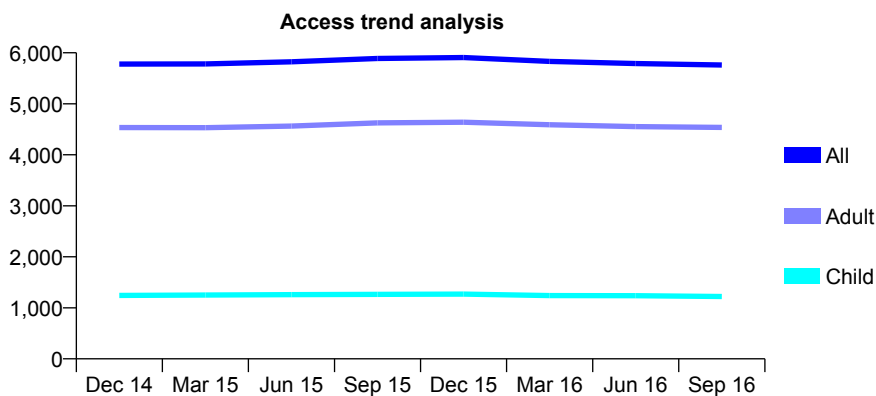
Q66 - Vital Signs At a Glance Contract Report for 178500/0001 - September 2016

Name or company name	Addy Dental Care Ltd
Contract type name	GDS Contract
Purpose of contract	General
Contract start date	01/05/2008
Contract end date	

16/17 Contracted general activity (UDA)	17,018
Carry forward general activity (UDA)	166
16/17 Contracted orthodontic activity (UOA)	0
Carry forward orthodontic activity (UOA)	0
Baseline contract value	£494,917.66

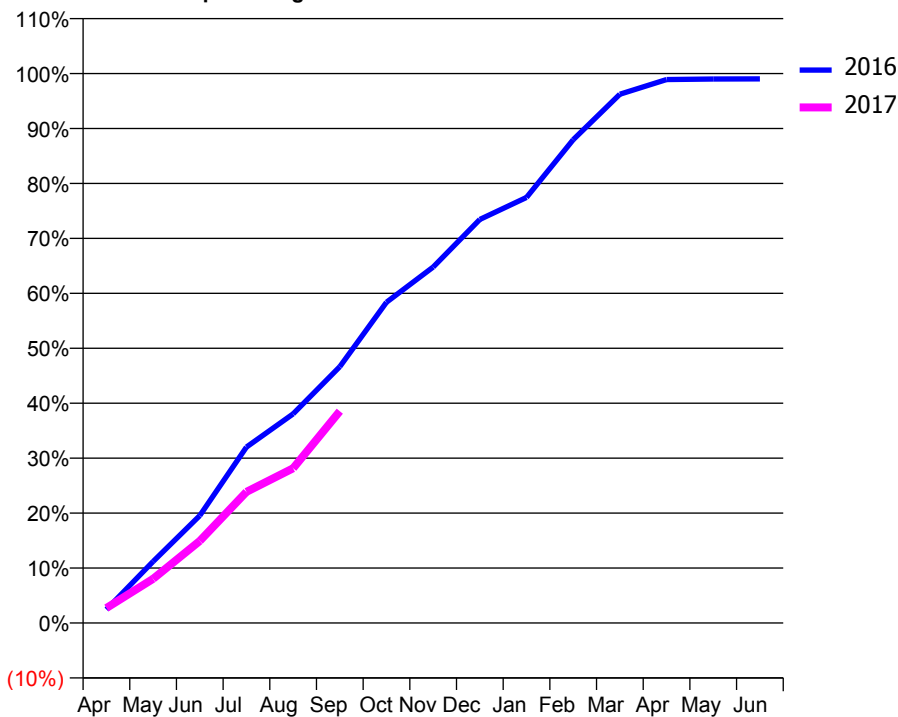
ACCESS*

Patients seen in 24 months	Total	Change since previous quarter
Quarter ending September 2015	5,888	
Quarter ending December 2015	5,908	→
Quarter ending March 2016	5,831	↓
Quarter ending June 2016	5,789	→
Quarter ending September 2016	5,760	→
Variance since September 2015	(2.2%)	↓



ACTIVITY

Cumulative percentage of contracted UDA delivered 2016 & 2017



Adjusted Scheduled Activity (UDA)

Month	2016	2017
April	421	464
May	1,906	1,367
June	3,325	2,541
July	5,450	4,063
August	6,476	4,791
September	7,941	6,559
October	9,933	
November	11,023	
December	12,500	
January	13,179	
February	14,970	
March	16,377	
April	16,832	
May	16,849	
June	16,852	

QUALITY

	Quantity	Base Number	Contract	AT	Region	England
% of FP17s for the same patient ID Re-attending within 3 months - Children	47	800	5.9%	10.4%	11.8%	12.4%
% of FP17s for the same patient ID Re-attending within 3 months - Adults	437	2,938	14.9%	16.1%	16.6%	16.7%
% of FP17s for the same patient ID Re-attending between 3 & 9 months - Children	412	800	51.5%	58.5%	60.2%	57.4%
% of FP17s for the same patient ID Re-attending between 3 & 9 months - Adults	1,388	2,938	47.2%	49.6%	52.0%	50.5%
% of FP17s for Band 1 Urgent Courses	293	3,500	8.4%	10.6%	9.4%	9.1%
% of FP17s Relating to Free Repair or Replacements	53	3,500	1.5%	0.9%	0.7%	0.8%
% of FP17s Relating to Continuations	52	3,500	1.5%	1.4%	1.2%	1.3%
% of Patients satisfied with the dentistry they have received	3	3	N/A	93.2%	93.6%	93.2%
% of Patients satisfied with the time they had to wait for an appointment	3	3	N/A	88.6%	89.1%	89.0%

* This is based on patients treated on this contract for their most recent course of treatment. Figures in italics indicate the base number of FP17s or Patient Questionnaire responses are less than 100. N/A is shown where the base number of responses is less than 10 during the period. % is calculated as Quantity/Base number*100

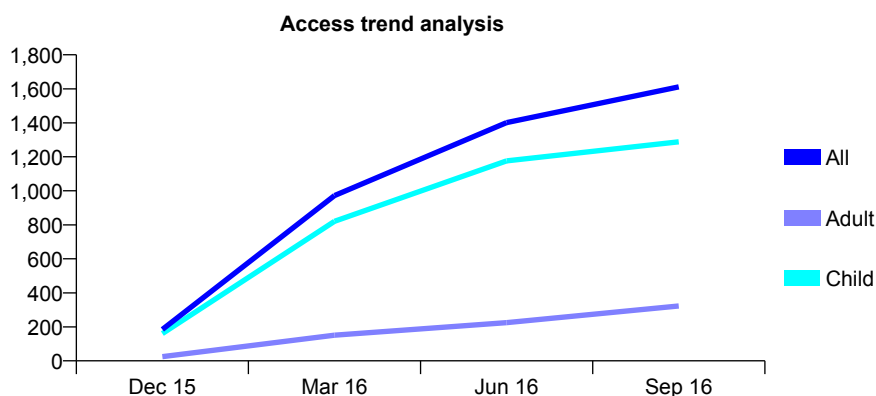
Q66 - Vital Signs At a Glance Contract Report for 178926/0001 - September 2016

Name or company name	Madford Lane Partnership
Contract type name	GDS Contract
Purpose of contract	General
Contract start date	01/12/2015
Contract end date	

16/17 Contracted general activity (UDA)	4,250
Carry forward general activity (UDA)	58
16/17 Contracted orthodontic activity (UOA)	0
Carry forward orthodontic activity (UOA)	0
Baseline contract value	£107,082.97

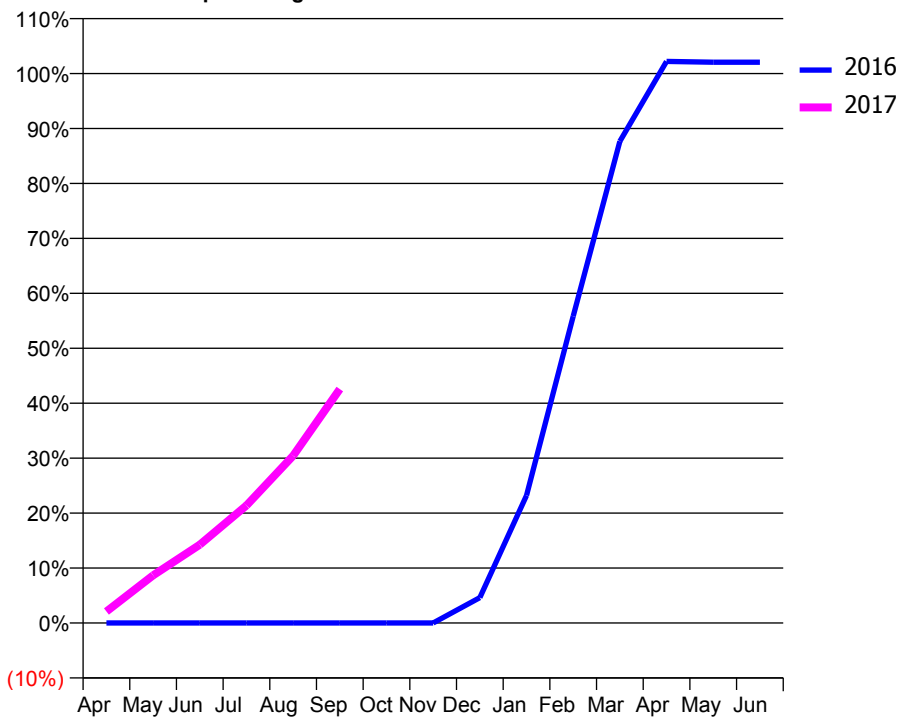
ACCESS*

Patients seen in 24 months	Total	Change since previous quarter
Quarter ending September 2015	0	
Quarter ending December 2015	185	↑
Quarter ending March 2016	972	↑
Quarter ending June 2016	1,401	↑
Quarter ending September 2016	1,611	↑
Variance since September 2015	N/A	



ACTIVITY

Cumulative percentage of contracted UDA delivered 2016 & 2017



Month	Adjusted Scheduled Activity (UDA)	
	2016	2017
April	0	90
May	0	369
June	0	606
July	0	909
August	0	1,294
September	0	1,810
October	0	
November	0	
December	65	
January	329	
February	790	
March	1,241	
April	1,447	
May	1,445	
June	1,445	

QUALITY

	Quantity	Base Number	Contract	AT	Region	England
% of FP17s for the same patient ID Re-attending within 3 months - Children	61	1,307	4.7%	10.4%	11.8%	12.4%
% of FP17s for the same patient ID Re-attending within 3 months - Adults	28	272	10.3%	16.1%	16.6%	16.7%
% of FP17s for the same patient ID Re-attending between 3 & 9 months - Children	605	1,307	46.3%	58.5%	60.2%	57.4%
% of FP17s for the same patient ID Re-attending between 3 & 9 months - Adults	109	272	40.1%	49.6%	52.0%	50.5%
% of FP17s for Band 1 Urgent Courses	43	1,422	3.0%	10.6%	9.4%	9.1%
% of FP17s Relating to Free Repair or Replacements	0	1,422	0.0%	0.9%	0.7%	0.8%
% of FP17s Relating to Continuations	0	1,422	0.0%	1.4%	1.2%	1.3%
% of Patients satisfied with the dentistry they have received	1	1	N/A	93.2%	93.6%	93.2%
% of Patients satisfied with the time they had to wait for an appointment	1	1	N/A	88.6%	89.1%	89.0%

* This is based on patients treated on this contract for their most recent course of treatment. Figures in italics indicate the base number of FP17s or Patient Questionnaire responses are less than 100. N/A is shown where the base number of responses is less than 10 during the period. % is calculated as Quantity/Base number*100

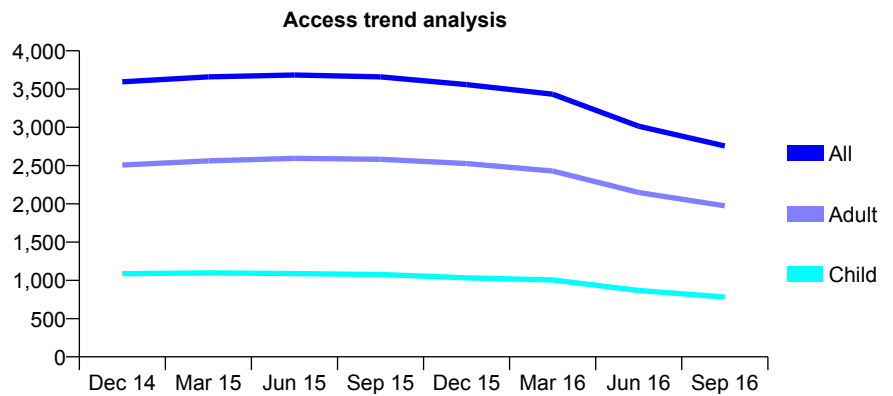
Q66 - Vital Signs At a Glance Contract Report for 179639/0001 - September 2016

Name or company name	Meneage Dental Care Limited
Contract type name	GDS Contract
Purpose of contract	General
Contract start date	31/03/2012
Contract end date	

16/17 Contracted general activity (UDA)	7,912
Carry forward general activity (UDA)	344
16/17 Contracted orthodontic activity (UOA)	0
Carry forward orthodontic activity (UOA)	0
Baseline contract value	£205,227.38

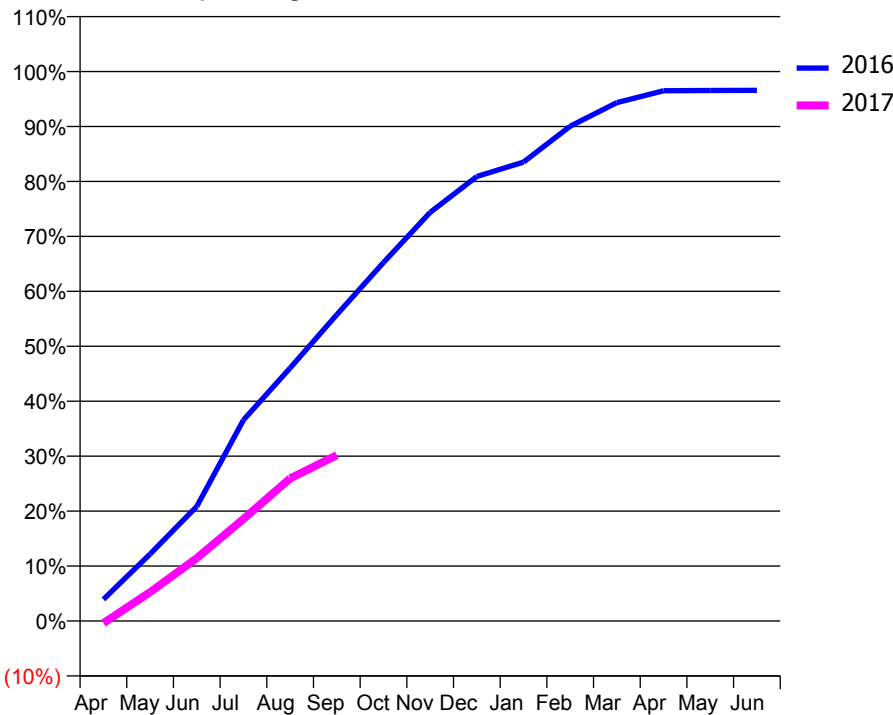
ACCESS*

Patients seen in 24 months	Total	Change since previous quarter
Quarter ending September 2015	3,660	
Quarter ending December 2015	3,559	↓
Quarter ending March 2016	3,433	↓
Quarter ending June 2016	3,015	↓
Quarter ending September 2016	2,756	↓
Variance since September 2015	(24.7%)	↓



ACTIVITY

Cumulative percentage of contracted UDA delivered 2016 & 2017



Month	Adjusted Scheduled Activity (UDA)	
	2016	2017
April	413	-31
May	1,281	416
June	2,190	905
July	3,842	1,470
August	4,835	2,054
September	5,855	2,388
October	6,851	
November	7,808	
December	8,493	
January	8,768	
February	9,454	
March	9,906	
April	10,132	
May	10,138	
June	10,140	

QUALITY

	Quantity	Base Number	Contract	AT	Region	England
% of FP17s for the same patient ID Re-attending within 3 months - Children	37	469	7.9%	10.4%	11.8%	12.4%
% of FP17s for the same patient ID Re-attending within 3 months - Adults	145	983	14.8%	16.1%	16.6%	16.7%
% of FP17s for the same patient ID Re-attending between 3 & 9 months - Children	349	469	74.4%	58.5%	60.2%	57.4%
% of FP17s for the same patient ID Re-attending between 3 & 9 months - Adults	625	983	63.6%	49.6%	52.0%	50.5%
% of FP17s for Band 1 Urgent Courses	64	1,312	4.9%	10.6%	9.4%	9.1%
% of FP17s Relating to Free Repair or Replacements	17	1,312	1.3%	0.9%	0.7%	0.8%
% of FP17s Relating to Continuations	9	1,312	0.7%	1.4%	1.2%	1.3%
% of Patients satisfied with the dentistry they have received	2	2	N/A	93.2%	93.6%	93.2%
% of Patients satisfied with the time they had to wait for an appointment	2	2	N/A	88.6%	89.1%	89.0%

* This is based on patients treated on this contract for their most recent course of treatment. Figures in italics indicate the base number of FP17s or Patient Questionnaire responses are less than 100. N/A is shown where the base number of responses is less than 10 during the period. % is calculated as Quantity/Base number*100

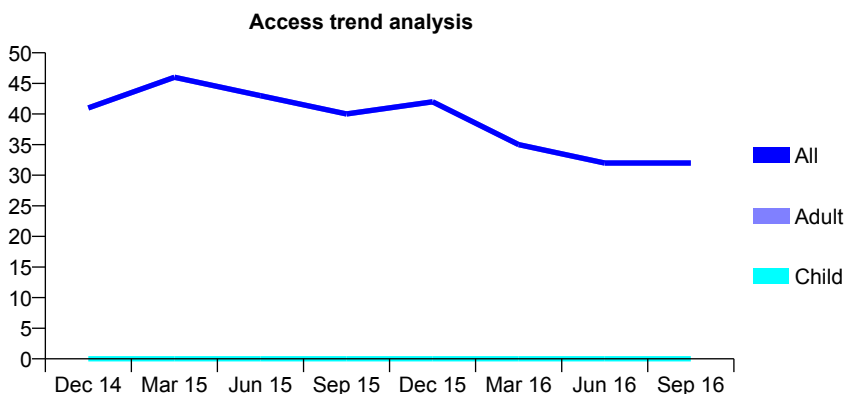
Q66 - Vital Signs At a Glance Contract Report for 179639/0002 - September 2016

Name or company name	Meneage Dental Care Limited
Contract type name	PDS Contract
Purpose of contract	General
Contract start date	31/03/2012
Contract end date	30/03/2022

16/17 Contracted general activity (UDA)	90
Carry forward general activity (UDA)	0
16/17 Contracted orthodontic activity (UOA)	0
Carry forward orthodontic activity (UOA)	0
Baseline contract value	£5,177.69

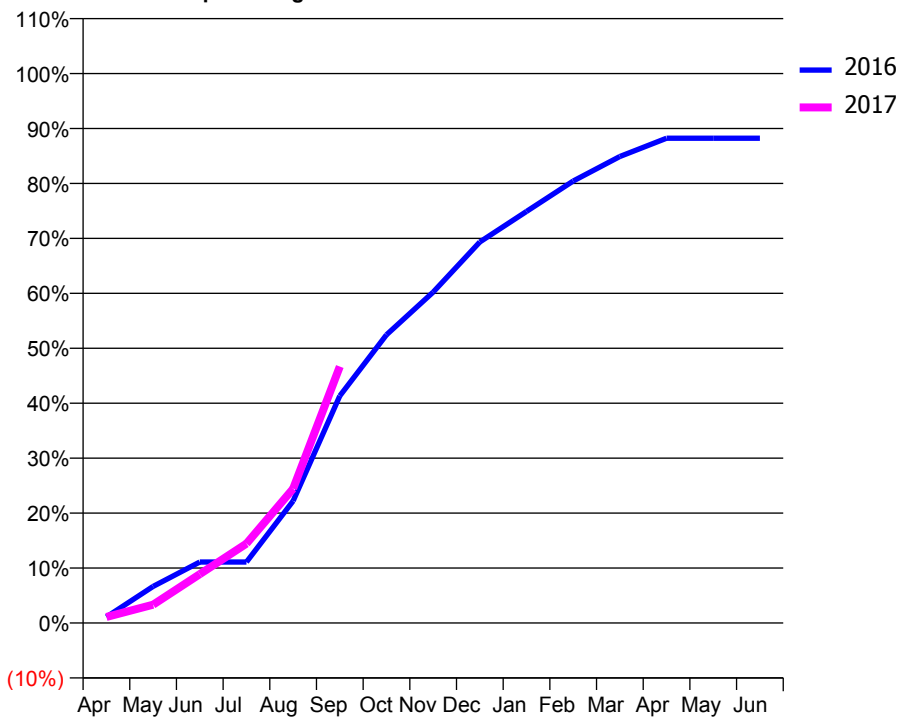
ACCESS*

Patients seen in 24 months	Total	Change since previous quarter
Quarter ending September 2015	40	
Quarter ending December 2015	42	↑
Quarter ending March 2016	35	↓
Quarter ending June 2016	32	↓
Quarter ending September 2016	32	→
Variance since September 2015	(20.0%)	↓



ACTIVITY

Cumulative percentage of contracted UDA delivered 2016 & 2017



Month	Adjusted Scheduled Activity (UDA)	
	2016	2017
April	1	1
May	6	3
June	10	8
July	10	13
August	20	22
September	37	42
October	47	
November	54	
December	62	
January	67	
February	72	
March	76	
April	79	
May	79	
June	79	

QUALITY

	Quantity	Base Number	Contract	AT	Region	England
% of FP17s for the same patient ID Re-attending within 3 months - Children	0	0	N/A	10.4%	11.8%	12.4%
% of FP17s for the same patient ID Re-attending within 3 months - Adults	6	28	21.4%	16.1%	16.6%	16.7%
% of FP17s for the same patient ID Re-attending between 3 & 9 months - Children	0	0	N/A	58.5%	60.2%	57.4%
% of FP17s for the same patient ID Re-attending between 3 & 9 months - Adults	14	28	50.0%	49.6%	52.0%	50.5%
% of FP17s for Band 1 Urgent Courses	0	25	0.0%	10.6%	9.4%	9.1%
% of FP17s Relating to Free Repair or Replacements	0	25	0.0%	0.9%	0.7%	0.8%
% of FP17s Relating to Continuations	0	25	0.0%	1.4%	1.2%	1.3%
% of Patients satisfied with the dentistry they have received	0	0	N/A	93.2%	93.6%	93.2%
% of Patients satisfied with the time they had to wait for an appointment	0	0	N/A	88.6%	89.1%	89.0%

* This is based on patients treated on this contract for their most recent course of treatment. Figures in italics indicate the base number of FP17s or Patient Questionnaire responses are less than 100. N/A is shown where the base number of responses is less than 10 during the period. % is calculated as Quantity/Base number*100

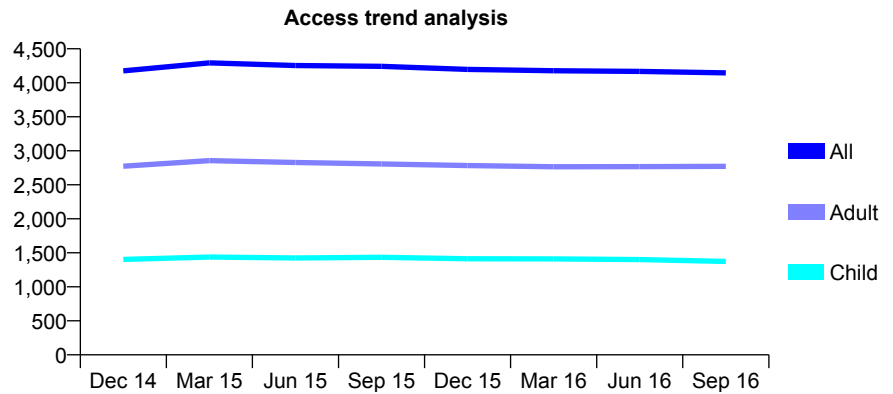
Q66 - Vital Signs At a Glance Contract Report for 180238/0001 - September 2016

Name or company name	Courtenay Dental Ltd
Contract type name	GDS Contract
Purpose of contract	General
Contract start date	01/04/2013
Contract end date	

16/17 Contracted general activity (UDA)	12,006
Carry forward general activity (UDA)	439
16/17 Contracted orthodontic activity (UOA)	0
Carry forward orthodontic activity (UOA)	0
Baseline contract value	£261,044.70

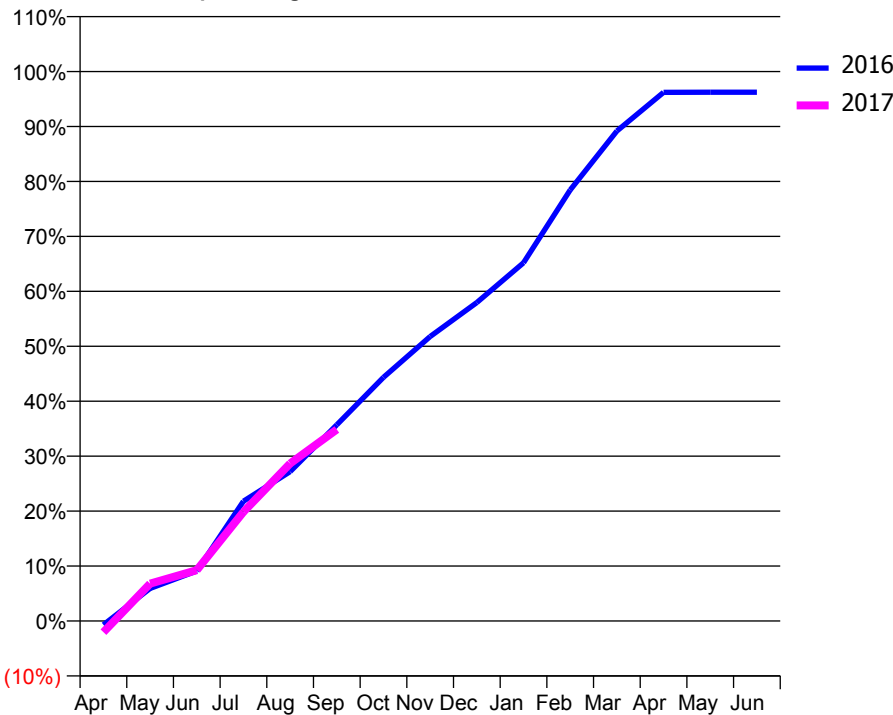
ACCESS*

Patients seen in 24 months	Total	Change since previous quarter
Quarter ending September 2015	4,242	
Quarter ending December 2015	4,197	↓
Quarter ending March 2016	4,177	→
Quarter ending June 2016	4,168	→
Quarter ending September 2016	4,146	→
Variance since September 2015	(2.3%)	↓



ACTIVITY

Cumulative percentage of contracted UDA delivered 2016 & 2017



Month	Adjusted Scheduled Activity (UDA)	
	2016	2017
April	-86	-247
May	711	817
June	1,095	1,113
July	2,618	2,385
August	3,264	3,443
September	4,286	4,186
October	5,325	
November	6,216	
December	6,958	
January	7,827	
February	9,417	
March	10,707	
April	11,550	
May	11,552	
June	11,553	

QUALITY

	Quantity	Base Number	Contract	AT	Region	England
% of FP17s for the same patient ID Re-attending within 3 months - Children	98	1,149	8.5%	10.4%	11.8%	12.4%
% of FP17s for the same patient ID Re-attending within 3 months - Adults	246	1,749	14.1%	16.1%	16.6%	16.7%
% of FP17s for the same patient ID Re-attending between 3 & 9 months - Children	756	1,149	65.8%	58.5%	60.2%	57.4%
% of FP17s for the same patient ID Re-attending between 3 & 9 months - Adults	1,033	1,749	59.1%	49.6%	52.0%	50.5%
% of FP17s for Band 1 Urgent Courses	179	2,473	7.2%	10.6%	9.4%	9.1%
% of FP17s Relating to Free Repair or Replacements	12	2,473	0.5%	0.9%	0.7%	0.8%
% of FP17s Relating to Continuations	27	2,473	1.1%	1.4%	1.2%	1.3%
% of Patients satisfied with the dentistry they have received	8	8	N/A	93.2%	93.6%	93.2%
% of Patients satisfied with the time they had to wait for an appointment	8	8	N/A	88.6%	89.1%	89.0%

* This is based on patients treated on this contract for their most recent course of treatment. Figures in italics indicate the base number of FP17s or Patient Questionnaire responses are less than 100. N/A is shown where the base number of responses is less than 10 during the period. % is calculated as Quantity/Base number*100

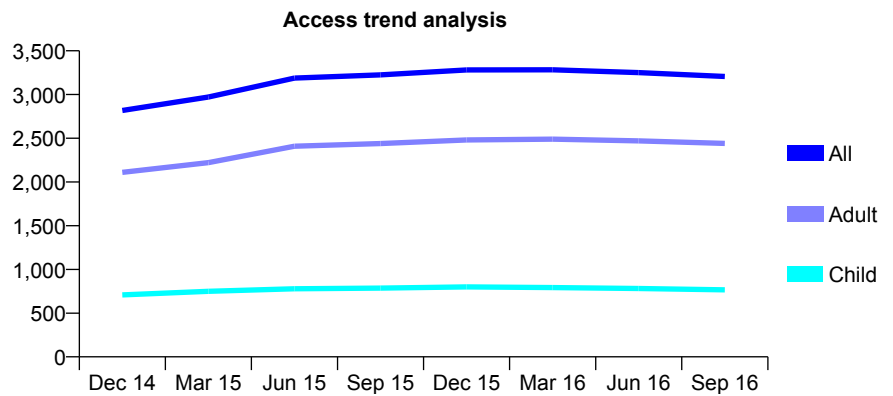
Q66 - Vital Signs At a Glance Contract Report for 181781/0001 - September 2016

Name or company name	Matford Dental Clinic Limited
Contract type name	GDS Contract
Purpose of contract	General
Contract start date	01/02/2010
Contract end date	

16/17 Contracted general activity (UDA)	10,500
Carry forward general activity (UDA)	193
16/17 Contracted orthodontic activity (UOA)	0
Carry forward orthodontic activity (UOA)	0
Baseline contract value	£330,064.29

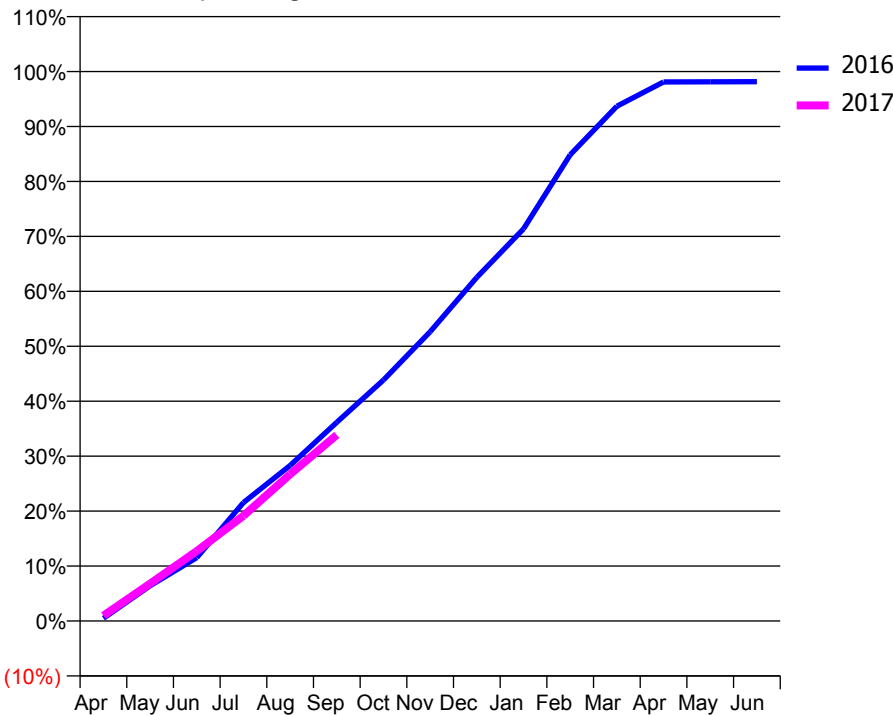
ACCESS*

Patients seen in 24 months	Total	Change since previous quarter
Quarter ending September 2015	3,225	
Quarter ending December 2015	3,281	→
Quarter ending March 2016	3,282	→
Quarter ending June 2016	3,251	→
Quarter ending September 2016	3,207	↓
Variance since September 2015	(0.6%)	→



ACTIVITY

Cumulative percentage of contracted UDA delivered 2016 & 2017



Month	Adjusted Scheduled Activity (UDA)	
	2016	2017
April	52	102
May	673	716
June	1,212	1,337
July	2,263	2,011
August	2,972	2,803
September	3,799	3,557
October	4,605	
November	5,529	
December	6,567	
January	7,493	
February	8,909	
March	9,836	
April	10,302	
May	10,303	
June	10,307	

QUALITY

	Quantity	Base Number	Contract	AT	Region	England
% of FP17s for the same patient ID Re-attending within 3 months - Children	50	611	8.2%	10.4%	11.8%	12.4%
% of FP17s for the same patient ID Re-attending within 3 months - Adults	362	2,022	17.9%	16.1%	16.6%	16.7%
% of FP17s for the same patient ID Re-attending between 3 & 9 months - Children	438	611	71.7%	58.5%	60.2%	57.4%
% of FP17s for the same patient ID Re-attending between 3 & 9 months - Adults	1,403	2,022	69.4%	49.6%	52.0%	50.5%
% of FP17s for Band 1 Urgent Courses	84	1,939	4.3%	10.6%	9.4%	9.1%
% of FP17s Relating to Free Repair or Replacements	36	1,939	1.9%	0.9%	0.7%	0.8%
% of FP17s Relating to Continuations	16	1,939	0.8%	1.4%	1.2%	1.3%
% of Patients satisfied with the dentistry they have received	8	8	N/A	93.2%	93.6%	93.2%
% of Patients satisfied with the time they had to wait for an appointment	8	8	N/A	88.6%	89.1%	89.0%

* This is based on patients treated on this contract for their most recent course of treatment. Figures in italics indicate the base number of FP17s or Patient Questionnaire responses are less than 100. N/A is shown where the base number of responses is less than 10 during the period. % is calculated as Quantity/Base number*100

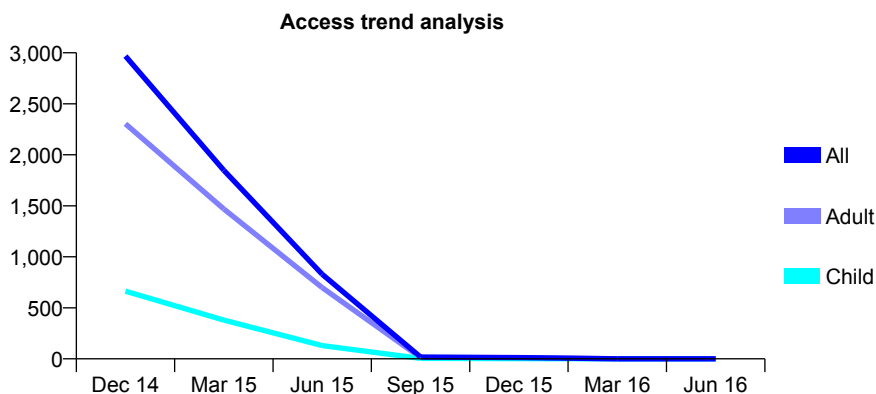
Q66 - Vital Signs At a Glance Contract Report for 184020/0001 - September 2016

Name or company name	Dental Access Centre
Contract type name	PDS Contract
Purpose of contract	General and Orthodontic
Contract start date	01/04/2006
Contract end date	

16/17 Contracted general activity (UDA)	29,980
Carry forward general activity (UDA)	0
16/17 Contracted orthodontic activity (UOA)	1,458
Carry forward orthodontic activity (UOA)	0
Baseline contract value	£0.00

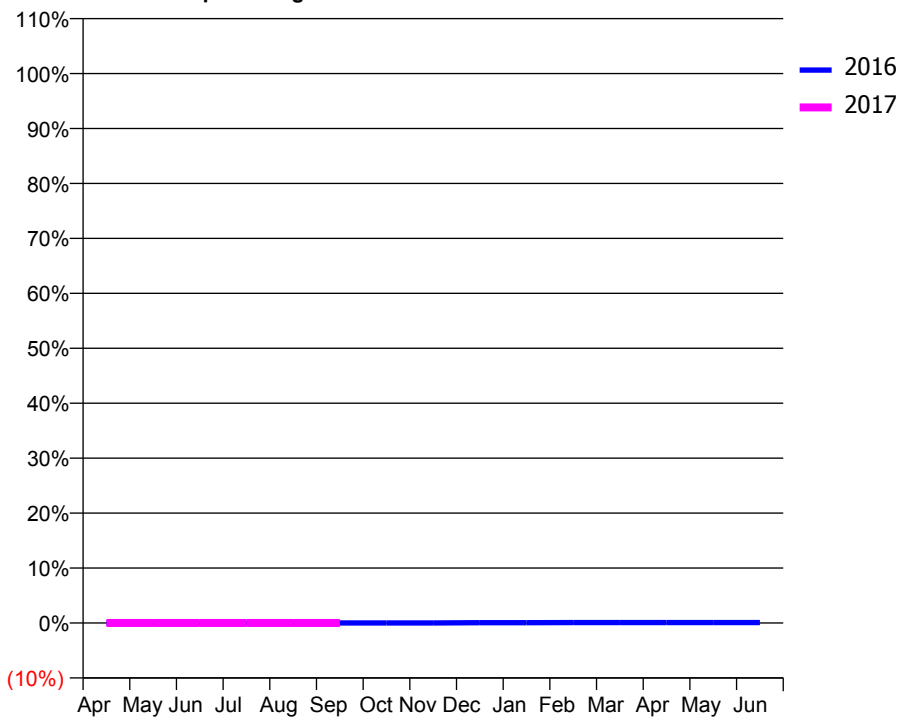
ACCESS*

Patients seen in 24 months	Total	Change since previous quarter
Quarter ending September 2015	17	
Quarter ending December 2015	13	↓
Quarter ending March 2016	1	↓
Quarter ending June 2016	0	
Quarter ending September 2016	0	
Variance since September 2015	N/A	



ACTIVITY

Cumulative percentage of contracted UDA delivered 2016 & 2017



Month	Adjusted Scheduled Activity (UDA)	
	2016	2017
April	1	0
May	1	0
June	1	0
July	2	5
August	5	5
September	6	5
October	6	
November	7	
December	20	
January	20	
February	23	
March	23	
April	23	
May	23	
June	23	

QUALITY

	Quantity	Base Number	Contract	AT	Region	England
% of FP17s for the same patient ID Re-attending within 3 months - Children	0	5	0.0%	10.4%	11.8%	12.4%
% of FP17s for the same patient ID Re-attending within 3 months - Adults	0	5	0.0%	16.1%	16.6%	16.7%
% of FP17s for the same patient ID Re-attending between 3 & 9 months - Children	0	5	0.0%	58.5%	60.2%	57.4%
% of FP17s for the same patient ID Re-attending between 3 & 9 months - Adults	1	5	20.0%	49.6%	52.0%	50.5%
% of FP17s for Band 1 Urgent Courses	0	3	0.0%	10.6%	9.4%	9.1%
% of FP17s Relating to Free Repair or Replacements	0	3	0.0%	0.9%	0.7%	0.8%
% of FP17s Relating to Continuations	0	3	0.0%	1.4%	1.2%	1.3%
% of Patients satisfied with the dentistry they have received	0	0	N/A	93.2%	93.6%	93.2%
% of Patients satisfied with the time they had to wait for an appointment	0	0	N/A	88.6%	89.1%	89.0%

* This is based on patients treated on this contract for their most recent course of treatment. Figures in italics indicate the base number of FP17s or Patient Questionnaire responses are less than 100. N/A is shown where the base number of responses is less than 10 during the period. % is calculated as Quantity/Base number*100

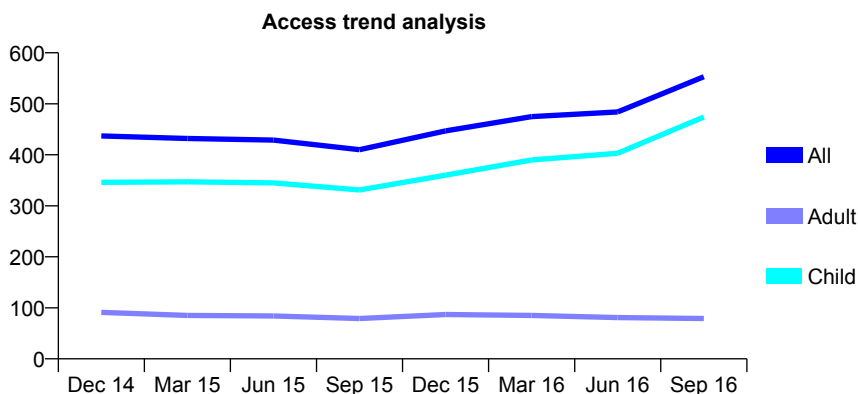
Q66 - Vital Signs At a Glance Contract Report for 185981/0001 - September 2016

Name or company name	Clark House Dental Surgeries Limited
Contract type name	GDS Contract
Purpose of contract	General
Contract start date	01/03/2012
Contract end date	

16/17 Contracted general activity (UDA)	1,140
Carry forward general activity (UDA)	0
16/17 Contracted orthodontic activity (UOA)	0
Carry forward orthodontic activity (UOA)	0
Baseline contract value	£26,187.91

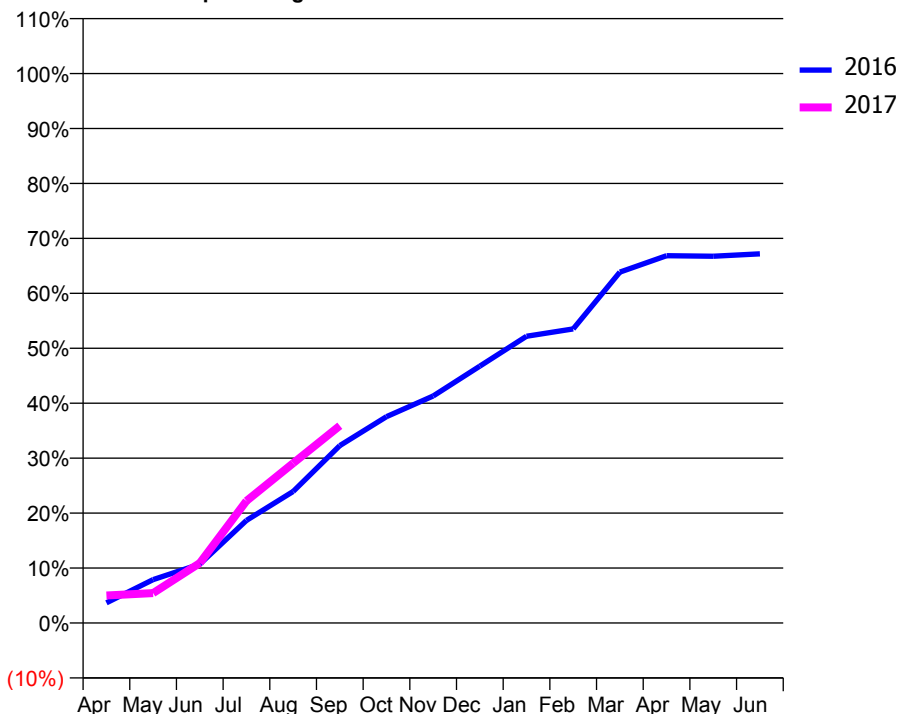
ACCESS*

Patients seen in 24 months	Total	Change since previous quarter
Quarter ending September 2015	410	
Quarter ending December 2015	447	↑
Quarter ending March 2016	475	↑
Quarter ending June 2016	484	→
Quarter ending September 2016	553	↑
Variance since September 2015	34.9%	↑



ACTIVITY

Cumulative percentage of contracted UDA delivered 2016 & 2017



Month	Adjusted Scheduled Activity (UDA)	
	2016	2017
April	42	57
May	90	62
June	122	124
July	213	253
August	273	332
September	368	409
October	428	
November	471	
December	533	
January	595	
February	610	
March	728	
April	762	
May	761	
June	766	

QUALITY

	Quantity	Base Number	Contract	AT	Region	England
% of FP17s for the same patient ID Re-attending within 3 months - Children	18	382	4.7%	10.4%	11.8%	12.4%
% of FP17s for the same patient ID Re-attending within 3 months - Adults	2	16	12.5%	16.1%	16.6%	16.7%
% of FP17s for the same patient ID Re-attending between 3 & 9 months - Children	194	382	50.8%	58.5%	60.2%	57.4%
% of FP17s for the same patient ID Re-attending between 3 & 9 months - Adults	8	16	50.0%	49.6%	52.0%	50.5%
% of FP17s for Band 1 Urgent Courses	11	331	3.3%	10.6%	9.4%	9.1%
% of FP17s Relating to Free Repair or Replacements	0	331	0.0%	0.9%	0.7%	0.8%
% of FP17s Relating to Continuations	5	331	1.5%	1.4%	1.2%	1.3%
% of Patients satisfied with the dentistry they have received	0	0	N/A	93.2%	93.6%	93.2%
% of Patients satisfied with the time they had to wait for an appointment	0	0	N/A	88.6%	89.1%	89.0%

* This is based on patients treated on this contract for their most recent course of treatment. Figures in italics indicate the base number of FP17s or Patient Questionnaire responses are less than 100. N/A is shown where the base number of responses is less than 10 during the period. % is calculated as Quantity/Base number*100

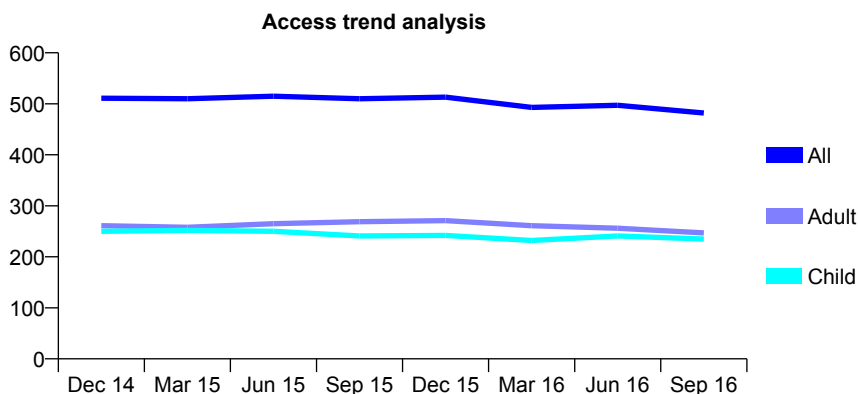
Q66 - Vital Signs At a Glance Contract Report for 186783/0001 - September 2016

Name or company name	The Smile Dispensary
Contract type name	GDS Contract
Purpose of contract	General
Contract start date	01/04/2011
Contract end date	

16/17 Contracted general activity (UDA)	1,500
Carry forward general activity (UDA)	0
16/17 Contracted orthodontic activity (UOA)	0
Carry forward orthodontic activity (UOA)	0
Baseline contract value	£33,212.87

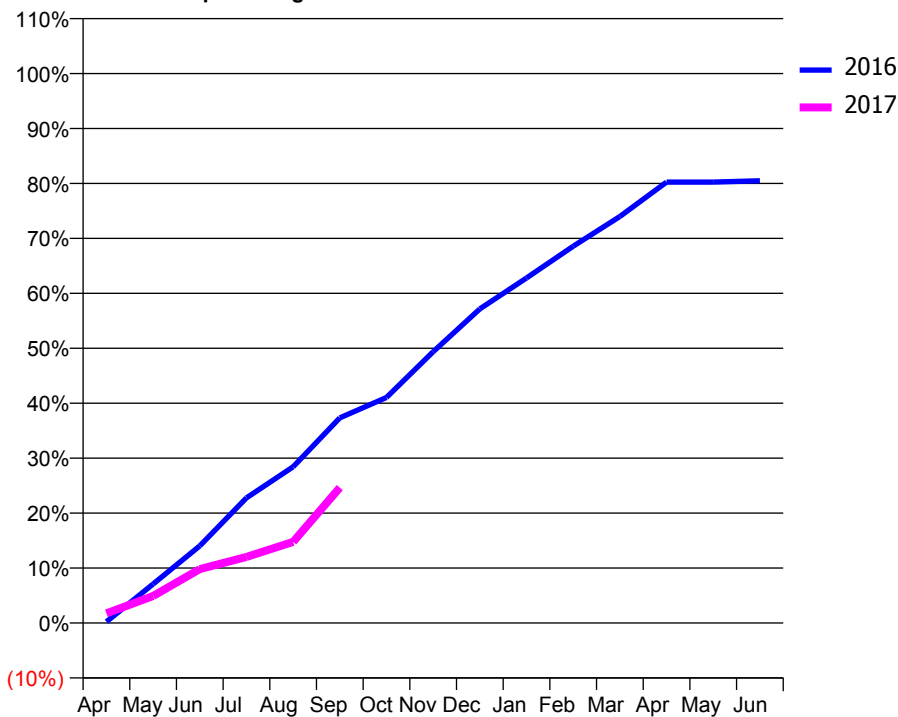
ACCESS*

Patients seen in 24 months	Total	Change since previous quarter
Quarter ending September 2015	510	
Quarter ending December 2015	513	→
Quarter ending March 2016	493	↓
Quarter ending June 2016	497	→
Quarter ending September 2016	482	↓
Variance since September 2015	(5.5%)	↓



ACTIVITY

Cumulative percentage of contracted UDA delivered 2016 & 2017



Adjusted Scheduled Activity (UDA)

Month	2016	2017
April	3	26
May	92	74
June	182	147
July	296	180
August	370	222
September	485	370
October	534	
November	642	
December	743	
January	816	
February	891	
March	962	
April	1,043	
May	1,043	
June	1,046	

QUALITY

	Quantity	Base Number	Contract	AT	Region	England
% of FP17s for the same patient ID Re-attending within 3 months - Children	7	207	3.4%	10.4%	11.8%	12.4%
% of FP17s for the same patient ID Re-attending within 3 months - Adults	5	135	3.7%	16.1%	16.6%	16.7%
% of FP17s for the same patient ID Re-attending between 3 & 9 months - Children	154	207	74.4%	58.5%	60.2%	57.4%
% of FP17s for the same patient ID Re-attending between 3 & 9 months - Adults	79	135	58.5%	49.6%	52.0%	50.5%
% of FP17s for Band 1 Urgent Courses	13	279	4.7%	10.6%	9.4%	9.1%
% of FP17s Relating to Free Repair or Replacements	0	279	0.0%	0.9%	0.7%	0.8%
% of FP17s Relating to Continuations	0	279	0.0%	1.4%	1.2%	1.3%
% of Patients satisfied with the dentistry they have received	0	0	N/A	93.2%	93.6%	93.2%
% of Patients satisfied with the time they had to wait for an appointment	0	0	N/A	88.6%	89.1%	89.0%

* This is based on patients treated on this contract for their most recent course of treatment. Figures in italics indicate the base number of FP17s or Patient Questionnaire responses are less than 100. N/A is shown where the base number of responses is less than 10 during the period. % is calculated as Quantity/Base number*100

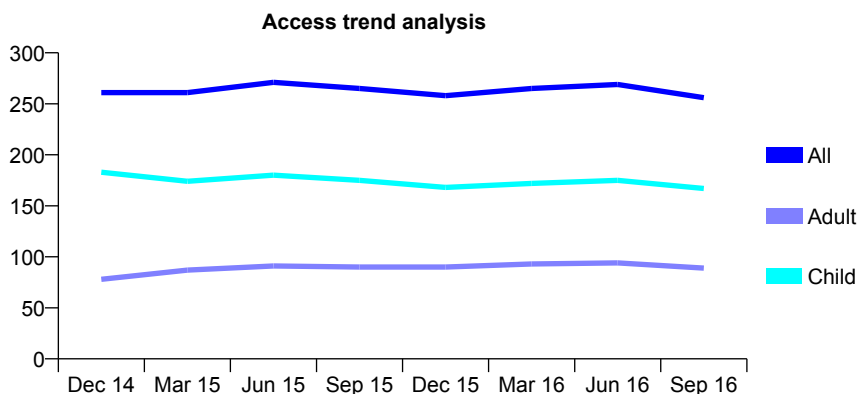
Q66 - Vital Signs At a Glance Contract Report for 187569/0001 - September 2016

Name or company name	Smile for Life Ltd
Contract type name	GDS Contract
Purpose of contract	General
Contract start date	01/01/2007
Contract end date	

16/17 Contracted general activity (UDA)	475
Carry forward general activity (UDA)	0
16/17 Contracted orthodontic activity (UOA)	0
Carry forward orthodontic activity (UOA)	0
Baseline contract value	£11,231.34

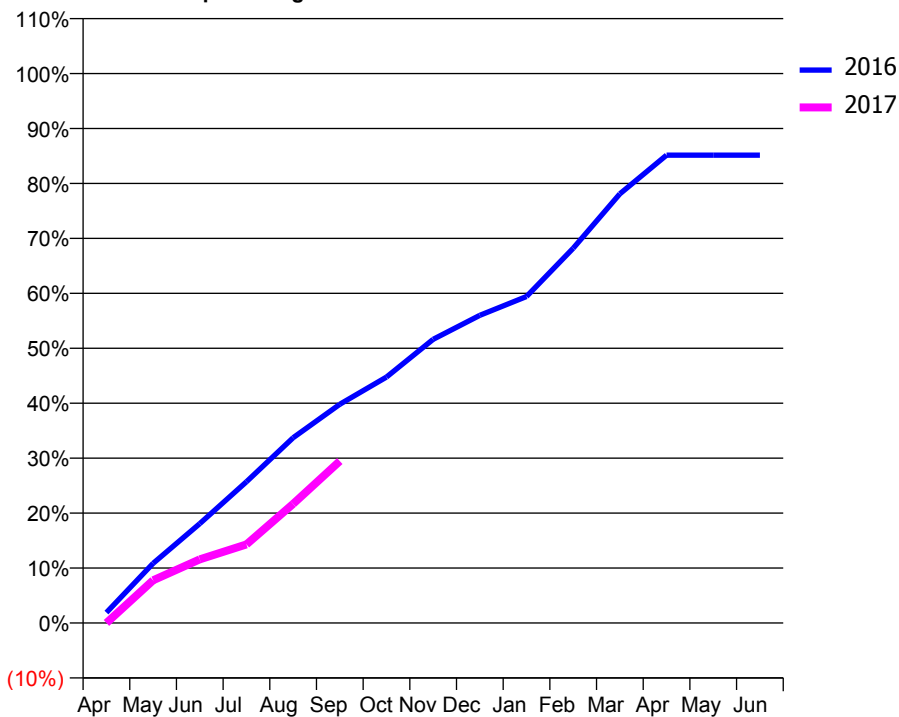
ACCESS*

Patients seen in 24 months	Total	Change since previous quarter
Quarter ending September 2015	265	
Quarter ending December 2015	258	↓
Quarter ending March 2016	265	↑
Quarter ending June 2016	269	→
Quarter ending September 2016	256	↓
Variance since September 2015	(3.4%)	↓



ACTIVITY

Cumulative percentage of contracted UDA delivered 2016 & 2017



Adjusted Scheduled Activity (UDA)

Month	2016	2017
April	10	0
May	57	37
June	95	55
July	135	68
August	177	103
September	209	140
October	235	
November	271	
December	294	
January	312	
February	358	
March	410	
April	447	
May	447	
June	447	

QUALITY

	Quantity	Base Number	Contract	AT	Region	England
% of FP17s for the same patient ID Re-attending within 3 months - Children	4	101	4.0%	10.4%	11.8%	12.4%
% of FP17s for the same patient ID Re-attending within 3 months - Adults	0	34	0.0%	16.1%	16.6%	16.7%
% of FP17s for the same patient ID Re-attending between 3 & 9 months - Children	54	101	53.5%	58.5%	60.2%	57.4%
% of FP17s for the same patient ID Re-attending between 3 & 9 months - Adults	20	34	58.8%	49.6%	52.0%	50.5%
% of FP17s for Band 1 Urgent Courses	0	112	0.0%	10.6%	9.4%	9.1%
% of FP17s Relating to Free Repair or Replacements	0	112	0.0%	0.9%	0.7%	0.8%
% of FP17s Relating to Continuations	0	112	0.0%	1.4%	1.2%	1.3%
% of Patients satisfied with the dentistry they have received	0	0	N/A	93.2%	93.6%	93.2%
% of Patients satisfied with the time they had to wait for an appointment	0	0	N/A	88.6%	89.1%	89.0%

* This is based on patients treated on this contract for their most recent course of treatment. Figures in italics indicate the base number of FP17s or Patient Questionnaire responses are less than 100. N/A is shown where the base number of responses is less than 10 during the period. % is calculated as Quantity/Base number*100

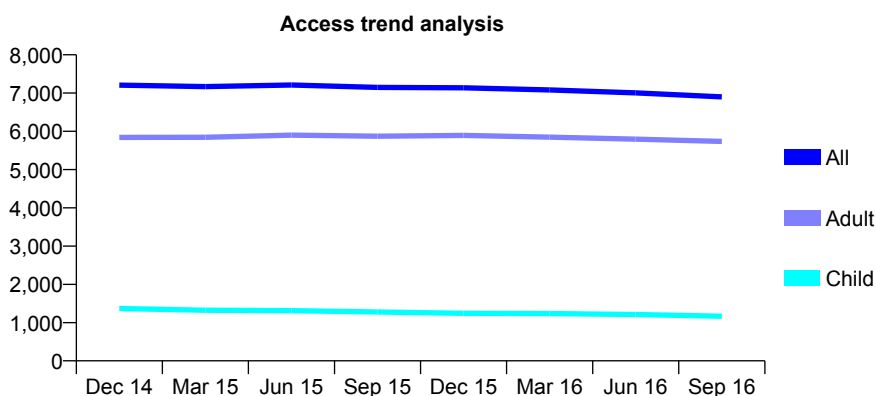
Q66 - Vital Signs At a Glance Contract Report for 189472/0001 - September 2016

Name or company name	St Leonard's Dental Practice Ltd
Contract type name	GDS Contract
Purpose of contract	General
Contract start date	01/08/2009
Contract end date	

16/17 Contracted general activity (UDA)	21,973
Carry forward general activity (UDA)	-419
16/17 Contracted orthodontic activity (UOA)	0
Carry forward orthodontic activity (UOA)	0
Baseline contract value	£695,700.57

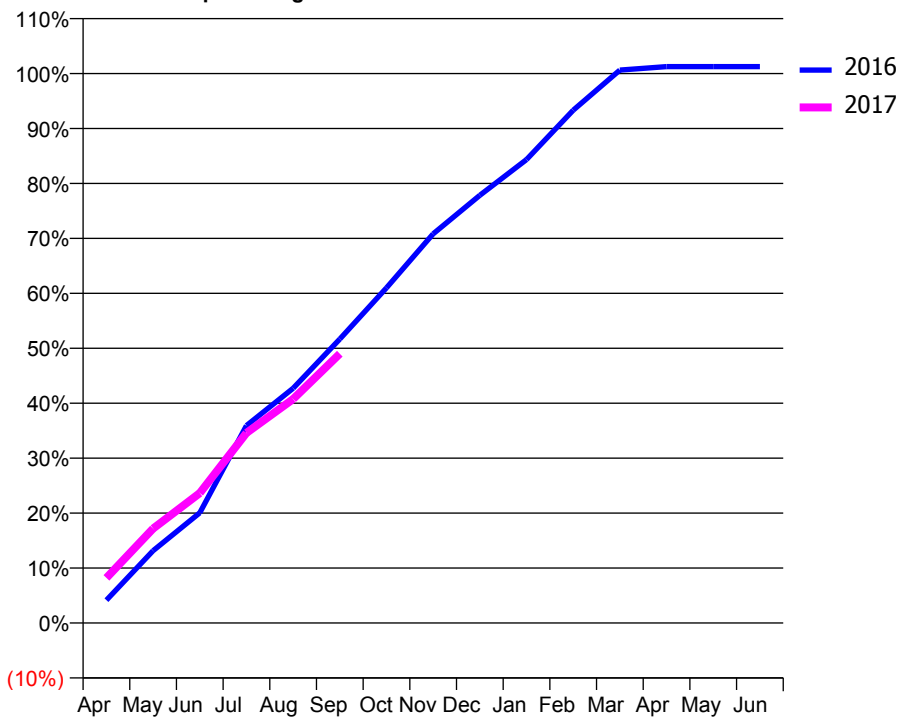
ACCESS*

Patients seen in 24 months	Total	Change since previous quarter
Quarter ending September 2015	7,149	
Quarter ending December 2015	7,136	→
Quarter ending March 2016	7,082	→
Quarter ending June 2016	7,005	↓
Quarter ending September 2016	6,901	↓
Variance since September 2015	(3.5%)	↓



ACTIVITY

Cumulative percentage of contracted UDA delivered 2016 & 2017



Month	Adjusted Scheduled Activity (UDA)	
	2016	2017
April	914	1,803
May	2,891	3,777
June	4,404	5,195
July	7,895	7,599
August	9,388	8,957
September	11,354	10,769
October	13,400	
November	15,562	
December	17,101	
January	18,533	
February	20,505	
March	22,107	
April	22,251	
May	22,250	
June	22,251	

QUALITY

	Quantity	Base Number	Contract	AT	Region	England
% of FP17s for the same patient ID Re-attending within 3 months - Children	60	974	6.2%	10.4%	11.8%	12.4%
% of FP17s for the same patient ID Re-attending within 3 months - Adults	669	4,632	14.4%	16.1%	16.6%	16.7%
% of FP17s for the same patient ID Re-attending between 3 & 9 months - Children	682	974	70.0%	58.5%	60.2%	57.4%
% of FP17s for the same patient ID Re-attending between 3 & 9 months - Adults	2,975	4,632	64.2%	49.6%	52.0%	50.5%
% of FP17s for Band 1 Urgent Courses	571	5,513	10.4%	10.6%	9.4%	9.1%
% of FP17s Relating to Free Repair or Replacements	30	5,513	0.5%	0.9%	0.7%	0.8%
% of FP17s Relating to Continuations	39	5,513	0.7%	1.4%	1.2%	1.3%
% of Patients satisfied with the dentistry they have received	7	8	N/A	93.2%	93.6%	93.2%
% of Patients satisfied with the time they had to wait for an appointment	8	8	N/A	88.6%	89.1%	89.0%

* This is based on patients treated on this contract for their most recent course of treatment. Figures in italics indicate the base number of FP17s or Patient Questionnaire responses are less than 100. N/A is shown where the base number of responses is less than 10 during the period. % is calculated as Quantity/Base number*100

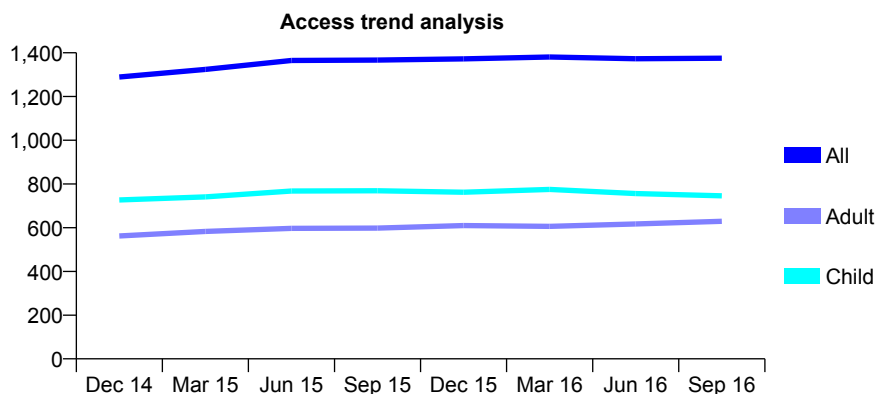
Q66 - Vital Signs At a Glance Contract Report for 189731/0001 - September 2016

Name or company name	Spicer Road Dental Practice Ltd
Contract type name	GDS Contract
Purpose of contract	General
Contract start date	01/01/2013
Contract end date	

16/17 Contracted general activity (UDA)	4,200
Carry forward general activity (UDA)	0
16/17 Contracted orthodontic activity (UOA)	0
Carry forward orthodontic activity (UOA)	0
Baseline contract value	£100,331.17

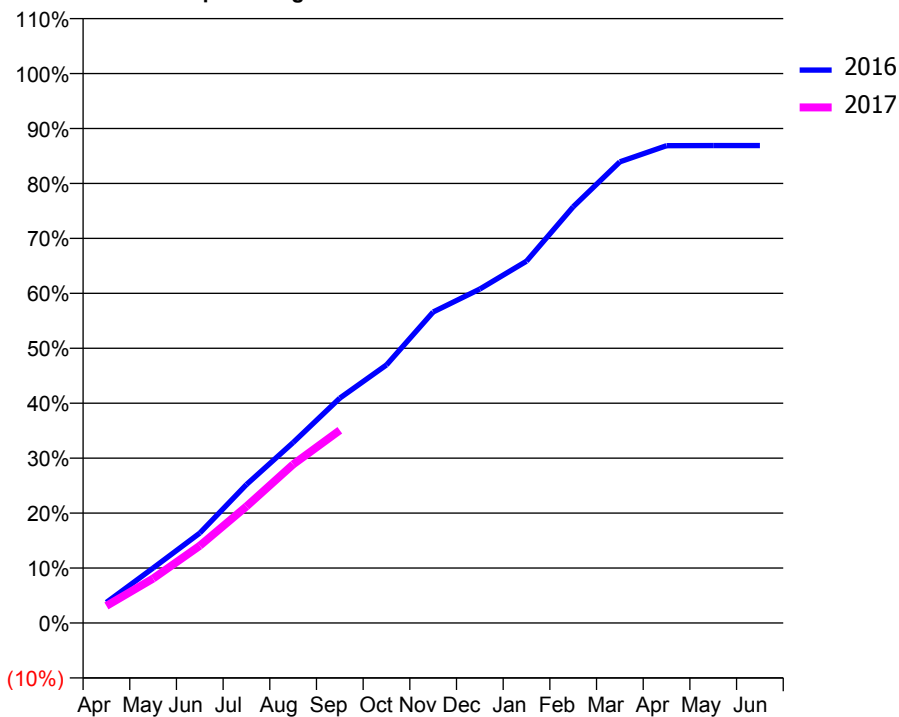
ACCESS*

Patients seen in 24 months	Total	Change since previous quarter
Quarter ending September 2015	1,367	
Quarter ending December 2015	1,372	→
Quarter ending March 2016	1,381	→
Quarter ending June 2016	1,373	→
Quarter ending September 2016	1,375	→
Variance since September 2015	0.6%	→



ACTIVITY

Cumulative percentage of contracted UDA delivered 2016 & 2017



Month	Adjusted Scheduled Activity (UDA)	
	2016	2017
April	157	131
May	421	340
June	687	590
July	1,059	892
August	1,380	1,213
September	1,718	1,473
October	1,973	
November	2,378	
December	2,552	
January	2,766	
February	3,181	
March	3,525	
April	3,648	
May	3,649	
June	3,649	

QUALITY

	Quantity	Base Number	Contract	AT	Region	England
% of FP17s for the same patient ID Re-attending within 3 months - Children	41	607	6.8%	10.4%	11.8%	12.4%
% of FP17s for the same patient ID Re-attending within 3 months - Adults	72	439	16.4%	16.1%	16.6%	16.7%
% of FP17s for the same patient ID Re-attending between 3 & 9 months - Children	413	607	68.0%	58.5%	60.2%	57.4%
% of FP17s for the same patient ID Re-attending between 3 & 9 months - Adults	263	439	59.9%	49.6%	52.0%	50.5%
% of FP17s for Band 1 Urgent Courses	71	966	7.3%	10.6%	9.4%	9.1%
% of FP17s Relating to Free Repair or Replacements	2	966	0.2%	0.9%	0.7%	0.8%
% of FP17s Relating to Continuations	0	966	0.0%	1.4%	1.2%	1.3%
% of Patients satisfied with the dentistry they have received	2	2	N/A	93.2%	93.6%	93.2%
% of Patients satisfied with the time they had to wait for an appointment	2	2	N/A	88.6%	89.1%	89.0%

* This is based on patients treated on this contract for their most recent course of treatment. Figures in italics indicate the base number of FP17s or Patient Questionnaire responses are less than 100. N/A is shown where the base number of responses is less than 10 during the period. % is calculated as Quantity/Base number*100

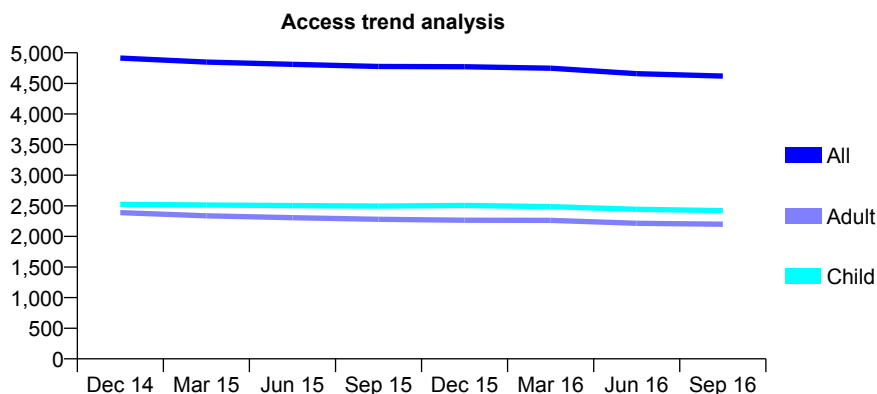
Q66 - Vital Signs At a Glance Contract Report for 191078/0001 - September 2016

Name or company name	Lynbridge House NHS Dental Practice
Contract type name	GDS Contract
Purpose of contract	General
Contract start date	01/04/2006
Contract end date	

16/17 Contracted general activity (UDA)	12,250
Carry forward general activity (UDA)	0
16/17 Contracted orthodontic activity (UOA)	0
Carry forward orthodontic activity (UOA)	0
Baseline contract value	£289,158.18

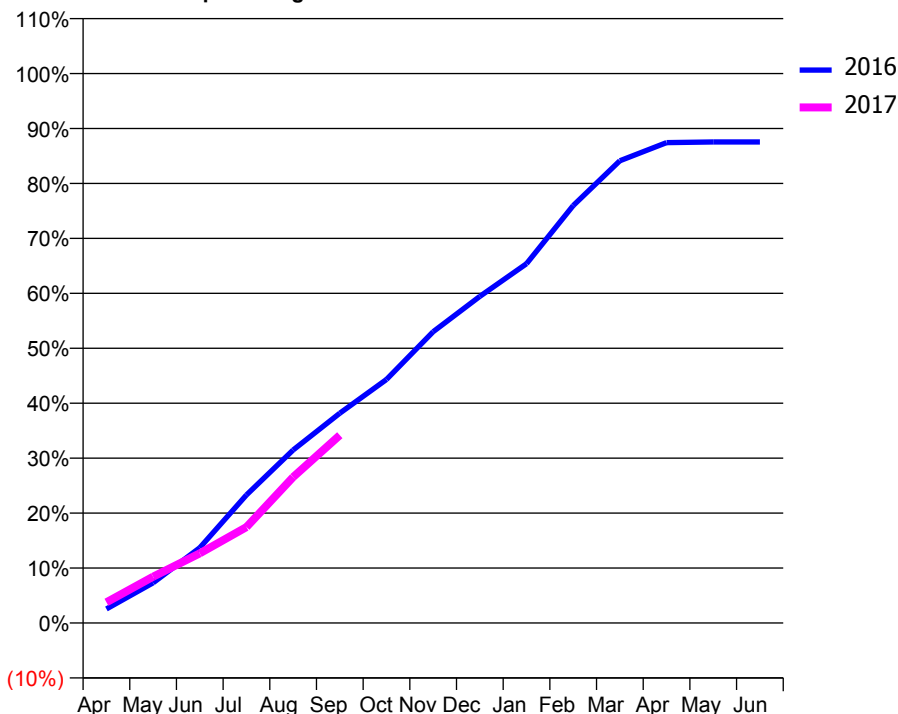
ACCESS*

Patients seen in 24 months	Total	Change since previous quarter
Quarter ending September 2015	4,777	
Quarter ending December 2015	4,772	→
Quarter ending March 2016	4,748	→
Quarter ending June 2016	4,659	↓
Quarter ending September 2016	4,620	→
Variance since September 2015	(3.3%)	↓



ACTIVITY

Cumulative percentage of contracted UDA delivered 2016 & 2017



Adjusted Scheduled Activity (UDA)

Month	2016	2017
April	314	464
May	898	1,033
June	1,677	1,553
July	2,854	2,140
August	3,857	3,253
September	4,679	4,188
October	5,431	
November	6,495	
December	7,281	
January	8,009	
February	9,305	
March	10,304	
April	10,708	
May	10,724	
June	10,724	

QUALITY

	Quantity	Base Number	Contract	AT	Region	England
% of FP17s for the same patient ID Re-attending within 3 months - Children	107	1,477	7.2%	10.4%	11.8%	12.4%
% of FP17s for the same patient ID Re-attending within 3 months - Adults	296	1,258	23.5%	16.1%	16.6%	16.7%
% of FP17s for the same patient ID Re-attending between 3 & 9 months - Children	776	1,477	52.5%	58.5%	60.2%	57.4%
% of FP17s for the same patient ID Re-attending between 3 & 9 months - Adults	561	1,258	44.6%	49.6%	52.0%	50.5%
% of FP17s for Band 1 Urgent Courses	252	2,045	12.3%	10.6%	9.4%	9.1%
% of FP17s Relating to Free Repair or Replacements	0	2,045	0.0%	0.9%	0.7%	0.8%
% of FP17s Relating to Continuations	11	2,045	0.5%	1.4%	1.2%	1.3%
% of Patients satisfied with the dentistry they have received	3	4	N/A	93.2%	93.6%	93.2%
% of Patients satisfied with the time they had to wait for an appointment	3	4	N/A	88.6%	89.1%	89.0%

* This is based on patients treated on this contract for their most recent course of treatment. Figures in italics indicate the base number of FP17s or Patient Questionnaire responses are less than 100. N/A is shown where the base number of responses is less than 10 during the period. % is calculated as Quantity/Base number*100

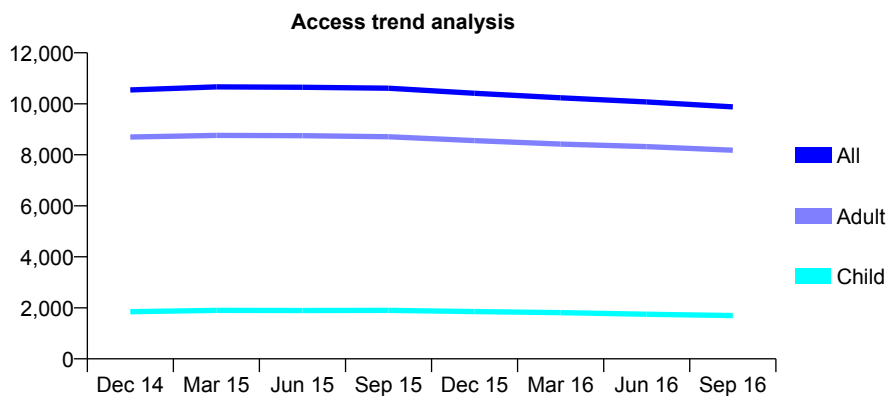
Q66 - Vital Signs At a Glance Contract Report for 193305/0001 - September 2016

Name or company name	HONITON DENTAL CENTRE
Contract type name	GDS Contract
Purpose of contract	General and Orthodontic
Contract start date	01/09/2009
Contract end date	

16/17 Contracted general activity (UDA)	34,432
Carry forward general activity (UDA)	0
16/17 Contracted orthodontic activity (UOA)	0
Carry forward orthodontic activity (UOA)	0
Baseline contract value	£1,108,325.94

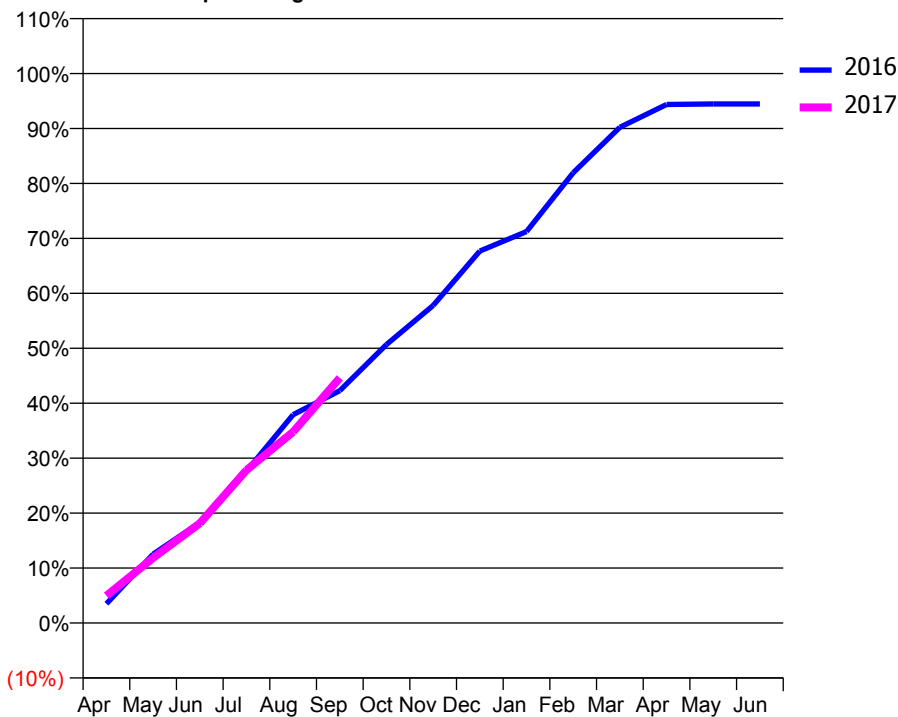
ACCESS*

Patients seen in 24 months	Total	Change since previous quarter
Quarter ending September 2015	10,613	
Quarter ending December 2015	10,413	↓
Quarter ending March 2016	10,234	↓
Quarter ending June 2016	10,075	↓
Quarter ending September 2016	9,880	↓
Variance since September 2015	(6.9%)	↓



ACTIVITY

Cumulative percentage of contracted UDA delivered 2016 & 2017



Month	Adjusted Scheduled Activity (UDA)	
	2016	2017
April	1,208	1,706
May	4,314	4,085
June	6,299	6,243
July	9,514	9,578
August	13,055	11,977
September	14,563	15,365
October	17,447	
November	19,903	
December	23,309	
January	24,531	
February	28,209	
March	31,065	
April	32,495	
May	32,521	
June	32,524	

QUALITY

	Quantity	Base Number	Contract	AT	Region	England
% of FP17s for the same patient ID Re-attending within 3 months - Children	93	1,387	6.7%	10.4%	11.8%	12.4%
% of FP17s for the same patient ID Re-attending within 3 months - Adults	1,154	6,643	17.4%	16.1%	16.6%	16.7%
% of FP17s for the same patient ID Re-attending between 3 & 9 months - Children	912	1,387	65.8%	58.5%	60.2%	57.4%
% of FP17s for the same patient ID Re-attending between 3 & 9 months - Adults	3,720	6,643	56.0%	49.6%	52.0%	50.5%
% of FP17s for Band 1 Urgent Courses	475	7,367	6.4%	10.6%	9.4%	9.1%
% of FP17s Relating to Free Repair or Replacements	70	7,367	1.0%	0.9%	0.7%	0.8%
% of FP17s Relating to Continuations	146	7,367	2.0%	1.4%	1.2%	1.3%
% of Patients satisfied with the dentistry they have received	13	13	100.0%	93.2%	93.6%	93.2%
% of Patients satisfied with the time they had to wait for an appointment	12	13	92.3%	88.6%	89.1%	89.0%

* This is based on patients treated on this contract for their most recent course of treatment. Figures in italics indicate the base number of FP17s or Patient Questionnaire responses are less than 100. N/A is shown where the base number of responses is less than 10 during the period. % is calculated as Quantity/Base number*100

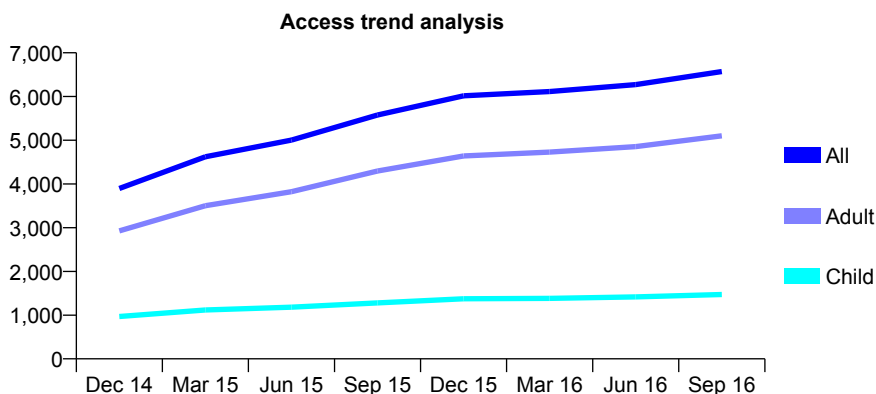
Q66 - Vital Signs At a Glance Contract Report for 194921/0001 - September 2016

Name or company name	The Harbour Way Partnership
Contract type name	GDS Contract
Purpose of contract	General and Orthodontic
Contract start date	01/02/2014
Contract end date	

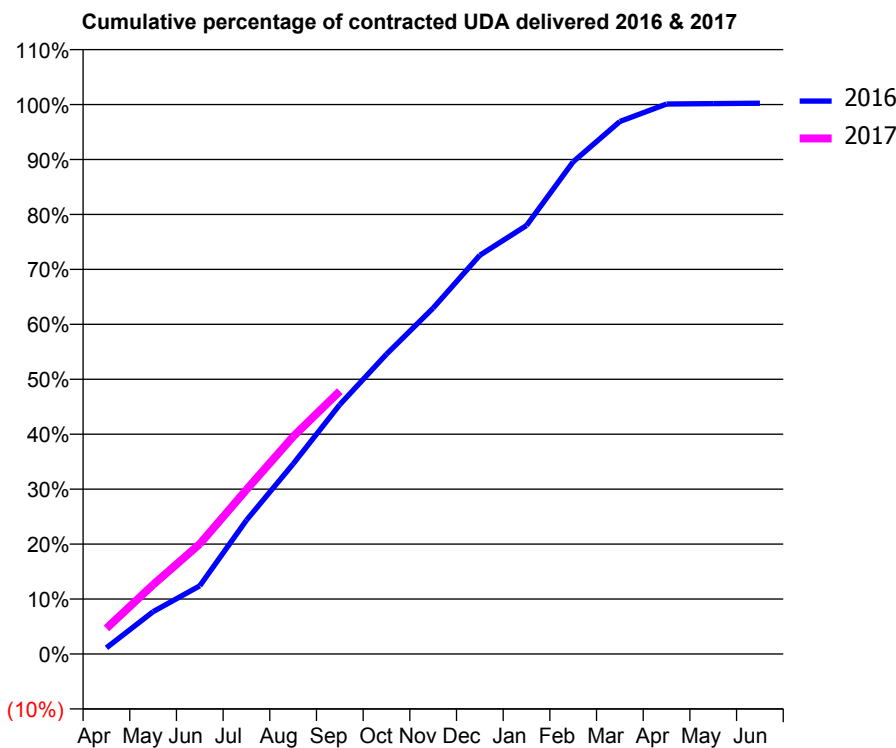
16/17 Contracted general activity (UDA)	20,000
Carry forward general activity (UDA)	-45
16/17 Contracted orthodontic activity (UOA)	0
Carry forward orthodontic activity (UOA)	0
Baseline contract value	£443,214.92

ACCESS*

Patients seen in 24 months	Total	Change since previous quarter
Quarter ending September 2015	5,578	
Quarter ending December 2015	6,015	↑
Quarter ending March 2016	6,114	→
Quarter ending June 2016	6,273	↑
Quarter ending September 2016	6,572	↑
Variance since September 2015	17.8%	↑



ACTIVITY



Month	Adjusted Scheduled Activity (UDA)	
	2016	2017
April	227	937
May	1,542	2,522
June	2,481	4,007
July	4,869	5,983
August	6,917	7,915
September	9,079	9,567
October	10,915	
November	12,594	
December	14,514	
January	15,595	
February	17,915	
March	19,380	
April	20,020	
May	20,031	
June	20,045	

QUALITY

	Quantity	Base Number	Contract	AT	Region	England
% of FP17s for the same patient ID Re-attending within 3 months - Children	109	1,192	9.1%	10.4%	11.8%	12.4%
% of FP17s for the same patient ID Re-attending within 3 months - Adults	817	4,194	19.5%	16.1%	16.6%	16.7%
% of FP17s for the same patient ID Re-attending between 3 & 9 months - Children	725	1,192	60.8%	58.5%	60.2%	57.4%
% of FP17s for the same patient ID Re-attending between 3 & 9 months - Adults	2,298	4,194	54.8%	49.6%	52.0%	50.5%
% of FP17s for Band 1 Urgent Courses	548	5,040	10.9%	10.6%	9.4%	9.1%
% of FP17s Relating to Free Repair or Replacements	74	5,040	1.5%	0.9%	0.7%	0.8%
% of FP17s Relating to Continuations	148	5,040	2.9%	1.4%	1.2%	1.3%
% of Patients satisfied with the dentistry they have received	10	10	100.0%	93.2%	93.6%	93.2%
% of Patients satisfied with the time they had to wait for an appointment	9	10	90.0%	88.6%	89.1%	89.0%

* This is based on patients treated on this contract for their most recent course of treatment. Figures in italics indicate the base number of FP17s or Patient Questionnaire responses are less than 100. N/A is shown where the base number of responses is less than 10 during the period. % is calculated as Quantity/Base number*100

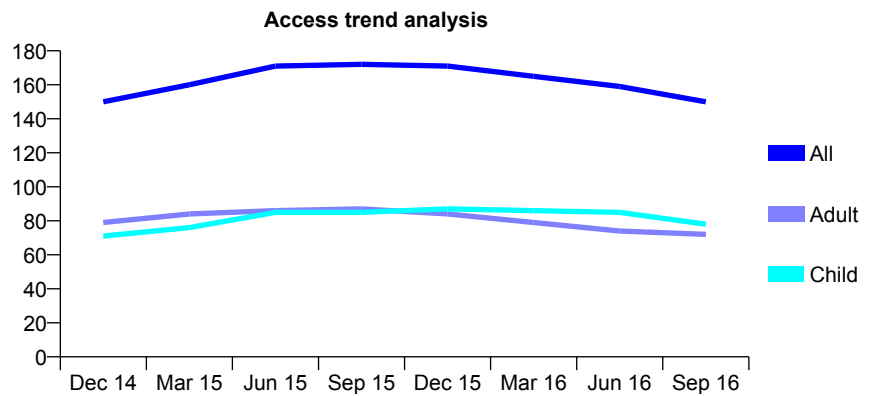
Q66 - Vital Signs At a Glance Contract Report for 195715/0001 - September 2016

Name or company name	Tor Lodge Dental Partnership
Contract type name	GDS Contract
Purpose of contract	General and Orthodontic
Contract start date	15/11/2013
Contract end date	

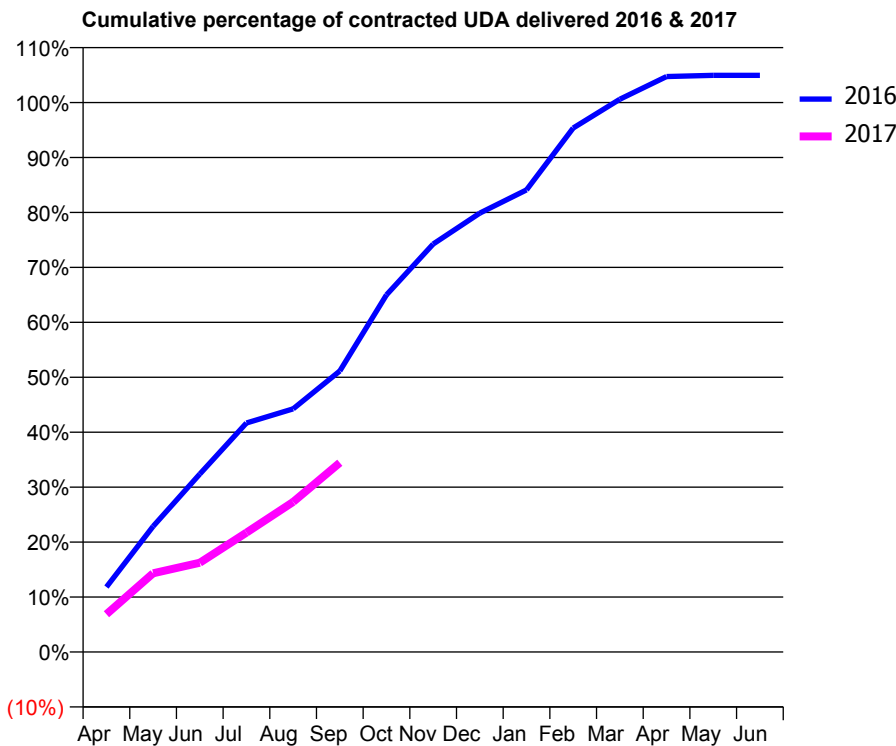
16/17 Contracted general activity (UDA)	465
Carry forward general activity (UDA)	-9
16/17 Contracted orthodontic activity (UOA)	600
Carry forward orthodontic activity (UOA)	14
Baseline contract value	£53,623.96

ACCESS*

Patients seen in 24 months	Total	Change since previous quarter
Quarter ending September 2015	172	
Quarter ending December 2015	171	→
Quarter ending March 2016	165	↓
Quarter ending June 2016	159	↓
Quarter ending September 2016	150	↓
Variance since September 2015	(12.8%)	↓



ACTIVITY



Month	Adjusted Scheduled Activity (UDA)	
	2016	2017
April	55	32
May	106	67
June	151	76
July	194	101
August	206	127
September	238	160
October	302	
November	345	
December	371	
January	391	
February	443	
March	468	
April	487	
May	488	
June	488	

QUALITY

	Quantity	Base Number	Contract	AT	Region	England
% of FP17s for the same patient ID Re-attending within 3 months - Children	8	90	8.9%	10.4%	11.8%	12.4%
% of FP17s for the same patient ID Re-attending within 3 months - Adults	9	51	17.6%	16.1%	16.6%	16.7%
% of FP17s for the same patient ID Re-attending between 3 & 9 months - Children	34	90	37.8%	58.5%	60.2%	57.4%
% of FP17s for the same patient ID Re-attending between 3 & 9 months - Adults	34	51	66.7%	49.6%	52.0%	50.5%
% of FP17s for Band 1 Urgent Courses	6	87	6.9%	10.6%	9.4%	9.1%
% of FP17s Relating to Free Repair or Replacements	0	87	0.0%	0.9%	0.7%	0.8%
% of FP17s Relating to Continuations	1	87	1.1%	1.4%	1.2%	1.3%
% of Patients satisfied with the dentistry they have received	0	0	N/A	93.2%	93.6%	93.2%
% of Patients satisfied with the time they had to wait for an appointment	0	0	N/A	88.6%	89.1%	89.0%

* This is based on patients treated on this contract for their most recent course of treatment. Figures in italics indicate the base number of FP17s or Patient Questionnaire responses are less than 100. N/A is shown where the base number of responses is less than 10 during the period. % is calculated as Quantity/Base number*100

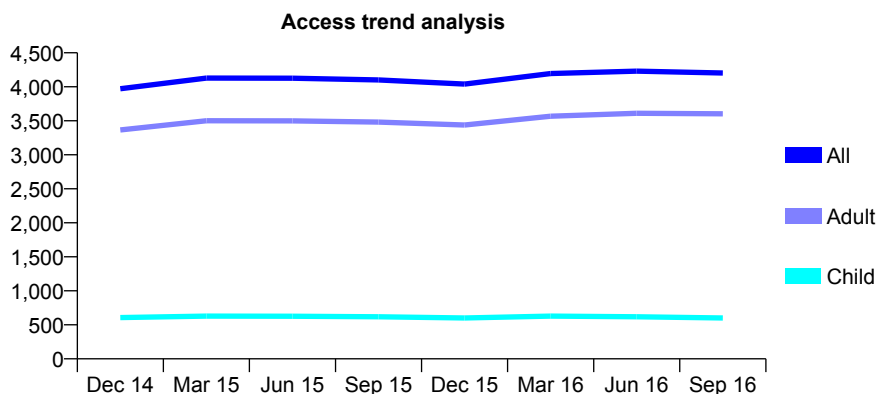
Q66 - Vital Signs At a Glance Contract Report for 196002/0001 - September 2016

Name or company name	Ingrid Cubbon Dental surgery (SW) Limited
Contract type name	GDS Contract
Purpose of contract	General
Contract start date	01/12/2012
Contract end date	

16/17 Contracted general activity (UDA)	15,021
Carry forward general activity (UDA)	-129
16/17 Contracted orthodontic activity (UOA)	0
Carry forward orthodontic activity (UOA)	0
Baseline contract value	£343,503.12

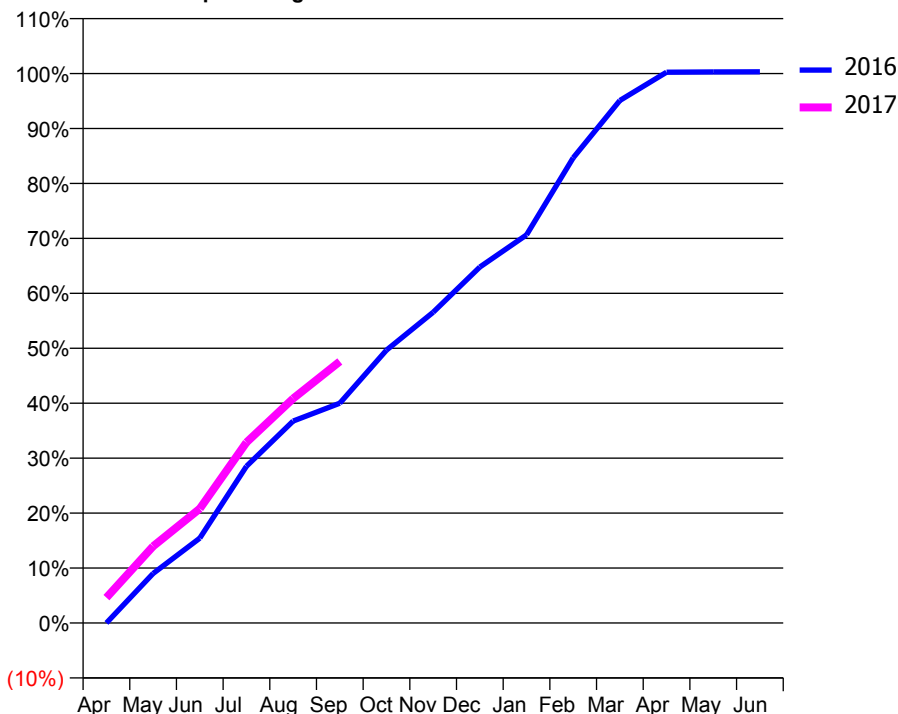
ACCESS*

Patients seen in 24 months	Total	Change since previous quarter
Quarter ending September 2015	4,100	
Quarter ending December 2015	4,040	↓
Quarter ending March 2016	4,196	↑
Quarter ending June 2016	4,230	→
Quarter ending September 2016	4,203	→
Variance since September 2015	2.5%	↑



ACTIVITY

Cumulative percentage of contracted UDA delivered 2016 & 2017



Month	Adjusted Scheduled Activity (UDA)	
	2016	2017
April	2	694
May	1,353	2,099
June	2,320	3,124
July	4,285	4,936
August	5,522	6,135
September	6,008	7,148
October	7,459	
November	8,494	
December	9,732	
January	10,609	
February	12,715	
March	14,285	
April	15,058	
May	15,062	
June	15,067	

QUALITY

	Quantity	Base Number	Contract	AT	Region	England
% of FP17s for the same patient ID Re-attending within 3 months - Children	36	464	7.8%	10.4%	11.8%	12.4%
% of FP17s for the same patient ID Re-attending within 3 months - Adults	585	3,356	17.4%	16.1%	16.6%	16.7%
% of FP17s for the same patient ID Re-attending between 3 & 9 months - Children	324	464	69.8%	58.5%	60.2%	57.4%
% of FP17s for the same patient ID Re-attending between 3 & 9 months - Adults	2,233	3,356	66.5%	49.6%	52.0%	50.5%
% of FP17s for Band 1 Urgent Courses	227	3,430	6.6%	10.6%	9.4%	9.1%
% of FP17s Relating to Free Repair or Replacements	32	3,430	0.9%	0.9%	0.7%	0.8%
% of FP17s Relating to Continuations	64	3,430	1.9%	1.4%	1.2%	1.3%
% of Patients satisfied with the dentistry they have received	6	6	N/A	93.2%	93.6%	93.2%
% of Patients satisfied with the time they had to wait for an appointment	6	6	N/A	88.6%	89.1%	89.0%

* This is based on patients treated on this contract for their most recent course of treatment. Figures in italics indicate the base number of FP17s or Patient Questionnaire responses are less than 100. N/A is shown where the base number of responses is less than 10 during the period. % is calculated as Quantity/Base number*100

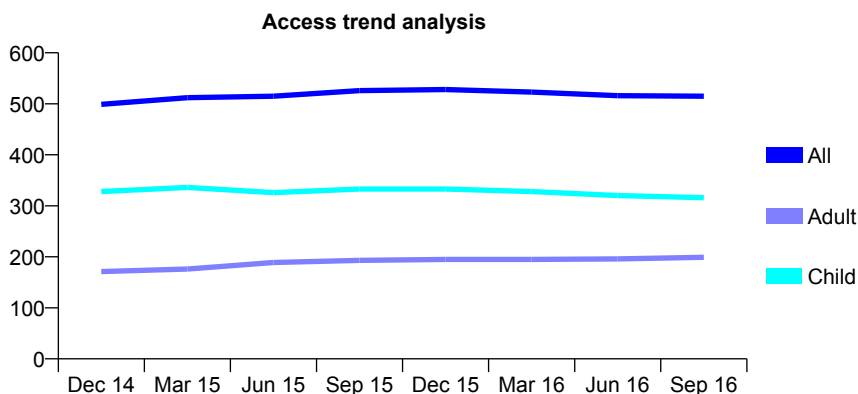
Q66 - Vital Signs At a Glance Contract Report for 196045/0001 - September 2016

Name or company name	Millbrook Villas Limited
Contract type name	GDS Contract
Purpose of contract	General
Contract start date	01/05/2013
Contract end date	

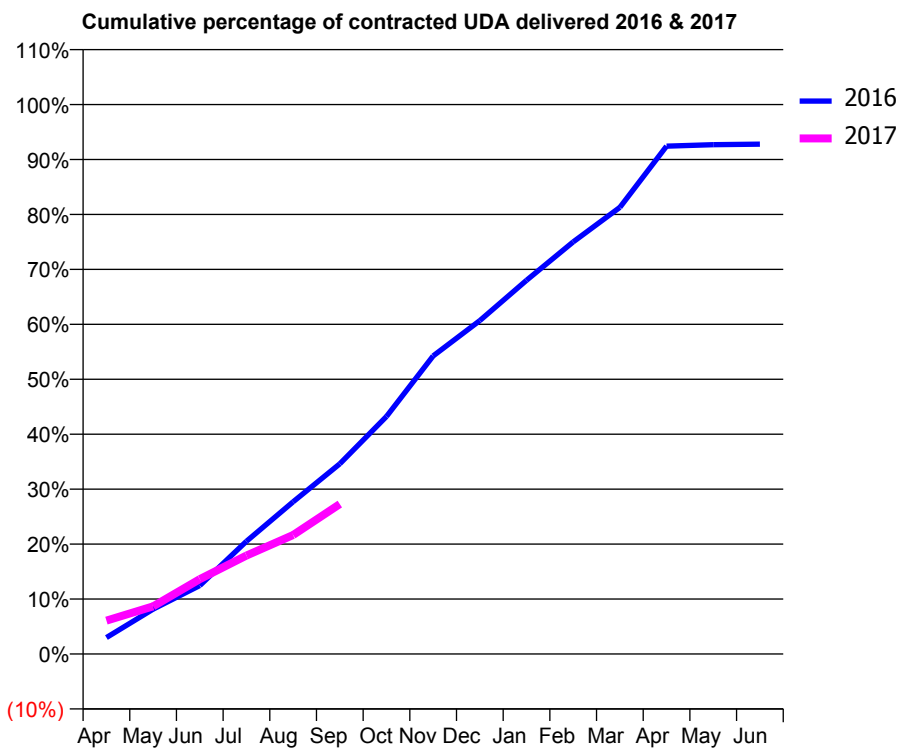
16/17 Contracted general activity (UDA)	1,100
Carry forward general activity (UDA)	0
16/17 Contracted orthodontic activity (UOA)	0
Carry forward orthodontic activity (UOA)	0
Baseline contract value	£27,451.58

ACCESS*

Patients seen in 24 months	Total	Change since previous quarter
Quarter ending September 2015	526	
Quarter ending December 2015	528	→
Quarter ending March 2016	523	→
Quarter ending June 2016	516	↓
Quarter ending September 2016	515	→
Variance since September 2015	(2.1%)	↓



ACTIVITY



Adjusted Scheduled Activity (UDA)		
Month	2016	2017
April	33	67
May	90	95
June	137	150
July	226	197
August	305	238
September	381	300
October	476	
November	597	
December	668	
January	748	
February	825	
March	894	
April	1,017	
May	1,020	
June	1,021	

QUALITY

	Quantity	Base Number	Contract	AT	Region	England
% of FP17s for the same patient ID Re-attending within 3 months - Children	15	261	5.7%	10.4%	11.8%	12.4%
% of FP17s for the same patient ID Re-attending within 3 months - Adults	7	102	6.9%	16.1%	16.6%	16.7%
% of FP17s for the same patient ID Re-attending between 3 & 9 months - Children	207	261	79.3%	58.5%	60.2%	57.4%
% of FP17s for the same patient ID Re-attending between 3 & 9 months - Adults	69	102	67.6%	49.6%	52.0%	50.5%
% of FP17s for Band 1 Urgent Courses	6	257	2.3%	10.6%	9.4%	9.1%
% of FP17s Relating to Free Repair or Replacements	0	257	0.0%	0.9%	0.7%	0.8%
% of FP17s Relating to Continuations	0	257	0.0%	1.4%	1.2%	1.3%
% of Patients satisfied with the dentistry they have received	3	3	N/A	93.2%	93.6%	93.2%
% of Patients satisfied with the time they had to wait for an appointment	3	3	N/A	88.6%	89.1%	89.0%

* This is based on patients treated on this contract for their most recent course of treatment. Figures in italics indicate the base number of FP17s or Patient Questionnaire responses are less than 100. N/A is shown where the base number of responses is less than 10 during the period. % is calculated as Quantity/Base number*100

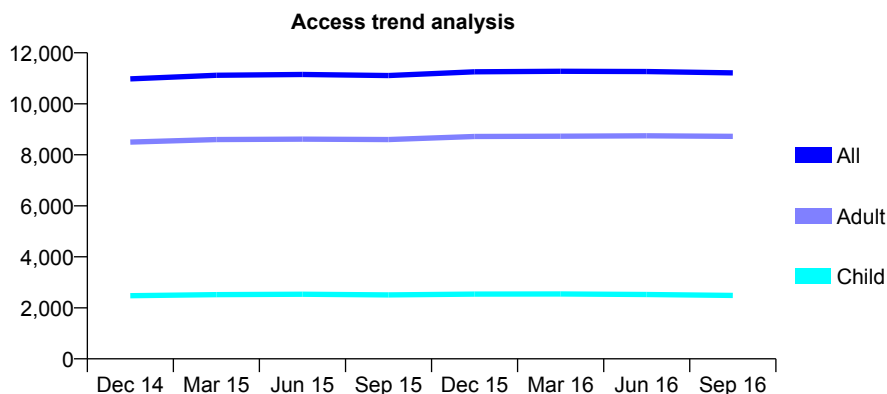
Q66 - Vital Signs At a Glance Contract Report for 196053/0001 - September 2016

Name or company name	Truro Dental Health
Contract type name	GDS Contract
Purpose of contract	General
Contract start date	01/02/2007
Contract end date	

16/17 Contracted general activity (UDA)	29,737
Carry forward general activity (UDA)	815
16/17 Contracted orthodontic activity (UOA)	0
Carry forward orthodontic activity (UOA)	0
Baseline contract value	£771,340.53

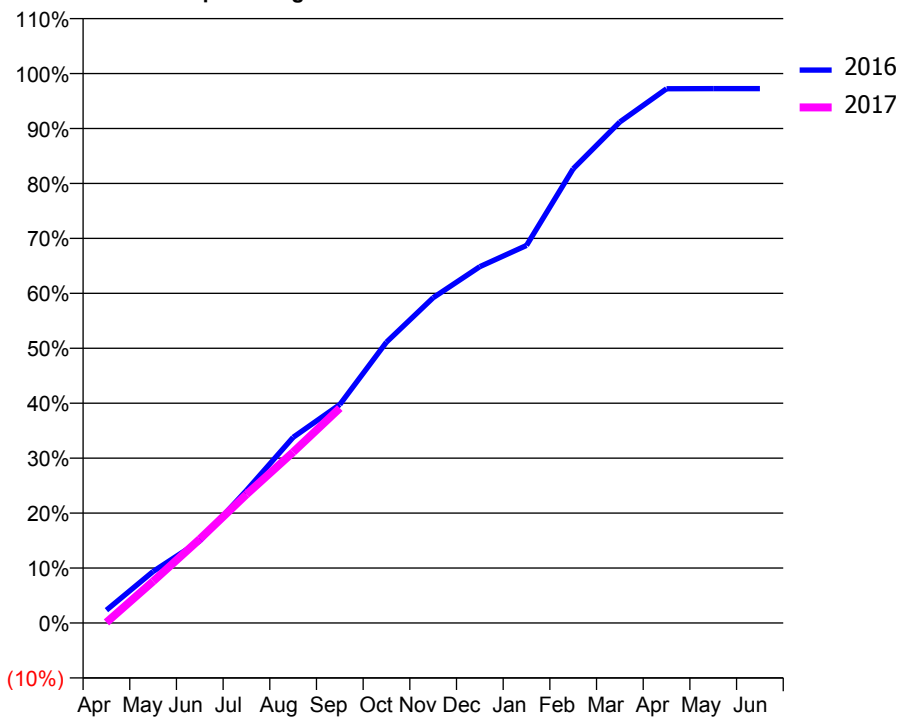
ACCESS*

Patients seen in 24 months	Total	Change since previous quarter
Quarter ending September 2015	11,109	
Quarter ending December 2015	11,256	→
Quarter ending March 2016	11,274	→
Quarter ending June 2016	11,267	→
Quarter ending September 2016	11,211	→
Variance since September 2015	0.9%	→



ACTIVITY

Cumulative percentage of contracted UDA delivered 2016 & 2017



Month	Adjusted Scheduled Activity (UDA)	
	2016	2017
April	695	30
May	2,786	2,255
June	4,445	4,544
July	7,176	6,959
August	10,048	9,247
September	11,822	11,626
October	15,203	
November	17,601	
December	19,287	
January	20,434	
February	24,581	
March	27,118	
April	28,909	
May	28,916	
June	28,922	

QUALITY

	Quantity	Base Number	Contract	AT	Region	England
% of FP17s for the same patient ID Re-attending within 3 months - Children	131	1,900	6.9%	10.4%	11.8%	12.4%
% of FP17s for the same patient ID Re-attending within 3 months - Adults	969	6,561	14.8%	16.1%	16.6%	16.7%
% of FP17s for the same patient ID Re-attending between 3 & 9 months - Children	1,121	1,900	59.0%	58.5%	60.2%	57.4%
% of FP17s for the same patient ID Re-attending between 3 & 9 months - Adults	3,608	6,561	55.0%	49.6%	52.0%	50.5%
% of FP17s for Band 1 Urgent Courses	699	7,073	9.9%	10.6%	9.4%	9.1%
% of FP17s Relating to Free Repair or Replacements	110	7,073	1.6%	0.9%	0.7%	0.8%
% of FP17s Relating to Continuations	90	7,073	1.3%	1.4%	1.2%	1.3%
% of Patients satisfied with the dentistry they have received	9	11	81.8%	93.2%	93.6%	93.2%
% of Patients satisfied with the time they had to wait for an appointment	9	11	81.8%	88.6%	89.1%	89.0%

* This is based on patients treated on this contract for their most recent course of treatment. Figures in italics indicate the base number of FP17s or Patient Questionnaire responses are less than 100. N/A is shown where the base number of responses is less than 10 during the period. % is calculated as Quantity/Base number*100

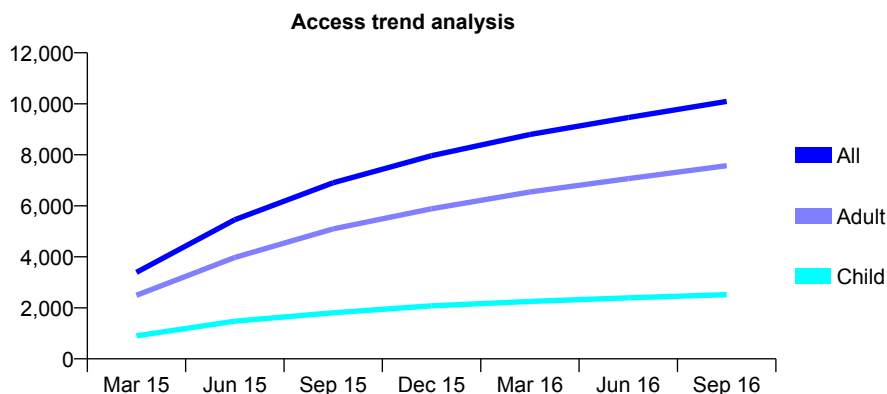
Q66 - Vital Signs At a Glance Contract Report for 196460/0001 - September 2016

Name or company name	Dr G Bradshaw, Dr I Wood, Dr R Bryant
Contract type name	GDS Contract
Purpose of contract	General
Contract start date	01/12/2014
Contract end date	

16/17 Contracted general activity (UDA)	34,038
Carry forward general activity (UDA)	0
16/17 Contracted orthodontic activity (UOA)	0
Carry forward orthodontic activity (UOA)	0
Baseline contract value	£919,558.64

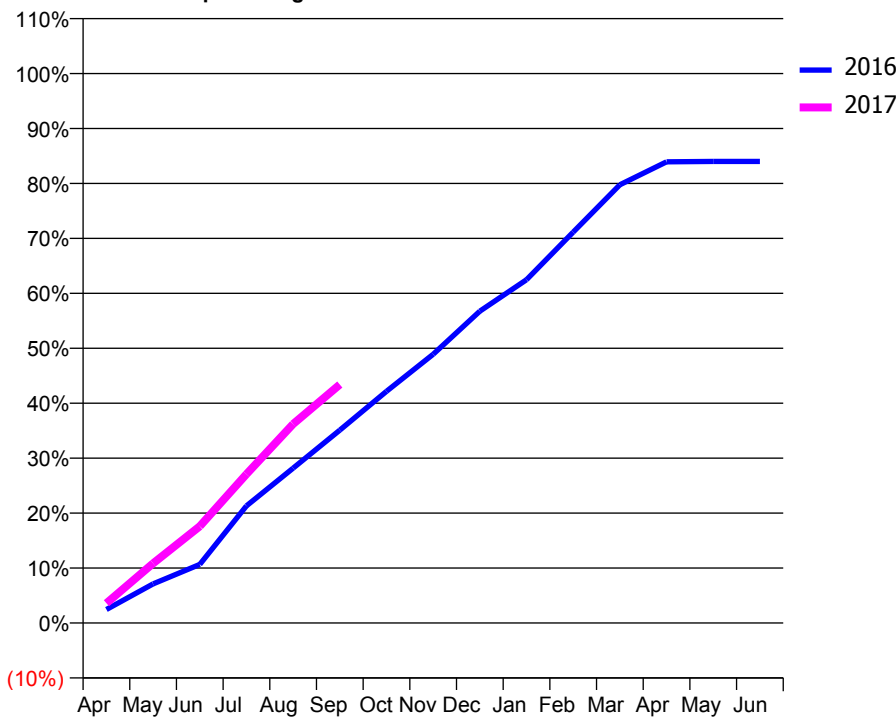
ACCESS*

Patients seen in 24 months	Total	Change since previous quarter
Quarter ending September 2015	6,902	
Quarter ending December 2015	7,964	↑
Quarter ending March 2016	8,795	↑
Quarter ending June 2016	9,459	↑
Quarter ending September 2016	10,092	↑
Variance since September 2015	46.2%	↑



ACTIVITY

Cumulative percentage of contracted UDA delivered 2016 & 2017



Adjusted Scheduled Activity (UDA)

Month	2016	2017
April	836	1,229
May	2,426	3,698
June	3,628	5,989
July	7,257	9,225
August	9,591	12,327
September	11,945	14,776
October	14,348	
November	16,646	
December	19,315	
January	21,265	
February	24,214	
March	27,143	
April	28,566	
May	28,590	
June	28,595	

QUALITY

	Quantity	Base Number	Contract	AT	Region	England
% of FP17s for the same patient ID Re-attending within 3 months - Children	154	1,826	8.4%	10.4%	11.8%	12.4%
% of FP17s for the same patient ID Re-attending within 3 months - Adults	1,066	5,432	19.6%	16.1%	16.6%	16.7%
% of FP17s for the same patient ID Re-attending between 3 & 9 months - Children	915	1,826	50.1%	58.5%	60.2%	57.4%
% of FP17s for the same patient ID Re-attending between 3 & 9 months - Adults	2,519	5,432	46.4%	49.6%	52.0%	50.5%
% of FP17s for Band 1 Urgent Courses	856	6,623	12.9%	10.6%	9.4%	9.1%
% of FP17s Relating to Free Repair or Replacements	132	6,623	2.0%	0.9%	0.7%	0.8%
% of FP17s Relating to Continuations	71	6,623	1.1%	1.4%	1.2%	1.3%
% of Patients satisfied with the dentistry they have received	13	13	100.0%	93.2%	93.6%	93.2%
% of Patients satisfied with the time they had to wait for an appointment	11	13	84.6%	88.6%	89.1%	89.0%

* This is based on patients treated on this contract for their most recent course of treatment. Figures in italics indicate the base number of FP17s or Patient Questionnaire responses are less than 100. N/A is shown where the base number of responses is less than 10 during the period. % is calculated as Quantity/Base number*100

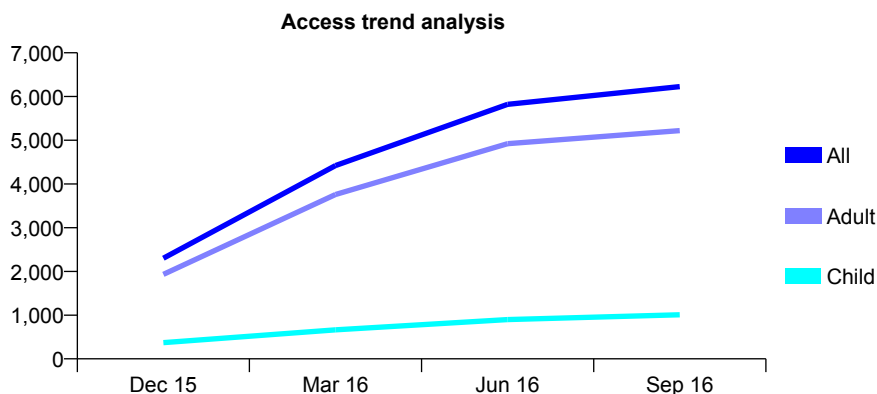
Q66 - Vital Signs At a Glance Contract Report for 196665/0001 - September 2016

Name or company name	DR Jaswinder Dhariwal
Contract type name	GDS Contract
Purpose of contract	General
Contract start date	14/09/2015
Contract end date	

16/17 Contracted general activity (UDA)	28,000
Carry forward general activity (UDA)	0
16/17 Contracted orthodontic activity (UOA)	0
Carry forward orthodontic activity (UOA)	0
Baseline contract value	£732,059.72

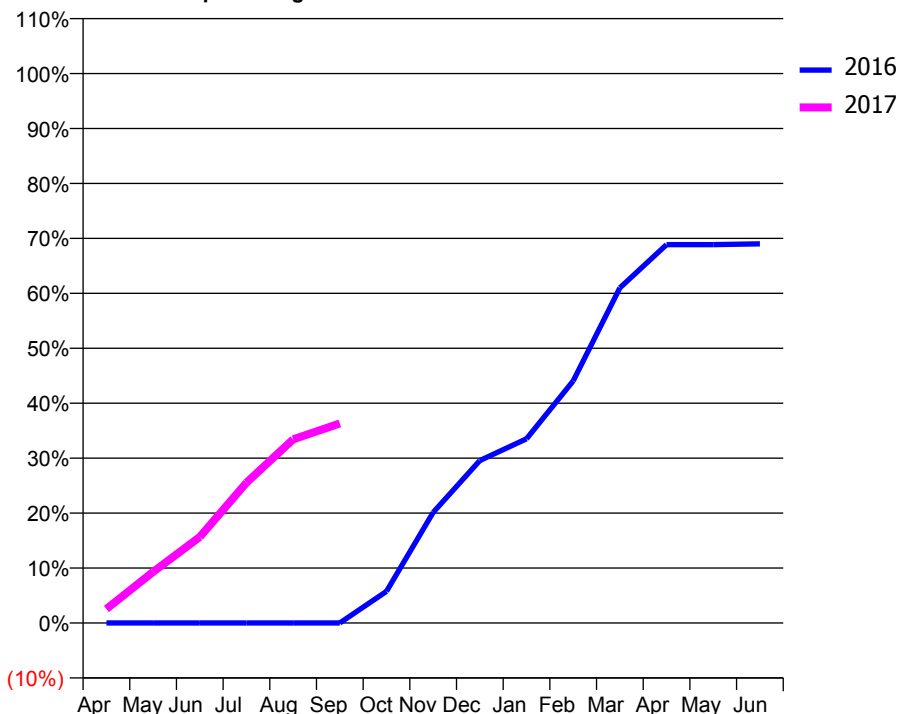
ACCESS*

Patients seen in 24 months	Total	Change since previous quarter
Quarter ending September 2015	0	
Quarter ending December 2015	2,301	↑
Quarter ending March 2016	4,422	↑
Quarter ending June 2016	5,821	↑
Quarter ending September 2016	6,228	↑
Variance since September 2015	N/A	



ACTIVITY

Cumulative percentage of contracted UDA delivered 2016 & 2017



Month	Adjusted Scheduled Activity (UDA)	
	2016	2017
April	0	718
May	0	2,606
June	0	4,389
July	0	7,153
August	0	9,362
September	0	10,172
October	882	
November	3,084	
December	4,531	
January	5,137	
February	6,751	
March	9,344	
April	10,550	
May	10,551	
June	10,574	

QUALITY

	Quantity	Base Number	Contract	AT	Region	England
% of FP17s for the same patient ID Re-attending within 3 months - Children	63	905	7.0%	10.4%	11.8%	12.4%
% of FP17s for the same patient ID Re-attending within 3 months - Adults	656	4,737	13.8%	16.1%	16.6%	16.7%
% of FP17s for the same patient ID Re-attending between 3 & 9 months - Children	351	905	38.8%	58.5%	60.2%	57.4%
% of FP17s for the same patient ID Re-attending between 3 & 9 months - Adults	1,921	4,737	40.6%	49.6%	52.0%	50.5%
% of FP17s for Band 1 Urgent Courses	289	5,092	5.7%	10.6%	9.4%	9.1%
% of FP17s Relating to Free Repair or Replacements	25	5,092	0.5%	0.9%	0.7%	0.8%
% of FP17s Relating to Continuations	18	5,092	0.4%	1.4%	1.2%	1.3%
% of Patients satisfied with the dentistry they have received	5	5	N/A	93.2%	93.6%	93.2%
% of Patients satisfied with the time they had to wait for an appointment	4	5	N/A	88.6%	89.1%	89.0%

* This is based on patients treated on this contract for their most recent course of treatment. Figures in italics indicate the base number of FP17s or Patient Questionnaire responses are less than 100. N/A is shown where the base number of responses is less than 10 during the period. % is calculated as Quantity/Base number*100

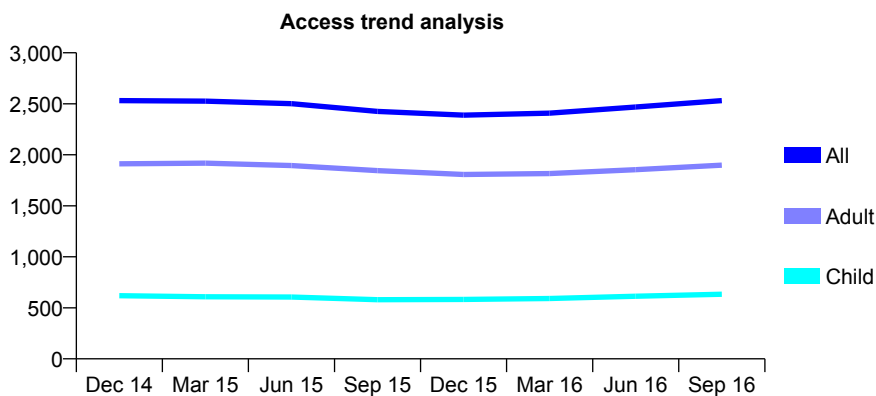
Q66 - Vital Signs At a Glance Contract Report for 196681/0001 - September 2016

Name or company name	Salcombe Dental Practice Limited
Contract type name	GDS Contract
Purpose of contract	General
Contract start date	01/04/2011
Contract end date	

16/17 Contracted general activity (UDA)	7,250
Carry forward general activity (UDA)	93
16/17 Contracted orthodontic activity (UOA)	0
Carry forward orthodontic activity (UOA)	0
Baseline contract value	£188,868.85

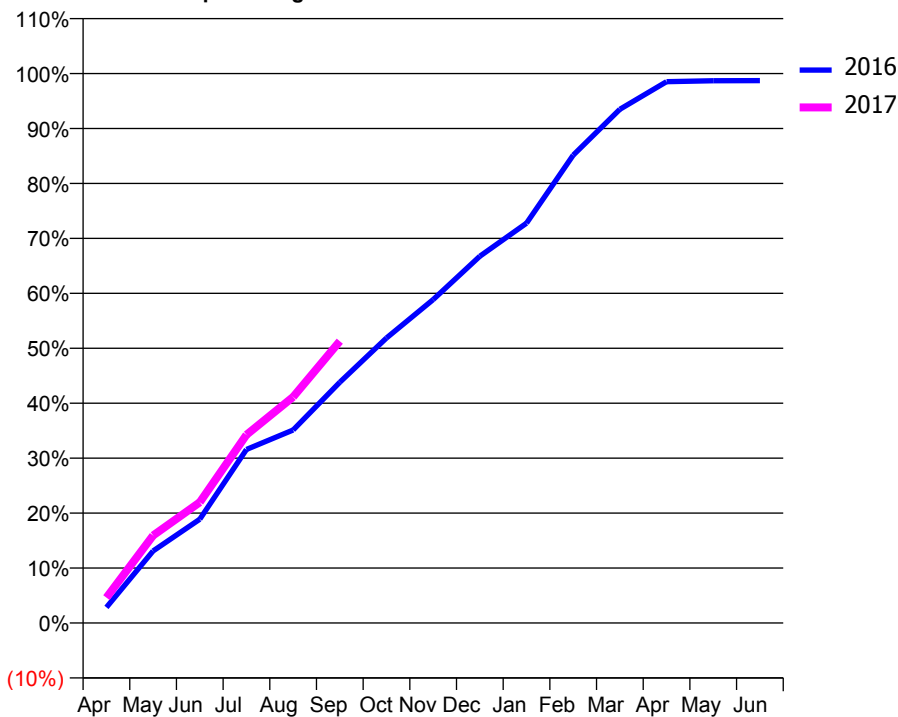
ACCESS*

Patients seen in 24 months	Total	Change since previous quarter
Quarter ending September 2015	2,425	
Quarter ending December 2015	2,389	↓
Quarter ending March 2016	2,408	→
Quarter ending June 2016	2,468	↑
Quarter ending September 2016	2,532	↑
Variance since September 2015	4.4%	↑



ACTIVITY

Cumulative percentage of contracted UDA delivered 2016 & 2017



Adjusted Scheduled Activity (UDA)

Month	2016	2017
April	207	335
May	952	1,155
June	1,370	1,593
July	2,289	2,483
August	2,546	2,982
September	3,177	3,719
October	3,761	
November	4,267	
December	4,839	
January	5,275	
February	6,173	
March	6,778	
April	7,142	
May	7,154	
June	7,157	

QUALITY

	Quantity	Base Number	Contract	AT	Region	England
% of FP17s for the same patient ID Re-attending within 3 months - Children	43	526	8.2%	10.4%	11.8%	12.4%
% of FP17s for the same patient ID Re-attending within 3 months - Adults	307	1,511	20.3%	16.1%	16.6%	16.7%
% of FP17s for the same patient ID Re-attending between 3 & 9 months - Children	319	526	60.6%	58.5%	60.2%	57.4%
% of FP17s for the same patient ID Re-attending between 3 & 9 months - Adults	802	1,511	53.1%	49.6%	52.0%	50.5%
% of FP17s for Band 1 Urgent Courses	211	1,863	11.3%	10.6%	9.4%	9.1%
% of FP17s Relating to Free Repair or Replacements	1	1,863	0.1%	0.9%	0.7%	0.8%
% of FP17s Relating to Continuations	47	1,863	2.5%	1.4%	1.2%	1.3%
% of Patients satisfied with the dentistry they have received	2	2	N/A	93.2%	93.6%	93.2%
% of Patients satisfied with the time they had to wait for an appointment	2	2	N/A	88.6%	89.1%	89.0%

* This is based on patients treated on this contract for their most recent course of treatment. Figures in italics indicate the base number of FP17s or Patient Questionnaire responses are less than 100. N/A is shown where the base number of responses is less than 10 during the period. % is calculated as Quantity/Base number*100

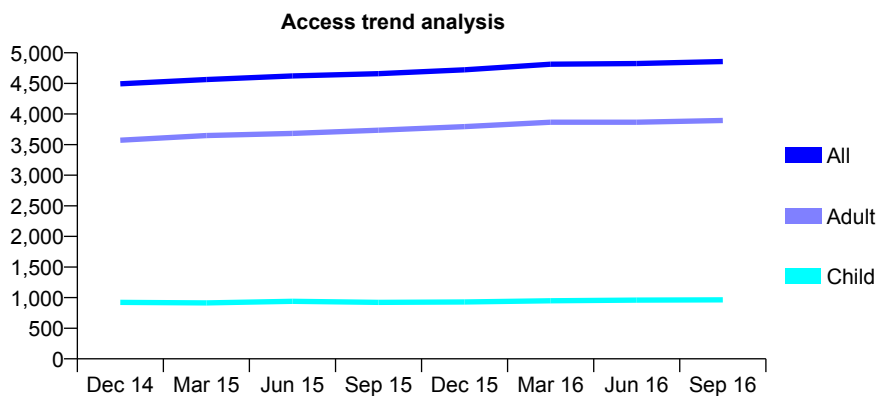
Q66 - Vital Signs At a Glance Contract Report for 197521/0001 - September 2016

Name or company name	Fresh Dental Health Care Limited
Contract type name	PDS Plus Contract
Purpose of contract	General
Contract start date	01/04/2010
Contract end date	30/06/2020

16/17 Contracted general activity (UDA)	14,300
Carry forward general activity (UDA)	665
16/17 Contracted orthodontic activity (UOA)	0
Carry forward orthodontic activity (UOA)	0
Baseline contract value	£233,018.41

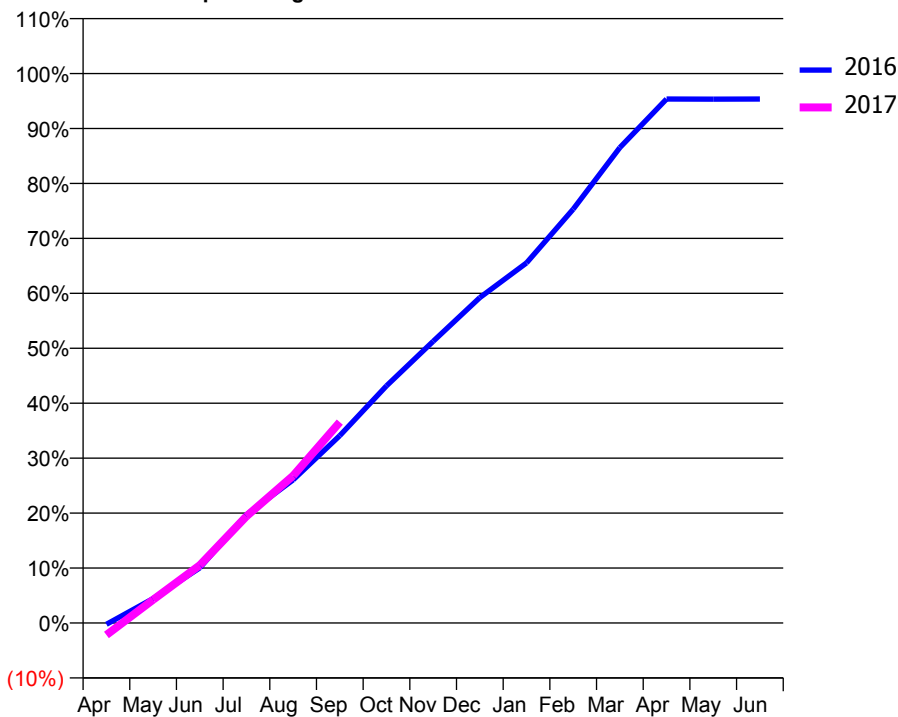
ACCESS*

Patients seen in 24 months	Total	Change since previous quarter
Quarter ending September 2015	4,658	
Quarter ending December 2015	4,723	→
Quarter ending March 2016	4,813	→
Quarter ending June 2016	4,825	→
Quarter ending September 2016	4,857	→
Variance since September 2015	4.3%	↑



ACTIVITY

Cumulative percentage of contracted UDA delivered 2016 & 2017



Month	Adjusted Scheduled Activity (UDA)	
	2016	2017
April	-38	-313
May	637	607
June	1,434	1,504
July	2,821	2,777
August	3,726	3,834
September	4,878	5,227
October	6,172	
November	7,330	
December	8,469	
January	9,370	
February	10,770	
March	12,373	
April	13,637	
May	13,634	
June	13,635	

QUALITY

	Quantity	Base Number	Contract	AT	Region	England
% of FP17s for the same patient ID Re-attending within 3 months - Children	80	713	11.2%	10.4%	11.8%	12.4%
% of FP17s for the same patient ID Re-attending within 3 months - Adults	516	2,583	20.0%	16.1%	16.6%	16.7%
% of FP17s for the same patient ID Re-attending between 3 & 9 months - Children	421	713	59.0%	58.5%	60.2%	57.4%
% of FP17s for the same patient ID Re-attending between 3 & 9 months - Adults	1,278	2,583	49.5%	49.6%	52.0%	50.5%
% of FP17s for Band 1 Urgent Courses	455	2,919	15.6%	10.6%	9.4%	9.1%
% of FP17s Relating to Free Repair or Replacements	27	2,919	0.9%	0.9%	0.7%	0.8%
% of FP17s Relating to Continuations	20	2,919	0.7%	1.4%	1.2%	1.3%
% of Patients satisfied with the dentistry they have received	15	19	78.9%	93.2%	93.6%	93.2%
% of Patients satisfied with the time they had to wait for an appointment	18	19	94.7%	88.6%	89.1%	89.0%

* This is based on patients treated on this contract for their most recent course of treatment. Figures in italics indicate the base number of FP17s or Patient Questionnaire responses are less than 100. N/A is shown where the base number of responses is less than 10 during the period. % is calculated as Quantity/Base number*100

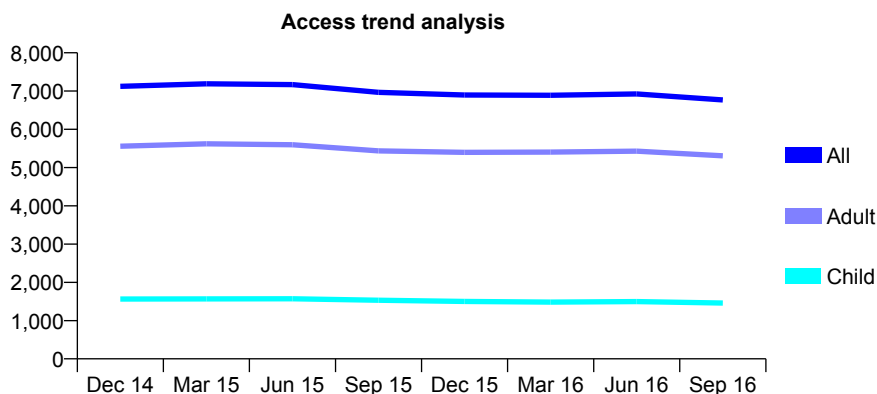
Q66 - Vital Signs At a Glance Contract Report for 197971/0001 - September 2016

Name or company name	Maidwell Dental Practice Limited
Contract type name	GDS Contract
Purpose of contract	General
Contract start date	01/08/2010
Contract end date	

16/17 Contracted general activity (UDA)	16,293
Carry forward general activity (UDA)	-193
16/17 Contracted orthodontic activity (UOA)	0
Carry forward orthodontic activity (UOA)	0
Baseline contract value	£428,607.35

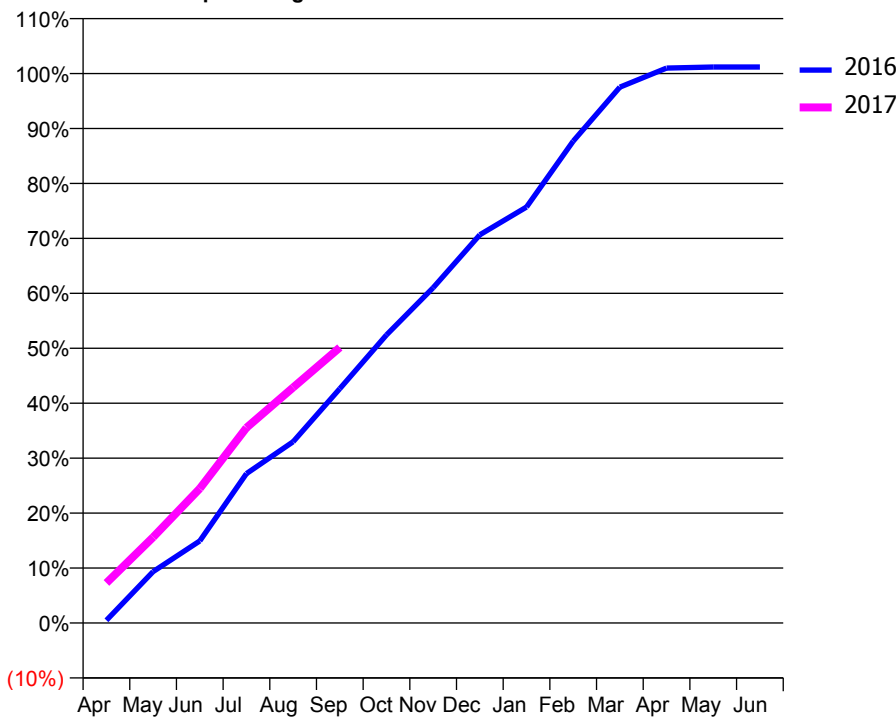
ACCESS*

Patients seen in 24 months	Total	Change since previous quarter
Quarter ending September 2015	6,968	
Quarter ending December 2015	6,897	↓
Quarter ending March 2016	6,889	→
Quarter ending June 2016	6,924	→
Quarter ending September 2016	6,768	↓
Variance since September 2015	(2.9%)	↓



ACTIVITY

Cumulative percentage of contracted UDA delivered 2016 & 2017



Adjusted Scheduled Activity (UDA)

Month	2016	2017
April	79	1,189
May	1,523	2,544
June	2,433	3,986
July	4,429	5,789
August	5,374	6,986
September	6,948	8,169
October	8,541	
November	9,942	
December	11,513	
January	12,333	
February	14,285	
March	15,890	
April	16,453	
May	16,486	
June	16,486	

QUALITY

	Quantity	Base Number	Contract	AT	Region	England
% of FP17s for the same patient ID Re-attending within 3 months - Children	50	928	5.4%	10.4%	11.8%	12.4%
% of FP17s for the same patient ID Re-attending within 3 months - Adults	437	3,291	13.3%	16.1%	16.6%	16.7%
% of FP17s for the same patient ID Re-attending between 3 & 9 months - Children	352	928	37.9%	58.5%	60.2%	57.4%
% of FP17s for the same patient ID Re-attending between 3 & 9 months - Adults	1,414	3,291	43.0%	49.6%	52.0%	50.5%
% of FP17s for Band 1 Urgent Courses	146	3,850	3.8%	10.6%	9.4%	9.1%
% of FP17s Relating to Free Repair or Replacements	46	3,850	1.2%	0.9%	0.7%	0.8%
% of FP17s Relating to Continuations	58	3,850	1.5%	1.4%	1.2%	1.3%
% of Patients satisfied with the dentistry they have received	9	10	90.0%	93.2%	93.6%	93.2%
% of Patients satisfied with the time they had to wait for an appointment	8	10	80.0%	88.6%	89.1%	89.0%

* This is based on patients treated on this contract for their most recent course of treatment. Figures in italics indicate the base number of FP17s or Patient Questionnaire responses are less than 100. N/A is shown where the base number of responses is less than 10 during the period. % is calculated as Quantity/Base number*100

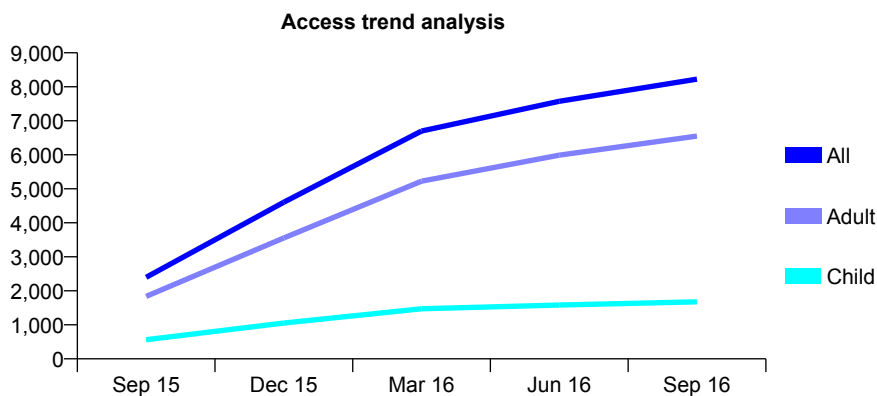
Q66 - Vital Signs At a Glance Contract Report for 198382/0001 - September 2016

Name or company name	Bond Street Dental Partners
Contract type name	GDS Contract
Purpose of contract	General
Contract start date	01/07/2015
Contract end date	

16/17 Contracted general activity (UDA)	33,000
Carry forward general activity (UDA)	1,164
16/17 Contracted orthodontic activity (UOA)	0
Carry forward orthodontic activity (UOA)	0
Baseline contract value	£855,978.67

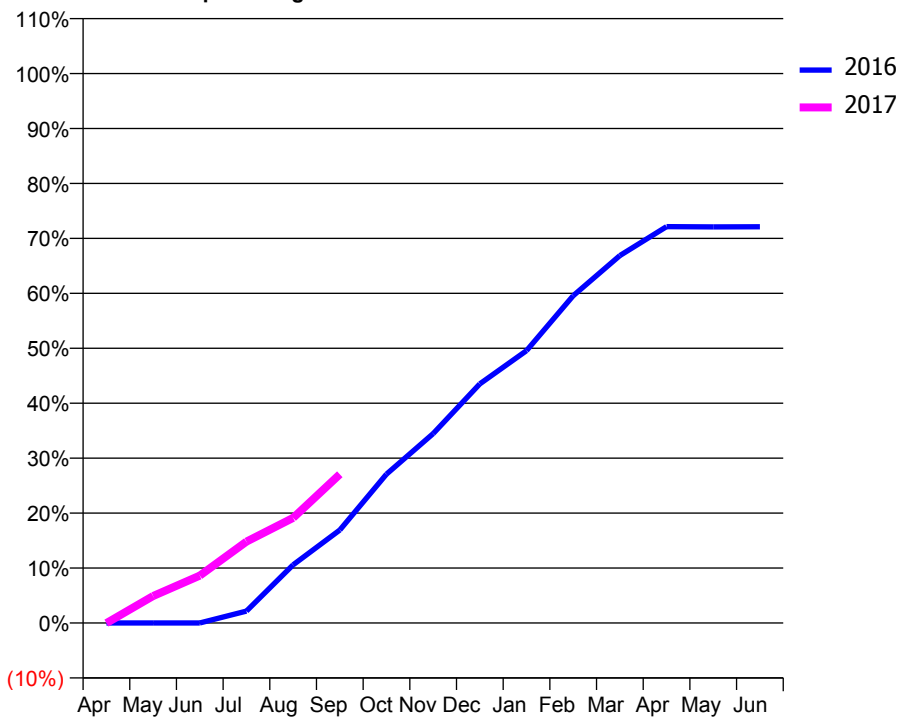
ACCESS*

Patients seen in 24 months	Total	Change since previous quarter
Quarter ending September 2015	2,397	
Quarter ending December 2015	4,606	↑
Quarter ending March 2016	6,701	↑
Quarter ending June 2016	7,574	↑
Quarter ending September 2016	8,227	↑
Variance since September 2015	243.2%	↑



ACTIVITY

Cumulative percentage of contracted UDA delivered 2016 & 2017



Month	Adjusted Scheduled Activity (UDA)	
	2016	2017
April	0	-13
May	0	1,624
June	0	2,847
July	717	4,892
August	3,478	6,311
September	5,555	8,937
October	8,891	
November	11,312	
December	14,286	
January	16,266	
February	19,554	
March	21,952	
April	23,679	
May	23,658	
June	23,670	

QUALITY

	Quantity	Base Number	Contract	AT	Region	England
% of FP17s for the same patient ID Re-attending within 3 months - Children	85	1,104	7.7%	10.4%	11.8%	12.4%
% of FP17s for the same patient ID Re-attending within 3 months - Adults	682	4,008	17.0%	16.1%	16.6%	16.7%
% of FP17s for the same patient ID Re-attending between 3 & 9 months - Children	557	1,104	50.5%	58.5%	60.2%	57.4%
% of FP17s for the same patient ID Re-attending between 3 & 9 months - Adults	1,463	4,008	36.5%	49.6%	52.0%	50.5%
% of FP17s for Band 1 Urgent Courses	439	4,270	10.3%	10.6%	9.4%	9.1%
% of FP17s Relating to Free Repair or Replacements	112	4,270	2.6%	0.9%	0.7%	0.8%
% of FP17s Relating to Continuations	62	4,270	1.5%	1.4%	1.2%	1.3%
% of Patients satisfied with the dentistry they have received	21	23	91.3%	93.2%	93.6%	93.2%
% of Patients satisfied with the time they had to wait for an appointment	20	23	87.0%	88.6%	89.1%	89.0%

* This is based on patients treated on this contract for their most recent course of treatment. Figures in italics indicate the base number of FP17s or Patient Questionnaire responses are less than 100. N/A is shown where the base number of responses is less than 10 during the period. % is calculated as Quantity/Base number*100

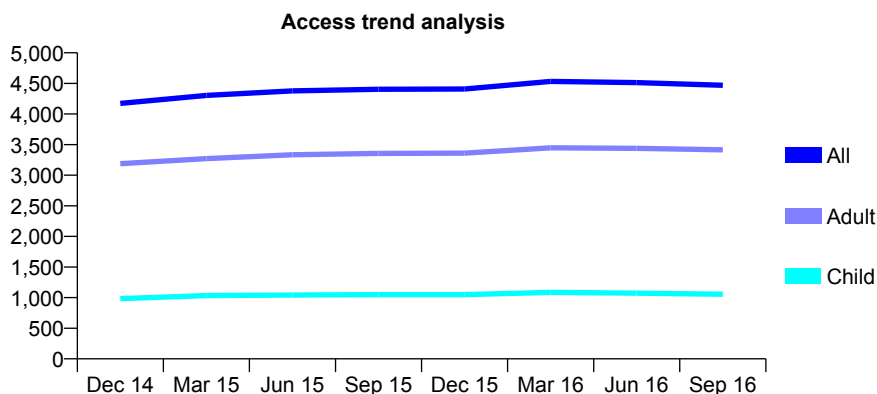
Q66 - Vital Signs At a Glance Contract Report for 199109/0001 - September 2016

Name or company name	Central Park Dental Practice Limited
Contract type name	GDS Contract
Purpose of contract	General
Contract start date	01/04/2010
Contract end date	

16/17 Contracted general activity (UDA)	14,000
Carry forward general activity (UDA)	-143
16/17 Contracted orthodontic activity (UOA)	0
Carry forward orthodontic activity (UOA)	0
Baseline contract value	£352,559.62

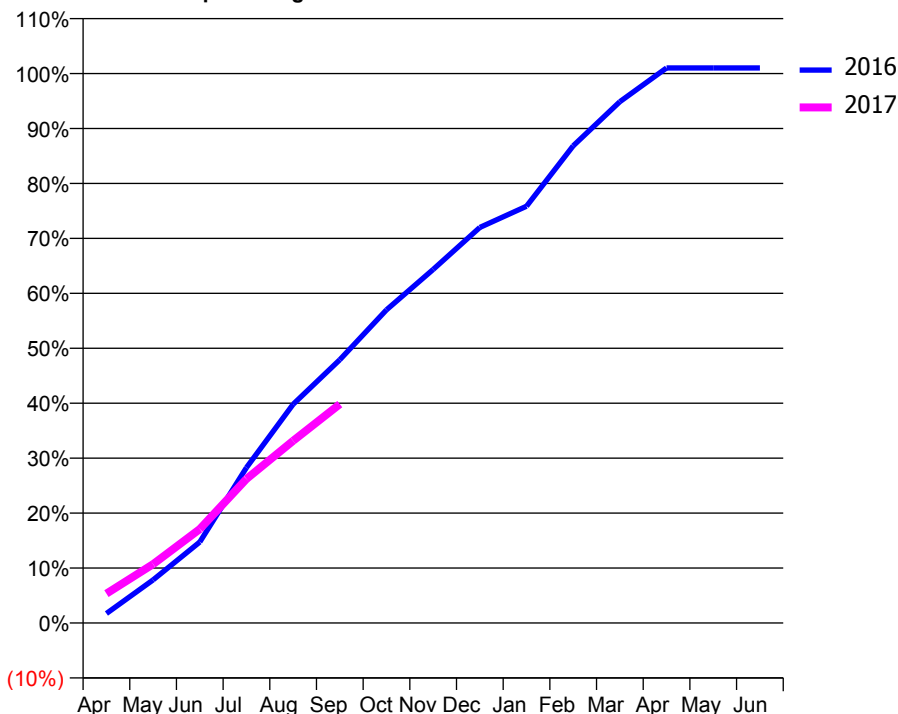
ACCESS*

Patients seen in 24 months	Total	Change since previous quarter
Quarter ending September 2015	4,405	
Quarter ending December 2015	4,409	→
Quarter ending March 2016	4,533	↑
Quarter ending June 2016	4,512	→
Quarter ending September 2016	4,470	→
Variance since September 2015	1.5%	→



ACTIVITY

Cumulative percentage of contracted UDA delivered 2016 & 2017



Month	Adjusted Scheduled Activity (UDA)	
	2016	2017
April	242	749
May	1,098	1,500
June	2,065	2,395
July	3,958	3,672
August	5,574	4,644
September	6,709	5,577
October	7,979	
November	9,008	
December	10,078	
January	10,620	
February	12,158	
March	13,281	
April	14,142	
May	14,142	
June	14,143	

QUALITY

	Quantity	Base Number	Contract	AT	Region	England
% of FP17s for the same patient ID Re-attending within 3 months - Children	48	717	6.7%	10.4%	11.8%	12.4%
% of FP17s for the same patient ID Re-attending within 3 months - Adults	335	2,267	14.8%	16.1%	16.6%	16.7%
% of FP17s for the same patient ID Re-attending between 3 & 9 months - Children	399	717	55.6%	58.5%	60.2%	57.4%
% of FP17s for the same patient ID Re-attending between 3 & 9 months - Adults	1,184	2,267	52.2%	49.6%	52.0%	50.5%
% of FP17s for Band 1 Urgent Courses	138	2,651	5.2%	10.6%	9.4%	9.1%
% of FP17s Relating to Free Repair or Replacements	28	2,651	1.1%	0.9%	0.7%	0.8%
% of FP17s Relating to Continuations	54	2,651	2.0%	1.4%	1.2%	1.3%
% of Patients satisfied with the dentistry they have received	14	15	93.3%	93.2%	93.6%	93.2%
% of Patients satisfied with the time they had to wait for an appointment	14	15	93.3%	88.6%	89.1%	89.0%

* This is based on patients treated on this contract for their most recent course of treatment. Figures in italics indicate the base number of FP17s or Patient Questionnaire responses are less than 100. N/A is shown where the base number of responses is less than 10 during the period. % is calculated as Quantity/Base number*100

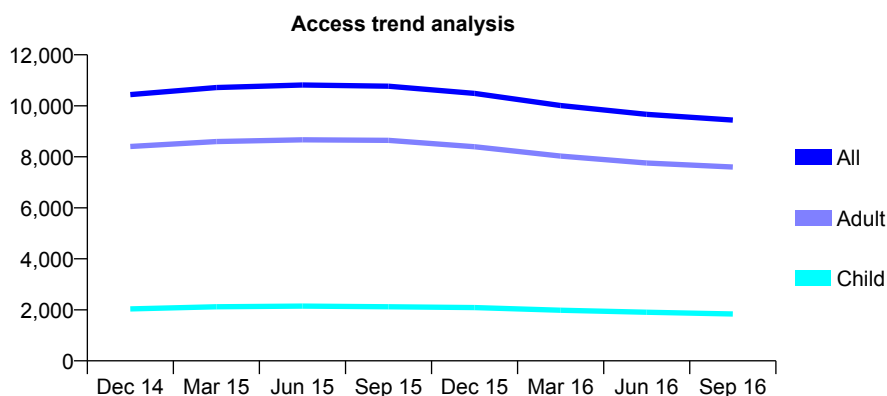
Q66 - Vital Signs At a Glance Contract Report for 199222/0001 - September 2016

Name or company name	Green Lane Dental Practice Partnership
Contract type name	GDS Contract
Purpose of contract	General
Contract start date	24/01/2013
Contract end date	

16/17 Contracted general activity (UDA)	30,211
Carry forward general activity (UDA)	347
16/17 Contracted orthodontic activity (UOA)	0
Carry forward orthodontic activity (UOA)	0
Baseline contract value	£783,702.11

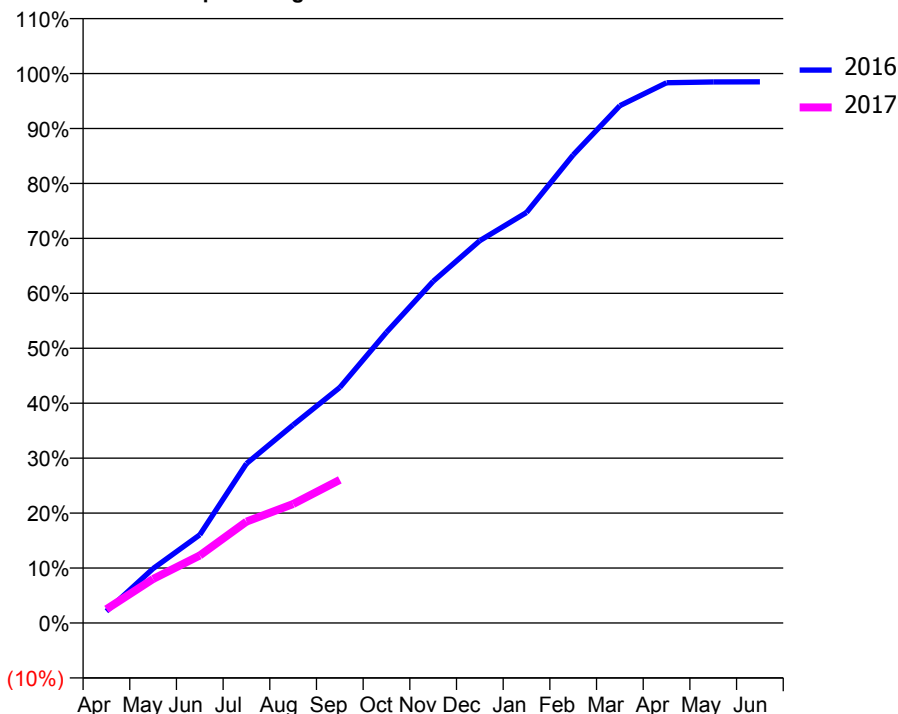
ACCESS*

Patients seen in 24 months	Total	Change since previous quarter
Quarter ending September 2015	10,768	
Quarter ending December 2015	10,484	↓
Quarter ending March 2016	10,010	↓
Quarter ending June 2016	9,666	↓
Quarter ending September 2016	9,441	↓
Variance since September 2015	(12.3%)	↓



ACTIVITY

Cumulative percentage of contracted UDA delivered 2016 & 2017



Adjusted Scheduled Activity (UDA)

Month	2016	2017
April	651	761
May	3,008	2,426
June	4,868	3,711
July	8,794	5,572
August	10,924	6,543
September	12,993	7,873
October	16,036	
November	18,849	
December	21,095	
January	22,645	
February	25,819	
March	28,535	
April	29,802	
May	29,846	
June	29,852	

QUALITY

	Quantity	Base Number	Contract	AT	Region	England
% of FP17s for the same patient ID Re-attending within 3 months - Children	38	870	4.4%	10.4%	11.8%	12.4%
% of FP17s for the same patient ID Re-attending within 3 months - Adults	609	3,620	16.8%	16.1%	16.6%	16.7%
% of FP17s for the same patient ID Re-attending between 3 & 9 months - Children	466	870	53.6%	58.5%	60.2%	57.4%
% of FP17s for the same patient ID Re-attending between 3 & 9 months - Adults	1,600	3,620	44.2%	49.6%	52.0%	50.5%
% of FP17s for Band 1 Urgent Courses	456	3,960	11.5%	10.6%	9.4%	9.1%
% of FP17s Relating to Free Repair or Replacements	34	3,960	0.9%	0.9%	0.7%	0.8%
% of FP17s Relating to Continuations	76	3,960	1.9%	1.4%	1.2%	1.3%
% of Patients satisfied with the dentistry they have received	13	15	86.7%	93.2%	93.6%	93.2%
% of Patients satisfied with the time they had to wait for an appointment	12	15	80.0%	88.6%	89.1%	89.0%

* This is based on patients treated on this contract for their most recent course of treatment. Figures in italics indicate the base number of FP17s or Patient Questionnaire responses are less than 100. N/A is shown where the base number of responses is less than 10 during the period. % is calculated as Quantity/Base number*100

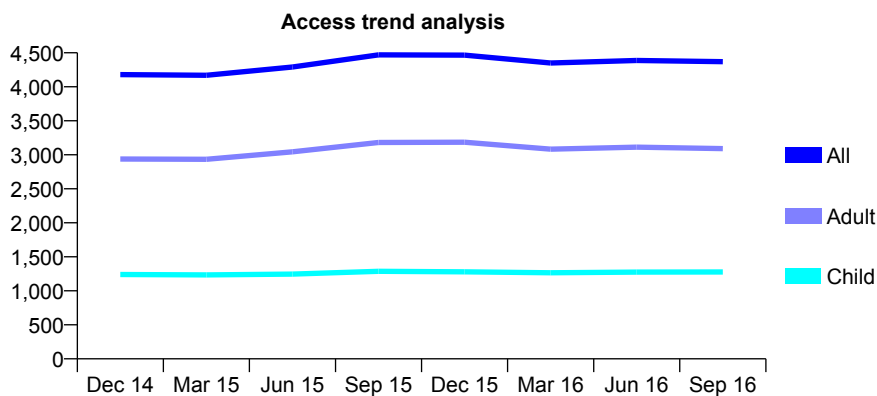
Q66 - Vital Signs At a Glance Contract Report for 199672/0001 - September 2016

Name or company name	Murgelas Practice Management Ltd
Contract type name	GDS Contract
Purpose of contract	General
Contract start date	01/06/2010
Contract end date	

16/17 Contracted general activity (UDA)	14,230
Carry forward general activity (UDA)	-31
16/17 Contracted orthodontic activity (UOA)	0
Carry forward orthodontic activity (UOA)	0
Baseline contract value	£368,456.17

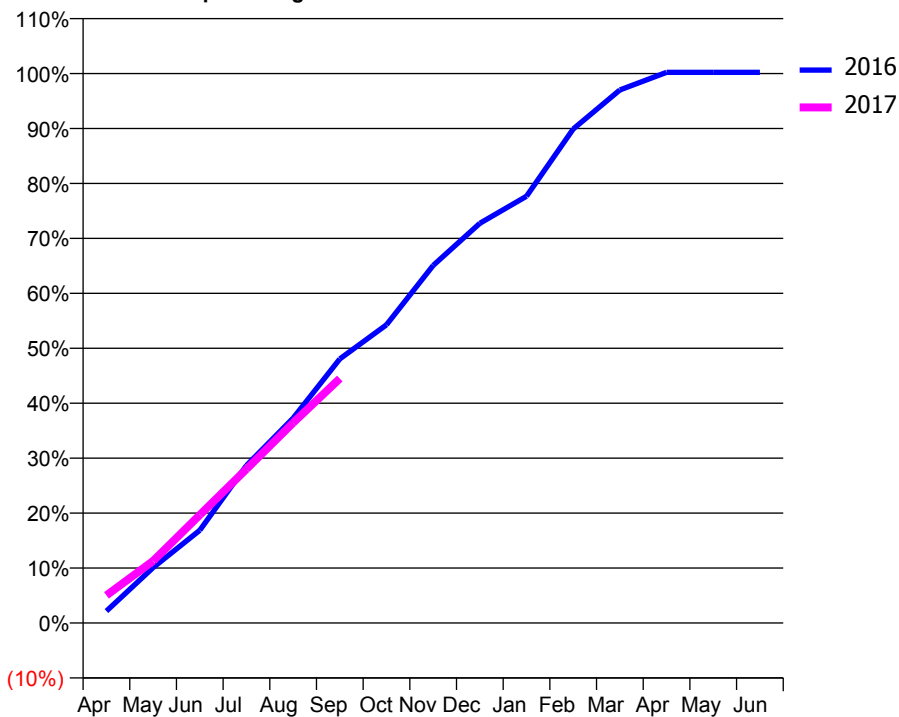
ACCESS*

Patients seen in 24 months	Total	Change since previous quarter
Quarter ending September 2015	4,470	
Quarter ending December 2015	4,465	→
Quarter ending March 2016	4,350	↓
Quarter ending June 2016	4,388	→
Quarter ending September 2016	4,369	→
Variance since September 2015	(2.3%)	↓



ACTIVITY

Cumulative percentage of contracted UDA delivered 2016 & 2017



Adjusted Scheduled Activity (UDA)

Month	2016	2017
April	309	717
May	1,433	1,606
June	2,401	2,799
July	4,080	3,988
August	5,307	5,187
September	6,838	6,332
October	7,723	
November	9,261	
December	10,352	
January	11,051	
February	12,794	
March	13,805	
April	14,259	
May	14,260	
June	14,261	

QUALITY

	Quantity	Base Number	Contract	AT	Region	England
% of FP17s for the same patient ID Re-attending within 3 months - Children	50	944	5.3%	10.4%	11.8%	12.4%
% of FP17s for the same patient ID Re-attending within 3 months - Adults	322	2,069	15.6%	16.1%	16.6%	16.7%
% of FP17s for the same patient ID Re-attending between 3 & 9 months - Children	551	944	58.4%	58.5%	60.2%	57.4%
% of FP17s for the same patient ID Re-attending between 3 & 9 months - Adults	1,042	2,069	50.4%	49.6%	52.0%	50.5%
% of FP17s for Band 1 Urgent Courses	268	2,820	9.5%	10.6%	9.4%	9.1%
% of FP17s Relating to Free Repair or Replacements	30	2,820	1.1%	0.9%	0.7%	0.8%
% of FP17s Relating to Continuations	35	2,820	1.2%	1.4%	1.2%	1.3%
% of Patients satisfied with the dentistry they have received	3	4	N/A	93.2%	93.6%	93.2%
% of Patients satisfied with the time they had to wait for an appointment	3	4	N/A	88.6%	89.1%	89.0%

* This is based on patients treated on this contract for their most recent course of treatment. Figures in italics indicate the base number of FP17s or Patient Questionnaire responses are less than 100. N/A is shown where the base number of responses is less than 10 during the period. % is calculated as Quantity/Base number*100

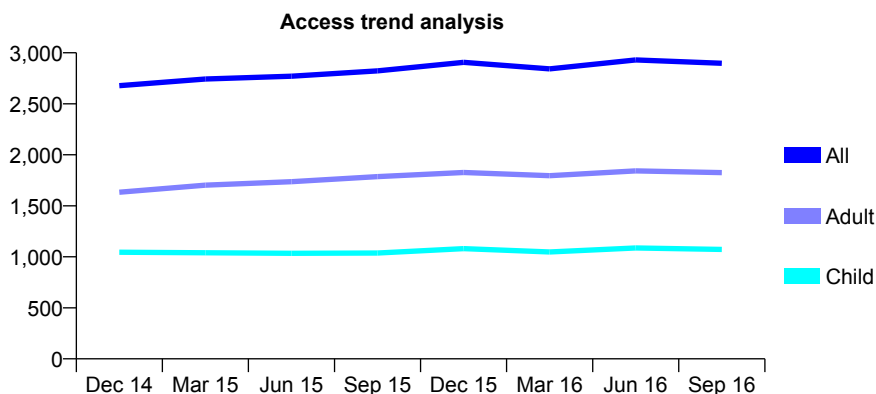
Q66 - Vital Signs At a Glance Contract Report for 199982/0001 - September 2016

Name or company name	The White House Dental Surgery
Contract type name	GDS Contract
Purpose of contract	General
Contract start date	01/11/2007
Contract end date	

16/17 Contracted general activity (UDA)	7,461
Carry forward general activity (UDA)	-13
16/17 Contracted orthodontic activity (UOA)	0
Carry forward orthodontic activity (UOA)	0
Baseline contract value	£170,251.95

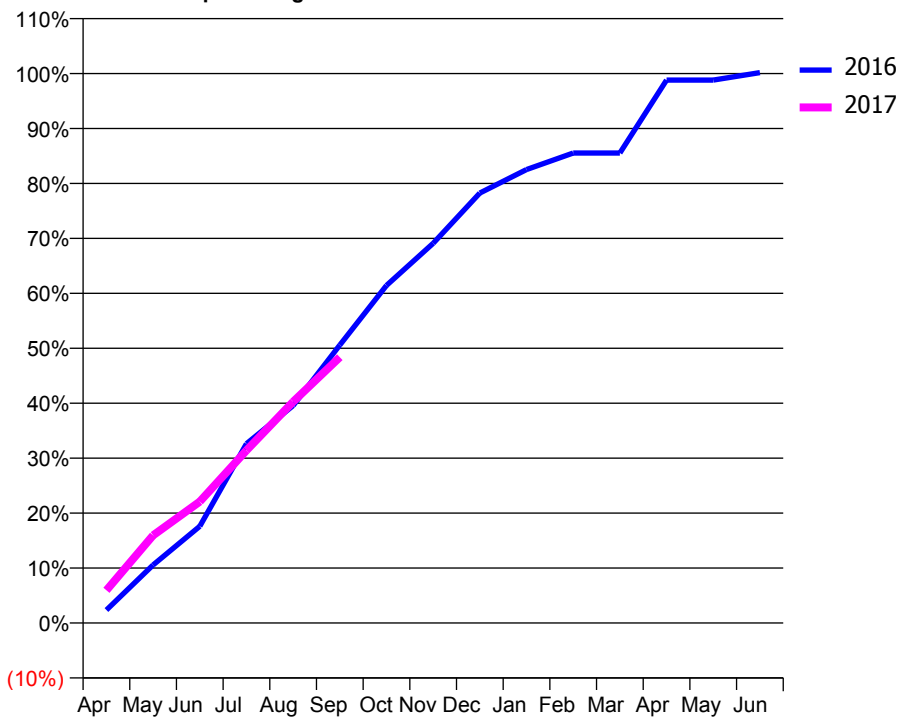
ACCESS*

Patients seen in 24 months	Total	Change since previous quarter
Quarter ending September 2015	2,823	
Quarter ending December 2015	2,907	↑
Quarter ending March 2016	2,843	↓
Quarter ending June 2016	2,930	↑
Quarter ending September 2016	2,898	↓
Variance since September 2015	2.7%	↑



ACTIVITY

Cumulative percentage of contracted UDA delivered 2016 & 2017



Month	Adjusted Scheduled Activity (UDA)	
	2016	2017
April	177	444
May	788	1,190
June	1,314	1,648
July	2,434	2,344
August	2,952	3,005
September	3,774	3,610
October	4,583	
November	5,156	
December	5,839	
January	6,157	
February	6,381	
March	6,381	
April	7,372	
May	7,372	
June	7,474	

QUALITY

	Quantity	Base Number	Contract	AT	Region	England
% of FP17s for the same patient ID Re-attending within 3 months - Children	87	1,103	7.9%	10.4%	11.8%	12.4%
% of FP17s for the same patient ID Re-attending within 3 months - Adults	205	1,567	13.1%	16.1%	16.6%	16.7%
% of FP17s for the same patient ID Re-attending between 3 & 9 months - Children	636	1,103	57.7%	58.5%	60.2%	57.4%
% of FP17s for the same patient ID Re-attending between 3 & 9 months - Adults	802	1,567	51.2%	49.6%	52.0%	50.5%
% of FP17s for Band 1 Urgent Courses	96	2,047	4.7%	10.6%	9.4%	9.1%
% of FP17s Relating to Free Repair or Replacements	16	2,047	0.8%	0.9%	0.7%	0.8%
% of FP17s Relating to Continuations	46	2,047	2.2%	1.4%	1.2%	1.3%
% of Patients satisfied with the dentistry they have received	3	3	N/A	93.2%	93.6%	93.2%
% of Patients satisfied with the time they had to wait for an appointment	3	3	N/A	88.6%	89.1%	89.0%

* This is based on patients treated on this contract for their most recent course of treatment. Figures in italics indicate the base number of FP17s or Patient Questionnaire responses are less than 100. N/A is shown where the base number of responses is less than 10 during the period. % is calculated as Quantity/Base number*100

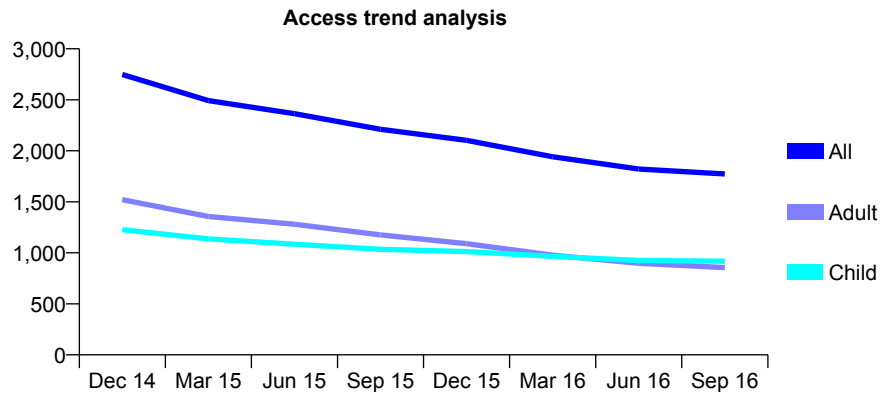
Q66 - Vital Signs At a Glance Contract Report for 199990/0003 - September 2016

Name or company name	Endsleigh Dental Practices Limited
Contract type name	GDS Contract
Purpose of contract	General
Contract start date	01/09/2006
Contract end date	

16/17 Contracted general activity (UDA)	4,000
Carry forward general activity (UDA)	151
16/17 Contracted orthodontic activity (UOA)	0
Carry forward orthodontic activity (UOA)	0
Baseline contract value	£106,377.44

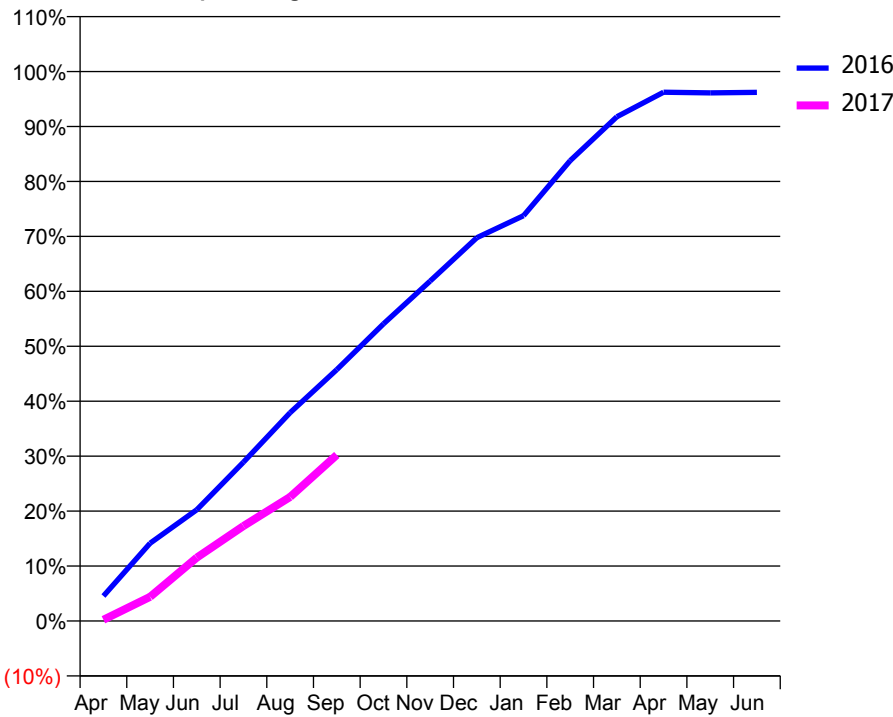
ACCESS*

Patients seen in 24 months	Total	Change since previous quarter
Quarter ending September 2015	2,211	
Quarter ending December 2015	2,102	↓
Quarter ending March 2016	1,942	↓
Quarter ending June 2016	1,822	↓
Quarter ending September 2016	1,773	↓
Variance since September 2015	(19.8%)	↓



ACTIVITY

Cumulative percentage of contracted UDA delivered 2016 & 2017



Month	Adjusted Scheduled Activity (UDA)	
	2016	2017
April	182	10
May	567	177
June	810	462
July	1,157	692
August	1,517	903
September	1,830	1,209
October	2,163	
November	2,475	
December	2,790	
January	2,950	
February	3,352	
March	3,670	
April	3,850	
May	3,845	
June	3,849	

QUALITY

	Quantity	Base Number	Contract	AT	Region	England
% of FP17s for the same patient ID Re-attending within 3 months - Children	34	601	5.7%	10.4%	11.8%	12.4%
% of FP17s for the same patient ID Re-attending within 3 months - Adults	35	414	8.5%	16.1%	16.6%	16.7%
% of FP17s for the same patient ID Re-attending between 3 & 9 months - Children	346	601	57.6%	58.5%	60.2%	57.4%
% of FP17s for the same patient ID Re-attending between 3 & 9 months - Adults	237	414	57.2%	49.6%	52.0%	50.5%
% of FP17s for Band 1 Urgent Courses	28	904	3.1%	10.6%	9.4%	9.1%
% of FP17s Relating to Free Repair or Replacements	0	904	0.0%	0.9%	0.7%	0.8%
% of FP17s Relating to Continuations	11	904	1.2%	1.4%	1.2%	1.3%
% of Patients satisfied with the dentistry they have received	3	3	N/A	93.2%	93.6%	93.2%
% of Patients satisfied with the time they had to wait for an appointment	3	3	N/A	88.6%	89.1%	89.0%

* This is based on patients treated on this contract for their most recent course of treatment. Figures in italics indicate the base number of FP17s or Patient Questionnaire responses are less than 100. N/A is shown where the base number of responses is less than 10 during the period. % is calculated as Quantity/Base number*100

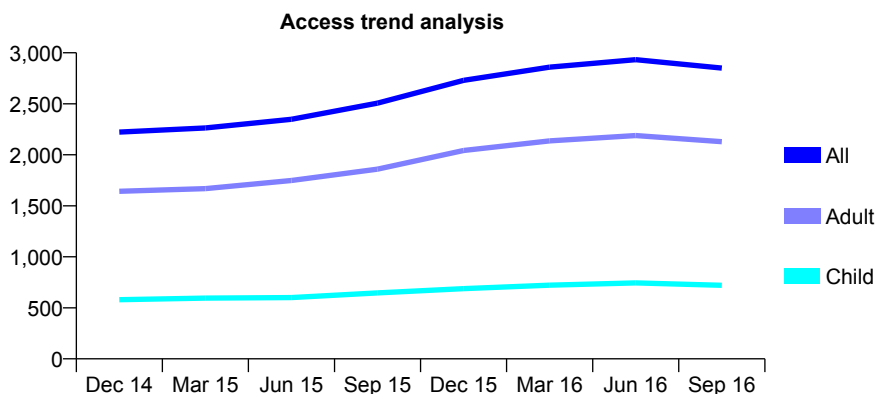
Q66 - Vital Signs At a Glance Contract Report for 221171/0001 - September 2016

Name or company name	MR MB RETALLACK
Contract type name	GDS Contract
Purpose of contract	General
Contract start date	01/08/2008
Contract end date	

16/17 Contracted general activity (UDA)	6,500
Carry forward general activity (UDA)	-130
16/17 Contracted orthodontic activity (UOA)	0
Carry forward orthodontic activity (UOA)	0
Baseline contract value	£153,688.17

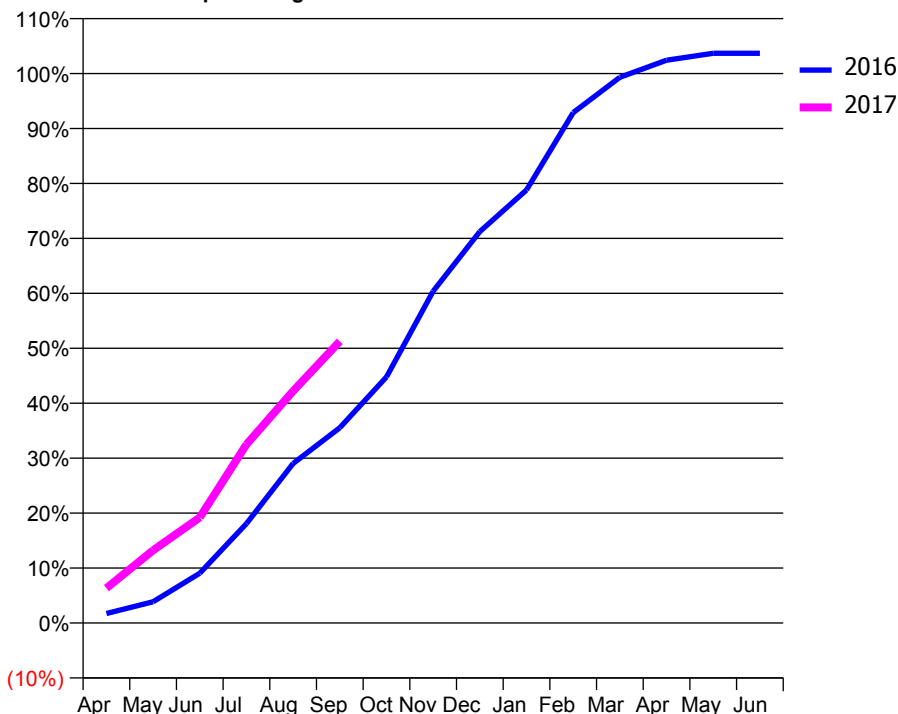
ACCESS*

Patients seen in 24 months	Total	Change since previous quarter
Quarter ending September 2015	2,506	
Quarter ending December 2015	2,730	↑
Quarter ending March 2016	2,859	↑
Quarter ending June 2016	2,933	↑
Quarter ending September 2016	2,850	↓
Variance since September 2015	13.7%	↑



ACTIVITY

Cumulative percentage of contracted UDA delivered 2016 & 2017



Month	Adjusted Scheduled Activity (UDA)	
	2016	2017
April	112	413
May	251	861
June	589	1,249
July	1,176	2,113
August	1,887	2,744
September	2,309	3,332
October	2,911	
November	3,925	
December	4,631	
January	5,123	
February	6,037	
March	6,455	
April	6,657	
May	6,739	
June	6,739	

QUALITY

	Quantity	Base Number	Contract	AT	Region	England
% of FP17s for the same patient ID Re-attending within 3 months - Children	34	380	8.9%	10.4%	11.8%	12.4%
% of FP17s for the same patient ID Re-attending within 3 months - Adults	175	1,238	14.1%	16.1%	16.6%	16.7%
% of FP17s for the same patient ID Re-attending between 3 & 9 months - Children	139	380	36.6%	58.5%	60.2%	57.4%
% of FP17s for the same patient ID Re-attending between 3 & 9 months - Adults	462	1,238	37.3%	49.6%	52.0%	50.5%
% of FP17s for Band 1 Urgent Courses	160	1,482	10.8%	10.6%	9.4%	9.1%
% of FP17s Relating to Free Repair or Replacements	37	1,482	2.5%	0.9%	0.7%	0.8%
% of FP17s Relating to Continuations	6	1,482	0.4%	1.4%	1.2%	1.3%
% of Patients satisfied with the dentistry they have received	4	4	N/A	93.2%	93.6%	93.2%
% of Patients satisfied with the time they had to wait for an appointment	4	4	N/A	88.6%	89.1%	89.0%

* This is based on patients treated on this contract for their most recent course of treatment. Figures in italics indicate the base number of FP17s or Patient Questionnaire responses are less than 100. N/A is shown where the base number of responses is less than 10 during the period. % is calculated as Quantity/Base number*100

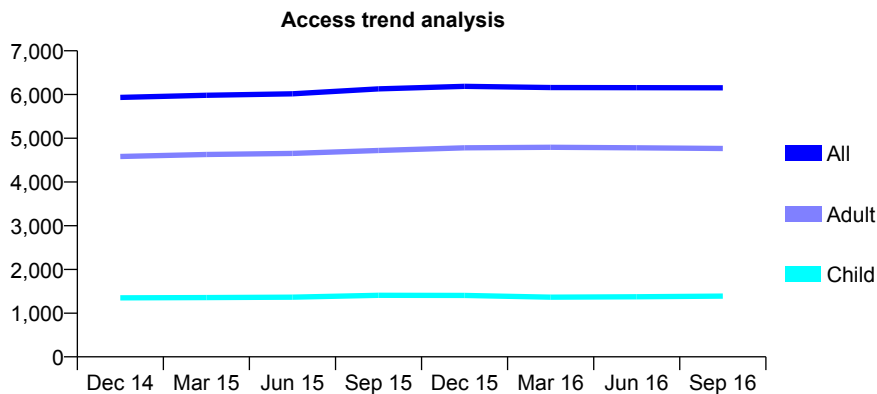
Q66 - Vital Signs At a Glance Contract Report for 229342/0001 - September 2016

Name or company name	MR IJ MILLS
Contract type name	GDS Contract
Purpose of contract	General and Orthodontic
Contract start date	01/04/2006
Contract end date	

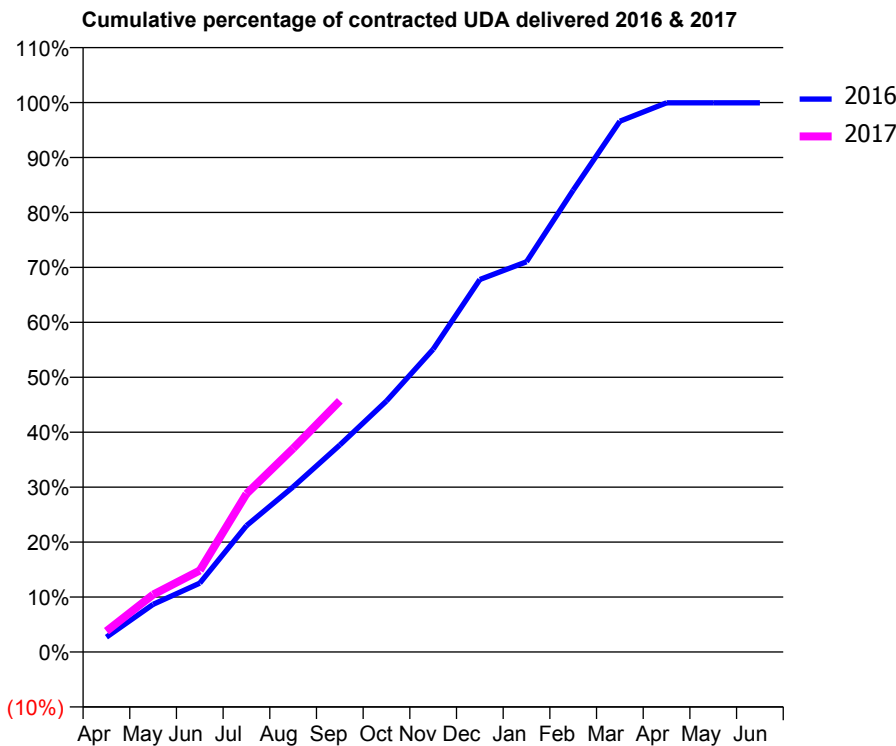
16/17 Contracted general activity (UDA)	17,489
Carry forward general activity (UDA)	8
16/17 Contracted orthodontic activity (UOA)	1,004
Carry forward orthodontic activity (UOA)	0
Baseline contract value	£735,917.44

ACCESS*

Patients seen in 24 months	Total	Change since previous quarter
Quarter ending September 2015	6,130	
Quarter ending December 2015	6,186	→
Quarter ending March 2016	6,160	→
Quarter ending June 2016	6,157	→
Quarter ending September 2016	6,155	→
Variance since September 2015	0.4%	→



ACTIVITY



Month	Adjusted Scheduled Activity (UDA)	
	2016	2017
April	473	662
May	1,516	1,829
June	2,192	2,597
July	4,020	5,034
August	5,256	6,478
September	6,591	7,992
October	7,990	
November	9,634	
December	11,857	
January	12,420	
February	14,701	
March	16,894	
April	17,481	
May	17,481	
June	17,481	

QUALITY

	Quantity	Base Number	Contract	AT	Region	England
% of FP17s for the same patient ID Re-attending within 3 months - Children	121	1,067	11.3%	10.4%	11.8%	12.4%
% of FP17s for the same patient ID Re-attending within 3 months - Adults	439	3,043	14.4%	16.1%	16.6%	16.7%
% of FP17s for the same patient ID Re-attending between 3 & 9 months - Children	585	1,067	54.8%	58.5%	60.2%	57.4%
% of FP17s for the same patient ID Re-attending between 3 & 9 months - Adults	1,665	3,043	54.7%	49.6%	52.0%	50.5%
% of FP17s for Band 1 Urgent Courses	323	3,788	8.5%	10.6%	9.4%	9.1%
% of FP17s Relating to Free Repair or Replacements	31	3,788	0.8%	0.9%	0.7%	0.8%
% of FP17s Relating to Continuations	94	3,788	2.5%	1.4%	1.2%	1.3%
% of Patients satisfied with the dentistry they have received	5	5	N/A	93.2%	93.6%	93.2%
% of Patients satisfied with the time they had to wait for an appointment	5	5	N/A	88.6%	89.1%	89.0%

* This is based on patients treated on this contract for their most recent course of treatment. Figures in italics indicate the base number of FP17s or Patient Questionnaire responses are less than 100. N/A is shown where the base number of responses is less than 10 during the period. % is calculated as Quantity/Base number*100

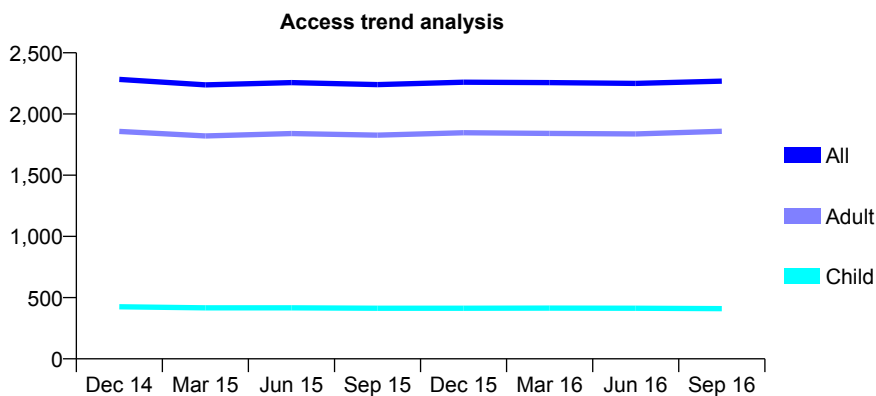
Q66 - Vital Signs At a Glance Contract Report for 230499/0001 - September 2016

Name or company name	MR JB POZNANSKY
Contract type name	GDS Contract
Purpose of contract	General
Contract start date	01/04/2006
Contract end date	

16/17 Contracted general activity (UDA)	8,530
Carry forward general activity (UDA)	-171
16/17 Contracted orthodontic activity (UOA)	0
Carry forward orthodontic activity (UOA)	0
Baseline contract value	£221,037.04

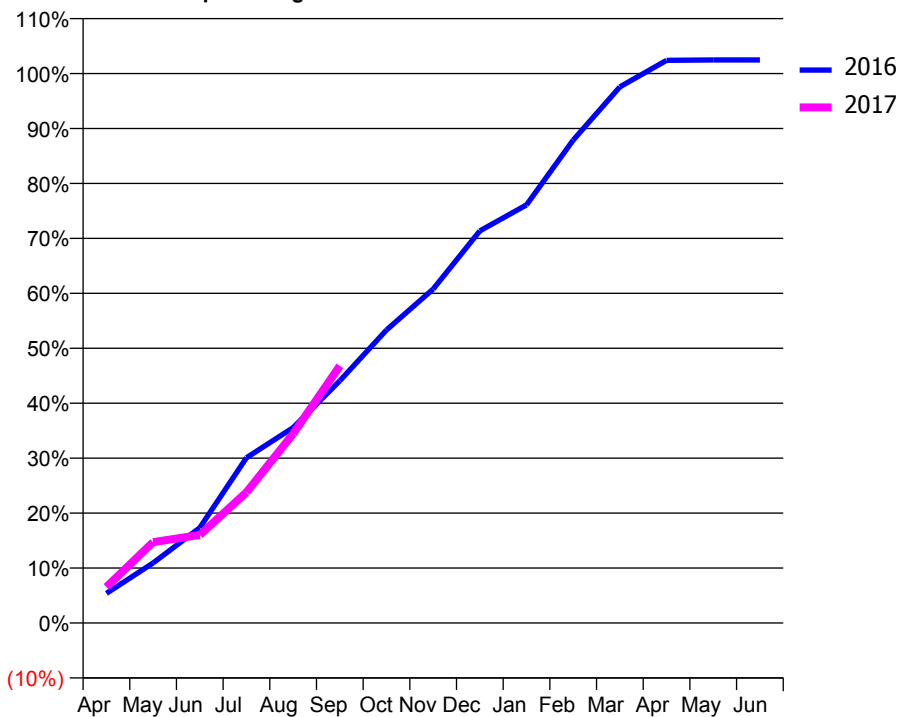
ACCESS*

Patients seen in 24 months	Total	Change since previous quarter
Quarter ending September 2015	2,240	
Quarter ending December 2015	2,260	→
Quarter ending March 2016	2,256	→
Quarter ending June 2016	2,250	→
Quarter ending September 2016	2,269	→
Variance since September 2015	1.3%	→



ACTIVITY

Cumulative percentage of contracted UDA delivered 2016 & 2017



Month	Adjusted Scheduled Activity (UDA)	
	2016	2017
April	461	560
May	932	1,256
June	1,480	1,367
July	2,565	2,030
August	3,033	2,938
September	3,761	3,993
October	4,549	
November	5,184	
December	6,088	
January	6,491	
February	7,496	
March	8,322	
April	8,734	
May	8,741	
June	8,741	

QUALITY

	Quantity	Base Number	Contract	AT	Region	England
% of FP17s for the same patient ID Re-attending within 3 months - Children	23	253	9.1%	10.4%	11.8%	12.4%
% of FP17s for the same patient ID Re-attending within 3 months - Adults	237	1,188	19.9%	16.1%	16.6%	16.7%
% of FP17s for the same patient ID Re-attending between 3 & 9 months - Children	73	253	28.9%	58.5%	60.2%	57.4%
% of FP17s for the same patient ID Re-attending between 3 & 9 months - Adults	423	1,188	35.6%	49.6%	52.0%	50.5%
% of FP17s for Band 1 Urgent Courses	59	1,296	4.6%	10.6%	9.4%	9.1%
% of FP17s Relating to Free Repair or Replacements	31	1,296	2.4%	0.9%	0.7%	0.8%
% of FP17s Relating to Continuations	61	1,296	4.7%	1.4%	1.2%	1.3%
% of Patients satisfied with the dentistry they have received	2	2	N/A	93.2%	93.6%	93.2%
% of Patients satisfied with the time they had to wait for an appointment	2	2	N/A	88.6%	89.1%	89.0%

* This is based on patients treated on this contract for their most recent course of treatment. Figures in italics indicate the base number of FP17s or Patient Questionnaire responses are less than 100. N/A is shown where the base number of responses is less than 10 during the period. % is calculated as Quantity/Base number*100

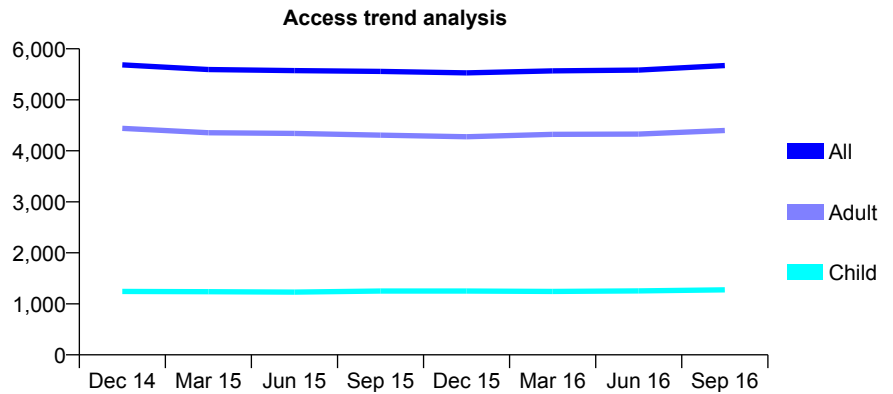
Q66 - Vital Signs At a Glance Contract Report for 235326/0001 - September 2016

Name or company name	MRS YS CHAN
Contract type name	GDS Contract
Purpose of contract	General
Contract start date	01/04/2006
Contract end date	

16/17 Contracted general activity (UDA)	14,000
Carry forward general activity (UDA)	403
16/17 Contracted orthodontic activity (UOA)	0
Carry forward orthodontic activity (UOA)	0
Baseline contract value	£359,091.79

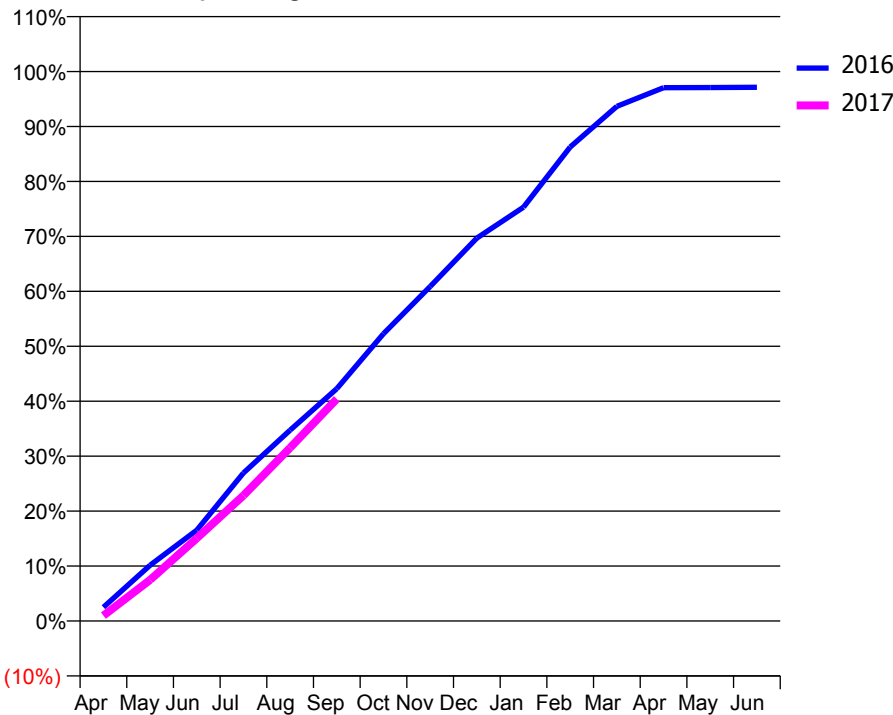
ACCESS*

Patients seen in 24 months	Total	Change since previous quarter
Quarter ending September 2015	5,558	
Quarter ending December 2015	5,528	→
Quarter ending March 2016	5,567	→
Quarter ending June 2016	5,583	→
Quarter ending September 2016	5,673	→
Variance since September 2015	2.1%	↑



ACTIVITY

Cumulative percentage of contracted UDA delivered 2016 & 2017



Month	Adjusted Scheduled Activity (UDA)	
	2016	2017
April	352	138
May	1,423	1,047
June	2,315	2,109
July	3,772	3,199
August	4,863	4,413
September	5,919	5,658
October	7,318	
November	8,522	
December	9,757	
January	10,545	
February	12,077	
March	13,111	
April	13,589	
May	13,591	
June	13,597	

QUALITY

	Quantity	Base Number	Contract	AT	Region	England
% of FP17s for the same patient ID Re-attending within 3 months - Children	36	761	4.7%	10.4%	11.8%	12.4%
% of FP17s for the same patient ID Re-attending within 3 months - Adults	238	2,781	8.6%	16.1%	16.6%	16.7%
% of FP17s for the same patient ID Re-attending between 3 & 9 months - Children	325	761	42.7%	58.5%	60.2%	57.4%
% of FP17s for the same patient ID Re-attending between 3 & 9 months - Adults	1,498	2,781	53.9%	49.6%	52.0%	50.5%
% of FP17s for Band 1 Urgent Courses	166	2,929	5.7%	10.6%	9.4%	9.1%
% of FP17s Relating to Free Repair or Replacements	0	2,929	0.0%	0.9%	0.7%	0.8%
% of FP17s Relating to Continuations	6	2,929	0.2%	1.4%	1.2%	1.3%
% of Patients satisfied with the dentistry they have received	15	15	100.0%	93.2%	93.6%	93.2%
% of Patients satisfied with the time they had to wait for an appointment	13	15	86.7%	88.6%	89.1%	89.0%

* This is based on patients treated on this contract for their most recent course of treatment. Figures in italics indicate the base number of FP17s or Patient Questionnaire responses are less than 100. N/A is shown where the base number of responses is less than 10 during the period. % is calculated as Quantity/Base number*100

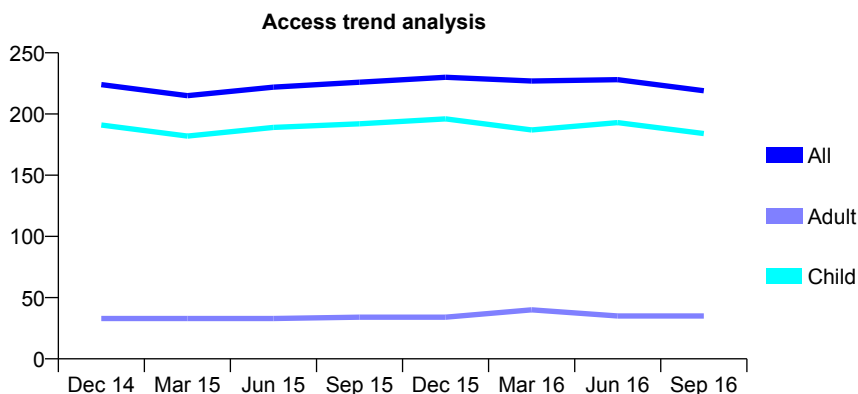
Q66 - Vital Signs At a Glance Contract Report for 235512/0001 - September 2016

Name or company name	MR SF O'CONNILL
Contract type name	GDS Contract
Purpose of contract	General
Contract start date	01/04/2006
Contract end date	

16/17 Contracted general activity (UDA)	434
Carry forward general activity (UDA)	-9
16/17 Contracted orthodontic activity (UOA)	0
Carry forward orthodontic activity (UOA)	0
Baseline contract value	£12,292.41

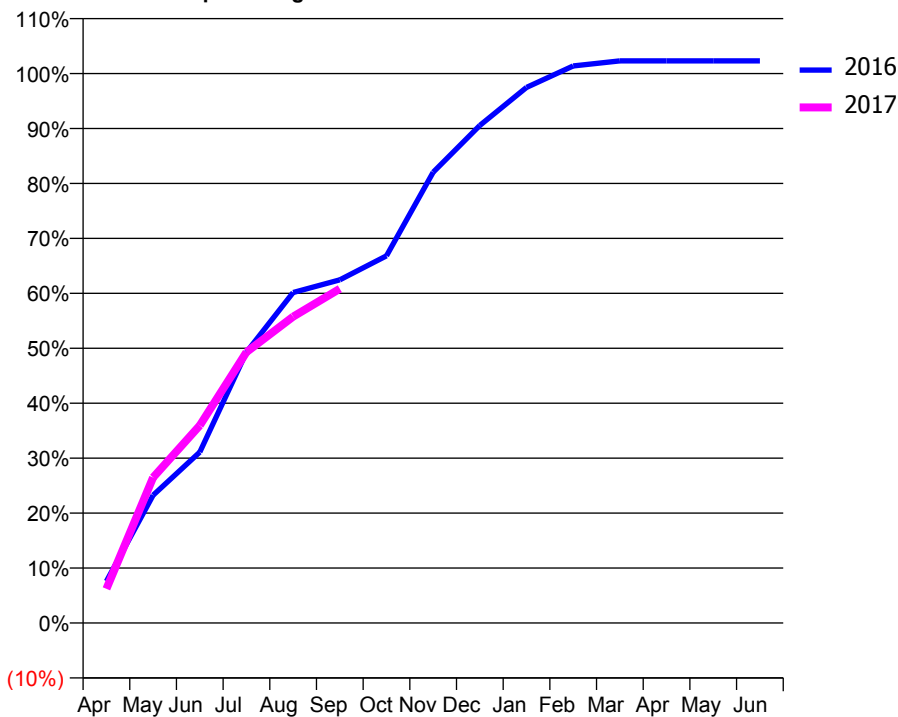
ACCESS*

Patients seen in 24 months	Total	Change since previous quarter
Quarter ending September 2015	226	
Quarter ending December 2015	230	→
Quarter ending March 2016	227	↓
Quarter ending June 2016	228	→
Quarter ending September 2016	219	↓
Variance since September 2015	(3.1%)	↓



ACTIVITY

Cumulative percentage of contracted UDA delivered 2016 & 2017



Month	Adjusted Scheduled Activity (UDA)	
	2016	2017
April	33	27
May	101	115
June	135	156
July	214	214
August	261	242
September	271	264
October	290	
November	356	
December	393	
January	423	
February	440	
March	444	
April	444	
May	444	
June	444	

QUALITY

	Quantity	Base Number	Contract	AT	Region	England
% of FP17s for the same patient ID Re-attending within 3 months - Children	7	190	3.7%	10.4%	11.8%	12.4%
% of FP17s for the same patient ID Re-attending within 3 months - Adults	0	18	0.0%	16.1%	16.6%	16.7%
% of FP17s for the same patient ID Re-attending between 3 & 9 months - Children	132	190	69.5%	58.5%	60.2%	57.4%
% of FP17s for the same patient ID Re-attending between 3 & 9 months - Adults	7	18	38.9%	49.6%	52.0%	50.5%
% of FP17s for Band 1 Urgent Courses	0	208	0.0%	10.6%	9.4%	9.1%
% of FP17s Relating to Free Repair or Replacements	0	208	0.0%	0.9%	0.7%	0.8%
% of FP17s Relating to Continuations	0	208	0.0%	1.4%	1.2%	1.3%
% of Patients satisfied with the dentistry they have received	1	1	N/A	93.2%	93.6%	93.2%
% of Patients satisfied with the time they had to wait for an appointment	1	1	N/A	88.6%	89.1%	89.0%

* This is based on patients treated on this contract for their most recent course of treatment. Figures in italics indicate the base number of FP17s or Patient Questionnaire responses are less than 100. N/A is shown where the base number of responses is less than 10 during the period. % is calculated as Quantity/Base number*100

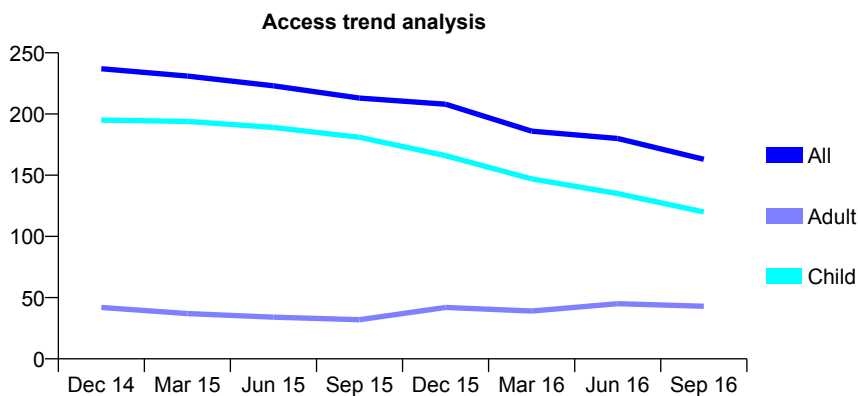
Q66 - Vital Signs At a Glance Contract Report for 239283/0001 - September 2016

Name or company name	MR R HILL
Contract type name	GDS Contract
Purpose of contract	General
Contract start date	01/04/2006
Contract end date	

16/17 Contracted general activity (UDA)	500
Carry forward general activity (UDA)	0
16/17 Contracted orthodontic activity (UOA)	0
Carry forward orthodontic activity (UOA)	0
Baseline contract value	£13,307.26

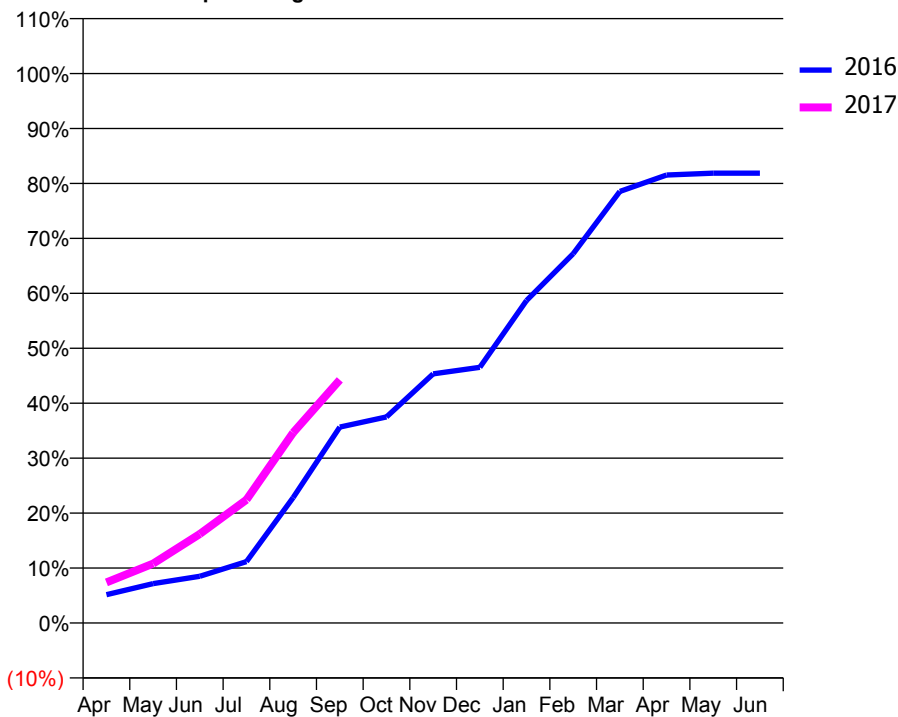
ACCESS*

Patients seen in 24 months	Total	Change since previous quarter
Quarter ending September 2015	213	
Quarter ending December 2015	208	↓
Quarter ending March 2016	186	↓
Quarter ending June 2016	180	↓
Quarter ending September 2016	163	↓
Variance since September 2015	(23.5%)	↓



ACTIVITY

Cumulative percentage of contracted UDA delivered 2016 & 2017



Adjusted Scheduled Activity (UDA)

Month	2016	2017
April	31	37
May	43	54
June	51	81
July	67	112
August	137	173
September	214	221
October	225	
November	272	
December	279	
January	352	
February	403	
March	471	
April	489	
May	491	
June	491	

QUALITY

	Quantity	Base Number	Contract	AT	Region	England
% of FP17s for the same patient ID Re-attending within 3 months - Children	10	107	9.3%	10.4%	11.8%	12.4%
% of FP17s for the same patient ID Re-attending within 3 months - Adults	0	0	N/A	16.1%	16.6%	16.7%
% of FP17s for the same patient ID Re-attending between 3 & 9 months - Children	78	107	72.9%	58.5%	60.2%	57.4%
% of FP17s for the same patient ID Re-attending between 3 & 9 months - Adults	0	0	N/A	49.6%	52.0%	50.5%
% of FP17s for Band 1 Urgent Courses	1	98	1.0%	10.6%	9.4%	9.1%
% of FP17s Relating to Free Repair or Replacements	0	98	0.0%	0.9%	0.7%	0.8%
% of FP17s Relating to Continuations	4	98	4.1%	1.4%	1.2%	1.3%
% of Patients satisfied with the dentistry they have received	0	0	N/A	93.2%	93.6%	93.2%
% of Patients satisfied with the time they had to wait for an appointment	0	0	N/A	88.6%	89.1%	89.0%

* This is based on patients treated on this contract for their most recent course of treatment. Figures in italics indicate the base number of FP17s or Patient Questionnaire responses are less than 100. N/A is shown where the base number of responses is less than 10 during the period. % is calculated as Quantity/Base number*100

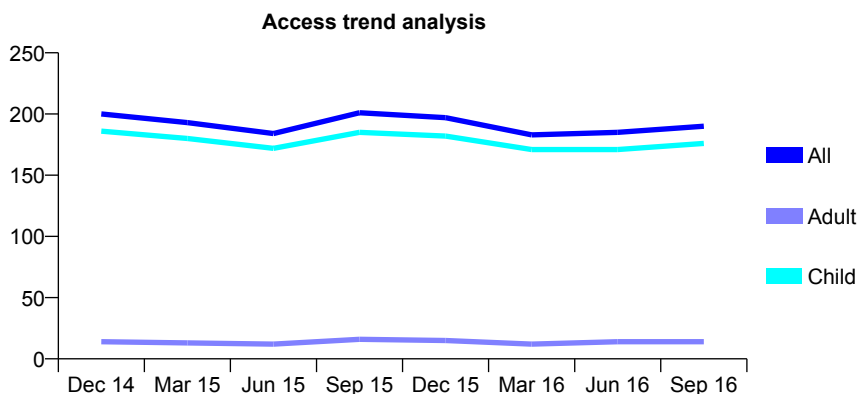
Q66 - Vital Signs At a Glance Contract Report for 243841/0001 - September 2016

Name or company name	MRS HL WILMOT
Contract type name	GDS Contract
Purpose of contract	General
Contract start date	01/04/2006
Contract end date	

16/17 Contracted general activity (UDA)	555
Carry forward general activity (UDA)	-1
16/17 Contracted orthodontic activity (UOA)	0
Carry forward orthodontic activity (UOA)	0
Baseline contract value	£14,314.84

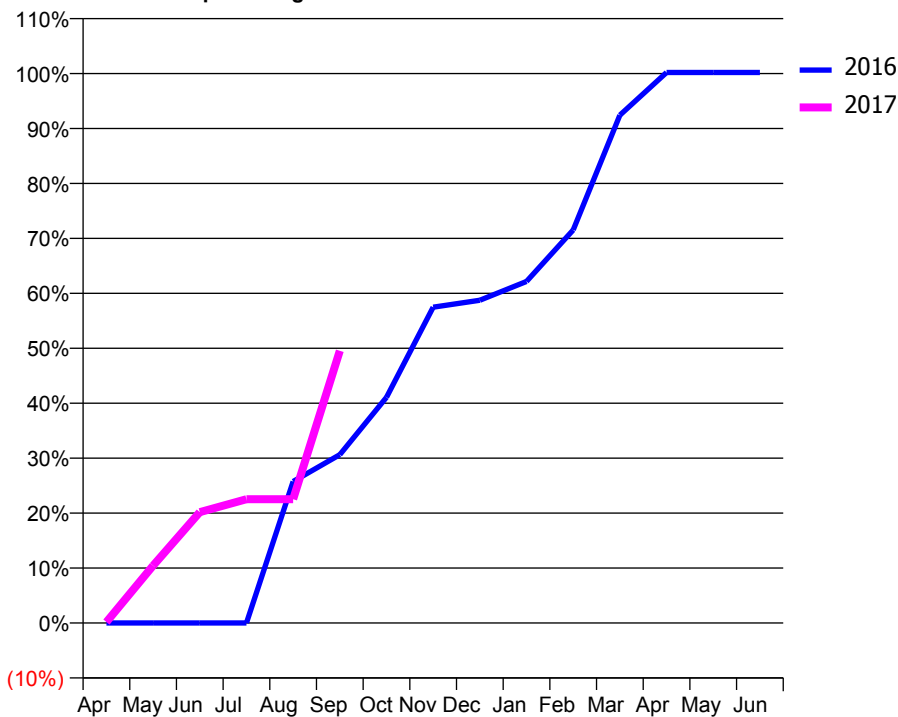
ACCESS*

Patients seen in 24 months	Total	Change since previous quarter
Quarter ending September 2015	201	
Quarter ending December 2015	197	↓
Quarter ending March 2016	183	↓
Quarter ending June 2016	185	→
Quarter ending September 2016	190	↑
Variance since September 2015	(5.5%)	↓



ACTIVITY

Cumulative percentage of contracted UDA delivered 2016 & 2017



Month	Adjusted Scheduled Activity (UDA)	
	2016	2017
April	0	1
May	0	58
June	0	112
July	0	125
August	143	125
September	170	275
October	228	
November	319	
December	326	
January	345	
February	397	
March	513	
April	556	
May	556	
June	556	

QUALITY

	Quantity	Base Number	Contract	AT	Region	England
% of FP17s for the same patient ID Re-attending within 3 months - Children	12	159	7.5%	10.4%	11.8%	12.4%
% of FP17s for the same patient ID Re-attending within 3 months - Adults	0	0	N/A	16.1%	16.6%	16.7%
% of FP17s for the same patient ID Re-attending between 3 & 9 months - Children	101	159	63.5%	58.5%	60.2%	57.4%
% of FP17s for the same patient ID Re-attending between 3 & 9 months - Adults	0	0	N/A	49.6%	52.0%	50.5%
% of FP17s for Band 1 Urgent Courses	0	136	0.0%	10.6%	9.4%	9.1%
% of FP17s Relating to Free Repair or Replacements	0	136	0.0%	0.9%	0.7%	0.8%
% of FP17s Relating to Continuations	1	136	0.7%	1.4%	1.2%	1.3%
% of Patients satisfied with the dentistry they have received	0	0	N/A	93.2%	93.6%	93.2%
% of Patients satisfied with the time they had to wait for an appointment	0	0	N/A	88.6%	89.1%	89.0%

* This is based on patients treated on this contract for their most recent course of treatment. Figures in italics indicate the base number of FP17s or Patient Questionnaire responses are less than 100. N/A is shown where the base number of responses is less than 10 during the period. % is calculated as Quantity/Base number*100

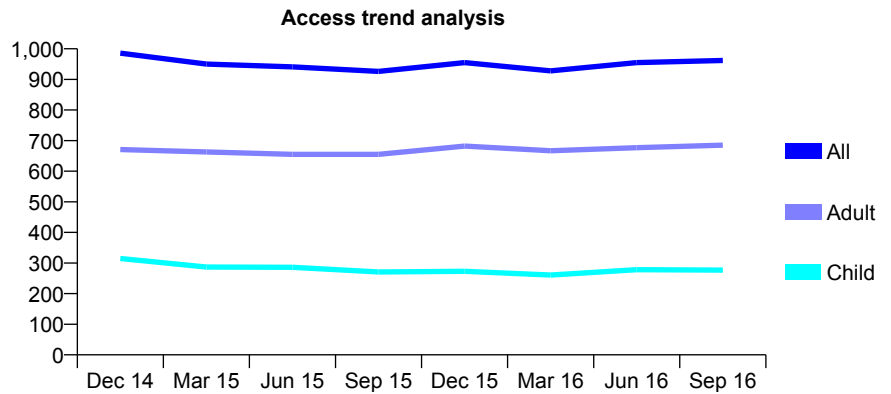
Q66 - Vital Signs At a Glance Contract Report for 248924/0001 - September 2016

Name or company name	Spring Hill Dental Partnership
Contract type name	GDS Contract
Purpose of contract	General
Contract start date	01/04/2006
Contract end date	

16/17 Contracted general activity (UDA)	2,847
Carry forward general activity (UDA)	0
16/17 Contracted orthodontic activity (UOA)	0
Carry forward orthodontic activity (UOA)	0
Baseline contract value	£88,430.60

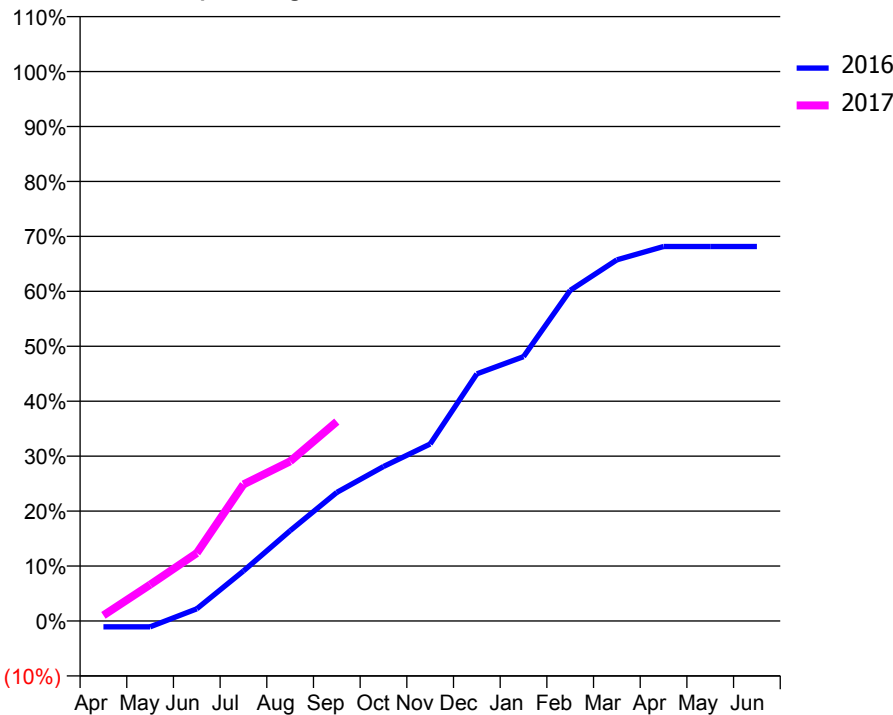
ACCESS*

Patients seen in 24 months	Total	Change since previous quarter
Quarter ending September 2015	926	
Quarter ending December 2015	955	↑
Quarter ending March 2016	928	↓
Quarter ending June 2016	955	↑
Quarter ending September 2016	962	→
Variance since September 2015	3.9%	↑



ACTIVITY

Cumulative percentage of contracted UDA delivered 2016 & 2017



Month	Adjusted Scheduled Activity (UDA)	
	2016	2017
April	-31	29
May	-31	188
June	63	352
July	260	708
August	468	828
September	666	1,033
October	801	
November	917	
December	1,281	
January	1,370	
February	1,713	
March	1,871	
April	1,941	
May	1,941	
June	1,941	

QUALITY

	Quantity	Base Number	Contract	AT	Region	England
% of FP17s for the same patient ID Re-attending within 3 months - Children	11	171	6.4%	10.4%	11.8%	12.4%
% of FP17s for the same patient ID Re-attending within 3 months - Adults	65	373	17.4%	16.1%	16.6%	16.7%
% of FP17s for the same patient ID Re-attending between 3 & 9 months - Children	88	171	51.5%	58.5%	60.2%	57.4%
% of FP17s for the same patient ID Re-attending between 3 & 9 months - Adults	158	373	42.4%	49.6%	52.0%	50.5%
% of FP17s for Band 1 Urgent Courses	35	519	6.7%	10.6%	9.4%	9.1%
% of FP17s Relating to Free Repair or Replacements	8	519	1.5%	0.9%	0.7%	0.8%
% of FP17s Relating to Continuations	4	519	0.8%	1.4%	1.2%	1.3%
% of Patients satisfied with the dentistry they have received	1	1	N/A	93.2%	93.6%	93.2%
% of Patients satisfied with the time they had to wait for an appointment	0	1	N/A	88.6%	89.1%	89.0%

* This is based on patients treated on this contract for their most recent course of treatment. Figures in italics indicate the base number of FP17s or Patient Questionnaire responses are less than 100. N/A is shown where the base number of responses is less than 10 during the period. % is calculated as Quantity/Base number*100

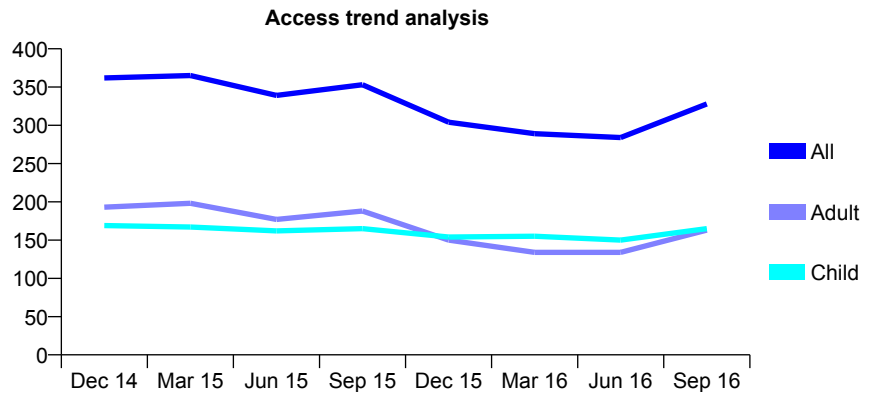
Q66 - Vital Signs At a Glance Contract Report for 258504/0001 - September 2016

Name or company name	MR ME SHAW
Contract type name	GDS Contract
Purpose of contract	General
Contract start date	01/04/2006
Contract end date	

16/17 Contracted general activity (UDA)	1,035
Carry forward general activity (UDA)	-17
16/17 Contracted orthodontic activity (UOA)	0
Carry forward orthodontic activity (UOA)	0
Baseline contract value	£26,545.33

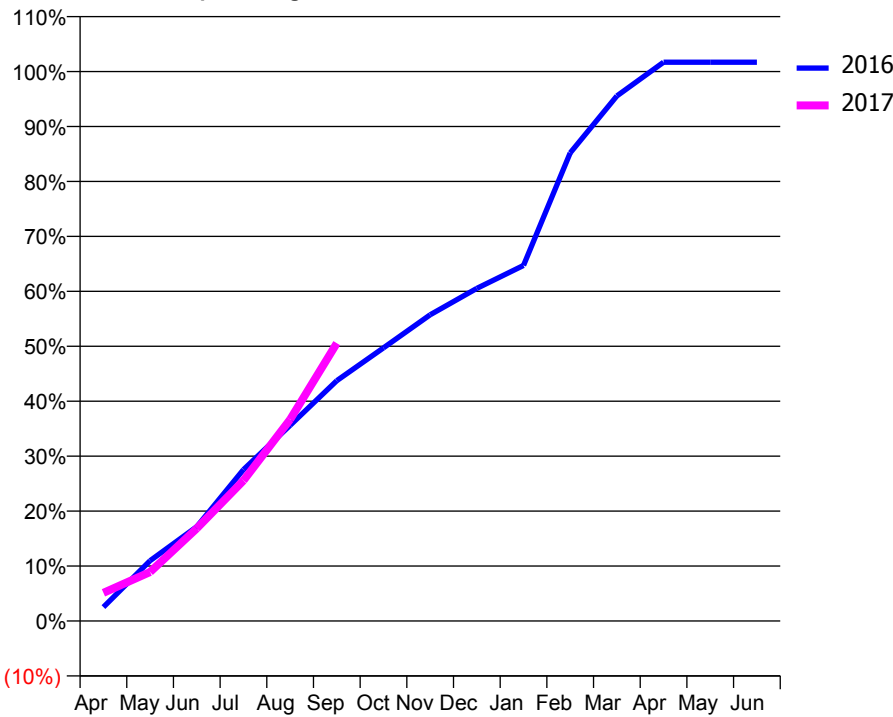
ACCESS*

Patients seen in 24 months	Total	Change since previous quarter
Quarter ending September 2015	353	
Quarter ending December 2015	304	↓
Quarter ending March 2016	289	↓
Quarter ending June 2016	284	↓
Quarter ending September 2016	328	↑
Variance since September 2015	(7.1%)	↓



ACTIVITY

Cumulative percentage of contracted UDA delivered 2016 & 2017



Month	Adjusted Scheduled Activity (UDA)	
	2016	2017
April	26	53
May	114	92
June	178	174
July	285	265
August	369	380
September	453	523
October	515	
November	577	
December	626	
January	670	
February	882	
March	989	
April	1,052	
May	1,052	
June	1,052	

QUALITY

	Quantity	Base Number	Contract	AT	Region	England
% of FP17s for the same patient ID Re-attending within 3 months - Children	19	178	10.7%	10.4%	11.8%	12.4%
% of FP17s for the same patient ID Re-attending within 3 months - Adults	6	119	5.0%	16.1%	16.6%	16.7%
% of FP17s for the same patient ID Re-attending between 3 & 9 months - Children	121	178	68.0%	58.5%	60.2%	57.4%
% of FP17s for the same patient ID Re-attending between 3 & 9 months - Adults	46	119	38.7%	49.6%	52.0%	50.5%
% of FP17s for Band 1 Urgent Courses	6	260	2.3%	10.6%	9.4%	9.1%
% of FP17s Relating to Free Repair or Replacements	0	260	0.0%	0.9%	0.7%	0.8%
% of FP17s Relating to Continuations	1	260	0.4%	1.4%	1.2%	1.3%
% of Patients satisfied with the dentistry they have received	0	0	N/A	93.2%	93.6%	93.2%
% of Patients satisfied with the time they had to wait for an appointment	0	0	N/A	88.6%	89.1%	89.0%

* This is based on patients treated on this contract for their most recent course of treatment. Figures in italics indicate the base number of FP17s or Patient Questionnaire responses are less than 100. N/A is shown where the base number of responses is less than 10 during the period. % is calculated as Quantity/Base number*100

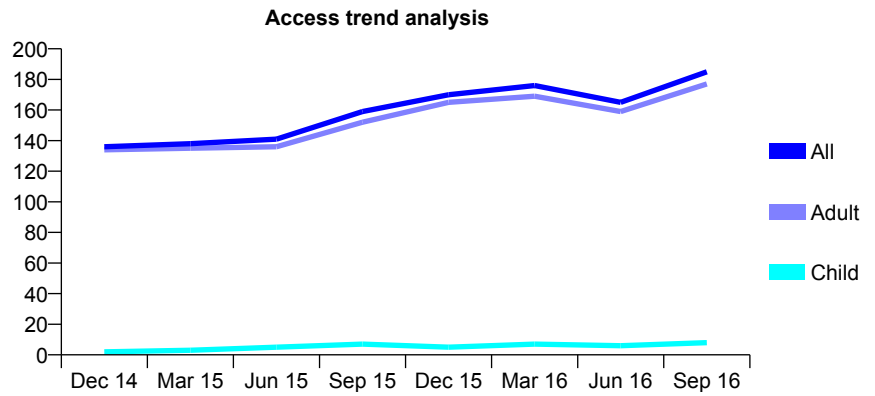
Q66 - Vital Signs At a Glance Contract Report for 258504/0002 - September 2016

Name or company name	MR ME SHAW
Contract type name	PDS Contract
Purpose of contract	General
Contract start date	01/07/2007
Contract end date	

16/17 Contracted general activity (UDA)	400
Carry forward general activity (UDA)	0
16/17 Contracted orthodontic activity (UOA)	0
Carry forward orthodontic activity (UOA)	0
Baseline contract value	£55,745.34

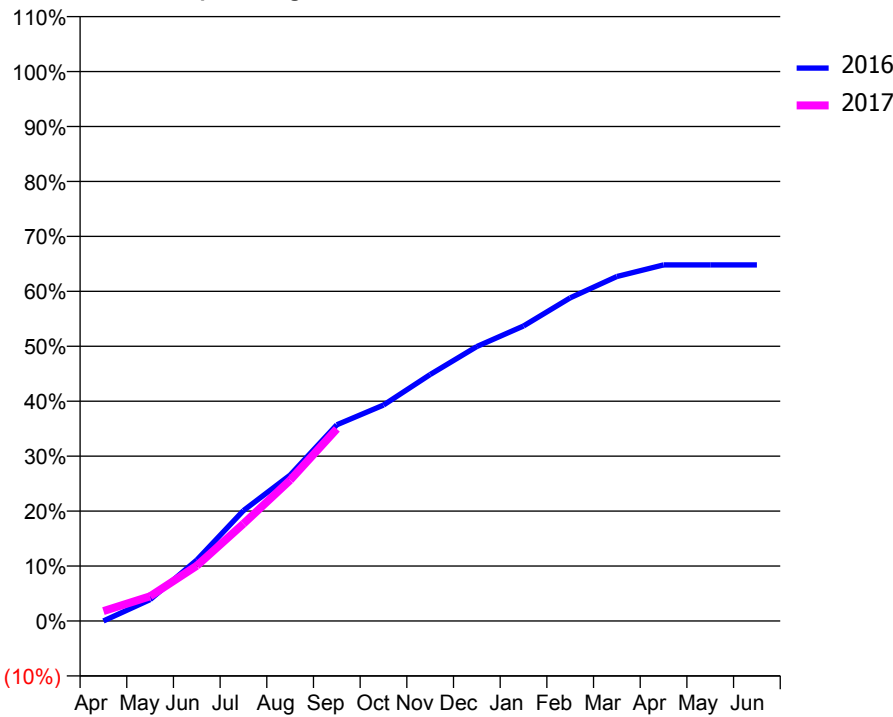
ACCESS*

Patients seen in 24 months	Total	Change since previous quarter
Quarter ending September 2015	159	
Quarter ending December 2015	170	↑
Quarter ending March 2016	176	↑
Quarter ending June 2016	165	↓
Quarter ending September 2016	185	↑
Variance since September 2015	16.4%	↑



ACTIVITY

Cumulative percentage of contracted UDA delivered 2016 & 2017



Month	Adjusted Scheduled Activity (UDA)	
	2016	2017
April	0	7
May	16	18
June	44	40
July	80	71
August	106	103
September	143	140
October	157	
November	179	
December	200	
January	215	
February	235	
March	251	
April	259	
May	259	
June	259	

QUALITY

	Quantity	Base Number	Contract	AT	Region	England
% of FP17s for the same patient ID Re-attending within 3 months - Children	0	5	0.0%	10.4%	11.8%	12.4%
% of FP17s for the same patient ID Re-attending within 3 months - Adults	15	114	13.2%	16.1%	16.6%	16.7%
% of FP17s for the same patient ID Re-attending between 3 & 9 months - Children	0	5	0.0%	58.5%	60.2%	57.4%
% of FP17s for the same patient ID Re-attending between 3 & 9 months - Adults	1	114	0.9%	49.6%	52.0%	50.5%
% of FP17s for Band 1 Urgent Courses	109	112	97.3%	10.6%	9.4%	9.1%
% of FP17s Relating to Free Repair or Replacements	0	112	0.0%	0.9%	0.7%	0.8%
% of FP17s Relating to Continuations	0	112	0.0%	1.4%	1.2%	1.3%
% of Patients satisfied with the dentistry they have received	0	0	N/A	93.2%	93.6%	93.2%
% of Patients satisfied with the time they had to wait for an appointment	0	0	N/A	88.6%	89.1%	89.0%

* This is based on patients treated on this contract for their most recent course of treatment. Figures in italics indicate the base number of FP17s or Patient Questionnaire responses are less than 100. N/A is shown where the base number of responses is less than 10 during the period. % is calculated as Quantity/Base number*100

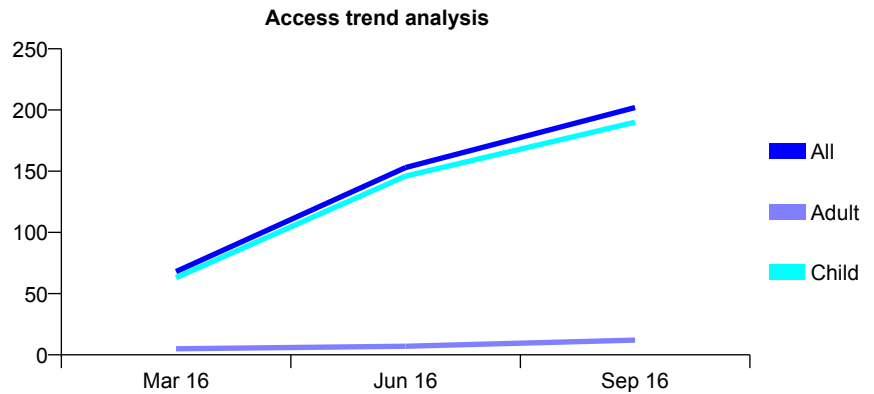
Q66 - Vital Signs At a Glance Contract Report for 308412/0002 - September 2016

Name or company name	MR CR MERCER
Contract type name	GDS Contract
Purpose of contract	General
Contract start date	18/01/2016
Contract end date	

16/17 Contracted general activity (UDA)	340
Carry forward general activity (UDA)	7
16/17 Contracted orthodontic activity (UOA)	0
Carry forward orthodontic activity (UOA)	0
Baseline contract value	£8,437.26

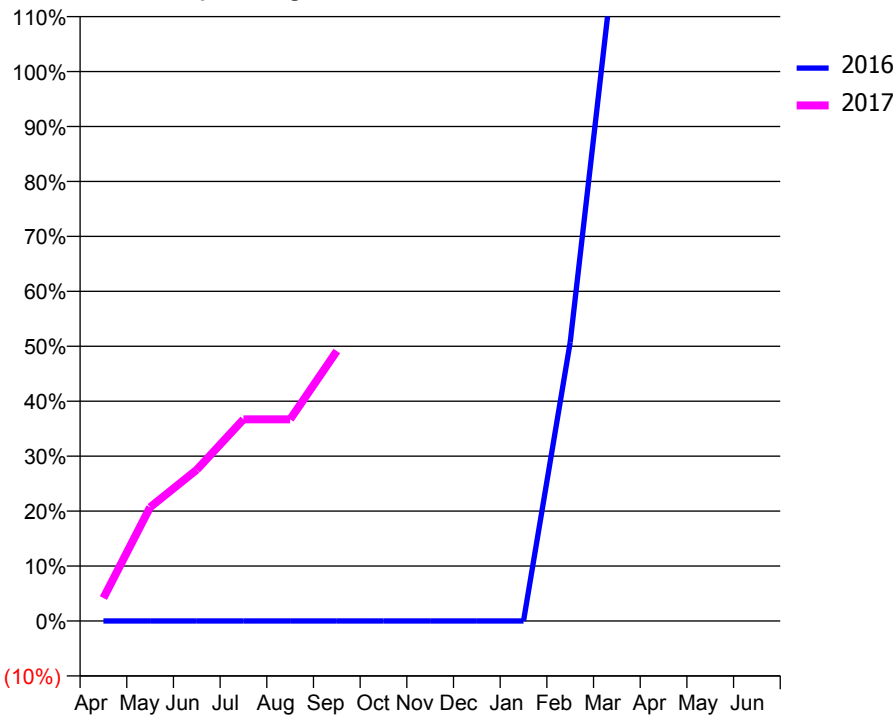
ACCESS*

Patients seen in 24 months	Total	Change since previous quarter
Quarter ending September 2015	0	
Quarter ending December 2015	0	
Quarter ending March 2016	68	
Quarter ending June 2016	153	↑
Quarter ending September 2016	202	↑
Variance since September 2015	N/A	



ACTIVITY

Cumulative percentage of contracted UDA delivered 2016 & 2017



Month	Adjusted Scheduled Activity (UDA)	
	2016	2017
April	0	14
May	0	70
June	0	94
July	0	125
August	0	125
September	0	167
October	0	
November	0	
December	0	
January	0	
February	35	
March	86	
April	86	
May	86	
June	86	

QUALITY

	Quantity	Base Number	Contract	AT	Region	England
% of FP17s for the same patient ID Re-attending within 3 months - Children	0	138	0.0%	10.4%	11.8%	12.4%
% of FP17s for the same patient ID Re-attending within 3 months - Adults	1	7	14.3%	16.1%	16.6%	16.7%
% of FP17s for the same patient ID Re-attending between 3 & 9 months - Children	14	138	10.1%	58.5%	60.2%	57.4%
% of FP17s for the same patient ID Re-attending between 3 & 9 months - Adults	1	7	14.3%	49.6%	52.0%	50.5%
% of FP17s for Band 1 Urgent Courses	5	145	3.4%	10.6%	9.4%	9.1%
% of FP17s Relating to Free Repair or Replacements	0	145	0.0%	0.9%	0.7%	0.8%
% of FP17s Relating to Continuations	0	145	0.0%	1.4%	1.2%	1.3%
% of Patients satisfied with the dentistry they have received	0	0	N/A	93.2%	93.6%	93.2%
% of Patients satisfied with the time they had to wait for an appointment	0	0	N/A	88.6%	89.1%	89.0%

* This is based on patients treated on this contract for their most recent course of treatment. Figures in italics indicate the base number of FP17s or Patient Questionnaire responses are less than 100. N/A is shown where the base number of responses is less than 10 during the period. % is calculated as Quantity/Base number*100

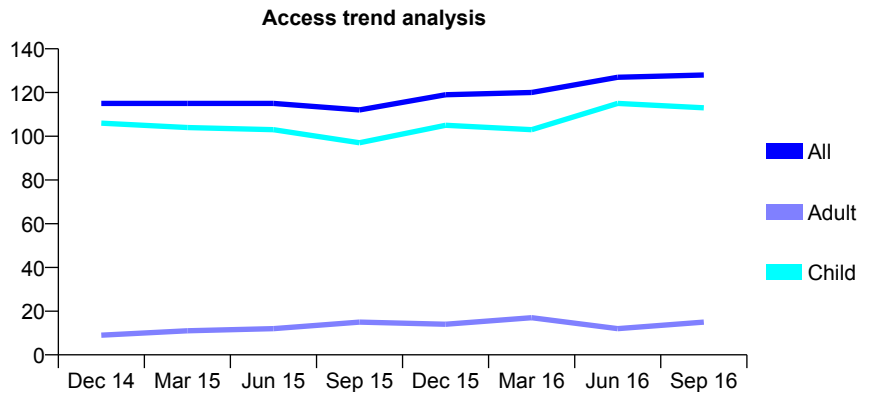
Q66 - Vital Signs At a Glance Contract Report for 322792/0001 - September 2016

Name or company name	MR NG PERCIVAL
Contract type name	GDS Contract
Purpose of contract	General and Orthodontic
Contract start date	01/04/2006
Contract end date	

16/17 Contracted general activity (UDA)	290
Carry forward general activity (UDA)	0
16/17 Contracted orthodontic activity (UOA)	8
Carry forward orthodontic activity (UOA)	0
Baseline contract value	£7,414.03

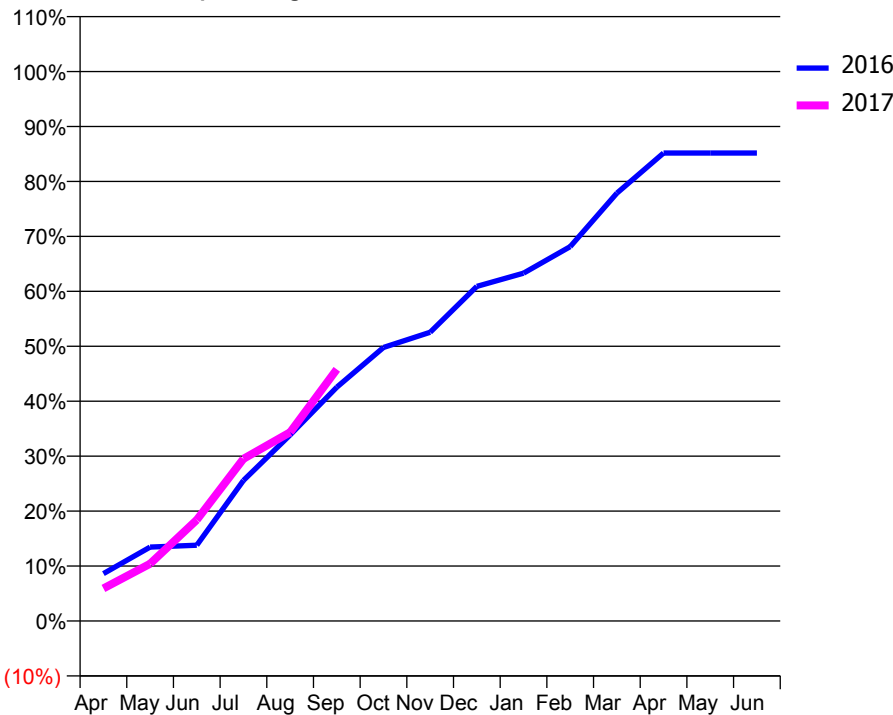
ACCESS*

Patients seen in 24 months	Total	Change since previous quarter
Quarter ending September 2015	112	
Quarter ending December 2015	119	↑
Quarter ending March 2016	120	→
Quarter ending June 2016	127	↑
Quarter ending September 2016	128	→
Variance since September 2015	14.3%	↑



ACTIVITY

Cumulative percentage of contracted UDA delivered 2016 & 2017



Month	Adjusted Scheduled Activity (UDA)	
	2016	2017
April	25	17
May	39	30
June	40	53
July	74	86
August	98	100
September	123	133
October	144	
November	152	
December	177	
January	184	
February	198	
March	226	
April	247	
May	247	
June	247	

QUALITY

	Quantity	Base Number	Contract	AT	Region	England
% of FP17s for the same patient ID Re-attending within 3 months - Children	4	116	3.4%	10.4%	11.8%	12.4%
% of FP17s for the same patient ID Re-attending within 3 months - Adults	0	1	0.0%	16.1%	16.6%	16.7%
% of FP17s for the same patient ID Re-attending between 3 & 9 months - Children	68	116	58.6%	58.5%	60.2%	57.4%
% of FP17s for the same patient ID Re-attending between 3 & 9 months - Adults	0	1	0.0%	49.6%	52.0%	50.5%
% of FP17s for Band 1 Urgent Courses	4	92	4.3%	10.6%	9.4%	9.1%
% of FP17s Relating to Free Repair or Replacements	0	92	0.0%	0.9%	0.7%	0.8%
% of FP17s Relating to Continuations	0	92	0.0%	1.4%	1.2%	1.3%
% of Patients satisfied with the dentistry they have received	1	1	N/A	93.2%	93.6%	93.2%
% of Patients satisfied with the time they had to wait for an appointment	1	1	N/A	88.6%	89.1%	89.0%

* This is based on patients treated on this contract for their most recent course of treatment. Figures in italics indicate the base number of FP17s or Patient Questionnaire responses are less than 100. N/A is shown where the base number of responses is less than 10 during the period. % is calculated as Quantity/Base number*100

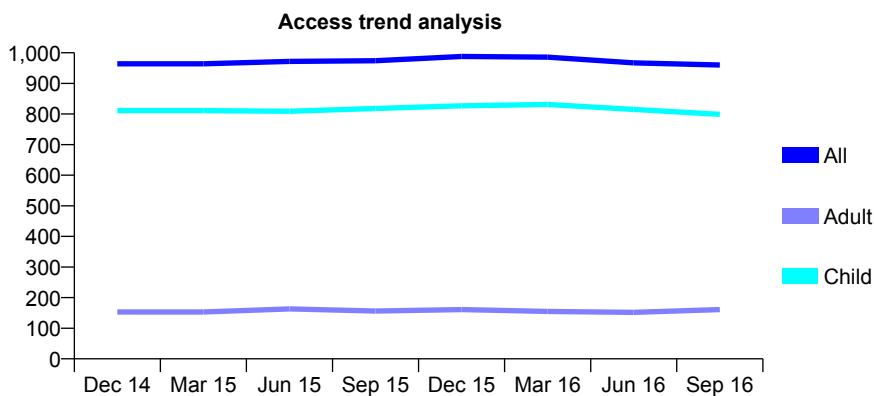
Q66 - Vital Signs At a Glance Contract Report for 324205/0001 - September 2016

Name or company name	MR DK BURGESS
Contract type name	GDS Contract
Purpose of contract	General and Orthodontic
Contract start date	01/04/2006
Contract end date	

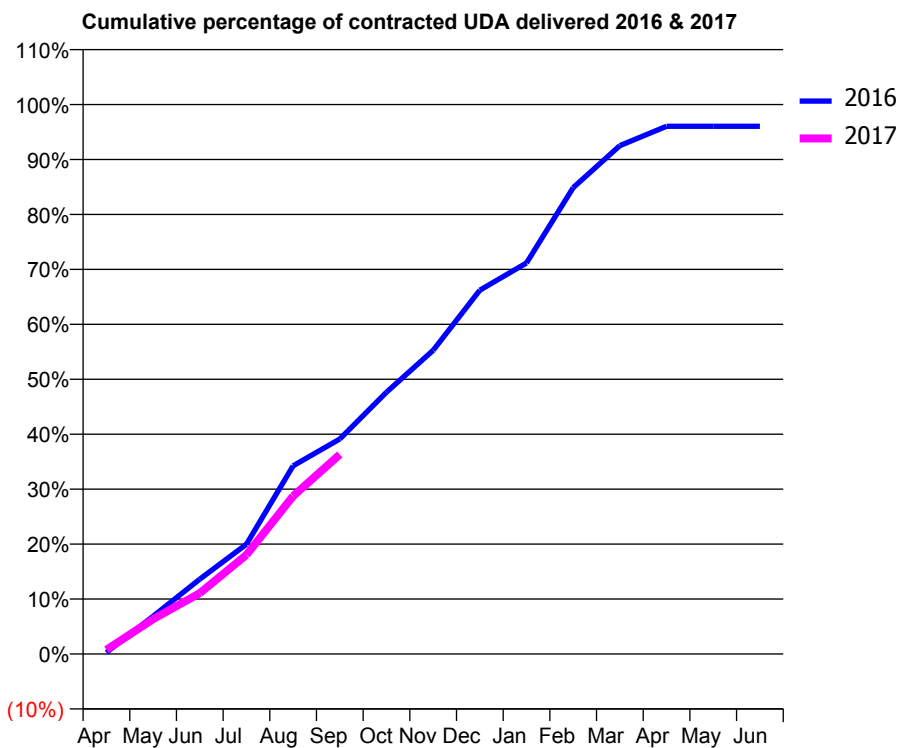
16/17 Contracted general activity (UDA)	2,137
Carry forward general activity (UDA)	85
16/17 Contracted orthodontic activity (UOA)	728
Carry forward orthodontic activity (UOA)	0
Baseline contract value	£103,667.55

ACCESS*

Patients seen in 24 months	Total	Change since previous quarter
Quarter ending September 2015	974	
Quarter ending December 2015	988	→
Quarter ending March 2016	986	→
Quarter ending June 2016	967	↓
Quarter ending September 2016	960	→
Variance since September 2015	(1.4%)	↓



ACTIVITY



Month	Adjusted Scheduled Activity (UDA)	
	2016	2017
April	6	16
May	147	135
June	291	237
July	427	386
August	732	614
September	836	776
October	1,018	
November	1,181	
December	1,415	
January	1,521	
February	1,814	
March	1,977	
April	2,052	
May	2,052	
June	2,052	

QUALITY

	Quantity	Base Number	Contract	AT	Region	England
% of FP17s for the same patient ID Re-attending within 3 months - Children	63	678	9.3%	10.4%	11.8%	12.4%
% of FP17s for the same patient ID Re-attending within 3 months - Adults	5	39	12.8%	16.1%	16.6%	16.7%
% of FP17s for the same patient ID Re-attending between 3 & 9 months - Children	480	678	70.8%	58.5%	60.2%	57.4%
% of FP17s for the same patient ID Re-attending between 3 & 9 months - Adults	20	39	51.3%	49.6%	52.0%	50.5%
% of FP17s for Band 1 Urgent Courses	6	633	0.9%	10.6%	9.4%	9.1%
% of FP17s Relating to Free Repair or Replacements	0	633	0.0%	0.9%	0.7%	0.8%
% of FP17s Relating to Continuations	0	633	0.0%	1.4%	1.2%	1.3%
% of Patients satisfied with the dentistry they have received	1	1	N/A	93.2%	93.6%	93.2%
% of Patients satisfied with the time they had to wait for an appointment	1	1	N/A	88.6%	89.1%	89.0%

* This is based on patients treated on this contract for their most recent course of treatment. Figures in italics indicate the base number of FP17s or Patient Questionnaire responses are less than 100. N/A is shown where the base number of responses is less than 10 during the period. % is calculated as Quantity/Base number*100

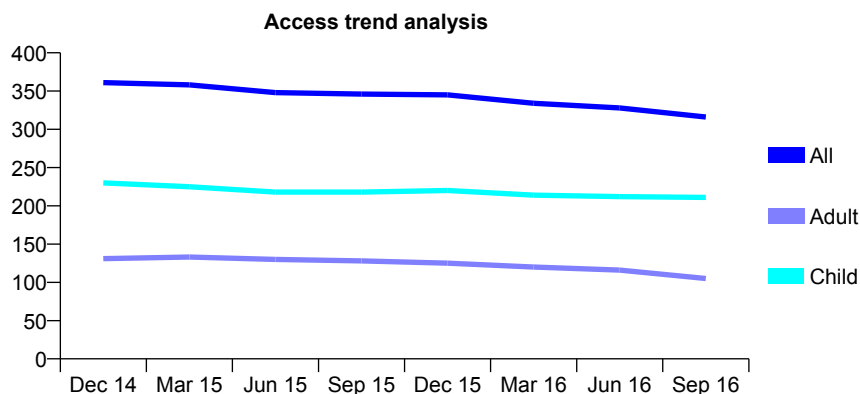
Q66 - Vital Signs At a Glance Contract Report for 329037/0001 - September 2016

Name or company name	MISS EL CHOUROT
Contract type name	GDS Contract
Purpose of contract	General
Contract start date	01/04/2006
Contract end date	

16/17 Contracted general activity (UDA)	700
Carry forward general activity (UDA)	3
16/17 Contracted orthodontic activity (UOA)	0
Carry forward orthodontic activity (UOA)	0
Baseline contract value	£15,371.28

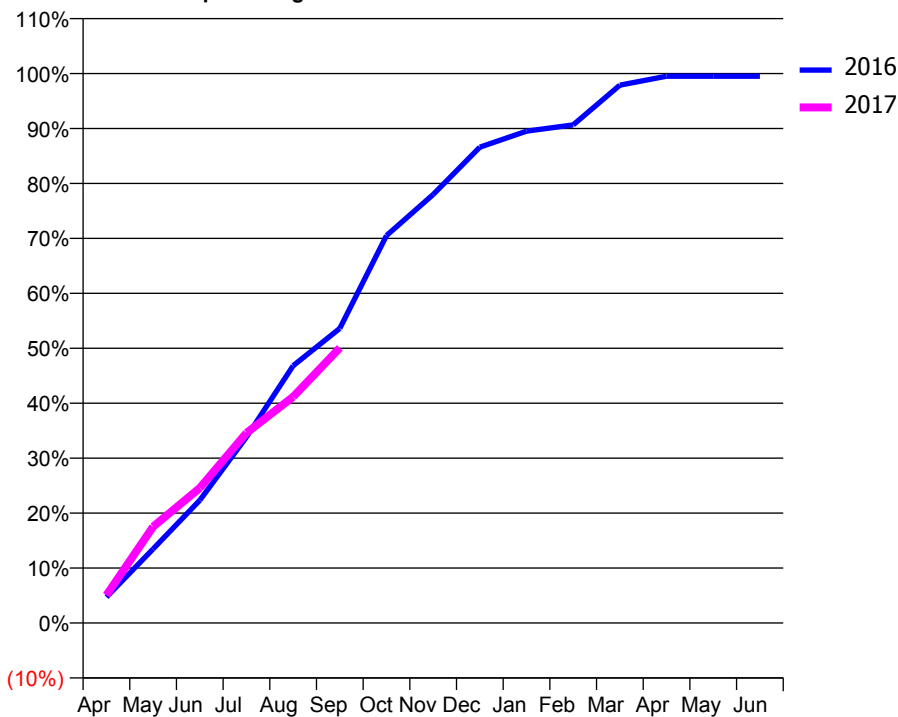
ACCESS*

Patients seen in 24 months	Total	Change since previous quarter
Quarter ending September 2015	346	
Quarter ending December 2015	345	→
Quarter ending March 2016	334	↓
Quarter ending June 2016	328	↓
Quarter ending September 2016	316	↓
Variance since September 2015	(8.7%)	↓



ACTIVITY

Cumulative percentage of contracted UDA delivered 2016 & 2017



Adjusted Scheduled Activity (UDA)

Month	2016	2017
April	33	35
May	94	123
June	156	172
July	237	242
August	328	288
September	375	351
October	494	
November	546	
December	606	
January	627	
February	635	
March	685	
April	697	
May	697	
June	697	

QUALITY

	Quantity	Base Number	Contract	AT	Region	England
% of FP17s for the same patient ID Re-attending within 3 months - Children	8	191	4.2%	10.4%	11.8%	12.4%
% of FP17s for the same patient ID Re-attending within 3 months - Adults	8	63	12.7%	16.1%	16.6%	16.7%
% of FP17s for the same patient ID Re-attending between 3 & 9 months - Children	122	191	63.9%	58.5%	60.2%	57.4%
% of FP17s for the same patient ID Re-attending between 3 & 9 months - Adults	31	63	49.2%	49.6%	52.0%	50.5%
% of FP17s for Band 1 Urgent Courses	13	245	5.3%	10.6%	9.4%	9.1%
% of FP17s Relating to Free Repair or Replacements	0	245	0.0%	0.9%	0.7%	0.8%
% of FP17s Relating to Continuations	0	245	0.0%	1.4%	1.2%	1.3%
% of Patients satisfied with the dentistry they have received	0	0	N/A	93.2%	93.6%	93.2%
% of Patients satisfied with the time they had to wait for an appointment	0	0	N/A	88.6%	89.1%	89.0%

* This is based on patients treated on this contract for their most recent course of treatment. Figures in italics indicate the base number of FP17s or Patient Questionnaire responses are less than 100. N/A is shown where the base number of responses is less than 10 during the period. % is calculated as Quantity/Base number*100

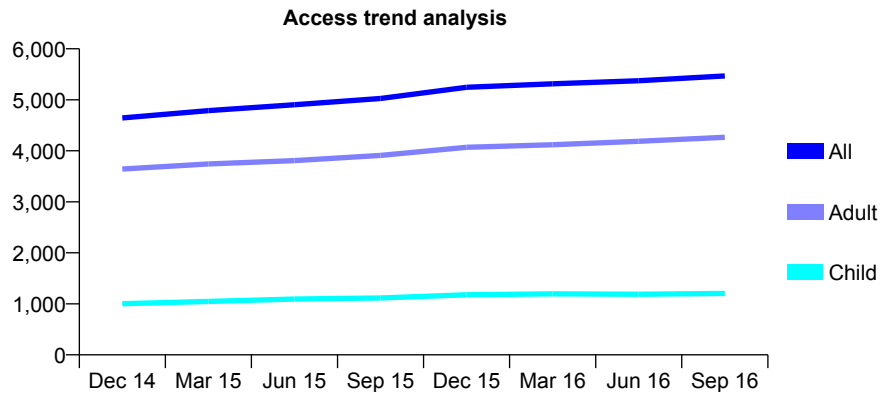
Q66 - Vital Signs At a Glance Contract Report for 331872/0001 - September 2016

Name or company name	MR SC PACE
Contract type name	GDS Contract
Purpose of contract	General
Contract start date	01/04/2006
Contract end date	

16/17 Contracted general activity (UDA)	17,536
Carry forward general activity (UDA)	556
16/17 Contracted orthodontic activity (UOA)	0
Carry forward orthodontic activity (UOA)	0
Baseline contract value	£454,861.89

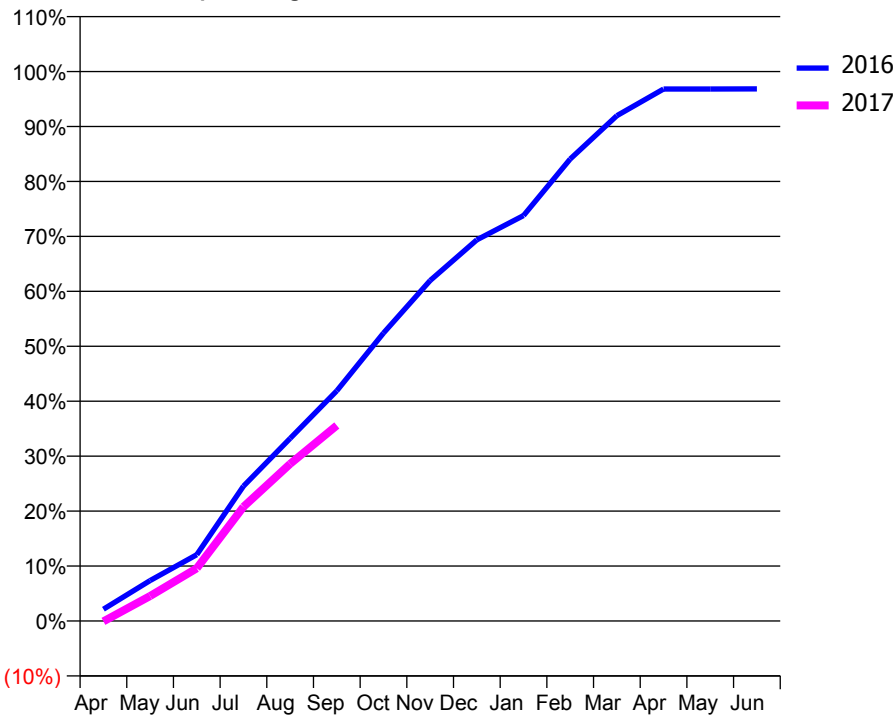
ACCESS*

Patients seen in 24 months	Total	Change since previous quarter
Quarter ending September 2015	5,027	
Quarter ending December 2015	5,247	↑
Quarter ending March 2016	5,315	→
Quarter ending June 2016	5,374	→
Quarter ending September 2016	5,469	→
Variance since September 2015	8.8%	↑



ACTIVITY

Cumulative percentage of contracted UDA delivered 2016 & 2017



Month	Adjusted Scheduled Activity (UDA)	
	2016	2017
April	375	-13
May	1,291	799
June	2,117	1,684
July	4,303	3,645
August	5,826	5,014
September	7,345	6,240
October	9,192	
November	10,865	
December	12,163	
January	12,937	
February	14,741	
March	16,128	
April	16,977	
May	16,977	
June	16,980	

QUALITY

	Quantity	Base Number	Contract	AT	Region	England
% of FP17s for the same patient ID Re-attending within 3 months - Children	88	1,061	8.3%	10.4%	11.8%	12.4%
% of FP17s for the same patient ID Re-attending within 3 months - Adults	481	3,243	14.8%	16.1%	16.6%	16.7%
% of FP17s for the same patient ID Re-attending between 3 & 9 months - Children	685	1,061	64.6%	58.5%	60.2%	57.4%
% of FP17s for the same patient ID Re-attending between 3 & 9 months - Adults	1,875	3,243	57.8%	49.6%	52.0%	50.5%
% of FP17s for Band 1 Urgent Courses	195	3,814	5.1%	10.6%	9.4%	9.1%
% of FP17s Relating to Free Repair or Replacements	82	3,814	2.1%	0.9%	0.7%	0.8%
% of FP17s Relating to Continuations	33	3,814	0.9%	1.4%	1.2%	1.3%
% of Patients satisfied with the dentistry they have received	8	8	N/A	93.2%	93.6%	93.2%
% of Patients satisfied with the time they had to wait for an appointment	8	8	N/A	88.6%	89.1%	89.0%

* This is based on patients treated on this contract for their most recent course of treatment. Figures in italics indicate the base number of FP17s or Patient Questionnaire responses are less than 100. N/A is shown where the base number of responses is less than 10 during the period. % is calculated as Quantity/Base number*100

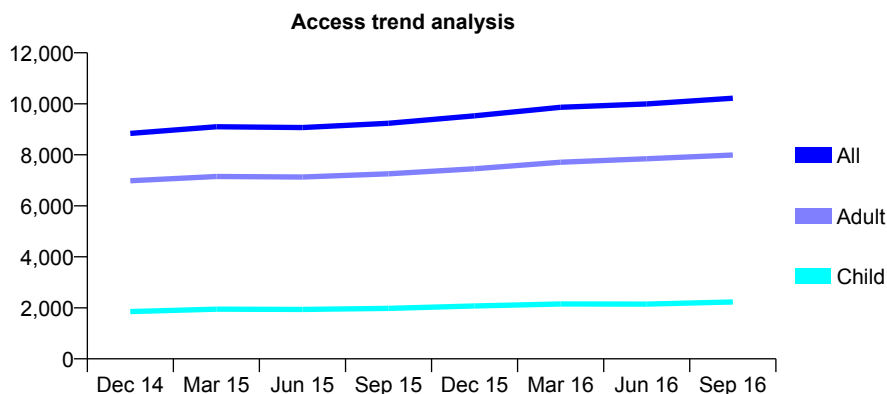
Q66 - Vital Signs At a Glance Contract Report for 331872/0002 - September 2016

Name or company name	MR SC PACE
Contract type name	GDS Contract
Purpose of contract	General
Contract start date	01/04/2006
Contract end date	

16/17 Contracted general activity (UDA)	37,242
Carry forward general activity (UDA)	0
16/17 Contracted orthodontic activity (UOA)	0
Carry forward orthodontic activity (UOA)	0
Baseline contract value	£1,001,462.53

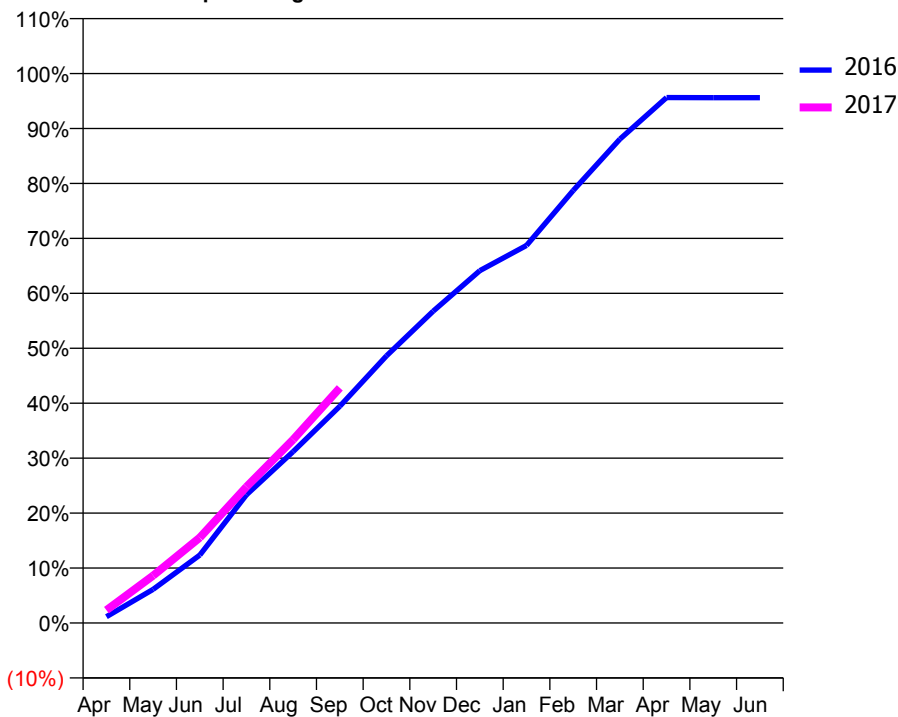
ACCESS*

Patients seen in 24 months	Total	Change since previous quarter
Quarter ending September 2015	9,236	
Quarter ending December 2015	9,530	↑
Quarter ending March 2016	9,862	↑
Quarter ending June 2016	9,996	→
Quarter ending September 2016	10,219	↑
Variance since September 2015	10.6%	↑



ACTIVITY

Cumulative percentage of contracted UDA delivered 2016 & 2017



Month	Adjusted Scheduled Activity (UDA)	
	2016	2017
April	427	872
May	2,284	3,213
June	4,607	5,784
July	8,689	9,236
August	11,621	12,428
September	14,693	15,933
October	18,104	
November	21,136	
December	23,883	
January	25,590	
February	29,315	
March	32,795	
April	35,609	
May	35,607	
June	35,607	

QUALITY

	Quantity	Base Number	Contract	AT	Region	England
% of FP17s for the same patient ID Re-attending within 3 months - Children	99	1,704	5.8%	10.4%	11.8%	12.4%
% of FP17s for the same patient ID Re-attending within 3 months - Adults	682	6,105	11.2%	16.1%	16.6%	16.7%
% of FP17s for the same patient ID Re-attending between 3 & 9 months - Children	1,093	1,704	64.1%	58.5%	60.2%	57.4%
% of FP17s for the same patient ID Re-attending between 3 & 9 months - Adults	3,856	6,105	63.2%	49.6%	52.0%	50.5%
% of FP17s for Band 1 Urgent Courses	242	6,990	3.5%	10.6%	9.4%	9.1%
% of FP17s Relating to Free Repair or Replacements	57	6,990	0.8%	0.9%	0.7%	0.8%
% of FP17s Relating to Continuations	12	6,990	0.2%	1.4%	1.2%	1.3%
% of Patients satisfied with the dentistry they have received	10	11	90.9%	93.2%	93.6%	93.2%
% of Patients satisfied with the time they had to wait for an appointment	9	11	81.8%	88.6%	89.1%	89.0%

* This is based on patients treated on this contract for their most recent course of treatment. Figures in italics indicate the base number of FP17s or Patient Questionnaire responses are less than 100. N/A is shown where the base number of responses is less than 10 during the period. % is calculated as Quantity/Base number*100

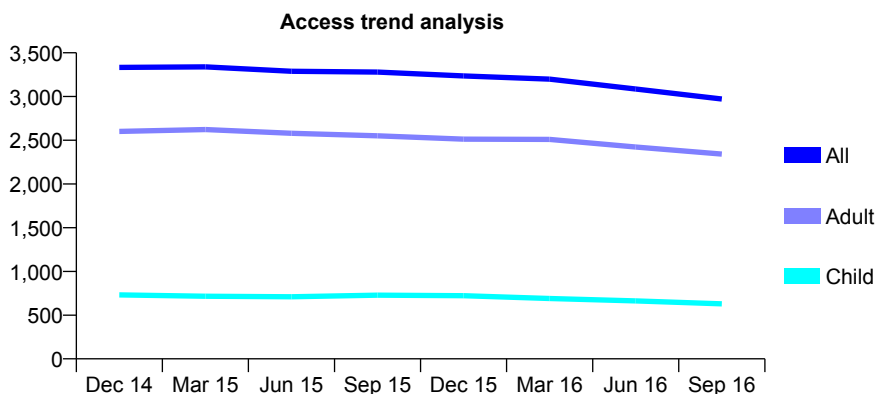
Q66 - Vital Signs At a Glance Contract Report for 331872/0003 - September 2016

Name or company name	MR SC PACE
Contract type name	GDS Contract
Purpose of contract	General
Contract start date	01/11/2012
Contract end date	

16/17 Contracted general activity (UDA)	9,500
Carry forward general activity (UDA)	270
16/17 Contracted orthodontic activity (UOA)	0
Carry forward orthodontic activity (UOA)	0
Baseline contract value	£253,992.06

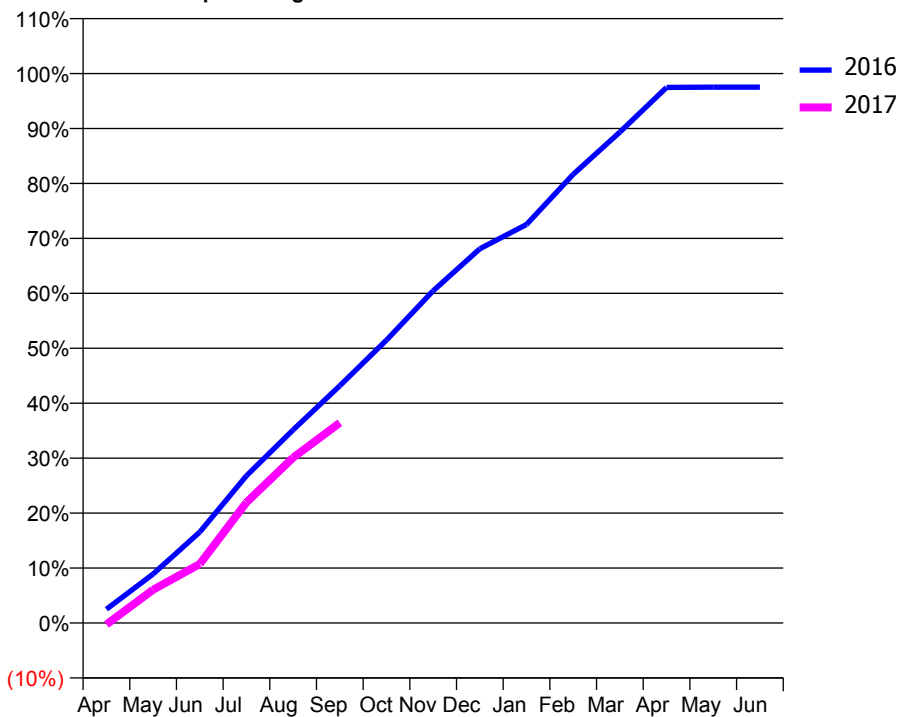
ACCESS*

Patients seen in 24 months	Total	Change since previous quarter
Quarter ending September 2015	3,279	
Quarter ending December 2015	3,235	↓
Quarter ending March 2016	3,199	↓
Quarter ending June 2016	3,086	↓
Quarter ending September 2016	2,971	↓
Variance since September 2015	(9.4%)	↓



ACTIVITY

Cumulative percentage of contracted UDA delivered 2016 & 2017



Month	Adjusted Scheduled Activity (UDA)	
	2016	2017
April	274	-27
May	970	575
June	1,802	1,020
July	2,918	2,085
August	3,828	2,859
September	4,702	3,462
October	5,605	
November	6,583	
December	7,415	
January	7,896	
February	8,888	
March	9,726	
April	10,612	
May	10,616	
June	10,617	

QUALITY

	Quantity	Base Number	Contract	AT	Region	England
% of FP17s for the same patient ID Re-attending within 3 months - Children	33	390	8.5%	10.4%	11.8%	12.4%
% of FP17s for the same patient ID Re-attending within 3 months - Adults	208	1,343	15.5%	16.1%	16.6%	16.7%
% of FP17s for the same patient ID Re-attending between 3 & 9 months - Children	234	390	60.0%	58.5%	60.2%	57.4%
% of FP17s for the same patient ID Re-attending between 3 & 9 months - Adults	806	1,343	60.0%	49.6%	52.0%	50.5%
% of FP17s for Band 1 Urgent Courses	88	1,543	5.7%	10.6%	9.4%	9.1%
% of FP17s Relating to Free Repair or Replacements	19	1,543	1.2%	0.9%	0.7%	0.8%
% of FP17s Relating to Continuations	12	1,543	0.8%	1.4%	1.2%	1.3%
% of Patients satisfied with the dentistry they have received	5	5	N/A	93.2%	93.6%	93.2%
% of Patients satisfied with the time they had to wait for an appointment	3	5	N/A	88.6%	89.1%	89.0%

* This is based on patients treated on this contract for their most recent course of treatment. Figures in italics indicate the base number of FP17s or Patient Questionnaire responses are less than 100. N/A is shown where the base number of responses is less than 10 during the period. % is calculated as Quantity/Base number*100

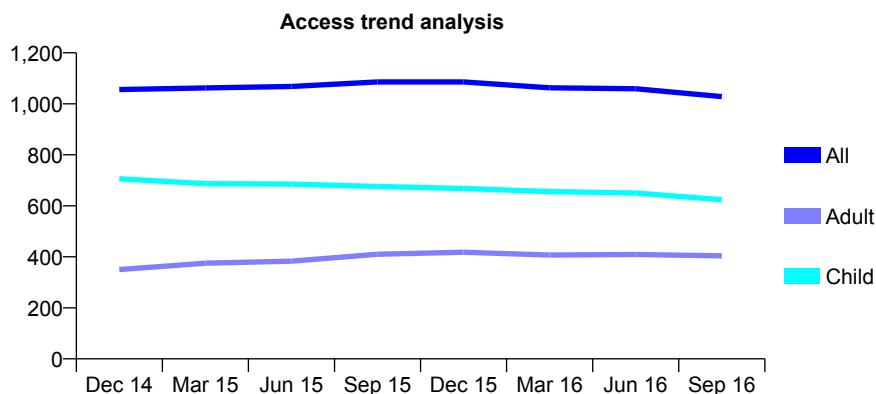
Q66 - Vital Signs At a Glance Contract Report for 335002/0002 - September 2016

Name or company name	MR AZ GITLIN
Contract type name	GDS Contract
Purpose of contract	General
Contract start date	01/04/2006
Contract end date	

16/17 Contracted general activity (UDA)	1,679
Carry forward general activity (UDA)	-42
16/17 Contracted orthodontic activity (UOA)	0
Carry forward orthodontic activity (UOA)	0
Baseline contract value	£38,375.12

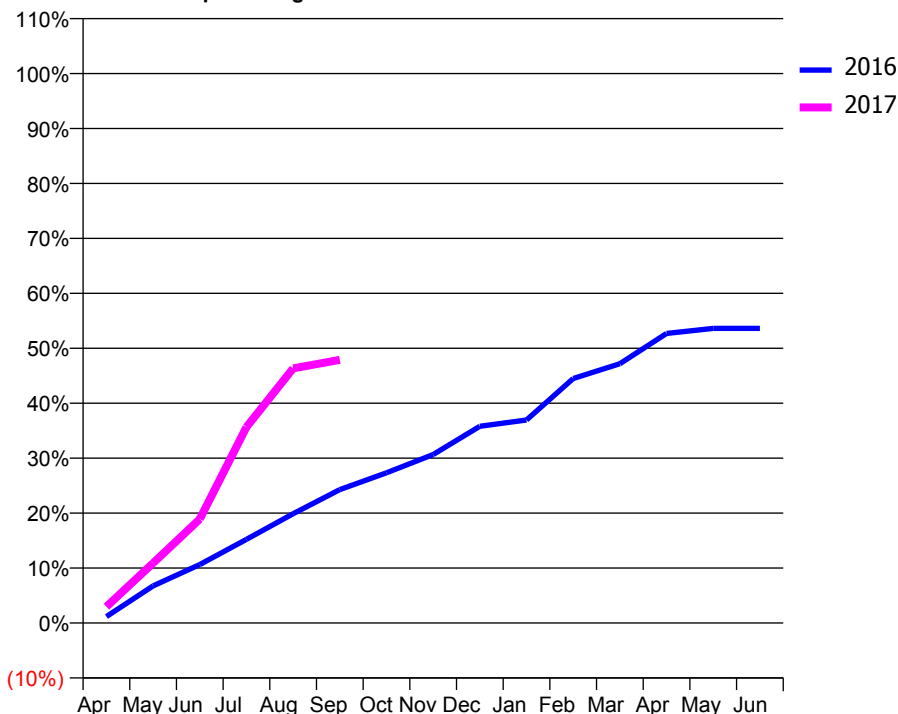
ACCESS*

Patients seen in 24 months	Total	Change since previous quarter
Quarter ending September 2015	1,086	
Quarter ending December 2015	1,086	→
Quarter ending March 2016	1,063	↓
Quarter ending June 2016	1,059	→
Quarter ending September 2016	1,028	↓
Variance since September 2015	(5.3%)	↓



ACTIVITY

Cumulative percentage of contracted UDA delivered 2016 & 2017



Adjusted Scheduled Activity (UDA)

Month	2016	2017
April	49	50
May	281	183
June	443	317
July	633	599
August	827	778
September	1,010	804
October	1,136	
November	1,275	
December	1,489	
January	1,536	
February	1,850	
March	1,962	
April	2,191	
May	2,230	
June	2,230	

QUALITY

	Quantity	Base Number	Contract	AT	Region	England
% of FP17s for the same patient ID Re-attending within 3 months - Children	26	367	7.1%	10.4%	11.8%	12.4%
% of FP17s for the same patient ID Re-attending within 3 months - Adults	20	175	11.4%	16.1%	16.6%	16.7%
% of FP17s for the same patient ID Re-attending between 3 & 9 months - Children	195	367	53.1%	58.5%	60.2%	57.4%
% of FP17s for the same patient ID Re-attending between 3 & 9 months - Adults	71	175	40.6%	49.6%	52.0%	50.5%
% of FP17s for Band 1 Urgent Courses	15	412	3.6%	10.6%	9.4%	9.1%
% of FP17s Relating to Free Repair or Replacements	2	412	0.5%	0.9%	0.7%	0.8%
% of FP17s Relating to Continuations	1	412	0.2%	1.4%	1.2%	1.3%
% of Patients satisfied with the dentistry they have received	0	0	N/A	93.2%	93.6%	93.2%
% of Patients satisfied with the time they had to wait for an appointment	0	0	N/A	88.6%	89.1%	89.0%

* This is based on patients treated on this contract for their most recent course of treatment. Figures in italics indicate the base number of FP17s or Patient Questionnaire responses are less than 100. N/A is shown where the base number of responses is less than 10 during the period. % is calculated as Quantity/Base number*100

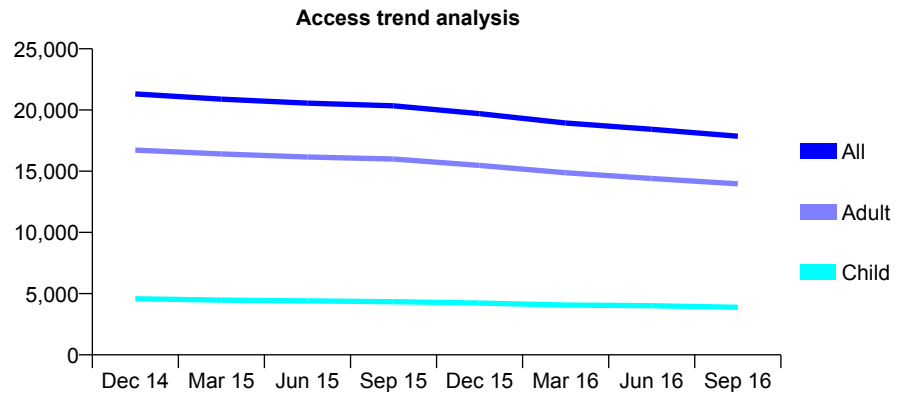
Q66 - Vital Signs At a Glance Contract Report for 335738/0001 - September 2016

Name or company name	MISS SJ YOUNG
Contract type name	GDS Contract
Purpose of contract	General
Contract start date	01/04/2006
Contract end date	

16/17 Contracted general activity (UDA)	62,088
Carry forward general activity (UDA)	0
16/17 Contracted orthodontic activity (UOA)	0
Carry forward orthodontic activity (UOA)	0
Baseline contract value	£1,306,066.99

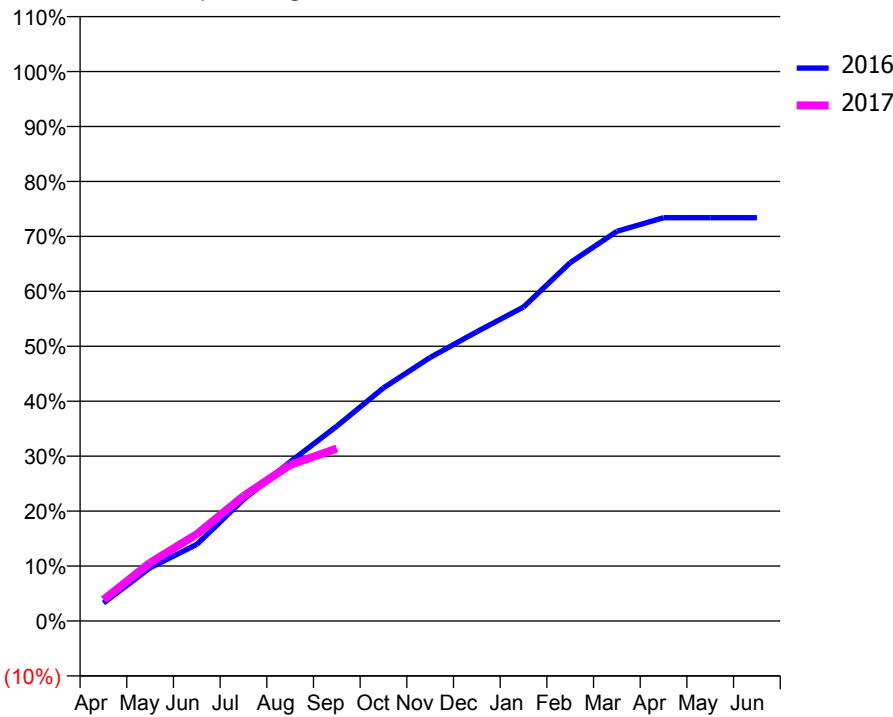
ACCESS*

Patients seen in 24 months	Total	Change since previous quarter
Quarter ending September 2015	20,341	
Quarter ending December 2015	19,704	↓
Quarter ending March 2016	18,940	↓
Quarter ending June 2016	18,423	↓
Quarter ending September 2016	17,855	↓
Variance since September 2015	(12.2%)	↓



ACTIVITY

Cumulative percentage of contracted UDA delivered 2016 & 2017



Month	Adjusted Scheduled Activity (UDA)	
	2016	2017
April	2,024	2,409
May	6,025	6,593
June	8,657	9,816
July	13,732	14,133
August	17,978	17,650
September	22,019	19,494
October	26,350	
November	29,782	
December	32,686	
January	35,479	
February	40,495	
March	44,040	
April	45,565	
May	45,565	
June	45,565	

QUALITY

	Quantity	Base Number	Contract	AT	Region	England
% of FP17s for the same patient ID Re-attending within 3 months - Children	165	2,353	7.0%	10.4%	11.8%	12.4%
% of FP17s for the same patient ID Re-attending within 3 months - Adults	1,480	8,040	18.4%	16.1%	16.6%	16.7%
% of FP17s for the same patient ID Re-attending between 3 & 9 months - Children	1,006	2,353	42.8%	58.5%	60.2%	57.4%
% of FP17s for the same patient ID Re-attending between 3 & 9 months - Adults	2,641	8,040	32.8%	49.6%	52.0%	50.5%
% of FP17s for Band 1 Urgent Courses	758	8,874	8.5%	10.6%	9.4%	9.1%
% of FP17s Relating to Free Repair or Replacements	174	8,874	2.0%	0.9%	0.7%	0.8%
% of FP17s Relating to Continuations	342	8,874	3.9%	1.4%	1.2%	1.3%
% of Patients satisfied with the dentistry they have received	12	12	100.0%	93.2%	93.6%	93.2%
% of Patients satisfied with the time they had to wait for an appointment	11	12	91.7%	88.6%	89.1%	89.0%

* This is based on patients treated on this contract for their most recent course of treatment. Figures in italics indicate the base number of FP17s or Patient Questionnaire responses are less than 100. N/A is shown where the base number of responses is less than 10 during the period. % is calculated as Quantity/Base number*100

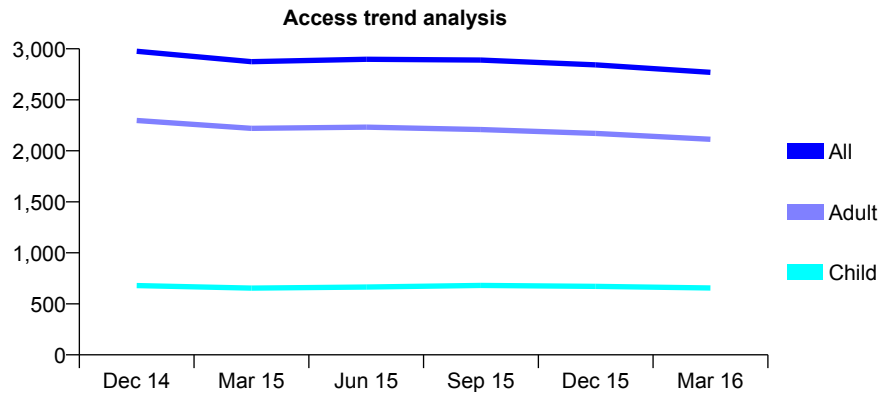
Q66 - Vital Signs At a Glance Contract Report for 337641/0001 - September 2016

Name or company name	MR MI STEWART
Contract type name	GDS Contract
Purpose of contract	General
Contract start date	01/04/2006
Contract end date	

16/17 Contracted general activity (UDA)	5,600
Carry forward general activity (UDA)	220
16/17 Contracted orthodontic activity (UOA)	0
Carry forward orthodontic activity (UOA)	0
Baseline contract value	£140,725.07

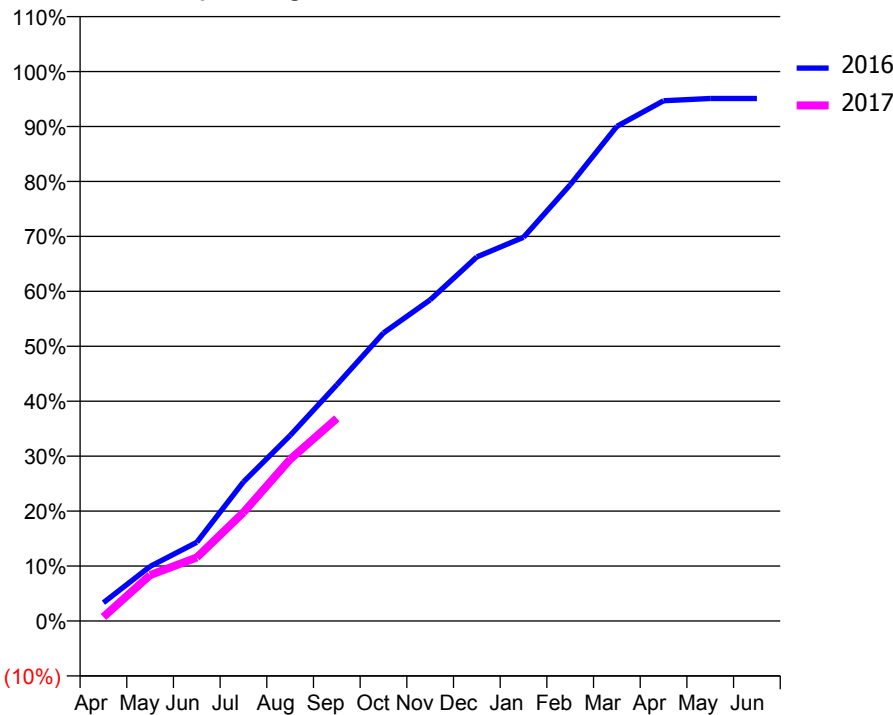
ACCESS*

Patients seen in 24 months	Total	Change since previous quarter
Quarter ending September 2015	2,890	
Quarter ending December 2015	2,842	↓
Quarter ending March 2016	2,769	↓
Quarter ending June 2016	0	
Quarter ending September 2016	0	
Variance since September 2015	N/A	



ACTIVITY

Cumulative percentage of contracted UDA delivered 2016 & 2017



Month	Adjusted Scheduled Activity (UDA)	
	2016	2017
April	187	41
May	556	468
June	802	648
July	1,418	1,107
August	1,891	1,647
September	2,408	2,065
October	2,936	
November	3,273	
December	3,710	
January	3,911	
February	4,446	
March	5,041	
April	5,302	
May	5,324	
June	5,324	

QUALITY

	Quantity	Base Number	Contract	AT	Region	England
% of FP17s for the same patient ID Re-attending within 3 months - Children	29	468	6.2%	10.4%	11.8%	12.4%
% of FP17s for the same patient ID Re-attending within 3 months - Adults	198	1,403	14.1%	16.1%	16.6%	16.7%
% of FP17s for the same patient ID Re-attending between 3 & 9 months - Children	219	468	46.8%	58.5%	60.2%	57.4%
% of FP17s for the same patient ID Re-attending between 3 & 9 months - Adults	619	1,403	44.1%	49.6%	52.0%	50.5%
% of FP17s for Band 1 Urgent Courses	174	1,276	13.6%	10.6%	9.4%	9.1%
% of FP17s Relating to Free Repair or Replacements	2	1,276	0.2%	0.9%	0.7%	0.8%
% of FP17s Relating to Continuations	28	1,276	2.2%	1.4%	1.2%	1.3%
% of Patients satisfied with the dentistry they have received	2	2	N/A	93.2%	93.6%	93.2%
% of Patients satisfied with the time they had to wait for an appointment	2	2	N/A	88.6%	89.1%	89.0%

* This is based on patients treated on this contract for their most recent course of treatment. Figures in italics indicate the base number of FP17s or Patient Questionnaire responses are less than 100. N/A is shown where the base number of responses is less than 10 during the period. % is calculated as Quantity/Base number*100

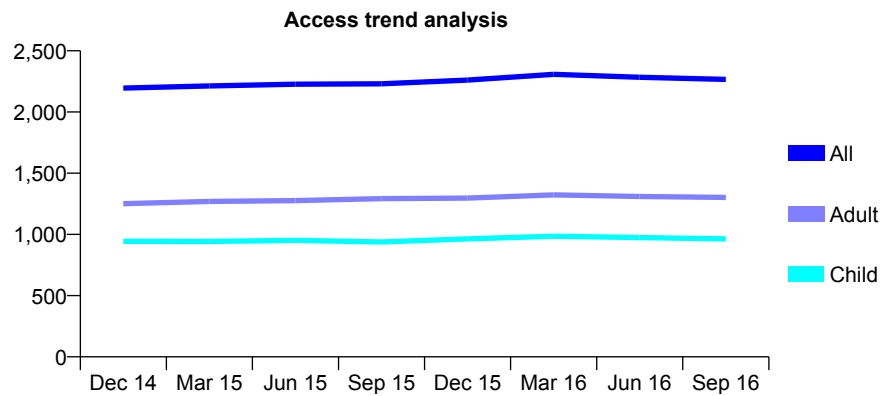
Q66 - Vital Signs At a Glance Contract Report for 340332/0001 - September 2016

Name or company name	MR CJ PRESTON
Contract type name	GDS Contract
Purpose of contract	General
Contract start date	01/05/2006
Contract end date	

16/17 Contracted general activity (UDA)	2,963
Carry forward general activity (UDA)	0
16/17 Contracted orthodontic activity (UOA)	0
Carry forward orthodontic activity (UOA)	0
Baseline contract value	£83,600.31

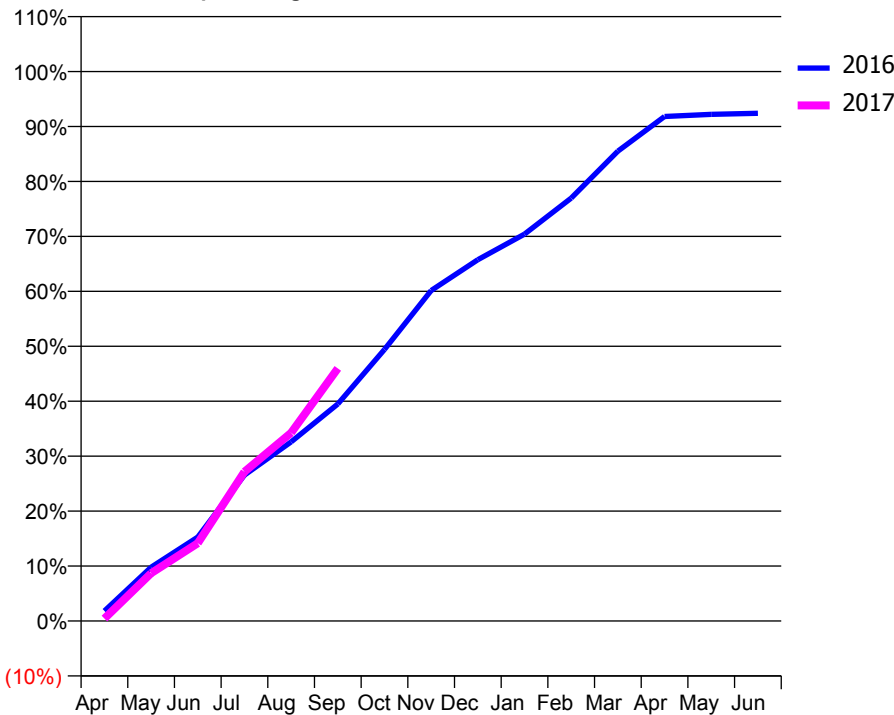
ACCESS*

Patients seen in 24 months	Total	Change since previous quarter
Quarter ending September 2015	2,230	
Quarter ending December 2015	2,261	→
Quarter ending March 2016	2,308	↑
Quarter ending June 2016	2,284	↓
Quarter ending September 2016	2,266	→
Variance since September 2015	1.6%	→



ACTIVITY

Cumulative percentage of contracted UDA delivered 2016 & 2017



Month	Adjusted Scheduled Activity (UDA)	
	2016	2017
April	54	13
May	290	258
June	453	420
July	787	805
August	966	1,015
September	1,170	1,362
October	1,464	
November	1,782	
December	1,948	
January	2,086	
February	2,281	
March	2,533	
April	2,721	
May	2,732	
June	2,738	

QUALITY

	Quantity	Base Number	Contract	AT	Region	England
% of FP17s for the same patient ID Re-attending within 3 months - Children	49	734	6.7%	10.4%	11.8%	12.4%
% of FP17s for the same patient ID Re-attending within 3 months - Adults	103	794	13.0%	16.1%	16.6%	16.7%
% of FP17s for the same patient ID Re-attending between 3 & 9 months - Children	441	734	60.1%	58.5%	60.2%	57.4%
% of FP17s for the same patient ID Re-attending between 3 & 9 months - Adults	403	794	50.8%	49.6%	52.0%	50.5%
% of FP17s for Band 1 Urgent Courses	46	842	5.5%	10.6%	9.4%	9.1%
% of FP17s Relating to Free Repair or Replacements	4	842	0.5%	0.9%	0.7%	0.8%
% of FP17s Relating to Continuations	2	842	0.2%	1.4%	1.2%	1.3%
% of Patients satisfied with the dentistry they have received	3	3	N/A	93.2%	93.6%	93.2%
% of Patients satisfied with the time they had to wait for an appointment	3	3	N/A	88.6%	89.1%	89.0%

* This is based on patients treated on this contract for their most recent course of treatment. Figures in italics indicate the base number of FP17s or Patient Questionnaire responses are less than 100. N/A is shown where the base number of responses is less than 10 during the period. % is calculated as Quantity/Base number*100

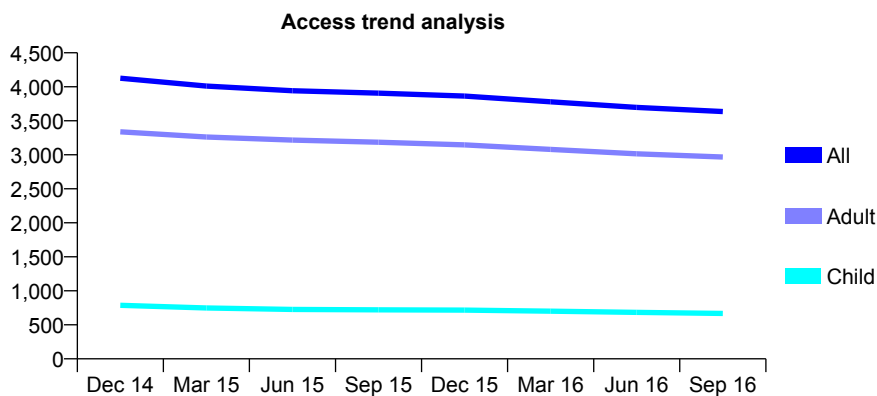
Q66 - Vital Signs At a Glance Contract Report for 354546/0001 - September 2016

Name or company name	MR MA ZARASVAND
Contract type name	GDS Contract
Purpose of contract	General
Contract start date	01/04/2006
Contract end date	

16/17 Contracted general activity (UDA)	9,537
Carry forward general activity (UDA)	-101
16/17 Contracted orthodontic activity (UOA)	0
Carry forward orthodontic activity (UOA)	0
Baseline contract value	£214,615.86

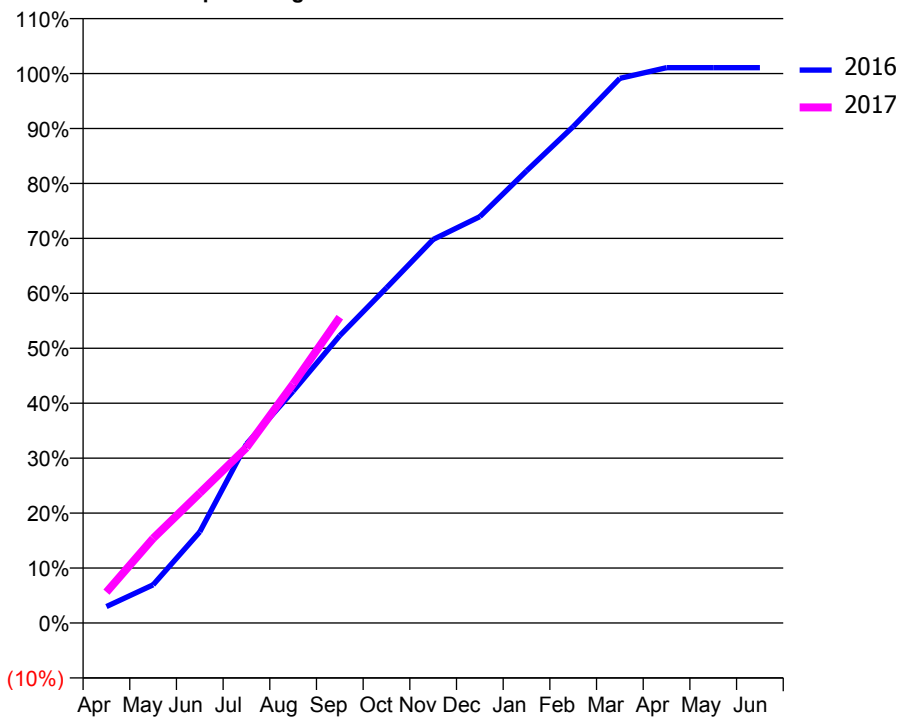
ACCESS*

Patients seen in 24 months	Total	Change since previous quarter
Quarter ending September 2015	3,907	
Quarter ending December 2015	3,863	↓
Quarter ending March 2016	3,780	↓
Quarter ending June 2016	3,697	↓
Quarter ending September 2016	3,636	↓
Variance since September 2015	(6.9%)	↓



ACTIVITY

Cumulative percentage of contracted UDA delivered 2016 & 2017



Adjusted Scheduled Activity (UDA)

Month	2016	2017
April	286	535
May	664	1,469
June	1,581	2,255
July	3,108	3,045
August	4,023	4,149
September	4,989	5,308
October	5,818	
November	6,656	
December	7,052	
January	7,847	
February	8,615	
March	9,453	
April	9,639	
May	9,638	
June	9,638	

QUALITY

	Quantity	Base Number	Contract	AT	Region	England
% of FP17s for the same patient ID Re-attending within 3 months - Children	20	530	3.8%	10.4%	11.8%	12.4%
% of FP17s for the same patient ID Re-attending within 3 months - Adults	121	2,235	5.4%	16.1%	16.6%	16.7%
% of FP17s for the same patient ID Re-attending between 3 & 9 months - Children	304	530	57.4%	58.5%	60.2%	57.4%
% of FP17s for the same patient ID Re-attending between 3 & 9 months - Adults	1,537	2,235	68.8%	49.6%	52.0%	50.5%
% of FP17s for Band 1 Urgent Courses	88	2,629	3.3%	10.6%	9.4%	9.1%
% of FP17s Relating to Free Repair or Replacements	5	2,629	0.2%	0.9%	0.7%	0.8%
% of FP17s Relating to Continuations	0	2,629	0.0%	1.4%	1.2%	1.3%
% of Patients satisfied with the dentistry they have received	26	29	89.7%	93.2%	93.6%	93.2%
% of Patients satisfied with the time they had to wait for an appointment	24	29	82.8%	88.6%	89.1%	89.0%

* This is based on patients treated on this contract for their most recent course of treatment. Figures in italics indicate the base number of FP17s or Patient Questionnaire responses are less than 100. N/A is shown where the base number of responses is less than 10 during the period. % is calculated as Quantity/Base number*100

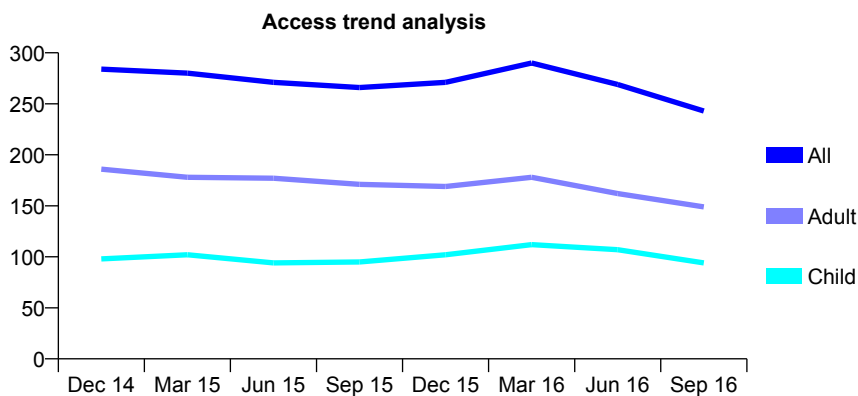
Q66 - Vital Signs At a Glance Contract Report for 367001/0002 - September 2016

Name or company name	MR RJ METCALFE
Contract type name	GDS Contract
Purpose of contract	General
Contract start date	02/06/2008
Contract end date	

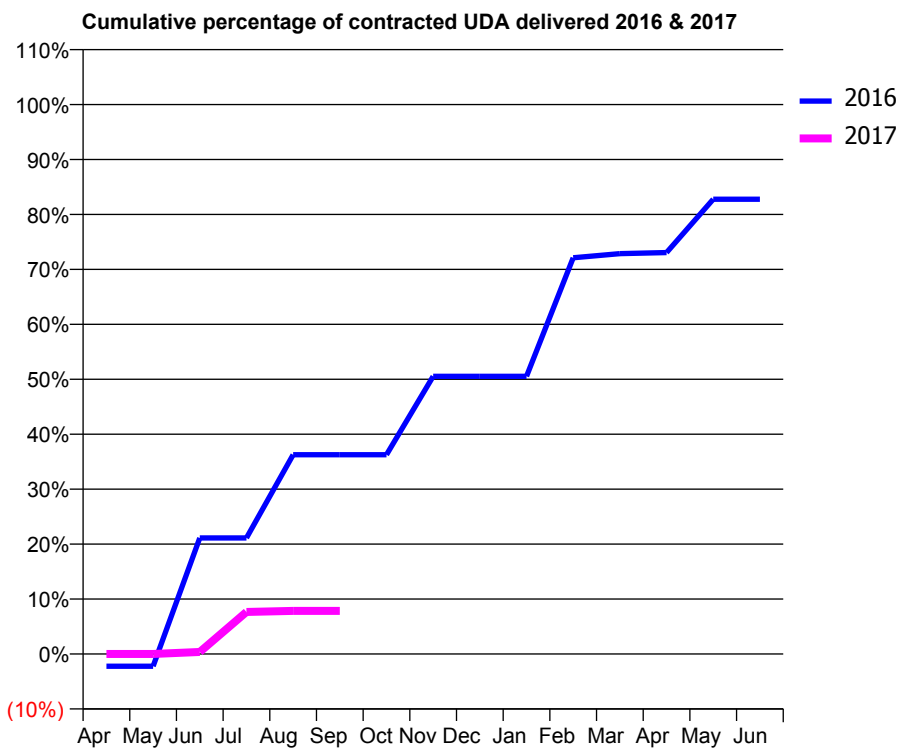
16/17 Contracted general activity (UDA)	535
Carry forward general activity (UDA)	0
16/17 Contracted orthodontic activity (UOA)	0
Carry forward orthodontic activity (UOA)	0
Baseline contract value	£13,697.19

ACCESS*

Patients seen in 24 months	Total	Change since previous quarter
Quarter ending September 2015	266	
Quarter ending December 2015	271	→
Quarter ending March 2016	290	↑
Quarter ending June 2016	269	↓
Quarter ending September 2016	243	↓
Variance since September 2015	(8.6%)	↓



ACTIVITY



Adjusted Scheduled Activity (UDA)		
Month	2016	2017
April	-12	0
May	-12	0
June	113	2
July	113	41
August	194	42
September	194	42
October	194	
November	270	
December	270	
January	270	
February	386	
March	390	
April	391	
May	443	
June	443	

QUALITY

	Quantity	Base Number	Contract	AT	Region	England
% of FP17s for the same patient ID Re-attending within 3 months - Children	0	12	0.0%	10.4%	11.8%	12.4%
% of FP17s for the same patient ID Re-attending within 3 months - Adults	1	30	3.3%	16.1%	16.6%	16.7%
% of FP17s for the same patient ID Re-attending between 3 & 9 months - Children	6	12	50.0%	58.5%	60.2%	57.4%
% of FP17s for the same patient ID Re-attending between 3 & 9 months - Adults	10	30	33.3%	49.6%	52.0%	50.5%
% of FP17s for Band 1 Urgent Courses	0	9	0.0%	10.6%	9.4%	9.1%
% of FP17s Relating to Free Repair or Replacements	0	9	0.0%	0.9%	0.7%	0.8%
% of FP17s Relating to Continuations	0	9	0.0%	1.4%	1.2%	1.3%
% of Patients satisfied with the dentistry they have received	1	1	N/A	93.2%	93.6%	93.2%
% of Patients satisfied with the time they had to wait for an appointment	1	1	N/A	88.6%	89.1%	89.0%

* This is based on patients treated on this contract for their most recent course of treatment. Figures in italics indicate the base number of FP17s or Patient Questionnaire responses are less than 100. N/A is shown where the base number of responses is less than 10 during the period. % is calculated as Quantity/Base number*100

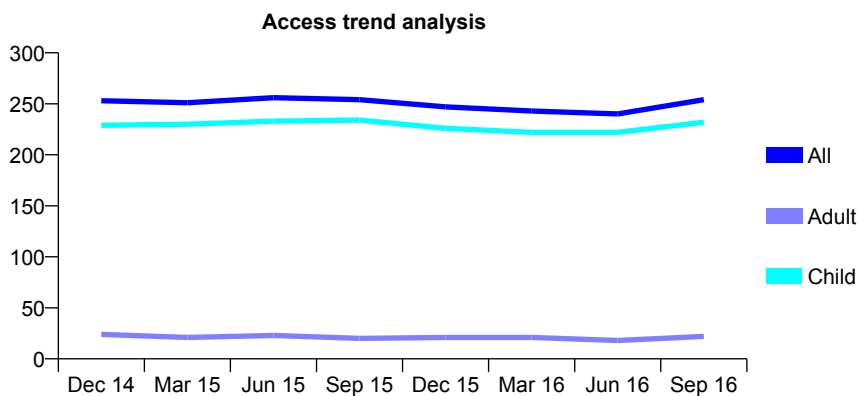
Q66 - Vital Signs At a Glance Contract Report for 560367/0001 - September 2016

Name or company name	MR G YEATES
Contract type name	GDS Contract
Purpose of contract	General
Contract start date	01/04/2006
Contract end date	

16/17 Contracted general activity (UDA)	544
Carry forward general activity (UDA)	12
16/17 Contracted orthodontic activity (UOA)	0
Carry forward orthodontic activity (UOA)	0
Baseline contract value	£10,366.03

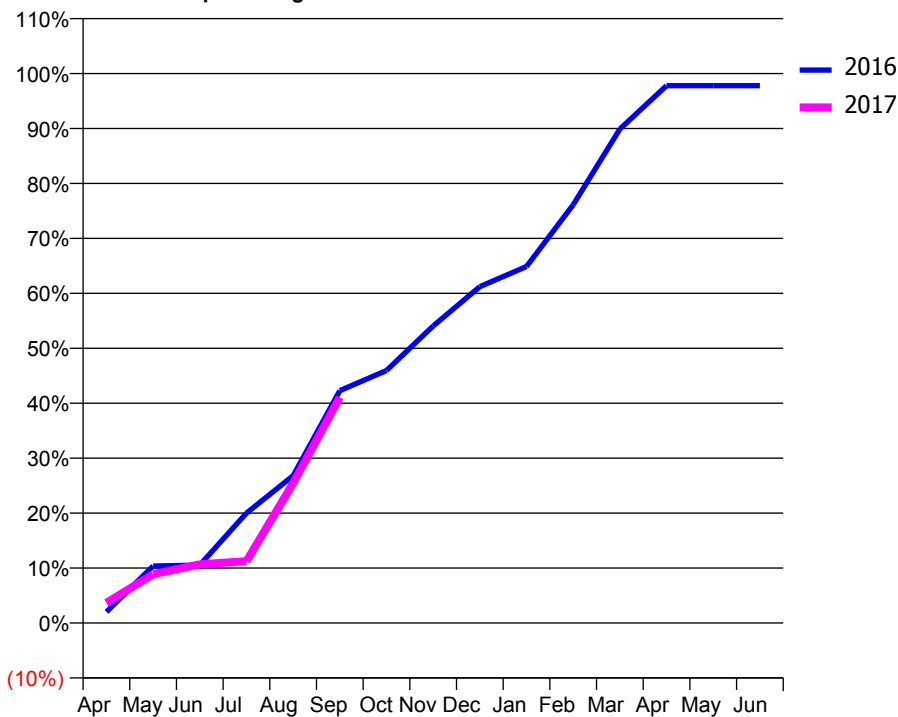
ACCESS*

Patients seen in 24 months	Total	Change since previous quarter
Quarter ending September 2015	254	
Quarter ending December 2015	247	↓
Quarter ending March 2016	243	↓
Quarter ending June 2016	240	↓
Quarter ending September 2016	254	↑
Variance since September 2015	0.0%	→



ACTIVITY

Cumulative percentage of contracted UDA delivered 2016 & 2017



Adjusted Scheduled Activity (UDA)

Month	2016	2017
April	11	20
May	56	48
June	57	58
July	109	61
August	146	138
September	230	223
October	250	
November	294	
December	333	
January	353	
February	414	
March	489	
April	532	
May	532	
June	532	

QUALITY

	Quantity	Base Number	Contract	AT	Region	England
% of FP17s for the same patient ID Re-attending within 3 months - Children	16	195	8.2%	10.4%	11.8%	12.4%
% of FP17s for the same patient ID Re-attending within 3 months - Adults	0	0	N/A	16.1%	16.6%	16.7%
% of FP17s for the same patient ID Re-attending between 3 & 9 months - Children	137	195	70.3%	58.5%	60.2%	57.4%
% of FP17s for the same patient ID Re-attending between 3 & 9 months - Adults	0	0	N/A	49.6%	52.0%	50.5%
% of FP17s for Band 1 Urgent Courses	2	171	1.2%	10.6%	9.4%	9.1%
% of FP17s Relating to Free Repair or Replacements	0	171	0.0%	0.9%	0.7%	0.8%
% of FP17s Relating to Continuations	0	171	0.0%	1.4%	1.2%	1.3%
% of Patients satisfied with the dentistry they have received	0	0	N/A	93.2%	93.6%	93.2%
% of Patients satisfied with the time they had to wait for an appointment	0	0	N/A	88.6%	89.1%	89.0%

* This is based on patients treated on this contract for their most recent course of treatment. Figures in italics indicate the base number of FP17s or Patient Questionnaire responses are less than 100. N/A is shown where the base number of responses is less than 10 during the period. % is calculated as Quantity/Base number*100

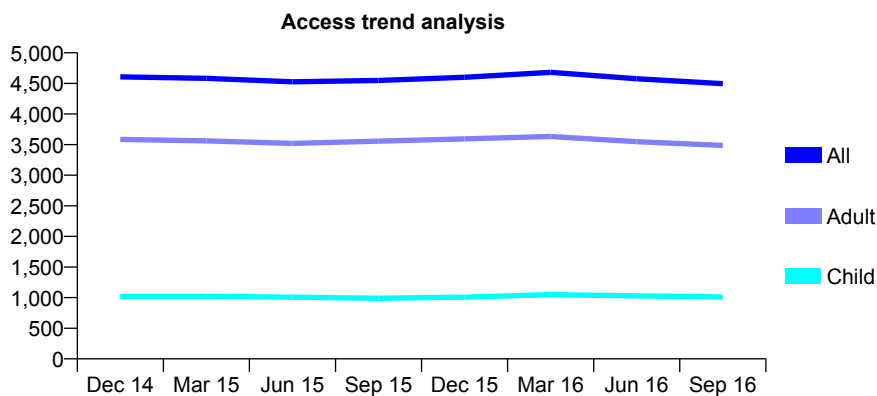
Q66 - Vital Signs At a Glance Contract Report for 565148/0001 - September 2016

Name or company name	MR PM PROSSER
Contract type name	GDS Contract
Purpose of contract	General
Contract start date	01/04/2006
Contract end date	

16/17 Contracted general activity (UDA)	13,362
Carry forward general activity (UDA)	0
16/17 Contracted orthodontic activity (UOA)	0
Carry forward orthodontic activity (UOA)	0
Baseline contract value	£346,593.54

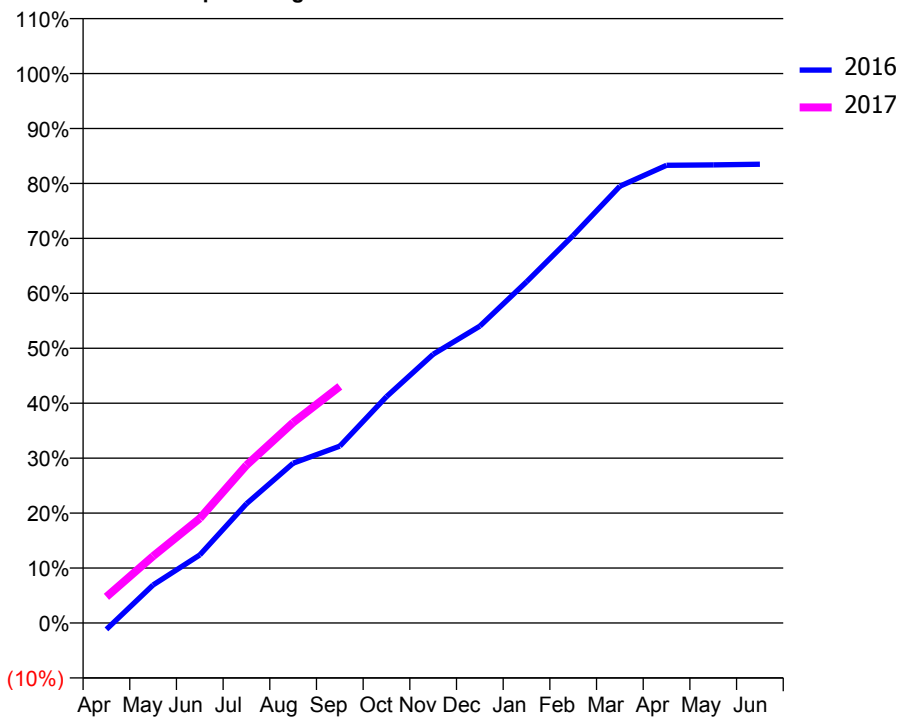
ACCESS*

Patients seen in 24 months	Total	Change since previous quarter
Quarter ending September 2015	4,547	
Quarter ending December 2015	4,601	→
Quarter ending March 2016	4,680	→
Quarter ending June 2016	4,577	↓
Quarter ending September 2016	4,496	↓
Variance since September 2015	(1.1%)	↓



ACTIVITY

Cumulative percentage of contracted UDA delivered 2016 & 2017



Month	Adjusted Scheduled Activity (UDA)	
	2016	2017
April	-191	636
May	1,126	1,626
June	2,015	2,545
July	3,529	3,839
August	4,731	4,874
September	5,233	5,755
October	6,698	
November	7,951	
December	8,787	
January	10,095	
February	11,469	
March	12,926	
April	13,544	
May	13,555	
June	13,576	

QUALITY

	Quantity	Base Number	Contract	AT	Region	England
% of FP17s for the same patient ID Re-attending within 3 months - Children	60	737	8.1%	10.4%	11.8%	12.4%
% of FP17s for the same patient ID Re-attending within 3 months - Adults	530	2,651	20.0%	16.1%	16.6%	16.7%
% of FP17s for the same patient ID Re-attending between 3 & 9 months - Children	506	737	68.7%	58.5%	60.2%	57.4%
% of FP17s for the same patient ID Re-attending between 3 & 9 months - Adults	1,505	2,651	56.8%	49.6%	52.0%	50.5%
% of FP17s for Band 1 Urgent Courses	217	3,061	7.1%	10.6%	9.4%	9.1%
% of FP17s Relating to Free Repair or Replacements	44	3,061	1.4%	0.9%	0.7%	0.8%
% of FP17s Relating to Continuations	135	3,061	4.4%	1.4%	1.2%	1.3%
% of Patients satisfied with the dentistry they have received	6	6	N/A	93.2%	93.6%	93.2%
% of Patients satisfied with the time they had to wait for an appointment	6	6	N/A	88.6%	89.1%	89.0%

* This is based on patients treated on this contract for their most recent course of treatment. Figures in italics indicate the base number of FP17s or Patient Questionnaire responses are less than 100. N/A is shown where the base number of responses is less than 10 during the period. % is calculated as Quantity/Base number*100

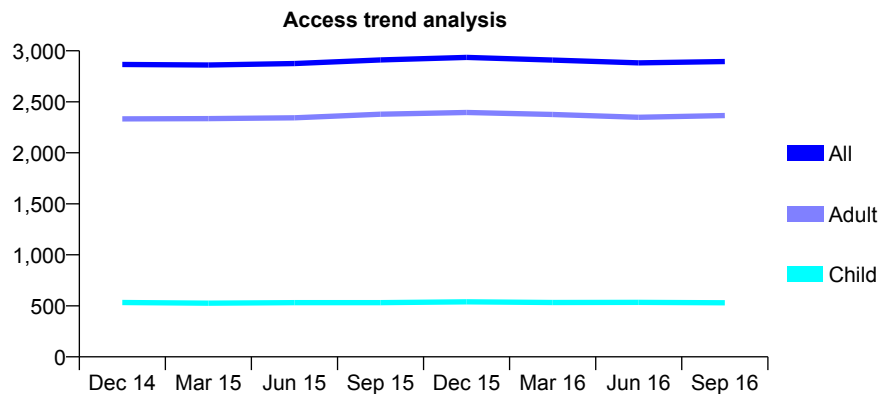
Q66 - Vital Signs At a Glance Contract Report for 566837/0001 - September 2016

Name or company name	MR K MCGAREY
Contract type name	GDS Contract
Purpose of contract	General
Contract start date	01/04/2006
Contract end date	

16/17 Contracted general activity (UDA)	10,175
Carry forward general activity (UDA)	-177
16/17 Contracted orthodontic activity (UOA)	0
Carry forward orthodontic activity (UOA)	0
Baseline contract value	£238,179.19

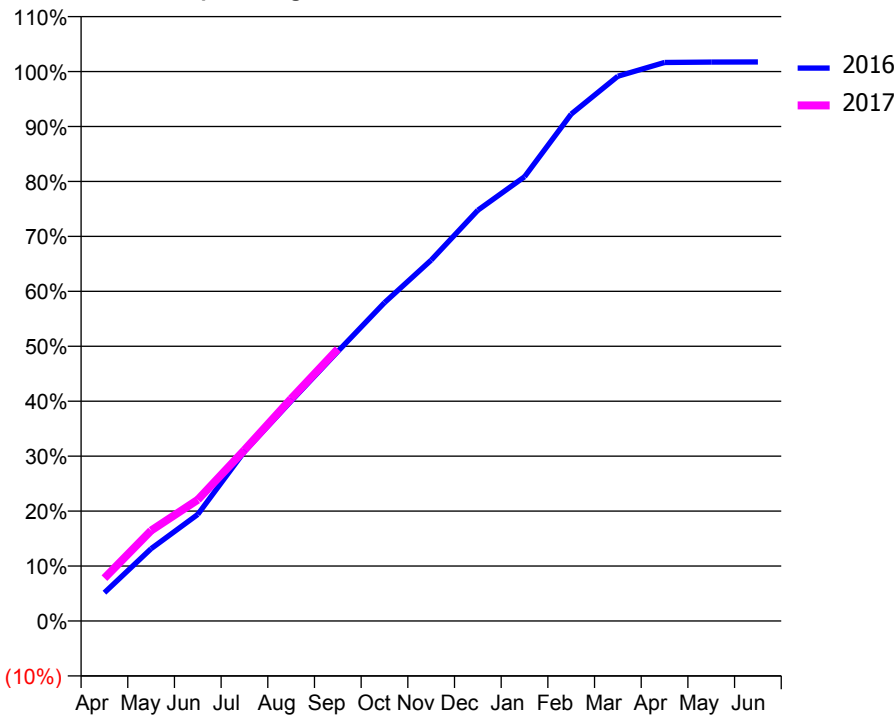
ACCESS*

Patients seen in 24 months	Total	Change since previous quarter
Quarter ending September 2015	2,910	
Quarter ending December 2015	2,935	→
Quarter ending March 2016	2,909	→
Quarter ending June 2016	2,882	→
Quarter ending September 2016	2,895	→
Variance since September 2015	(0.5%)	→



ACTIVITY

Cumulative percentage of contracted UDA delivered 2016 & 2017



Month	Adjusted Scheduled Activity (UDA)	
	2016	2017
April	525	794
May	1,339	1,676
June	1,973	2,246
July	3,139	3,166
August	4,074	4,117
September	4,992	5,036
October	5,894	
November	6,683	
December	7,607	
January	8,226	
February	9,387	
March	10,088	
April	10,341	
May	10,349	
June	10,352	

QUALITY

	Quantity	Base Number	Contract	AT	Region	England
% of FP17s for the same patient ID Re-attending within 3 months - Children	40	437	9.2%	10.4%	11.8%	12.4%
% of FP17s for the same patient ID Re-attending within 3 months - Adults	334	1,874	17.8%	16.1%	16.6%	16.7%
% of FP17s for the same patient ID Re-attending between 3 & 9 months - Children	258	437	59.0%	58.5%	60.2%	57.4%
% of FP17s for the same patient ID Re-attending between 3 & 9 months - Adults	1,032	1,874	55.1%	49.6%	52.0%	50.5%
% of FP17s for Band 1 Urgent Courses	83	2,193	3.8%	10.6%	9.4%	9.1%
% of FP17s Relating to Free Repair or Replacements	69	2,193	3.1%	0.9%	0.7%	0.8%
% of FP17s Relating to Continuations	89	2,193	4.1%	1.4%	1.2%	1.3%
% of Patients satisfied with the dentistry they have received	5	6	N/A	93.2%	93.6%	93.2%
% of Patients satisfied with the time they had to wait for an appointment	6	6	N/A	88.6%	89.1%	89.0%

* This is based on patients treated on this contract for their most recent course of treatment. Figures in italics indicate the base number of FP17s or Patient Questionnaire responses are less than 100. N/A is shown where the base number of responses is less than 10 during the period. % is calculated as Quantity/Base number*100

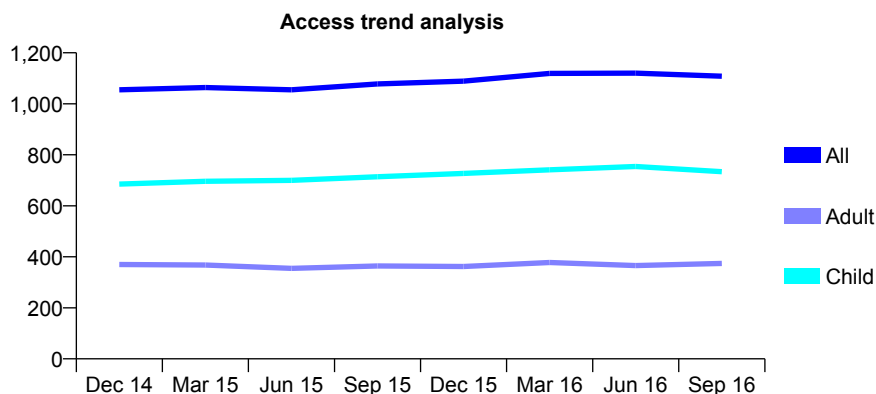
Q66 - Vital Signs At a Glance Contract Report for 575615/0001 - September 2016

Name or company name	Mrs JEC Paynter & Mr SF Hamilton
Contract type name	GDS Contract
Purpose of contract	General
Contract start date	01/04/2006
Contract end date	

16/17 Contracted general activity (UDA)	2,450
Carry forward general activity (UDA)	-46
16/17 Contracted orthodontic activity (UOA)	0
Carry forward orthodontic activity (UOA)	0
Baseline contract value	£53,960.09

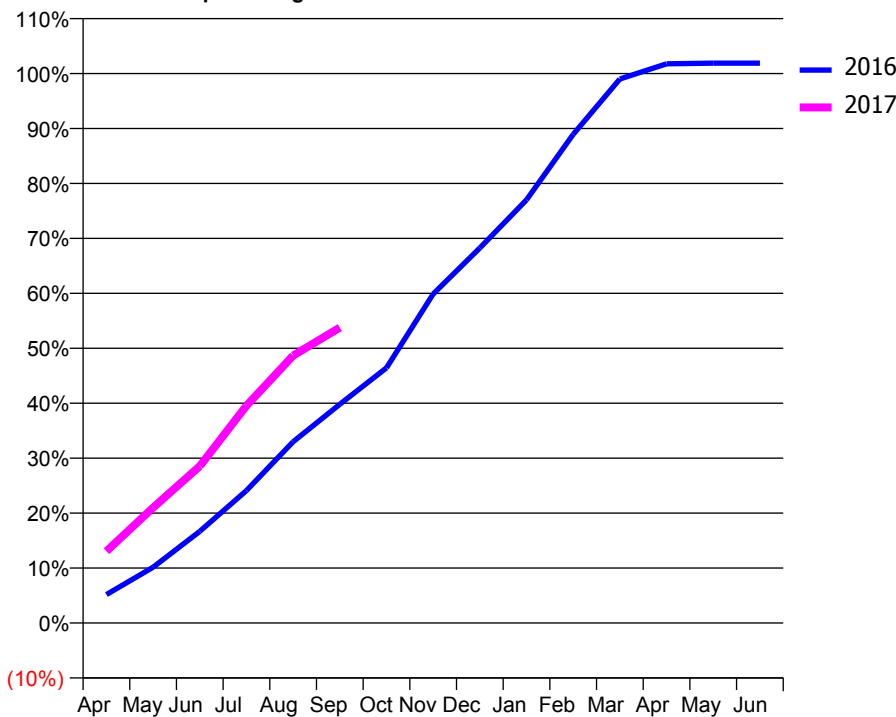
ACCESS*

Patients seen in 24 months	Total	Change since previous quarter
Quarter ending September 2015	1,078	
Quarter ending December 2015	1,089	→
Quarter ending March 2016	1,119	↑
Quarter ending June 2016	1,120	→
Quarter ending September 2016	1,108	↓
Variance since September 2015	2.8%	↑



ACTIVITY

Cumulative percentage of contracted UDA delivered 2016 & 2017



Month	Adjusted Scheduled Activity (UDA)	
	2016	2017
April	127	320
May	249	514
June	409	699
July	591	969
August	808	1,193
September	976	1,317
October	1,138	
November	1,467	
December	1,672	
January	1,887	
February	2,179	
March	2,426	
April	2,493	
May	2,496	
June	2,496	

QUALITY

	Quantity	Base Number	Contract	AT	Region	England
% of FP17s for the same patient ID Re-attending within 3 months - Children	72	682	10.6%	10.4%	11.8%	12.4%
% of FP17s for the same patient ID Re-attending within 3 months - Adults	29	243	11.9%	16.1%	16.6%	16.7%
% of FP17s for the same patient ID Re-attending between 3 & 9 months - Children	484	682	71.0%	58.5%	60.2%	57.4%
% of FP17s for the same patient ID Re-attending between 3 & 9 months - Adults	151	243	62.1%	49.6%	52.0%	50.5%
% of FP17s for Band 1 Urgent Courses	32	897	3.6%	10.6%	9.4%	9.1%
% of FP17s Relating to Free Repair or Replacements	0	897	0.0%	0.9%	0.7%	0.8%
% of FP17s Relating to Continuations	0	897	0.0%	1.4%	1.2%	1.3%
% of Patients satisfied with the dentistry they have received	0	0	N/A	93.2%	93.6%	93.2%
% of Patients satisfied with the time they had to wait for an appointment	0	0	N/A	88.6%	89.1%	89.0%

* This is based on patients treated on this contract for their most recent course of treatment. Figures in italics indicate the base number of FP17s or Patient Questionnaire responses are less than 100. N/A is shown where the base number of responses is less than 10 during the period. % is calculated as Quantity/Base number*100

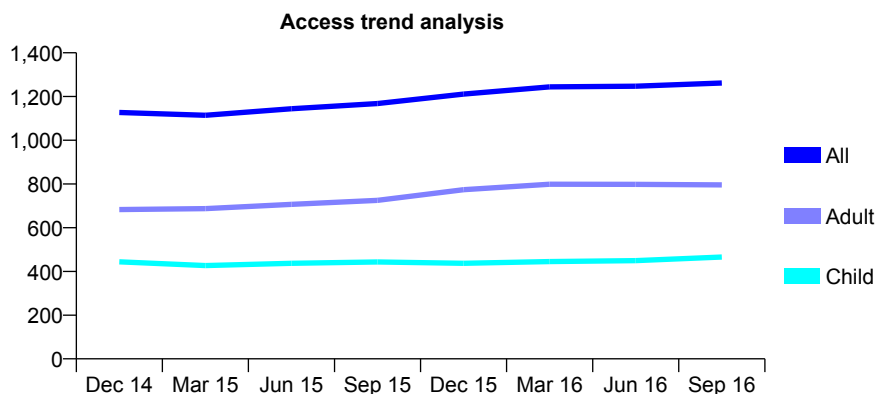
Q66 - Vital Signs At a Glance Contract Report for 632252/0002 - September 2016

Name or company name	MR R MACRAE
Contract type name	GDS Contract
Purpose of contract	General
Contract start date	01/04/2006
Contract end date	

16/17 Contracted general activity (UDA)	1,000
Carry forward general activity (UDA)	-20
16/17 Contracted orthodontic activity (UOA)	0
Carry forward orthodontic activity (UOA)	0
Baseline contract value	£21,405.77

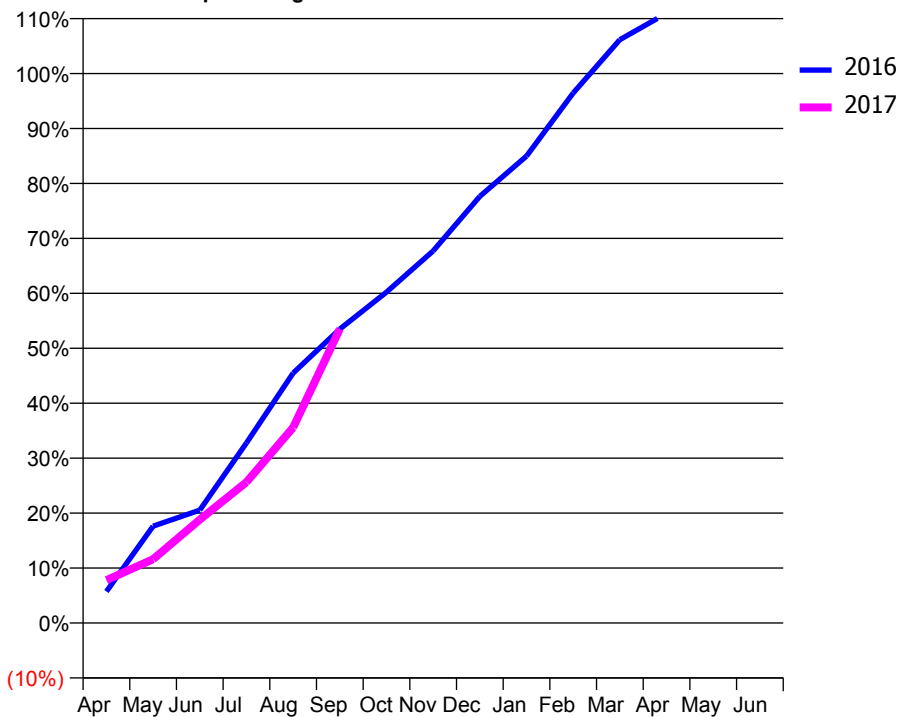
ACCESS*

Patients seen in 24 months	Total	Change since previous quarter
Quarter ending September 2015	1,168	
Quarter ending December 2015	1,211	↑
Quarter ending March 2016	1,244	↑
Quarter ending June 2016	1,247	→
Quarter ending September 2016	1,262	→
Variance since September 2015	8.0%	↑



ACTIVITY

Cumulative percentage of contracted UDA delivered 2016 & 2017



Adjusted Scheduled Activity (UDA)		
Month	2016	2017
April	57	78
May	176	116
June	205	188
July	328	256
August	455	356
September	535	535
October	602	
November	677	
December	776	
January	850	
February	965	
March	1,062	
April	1,110	
May	1,110	
June	1,116	

QUALITY

	Quantity	Base Number	Contract	AT	Region	England
% of FP17s for the same patient ID Re-attending within 3 months - Children	16	366	4.4%	10.4%	11.8%	12.4%
% of FP17s for the same patient ID Re-attending within 3 months - Adults	77	588	13.1%	16.1%	16.6%	16.7%
% of FP17s for the same patient ID Re-attending between 3 & 9 months - Children	241	366	65.8%	58.5%	60.2%	57.4%
% of FP17s for the same patient ID Re-attending between 3 & 9 months - Adults	407	588	69.2%	49.6%	52.0%	50.5%
% of FP17s for Band 1 Urgent Courses	11	347	3.2%	10.6%	9.4%	9.1%
% of FP17s Relating to Free Repair or Replacements	0	347	0.0%	0.9%	0.7%	0.8%
% of FP17s Relating to Continuations	1	347	0.3%	1.4%	1.2%	1.3%
% of Patients satisfied with the dentistry they have received	2	2	N/A	93.2%	93.6%	93.2%
% of Patients satisfied with the time they had to wait for an appointment	2	2	N/A	88.6%	89.1%	89.0%

* This is based on patients treated on this contract for their most recent course of treatment. Figures in italics indicate the base number of FP17s or Patient Questionnaire responses are less than 100. N/A is shown where the base number of responses is less than 10 during the period. % is calculated as Quantity/Base number*100

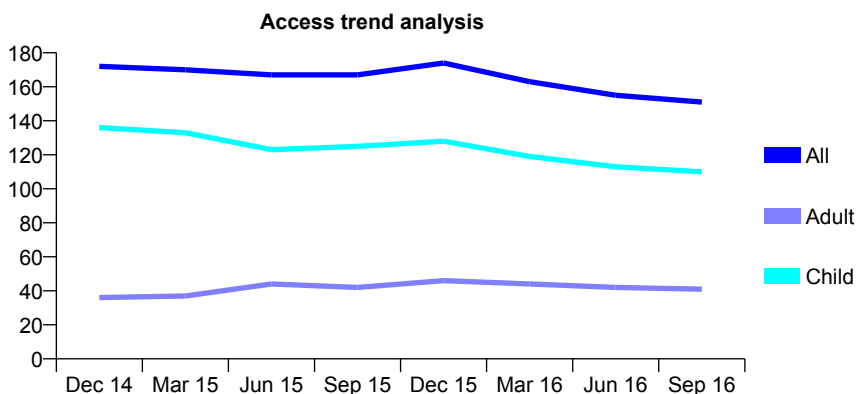
Q66 - Vital Signs At a Glance Contract Report for 636185/0001 - September 2016

Name or company name	MRS JR STEMBRIDGE
Contract type name	GDS Contract
Purpose of contract	General
Contract start date	01/04/2006
Contract end date	

16/17 Contracted general activity (UDA)	774
Carry forward general activity (UDA)	0
16/17 Contracted orthodontic activity (UOA)	0
Carry forward orthodontic activity (UOA)	0
Baseline contract value	£17,544.19

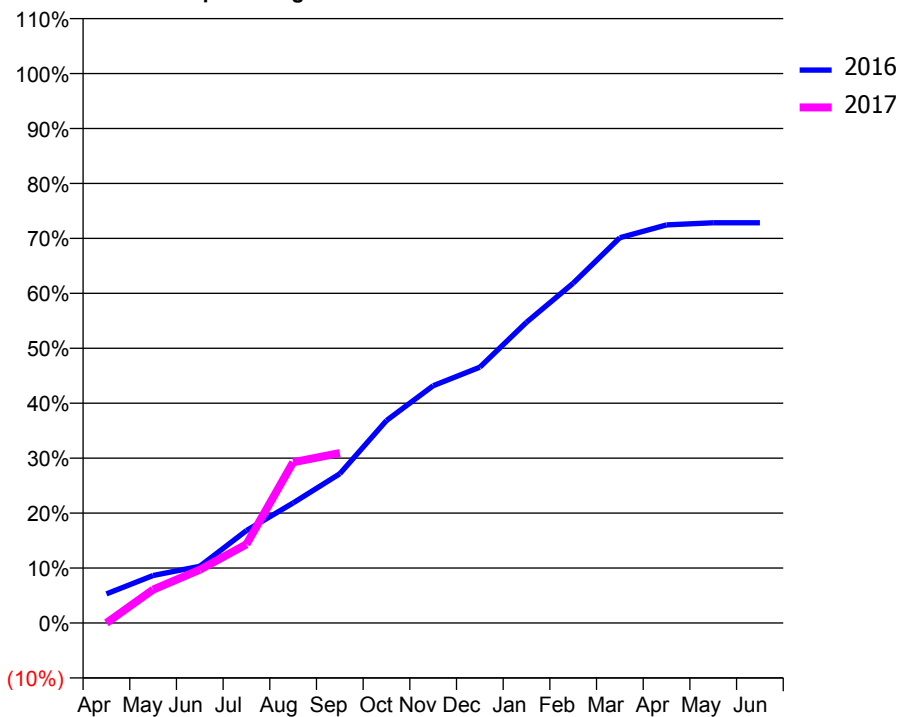
ACCESS*

Patients seen in 24 months	Total	Change since previous quarter
Quarter ending September 2015	167	
Quarter ending December 2015	174	↑
Quarter ending March 2016	163	↓
Quarter ending June 2016	155	↓
Quarter ending September 2016	151	↓
Variance since September 2015	(9.6%)	↓



ACTIVITY

Cumulative percentage of contracted UDA delivered 2016 & 2017



Month	Adjusted Scheduled Activity (UDA)	
	2016	2017
April	41	0
May	67	47
June	80	75
July	130	111
August	169	226
September	210	239
October	285	
November	334	
December	360	
January	424	
February	479	
March	543	
April	561	
May	564	
June	564	

QUALITY

	Quantity	Base Number	Contract	AT	Region	England
% of FP17s for the same patient ID Re-attending within 3 months - Children	5	79	6.3%	10.4%	11.8%	12.4%
% of FP17s for the same patient ID Re-attending within 3 months - Adults	0	17	0.0%	16.1%	16.6%	16.7%
% of FP17s for the same patient ID Re-attending between 3 & 9 months - Children	51	79	64.6%	58.5%	60.2%	57.4%
% of FP17s for the same patient ID Re-attending between 3 & 9 months - Adults	13	17	76.5%	49.6%	52.0%	50.5%
% of FP17s for Band 1 Urgent Courses	2	89	2.2%	10.6%	9.4%	9.1%
% of FP17s Relating to Free Repair or Replacements	0	89	0.0%	0.9%	0.7%	0.8%
% of FP17s Relating to Continuations	0	89	0.0%	1.4%	1.2%	1.3%
% of Patients satisfied with the dentistry they have received	0	0	N/A	93.2%	93.6%	93.2%
% of Patients satisfied with the time they had to wait for an appointment	0	0	N/A	88.6%	89.1%	89.0%

* This is based on patients treated on this contract for their most recent course of treatment. Figures in italics indicate the base number of FP17s or Patient Questionnaire responses are less than 100. N/A is shown where the base number of responses is less than 10 during the period. % is calculated as Quantity/Base number*100

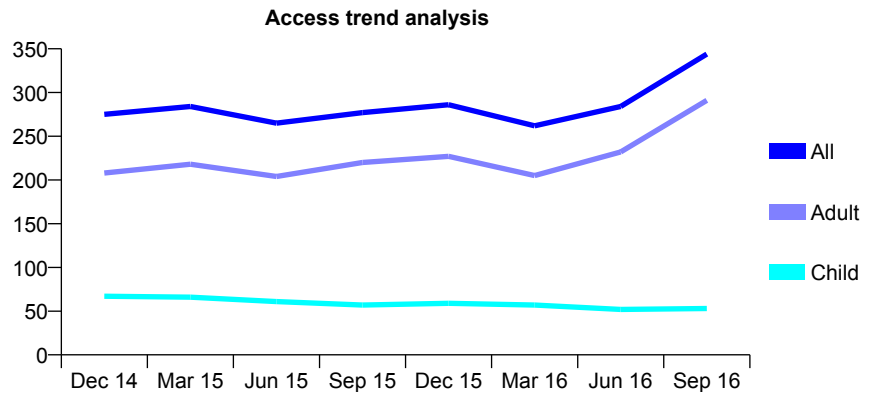
Q66 - Vital Signs At a Glance Contract Report for 641308/0002 - September 2016

Name or company name	MR JN CHOPE
Contract type name	GDS Contract
Purpose of contract	General
Contract start date	01/04/2006
Contract end date	

16/17 Contracted general activity (UDA)	265
Carry forward general activity (UDA)	0
16/17 Contracted orthodontic activity (UOA)	0
Carry forward orthodontic activity (UOA)	0
Baseline contract value	£70,162.91

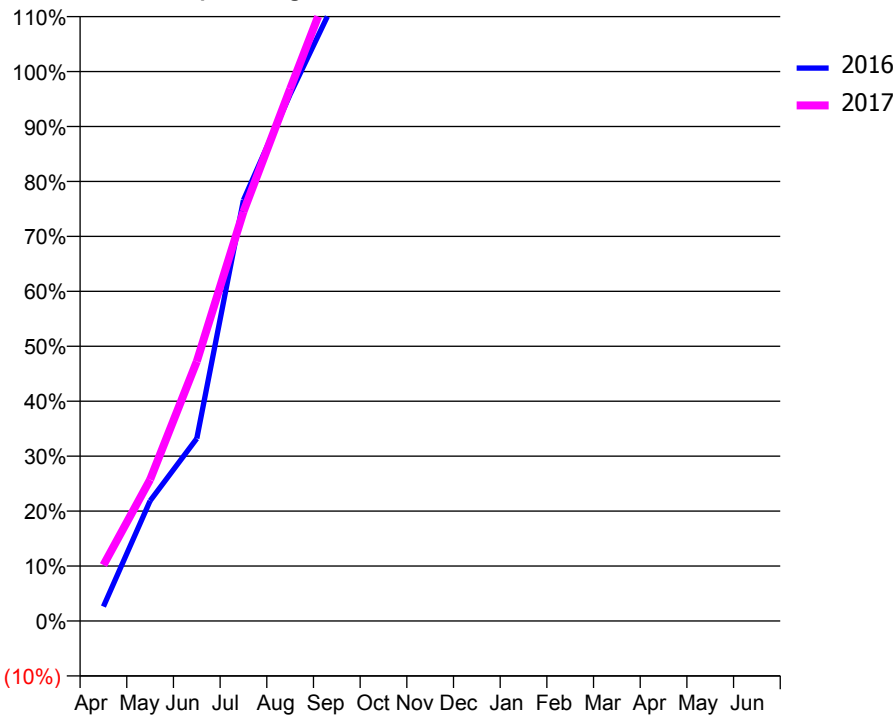
ACCESS*

Patients seen in 24 months	Total	Change since previous quarter
Quarter ending September 2015	277	
Quarter ending December 2015	286	↑
Quarter ending March 2016	262	↓
Quarter ending June 2016	284	↑
Quarter ending September 2016	344	↑
Variance since September 2015	24.2%	↑



ACTIVITY

Cumulative percentage of contracted UDA delivered 2016 & 2017



Month	Adjusted Scheduled Activity (UDA)	
	2016	2017
April	7	27
May	58	68
June	88	125
July	203	197
August	254	257
September	301	315
October	358	
November	429	
December	525	
January	534	
February	538	
March	542	
April	553	
May	566	
June	566	

QUALITY

	Quantity	Base Number	Contract	AT	Region	England
% of FP17s for the same patient ID Re-attending within 3 months - Children	2	42	4.8%	10.4%	11.8%	12.4%
% of FP17s for the same patient ID Re-attending within 3 months - Adults	4	176	2.3%	16.1%	16.6%	16.7%
% of FP17s for the same patient ID Re-attending between 3 & 9 months - Children	25	42	59.5%	58.5%	60.2%	57.4%
% of FP17s for the same patient ID Re-attending between 3 & 9 months - Adults	16	176	9.1%	49.6%	52.0%	50.5%
% of FP17s for Band 1 Urgent Courses	3	207	1.4%	10.6%	9.4%	9.1%
% of FP17s Relating to Free Repair or Replacements	0	207	0.0%	0.9%	0.7%	0.8%
% of FP17s Relating to Continuations	0	207	0.0%	1.4%	1.2%	1.3%
% of Patients satisfied with the dentistry they have received	1	1	N/A	93.2%	93.6%	93.2%
% of Patients satisfied with the time they had to wait for an appointment	1	1	N/A	88.6%	89.1%	89.0%

* This is based on patients treated on this contract for their most recent course of treatment. Figures in italics indicate the base number of FP17s or Patient Questionnaire responses are less than 100. N/A is shown where the base number of responses is less than 10 during the period. % is calculated as Quantity/Base number*100

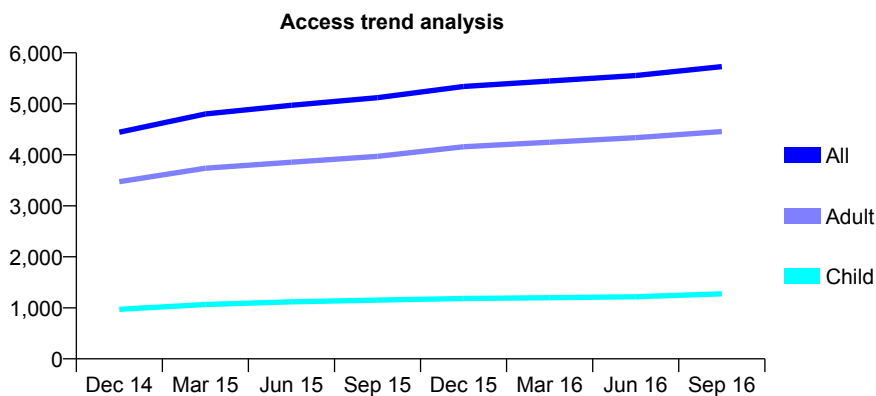
Q66 - Vital Signs At a Glance Contract Report for 641308/0003 - September 2016

Name or company name	MR JN CHOPE
Contract type name	GDS Contract
Purpose of contract	General
Contract start date	01/10/2009
Contract end date	

16/17 Contracted general activity (UDA)	19,500
Carry forward general activity (UDA)	-471
16/17 Contracted orthodontic activity (UOA)	0
Carry forward orthodontic activity (UOA)	0
Baseline contract value	£585,562.33

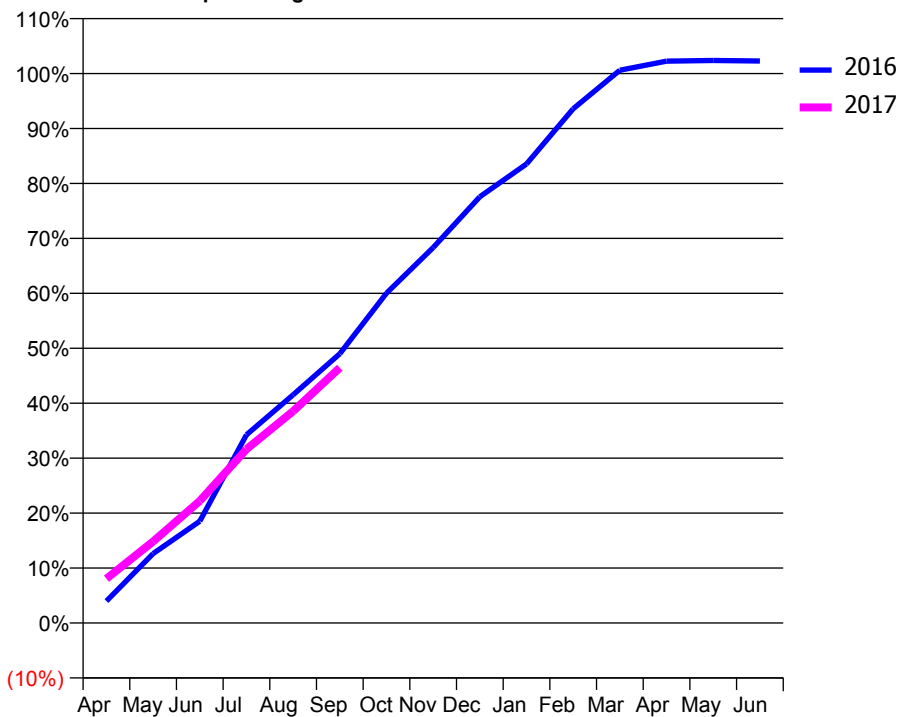
ACCESS*

Patients seen in 24 months	Total	Change since previous quarter
Quarter ending September 2015	5,121	
Quarter ending December 2015	5,340	↑
Quarter ending March 2016	5,446	→
Quarter ending June 2016	5,554	→
Quarter ending September 2016	5,730	↑
Variance since September 2015	11.9%	↑



ACTIVITY

Cumulative percentage of contracted UDA delivered 2016 & 2017



Month	Adjusted Scheduled Activity (UDA)	
	2016	2017
April	718	1,572
May	2,274	2,892
June	3,335	4,334
July	6,166	6,169
August	7,476	7,515
September	8,823	9,061
October	10,806	
November	12,299	
December	13,961	
January	15,035	
February	16,847	
March	18,106	
April	18,406	
May	18,427	
June	18,408	

QUALITY

	Quantity	Base Number	Contract	AT	Region	England
% of FP17s for the same patient ID Re-attending within 3 months - Children	77	879	8.8%	10.4%	11.8%	12.4%
% of FP17s for the same patient ID Re-attending within 3 months - Adults	509	3,087	16.5%	16.1%	16.6%	16.7%
% of FP17s for the same patient ID Re-attending between 3 & 9 months - Children	493	879	56.1%	58.5%	60.2%	57.4%
% of FP17s for the same patient ID Re-attending between 3 & 9 months - Adults	1,717	3,087	55.6%	49.6%	52.0%	50.5%
% of FP17s for Band 1 Urgent Courses	506	3,738	13.5%	10.6%	9.4%	9.1%
% of FP17s Relating to Free Repair or Replacements	41	3,738	1.1%	0.9%	0.7%	0.8%
% of FP17s Relating to Continuations	40	3,738	1.1%	1.4%	1.2%	1.3%
% of Patients satisfied with the dentistry they have received	65	74	87.8%	93.2%	93.6%	93.2%
% of Patients satisfied with the time they had to wait for an appointment	63	74	85.1%	88.6%	89.1%	89.0%

* This is based on patients treated on this contract for their most recent course of treatment. Figures in italics indicate the base number of FP17s or Patient Questionnaire responses are less than 100. N/A is shown where the base number of responses is less than 10 during the period. % is calculated as Quantity/Base number*100

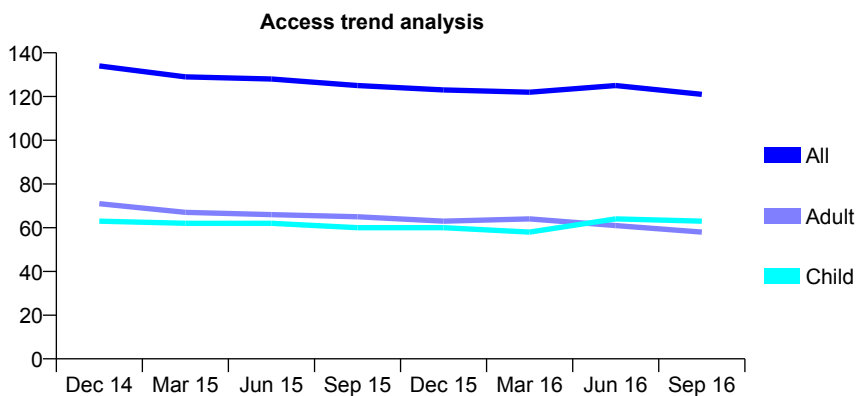
Q66 - Vital Signs At a Glance Contract Report for 642096/0001 - September 2016

Name or company name	MR RA JENKINS
Contract type name	GDS Contract
Purpose of contract	General
Contract start date	01/04/2006
Contract end date	

16/17 Contracted general activity (UDA)	700
Carry forward general activity (UDA)	0
16/17 Contracted orthodontic activity (UOA)	0
Carry forward orthodontic activity (UOA)	0
Baseline contract value	£16,028.38

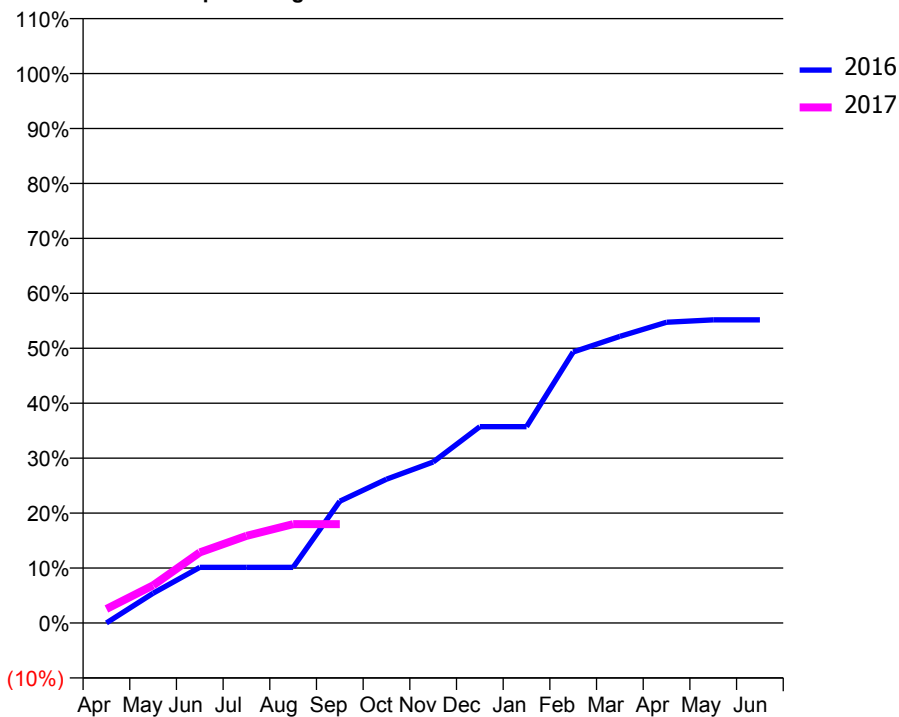
ACCESS*

Patients seen in 24 months	Total	Change since previous quarter
Quarter ending September 2015	125	
Quarter ending December 2015	123	↓
Quarter ending March 2016	122	→
Quarter ending June 2016	125	↑
Quarter ending September 2016	121	↓
Variance since September 2015	(3.2%)	↓



ACTIVITY

Cumulative percentage of contracted UDA delivered 2016 & 2017



Adjusted Scheduled Activity (UDA)

Month	2016	2017
April	0	18
May	38	48
June	71	90
July	71	111
August	71	126
September	155	126
October	183	
November	205	
December	250	
January	250	
February	345	
March	365	
April	383	
May	386	
June	386	

QUALITY

	Quantity	Base Number	Contract	AT	Region	England
% of FP17s for the same patient ID Re-attending within 3 months - Children	3	40	7.5%	10.4%	11.8%	12.4%
% of FP17s for the same patient ID Re-attending within 3 months - Adults	5	27	18.5%	16.1%	16.6%	16.7%
% of FP17s for the same patient ID Re-attending between 3 & 9 months - Children	23	40	57.5%	58.5%	60.2%	57.4%
% of FP17s for the same patient ID Re-attending between 3 & 9 months - Adults	18	27	66.7%	49.6%	52.0%	50.5%
% of FP17s for Band 1 Urgent Courses	0	60	0.0%	10.6%	9.4%	9.1%
% of FP17s Relating to Free Repair or Replacements	0	60	0.0%	0.9%	0.7%	0.8%
% of FP17s Relating to Continuations	0	60	0.0%	1.4%	1.2%	1.3%
% of Patients satisfied with the dentistry they have received	0	0	N/A	93.2%	93.6%	93.2%
% of Patients satisfied with the time they had to wait for an appointment	0	0	N/A	88.6%	89.1%	89.0%

* This is based on patients treated on this contract for their most recent course of treatment. Figures in italics indicate the base number of FP17s or Patient Questionnaire responses are less than 100. N/A is shown where the base number of responses is less than 10 during the period. % is calculated as Quantity/Base number*100

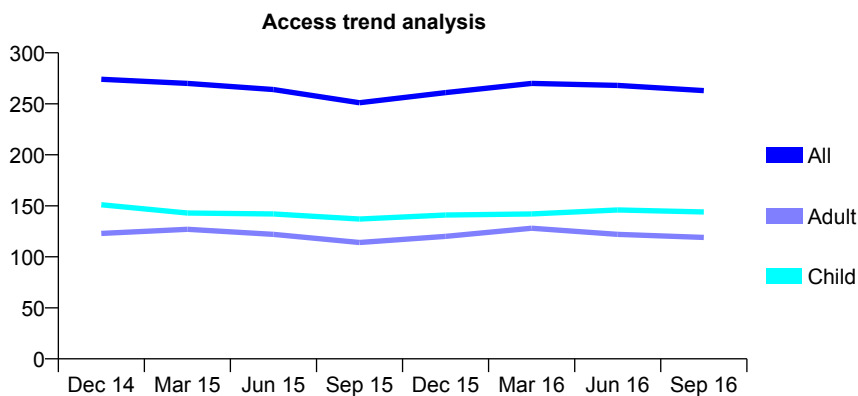
Q66 - Vital Signs At a Glance Contract Report for 648949/0001 - September 2016

Name or company name	MR AC POWELL
Contract type name	GDS Contract
Purpose of contract	General
Contract start date	01/04/2006
Contract end date	

16/17 Contracted general activity (UDA)	800
Carry forward general activity (UDA)	0
16/17 Contracted orthodontic activity (UOA)	0
Carry forward orthodontic activity (UOA)	0
Baseline contract value	£26,413.01

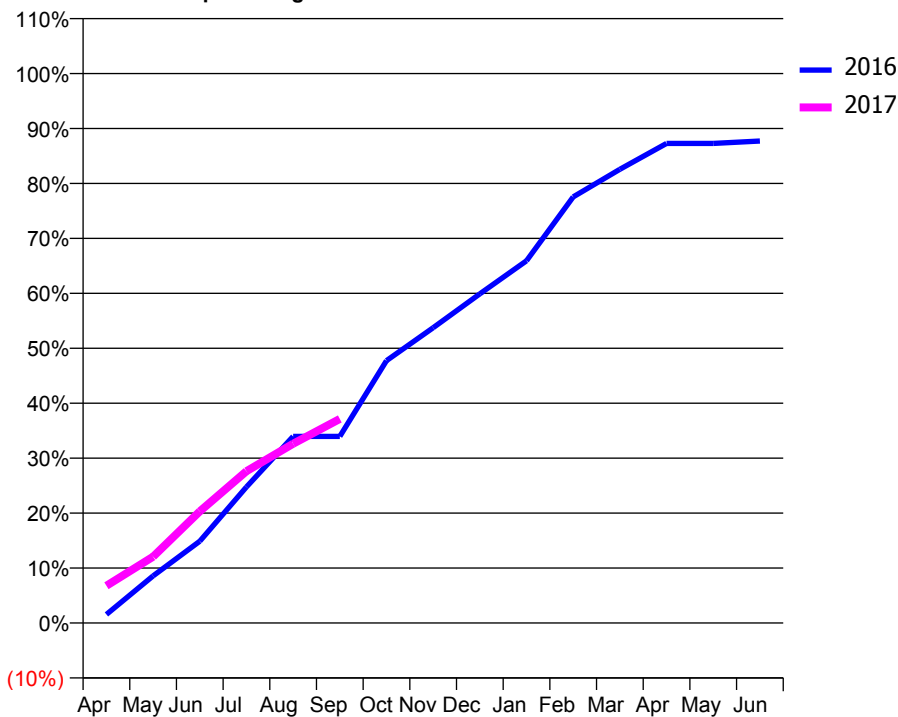
ACCESS*

Patients seen in 24 months	Total	Change since previous quarter
Quarter ending September 2015	251	
Quarter ending December 2015	261	↑
Quarter ending March 2016	270	↑
Quarter ending June 2016	268	→
Quarter ending September 2016	263	↓
Variance since September 2015	4.8%	↑



ACTIVITY

Cumulative percentage of contracted UDA delivered 2016 & 2017



Adjusted Scheduled Activity (UDA)

Month	2016	2017
April	11	54
May	60	97
June	104	163
July	173	221
August	238	261
September	238	297
October	334	
November	376	
December	419	
January	461	
February	543	
March	578	
April	611	
May	611	
June	614	

QUALITY

	Quantity	Base Number	Contract	AT	Region	England
% of FP17s for the same patient ID Re-attending within 3 months - Children	3	103	2.9%	10.4%	11.8%	12.4%
% of FP17s for the same patient ID Re-attending within 3 months - Adults	2	70	2.9%	16.1%	16.6%	16.7%
% of FP17s for the same patient ID Re-attending between 3 & 9 months - Children	62	103	60.2%	58.5%	60.2%	57.4%
% of FP17s for the same patient ID Re-attending between 3 & 9 months - Adults	50	70	71.4%	49.6%	52.0%	50.5%
% of FP17s for Band 1 Urgent Courses	6	155	3.9%	10.6%	9.4%	9.1%
% of FP17s Relating to Free Repair or Replacements	0	155	0.0%	0.9%	0.7%	0.8%
% of FP17s Relating to Continuations	0	155	0.0%	1.4%	1.2%	1.3%
% of Patients satisfied with the dentistry they have received	1	1	N/A	93.2%	93.6%	93.2%
% of Patients satisfied with the time they had to wait for an appointment	1	1	N/A	88.6%	89.1%	89.0%

* This is based on patients treated on this contract for their most recent course of treatment. Figures in italics indicate the base number of FP17s or Patient Questionnaire responses are less than 100. N/A is shown where the base number of responses is less than 10 during the period. % is calculated as Quantity/Base number*100

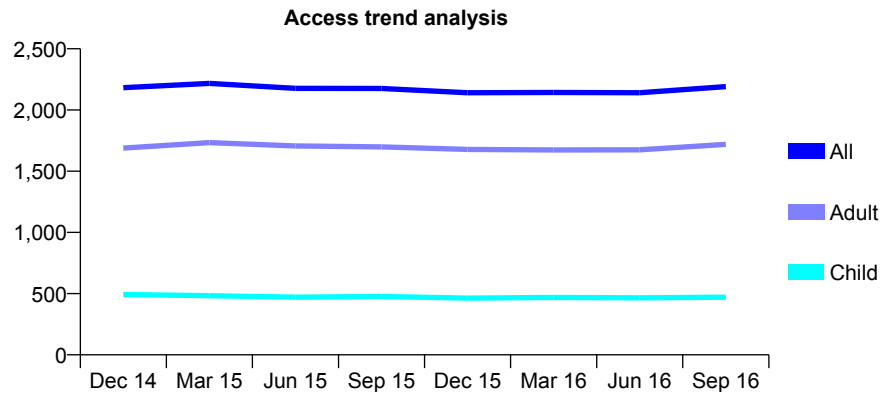
Q66 - Vital Signs At a Glance Contract Report for 673633/0001 - September 2016

Name or company name	MR A AHMADABADI-AGHDAM
Contract type name	GDS Contract
Purpose of contract	General
Contract start date	01/04/2006
Contract end date	

16/17 Contracted general activity (UDA)	7,290
Carry forward general activity (UDA)	-24
16/17 Contracted orthodontic activity (UOA)	0
Carry forward orthodontic activity (UOA)	0
Baseline contract value	£162,479.67

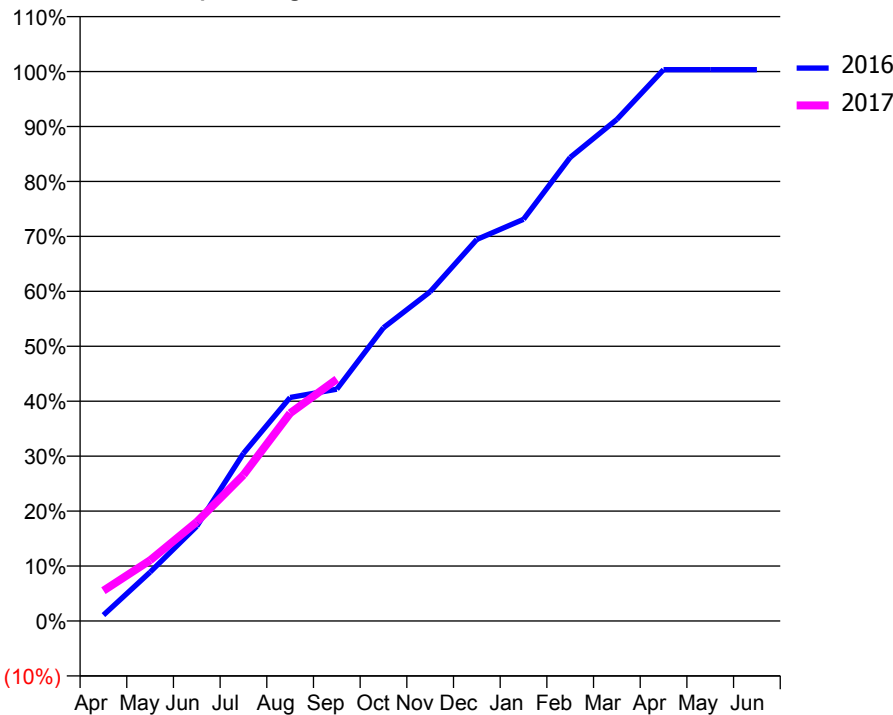
ACCESS*

Patients seen in 24 months	Total	Change since previous quarter
Quarter ending September 2015	2,176	
Quarter ending December 2015	2,141	↓
Quarter ending March 2016	2,143	→
Quarter ending June 2016	2,141	→
Quarter ending September 2016	2,191	↑
Variance since September 2015	0.7%	→



ACTIVITY

Cumulative percentage of contracted UDA delivered 2016 & 2017



Month	Adjusted Scheduled Activity (UDA)	
	2016	2017
April	78	402
May	648	805
June	1,257	1,315
July	2,225	1,937
August	2,965	2,757
September	3,076	3,209
October	3,890	
November	4,368	
December	5,062	
January	5,329	
February	6,150	
March	6,654	
April	7,314	
May	7,314	
June	7,314	

QUALITY

	Quantity	Base Number	Contract	AT	Region	England
% of FP17s for the same patient ID Re-attending within 3 months - Children	26	389	6.7%	10.4%	11.8%	12.4%
% of FP17s for the same patient ID Re-attending within 3 months - Adults	248	1,453	17.1%	16.1%	16.6%	16.7%
% of FP17s for the same patient ID Re-attending between 3 & 9 months - Children	282	389	72.5%	58.5%	60.2%	57.4%
% of FP17s for the same patient ID Re-attending between 3 & 9 months - Adults	862	1,453	59.3%	49.6%	52.0%	50.5%
% of FP17s for Band 1 Urgent Courses	185	1,574	11.8%	10.6%	9.4%	9.1%
% of FP17s Relating to Free Repair or Replacements	2	1,574	0.1%	0.9%	0.7%	0.8%
% of FP17s Relating to Continuations	12	1,574	0.8%	1.4%	1.2%	1.3%
% of Patients satisfied with the dentistry they have received	0	0	N/A	93.2%	93.6%	93.2%
% of Patients satisfied with the time they had to wait for an appointment	0	0	N/A	88.6%	89.1%	89.0%

* This is based on patients treated on this contract for their most recent course of treatment. Figures in italics indicate the base number of FP17s or Patient Questionnaire responses are less than 100. N/A is shown where the base number of responses is less than 10 during the period. % is calculated as Quantity/Base number*100

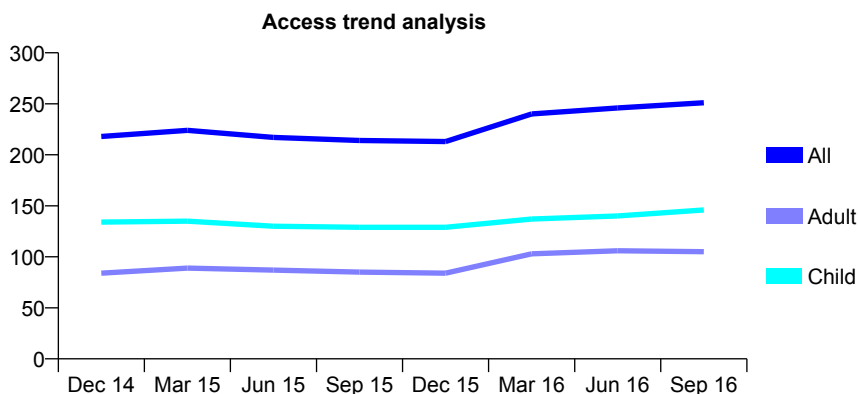
Q66 - Vital Signs At a Glance Contract Report for 679798/0001 - September 2016

Name or company name	MISS CE SHAW
Contract type name	GDS Contract
Purpose of contract	General
Contract start date	02/04/2012
Contract end date	

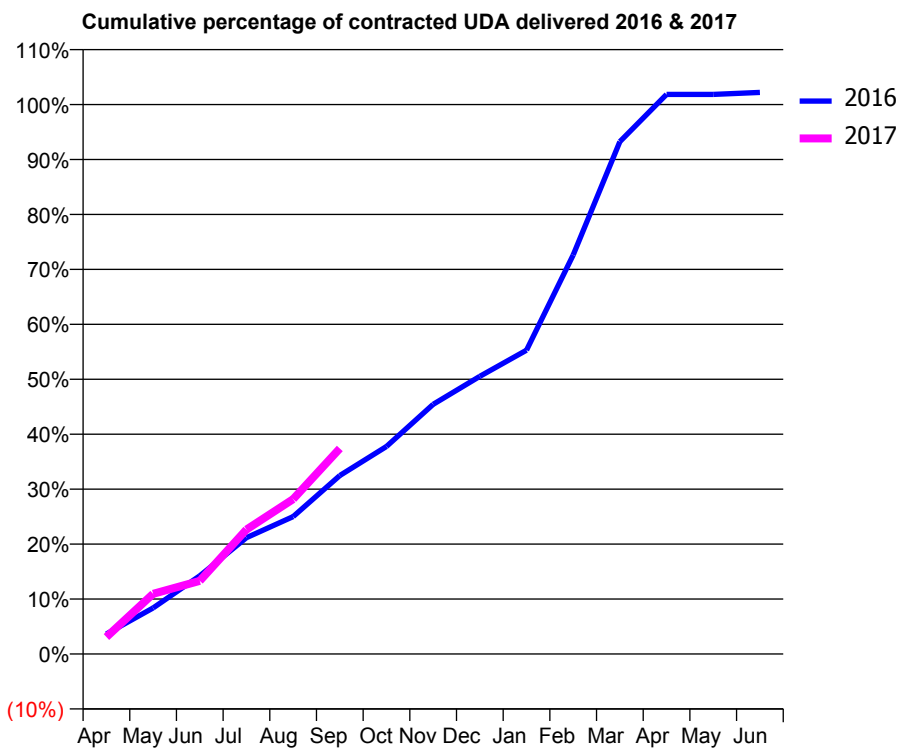
16/17 Contracted general activity (UDA)	548
Carry forward general activity (UDA)	-11
16/17 Contracted orthodontic activity (UOA)	0
Carry forward orthodontic activity (UOA)	0
Baseline contract value	£12,688.63

ACCESS*

Patients seen in 24 months	Total	Change since previous quarter
Quarter ending September 2015	214	
Quarter ending December 2015	213	→
Quarter ending March 2016	240	↑
Quarter ending June 2016	246	↑
Quarter ending September 2016	251	↑
Variance since September 2015	17.3%	↑



ACTIVITY



Month	Adjusted Scheduled Activity (UDA)	
	2016	2017
April	20	17
May	46	60
June	78	73
July	116	124
August	137	154
September	178	205
October	207	
November	249	
December	277	
January	303	
February	398	
March	511	
April	558	
May	558	
June	560	

QUALITY

	Quantity	Base Number	Contract	AT	Region	England
% of FP17s for the same patient ID Re-attending within 3 months - Children	6	117	5.1%	10.4%	11.8%	12.4%
% of FP17s for the same patient ID Re-attending within 3 months - Adults	4	40	10.0%	16.1%	16.6%	16.7%
% of FP17s for the same patient ID Re-attending between 3 & 9 months - Children	80	117	68.4%	58.5%	60.2%	57.4%
% of FP17s for the same patient ID Re-attending between 3 & 9 months - Adults	12	40	30.0%	49.6%	52.0%	50.5%
% of FP17s for Band 1 Urgent Courses	5	140	3.6%	10.6%	9.4%	9.1%
% of FP17s Relating to Free Repair or Replacements	1	140	0.7%	0.9%	0.7%	0.8%
% of FP17s Relating to Continuations	0	140	0.0%	1.4%	1.2%	1.3%
% of Patients satisfied with the dentistry they have received	0	0	N/A	93.2%	93.6%	93.2%
% of Patients satisfied with the time they had to wait for an appointment	0	0	N/A	88.6%	89.1%	89.0%

* This is based on patients treated on this contract for their most recent course of treatment. Figures in italics indicate the base number of FP17s or Patient Questionnaire responses are less than 100. N/A is shown where the base number of responses is less than 10 during the period. % is calculated as Quantity/Base number*100

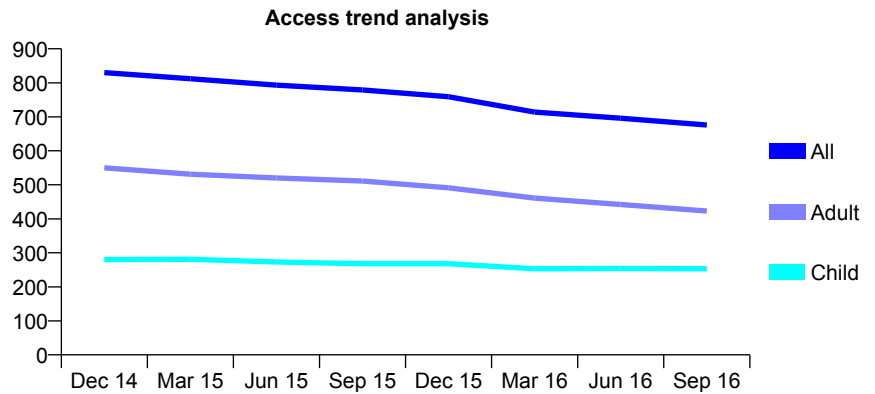
Q66 - Vital Signs At a Glance Contract Report for 680451/0001 - September 2016

Name or company name	MR CB MCCONNELL
Contract type name	GDS Contract
Purpose of contract	General
Contract start date	01/09/2007
Contract end date	

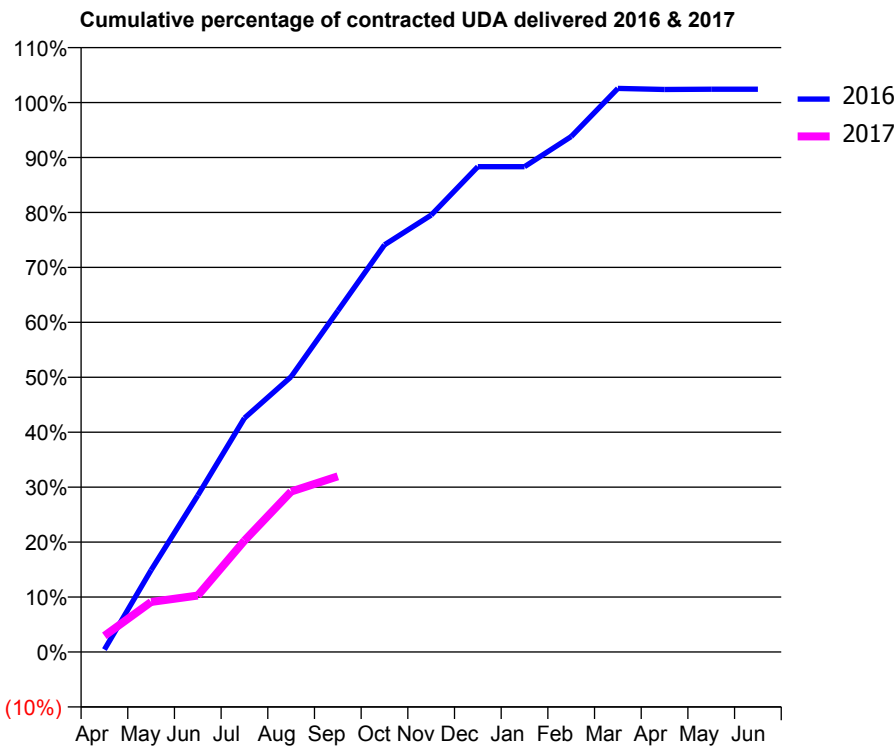
16/17 Contracted general activity (UDA)	3,134
Carry forward general activity (UDA)	-40
16/17 Contracted orthodontic activity (UOA)	0
Carry forward orthodontic activity (UOA)	0
Baseline contract value	£69,950.24

ACCESS*

Patients seen in 24 months	Total	Change since previous quarter
Quarter ending September 2015	779	
Quarter ending December 2015	759	↓
Quarter ending March 2016	714	↓
Quarter ending June 2016	696	↓
Quarter ending September 2016	676	↓
Variance since September 2015	(13.2%)	↓



ACTIVITY



Month	Adjusted Scheduled Activity (UDA)	
	2016	2017
April	9	92
May	298	286
June	570	322
July	851	636
August	1,002	915
September	1,242	1,002
October	1,482	
November	1,590	
December	1,766	
January	1,766	
February	1,876	
March	2,051	
April	2,048	
May	2,049	
June	2,049	

QUALITY

	Quantity	Base Number	Contract	AT	Region	England
% of FP17s for the same patient ID Re-attending within 3 months - Children	14	178	7.9%	10.4%	11.8%	12.4%
% of FP17s for the same patient ID Re-attending within 3 months - Adults	55	244	22.5%	16.1%	16.6%	16.7%
% of FP17s for the same patient ID Re-attending between 3 & 9 months - Children	91	178	51.1%	58.5%	60.2%	57.4%
% of FP17s for the same patient ID Re-attending between 3 & 9 months - Adults	94	244	38.5%	49.6%	52.0%	50.5%
% of FP17s for Band 1 Urgent Courses	34	416	8.2%	10.6%	9.4%	9.1%
% of FP17s Relating to Free Repair or Replacements	10	416	2.4%	0.9%	0.7%	0.8%
% of FP17s Relating to Continuations	3	416	0.7%	1.4%	1.2%	1.3%
% of Patients satisfied with the dentistry they have received	0	0	N/A	93.2%	93.6%	93.2%
% of Patients satisfied with the time they had to wait for an appointment	0	0	N/A	88.6%	89.1%	89.0%

* This is based on patients treated on this contract for their most recent course of treatment. Figures in italics indicate the base number of FP17s or Patient Questionnaire responses are less than 100. N/A is shown where the base number of responses is less than 10 during the period. % is calculated as Quantity/Base number*100

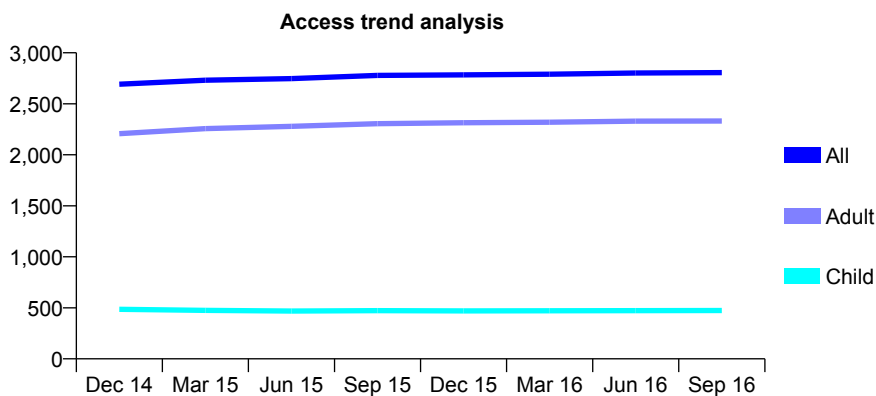
Q66 - Vital Signs At a Glance Contract Report for 686530/0001 - September 2016

Name or company name	MR GS ABDOLL
Contract type name	GDS Contract
Purpose of contract	General
Contract start date	01/04/2006
Contract end date	

16/17 Contracted general activity (UDA)	7,400
Carry forward general activity (UDA)	24
16/17 Contracted orthodontic activity (UOA)	0
Carry forward orthodontic activity (UOA)	0
Baseline contract value	£211,472.80

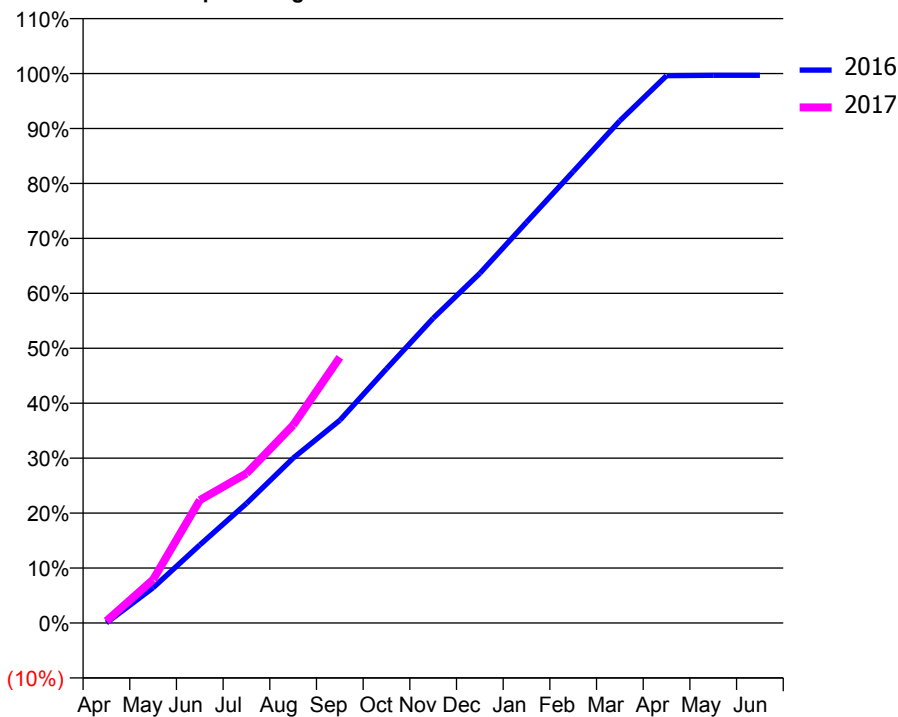
ACCESS*

Patients seen in 24 months	Total	Change since previous quarter
Quarter ending September 2015	2,778	
Quarter ending December 2015	2,784	→
Quarter ending March 2016	2,790	→
Quarter ending June 2016	2,802	→
Quarter ending September 2016	2,806	→
Variance since September 2015	1.0%	→



ACTIVITY

Cumulative percentage of contracted UDA delivered 2016 & 2017



Month	Adjusted Scheduled Activity (UDA)	
	2016	2017
April	2	28
May	475	584
June	1,052	1,654
July	1,610	2,015
August	2,220	2,664
September	2,730	3,579
October	3,423	
November	4,104	
December	4,710	
January	5,397	
February	6,080	
March	6,763	
April	7,370	
May	7,376	
June	7,376	

QUALITY

	Quantity	Base Number	Contract	AT	Region	England
% of FP17s for the same patient ID Re-attending within 3 months - Children	13	302	4.3%	10.4%	11.8%	12.4%
% of FP17s for the same patient ID Re-attending within 3 months - Adults	367	1,984	18.5%	16.1%	16.6%	16.7%
% of FP17s for the same patient ID Re-attending between 3 & 9 months - Children	60	302	19.9%	58.5%	60.2%	57.4%
% of FP17s for the same patient ID Re-attending between 3 & 9 months - Adults	962	1,984	48.5%	49.6%	52.0%	50.5%
% of FP17s for Band 1 Urgent Courses	174	1,952	8.9%	10.6%	9.4%	9.1%
% of FP17s Relating to Free Repair or Replacements	12	1,952	0.6%	0.9%	0.7%	0.8%
% of FP17s Relating to Continuations	23	1,952	1.2%	1.4%	1.2%	1.3%
% of Patients satisfied with the dentistry they have received	4	4	N/A	93.2%	93.6%	93.2%
% of Patients satisfied with the time they had to wait for an appointment	3	4	N/A	88.6%	89.1%	89.0%

* This is based on patients treated on this contract for their most recent course of treatment. Figures in italics indicate the base number of FP17s or Patient Questionnaire responses are less than 100. N/A is shown where the base number of responses is less than 10 during the period. % is calculated as Quantity/Base number*100

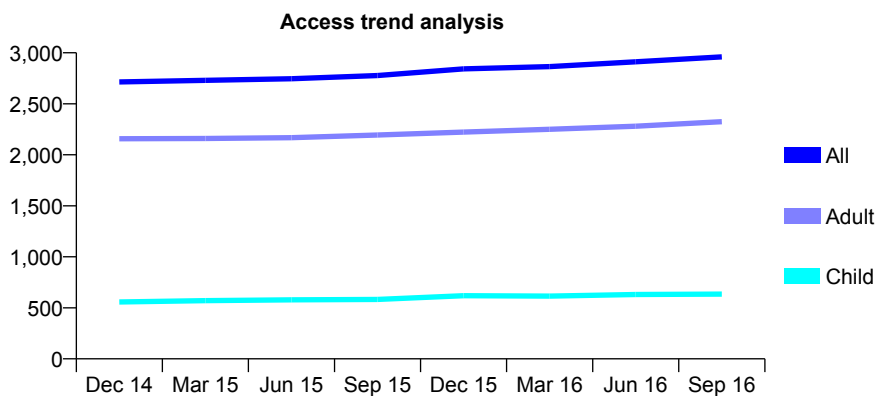
Q66 - Vital Signs At a Glance Contract Report for 686530/0002 - September 2016

Name or company name	MR GS ABDOLL
Contract type name	GDS Contract
Purpose of contract	General
Contract start date	01/04/2009
Contract end date	

16/17 Contracted general activity (UDA)	7,280
Carry forward general activity (UDA)	-5
16/17 Contracted orthodontic activity (UOA)	0
Carry forward orthodontic activity (UOA)	0
Baseline contract value	£195,603.16

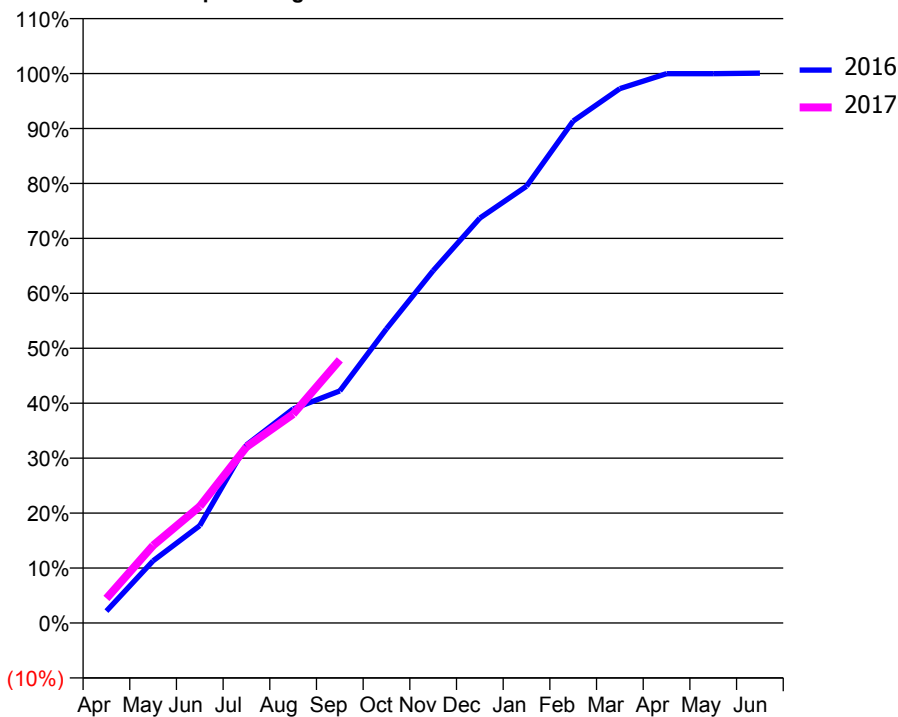
ACCESS*

Patients seen in 24 months	Total	Change since previous quarter
Quarter ending September 2015	2,777	
Quarter ending December 2015	2,842	↑
Quarter ending March 2016	2,865	→
Quarter ending June 2016	2,912	→
Quarter ending September 2016	2,960	→
Variance since September 2015	6.6%	↑



ACTIVITY

Cumulative percentage of contracted UDA delivered 2016 & 2017



Month	Adjusted Scheduled Activity (UDA)	
	2016	2017
April	159	326
May	825	1,027
June	1,290	1,546
July	2,359	2,333
August	2,836	2,768
September	3,076	3,486
October	3,898	
November	4,668	
December	5,365	
January	5,786	
February	6,650	
March	7,080	
April	7,277	
May	7,278	
June	7,285	

QUALITY

	Quantity	Base Number	Contract	AT	Region	England
% of FP17s for the same patient ID Re-attending within 3 months - Children	51	572	8.9%	10.4%	11.8%	12.4%
% of FP17s for the same patient ID Re-attending within 3 months - Adults	253	1,652	15.3%	16.1%	16.6%	16.7%
% of FP17s for the same patient ID Re-attending between 3 & 9 months - Children	400	572	69.9%	58.5%	60.2%	57.4%
% of FP17s for the same patient ID Re-attending between 3 & 9 months - Adults	779	1,652	47.2%	49.6%	52.0%	50.5%
% of FP17s for Band 1 Urgent Courses	159	2,105	7.6%	10.6%	9.4%	9.1%
% of FP17s Relating to Free Repair or Replacements	11	2,105	0.5%	0.9%	0.7%	0.8%
% of FP17s Relating to Continuations	30	2,105	1.4%	1.4%	1.2%	1.3%
% of Patients satisfied with the dentistry they have received	7	7	N/A	93.2%	93.6%	93.2%
% of Patients satisfied with the time they had to wait for an appointment	7	7	N/A	88.6%	89.1%	89.0%

* This is based on patients treated on this contract for their most recent course of treatment. Figures in italics indicate the base number of FP17s or Patient Questionnaire responses are less than 100. N/A is shown where the base number of responses is less than 10 during the period. % is calculated as Quantity/Base number*100

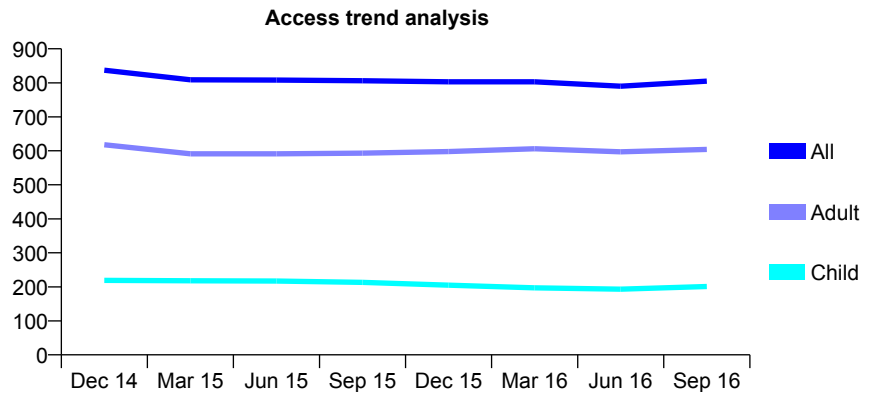
Q66 - Vital Signs At a Glance Contract Report for 688401/0001 - September 2016

Name or company name	MR C SILCOX
Contract type name	GDS Contract
Purpose of contract	General
Contract start date	01/04/2006
Contract end date	

16/17 Contracted general activity (UDA)	3,100
Carry forward general activity (UDA)	0
16/17 Contracted orthodontic activity (UOA)	0
Carry forward orthodontic activity (UOA)	0
Baseline contract value	£72,130.78

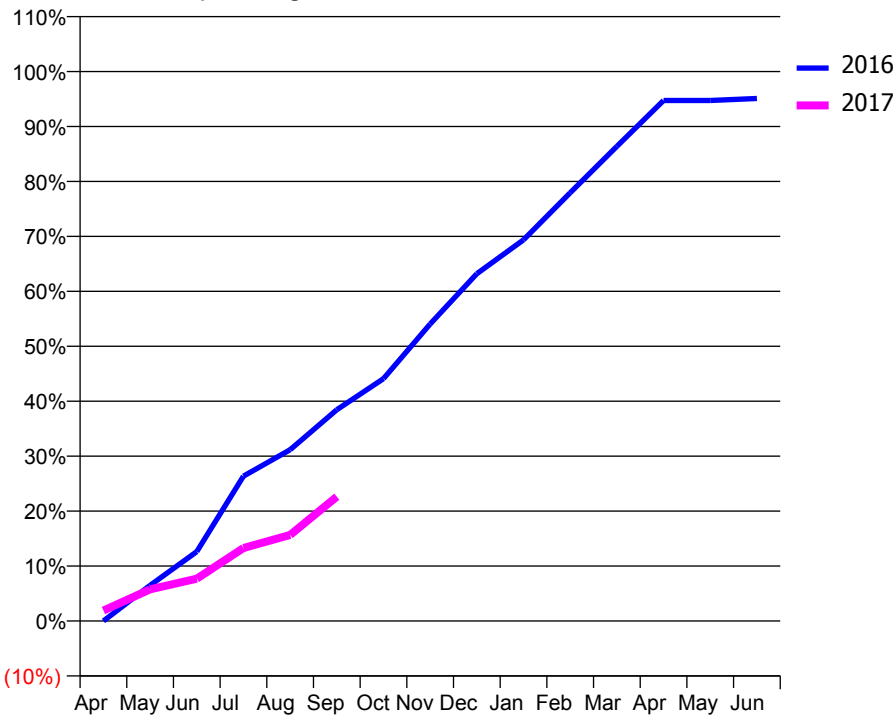
ACCESS*

Patients seen in 24 months	Total	Change since previous quarter
Quarter ending September 2015	806	
Quarter ending December 2015	803	→
Quarter ending March 2016	803	→
Quarter ending June 2016	790	↓
Quarter ending September 2016	805	→
Variance since September 2015	(0.1%)	→



ACTIVITY

Cumulative percentage of contracted UDA delivered 2016 & 2017



Month	Adjusted Scheduled Activity (UDA)	
	2016	2017
April	0	59
May	162	179
June	316	239
July	659	412
August	779	486
September	961	702
October	1,103	
November	1,351	
December	1,580	
January	1,734	
February	1,949	
March	2,160	
April	2,368	
May	2,368	
June	2,377	

QUALITY

	Quantity	Base Number	Contract	AT	Region	England
% of FP17s for the same patient ID Re-attending within 3 months - Children	5	139	3.6%	10.4%	11.8%	12.4%
% of FP17s for the same patient ID Re-attending within 3 months - Adults	60	420	14.3%	16.1%	16.6%	16.7%
% of FP17s for the same patient ID Re-attending between 3 & 9 months - Children	91	139	65.5%	58.5%	60.2%	57.4%
% of FP17s for the same patient ID Re-attending between 3 & 9 months - Adults	262	420	62.4%	49.6%	52.0%	50.5%
% of FP17s for Band 1 Urgent Courses	14	444	3.2%	10.6%	9.4%	9.1%
% of FP17s Relating to Free Repair or Replacements	2	444	0.5%	0.9%	0.7%	0.8%
% of FP17s Relating to Continuations	6	444	1.4%	1.4%	1.2%	1.3%
% of Patients satisfied with the dentistry they have received	1	1	N/A	93.2%	93.6%	93.2%
% of Patients satisfied with the time they had to wait for an appointment	1	1	N/A	88.6%	89.1%	89.0%

* This is based on patients treated on this contract for their most recent course of treatment. Figures in italics indicate the base number of FP17s or Patient Questionnaire responses are less than 100. N/A is shown where the base number of responses is less than 10 during the period. % is calculated as Quantity/Base number*100

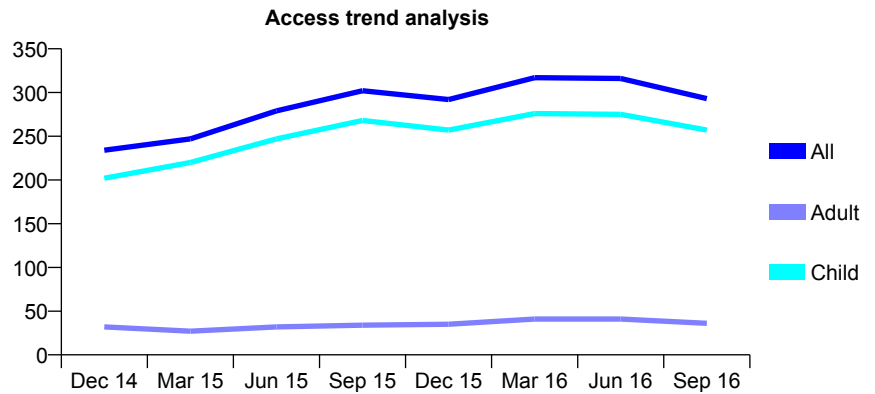
Q66 - Vital Signs At a Glance Contract Report for 689637/0002 - September 2016

Name or company name	MR EJ GRAVES
Contract type name	GDS Contract
Purpose of contract	General
Contract start date	01/01/2008
Contract end date	

16/17 Contracted general activity (UDA)	1,000
Carry forward general activity (UDA)	0
16/17 Contracted orthodontic activity (UOA)	0
Carry forward orthodontic activity (UOA)	0
Baseline contract value	£20,048.64

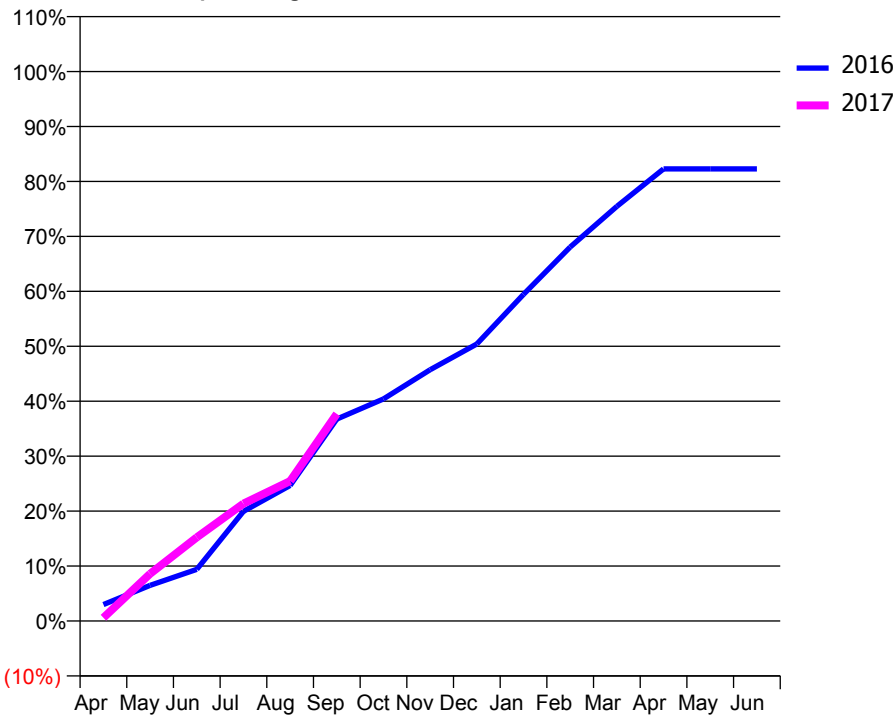
ACCESS*

Patients seen in 24 months	Total	Change since previous quarter
Quarter ending September 2015	302	
Quarter ending December 2015	292	↓
Quarter ending March 2016	317	↑
Quarter ending June 2016	316	→
Quarter ending September 2016	293	↓
Variance since September 2015	(3.0%)	↓



ACTIVITY

Cumulative percentage of contracted UDA delivered 2016 & 2017



Adjusted Scheduled Activity (UDA)		
Month	2016	2017
April	30	6
May	65	86
June	94	152
July	200	214
August	247	255
September	368	377
October	404	
November	457	
December	504	
January	594	
February	681	
March	755	
April	823	
May	823	
June	823	

QUALITY

	Quantity	Base Number	Contract	AT	Region	England
% of FP17s for the same patient ID Re-attending within 3 months - Children	7	221	3.2%	10.4%	11.8%	12.4%
% of FP17s for the same patient ID Re-attending within 3 months - Adults	2	16	12.5%	16.1%	16.6%	16.7%
% of FP17s for the same patient ID Re-attending between 3 & 9 months - Children	124	221	56.1%	58.5%	60.2%	57.4%
% of FP17s for the same patient ID Re-attending between 3 & 9 months - Adults	10	16	62.5%	49.6%	52.0%	50.5%
% of FP17s for Band 1 Urgent Courses	5	185	2.7%	10.6%	9.4%	9.1%
% of FP17s Relating to Free Repair or Replacements	0	185	0.0%	0.9%	0.7%	0.8%
% of FP17s Relating to Continuations	1	185	0.5%	1.4%	1.2%	1.3%
% of Patients satisfied with the dentistry they have received	1	1	N/A	93.2%	93.6%	93.2%
% of Patients satisfied with the time they had to wait for an appointment	1	1	N/A	88.6%	89.1%	89.0%

* This is based on patients treated on this contract for their most recent course of treatment. Figures in italics indicate the base number of FP17s or Patient Questionnaire responses are less than 100. N/A is shown where the base number of responses is less than 10 during the period. % is calculated as Quantity/Base number*100

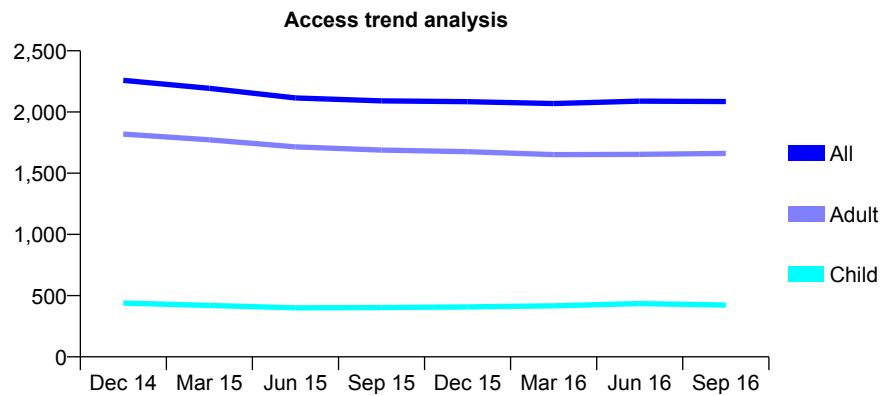
Q66 - Vital Signs At a Glance Contract Report for 692220/0001 - September 2016

Name or company name	MRS M ZBOS
Contract type name	GDS Contract
Purpose of contract	General
Contract start date	01/08/2006
Contract end date	

16/17 Contracted general activity (UDA)	7,500
Carry forward general activity (UDA)	0
16/17 Contracted orthodontic activity (UOA)	0
Carry forward orthodontic activity (UOA)	0
Baseline contract value	£167,639.39

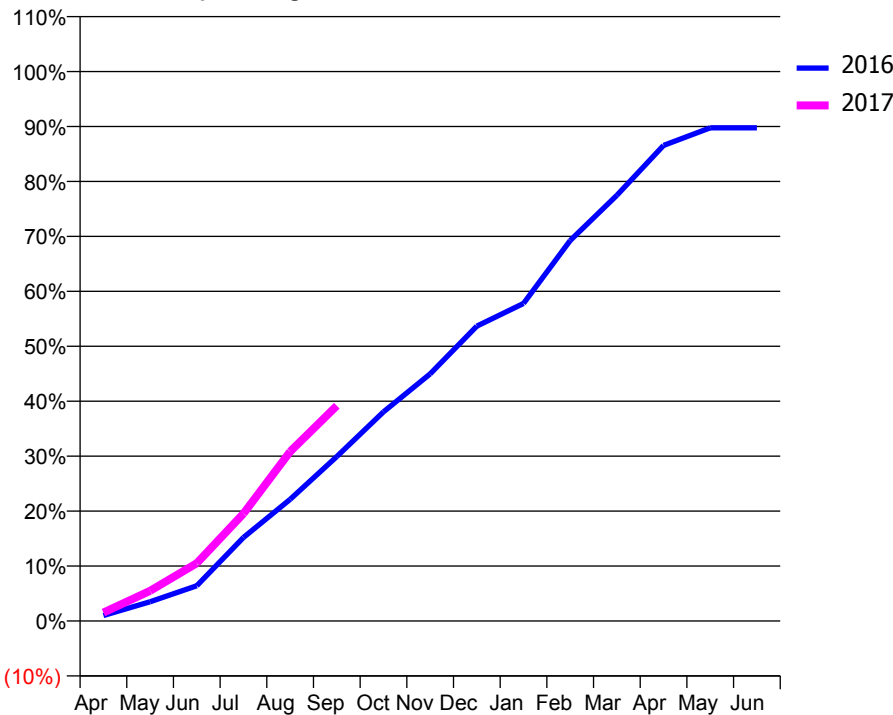
ACCESS*

Patients seen in 24 months	Total	Change since previous quarter
Quarter ending September 2015	2,091	
Quarter ending December 2015	2,084	→
Quarter ending March 2016	2,069	→
Quarter ending June 2016	2,089	→
Quarter ending September 2016	2,085	→
Variance since September 2015	(0.3%)	→



ACTIVITY

Cumulative percentage of contracted UDA delivered 2016 & 2017



Month	Adjusted Scheduled Activity (UDA)	
	2016	2017
April	75	115
May	264	413
June	482	789
July	1,141	1,467
August	1,661	2,313
September	2,245	2,938
October	2,855	
November	3,373	
December	4,025	
January	4,334	
February	5,194	
March	5,810	
April	6,492	
May	6,731	
June	6,731	

QUALITY

	Quantity	Base Number	Contract	AT	Region	England
% of FP17s for the same patient ID Re-attending within 3 months - Children	24	245	9.8%	10.4%	11.8%	12.4%
% of FP17s for the same patient ID Re-attending within 3 months - Adults	167	981	17.0%	16.1%	16.6%	16.7%
% of FP17s for the same patient ID Re-attending between 3 & 9 months - Children	63	245	25.7%	58.5%	60.2%	57.4%
% of FP17s for the same patient ID Re-attending between 3 & 9 months - Adults	259	981	26.4%	49.6%	52.0%	50.5%
% of FP17s for Band 1 Urgent Courses	99	1,043	9.5%	10.6%	9.4%	9.1%
% of FP17s Relating to Free Repair or Replacements	50	1,043	4.8%	0.9%	0.7%	0.8%
% of FP17s Relating to Continuations	27	1,043	2.6%	1.4%	1.2%	1.3%
% of Patients satisfied with the dentistry they have received	4	5	N/A	93.2%	93.6%	93.2%
% of Patients satisfied with the time they had to wait for an appointment	4	5	N/A	88.6%	89.1%	89.0%

* This is based on patients treated on this contract for their most recent course of treatment. Figures in italics indicate the base number of FP17s or Patient Questionnaire responses are less than 100. N/A is shown where the base number of responses is less than 10 during the period. % is calculated as Quantity/Base number*100

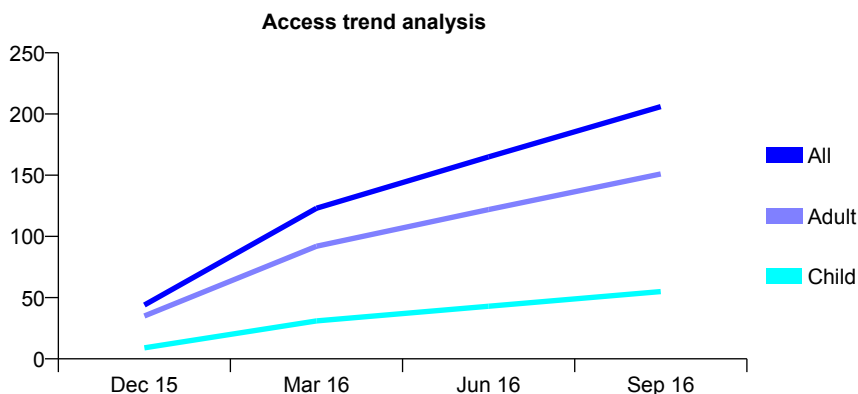
Q66 - Vital Signs At a Glance Contract Report for 712671/0001 - September 2016

Name or company name	MR G NAGY
Contract type name	GDS Contract
Purpose of contract	General
Contract start date	01/11/2015
Contract end date	

16/17 Contracted general activity (UDA)	915
Carry forward general activity (UDA)	0
16/17 Contracted orthodontic activity (UOA)	0
Carry forward orthodontic activity (UOA)	0
Baseline contract value	£38,906.38

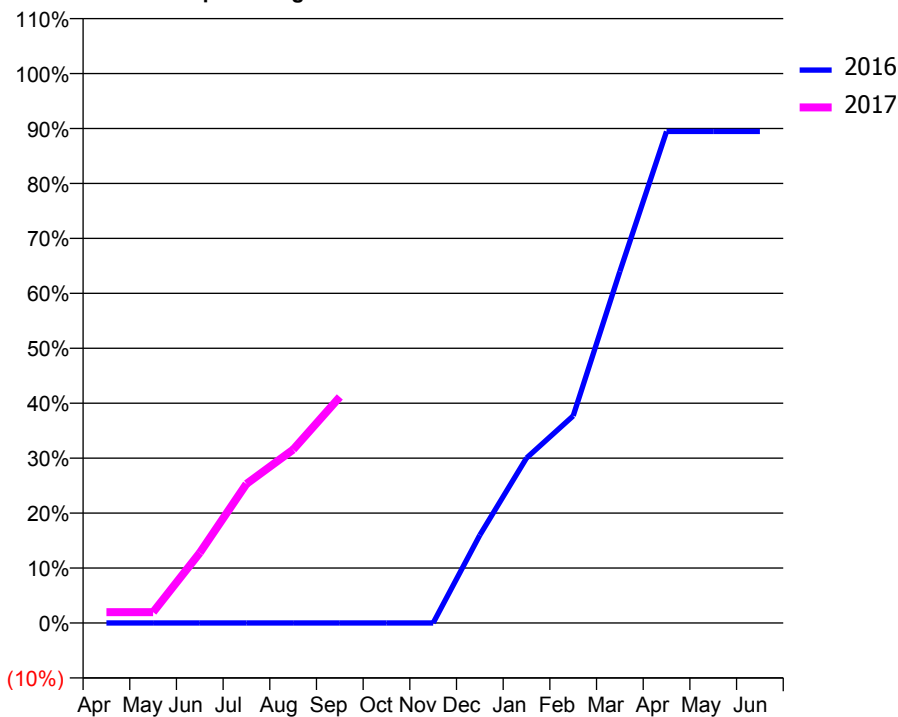
ACCESS*

Patients seen in 24 months	Total	Change since previous quarter
Quarter ending September 2015	0	
Quarter ending December 2015	44	↑
Quarter ending March 2016	123	↑
Quarter ending June 2016	165	↑
Quarter ending September 2016	206	↑
Variance since September 2015	N/A	



ACTIVITY

Cumulative percentage of contracted UDA delivered 2016 & 2017



Month	Adjusted Scheduled Activity (UDA)	
	2016	2017
April	0	18
May	0	18
June	0	117
July	0	232
August	0	289
September	0	376
October	0	
November	0	
December	61	
January	114	
February	144	
March	244	
April	341	
May	341	
June	341	

QUALITY

	Quantity	Base Number	Contract	AT	Region	England
% of FP17s for the same patient ID Re-attending within 3 months - Children	2	50	4.0%	10.4%	11.8%	12.4%
% of FP17s for the same patient ID Re-attending within 3 months - Adults	22	148	14.9%	16.1%	16.6%	16.7%
% of FP17s for the same patient ID Re-attending between 3 & 9 months - Children	15	50	30.0%	58.5%	60.2%	57.4%
% of FP17s for the same patient ID Re-attending between 3 & 9 months - Adults	43	148	29.1%	49.6%	52.0%	50.5%
% of FP17s for Band 1 Urgent Courses	7	162	4.3%	10.6%	9.4%	9.1%
% of FP17s Relating to Free Repair or Replacements	0	162	0.0%	0.9%	0.7%	0.8%
% of FP17s Relating to Continuations	1	162	0.6%	1.4%	1.2%	1.3%
% of Patients satisfied with the dentistry they have received	4	4	N/A	93.2%	93.6%	93.2%
% of Patients satisfied with the time they had to wait for an appointment	4	4	N/A	88.6%	89.1%	89.0%

* This is based on patients treated on this contract for their most recent course of treatment. Figures in italics indicate the base number of FP17s or Patient Questionnaire responses are less than 100. N/A is shown where the base number of responses is less than 10 during the period. % is calculated as Quantity/Base number*100

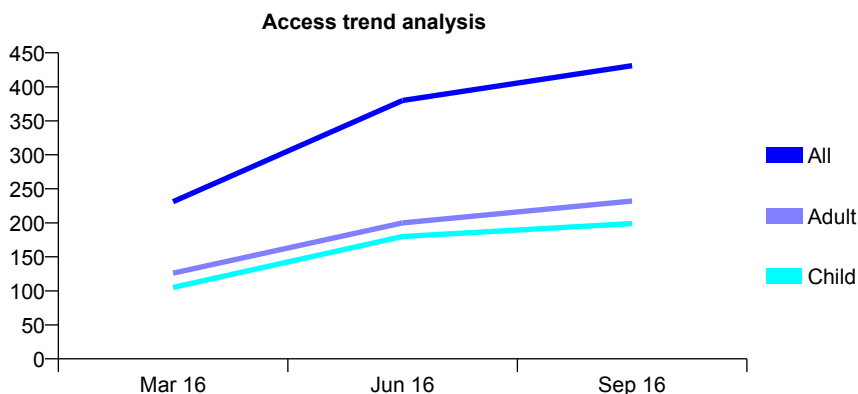
Q66 - Vital Signs At a Glance Contract Report for 723274/0002 - September 2016

Name or company name	MR JN PRESTON
Contract type name	GDS Contract
Purpose of contract	General
Contract start date	01/12/2015
Contract end date	

16/17 Contracted general activity (UDA)	1,560
Carry forward general activity (UDA)	-9
16/17 Contracted orthodontic activity (UOA)	0
Carry forward orthodontic activity (UOA)	0
Baseline contract value	£41,606.47

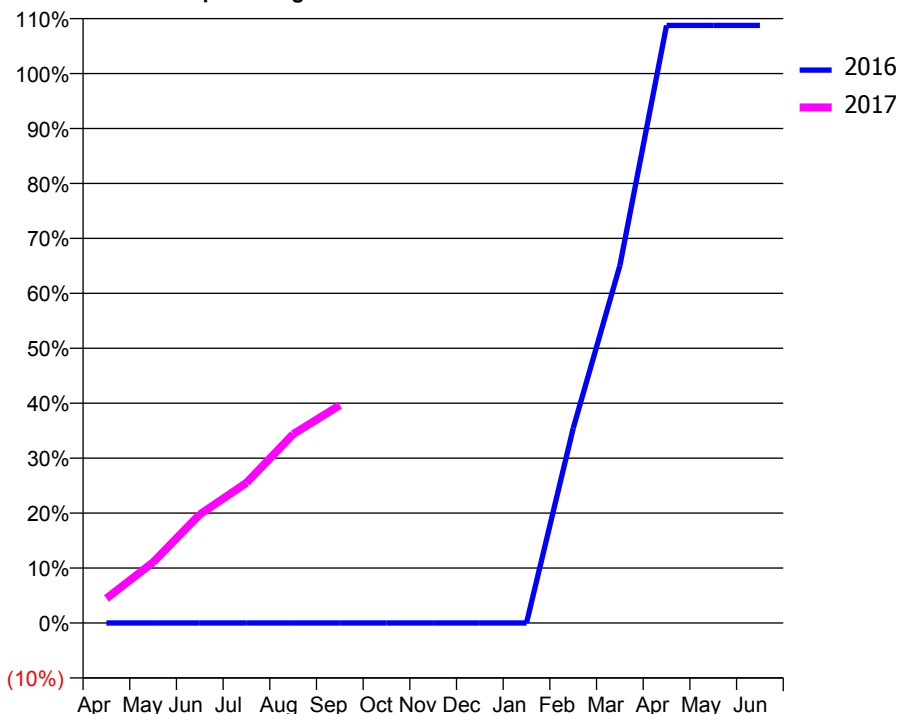
ACCESS*

Patients seen in 24 months	Total	Change since previous quarter
Quarter ending September 2015	0	
Quarter ending December 2015	0	
Quarter ending March 2016	231	
Quarter ending June 2016	380	↑
Quarter ending September 2016	431	↑
Variance since September 2015	N/A	



ACTIVITY

Cumulative percentage of contracted UDA delivered 2016 & 2017



Adjusted Scheduled Activity (UDA)

Month	2016	2017
April	0	70
May	0	172
June	0	308
July	0	398
August	0	536
September	0	618
October	0	
November	0	
December	0	
January	0	
February	177	
March	325	
April	544	
May	544	
June	544	

QUALITY

	Quantity	Base Number	Contract	AT	Region	England
% of FP17s for the same patient ID Re-attending within 3 months - Children	6	214	2.8%	10.4%	11.8%	12.4%
% of FP17s for the same patient ID Re-attending within 3 months - Adults	6	185	3.2%	16.1%	16.6%	16.7%
% of FP17s for the same patient ID Re-attending between 3 & 9 months - Children	45	214	21.0%	58.5%	60.2%	57.4%
% of FP17s for the same patient ID Re-attending between 3 & 9 months - Adults	44	185	23.8%	49.6%	52.0%	50.5%
% of FP17s for Band 1 Urgent Courses	7	288	2.4%	10.6%	9.4%	9.1%
% of FP17s Relating to Free Repair or Replacements	0	288	0.0%	0.9%	0.7%	0.8%
% of FP17s Relating to Continuations	1	288	0.3%	1.4%	1.2%	1.3%
% of Patients satisfied with the dentistry they have received	0	0	N/A	93.2%	93.6%	93.2%
% of Patients satisfied with the time they had to wait for an appointment	0	0	N/A	88.6%	89.1%	89.0%

* This is based on patients treated on this contract for their most recent course of treatment. Figures in italics indicate the base number of FP17s or Patient Questionnaire responses are less than 100. N/A is shown where the base number of responses is less than 10 during the period. % is calculated as Quantity/Base number*100

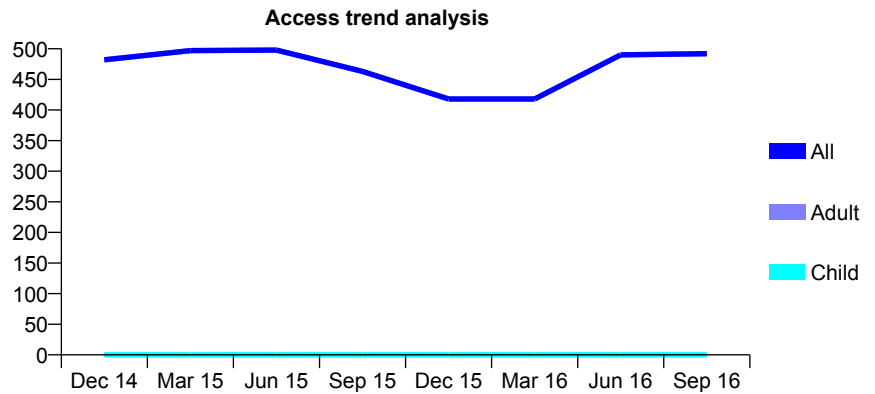
Q66 - Vital Signs At a Glance Contract Report for 723894/0001 - September 2016

Name or company name	MR DG LAMOND
Contract type name	PDS Contract
Purpose of contract	General
Contract start date	01/04/2006
Contract end date	31/03/2019

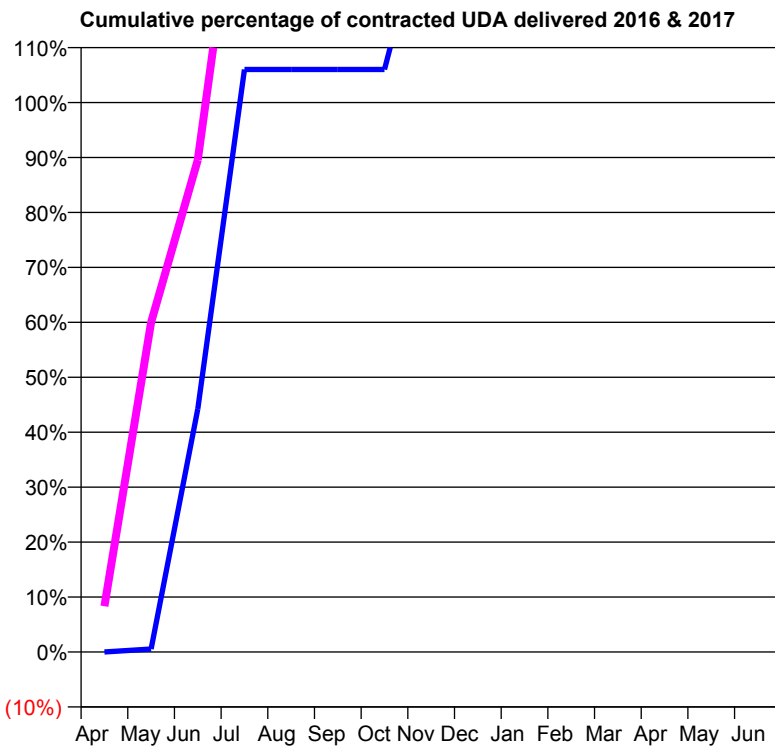
16/17 Contracted general activity (UDA)	180
Carry forward general activity (UDA)	0
16/17 Contracted orthodontic activity (UOA)	0
Carry forward orthodontic activity (UOA)	0
Baseline contract value	£126,284.88

ACCESS*

Patients seen in 24 months	Total	Change since previous quarter
Quarter ending September 2015	463	
Quarter ending December 2015	418	↓
Quarter ending March 2016	418	→
Quarter ending June 2016	490	↑
Quarter ending September 2016	492	→
Variance since September 2015	6.3%	↑



ACTIVITY



Month	Adjusted Scheduled Activity (UDA)	
	2016	2017
April	0	15
May	1	108
June	80	161
July	191	272
August	191	344
September	191	369
October	191	
November	249	
December	249	
January	249	
February	337	
March	356	
April	434	
May	505	
June	507	

QUALITY

	Quantity	Base Number	Contract	AT	Region	England
% of FP17s for the same patient ID Re-attending within 3 months - Children	0	0	N/A	10.4%	11.8%	12.4%
% of FP17s for the same patient ID Re-attending within 3 months - Adults	13	270	4.8%	16.1%	16.6%	16.7%
% of FP17s for the same patient ID Re-attending between 3 & 9 months - Children	0	0	N/A	58.5%	60.2%	57.4%
% of FP17s for the same patient ID Re-attending between 3 & 9 months - Adults	37	270	13.7%	49.6%	52.0%	50.5%
% of FP17s for Band 1 Urgent Courses	1	128	0.8%	10.6%	9.4%	9.1%
% of FP17s Relating to Free Repair or Replacements	0	128	0.0%	0.9%	0.7%	0.8%
% of FP17s Relating to Continuations	4	128	3.1%	1.4%	1.2%	1.3%
% of Patients satisfied with the dentistry they have received	1	2	N/A	93.2%	93.6%	93.2%
% of Patients satisfied with the time they had to wait for an appointment	2	2	N/A	88.6%	89.1%	89.0%

* This is based on patients treated on this contract for their most recent course of treatment. Figures in italics indicate the base number of FP17s or Patient Questionnaire responses are less than 100. N/A is shown where the base number of responses is less than 10 during the period. % is calculated as Quantity/Base number*100

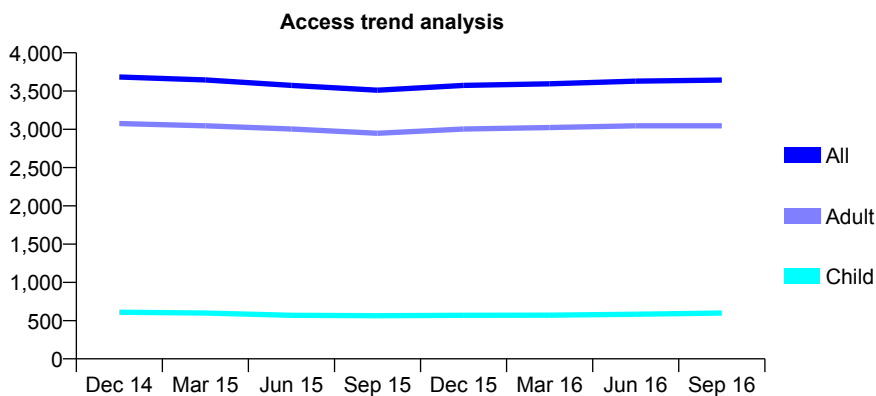
Q66 - Vital Signs At a Glance Contract Report for 725978/0001 - September 2016

Name or company name	MR PJ LE RUEZ
Contract type name	GDS Contract
Purpose of contract	General
Contract start date	01/04/2006
Contract end date	

16/17 Contracted general activity (UDA)	10,100
Carry forward general activity (UDA)	0
16/17 Contracted orthodontic activity (UOA)	0
Carry forward orthodontic activity (UOA)	0
Baseline contract value	£266,604.34

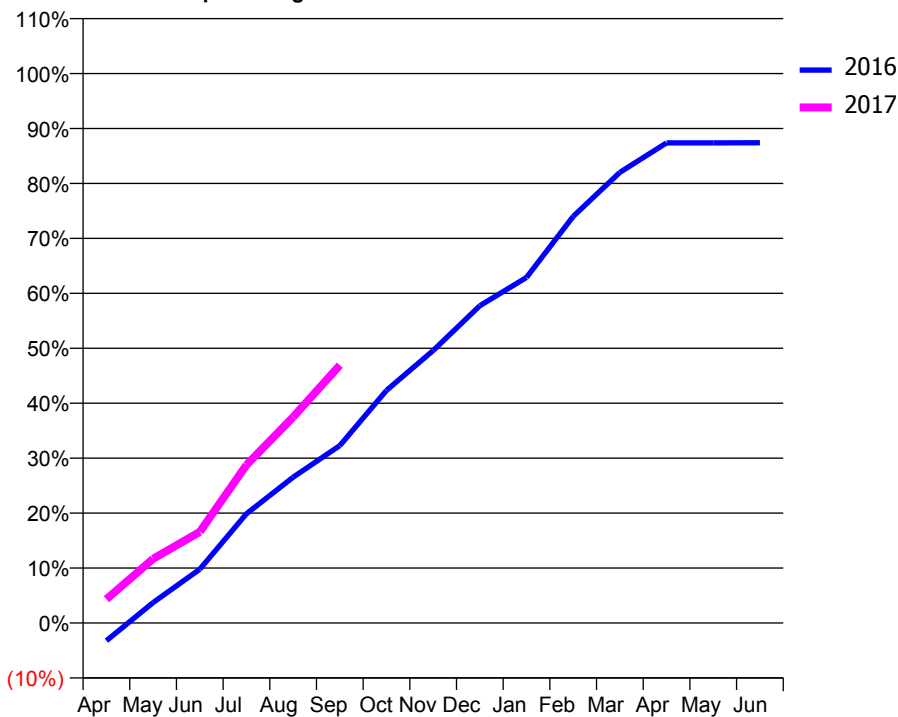
ACCESS*

Patients seen in 24 months	Total	Change since previous quarter
Quarter ending September 2015	3,511	
Quarter ending December 2015	3,573	→
Quarter ending March 2016	3,594	→
Quarter ending June 2016	3,629	→
Quarter ending September 2016	3,643	→
Variance since September 2015	3.8%	↑



ACTIVITY

Cumulative percentage of contracted UDA delivered 2016 & 2017



Month	Adjusted Scheduled Activity (UDA)	
	2016	2017
April	-328	438
May	377	1,180
June	989	1,676
July	2,007	2,905
August	2,680	3,785
September	3,262	4,740
October	4,277	
November	5,008	
December	5,833	
January	6,352	
February	7,474	
March	8,283	
April	8,825	
May	8,825	
June	8,826	

QUALITY

	Quantity	Base Number	Contract	AT	Region	England
% of FP17s for the same patient ID Re-attending within 3 months - Children	32	513	6.2%	10.4%	11.8%	12.4%
% of FP17s for the same patient ID Re-attending within 3 months - Adults	263	2,389	11.0%	16.1%	16.6%	16.7%
% of FP17s for the same patient ID Re-attending between 3 & 9 months - Children	308	513	60.0%	58.5%	60.2%	57.4%
% of FP17s for the same patient ID Re-attending between 3 & 9 months - Adults	1,501	2,389	62.8%	49.6%	52.0%	50.5%
% of FP17s for Band 1 Urgent Courses	183	2,617	7.0%	10.6%	9.4%	9.1%
% of FP17s Relating to Free Repair or Replacements	22	2,617	0.8%	0.9%	0.7%	0.8%
% of FP17s Relating to Continuations	40	2,617	1.5%	1.4%	1.2%	1.3%
% of Patients satisfied with the dentistry they have received	3	3	N/A	93.2%	93.6%	93.2%
% of Patients satisfied with the time they had to wait for an appointment	3	3	N/A	88.6%	89.1%	89.0%

* This is based on patients treated on this contract for their most recent course of treatment. Figures in italics indicate the base number of FP17s or Patient Questionnaire responses are less than 100. N/A is shown where the base number of responses is less than 10 during the period. % is calculated as Quantity/Base number*100

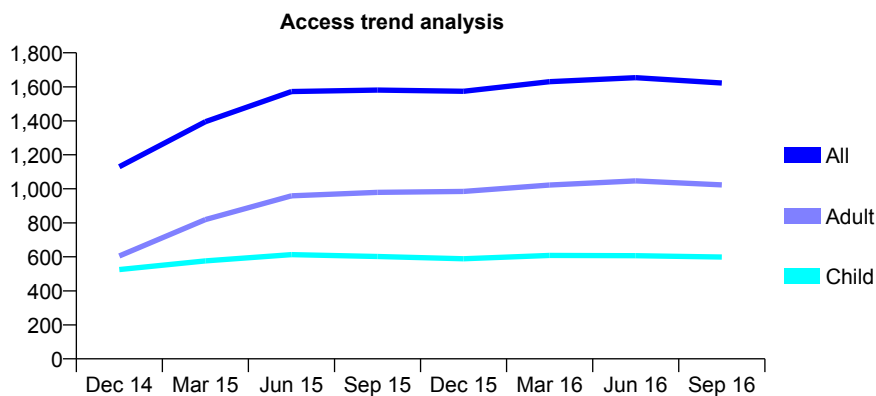
Q66 - Vital Signs At a Glance Contract Report for 736988/0002 - September 2016

Name or company name	MR GR COCKROFT
Contract type name	GDS Contract
Purpose of contract	General
Contract start date	01/04/2006
Contract end date	

16/17 Contracted general activity (UDA)	3,538
Carry forward general activity (UDA)	22
16/17 Contracted orthodontic activity (UOA)	0
Carry forward orthodontic activity (UOA)	0
Baseline contract value	£87,697.88

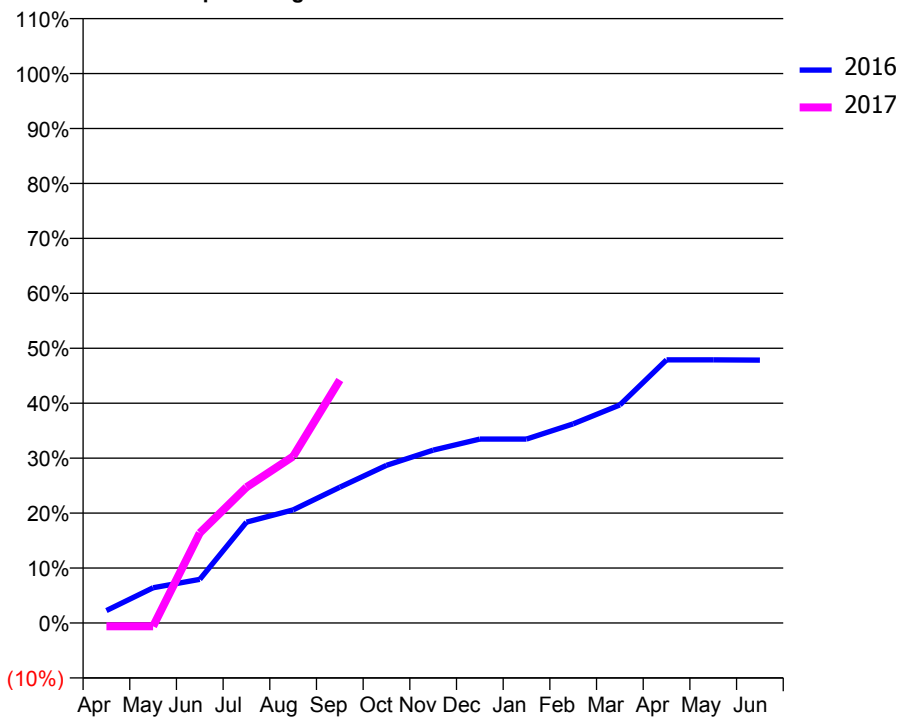
ACCESS*

Patients seen in 24 months	Total	Change since previous quarter
Quarter ending September 2015	1,581	
Quarter ending December 2015	1,574	→
Quarter ending March 2016	1,630	↑
Quarter ending June 2016	1,654	→
Quarter ending September 2016	1,622	↓
Variance since September 2015	2.6%	↑



ACTIVITY

Cumulative percentage of contracted UDA delivered 2016 & 2017



Month	Adjusted Scheduled Activity (UDA)	
	2016	2017
April	181	-22
May	511	-22
June	634	580
July	1,464	875
August	1,643	1,073
September	1,972	1,565
October	2,288	
November	2,509	
December	2,671	
January	2,671	
February	2,891	
March	3,165	
April	3,819	
May	3,819	
June	3,816	

QUALITY

	Quantity	Base Number	Contract	AT	Region	England
% of FP17s for the same patient ID Re-attending within 3 months - Children	15	519	2.9%	10.4%	11.8%	12.4%
% of FP17s for the same patient ID Re-attending within 3 months - Adults	58	805	7.2%	16.1%	16.6%	16.7%
% of FP17s for the same patient ID Re-attending between 3 & 9 months - Children	333	519	64.2%	58.5%	60.2%	57.4%
% of FP17s for the same patient ID Re-attending between 3 & 9 months - Adults	505	805	62.7%	49.6%	52.0%	50.5%
% of FP17s for Band 1 Urgent Courses	4	876	0.5%	10.6%	9.4%	9.1%
% of FP17s Relating to Free Repair or Replacements	4	876	0.5%	0.9%	0.7%	0.8%
% of FP17s Relating to Continuations	1	876	0.1%	1.4%	1.2%	1.3%
% of Patients satisfied with the dentistry they have received	0	0	N/A	93.2%	93.6%	93.2%
% of Patients satisfied with the time they had to wait for an appointment	0	0	N/A	88.6%	89.1%	89.0%

* This is based on patients treated on this contract for their most recent course of treatment. Figures in italics indicate the base number of FP17s or Patient Questionnaire responses are less than 100. N/A is shown where the base number of responses is less than 10 during the period. % is calculated as Quantity/Base number*100

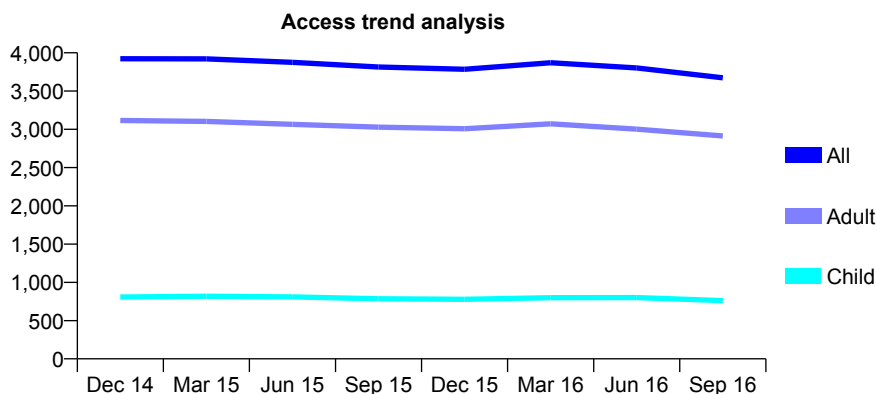
Q66 - Vital Signs At a Glance Contract Report for 738352/0006 - September 2016

Name or company name	MR TR JOHNSON
Contract type name	GDS Contract
Purpose of contract	General
Contract start date	01/08/2008
Contract end date	

16/17 Contracted general activity (UDA)	10,591
Carry forward general activity (UDA)	0
16/17 Contracted orthodontic activity (UOA)	0
Carry forward orthodontic activity (UOA)	0
Baseline contract value	£227,936.71

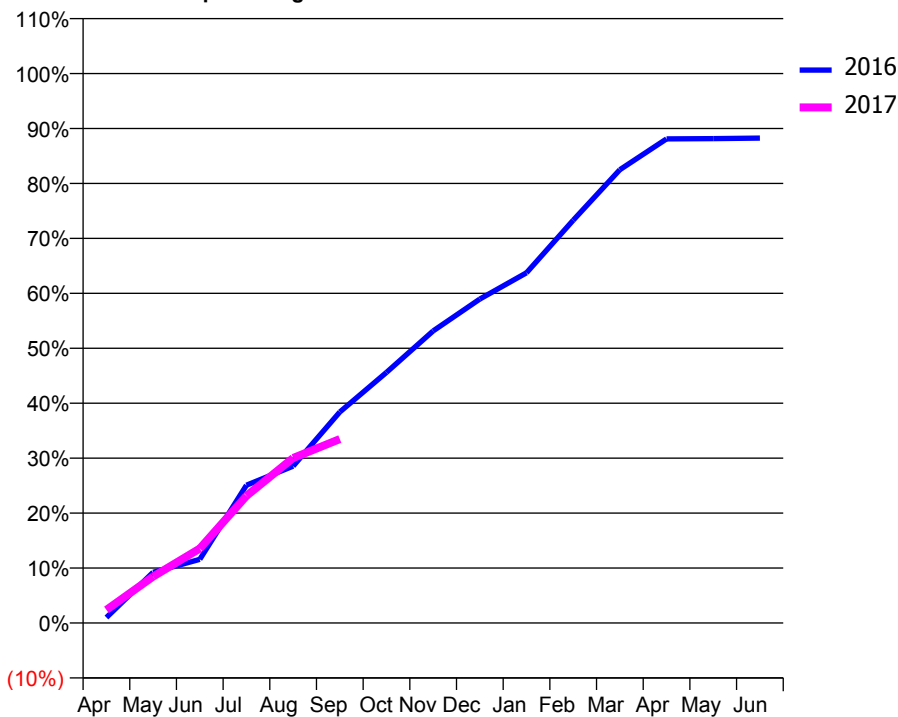
ACCESS*

Patients seen in 24 months	Total	Change since previous quarter
Quarter ending September 2015	3,814	
Quarter ending December 2015	3,785	→
Quarter ending March 2016	3,871	↑
Quarter ending June 2016	3,803	↓
Quarter ending September 2016	3,674	↓
Variance since September 2015	(3.7%)	↓



ACTIVITY

Cumulative percentage of contracted UDA delivered 2016 & 2017



Adjusted Scheduled Activity (UDA)

Month	2016	2017
April	107	253
May	977	895
June	1,228	1,434
July	2,657	2,450
August	3,023	3,182
September	4,066	3,547
October	4,831	
November	5,630	
December	6,243	
January	6,751	
February	7,763	
March	8,736	
April	9,332	
May	9,335	
June	9,347	

QUALITY

	Quantity	Base Number	Contract	AT	Region	England
% of FP17s for the same patient ID Re-attending within 3 months - Children	33	596	5.5%	10.4%	11.8%	12.4%
% of FP17s for the same patient ID Re-attending within 3 months - Adults	476	2,348	20.3%	16.1%	16.6%	16.7%
% of FP17s for the same patient ID Re-attending between 3 & 9 months - Children	421	596	70.6%	58.5%	60.2%	57.4%
% of FP17s for the same patient ID Re-attending between 3 & 9 months - Adults	1,435	2,348	61.1%	49.6%	52.0%	50.5%
% of FP17s for Band 1 Urgent Courses	143	1,940	7.4%	10.6%	9.4%	9.1%
% of FP17s Relating to Free Repair or Replacements	2	1,940	0.1%	0.9%	0.7%	0.8%
% of FP17s Relating to Continuations	47	1,940	2.4%	1.4%	1.2%	1.3%
% of Patients satisfied with the dentistry they have received	7	7	N/A	93.2%	93.6%	93.2%
% of Patients satisfied with the time they had to wait for an appointment	7	7	N/A	88.6%	89.1%	89.0%

* This is based on patients treated on this contract for their most recent course of treatment. Figures in italics indicate the base number of FP17s or Patient Questionnaire responses are less than 100. N/A is shown where the base number of responses is less than 10 during the period. % is calculated as Quantity/Base number*100

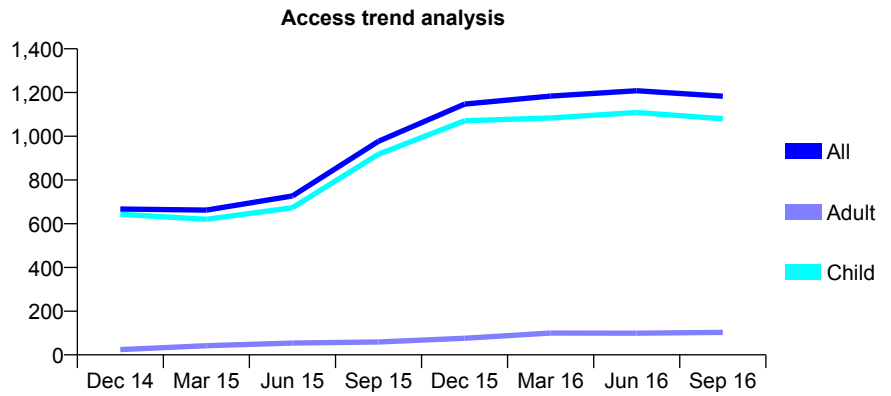
Q66 - Vital Signs At a Glance Contract Report for 738352/0007 - September 2016

Name or company name	MR TR JOHNSON
Contract type name	GDS Contract
Purpose of contract	General
Contract start date	01/05/2014
Contract end date	

16/17 Contracted general activity (UDA)	2,477
Carry forward general activity (UDA)	-50
16/17 Contracted orthodontic activity (UOA)	0
Carry forward orthodontic activity (UOA)	0
Baseline contract value	£53,178.39

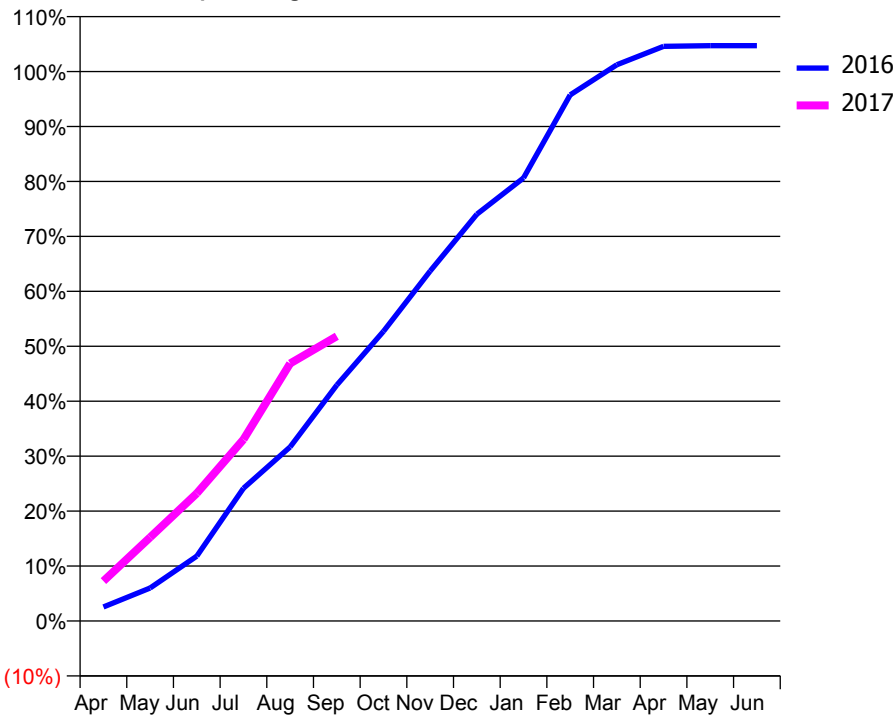
ACCESS*

Patients seen in 24 months	Total	Change since previous quarter
Quarter ending September 2015	977	
Quarter ending December 2015	1,147	↑
Quarter ending March 2016	1,184	↑
Quarter ending June 2016	1,208	↑
Quarter ending September 2016	1,183	↓
Variance since September 2015	21.1%	↑



ACTIVITY

Cumulative percentage of contracted UDA delivered 2016 & 2017



Month	Adjusted Scheduled Activity (UDA)	
	2016	2017
April	63	180
May	149	377
June	292	576
July	598	818
August	785	1,161
September	1,063	1,284
October	1,306	
November	1,578	
December	1,834	
January	1,997	
February	2,372	
March	2,507	
April	2,591	
May	2,594	
June	2,594	

QUALITY

	Quantity	Base Number	Contract	AT	Region	England
% of FP17s for the same patient ID Re-attending within 3 months - Children	58	988	5.9%	10.4%	11.8%	12.4%
% of FP17s for the same patient ID Re-attending within 3 months - Adults	2	15	13.3%	16.1%	16.6%	16.7%
% of FP17s for the same patient ID Re-attending between 3 & 9 months - Children	628	988	63.6%	58.5%	60.2%	57.4%
% of FP17s for the same patient ID Re-attending between 3 & 9 months - Adults	4	15	26.7%	49.6%	52.0%	50.5%
% of FP17s for Band 1 Urgent Courses	19	932	2.0%	10.6%	9.4%	9.1%
% of FP17s Relating to Free Repair or Replacements	1	932	0.1%	0.9%	0.7%	0.8%
% of FP17s Relating to Continuations	8	932	0.9%	1.4%	1.2%	1.3%
% of Patients satisfied with the dentistry they have received	0	0	N/A	93.2%	93.6%	93.2%
% of Patients satisfied with the time they had to wait for an appointment	0	0	N/A	88.6%	89.1%	89.0%

* This is based on patients treated on this contract for their most recent course of treatment. Figures in italics indicate the base number of FP17s or Patient Questionnaire responses are less than 100. N/A is shown where the base number of responses is less than 10 during the period. % is calculated as Quantity/Base number*100

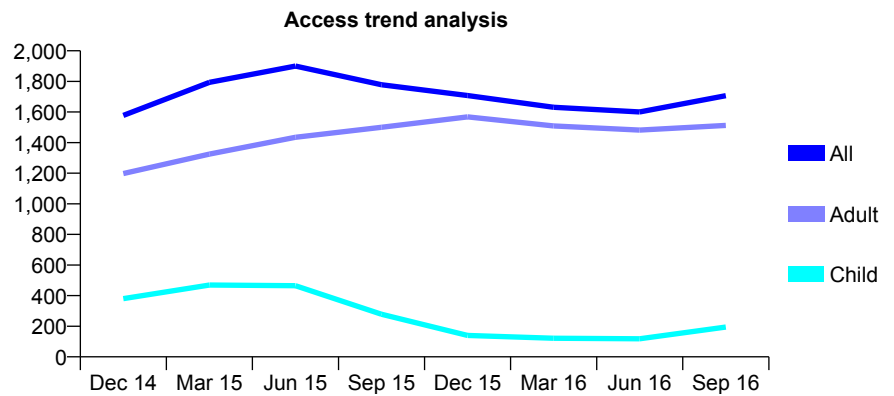
Q66 - Vital Signs At a Glance Contract Report for 738352/0008 - September 2016

Name or company name	MR TR JOHNSON
Contract type name	GDS Contract
Purpose of contract	General
Contract start date	01/05/2014
Contract end date	

16/17 Contracted general activity (UDA)	6,000
Carry forward general activity (UDA)	-120
16/17 Contracted orthodontic activity (UOA)	0
Carry forward orthodontic activity (UOA)	0
Baseline contract value	£186,606.96

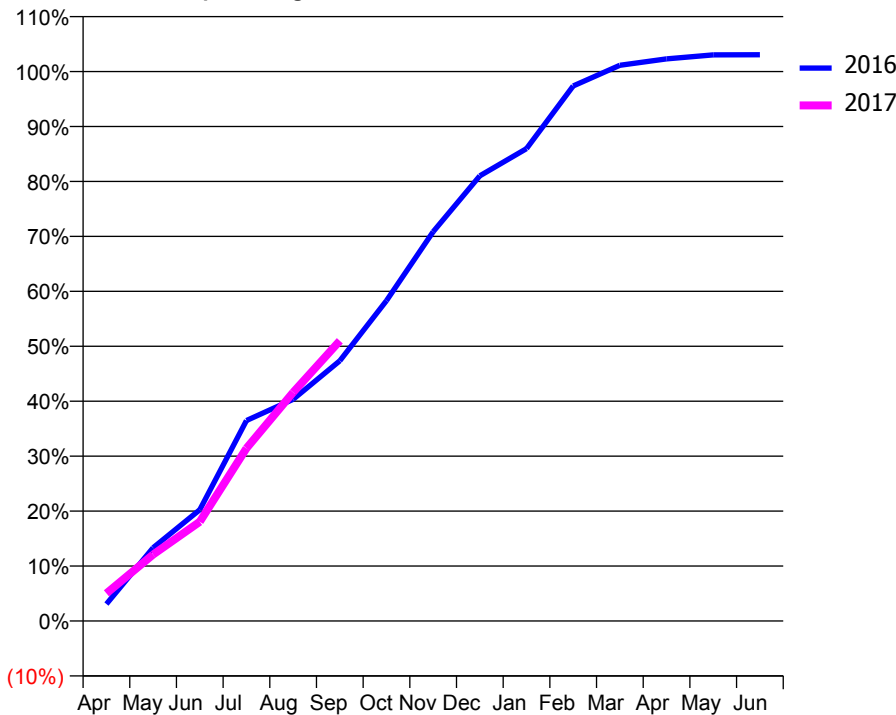
ACCESS*

Patients seen in 24 months	Total	Change since previous quarter
Quarter ending September 2015	1,778	
Quarter ending December 2015	1,708	↓
Quarter ending March 2016	1,631	↓
Quarter ending June 2016	1,600	↓
Quarter ending September 2016	1,707	↑
Variance since September 2015	(4.0%)	↓



ACTIVITY

Cumulative percentage of contracted UDA delivered 2016 & 2017



Month	Adjusted Scheduled Activity (UDA)	
	2016	2017
April	186	302
May	800	726
June	1,214	1,085
July	2,188	1,886
August	2,420	2,496
September	2,841	3,060
October	3,499	
November	4,251	
December	4,861	
January	5,158	
February	5,842	
March	6,068	
April	6,137	
May	6,181	
June	6,183	

QUALITY

	Quantity	Base Number	Contract	AT	Region	England
% of FP17s for the same patient ID Re-attending within 3 months - Children	3	164	1.8%	10.4%	11.8%	12.4%
% of FP17s for the same patient ID Re-attending within 3 months - Adults	177	1,230	14.4%	16.1%	16.6%	16.7%
% of FP17s for the same patient ID Re-attending between 3 & 9 months - Children	28	164	17.1%	58.5%	60.2%	57.4%
% of FP17s for the same patient ID Re-attending between 3 & 9 months - Adults	752	1,230	61.1%	49.6%	52.0%	50.5%
% of FP17s for Band 1 Urgent Courses	81	1,342	6.0%	10.6%	9.4%	9.1%
% of FP17s Relating to Free Repair or Replacements	33	1,342	2.5%	0.9%	0.7%	0.8%
% of FP17s Relating to Continuations	13	1,342	1.0%	1.4%	1.2%	1.3%
% of Patients satisfied with the dentistry they have received	2	2	N/A	93.2%	93.6%	93.2%
% of Patients satisfied with the time they had to wait for an appointment	2	2	N/A	88.6%	89.1%	89.0%

* This is based on patients treated on this contract for their most recent course of treatment. Figures in italics indicate the base number of FP17s or Patient Questionnaire responses are less than 100. N/A is shown where the base number of responses is less than 10 during the period. % is calculated as Quantity/Base number*100

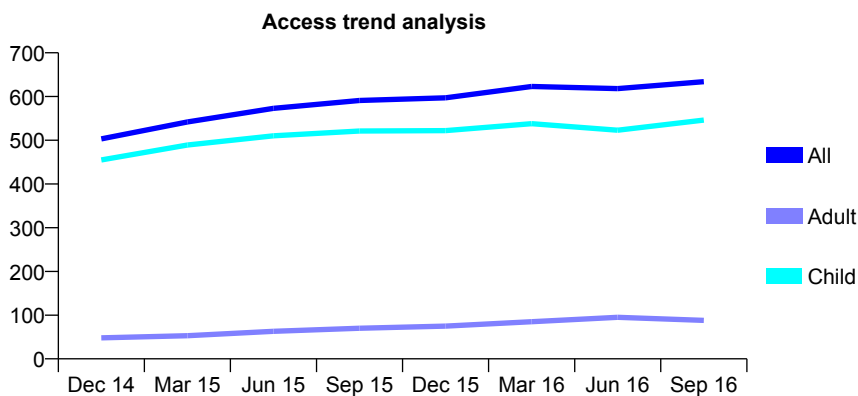
Q66 - Vital Signs At a Glance Contract Report for 738964/0001 - September 2016

Name or company name	MR PA BALDWIN
Contract type name	GDS Contract
Purpose of contract	General and Orthodontic
Contract start date	01/06/2014
Contract end date	

16/17 Contracted general activity (UDA)	1,815
Carry forward general activity (UDA)	0
16/17 Contracted orthodontic activity (UOA)	250
Carry forward orthodontic activity (UOA)	8
Baseline contract value	£61,447.54

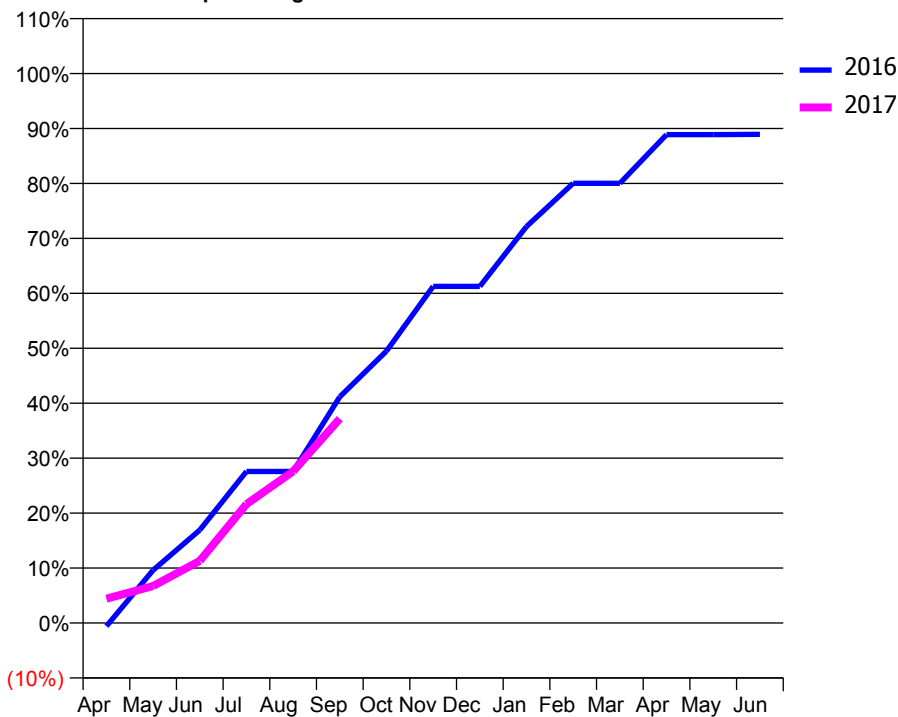
ACCESS*

Patients seen in 24 months	Total	Change since previous quarter
Quarter ending September 2015	591	
Quarter ending December 2015	597	→
Quarter ending March 2016	623	↑
Quarter ending June 2016	618	→
Quarter ending September 2016	634	↑
Variance since September 2015	7.3%	↑



ACTIVITY

Cumulative percentage of contracted UDA delivered 2016 & 2017



Adjusted Scheduled Activity (UDA)

Month	2016	2017
April	-11	80
May	175	122
June	307	206
July	500	393
August	500	501
September	747	675
October	898	
November	1,112	
December	1,112	
January	1,310	
February	1,452	
March	1,452	
April	1,613	
May	1,613	
June	1,614	

QUALITY

	Quantity	Base Number	Contract	AT	Region	England
% of FP17s for the same patient ID Re-attending within 3 months - Children	52	534	9.7%	10.4%	11.8%	12.4%
% of FP17s for the same patient ID Re-attending within 3 months - Adults	1	22	4.5%	16.1%	16.6%	16.7%
% of FP17s for the same patient ID Re-attending between 3 & 9 months - Children	371	534	69.5%	58.5%	60.2%	57.4%
% of FP17s for the same patient ID Re-attending between 3 & 9 months - Adults	14	22	63.6%	49.6%	52.0%	50.5%
% of FP17s for Band 1 Urgent Courses	10	437	2.3%	10.6%	9.4%	9.1%
% of FP17s Relating to Free Repair or Replacements	0	437	0.0%	0.9%	0.7%	0.8%
% of FP17s Relating to Continuations	0	437	0.0%	1.4%	1.2%	1.3%
% of Patients satisfied with the dentistry they have received	1	1	N/A	93.2%	93.6%	93.2%
% of Patients satisfied with the time they had to wait for an appointment	1	1	N/A	88.6%	89.1%	89.0%

* This is based on patients treated on this contract for their most recent course of treatment. Figures in italics indicate the base number of FP17s or Patient Questionnaire responses are less than 100. N/A is shown where the base number of responses is less than 10 during the period. % is calculated as Quantity/Base number*100

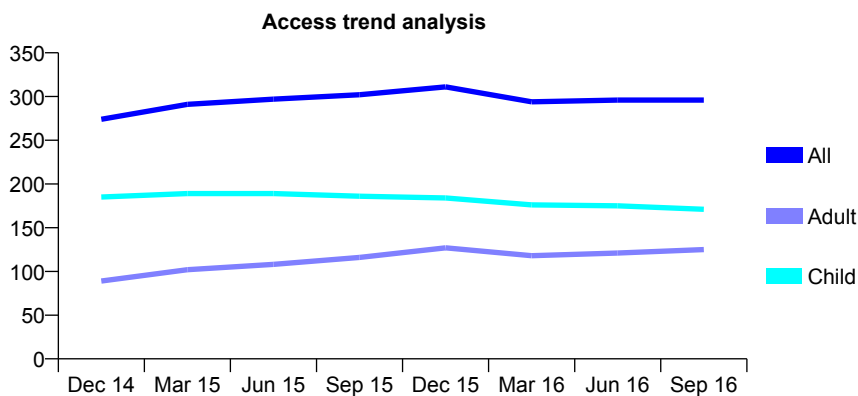
Q66 - Vital Signs At a Glance Contract Report for 745502/0001 - September 2016

Name or company name	MISS CB HEDGES
Contract type name	GDS Contract
Purpose of contract	General
Contract start date	01/04/2006
Contract end date	

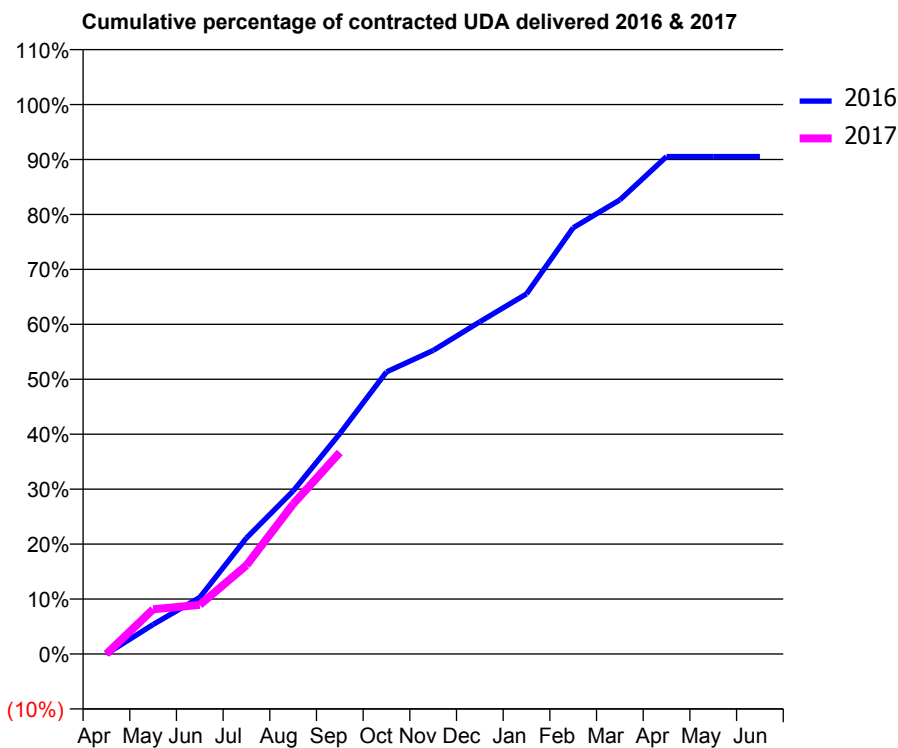
16/17 Contracted general activity (UDA)	749
Carry forward general activity (UDA)	0
16/17 Contracted orthodontic activity (UOA)	0
Carry forward orthodontic activity (UOA)	0
Baseline contract value	£20,002.18

ACCESS*

Patients seen in 24 months	Total	Change since previous quarter
Quarter ending September 2015	302	
Quarter ending December 2015	311	↑
Quarter ending March 2016	294	↓
Quarter ending June 2016	296	→
Quarter ending September 2016	296	→
Variance since September 2015	(2.0%)	↓



ACTIVITY



Month	Adjusted Scheduled Activity (UDA)	
	2016	2017
April	0	0
May	40	61
June	77	67
July	158	121
August	222	204
September	300	275
October	385	
November	414	
December	453	
January	491	
February	581	
March	619	
April	678	
May	678	
June	678	

QUALITY

	Quantity	Base Number	Contract	AT	Region	England
% of FP17s for the same patient ID Re-attending within 3 months - Children	17	168	10.1%	10.4%	11.8%	12.4%
% of FP17s for the same patient ID Re-attending within 3 months - Adults	6	79	7.6%	16.1%	16.6%	16.7%
% of FP17s for the same patient ID Re-attending between 3 & 9 months - Children	122	168	72.6%	58.5%	60.2%	57.4%
% of FP17s for the same patient ID Re-attending between 3 & 9 months - Adults	48	79	60.8%	49.6%	52.0%	50.5%
% of FP17s for Band 1 Urgent Courses	4	206	1.9%	10.6%	9.4%	9.1%
% of FP17s Relating to Free Repair or Replacements	0	206	0.0%	0.9%	0.7%	0.8%
% of FP17s Relating to Continuations	0	206	0.0%	1.4%	1.2%	1.3%
% of Patients satisfied with the dentistry they have received	1	1	N/A	93.2%	93.6%	93.2%
% of Patients satisfied with the time they had to wait for an appointment	1	1	N/A	88.6%	89.1%	89.0%

* This is based on patients treated on this contract for their most recent course of treatment. Figures in italics indicate the base number of FP17s or Patient Questionnaire responses are less than 100. N/A is shown where the base number of responses is less than 10 during the period. % is calculated as Quantity/Base number*100

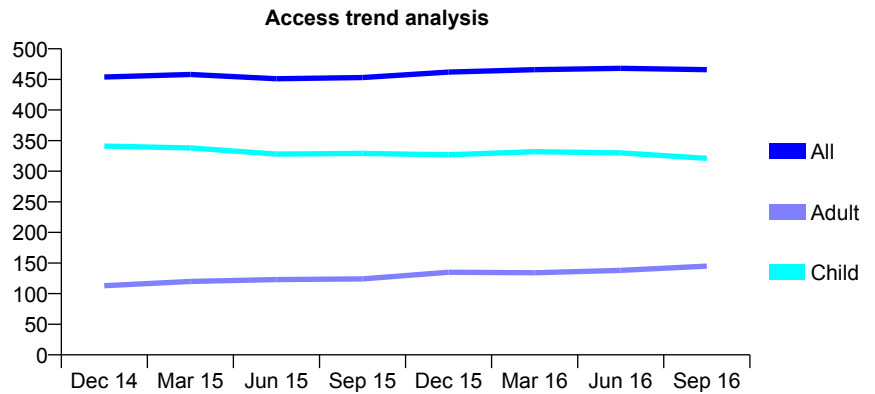
Q66 - Vital Signs At a Glance Contract Report for 745731/0001 - September 2016

Name or company name	MR MW BRAY
Contract type name	GDS Contract
Purpose of contract	General
Contract start date	01/04/2006
Contract end date	

16/17 Contracted general activity (UDA)	962
Carry forward general activity (UDA)	0
16/17 Contracted orthodontic activity (UOA)	0
Carry forward orthodontic activity (UOA)	0
Baseline contract value	£27,990.98

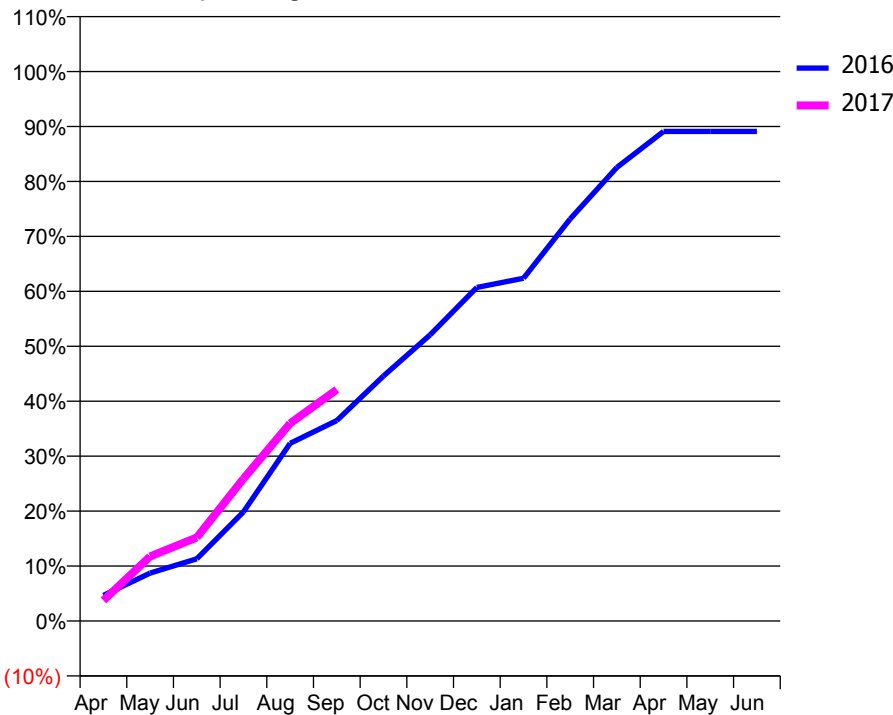
ACCESS*

Patients seen in 24 months	Total	Change since previous quarter
Quarter ending September 2015	453	
Quarter ending December 2015	462	→
Quarter ending March 2016	466	→
Quarter ending June 2016	468	→
Quarter ending September 2016	466	→
Variance since September 2015	2.9%	↑



ACTIVITY

Cumulative percentage of contracted UDA delivered 2016 & 2017



Month	Adjusted Scheduled Activity (UDA)	
	2016	2017
April	45	36
May	84	113
June	109	146
July	191	249
August	311	346
September	351	405
October	429	
November	501	
December	584	
January	600	
February	704	
March	794	
April	857	
May	857	
June	857	

QUALITY

	Quantity	Base Number	Contract	AT	Region	England
% of FP17s for the same patient ID Re-attending within 3 months - Children	14	306	4.6%	10.4%	11.8%	12.4%
% of FP17s for the same patient ID Re-attending within 3 months - Adults	6	98	6.1%	16.1%	16.6%	16.7%
% of FP17s for the same patient ID Re-attending between 3 & 9 months - Children	231	306	75.5%	58.5%	60.2%	57.4%
% of FP17s for the same patient ID Re-attending between 3 & 9 months - Adults	45	98	45.9%	49.6%	52.0%	50.5%
% of FP17s for Band 1 Urgent Courses	1	344	0.3%	10.6%	9.4%	9.1%
% of FP17s Relating to Free Repair or Replacements	0	344	0.0%	0.9%	0.7%	0.8%
% of FP17s Relating to Continuations	3	344	0.9%	1.4%	1.2%	1.3%
% of Patients satisfied with the dentistry they have received	2	2	N/A	93.2%	93.6%	93.2%
% of Patients satisfied with the time they had to wait for an appointment	2	2	N/A	88.6%	89.1%	89.0%

* This is based on patients treated on this contract for their most recent course of treatment. Figures in italics indicate the base number of FP17s or Patient Questionnaire responses are less than 100. N/A is shown where the base number of responses is less than 10 during the period. % is calculated as Quantity/Base number*100

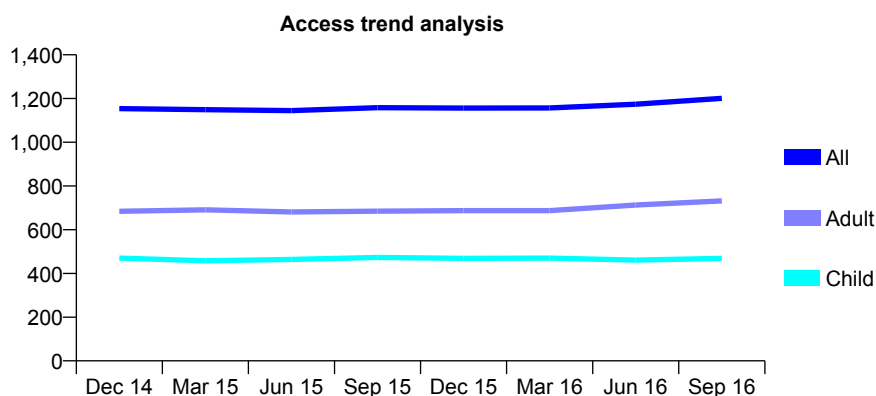
Q66 - Vital Signs At a Glance Contract Report for 749699/0001 - September 2016

Name or company name	MR AF KING
Contract type name	GDS Contract
Purpose of contract	General
Contract start date	01/04/2006
Contract end date	

16/17 Contracted general activity (UDA)	1,300
Carry forward general activity (UDA)	0
16/17 Contracted orthodontic activity (UOA)	0
Carry forward orthodontic activity (UOA)	0
Baseline contract value	£34,886.21

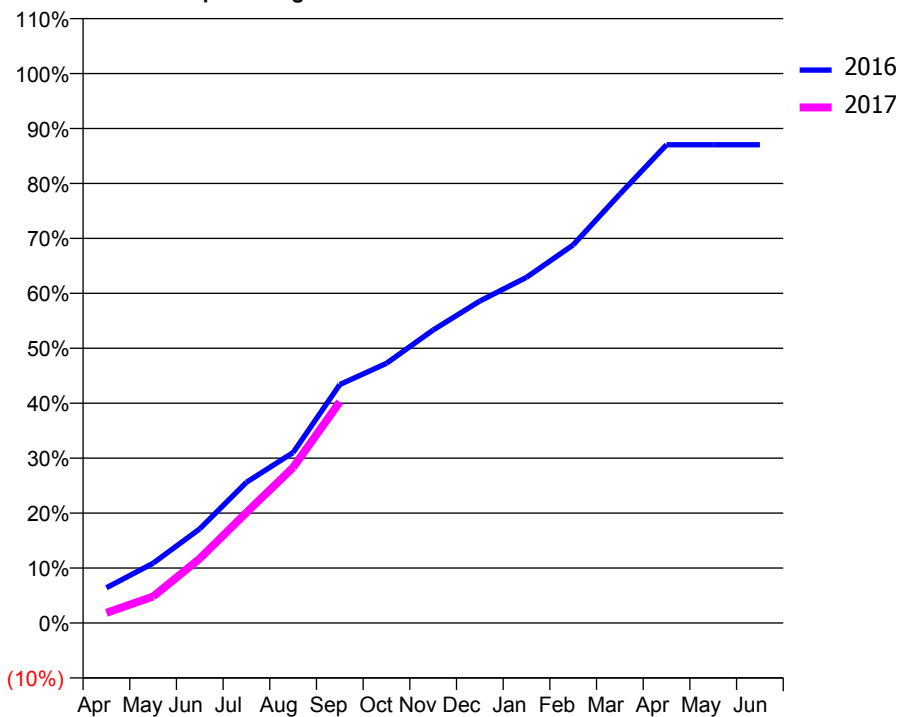
ACCESS*

Patients seen in 24 months	Total	Change since previous quarter
Quarter ending September 2015	1,158	
Quarter ending December 2015	1,156	→
Quarter ending March 2016	1,157	→
Quarter ending June 2016	1,174	→
Quarter ending September 2016	1,201	↑
Variance since September 2015	3.7%	↑



ACTIVITY

Cumulative percentage of contracted UDA delivered 2016 & 2017



Adjusted Scheduled Activity (UDA)

Month	2016	2017
April	83	24
May	141	63
June	223	153
July	333	261
August	403	368
September	564	523
October	614	
November	693	
December	762	
January	818	
February	894	
March	1,015	
April	1,131	
May	1,131	
June	1,131	

QUALITY

	Quantity	Base Number	Contract	AT	Region	England
% of FP17s for the same patient ID Re-attending within 3 months - Children	24	428	5.6%	10.4%	11.8%	12.4%
% of FP17s for the same patient ID Re-attending within 3 months - Adults	85	577	14.7%	16.1%	16.6%	16.7%
% of FP17s for the same patient ID Re-attending between 3 & 9 months - Children	274	428	64.0%	58.5%	60.2%	57.4%
% of FP17s for the same patient ID Re-attending between 3 & 9 months - Adults	288	577	49.9%	49.6%	52.0%	50.5%
% of FP17s for Band 1 Urgent Courses	16	292	5.5%	10.6%	9.4%	9.1%
% of FP17s Relating to Free Repair or Replacements	2	292	0.7%	0.9%	0.7%	0.8%
% of FP17s Relating to Continuations	0	292	0.0%	1.4%	1.2%	1.3%
% of Patients satisfied with the dentistry they have received	1	1	N/A	93.2%	93.6%	93.2%
% of Patients satisfied with the time they had to wait for an appointment	0	1	N/A	88.6%	89.1%	89.0%

* This is based on patients treated on this contract for their most recent course of treatment. Figures in italics indicate the base number of FP17s or Patient Questionnaire responses are less than 100. N/A is shown where the base number of responses is less than 10 during the period. % is calculated as Quantity/Base number*100

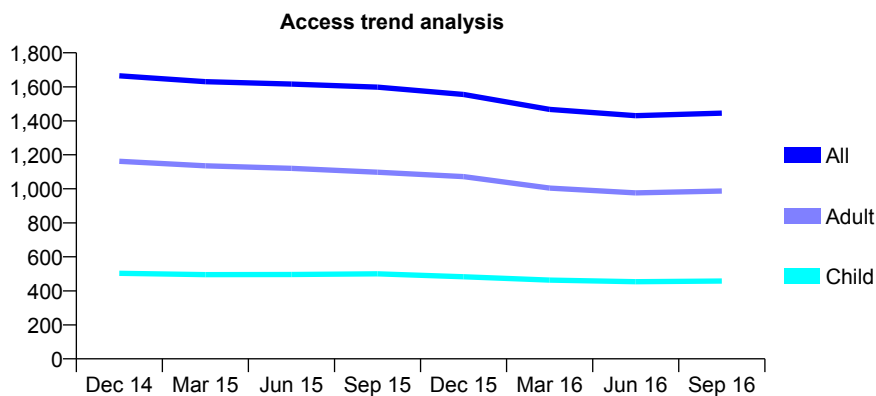
Q66 - Vital Signs At a Glance Contract Report for 752029/0002 - September 2016

Name or company name	MR PD JINKS
Contract type name	GDS Contract
Purpose of contract	General and Orthodontic
Contract start date	01/04/2011
Contract end date	

16/17 Contracted general activity (UDA)	4,810
Carry forward general activity (UDA)	0
16/17 Contracted orthodontic activity (UOA)	382
Carry forward orthodontic activity (UOA)	0
Baseline contract value	£149,209.06

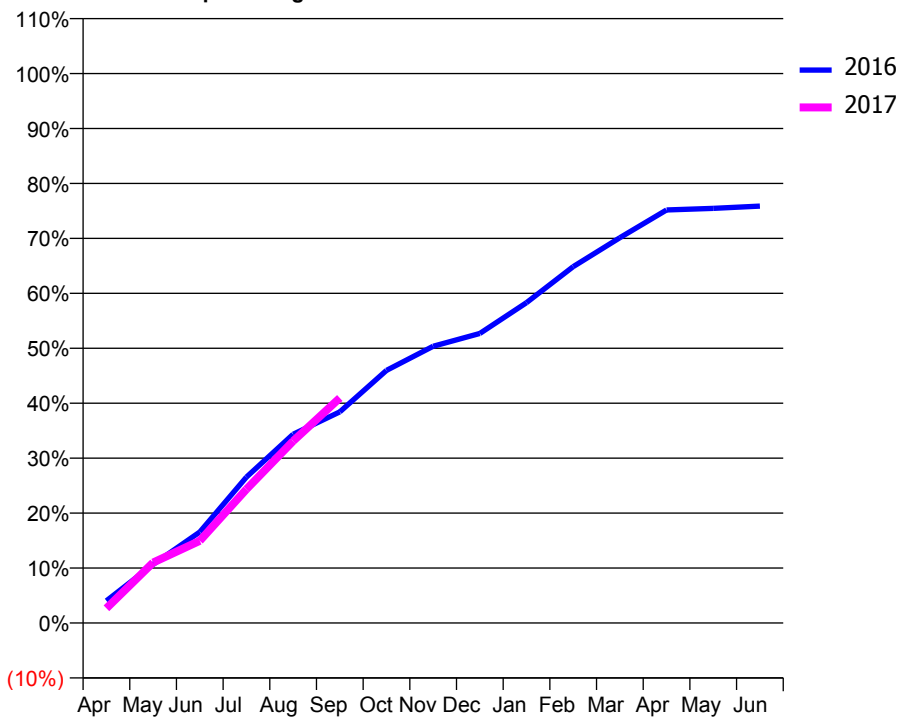
ACCESS*

Patients seen in 24 months	Total	Change since previous quarter
Quarter ending September 2015	1,598	
Quarter ending December 2015	1,555	↓
Quarter ending March 2016	1,467	↓
Quarter ending June 2016	1,430	↓
Quarter ending September 2016	1,445	→
Variance since September 2015	(9.6%)	↓



ACTIVITY

Cumulative percentage of contracted UDA delivered 2016 & 2017



Month	Adjusted Scheduled Activity (UDA)	
	2016	2017
April	227	129
May	599	529
June	930	720
July	1,490	1,171
August	1,927	1,593
September	2,155	1,970
October	2,580	
November	2,826	
December	2,956	
January	3,271	
February	3,638	
March	3,933	
April	4,217	
May	4,233	
June	4,257	

QUALITY

	Quantity	Base Number	Contract	AT	Region	England
% of FP17s for the same patient ID Re-attending within 3 months - Children	21	338	6.2%	10.4%	11.8%	12.4%
% of FP17s for the same patient ID Re-attending within 3 months - Adults	109	700	15.6%	16.1%	16.6%	16.7%
% of FP17s for the same patient ID Re-attending between 3 & 9 months - Children	175	338	51.8%	58.5%	60.2%	57.4%
% of FP17s for the same patient ID Re-attending between 3 & 9 months - Adults	348	700	49.7%	49.6%	52.0%	50.5%
% of FP17s for Band 1 Urgent Courses	24	881	2.7%	10.6%	9.4%	9.1%
% of FP17s Relating to Free Repair or Replacements	4	881	0.5%	0.9%	0.7%	0.8%
% of FP17s Relating to Continuations	40	881	4.5%	1.4%	1.2%	1.3%
% of Patients satisfied with the dentistry they have received	1	1	N/A	93.2%	93.6%	93.2%
% of Patients satisfied with the time they had to wait for an appointment	1	1	N/A	88.6%	89.1%	89.0%

* This is based on patients treated on this contract for their most recent course of treatment. Figures in italics indicate the base number of FP17s or Patient Questionnaire responses are less than 100. N/A is shown where the base number of responses is less than 10 during the period. % is calculated as Quantity/Base number*100

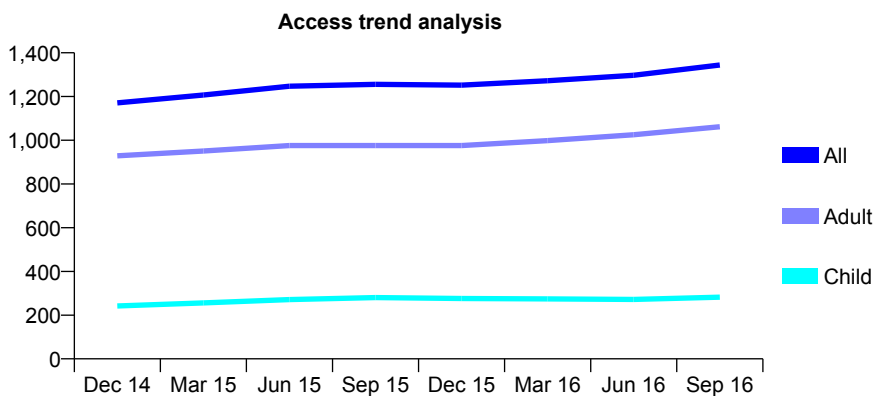
Q66 - Vital Signs At a Glance Contract Report for 753785/0001 - September 2016

Name or company name	MR RJ PRINGLE
Contract type name	GDS Contract
Purpose of contract	General
Contract start date	01/04/2006
Contract end date	

16/17 Contracted general activity (UDA)	3,427
Carry forward general activity (UDA)	36
16/17 Contracted orthodontic activity (UOA)	0
Carry forward orthodontic activity (UOA)	0
Baseline contract value	£90,657.20

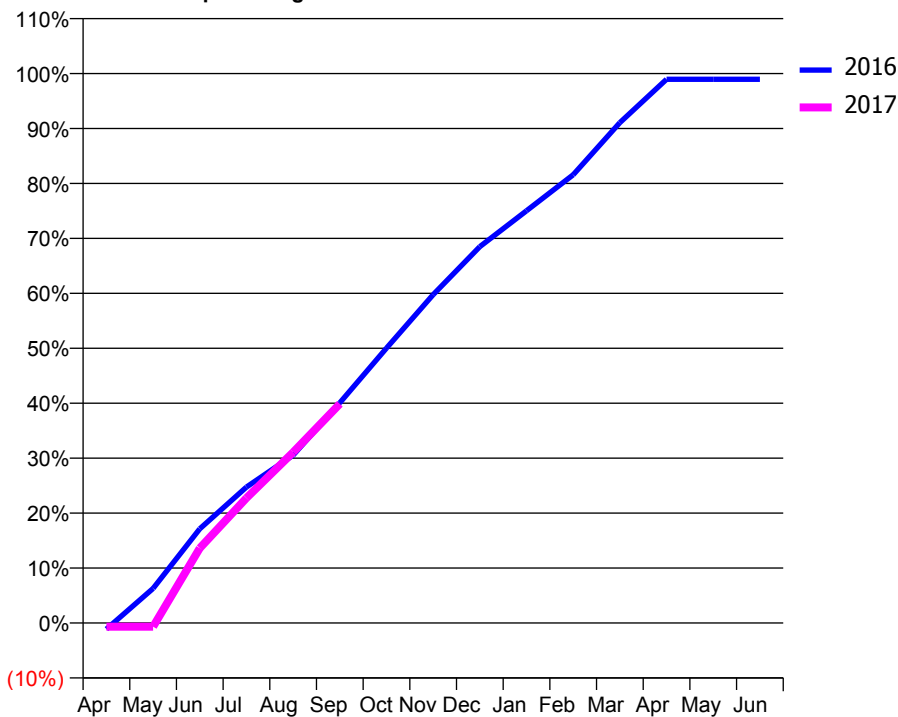
ACCESS*

Patients seen in 24 months	Total	Change since previous quarter
Quarter ending September 2015	1,256	
Quarter ending December 2015	1,252	→
Quarter ending March 2016	1,272	→
Quarter ending June 2016	1,297	→
Quarter ending September 2016	1,344	↑
Variance since September 2015	7.0%	↑



ACTIVITY

Cumulative percentage of contracted UDA delivered 2016 & 2017



Adjusted Scheduled Activity (UDA)

Month	2016	2017
April	-39	-24
May	215	-24
June	587	467
July	848	780
August	1,047	1,065
September	1,373	1,367
October	1,714	
November	2,048	
December	2,347	
January	2,571	
February	2,795	
March	3,121	
April	3,391	
May	3,391	
June	3,391	

QUALITY

	Quantity	Base Number	Contract	AT	Region	England
% of FP17s for the same patient ID Re-attending within 3 months - Children	10	203	4.9%	10.4%	11.8%	12.4%
% of FP17s for the same patient ID Re-attending within 3 months - Adults	96	781	12.3%	16.1%	16.6%	16.7%
% of FP17s for the same patient ID Re-attending between 3 & 9 months - Children	113	203	55.7%	58.5%	60.2%	57.4%
% of FP17s for the same patient ID Re-attending between 3 & 9 months - Adults	389	781	49.8%	49.6%	52.0%	50.5%
% of FP17s for Band 1 Urgent Courses	65	833	7.8%	10.6%	9.4%	9.1%
% of FP17s Relating to Free Repair or Replacements	2	833	0.2%	0.9%	0.7%	0.8%
% of FP17s Relating to Continuations	7	833	0.8%	1.4%	1.2%	1.3%
% of Patients satisfied with the dentistry they have received	3	3	N/A	93.2%	93.6%	93.2%
% of Patients satisfied with the time they had to wait for an appointment	3	3	N/A	88.6%	89.1%	89.0%

* This is based on patients treated on this contract for their most recent course of treatment. Figures in italics indicate the base number of FP17s or Patient Questionnaire responses are less than 100. N/A is shown where the base number of responses is less than 10 during the period. % is calculated as Quantity/Base number*100

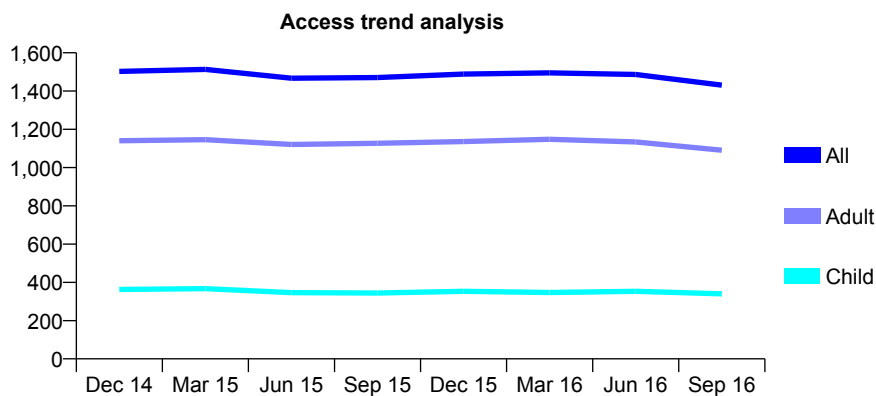
Q66 - Vital Signs At a Glance Contract Report for 753793/0001 - September 2016

Name or company name	MISS KA BABOS
Contract type name	GDS Contract
Purpose of contract	General
Contract start date	01/04/2006
Contract end date	

16/17 Contracted general activity (UDA)	4,500
Carry forward general activity (UDA)	166
16/17 Contracted orthodontic activity (UOA)	0
Carry forward orthodontic activity (UOA)	0
Baseline contract value	£134,095.47

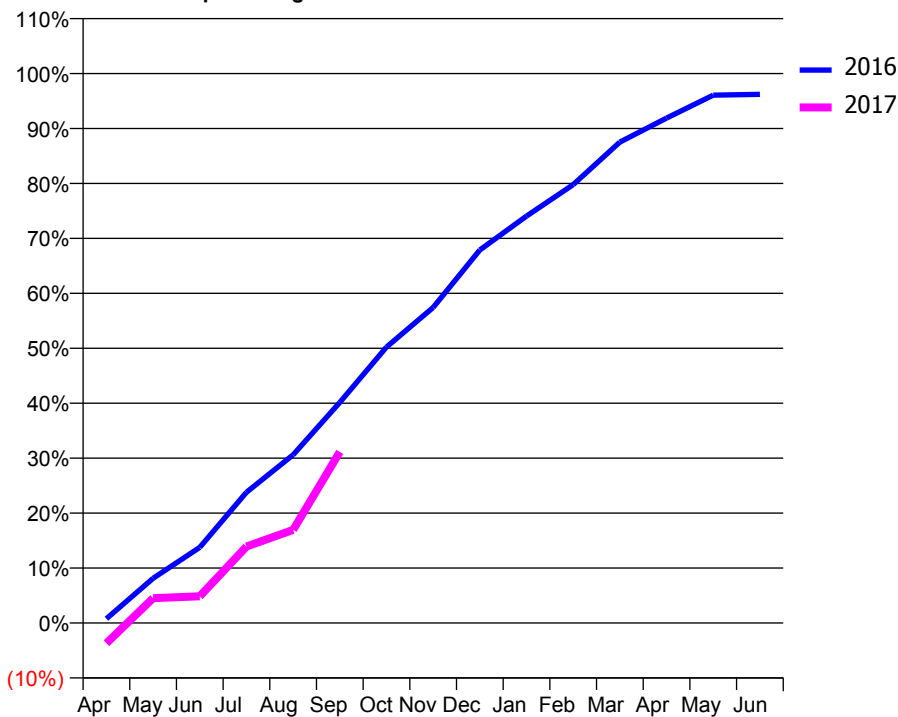
ACCESS*

Patients seen in 24 months	Total	Change since previous quarter
Quarter ending September 2015	1,471	
Quarter ending December 2015	1,489	→
Quarter ending March 2016	1,495	→
Quarter ending June 2016	1,487	→
Quarter ending September 2016	1,431	↓
Variance since September 2015	(2.7%)	↓



ACTIVITY

Cumulative percentage of contracted UDA delivered 2016 & 2017



Month	Adjusted Scheduled Activity (UDA)	
	2016	2017
April	35	-166
May	366	204
June	620	219
July	1,071	627
August	1,377	763
September	1,806	1,401
October	2,260	
November	2,584	
December	3,055	
January	3,332	
February	3,590	
March	3,938	
April	4,135	
May	4,322	
June	4,330	

QUALITY

	Quantity	Base Number	Contract	AT	Region	England
% of FP17s for the same patient ID Re-attending within 3 months - Children	2	171	1.2%	10.4%	11.8%	12.4%
% of FP17s for the same patient ID Re-attending within 3 months - Adults	105	543	19.3%	16.1%	16.6%	16.7%
% of FP17s for the same patient ID Re-attending between 3 & 9 months - Children	47	171	27.5%	58.5%	60.2%	57.4%
% of FP17s for the same patient ID Re-attending between 3 & 9 months - Adults	160	543	29.5%	49.6%	52.0%	50.5%
% of FP17s for Band 1 Urgent Courses	79	581	13.6%	10.6%	9.4%	9.1%
% of FP17s Relating to Free Repair or Replacements	9	581	1.5%	0.9%	0.7%	0.8%
% of FP17s Relating to Continuations	10	581	1.7%	1.4%	1.2%	1.3%
% of Patients satisfied with the dentistry they have received	3	3	N/A	93.2%	93.6%	93.2%
% of Patients satisfied with the time they had to wait for an appointment	3	3	N/A	88.6%	89.1%	89.0%

* This is based on patients treated on this contract for their most recent course of treatment. Figures in italics indicate the base number of FP17s or Patient Questionnaire responses are less than 100. N/A is shown where the base number of responses is less than 10 during the period. % is calculated as Quantity/Base number*100

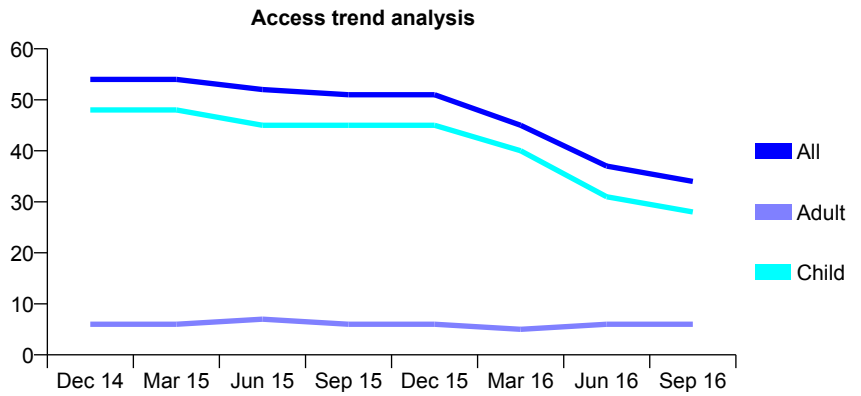
Q66 - Vital Signs At a Glance Contract Report for 762148/0001 - September 2016

Name or company name	MR V MIRZAYAN
Contract type name	GDS Contract
Purpose of contract	General
Contract start date	01/04/2006
Contract end date	

16/17 Contracted general activity (UDA)	92
Carry forward general activity (UDA)	0
16/17 Contracted orthodontic activity (UOA)	0
Carry forward orthodontic activity (UOA)	0
Baseline contract value	£2,745.56

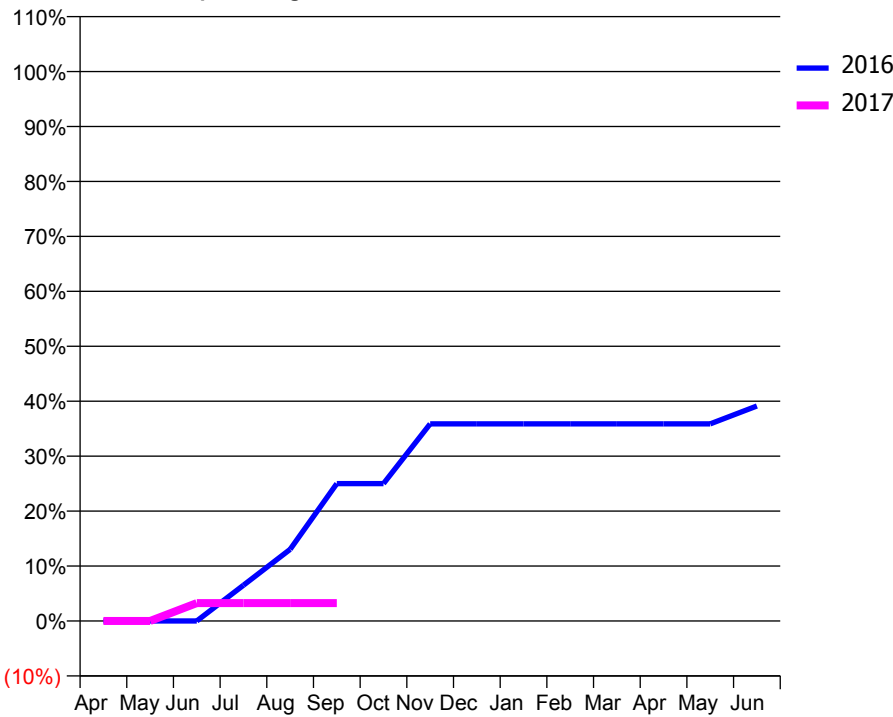
ACCESS*

Patients seen in 24 months	Total	Change since previous quarter
Quarter ending September 2015	51	
Quarter ending December 2015	51	→
Quarter ending March 2016	45	↓
Quarter ending June 2016	37	↓
Quarter ending September 2016	34	↓
Variance since September 2015	(33.3%)	↓



ACTIVITY

Cumulative percentage of contracted UDA delivered 2016 & 2017



Month	Adjusted Scheduled Activity (UDA)	
	2016	2017
April	0	0
May	0	0
June	0	3
July	6	3
August	12	3
September	23	3
October	23	
November	33	
December	33	
January	33	
February	33	
March	33	
April	33	
May	33	
June	36	

QUALITY

	Quantity	Base Number	Contract	AT	Region	England
% of FP17s for the same patient ID Re-attending within 3 months - Children	1	5	20.0%	10.4%	11.8%	12.4%
% of FP17s for the same patient ID Re-attending within 3 months - Adults	0	0	N/A	16.1%	16.6%	16.7%
% of FP17s for the same patient ID Re-attending between 3 & 9 months - Children	2	5	40.0%	58.5%	60.2%	57.4%
% of FP17s for the same patient ID Re-attending between 3 & 9 months - Adults	0	0	N/A	49.6%	52.0%	50.5%
% of FP17s for Band 1 Urgent Courses	0	3	0.0%	10.6%	9.4%	9.1%
% of FP17s Relating to Free Repair or Replacements	0	3	0.0%	0.9%	0.7%	0.8%
% of FP17s Relating to Continuations	0	3	0.0%	1.4%	1.2%	1.3%
% of Patients satisfied with the dentistry they have received	0	0	N/A	93.2%	93.6%	93.2%
% of Patients satisfied with the time they had to wait for an appointment	0	0	N/A	88.6%	89.1%	89.0%

* This is based on patients treated on this contract for their most recent course of treatment. Figures in italics indicate the base number of FP17s or Patient Questionnaire responses are less than 100. N/A is shown where the base number of responses is less than 10 during the period. % is calculated as Quantity/Base number*100

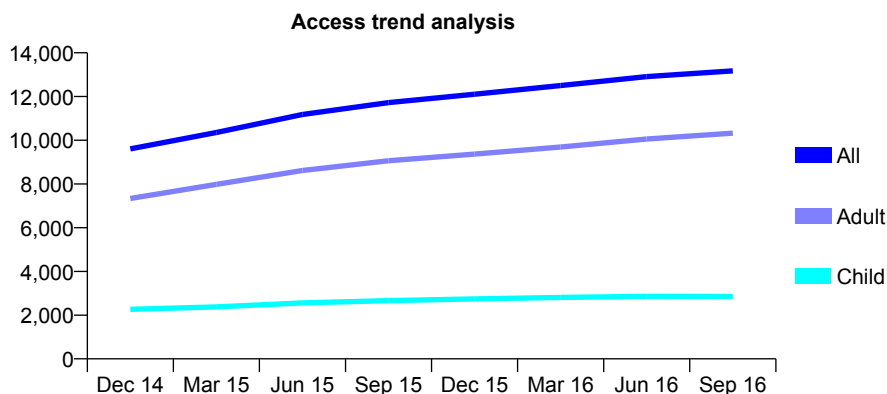
Q66 - Vital Signs At a Glance Contract Report for 762520/0001 - September 2016

Name or company name	MR AJ CURTIS
Contract type name	Pilot Contract
Purpose of contract	General and Orthodontic
Contract start date	01/09/2013
Contract end date	

16/17 Contracted general activity (UDA)	31,724
Carry forward general activity (UDA)	0
16/17 Contracted orthodontic activity (UOA)	1,000
Carry forward orthodontic activity (UOA)	0
Baseline contract value	£964,878.07

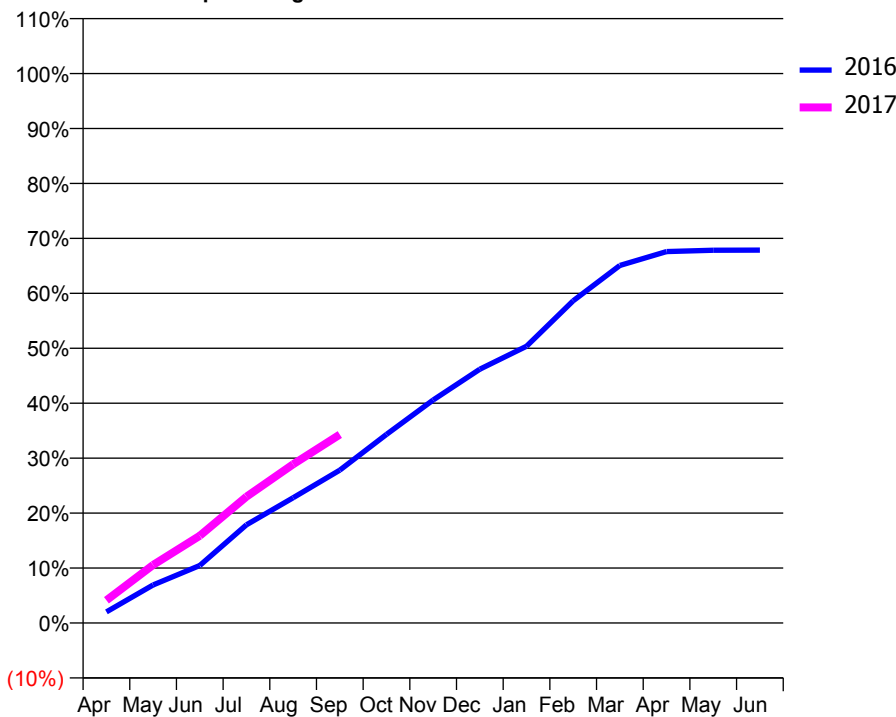
ACCESS*

Patients seen in 24 months	Total	Change since previous quarter
Quarter ending September 2015	11,724	
Quarter ending December 2015	12,104	↑
Quarter ending March 2016	12,503	↑
Quarter ending June 2016	12,909	↑
Quarter ending September 2016	13,173	↑
Variance since September 2015	12.4%	↑



ACTIVITY

Cumulative percentage of contracted UDA delivered 2016 & 2017



Adjusted Scheduled Activity (UDA)

Month	2016	2017
April	639	1,316
May	2,197	3,349
June	3,324	5,041
July	5,670	7,293
August	7,236	9,166
September	8,825	10,885
October	10,893	
November	12,876	
December	14,654	
January	15,977	
February	18,601	
March	20,646	
April	21,448	
May	21,521	
June	21,526	

QUALITY

	Quantity	Base Number	Contract	AT	Region	England
% of FP17s for the same patient ID Re-attending within 3 months - Children	138	1,718	8.0%	10.4%	11.8%	12.4%
% of FP17s for the same patient ID Re-attending within 3 months - Adults	1,080	5,830	18.5%	16.1%	16.6%	16.7%
% of FP17s for the same patient ID Re-attending between 3 & 9 months - Children	564	1,718	32.8%	58.5%	60.2%	57.4%
% of FP17s for the same patient ID Re-attending between 3 & 9 months - Adults	1,516	5,830	26.0%	49.6%	52.0%	50.5%
% of FP17s for Band 1 Urgent Courses	860	6,185	13.9%	10.6%	9.4%	9.1%
% of FP17s Relating to Free Repair or Replacements	58	6,185	0.9%	0.9%	0.7%	0.8%
% of FP17s Relating to Continuations	43	6,185	0.7%	1.4%	1.2%	1.3%
% of Patients satisfied with the dentistry they have received	8	8	N/A	93.2%	93.6%	93.2%
% of Patients satisfied with the time they had to wait for an appointment	7	8	N/A	88.6%	89.1%	89.0%

* This is based on patients treated on this contract for their most recent course of treatment. Figures in italics indicate the base number of FP17s or Patient Questionnaire responses are less than 100. N/A is shown where the base number of responses is less than 10 during the period. % is calculated as Quantity/Base number*100

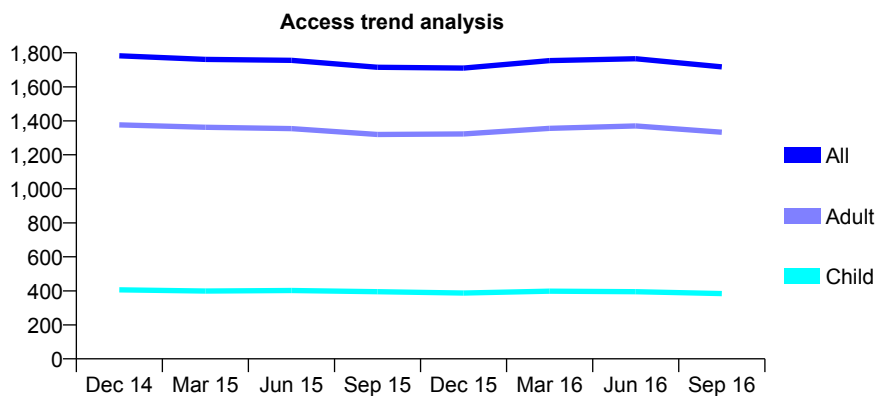
Q66 - Vital Signs At a Glance Contract Report for 763969/0001 - September 2016

Name or company name	MR V AVAKIAN
Contract type name	GDS Contract
Purpose of contract	General
Contract start date	01/04/2006
Contract end date	

16/17 Contracted general activity (UDA)	6,526
Carry forward general activity (UDA)	207
16/17 Contracted orthodontic activity (UOA)	0
Carry forward orthodontic activity (UOA)	0
Baseline contract value	£160,178.96

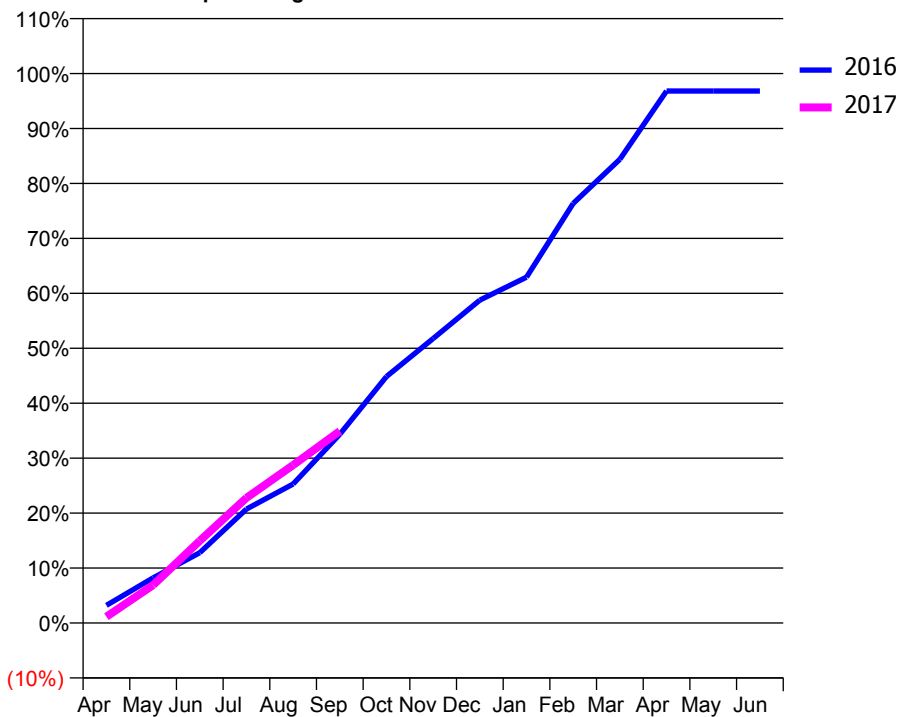
ACCESS*

Patients seen in 24 months	Total	Change since previous quarter
Quarter ending September 2015	1,715	
Quarter ending December 2015	1,710	→
Quarter ending March 2016	1,754	↑
Quarter ending June 2016	1,765	→
Quarter ending September 2016	1,717	↓
Variance since September 2015	0.1%	→



ACTIVITY

Cumulative percentage of contracted UDA delivered 2016 & 2017



Adjusted Scheduled Activity (UDA)

Month	2016	2017
April	209	75
May	536	450
June	835	976
July	1,354	1,487
August	1,651	1,876
September	2,241	2,280
October	2,928	
November	3,378	
December	3,834	
January	4,108	
February	4,983	
March	5,507	
April	6,319	
May	6,319	
June	6,319	

QUALITY

	Quantity	Base Number	Contract	AT	Region	England
% of FP17s for the same patient ID Re-attending within 3 months - Children	24	299	8.0%	10.4%	11.8%	12.4%
% of FP17s for the same patient ID Re-attending within 3 months - Adults	149	1,114	13.4%	16.1%	16.6%	16.7%
% of FP17s for the same patient ID Re-attending between 3 & 9 months - Children	217	299	72.6%	58.5%	60.2%	57.4%
% of FP17s for the same patient ID Re-attending between 3 & 9 months - Adults	757	1,114	68.0%	49.6%	52.0%	50.5%
% of FP17s for Band 1 Urgent Courses	56	1,120	5.0%	10.6%	9.4%	9.1%
% of FP17s Relating to Free Repair or Replacements	0	1,120	0.0%	0.9%	0.7%	0.8%
% of FP17s Relating to Continuations	26	1,120	2.3%	1.4%	1.2%	1.3%
% of Patients satisfied with the dentistry they have received	10	10	100.0%	93.2%	93.6%	93.2%
% of Patients satisfied with the time they had to wait for an appointment	9	10	90.0%	88.6%	89.1%	89.0%

* This is based on patients treated on this contract for their most recent course of treatment. Figures in italics indicate the base number of FP17s or Patient Questionnaire responses are less than 100. N/A is shown where the base number of responses is less than 10 during the period. % is calculated as Quantity/Base number*100

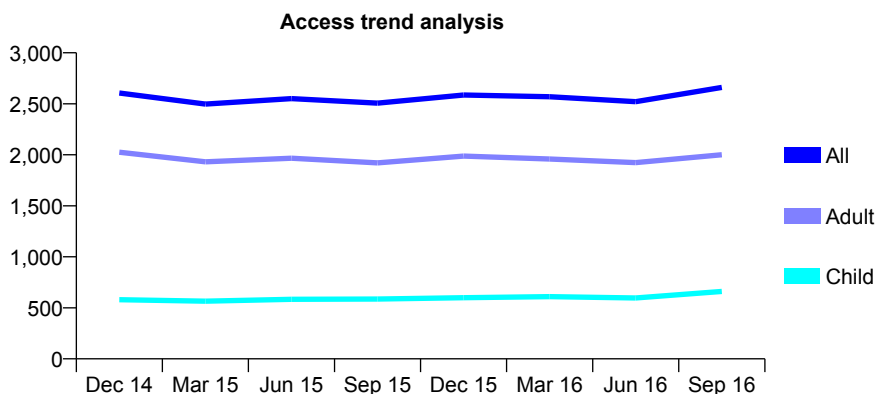
Q66 - Vital Signs At a Glance Contract Report for 789062/0001 - September 2016

Name or company name	MS E ZAJKOWSKA-STEPIEN
Contract type name	GDS Contract
Purpose of contract	General
Contract start date	01/02/2008
Contract end date	

16/17 Contracted general activity (UDA)	9,567
Carry forward general activity (UDA)	-191
16/17 Contracted orthodontic activity (UOA)	0
Carry forward orthodontic activity (UOA)	0
Baseline contract value	£243,157.34

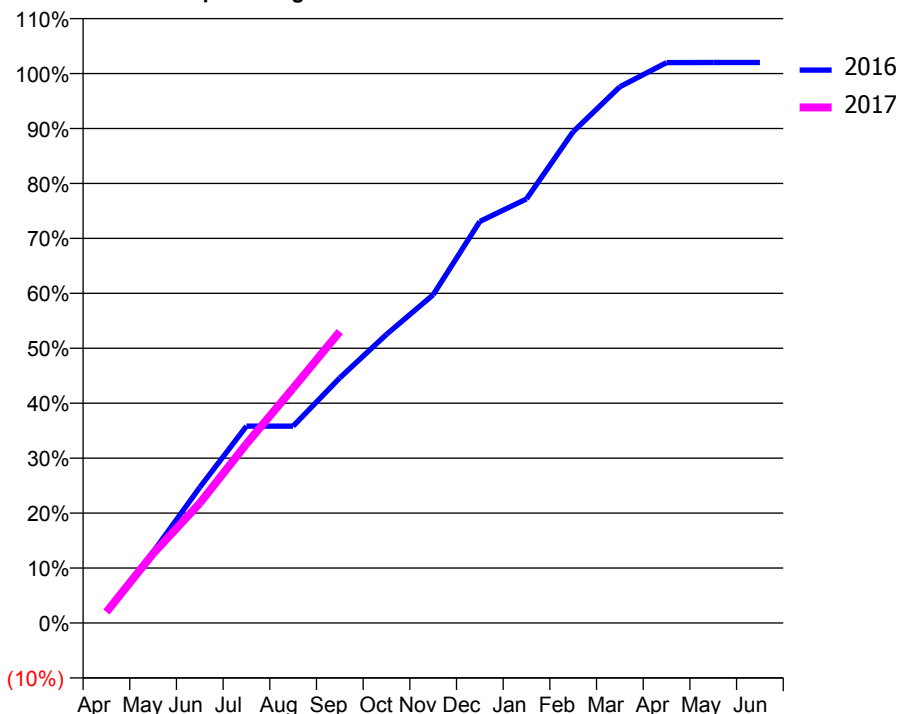
ACCESS*

Patients seen in 24 months	Total	Change since previous quarter
Quarter ending September 2015	2,507	
Quarter ending December 2015	2,586	↑
Quarter ending March 2016	2,569	→
Quarter ending June 2016	2,521	↓
Quarter ending September 2016	2,661	↑
Variance since September 2015	6.1%	↑



ACTIVITY

Cumulative percentage of contracted UDA delivered 2016 & 2017



Month	Adjusted Scheduled Activity (UDA)	
	2016	2017
April	210	191
May	1,236	1,209
June	2,363	2,086
July	3,429	3,120
August	3,429	4,089
September	4,269	5,075
October	5,024	
November	5,716	
December	6,991	
January	7,385	
February	8,554	
March	9,337	
April	9,756	
May	9,759	
June	9,759	

QUALITY

	Quantity	Base Number	Contract	AT	Region	England
% of FP17s for the same patient ID Re-attending within 3 months - Children	22	459	4.8%	10.4%	11.8%	12.4%
% of FP17s for the same patient ID Re-attending within 3 months - Adults	179	1,526	11.7%	16.1%	16.6%	16.7%
% of FP17s for the same patient ID Re-attending between 3 & 9 months - Children	233	459	50.8%	58.5%	60.2%	57.4%
% of FP17s for the same patient ID Re-attending between 3 & 9 months - Adults	888	1,526	58.2%	49.6%	52.0%	50.5%
% of FP17s for Band 1 Urgent Courses	100	1,852	5.4%	10.6%	9.4%	9.1%
% of FP17s Relating to Free Repair or Replacements	4	1,852	0.2%	0.9%	0.7%	0.8%
% of FP17s Relating to Continuations	23	1,852	1.2%	1.4%	1.2%	1.3%
% of Patients satisfied with the dentistry they have received	5	5	N/A	93.2%	93.6%	93.2%
% of Patients satisfied with the time they had to wait for an appointment	4	5	N/A	88.6%	89.1%	89.0%

* This is based on patients treated on this contract for their most recent course of treatment. Figures in italics indicate the base number of FP17s or Patient Questionnaire responses are less than 100. N/A is shown where the base number of responses is less than 10 during the period. % is calculated as Quantity/Base number*100

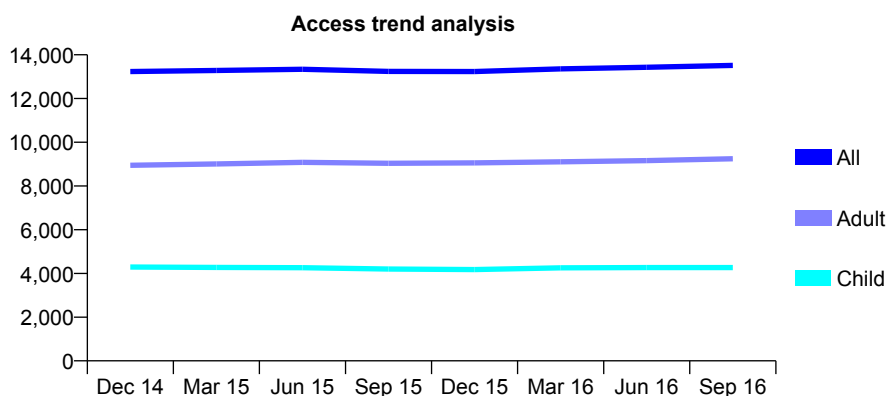
Q66 - Vital Signs At a Glance Contract Report for 801399/0001 - September 2016

Name or company name	MR R SMITH
Contract type name	GDS Contract
Purpose of contract	General
Contract start date	01/04/2006
Contract end date	

16/17 Contracted general activity (UDA)	34,255
Carry forward general activity (UDA)	0
16/17 Contracted orthodontic activity (UOA)	0
Carry forward orthodontic activity (UOA)	0
Baseline contract value	£790,961.20

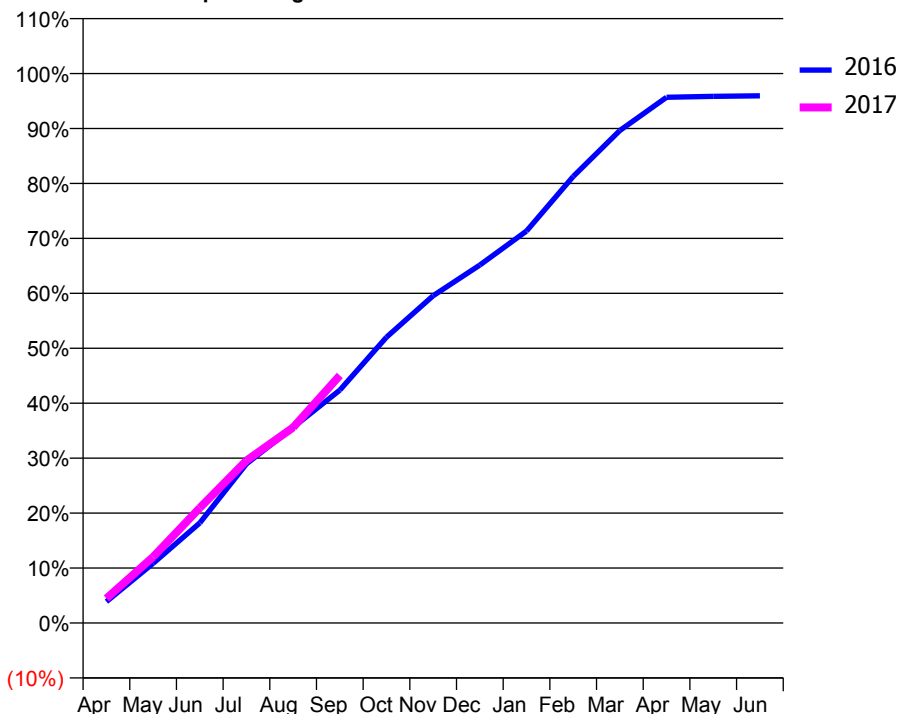
ACCESS*

Patients seen in 24 months	Total	Change since previous quarter
Quarter ending September 2015	13,241	
Quarter ending December 2015	13,234	→
Quarter ending March 2016	13,358	→
Quarter ending June 2016	13,429	→
Quarter ending September 2016	13,512	→
Variance since September 2015	2.0%	↑



ACTIVITY

Cumulative percentage of contracted UDA delivered 2016 & 2017



Month	Adjusted Scheduled Activity (UDA)	
	2016	2017
April	1,425	1,534
May	3,968	4,123
June	6,651	7,178
July	10,575	10,127
August	13,000	12,189
September	15,473	15,429
October	18,989	
November	21,737	
December	23,778	
January	26,032	
February	29,660	
March	32,718	
April	34,922	
May	34,985	
June	35,015	

QUALITY

	Quantity	Base Number	Contract	AT	Region	England
% of FP17s for the same patient ID Re-attending within 3 months - Children	165	3,116	5.3%	10.4%	11.8%	12.4%
% of FP17s for the same patient ID Re-attending within 3 months - Adults	809	6,456	12.5%	16.1%	16.6%	16.7%
% of FP17s for the same patient ID Re-attending between 3 & 9 months - Children	1,687	3,116	54.1%	58.5%	60.2%	57.4%
% of FP17s for the same patient ID Re-attending between 3 & 9 months - Adults	3,455	6,456	53.5%	49.6%	52.0%	50.5%
% of FP17s for Band 1 Urgent Courses	589	8,360	7.0%	10.6%	9.4%	9.1%
% of FP17s Relating to Free Repair or Replacements	54	8,360	0.6%	0.9%	0.7%	0.8%
% of FP17s Relating to Continuations	101	8,360	1.2%	1.4%	1.2%	1.3%
% of Patients satisfied with the dentistry they have received	18	18	100.0%	93.2%	93.6%	93.2%
% of Patients satisfied with the time they had to wait for an appointment	18	18	100.0%	88.6%	89.1%	89.0%

* This is based on patients treated on this contract for their most recent course of treatment. Figures in italics indicate the base number of FP17s or Patient Questionnaire responses are less than 100. N/A is shown where the base number of responses is less than 10 during the period. % is calculated as Quantity/Base number*100

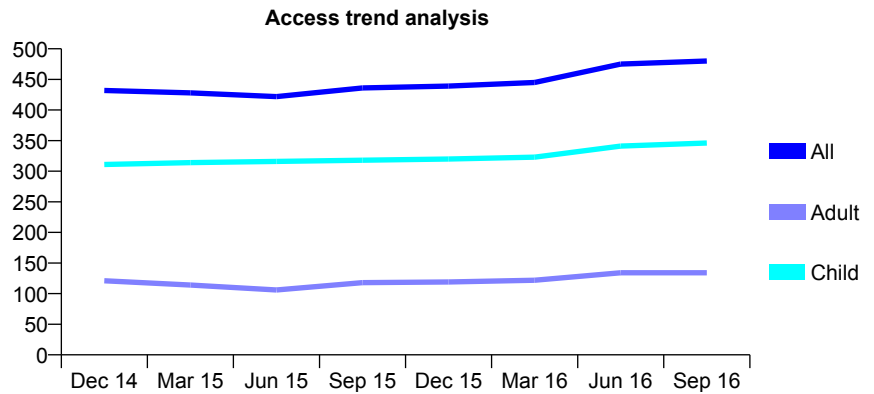
Q66 - Vital Signs At a Glance Contract Report for 801593/0001 - September 2016

Name or company name	MR P IRISH
Contract type name	GDS Contract
Purpose of contract	General
Contract start date	01/04/2006
Contract end date	

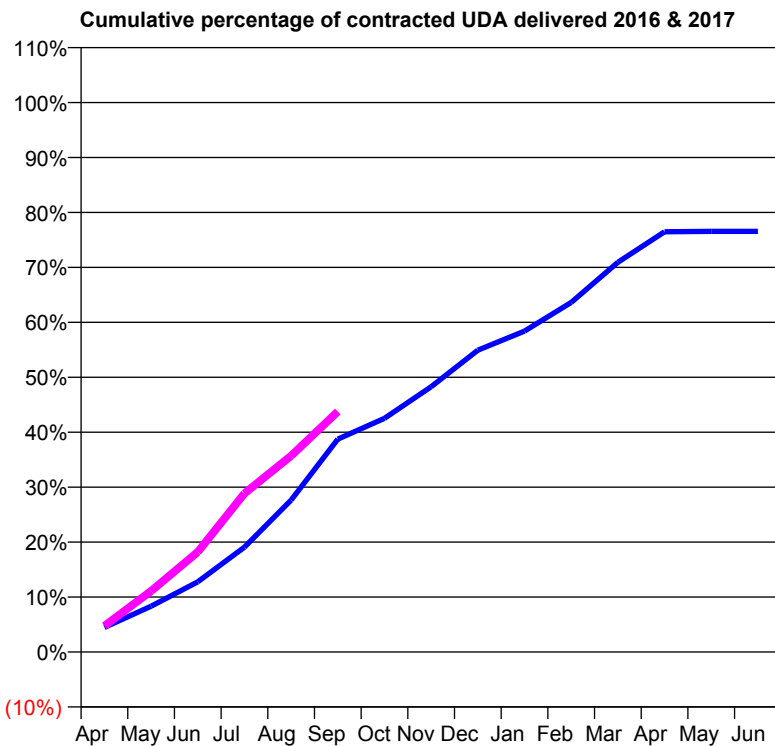
16/17 Contracted general activity (UDA)	1,450
Carry forward general activity (UDA)	0
16/17 Contracted orthodontic activity (UOA)	0
Carry forward orthodontic activity (UOA)	0
Baseline contract value	£38,900.88

ACCESS*

Patients seen in 24 months	Total	Change since previous quarter
Quarter ending September 2015	436	
Quarter ending December 2015	439	→
Quarter ending March 2016	445	→
Quarter ending June 2016	475	↑
Quarter ending September 2016	480	→
Variance since September 2015	10.1%	↑



ACTIVITY



Month	Adjusted Scheduled Activity (UDA)	
	2016	2017
April	65	69
May	121	161
June	185	264
July	277	418
August	401	518
September	562	635
October	617	
November	700	
December	796	
January	847	
February	922	
March	1,028	
April	1,109	
May	1,110	
June	1,110	

QUALITY

	Quantity	Base Number	Contract	AT	Region	England
% of FP17s for the same patient ID Re-attending within 3 months - Children	47	299	15.7%	10.4%	11.8%	12.4%
% of FP17s for the same patient ID Re-attending within 3 months - Adults	36	106	34.0%	16.1%	16.6%	16.7%
% of FP17s for the same patient ID Re-attending between 3 & 9 months - Children	142	299	47.5%	58.5%	60.2%	57.4%
% of FP17s for the same patient ID Re-attending between 3 & 9 months - Adults	25	106	23.6%	49.6%	52.0%	50.5%
% of FP17s for Band 1 Urgent Courses	48	353	13.6%	10.6%	9.4%	9.1%
% of FP17s Relating to Free Repair or Replacements	0	353	0.0%	0.9%	0.7%	0.8%
% of FP17s Relating to Continuations	0	353	0.0%	1.4%	1.2%	1.3%
% of Patients satisfied with the dentistry they have received	0	0	N/A	93.2%	93.6%	93.2%
% of Patients satisfied with the time they had to wait for an appointment	0	0	N/A	88.6%	89.1%	89.0%

* This is based on patients treated on this contract for their most recent course of treatment. Figures in italics indicate the base number of FP17s or Patient Questionnaire responses are less than 100. N/A is shown where the base number of responses is less than 10 during the period. % is calculated as Quantity/Base number*100

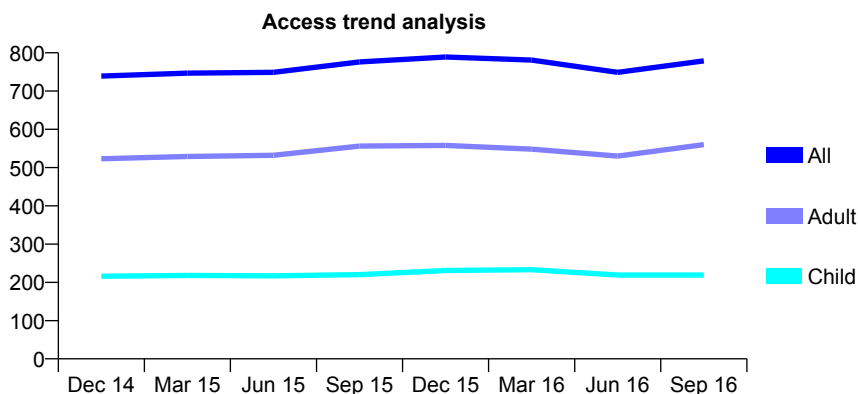
Q66 - Vital Signs At a Glance Contract Report for 809780/0002 - September 2016

Name or company name	MR MJ WINES
Contract type name	GDS Contract
Purpose of contract	General
Contract start date	01/02/2012
Contract end date	

16/17 Contracted general activity (UDA)	1,998
Carry forward general activity (UDA)	0
16/17 Contracted orthodontic activity (UOA)	0
Carry forward orthodontic activity (UOA)	0
Baseline contract value	£46,060.34

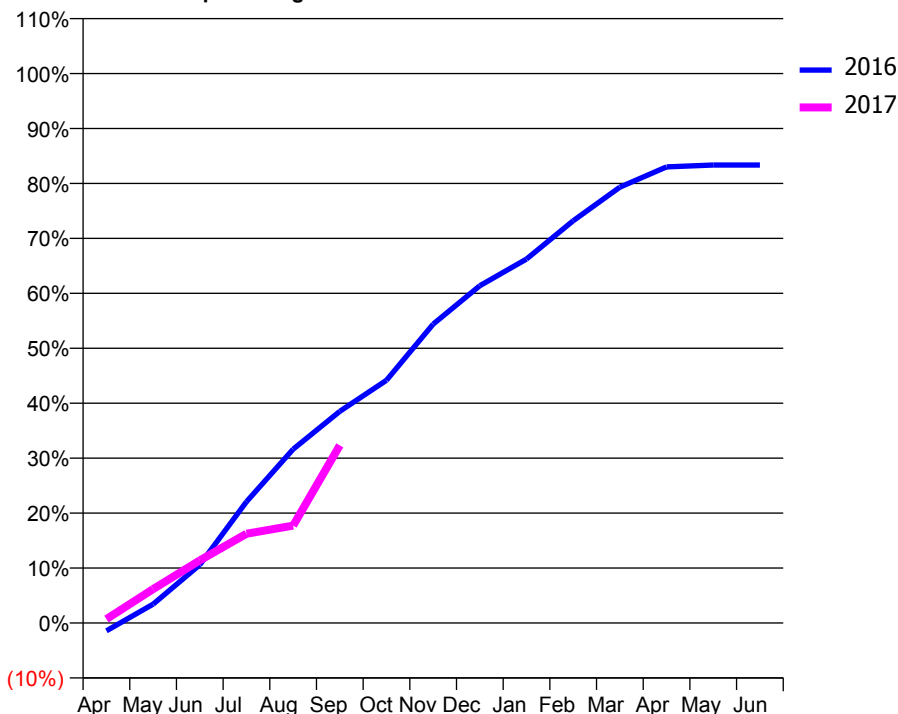
ACCESS*

Patients seen in 24 months	Total	Change since previous quarter
Quarter ending September 2015	776	
Quarter ending December 2015	789	→
Quarter ending March 2016	781	↓
Quarter ending June 2016	749	↓
Quarter ending September 2016	779	↑
Variance since September 2015	0.4%	→



ACTIVITY

Cumulative percentage of contracted UDA delivered 2016 & 2017



Adjusted Scheduled Activity (UDA)

Month	2016	2017
April	-29	14
May	69	123
June	212	227
July	441	325
August	632	354
September	770	646
October	883	
November	1,087	
December	1,227	
January	1,323	
February	1,463	
March	1,585	
April	1,658	
May	1,665	
June	1,665	

QUALITY

	Quantity	Base Number	Contract	AT	Region	England
% of FP17s for the same patient ID Re-attending within 3 months - Children	9	164	5.5%	10.4%	11.8%	12.4%
% of FP17s for the same patient ID Re-attending within 3 months - Adults	48	380	12.6%	16.1%	16.6%	16.7%
% of FP17s for the same patient ID Re-attending between 3 & 9 months - Children	108	164	65.9%	58.5%	60.2%	57.4%
% of FP17s for the same patient ID Re-attending between 3 & 9 months - Adults	215	380	56.6%	49.6%	52.0%	50.5%
% of FP17s for Band 1 Urgent Courses	50	480	10.4%	10.6%	9.4%	9.1%
% of FP17s Relating to Free Repair or Replacements	3	480	0.6%	0.9%	0.7%	0.8%
% of FP17s Relating to Continuations	1	480	0.2%	1.4%	1.2%	1.3%
% of Patients satisfied with the dentistry they have received	0	0	N/A	93.2%	93.6%	93.2%
% of Patients satisfied with the time they had to wait for an appointment	0	0	N/A	88.6%	89.1%	89.0%

* This is based on patients treated on this contract for their most recent course of treatment. Figures in italics indicate the base number of FP17s or Patient Questionnaire responses are less than 100. N/A is shown where the base number of responses is less than 10 during the period. % is calculated as Quantity/Base number*100

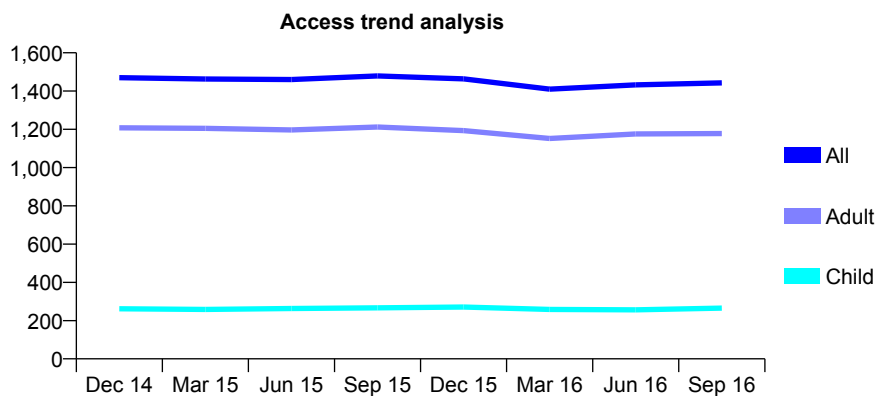
Q66 - Vital Signs At a Glance Contract Report for 810452/0001 - September 2016

Name or company name	MISS AR MACHIN
Contract type name	GDS Contract
Purpose of contract	General
Contract start date	01/04/2006
Contract end date	

16/17 Contracted general activity (UDA)	4,490
Carry forward general activity (UDA)	0
16/17 Contracted orthodontic activity (UOA)	0
Carry forward orthodontic activity (UOA)	0
Baseline contract value	£119,466.86

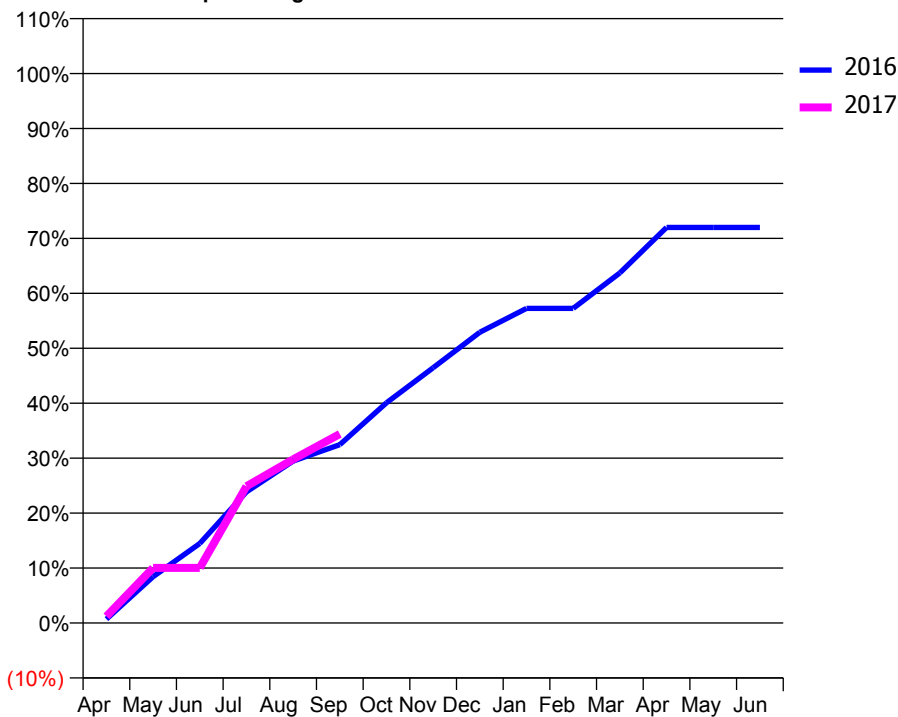
ACCESS*

Patients seen in 24 months	Total	Change since previous quarter
Quarter ending September 2015	1,479	
Quarter ending December 2015	1,464	↓
Quarter ending March 2016	1,410	↓
Quarter ending June 2016	1,432	→
Quarter ending September 2016	1,443	→
Variance since September 2015	(2.4%)	↓



ACTIVITY

Cumulative percentage of contracted UDA delivered 2016 & 2017



Month	Adjusted Scheduled Activity (UDA)	
	2016	2017
April	32	55
May	379	450
June	650	450
July	1,071	1,118
August	1,324	1,338
September	1,457	1,544
October	1,799	
November	2,086	
December	2,375	
January	2,570	
February	2,570	
March	2,861	
April	3,233	
May	3,233	
June	3,233	

QUALITY

	Quantity	Base Number	Contract	AT	Region	England
% of FP17s for the same patient ID Re-attending within 3 months - Children	6	196	3.1%	10.4%	11.8%	12.4%
% of FP17s for the same patient ID Re-attending within 3 months - Adults	58	735	7.9%	16.1%	16.6%	16.7%
% of FP17s for the same patient ID Re-attending between 3 & 9 months - Children	106	196	54.1%	58.5%	60.2%	57.4%
% of FP17s for the same patient ID Re-attending between 3 & 9 months - Adults	253	735	34.4%	49.6%	52.0%	50.5%
% of FP17s for Band 1 Urgent Courses	40	757	5.3%	10.6%	9.4%	9.1%
% of FP17s Relating to Free Repair or Replacements	0	757	0.0%	0.9%	0.7%	0.8%
% of FP17s Relating to Continuations	6	757	0.8%	1.4%	1.2%	1.3%
% of Patients satisfied with the dentistry they have received	1	2	N/A	93.2%	93.6%	93.2%
% of Patients satisfied with the time they had to wait for an appointment	2	2	N/A	88.6%	89.1%	89.0%

* This is based on patients treated on this contract for their most recent course of treatment. Figures in italics indicate the base number of FP17s or Patient Questionnaire responses are less than 100. N/A is shown where the base number of responses is less than 10 during the period. % is calculated as Quantity/Base number*100

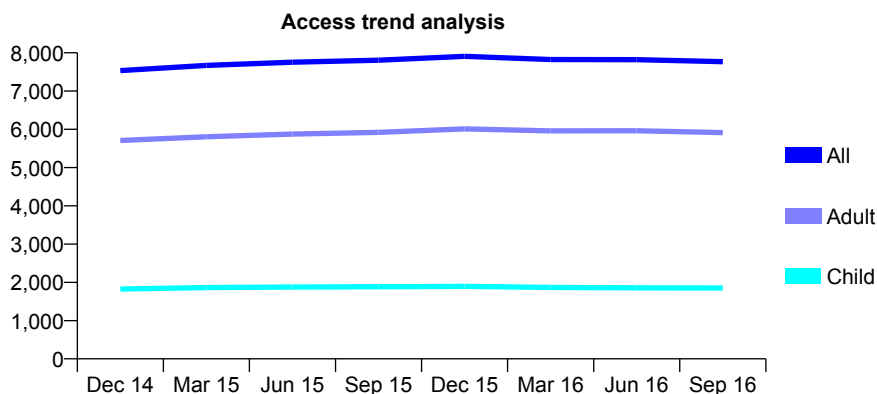
Q66 - Vital Signs At a Glance Contract Report for 810916/0001 - September 2016

Name or company name	MR MO LEGGETT
Contract type name	GDS Contract
Purpose of contract	General
Contract start date	01/04/2006
Contract end date	

16/17 Contracted general activity (UDA)	27,129
Carry forward general activity (UDA)	359
16/17 Contracted orthodontic activity (UOA)	0
Carry forward orthodontic activity (UOA)	0
Baseline contract value	£779,517.09

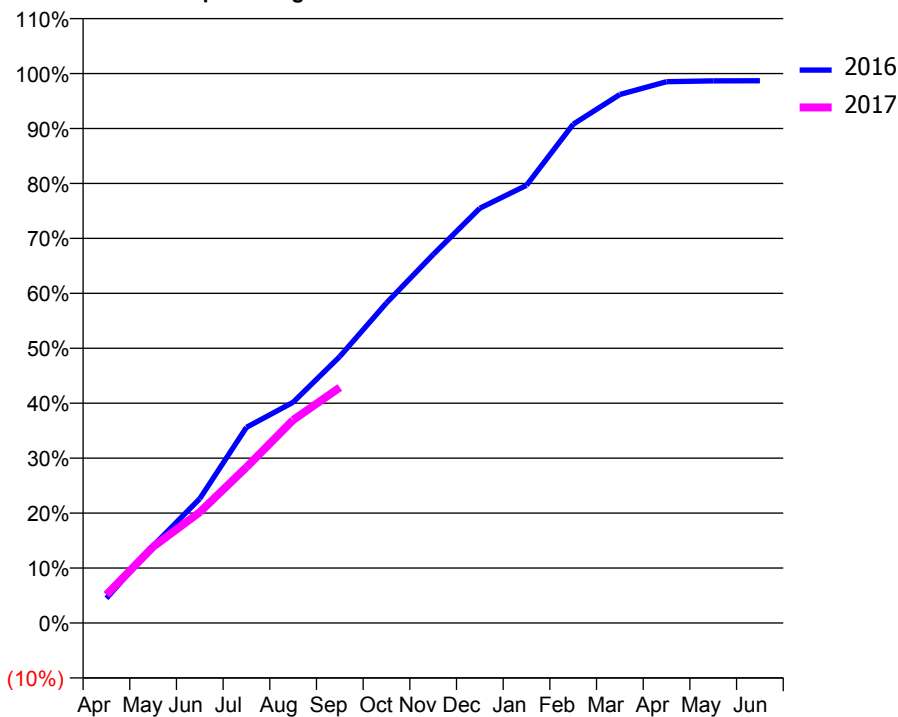
ACCESS*

Patients seen in 24 months	Total	Change since previous quarter
Quarter ending September 2015	7,806	
Quarter ending December 2015	7,907	→
Quarter ending March 2016	7,824	↓
Quarter ending June 2016	7,820	→
Quarter ending September 2016	7,767	→
Variance since September 2015	(0.5%)	→



ACTIVITY

Cumulative percentage of contracted UDA delivered 2016 & 2017



Month	Adjusted Scheduled Activity (UDA)	
	2016	2017
April	1,224	1,393
May	3,807	3,760
June	6,137	5,472
July	9,661	7,694
August	10,900	10,021
September	13,159	11,628
October	15,806	
November	18,196	
December	20,478	
January	21,610	
February	24,625	
March	26,096	
April	26,728	
May	26,764	
June	26,770	

QUALITY

	Quantity	Base Number	Contract	AT	Region	England
% of FP17s for the same patient ID Re-attending within 3 months - Children	227	1,714	13.2%	10.4%	11.8%	12.4%
% of FP17s for the same patient ID Re-attending within 3 months - Adults	700	4,582	15.3%	16.1%	16.6%	16.7%
% of FP17s for the same patient ID Re-attending between 3 & 9 months - Children	982	1,714	57.3%	58.5%	60.2%	57.4%
% of FP17s for the same patient ID Re-attending between 3 & 9 months - Adults	2,778	4,582	60.6%	49.6%	52.0%	50.5%
% of FP17s for Band 1 Urgent Courses	329	5,944	5.5%	10.6%	9.4%	9.1%
% of FP17s Relating to Free Repair or Replacements	80	5,944	1.3%	0.9%	0.7%	0.8%
% of FP17s Relating to Continuations	60	5,944	1.0%	1.4%	1.2%	1.3%
% of Patients satisfied with the dentistry they have received	13	16	81.3%	93.2%	93.6%	93.2%
% of Patients satisfied with the time they had to wait for an appointment	15	16	93.8%	88.6%	89.1%	89.0%

* This is based on patients treated on this contract for their most recent course of treatment. Figures in italics indicate the base number of FP17s or Patient Questionnaire responses are less than 100. N/A is shown where the base number of responses is less than 10 during the period. % is calculated as Quantity/Base number*100

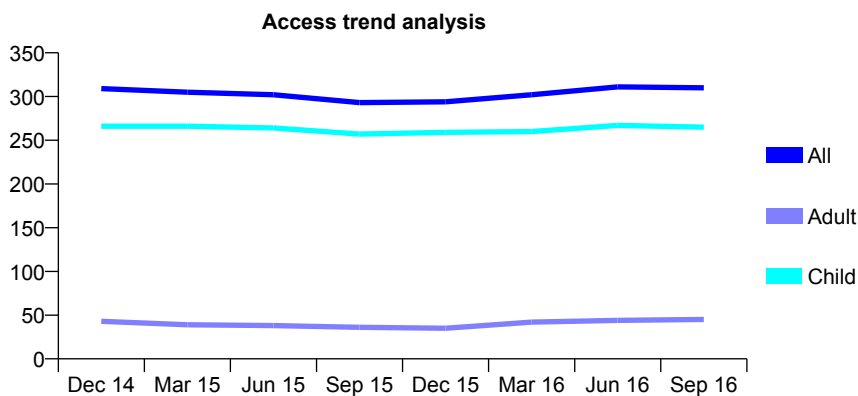
Q66 - Vital Signs At a Glance Contract Report for 814466/0001 - September 2016

Name or company name	MISS KA PEARTON
Contract type name	GDS Contract
Purpose of contract	General
Contract start date	01/04/2006
Contract end date	

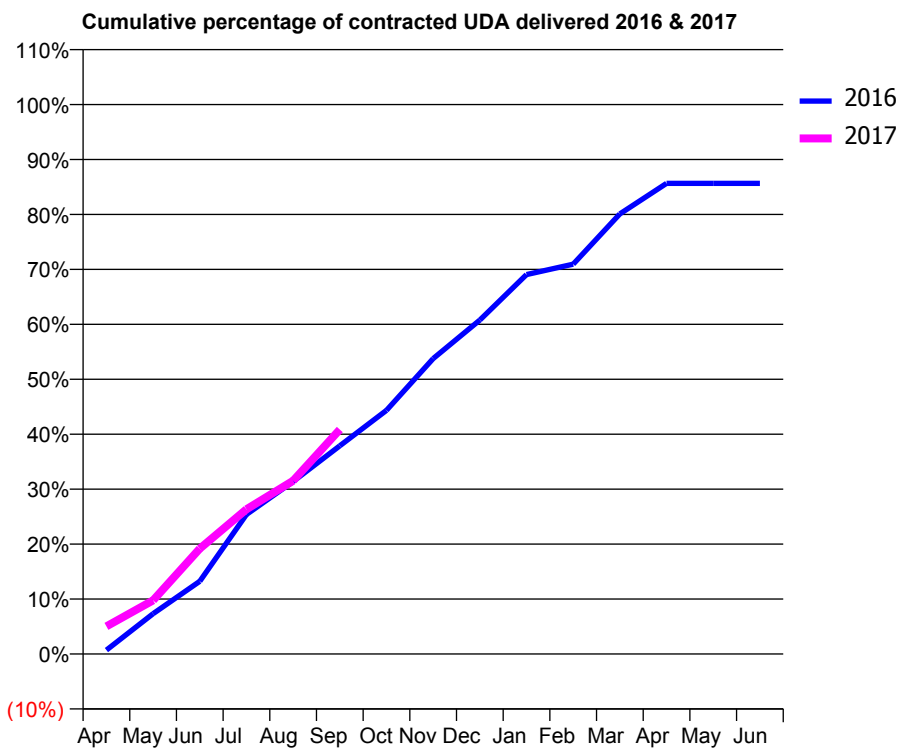
16/17 Contracted general activity (UDA)	700
Carry forward general activity (UDA)	0
16/17 Contracted orthodontic activity (UOA)	0
Carry forward orthodontic activity (UOA)	0
Baseline contract value	£17,146.39

ACCESS*

Patients seen in 24 months	Total	Change since previous quarter
Quarter ending September 2015	293	
Quarter ending December 2015	294	→
Quarter ending March 2016	302	↑
Quarter ending June 2016	311	↑
Quarter ending September 2016	310	→
Variance since September 2015	5.8%	↑



ACTIVITY



Month	Adjusted Scheduled Activity (UDA)	
	2016	2017
April	5	35
May	51	68
June	93	134
July	178	184
August	220	221
September	265	286
October	310	
November	376	
December	425	
January	483	
February	497	
March	561	
April	600	
May	600	
June	600	

QUALITY

	Quantity	Base Number	Contract	AT	Region	England
% of FP17s for the same patient ID Re-attending within 3 months - Children	22	257	8.6%	10.4%	11.8%	12.4%
% of FP17s for the same patient ID Re-attending within 3 months - Adults	0	0	N/A	16.1%	16.6%	16.7%
% of FP17s for the same patient ID Re-attending between 3 & 9 months - Children	188	257	73.2%	58.5%	60.2%	57.4%
% of FP17s for the same patient ID Re-attending between 3 & 9 months - Adults	0	0	N/A	49.6%	52.0%	50.5%
% of FP17s for Band 1 Urgent Courses	10	230	4.3%	10.6%	9.4%	9.1%
% of FP17s Relating to Free Repair or Replacements	0	230	0.0%	0.9%	0.7%	0.8%
% of FP17s Relating to Continuations	0	230	0.0%	1.4%	1.2%	1.3%
% of Patients satisfied with the dentistry they have received	0	0	N/A	93.2%	93.6%	93.2%
% of Patients satisfied with the time they had to wait for an appointment	0	0	N/A	88.6%	89.1%	89.0%

* This is based on patients treated on this contract for their most recent course of treatment. Figures in italics indicate the base number of FP17s or Patient Questionnaire responses are less than 100. N/A is shown where the base number of responses is less than 10 during the period. % is calculated as Quantity/Base number*100

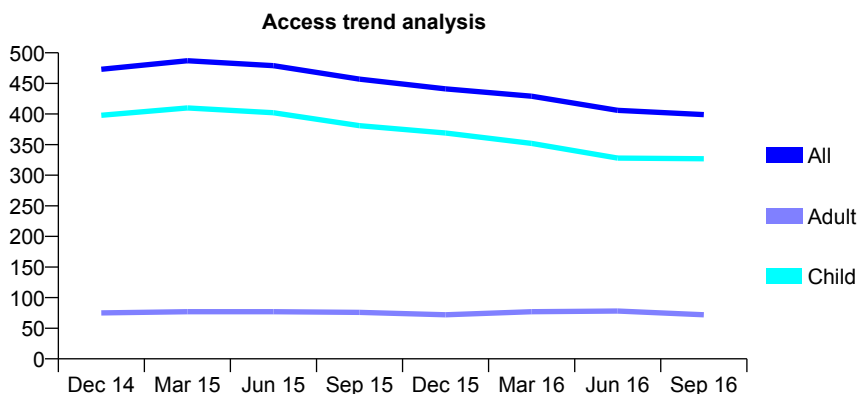
Q66 - Vital Signs At a Glance Contract Report for 817503/0001 - September 2016

Name or company name	MISS JE DOYLE
Contract type name	GDS Contract
Purpose of contract	General
Contract start date	01/04/2006
Contract end date	

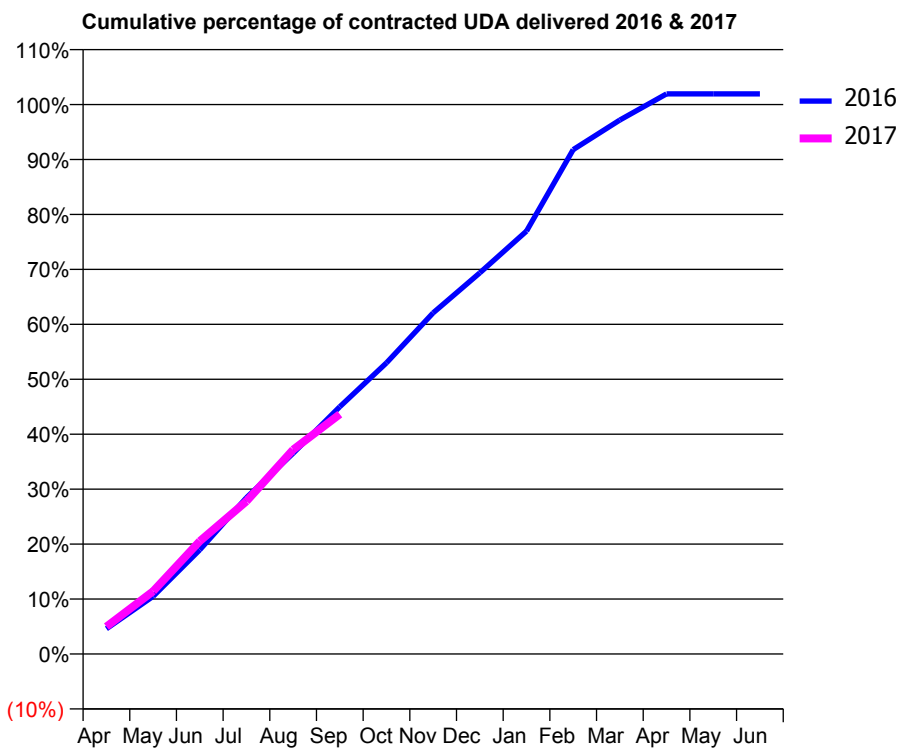
16/17 Contracted general activity (UDA)	803
Carry forward general activity (UDA)	-16
16/17 Contracted orthodontic activity (UOA)	0
Carry forward orthodontic activity (UOA)	0
Baseline contract value	£18,222.41

ACCESS*

Patients seen in 24 months	Total	Change since previous quarter
Quarter ending September 2015	457	
Quarter ending December 2015	441	↓
Quarter ending March 2016	429	↓
Quarter ending June 2016	406	↓
Quarter ending September 2016	399	↓
Variance since September 2015	(12.7%)	↓



ACTIVITY



Month	Adjusted Scheduled Activity (UDA)	
	2016	2017
April	37	40
May	84	92
June	152	165
July	228	223
August	293	299
September	361	350
October	425	
November	499	
December	557	
January	618	
February	737	
March	780	
April	819	
May	819	
June	819	

QUALITY

	Quantity	Base Number	Contract	AT	Region	England
% of FP17s for the same patient ID Re-attending within 3 months - Children	13	266	4.9%	10.4%	11.8%	12.4%
% of FP17s for the same patient ID Re-attending within 3 months - Adults	1	19	5.3%	16.1%	16.6%	16.7%
% of FP17s for the same patient ID Re-attending between 3 & 9 months - Children	195	266	73.3%	58.5%	60.2%	57.4%
% of FP17s for the same patient ID Re-attending between 3 & 9 months - Adults	9	19	47.4%	49.6%	52.0%	50.5%
% of FP17s for Band 1 Urgent Courses	12	259	4.6%	10.6%	9.4%	9.1%
% of FP17s Relating to Free Repair or Replacements	0	259	0.0%	0.9%	0.7%	0.8%
% of FP17s Relating to Continuations	0	259	0.0%	1.4%	1.2%	1.3%
% of Patients satisfied with the dentistry they have received	0	0	N/A	93.2%	93.6%	93.2%
% of Patients satisfied with the time they had to wait for an appointment	0	0	N/A	88.6%	89.1%	89.0%

* This is based on patients treated on this contract for their most recent course of treatment. Figures in italics indicate the base number of FP17s or Patient Questionnaire responses are less than 100. N/A is shown where the base number of responses is less than 10 during the period. % is calculated as Quantity/Base number*100

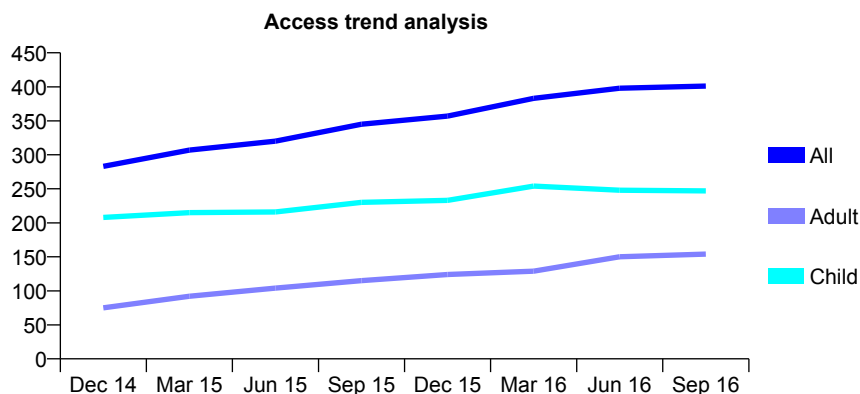
Q66 - Vital Signs At a Glance Contract Report for 817694/0001 - September 2016

Name or company name	MISS BJ SIMPSON
Contract type name	GDS Contract
Purpose of contract	General
Contract start date	01/04/2006
Contract end date	

16/17 Contracted general activity (UDA)	800
Carry forward general activity (UDA)	19
16/17 Contracted orthodontic activity (UOA)	0
Carry forward orthodontic activity (UOA)	0
Baseline contract value	£18,907.94

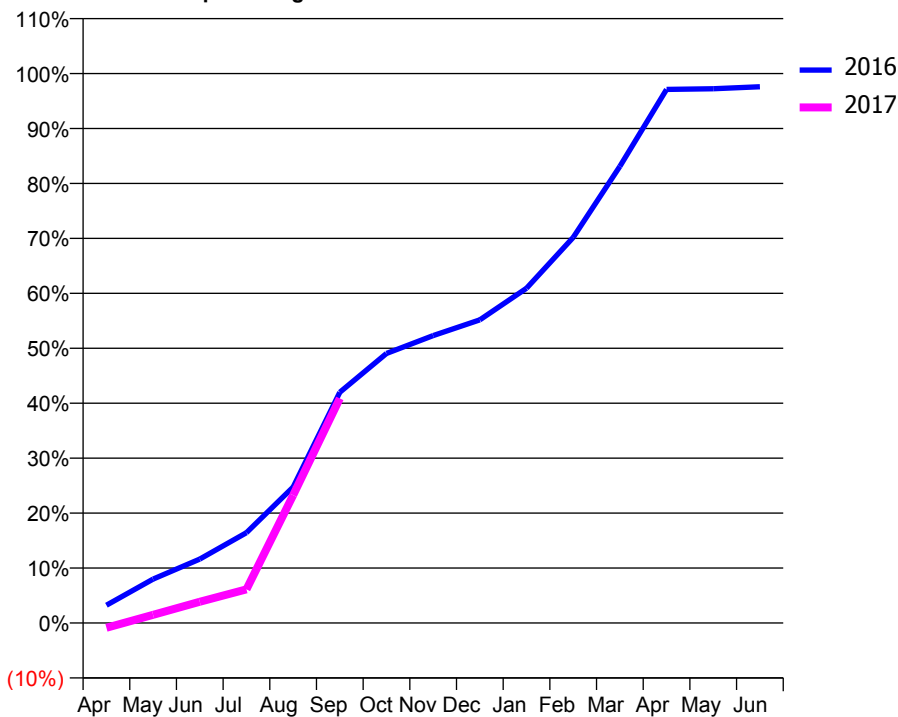
ACCESS*

Patients seen in 24 months	Total	Change since previous quarter
Quarter ending September 2015	345	
Quarter ending December 2015	357	↑
Quarter ending March 2016	383	↑
Quarter ending June 2016	398	↑
Quarter ending September 2016	401	→
Variance since September 2015	16.2%	↑



ACTIVITY

Cumulative percentage of contracted UDA delivered 2016 & 2017



Month	Adjusted Scheduled Activity (UDA)	
	2016	2017
April	26	-7
May	64	12
June	93	31
July	132	49
August	198	186
September	336	327
October	392	
November	418	
December	441	
January	487	
February	561	
March	665	
April	777	
May	778	
June	781	

QUALITY

	Quantity	Base Number	Contract	AT	Region	England
% of FP17s for the same patient ID Re-attending within 3 months - Children	8	299	2.7%	10.4%	11.8%	12.4%
% of FP17s for the same patient ID Re-attending within 3 months - Adults	1	52	1.9%	16.1%	16.6%	16.7%
% of FP17s for the same patient ID Re-attending between 3 & 9 months - Children	242	299	80.9%	58.5%	60.2%	57.4%
% of FP17s for the same patient ID Re-attending between 3 & 9 months - Adults	25	52	48.1%	49.6%	52.0%	50.5%
% of FP17s for Band 1 Urgent Courses	0	265	0.0%	10.6%	9.4%	9.1%
% of FP17s Relating to Free Repair or Replacements	0	265	0.0%	0.9%	0.7%	0.8%
% of FP17s Relating to Continuations	0	265	0.0%	1.4%	1.2%	1.3%
% of Patients satisfied with the dentistry they have received	1	1	N/A	93.2%	93.6%	93.2%
% of Patients satisfied with the time they had to wait for an appointment	1	1	N/A	88.6%	89.1%	89.0%

* This is based on patients treated on this contract for their most recent course of treatment. Figures in italics indicate the base number of FP17s or Patient Questionnaire responses are less than 100. N/A is shown where the base number of responses is less than 10 during the period. % is calculated as Quantity/Base number*100

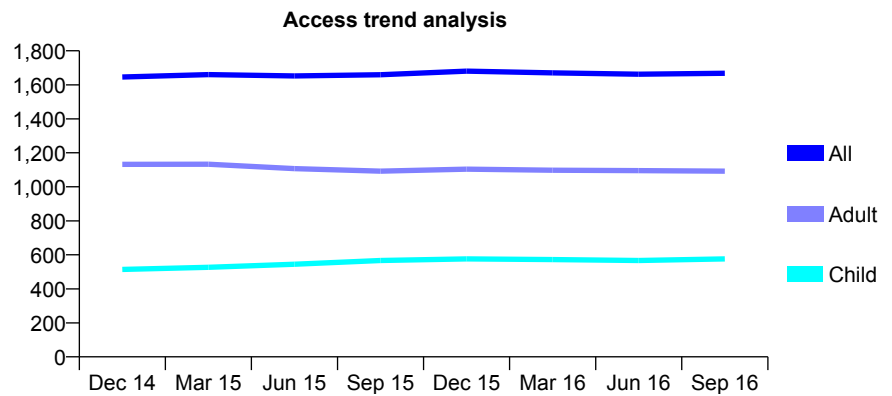
Q66 - Vital Signs At a Glance Contract Report for 824119/0001 - September 2016

Name or company name	MR NA HARRIS
Contract type name	GDS Contract
Purpose of contract	General
Contract start date	01/04/2006
Contract end date	

16/17 Contracted general activity (UDA)	5,038
Carry forward general activity (UDA)	0
16/17 Contracted orthodontic activity (UOA)	0
Carry forward orthodontic activity (UOA)	0
Baseline contract value	£110,498.39

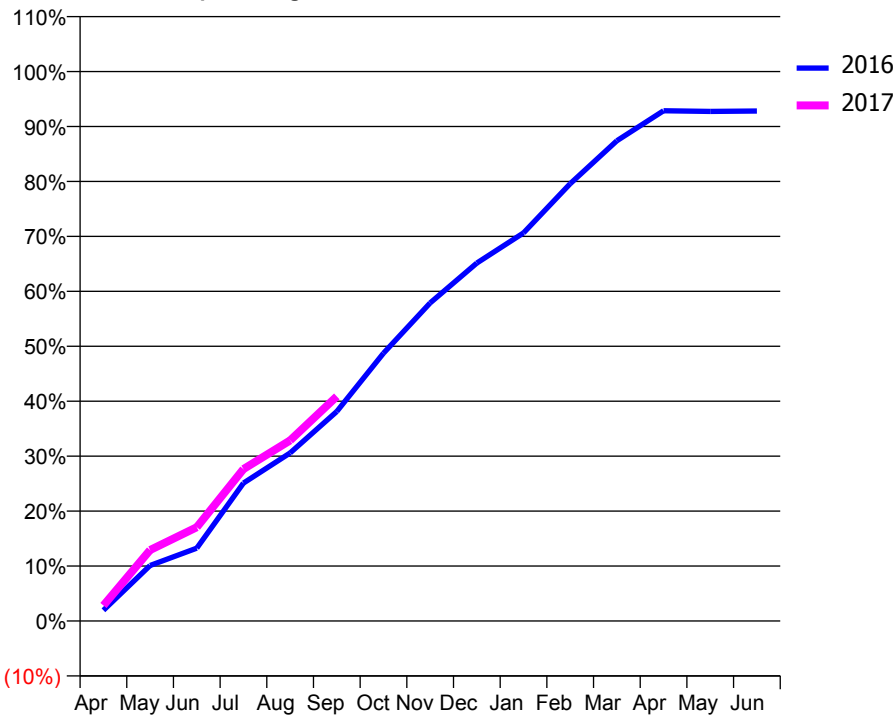
ACCESS*

Patients seen in 24 months	Total	Change since previous quarter
Quarter ending September 2015	1,659	
Quarter ending December 2015	1,680	→
Quarter ending March 2016	1,670	→
Quarter ending June 2016	1,662	→
Quarter ending September 2016	1,668	→
Variance since September 2015	0.5%	→



ACTIVITY

Cumulative percentage of contracted UDA delivered 2016 & 2017



Month	Adjusted Scheduled Activity (UDA)	
	2016	2017
April	99	143
May	509	652
June	668	860
July	1,265	1,393
August	1,542	1,656
September	1,921	2,060
October	2,455	
November	2,916	
December	3,281	
January	3,559	
February	4,010	
March	4,403	
April	4,678	
May	4,672	
June	4,676	

QUALITY

	Quantity	Base Number	Contract	AT	Region	England
% of FP17s for the same patient ID Re-attending within 3 months - Children	42	521	8.1%	10.4%	11.8%	12.4%
% of FP17s for the same patient ID Re-attending within 3 months - Adults	104	924	11.3%	16.1%	16.6%	16.7%
% of FP17s for the same patient ID Re-attending between 3 & 9 months - Children	371	521	71.2%	58.5%	60.2%	57.4%
% of FP17s for the same patient ID Re-attending between 3 & 9 months - Adults	700	924	75.8%	49.6%	52.0%	50.5%
% of FP17s for Band 1 Urgent Courses	78	1,273	6.1%	10.6%	9.4%	9.1%
% of FP17s Relating to Free Repair or Replacements	4	1,273	0.3%	0.9%	0.7%	0.8%
% of FP17s Relating to Continuations	1	1,273	0.1%	1.4%	1.2%	1.3%
% of Patients satisfied with the dentistry they have received	5	5	N/A	93.2%	93.6%	93.2%
% of Patients satisfied with the time they had to wait for an appointment	5	5	N/A	88.6%	89.1%	89.0%

* This is based on patients treated on this contract for their most recent course of treatment. Figures in italics indicate the base number of FP17s or Patient Questionnaire responses are less than 100. N/A is shown where the base number of responses is less than 10 during the period. % is calculated as Quantity/Base number*100

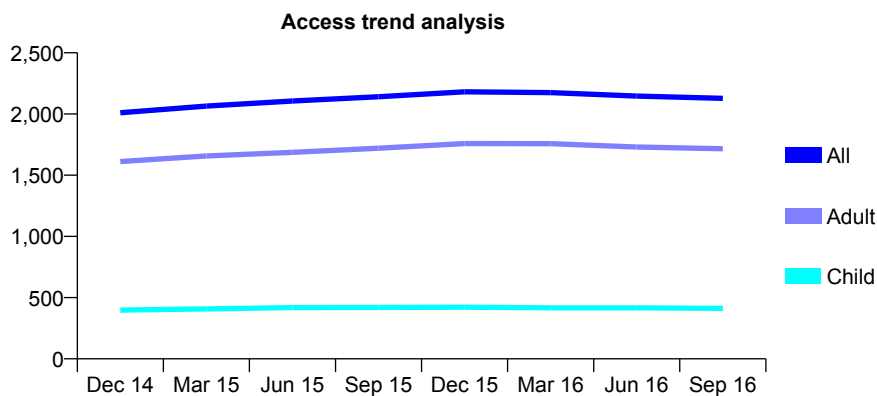
Q66 - Vital Signs At a Glance Contract Report for 830860/0001 - September 2016

Name or company name	Simon Channing and Sally Button
Contract type name	GDS Contract
Purpose of contract	General
Contract start date	01/08/2009
Contract end date	

16/17 Contracted general activity (UDA)	7,000
Carry forward general activity (UDA)	-95
16/17 Contracted orthodontic activity (UOA)	0
Carry forward orthodontic activity (UOA)	0
Baseline contract value	£207,845.76

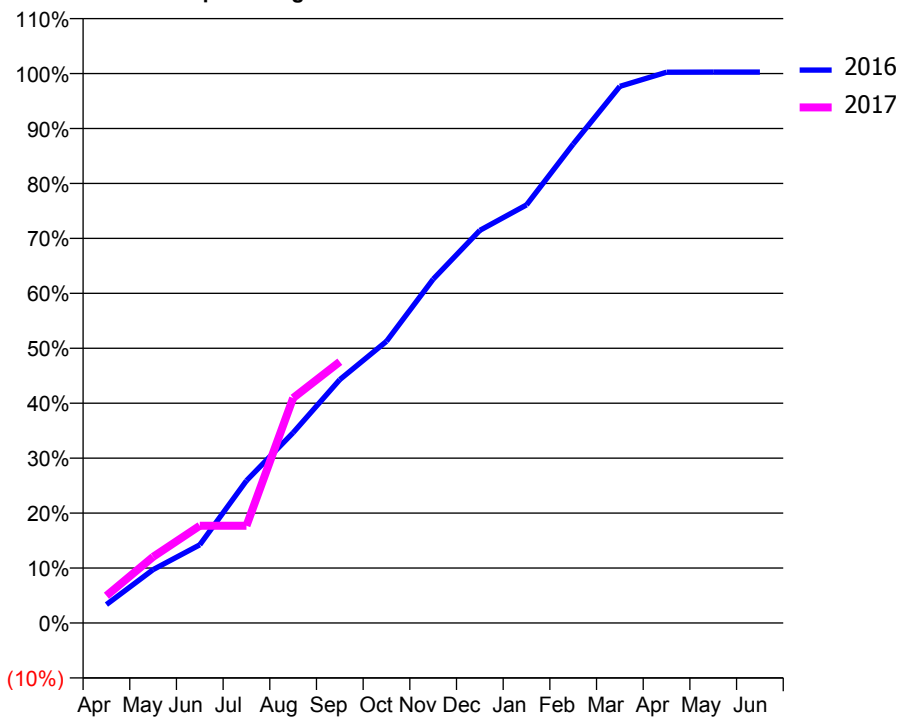
ACCESS*

Patients seen in 24 months	Total	Change since previous quarter
Quarter ending September 2015	2,141	
Quarter ending December 2015	2,181	→
Quarter ending March 2016	2,175	→
Quarter ending June 2016	2,147	↓
Quarter ending September 2016	2,128	→
Variance since September 2015	(0.6%)	→



ACTIVITY

Cumulative percentage of contracted UDA delivered 2016 & 2017



Month	Adjusted Scheduled Activity (UDA)	
	2016	2017
April	235	348
May	681	844
June	997	1,239
July	1,814	1,239
August	2,425	2,866
September	3,100	3,328
October	3,588	
November	4,380	
December	5,001	
January	5,326	
February	6,101	
March	6,837	
April	7,017	
May	7,018	
June	7,018	

QUALITY

	Quantity	Base Number	Contract	AT	Region	England
% of FP17s for the same patient ID Re-attending within 3 months - Children	35	340	10.3%	10.4%	11.8%	12.4%
% of FP17s for the same patient ID Re-attending within 3 months - Adults	316	1,411	22.4%	16.1%	16.6%	16.7%
% of FP17s for the same patient ID Re-attending between 3 & 9 months - Children	226	340	66.5%	58.5%	60.2%	57.4%
% of FP17s for the same patient ID Re-attending between 3 & 9 months - Adults	818	1,411	58.0%	49.6%	52.0%	50.5%
% of FP17s for Band 1 Urgent Courses	162	1,665	9.7%	10.6%	9.4%	9.1%
% of FP17s Relating to Free Repair or Replacements	14	1,665	0.8%	0.9%	0.7%	0.8%
% of FP17s Relating to Continuations	33	1,665	2.0%	1.4%	1.2%	1.3%
% of Patients satisfied with the dentistry they have received	1	1	N/A	93.2%	93.6%	93.2%
% of Patients satisfied with the time they had to wait for an appointment	1	1	N/A	88.6%	89.1%	89.0%

* This is based on patients treated on this contract for their most recent course of treatment. Figures in italics indicate the base number of FP17s or Patient Questionnaire responses are less than 100. N/A is shown where the base number of responses is less than 10 during the period. % is calculated as Quantity/Base number*100

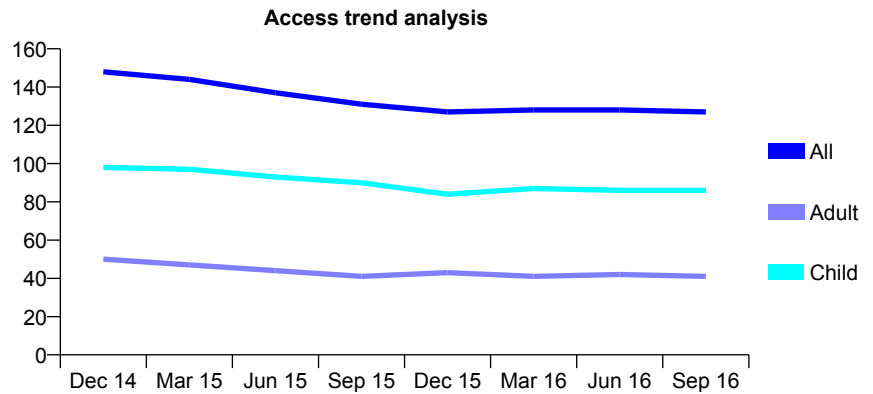
Q66 - Vital Signs At a Glance Contract Report for 831689/0001 - September 2016

Name or company name	MR JN TERRY
Contract type name	GDS Contract
Purpose of contract	General
Contract start date	01/04/2006
Contract end date	

16/17 Contracted general activity (UDA)	440
Carry forward general activity (UDA)	0
16/17 Contracted orthodontic activity (UOA)	0
Carry forward orthodontic activity (UOA)	0
Baseline contract value	£10,279.59

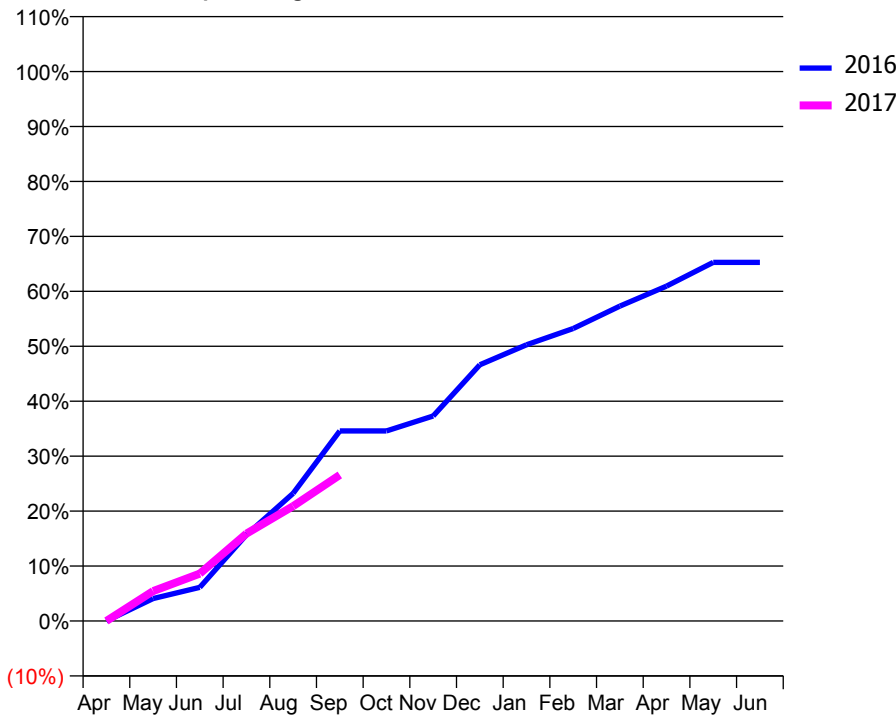
ACCESS*

Patients seen in 24 months	Total	Change since previous quarter
Quarter ending September 2015	131	
Quarter ending December 2015	127	↓
Quarter ending March 2016	128	→
Quarter ending June 2016	128	→
Quarter ending September 2016	127	→
Variance since September 2015	(3.1%)	↓



ACTIVITY

Cumulative percentage of contracted UDA delivered 2016 & 2017



Month	Adjusted Scheduled Activity (UDA)	
	2016	2017
April	0	0
May	18	24
June	27	38
July	69	70
August	102	92
September	152	117
October	152	
November	164	
December	205	
January	221	
February	234	
March	252	
April	268	
May	287	
June	287	

QUALITY

	Quantity	Base Number	Contract	AT	Region	England
% of FP17s for the same patient ID Re-attending within 3 months - Children	9	77	11.7%	10.4%	11.8%	12.4%
% of FP17s for the same patient ID Re-attending within 3 months - Adults	8	20	40.0%	16.1%	16.6%	16.7%
% of FP17s for the same patient ID Re-attending between 3 & 9 months - Children	35	77	45.5%	58.5%	60.2%	57.4%
% of FP17s for the same patient ID Re-attending between 3 & 9 months - Adults	11	20	55.0%	49.6%	52.0%	50.5%
% of FP17s for Band 1 Urgent Courses	0	75	0.0%	10.6%	9.4%	9.1%
% of FP17s Relating to Free Repair or Replacements	0	75	0.0%	0.9%	0.7%	0.8%
% of FP17s Relating to Continuations	0	75	0.0%	1.4%	1.2%	1.3%
% of Patients satisfied with the dentistry they have received	0	0	N/A	93.2%	93.6%	93.2%
% of Patients satisfied with the time they had to wait for an appointment	0	0	N/A	88.6%	89.1%	89.0%

* This is based on patients treated on this contract for their most recent course of treatment. Figures in italics indicate the base number of FP17s or Patient Questionnaire responses are less than 100. N/A is shown where the base number of responses is less than 10 during the period. % is calculated as Quantity/Base number*100

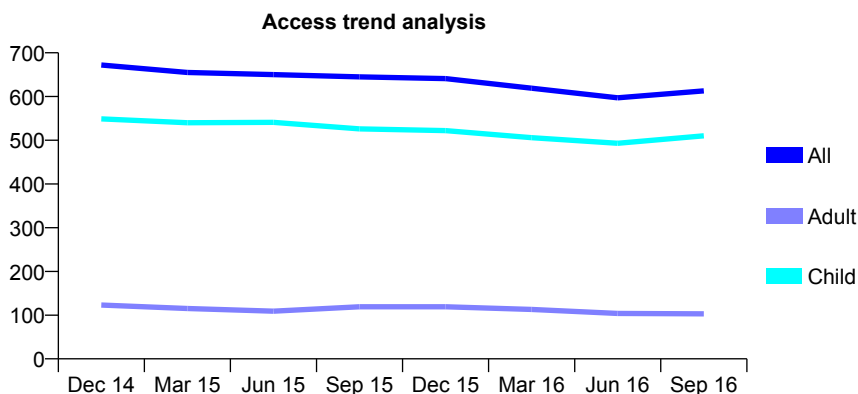
Q66 - Vital Signs At a Glance Contract Report for 833207/0001 - September 2016

Name or company name	MR MR ADAMS
Contract type name	GDS Contract
Purpose of contract	General
Contract start date	01/04/2006
Contract end date	

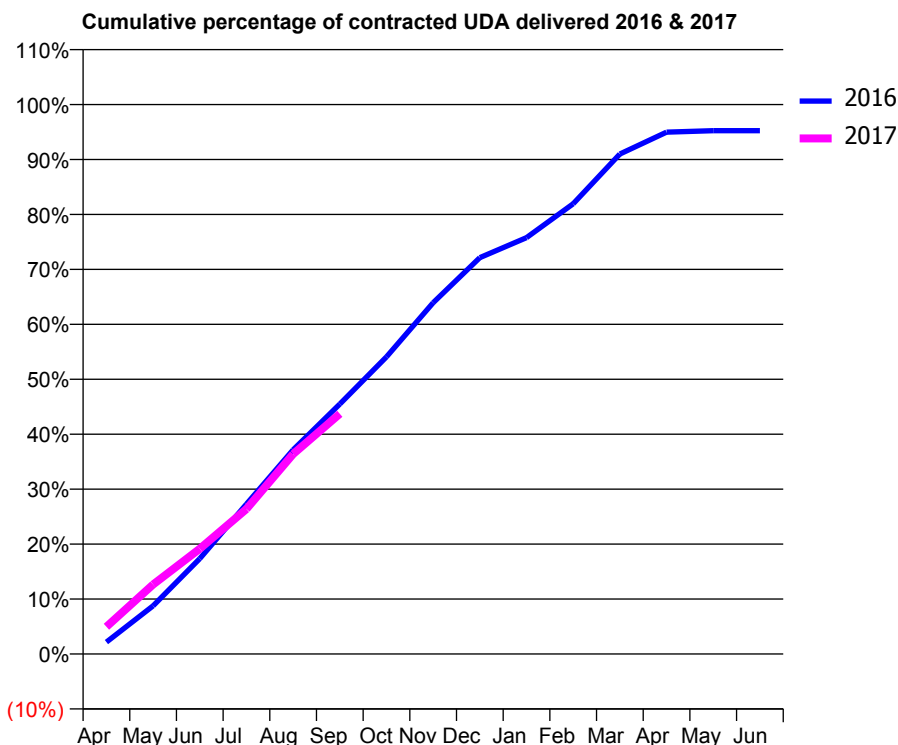
16/17 Contracted general activity (UDA)	1,110
Carry forward general activity (UDA)	0
16/17 Contracted orthodontic activity (UOA)	0
Carry forward orthodontic activity (UOA)	0
Baseline contract value	£27,499.38

ACCESS*

Patients seen in 24 months	Total	Change since previous quarter
Quarter ending September 2015	645	
Quarter ending December 2015	641	→
Quarter ending March 2016	619	↓
Quarter ending June 2016	597	↓
Quarter ending September 2016	613	↑
Variance since September 2015	(5.0%)	↓



ACTIVITY



Month	Adjusted Scheduled Activity (UDA)	
	2016	2017
April	24	55
May	97	141
June	193	213
July	303	293
August	412	404
September	505	485
October	600	
November	710	
December	801	
January	841	
February	909	
March	1,010	
April	1,054	
May	1,057	
June	1,057	

QUALITY

	Quantity	Base Number	Contract	AT	Region	England
% of FP17s for the same patient ID Re-attending within 3 months - Children	21	353	5.9%	10.4%	11.8%	12.4%
% of FP17s for the same patient ID Re-attending within 3 months - Adults	2	29	6.9%	16.1%	16.6%	16.7%
% of FP17s for the same patient ID Re-attending between 3 & 9 months - Children	148	353	41.9%	58.5%	60.2%	57.4%
% of FP17s for the same patient ID Re-attending between 3 & 9 months - Adults	11	29	37.9%	49.6%	52.0%	50.5%
% of FP17s for Band 1 Urgent Courses	6	349	1.7%	10.6%	9.4%	9.1%
% of FP17s Relating to Free Repair or Replacements	0	349	0.0%	0.9%	0.7%	0.8%
% of FP17s Relating to Continuations	3	349	0.9%	1.4%	1.2%	1.3%
% of Patients satisfied with the dentistry they have received	1	1	N/A	93.2%	93.6%	93.2%
% of Patients satisfied with the time they had to wait for an appointment	1	1	N/A	88.6%	89.1%	89.0%

* This is based on patients treated on this contract for their most recent course of treatment. Figures in italics indicate the base number of FP17s or Patient Questionnaire responses are less than 100. N/A is shown where the base number of responses is less than 10 during the period. % is calculated as Quantity/Base number*100

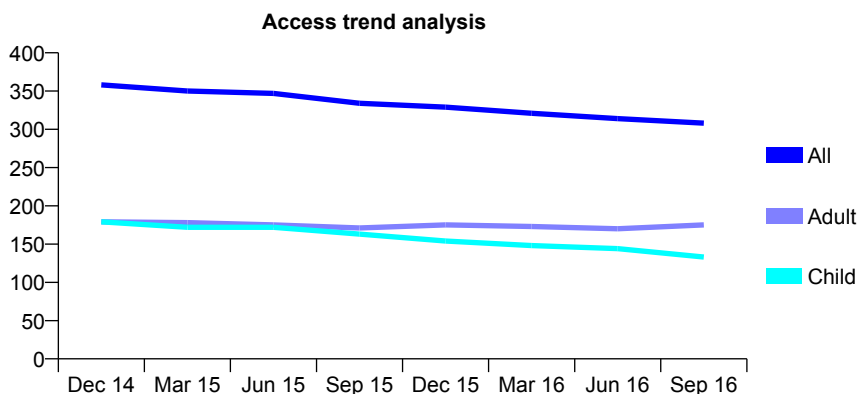
Q66 - Vital Signs At a Glance Contract Report for 843350/0001 - September 2016

Name or company name	MR R ORDI
Contract type name	GDS Contract
Purpose of contract	General
Contract start date	01/04/2006
Contract end date	

16/17 Contracted general activity (UDA)	1,500
Carry forward general activity (UDA)	0
16/17 Contracted orthodontic activity (UOA)	0
Carry forward orthodontic activity (UOA)	0
Baseline contract value	£35,879.27

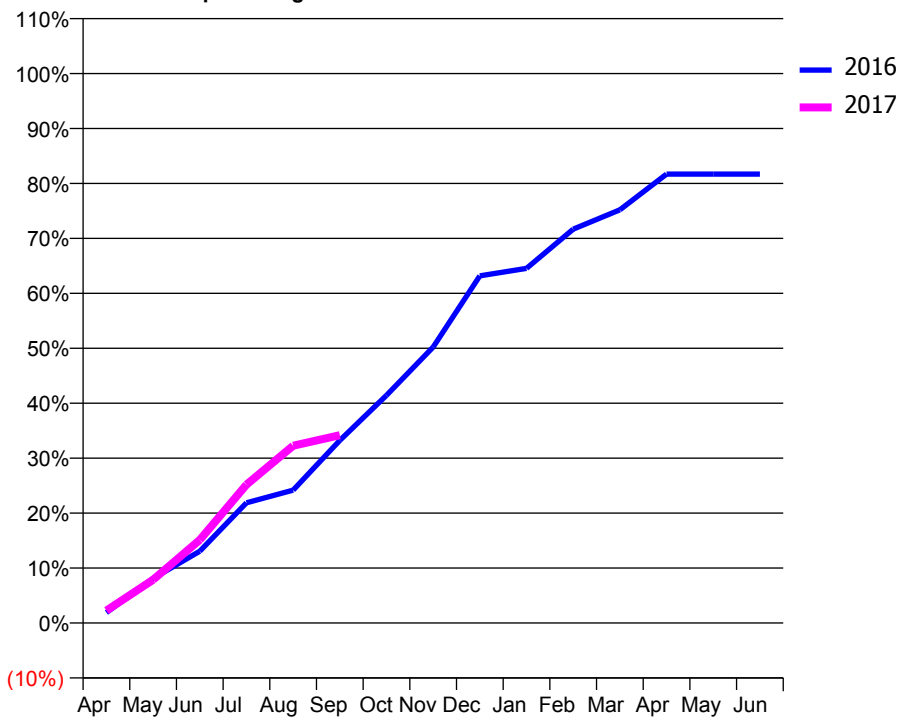
ACCESS*

Patients seen in 24 months	Total	Change since previous quarter
Quarter ending September 2015	334	
Quarter ending December 2015	329	↓
Quarter ending March 2016	321	↓
Quarter ending June 2016	314	↓
Quarter ending September 2016	308	↓
Variance since September 2015	(7.8%)	↓



ACTIVITY

Cumulative percentage of contracted UDA delivered 2016 & 2017



Adjusted Scheduled Activity (UDA)

Month	2016	2017
April	28	34
May	122	118
June	196	227
July	328	378
August	363	484
September	498	513
October	622	
November	753	
December	948	
January	968	
February	1,075	
March	1,128	
April	1,225	
May	1,225	
June	1,225	

QUALITY

	Quantity	Base Number	Contract	AT	Region	England
% of FP17s for the same patient ID Re-attending within 3 months - Children	2	94	2.1%	10.4%	11.8%	12.4%
% of FP17s for the same patient ID Re-attending within 3 months - Adults	17	121	14.0%	16.1%	16.6%	16.7%
% of FP17s for the same patient ID Re-attending between 3 & 9 months - Children	71	94	75.5%	58.5%	60.2%	57.4%
% of FP17s for the same patient ID Re-attending between 3 & 9 months - Adults	77	121	63.6%	49.6%	52.0%	50.5%
% of FP17s for Band 1 Urgent Courses	24	191	12.6%	10.6%	9.4%	9.1%
% of FP17s Relating to Free Repair or Replacements	0	191	0.0%	0.9%	0.7%	0.8%
% of FP17s Relating to Continuations	2	191	1.0%	1.4%	1.2%	1.3%
% of Patients satisfied with the dentistry they have received	3	3	N/A	93.2%	93.6%	93.2%
% of Patients satisfied with the time they had to wait for an appointment	3	3	N/A	88.6%	89.1%	89.0%

* This is based on patients treated on this contract for their most recent course of treatment. Figures in italics indicate the base number of FP17s or Patient Questionnaire responses are less than 100. N/A is shown where the base number of responses is less than 10 during the period. % is calculated as Quantity/Base number*100

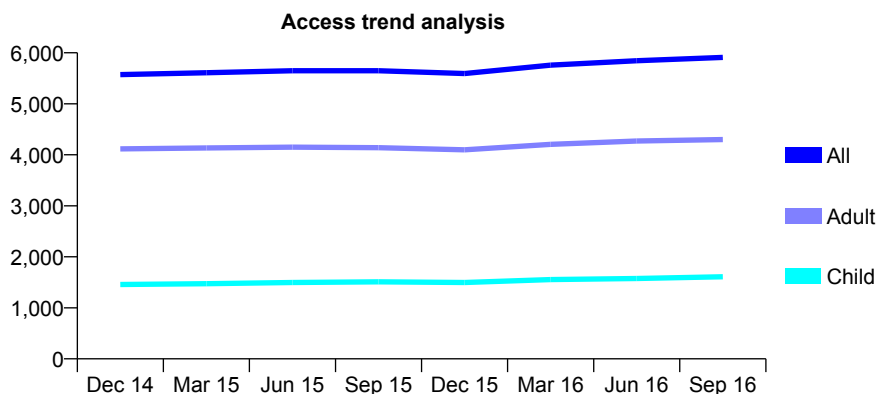
Q66 - Vital Signs At a Glance Contract Report for 852813/0001 - September 2016

Name or company name	MR R KRIEL
Contract type name	GDS Contract
Purpose of contract	General
Contract start date	01/07/2006
Contract end date	

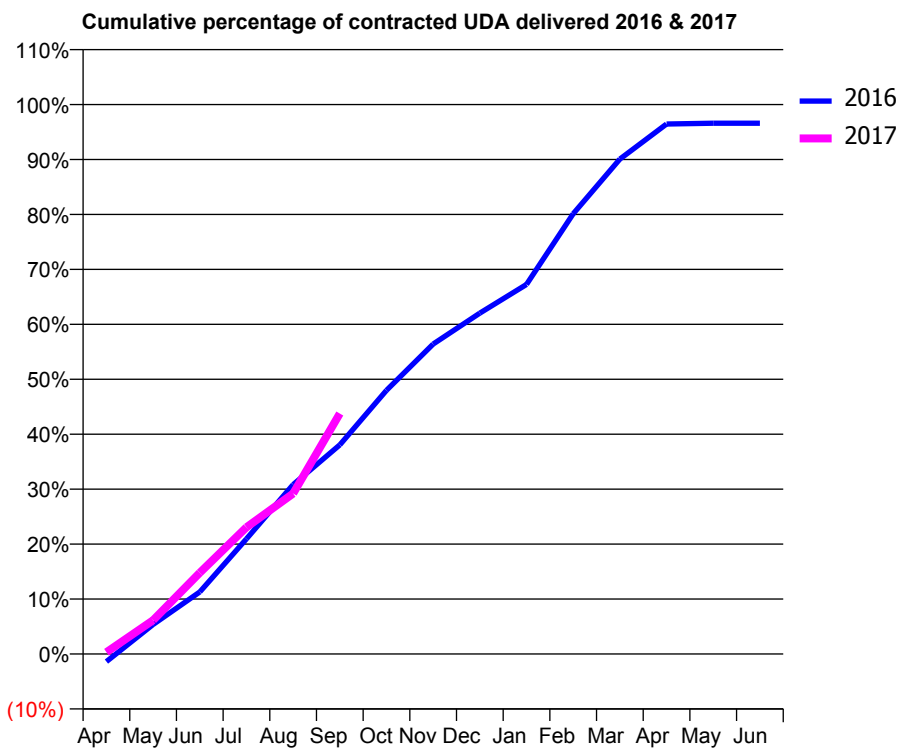
16/17 Contracted general activity (UDA)	17,818
Carry forward general activity (UDA)	606
16/17 Contracted orthodontic activity (UOA)	0
Carry forward orthodontic activity (UOA)	0
Baseline contract value	£462,793.43

ACCESS*

Patients seen in 24 months	Total	Change since previous quarter
Quarter ending September 2015	5,649	
Quarter ending December 2015	5,594	→
Quarter ending March 2016	5,758	↑
Quarter ending June 2016	5,844	→
Quarter ending September 2016	5,910	→
Variance since September 2015	4.6%	↑



ACTIVITY



Month	Adjusted Scheduled Activity (UDA)	
	2016	2017
April	-248	57
May	957	1,096
June	2,013	2,634
July	3,733	4,108
August	5,491	5,203
September	6,784	7,800
October	8,551	
November	10,052	
December	11,054	
January	11,985	
February	14,275	
March	16,047	
April	17,184	
May	17,212	
June	17,212	

QUALITY

	Quantity	Base Number	Contract	AT	Region	England
% of FP17s for the same patient ID Re-attending within 3 months - Children	127	1,354	9.4%	10.4%	11.8%	12.4%
% of FP17s for the same patient ID Re-attending within 3 months - Adults	406	3,059	13.3%	16.1%	16.6%	16.7%
% of FP17s for the same patient ID Re-attending between 3 & 9 months - Children	870	1,354	64.3%	58.5%	60.2%	57.4%
% of FP17s for the same patient ID Re-attending between 3 & 9 months - Adults	1,615	3,059	52.8%	49.6%	52.0%	50.5%
% of FP17s for Band 1 Urgent Courses	206	3,912	5.3%	10.6%	9.4%	9.1%
% of FP17s Relating to Free Repair or Replacements	36	3,912	0.9%	0.9%	0.7%	0.8%
% of FP17s Relating to Continuations	53	3,912	1.4%	1.4%	1.2%	1.3%
% of Patients satisfied with the dentistry they have received	8	8	N/A	93.2%	93.6%	93.2%
% of Patients satisfied with the time they had to wait for an appointment	6	8	N/A	88.6%	89.1%	89.0%

* This is based on patients treated on this contract for their most recent course of treatment. Figures in italics indicate the base number of FP17s or Patient Questionnaire responses are less than 100. N/A is shown where the base number of responses is less than 10 during the period. % is calculated as Quantity/Base number*100

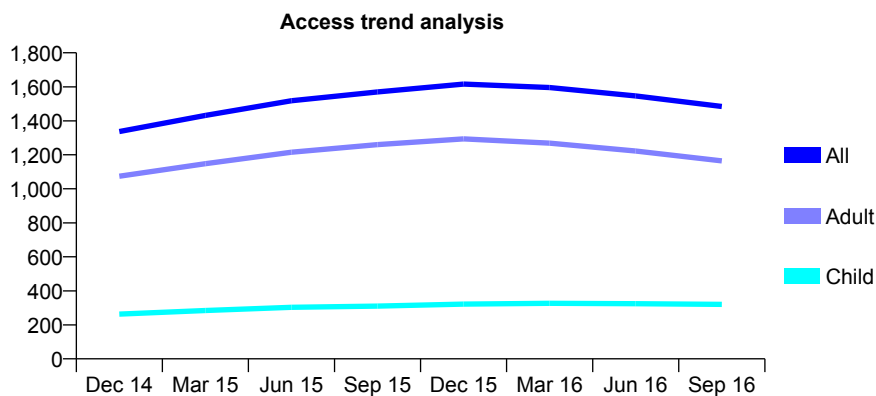
Q66 - Vital Signs At a Glance Contract Report for 861227/0001 - September 2016

Name or company name	MR GG ERICS
Contract type name	GDS Contract
Purpose of contract	General
Contract start date	15/12/2013
Contract end date	

16/17 Contracted general activity (UDA)	8,000
Carry forward general activity (UDA)	-160
16/17 Contracted orthodontic activity (UOA)	0
Carry forward orthodontic activity (UOA)	0
Baseline contract value	£207,509.98

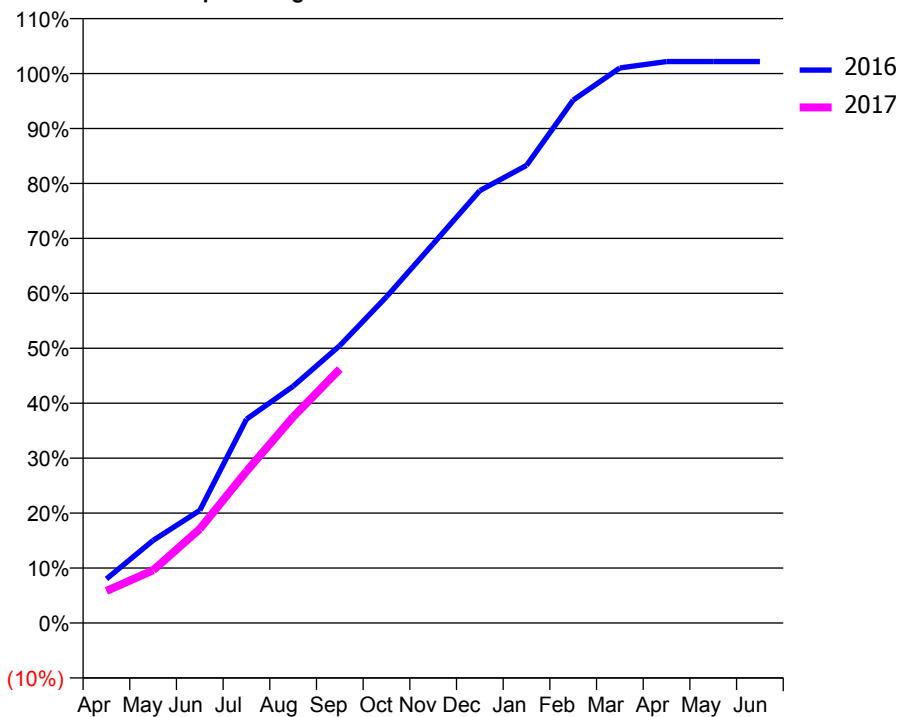
ACCESS*

Patients seen in 24 months	Total	Change since previous quarter
Quarter ending September 2015	1,570	
Quarter ending December 2015	1,616	↑
Quarter ending March 2016	1,596	↓
Quarter ending June 2016	1,546	↓
Quarter ending September 2016	1,484	↓
Variance since September 2015	(5.5%)	↓



ACTIVITY

Cumulative percentage of contracted UDA delivered 2016 & 2017



Month	Adjusted Scheduled Activity (UDA)	
	2016	2017
April	642	467
May	1,203	767
June	1,639	1,370
July	2,967	2,209
August	3,446	3,000
September	4,039	3,698
October	4,749	
November	5,520	
December	6,295	
January	6,662	
February	7,612	
March	8,081	
April	8,175	
May	8,175	
June	8,175	

QUALITY

	Quantity	Base Number	Contract	AT	Region	England
% of FP17s for the same patient ID Re-attending within 3 months - Children	15	188	8.0%	10.4%	11.8%	12.4%
% of FP17s for the same patient ID Re-attending within 3 months - Adults	95	659	14.4%	16.1%	16.6%	16.7%
% of FP17s for the same patient ID Re-attending between 3 & 9 months - Children	89	188	47.3%	58.5%	60.2%	57.4%
% of FP17s for the same patient ID Re-attending between 3 & 9 months - Adults	341	659	51.7%	49.6%	52.0%	50.5%
% of FP17s for Band 1 Urgent Courses	13	828	1.6%	10.6%	9.4%	9.1%
% of FP17s Relating to Free Repair or Replacements	25	828	3.0%	0.9%	0.7%	0.8%
% of FP17s Relating to Continuations	15	828	1.8%	1.4%	1.2%	1.3%
% of Patients satisfied with the dentistry they have received	5	5	N/A	93.2%	93.6%	93.2%
% of Patients satisfied with the time they had to wait for an appointment	5	5	N/A	88.6%	89.1%	89.0%

* This is based on patients treated on this contract for their most recent course of treatment. Figures in italics indicate the base number of FP17s or Patient Questionnaire responses are less than 100. N/A is shown where the base number of responses is less than 10 during the period. % is calculated as Quantity/Base number*100

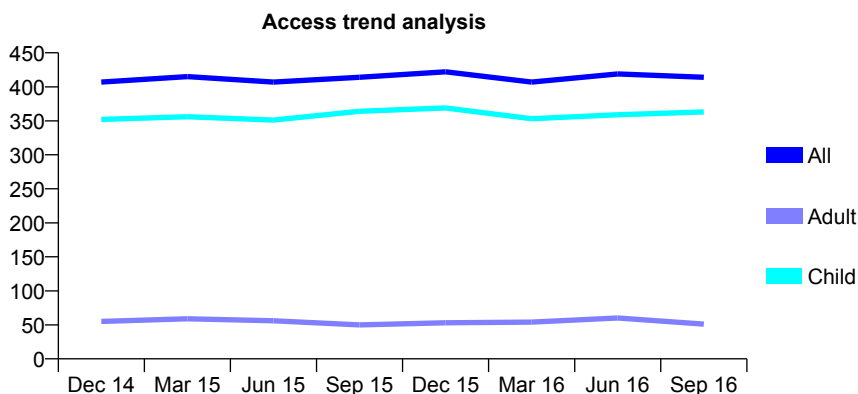
Q66 - Vital Signs At a Glance Contract Report for 865354/0001 - September 2016

Name or company name	MS MJ LASKOWSKA
Contract type name	GDS Contract
Purpose of contract	General
Contract start date	01/04/2006
Contract end date	

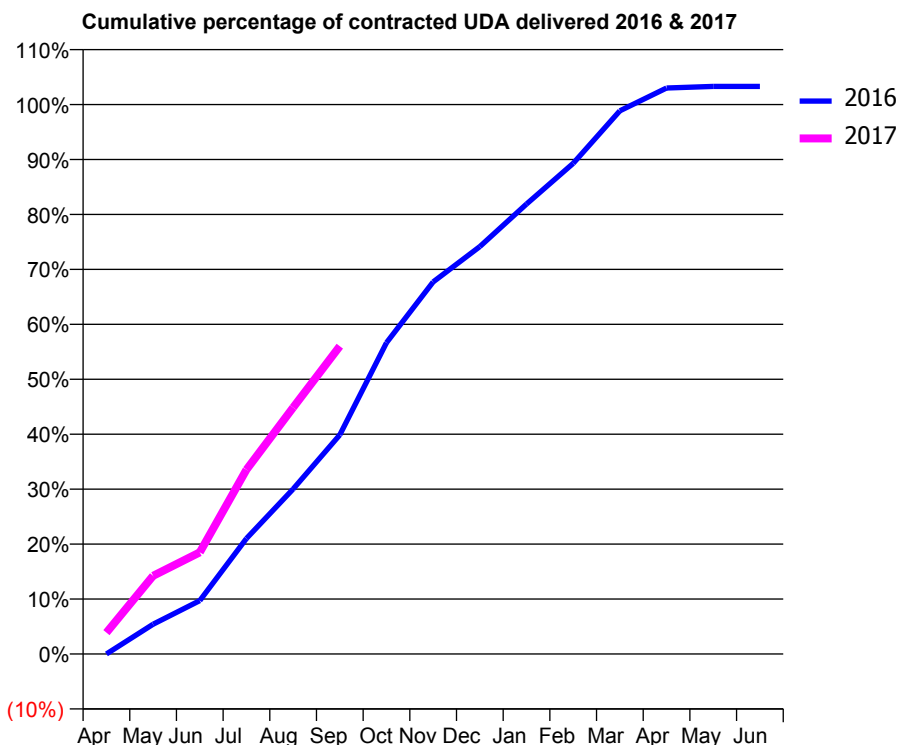
16/17 Contracted general activity (UDA)	700
Carry forward general activity (UDA)	-14
16/17 Contracted orthodontic activity (UOA)	0
Carry forward orthodontic activity (UOA)	0
Baseline contract value	£18,485.66

ACCESS*

Patients seen in 24 months	Total	Change since previous quarter
Quarter ending September 2015	414	
Quarter ending December 2015	422	→
Quarter ending March 2016	407	↓
Quarter ending June 2016	419	↑
Quarter ending September 2016	414	↓
Variance since September 2015	0.0%	→



ACTIVITY



Month	Adjusted Scheduled Activity (UDA)	
	2016	2017
April	0	27
May	38	100
June	68	130
July	147	235
August	210	314
September	279	392
October	397	
November	474	
December	519	
January	573	
February	625	
March	692	
April	721	
May	723	
June	723	

QUALITY

	Quantity	Base Number	Contract	AT	Region	England
% of FP17s for the same patient ID Re-attending within 3 months - Children	2	272	0.7%	10.4%	11.8%	12.4%
% of FP17s for the same patient ID Re-attending within 3 months - Adults	0	14	0.0%	16.1%	16.6%	16.7%
% of FP17s for the same patient ID Re-attending between 3 & 9 months - Children	200	272	73.5%	58.5%	60.2%	57.4%
% of FP17s for the same patient ID Re-attending between 3 & 9 months - Adults	11	14	78.6%	49.6%	52.0%	50.5%
% of FP17s for Band 1 Urgent Courses	6	256	2.3%	10.6%	9.4%	9.1%
% of FP17s Relating to Free Repair or Replacements	0	256	0.0%	0.9%	0.7%	0.8%
% of FP17s Relating to Continuations	0	256	0.0%	1.4%	1.2%	1.3%
% of Patients satisfied with the dentistry they have received	0	0	N/A	93.2%	93.6%	93.2%
% of Patients satisfied with the time they had to wait for an appointment	0	0	N/A	88.6%	89.1%	89.0%

* This is based on patients treated on this contract for their most recent course of treatment. Figures in italics indicate the base number of FP17s or Patient Questionnaire responses are less than 100. N/A is shown where the base number of responses is less than 10 during the period. % is calculated as Quantity/Base number*100

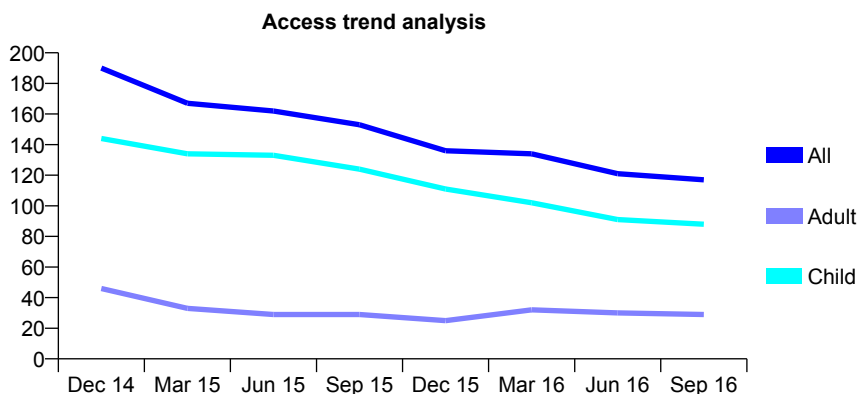
Q66 - Vital Signs At a Glance Contract Report for 906328/0001 - September 2016

Name or company name	MR DA JONES
Contract type name	GDS Contract
Purpose of contract	General
Contract start date	01/04/2006
Contract end date	

16/17 Contracted general activity (UDA)	200
Carry forward general activity (UDA)	0
16/17 Contracted orthodontic activity (UOA)	0
Carry forward orthodontic activity (UOA)	0
Baseline contract value	£4,906.72

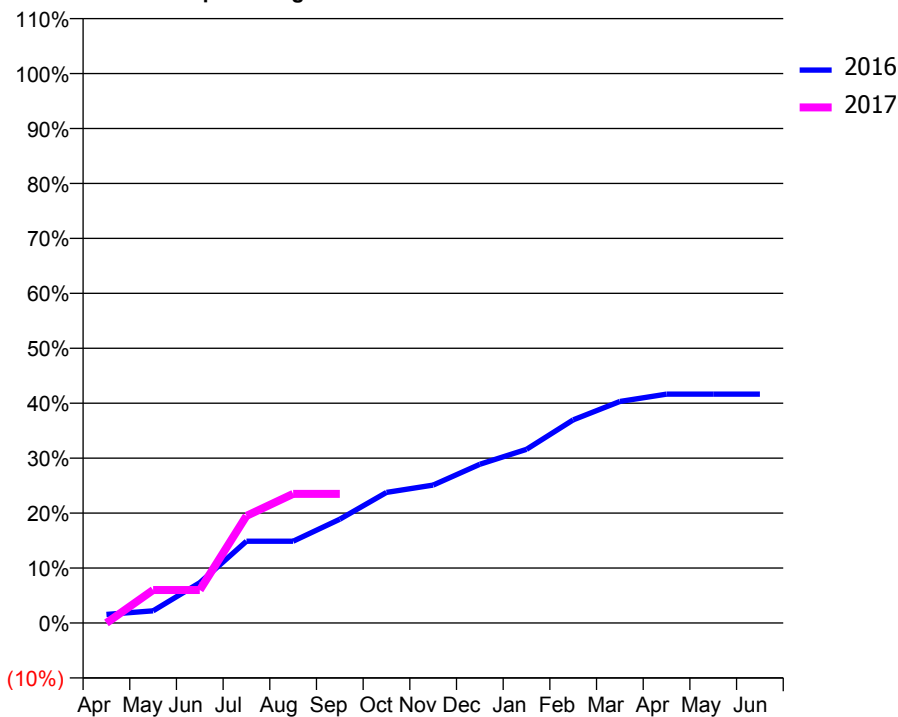
ACCESS*

Patients seen in 24 months	Total	Change since previous quarter
Quarter ending September 2015	153	
Quarter ending December 2015	136	↓
Quarter ending March 2016	134	↓
Quarter ending June 2016	121	↓
Quarter ending September 2016	117	↓
Variance since September 2015	(23.5%)	↓



ACTIVITY

Cumulative percentage of contracted UDA delivered 2016 & 2017



Adjusted Scheduled Activity (UDA)

Month	2016	2017
April	7	0
May	10	12
June	33	12
July	67	39
August	67	47
September	85	47
October	107	
November	113	
December	130	
January	142	
February	166	
March	181	
April	187	
May	187	
June	187	

QUALITY

	Quantity	Base Number	Contract	AT	Region	England
% of FP17s for the same patient ID Re-attending within 3 months - Children	0	36	0.0%	10.4%	11.8%	12.4%
% of FP17s for the same patient ID Re-attending within 3 months - Adults	0	7	0.0%	16.1%	16.6%	16.7%
% of FP17s for the same patient ID Re-attending between 3 & 9 months - Children	10	36	27.8%	58.5%	60.2%	57.4%
% of FP17s for the same patient ID Re-attending between 3 & 9 months - Adults	3	7	42.9%	49.6%	52.0%	50.5%
% of FP17s for Band 1 Urgent Courses	0	39	0.0%	10.6%	9.4%	9.1%
% of FP17s Relating to Free Repair or Replacements	0	39	0.0%	0.9%	0.7%	0.8%
% of FP17s Relating to Continuations	0	39	0.0%	1.4%	1.2%	1.3%
% of Patients satisfied with the dentistry they have received	0	0	N/A	93.2%	93.6%	93.2%
% of Patients satisfied with the time they had to wait for an appointment	0	0	N/A	88.6%	89.1%	89.0%

* This is based on patients treated on this contract for their most recent course of treatment. Figures in italics indicate the base number of FP17s or Patient Questionnaire responses are less than 100. N/A is shown where the base number of responses is less than 10 during the period. % is calculated as Quantity/Base number*100

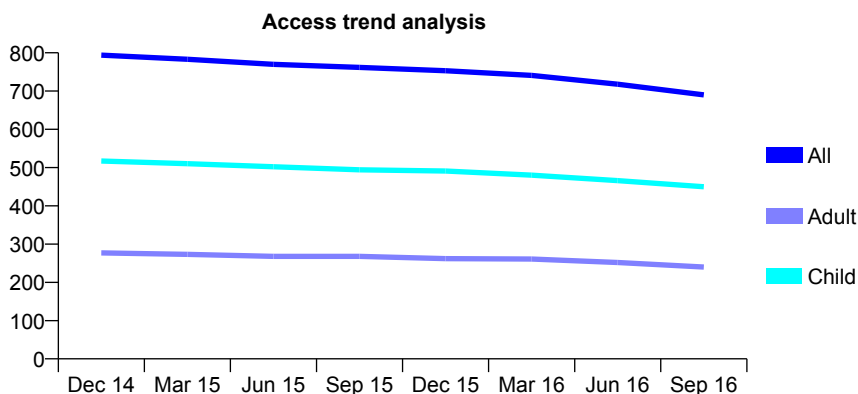
Q66 - Vital Signs At a Glance Contract Report for 907278/0001 - September 2016

Name or company name	MR JM DAVIES
Contract type name	GDS Contract
Purpose of contract	General
Contract start date	01/04/2006
Contract end date	

16/17 Contracted general activity (UDA)	3,100
Carry forward general activity (UDA)	0
16/17 Contracted orthodontic activity (UOA)	0
Carry forward orthodontic activity (UOA)	0
Baseline contract value	£79,843.75

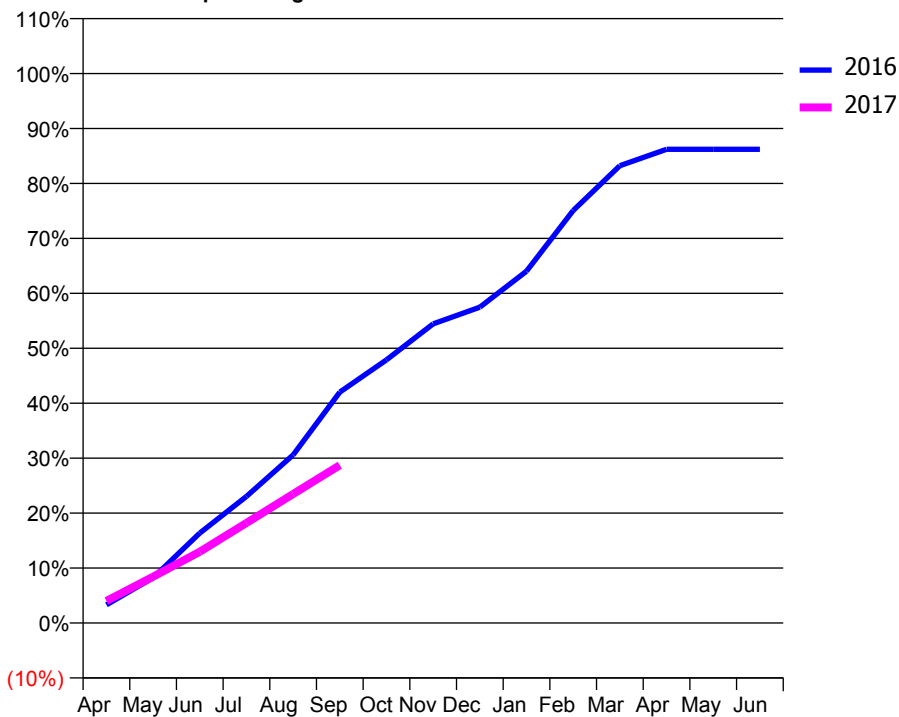
ACCESS*

Patients seen in 24 months	Total	Change since previous quarter
Quarter ending September 2015	762	
Quarter ending December 2015	753	↓
Quarter ending March 2016	741	↓
Quarter ending June 2016	718	↓
Quarter ending September 2016	690	↓
Variance since September 2015	(9.4%)	↓



ACTIVITY

Cumulative percentage of contracted UDA delivered 2016 & 2017



Adjusted Scheduled Activity (UDA)

Month	2016	2017
April	77	125
May	192	261
June	381	402
July	536	565
August	711	728
September	977	890
October	1,114	
November	1,266	
December	1,337	
January	1,489	
February	1,745	
March	1,935	
April	2,005	
May	2,005	
June	2,005	

QUALITY

	Quantity	Base Number	Contract	AT	Region	England
% of FP17s for the same patient ID Re-attending within 3 months - Children	27	352	7.7%	10.4%	11.8%	12.4%
% of FP17s for the same patient ID Re-attending within 3 months - Adults	42	139	30.2%	16.1%	16.6%	16.7%
% of FP17s for the same patient ID Re-attending between 3 & 9 months - Children	242	352	68.8%	58.5%	60.2%	57.4%
% of FP17s for the same patient ID Re-attending between 3 & 9 months - Adults	83	139	59.7%	49.6%	52.0%	50.5%
% of FP17s for Band 1 Urgent Courses	36	444	8.1%	10.6%	9.4%	9.1%
% of FP17s Relating to Free Repair or Replacements	0	444	0.0%	0.9%	0.7%	0.8%
% of FP17s Relating to Continuations	11	444	2.5%	1.4%	1.2%	1.3%
% of Patients satisfied with the dentistry they have received	1	1	N/A	93.2%	93.6%	93.2%
% of Patients satisfied with the time they had to wait for an appointment	1	1	N/A	88.6%	89.1%	89.0%

* This is based on patients treated on this contract for their most recent course of treatment. Figures in italics indicate the base number of FP17s or Patient Questionnaire responses are less than 100. N/A is shown where the base number of responses is less than 10 during the period. % is calculated as Quantity/Base number*100

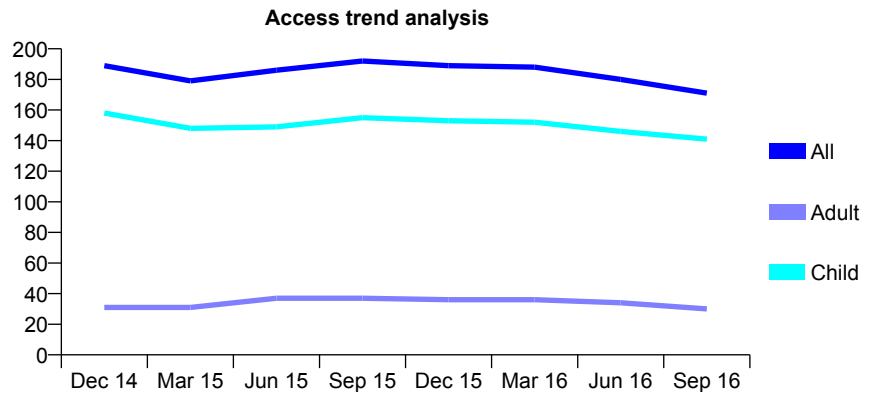
Q66 - Vital Signs At a Glance Contract Report for 912336/0001 - September 2016

Name or company name	MRS ML ROBERTS
Contract type name	GDS Contract
Purpose of contract	General
Contract start date	01/04/2006
Contract end date	

16/17 Contracted general activity (UDA)	500
Carry forward general activity (UDA)	0
16/17 Contracted orthodontic activity (UOA)	0
Carry forward orthodontic activity (UOA)	0
Baseline contract value	£12,254.90

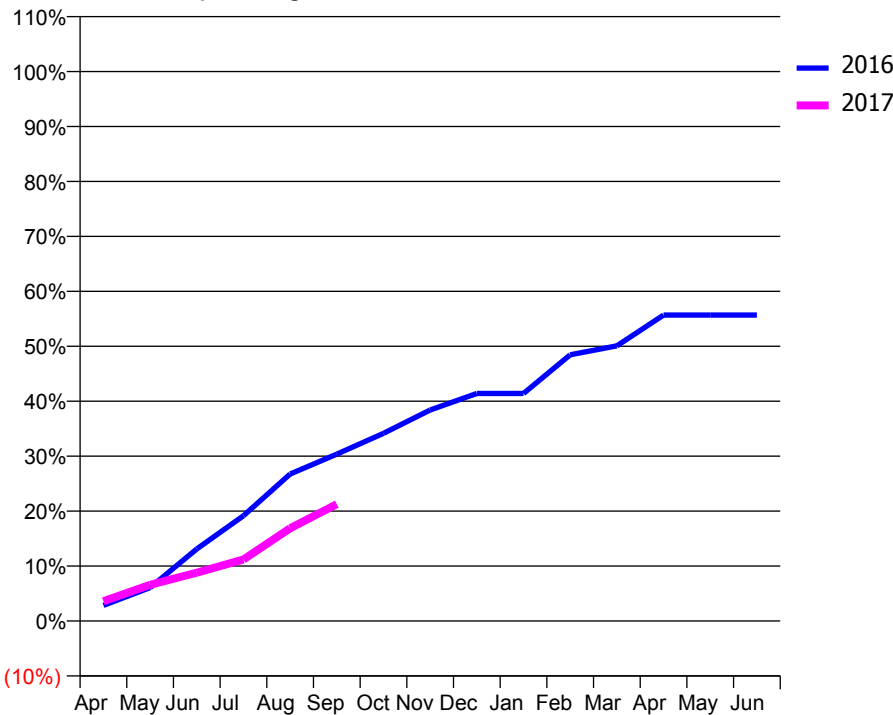
ACCESS*

Patients seen in 24 months	Total	Change since previous quarter
Quarter ending September 2015	192	
Quarter ending December 2015	189	↓
Quarter ending March 2016	188	→
Quarter ending June 2016	180	↓
Quarter ending September 2016	171	↓
Variance since September 2015	(10.9%)	↓



ACTIVITY

Cumulative percentage of contracted UDA delivered 2016 & 2017



Month	Adjusted Scheduled Activity (UDA)	
	2016	2017
April	14	18
May	30	33
June	66	44
July	96	56
August	134	84
September	152	106
October	171	
November	192	
December	207	
January	207	
February	242	
March	250	
April	278	
May	278	
June	278	

QUALITY

	Quantity	Base Number	Contract	AT	Region	England
% of FP17s for the same patient ID Re-attending within 3 months - Children	2	98	2.0%	10.4%	11.8%	12.4%
% of FP17s for the same patient ID Re-attending within 3 months - Adults	1	9	11.1%	16.1%	16.6%	16.7%
% of FP17s for the same patient ID Re-attending between 3 & 9 months - Children	47	98	48.0%	58.5%	60.2%	57.4%
% of FP17s for the same patient ID Re-attending between 3 & 9 months - Adults	4	9	44.4%	49.6%	52.0%	50.5%
% of FP17s for Band 1 Urgent Courses	2	88	2.3%	10.6%	9.4%	9.1%
% of FP17s Relating to Free Repair or Replacements	0	88	0.0%	0.9%	0.7%	0.8%
% of FP17s Relating to Continuations	0	88	0.0%	1.4%	1.2%	1.3%
% of Patients satisfied with the dentistry they have received	0	0	N/A	93.2%	93.6%	93.2%
% of Patients satisfied with the time they had to wait for an appointment	0	0	N/A	88.6%	89.1%	89.0%

* This is based on patients treated on this contract for their most recent course of treatment. Figures in italics indicate the base number of FP17s or Patient Questionnaire responses are less than 100. N/A is shown where the base number of responses is less than 10 during the period. % is calculated as Quantity/Base number*100

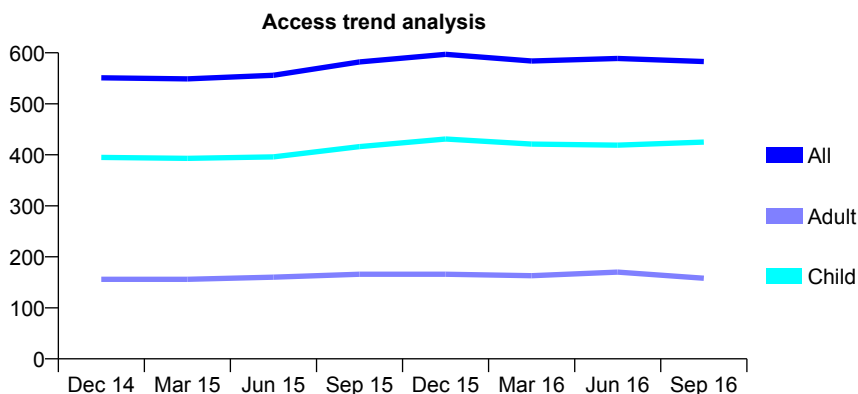
Q66 - Vital Signs At a Glance Contract Report for 913340/0001 - September 2016

Name or company name	MR IR TEMPLE
Contract type name	GDS Contract
Purpose of contract	General
Contract start date	01/04/2006
Contract end date	

16/17 Contracted general activity (UDA)	1,105
Carry forward general activity (UDA)	-22
16/17 Contracted orthodontic activity (UOA)	0
Carry forward orthodontic activity (UOA)	0
Baseline contract value	£34,436.19

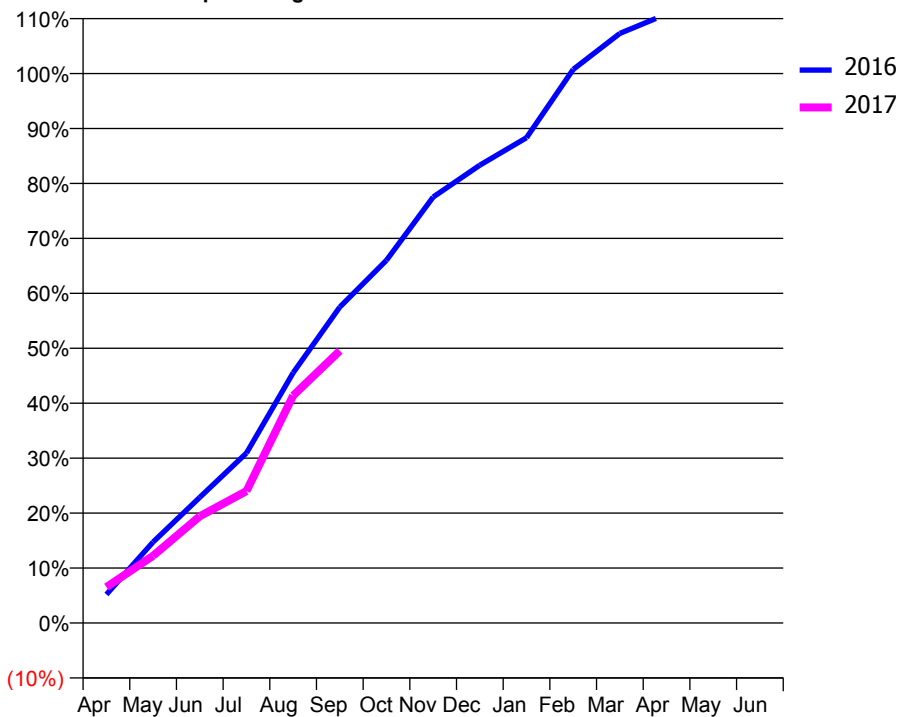
ACCESS*

Patients seen in 24 months	Total	Change since previous quarter
Quarter ending September 2015	582	
Quarter ending December 2015	597	↑
Quarter ending March 2016	584	↓
Quarter ending June 2016	589	→
Quarter ending September 2016	583	↓
Variance since September 2015	0.2%	→



ACTIVITY

Cumulative percentage of contracted UDA delivered 2016 & 2017



Adjusted Scheduled Activity (UDA)

Month	2016	2017
April	58	72
May	163	135
June	253	215
July	342	265
August	503	457
September	635	547
October	730	
November	857	
December	921	
January	976	
February	1,113	
March	1,186	
April	1,225	
May	1,225	
June	1,225	

QUALITY

	Quantity	Base Number	Contract	AT	Region	England
% of FP17s for the same patient ID Re-attending within 3 months - Children	14	327	4.3%	10.4%	11.8%	12.4%
% of FP17s for the same patient ID Re-attending within 3 months - Adults	6	78	7.7%	16.1%	16.6%	16.7%
% of FP17s for the same patient ID Re-attending between 3 & 9 months - Children	204	327	62.4%	58.5%	60.2%	57.4%
% of FP17s for the same patient ID Re-attending between 3 & 9 months - Adults	43	78	55.1%	49.6%	52.0%	50.5%
% of FP17s for Band 1 Urgent Courses	12	368	3.3%	10.6%	9.4%	9.1%
% of FP17s Relating to Free Repair or Replacements	0	368	0.0%	0.9%	0.7%	0.8%
% of FP17s Relating to Continuations	2	368	0.5%	1.4%	1.2%	1.3%
% of Patients satisfied with the dentistry they have received	0	0	N/A	93.2%	93.6%	93.2%
% of Patients satisfied with the time they had to wait for an appointment	0	0	N/A	88.6%	89.1%	89.0%

* This is based on patients treated on this contract for their most recent course of treatment. Figures in italics indicate the base number of FP17s or Patient Questionnaire responses are less than 100. N/A is shown where the base number of responses is less than 10 during the period. % is calculated as Quantity/Base number*100

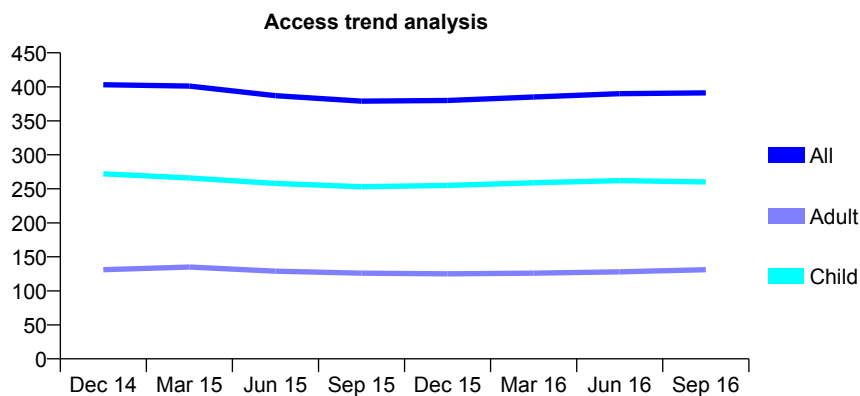
Q66 - Vital Signs At a Glance Contract Report for 920444/0001 - September 2016

Name or company name	MR DG O'HALLORAN
Contract type name	GDS Contract
Purpose of contract	General
Contract start date	01/04/2006
Contract end date	

16/17 Contracted general activity (UDA)	900
Carry forward general activity (UDA)	23
16/17 Contracted orthodontic activity (UOA)	0
Carry forward orthodontic activity (UOA)	0
Baseline contract value	£25,913.14

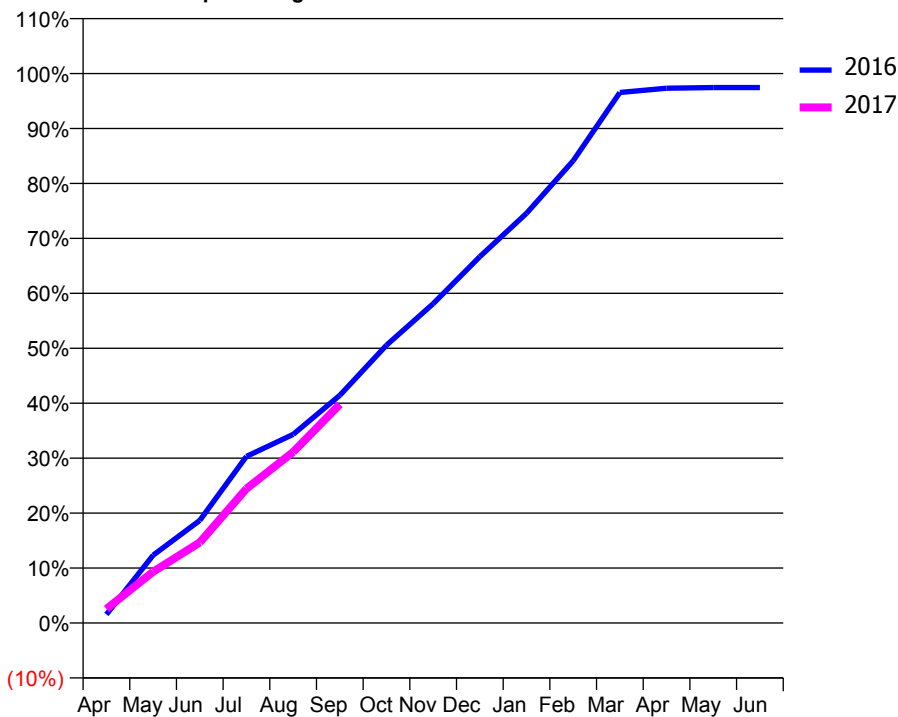
ACCESS*

Patients seen in 24 months	Total	Change since previous quarter
Quarter ending September 2015	379	
Quarter ending December 2015	380	→
Quarter ending March 2016	385	→
Quarter ending June 2016	390	→
Quarter ending September 2016	391	→
Variance since September 2015	3.2%	↑



ACTIVITY

Cumulative percentage of contracted UDA delivered 2016 & 2017



Adjusted Scheduled Activity (UDA)

Month	2016	2017
April	14	23
May	111	84
June	168	132
July	273	220
August	309	280
September	373	358
October	455	
November	523	
December	600	
January	671	
February	757	
March	869	
April	876	
May	877	
June	877	

QUALITY

	Quantity	Base Number	Contract	AT	Region	England
% of FP17s for the same patient ID Re-attending within 3 months - Children	8	228	3.5%	10.4%	11.8%	12.4%
% of FP17s for the same patient ID Re-attending within 3 months - Adults	1	68	1.5%	16.1%	16.6%	16.7%
% of FP17s for the same patient ID Re-attending between 3 & 9 months - Children	191	228	83.8%	58.5%	60.2%	57.4%
% of FP17s for the same patient ID Re-attending between 3 & 9 months - Adults	35	68	51.5%	49.6%	52.0%	50.5%
% of FP17s for Band 1 Urgent Courses	0	288	0.0%	10.6%	9.4%	9.1%
% of FP17s Relating to Free Repair or Replacements	0	288	0.0%	0.9%	0.7%	0.8%
% of FP17s Relating to Continuations	0	288	0.0%	1.4%	1.2%	1.3%
% of Patients satisfied with the dentistry they have received	0	0	N/A	93.2%	93.6%	93.2%
% of Patients satisfied with the time they had to wait for an appointment	0	0	N/A	88.6%	89.1%	89.0%

* This is based on patients treated on this contract for their most recent course of treatment. Figures in italics indicate the base number of FP17s or Patient Questionnaire responses are less than 100. N/A is shown where the base number of responses is less than 10 during the period. % is calculated as Quantity/Base number*100

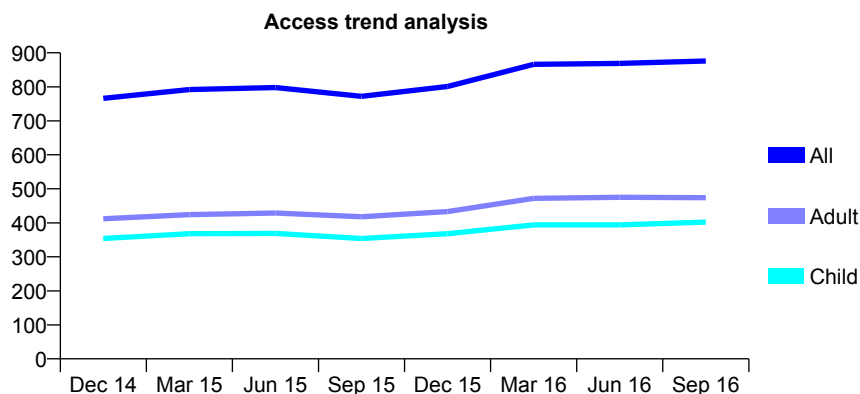
Q66 - Vital Signs At a Glance Contract Report for 925179/0001 - September 2016

Name or company name	MR MJ GOATMAN
Contract type name	GDS Contract
Purpose of contract	General
Contract start date	01/04/2006
Contract end date	

16/17 Contracted general activity (UDA)	2,216
Carry forward general activity (UDA)	30
16/17 Contracted orthodontic activity (UOA)	0
Carry forward orthodontic activity (UOA)	0
Baseline contract value	£48,649.99

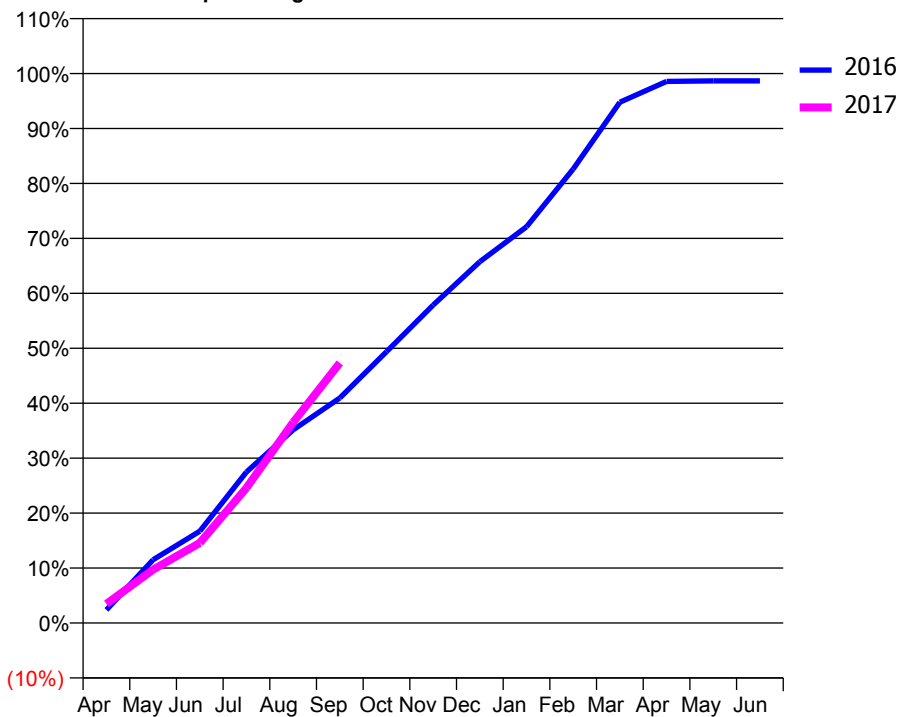
ACCESS*

Patients seen in 24 months	Total	Change since previous quarter
Quarter ending September 2015	772	
Quarter ending December 2015	801	↑
Quarter ending March 2016	866	↑
Quarter ending June 2016	869	→
Quarter ending September 2016	876	→
Variance since September 2015	13.5%	↑



ACTIVITY

Cumulative percentage of contracted UDA delivered 2016 & 2017



Month	Adjusted Scheduled Activity (UDA)	
	2016	2017
April	53	77
May	255	216
June	370	323
July	609	545
August	779	809
September	908	1,049
October	1,094	
November	1,282	
December	1,457	
January	1,598	
February	1,831	
March	2,100	
April	2,184	
May	2,186	
June	2,186	

QUALITY

	Quantity	Base Number	Contract	AT	Region	England
% of FP17s for the same patient ID Re-attending within 3 months - Children	25	301	8.3%	10.4%	11.8%	12.4%
% of FP17s for the same patient ID Re-attending within 3 months - Adults	65	340	19.1%	16.1%	16.6%	16.7%
% of FP17s for the same patient ID Re-attending between 3 & 9 months - Children	192	301	63.8%	58.5%	60.2%	57.4%
% of FP17s for the same patient ID Re-attending between 3 & 9 months - Adults	173	340	50.9%	49.6%	52.0%	50.5%
% of FP17s for Band 1 Urgent Courses	25	590	4.2%	10.6%	9.4%	9.1%
% of FP17s Relating to Free Repair or Replacements	0	590	0.0%	0.9%	0.7%	0.8%
% of FP17s Relating to Continuations	0	590	0.0%	1.4%	1.2%	1.3%
% of Patients satisfied with the dentistry they have received	0	0	N/A	93.2%	93.6%	93.2%
% of Patients satisfied with the time they had to wait for an appointment	0	0	N/A	88.6%	89.1%	89.0%

* This is based on patients treated on this contract for their most recent course of treatment. Figures in italics indicate the base number of FP17s or Patient Questionnaire responses are less than 100. N/A is shown where the base number of responses is less than 10 during the period. % is calculated as Quantity/Base number*100

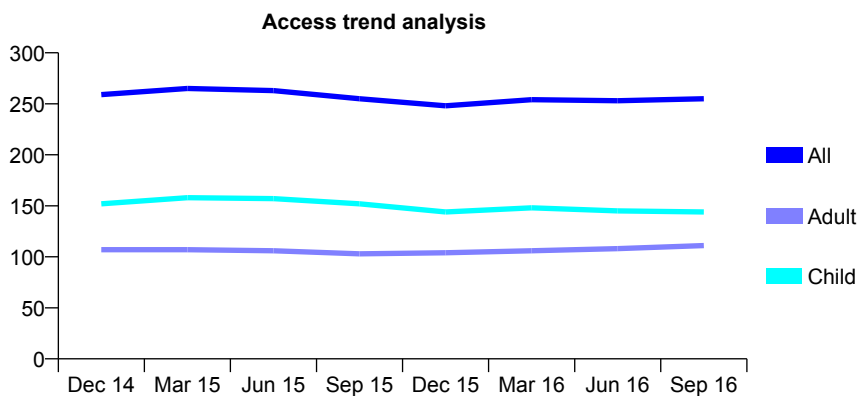
Q66 - Vital Signs At a Glance Contract Report for 926949/0001 - September 2016

Name or company name	MRS P SELLEY
Contract type name	GDS Contract
Purpose of contract	General
Contract start date	01/04/2006
Contract end date	

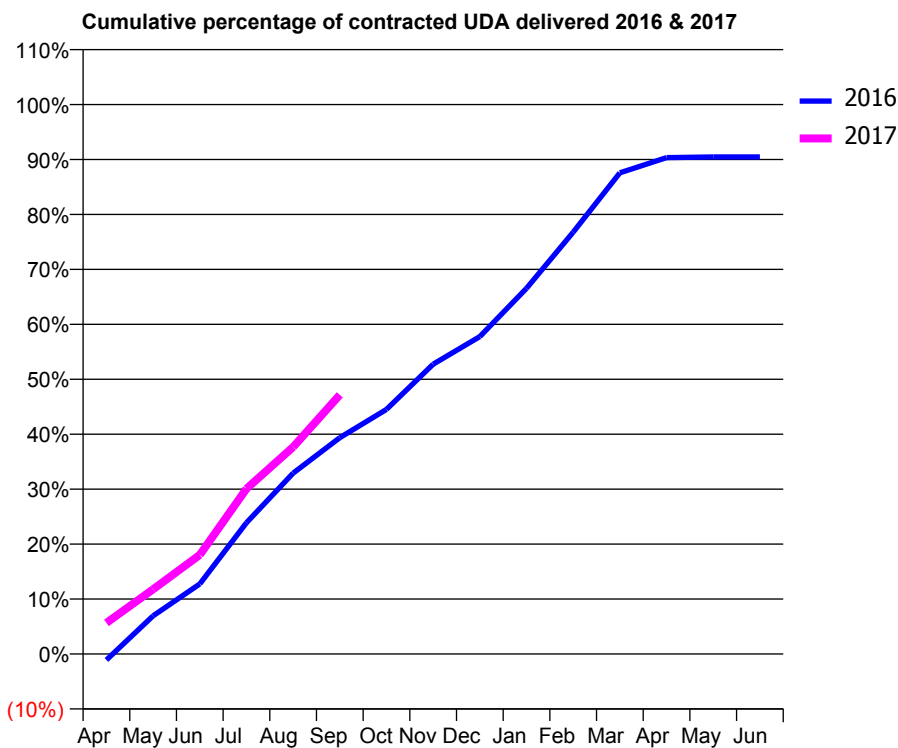
16/17 Contracted general activity (UDA)	900
Carry forward general activity (UDA)	0
16/17 Contracted orthodontic activity (UOA)	0
Carry forward orthodontic activity (UOA)	0
Baseline contract value	£28,991.63

ACCESS*

Patients seen in 24 months	Total	Change since previous quarter
Quarter ending September 2015	255	
Quarter ending December 2015	248	↓
Quarter ending March 2016	254	↑
Quarter ending June 2016	253	→
Quarter ending September 2016	255	→
Variance since September 2015	0.0%	→



ACTIVITY



Adjusted Scheduled Activity (UDA)		
Month	2016	2017
April	-10	51
May	63	106
June	115	162
July	215	271
August	296	339
September	354	424
October	401	
November	475	
December	520	
January	599	
February	691	
March	788	
April	813	
May	814	
June	814	

QUALITY

	Quantity	Base Number	Contract	AT	Region	England
% of FP17s for the same patient ID Re-attending within 3 months - Children	3	109	2.8%	10.4%	11.8%	12.4%
% of FP17s for the same patient ID Re-attending within 3 months - Adults	13	74	17.6%	16.1%	16.6%	16.7%
% of FP17s for the same patient ID Re-attending between 3 & 9 months - Children	65	109	59.6%	58.5%	60.2%	57.4%
% of FP17s for the same patient ID Re-attending between 3 & 9 months - Adults	33	74	44.6%	49.6%	52.0%	50.5%
% of FP17s for Band 1 Urgent Courses	7	176	4.0%	10.6%	9.4%	9.1%
% of FP17s Relating to Free Repair or Replacements	0	176	0.0%	0.9%	0.7%	0.8%
% of FP17s Relating to Continuations	0	176	0.0%	1.4%	1.2%	1.3%
% of Patients satisfied with the dentistry they have received	0	0	N/A	93.2%	93.6%	93.2%
% of Patients satisfied with the time they had to wait for an appointment	0	0	N/A	88.6%	89.1%	89.0%

* This is based on patients treated on this contract for their most recent course of treatment. Figures in italics indicate the base number of FP17s or Patient Questionnaire responses are less than 100. N/A is shown where the base number of responses is less than 10 during the period. % is calculated as Quantity/Base number*100

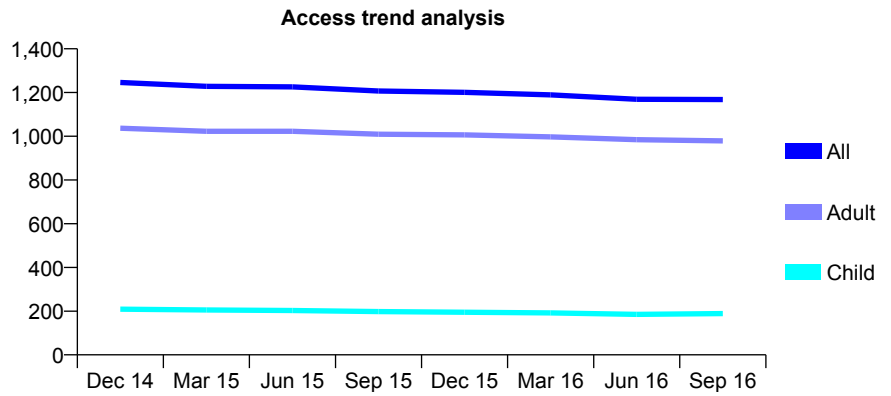
Q66 - Vital Signs At a Glance Contract Report for 933023/0001 - September 2016

Name or company name	MR M AZIZI
Contract type name	GDS Contract
Purpose of contract	General
Contract start date	01/04/2006
Contract end date	

16/17 Contracted general activity (UDA)	4,600
Carry forward general activity (UDA)	0
16/17 Contracted orthodontic activity (UOA)	0
Carry forward orthodontic activity (UOA)	0
Baseline contract value	£105,625.29

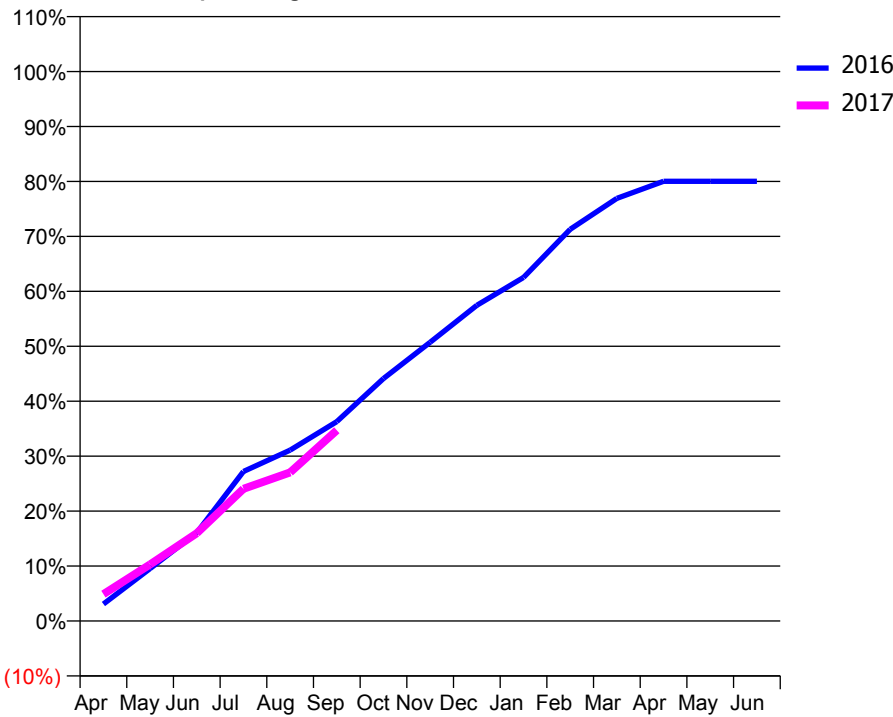
ACCESS*

Patients seen in 24 months	Total	Change since previous quarter
Quarter ending September 2015	1,207	
Quarter ending December 2015	1,201	→
Quarter ending March 2016	1,189	→
Quarter ending June 2016	1,169	↓
Quarter ending September 2016	1,168	→
Variance since September 2015	(3.2%)	↓



ACTIVITY

Cumulative percentage of contracted UDA delivered 2016 & 2017



Month	Adjusted Scheduled Activity (UDA)	
	2016	2017
April	142	225
May	439	474
June	739	735
July	1,252	1,107
August	1,430	1,244
September	1,669	1,596
October	2,030	
November	2,334	
December	2,643	
January	2,876	
February	3,279	
March	3,538	
April	3,680	
May	3,680	
June	3,680	

QUALITY

	Quantity	Base Number	Contract	AT	Region	England
% of FP17s for the same patient ID Re-attending within 3 months - Children	10	160	6.3%	10.4%	11.8%	12.4%
% of FP17s for the same patient ID Re-attending within 3 months - Adults	90	806	11.2%	16.1%	16.6%	16.7%
% of FP17s for the same patient ID Re-attending between 3 & 9 months - Children	116	160	72.5%	58.5%	60.2%	57.4%
% of FP17s for the same patient ID Re-attending between 3 & 9 months - Adults	568	806	70.5%	49.6%	52.0%	50.5%
% of FP17s for Band 1 Urgent Courses	37	887	4.2%	10.6%	9.4%	9.1%
% of FP17s Relating to Free Repair or Replacements	0	887	0.0%	0.9%	0.7%	0.8%
% of FP17s Relating to Continuations	23	887	2.6%	1.4%	1.2%	1.3%
% of Patients satisfied with the dentistry they have received	1	1	N/A	93.2%	93.6%	93.2%
% of Patients satisfied with the time they had to wait for an appointment	1	1	N/A	88.6%	89.1%	89.0%

* This is based on patients treated on this contract for their most recent course of treatment. Figures in italics indicate the base number of FP17s or Patient Questionnaire responses are less than 100. N/A is shown where the base number of responses is less than 10 during the period. % is calculated as Quantity/Base number*100

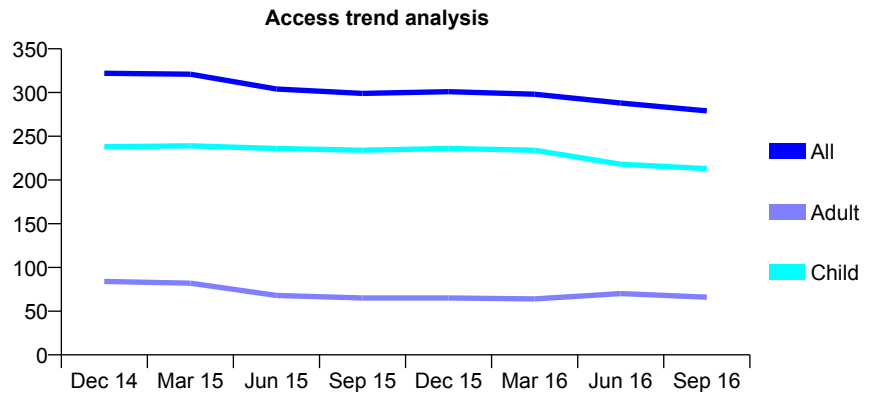
Q66 - Vital Signs At a Glance Contract Report for 953008/0001 - September 2016

Name or company name	MR RC EVANS
Contract type name	GDS Contract
Purpose of contract	General
Contract start date	01/09/2009
Contract end date	

16/17 Contracted general activity (UDA)	600
Carry forward general activity (UDA)	0
16/17 Contracted orthodontic activity (UOA)	0
Carry forward orthodontic activity (UOA)	0
Baseline contract value	£15,629.74

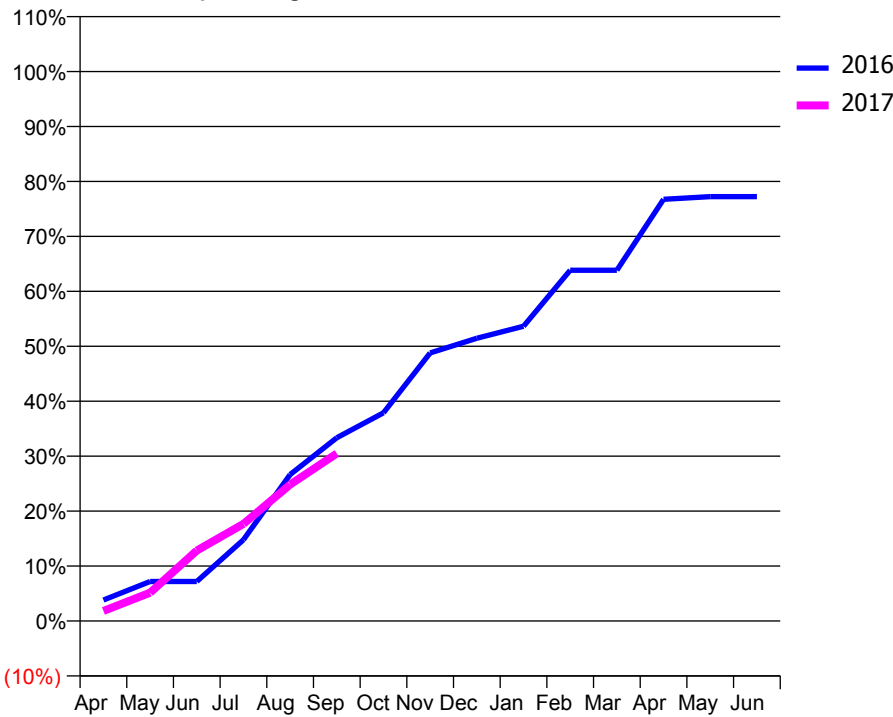
ACCESS*

Patients seen in 24 months	Total	Change since previous quarter
Quarter ending September 2015	299	
Quarter ending December 2015	301	→
Quarter ending March 2016	298	→
Quarter ending June 2016	288	↓
Quarter ending September 2016	279	↓
Variance since September 2015	(6.7%)	↓



ACTIVITY

Cumulative percentage of contracted UDA delivered 2016 & 2017



Month	Adjusted Scheduled Activity (UDA)	
	2016	2017
April	23	11
May	43	31
June	43	77
July	89	106
August	160	149
September	200	183
October	227	
November	293	
December	309	
January	322	
February	383	
March	383	
April	460	
May	463	
June	463	

QUALITY

	Quantity	Base Number	Contract	AT	Region	England
% of FP17s for the same patient ID Re-attending within 3 months - Children	7	157	4.5%	10.4%	11.8%	12.4%
% of FP17s for the same patient ID Re-attending within 3 months - Adults	3	34	8.8%	16.1%	16.6%	16.7%
% of FP17s for the same patient ID Re-attending between 3 & 9 months - Children	68	157	43.3%	58.5%	60.2%	57.4%
% of FP17s for the same patient ID Re-attending between 3 & 9 months - Adults	9	34	26.5%	49.6%	52.0%	50.5%
% of FP17s for Band 1 Urgent Courses	0	153	0.0%	10.6%	9.4%	9.1%
% of FP17s Relating to Free Repair or Replacements	0	153	0.0%	0.9%	0.7%	0.8%
% of FP17s Relating to Continuations	2	153	1.3%	1.4%	1.2%	1.3%
% of Patients satisfied with the dentistry they have received	0	0	N/A	93.2%	93.6%	93.2%
% of Patients satisfied with the time they had to wait for an appointment	0	0	N/A	88.6%	89.1%	89.0%

* This is based on patients treated on this contract for their most recent course of treatment. Figures in italics indicate the base number of FP17s or Patient Questionnaire responses are less than 100. N/A is shown where the base number of responses is less than 10 during the period. % is calculated as Quantity/Base number*100

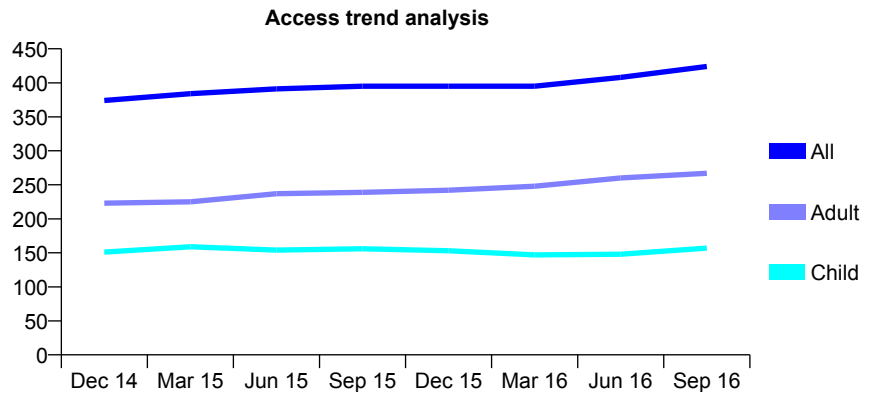
Q66 - Vital Signs At a Glance Contract Report for 985600/0001 - September 2016

Name or company name	MR A ZAHEDI SHALFOROUSH
Contract type name	GDS Contract
Purpose of contract	General
Contract start date	01/04/2006
Contract end date	

16/17 Contracted general activity (UDA)	1,957
Carry forward general activity (UDA)	0
16/17 Contracted orthodontic activity (UOA)	0
Carry forward orthodontic activity (UOA)	0
Baseline contract value	£50,134.53

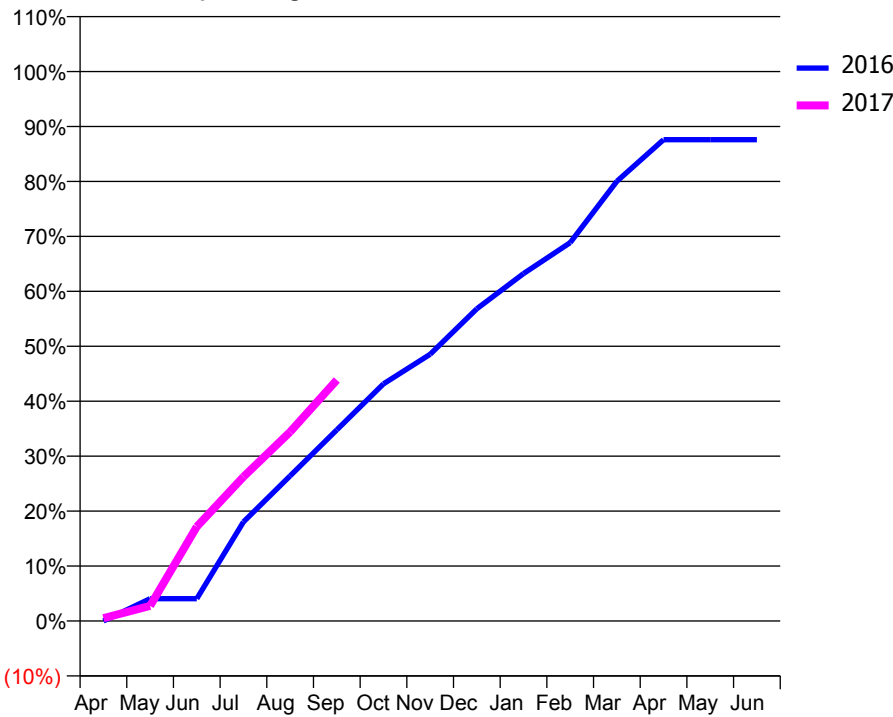
ACCESS*

Patients seen in 24 months	Total	Change since previous quarter
Quarter ending September 2015	395	
Quarter ending December 2015	395	→
Quarter ending March 2016	395	→
Quarter ending June 2016	408	↑
Quarter ending September 2016	424	↑
Variance since September 2015	7.3%	↑



ACTIVITY

Cumulative percentage of contracted UDA delivered 2016 & 2017



Month	Adjusted Scheduled Activity (UDA)	
	2016	2017
April	0	10
May	79	54
June	79	336
July	353	514
August	517	674
September	681	858
October	844	
November	950	
December	1,112	
January	1,237	
February	1,348	
March	1,566	
April	1,714	
May	1,714	
June	1,714	

QUALITY

	Quantity	Base Number	Contract	AT	Region	England
% of FP17s for the same patient ID Re-attending within 3 months - Children	21	152	13.8%	10.4%	11.8%	12.4%
% of FP17s for the same patient ID Re-attending within 3 months - Adults	32	218	14.7%	16.1%	16.6%	16.7%
% of FP17s for the same patient ID Re-attending between 3 & 9 months - Children	96	152	63.2%	58.5%	60.2%	57.4%
% of FP17s for the same patient ID Re-attending between 3 & 9 months - Adults	136	218	62.4%	49.6%	52.0%	50.5%
% of FP17s for Band 1 Urgent Courses	32	315	10.2%	10.6%	9.4%	9.1%
% of FP17s Relating to Free Repair or Replacements	0	315	0.0%	0.9%	0.7%	0.8%
% of FP17s Relating to Continuations	0	315	0.0%	1.4%	1.2%	1.3%
% of Patients satisfied with the dentistry they have received	2	2	N/A	93.2%	93.6%	93.2%
% of Patients satisfied with the time they had to wait for an appointment	2	2	N/A	88.6%	89.1%	89.0%

* This is based on patients treated on this contract for their most recent course of treatment. Figures in italics indicate the base number of FP17s or Patient Questionnaire responses are less than 100. N/A is shown where the base number of responses is less than 10 during the period. % is calculated as Quantity/Base number*100

Q67 - Vital Signs At a Glance Contract Report for 100166/0000 - September 2016


Name or company name	Church Hill dental Practice
Contract type name	PDS Contract
Purpose of contract	General
Contract start date	03/03/2016
Contract end date	31/03/2018

16/17 Contracted general activity (UDA)	4,800
Carry forward general activity (UDA)	0
16/17 Contracted orthodontic activity (UOA)	0
Carry forward orthodontic activity (UOA)	0
Baseline contract value	£109,476.69

ACCESS*

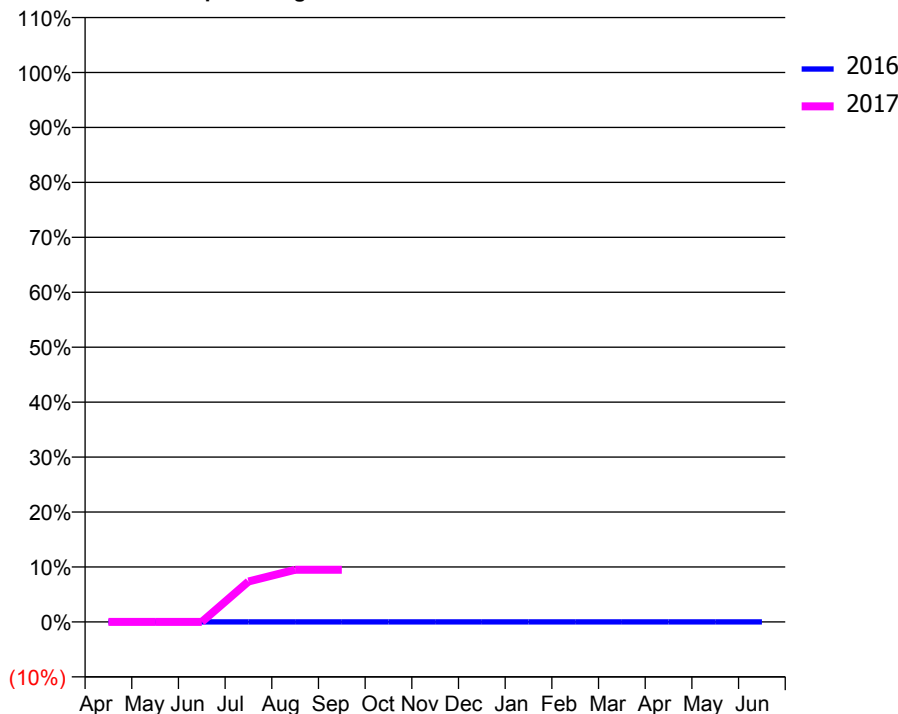
Patients seen in 24 months	Total	Change since previous quarter
Quarter ending September 2015	0	
Quarter ending December 2015	0	
Quarter ending March 2016	0	
Quarter ending June 2016	0	
Quarter ending September 2016	167	↑
Variance since September 2015	N/A	

Access trend analysis



ACTIVITY

Cumulative percentage of contracted UDA delivered 2016 & 2017



Adjusted Scheduled Activity (UDA)

Month	2016	2017
April	0	0
May	0	0
June	0	0
July	0	354
August	0	456
September	0	456
October	0	
November	0	
December	0	
January	0	
February	0	
March	0	
April	0	
May	0	
June	0	

QUALITY

	Quantity	Base Number	Contract	AT	Region	England
% of FP17s for the same patient ID Re-attending within 3 months - Children	2	53	3.8%	11.8%	11.8%	12.4%
% of FP17s for the same patient ID Re-attending within 3 months - Adults	1	135	0.7%	17.2%	16.6%	16.7%
% of FP17s for the same patient ID Re-attending between 3 & 9 months - Children	0	53	0.0%	55.4%	60.2%	57.4%
% of FP17s for the same patient ID Re-attending between 3 & 9 months - Adults	0	135	0.0%	48.7%	52.0%	50.5%
% of FP17s for Band 1 Urgent Courses	31	188	16.5%	10.5%	9.4%	9.1%
% of FP17s Relating to Free Repair or Replacements	2	188	1.1%	0.6%	0.7%	0.8%
% of FP17s Relating to Continuations	0	188	0.0%	1.0%	1.2%	1.3%
% of Patients satisfied with the dentistry they have received	0	0	N/A	94.3%	93.6%	93.2%
% of Patients satisfied with the time they had to wait for an appointment	0	0	N/A	88.1%	89.1%	89.0%

* This is based on patients treated on this contract for their most recent course of treatment. Figures in italics indicate the base number of FP17s or Patient Questionnaire responses are less than 100. N/A is shown where the base number of responses is less than 10 during the period. % is calculated as Quantity/Base number*100

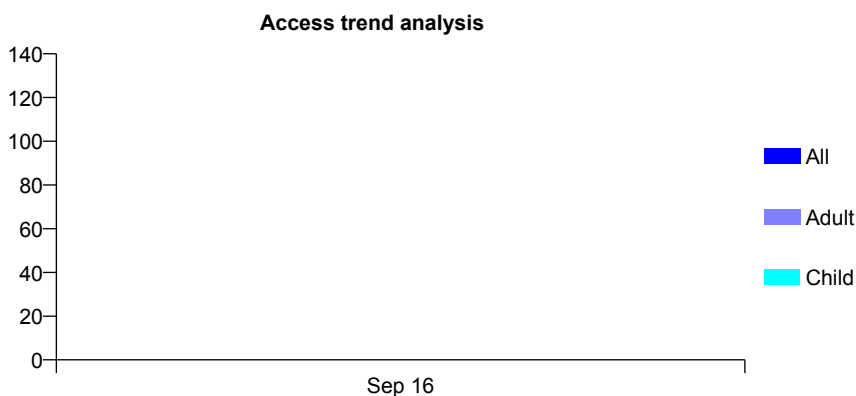
Q67 - Vital Signs At a Glance Contract Report for 100197/0000 - September 2016

Name or company name	Holborough Dental Care Ltd
Contract type name	GDS Contract
Purpose of contract	General
Contract start date	23/05/2016
Contract end date	22/08/2016

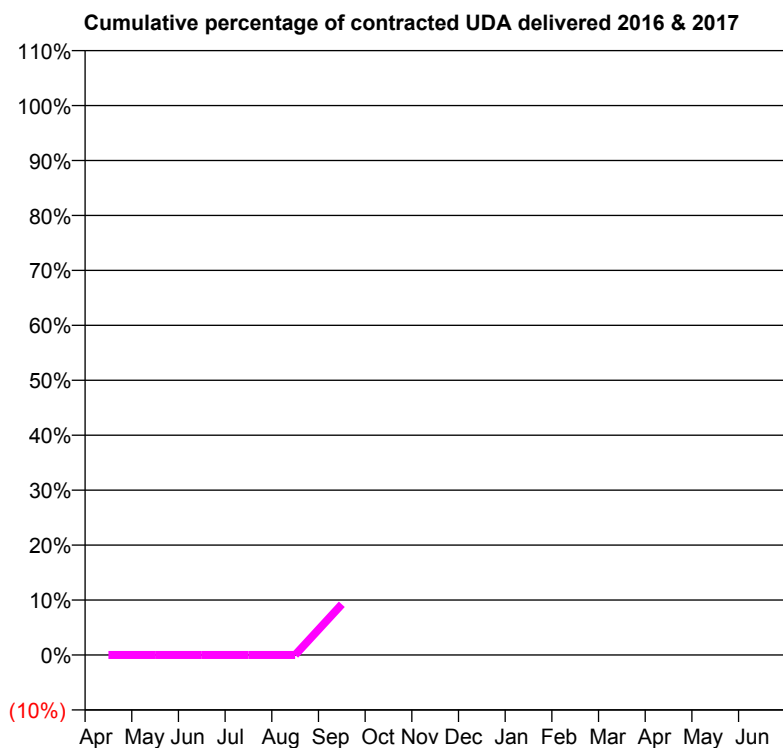
16/17 Contracted general activity (UDA)	2,151
Carry forward general activity (UDA)	0
16/17 Contracted orthodontic activity (UOA)	0
Carry forward orthodontic activity (UOA)	0
Baseline contract value	£59,383.75

ACCESS*

Patients seen in 24 months	Total	Change since previous quarter
Quarter ending September 2015	0	
Quarter ending December 2015	0	
Quarter ending March 2016	0	
Quarter ending June 2016	0	
Quarter ending September 2016	124	↑
Variance since September 2015	N/A	



ACTIVITY



Month	Adjusted Scheduled Activity (UDA)	
	2016	2017
April	0	0
May	0	0
June	0	0
July	0	0
August	0	0
September	0	199
October	0	0
November	0	0
December	0	0
January	0	0
February	0	0
March	0	0
April	0	0
May	0	0
June	0	0

QUALITY

	Quantity	Base Number	Contract	AT	Region	England
% of FP17s for the same patient ID Re-attending within 3 months - Children	0	55	0.0%	11.8%	11.8%	12.4%
% of FP17s for the same patient ID Re-attending within 3 months - Adults	1	86	1.2%	17.2%	16.6%	16.7%
% of FP17s for the same patient ID Re-attending between 3 & 9 months - Children	0	55	0.0%	55.4%	60.2%	57.4%
% of FP17s for the same patient ID Re-attending between 3 & 9 months - Adults	0	86	0.0%	48.7%	52.0%	50.5%
% of FP17s for Band 1 Urgent Courses	13	141	9.2%	10.5%	9.4%	9.1%
% of FP17s Relating to Free Repair or Replacements	1	141	0.7%	0.6%	0.7%	0.8%
% of FP17s Relating to Continuations	0	141	0.0%	1.0%	1.2%	1.3%
% of Patients satisfied with the dentistry they have received	0	0	N/A	94.3%	93.6%	93.2%
% of Patients satisfied with the time they had to wait for an appointment	0	0	N/A	88.1%	89.1%	89.0%

* This is based on patients treated on this contract for their most recent course of treatment. Figures in italics indicate the base number of FP17s or Patient Questionnaire responses are less than 100. N/A is shown where the base number of responses is less than 10 during the period. % is calculated as Quantity/Base number*100

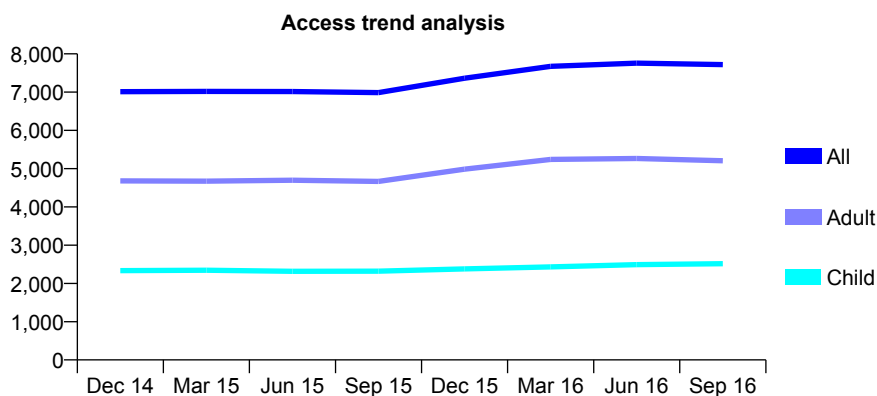
Q67 - Vital Signs At a Glance Contract Report for 101281/0032 - September 2016

Name or company name	OASIS DENTAL CARE LTD
Contract type name	GDS Contract
Purpose of contract	General
Contract start date	01/04/2006
Contract end date	

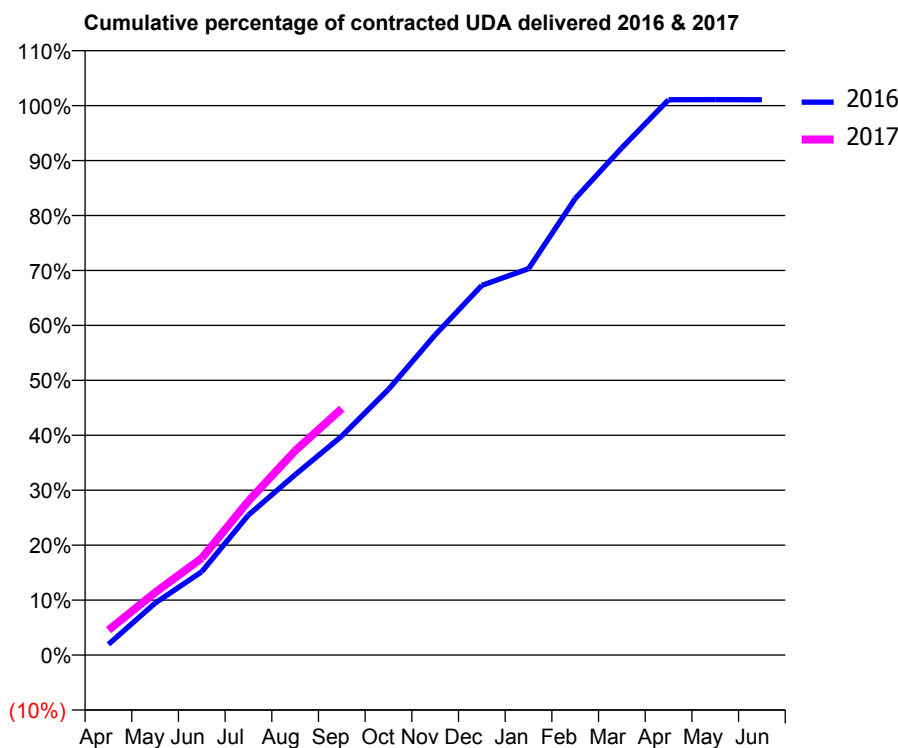
16/17 Contracted general activity (UDA)	19,413
Carry forward general activity (UDA)	-205
16/17 Contracted orthodontic activity (UOA)	0
Carry forward orthodontic activity (UOA)	0
Baseline contract value	£446,961.54

ACCESS*

Patients seen in 24 months	Total	Change since previous quarter
Quarter ending September 2015	6,986	
Quarter ending December 2015	7,364	↑
Quarter ending March 2016	7,674	↑
Quarter ending June 2016	7,756	→
Quarter ending September 2016	7,719	→
Variance since September 2015	10.5%	↑



ACTIVITY



Month	Adjusted Scheduled Activity (UDA)	
	2016	2017
April	377	883
May	1,833	2,212
June	2,947	3,429
July	4,951	5,443
August	6,373	7,221
September	7,740	8,710
October	9,389	
November	11,314	
December	13,063	
January	13,649	
February	16,129	
March	17,924	
April	19,620	
May	19,625	
June	19,618	

QUALITY

	Quantity	Base Number	Contract	AT	Region	England
% of FP17s for the same patient ID Re-attending within 3 months - Children	162	2,066	7.8%	11.8%	11.8%	12.4%
% of FP17s for the same patient ID Re-attending within 3 months - Adults	705	3,912	18.0%	17.2%	16.6%	16.7%
% of FP17s for the same patient ID Re-attending between 3 & 9 months - Children	1,263	2,066	61.1%	55.4%	60.2%	57.4%
% of FP17s for the same patient ID Re-attending between 3 & 9 months - Adults	1,910	3,912	48.8%	48.7%	52.0%	50.5%
% of FP17s for Band 1 Urgent Courses	439	5,059	8.7%	10.5%	9.4%	9.1%
% of FP17s Relating to Free Repair or Replacements	65	5,059	1.3%	0.6%	0.7%	0.8%
% of FP17s Relating to Continuations	116	5,059	2.3%	1.0%	1.2%	1.3%
% of Patients satisfied with the dentistry they have received	5	5	N/A	94.3%	93.6%	93.2%
% of Patients satisfied with the time they had to wait for an appointment	4	5	N/A	88.1%	89.1%	89.0%

* This is based on patients treated on this contract for their most recent course of treatment. Figures in italics indicate the base number of FP17s or Patient Questionnaire responses are less than 100. N/A is shown where the base number of responses is less than 10 during the period. % is calculated as Quantity/Base number*100

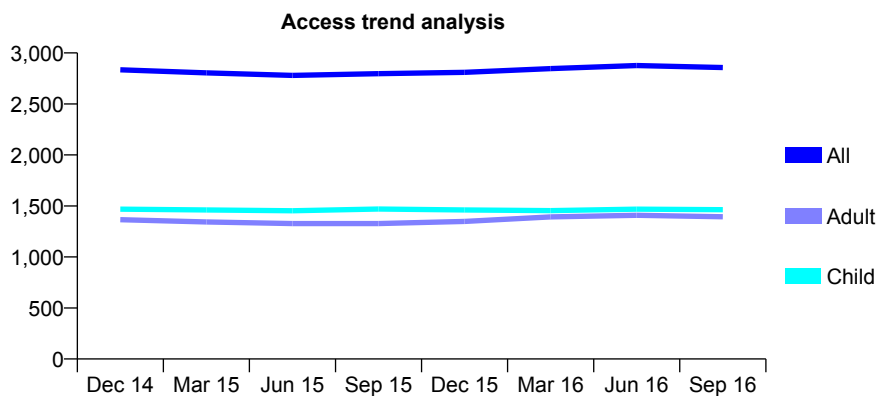
Q67 - Vital Signs At a Glance Contract Report for 101281/0035 - September 2016

Name or company name	OASIS DENTAL CARE LTD
Contract type name	GDS Contract
Purpose of contract	General and Orthodontic
Contract start date	01/04/2006
Contract end date	

16/17 Contracted general activity (UDA)	7,549
Carry forward general activity (UDA)	-110
16/17 Contracted orthodontic activity (UOA)	2,029
Carry forward orthodontic activity (UOA)	0
Baseline contract value	£366,797.19

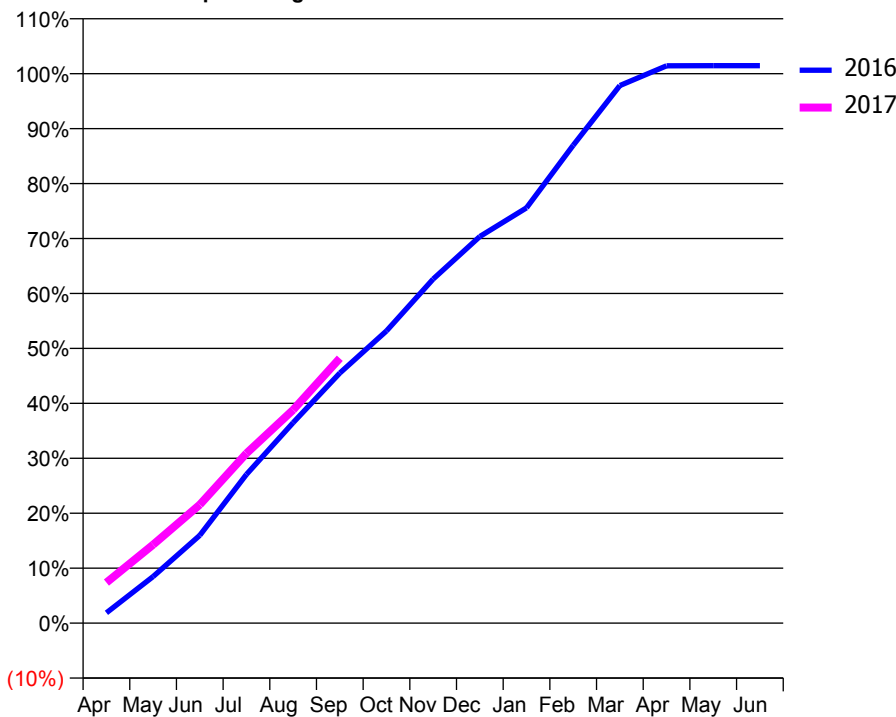
ACCESS*

Patients seen in 24 months	Total	Change since previous quarter
Quarter ending September 2015	2,797	
Quarter ending December 2015	2,810	→
Quarter ending March 2016	2,847	→
Quarter ending June 2016	2,876	→
Quarter ending September 2016	2,857	→
Variance since September 2015	2.1%	↑



ACTIVITY

Cumulative percentage of contracted UDA delivered 2016 & 2017



Month	Adjusted Scheduled Activity (UDA)	
	2016	2017
April	143	558
May	641	1,078
June	1,205	1,628
July	2,044	2,333
August	2,754	2,930
September	3,435	3,640
October	4,015	
November	4,728	
December	5,311	
January	5,705	
February	6,564	
March	7,385	
April	7,657	
May	7,658	
June	7,659	

QUALITY

	Quantity	Base Number	Contract	AT	Region	England
% of FP17s for the same patient ID Re-attending within 3 months - Children	106	1,205	8.8%	11.8%	11.8%	12.4%
% of FP17s for the same patient ID Re-attending within 3 months - Adults	175	1,058	16.5%	17.2%	16.6%	16.7%
% of FP17s for the same patient ID Re-attending between 3 & 9 months - Children	723	1,205	60.0%	55.4%	60.2%	57.4%
% of FP17s for the same patient ID Re-attending between 3 & 9 months - Adults	638	1,058	60.3%	48.7%	52.0%	50.5%
% of FP17s for Band 1 Urgent Courses	140	2,051	6.8%	10.5%	9.4%	9.1%
% of FP17s Relating to Free Repair or Replacements	9	2,051	0.4%	0.6%	0.7%	0.8%
% of FP17s Relating to Continuations	6	2,051	0.3%	1.0%	1.2%	1.3%
% of Patients satisfied with the dentistry they have received	6	6	N/A	94.3%	93.6%	93.2%
% of Patients satisfied with the time they had to wait for an appointment	6	6	N/A	88.1%	89.1%	89.0%

* This is based on patients treated on this contract for their most recent course of treatment. Figures in italics indicate the base number of FP17s or Patient Questionnaire responses are less than 100. N/A is shown where the base number of responses is less than 10 during the period. % is calculated as Quantity/Base number*100

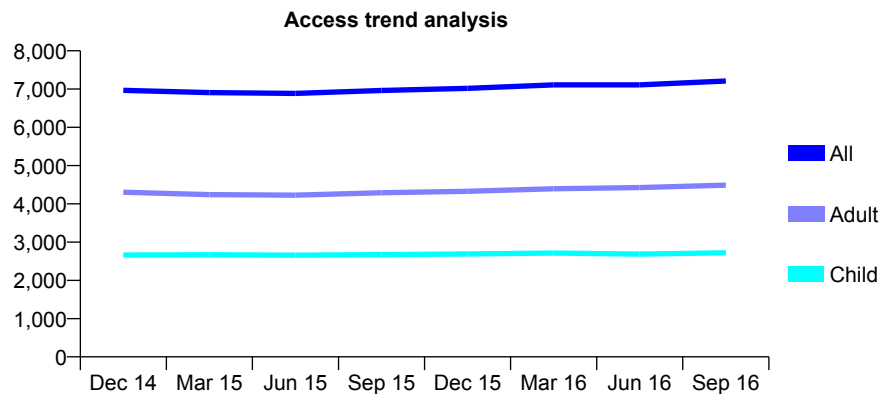
Q67 - Vital Signs At a Glance Contract Report for 101281/0105 - September 2016

Name or company name	OASIS DENTAL CARE LTD
Contract type name	GDS Contract
Purpose of contract	General and Orthodontic
Contract start date	01/04/2006
Contract end date	

16/17 Contracted general activity (UDA)	19,191
Carry forward general activity (UDA)	0
16/17 Contracted orthodontic activity (UOA)	1,035
Carry forward orthodontic activity (UOA)	0
Baseline contract value	£499,289.22

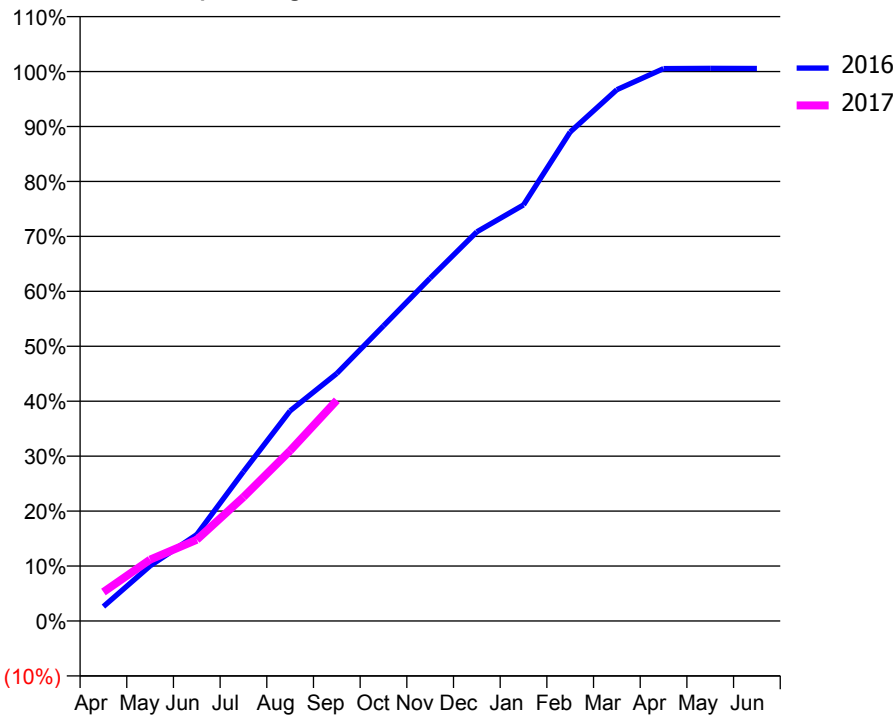
ACCESS*

Patients seen in 24 months	Total	Change since previous quarter
Quarter ending September 2015	6,962	
Quarter ending December 2015	7,019	→
Quarter ending March 2016	7,109	→
Quarter ending June 2016	7,110	→
Quarter ending September 2016	7,210	→
Variance since September 2015	3.6%	↑



ACTIVITY

Cumulative percentage of contracted UDA delivered 2016 & 2017



Month	Adjusted Scheduled Activity (UDA)	
	2016	2017
April	506	1,014
May	1,926	2,144
June	3,021	2,840
July	5,217	4,331
August	7,344	5,950
September	8,647	7,708
October	10,307	
November	11,976	
December	13,592	
January	14,532	
February	17,078	
March	18,558	
April	19,293	
May	19,302	
June	19,299	

QUALITY

	Quantity	Base Number	Contract	AT	Region	England
% of FP17s for the same patient ID Re-attending within 3 months - Children	152	2,138	7.1%	11.8%	11.8%	12.4%
% of FP17s for the same patient ID Re-attending within 3 months - Adults	345	3,119	11.1%	17.2%	16.6%	16.7%
% of FP17s for the same patient ID Re-attending between 3 & 9 months - Children	1,388	2,138	64.9%	55.4%	60.2%	57.4%
% of FP17s for the same patient ID Re-attending between 3 & 9 months - Adults	1,946	3,119	62.4%	48.7%	52.0%	50.5%
% of FP17s for Band 1 Urgent Courses	190	4,793	4.0%	10.5%	9.4%	9.1%
% of FP17s Relating to Free Repair or Replacements	2	4,793	0.0%	0.6%	0.7%	0.8%
% of FP17s Relating to Continuations	81	4,793	1.7%	1.0%	1.2%	1.3%
% of Patients satisfied with the dentistry they have received	6	6	N/A	94.3%	93.6%	93.2%
% of Patients satisfied with the time they had to wait for an appointment	5	6	N/A	88.1%	89.1%	89.0%

* This is based on patients treated on this contract for their most recent course of treatment. Figures in italics indicate the base number of FP17s or Patient Questionnaire responses are less than 100. N/A is shown where the base number of responses is less than 10 during the period. % is calculated as Quantity/Base number*100

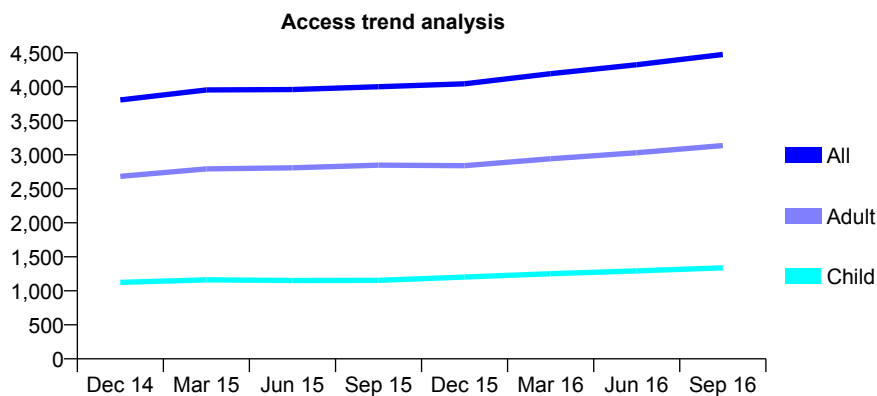
Q67 - Vital Signs At a Glance Contract Report for 101338/0105 - September 2016

Name or company name	Whitecross Dental Care Limited
Contract type name	GDS Contract
Purpose of contract	General
Contract start date	16/11/2009
Contract end date	

16/17 Contracted general activity (UDA)	12,000
Carry forward general activity (UDA)	259
16/17 Contracted orthodontic activity (UOA)	0
Carry forward orthodontic activity (UOA)	0
Baseline contract value	£361,113.51

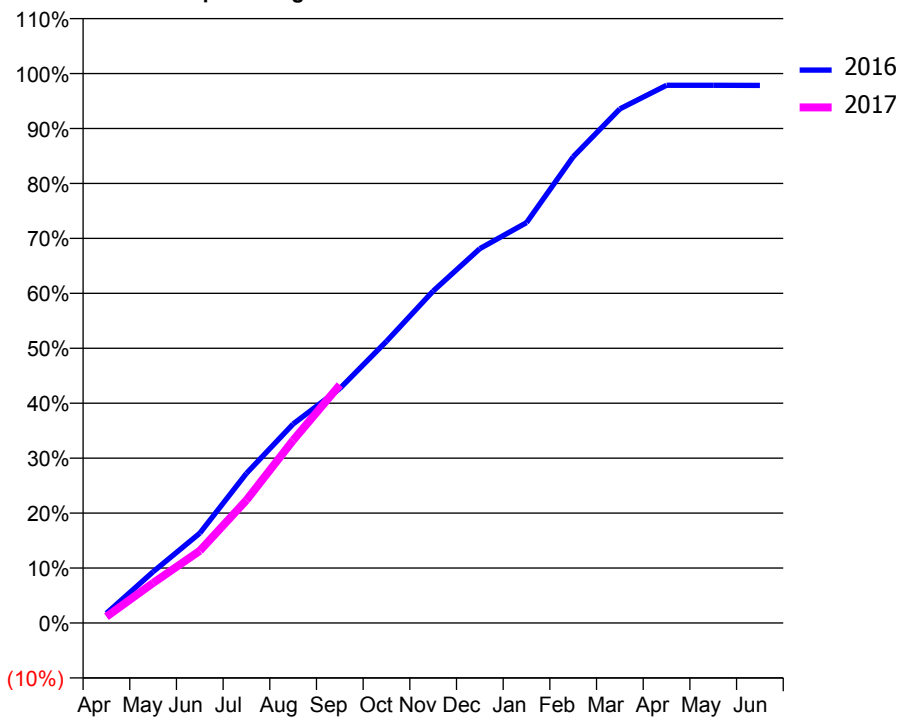
ACCESS*

Patients seen in 24 months	Total	Change since previous quarter
Quarter ending September 2015	4,001	
Quarter ending December 2015	4,044	→
Quarter ending March 2016	4,193	↑
Quarter ending June 2016	4,325	↑
Quarter ending September 2016	4,475	↑
Variance since September 2015	11.8%	↑



ACTIVITY

Cumulative percentage of contracted UDA delivered 2016 & 2017



Adjusted Scheduled Activity (UDA)

Month	2016	2017
April	211	139
May	1,121	874
June	1,961	1,577
July	3,268	2,682
August	4,347	3,992
September	5,120	5,200
October	6,151	
November	7,250	
December	8,176	
January	8,744	
February	10,182	
March	11,228	
April	11,742	
May	11,742	
June	11,741	

QUALITY

	Quantity	Base Number	Contract	AT	Region	England
% of FP17s for the same patient ID Re-attending within 3 months - Children	68	1,104	6.2%	11.8%	11.8%	12.4%
% of FP17s for the same patient ID Re-attending within 3 months - Adults	231	2,112	10.9%	17.2%	16.6%	16.7%
% of FP17s for the same patient ID Re-attending between 3 & 9 months - Children	703	1,104	63.7%	55.4%	60.2%	57.4%
% of FP17s for the same patient ID Re-attending between 3 & 9 months - Adults	1,059	2,112	50.1%	48.7%	52.0%	50.5%
% of FP17s for Band 1 Urgent Courses	222	2,992	7.4%	10.5%	9.4%	9.1%
% of FP17s Relating to Free Repair or Replacements	9	2,992	0.3%	0.6%	0.7%	0.8%
% of FP17s Relating to Continuations	75	2,992	2.5%	1.0%	1.2%	1.3%
% of Patients satisfied with the dentistry they have received	11	11	100.0%	94.3%	93.6%	93.2%
% of Patients satisfied with the time they had to wait for an appointment	8	11	72.7%	88.1%	89.1%	89.0%

* This is based on patients treated on this contract for their most recent course of treatment. Figures in italics indicate the base number of FP17s or Patient Questionnaire responses are less than 100. N/A is shown where the base number of responses is less than 10 during the period. % is calculated as Quantity/Base number*100

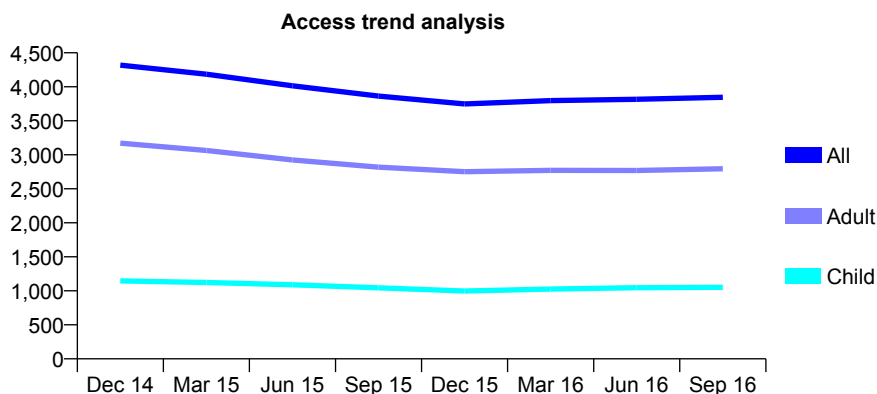
Q67 - Vital Signs At a Glance Contract Report for 101338/0116 - September 2016

Name or company name	Whitecross Dental Care Limited
Contract type name	GDS Contract
Purpose of contract	General
Contract start date	03/03/2010
Contract end date	

16/17 Contracted general activity (UDA)	14,000
Carry forward general activity (UDA)	0
16/17 Contracted orthodontic activity (UOA)	0
Carry forward orthodontic activity (UOA)	0
Baseline contract value	£364,875.12

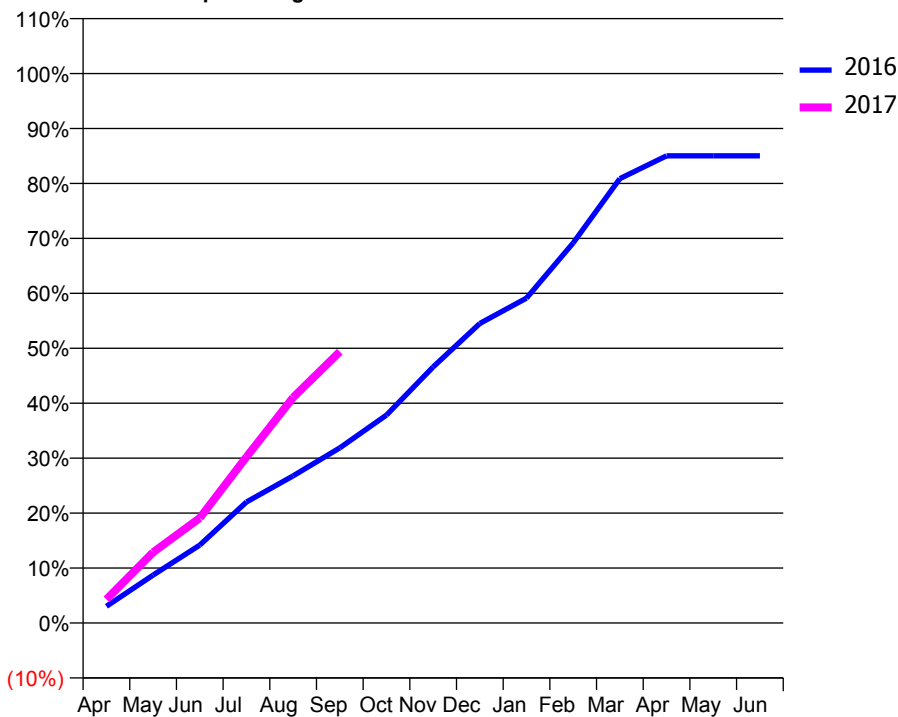
ACCESS*

Patients seen in 24 months	Total	Change since previous quarter
Quarter ending September 2015	3,863	
Quarter ending December 2015	3,749	↓
Quarter ending March 2016	3,798	→
Quarter ending June 2016	3,816	→
Quarter ending September 2016	3,847	→
Variance since September 2015	(0.4%)	→



ACTIVITY

Cumulative percentage of contracted UDA delivered 2016 & 2017



Month	Adjusted Scheduled Activity (UDA)	
	2016	2017
April	427	601
May	1,223	1,804
June	1,987	2,675
July	3,084	4,230
August	3,749	5,745
September	4,461	6,913
October	5,298	
November	6,524	
December	7,633	
January	8,278	
February	9,685	
March	11,323	
April	11,901	
May	11,901	
June	11,904	

QUALITY

	Quantity	Base Number	Contract	AT	Region	England
% of FP17s for the same patient ID Re-attending within 3 months - Children	45	896	5.0%	11.8%	11.8%	12.4%
% of FP17s for the same patient ID Re-attending within 3 months - Adults	249	2,075	12.0%	17.2%	16.6%	16.7%
% of FP17s for the same patient ID Re-attending between 3 & 9 months - Children	469	896	52.3%	55.4%	60.2%	57.4%
% of FP17s for the same patient ID Re-attending between 3 & 9 months - Adults	1,118	2,075	53.9%	48.7%	52.0%	50.5%
% of FP17s for Band 1 Urgent Courses	229	2,729	8.4%	10.5%	9.4%	9.1%
% of FP17s Relating to Free Repair or Replacements	7	2,729	0.3%	0.6%	0.7%	0.8%
% of FP17s Relating to Continuations	85	2,729	3.1%	1.0%	1.2%	1.3%
% of Patients satisfied with the dentistry they have received	7	7	N/A	94.3%	93.6%	93.2%
% of Patients satisfied with the time they had to wait for an appointment	5	7	N/A	88.1%	89.1%	89.0%

* This is based on patients treated on this contract for their most recent course of treatment. Figures in italics indicate the base number of FP17s or Patient Questionnaire responses are less than 100. N/A is shown where the base number of responses is less than 10 during the period. % is calculated as Quantity/Base number*100

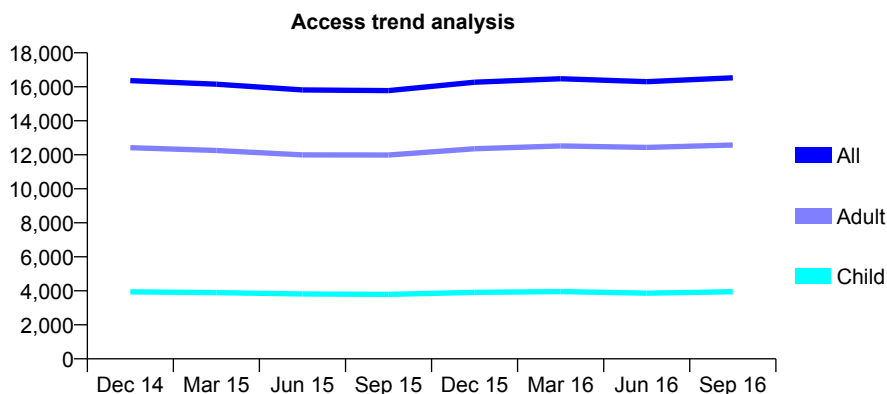
Q67 - Vital Signs At a Glance Contract Report for 101370/0009 - September 2016

Name or company name	Petrie Tucker & Partners Ltd
Contract type name	GDS Contract
Purpose of contract	General
Contract start date	01/04/2006
Contract end date	

16/17 Contracted general activity (UDA)	63,012
Carry forward general activity (UDA)	0
16/17 Contracted orthodontic activity (UOA)	0
Carry forward orthodontic activity (UOA)	0
Baseline contract value	£1,766,852.51

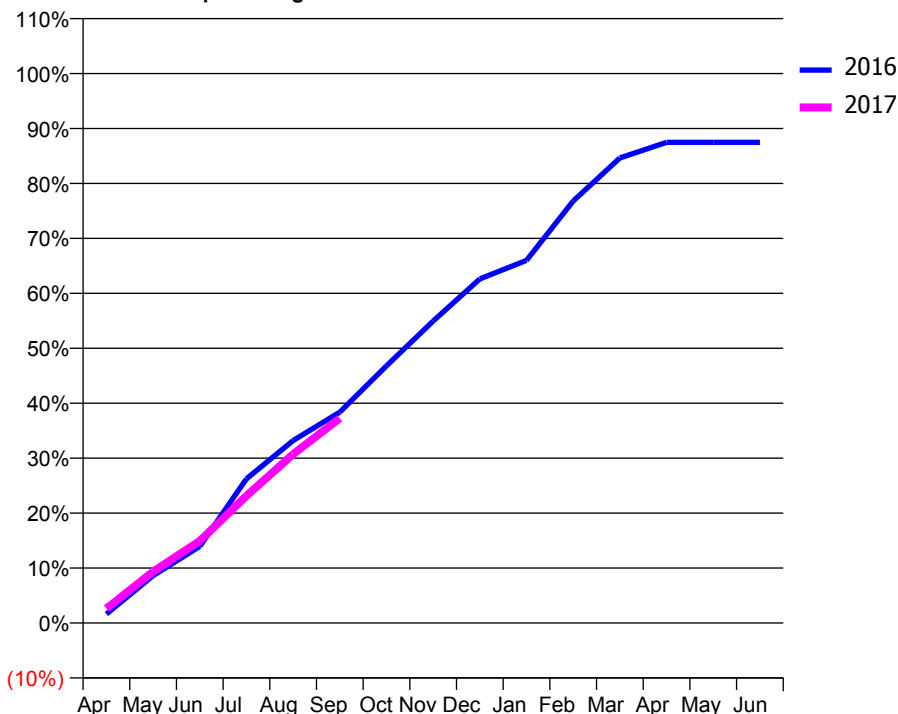
ACCESS*

Patients seen in 24 months	Total	Change since previous quarter
Quarter ending September 2015	15,777	
Quarter ending December 2015	16,270	↑
Quarter ending March 2016	16,472	→
Quarter ending June 2016	16,302	↓
Quarter ending September 2016	16,527	→
Variance since September 2015	4.8%	↑



ACTIVITY

Cumulative percentage of contracted UDA delivered 2016 & 2017



Adjusted Scheduled Activity (UDA)

Month	2016	2017
April	1,031	1,653
May	5,433	5,890
June	8,784	9,418
July	16,542	14,579
August	20,921	19,365
September	24,185	23,475
October	29,487	
November	34,619	
December	39,455	
January	41,577	
February	48,395	
March	53,324	
April	55,113	
May	55,114	
June	55,117	

QUALITY

	Quantity	Base Number	Contract	AT	Region	England
% of FP17s for the same patient ID Re-attending within 3 months - Children	186	2,801	6.6%	11.8%	11.8%	12.4%
% of FP17s for the same patient ID Re-attending within 3 months - Adults	1,242	8,921	13.9%	17.2%	16.6%	16.7%
% of FP17s for the same patient ID Re-attending between 3 & 9 months - Children	1,576	2,801	56.3%	55.4%	60.2%	57.4%
% of FP17s for the same patient ID Re-attending between 3 & 9 months - Adults	4,349	8,921	48.8%	48.7%	52.0%	50.5%
% of FP17s for Band 1 Urgent Courses	1,028	11,041	9.3%	10.5%	9.4%	9.1%
% of FP17s Relating to Free Repair or Replacements	73	11,041	0.7%	0.6%	0.7%	0.8%
% of FP17s Relating to Continuations	185	11,041	1.7%	1.0%	1.2%	1.3%
% of Patients satisfied with the dentistry they have received	27	28	96.4%	94.3%	93.6%	93.2%
% of Patients satisfied with the time they had to wait for an appointment	24	28	85.7%	88.1%	89.1%	89.0%

* This is based on patients treated on this contract for their most recent course of treatment. Figures in italics indicate the base number of FP17s or Patient Questionnaire responses are less than 100. N/A is shown where the base number of responses is less than 10 during the period. % is calculated as Quantity/Base number*100

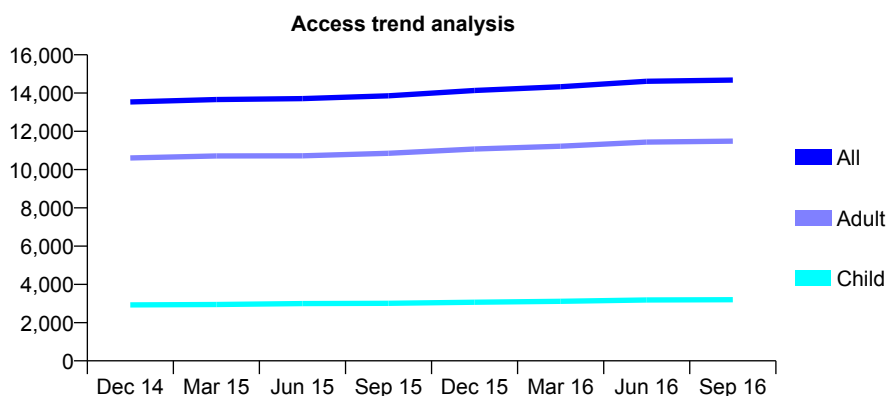
Q67 - Vital Signs At a Glance Contract Report for 101370/0097 - September 2016

Name or company name	Petrie Tucker & Partners Ltd
Contract type name	GDS Contract
Purpose of contract	General
Contract start date	01/04/2007
Contract end date	

16/17 Contracted general activity (UDA)	41,328
Carry forward general activity (UDA)	0
16/17 Contracted orthodontic activity (UOA)	0
Carry forward orthodontic activity (UOA)	0
Baseline contract value	£891,380.74

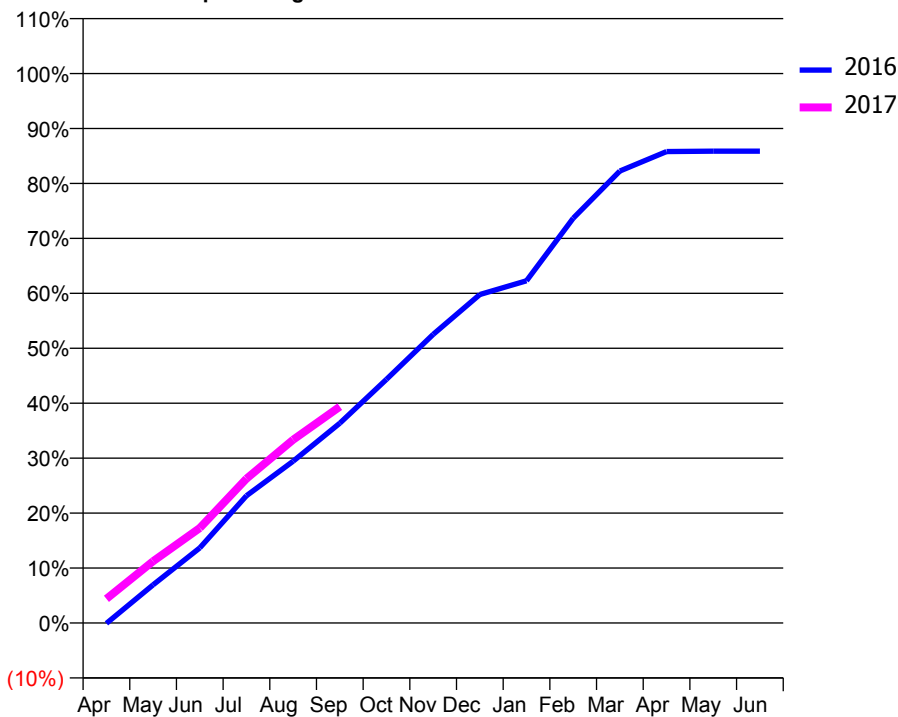
ACCESS*

Patients seen in 24 months	Total	Change since previous quarter
Quarter ending September 2015	13,857	
Quarter ending December 2015	14,138	↑
Quarter ending March 2016	14,332	→
Quarter ending June 2016	14,618	→
Quarter ending September 2016	14,682	→
Variance since September 2015	6.0%	↑



ACTIVITY

Cumulative percentage of contracted UDA delivered 2016 & 2017



Month	Adjusted Scheduled Activity (UDA)	
	2016	2017
April	-39	1,821
May	2,869	4,644
June	5,652	7,146
July	9,571	10,854
August	12,168	13,782
September	15,031	16,272
October	18,328	
November	21,708	
December	24,708	
January	25,735	
February	30,447	
March	33,993	
April	35,455	
May	35,484	
June	35,485	

QUALITY

	Quantity	Base Number	Contract	AT	Region	England
% of FP17s for the same patient ID Re-attending within 3 months - Children	123	2,062	6.0%	11.8%	11.8%	12.4%
% of FP17s for the same patient ID Re-attending within 3 months - Adults	897	7,096	12.6%	17.2%	16.6%	16.7%
% of FP17s for the same patient ID Re-attending between 3 & 9 months - Children	868	2,062	42.1%	55.4%	60.2%	57.4%
% of FP17s for the same patient ID Re-attending between 3 & 9 months - Adults	2,953	7,096	41.6%	48.7%	52.0%	50.5%
% of FP17s for Band 1 Urgent Courses	589	8,496	6.9%	10.5%	9.4%	9.1%
% of FP17s Relating to Free Repair or Replacements	41	8,496	0.5%	0.6%	0.7%	0.8%
% of FP17s Relating to Continuations	159	8,496	1.9%	1.0%	1.2%	1.3%
% of Patients satisfied with the dentistry they have received	25	27	92.6%	94.3%	93.6%	93.2%
% of Patients satisfied with the time they had to wait for an appointment	24	27	88.9%	88.1%	89.1%	89.0%

* This is based on patients treated on this contract for their most recent course of treatment. Figures in italics indicate the base number of FP17s or Patient Questionnaire responses are less than 100. N/A is shown where the base number of responses is less than 10 during the period. % is calculated as Quantity/Base number*100

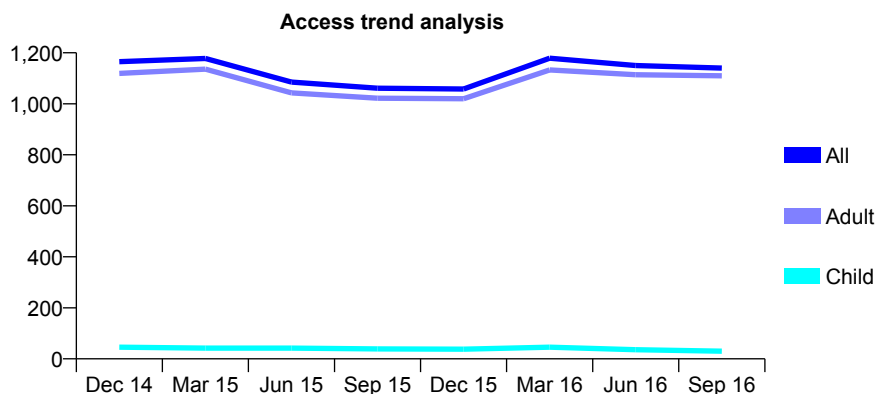
Q67 - Vital Signs At a Glance Contract Report for 101370/0133 - September 2016

Name or company name	Petrie Tucker & Partners Ltd
Contract type name	PDS Contract
Purpose of contract	General
Contract start date	01/04/2012
Contract end date	31/03/2018

16/17 Contracted general activity (UDA)	4,650
Carry forward general activity (UDA)	30
16/17 Contracted orthodontic activity (UOA)	0
Carry forward orthodontic activity (UOA)	0
Baseline contract value	£320,611.19

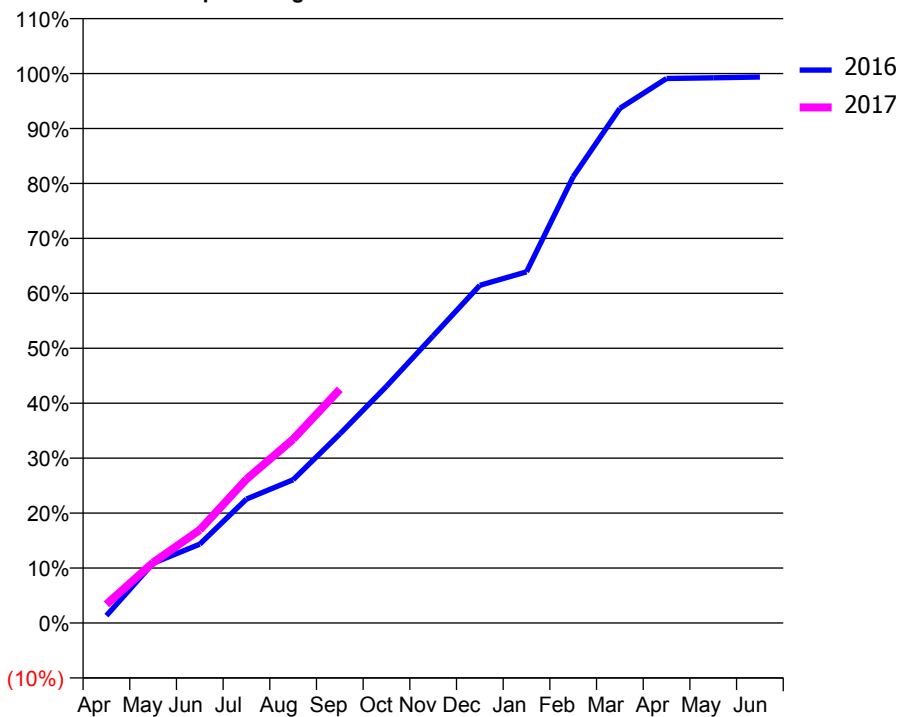
ACCESS*

Patients seen in 24 months	Total	Change since previous quarter
Quarter ending September 2015	1,061	
Quarter ending December 2015	1,058	→
Quarter ending March 2016	1,179	↑
Quarter ending June 2016	1,150	↓
Quarter ending September 2016	1,140	→
Variance since September 2015	7.4%	↑



ACTIVITY

Cumulative percentage of contracted UDA delivered 2016 & 2017



Adjusted Scheduled Activity (UDA)

Month	2016	2017
April	63	159
May	506	512
June	668	788
July	1,049	1,217
August	1,212	1,555
September	1,600	1,977
October	2,004	
November	2,430	
December	2,858	
January	2,972	
February	3,776	
March	4,355	
April	4,608	
May	4,614	
June	4,620	

QUALITY

	Quantity	Base Number	Contract	AT	Region	England
% of FP17s for the same patient ID Re-attending within 3 months - Children	0	19	0.0%	11.8%	11.8%	12.4%
% of FP17s for the same patient ID Re-attending within 3 months - Adults	14	619	2.3%	17.2%	16.6%	16.7%
% of FP17s for the same patient ID Re-attending between 3 & 9 months - Children	1	19	5.3%	55.4%	60.2%	57.4%
% of FP17s for the same patient ID Re-attending between 3 & 9 months - Adults	4	619	0.6%	48.7%	52.0%	50.5%
% of FP17s for Band 1 Urgent Courses	0	554	0.0%	10.5%	9.4%	9.1%
% of FP17s Relating to Free Repair or Replacements	0	554	0.0%	0.6%	0.7%	0.8%
% of FP17s Relating to Continuations	8	554	1.4%	1.0%	1.2%	1.3%
% of Patients satisfied with the dentistry they have received	1	1	N/A	94.3%	93.6%	93.2%
% of Patients satisfied with the time they had to wait for an appointment	0	1	N/A	88.1%	89.1%	89.0%

* This is based on patients treated on this contract for their most recent course of treatment. Figures in italics indicate the base number of FP17s or Patient Questionnaire responses are less than 100. N/A is shown where the base number of responses is less than 10 during the period. % is calculated as Quantity/Base number*100

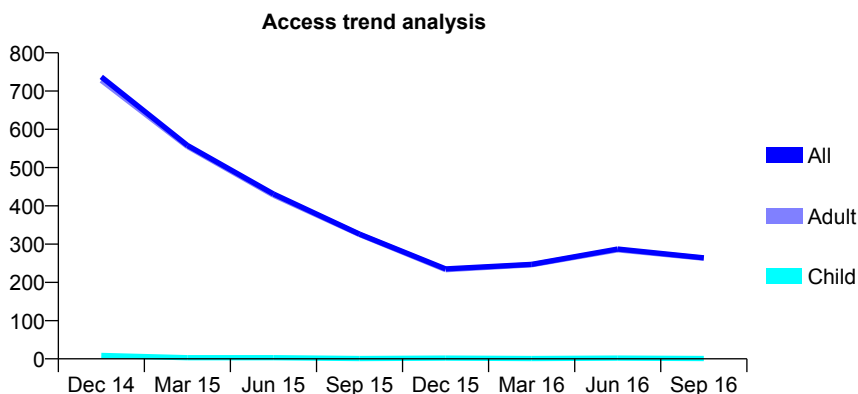
Q67 - Vital Signs At a Glance Contract Report for 101370/0135 - September 2016

Name or company name	Petrie Tucker & Partners Ltd
Contract type name	PDS Contract
Purpose of contract	General
Contract start date	01/04/2012
Contract end date	31/03/2018

16/17 Contracted general activity (UDA)	1,550
Carry forward general activity (UDA)	-31
16/17 Contracted orthodontic activity (UOA)	0
Carry forward orthodontic activity (UOA)	0
Baseline contract value	£77,139.53

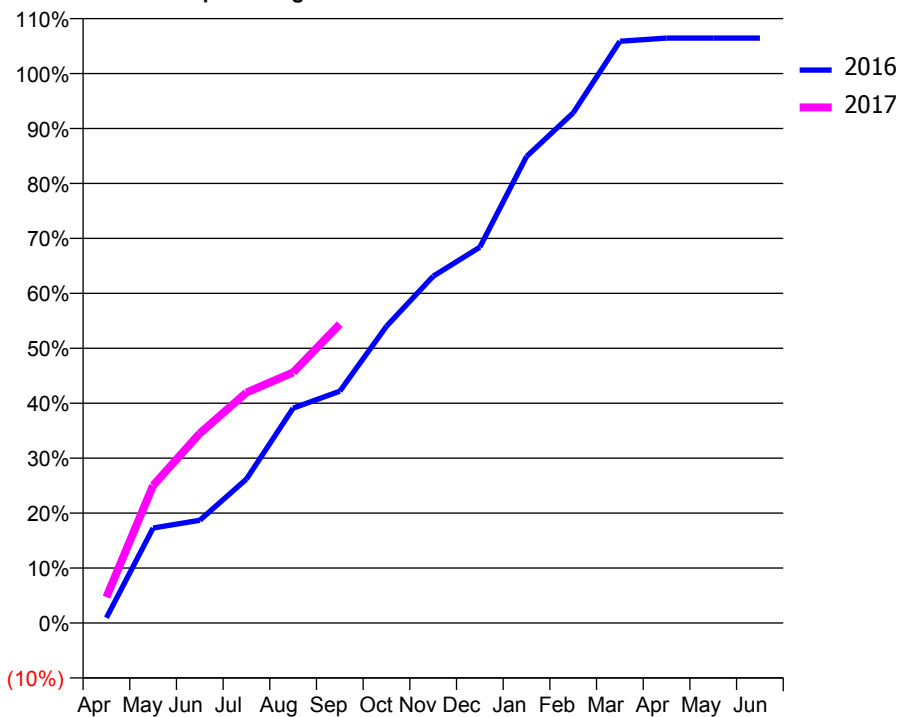
ACCESS*

Patients seen in 24 months	Total	Change since previous quarter
Quarter ending September 2015	326	
Quarter ending December 2015	235	↓
Quarter ending March 2016	247	↑
Quarter ending June 2016	287	↑
Quarter ending September 2016	264	↓
Variance since September 2015	(19.0%)	↓



ACTIVITY

Cumulative percentage of contracted UDA delivered 2016 & 2017



Adjusted Scheduled Activity (UDA)

Month	2016	2017
April	15	73
May	268	388
June	290	535
July	406	650
August	606	707
September	654	843
October	837	
November	978	
December	1,060	
January	1,316	
February	1,439	
March	1,641	
April	1,650	
May	1,650	
June	1,650	

QUALITY

	Quantity	Base Number	Contract	AT	Region	England
% of FP17s for the same patient ID Re-attending within 3 months - Children	0	3	0.0%	11.8%	11.8%	12.4%
% of FP17s for the same patient ID Re-attending within 3 months - Adults	3	282	1.1%	17.2%	16.6%	16.7%
% of FP17s for the same patient ID Re-attending between 3 & 9 months - Children	0	3	0.0%	55.4%	60.2%	57.4%
% of FP17s for the same patient ID Re-attending between 3 & 9 months - Adults	0	282	0.0%	48.7%	52.0%	50.5%
% of FP17s for Band 1 Urgent Courses	0	282	0.0%	10.5%	9.4%	9.1%
% of FP17s Relating to Free Repair or Replacements	0	282	0.0%	0.6%	0.7%	0.8%
% of FP17s Relating to Continuations	0	282	0.0%	1.0%	1.2%	1.3%
% of Patients satisfied with the dentistry they have received	1	1	N/A	94.3%	93.6%	93.2%
% of Patients satisfied with the time they had to wait for an appointment	0	1	N/A	88.1%	89.1%	89.0%

* This is based on patients treated on this contract for their most recent course of treatment. Figures in italics indicate the base number of FP17s or Patient Questionnaire responses are less than 100. N/A is shown where the base number of responses is less than 10 during the period. % is calculated as Quantity/Base number*100

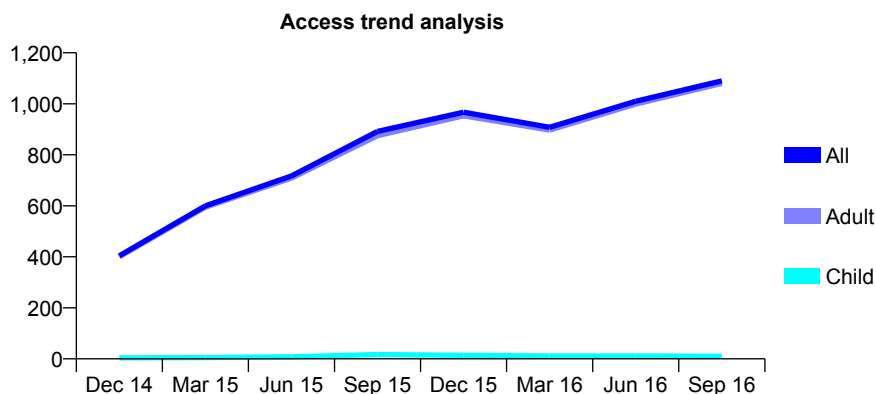
Q67 - Vital Signs At a Glance Contract Report for 101370/0138 - September 2016

Name or company name	Petrie Tucker & Partners Ltd
Contract type name	PDS Contract
Purpose of contract	General
Contract start date	01/04/2014
Contract end date	31/03/2018

16/17 Contracted general activity (UDA)	3,100
Carry forward general activity (UDA)	-62
16/17 Contracted orthodontic activity (UOA)	0
Carry forward orthodontic activity (UOA)	0
Baseline contract value	£233,025.68

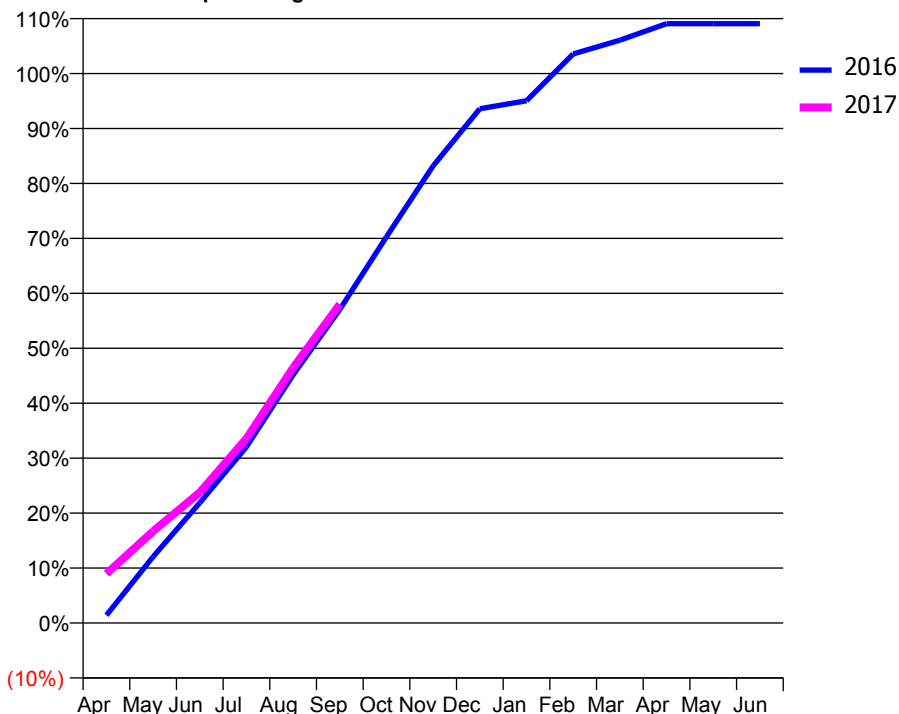
ACCESS*

Patients seen in 24 months	Total	Change since previous quarter
Quarter ending September 2015	892	
Quarter ending December 2015	967	↑
Quarter ending March 2016	908	↓
Quarter ending June 2016	1,010	↑
Quarter ending September 2016	1,090	↑
Variance since September 2015	22.2%	↑



ACTIVITY

Cumulative percentage of contracted UDA delivered 2016 & 2017



Adjusted Scheduled Activity (UDA)

Month	2016	2017
April	44	278
May	374	518
June	678	737
July	994	1,041
August	1,400	1,440
September	1,769	1,798
October	2,179	
November	2,579	
December	2,901	
January	2,946	
February	3,210	
March	3,288	
April	3,381	
May	3,381	
June	3,381	

QUALITY

	Quantity	Base Number	Contract	AT	Region	England
% of FP17s for the same patient ID Re-attending within 3 months - Children	0	14	0.0%	11.8%	11.8%	12.4%
% of FP17s for the same patient ID Re-attending within 3 months - Adults	1	599	0.2%	17.2%	16.6%	16.7%
% of FP17s for the same patient ID Re-attending between 3 & 9 months - Children	0	14	0.0%	55.4%	60.2%	57.4%
% of FP17s for the same patient ID Re-attending between 3 & 9 months - Adults	2	599	0.3%	48.7%	52.0%	50.5%
% of FP17s for Band 1 Urgent Courses	0	582	0.0%	10.5%	9.4%	9.1%
% of FP17s Relating to Free Repair or Replacements	0	582	0.0%	0.6%	0.7%	0.8%
% of FP17s Relating to Continuations	1	582	0.2%	1.0%	1.2%	1.3%
% of Patients satisfied with the dentistry they have received	0	0	N/A	94.3%	93.6%	93.2%
% of Patients satisfied with the time they had to wait for an appointment	0	0	N/A	88.1%	89.1%	89.0%

* This is based on patients treated on this contract for their most recent course of treatment. Figures in italics indicate the base number of FP17s or Patient Questionnaire responses are less than 100. N/A is shown where the base number of responses is less than 10 during the period. % is calculated as Quantity/Base number*100

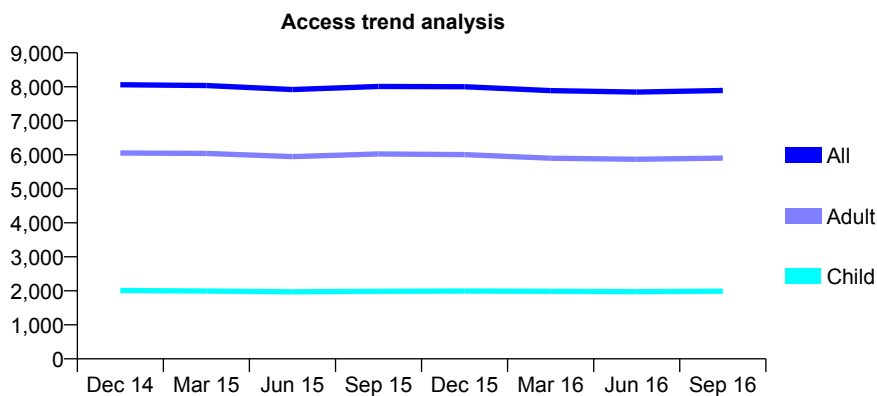
Q67 - Vital Signs At a Glance Contract Report for 101435/0142 - September 2016

Name or company name	IDH Limited
Contract type name	GDS Contract
Purpose of contract	General
Contract start date	01/06/2011
Contract end date	

16/17 Contracted general activity (UDA)	26,899
Carry forward general activity (UDA)	0
16/17 Contracted orthodontic activity (UOA)	0
Carry forward orthodontic activity (UOA)	0
Baseline contract value	£643,118.33

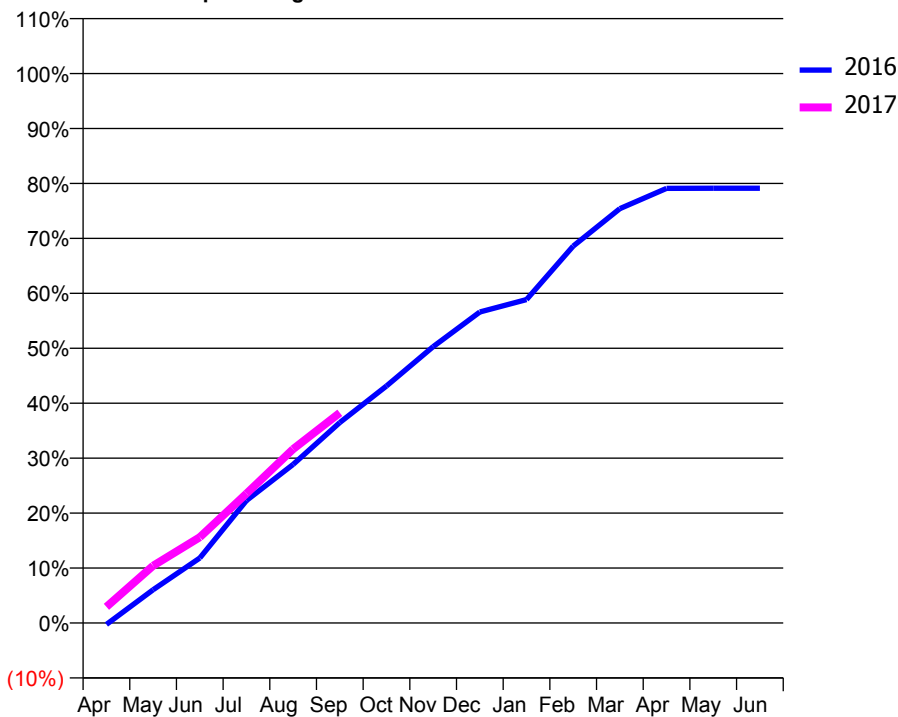
ACCESS*

Patients seen in 24 months	Total	Change since previous quarter
Quarter ending September 2015	8,011	
Quarter ending December 2015	8,001	→
Quarter ending March 2016	7,887	↓
Quarter ending June 2016	7,844	→
Quarter ending September 2016	7,892	→
Variance since September 2015	(1.5%)	↓



ACTIVITY

Cumulative percentage of contracted UDA delivered 2016 & 2017



Month	Adjusted Scheduled Activity (UDA)	
	2016	2017
April	-72	793
May	1,632	2,802
June	3,182	4,197
July	5,998	6,332
August	7,764	8,517
September	9,814	10,290
October	11,605	
November	13,526	
December	15,227	
January	15,836	
February	18,453	
March	20,287	
April	21,278	
May	21,281	
June	21,284	

QUALITY

	Quantity	Base Number	Contract	AT	Region	England
% of FP17s for the same patient ID Re-attending within 3 months - Children	81	1,511	5.4%	11.8%	11.8%	12.4%
% of FP17s for the same patient ID Re-attending within 3 months - Adults	503	4,167	12.1%	17.2%	16.6%	16.7%
% of FP17s for the same patient ID Re-attending between 3 & 9 months - Children	739	1,511	48.9%	55.4%	60.2%	57.4%
% of FP17s for the same patient ID Re-attending between 3 & 9 months - Adults	1,983	4,167	47.6%	48.7%	52.0%	50.5%
% of FP17s for Band 1 Urgent Courses	385	5,159	7.5%	10.5%	9.4%	9.1%
% of FP17s Relating to Free Repair or Replacements	27	5,159	0.5%	0.6%	0.7%	0.8%
% of FP17s Relating to Continuations	107	5,159	2.1%	1.0%	1.2%	1.3%
% of Patients satisfied with the dentistry they have received	7	7	N/A	94.3%	93.6%	93.2%
% of Patients satisfied with the time they had to wait for an appointment	7	7	N/A	88.1%	89.1%	89.0%

* This is based on patients treated on this contract for their most recent course of treatment. Figures in italics indicate the base number of FP17s or Patient Questionnaire responses are less than 100. N/A is shown where the base number of responses is less than 10 during the period. % is calculated as Quantity/Base number*100

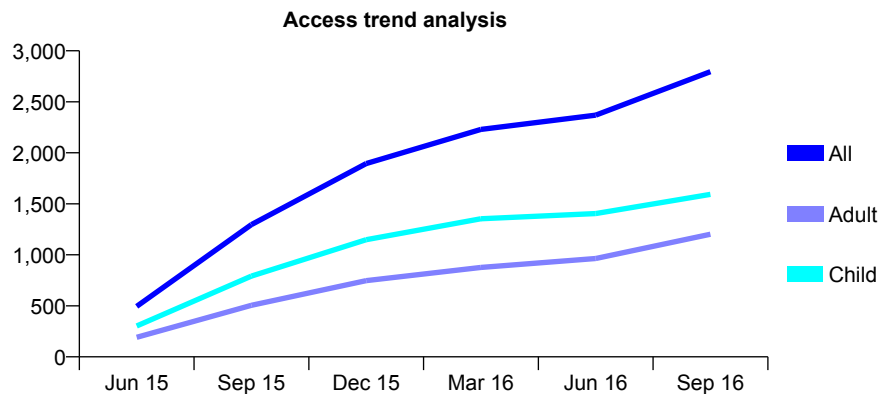
Q67 - Vital Signs At a Glance Contract Report for 102040/0001 - September 2016

Name or company name	Dr Fayaz Jetha
Contract type name	GDS Contract
Purpose of contract	General
Contract start date	20/04/2015
Contract end date	

16/17 Contracted general activity (UDA)	8,926
Carry forward general activity (UDA)	-31
16/17 Contracted orthodontic activity (UOA)	0
Carry forward orthodontic activity (UOA)	0
Baseline contract value	£217,765.43

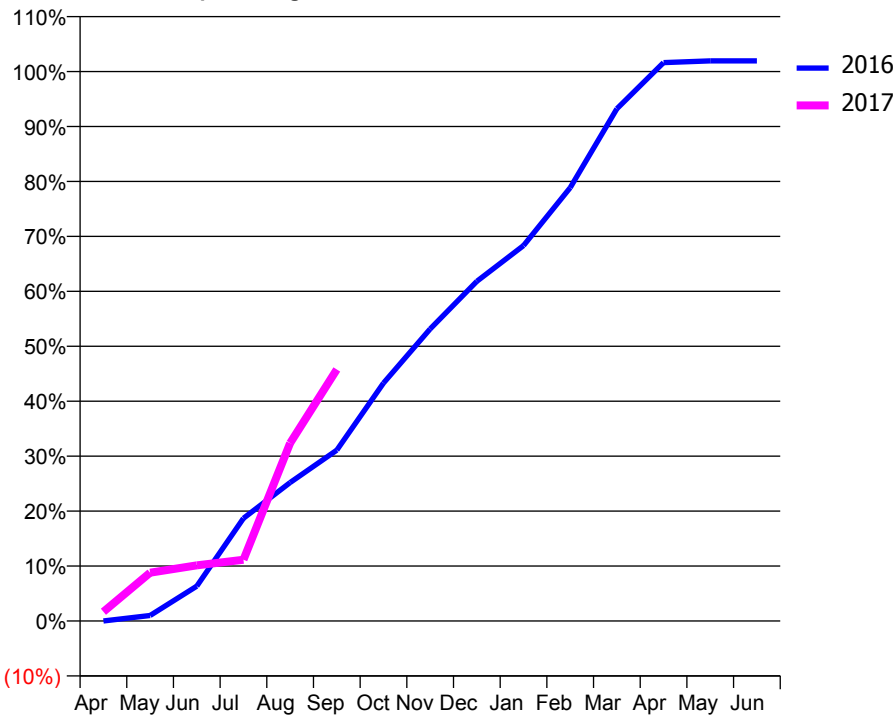
ACCESS*

Patients seen in 24 months	Total	Change since previous quarter
Quarter ending September 2015	1,296	
Quarter ending December 2015	1,895	↑
Quarter ending March 2016	2,230	↑
Quarter ending June 2016	2,369	↑
Quarter ending September 2016	2,795	↑
Variance since September 2015	115.7%	↑



ACTIVITY

Cumulative percentage of contracted UDA delivered 2016 & 2017



Month	Adjusted Scheduled Activity (UDA)	
	2016	2017
April	0	152
May	85	785
June	537	904
July	1,580	994
August	2,131	2,890
September	2,628	4,086
October	3,662	
November	4,494	
December	5,226	
January	5,777	
February	6,668	
March	7,883	
April	8,592	
May	8,618	
June	8,618	

QUALITY

	Quantity	Base Number	Contract	AT	Region	England
% of FP17s for the same patient ID Re-attending within 3 months - Children	72	1,194	6.0%	11.8%	11.8%	12.4%
% of FP17s for the same patient ID Re-attending within 3 months - Adults	167	882	18.9%	17.2%	16.6%	16.7%
% of FP17s for the same patient ID Re-attending between 3 & 9 months - Children	606	1,194	50.8%	55.4%	60.2%	57.4%
% of FP17s for the same patient ID Re-attending between 3 & 9 months - Adults	296	882	33.6%	48.7%	52.0%	50.5%
% of FP17s for Band 1 Urgent Courses	194	1,828	10.6%	10.5%	9.4%	9.1%
% of FP17s Relating to Free Repair or Replacements	0	1,828	0.0%	0.6%	0.7%	0.8%
% of FP17s Relating to Continuations	3	1,828	0.2%	1.0%	1.2%	1.3%
% of Patients satisfied with the dentistry they have received	1	1	N/A	94.3%	93.6%	93.2%
% of Patients satisfied with the time they had to wait for an appointment	1	1	N/A	88.1%	89.1%	89.0%

* This is based on patients treated on this contract for their most recent course of treatment. Figures in italics indicate the base number of FP17s or Patient Questionnaire responses are less than 100. N/A is shown where the base number of responses is less than 10 during the period. % is calculated as Quantity/Base number*100

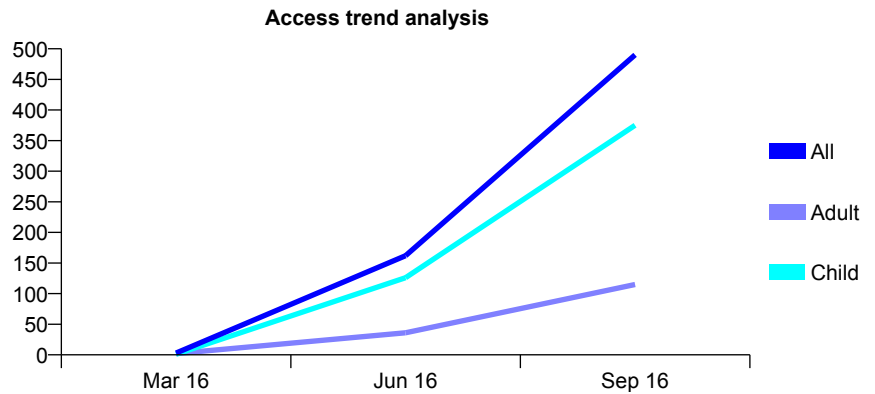
Q67 - Vital Signs At a Glance Contract Report for 103705/0001 - September 2016

Name or company name	Fourways Dental Surgery
Contract type name	GDS Contract
Purpose of contract	General
Contract start date	20/12/2015
Contract end date	

16/17 Contracted general activity (UDA)	1,460
Carry forward general activity (UDA)	0
16/17 Contracted orthodontic activity (UOA)	0
Carry forward orthodontic activity (UOA)	0
Baseline contract value	£35,696.94

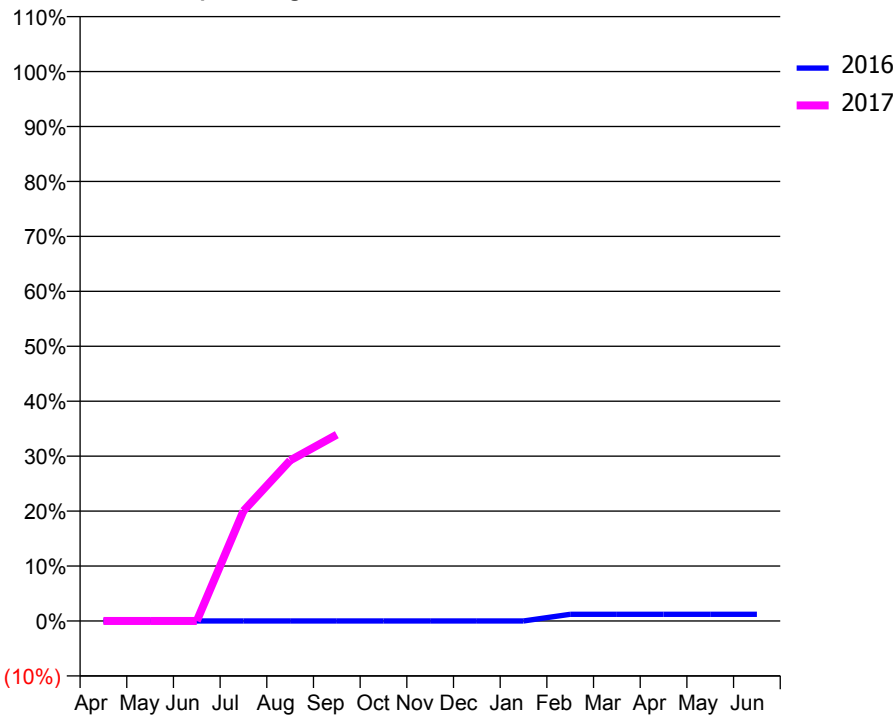
ACCESS*

Patients seen in 24 months	Total	Change since previous quarter
Quarter ending September 2015	0	
Quarter ending December 2015	0	
Quarter ending March 2016	3	
Quarter ending June 2016	162	↑
Quarter ending September 2016	490	↑
Variance since September 2015	N/A	



ACTIVITY

Cumulative percentage of contracted UDA delivered 2016 & 2017



Month	Adjusted Scheduled Activity (UDA)	
	2016	2017
April	0	0
May	0	0
June	0	0
July	0	292
August	0	427
September	0	495
October	0	
November	0	
December	0	
January	0	
February	5	
March	5	
April	5	
May	5	
June	5	

QUALITY

	Quantity	Base Number	Contract	AT	Region	England
% of FP17s for the same patient ID Re-attending within 3 months - Children	16	496	3.2%	11.8%	11.8%	12.4%
% of FP17s for the same patient ID Re-attending within 3 months - Adults	5	100	5.0%	17.2%	16.6%	16.7%
% of FP17s for the same patient ID Re-attending between 3 & 9 months - Children	71	496	14.3%	55.4%	60.2%	57.4%
% of FP17s for the same patient ID Re-attending between 3 & 9 months - Adults	12	100	12.0%	48.7%	52.0%	50.5%
% of FP17s for Band 1 Urgent Courses	10	358	2.8%	10.5%	9.4%	9.1%
% of FP17s Relating to Free Repair or Replacements	0	358	0.0%	0.6%	0.7%	0.8%
% of FP17s Relating to Continuations	0	358	0.0%	1.0%	1.2%	1.3%
% of Patients satisfied with the dentistry they have received	0	0	N/A	94.3%	93.6%	93.2%
% of Patients satisfied with the time they had to wait for an appointment	0	0	N/A	88.1%	89.1%	89.0%

* This is based on patients treated on this contract for their most recent course of treatment. Figures in italics indicate the base number of FP17s or Patient Questionnaire responses are less than 100. N/A is shown where the base number of responses is less than 10 during the period. % is calculated as Quantity/Base number*100

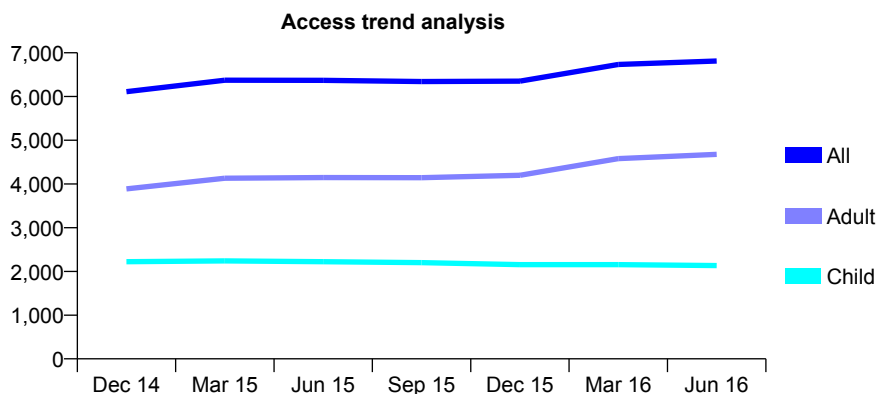
Q67 - Vital Signs At a Glance Contract Report for 104981/0001 - September 2016

Name or company name	Pennypot Dental Practice Ltd
Contract type name	GDS Contract
Purpose of contract	General
Contract start date	11/04/2011
Contract end date	

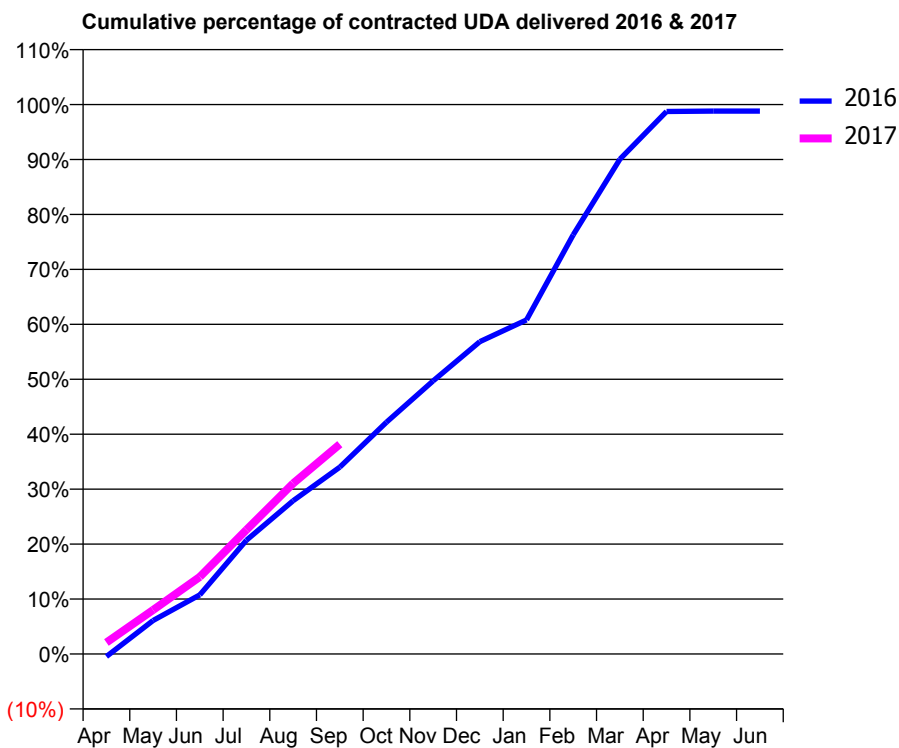
16/17 Contracted general activity (UDA)	22,682
Carry forward general activity (UDA)	269
16/17 Contracted orthodontic activity (UOA)	0
Carry forward orthodontic activity (UOA)	0
Baseline contract value	£587,866.65

ACCESS*

Patients seen in 24 months	Total	Change since previous quarter
Quarter ending September 2015	6,343	
Quarter ending December 2015	6,353	→
Quarter ending March 2016	6,733	↑
Quarter ending June 2016	6,811	→
Quarter ending September 2016	0	
Variance since September 2015	N/A	



ACTIVITY



Month	Adjusted Scheduled Activity (UDA)	
	2016	2017
April	-104	476
May	1,360	1,818
June	2,398	3,183
July	4,614	5,127
August	6,214	7,042
September	7,574	8,659
October	9,392	
November	11,067	
December	12,657	
January	13,538	
February	16,983	
March	20,048	
April	21,986	
May	21,998	
June	21,998	

QUALITY

	Quantity	Base Number	Contract	AT	Region	England
% of FP17s for the same patient ID Re-attending within 3 months - Children	138	1,840	7.5%	11.8%	11.8%	12.4%
% of FP17s for the same patient ID Re-attending within 3 months - Adults	549	3,480	15.8%	17.2%	16.6%	16.7%
% of FP17s for the same patient ID Re-attending between 3 & 9 months - Children	1,244	1,840	67.6%	55.4%	60.2%	57.4%
% of FP17s for the same patient ID Re-attending between 3 & 9 months - Adults	1,792	3,480	51.5%	48.7%	52.0%	50.5%
% of FP17s for Band 1 Urgent Courses	674	4,725	14.3%	10.5%	9.4%	9.1%
% of FP17s Relating to Free Repair or Replacements	26	4,725	0.6%	0.6%	0.7%	0.8%
% of FP17s Relating to Continuations	17	4,725	0.4%	1.0%	1.2%	1.3%
% of Patients satisfied with the dentistry they have received	13	13	100.0%	94.3%	93.6%	93.2%
% of Patients satisfied with the time they had to wait for an appointment	13	13	100.0%	88.1%	89.1%	89.0%

* This is based on patients treated on this contract for their most recent course of treatment. Figures in italics indicate the base number of FP17s or Patient Questionnaire responses are less than 100. N/A is shown where the base number of responses is less than 10 during the period. % is calculated as Quantity/Base number*100

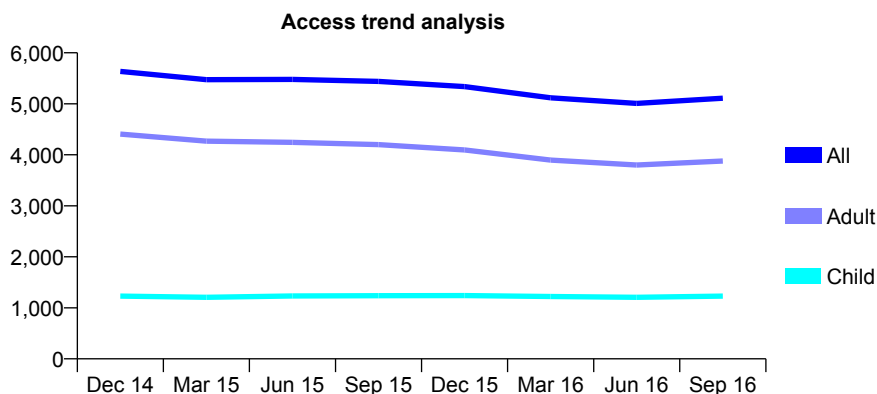
Q67 - Vital Signs At a Glance Contract Report for 104981/0002 - September 2016

Name or company name	Pennypot Dental Practice Ltd
Contract type name	GDS Contract
Purpose of contract	General
Contract start date	11/04/2011
Contract end date	

16/17 Contracted general activity (UDA)	15,124
Carry forward general activity (UDA)	0
16/17 Contracted orthodontic activity (UOA)	0
Carry forward orthodontic activity (UOA)	0
Baseline contract value	£391,911.09

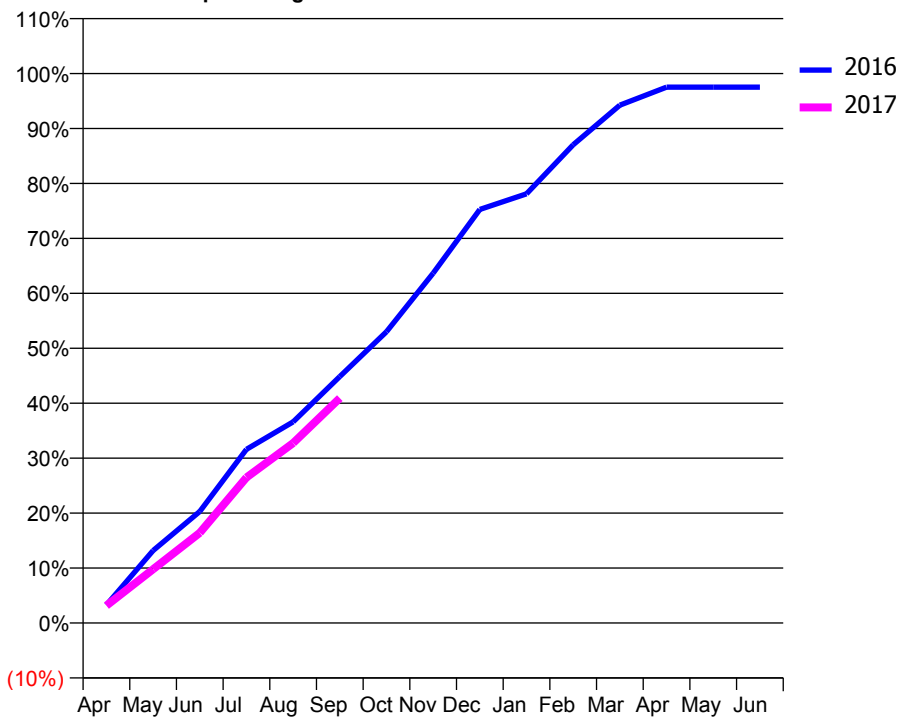
ACCESS*

Patients seen in 24 months	Total	Change since previous quarter
Quarter ending September 2015	5,438	
Quarter ending December 2015	5,336	↓
Quarter ending March 2016	5,117	↓
Quarter ending June 2016	5,007	↓
Quarter ending September 2016	5,109	↑
Variance since September 2015	(6.1%)	↓



ACTIVITY

Cumulative percentage of contracted UDA delivered 2016 & 2017



Month	Adjusted Scheduled Activity (UDA)	
	2016	2017
April	487	479
May	1,959	1,480
June	3,015	2,482
July	4,691	4,005
August	5,435	4,953
September	6,659	6,188
October	7,869	
November	9,452	
December	11,171	
January	11,594	
February	12,919	
March	13,991	
April	14,475	
May	14,475	
June	14,475	

QUALITY

	Quantity	Base Number	Contract	AT	Region	England
% of FP17s for the same patient ID Re-attending within 3 months - Children	115	1,115	10.3%	11.8%	11.8%	12.4%
% of FP17s for the same patient ID Re-attending within 3 months - Adults	384	3,192	12.0%	17.2%	16.6%	16.7%
% of FP17s for the same patient ID Re-attending between 3 & 9 months - Children	703	1,115	63.0%	55.4%	60.2%	57.4%
% of FP17s for the same patient ID Re-attending between 3 & 9 months - Adults	2,059	3,192	64.5%	48.7%	52.0%	50.5%
% of FP17s for Band 1 Urgent Courses	412	4,047	10.2%	10.5%	9.4%	9.1%
% of FP17s Relating to Free Repair or Replacements	25	4,047	0.6%	0.6%	0.7%	0.8%
% of FP17s Relating to Continuations	10	4,047	0.2%	1.0%	1.2%	1.3%
% of Patients satisfied with the dentistry they have received	11	12	91.7%	94.3%	93.6%	93.2%
% of Patients satisfied with the time they had to wait for an appointment	11	12	91.7%	88.1%	89.1%	89.0%

* This is based on patients treated on this contract for their most recent course of treatment. Figures in italics indicate the base number of FP17s or Patient Questionnaire responses are less than 100. N/A is shown where the base number of responses is less than 10 during the period. % is calculated as Quantity/Base number*100

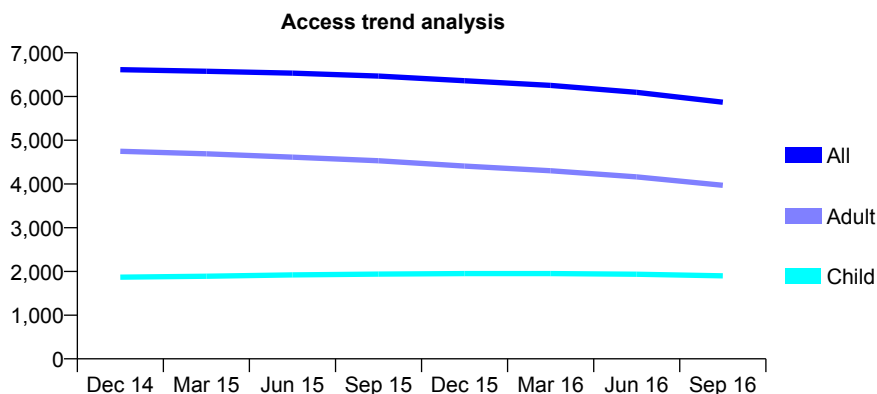
Q67 - Vital Signs At a Glance Contract Report for 104981/0003 - September 2016

Name or company name	Pennypot Dental Practice Ltd
Contract type name	GDS Contract
Purpose of contract	General
Contract start date	11/04/2011
Contract end date	

16/17 Contracted general activity (UDA)	16,000
Carry forward general activity (UDA)	254
16/17 Contracted orthodontic activity (UOA)	0
Carry forward orthodontic activity (UOA)	0
Baseline contract value	£404,447.13

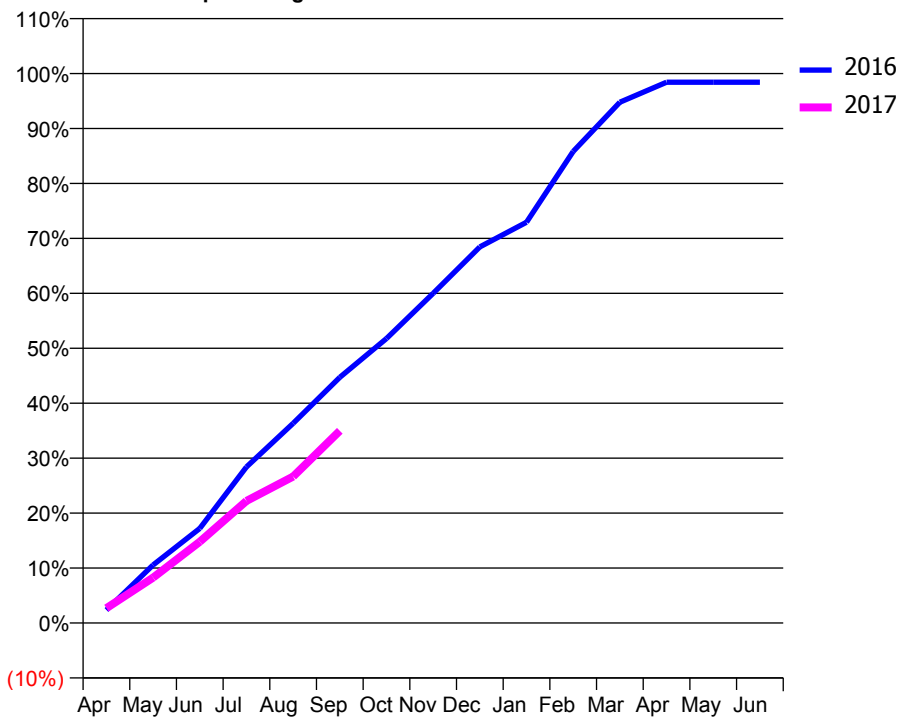
ACCESS*

Patients seen in 24 months	Total	Change since previous quarter
Quarter ending September 2015	6,469	
Quarter ending December 2015	6,362	↓
Quarter ending March 2016	6,254	↓
Quarter ending June 2016	6,095	↓
Quarter ending September 2016	5,870	↓
Variance since September 2015	(9.3%)	↓



ACTIVITY

Cumulative percentage of contracted UDA delivered 2016 & 2017



Adjusted Scheduled Activity (UDA)

Month	2016	2017
April	378	431
May	1,690	1,320
June	2,756	2,368
July	4,543	3,556
August	5,815	4,265
September	7,153	5,597
October	8,282	
November	9,602	
December	10,950	
January	11,670	
February	13,732	
March	15,165	
April	15,746	
May	15,746	
June	15,746	

QUALITY

	Quantity	Base Number	Contract	AT	Region	England
% of FP17s for the same patient ID Re-attending within 3 months - Children	57	1,352	4.2%	11.8%	11.8%	12.4%
% of FP17s for the same patient ID Re-attending within 3 months - Adults	234	2,445	9.6%	17.2%	16.6%	16.7%
% of FP17s for the same patient ID Re-attending between 3 & 9 months - Children	958	1,352	70.9%	55.4%	60.2%	57.4%
% of FP17s for the same patient ID Re-attending between 3 & 9 months - Adults	1,651	2,445	67.5%	48.7%	52.0%	50.5%
% of FP17s for Band 1 Urgent Courses	267	3,451	7.7%	10.5%	9.4%	9.1%
% of FP17s Relating to Free Repair or Replacements	3	3,451	0.1%	0.6%	0.7%	0.8%
% of FP17s Relating to Continuations	8	3,451	0.2%	1.0%	1.2%	1.3%
% of Patients satisfied with the dentistry they have received	7	7	N/A	94.3%	93.6%	93.2%
% of Patients satisfied with the time they had to wait for an appointment	6	7	N/A	88.1%	89.1%	89.0%

* This is based on patients treated on this contract for their most recent course of treatment. Figures in italics indicate the base number of FP17s or Patient Questionnaire responses are less than 100. N/A is shown where the base number of responses is less than 10 during the period. % is calculated as Quantity/Base number*100

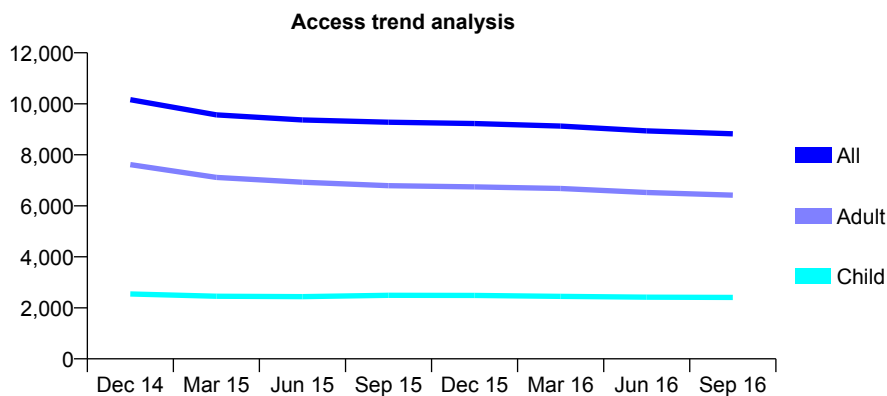
Q67 - Vital Signs At a Glance Contract Report for 104981/0004 - September 2016

Name or company name	Pennypot Dental Practice Ltd
Contract type name	GDS Contract
Purpose of contract	General
Contract start date	11/04/2011
Contract end date	

16/17 Contracted general activity (UDA)	24,000
Carry forward general activity (UDA)	-168
16/17 Contracted orthodontic activity (UOA)	0
Carry forward orthodontic activity (UOA)	0
Baseline contract value	£606,670.71

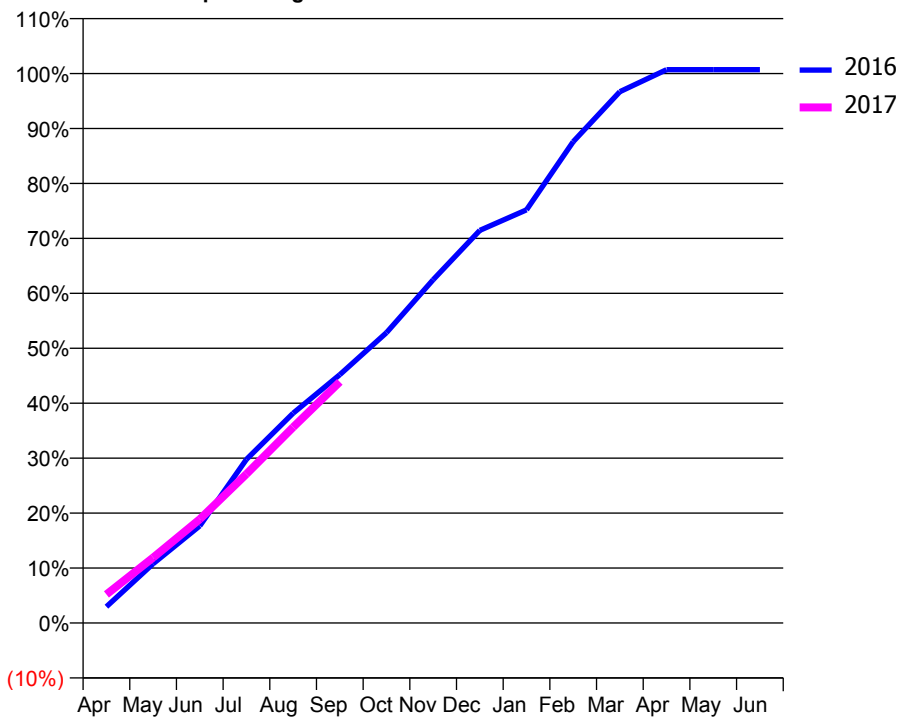
ACCESS*

Patients seen in 24 months	Total	Change since previous quarter
Quarter ending September 2015	9,279	
Quarter ending December 2015	9,226	→
Quarter ending March 2016	9,129	↓
Quarter ending June 2016	8,940	↓
Quarter ending September 2016	8,824	↓
Variance since September 2015	(4.9%)	↓



ACTIVITY

Cumulative percentage of contracted UDA delivered 2016 & 2017



Month	Adjusted Scheduled Activity (UDA)	
	2016	2017
April	716	1,247
May	2,587	2,858
June	4,243	4,536
July	7,151	6,510
August	9,166	8,553
September	10,846	10,534
October	12,681	
November	14,993	
December	17,150	
January	18,045	
February	21,024	
March	23,206	
April	24,170	
May	24,168	
June	24,168	

QUALITY

	Quantity	Base Number	Contract	AT	Region	England
% of FP17s for the same patient ID Re-attending within 3 months - Children	124	2,000	6.2%	11.8%	11.8%	12.4%
% of FP17s for the same patient ID Re-attending within 3 months - Adults	428	4,890	8.8%	17.2%	16.6%	16.7%
% of FP17s for the same patient ID Re-attending between 3 & 9 months - Children	1,432	2,000	71.6%	55.4%	60.2%	57.4%
% of FP17s for the same patient ID Re-attending between 3 & 9 months - Adults	3,320	4,890	67.9%	48.7%	52.0%	50.5%
% of FP17s for Band 1 Urgent Courses	484	6,396	7.6%	10.5%	9.4%	9.1%
% of FP17s Relating to Free Repair or Replacements	12	6,396	0.2%	0.6%	0.7%	0.8%
% of FP17s Relating to Continuations	20	6,396	0.3%	1.0%	1.2%	1.3%
% of Patients satisfied with the dentistry they have received	16	17	94.1%	94.3%	93.6%	93.2%
% of Patients satisfied with the time they had to wait for an appointment	16	17	94.1%	88.1%	89.1%	89.0%

* This is based on patients treated on this contract for their most recent course of treatment. Figures in italics indicate the base number of FP17s or Patient Questionnaire responses are less than 100. N/A is shown where the base number of responses is less than 10 during the period. % is calculated as Quantity/Base number*100

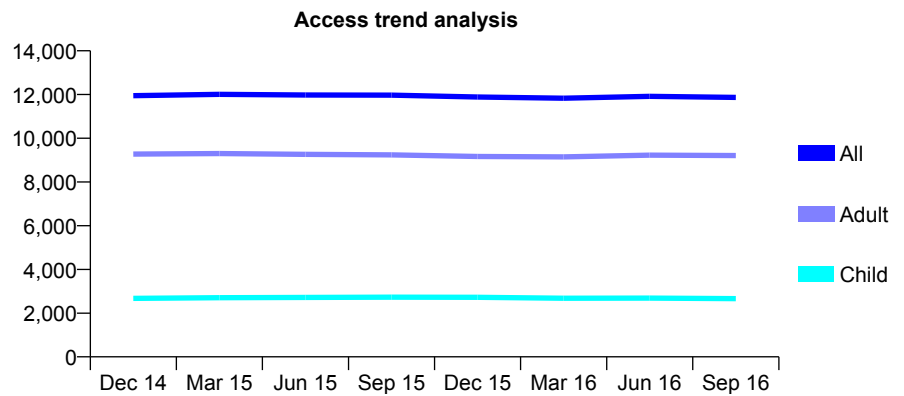
Q67 - Vital Signs At a Glance Contract Report for 105414/0003 - September 2016

Name or company name	First Choice Dental Limited
Contract type name	GDS Contract
Purpose of contract	General
Contract start date	01/04/2006
Contract end date	

16/17 Contracted general activity (UDA)	36,958
Carry forward general activity (UDA)	564
16/17 Contracted orthodontic activity (UOA)	0
Carry forward orthodontic activity (UOA)	0
Baseline contract value	£821,698.44

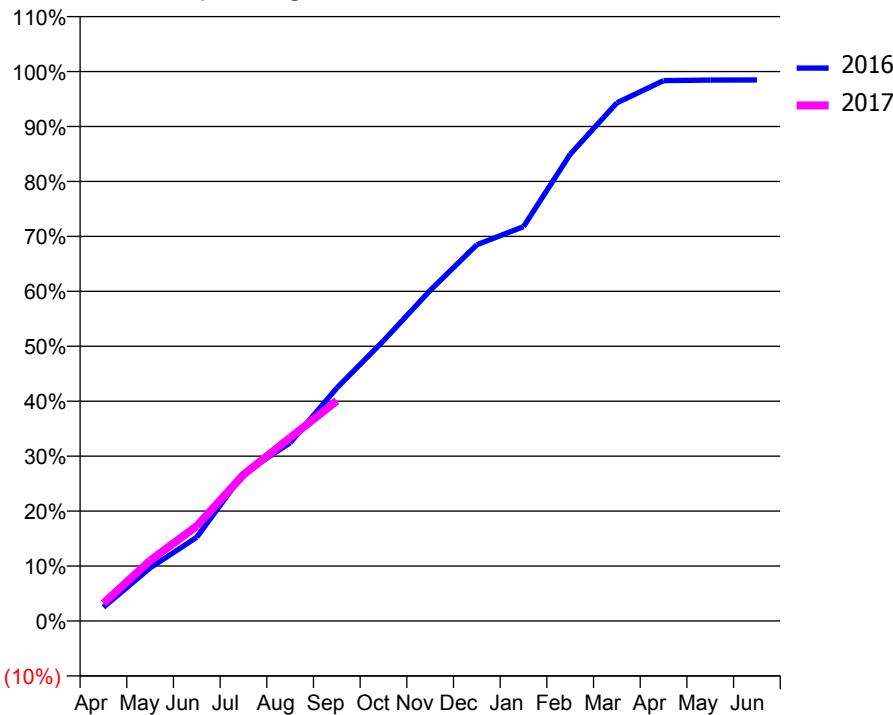
ACCESS*

Patients seen in 24 months	Total	Change since previous quarter
Quarter ending September 2015	11,969	
Quarter ending December 2015	11,889	→
Quarter ending March 2016	11,833	→
Quarter ending June 2016	11,916	→
Quarter ending September 2016	11,870	→
Variance since September 2015	(0.8%)	→



ACTIVITY

Cumulative percentage of contracted UDA delivered 2016 & 2017



Month	2016	2017
April	927	1,192
May	3,577	4,071
June	5,636	6,388
July	9,922	9,839
August	11,982	12,328
September	15,669	14,809
October	18,850	
November	22,238	
December	25,308	
January	26,524	
February	31,397	
March	34,846	
April	36,346	
May	36,382	
June	36,394	

QUALITY

	Quantity	Base Number	Contract	AT	Region	England
% of FP17s for the same patient ID Re-attending within 3 months - Children	115	1,734	6.6%	11.8%	11.8%	12.4%
% of FP17s for the same patient ID Re-attending within 3 months - Adults	811	5,687	14.3%	17.2%	16.6%	16.7%
% of FP17s for the same patient ID Re-attending between 3 & 9 months - Children	1,018	1,734	58.7%	55.4%	60.2%	57.4%
% of FP17s for the same patient ID Re-attending between 3 & 9 months - Adults	2,646	5,687	46.5%	48.7%	52.0%	50.5%
% of FP17s for Band 1 Urgent Courses	539	6,828	7.9%	10.5%	9.4%	9.1%
% of FP17s Relating to Free Repair or Replacements	21	6,828	0.3%	0.6%	0.7%	0.8%
% of FP17s Relating to Continuations	163	6,828	2.4%	1.0%	1.2%	1.3%
% of Patients satisfied with the dentistry they have received	22	26	84.6%	94.3%	93.6%	93.2%
% of Patients satisfied with the time they had to wait for an appointment	24	26	92.3%	88.1%	89.1%	89.0%

* This is based on patients treated on this contract for their most recent course of treatment. Figures in italics indicate the base number of FP17s or Patient Questionnaire responses are less than 100. N/A is shown where the base number of responses is less than 10 during the period. % is calculated as Quantity/Base number*100

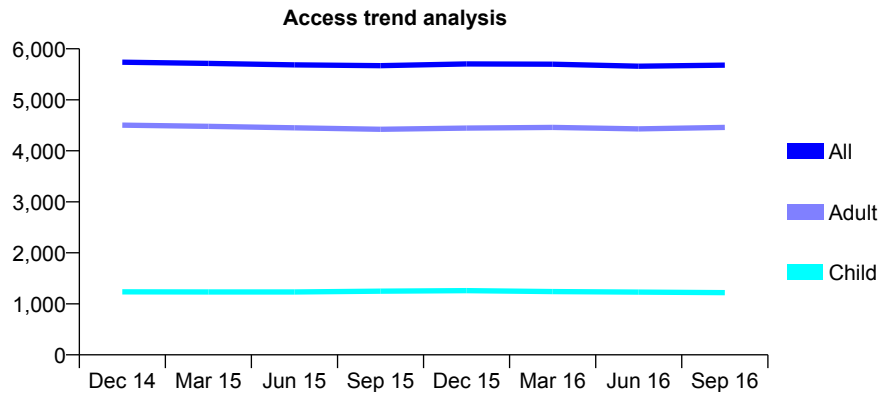
Q67 - Vital Signs At a Glance Contract Report for 105872/0001 - September 2016

Name or company name	Eastgate Dental Practice Ltd
Contract type name	GDS Contract
Purpose of contract	General
Contract start date	01/04/2011
Contract end date	

16/17 Contracted general activity (UDA)	14,281
Carry forward general activity (UDA)	483
16/17 Contracted orthodontic activity (UOA)	0
Carry forward orthodontic activity (UOA)	0
Baseline contract value	£364,309.82

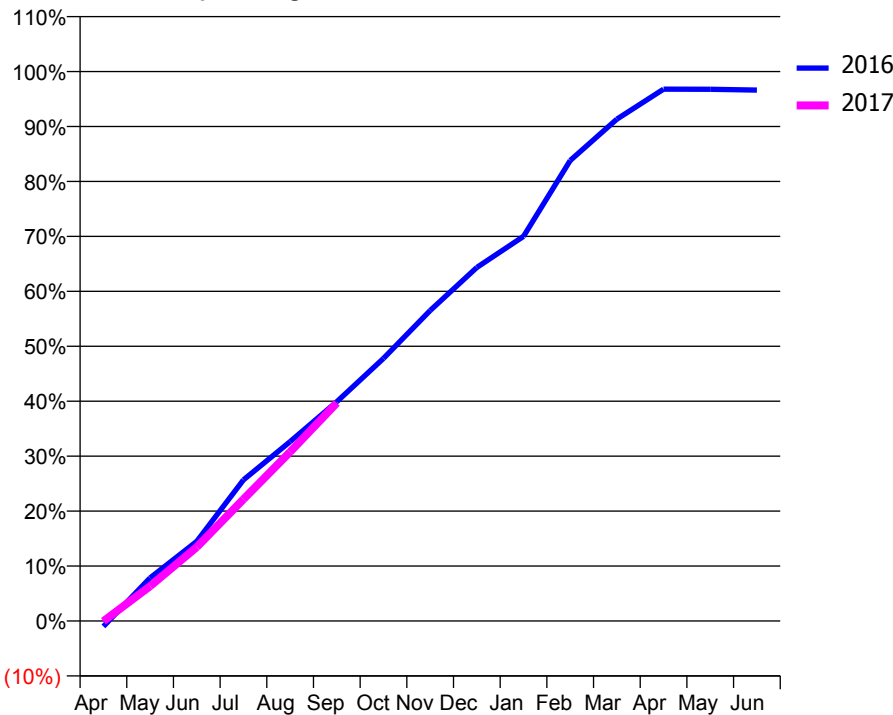
ACCESS*

Patients seen in 24 months	Total	Change since previous quarter
Quarter ending September 2015	5,670	
Quarter ending December 2015	5,703	→
Quarter ending March 2016	5,698	→
Quarter ending June 2016	5,660	→
Quarter ending September 2016	5,679	→
Variance since September 2015	0.2%	→



ACTIVITY

Cumulative percentage of contracted UDA delivered 2016 & 2017



Month	Adjusted Scheduled Activity (UDA)	
	2016	2017
April	-144	-9
May	1,122	905
June	2,071	1,920
July	3,669	3,167
August	4,664	4,396
September	5,701	5,667
October	6,826	
November	8,070	
December	9,189	
January	9,997	
February	11,970	
March	13,041	
April	13,823	
May	13,820	
June	13,798	

QUALITY

	Quantity	Base Number	Contract	AT	Region	England
% of FP17s for the same patient ID Re-attending within 3 months - Children	39	670	5.8%	11.8%	11.8%	12.4%
% of FP17s for the same patient ID Re-attending within 3 months - Adults	493	2,518	19.6%	17.2%	16.6%	16.7%
% of FP17s for the same patient ID Re-attending between 3 & 9 months - Children	271	670	40.4%	55.4%	60.2%	57.4%
% of FP17s for the same patient ID Re-attending between 3 & 9 months - Adults	885	2,518	35.1%	48.7%	52.0%	50.5%
% of FP17s for Band 1 Urgent Courses	369	2,556	14.4%	10.5%	9.4%	9.1%
% of FP17s Relating to Free Repair or Replacements	26	2,556	1.0%	0.6%	0.7%	0.8%
% of FP17s Relating to Continuations	33	2,556	1.3%	1.0%	1.2%	1.3%
% of Patients satisfied with the dentistry they have received	11	11	100.0%	94.3%	93.6%	93.2%
% of Patients satisfied with the time they had to wait for an appointment	9	11	81.8%	88.1%	89.1%	89.0%

* This is based on patients treated on this contract for their most recent course of treatment. Figures in italics indicate the base number of FP17s or Patient Questionnaire responses are less than 100. N/A is shown where the base number of responses is less than 10 during the period. % is calculated as Quantity/Base number*100

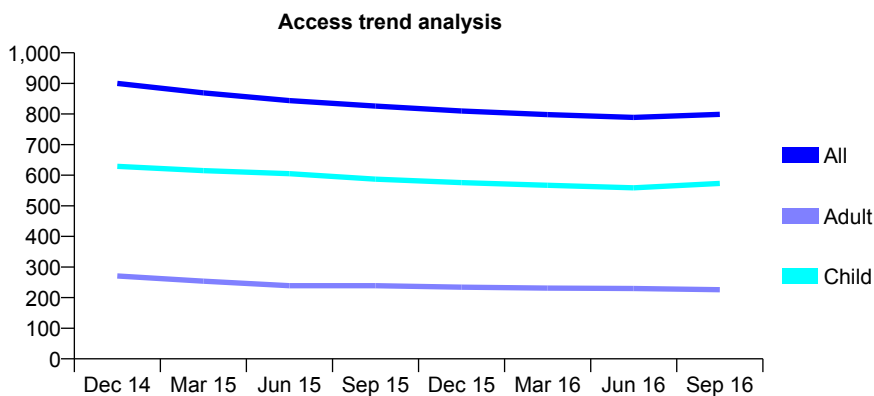
Q67 - Vital Signs At a Glance Contract Report for 107417/0001 - September 2016

Name or company name	George Krajewski Dental Practice
Contract type name	GDS Contract
Purpose of contract	General
Contract start date	01/11/2010
Contract end date	

16/17 Contracted general activity (UDA)	2,448
Carry forward general activity (UDA)	0
16/17 Contracted orthodontic activity (UOA)	0
Carry forward orthodontic activity (UOA)	0
Baseline contract value	£59,854.40

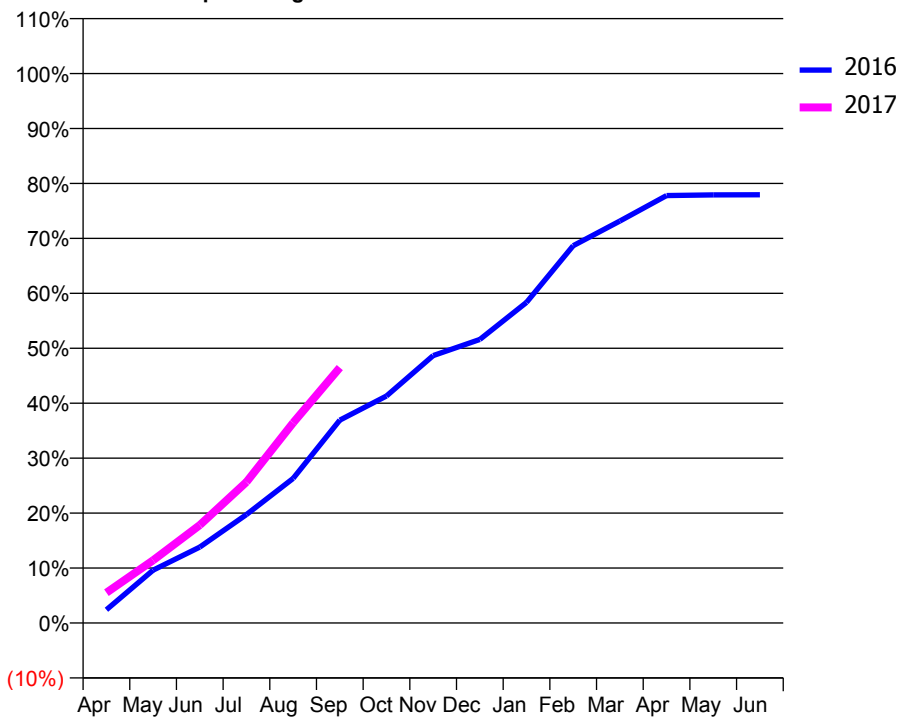
ACCESS*

Patients seen in 24 months	Total	Change since previous quarter
Quarter ending September 2015	826	
Quarter ending December 2015	810	↓
Quarter ending March 2016	798	↓
Quarter ending June 2016	789	↓
Quarter ending September 2016	799	→
Variance since September 2015	(3.3%)	↓



ACTIVITY

Cumulative percentage of contracted UDA delivered 2016 & 2017



Adjusted Scheduled Activity (UDA)

Month	2016	2017
April	59	135
May	236	279
June	338	436
July	483	628
August	644	892
September	904	1,138
October	1,011	
November	1,192	
December	1,263	
January	1,428	
February	1,681	
March	1,791	
April	1,904	
May	1,907	
June	1,908	

QUALITY

	Quantity	Base Number	Contract	AT	Region	England
% of FP17s for the same patient ID Re-attending within 3 months - Children	41	550	7.5%	11.8%	11.8%	12.4%
% of FP17s for the same patient ID Re-attending within 3 months - Adults	35	153	22.9%	17.2%	16.6%	16.7%
% of FP17s for the same patient ID Re-attending between 3 & 9 months - Children	365	550	66.4%	55.4%	60.2%	57.4%
% of FP17s for the same patient ID Re-attending between 3 & 9 months - Adults	74	153	48.4%	48.7%	52.0%	50.5%
% of FP17s for Band 1 Urgent Courses	25	626	4.0%	10.5%	9.4%	9.1%
% of FP17s Relating to Free Repair or Replacements	0	626	0.0%	0.6%	0.7%	0.8%
% of FP17s Relating to Continuations	3	626	0.5%	1.0%	1.2%	1.3%
% of Patients satisfied with the dentistry they have received	11	11	100.0%	94.3%	93.6%	93.2%
% of Patients satisfied with the time they had to wait for an appointment	11	11	100.0%	88.1%	89.1%	89.0%

* This is based on patients treated on this contract for their most recent course of treatment. Figures in italics indicate the base number of FP17s or Patient Questionnaire responses are less than 100. N/A is shown where the base number of responses is less than 10 during the period. % is calculated as Quantity/Base number*100

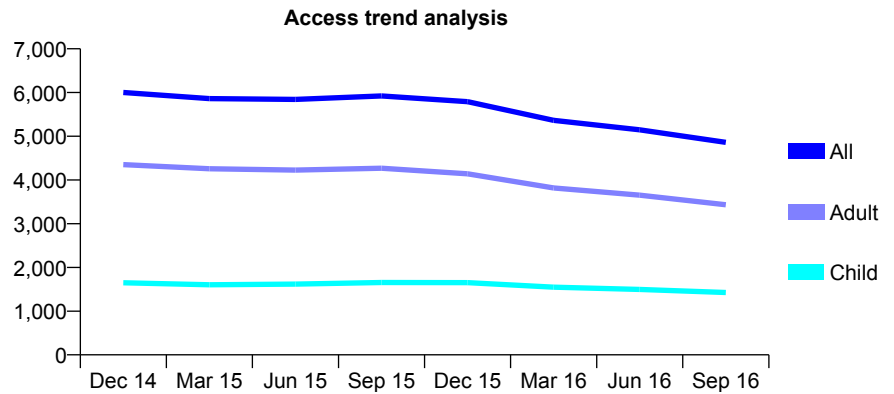
Q67 - Vital Signs At a Glance Contract Report for 108030/0001 - September 2016

Name or company name	Longford Dental Centre
Contract type name	GDS Contract
Purpose of contract	General
Contract start date	01/09/2009
Contract end date	

16/17 Contracted general activity (UDA)	14,535
Carry forward general activity (UDA)	391
16/17 Contracted orthodontic activity (UOA)	0
Carry forward orthodontic activity (UOA)	0
Baseline contract value	£387,079.49

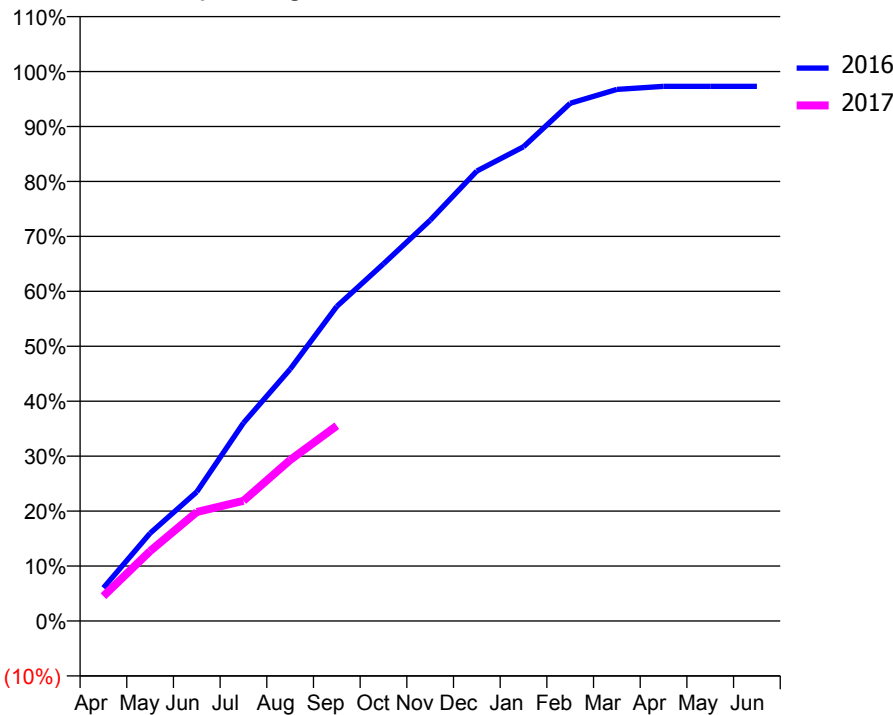
ACCESS*

Patients seen in 24 months	Total	Change since previous quarter
Quarter ending September 2015	5,922	
Quarter ending December 2015	5,790	↓
Quarter ending March 2016	5,365	↓
Quarter ending June 2016	5,147	↓
Quarter ending September 2016	4,861	↓
Variance since September 2015	(17.9%)	↓



ACTIVITY

Cumulative percentage of contracted UDA delivered 2016 & 2017



Month	Adjusted Scheduled Activity (UDA)	
	2016	2017
April	876	658
May	2,324	1,849
June	3,415	2,883
July	5,239	3,180
August	6,663	4,259
September	8,322	5,164
October	9,449	
November	10,600	
December	11,901	
January	12,544	
February	13,693	
March	14,063	
April	14,144	
May	14,144	
June	14,144	

QUALITY

	Quantity	Base Number	Contract	AT	Region	England
% of FP17s for the same patient ID Re-attending within 3 months - Children	50	801	6.2%	11.8%	11.8%	12.4%
% of FP17s for the same patient ID Re-attending within 3 months - Adults	242	1,662	14.6%	17.2%	16.6%	16.7%
% of FP17s for the same patient ID Re-attending between 3 & 9 months - Children	352	801	43.9%	55.4%	60.2%	57.4%
% of FP17s for the same patient ID Re-attending between 3 & 9 months - Adults	559	1,662	33.6%	48.7%	52.0%	50.5%
% of FP17s for Band 1 Urgent Courses	320	2,417	13.2%	10.5%	9.4%	9.1%
% of FP17s Relating to Free Repair or Replacements	16	2,417	0.7%	0.6%	0.7%	0.8%
% of FP17s Relating to Continuations	40	2,417	1.7%	1.0%	1.2%	1.3%
% of Patients satisfied with the dentistry they have received	3	4	N/A	94.3%	93.6%	93.2%
% of Patients satisfied with the time they had to wait for an appointment	3	4	N/A	88.1%	89.1%	89.0%

* This is based on patients treated on this contract for their most recent course of treatment. Figures in italics indicate the base number of FP17s or Patient Questionnaire responses are less than 100. N/A is shown where the base number of responses is less than 10 during the period. % is calculated as Quantity/Base number*100

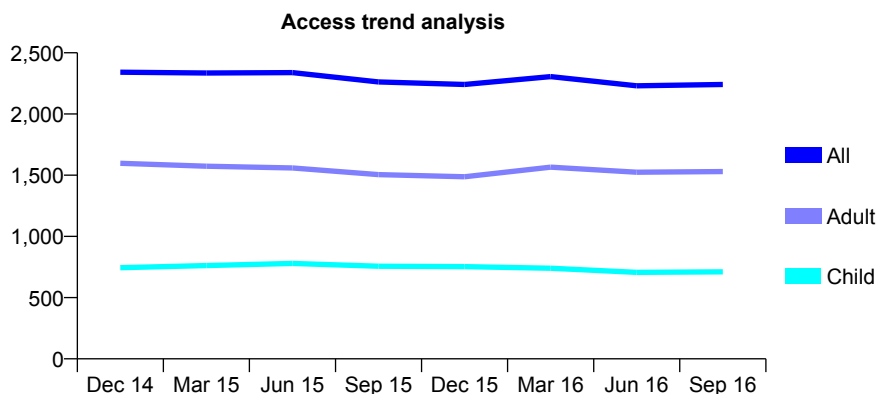
Q67 - Vital Signs At a Glance Contract Report for 108030/0002 - September 2016

Name or company name	Longford Dental Centre
Contract type name	GDS Contract
Purpose of contract	General
Contract start date	01/09/2009
Contract end date	

16/17 Contracted general activity (UDA)	7,019
Carry forward general activity (UDA)	53
16/17 Contracted orthodontic activity (UOA)	0
Carry forward orthodontic activity (UOA)	0
Baseline contract value	£193,377.18

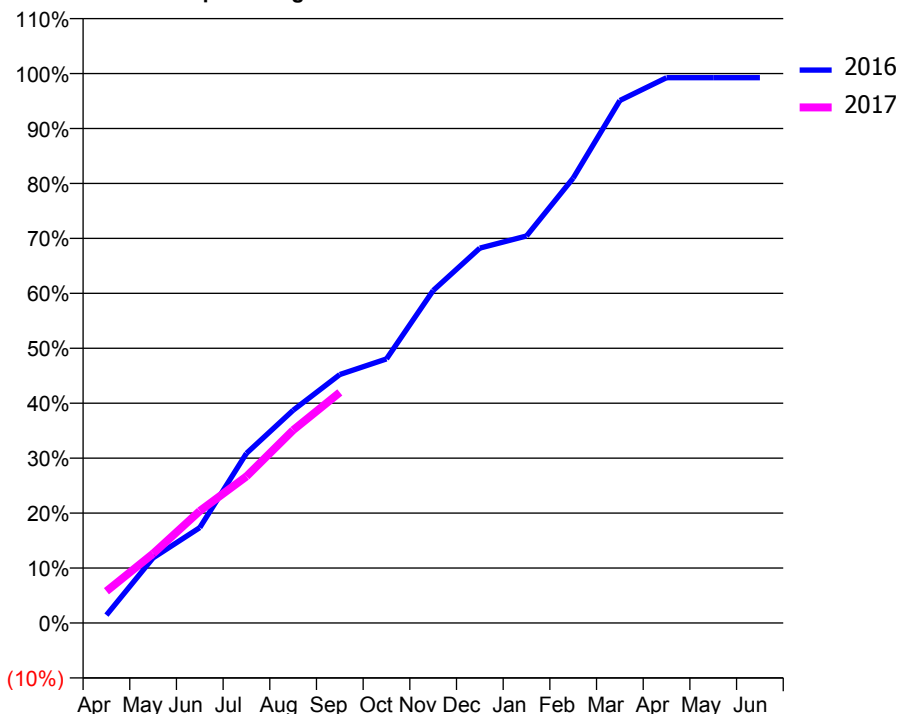
ACCESS*

Patients seen in 24 months	Total	Change since previous quarter
Quarter ending September 2015	2,262	
Quarter ending December 2015	2,241	→
Quarter ending March 2016	2,306	↑
Quarter ending June 2016	2,230	↓
Quarter ending September 2016	2,241	→
Variance since September 2015	(0.9%)	→



ACTIVITY

Cumulative percentage of contracted UDA delivered 2016 & 2017



Month	Adjusted Scheduled Activity (UDA)	
	2016	2017
April	101	406
May	832	887
June	1,218	1,432
July	2,168	1,873
August	2,718	2,464
September	3,174	2,947
October	3,374	
November	4,247	
December	4,789	
January	4,944	
February	5,683	
March	6,674	
April	6,966	
May	6,966	
June	6,966	

QUALITY

	Quantity	Base Number	Contract	AT	Region	England
% of FP17s for the same patient ID Re-attending within 3 months - Children	37	437	8.5%	11.8%	11.8%	12.4%
% of FP17s for the same patient ID Re-attending within 3 months - Adults	90	810	11.1%	17.2%	16.6%	16.7%
% of FP17s for the same patient ID Re-attending between 3 & 9 months - Children	198	437	45.3%	55.4%	60.2%	57.4%
% of FP17s for the same patient ID Re-attending between 3 & 9 months - Adults	291	810	35.9%	48.7%	52.0%	50.5%
% of FP17s for Band 1 Urgent Courses	143	1,158	12.3%	10.5%	9.4%	9.1%
% of FP17s Relating to Free Repair or Replacements	22	1,158	1.9%	0.6%	0.7%	0.8%
% of FP17s Relating to Continuations	20	1,158	1.7%	1.0%	1.2%	1.3%
% of Patients satisfied with the dentistry they have received	7	8	N/A	94.3%	93.6%	93.2%
% of Patients satisfied with the time they had to wait for an appointment	6	8	N/A	88.1%	89.1%	89.0%

* This is based on patients treated on this contract for their most recent course of treatment. Figures in italics indicate the base number of FP17s or Patient Questionnaire responses are less than 100. N/A is shown where the base number of responses is less than 10 during the period. % is calculated as Quantity/Base number*100

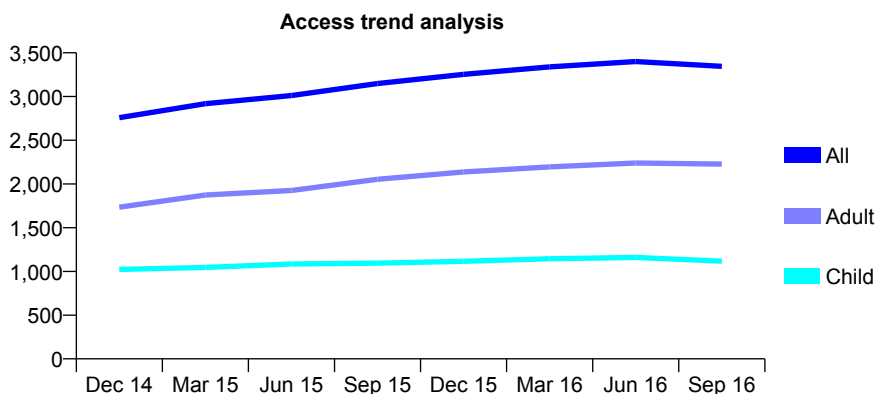
Q67 - Vital Signs At a Glance Contract Report for 111317/0001 - September 2016

Name or company name	OH Dental Ltd
Contract type name	GDS Contract
Purpose of contract	General
Contract start date	01/04/2013
Contract end date	

16/17 Contracted general activity (UDA)	7,360
Carry forward general activity (UDA)	0
16/17 Contracted orthodontic activity (UOA)	0
Carry forward orthodontic activity (UOA)	0
Baseline contract value	£181,464.87

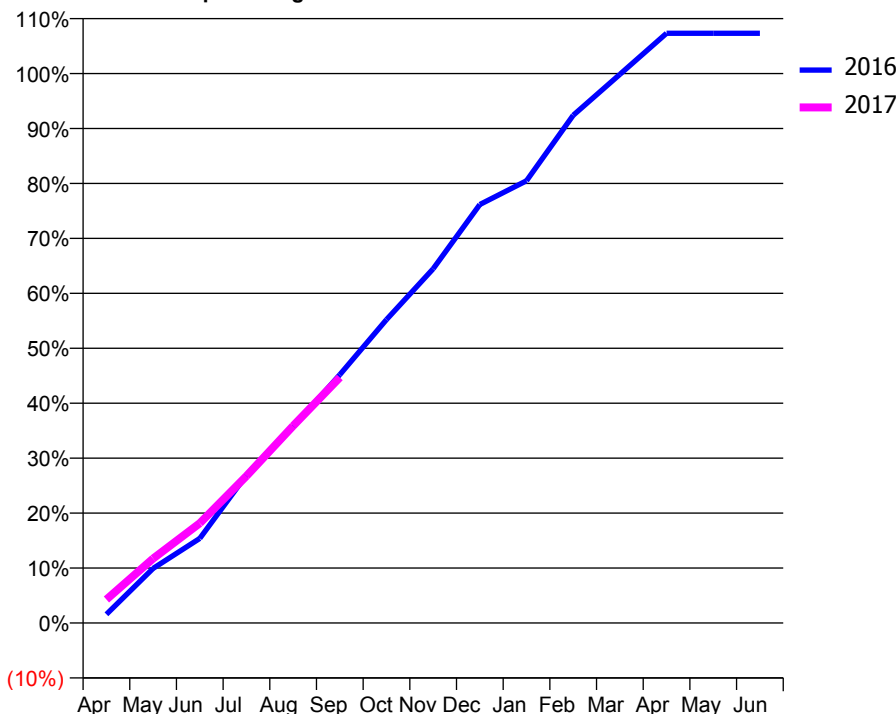
ACCESS*

Patients seen in 24 months	Total	Change since previous quarter
Quarter ending September 2015	3,148	
Quarter ending December 2015	3,254	↑
Quarter ending March 2016	3,339	↑
Quarter ending June 2016	3,400	→
Quarter ending September 2016	3,345	↓
Variance since September 2015	6.3%	↑



ACTIVITY

Cumulative percentage of contracted UDA delivered 2016 & 2017



Adjusted Scheduled Activity (UDA)

Month	2016	2017
April	116	316
May	732	863
June	1,133	1,336
July	1,981	1,969
August	2,626	2,641
September	3,326	3,289
October	4,065	
November	4,744	
December	5,606	
January	5,924	
February	6,800	
March	7,349	
April	7,899	
May	7,899	
June	7,899	

QUALITY

	Quantity	Base Number	Contract	AT	Region	England
% of FP17s for the same patient ID Re-attending within 3 months - Children	46	829	5.5%	11.8%	11.8%	12.4%
% of FP17s for the same patient ID Re-attending within 3 months - Adults	256	1,603	16.0%	17.2%	16.6%	16.7%
% of FP17s for the same patient ID Re-attending between 3 & 9 months - Children	473	829	57.1%	55.4%	60.2%	57.4%
% of FP17s for the same patient ID Re-attending between 3 & 9 months - Adults	864	1,603	53.9%	48.7%	52.0%	50.5%
% of FP17s for Band 1 Urgent Courses	94	1,561	6.0%	10.5%	9.4%	9.1%
% of FP17s Relating to Free Repair or Replacements	26	1,561	1.7%	0.6%	0.7%	0.8%
% of FP17s Relating to Continuations	15	1,561	1.0%	1.0%	1.2%	1.3%
% of Patients satisfied with the dentistry they have received	12	13	92.3%	94.3%	93.6%	93.2%
% of Patients satisfied with the time they had to wait for an appointment	13	13	100.0%	88.1%	89.1%	89.0%

* This is based on patients treated on this contract for their most recent course of treatment. Figures in italics indicate the base number of FP17s or Patient Questionnaire responses are less than 100. N/A is shown where the base number of responses is less than 10 during the period. % is calculated as Quantity/Base number*100

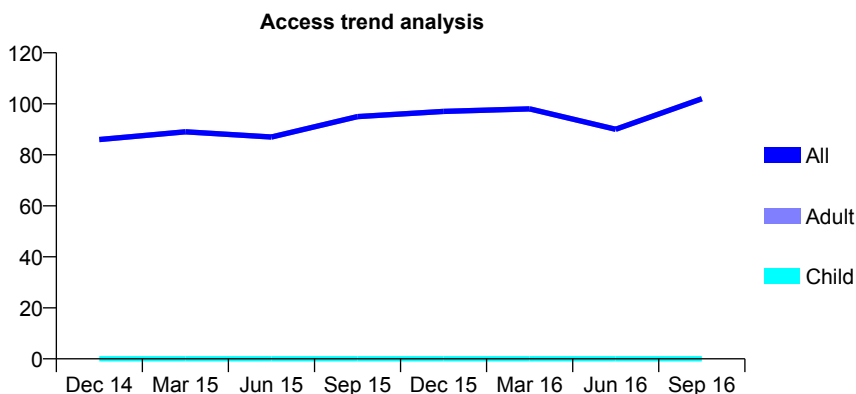
Q67 - Vital Signs At a Glance Contract Report for 111317/0002 - September 2016

Name or company name	OH Dental Ltd
Contract type name	GDS Contract
Purpose of contract	General
Contract start date	01/04/2013
Contract end date	

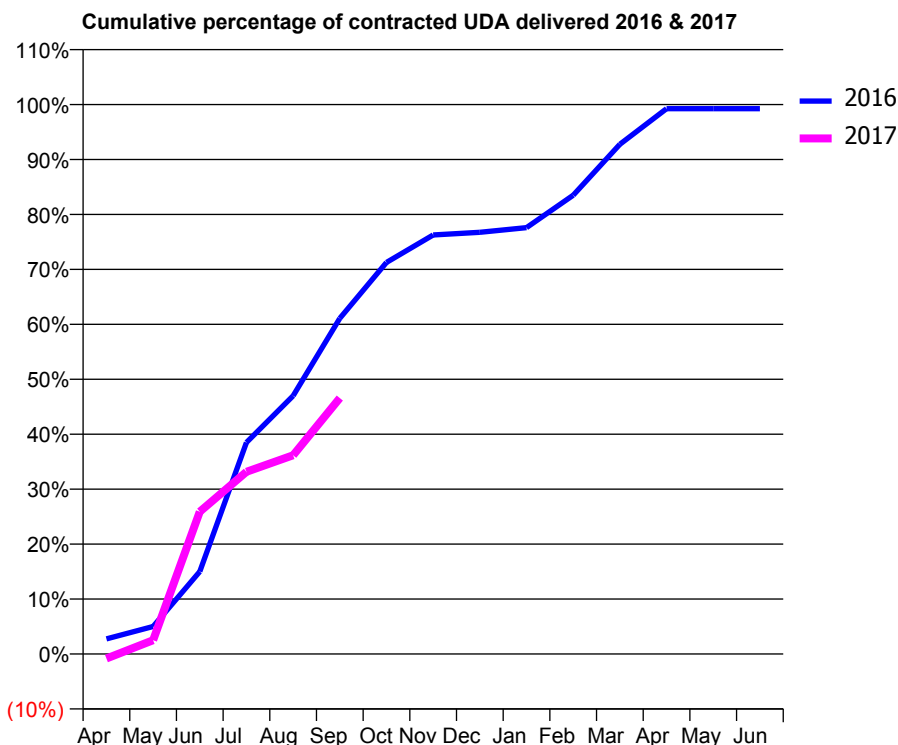
16/17 Contracted general activity (UDA)	240
Carry forward general activity (UDA)	2
16/17 Contracted orthodontic activity (UOA)	0
Carry forward orthodontic activity (UOA)	0
Baseline contract value	£13,090.67

ACCESS*

Patients seen in 24 months	Total	Change since previous quarter
Quarter ending September 2015	95	
Quarter ending December 2015	97	↑
Quarter ending March 2016	98	→
Quarter ending June 2016	90	↓
Quarter ending September 2016	102	↑
Variance since September 2015	7.4%	↑



ACTIVITY



Month	Adjusted Scheduled Activity (UDA)	
	2016	2017
April	7	-2
May	12	6
June	36	62
July	92	80
August	113	87
September	147	112
October	171	
November	183	
December	184	
January	186	
February	200	
March	223	
April	238	
May	238	
June	238	

QUALITY

	Quantity	Base Number	Contract	AT	Region	England
% of FP17s for the same patient ID Re-attending within 3 months - Children	0	0	N/A	11.8%	11.8%	12.4%
% of FP17s for the same patient ID Re-attending within 3 months - Adults	4	39	10.3%	17.2%	16.6%	16.7%
% of FP17s for the same patient ID Re-attending between 3 & 9 months - Children	0	0	N/A	55.4%	60.2%	57.4%
% of FP17s for the same patient ID Re-attending between 3 & 9 months - Adults	5	39	12.8%	48.7%	52.0%	50.5%
% of FP17s for Band 1 Urgent Courses	14	35	40.0%	10.5%	9.4%	9.1%
% of FP17s Relating to Free Repair or Replacements	0	35	0.0%	0.6%	0.7%	0.8%
% of FP17s Relating to Continuations	0	35	0.0%	1.0%	1.2%	1.3%
% of Patients satisfied with the dentistry they have received	0	0	N/A	94.3%	93.6%	93.2%
% of Patients satisfied with the time they had to wait for an appointment	0	0	N/A	88.1%	89.1%	89.0%

* This is based on patients treated on this contract for their most recent course of treatment. Figures in italics indicate the base number of FP17s or Patient Questionnaire responses are less than 100. N/A is shown where the base number of responses is less than 10 during the period. % is calculated as Quantity/Base number*100

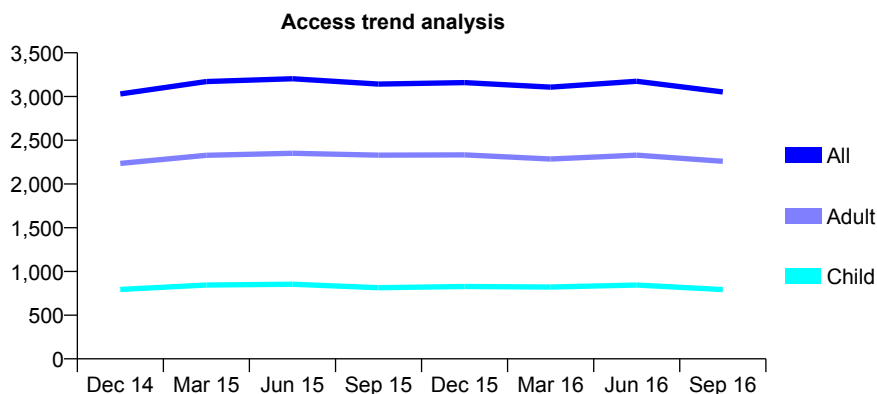
Q67 - Vital Signs At a Glance Contract Report for 117072/0001 - September 2016

Name or company name	Holborough Dental Care Ltd
Contract type name	GDS Contract
Purpose of contract	General
Contract start date	01/06/2008
Contract end date	

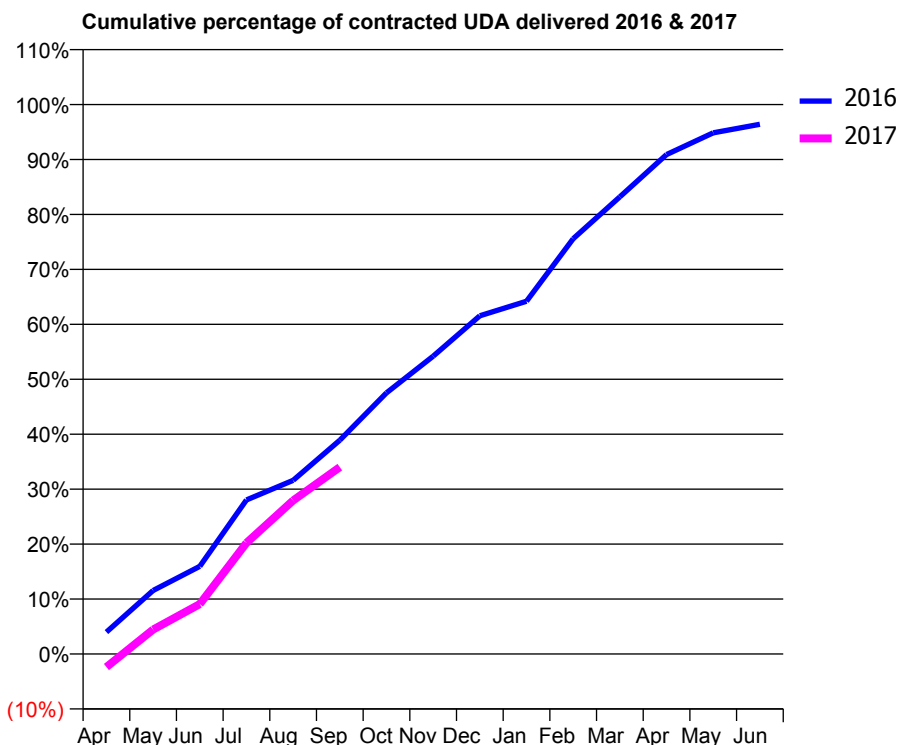
16/17 Contracted general activity (UDA)	8,605
Carry forward general activity (UDA)	309
16/17 Contracted orthodontic activity (UOA)	0
Carry forward orthodontic activity (UOA)	0
Baseline contract value	£237,534.98

ACCESS*

Patients seen in 24 months	Total	Change since previous quarter
Quarter ending September 2015	3,143	
Quarter ending December 2015	3,159	→
Quarter ending March 2016	3,108	↓
Quarter ending June 2016	3,174	↑
Quarter ending September 2016	3,052	↓
Variance since September 2015	(2.9%)	↓



ACTIVITY



Month	Adjusted Scheduled Activity (UDA)	
	2016	2017
April	343	-206
May	994	384
June	1,373	783
July	2,414	1,741
August	2,719	2,405
September	3,349	2,927
October	4,091	
November	4,664	
December	5,297	
January	5,525	
February	6,503	
March	7,159	
April	7,822	
May	8,161	
June	8,296	

QUALITY

	Quantity	Base Number	Contract	AT	Region	England
% of FP17s for the same patient ID Re-attending within 3 months - Children	23	538	4.3%	11.8%	11.8%	12.4%
% of FP17s for the same patient ID Re-attending within 3 months - Adults	161	1,393	11.6%	17.2%	16.6%	16.7%
% of FP17s for the same patient ID Re-attending between 3 & 9 months - Children	228	538	42.4%	55.4%	60.2%	57.4%
% of FP17s for the same patient ID Re-attending between 3 & 9 months - Adults	557	1,393	40.0%	48.7%	52.0%	50.5%
% of FP17s for Band 1 Urgent Courses	97	1,428	6.8%	10.5%	9.4%	9.1%
% of FP17s Relating to Free Repair or Replacements	9	1,428	0.6%	0.6%	0.7%	0.8%
% of FP17s Relating to Continuations	29	1,428	2.0%	1.0%	1.2%	1.3%
% of Patients satisfied with the dentistry they have received	21	22	95.5%	94.3%	93.6%	93.2%
% of Patients satisfied with the time they had to wait for an appointment	17	22	77.3%	88.1%	89.1%	89.0%

* This is based on patients treated on this contract for their most recent course of treatment. Figures in italics indicate the base number of FP17s or Patient Questionnaire responses are less than 100. N/A is shown where the base number of responses is less than 10 during the period. % is calculated as Quantity/Base number*100

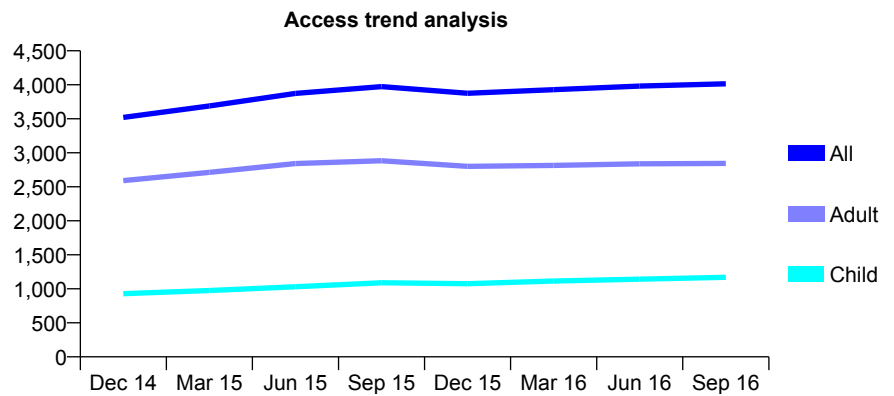
Q67 - Vital Signs At a Glance Contract Report for 118044/0001 - September 2016

Name or company name	Maidstone Dental Centre
Contract type name	GDS Contract
Purpose of contract	General
Contract start date	30/08/2013
Contract end date	

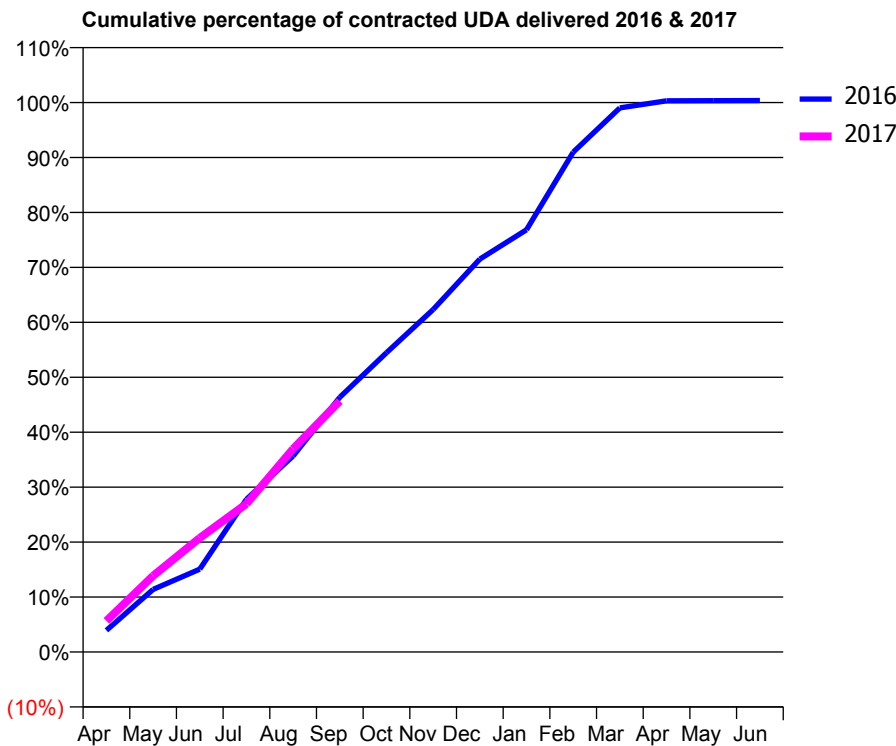
16/17 Contracted general activity (UDA)	13,000
Carry forward general activity (UDA)	-45
16/17 Contracted orthodontic activity (UOA)	0
Carry forward orthodontic activity (UOA)	0
Baseline contract value	£317,189.04

ACCESS*

Patients seen in 24 months	Total	Change since previous quarter
Quarter ending September 2015	3,974	
Quarter ending December 2015	3,876	↓
Quarter ending March 2016	3,929	→
Quarter ending June 2016	3,982	→
Quarter ending September 2016	4,014	→
Variance since September 2015	1.0%	→



ACTIVITY



Month	Adjusted Scheduled Activity (UDA)	
	2016	2017
April	513	738
May	1,481	1,802
June	1,961	2,698
July	3,612	3,505
August	4,640	4,807
September	6,028	5,937
October	7,082	
November	8,102	
December	9,296	
January	9,990	
February	11,826	
March	12,873	
April	13,040	
May	13,044	
June	13,045	

QUALITY

	Quantity	Base Number	Contract	AT	Region	England
% of FP17s for the same patient ID Re-attending within 3 months - Children	18	928	1.9%	11.8%	11.8%	12.4%
% of FP17s for the same patient ID Re-attending within 3 months - Adults	50	1,617	3.1%	17.2%	16.6%	16.7%
% of FP17s for the same patient ID Re-attending between 3 & 9 months - Children	604	928	65.1%	55.4%	60.2%	57.4%
% of FP17s for the same patient ID Re-attending between 3 & 9 months - Adults	772	1,617	47.7%	48.7%	52.0%	50.5%
% of FP17s for Band 1 Urgent Courses	61	2,460	2.5%	10.5%	9.4%	9.1%
% of FP17s Relating to Free Repair or Replacements	12	2,460	0.5%	0.6%	0.7%	0.8%
% of FP17s Relating to Continuations	0	2,460	0.0%	1.0%	1.2%	1.3%
% of Patients satisfied with the dentistry they have received	4	4	N/A	94.3%	93.6%	93.2%
% of Patients satisfied with the time they had to wait for an appointment	4	4	N/A	88.1%	89.1%	89.0%

* This is based on patients treated on this contract for their most recent course of treatment. Figures in italics indicate the base number of FP17s or Patient Questionnaire responses are less than 100. N/A is shown where the base number of responses is less than 10 during the period. % is calculated as Quantity/Base number*100

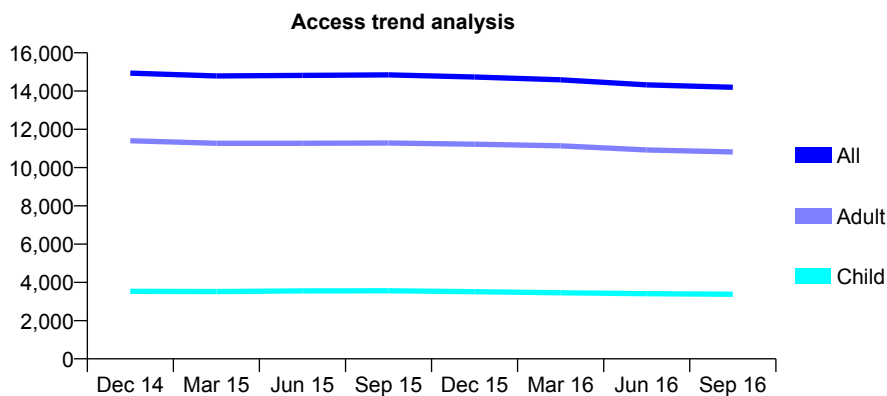
Q67 - Vital Signs At a Glance Contract Report for 118214/0001 - September 2016

Name or company name	Hillton Dentistry Gillingham Ltd
Contract type name	GDS Contract
Purpose of contract	General
Contract start date	01/04/2011
Contract end date	

16/17 Contracted general activity (UDA)	45,365
Carry forward general activity (UDA)	0
16/17 Contracted orthodontic activity (UOA)	0
Carry forward orthodontic activity (UOA)	0
Baseline contract value	£1,121,590.24

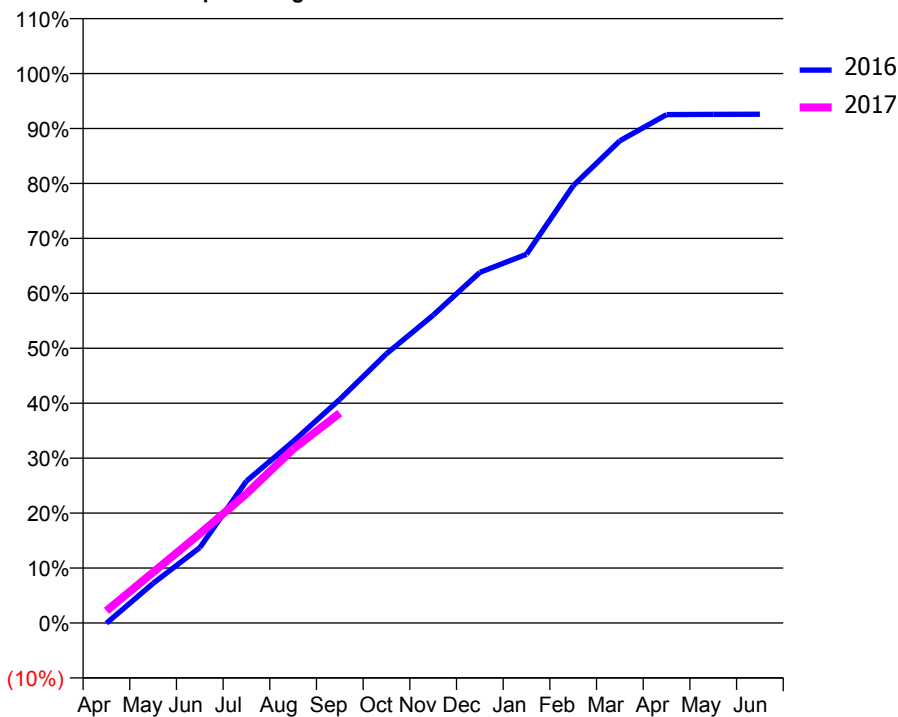
ACCESS*

Patients seen in 24 months	Total	Change since previous quarter
Quarter ending September 2015	14,843	
Quarter ending December 2015	14,735	→
Quarter ending March 2016	14,590	→
Quarter ending June 2016	14,323	↓
Quarter ending September 2016	14,195	→
Variance since September 2015	(4.4%)	↓



ACTIVITY

Cumulative percentage of contracted UDA delivered 2016 & 2017



Adjusted Scheduled Activity (UDA)

Month	2016	2017
April	-24	1,011
May	3,280	4,185
June	6,221	7,374
July	11,721	10,675
August	14,992	14,366
September	18,470	17,329
October	22,231	
November	25,413	
December	28,949	
January	30,442	
February	36,105	
March	39,818	
April	41,966	
May	41,993	
June	42,000	

QUALITY

	Quantity	Base Number	Contract	AT	Region	England
% of FP17s for the same patient ID Re-attending within 3 months - Children	141	2,741	5.1%	11.8%	11.8%	12.4%
% of FP17s for the same patient ID Re-attending within 3 months - Adults	700	7,436	9.4%	17.2%	16.6%	16.7%
% of FP17s for the same patient ID Re-attending between 3 & 9 months - Children	1,835	2,741	66.9%	55.4%	60.2%	57.4%
% of FP17s for the same patient ID Re-attending between 3 & 9 months - Adults	4,732	7,436	63.6%	48.7%	52.0%	50.5%
% of FP17s for Band 1 Urgent Courses	426	8,928	4.8%	10.5%	9.4%	9.1%
% of FP17s Relating to Free Repair or Replacements	53	8,928	0.6%	0.6%	0.7%	0.8%
% of FP17s Relating to Continuations	148	8,928	1.7%	1.0%	1.2%	1.3%
% of Patients satisfied with the dentistry they have received	21	23	91.3%	94.3%	93.6%	93.2%
% of Patients satisfied with the time they had to wait for an appointment	20	23	87.0%	88.1%	89.1%	89.0%

* This is based on patients treated on this contract for their most recent course of treatment. Figures in italics indicate the base number of FP17s or Patient Questionnaire responses are less than 100. N/A is shown where the base number of responses is less than 10 during the period. % is calculated as Quantity/Base number*100

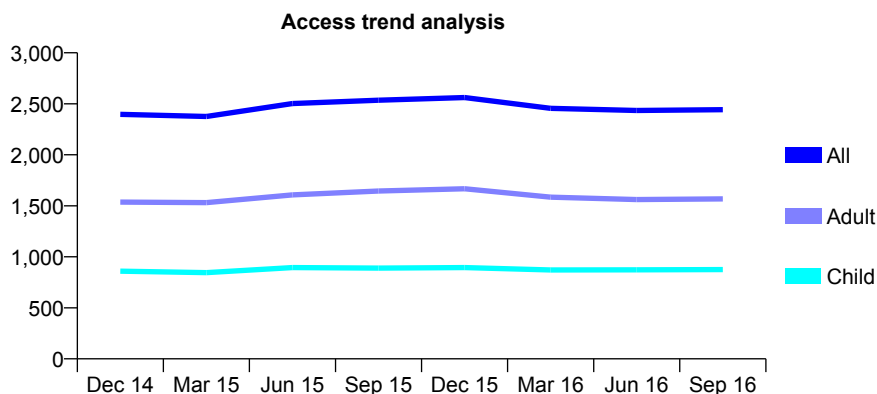
Q67 - Vital Signs At a Glance Contract Report for 118303/0001 - September 2016

Name or company name	Medway Dental Practice
Contract type name	GDS Contract
Purpose of contract	General
Contract start date	01/06/2012
Contract end date	

16/17 Contracted general activity (UDA)	6,671
Carry forward general activity (UDA)	48
16/17 Contracted orthodontic activity (UOA)	0
Carry forward orthodontic activity (UOA)	0
Baseline contract value	£164,912.30

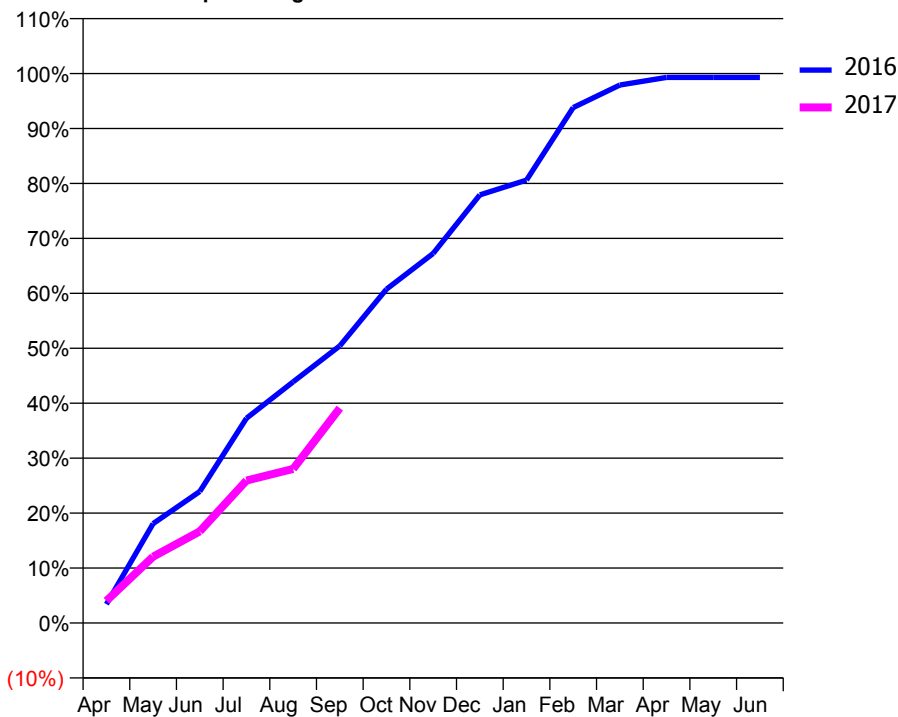
ACCESS*

Patients seen in 24 months	Total	Change since previous quarter
Quarter ending September 2015	2,535	
Quarter ending December 2015	2,562	→
Quarter ending March 2016	2,456	↓
Quarter ending June 2016	2,435	→
Quarter ending September 2016	2,443	→
Variance since September 2015	(3.6%)	↓



ACTIVITY

Cumulative percentage of contracted UDA delivered 2016 & 2017



Month	Adjusted Scheduled Activity (UDA)	
	2016	2017
April	229	270
May	1,206	805
June	1,597	1,113
July	2,486	1,730
August	2,928	1,870
September	3,364	2,609
October	4,053	
November	4,487	
December	5,197	
January	5,378	
February	6,258	
March	6,532	
April	6,623	
May	6,623	
June	6,623	

QUALITY

	Quantity	Base Number	Contract	AT	Region	England
% of FP17s for the same patient ID Re-attending within 3 months - Children	13	401	3.2%	11.8%	11.8%	12.4%
% of FP17s for the same patient ID Re-attending within 3 months - Adults	54	620	8.7%	17.2%	16.6%	16.7%
% of FP17s for the same patient ID Re-attending between 3 & 9 months - Children	67	401	16.7%	55.4%	60.2%	57.4%
% of FP17s for the same patient ID Re-attending between 3 & 9 months - Adults	104	620	16.8%	48.7%	52.0%	50.5%
% of FP17s for Band 1 Urgent Courses	0	996	0.0%	10.5%	9.4%	9.1%
% of FP17s Relating to Free Repair or Replacements	1	996	0.1%	0.6%	0.7%	0.8%
% of FP17s Relating to Continuations	35	996	3.5%	1.0%	1.2%	1.3%
% of Patients satisfied with the dentistry they have received	1	1	N/A	94.3%	93.6%	93.2%
% of Patients satisfied with the time they had to wait for an appointment	0	1	N/A	88.1%	89.1%	89.0%

* This is based on patients treated on this contract for their most recent course of treatment. Figures in italics indicate the base number of FP17s or Patient Questionnaire responses are less than 100. N/A is shown where the base number of responses is less than 10 during the period. % is calculated as Quantity/Base number*100

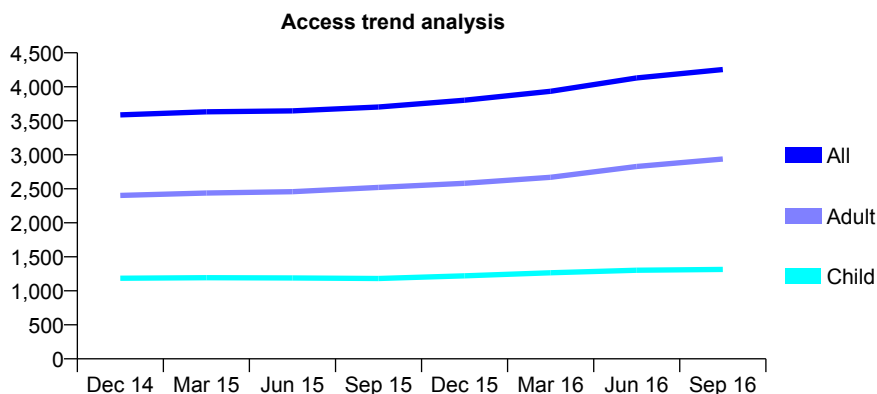
Q67 - Vital Signs At a Glance Contract Report for 119571/0001 - September 2016

Name or company name	Thorndike Centre
Contract type name	GDS Contract
Purpose of contract	General
Contract start date	01/09/2012
Contract end date	

16/17 Contracted general activity (UDA)	8,799
Carry forward general activity (UDA)	132
16/17 Contracted orthodontic activity (UOA)	0
Carry forward orthodontic activity (UOA)	0
Baseline contract value	£217,511.36

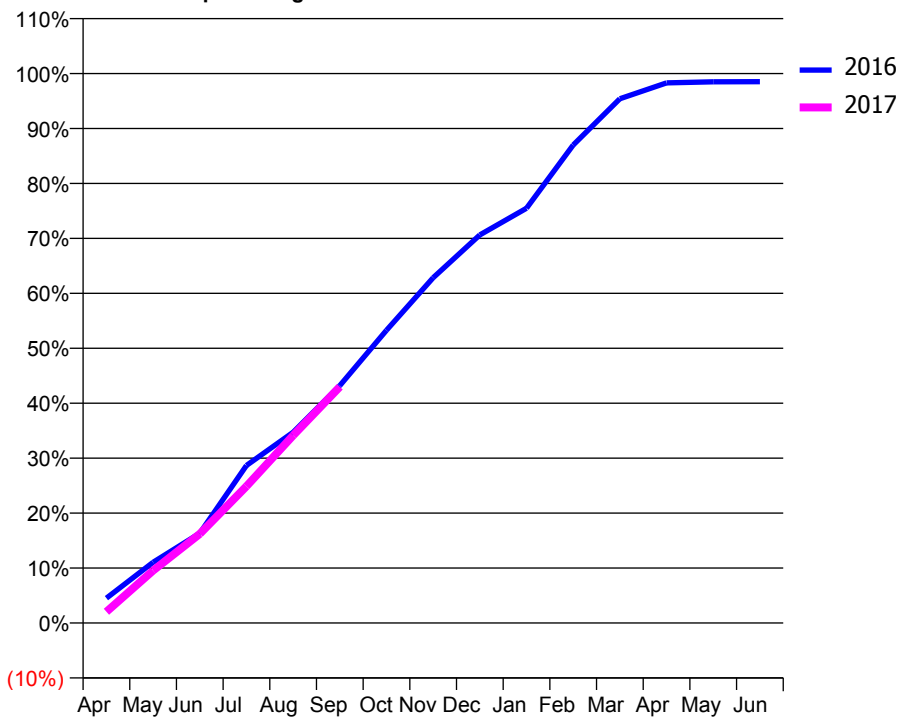
ACCESS*

Patients seen in 24 months	Total	Change since previous quarter
Quarter ending September 2015	3,702	
Quarter ending December 2015	3,803	↑
Quarter ending March 2016	3,935	↑
Quarter ending June 2016	4,130	↑
Quarter ending September 2016	4,254	↑
Variance since September 2015	14.9%	↑



ACTIVITY

Cumulative percentage of contracted UDA delivered 2016 & 2017



Month	Adjusted Scheduled Activity (UDA)	
	2016	2017
April	399	179
May	972	840
June	1,437	1,428
July	2,522	2,189
August	3,055	3,003
September	3,801	3,784
October	4,687	
November	5,530	
December	6,214	
January	6,643	
February	7,655	
March	8,394	
April	8,648	
May	8,666	
June	8,667	

QUALITY

	Quantity	Base Number	Contract	AT	Region	England
% of FP17s for the same patient ID Re-attending within 3 months - Children	51	1,002	5.1%	11.8%	11.8%	12.4%
% of FP17s for the same patient ID Re-attending within 3 months - Adults	147	1,837	8.0%	17.2%	16.6%	16.7%
% of FP17s for the same patient ID Re-attending between 3 & 9 months - Children	560	1,002	55.9%	55.4%	60.2%	57.4%
% of FP17s for the same patient ID Re-attending between 3 & 9 months - Adults	747	1,837	40.7%	48.7%	52.0%	50.5%
% of FP17s for Band 1 Urgent Courses	183	2,270	8.1%	10.5%	9.4%	9.1%
% of FP17s Relating to Free Repair or Replacements	7	2,270	0.3%	0.6%	0.7%	0.8%
% of FP17s Relating to Continuations	3	2,270	0.1%	1.0%	1.2%	1.3%
% of Patients satisfied with the dentistry they have received	0	0	N/A	94.3%	93.6%	93.2%
% of Patients satisfied with the time they had to wait for an appointment	0	0	N/A	88.1%	89.1%	89.0%

* This is based on patients treated on this contract for their most recent course of treatment. Figures in italics indicate the base number of FP17s or Patient Questionnaire responses are less than 100. N/A is shown where the base number of responses is less than 10 during the period. % is calculated as Quantity/Base number*100

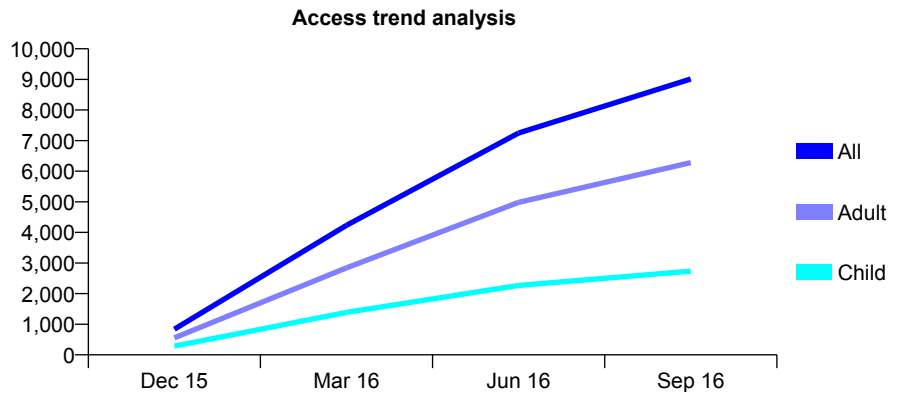
Q67 - Vital Signs At a Glance Contract Report for 121673/0001 - September 2016

Name or company name	The Newland Avenue and Castle Street Pr
Contract type name	GDS Contract
Purpose of contract	General
Contract start date	01/12/2015
Contract end date	

16/17 Contracted general activity (UDA)	43,000
Carry forward general activity (UDA)	0
16/17 Contracted orthodontic activity (UOA)	0
Carry forward orthodontic activity (UOA)	0
Baseline contract value	£970,473.94

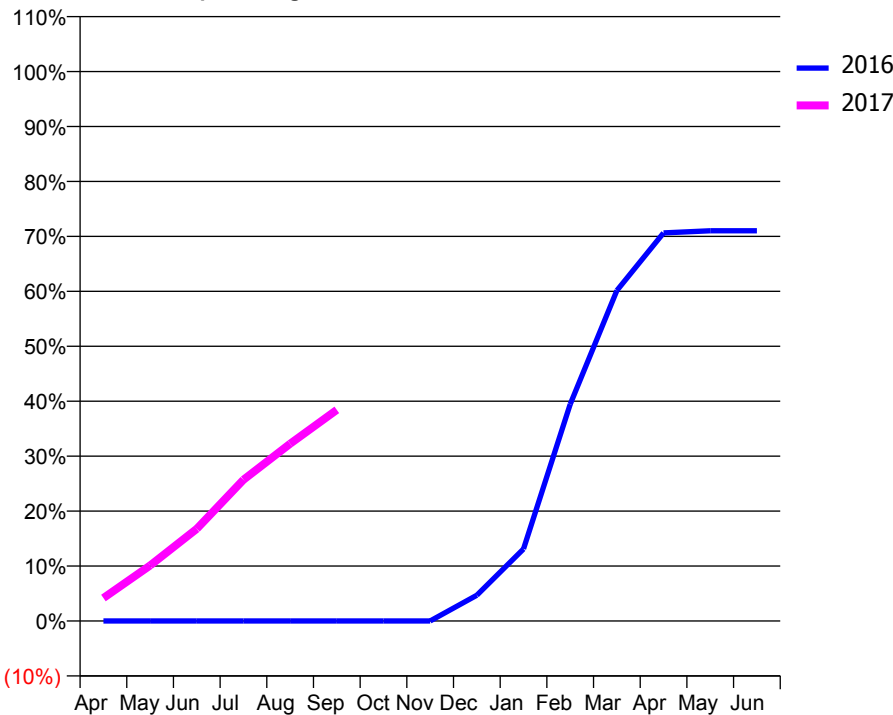
ACCESS*

Patients seen in 24 months	Total	Change since previous quarter
Quarter ending September 2015	0	
Quarter ending December 2015	839	↑
Quarter ending March 2016	4,232	↑
Quarter ending June 2016	7,247	↑
Quarter ending September 2016	9,015	↑
Variance since September 2015	N/A	



ACTIVITY

Cumulative percentage of contracted UDA delivered 2016 & 2017



Month	Adjusted Scheduled Activity (UDA)	
	2016	2017
April	0	1,804
May	0	4,349
June	0	7,215
July	0	11,051
August	0	13,868
September	0	16,521
October	0	
November	0	
December	674	
January	1,880	
February	5,654	
March	8,619	
April	10,123	
May	10,181	
June	10,181	

QUALITY

	Quantity	Base Number	Contract	AT	Region	England
% of FP17s for the same patient ID Re-attending within 3 months - Children	168	2,332	7.2%	11.8%	11.8%	12.4%
% of FP17s for the same patient ID Re-attending within 3 months - Adults	608	5,496	11.1%	17.2%	16.6%	16.7%
% of FP17s for the same patient ID Re-attending between 3 & 9 months - Children	560	2,332	24.0%	55.4%	60.2%	57.4%
% of FP17s for the same patient ID Re-attending between 3 & 9 months - Adults	984	5,496	17.9%	48.7%	52.0%	50.5%
% of FP17s for Band 1 Urgent Courses	749	7,163	10.5%	10.5%	9.4%	9.1%
% of FP17s Relating to Free Repair or Replacements	64	7,163	0.9%	0.6%	0.7%	0.8%
% of FP17s Relating to Continuations	101	7,163	1.4%	1.0%	1.2%	1.3%
% of Patients satisfied with the dentistry they have received	17	20	85.0%	94.3%	93.6%	93.2%
% of Patients satisfied with the time they had to wait for an appointment	16	20	80.0%	88.1%	89.1%	89.0%

* This is based on patients treated on this contract for their most recent course of treatment. Figures in italics indicate the base number of FP17s or Patient Questionnaire responses are less than 100. N/A is shown where the base number of responses is less than 10 during the period. % is calculated as Quantity/Base number*100

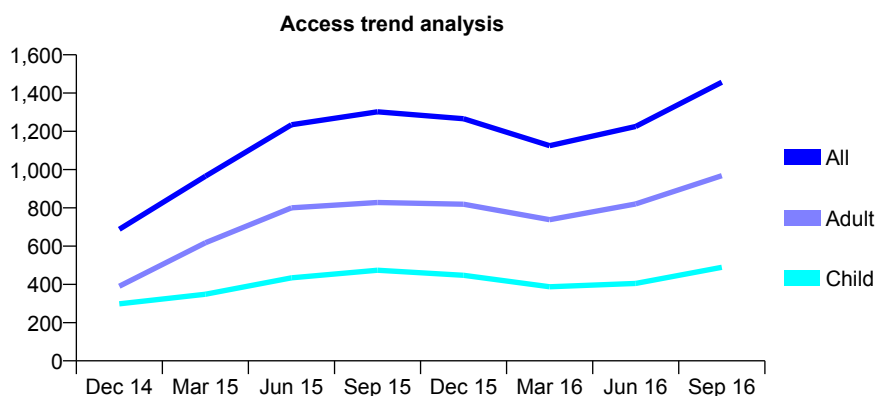
Q67 - Vital Signs At a Glance Contract Report for 125873/0001 - September 2016

Name or company name	Apex Dental Care Sturry Partnership
Contract type name	GDS Contract
Purpose of contract	General
Contract start date	01/01/2014
Contract end date	

16/17 Contracted general activity (UDA)	3,392
Carry forward general activity (UDA)	12
16/17 Contracted orthodontic activity (UOA)	0
Carry forward orthodontic activity (UOA)	0
Baseline contract value	£110,050.24

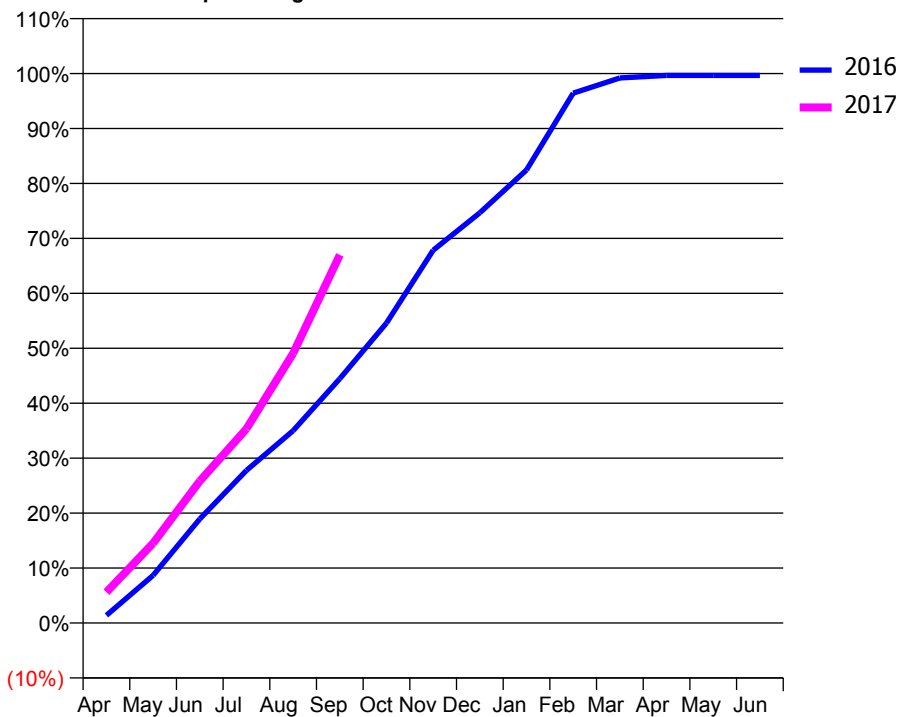
ACCESS*

Patients seen in 24 months	Total	Change since previous quarter
Quarter ending September 2015	1,302	
Quarter ending December 2015	1,266	↓
Quarter ending March 2016	1,125	↓
Quarter ending June 2016	1,225	↑
Quarter ending September 2016	1,457	↑
Variance since September 2015	11.9%	↑



ACTIVITY

Cumulative percentage of contracted UDA delivered 2016 & 2017



Month	Adjusted Scheduled Activity (UDA)	
	2016	2017
April	47	190
May	294	493
June	643	876
July	942	1,199
August	1,187	1,665
September	1,508	2,272
October	1,852	
November	2,301	
December	2,532	
January	2,797	
February	3,270	
March	3,364	
April	3,380	
May	3,380	
June	3,380	

QUALITY

	Quantity	Base Number	Contract	AT	Region	England
% of FP17s for the same patient ID Re-attending within 3 months - Children	30	475	6.3%	11.8%	11.8%	12.4%
% of FP17s for the same patient ID Re-attending within 3 months - Adults	74	805	9.2%	17.2%	16.6%	16.7%
% of FP17s for the same patient ID Re-attending between 3 & 9 months - Children	206	475	43.4%	55.4%	60.2%	57.4%
% of FP17s for the same patient ID Re-attending between 3 & 9 months - Adults	335	805	41.6%	48.7%	52.0%	50.5%
% of FP17s for Band 1 Urgent Courses	101	1,276	7.9%	10.5%	9.4%	9.1%
% of FP17s Relating to Free Repair or Replacements	17	1,276	1.3%	0.6%	0.7%	0.8%
% of FP17s Relating to Continuations	10	1,276	0.8%	1.0%	1.2%	1.3%
% of Patients satisfied with the dentistry they have received	1	1	N/A	94.3%	93.6%	93.2%
% of Patients satisfied with the time they had to wait for an appointment	1	1	N/A	88.1%	89.1%	89.0%

* This is based on patients treated on this contract for their most recent course of treatment. Figures in italics indicate the base number of FP17s or Patient Questionnaire responses are less than 100. N/A is shown where the base number of responses is less than 10 during the period. % is calculated as Quantity/Base number*100

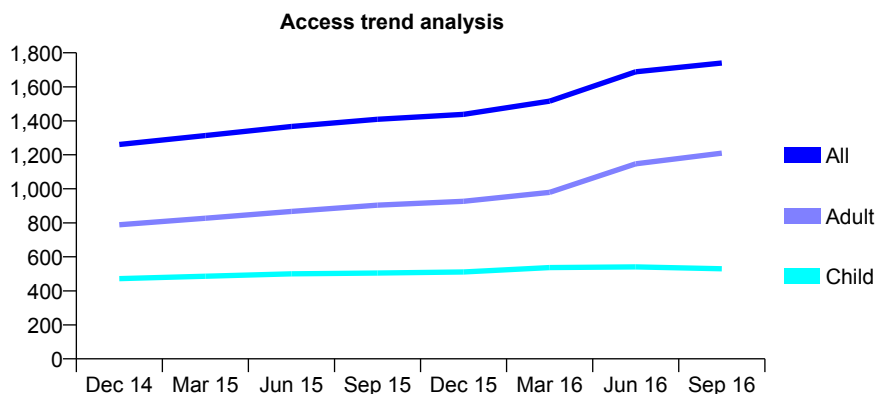
Q67 - Vital Signs At a Glance Contract Report for 125873/0002 - September 2016

Name or company name	Apex Dental Care Sturry Partnership
Contract type name	GDS Contract
Purpose of contract	General
Contract start date	01/01/2014
Contract end date	

16/17 Contracted general activity (UDA)	5,046
Carry forward general activity (UDA)	123
16/17 Contracted orthodontic activity (UOA)	0
Carry forward orthodontic activity (UOA)	0
Baseline contract value	£154,154.95

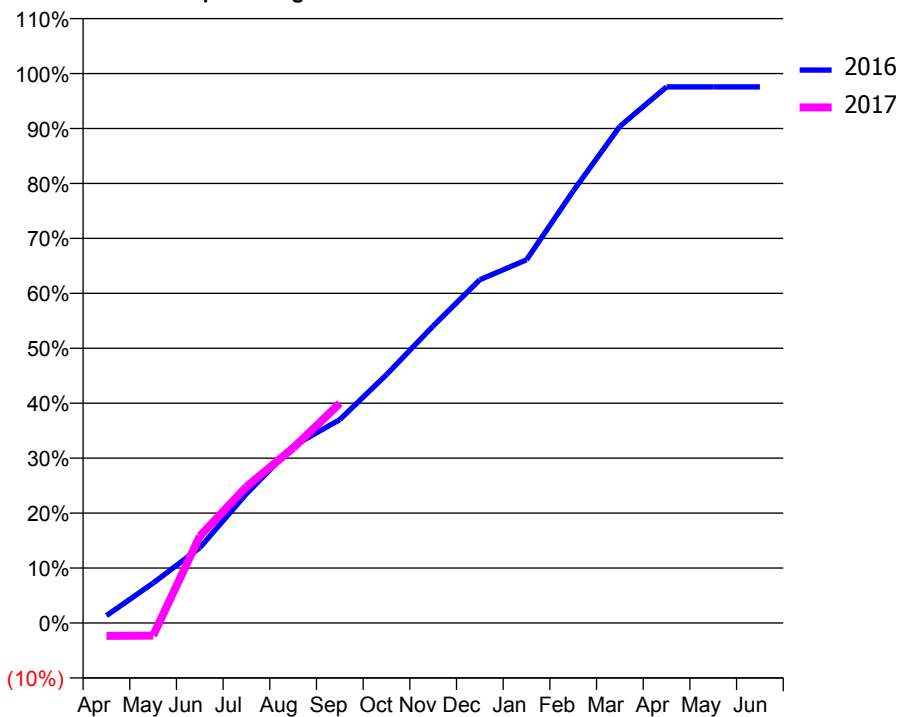
ACCESS*

Patients seen in 24 months	Total	Change since previous quarter
Quarter ending September 2015	1,409	
Quarter ending December 2015	1,438	↑
Quarter ending March 2016	1,516	↑
Quarter ending June 2016	1,688	↑
Quarter ending September 2016	1,740	↑
Variance since September 2015	23.5%	↑



ACTIVITY

Cumulative percentage of contracted UDA delivered 2016 & 2017



Month	Adjusted Scheduled Activity (UDA)	
	2016	2017
April	68	-120
May	367	-117
June	691	797
July	1,188	1,252
August	1,624	1,608
September	1,869	2,017
October	2,280	
November	2,727	
December	3,152	
January	3,335	
February	3,967	
March	4,561	
April	4,923	
May	4,923	
June	4,923	

QUALITY

	Quantity	Base Number	Contract	AT	Region	England
% of FP17s for the same patient ID Re-attending within 3 months - Children	17	416	4.1%	11.8%	11.8%	12.4%
% of FP17s for the same patient ID Re-attending within 3 months - Adults	120	1,023	11.7%	17.2%	16.6%	16.7%
% of FP17s for the same patient ID Re-attending between 3 & 9 months - Children	116	416	27.9%	55.4%	60.2%	57.4%
% of FP17s for the same patient ID Re-attending between 3 & 9 months - Adults	287	1,023	28.1%	48.7%	52.0%	50.5%
% of FP17s for Band 1 Urgent Courses	102	1,297	7.9%	10.5%	9.4%	9.1%
% of FP17s Relating to Free Repair or Replacements	1	1,297	0.1%	0.6%	0.7%	0.8%
% of FP17s Relating to Continuations	13	1,297	1.0%	1.0%	1.2%	1.3%
% of Patients satisfied with the dentistry they have received	2	2	N/A	94.3%	93.6%	93.2%
% of Patients satisfied with the time they had to wait for an appointment	2	2	N/A	88.1%	89.1%	89.0%

* This is based on patients treated on this contract for their most recent course of treatment. Figures in italics indicate the base number of FP17s or Patient Questionnaire responses are less than 100. N/A is shown where the base number of responses is less than 10 during the period. % is calculated as Quantity/Base number*100

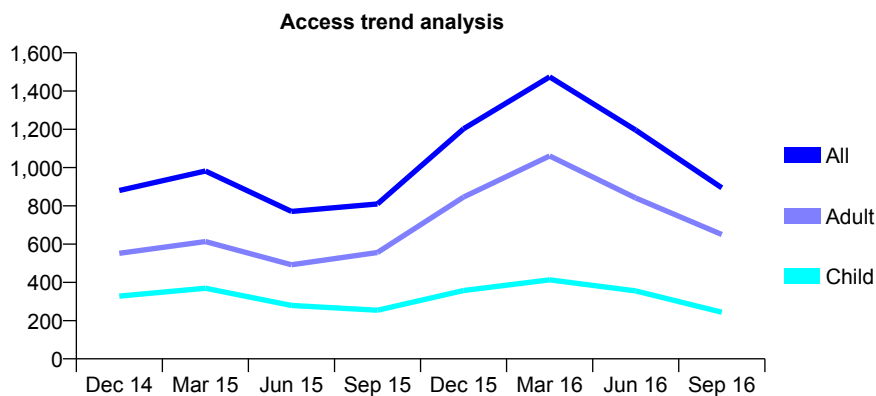
Q67 - Vital Signs At a Glance Contract Report for 125873/0003 - September 2016

Name or company name	Apex Dental Care Sturry Partnership
Contract type name	GDS Contract
Purpose of contract	General
Contract start date	01/01/2014
Contract end date	

16/17 Contracted general activity (UDA)	3,998
Carry forward general activity (UDA)	0
16/17 Contracted orthodontic activity (UOA)	0
Carry forward orthodontic activity (UOA)	0
Baseline contract value	£91,526.86

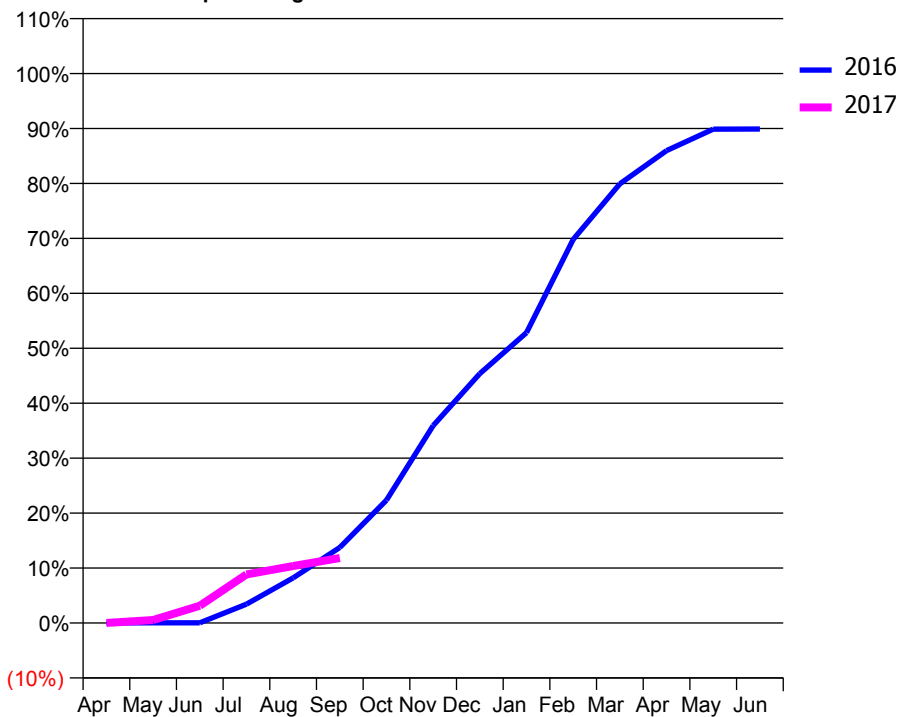
ACCESS*

Patients seen in 24 months	Total	Change since previous quarter
Quarter ending September 2015	810	
Quarter ending December 2015	1,203	↑
Quarter ending March 2016	1,474	↑
Quarter ending June 2016	1,196	↓
Quarter ending September 2016	894	↓
Variance since September 2015	10.4%	↑



ACTIVITY

Cumulative percentage of contracted UDA delivered 2016 & 2017



Month	Adjusted Scheduled Activity (UDA)	
	2016	2017
April	0	0
May	1	22
June	1	126
July	137	353
August	328	414
September	549	473
October	894	
November	1,436	
December	1,814	
January	2,113	
February	2,791	
March	3,195	
April	3,437	
May	3,593	
June	3,594	

QUALITY

	Quantity	Base Number	Contract	AT	Region	England
% of FP17s for the same patient ID Re-attending within 3 months - Children	4	152	2.6%	11.8%	11.8%	12.4%
% of FP17s for the same patient ID Re-attending within 3 months - Adults	22	316	7.0%	17.2%	16.6%	16.7%
% of FP17s for the same patient ID Re-attending between 3 & 9 months - Children	32	152	21.1%	55.4%	60.2%	57.4%
% of FP17s for the same patient ID Re-attending between 3 & 9 months - Adults	70	316	22.2%	48.7%	52.0%	50.5%
% of FP17s for Band 1 Urgent Courses	39	263	14.8%	10.5%	9.4%	9.1%
% of FP17s Relating to Free Repair or Replacements	0	263	0.0%	0.6%	0.7%	0.8%
% of FP17s Relating to Continuations	1	263	0.4%	1.0%	1.2%	1.3%
% of Patients satisfied with the dentistry they have received	0	0	N/A	94.3%	93.6%	93.2%
% of Patients satisfied with the time they had to wait for an appointment	0	0	N/A	88.1%	89.1%	89.0%

* This is based on patients treated on this contract for their most recent course of treatment. Figures in italics indicate the base number of FP17s or Patient Questionnaire responses are less than 100. N/A is shown where the base number of responses is less than 10 during the period. % is calculated as Quantity/Base number*100

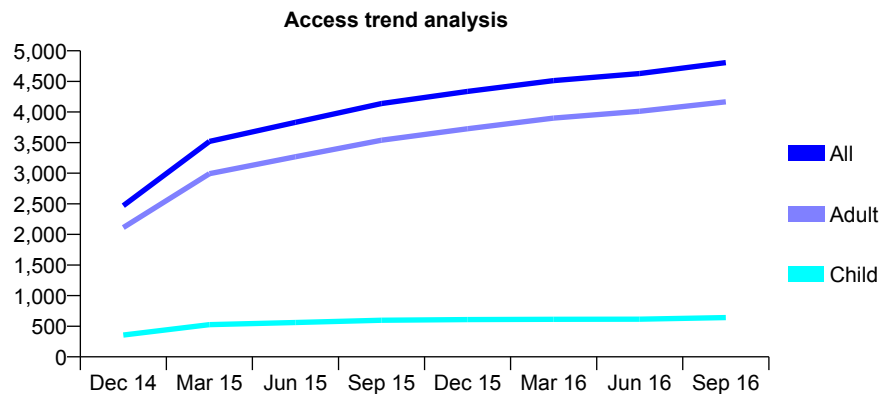
Q67 - Vital Signs At a Glance Contract Report for 127094/0001 - September 2016

Name or company name	Bute House Dental Surgery
Contract type name	GDS Contract
Purpose of contract	General
Contract start date	01/08/2014
Contract end date	

16/17 Contracted general activity (UDA)	15,312
Carry forward general activity (UDA)	607
16/17 Contracted orthodontic activity (UOA)	0
Carry forward orthodontic activity (UOA)	0
Baseline contract value	£340,319.57

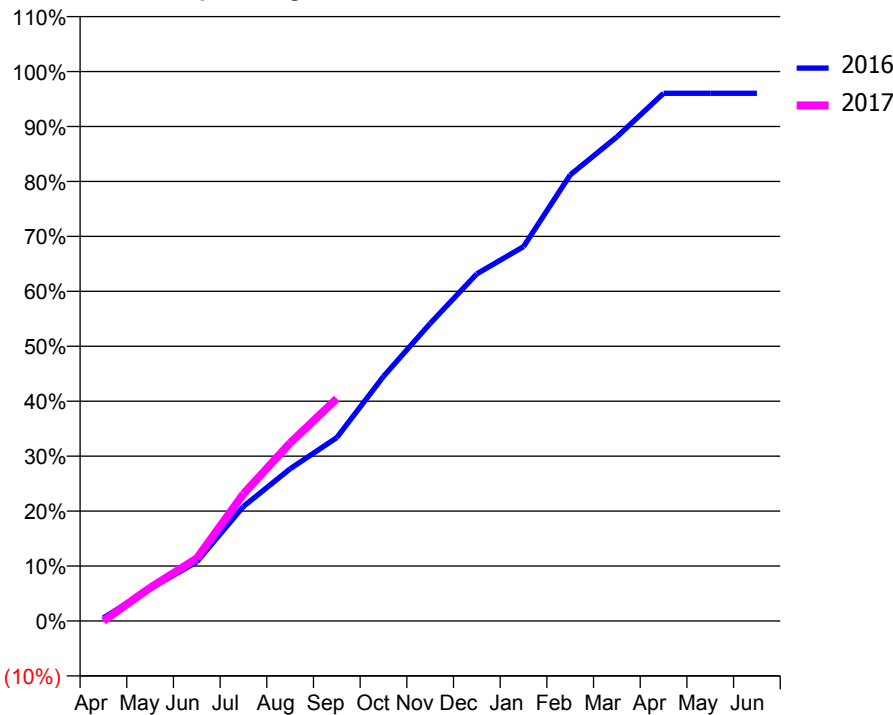
ACCESS*

Patients seen in 24 months	Total	Change since previous quarter
Quarter ending September 2015	4,139	
Quarter ending December 2015	4,337	↑
Quarter ending March 2016	4,514	↑
Quarter ending June 2016	4,628	↑
Quarter ending September 2016	4,807	↑
Variance since September 2015	16.1%	↑



ACTIVITY

Cumulative percentage of contracted UDA delivered 2016 & 2017



Month	Adjusted Scheduled Activity (UDA)	
	2016	2017
April	86	-2
May	901	925
June	1,647	1,745
July	3,194	3,541
August	4,243	4,963
September	5,111	6,197
October	6,816	
November	8,290	
December	9,672	
January	10,432	
February	12,430	
March	13,490	
April	14,704	
May	14,706	
June	14,705	

QUALITY

	Quantity	Base Number	Contract	AT	Region	England
% of FP17s for the same patient ID Re-attending within 3 months - Children	30	537	5.6%	11.8%	11.8%	12.4%
% of FP17s for the same patient ID Re-attending within 3 months - Adults	578	3,640	15.9%	17.2%	16.6%	16.7%
% of FP17s for the same patient ID Re-attending between 3 & 9 months - Children	339	537	63.1%	55.4%	60.2%	57.4%
% of FP17s for the same patient ID Re-attending between 3 & 9 months - Adults	2,275	3,640	62.5%	48.7%	52.0%	50.5%
% of FP17s for Band 1 Urgent Courses	235	3,447	6.8%	10.5%	9.4%	9.1%
% of FP17s Relating to Free Repair or Replacements	12	3,447	0.3%	0.6%	0.7%	0.8%
% of FP17s Relating to Continuations	26	3,447	0.8%	1.0%	1.2%	1.3%
% of Patients satisfied with the dentistry they have received	30	32	93.8%	94.3%	93.6%	93.2%
% of Patients satisfied with the time they had to wait for an appointment	30	32	93.8%	88.1%	89.1%	89.0%

* This is based on patients treated on this contract for their most recent course of treatment. Figures in italics indicate the base number of FP17s or Patient Questionnaire responses are less than 100. N/A is shown where the base number of responses is less than 10 during the period. % is calculated as Quantity/Base number*100

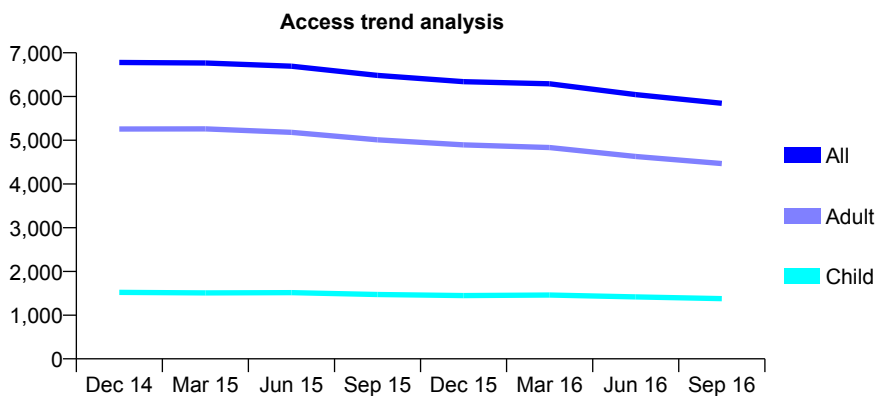
Q67 - Vital Signs At a Glance Contract Report for 138851/0001 - September 2016

Name or company name	Longford Dental Centre
Contract type name	GDS Contract
Purpose of contract	General
Contract start date	01/07/2009
Contract end date	

16/17 Contracted general activity (UDA)	16,514
Carry forward general activity (UDA)	372
16/17 Contracted orthodontic activity (UOA)	0
Carry forward orthodontic activity (UOA)	0
Baseline contract value	£452,318.58

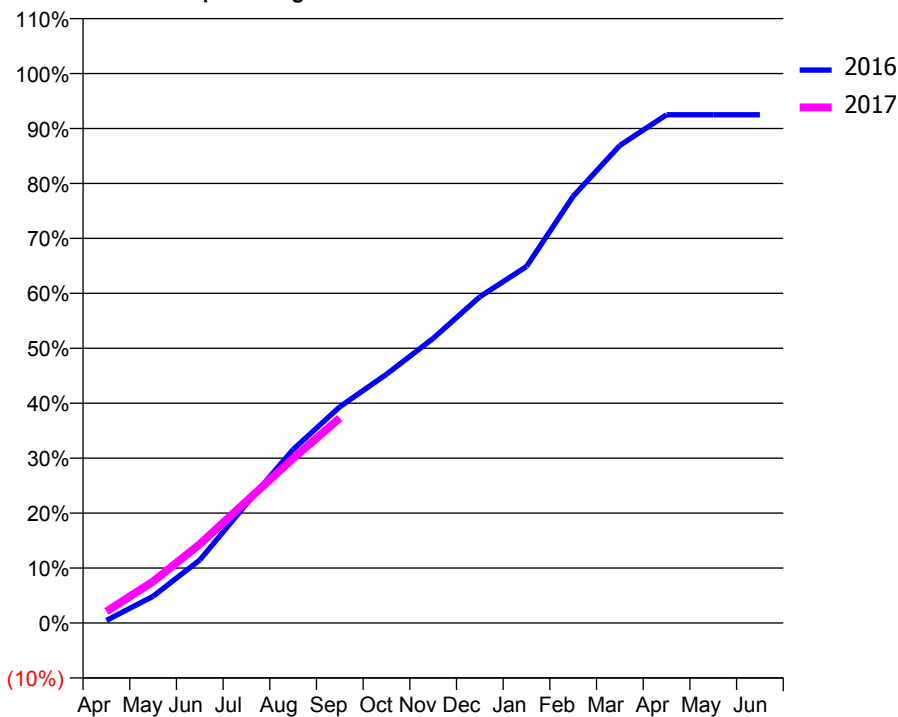
ACCESS*

Patients seen in 24 months	Total	Change since previous quarter
Quarter ending September 2015	6,482	
Quarter ending December 2015	6,341	↓
Quarter ending March 2016	6,292	→
Quarter ending June 2016	6,044	↓
Quarter ending September 2016	5,845	↓
Variance since September 2015	(9.8%)	↓



ACTIVITY

Cumulative percentage of contracted UDA delivered 2016 & 2017



Adjusted Scheduled Activity (UDA)

Month	2016	2017
April	84	345
May	850	1,247
June	1,999	2,370
July	3,783	3,659
August	5,513	4,946
September	6,865	6,163
October	7,900	
November	9,037	
December	10,362	
January	11,322	
February	13,553	
March	15,169	
April	16,142	
May	16,142	
June	16,142	

QUALITY

	Quantity	Base Number	Contract	AT	Region	England
% of FP17s for the same patient ID Re-attending within 3 months - Children	54	829	6.5%	11.8%	11.8%	12.4%
% of FP17s for the same patient ID Re-attending within 3 months - Adults	442	2,322	19.0%	17.2%	16.6%	16.7%
% of FP17s for the same patient ID Re-attending between 3 & 9 months - Children	388	829	46.8%	55.4%	60.2%	57.4%
% of FP17s for the same patient ID Re-attending between 3 & 9 months - Adults	650	2,322	28.0%	48.7%	52.0%	50.5%
% of FP17s for Band 1 Urgent Courses	240	2,800	8.6%	10.5%	9.4%	9.1%
% of FP17s Relating to Free Repair or Replacements	41	2,800	1.5%	0.6%	0.7%	0.8%
% of FP17s Relating to Continuations	60	2,800	2.1%	1.0%	1.2%	1.3%
% of Patients satisfied with the dentistry they have received	6	7	N/A	94.3%	93.6%	93.2%
% of Patients satisfied with the time they had to wait for an appointment	6	7	N/A	88.1%	89.1%	89.0%

* This is based on patients treated on this contract for their most recent course of treatment. Figures in italics indicate the base number of FP17s or Patient Questionnaire responses are less than 100. N/A is shown where the base number of responses is less than 10 during the period. % is calculated as Quantity/Base number*100

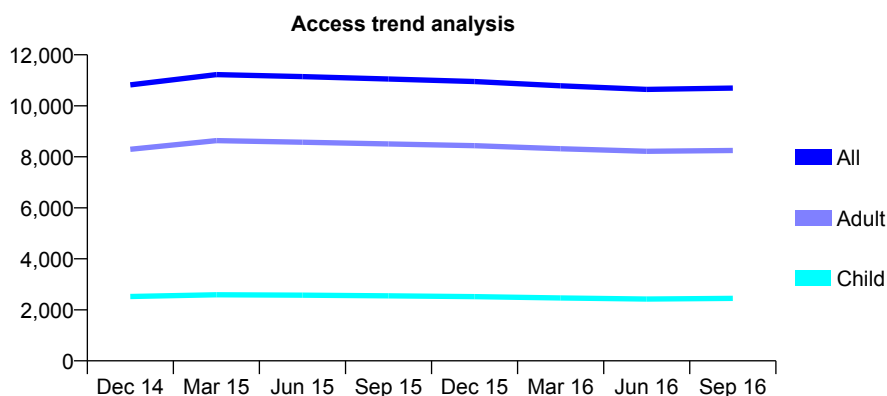
Q67 - Vital Signs At a Glance Contract Report for 141836/0001 - September 2016

Name or company name	Senacre Lodge Dental Practice
Contract type name	GDS Contract
Purpose of contract	General
Contract start date	01/03/2013
Contract end date	

16/17 Contracted general activity (UDA)	27,844
Carry forward general activity (UDA)	835
16/17 Contracted orthodontic activity (UOA)	0
Carry forward orthodontic activity (UOA)	0
Baseline contract value	£680,796.78

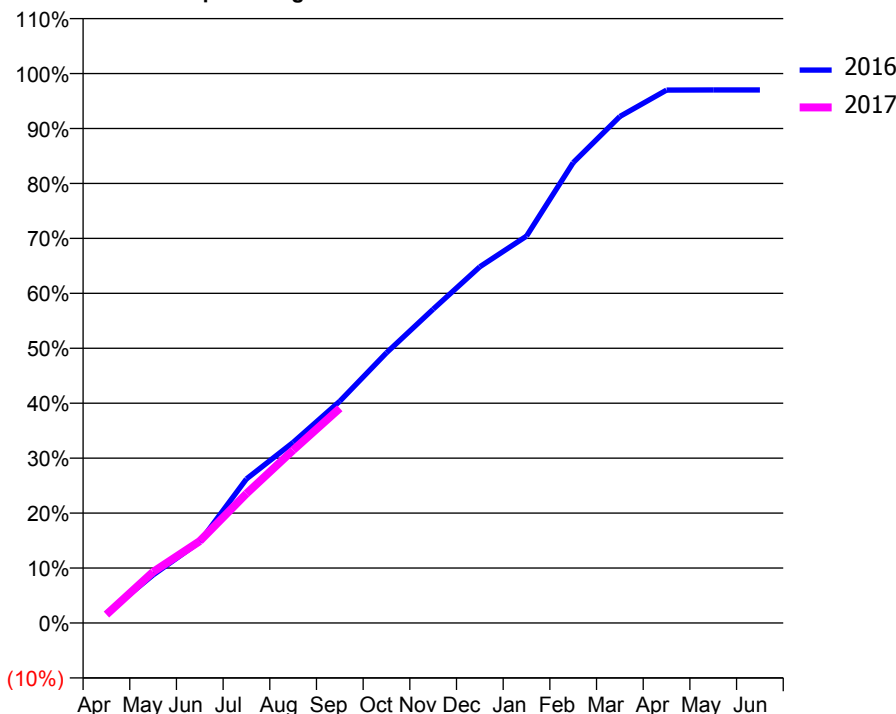
ACCESS*

Patients seen in 24 months	Total	Change since previous quarter
Quarter ending September 2015	11,052	
Quarter ending December 2015	10,954	→
Quarter ending March 2016	10,784	↓
Quarter ending June 2016	10,643	↓
Quarter ending September 2016	10,697	→
Variance since September 2015	(3.2%)	↓



ACTIVITY

Cumulative percentage of contracted UDA delivered 2016 & 2017



Adjusted Scheduled Activity (UDA)

Month	2016	2017
April	486	432
May	2,437	2,592
June	4,116	4,153
July	7,299	6,555
August	9,155	8,759
September	11,240	10,883
October	13,692	
November	15,903	
December	18,049	
January	19,604	
February	23,327	
March	25,666	
April	27,006	
May	27,009	
June	27,009	

QUALITY

	Quantity	Base Number	Contract	AT	Region	England
% of FP17s for the same patient ID Re-attending within 3 months - Children	126	2,093	6.0%	11.8%	11.8%	12.4%
% of FP17s for the same patient ID Re-attending within 3 months - Adults	823	6,344	13.0%	17.2%	16.6%	16.7%
% of FP17s for the same patient ID Re-attending between 3 & 9 months - Children	1,484	2,093	70.9%	55.4%	60.2%	57.4%
% of FP17s for the same patient ID Re-attending between 3 & 9 months - Adults	3,794	6,344	59.8%	48.7%	52.0%	50.5%
% of FP17s for Band 1 Urgent Courses	684	7,126	9.6%	10.5%	9.4%	9.1%
% of FP17s Relating to Free Repair or Replacements	66	7,126	0.9%	0.6%	0.7%	0.8%
% of FP17s Relating to Continuations	36	7,126	0.5%	1.0%	1.2%	1.3%
% of Patients satisfied with the dentistry they have received	20	22	90.9%	94.3%	93.6%	93.2%
% of Patients satisfied with the time they had to wait for an appointment	16	22	72.7%	88.1%	89.1%	89.0%

* This is based on patients treated on this contract for their most recent course of treatment. Figures in italics indicate the base number of FP17s or Patient Questionnaire responses are less than 100. N/A is shown where the base number of responses is less than 10 during the period. % is calculated as Quantity/Base number*100

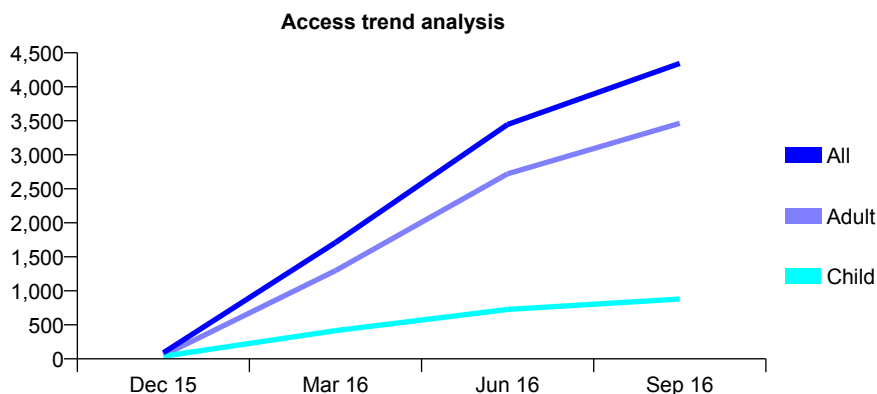
Q67 - Vital Signs At a Glance Contract Report for 141984/0002 - September 2016

Name or company name	Bank House Dental Practice Partnership
Contract type name	GDS Contract
Purpose of contract	General
Contract start date	01/12/2015
Contract end date	

16/17 Contracted general activity (UDA)	17,369
Carry forward general activity (UDA)	0
16/17 Contracted orthodontic activity (UOA)	0
Carry forward orthodontic activity (UOA)	0
Baseline contract value	£531,985.55

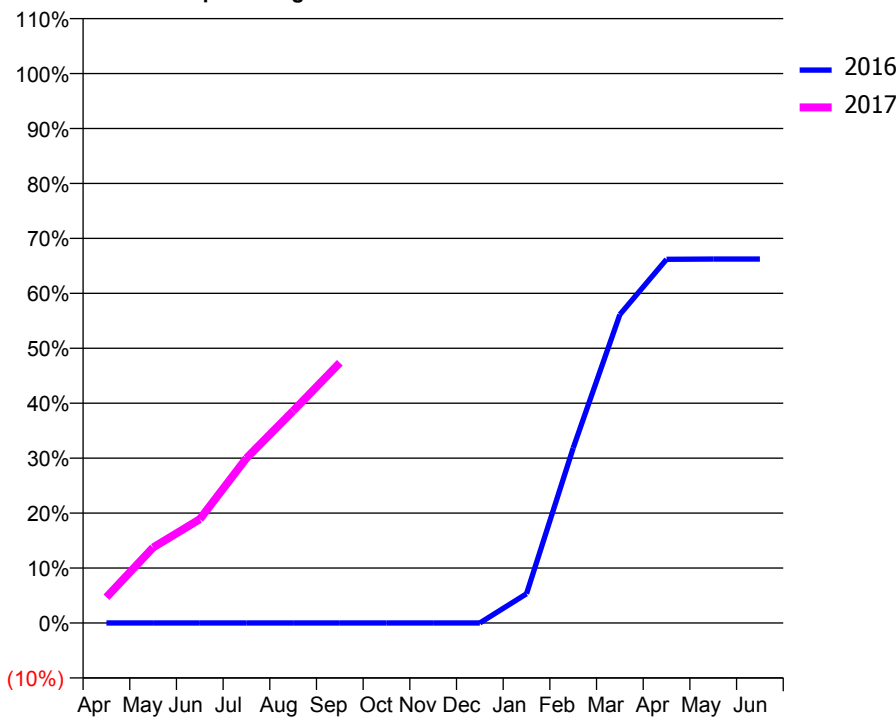
ACCESS*

Patients seen in 24 months	Total	Change since previous quarter
Quarter ending September 2015	0	
Quarter ending December 2015	89	↑
Quarter ending March 2016	1,711	↑
Quarter ending June 2016	3,447	↑
Quarter ending September 2016	4,344	↑
Variance since September 2015	N/A	



ACTIVITY

Cumulative percentage of contracted UDA delivered 2016 & 2017



Month	Adjusted Scheduled Activity (UDA)	
	2016	2017
April	0	817
May	0	2,387
June	0	3,282
July	0	5,212
August	0	6,706
September	0	8,224
October	0	
November	0	
December	0	
January	308	
February	1,844	
March	3,250	
April	3,832	
May	3,834	
June	3,834	

QUALITY

	Quantity	Base Number	Contract	AT	Region	England
% of FP17s for the same patient ID Re-attending within 3 months - Children	48	859	5.6%	11.8%	11.8%	12.4%
% of FP17s for the same patient ID Re-attending within 3 months - Adults	468	3,475	13.5%	17.2%	16.6%	16.7%
% of FP17s for the same patient ID Re-attending between 3 & 9 months - Children	240	859	27.9%	55.4%	60.2%	57.4%
% of FP17s for the same patient ID Re-attending between 3 & 9 months - Adults	707	3,475	20.3%	48.7%	52.0%	50.5%
% of FP17s for Band 1 Urgent Courses	370	4,087	9.1%	10.5%	9.4%	9.1%
% of FP17s Relating to Free Repair or Replacements	9	4,087	0.2%	0.6%	0.7%	0.8%
% of FP17s Relating to Continuations	66	4,087	1.6%	1.0%	1.2%	1.3%
% of Patients satisfied with the dentistry they have received	7	7	N/A	94.3%	93.6%	93.2%
% of Patients satisfied with the time they had to wait for an appointment	7	7	N/A	88.1%	89.1%	89.0%

* This is based on patients treated on this contract for their most recent course of treatment. Figures in italics indicate the base number of FP17s or Patient Questionnaire responses are less than 100. N/A is shown where the base number of responses is less than 10 during the period. % is calculated as Quantity/Base number*100

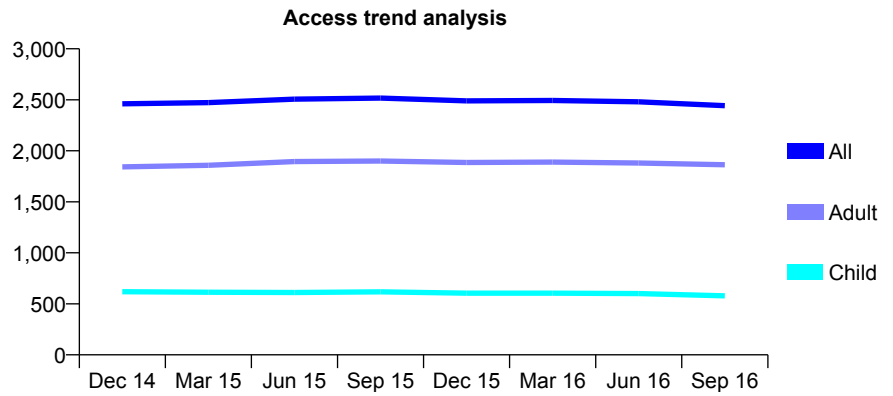
Q67 - Vital Signs At a Glance Contract Report for 143715/0001 - September 2016

Name or company name	Dr G Biant Ltd
Contract type name	GDS Contract
Purpose of contract	General
Contract start date	01/11/2010
Contract end date	

16/17 Contracted general activity (UDA)	7,515
Carry forward general activity (UDA)	0
16/17 Contracted orthodontic activity (UOA)	0
Carry forward orthodontic activity (UOA)	0
Baseline contract value	£214,031.66

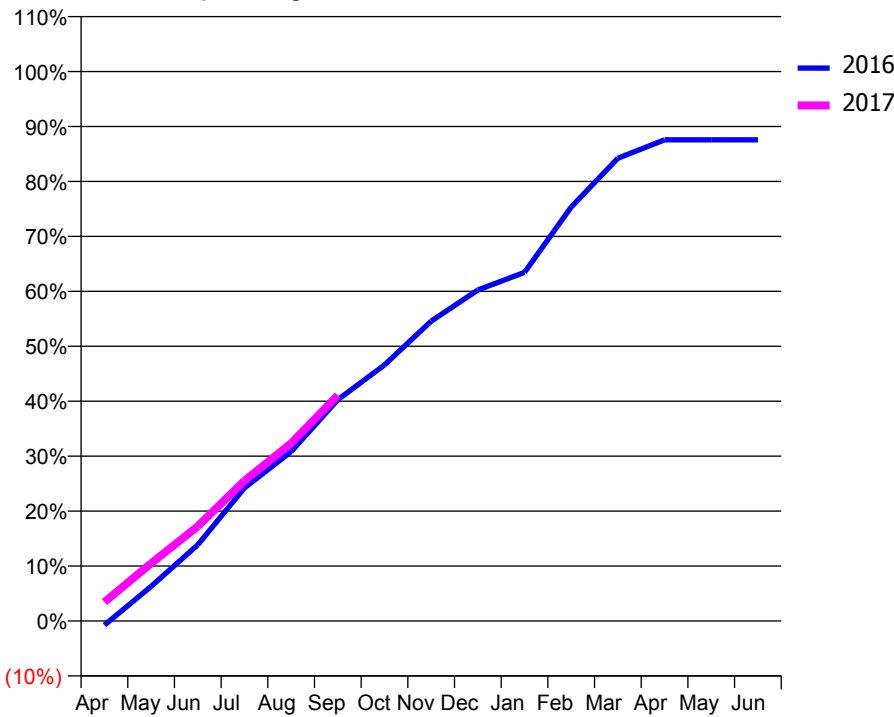
ACCESS*

Patients seen in 24 months	Total	Change since previous quarter
Quarter ending September 2015	2,517	
Quarter ending December 2015	2,490	↓
Quarter ending March 2016	2,494	→
Quarter ending June 2016	2,480	→
Quarter ending September 2016	2,442	↓
Variance since September 2015	(3.0%)	↓



ACTIVITY

Cumulative percentage of contracted UDA delivered 2016 & 2017



Month	Adjusted Scheduled Activity (UDA)	
	2016	2017
April	-57	261
May	474	789
June	1,042	1,296
July	1,821	1,917
August	2,316	2,429
September	3,027	3,087
October	3,502	
November	4,101	
December	4,526	
January	4,768	
February	5,662	
March	6,329	
April	6,580	
May	6,580	
June	6,581	

QUALITY

	Quantity	Base Number	Contract	AT	Region	England
% of FP17s for the same patient ID Re-attending within 3 months - Children	28	431	6.5%	11.8%	11.8%	12.4%
% of FP17s for the same patient ID Re-attending within 3 months - Adults	184	1,367	13.5%	17.2%	16.6%	16.7%
% of FP17s for the same patient ID Re-attending between 3 & 9 months - Children	266	431	61.7%	55.4%	60.2%	57.4%
% of FP17s for the same patient ID Re-attending between 3 & 9 months - Adults	801	1,367	58.6%	48.7%	52.0%	50.5%
% of FP17s for Band 1 Urgent Courses	136	1,648	8.3%	10.5%	9.4%	9.1%
% of FP17s Relating to Free Repair or Replacements	8	1,648	0.5%	0.6%	0.7%	0.8%
% of FP17s Relating to Continuations	7	1,648	0.4%	1.0%	1.2%	1.3%
% of Patients satisfied with the dentistry they have received	5	5	N/A	94.3%	93.6%	93.2%
% of Patients satisfied with the time they had to wait for an appointment	5	5	N/A	88.1%	89.1%	89.0%

* This is based on patients treated on this contract for their most recent course of treatment. Figures in italics indicate the base number of FP17s or Patient Questionnaire responses are less than 100. N/A is shown where the base number of responses is less than 10 during the period. % is calculated as Quantity/Base number*100

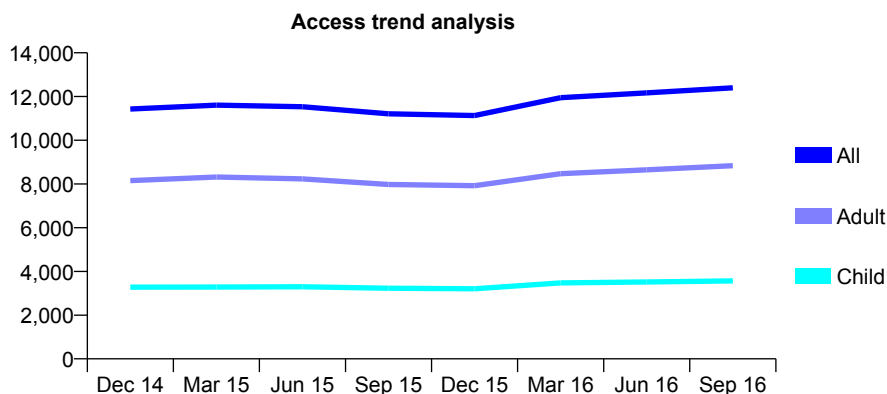
Q67 - Vital Signs At a Glance Contract Report for 145580/0001 - September 2016

Name or company name	Oradent Kent Ltd
Contract type name	GDS Contract
Purpose of contract	General
Contract start date	01/04/2008
Contract end date	

16/17 Contracted general activity (UDA)	34,556
Carry forward general activity (UDA)	1,161
16/17 Contracted orthodontic activity (UOA)	0
Carry forward orthodontic activity (UOA)	0
Baseline contract value	£774,387.60

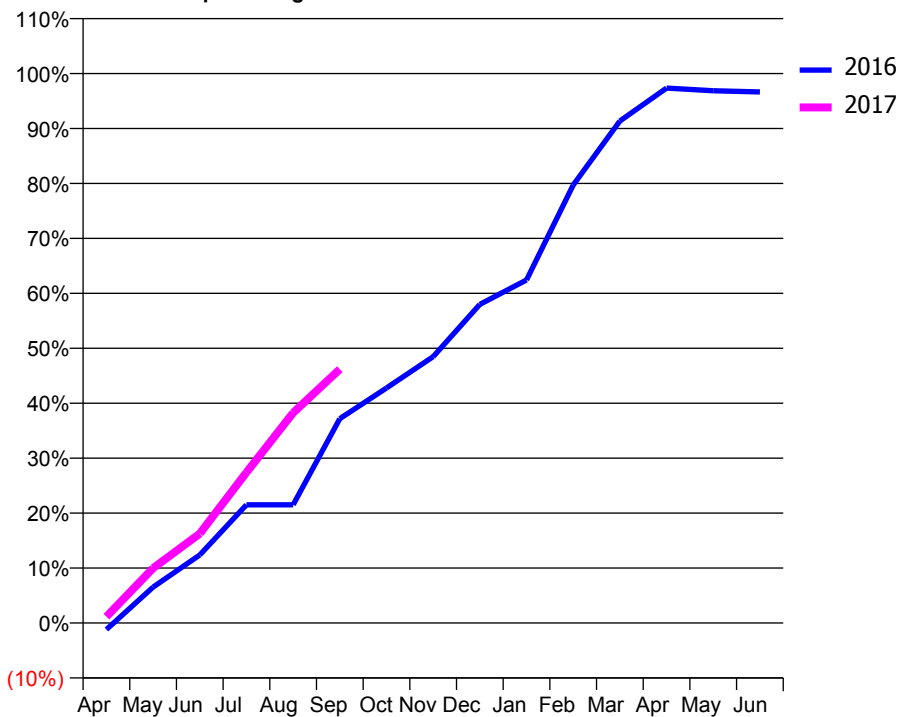
ACCESS*

Patients seen in 24 months	Total	Change since previous quarter
Quarter ending September 2015	11,208	
Quarter ending December 2015	11,127	→
Quarter ending March 2016	11,946	↑
Quarter ending June 2016	12,165	→
Quarter ending September 2016	12,401	→
Variance since September 2015	10.6%	↑



ACTIVITY

Cumulative percentage of contracted UDA delivered 2016 & 2017



Month	Adjusted Scheduled Activity (UDA)	
	2016	2017
April	-411	397
May	2,262	3,449
June	4,283	5,625
July	7,435	9,473
August	7,435	13,223
September	12,848	15,958
October	14,776	
November	16,754	
December	20,037	
January	21,573	
February	27,539	
March	31,569	
April	33,637	
May	33,472	
June	33,395	

QUALITY

	Quantity	Base Number	Contract	AT	Region	England
% of FP17s for the same patient ID Re-attending within 3 months - Children	262	2,850	9.2%	11.8%	11.8%	12.4%
% of FP17s for the same patient ID Re-attending within 3 months - Adults	890	6,015	14.8%	17.2%	16.6%	16.7%
% of FP17s for the same patient ID Re-attending between 3 & 9 months - Children	1,632	2,850	57.3%	55.4%	60.2%	57.4%
% of FP17s for the same patient ID Re-attending between 3 & 9 months - Adults	2,850	6,015	47.4%	48.7%	52.0%	50.5%
% of FP17s for Band 1 Urgent Courses	715	8,074	8.9%	10.5%	9.4%	9.1%
% of FP17s Relating to Free Repair or Replacements	26	8,074	0.3%	0.6%	0.7%	0.8%
% of FP17s Relating to Continuations	32	8,074	0.4%	1.0%	1.2%	1.3%
% of Patients satisfied with the dentistry they have received	8	9	N/A	94.3%	93.6%	93.2%
% of Patients satisfied with the time they had to wait for an appointment	8	9	N/A	88.1%	89.1%	89.0%

* This is based on patients treated on this contract for their most recent course of treatment. Figures in italics indicate the base number of FP17s or Patient Questionnaire responses are less than 100. N/A is shown where the base number of responses is less than 10 during the period. % is calculated as Quantity/Base number*100

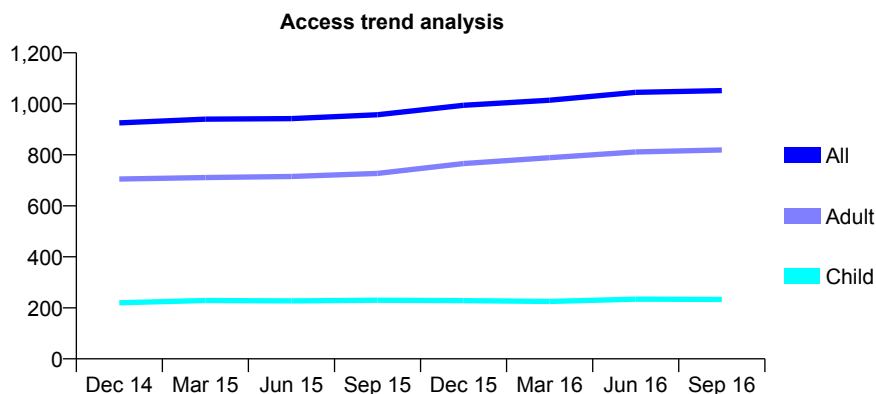
Q67 - Vital Signs At a Glance Contract Report for 145580/0002 - September 2016

Name or company name	Oradent Kent Ltd
Contract type name	GDS Contract
Purpose of contract	General
Contract start date	01/04/2008
Contract end date	

16/17 Contracted general activity (UDA)	3,354
Carry forward general activity (UDA)	54
16/17 Contracted orthodontic activity (UOA)	0
Carry forward orthodontic activity (UOA)	0
Baseline contract value	£80,034.10

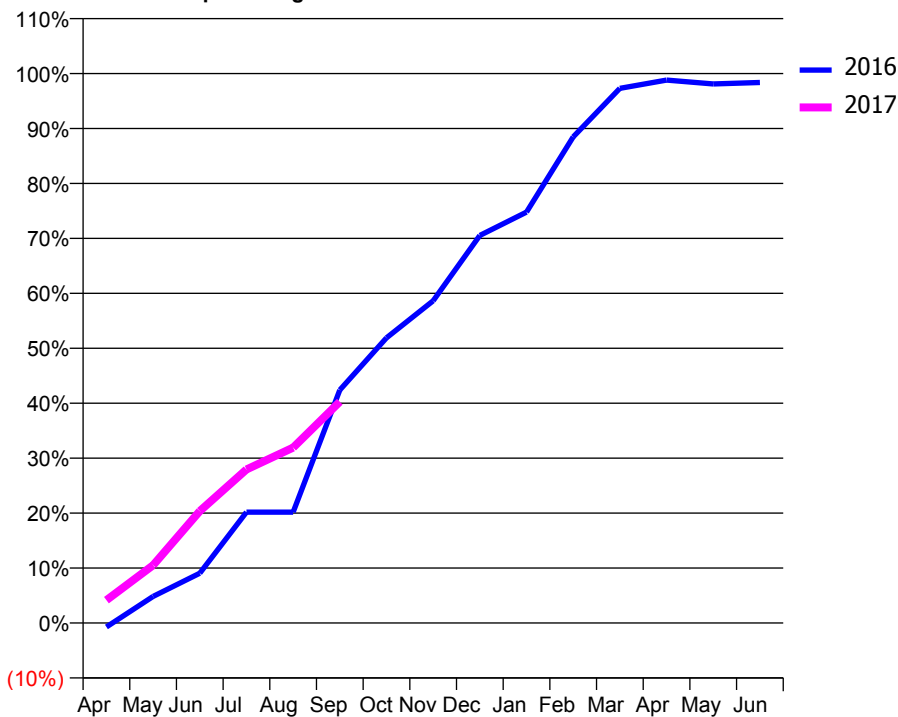
ACCESS*

Patients seen in 24 months	Total	Change since previous quarter
Quarter ending September 2015	957	
Quarter ending December 2015	994	↑
Quarter ending March 2016	1,014	↑
Quarter ending June 2016	1,045	↑
Quarter ending September 2016	1,052	→
Variance since September 2015	9.9%	↑



ACTIVITY

Cumulative percentage of contracted UDA delivered 2016 & 2017



Adjusted Scheduled Activity (UDA)

Month	2016	2017
April	-25	139
May	162	353
June	304	683
July	677	937
August	677	1,071
September	1,422	1,350
October	1,740	
November	1,967	
December	2,365	
January	2,508	
February	2,967	
March	3,263	
April	3,314	
May	3,291	
June	3,300	

QUALITY

	Quantity	Base Number	Contract	AT	Region	England
% of FP17s for the same patient ID Re-attending within 3 months - Children	5	125	4.0%	11.8%	11.8%	12.4%
% of FP17s for the same patient ID Re-attending within 3 months - Adults	26	389	6.7%	17.2%	16.6%	16.7%
% of FP17s for the same patient ID Re-attending between 3 & 9 months - Children	47	125	37.6%	55.4%	60.2%	57.4%
% of FP17s for the same patient ID Re-attending between 3 & 9 months - Adults	126	389	32.4%	48.7%	52.0%	50.5%
% of FP17s for Band 1 Urgent Courses	37	501	7.4%	10.5%	9.4%	9.1%
% of FP17s Relating to Free Repair or Replacements	0	501	0.0%	0.6%	0.7%	0.8%
% of FP17s Relating to Continuations	0	501	0.0%	1.0%	1.2%	1.3%
% of Patients satisfied with the dentistry they have received	2	2	N/A	94.3%	93.6%	93.2%
% of Patients satisfied with the time they had to wait for an appointment	2	2	N/A	88.1%	89.1%	89.0%

* This is based on patients treated on this contract for their most recent course of treatment. Figures in italics indicate the base number of FP17s or Patient Questionnaire responses are less than 100. N/A is shown where the base number of responses is less than 10 during the period. % is calculated as Quantity/Base number*100

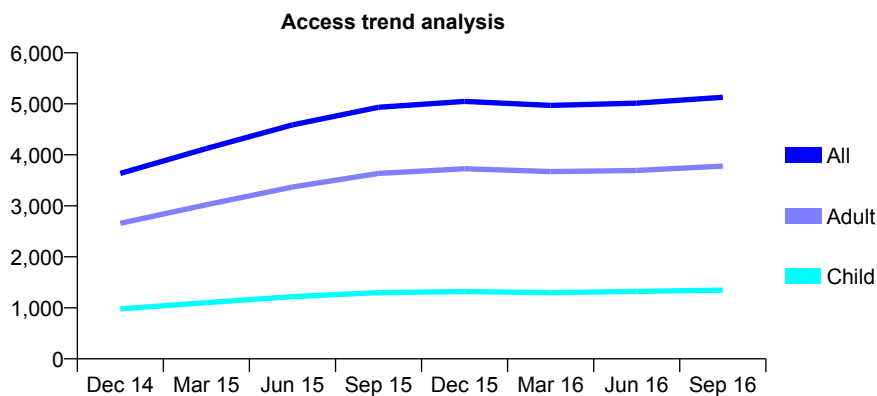
Q67 - Vital Signs At a Glance Contract Report for 146633/0001 - September 2016

Name or company name	South England Dental Practice Partnership
Contract type name	GDS Contract
Purpose of contract	General
Contract start date	01/09/2013
Contract end date	

16/17 Contracted general activity (UDA)	12,500
Carry forward general activity (UDA)	-118
16/17 Contracted orthodontic activity (UOA)	0
Carry forward orthodontic activity (UOA)	0
Baseline contract value	£356,603.05

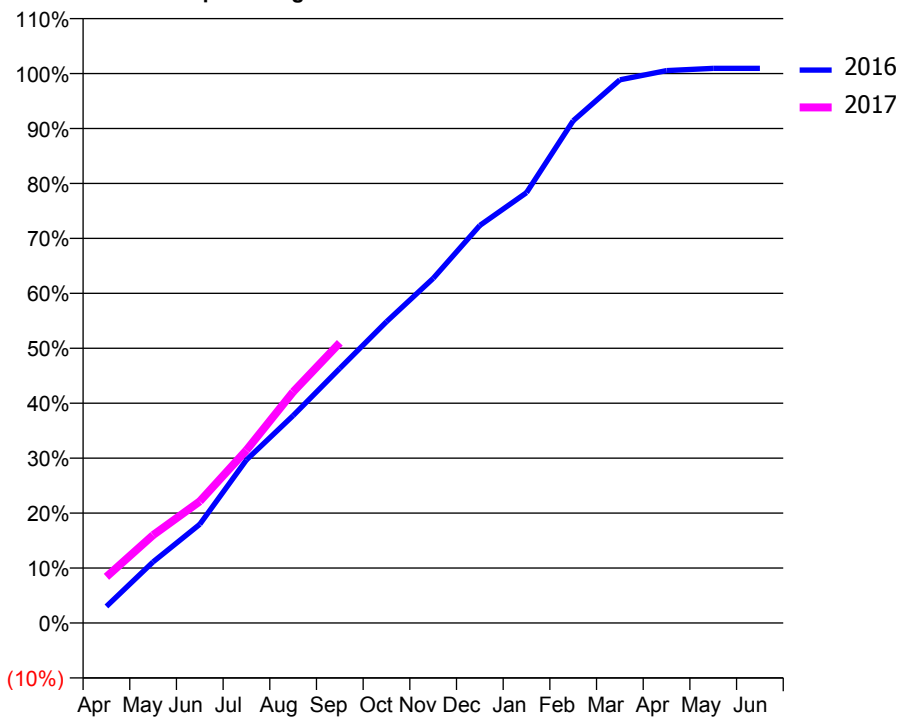
ACCESS*

Patients seen in 24 months	Total	Change since previous quarter
Quarter ending September 2015	4,933	
Quarter ending December 2015	5,046	↑
Quarter ending March 2016	4,969	↓
Quarter ending June 2016	5,014	→
Quarter ending September 2016	5,128	↑
Variance since September 2015	4.0%	↑



ACTIVITY

Cumulative percentage of contracted UDA delivered 2016 & 2017



Month	Adjusted Scheduled Activity (UDA)	
	2016	2017
April	376	1,051
May	1,391	2,002
June	2,245	2,767
July	3,710	3,932
August	4,718	5,259
September	5,792	6,375
October	6,853	
November	7,840	
December	9,043	
January	9,791	
February	11,424	
March	12,357	
April	12,565	
May	12,618	
June	12,618	

QUALITY

	Quantity	Base Number	Contract	AT	Region	England
% of FP17s for the same patient ID Re-attending within 3 months - Children	41	746	5.5%	11.8%	11.8%	12.4%
% of FP17s for the same patient ID Re-attending within 3 months - Adults	220	1,939	11.3%	17.2%	16.6%	16.7%
% of FP17s for the same patient ID Re-attending between 3 & 9 months - Children	256	746	34.3%	55.4%	60.2%	57.4%
% of FP17s for the same patient ID Re-attending between 3 & 9 months - Adults	646	1,939	33.3%	48.7%	52.0%	50.5%
% of FP17s for Band 1 Urgent Courses	279	2,545	11.0%	10.5%	9.4%	9.1%
% of FP17s Relating to Free Repair or Replacements	10	2,545	0.4%	0.6%	0.7%	0.8%
% of FP17s Relating to Continuations	24	2,545	0.9%	1.0%	1.2%	1.3%
% of Patients satisfied with the dentistry they have received	9	10	90.0%	94.3%	93.6%	93.2%
% of Patients satisfied with the time they had to wait for an appointment	6	10	60.0%	88.1%	89.1%	89.0%

* This is based on patients treated on this contract for their most recent course of treatment. Figures in italics indicate the base number of FP17s or Patient Questionnaire responses are less than 100. N/A is shown where the base number of responses is less than 10 during the period. % is calculated as Quantity/Base number*100

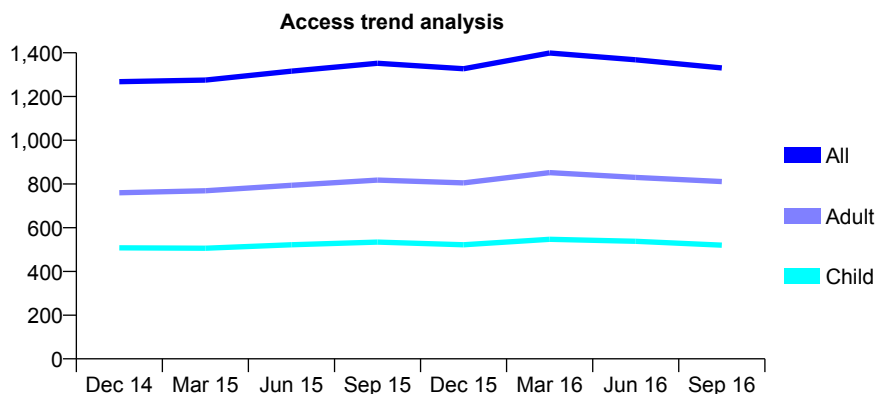
Q67 - Vital Signs At a Glance Contract Report for 146749/0001 - September 2016

Name or company name	Patiali Limited
Contract type name	GDS Contract
Purpose of contract	General
Contract start date	01/05/2011
Contract end date	

16/17 Contracted general activity (UDA)	4,395
Carry forward general activity (UDA)	-21
16/17 Contracted orthodontic activity (UOA)	0
Carry forward orthodontic activity (UOA)	0
Baseline contract value	£108,974.09

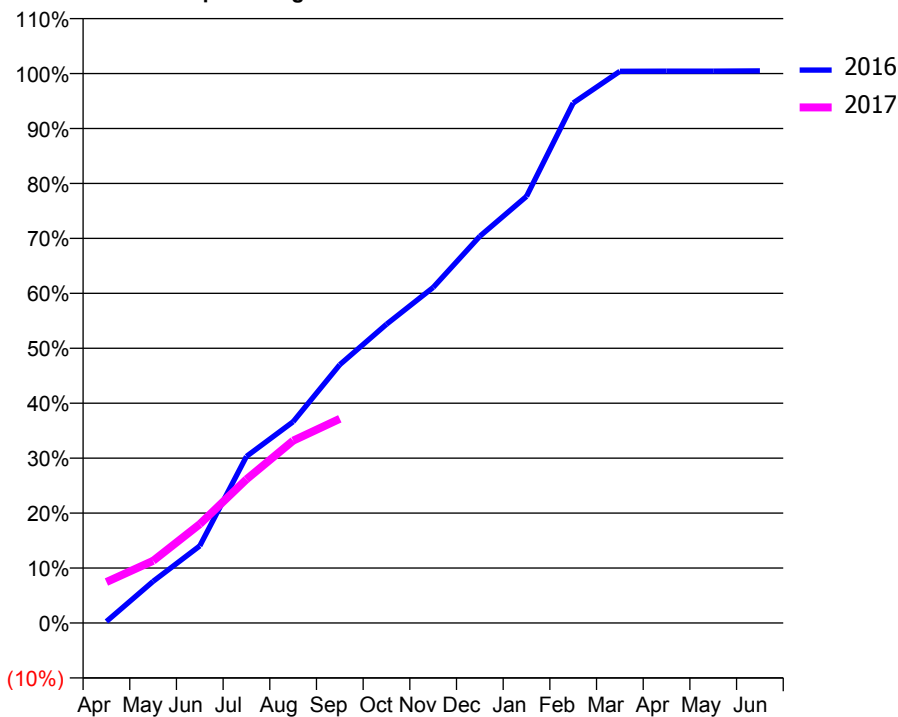
ACCESS*

Patients seen in 24 months	Total	Change since previous quarter
Quarter ending September 2015	1,352	
Quarter ending December 2015	1,327	↓
Quarter ending March 2016	1,399	↑
Quarter ending June 2016	1,368	↓
Quarter ending September 2016	1,331	↓
Variance since September 2015	(1.6%)	↓



ACTIVITY

Cumulative percentage of contracted UDA delivered 2016 & 2017



Adjusted Scheduled Activity (UDA)

Month	2016	2017
April	13	328
May	333	498
June	617	790
July	1,332	1,150
August	1,610	1,458
September	2,066	1,634
October	2,389	
November	2,684	
December	3,094	
January	3,413	
February	4,159	
March	4,413	
April	4,414	
May	4,414	
June	4,416	

QUALITY

	Quantity	Base Number	Contract	AT	Region	England
% of FP17s for the same patient ID Re-attending within 3 months - Children	21	286	7.3%	11.8%	11.8%	12.4%
% of FP17s for the same patient ID Re-attending within 3 months - Adults	57	415	13.7%	17.2%	16.6%	16.7%
% of FP17s for the same patient ID Re-attending between 3 & 9 months - Children	179	286	62.6%	55.4%	60.2%	57.4%
% of FP17s for the same patient ID Re-attending between 3 & 9 months - Adults	216	415	52.0%	48.7%	52.0%	50.5%
% of FP17s for Band 1 Urgent Courses	58	698	8.3%	10.5%	9.4%	9.1%
% of FP17s Relating to Free Repair or Replacements	2	698	0.3%	0.6%	0.7%	0.8%
% of FP17s Relating to Continuations	0	698	0.0%	1.0%	1.2%	1.3%
% of Patients satisfied with the dentistry they have received	1	1	N/A	94.3%	93.6%	93.2%
% of Patients satisfied with the time they had to wait for an appointment	1	1	N/A	88.1%	89.1%	89.0%

* This is based on patients treated on this contract for their most recent course of treatment. Figures in italics indicate the base number of FP17s or Patient Questionnaire responses are less than 100. N/A is shown where the base number of responses is less than 10 during the period. % is calculated as Quantity/Base number*100

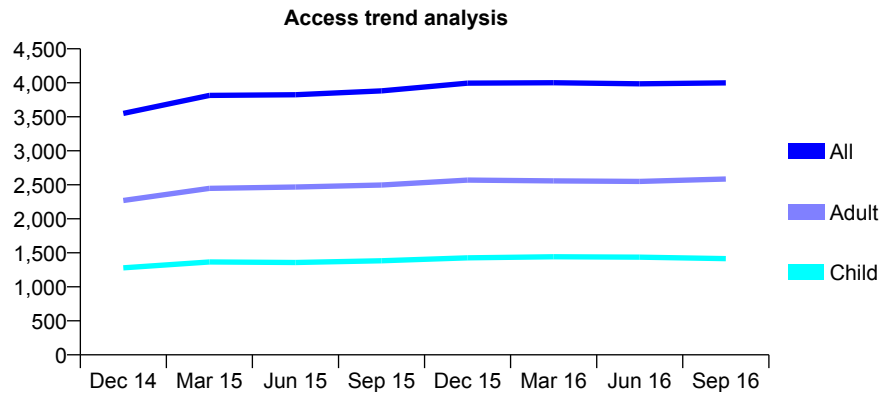
Q67 - Vital Signs At a Glance Contract Report for 146749/0002 - September 2016

Name or company name	Patiali Limited
Contract type name	GDS Contract
Purpose of contract	General
Contract start date	01/05/2011
Contract end date	

16/17 Contracted general activity (UDA)	9,536
Carry forward general activity (UDA)	59
16/17 Contracted orthodontic activity (UOA)	0
Carry forward orthodontic activity (UOA)	0
Baseline contract value	£247,012.44

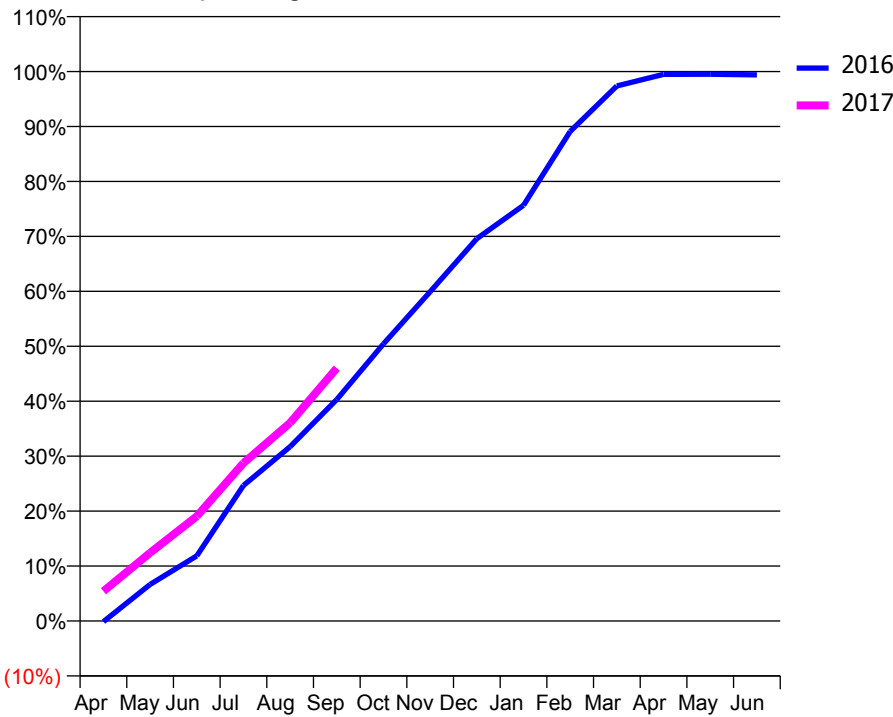
ACCESS*

Patients seen in 24 months	Total	Change since previous quarter
Quarter ending September 2015	3,881	
Quarter ending December 2015	3,996	↑
Quarter ending March 2016	4,000	→
Quarter ending June 2016	3,986	→
Quarter ending September 2016	3,999	→
Variance since September 2015	3.0%	↑



ACTIVITY

Cumulative percentage of contracted UDA delivered 2016 & 2017



Month	Adjusted Scheduled Activity (UDA)	
	2016	2017
April	-13	518
May	634	1,184
June	1,130	1,819
July	2,353	2,741
August	3,026	3,440
September	3,845	4,388
October	4,811	
November	5,716	
December	6,636	
January	7,214	
February	8,496	
March	9,285	
April	9,486	
May	9,488	
June	9,477	

QUALITY

	Quantity	Base Number	Contract	AT	Region	England
% of FP17s for the same patient ID Re-attending within 3 months - Children	132	1,111	11.9%	11.8%	11.8%	12.4%
% of FP17s for the same patient ID Re-attending within 3 months - Adults	236	1,734	13.6%	17.2%	16.6%	16.7%
% of FP17s for the same patient ID Re-attending between 3 & 9 months - Children	665	1,111	59.9%	55.4%	60.2%	57.4%
% of FP17s for the same patient ID Re-attending between 3 & 9 months - Adults	901	1,734	52.0%	48.7%	52.0%	50.5%
% of FP17s for Band 1 Urgent Courses	228	2,104	10.8%	10.5%	9.4%	9.1%
% of FP17s Relating to Free Repair or Replacements	35	2,104	1.7%	0.6%	0.7%	0.8%
% of FP17s Relating to Continuations	14	2,104	0.7%	1.0%	1.2%	1.3%
% of Patients satisfied with the dentistry they have received	3	3	N/A	94.3%	93.6%	93.2%
% of Patients satisfied with the time they had to wait for an appointment	3	3	N/A	88.1%	89.1%	89.0%

* This is based on patients treated on this contract for their most recent course of treatment. Figures in italics indicate the base number of FP17s or Patient Questionnaire responses are less than 100. N/A is shown where the base number of responses is less than 10 during the period. % is calculated as Quantity/Base number*100

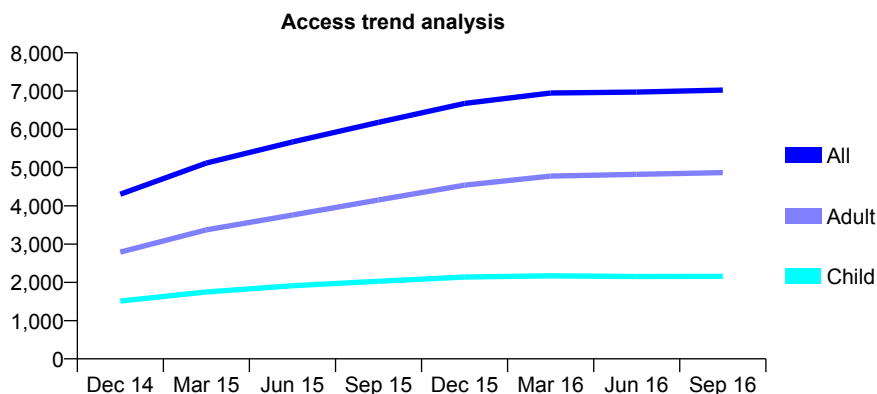
Q67 - Vital Signs At a Glance Contract Report for 148628/0001 - September 2016

Name or company name	Gravesend Dental Surgery
Contract type name	GDS Contract
Purpose of contract	General
Contract start date	15/02/2014
Contract end date	

16/17 Contracted general activity (UDA)	18,214
Carry forward general activity (UDA)	600
16/17 Contracted orthodontic activity (UOA)	0
Carry forward orthodontic activity (UOA)	0
Baseline contract value	£508,713.81

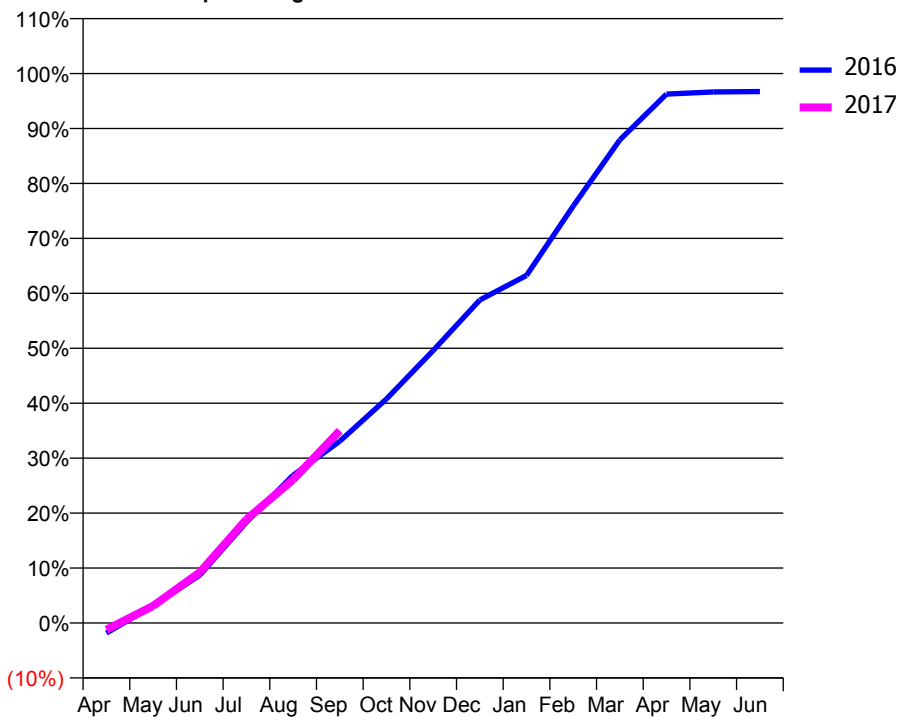
ACCESS*

Patients seen in 24 months	Total	Change since previous quarter
Quarter ending September 2015	6,181	
Quarter ending December 2015	6,677	↑
Quarter ending March 2016	6,948	↑
Quarter ending June 2016	6,972	→
Quarter ending September 2016	7,025	→
Variance since September 2015	13.7%	↑



ACTIVITY

Cumulative percentage of contracted UDA delivered 2016 & 2017



Month	Adjusted Scheduled Activity (UDA)	
	2016	2017
April	-336	-223
May	579	566
June	1,583	1,683
July	3,342	3,435
August	4,897	4,754
September	6,026	6,376
October	7,427	
November	9,031	
December	10,706	
January	11,521	
February	13,821	
March	16,018	
April	17,533	
May	17,601	
June	17,614	

QUALITY

	Quantity	Base Number	Contract	AT	Region	England
% of FP17s for the same patient ID Re-attending within 3 months - Children	86	1,205	7.1%	11.8%	11.8%	12.4%
% of FP17s for the same patient ID Re-attending within 3 months - Adults	466	2,629	17.7%	17.2%	16.6%	16.7%
% of FP17s for the same patient ID Re-attending between 3 & 9 months - Children	445	1,205	36.9%	55.4%	60.2%	57.4%
% of FP17s for the same patient ID Re-attending between 3 & 9 months - Adults	873	2,629	33.2%	48.7%	52.0%	50.5%
% of FP17s for Band 1 Urgent Courses	645	3,389	19.0%	10.5%	9.4%	9.1%
% of FP17s Relating to Free Repair or Replacements	18	3,389	0.5%	0.6%	0.7%	0.8%
% of FP17s Relating to Continuations	27	3,389	0.8%	1.0%	1.2%	1.3%
% of Patients satisfied with the dentistry they have received	6	6	N/A	94.3%	93.6%	93.2%
% of Patients satisfied with the time they had to wait for an appointment	5	6	N/A	88.1%	89.1%	89.0%

* This is based on patients treated on this contract for their most recent course of treatment. Figures in italics indicate the base number of FP17s or Patient Questionnaire responses are less than 100. N/A is shown where the base number of responses is less than 10 during the period. % is calculated as Quantity/Base number*100

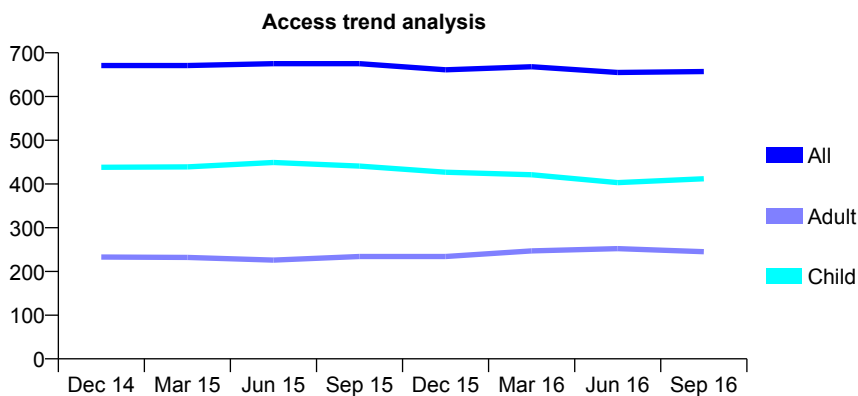
Q67 - Vital Signs At a Glance Contract Report for 149446/0001 - September 2016

Name or company name	Calverley Dental Practice
Contract type name	GDS Contract
Purpose of contract	General
Contract start date	01/08/2012
Contract end date	

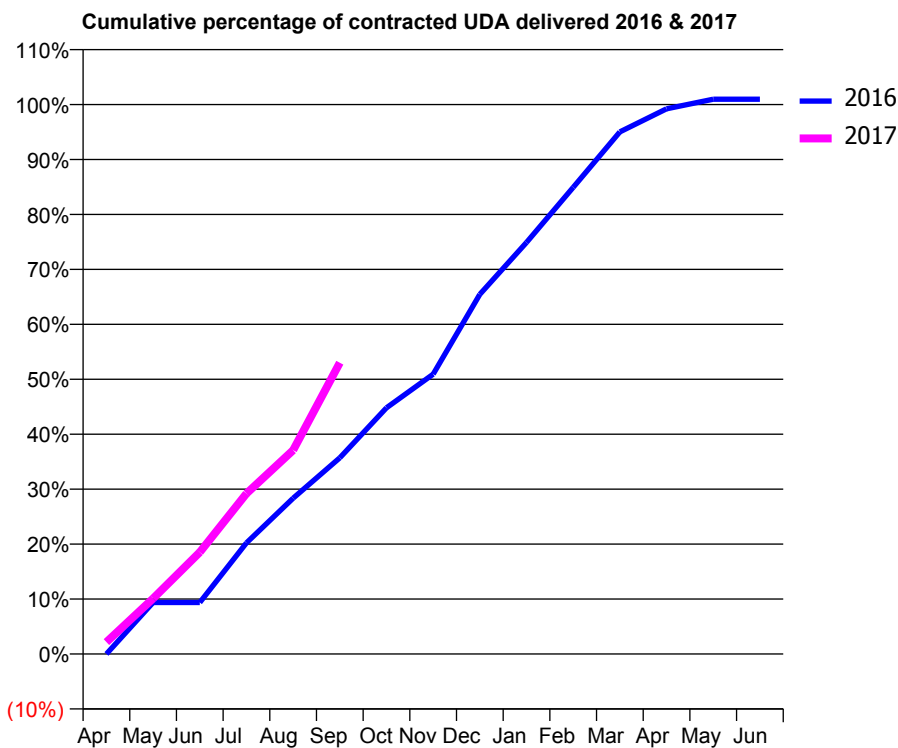
16/17 Contracted general activity (UDA)	1,200
Carry forward general activity (UDA)	-12
16/17 Contracted orthodontic activity (UOA)	0
Carry forward orthodontic activity (UOA)	0
Baseline contract value	£29,340.62

ACCESS*

Patients seen in 24 months	Total	Change since previous quarter
Quarter ending September 2015	675	
Quarter ending December 2015	661	↓
Quarter ending March 2016	668	→
Quarter ending June 2016	655	↓
Quarter ending September 2016	657	→
Variance since September 2015	(2.7%)	↓



ACTIVITY



Month	Adjusted Scheduled Activity (UDA)	
	2016	2017
April	0	26
May	113	121
June	113	222
July	243	350
August	340	445
September	429	636
October	538	
November	611	
December	785	
January	899	
February	1,019	
March	1,140	
April	1,191	
May	1,212	
June	1,212	

QUALITY

	Quantity	Base Number	Contract	AT	Region	England
% of FP17s for the same patient ID Re-attending within 3 months - Children	16	263	6.1%	11.8%	11.8%	12.4%
% of FP17s for the same patient ID Re-attending within 3 months - Adults	15	124	12.1%	17.2%	16.6%	16.7%
% of FP17s for the same patient ID Re-attending between 3 & 9 months - Children	80	263	30.4%	55.4%	60.2%	57.4%
% of FP17s for the same patient ID Re-attending between 3 & 9 months - Adults	41	124	33.1%	48.7%	52.0%	50.5%
% of FP17s for Band 1 Urgent Courses	15	363	4.1%	10.5%	9.4%	9.1%
% of FP17s Relating to Free Repair or Replacements	0	363	0.0%	0.6%	0.7%	0.8%
% of FP17s Relating to Continuations	1	363	0.3%	1.0%	1.2%	1.3%
% of Patients satisfied with the dentistry they have received	2	2	N/A	94.3%	93.6%	93.2%
% of Patients satisfied with the time they had to wait for an appointment	2	2	N/A	88.1%	89.1%	89.0%

* This is based on patients treated on this contract for their most recent course of treatment. Figures in italics indicate the base number of FP17s or Patient Questionnaire responses are less than 100. N/A is shown where the base number of responses is less than 10 during the period. % is calculated as Quantity/Base number*100

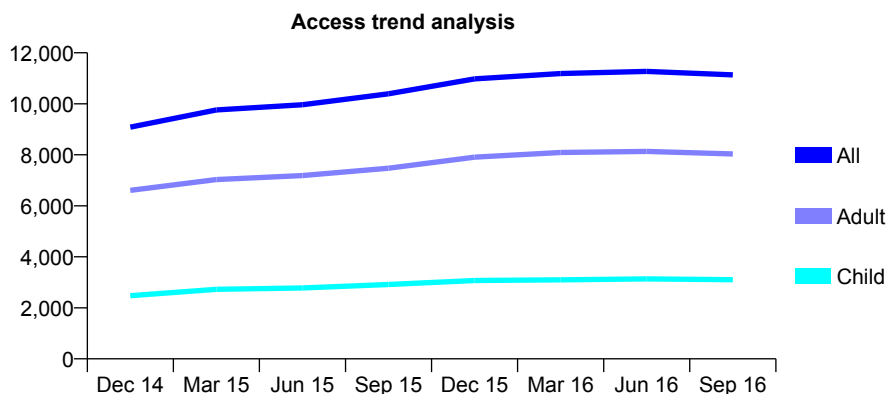
Q67 - Vital Signs At a Glance Contract Report for 152226/0001 - September 2016

Name or company name	Dentapol(Kent)Ltd
Contract type name	GDS Contract
Purpose of contract	General
Contract start date	02/02/2010
Contract end date	

16/17 Contracted general activity (UDA)	32,000
Carry forward general activity (UDA)	-349
16/17 Contracted orthodontic activity (UOA)	0
Carry forward orthodontic activity (UOA)	0
Baseline contract value	£696,969.73

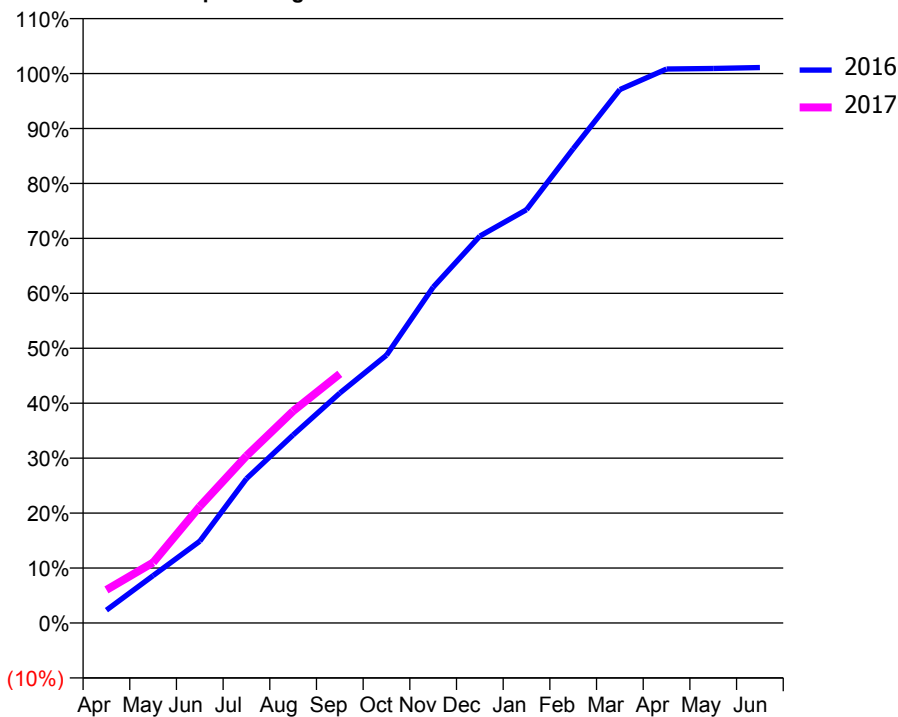
ACCESS*

Patients seen in 24 months	Total	Change since previous quarter
Quarter ending September 2015	10,393	
Quarter ending December 2015	10,979	↑
Quarter ending March 2016	11,188	→
Quarter ending June 2016	11,268	→
Quarter ending September 2016	11,135	↓
Variance since September 2015	7.1%	↑



ACTIVITY

Cumulative percentage of contracted UDA delivered 2016 & 2017



Month	Adjusted Scheduled Activity (UDA)	
	2016	2017
April	749	1,929
May	2,757	3,522
June	4,761	6,793
July	8,404	9,734
August	10,954	12,345
September	13,389	14,508
October	15,597	
November	19,556	
December	22,535	
January	24,067	
February	27,616	
March	31,067	
April	32,262	
May	32,292	
June	32,349	

QUALITY

	Quantity	Base Number	Contract	AT	Region	England
% of FP17s for the same patient ID Re-attending within 3 months - Children	192	1,929	10.0%	11.8%	11.8%	12.4%
% of FP17s for the same patient ID Re-attending within 3 months - Adults	995	5,017	19.8%	17.2%	16.6%	16.7%
% of FP17s for the same patient ID Re-attending between 3 & 9 months - Children	1,068	1,929	55.4%	55.4%	60.2%	57.4%
% of FP17s for the same patient ID Re-attending between 3 & 9 months - Adults	2,484	5,017	49.5%	48.7%	52.0%	50.5%
% of FP17s for Band 1 Urgent Courses	1,063	6,378	16.7%	10.5%	9.4%	9.1%
% of FP17s Relating to Free Repair or Replacements	112	6,378	1.8%	0.6%	0.7%	0.8%
% of FP17s Relating to Continuations	33	6,378	0.5%	1.0%	1.2%	1.3%
% of Patients satisfied with the dentistry they have received	8	9	N/A	94.3%	93.6%	93.2%
% of Patients satisfied with the time they had to wait for an appointment	9	9	N/A	88.1%	89.1%	89.0%

* This is based on patients treated on this contract for their most recent course of treatment. Figures in italics indicate the base number of FP17s or Patient Questionnaire responses are less than 100. N/A is shown where the base number of responses is less than 10 during the period. % is calculated as Quantity/Base number*100

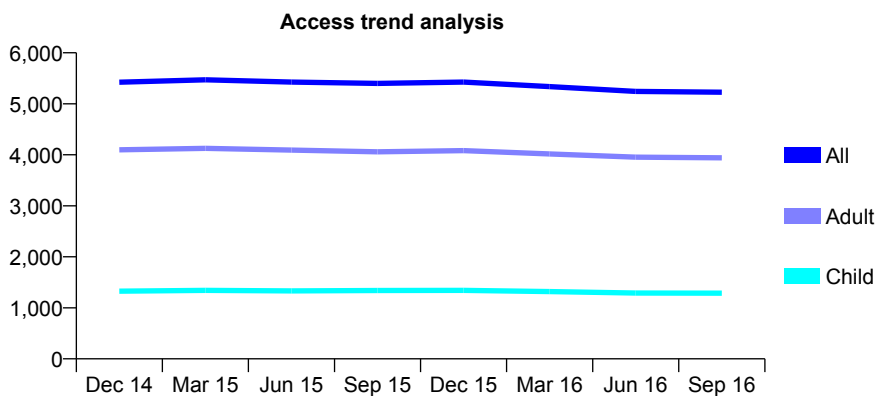
Q67 - Vital Signs At a Glance Contract Report for 152226/0002 - September 2016

Name or company name	Dentapol(Kent)Ltd
Contract type name	GDS Contract
Purpose of contract	General
Contract start date	04/01/2010
Contract end date	

16/17 Contracted general activity (UDA)	16,000
Carry forward general activity (UDA)	-128
16/17 Contracted orthodontic activity (UOA)	0
Carry forward orthodontic activity (UOA)	0
Baseline contract value	£354,450.11

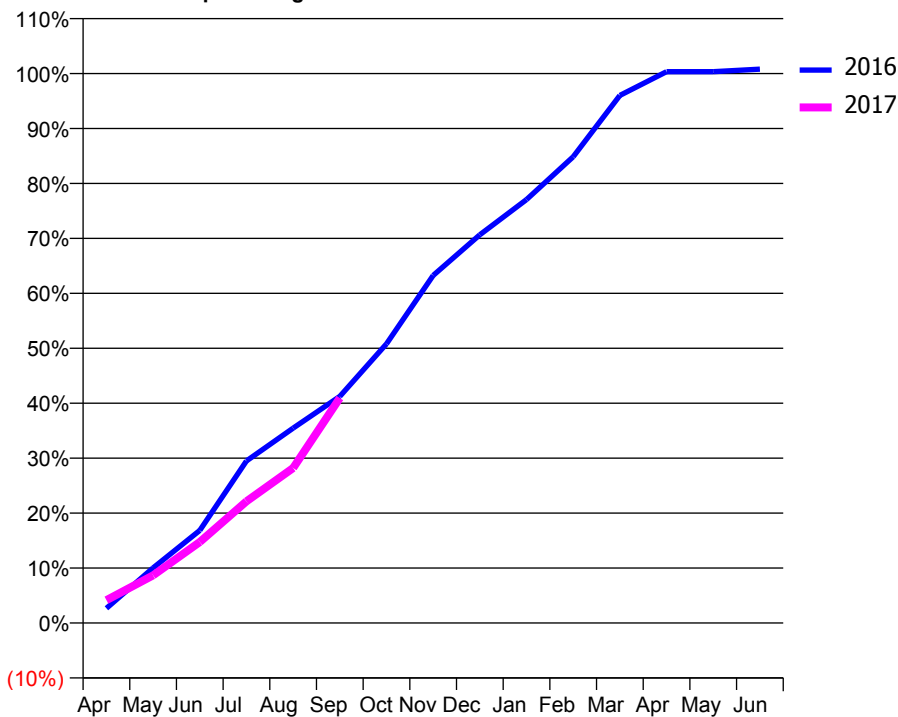
ACCESS*

Patients seen in 24 months	Total	Change since previous quarter
Quarter ending September 2015	5,399	
Quarter ending December 2015	5,425	→
Quarter ending March 2016	5,338	↓
Quarter ending June 2016	5,244	↓
Quarter ending September 2016	5,228	→
Variance since September 2015	(3.2%)	↓



ACTIVITY

Cumulative percentage of contracted UDA delivered 2016 & 2017



Adjusted Scheduled Activity (UDA)

Month	2016	2017
April	430	666
May	1,604	1,388
June	2,697	2,357
July	4,721	3,542
August	5,675	4,514
September	6,598	6,552
October	8,128	
November	10,121	
December	11,305	
January	12,328	
February	13,576	
March	15,362	
April	16,053	
May	16,054	
June	16,128	

QUALITY

	Quantity	Base Number	Contract	AT	Region	England
% of FP17s for the same patient ID Re-attending within 3 months - Children	47	970	4.8%	11.8%	11.8%	12.4%
% of FP17s for the same patient ID Re-attending within 3 months - Adults	268	2,654	10.1%	17.2%	16.6%	16.7%
% of FP17s for the same patient ID Re-attending between 3 & 9 months - Children	659	970	67.9%	55.4%	60.2%	57.4%
% of FP17s for the same patient ID Re-attending between 3 & 9 months - Adults	1,559	2,654	58.7%	48.7%	52.0%	50.5%
% of FP17s for Band 1 Urgent Courses	331	3,296	10.0%	10.5%	9.4%	9.1%
% of FP17s Relating to Free Repair or Replacements	37	3,296	1.1%	0.6%	0.7%	0.8%
% of FP17s Relating to Continuations	22	3,296	0.7%	1.0%	1.2%	1.3%
% of Patients satisfied with the dentistry they have received	5	5	N/A	94.3%	93.6%	93.2%
% of Patients satisfied with the time they had to wait for an appointment	5	5	N/A	88.1%	89.1%	89.0%

* This is based on patients treated on this contract for their most recent course of treatment. Figures in italics indicate the base number of FP17s or Patient Questionnaire responses are less than 100. N/A is shown where the base number of responses is less than 10 during the period. % is calculated as Quantity/Base number*100

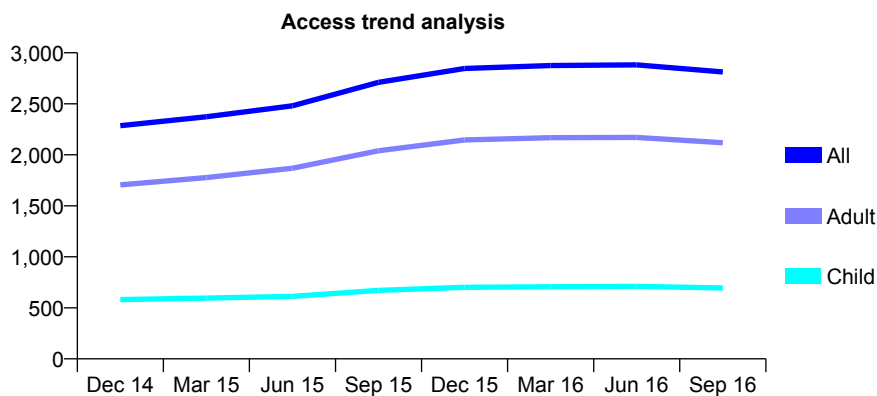
Q67 - Vital Signs At a Glance Contract Report for 153036/0001 - September 2016

Name or company name	Lydd Dental Care
Contract type name	GDS Contract
Purpose of contract	General
Contract start date	17/03/2014
Contract end date	

16/17 Contracted general activity (UDA)	10,202
Carry forward general activity (UDA)	-19
16/17 Contracted orthodontic activity (UOA)	0
Carry forward orthodontic activity (UOA)	0
Baseline contract value	£226,747.91

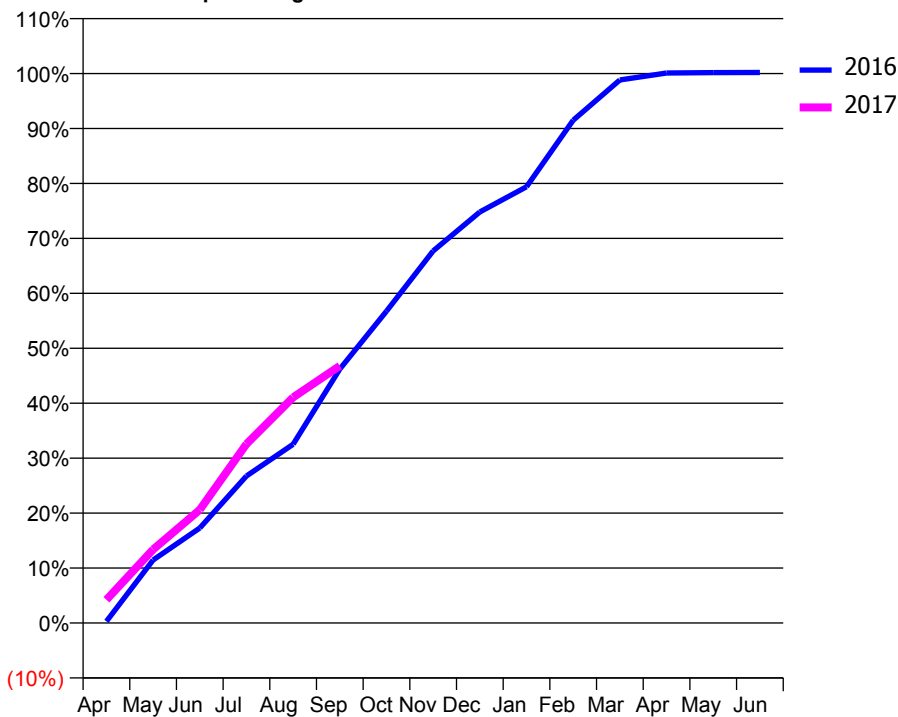
ACCESS*

Patients seen in 24 months	Total	Change since previous quarter
Quarter ending September 2015	2,711	
Quarter ending December 2015	2,847	↑
Quarter ending March 2016	2,875	→
Quarter ending June 2016	2,882	→
Quarter ending September 2016	2,813	↓
Variance since September 2015	3.8%	↑



ACTIVITY

Cumulative percentage of contracted UDA delivered 2016 & 2017



Month	Adjusted Scheduled Activity (UDA)	
	2016	2017
April	30	431
May	1,170	1,366
June	1,764	2,102
July	2,730	3,324
August	3,319	4,190
September	4,715	4,774
October	5,789	
November	6,907	
December	7,631	
January	8,100	
February	9,335	
March	10,081	
April	10,211	
May	10,219	
June	10,221	

QUALITY

	Quantity	Base Number	Contract	AT	Region	England
% of FP17s for the same patient ID Re-attending within 3 months - Children	42	609	6.9%	11.8%	11.8%	12.4%
% of FP17s for the same patient ID Re-attending within 3 months - Adults	226	1,646	13.7%	17.2%	16.6%	16.7%
% of FP17s for the same patient ID Re-attending between 3 & 9 months - Children	434	609	71.3%	55.4%	60.2%	57.4%
% of FP17s for the same patient ID Re-attending between 3 & 9 months - Adults	1,024	1,646	62.2%	48.7%	52.0%	50.5%
% of FP17s for Band 1 Urgent Courses	142	2,183	6.5%	10.5%	9.4%	9.1%
% of FP17s Relating to Free Repair or Replacements	16	2,183	0.7%	0.6%	0.7%	0.8%
% of FP17s Relating to Continuations	7	2,183	0.3%	1.0%	1.2%	1.3%
% of Patients satisfied with the dentistry they have received	5	5	N/A	94.3%	93.6%	93.2%
% of Patients satisfied with the time they had to wait for an appointment	5	5	N/A	88.1%	89.1%	89.0%

* This is based on patients treated on this contract for their most recent course of treatment. Figures in italics indicate the base number of FP17s or Patient Questionnaire responses are less than 100. N/A is shown where the base number of responses is less than 10 during the period. % is calculated as Quantity/Base number*100

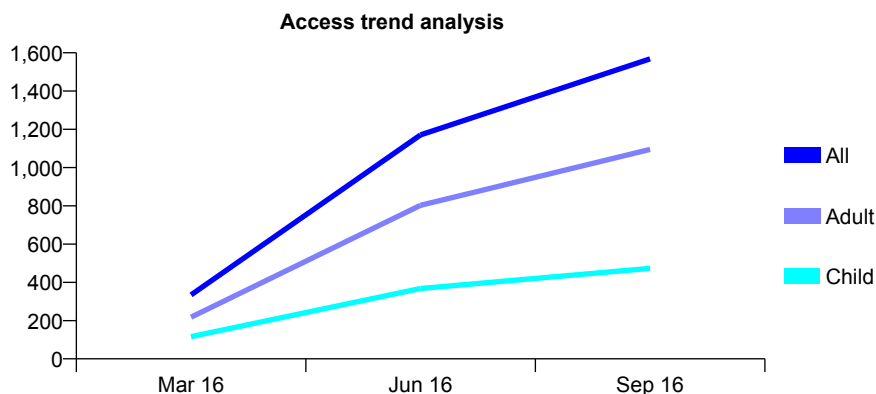
Q67 - Vital Signs At a Glance Contract Report for 153702/0001 - September 2016

Name or company name	MR R TRIVEDI
Contract type name	GDS Contract
Purpose of contract	General
Contract start date	31/01/2016
Contract end date	

16/17 Contracted general activity (UDA)	8,247
Carry forward general activity (UDA)	21
16/17 Contracted orthodontic activity (UOA)	0
Carry forward orthodontic activity (UOA)	0
Baseline contract value	£271,601.69

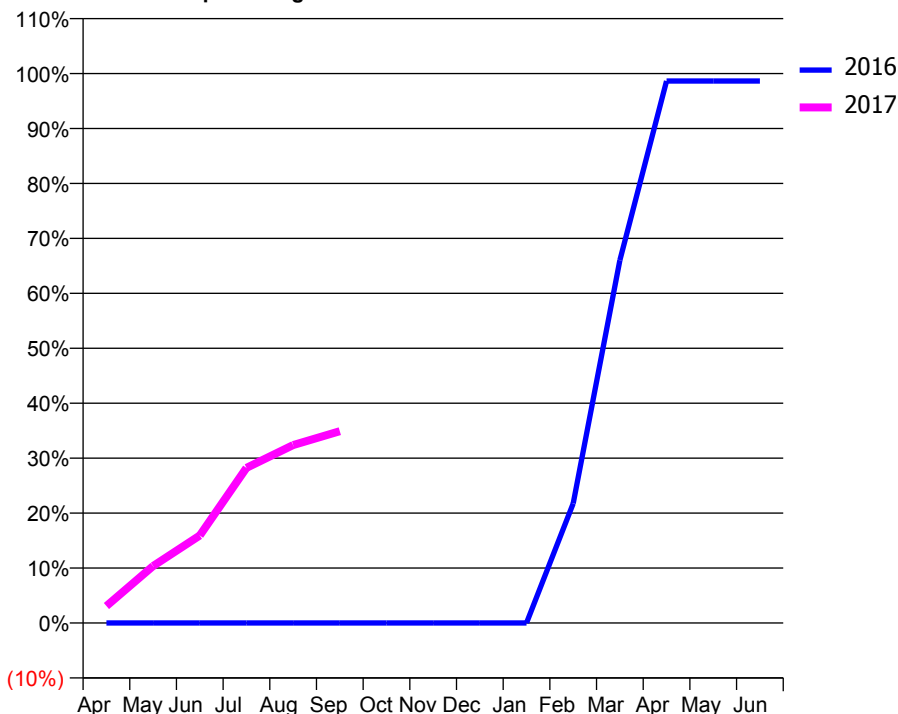
ACCESS*

Patients seen in 24 months	Total	Change since previous quarter
Quarter ending September 2015	0	
Quarter ending December 2015	0	
Quarter ending March 2016	334	
Quarter ending June 2016	1,171	↑
Quarter ending September 2016	1,568	↑
Variance since September 2015	N/A	



ACTIVITY

Cumulative percentage of contracted UDA delivered 2016 & 2017



Adjusted Scheduled Activity (UDA)

Month	2016	2017
April	0	254
May	0	855
June	0	1,313
July	0	2,328
August	0	2,671
September	0	2,878
October	0	
November	0	
December	0	
January	0	
February	304	
March	922	
April	1,378	
May	1,378	
June	1,378	

QUALITY

	Quantity	Base Number	Contract	AT	Region	England
% of FP17s for the same patient ID Re-attending within 3 months - Children	14	417	3.4%	11.8%	11.8%	12.4%
% of FP17s for the same patient ID Re-attending within 3 months - Adults	146	1,094	13.3%	17.2%	16.6%	16.7%
% of FP17s for the same patient ID Re-attending between 3 & 9 months - Children	33	417	7.9%	55.4%	60.2%	57.4%
% of FP17s for the same patient ID Re-attending between 3 & 9 months - Adults	57	1,094	5.2%	48.7%	52.0%	50.5%
% of FP17s for Band 1 Urgent Courses	170	1,327	12.8%	10.5%	9.4%	9.1%
% of FP17s Relating to Free Repair or Replacements	0	1,327	0.0%	0.6%	0.7%	0.8%
% of FP17s Relating to Continuations	12	1,327	0.9%	1.0%	1.2%	1.3%
% of Patients satisfied with the dentistry they have received	0	0	N/A	94.3%	93.6%	93.2%
% of Patients satisfied with the time they had to wait for an appointment	0	0	N/A	88.1%	89.1%	89.0%

* This is based on patients treated on this contract for their most recent course of treatment. Figures in italics indicate the base number of FP17s or Patient Questionnaire responses are less than 100. N/A is shown where the base number of responses is less than 10 during the period. % is calculated as Quantity/Base number*100

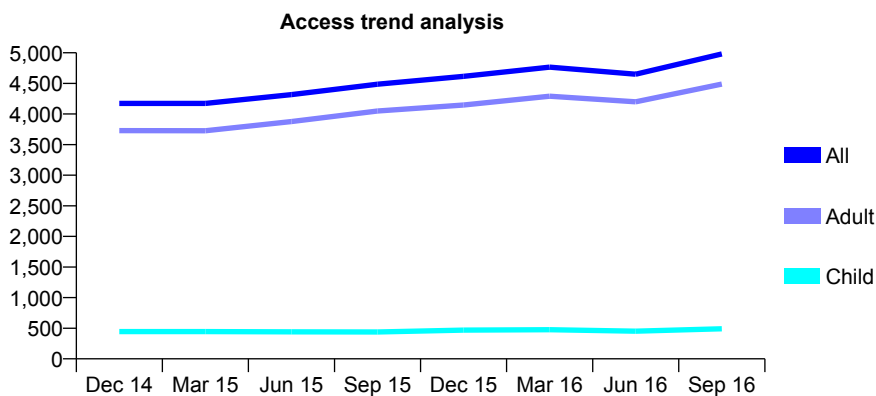
Q67 - Vital Signs At a Glance Contract Report for 154954/0004 - September 2016

Name or company name	Simon Collins
Contract type name	PDS Contract
Purpose of contract	General
Contract start date	01/12/2012
Contract end date	31/03/2017

16/17 Contracted general activity (UDA)	9,437
Carry forward general activity (UDA)	0
16/17 Contracted orthodontic activity (UOA)	0
Carry forward orthodontic activity (UOA)	0
Baseline contract value	£338,738.71

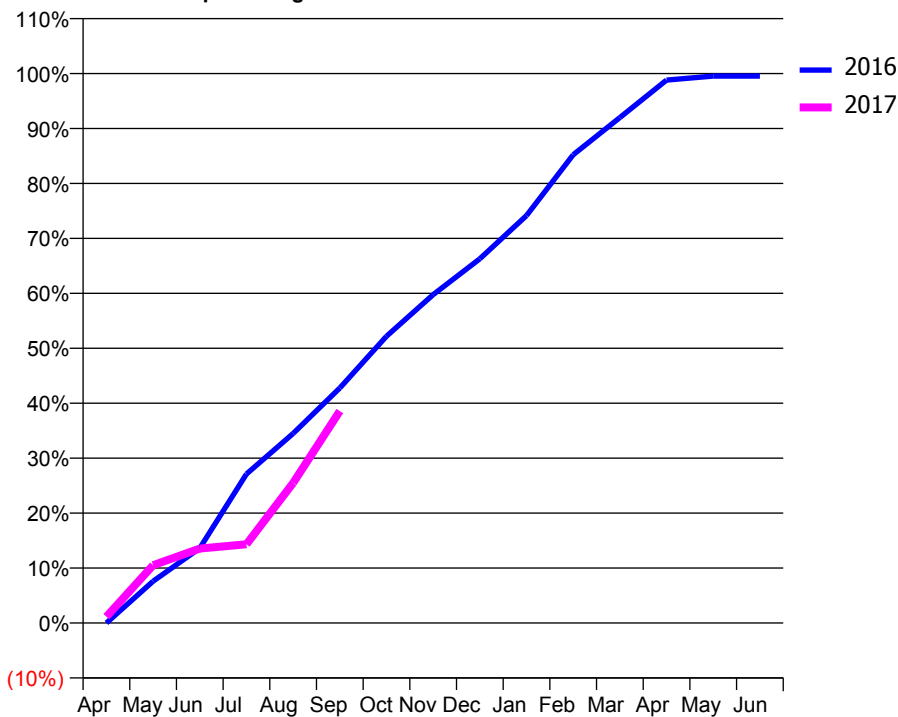
ACCESS*

Patients seen in 24 months	Total	Change since previous quarter
Quarter ending September 2015	4,488	
Quarter ending December 2015	4,616	↑
Quarter ending March 2016	4,766	↑
Quarter ending June 2016	4,651	↓
Quarter ending September 2016	4,981	↑
Variance since September 2015	11.0%	↑



ACTIVITY

Cumulative percentage of contracted UDA delivered 2016 & 2017



Month	Adjusted Scheduled Activity (UDA)	
	2016	2017
April	0	108
May	719	994
June	1,285	1,278
July	2,560	1,351
August	3,256	2,405
September	4,037	3,640
October	4,924	
November	5,639	
December	6,254	
January	6,997	
February	8,041	
March	8,681	
April	9,325	
May	9,392	
June	9,393	

QUALITY

	Quantity	Base Number	Contract	AT	Region	England
% of FP17s for the same patient ID Re-attending within 3 months - Children	22	536	4.1%	11.8%	11.8%	12.4%
% of FP17s for the same patient ID Re-attending within 3 months - Adults	168	3,092	5.4%	17.2%	16.6%	16.7%
% of FP17s for the same patient ID Re-attending between 3 & 9 months - Children	6	536	1.1%	55.4%	60.2%	57.4%
% of FP17s for the same patient ID Re-attending between 3 & 9 months - Adults	83	3,092	2.7%	48.7%	52.0%	50.5%
% of FP17s for Band 1 Urgent Courses	3,021	3,033	99.6%	10.5%	9.4%	9.1%
% of FP17s Relating to Free Repair or Replacements	1	3,033	0.0%	0.6%	0.7%	0.8%
% of FP17s Relating to Continuations	0	3,033	0.0%	1.0%	1.2%	1.3%
% of Patients satisfied with the dentistry they have received	1	2	N/A	94.3%	93.6%	93.2%
% of Patients satisfied with the time they had to wait for an appointment	0	2	N/A	88.1%	89.1%	89.0%

* This is based on patients treated on this contract for their most recent course of treatment. Figures in italics indicate the base number of FP17s or Patient Questionnaire responses are less than 100. N/A is shown where the base number of responses is less than 10 during the period. % is calculated as Quantity/Base number*100

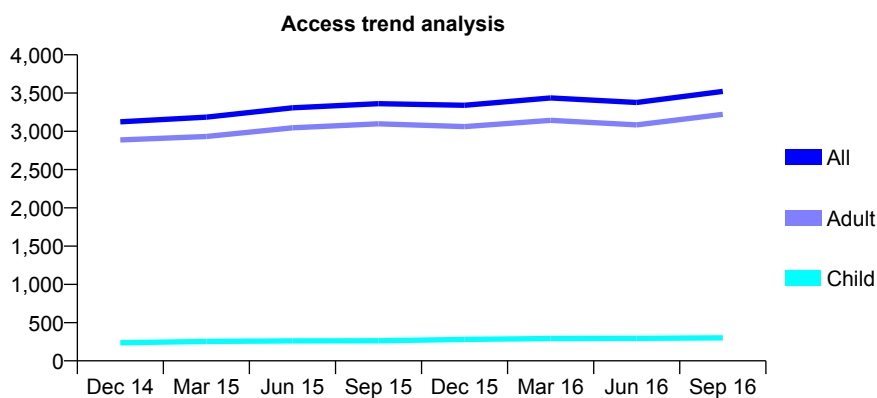
Q67 - Vital Signs At a Glance Contract Report for 154954/0005 - September 2016

Name or company name	Simon Collins
Contract type name	PDS Contract
Purpose of contract	General
Contract start date	01/12/2012
Contract end date	31/03/2017

16/17 Contracted general activity (UDA)	7,133
Carry forward general activity (UDA)	0
16/17 Contracted orthodontic activity (UOA)	0
Carry forward orthodontic activity (UOA)	0
Baseline contract value	£256,037.21

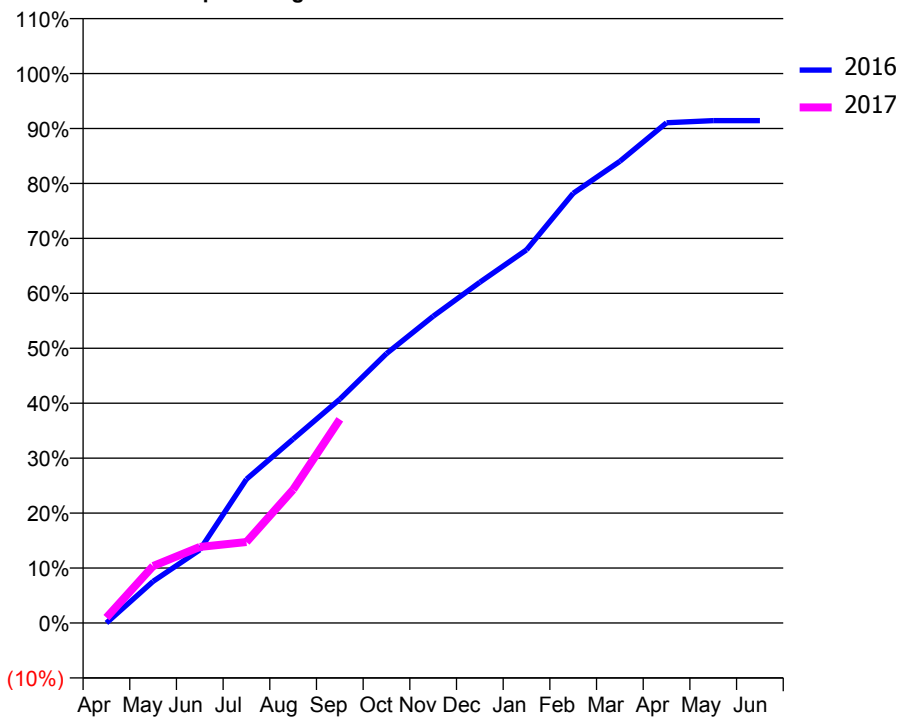
ACCESS*

Patients seen in 24 months	Total	Change since previous quarter
Quarter ending September 2015	3,361	
Quarter ending December 2015	3,340	→
Quarter ending March 2016	3,436	↑
Quarter ending June 2016	3,377	↓
Quarter ending September 2016	3,521	↑
Variance since September 2015	4.8%	↑



ACTIVITY

Cumulative percentage of contracted UDA delivered 2016 & 2017



Adjusted Scheduled Activity (UDA)

Month	2016	2017
April	0	70
May	541	739
June	950	988
July	1,867	1,052
August	2,388	1,732
September	2,905	2,644
October	3,497	
November	3,982	
December	4,424	
January	4,843	
February	5,579	
March	5,994	
April	6,493	
May	6,521	
June	6,521	

QUALITY

	Quantity	Base Number	Contract	AT	Region	England
% of FP17s for the same patient ID Re-attending within 3 months - Children	16	334	4.8%	11.8%	11.8%	12.4%
% of FP17s for the same patient ID Re-attending within 3 months - Adults	240	2,310	10.4%	17.2%	16.6%	16.7%
% of FP17s for the same patient ID Re-attending between 3 & 9 months - Children	2	334	0.6%	55.4%	60.2%	57.4%
% of FP17s for the same patient ID Re-attending between 3 & 9 months - Adults	46	2,310	2.0%	48.7%	52.0%	50.5%
% of FP17s for Band 1 Urgent Courses	2,203	2,204	100.0%	10.5%	9.4%	9.1%
% of FP17s Relating to Free Repair or Replacements	3	2,204	0.1%	0.6%	0.7%	0.8%
% of FP17s Relating to Continuations	0	2,204	0.0%	1.0%	1.2%	1.3%
% of Patients satisfied with the dentistry they have received	1	1	N/A	94.3%	93.6%	93.2%
% of Patients satisfied with the time they had to wait for an appointment	1	1	N/A	88.1%	89.1%	89.0%

* This is based on patients treated on this contract for their most recent course of treatment. Figures in italics indicate the base number of FP17s or Patient Questionnaire responses are less than 100. N/A is shown where the base number of responses is less than 10 during the period. % is calculated as Quantity/Base number*100

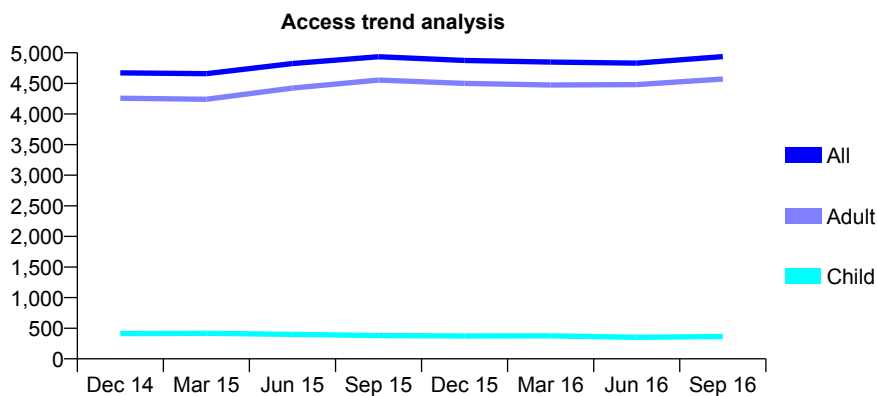
Q67 - Vital Signs At a Glance Contract Report for 154954/0006 - September 2016

Name or company name	Simon Collins
Contract type name	PDS Contract
Purpose of contract	General
Contract start date	01/12/2012
Contract end date	31/03/2017

16/17 Contracted general activity (UDA)	10,139
Carry forward general activity (UDA)	0
16/17 Contracted orthodontic activity (UOA)	0
Carry forward orthodontic activity (UOA)	0
Baseline contract value	£363,936.82

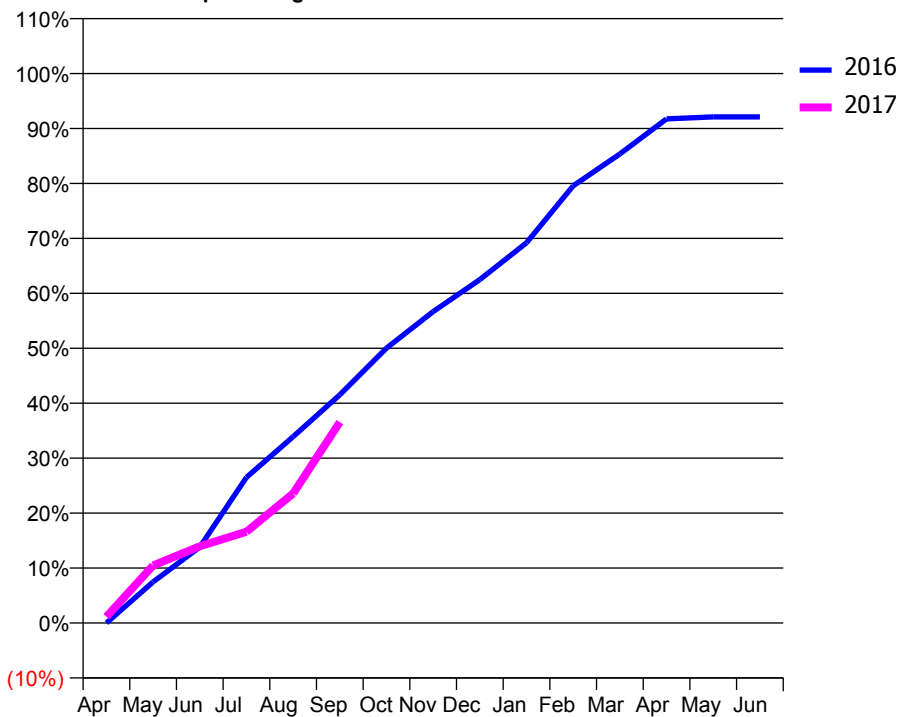
ACCESS*

Patients seen in 24 months	Total	Change since previous quarter
Quarter ending September 2015	4,936	
Quarter ending December 2015	4,874	↓
Quarter ending March 2016	4,849	→
Quarter ending June 2016	4,832	→
Quarter ending September 2016	4,938	↑
Variance since September 2015	0.0%	→



ACTIVITY

Cumulative percentage of contracted UDA delivered 2016 & 2017



Adjusted Scheduled Activity (UDA)

Month	2016	2017
April	0	118
May	760	1,061
June	1,401	1,417
July	2,689	1,685
August	3,439	2,390
September	4,211	3,705
October	5,073	
November	5,745	
December	6,338	
January	7,016	
February	8,066	
March	8,655	
April	9,301	
May	9,338	
June	9,338	

QUALITY

	Quantity	Base Number	Contract	AT	Region	England
% of FP17s for the same patient ID Re-attending within 3 months - Children	18	454	4.0%	11.8%	11.8%	12.4%
% of FP17s for the same patient ID Re-attending within 3 months - Adults	147	3,201	4.6%	17.2%	16.6%	16.7%
% of FP17s for the same patient ID Re-attending between 3 & 9 months - Children	4	454	0.9%	55.4%	60.2%	57.4%
% of FP17s for the same patient ID Re-attending between 3 & 9 months - Adults	74	3,201	2.3%	48.7%	52.0%	50.5%
% of FP17s for Band 1 Urgent Courses	3,072	3,085	99.6%	10.5%	9.4%	9.1%
% of FP17s Relating to Free Repair or Replacements	0	3,085	0.0%	0.6%	0.7%	0.8%
% of FP17s Relating to Continuations	0	3,085	0.0%	1.0%	1.2%	1.3%
% of Patients satisfied with the dentistry they have received	0	0	N/A	94.3%	93.6%	93.2%
% of Patients satisfied with the time they had to wait for an appointment	0	0	N/A	88.1%	89.1%	89.0%

* This is based on patients treated on this contract for their most recent course of treatment. Figures in italics indicate the base number of FP17s or Patient Questionnaire responses are less than 100. N/A is shown where the base number of responses is less than 10 during the period. % is calculated as Quantity/Base number*100

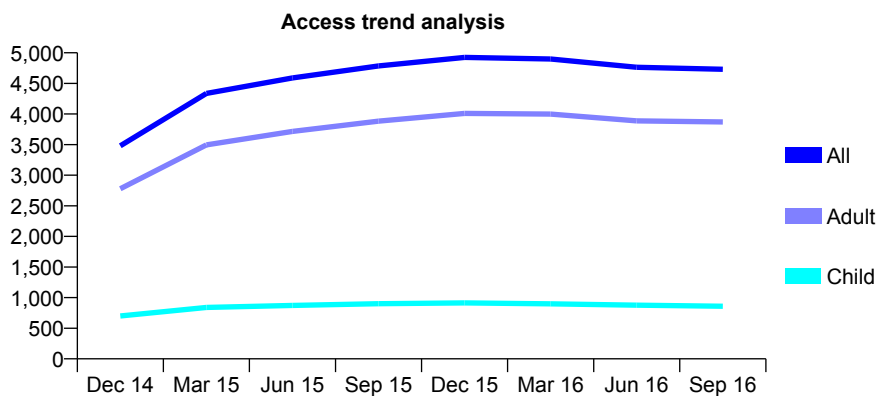
Q67 - Vital Signs At a Glance Contract Report for 156485/0001 - September 2016

Name or company name	Anele De Novo Dental Practice
Contract type name	GDS Contract
Purpose of contract	General
Contract start date	26/11/2013
Contract end date	

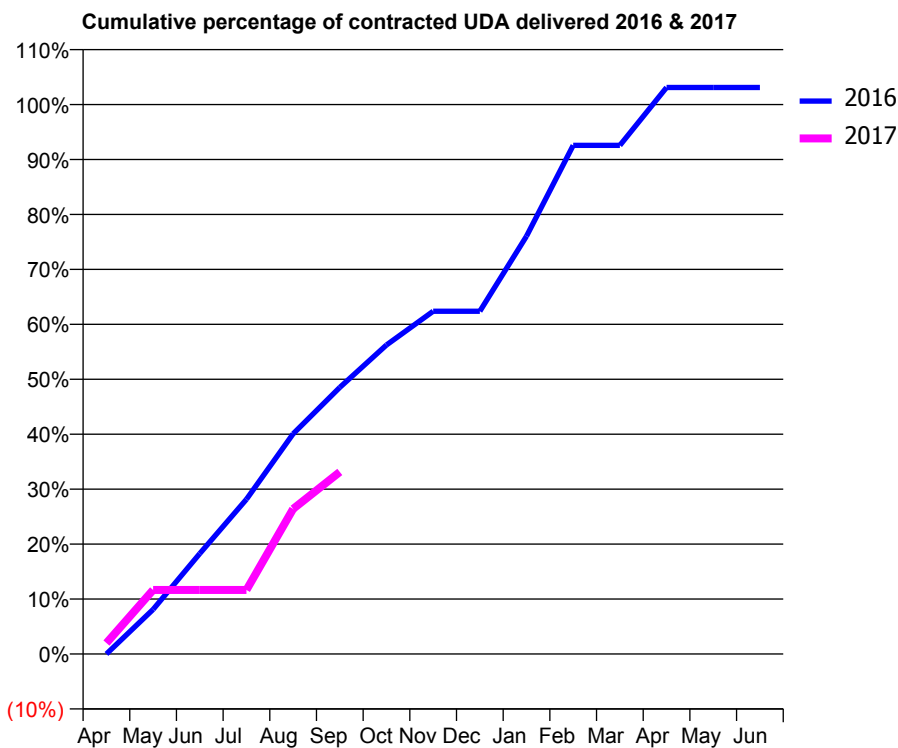
16/17 Contracted general activity (UDA)	13,786
Carry forward general activity (UDA)	-276
16/17 Contracted orthodontic activity (UOA)	0
Carry forward orthodontic activity (UOA)	0
Baseline contract value	£377,268.76

ACCESS*

Patients seen in 24 months	Total	Change since previous quarter
Quarter ending September 2015	4,785	
Quarter ending December 2015	4,924	↑
Quarter ending March 2016	4,898	→
Quarter ending June 2016	4,764	↓
Quarter ending September 2016	4,730	→
Variance since September 2015	(1.1%)	↓



ACTIVITY



Month	Adjusted Scheduled Activity (UDA)	
	2016	2017
April	0	276
May	1,118	1,608
June	2,522	1,608
July	3,883	1,608
August	5,525	3,641
September	6,690	4,567
October	7,753	
November	8,600	
December	8,600	
January	10,481	
February	12,760	
March	12,760	
April	14,213	
May	14,214	
June	14,214	

QUALITY

	Quantity	Base Number	Contract	AT	Region	England
% of FP17s for the same patient ID Re-attending within 3 months - Children	35	569	6.2%	11.8%	11.8%	12.4%
% of FP17s for the same patient ID Re-attending within 3 months - Adults	389	2,752	14.1%	17.2%	16.6%	16.7%
% of FP17s for the same patient ID Re-attending between 3 & 9 months - Children	319	569	56.1%	55.4%	60.2%	57.4%
% of FP17s for the same patient ID Re-attending between 3 & 9 months - Adults	1,655	2,752	60.1%	48.7%	52.0%	50.5%
% of FP17s for Band 1 Urgent Courses	131	2,597	5.0%	10.5%	9.4%	9.1%
% of FP17s Relating to Free Repair or Replacements	47	2,597	1.8%	0.6%	0.7%	0.8%
% of FP17s Relating to Continuations	50	2,597	1.9%	1.0%	1.2%	1.3%
% of Patients satisfied with the dentistry they have received	7	7	N/A	94.3%	93.6%	93.2%
% of Patients satisfied with the time they had to wait for an appointment	7	7	N/A	88.1%	89.1%	89.0%

* This is based on patients treated on this contract for their most recent course of treatment. Figures in italics indicate the base number of FP17s or Patient Questionnaire responses are less than 100. N/A is shown where the base number of responses is less than 10 during the period. % is calculated as Quantity/Base number*100

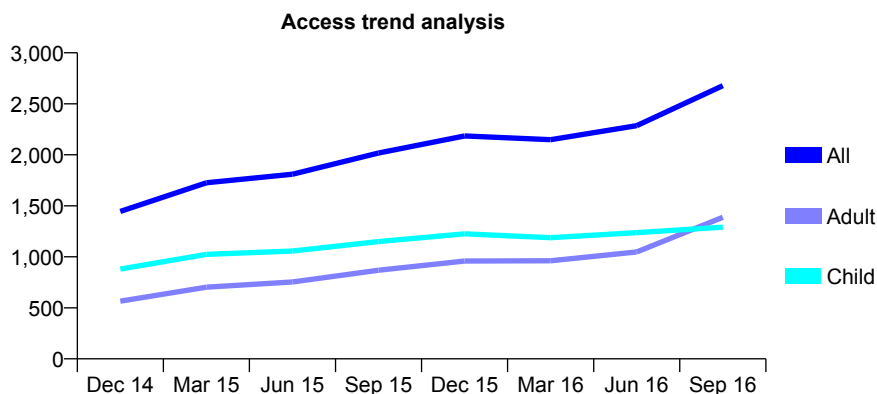
Q67 - Vital Signs At a Glance Contract Report for 157112/0001 - September 2016

Name or company name	Snodland Dental Care
Contract type name	GDS Contract
Purpose of contract	General
Contract start date	12/03/2014
Contract end date	

16/17 Contracted general activity (UDA)	6,044
Carry forward general activity (UDA)	234
16/17 Contracted orthodontic activity (UOA)	0
Carry forward orthodontic activity (UOA)	0
Baseline contract value	£168,235.01

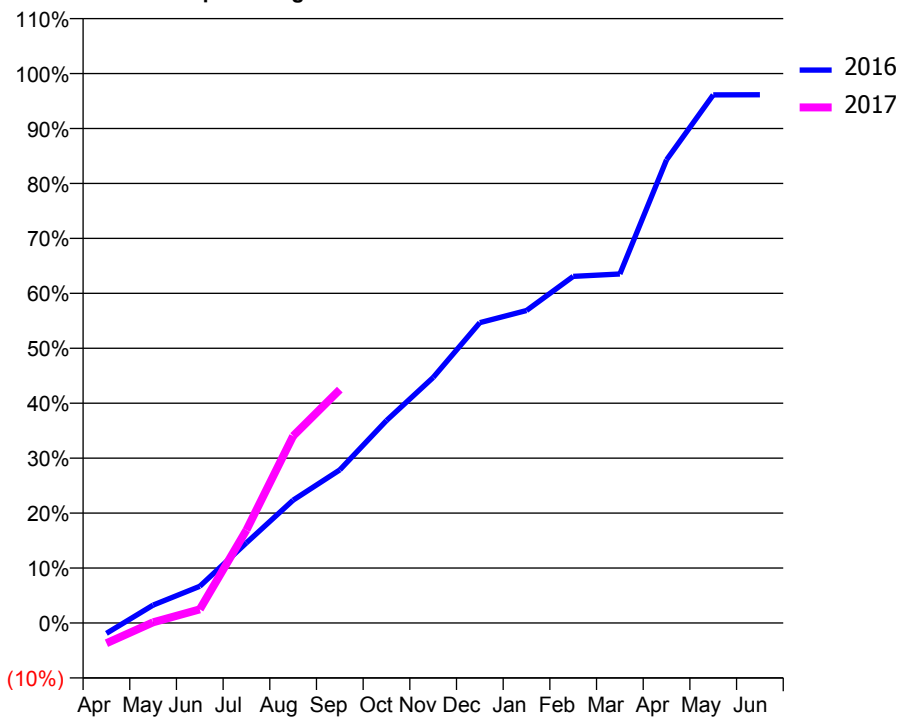
ACCESS*

Patients seen in 24 months	Total	Change since previous quarter
Quarter ending September 2015	2,018	
Quarter ending December 2015	2,185	↑
Quarter ending March 2016	2,148	↓
Quarter ending June 2016	2,285	↑
Quarter ending September 2016	2,678	↑
Variance since September 2015	32.7%	↑



ACTIVITY

Cumulative percentage of contracted UDA delivered 2016 & 2017



Adjusted Scheduled Activity (UDA)

Month	2016	2017
April	-116	-224
May	197	9
June	404	150
July	882	1,023
August	1,351	2,056
September	1,684	2,567
October	2,227	
November	2,700	
December	3,303	
January	3,438	
February	3,812	
March	3,839	
April	5,095	
May	5,809	
June	5,810	

QUALITY

	Quantity	Base Number	Contract	AT	Region	England
% of FP17s for the same patient ID Re-attending within 3 months - Children	74	1,159	6.4%	11.8%	11.8%	12.4%
% of FP17s for the same patient ID Re-attending within 3 months - Adults	157	1,131	13.9%	17.2%	16.6%	16.7%
% of FP17s for the same patient ID Re-attending between 3 & 9 months - Children	471	1,159	40.6%	55.4%	60.2%	57.4%
% of FP17s for the same patient ID Re-attending between 3 & 9 months - Adults	239	1,131	21.1%	48.7%	52.0%	50.5%
% of FP17s for Band 1 Urgent Courses	112	1,395	8.0%	10.5%	9.4%	9.1%
% of FP17s Relating to Free Repair or Replacements	8	1,395	0.6%	0.6%	0.7%	0.8%
% of FP17s Relating to Continuations	19	1,395	1.4%	1.0%	1.2%	1.3%
% of Patients satisfied with the dentistry they have received	1	1	N/A	94.3%	93.6%	93.2%
% of Patients satisfied with the time they had to wait for an appointment	1	1	N/A	88.1%	89.1%	89.0%

* This is based on patients treated on this contract for their most recent course of treatment. Figures in italics indicate the base number of FP17s or Patient Questionnaire responses are less than 100. N/A is shown where the base number of responses is less than 10 during the period. % is calculated as Quantity/Base number*100

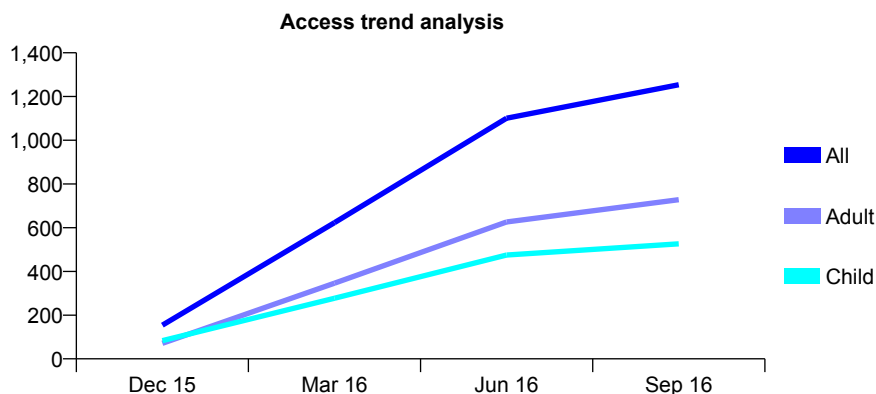
Q67 - Vital Signs At a Glance Contract Report for 157295/0001 - September 2016

Name or company name	Dental Beauty Swanley
Contract type name	GDS Contract
Purpose of contract	General
Contract start date	05/11/2015
Contract end date	

16/17 Contracted general activity (UDA)	8,704
Carry forward general activity (UDA)	-277
16/17 Contracted orthodontic activity (UOA)	0
Carry forward orthodontic activity (UOA)	0
Baseline contract value	£272,016.10

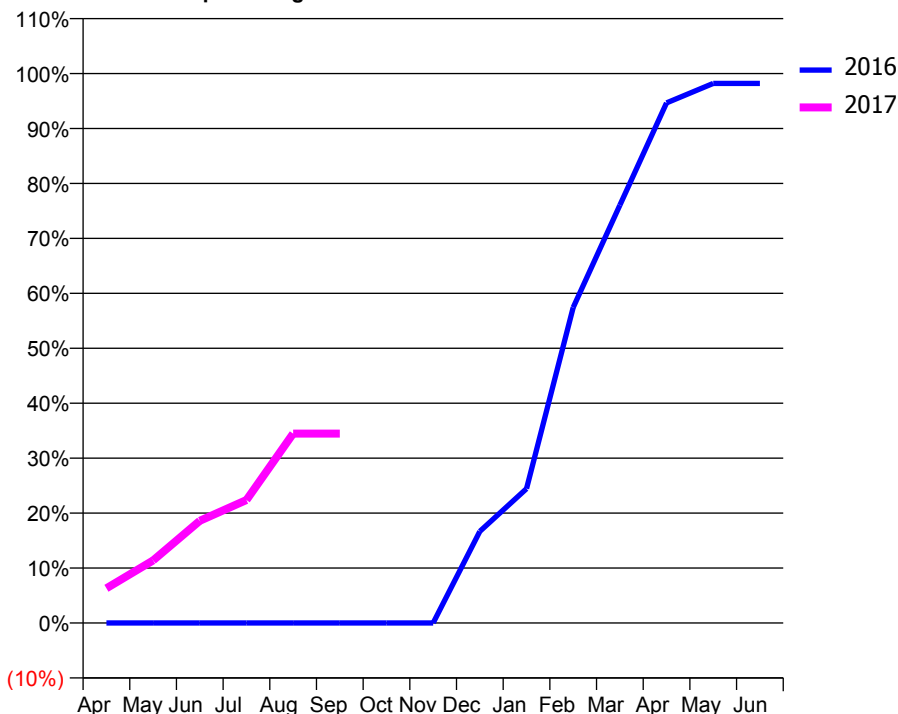
ACCESS*

Patients seen in 24 months	Total	Change since previous quarter
Quarter ending September 2015	0	
Quarter ending December 2015	154	↑
Quarter ending March 2016	623	↑
Quarter ending June 2016	1,101	↑
Quarter ending September 2016	1,254	↑
Variance since September 2015	N/A	



ACTIVITY

Cumulative percentage of contracted UDA delivered 2016 & 2017



Month	Adjusted Scheduled Activity (UDA)	
	2016	2017
April	0	550
May	0	991
June	0	1,619
July	0	1,949
August	0	3,001
September	0	3,001
October	0	
November	0	
December	589	
January	863	
February	2,027	
March	2,684	
April	3,342	
May	3,467	
June	3,467	

QUALITY

	Quantity	Base Number	Contract	AT	Region	England
% of FP17s for the same patient ID Re-attending within 3 months - Children	19	385	4.9%	11.8%	11.8%	12.4%
% of FP17s for the same patient ID Re-attending within 3 months - Adults	83	578	14.4%	17.2%	16.6%	16.7%
% of FP17s for the same patient ID Re-attending between 3 & 9 months - Children	76	385	19.7%	55.4%	60.2%	57.4%
% of FP17s for the same patient ID Re-attending between 3 & 9 months - Adults	77	578	13.3%	48.7%	52.0%	50.5%
% of FP17s for Band 1 Urgent Courses	80	768	10.4%	10.5%	9.4%	9.1%
% of FP17s Relating to Free Repair or Replacements	0	768	0.0%	0.6%	0.7%	0.8%
% of FP17s Relating to Continuations	5	768	0.7%	1.0%	1.2%	1.3%
% of Patients satisfied with the dentistry they have received	1	1	N/A	94.3%	93.6%	93.2%
% of Patients satisfied with the time they had to wait for an appointment	1	1	N/A	88.1%	89.1%	89.0%

* This is based on patients treated on this contract for their most recent course of treatment. Figures in italics indicate the base number of FP17s or Patient Questionnaire responses are less than 100. N/A is shown where the base number of responses is less than 10 during the period. % is calculated as Quantity/Base number*100

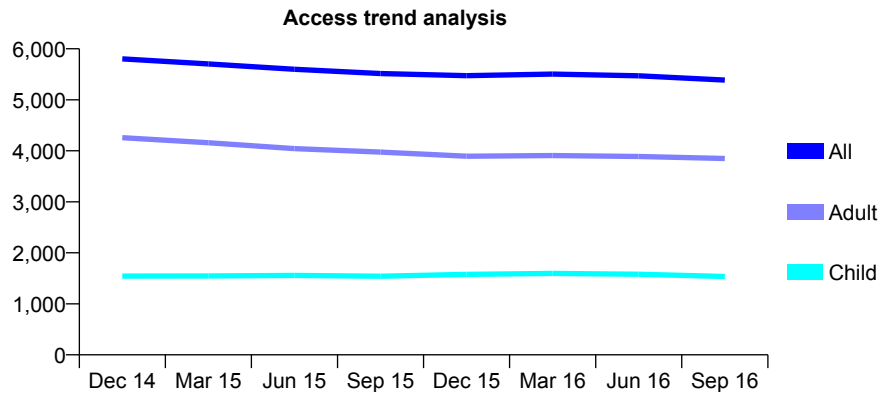
Q67 - Vital Signs At a Glance Contract Report for 159867/0001 - September 2016

Name or company name	Mr Ransley Morenas
Contract type name	GDS Contract
Purpose of contract	General
Contract start date	01/07/2012
Contract end date	

16/17 Contracted general activity (UDA)	14,090
Carry forward general activity (UDA)	87
16/17 Contracted orthodontic activity (UOA)	0
Carry forward orthodontic activity (UOA)	0
Baseline contract value	£377,638.46

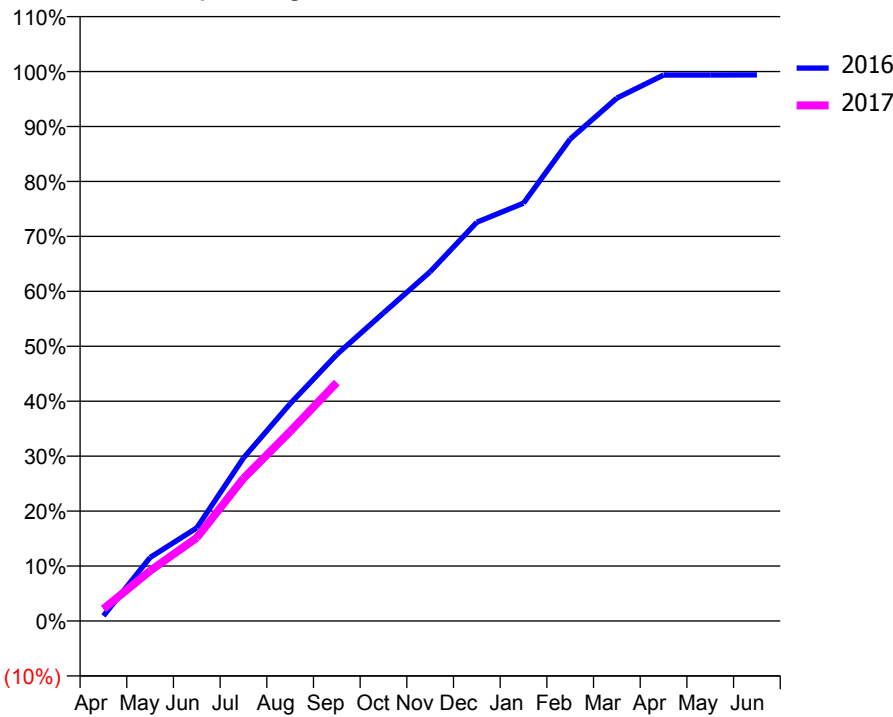
ACCESS*

Patients seen in 24 months	Total	Change since previous quarter
Quarter ending September 2015	5,515	
Quarter ending December 2015	5,473	→
Quarter ending March 2016	5,504	→
Quarter ending June 2016	5,471	→
Quarter ending September 2016	5,386	↓
Variance since September 2015	(2.3%)	↓



ACTIVITY

Cumulative percentage of contracted UDA delivered 2016 & 2017



Month	Adjusted Scheduled Activity (UDA)	
	2016	2017
April	133	309
May	1,631	1,286
June	2,388	2,134
July	4,181	3,657
August	5,570	4,860
September	6,832	6,114
October	7,900	
November	8,955	
December	10,224	
January	10,714	
February	12,360	
March	13,410	
April	14,001	
May	14,001	
June	14,003	

QUALITY

	Quantity	Base Number	Contract	AT	Region	England
% of FP17s for the same patient ID Re-attending within 3 months - Children	76	1,235	6.2%	11.8%	11.8%	12.4%
% of FP17s for the same patient ID Re-attending within 3 months - Adults	478	2,756	17.3%	17.2%	16.6%	16.7%
% of FP17s for the same patient ID Re-attending between 3 & 9 months - Children	801	1,235	64.9%	55.4%	60.2%	57.4%
% of FP17s for the same patient ID Re-attending between 3 & 9 months - Adults	1,443	2,756	52.4%	48.7%	52.0%	50.5%
% of FP17s for Band 1 Urgent Courses	246	3,274	7.5%	10.5%	9.4%	9.1%
% of FP17s Relating to Free Repair or Replacements	21	3,274	0.6%	0.6%	0.7%	0.8%
% of FP17s Relating to Continuations	80	3,274	2.4%	1.0%	1.2%	1.3%
% of Patients satisfied with the dentistry they have received	4	4	N/A	94.3%	93.6%	93.2%
% of Patients satisfied with the time they had to wait for an appointment	4	4	N/A	88.1%	89.1%	89.0%

* This is based on patients treated on this contract for their most recent course of treatment. Figures in italics indicate the base number of FP17s or Patient Questionnaire responses are less than 100. N/A is shown where the base number of responses is less than 10 during the period. % is calculated as Quantity/Base number*100

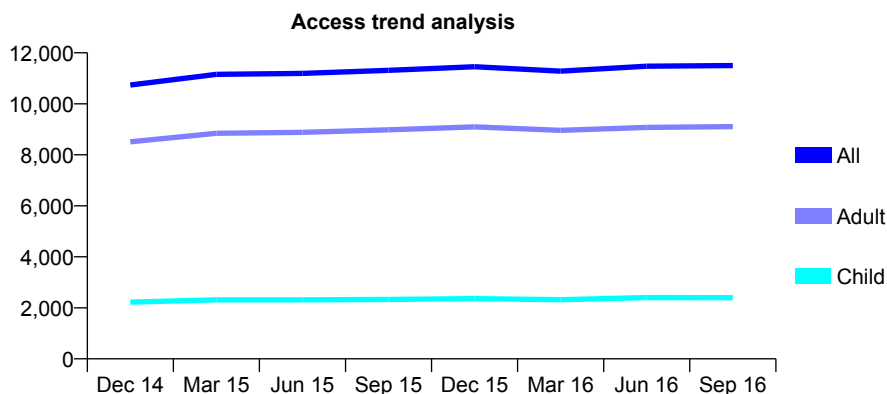
Q67 - Vital Signs At a Glance Contract Report for 164763/0001 - September 2016

Name or company name	Mazdak Eyrumlu and Azad Eyrumlu
Contract type name	GDS Contract
Purpose of contract	General
Contract start date	01/04/2013
Contract end date	

16/17 Contracted general activity (UDA)	34,341
Carry forward general activity (UDA)	745
16/17 Contracted orthodontic activity (UOA)	0
Carry forward orthodontic activity (UOA)	0
Baseline contract value	£798,984.12

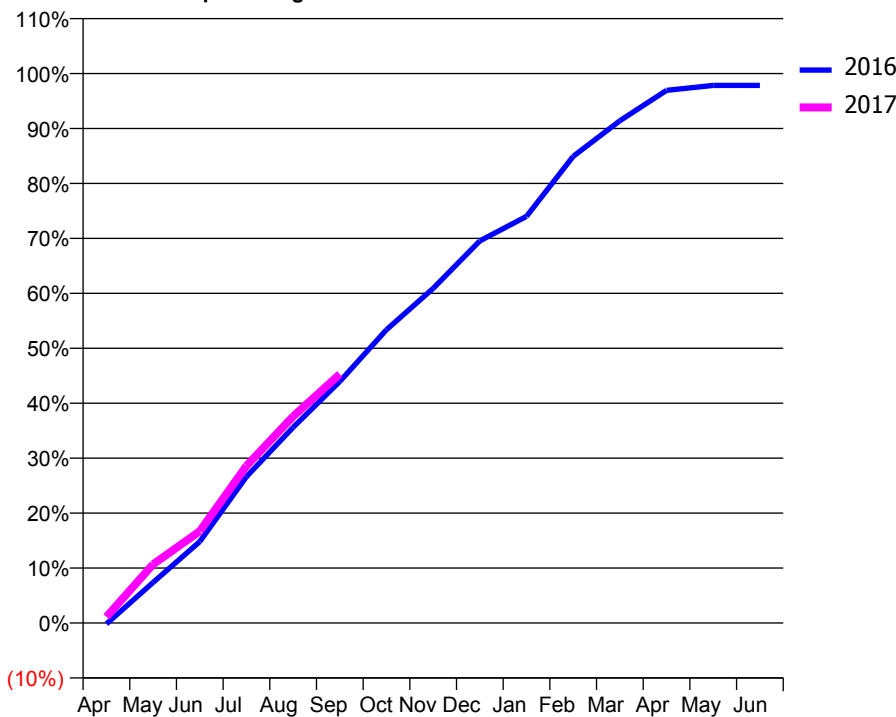
ACCESS*

Patients seen in 24 months	Total	Change since previous quarter
Quarter ending September 2015	11,310	
Quarter ending December 2015	11,453	→
Quarter ending March 2016	11,283	↓
Quarter ending June 2016	11,475	→
Quarter ending September 2016	11,503	→
Variance since September 2015	1.7%	→



ACTIVITY

Cumulative percentage of contracted UDA delivered 2016 & 2017



Month	Adjusted Scheduled Activity (UDA)	
	2016	2017
April	-59	388
May	2,536	3,669
June	5,088	5,734
July	9,143	9,818
August	12,232	12,909
September	15,093	15,558
October	18,331	
November	20,916	
December	23,880	
January	25,415	
February	29,165	
March	31,386	
April	33,289	
May	33,596	
June	33,596	

QUALITY

	Quantity	Base Number	Contract	AT	Region	England
% of FP17s for the same patient ID Re-attending within 3 months - Children	115	2,120	5.4%	11.8%	11.8%	12.4%
% of FP17s for the same patient ID Re-attending within 3 months - Adults	1,013	7,564	13.4%	17.2%	16.6%	16.7%
% of FP17s for the same patient ID Re-attending between 3 & 9 months - Children	1,378	2,120	65.0%	55.4%	60.2%	57.4%
% of FP17s for the same patient ID Re-attending between 3 & 9 months - Adults	4,622	7,564	61.1%	48.7%	52.0%	50.5%
% of FP17s for Band 1 Urgent Courses	691	8,315	8.3%	10.5%	9.4%	9.1%
% of FP17s Relating to Free Repair or Replacements	32	8,315	0.4%	0.6%	0.7%	0.8%
% of FP17s Relating to Continuations	71	8,315	0.9%	1.0%	1.2%	1.3%
% of Patients satisfied with the dentistry they have received	16	17	94.1%	94.3%	93.6%	93.2%
% of Patients satisfied with the time they had to wait for an appointment	13	17	76.5%	88.1%	89.1%	89.0%

* This is based on patients treated on this contract for their most recent course of treatment. Figures in italics indicate the base number of FP17s or Patient Questionnaire responses are less than 100. N/A is shown where the base number of responses is less than 10 during the period. % is calculated as Quantity/Base number*100

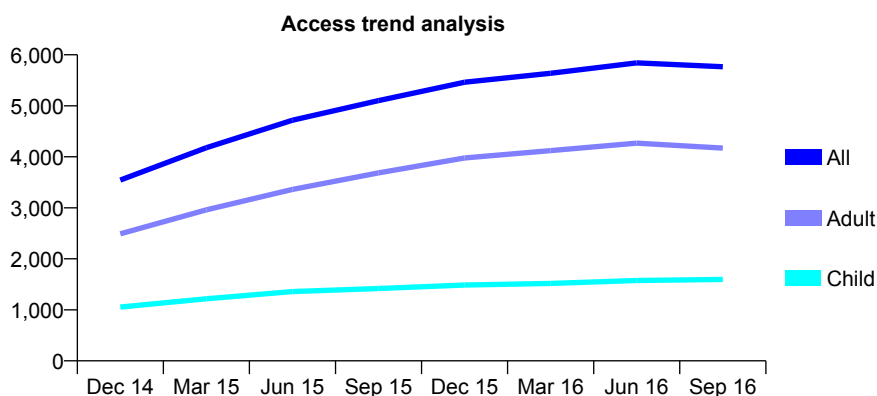
Q67 - Vital Signs At a Glance Contract Report for 164763/0002 - September 2016

Name or company name	Mazdak Eyrumlu and Azad Eyrumlu
Contract type name	GDS Contract
Purpose of contract	General
Contract start date	05/05/2014
Contract end date	

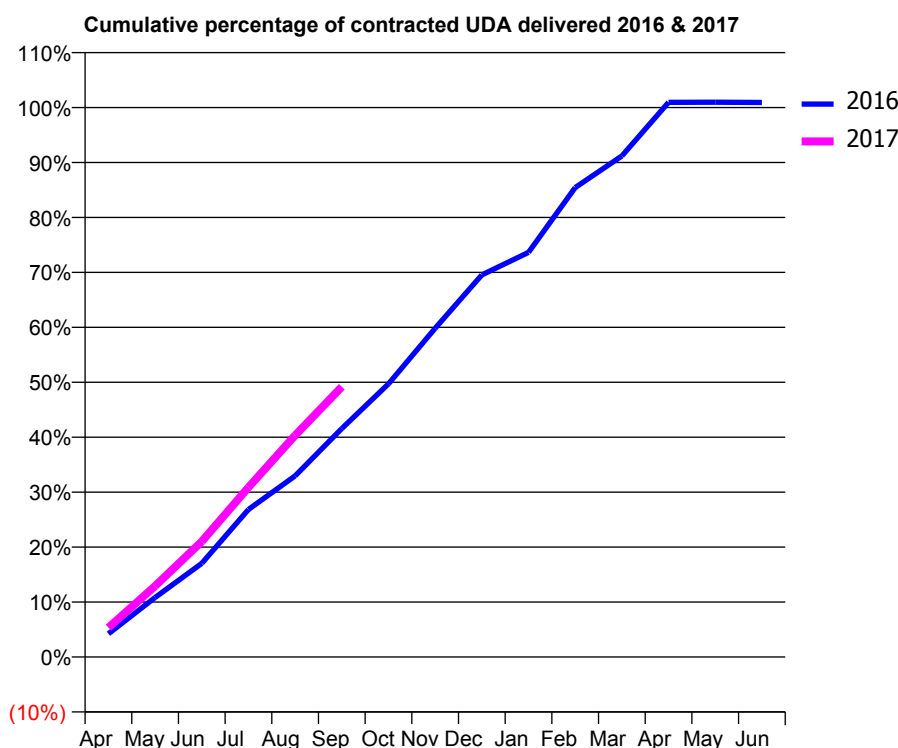
16/17 Contracted general activity (UDA)	19,780
Carry forward general activity (UDA)	-181
16/17 Contracted orthodontic activity (UOA)	0
Carry forward orthodontic activity (UOA)	0
Baseline contract value	£483,628.81

ACCESS*

Patients seen in 24 months	Total	Change since previous quarter
Quarter ending September 2015	5,103	
Quarter ending December 2015	5,462	↑
Quarter ending March 2016	5,639	↑
Quarter ending June 2016	5,842	↑
Quarter ending September 2016	5,766	↓
Variance since September 2015	13.0%	↑



ACTIVITY



Month	Adjusted Scheduled Activity (UDA)	
	2016	2017
April	838	1,060
May	2,145	2,556
June	3,371	4,158
July	5,311	6,110
August	6,523	7,978
September	8,223	9,727
October	9,833	
November	11,833	
December	13,755	
January	14,564	
February	16,898	
March	18,035	
April	19,965	
May	19,973	
June	19,961	

QUALITY

	Quantity	Base Number	Contract	AT	Region	England
% of FP17s for the same patient ID Re-attending within 3 months - Children	85	1,055	8.1%	11.8%	11.8%	12.4%
% of FP17s for the same patient ID Re-attending within 3 months - Adults	299	2,340	12.8%	17.2%	16.6%	16.7%
% of FP17s for the same patient ID Re-attending between 3 & 9 months - Children	424	1,055	40.2%	55.4%	60.2%	57.4%
% of FP17s for the same patient ID Re-attending between 3 & 9 months - Adults	820	2,340	35.0%	48.7%	52.0%	50.5%
% of FP17s for Band 1 Urgent Courses	128	2,861	4.5%	10.5%	9.4%	9.1%
% of FP17s Relating to Free Repair or Replacements	24	2,861	0.8%	0.6%	0.7%	0.8%
% of FP17s Relating to Continuations	72	2,861	2.5%	1.0%	1.2%	1.3%
% of Patients satisfied with the dentistry they have received	6	6	N/A	94.3%	93.6%	93.2%
% of Patients satisfied with the time they had to wait for an appointment	6	6	N/A	88.1%	89.1%	89.0%

* This is based on patients treated on this contract for their most recent course of treatment. Figures in italics indicate the base number of FP17s or Patient Questionnaire responses are less than 100. N/A is shown where the base number of responses is less than 10 during the period. % is calculated as Quantity/Base number*100

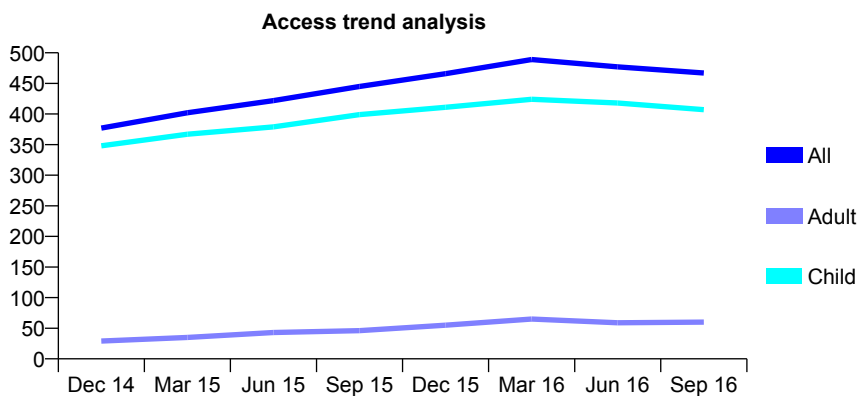
Q67 - Vital Signs At a Glance Contract Report for 165018/0001 - September 2016

Name or company name	Hillton Dentistry
Contract type name	GDS Contract
Purpose of contract	General
Contract start date	09/04/2014
Contract end date	

16/17 Contracted general activity (UDA)	1,000
Carry forward general activity (UDA)	0
16/17 Contracted orthodontic activity (UOA)	0
Carry forward orthodontic activity (UOA)	0
Baseline contract value	£22,226.14

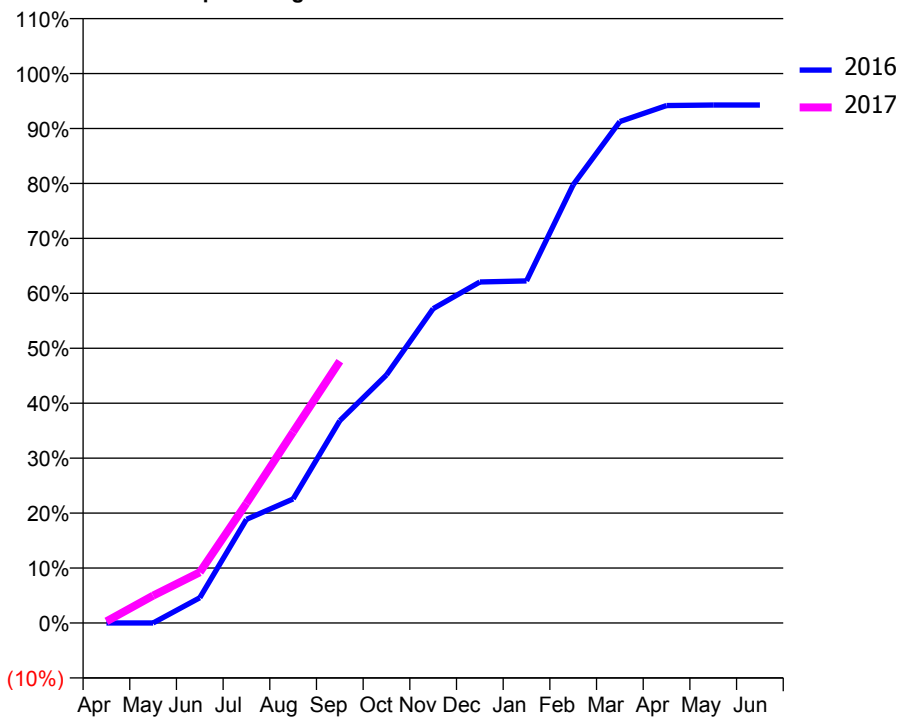
ACCESS*

Patients seen in 24 months	Total	Change since previous quarter
Quarter ending September 2015	445	
Quarter ending December 2015	466	↑
Quarter ending March 2016	489	↑
Quarter ending June 2016	477	↓
Quarter ending September 2016	467	↓
Variance since September 2015	4.9%	↑



ACTIVITY

Cumulative percentage of contracted UDA delivered 2016 & 2017



Month	Adjusted Scheduled Activity (UDA)	
	2016	2017
April	0	3
May	0	50
June	46	92
July	189	218
August	226	348
September	368	477
October	452	
November	572	
December	621	
January	623	
February	798	
March	913	
April	942	
May	943	
June	943	

QUALITY

	Quantity	Base Number	Contract	AT	Region	England
% of FP17s for the same patient ID Re-attending within 3 months - Children	29	354	8.2%	11.8%	11.8%	12.4%
% of FP17s for the same patient ID Re-attending within 3 months - Adults	3	16	18.8%	17.2%	16.6%	16.7%
% of FP17s for the same patient ID Re-attending between 3 & 9 months - Children	254	354	71.8%	55.4%	60.2%	57.4%
% of FP17s for the same patient ID Re-attending between 3 & 9 months - Adults	9	16	56.3%	48.7%	52.0%	50.5%
% of FP17s for Band 1 Urgent Courses	13	349	3.7%	10.5%	9.4%	9.1%
% of FP17s Relating to Free Repair or Replacements	0	349	0.0%	0.6%	0.7%	0.8%
% of FP17s Relating to Continuations	2	349	0.6%	1.0%	1.2%	1.3%
% of Patients satisfied with the dentistry they have received	0	0	N/A	94.3%	93.6%	93.2%
% of Patients satisfied with the time they had to wait for an appointment	0	0	N/A	88.1%	89.1%	89.0%

* This is based on patients treated on this contract for their most recent course of treatment. Figures in italics indicate the base number of FP17s or Patient Questionnaire responses are less than 100. N/A is shown where the base number of responses is less than 10 during the period. % is calculated as Quantity/Base number*100

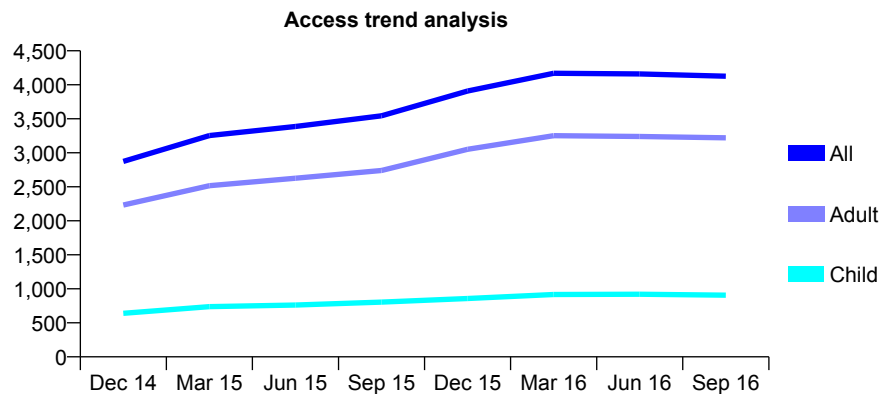
Q67 - Vital Signs At a Glance Contract Report for 165018/0002 - September 2016

Name or company name	Hillton Dentistry
Contract type name	GDS Contract
Purpose of contract	General
Contract start date	09/04/2014
Contract end date	

16/17 Contracted general activity (UDA)	9,750
Carry forward general activity (UDA)	-195
16/17 Contracted orthodontic activity (UOA)	0
Carry forward orthodontic activity (UOA)	0
Baseline contract value	£216,700.36

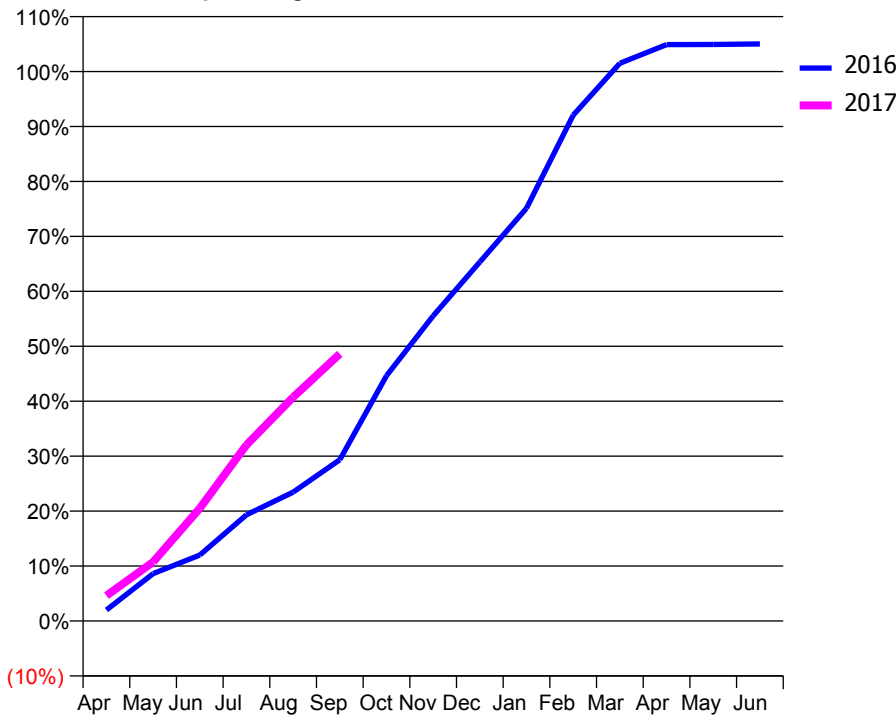
ACCESS*

Patients seen in 24 months	Total	Change since previous quarter
Quarter ending September 2015	3,545	
Quarter ending December 2015	3,909	↑
Quarter ending March 2016	4,169	↑
Quarter ending June 2016	4,160	→
Quarter ending September 2016	4,127	→
Variance since September 2015	16.4%	↑



ACTIVITY

Cumulative percentage of contracted UDA delivered 2016 & 2017



Month	Adjusted Scheduled Activity (UDA)	
	2016	2017
April	195	451
May	840	1,048
June	1,169	2,000
July	1,885	3,123
August	2,287	3,970
September	2,862	4,741
October	4,353	
November	5,414	
December	6,372	
January	7,324	
February	8,975	
March	9,896	
April	10,227	
May	10,228	
June	10,238	

QUALITY

	Quantity	Base Number	Contract	AT	Region	England
% of FP17s for the same patient ID Re-attending within 3 months - Children	44	683	6.4%	11.8%	11.8%	12.4%
% of FP17s for the same patient ID Re-attending within 3 months - Adults	290	2,401	12.1%	17.2%	16.6%	16.7%
% of FP17s for the same patient ID Re-attending between 3 & 9 months - Children	444	683	65.0%	55.4%	60.2%	57.4%
% of FP17s for the same patient ID Re-attending between 3 & 9 months - Adults	1,602	2,401	66.7%	48.7%	52.0%	50.5%
% of FP17s for Band 1 Urgent Courses	172	2,883	6.0%	10.5%	9.4%	9.1%
% of FP17s Relating to Free Repair or Replacements	13	2,883	0.5%	0.6%	0.7%	0.8%
% of FP17s Relating to Continuations	45	2,883	1.6%	1.0%	1.2%	1.3%
% of Patients satisfied with the dentistry they have received	4	4	N/A	94.3%	93.6%	93.2%
% of Patients satisfied with the time they had to wait for an appointment	4	4	N/A	88.1%	89.1%	89.0%

* This is based on patients treated on this contract for their most recent course of treatment. Figures in italics indicate the base number of FP17s or Patient Questionnaire responses are less than 100. N/A is shown where the base number of responses is less than 10 during the period. % is calculated as Quantity/Base number*100

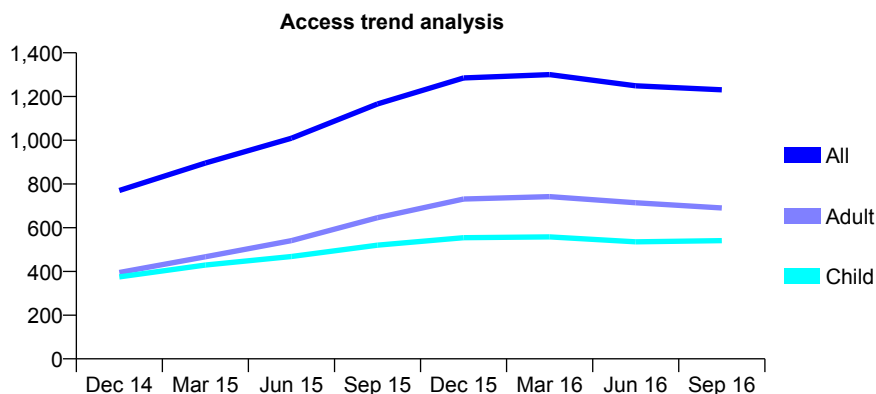
Q67 - Vital Signs At a Glance Contract Report for 165018/0003 - September 2016

Name or company name	Hillton Dentistry
Contract type name	GDS Contract
Purpose of contract	General
Contract start date	09/04/2014
Contract end date	

16/17 Contracted general activity (UDA)	2,899
Carry forward general activity (UDA)	-58
16/17 Contracted orthodontic activity (UOA)	0
Carry forward orthodontic activity (UOA)	0
Baseline contract value	£68,927.40

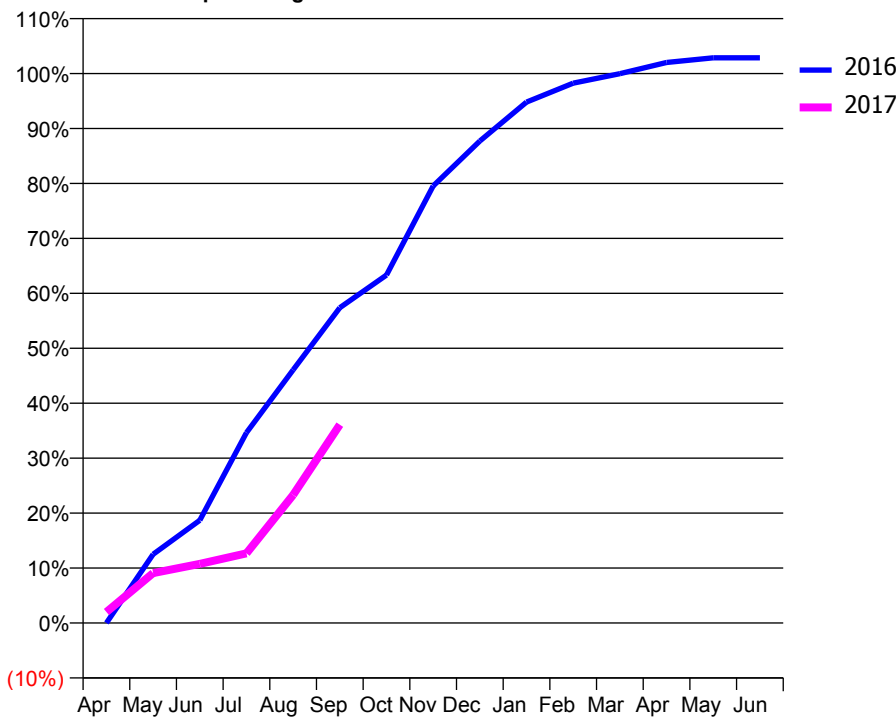
ACCESS*

Patients seen in 24 months	Total	Change since previous quarter
Quarter ending September 2015	1,166	
Quarter ending December 2015	1,285	↑
Quarter ending March 2016	1,300	→
Quarter ending June 2016	1,249	↓
Quarter ending September 2016	1,231	↓
Variance since September 2015	5.6%	↑



ACTIVITY

Cumulative percentage of contracted UDA delivered 2016 & 2017



Adjusted Scheduled Activity (UDA)

Month	2016	2017
April	0	58
May	363	264
June	542	312
July	1,004	368
August	1,336	676
September	1,663	1,047
October	1,836	
November	2,306	
December	2,543	
January	2,748	
February	2,848	
March	2,898	
April	2,957	
May	2,982	
June	2,982	

QUALITY

	Quantity	Base Number	Contract	AT	Region	England
% of FP17s for the same patient ID Re-attending within 3 months - Children	14	315	4.4%	11.8%	11.8%	12.4%
% of FP17s for the same patient ID Re-attending within 3 months - Adults	18	268	6.7%	17.2%	16.6%	16.7%
% of FP17s for the same patient ID Re-attending between 3 & 9 months - Children	129	315	41.0%	55.4%	60.2%	57.4%
% of FP17s for the same patient ID Re-attending between 3 & 9 months - Adults	119	268	44.4%	48.7%	52.0%	50.5%
% of FP17s for Band 1 Urgent Courses	18	521	3.5%	10.5%	9.4%	9.1%
% of FP17s Relating to Free Repair or Replacements	1	521	0.2%	0.6%	0.7%	0.8%
% of FP17s Relating to Continuations	2	521	0.4%	1.0%	1.2%	1.3%
% of Patients satisfied with the dentistry they have received	0	0	N/A	94.3%	93.6%	93.2%
% of Patients satisfied with the time they had to wait for an appointment	0	0	N/A	88.1%	89.1%	89.0%

* This is based on patients treated on this contract for their most recent course of treatment. Figures in italics indicate the base number of FP17s or Patient Questionnaire responses are less than 100. N/A is shown where the base number of responses is less than 10 during the period. % is calculated as Quantity/Base number*100

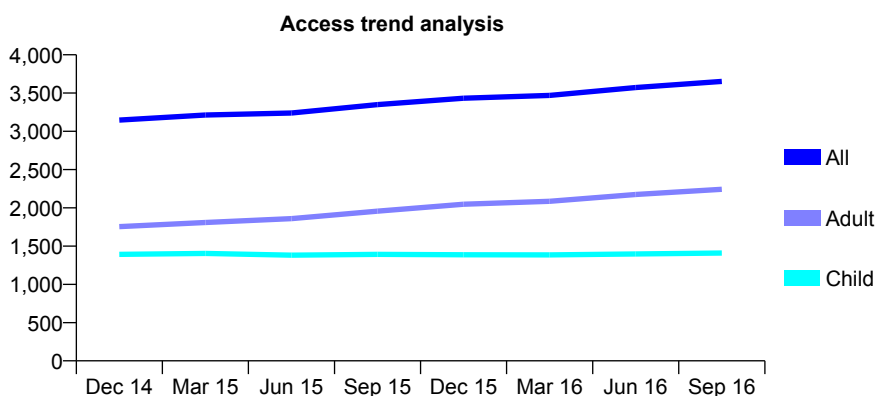
Q67 - Vital Signs At a Glance Contract Report for 165417/0001 - September 2016

Name or company name	Lavender Dental Care Ltd
Contract type name	GDS Contract
Purpose of contract	General
Contract start date	01/04/2011
Contract end date	

16/17 Contracted general activity (UDA)	9,627
Carry forward general activity (UDA)	180
16/17 Contracted orthodontic activity (UOA)	0
Carry forward orthodontic activity (UOA)	0
Baseline contract value	£242,739.43

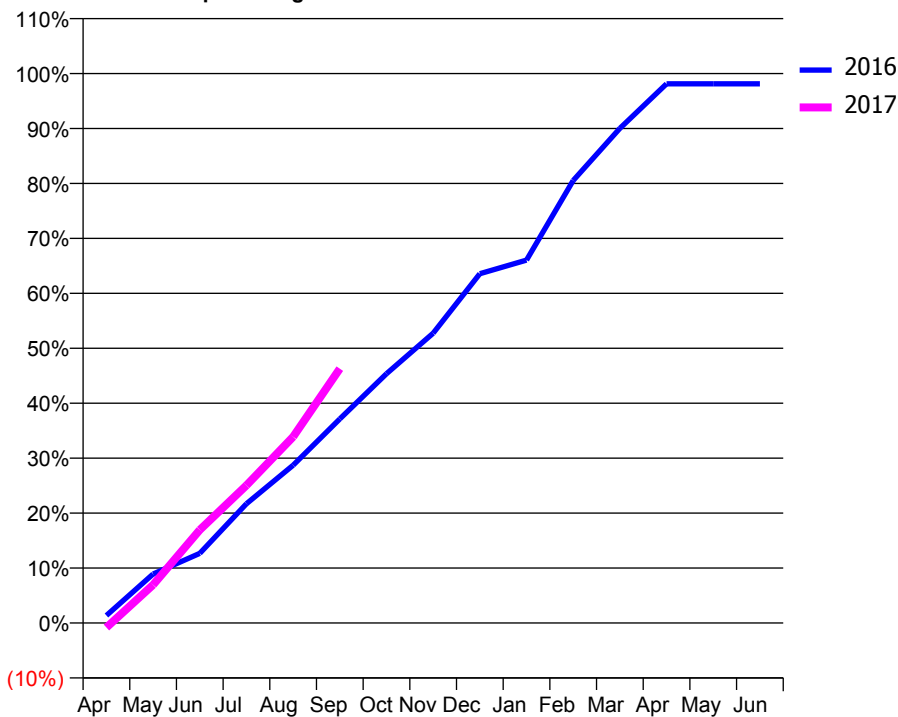
ACCESS*

Patients seen in 24 months	Total	Change since previous quarter
Quarter ending September 2015	3,349	
Quarter ending December 2015	3,433	↑
Quarter ending March 2016	3,470	→
Quarter ending June 2016	3,572	↑
Quarter ending September 2016	3,652	↑
Variance since September 2015	9.0%	↑



ACTIVITY

Cumulative percentage of contracted UDA delivered 2016 & 2017



Month	Adjusted Scheduled Activity (UDA)	
	2016	2017
April	133	-80
May	858	670
June	1,221	1,632
July	2,091	2,412
August	2,764	3,262
September	3,575	4,455
October	4,366	
November	5,077	
December	6,119	
January	6,357	
February	7,754	
March	8,667	
April	9,446	
May	9,446	
June	9,447	

QUALITY

	Quantity	Base Number	Contract	AT	Region	England
% of FP17s for the same patient ID Re-attending within 3 months - Children	85	1,199	7.1%	11.8%	11.8%	12.4%
% of FP17s for the same patient ID Re-attending within 3 months - Adults	201	1,669	12.0%	17.2%	16.6%	16.7%
% of FP17s for the same patient ID Re-attending between 3 & 9 months - Children	757	1,199	63.1%	55.4%	60.2%	57.4%
% of FP17s for the same patient ID Re-attending between 3 & 9 months - Adults	938	1,669	56.2%	48.7%	52.0%	50.5%
% of FP17s for Band 1 Urgent Courses	137	2,075	6.6%	10.5%	9.4%	9.1%
% of FP17s Relating to Free Repair or Replacements	21	2,075	1.0%	0.6%	0.7%	0.8%
% of FP17s Relating to Continuations	19	2,075	0.9%	1.0%	1.2%	1.3%
% of Patients satisfied with the dentistry they have received	5	6	N/A	94.3%	93.6%	93.2%
% of Patients satisfied with the time they had to wait for an appointment	5	6	N/A	88.1%	89.1%	89.0%

* This is based on patients treated on this contract for their most recent course of treatment. Figures in italics indicate the base number of FP17s or Patient Questionnaire responses are less than 100. N/A is shown where the base number of responses is less than 10 during the period. % is calculated as Quantity/Base number*100

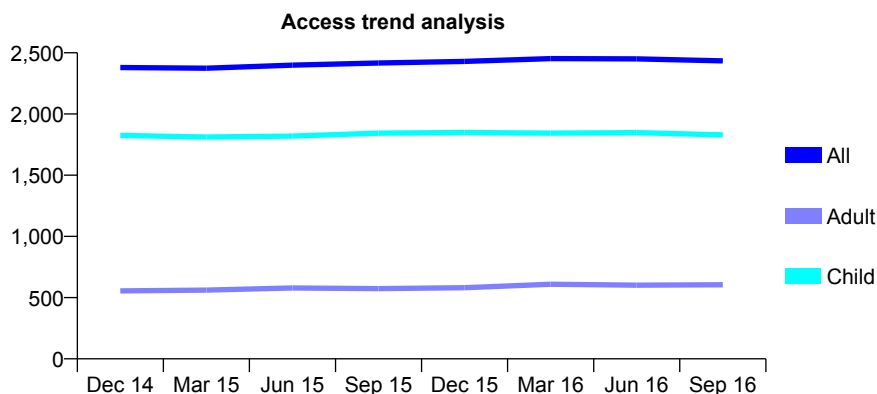
Q67 - Vital Signs At a Glance Contract Report for 166758/0001 - September 2016

Name or company name	The Blockley Partnership
Contract type name	GDS Contract
Purpose of contract	General
Contract start date	01/04/2011
Contract end date	

16/17 Contracted general activity (UDA)	5,213
Carry forward general activity (UDA)	6
16/17 Contracted orthodontic activity (UOA)	0
Carry forward orthodontic activity (UOA)	0
Baseline contract value	£127,459.90

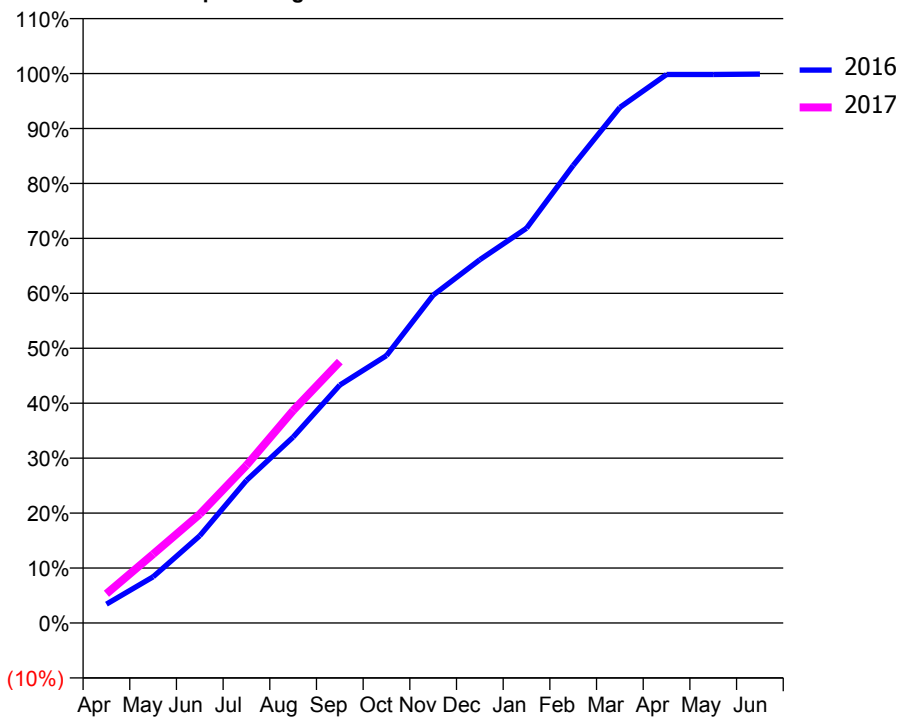
ACCESS*

Patients seen in 24 months	Total	Change since previous quarter
Quarter ending September 2015	2,417	
Quarter ending December 2015	2,430	→
Quarter ending March 2016	2,453	→
Quarter ending June 2016	2,450	→
Quarter ending September 2016	2,434	→
Variance since September 2015	0.7%	→



ACTIVITY

Cumulative percentage of contracted UDA delivered 2016 & 2017



Month	2016	2017
April	180	278
May	439	653
June	828	1,033
July	1,353	1,495
August	1,764	2,016
September	2,257	2,481
October	2,537	
November	3,110	
December	3,446	
January	3,746	
February	4,341	
March	4,891	
April	5,204	
May	5,204	
June	5,207	

QUALITY

	Quantity	Base Number	Contract	AT	Region	England
% of FP17s for the same patient ID Re-attending within 3 months - Children	129	1,544	8.4%	11.8%	11.8%	12.4%
% of FP17s for the same patient ID Re-attending within 3 months - Adults	28	331	8.5%	17.2%	16.6%	16.7%
% of FP17s for the same patient ID Re-attending between 3 & 9 months - Children	1,010	1,544	65.4%	55.4%	60.2%	57.4%
% of FP17s for the same patient ID Re-attending between 3 & 9 months - Adults	161	331	48.6%	48.7%	52.0%	50.5%
% of FP17s for Band 1 Urgent Courses	48	1,690	2.8%	10.5%	9.4%	9.1%
% of FP17s Relating to Free Repair or Replacements	0	1,690	0.0%	0.6%	0.7%	0.8%
% of FP17s Relating to Continuations	1	1,690	0.1%	1.0%	1.2%	1.3%
% of Patients satisfied with the dentistry they have received	4	4	N/A	94.3%	93.6%	93.2%
% of Patients satisfied with the time they had to wait for an appointment	4	4	N/A	88.1%	89.1%	89.0%

* This is based on patients treated on this contract for their most recent course of treatment. Figures in italics indicate the base number of FP17s or Patient Questionnaire responses are less than 100. N/A is shown where the base number of responses is less than 10 during the period. % is calculated as Quantity/Base number*100

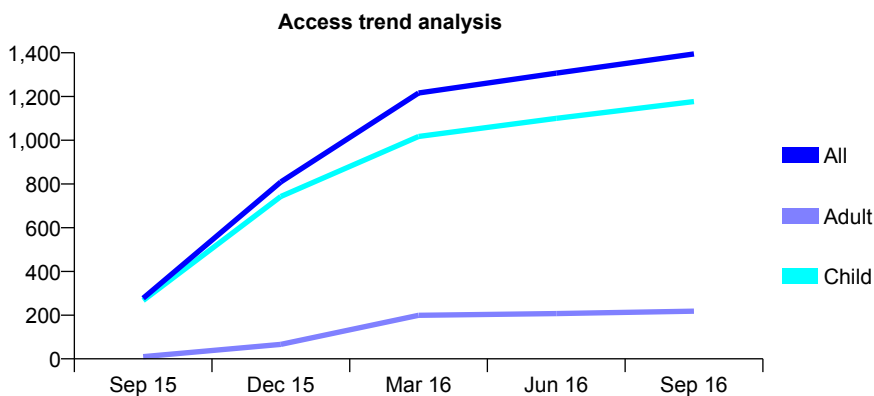
Q67 - Vital Signs At a Glance Contract Report for 171204/0001 - September 2016

Name or company name	Manzoor and Shah
Contract type name	GDS Contract
Purpose of contract	General
Contract start date	01/08/2015
Contract end date	

16/17 Contracted general activity (UDA)	3,946
Carry forward general activity (UDA)	-79
16/17 Contracted orthodontic activity (UOA)	0
Carry forward orthodontic activity (UOA)	0
Baseline contract value	£96,481.26

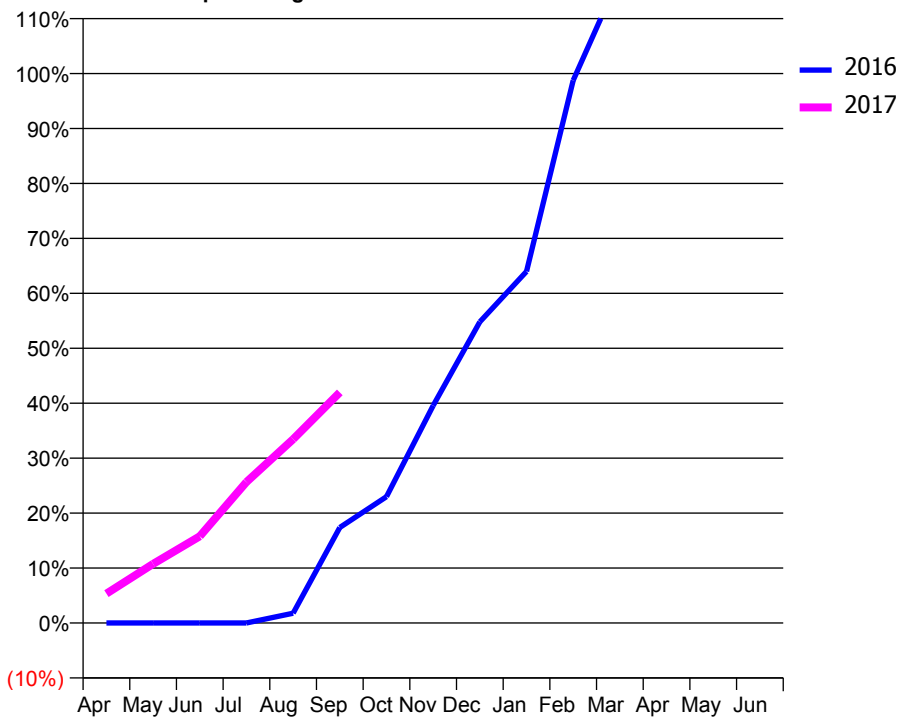
ACCESS*

Patients seen in 24 months	Total	Change since previous quarter
Quarter ending September 2015	277	
Quarter ending December 2015	809	↑
Quarter ending March 2016	1,216	↑
Quarter ending June 2016	1,307	↑
Quarter ending September 2016	1,395	↑
Variance since September 2015	403.6%	↑



ACTIVITY

Cumulative percentage of contracted UDA delivered 2016 & 2017



Month	Adjusted Scheduled Activity (UDA)	
	2016	2017
April	0	211
May	0	425
June	0	623
July	0	1,013
August	41	1,320
September	400	1,657
October	529	
November	910	
December	1,261	
January	1,472	
February	2,272	
March	2,710	
April	2,967	
May	2,977	
June	2,977	

QUALITY

	Quantity	Base Number	Contract	AT	Region	England
% of FP17s for the same patient ID Re-attending within 3 months - Children	78	1,014	7.7%	11.8%	11.8%	12.4%
% of FP17s for the same patient ID Re-attending within 3 months - Adults	8	66	12.1%	17.2%	16.6%	16.7%
% of FP17s for the same patient ID Re-attending between 3 & 9 months - Children	598	1,014	59.0%	55.4%	60.2%	57.4%
% of FP17s for the same patient ID Re-attending between 3 & 9 months - Adults	23	66	34.8%	48.7%	52.0%	50.5%
% of FP17s for Band 1 Urgent Courses	23	923	2.5%	10.5%	9.4%	9.1%
% of FP17s Relating to Free Repair or Replacements	0	923	0.0%	0.6%	0.7%	0.8%
% of FP17s Relating to Continuations	0	923	0.0%	1.0%	1.2%	1.3%
% of Patients satisfied with the dentistry they have received	2	2	N/A	94.3%	93.6%	93.2%
% of Patients satisfied with the time they had to wait for an appointment	2	2	N/A	88.1%	89.1%	89.0%

* This is based on patients treated on this contract for their most recent course of treatment. Figures in italics indicate the base number of FP17s or Patient Questionnaire responses are less than 100. N/A is shown where the base number of responses is less than 10 during the period. % is calculated as Quantity/Base number*100

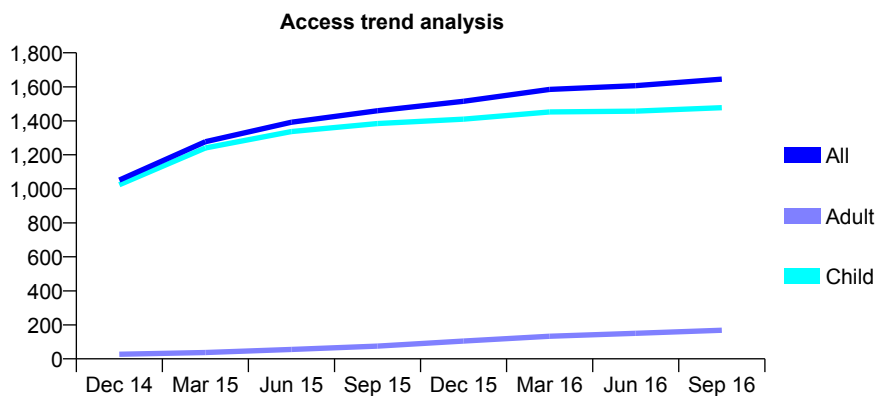
Q67 - Vital Signs At a Glance Contract Report for 172111/0002 - September 2016

Name or company name	Rainham Dental Surgery
Contract type name	GDS Contract
Purpose of contract	General
Contract start date	05/06/2014
Contract end date	

16/17 Contracted general activity (UDA)	3,250
Carry forward general activity (UDA)	117
16/17 Contracted orthodontic activity (UOA)	0
Carry forward orthodontic activity (UOA)	0
Baseline contract value	£81,953.31

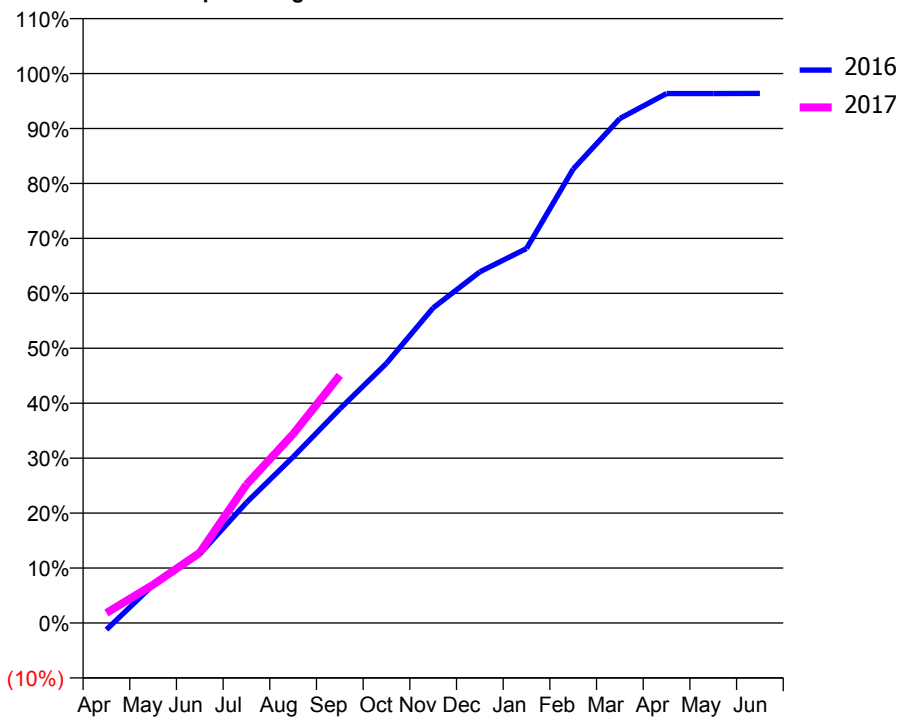
ACCESS*

Patients seen in 24 months	Total	Change since previous quarter
Quarter ending September 2015	1,459	
Quarter ending December 2015	1,515	↑
Quarter ending March 2016	1,585	↑
Quarter ending June 2016	1,607	→
Quarter ending September 2016	1,645	↑
Variance since September 2015	12.7%	↑



ACTIVITY

Cumulative percentage of contracted UDA delivered 2016 & 2017



Month	Adjusted Scheduled Activity (UDA)	
	2016	2017
April	-40	59
May	225	227
June	408	416
July	713	819
August	982	1,118
September	1,266	1,465
October	1,536	
November	1,864	
December	2,077	
January	2,215	
February	2,685	
March	2,984	
April	3,132	
May	3,132	
June	3,133	

QUALITY

	Quantity	Base Number	Contract	AT	Region	England
% of FP17s for the same patient ID Re-attending within 3 months - Children	79	1,272	6.2%	11.8%	11.8%	12.4%
% of FP17s for the same patient ID Re-attending within 3 months - Adults	1	51	2.0%	17.2%	16.6%	16.7%
% of FP17s for the same patient ID Re-attending between 3 & 9 months - Children	861	1,272	67.7%	55.4%	60.2%	57.4%
% of FP17s for the same patient ID Re-attending between 3 & 9 months - Adults	30	51	58.8%	48.7%	52.0%	50.5%
% of FP17s for Band 1 Urgent Courses	23	1,216	1.9%	10.5%	9.4%	9.1%
% of FP17s Relating to Free Repair or Replacements	0	1,216	0.0%	0.6%	0.7%	0.8%
% of FP17s Relating to Continuations	1	1,216	0.1%	1.0%	1.2%	1.3%
% of Patients satisfied with the dentistry they have received	1	1	N/A	94.3%	93.6%	93.2%
% of Patients satisfied with the time they had to wait for an appointment	1	1	N/A	88.1%	89.1%	89.0%

* This is based on patients treated on this contract for their most recent course of treatment. Figures in italics indicate the base number of FP17s or Patient Questionnaire responses are less than 100. N/A is shown where the base number of responses is less than 10 during the period. % is calculated as Quantity/Base number*100

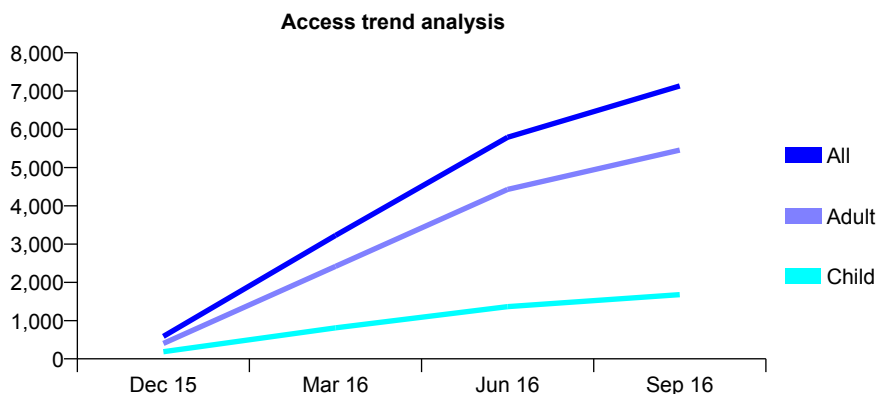
Q67 - Vital Signs At a Glance Contract Report for 175153/0001 - September 2016

Name or company name	Harbour Dental Practice Partnership
Contract type name	GDS Contract
Purpose of contract	General
Contract start date	01/12/2015
Contract end date	

16/17 Contracted general activity (UDA)	34,114
Carry forward general activity (UDA)	0
16/17 Contracted orthodontic activity (UOA)	0
Carry forward orthodontic activity (UOA)	0
Baseline contract value	£938,728.43

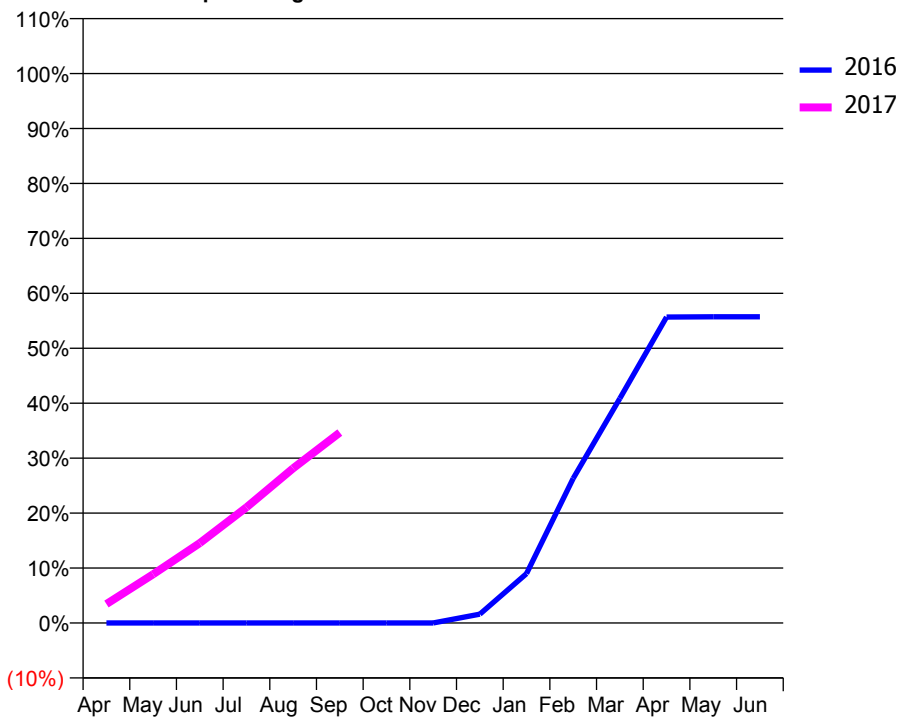
ACCESS*

Patients seen in 24 months	Total	Change since previous quarter
Quarter ending September 2015	0	
Quarter ending December 2015	588	↑
Quarter ending March 2016	3,226	↑
Quarter ending June 2016	5,792	↑
Quarter ending September 2016	7,133	↑
Variance since September 2015	N/A	



ACTIVITY

Cumulative percentage of contracted UDA delivered 2016 & 2017



Month	Adjusted Scheduled Activity (UDA)	
	2016	2017
April	0	1,177
May	0	3,030
June	0	4,961
July	0	7,183
August	0	9,604
September	0	11,827
October	0	
November	0	
December	184	
January	1,023	
February	2,993	
March	4,649	
April	6,332	
May	6,337	
June	6,338	

QUALITY

	Quantity	Base Number	Contract	AT	Region	England
% of FP17s for the same patient ID Re-attending within 3 months - Children	88	1,567	5.6%	11.8%	11.8%	12.4%
% of FP17s for the same patient ID Re-attending within 3 months - Adults	543	5,337	10.2%	17.2%	16.6%	16.7%
% of FP17s for the same patient ID Re-attending between 3 & 9 months - Children	395	1,567	25.2%	55.4%	60.2%	57.4%
% of FP17s for the same patient ID Re-attending between 3 & 9 months - Adults	1,289	5,337	24.2%	48.7%	52.0%	50.5%
% of FP17s for Band 1 Urgent Courses	430	5,998	7.2%	10.5%	9.4%	9.1%
% of FP17s Relating to Free Repair or Replacements	27	5,998	0.5%	0.6%	0.7%	0.8%
% of FP17s Relating to Continuations	95	5,998	1.6%	1.0%	1.2%	1.3%
% of Patients satisfied with the dentistry they have received	6	6	N/A	94.3%	93.6%	93.2%
% of Patients satisfied with the time they had to wait for an appointment	6	6	N/A	88.1%	89.1%	89.0%

* This is based on patients treated on this contract for their most recent course of treatment. Figures in italics indicate the base number of FP17s or Patient Questionnaire responses are less than 100. N/A is shown where the base number of responses is less than 10 during the period. % is calculated as Quantity/Base number*100

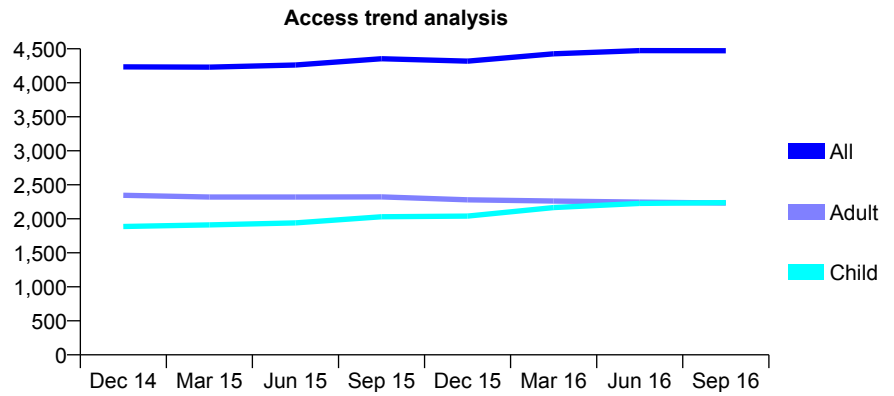
Q67 - Vital Signs At a Glance Contract Report for 175420/0004 - September 2016

Name or company name	Simon Collins Community Dental Service
Contract type name	PDS Contract
Purpose of contract	General
Contract start date	01/12/2012
Contract end date	31/03/2017

16/17 Contracted general activity (UDA)	14,592
Carry forward general activity (UDA)	0
16/17 Contracted orthodontic activity (UOA)	0
Carry forward orthodontic activity (UOA)	0
Baseline contract value	£1,722,488.98

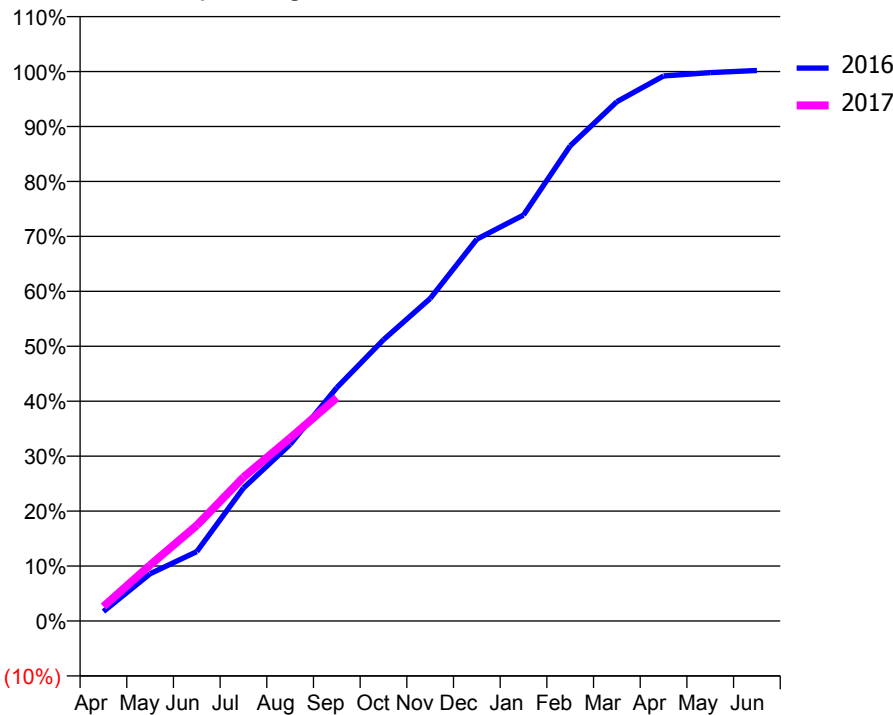
ACCESS*

Patients seen in 24 months	Total	Change since previous quarter
Quarter ending September 2015	4,353	
Quarter ending December 2015	4,319	→
Quarter ending March 2016	4,426	↑
Quarter ending June 2016	4,473	→
Quarter ending September 2016	4,472	→
Variance since September 2015	2.7%	↑



ACTIVITY

Cumulative percentage of contracted UDA delivered 2016 & 2017



Month	Adjusted Scheduled Activity (UDA)	
	2016	2017
April	252	383
May	1,256	1,485
June	1,844	2,542
July	3,533	3,818
August	4,691	4,861
September	6,199	5,930
October	7,471	
November	8,563	
December	10,139	
January	10,780	
February	12,620	
March	13,789	
April	14,474	
May	14,563	
June	14,619	

QUALITY

	Quantity	Base Number	Contract	AT	Region	England
% of FP17s for the same patient ID Re-attending within 3 months - Children	223	1,981	11.3%	11.8%	11.8%	12.4%
% of FP17s for the same patient ID Re-attending within 3 months - Adults	272	1,407	19.3%	17.2%	16.6%	16.7%
% of FP17s for the same patient ID Re-attending between 3 & 9 months - Children	638	1,981	32.2%	55.4%	60.2%	57.4%
% of FP17s for the same patient ID Re-attending between 3 & 9 months - Adults	565	1,407	40.2%	48.7%	52.0%	50.5%
% of FP17s for Band 1 Urgent Courses	242	2,961	8.2%	10.5%	9.4%	9.1%
% of FP17s Relating to Free Repair or Replacements	6	2,961	0.2%	0.6%	0.7%	0.8%
% of FP17s Relating to Continuations	49	2,961	1.7%	1.0%	1.2%	1.3%
% of Patients satisfied with the dentistry they have received	3	3	N/A	94.3%	93.6%	93.2%
% of Patients satisfied with the time they had to wait for an appointment	2	3	N/A	88.1%	89.1%	89.0%

* This is based on patients treated on this contract for their most recent course of treatment. Figures in italics indicate the base number of FP17s or Patient Questionnaire responses are less than 100. N/A is shown where the base number of responses is less than 10 during the period. % is calculated as Quantity/Base number*100

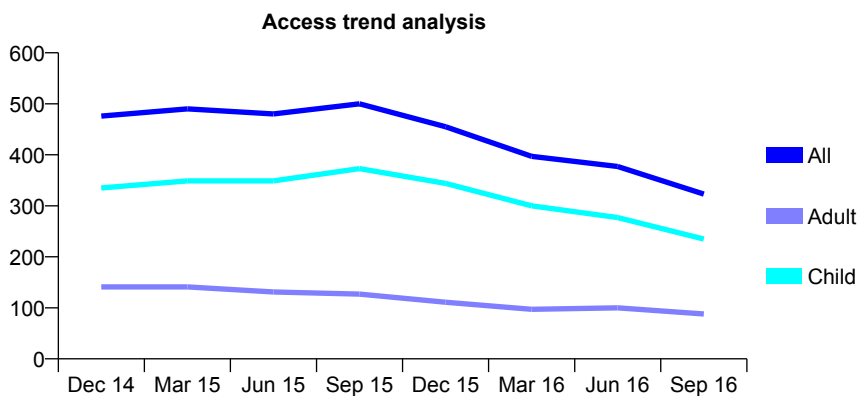
Q67 - Vital Signs At a Glance Contract Report for 175420/0005 - September 2016

Name or company name	Simon Collins Community Dental Service
Contract type name	PDS Contract
Purpose of contract	General
Contract start date	01/12/2012
Contract end date	31/03/2017

16/17 Contracted general activity (UDA)	1,200
Carry forward general activity (UDA)	0
16/17 Contracted orthodontic activity (UOA)	0
Carry forward orthodontic activity (UOA)	0
Baseline contract value	£106,754.93

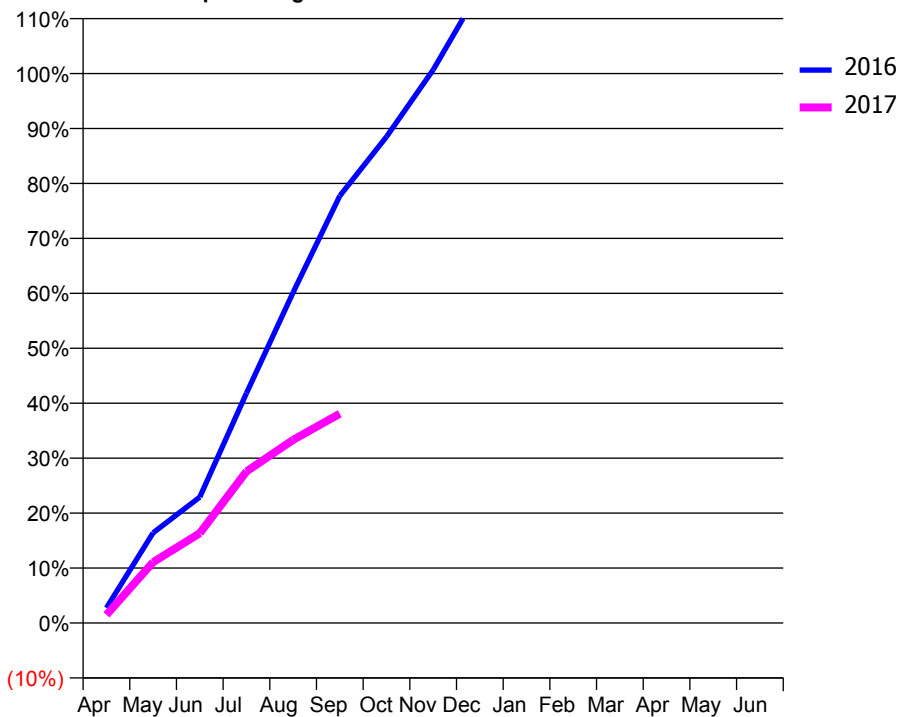
ACCESS*

Patients seen in 24 months	Total	Change since previous quarter
Quarter ending September 2015	500	
Quarter ending December 2015	455	↓
Quarter ending March 2016	397	↓
Quarter ending June 2016	377	↓
Quarter ending September 2016	323	↓
Variance since September 2015	(35.4%)	↓



ACTIVITY

Cumulative percentage of contracted UDA delivered 2016 & 2017



Adjusted Scheduled Activity (UDA)

Month	2016	2017
April	33	18
May	197	133
June	275	196
July	502	331
August	722	400
September	933	457
October	1,062	-
November	1,208	-
December	1,383	-
January	1,448	-
February	1,631	-
March	1,714	-
April	1,763	-
May	1,787	-
June	1,791	-

QUALITY

	Quantity	Base Number	Contract	AT	Region	England
% of FP17s for the same patient ID Re-attending within 3 months - Children	2	120	1.7%	11.8%	11.8%	12.4%
% of FP17s for the same patient ID Re-attending within 3 months - Adults	1	43	2.3%	17.2%	16.6%	16.7%
% of FP17s for the same patient ID Re-attending between 3 & 9 months - Children	2	120	1.7%	55.4%	60.2%	57.4%
% of FP17s for the same patient ID Re-attending between 3 & 9 months - Adults	2	43	4.7%	48.7%	52.0%	50.5%
% of FP17s for Band 1 Urgent Courses	0	140	0.0%	10.5%	9.4%	9.1%
% of FP17s Relating to Free Repair or Replacements	0	140	0.0%	0.6%	0.7%	0.8%
% of FP17s Relating to Continuations	1	140	0.7%	1.0%	1.2%	1.3%
% of Patients satisfied with the dentistry they have received	0	0	N/A	94.3%	93.6%	93.2%
% of Patients satisfied with the time they had to wait for an appointment	0	0	N/A	88.1%	89.1%	89.0%

* This is based on patients treated on this contract for their most recent course of treatment. Figures in italics indicate the base number of FP17s or Patient Questionnaire responses are less than 100. N/A is shown where the base number of responses is less than 10 during the period. % is calculated as Quantity/Base number*100

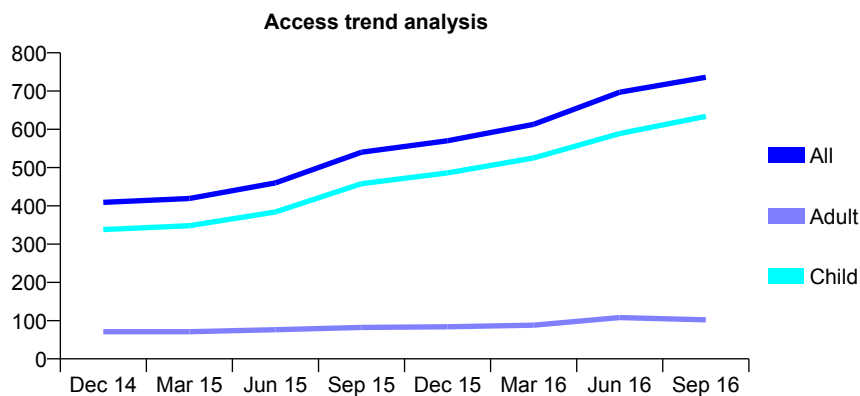
Q67 - Vital Signs At a Glance Contract Report for 175420/0006 - September 2016

Name or company name	Simon Collins Community Dental Service
Contract type name	PDS Contract
Purpose of contract	General
Contract start date	01/12/2012
Contract end date	31/03/2017

16/17 Contracted general activity (UDA)	2,358
Carry forward general activity (UDA)	0
16/17 Contracted orthodontic activity (UOA)	0
Carry forward orthodontic activity (UOA)	0
Baseline contract value	£717,501.26

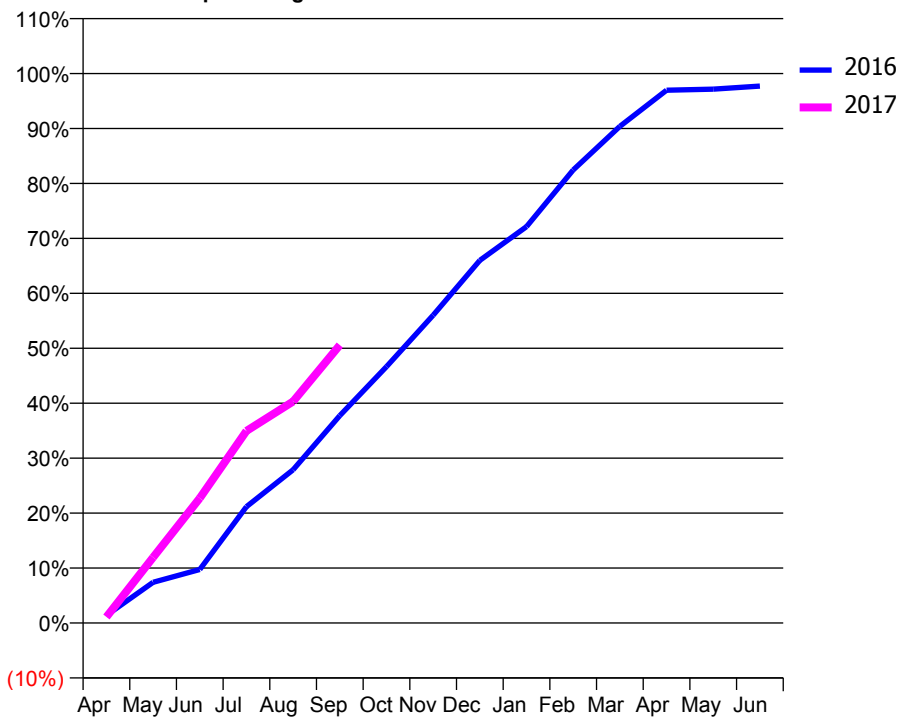
ACCESS*

Patients seen in 24 months	Total	Change since previous quarter
Quarter ending September 2015	540	
Quarter ending December 2015	570	↑
Quarter ending March 2016	613	↑
Quarter ending June 2016	697	↑
Quarter ending September 2016	736	↑
Variance since September 2015	36.3%	↑



ACTIVITY

Cumulative percentage of contracted UDA delivered 2016 & 2017



Adjusted Scheduled Activity (UDA)

Month	2016	2017
April	33	26
May	175	282
June	230	536
July	499	824
August	658	951
September	890	1,193
October	1,100	
November	1,321	
December	1,556	
January	1,701	
February	1,944	
March	2,131	
April	2,286	
May	2,291	
June	2,304	

QUALITY

	Quantity	Base Number	Contract	AT	Region	England
% of FP17s for the same patient ID Re-attending within 3 months - Children	1	416	0.2%	11.8%	11.8%	12.4%
% of FP17s for the same patient ID Re-attending within 3 months - Adults	0	55	0.0%	17.2%	16.6%	16.7%
% of FP17s for the same patient ID Re-attending between 3 & 9 months - Children	1	416	0.2%	55.4%	60.2%	57.4%
% of FP17s for the same patient ID Re-attending between 3 & 9 months - Adults	2	55	3.6%	48.7%	52.0%	50.5%
% of FP17s for Band 1 Urgent Courses	0	402	0.0%	10.5%	9.4%	9.1%
% of FP17s Relating to Free Repair or Replacements	0	402	0.0%	0.6%	0.7%	0.8%
% of FP17s Relating to Continuations	4	402	1.0%	1.0%	1.2%	1.3%
% of Patients satisfied with the dentistry they have received	2	2	N/A	94.3%	93.6%	93.2%
% of Patients satisfied with the time they had to wait for an appointment	1	2	N/A	88.1%	89.1%	89.0%

* This is based on patients treated on this contract for their most recent course of treatment. Figures in italics indicate the base number of FP17s or Patient Questionnaire responses are less than 100. N/A is shown where the base number of responses is less than 10 during the period. % is calculated as Quantity/Base number*100

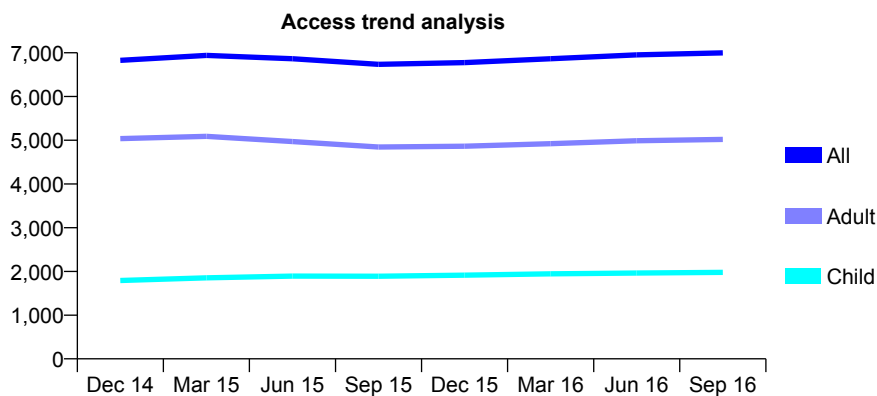
Q67 - Vital Signs At a Glance Contract Report for 176125/0001 - September 2016

Name or company name	Uddin & Akhtar
Contract type name	GDS Contract
Purpose of contract	General
Contract start date	01/01/2011
Contract end date	

16/17 Contracted general activity (UDA)	20,060
Carry forward general activity (UDA)	-66
16/17 Contracted orthodontic activity (UOA)	0
Carry forward orthodontic activity (UOA)	0
Baseline contract value	£548,884.61

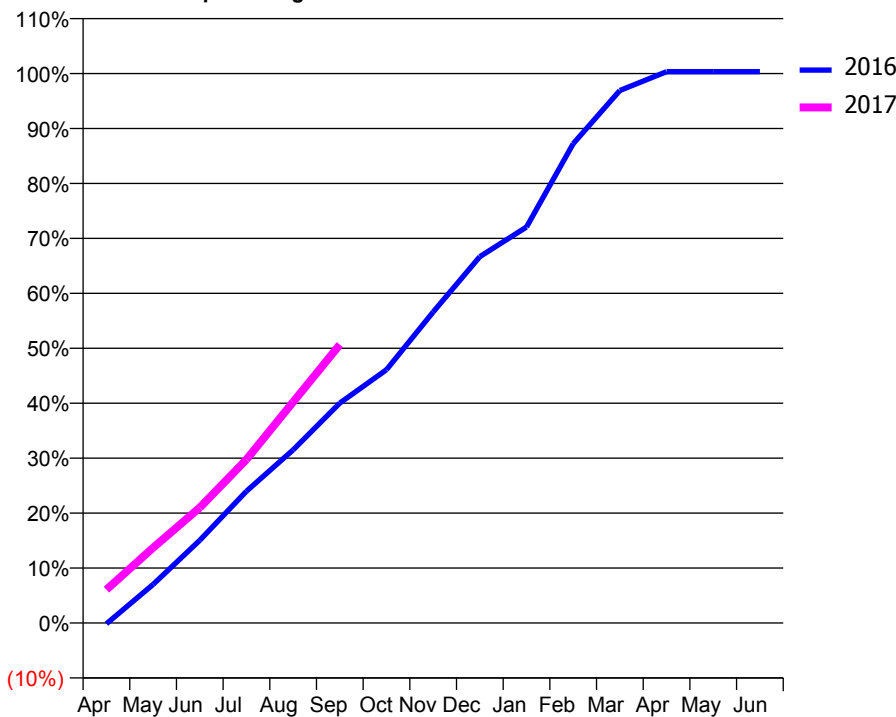
ACCESS*

Patients seen in 24 months	Total	Change since previous quarter
Quarter ending September 2015	6,737	
Quarter ending December 2015	6,777	→
Quarter ending March 2016	6,863	→
Quarter ending June 2016	6,952	→
Quarter ending September 2016	6,997	→
Variance since September 2015	3.9%	↑



ACTIVITY

Cumulative percentage of contracted UDA delivered 2016 & 2017



Month	Adjusted Scheduled Activity (UDA)	
	2016	2017
April	-34	1,217
May	1,408	2,746
June	3,022	4,215
July	4,812	5,969
August	6,321	8,071
September	8,029	10,160
October	9,245	
November	11,355	
December	13,376	
January	14,454	
February	17,499	
March	19,440	
April	20,126	
May	20,126	
June	20,126	

QUALITY

	Quantity	Base Number	Contract	AT	Region	England
% of FP17s for the same patient ID Re-attending within 3 months - Children	100	1,509	6.6%	11.8%	11.8%	12.4%
% of FP17s for the same patient ID Re-attending within 3 months - Adults	431	3,443	12.5%	17.2%	16.6%	16.7%
% of FP17s for the same patient ID Re-attending between 3 & 9 months - Children	802	1,509	53.1%	55.4%	60.2%	57.4%
% of FP17s for the same patient ID Re-attending between 3 & 9 months - Adults	1,799	3,443	52.3%	48.7%	52.0%	50.5%
% of FP17s for Band 1 Urgent Courses	349	4,427	7.9%	10.5%	9.4%	9.1%
% of FP17s Relating to Free Repair or Replacements	30	4,427	0.7%	0.6%	0.7%	0.8%
% of FP17s Relating to Continuations	21	4,427	0.5%	1.0%	1.2%	1.3%
% of Patients satisfied with the dentistry they have received	5	6	N/A	94.3%	93.6%	93.2%
% of Patients satisfied with the time they had to wait for an appointment	5	6	N/A	88.1%	89.1%	89.0%

* This is based on patients treated on this contract for their most recent course of treatment. Figures in italics indicate the base number of FP17s or Patient Questionnaire responses are less than 100. N/A is shown where the base number of responses is less than 10 during the period. % is calculated as Quantity/Base number*100

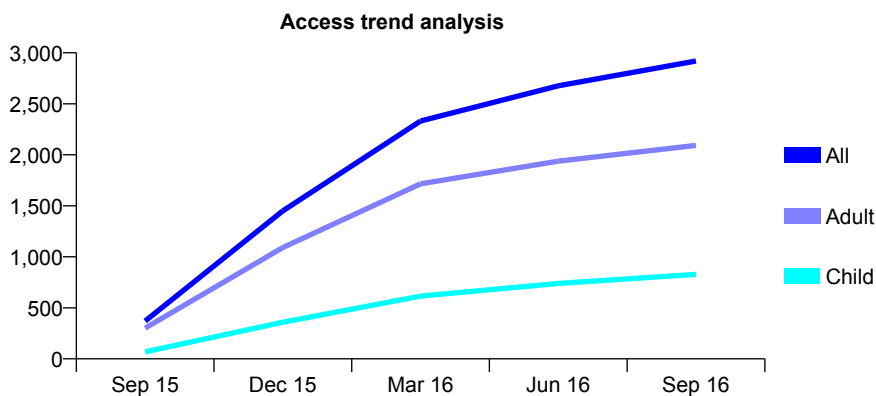
Q67 - Vital Signs At a Glance Contract Report for 176680/0001 - September 2016

Name or company name	Tricon House Dental Practice
Contract type name	GDS Contract
Purpose of contract	General
Contract start date	01/09/2015
Contract end date	

16/17 Contracted general activity (UDA)	8,599
Carry forward general activity (UDA)	-40
16/17 Contracted orthodontic activity (UOA)	0
Carry forward orthodontic activity (UOA)	0
Baseline contract value	£210,248.94

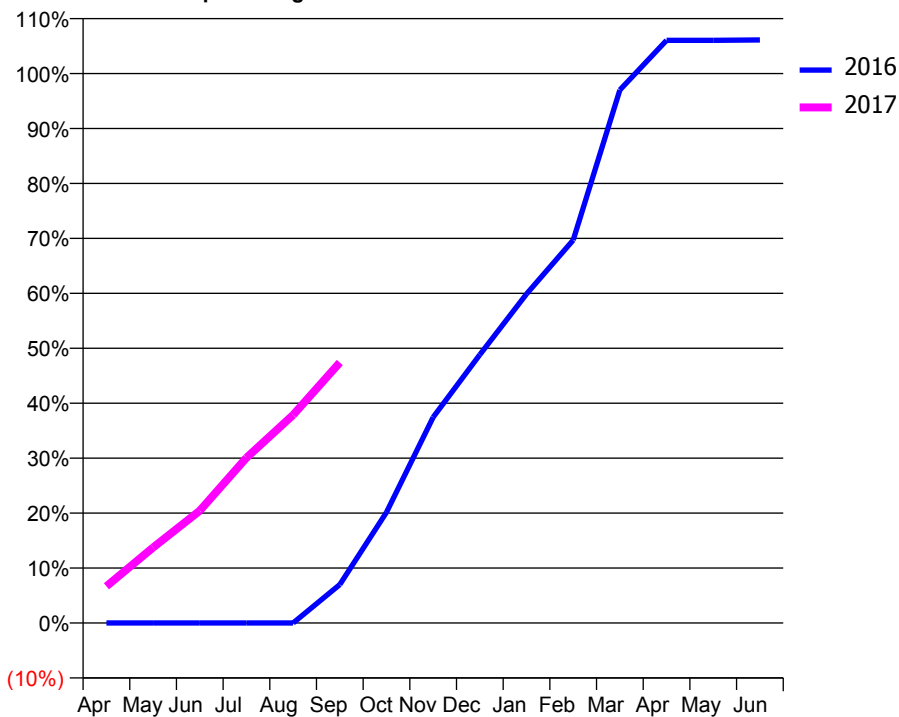
ACCESS*

Patients seen in 24 months	Total	Change since previous quarter
Quarter ending September 2015	370	
Quarter ending December 2015	1,450	↑
Quarter ending March 2016	2,331	↑
Quarter ending June 2016	2,677	↑
Quarter ending September 2016	2,920	↑
Variance since September 2015	689.2%	↑



ACTIVITY

Cumulative percentage of contracted UDA delivered 2016 & 2017



Month	Adjusted Scheduled Activity (UDA)	
	2016	2017
April	0	575
May	0	1,181
June	0	1,757
July	0	2,587
August	0	3,256
September	351	4,076
October	1,011	
November	1,879	
December	2,450	
January	3,003	
February	3,496	
March	4,865	
April	5,319	
May	5,319	
June	5,322	

QUALITY

	Quantity	Base Number	Contract	AT	Region	England
% of FP17s for the same patient ID Re-attending within 3 months - Children	34	691	4.9%	11.8%	11.8%	12.4%
% of FP17s for the same patient ID Re-attending within 3 months - Adults	292	1,949	15.0%	17.2%	16.6%	16.7%
% of FP17s for the same patient ID Re-attending between 3 & 9 months - Children	368	691	53.3%	55.4%	60.2%	57.4%
% of FP17s for the same patient ID Re-attending between 3 & 9 months - Adults	1,174	1,949	60.2%	48.7%	52.0%	50.5%
% of FP17s for Band 1 Urgent Courses	134	2,414	5.6%	10.5%	9.4%	9.1%
% of FP17s Relating to Free Repair or Replacements	1	2,414	0.0%	0.6%	0.7%	0.8%
% of FP17s Relating to Continuations	41	2,414	1.7%	1.0%	1.2%	1.3%
% of Patients satisfied with the dentistry they have received	9	9	N/A	94.3%	93.6%	93.2%
% of Patients satisfied with the time they had to wait for an appointment	9	9	N/A	88.1%	89.1%	89.0%

* This is based on patients treated on this contract for their most recent course of treatment. Figures in italics indicate the base number of FP17s or Patient Questionnaire responses are less than 100. N/A is shown where the base number of responses is less than 10 during the period. % is calculated as Quantity/Base number*100

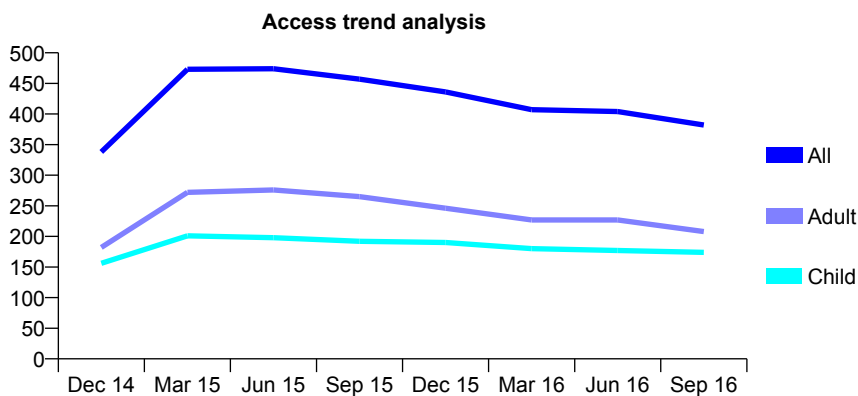
Q67 - Vital Signs At a Glance Contract Report for 181579/0001 - September 2016

Name or company name	MR M MITIC
Contract type name	GDS Contract
Purpose of contract	General
Contract start date	01/01/2014
Contract end date	

16/17 Contracted general activity (UDA)	2,435
Carry forward general activity (UDA)	0
16/17 Contracted orthodontic activity (UOA)	0
Carry forward orthodontic activity (UOA)	0
Baseline contract value	£60,634.27

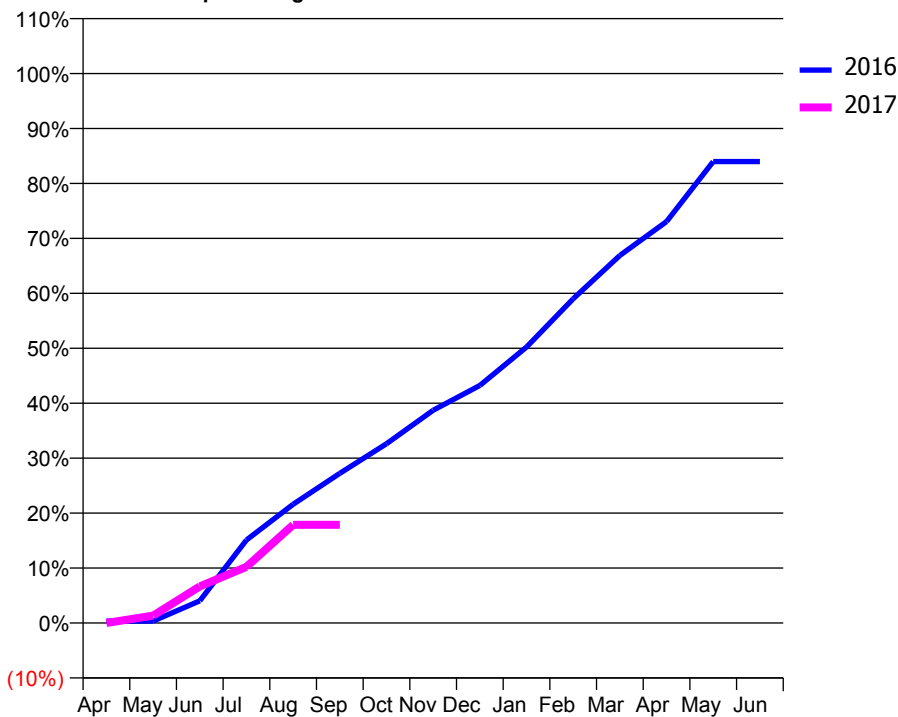
ACCESS*

Patients seen in 24 months	Total	Change since previous quarter
Quarter ending September 2015	457	
Quarter ending December 2015	436	↓
Quarter ending March 2016	407	↓
Quarter ending June 2016	404	→
Quarter ending September 2016	382	↓
Variance since September 2015	(16.4%)	↓



ACTIVITY

Cumulative percentage of contracted UDA delivered 2016 & 2017



Month	Adjusted Scheduled Activity (UDA)	
	2016	2017
April	8	0
May	8	33
June	98	162
July	368	249
August	526	435
September	663	435
October	795	
November	943	
December	1,053	
January	1,223	
February	1,437	
March	1,629	
April	1,779	
May	2,045	
June	2,045	

QUALITY

	Quantity	Base Number	Contract	AT	Region	England
% of FP17s for the same patient ID Re-attending within 3 months - Children	5	97	5.2%	11.8%	11.8%	12.4%
% of FP17s for the same patient ID Re-attending within 3 months - Adults	11	116	9.5%	17.2%	16.6%	16.7%
% of FP17s for the same patient ID Re-attending between 3 & 9 months - Children	66	97	68.0%	55.4%	60.2%	57.4%
% of FP17s for the same patient ID Re-attending between 3 & 9 months - Adults	56	116	48.3%	48.7%	52.0%	50.5%
% of FP17s for Band 1 Urgent Courses	2	154	1.3%	10.5%	9.4%	9.1%
% of FP17s Relating to Free Repair or Replacements	0	154	0.0%	0.6%	0.7%	0.8%
% of FP17s Relating to Continuations	0	154	0.0%	1.0%	1.2%	1.3%
% of Patients satisfied with the dentistry they have received	2	2	N/A	94.3%	93.6%	93.2%
% of Patients satisfied with the time they had to wait for an appointment	2	2	N/A	88.1%	89.1%	89.0%

* This is based on patients treated on this contract for their most recent course of treatment. Figures in italics indicate the base number of FP17s or Patient Questionnaire responses are less than 100. N/A is shown where the base number of responses is less than 10 during the period. % is calculated as Quantity/Base number*100

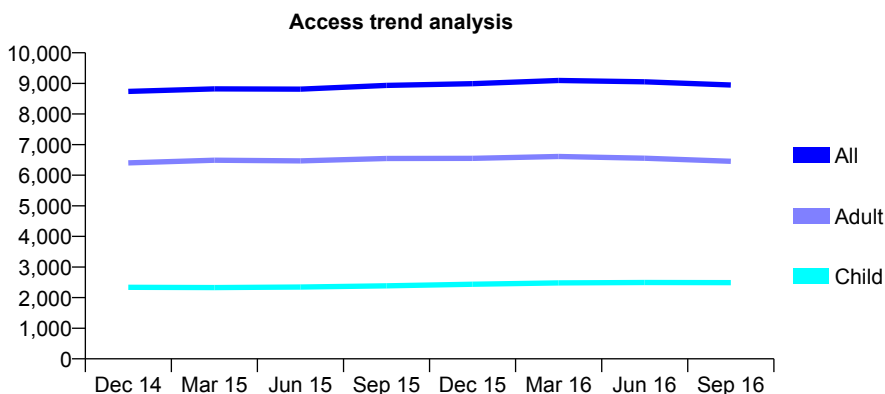
Q67 - Vital Signs At a Glance Contract Report for 182583/0001 - September 2016

Name or company name	The City Way Practice
Contract type name	GDS Contract
Purpose of contract	General
Contract start date	01/05/2012
Contract end date	

16/17 Contracted general activity (UDA)	26,183
Carry forward general activity (UDA)	8
16/17 Contracted orthodontic activity (UOA)	0
Carry forward orthodontic activity (UOA)	0
Baseline contract value	£647,215.61

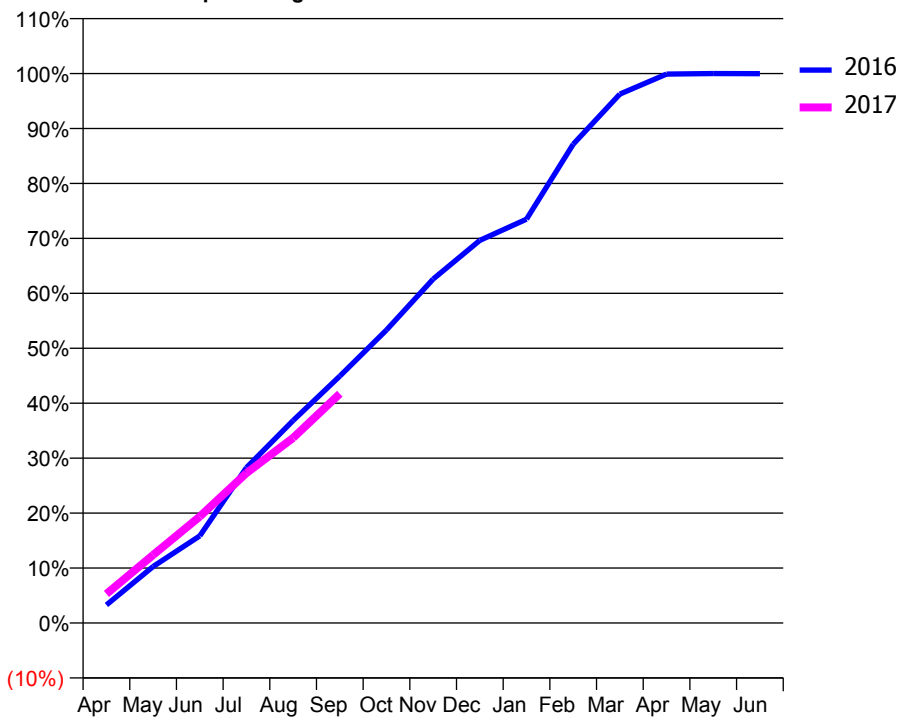
ACCESS*

Patients seen in 24 months	Total	Change since previous quarter
Quarter ending September 2015	8,933	
Quarter ending December 2015	8,990	→
Quarter ending March 2016	9,094	→
Quarter ending June 2016	9,052	→
Quarter ending September 2016	8,946	↓
Variance since September 2015	0.1%	→



ACTIVITY

Cumulative percentage of contracted UDA delivered 2016 & 2017



Month	Adjusted Scheduled Activity (UDA)	
	2016	2017
April	861	1,390
May	2,691	3,243
June	4,152	5,071
July	7,403	7,147
August	9,648	8,819
September	11,767	10,926
October	13,963	
November	16,393	
December	18,235	
January	19,244	
February	22,813	
March	25,203	
April	26,158	
May	26,180	
June	26,175	

QUALITY

	Quantity	Base Number	Contract	AT	Region	England
% of FP17s for the same patient ID Re-attending within 3 months - Children	99	1,602	6.2%	11.8%	11.8%	12.4%
% of FP17s for the same patient ID Re-attending within 3 months - Adults	449	3,596	12.5%	17.2%	16.6%	16.7%
% of FP17s for the same patient ID Re-attending between 3 & 9 months - Children	771	1,602	48.1%	55.4%	60.2%	57.4%
% of FP17s for the same patient ID Re-attending between 3 & 9 months - Adults	1,549	3,596	43.1%	48.7%	52.0%	50.5%
% of FP17s for Band 1 Urgent Courses	438	4,847	9.0%	10.5%	9.4%	9.1%
% of FP17s Relating to Free Repair or Replacements	109	4,847	2.2%	0.6%	0.7%	0.8%
% of FP17s Relating to Continuations	20	4,847	0.4%	1.0%	1.2%	1.3%
% of Patients satisfied with the dentistry they have received	19	19	100.0%	94.3%	93.6%	93.2%
% of Patients satisfied with the time they had to wait for an appointment	18	19	94.7%	88.1%	89.1%	89.0%

* This is based on patients treated on this contract for their most recent course of treatment. Figures in italics indicate the base number of FP17s or Patient Questionnaire responses are less than 100. N/A is shown where the base number of responses is less than 10 during the period. % is calculated as Quantity/Base number*100

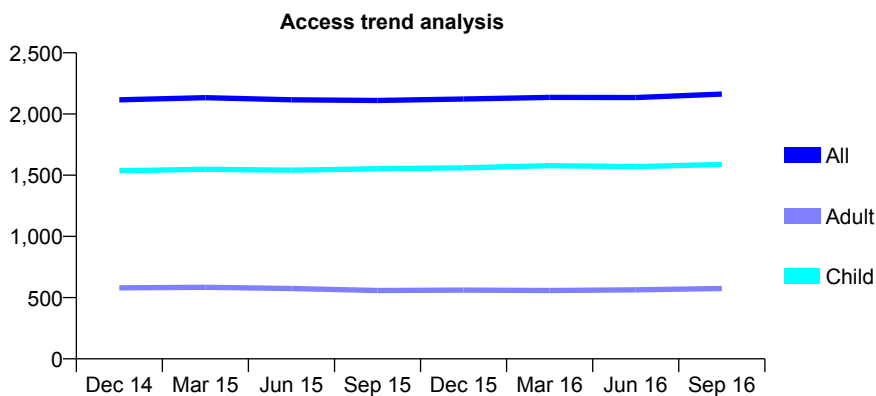
Q67 - Vital Signs At a Glance Contract Report for 183156/0001 - September 2016

Name or company name	Roseacre Dental Practice
Contract type name	GDS Contract
Purpose of contract	General
Contract start date	01/12/2012
Contract end date	

16/17 Contracted general activity (UDA)	4,700
Carry forward general activity (UDA)	0
16/17 Contracted orthodontic activity (UOA)	0
Carry forward orthodontic activity (UOA)	0
Baseline contract value	£126,335.09

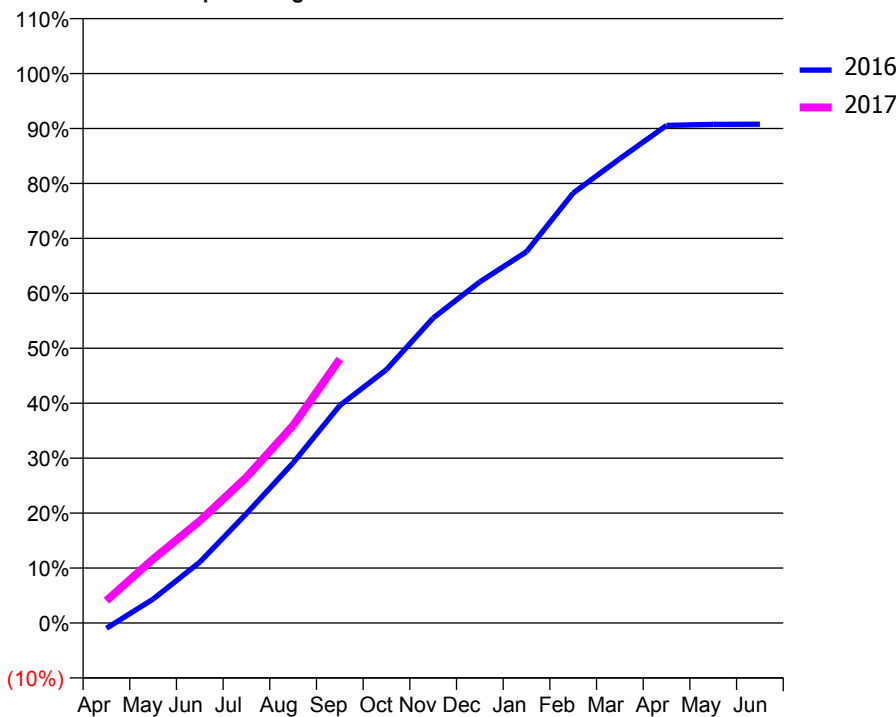
ACCESS*

Patients seen in 24 months	Total	Change since previous quarter
Quarter ending September 2015	2,111	
Quarter ending December 2015	2,123	→
Quarter ending March 2016	2,136	→
Quarter ending June 2016	2,134	→
Quarter ending September 2016	2,163	→
Variance since September 2015	2.5%	↑



ACTIVITY

Cumulative percentage of contracted UDA delivered 2016 & 2017



Month	Adjusted Scheduled Activity (UDA)	
	2016	2017
April	-47	192
May	205	547
June	520	873
July	935	1,247
August	1,371	1,690
September	1,861	2,258
October	2,168	
November	2,609	
December	2,918	
January	3,176	
February	3,678	
March	3,972	
April	4,256	
May	4,265	
June	4,266	

QUALITY

	Quantity	Base Number	Contract	AT	Region	England
% of FP17s for the same patient ID Re-attending within 3 months - Children	128	1,546	8.3%	11.8%	11.8%	12.4%
% of FP17s for the same patient ID Re-attending within 3 months - Adults	36	365	9.9%	17.2%	16.6%	16.7%
% of FP17s for the same patient ID Re-attending between 3 & 9 months - Children	1,036	1,546	67.0%	55.4%	60.2%	57.4%
% of FP17s for the same patient ID Re-attending between 3 & 9 months - Adults	233	365	63.8%	48.7%	52.0%	50.5%
% of FP17s for Band 1 Urgent Courses	71	1,679	4.2%	10.5%	9.4%	9.1%
% of FP17s Relating to Free Repair or Replacements	4	1,679	0.2%	0.6%	0.7%	0.8%
% of FP17s Relating to Continuations	3	1,679	0.2%	1.0%	1.2%	1.3%
% of Patients satisfied with the dentistry they have received	3	4	N/A	94.3%	93.6%	93.2%
% of Patients satisfied with the time they had to wait for an appointment	3	4	N/A	88.1%	89.1%	89.0%

* This is based on patients treated on this contract for their most recent course of treatment. Figures in italics indicate the base number of FP17s or Patient Questionnaire responses are less than 100. N/A is shown where the base number of responses is less than 10 during the period. % is calculated as Quantity/Base number*100

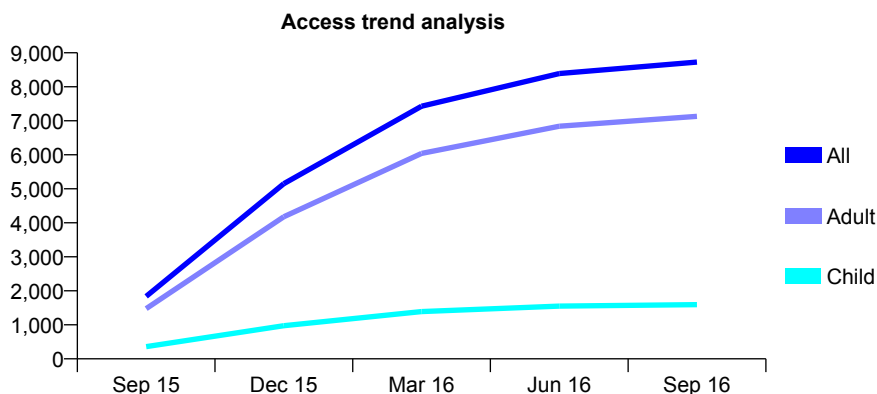
Q67 - Vital Signs At a Glance Contract Report for 183202/0002 - September 2016

Name or company name	Stanhope Road Dental Practice Partnership
Contract type name	GDS Contract
Purpose of contract	General
Contract start date	22/06/2015
Contract end date	

16/17 Contracted general activity (UDA)	40,047
Carry forward general activity (UDA)	0
16/17 Contracted orthodontic activity (UOA)	0
Carry forward orthodontic activity (UOA)	0
Baseline contract value	£995,914.13

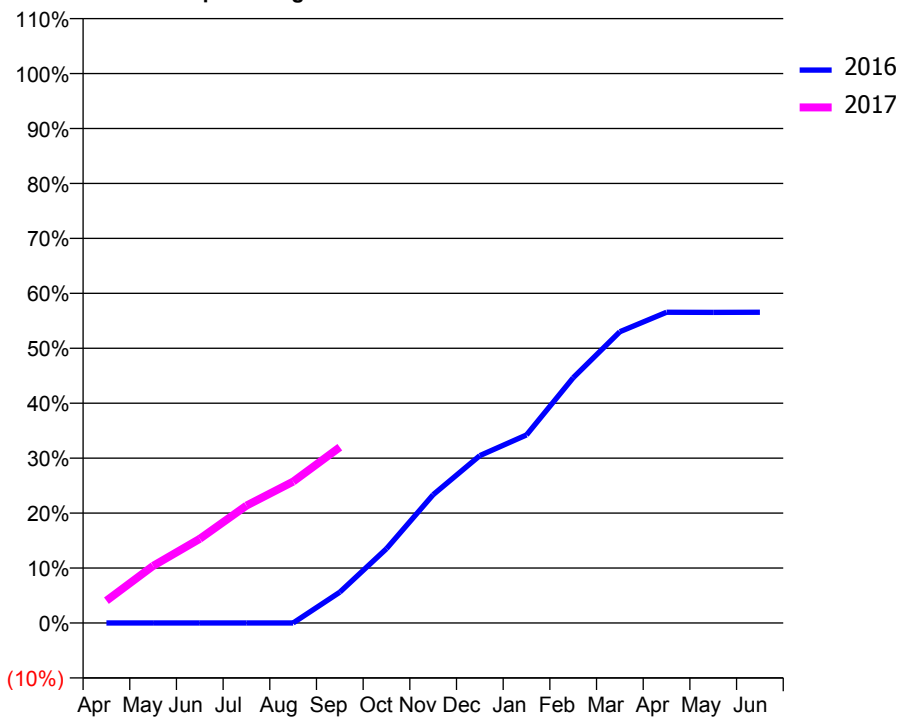
ACCESS*

Patients seen in 24 months	Total	Change since previous quarter
Quarter ending September 2015	1,836	
Quarter ending December 2015	5,150	↑
Quarter ending March 2016	7,431	↑
Quarter ending June 2016	8,392	↑
Quarter ending September 2016	8,727	↑
Variance since September 2015	375.3%	↑



ACTIVITY

Cumulative percentage of contracted UDA delivered 2016 & 2017



Month	Adjusted Scheduled Activity (UDA)	
	2016	2017
April	0	1,624
May	0	4,165
June	0	6,135
July	0	8,553
August	0	10,302
September	1,779	12,809
October	4,290	
November	7,409	
December	9,660	
January	10,852	
February	14,153	
March	16,809	
April	17,936	
May	17,925	
June	17,936	

QUALITY

	Quantity	Base Number	Contract	AT	Region	England
% of FP17s for the same patient ID Re-attending within 3 months - Children	49	1,236	4.0%	11.8%	11.8%	12.4%
% of FP17s for the same patient ID Re-attending within 3 months - Adults	609	5,609	10.9%	17.2%	16.6%	16.7%
% of FP17s for the same patient ID Re-attending between 3 & 9 months - Children	741	1,236	60.0%	55.4%	60.2%	57.4%
% of FP17s for the same patient ID Re-attending between 3 & 9 months - Adults	3,397	5,609	60.6%	48.7%	52.0%	50.5%
% of FP17s for Band 1 Urgent Courses	519	6,322	8.2%	10.5%	9.4%	9.1%
% of FP17s Relating to Free Repair or Replacements	40	6,322	0.6%	0.6%	0.7%	0.8%
% of FP17s Relating to Continuations	56	6,322	0.9%	1.0%	1.2%	1.3%
% of Patients satisfied with the dentistry they have received	12	12	100.0%	94.3%	93.6%	93.2%
% of Patients satisfied with the time they had to wait for an appointment	11	12	91.7%	88.1%	89.1%	89.0%

* This is based on patients treated on this contract for their most recent course of treatment. Figures in italics indicate the base number of FP17s or Patient Questionnaire responses are less than 100. N/A is shown where the base number of responses is less than 10 during the period. % is calculated as Quantity/Base number*100

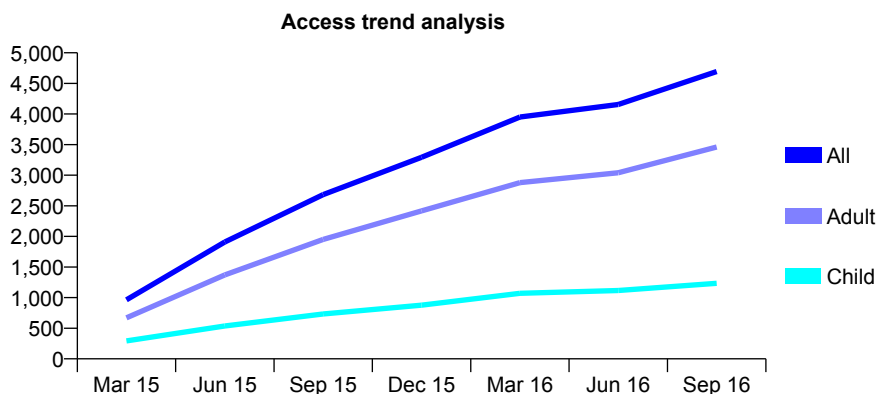
Q67 - Vital Signs At a Glance Contract Report for 183725/0001 - September 2016

Name or company name	Blackbull Road Dental Surgery
Contract type name	GDS Contract
Purpose of contract	General
Contract start date	14/01/2015
Contract end date	

16/17 Contracted general activity (UDA)	18,020
Carry forward general activity (UDA)	460
16/17 Contracted orthodontic activity (UOA)	0
Carry forward orthodontic activity (UOA)	0
Baseline contract value	£421,296.09

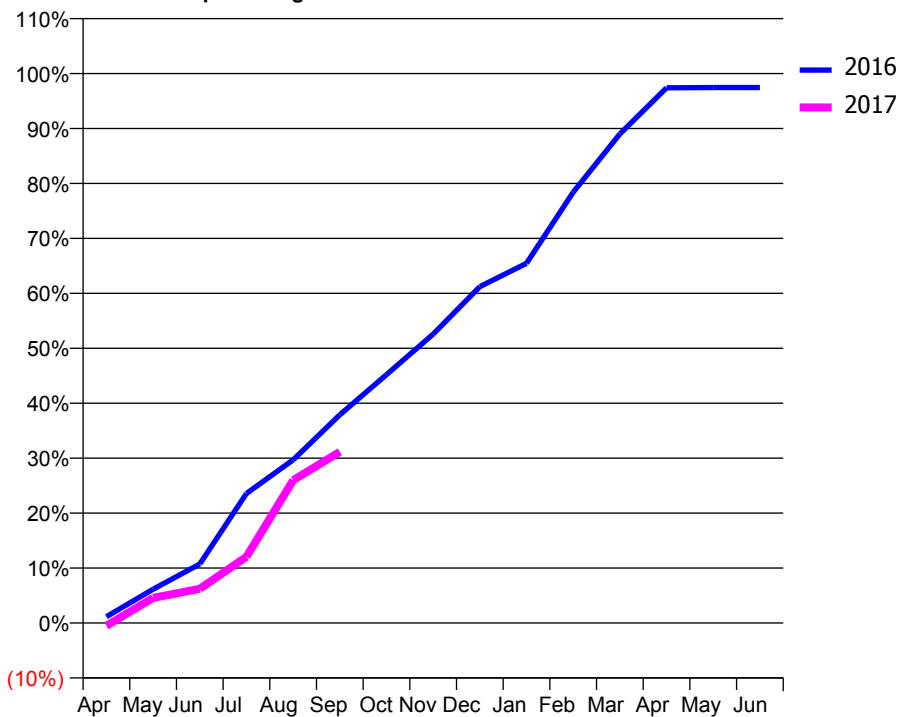
ACCESS*

Patients seen in 24 months	Total	Change since previous quarter
Quarter ending September 2015	2,683	
Quarter ending December 2015	3,293	↑
Quarter ending March 2016	3,950	↑
Quarter ending June 2016	4,156	↑
Quarter ending September 2016	4,694	↑
Variance since September 2015	75.0%	↑



ACTIVITY

Cumulative percentage of contracted UDA delivered 2016 & 2017



Month	Adjusted Scheduled Activity (UDA)	
	2016	2017
April	208	-92
May	1,109	825
June	1,936	1,123
July	4,250	2,173
August	5,351	4,680
September	6,829	5,614
October	8,145	
November	9,474	
December	11,029	
January	11,797	
February	14,128	
March	16,039	
April	17,549	
May	17,560	
June	17,560	

QUALITY

	Quantity	Base Number	Contract	AT	Region	England
% of FP17s for the same patient ID Re-attending within 3 months - Children	60	726	8.3%	11.8%	11.8%	12.4%
% of FP17s for the same patient ID Re-attending within 3 months - Adults	290	1,977	14.7%	17.2%	16.6%	16.7%
% of FP17s for the same patient ID Re-attending between 3 & 9 months - Children	279	726	38.4%	55.4%	60.2%	57.4%
% of FP17s for the same patient ID Re-attending between 3 & 9 months - Adults	606	1,977	30.7%	48.7%	52.0%	50.5%
% of FP17s for Band 1 Urgent Courses	223	2,314	9.6%	10.5%	9.4%	9.1%
% of FP17s Relating to Free Repair or Replacements	10	2,314	0.4%	0.6%	0.7%	0.8%
% of FP17s Relating to Continuations	15	2,314	0.6%	1.0%	1.2%	1.3%
% of Patients satisfied with the dentistry they have received	7	7	N/A	94.3%	93.6%	93.2%
% of Patients satisfied with the time they had to wait for an appointment	7	7	N/A	88.1%	89.1%	89.0%

* This is based on patients treated on this contract for their most recent course of treatment. Figures in italics indicate the base number of FP17s or Patient Questionnaire responses are less than 100. N/A is shown where the base number of responses is less than 10 during the period. % is calculated as Quantity/Base number*100

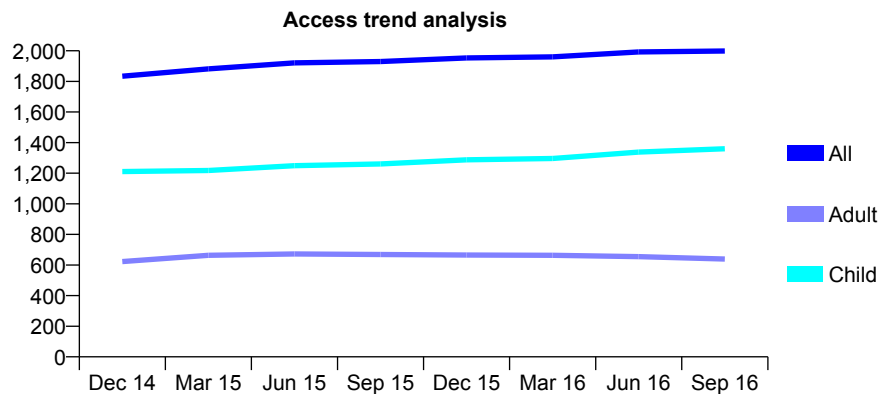
Q67 - Vital Signs At a Glance Contract Report for 186112/0001 - September 2016

Name or company name	Hoo Dental Care Ltd
Contract type name	GDS Contract
Purpose of contract	General
Contract start date	01/04/2011
Contract end date	

16/17 Contracted general activity (UDA)	5,487
Carry forward general activity (UDA)	-69
16/17 Contracted orthodontic activity (UOA)	0
Carry forward orthodontic activity (UOA)	0
Baseline contract value	£143,332.16

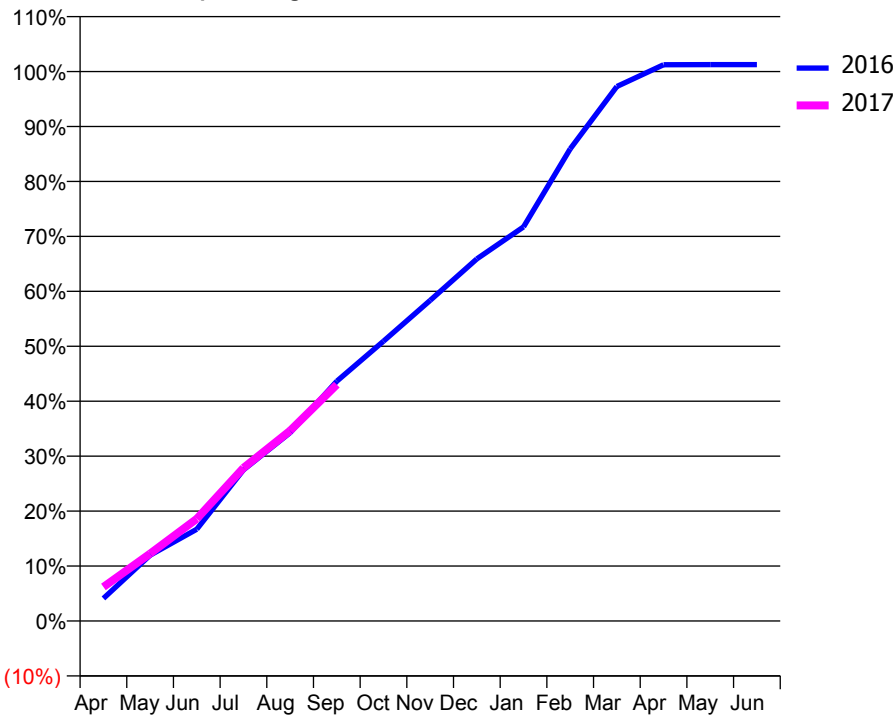
ACCESS*

Patients seen in 24 months	Total	Change since previous quarter
Quarter ending September 2015	1,930	
Quarter ending December 2015	1,953	→
Quarter ending March 2016	1,960	→
Quarter ending June 2016	1,993	→
Quarter ending September 2016	1,999	→
Variance since September 2015	3.6%	↑



ACTIVITY

Cumulative percentage of contracted UDA delivered 2016 & 2017



Month	Adjusted Scheduled Activity (UDA)	
	2016	2017
April	225	340
May	658	673
June	917	1,021
July	1,510	1,530
August	1,880	1,901
September	2,395	2,360
October	2,794	
November	3,201	
December	3,615	
January	3,935	
February	4,714	
March	5,337	
April	5,555	
May	5,556	
June	5,556	

QUALITY

	Quantity	Base Number	Contract	AT	Region	England
% of FP17s for the same patient ID Re-attending within 3 months - Children	141	1,040	13.6%	11.8%	11.8%	12.4%
% of FP17s for the same patient ID Re-attending within 3 months - Adults	93	354	26.3%	17.2%	16.6%	16.7%
% of FP17s for the same patient ID Re-attending between 3 & 9 months - Children	570	1,040	54.8%	55.4%	60.2%	57.4%
% of FP17s for the same patient ID Re-attending between 3 & 9 months - Adults	164	354	46.3%	48.7%	52.0%	50.5%
% of FP17s for Band 1 Urgent Courses	127	1,284	9.9%	10.5%	9.4%	9.1%
% of FP17s Relating to Free Repair or Replacements	0	1,284	0.0%	0.6%	0.7%	0.8%
% of FP17s Relating to Continuations	0	1,284	0.0%	1.0%	1.2%	1.3%
% of Patients satisfied with the dentistry they have received	4	4	N/A	94.3%	93.6%	93.2%
% of Patients satisfied with the time they had to wait for an appointment	4	4	N/A	88.1%	89.1%	89.0%

* This is based on patients treated on this contract for their most recent course of treatment. Figures in italics indicate the base number of FP17s or Patient Questionnaire responses are less than 100. N/A is shown where the base number of responses is less than 10 during the period. % is calculated as Quantity/Base number*100

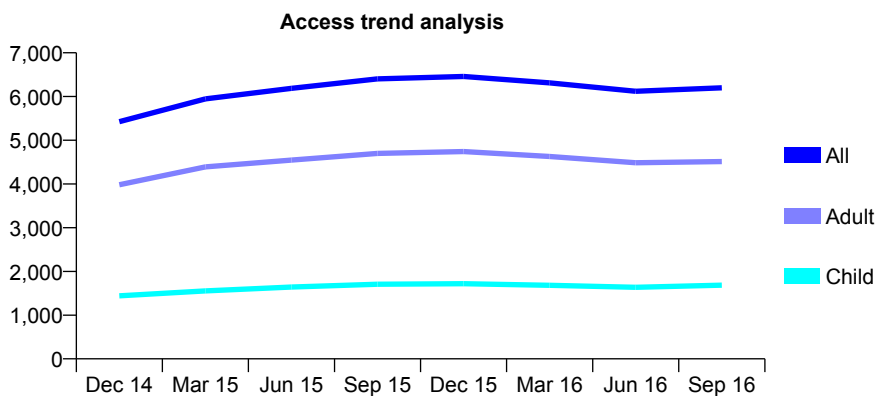
Q67 - Vital Signs At a Glance Contract Report for 192449/0001 - September 2016

Name or company name	Church Hill dental Practice
Contract type name	GDS Contract
Purpose of contract	General
Contract start date	01/04/2013
Contract end date	

16/17 Contracted general activity (UDA)	22,473
Carry forward general activity (UDA)	208
16/17 Contracted orthodontic activity (UOA)	0
Carry forward orthodontic activity (UOA)	0
Baseline contract value	£512,556.19

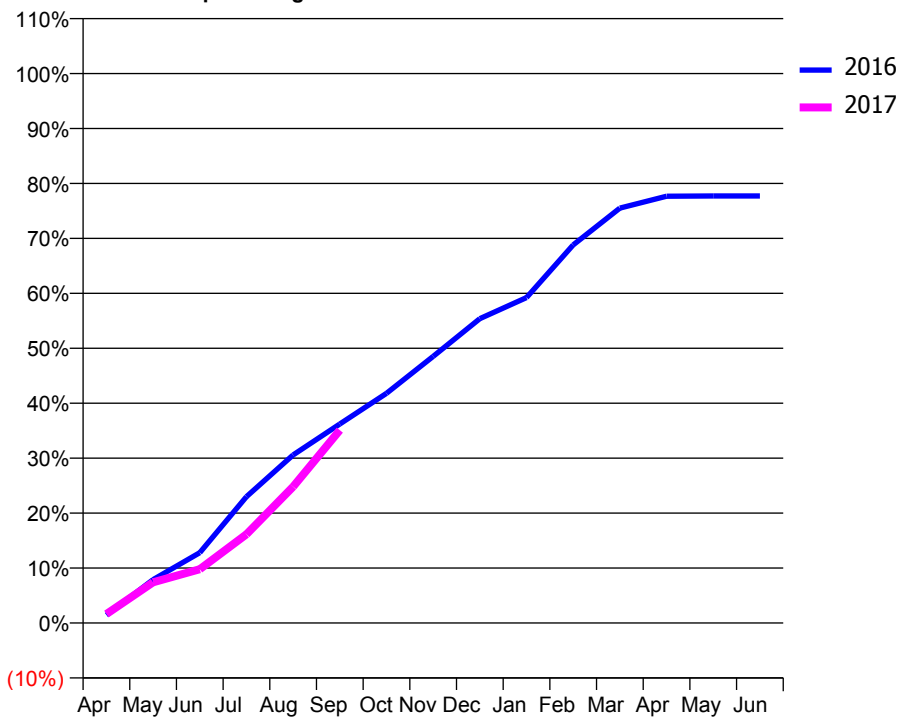
ACCESS*

Patients seen in 24 months	Total	Change since previous quarter
Quarter ending September 2015	6,405	
Quarter ending December 2015	6,460	→
Quarter ending March 2016	6,313	↓
Quarter ending June 2016	6,120	↓
Quarter ending September 2016	6,198	→
Variance since September 2015	(3.2%)	↓



ACTIVITY

Cumulative percentage of contracted UDA delivered 2016 & 2017



Month	Adjusted Scheduled Activity (UDA)	
	2016	2017
April	395	366
May	2,155	1,667
June	3,489	2,198
July	6,271	3,629
August	8,344	5,575
September	9,875	7,889
October	11,402	
November	13,233	
December	15,106	
January	16,154	
February	18,763	
March	20,591	
April	21,185	
May	21,192	
June	21,192	

QUALITY

	Quantity	Base Number	Contract	AT	Region	England
% of FP17s for the same patient ID Re-attending within 3 months - Children	111	1,113	10.0%	11.8%	11.8%	12.4%
% of FP17s for the same patient ID Re-attending within 3 months - Adults	473	2,941	16.1%	17.2%	16.6%	16.7%
% of FP17s for the same patient ID Re-attending between 3 & 9 months - Children	570	1,113	51.2%	55.4%	60.2%	57.4%
% of FP17s for the same patient ID Re-attending between 3 & 9 months - Adults	1,519	2,941	51.6%	48.7%	52.0%	50.5%
% of FP17s for Band 1 Urgent Courses	460	3,798	12.1%	10.5%	9.4%	9.1%
% of FP17s Relating to Free Repair or Replacements	45	3,798	1.2%	0.6%	0.7%	0.8%
% of FP17s Relating to Continuations	13	3,798	0.3%	1.0%	1.2%	1.3%
% of Patients satisfied with the dentistry they have received	7	7	N/A	94.3%	93.6%	93.2%
% of Patients satisfied with the time they had to wait for an appointment	6	7	N/A	88.1%	89.1%	89.0%

* This is based on patients treated on this contract for their most recent course of treatment. Figures in italics indicate the base number of FP17s or Patient Questionnaire responses are less than 100. N/A is shown where the base number of responses is less than 10 during the period. % is calculated as Quantity/Base number*100

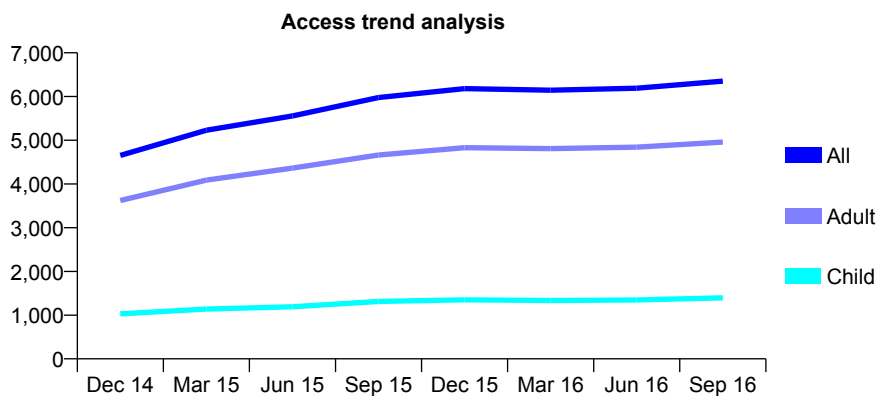
Q67 - Vital Signs At a Glance Contract Report for 192449/0002 - September 2016

Name or company name	Church Hill dental Practice
Contract type name	GDS Contract
Purpose of contract	General
Contract start date	01/04/2013
Contract end date	

16/17 Contracted general activity (UDA)	18,591
Carry forward general activity (UDA)	0
16/17 Contracted orthodontic activity (UOA)	0
Carry forward orthodontic activity (UOA)	0
Baseline contract value	£429,686.90

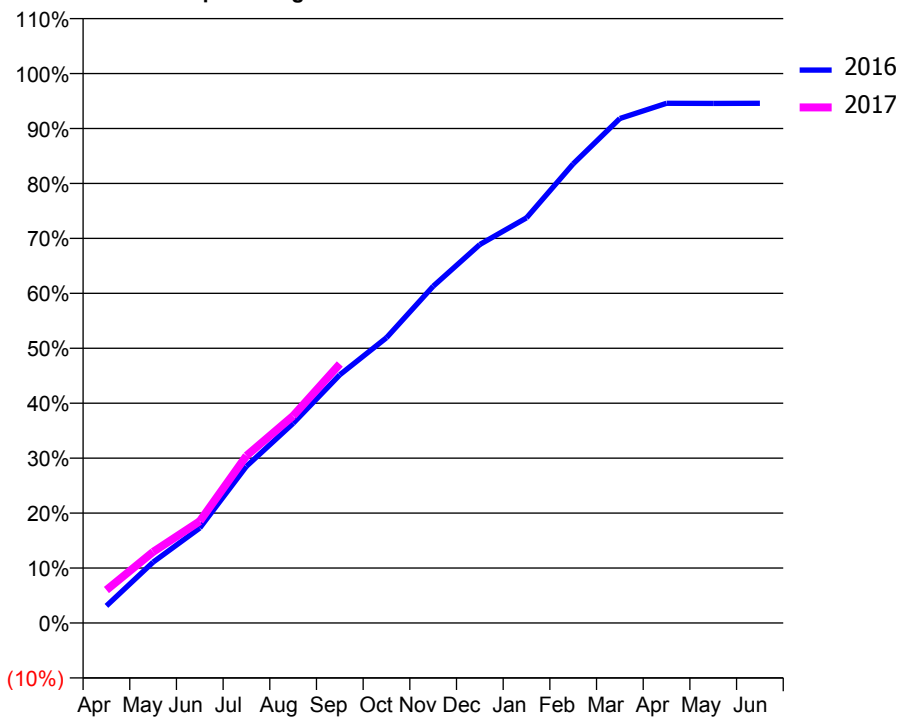
ACCESS*

Patients seen in 24 months	Total	Change since previous quarter
Quarter ending September 2015	5,977	
Quarter ending December 2015	6,180	↑
Quarter ending March 2016	6,144	→
Quarter ending June 2016	6,189	→
Quarter ending September 2016	6,351	↑
Variance since September 2015	6.3%	↑



ACTIVITY

Cumulative percentage of contracted UDA delivered 2016 & 2017



Month	Adjusted Scheduled Activity (UDA)	
	2016	2017
April	581	1,116
May	2,058	2,407
June	3,212	3,445
July	5,303	5,662
August	6,755	7,008
September	8,398	8,763
October	9,653	
November	11,395	
December	12,807	
January	13,706	
February	15,534	
March	17,069	
April	17,586	
May	17,581	
June	17,585	

QUALITY

	Quantity	Base Number	Contract	AT	Region	England
% of FP17s for the same patient ID Re-attending within 3 months - Children	91	1,139	8.0%	11.8%	11.8%	12.4%
% of FP17s for the same patient ID Re-attending within 3 months - Adults	742	4,117	18.0%	17.2%	16.6%	16.7%
% of FP17s for the same patient ID Re-attending between 3 & 9 months - Children	681	1,139	59.8%	55.4%	60.2%	57.4%
% of FP17s for the same patient ID Re-attending between 3 & 9 months - Adults	2,361	4,117	57.3%	48.7%	52.0%	50.5%
% of FP17s for Band 1 Urgent Courses	611	4,935	12.4%	10.5%	9.4%	9.1%
% of FP17s Relating to Free Repair or Replacements	21	4,935	0.4%	0.6%	0.7%	0.8%
% of FP17s Relating to Continuations	36	4,935	0.7%	1.0%	1.2%	1.3%
% of Patients satisfied with the dentistry they have received	4	7	N/A	94.3%	93.6%	93.2%
% of Patients satisfied with the time they had to wait for an appointment	5	7	N/A	88.1%	89.1%	89.0%

* This is based on patients treated on this contract for their most recent course of treatment. Figures in italics indicate the base number of FP17s or Patient Questionnaire responses are less than 100. N/A is shown where the base number of responses is less than 10 during the period. % is calculated as Quantity/Base number*100

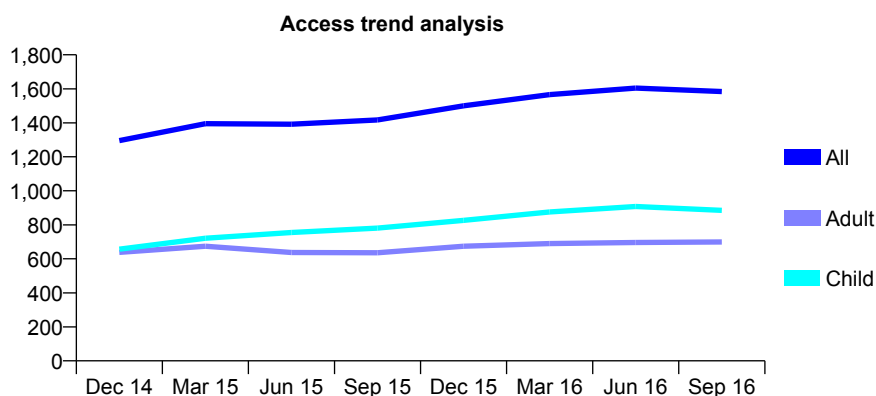
Q67 - Vital Signs At a Glance Contract Report for 192511/0001 - September 2016

Name or company name	Highstreet Medical Dental
Contract type name	GDS Contract
Purpose of contract	General
Contract start date	22/07/2012
Contract end date	

16/17 Contracted general activity (UDA)	5,107
Carry forward general activity (UDA)	-55
16/17 Contracted orthodontic activity (UOA)	0
Carry forward orthodontic activity (UOA)	0
Baseline contract value	£126,240.35

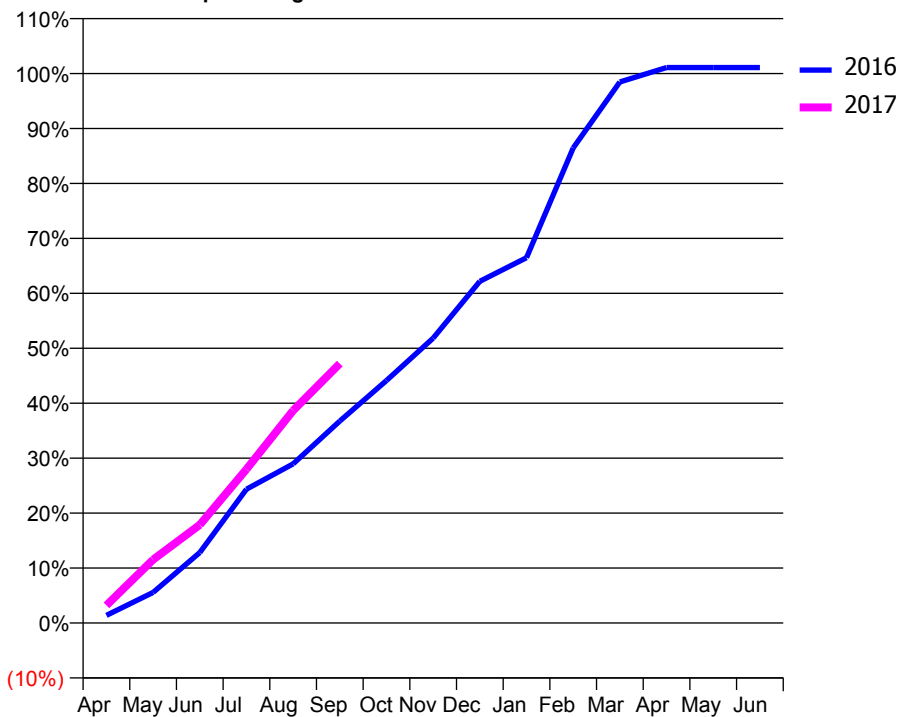
ACCESS*

Patients seen in 24 months	Total	Change since previous quarter
Quarter ending September 2015	1,417	
Quarter ending December 2015	1,500	↑
Quarter ending March 2016	1,566	↑
Quarter ending June 2016	1,604	↑
Quarter ending September 2016	1,584	↓
Variance since September 2015	11.8%	↑



ACTIVITY

Cumulative percentage of contracted UDA delivered 2016 & 2017



Month	Adjusted Scheduled Activity (UDA)	
	2016	2017
April	71	165
May	284	589
June	655	912
July	1,243	1,430
August	1,479	1,974
September	1,877	2,411
October	2,254	
November	2,648	
December	3,176	
January	3,395	
February	4,415	
March	5,029	
April	5,162	
May	5,162	
June	5,162	

QUALITY

	Quantity	Base Number	Contract	AT	Region	England
% of FP17s for the same patient ID Re-attending within 3 months - Children	57	556	10.3%	11.8%	11.8%	12.4%
% of FP17s for the same patient ID Re-attending within 3 months - Adults	100	396	25.3%	17.2%	16.6%	16.7%
% of FP17s for the same patient ID Re-attending between 3 & 9 months - Children	234	556	42.1%	55.4%	60.2%	57.4%
% of FP17s for the same patient ID Re-attending between 3 & 9 months - Adults	145	396	36.6%	48.7%	52.0%	50.5%
% of FP17s for Band 1 Urgent Courses	71	737	9.6%	10.5%	9.4%	9.1%
% of FP17s Relating to Free Repair or Replacements	2	737	0.3%	0.6%	0.7%	0.8%
% of FP17s Relating to Continuations	0	737	0.0%	1.0%	1.2%	1.3%
% of Patients satisfied with the dentistry they have received	0	0	N/A	94.3%	93.6%	93.2%
% of Patients satisfied with the time they had to wait for an appointment	0	0	N/A	88.1%	89.1%	89.0%

* This is based on patients treated on this contract for their most recent course of treatment. Figures in italics indicate the base number of FP17s or Patient Questionnaire responses are less than 100. N/A is shown where the base number of responses is less than 10 during the period. % is calculated as Quantity/Base number*100

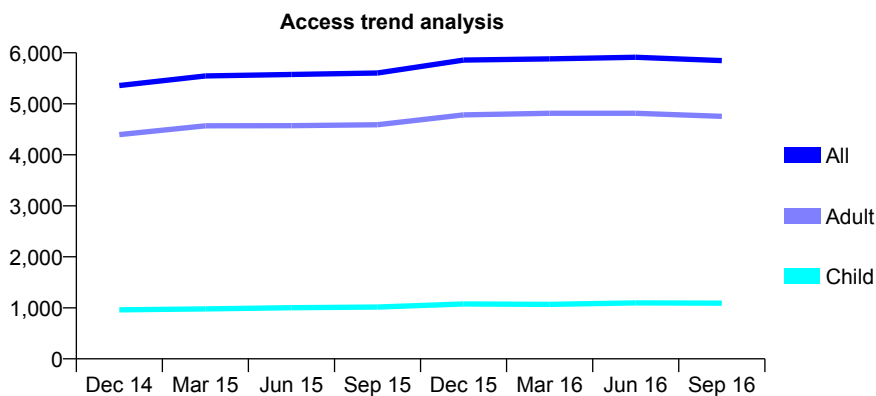
Q67 - Vital Signs At a Glance Contract Report for 193224/0001 - September 2016

Name or company name	Wyndcott Ltd
Contract type name	GDS Contract
Purpose of contract	General
Contract start date	01/04/2013
Contract end date	

16/17 Contracted general activity (UDA)	15,384
Carry forward general activity (UDA)	-308
16/17 Contracted orthodontic activity (UOA)	0
Carry forward orthodontic activity (UOA)	0
Baseline contract value	£376,153.56

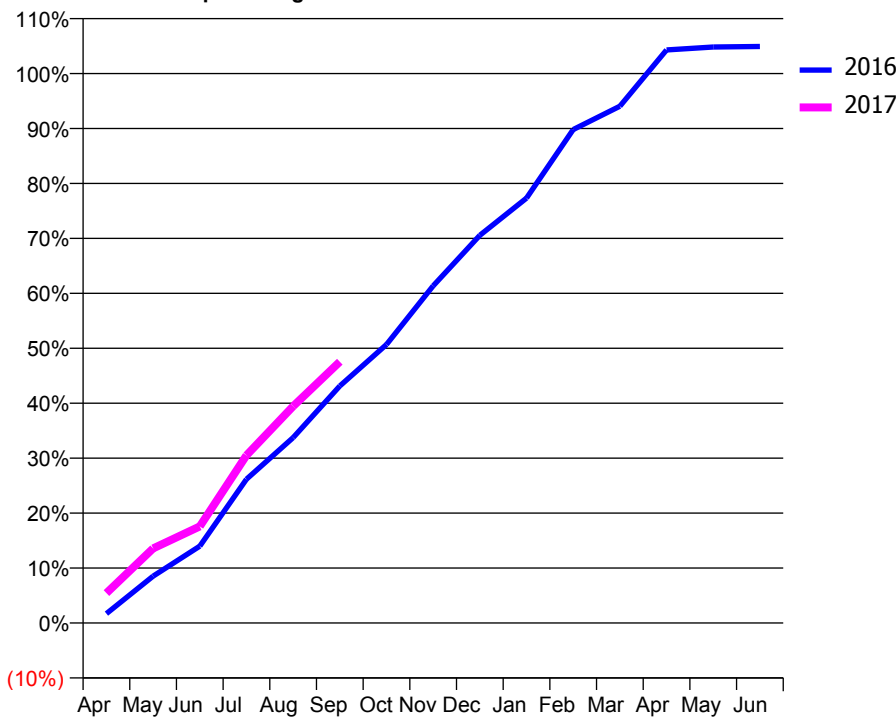
ACCESS*

Patients seen in 24 months	Total	Change since previous quarter
Quarter ending September 2015	5,605	
Quarter ending December 2015	5,858	↑
Quarter ending March 2016	5,882	→
Quarter ending June 2016	5,912	→
Quarter ending September 2016	5,846	↓
Variance since September 2015	4.3%	↑



ACTIVITY

Cumulative percentage of contracted UDA delivered 2016 & 2017



Month	Adjusted Scheduled Activity (UDA)	
	2016	2017
April	262	837
May	1,312	2,088
June	2,151	2,706
July	4,028	4,693
August	5,190	6,067
September	6,636	7,314
October	7,798	
November	9,439	
December	10,855	
January	11,896	
February	13,814	
March	14,467	
April	16,043	
May	16,127	
June	16,141	

QUALITY

	Quantity	Base Number	Contract	AT	Region	England
% of FP17s for the same patient ID Re-attending within 3 months - Children	64	896	7.1%	11.8%	11.8%	12.4%
% of FP17s for the same patient ID Re-attending within 3 months - Adults	435	3,576	12.2%	17.2%	16.6%	16.7%
% of FP17s for the same patient ID Re-attending between 3 & 9 months - Children	544	896	60.7%	55.4%	60.2%	57.4%
% of FP17s for the same patient ID Re-attending between 3 & 9 months - Adults	2,122	3,576	59.3%	48.7%	52.0%	50.5%
% of FP17s for Band 1 Urgent Courses	244	3,266	7.5%	10.5%	9.4%	9.1%
% of FP17s Relating to Free Repair or Replacements	13	3,266	0.4%	0.6%	0.7%	0.8%
% of FP17s Relating to Continuations	9	3,266	0.3%	1.0%	1.2%	1.3%
% of Patients satisfied with the dentistry they have received	11	14	78.6%	94.3%	93.6%	93.2%
% of Patients satisfied with the time they had to wait for an appointment	12	14	85.7%	88.1%	89.1%	89.0%

* This is based on patients treated on this contract for their most recent course of treatment. Figures in italics indicate the base number of FP17s or Patient Questionnaire responses are less than 100. N/A is shown where the base number of responses is less than 10 during the period. % is calculated as Quantity/Base number*100

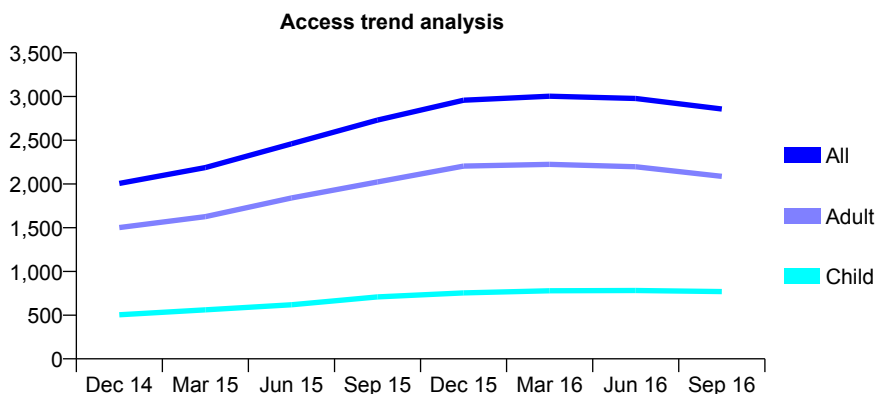
Q67 - Vital Signs At a Glance Contract Report for 195081/0001 - September 2016

Name or company name	Photay and Associates
Contract type name	GDS Contract
Purpose of contract	General
Contract start date	16/11/2013
Contract end date	

16/17 Contracted general activity (UDA)	8,016
Carry forward general activity (UDA)	-159
16/17 Contracted orthodontic activity (UOA)	0
Carry forward orthodontic activity (UOA)	0
Baseline contract value	£227,046.15

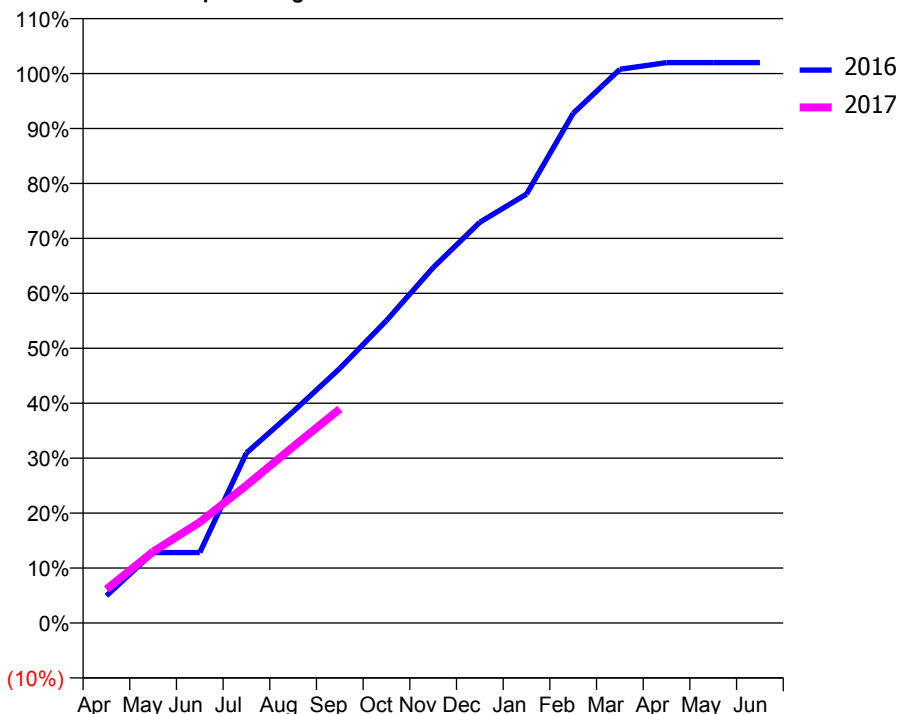
ACCESS*

Patients seen in 24 months	Total	Change since previous quarter
Quarter ending September 2015	2,731	
Quarter ending December 2015	2,958	↑
Quarter ending March 2016	3,004	→
Quarter ending June 2016	2,978	→
Quarter ending September 2016	2,857	↓
Variance since September 2015	4.6%	↑



ACTIVITY

Cumulative percentage of contracted UDA delivered 2016 & 2017



Month	Adjusted Scheduled Activity (UDA)	
	2016	2017
April	397	493
May	1,028	1,043
June	1,028	1,471
July	2,480	2,009
August	3,084	2,572
September	3,715	3,124
October	4,413	
November	5,185	
December	5,846	
January	6,257	
February	7,436	
March	8,078	
April	8,175	
May	8,175	
June	8,175	

QUALITY

	Quantity	Base Number	Contract	AT	Region	England
% of FP17s for the same patient ID Re-attending within 3 months - Children	21	316	6.6%	11.8%	11.8%	12.4%
% of FP17s for the same patient ID Re-attending within 3 months - Adults	132	910	14.5%	17.2%	16.6%	16.7%
% of FP17s for the same patient ID Re-attending between 3 & 9 months - Children	91	316	28.8%	55.4%	60.2%	57.4%
% of FP17s for the same patient ID Re-attending between 3 & 9 months - Adults	271	910	29.8%	48.7%	52.0%	50.5%
% of FP17s for Band 1 Urgent Courses	204	1,169	17.5%	10.5%	9.4%	9.1%
% of FP17s Relating to Free Repair or Replacements	0	1,169	0.0%	0.6%	0.7%	0.8%
% of FP17s Relating to Continuations	5	1,169	0.4%	1.0%	1.2%	1.3%
% of Patients satisfied with the dentistry they have received	0	0	N/A	94.3%	93.6%	93.2%
% of Patients satisfied with the time they had to wait for an appointment	0	0	N/A	88.1%	89.1%	89.0%

* This is based on patients treated on this contract for their most recent course of treatment. Figures in italics indicate the base number of FP17s or Patient Questionnaire responses are less than 100. N/A is shown where the base number of responses is less than 10 during the period. % is calculated as Quantity/Base number*100

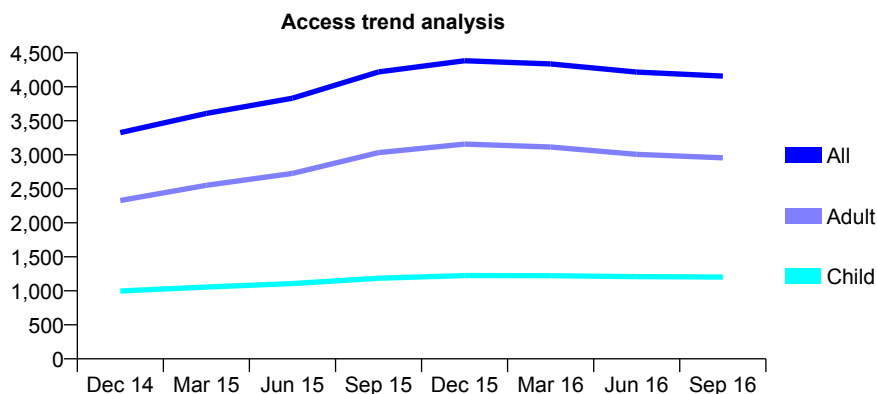
Q67 - Vital Signs At a Glance Contract Report for 195081/0002 - September 2016

Name or company name	Photay and Associates
Contract type name	GDS Contract
Purpose of contract	General
Contract start date	16/11/2013
Contract end date	

16/17 Contracted general activity (UDA)	10,027
Carry forward general activity (UDA)	-16
16/17 Contracted orthodontic activity (UOA)	0
Carry forward orthodontic activity (UOA)	0
Baseline contract value	£278,877.06

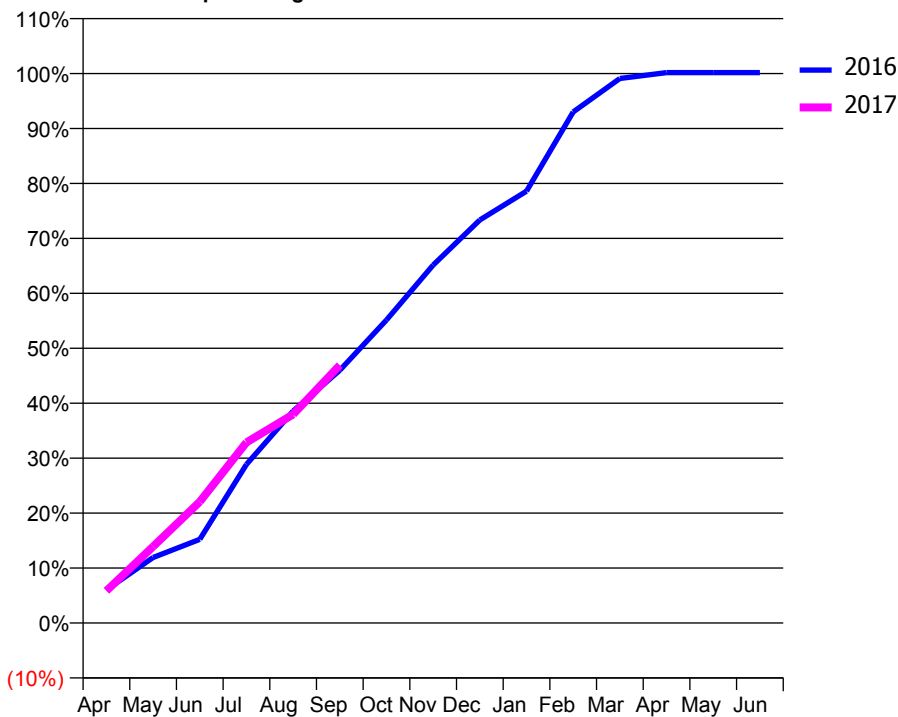
ACCESS*

Patients seen in 24 months	Total	Change since previous quarter
Quarter ending September 2015	4,218	
Quarter ending December 2015	4,383	↑
Quarter ending March 2016	4,337	↓
Quarter ending June 2016	4,216	↓
Quarter ending September 2016	4,158	↓
Variance since September 2015	(1.4%)	↓



ACTIVITY

Cumulative percentage of contracted UDA delivered 2016 & 2017



Month	Adjusted Scheduled Activity (UDA)	
	2016	2017
April	604	587
May	1,196	1,396
June	1,528	2,213
July	2,895	3,295
August	3,868	3,808
September	4,613	4,705
October	5,529	
November	6,532	
December	7,353	
January	7,880	
February	9,325	
March	9,937	
April	10,043	
May	10,043	
June	10,043	

QUALITY

	Quantity	Base Number	Contract	AT	Region	England
% of FP17s for the same patient ID Re-attending within 3 months - Children	28	670	4.2%	11.8%	11.8%	12.4%
% of FP17s for the same patient ID Re-attending within 3 months - Adults	132	1,428	9.2%	17.2%	16.6%	16.7%
% of FP17s for the same patient ID Re-attending between 3 & 9 months - Children	231	670	34.5%	55.4%	60.2%	57.4%
% of FP17s for the same patient ID Re-attending between 3 & 9 months - Adults	482	1,428	33.8%	48.7%	52.0%	50.5%
% of FP17s for Band 1 Urgent Courses	229	2,034	11.3%	10.5%	9.4%	9.1%
% of FP17s Relating to Free Repair or Replacements	0	2,034	0.0%	0.6%	0.7%	0.8%
% of FP17s Relating to Continuations	6	2,034	0.3%	1.0%	1.2%	1.3%
% of Patients satisfied with the dentistry they have received	3	3	N/A	94.3%	93.6%	93.2%
% of Patients satisfied with the time they had to wait for an appointment	2	3	N/A	88.1%	89.1%	89.0%

* This is based on patients treated on this contract for their most recent course of treatment. Figures in italics indicate the base number of FP17s or Patient Questionnaire responses are less than 100. N/A is shown where the base number of responses is less than 10 during the period. % is calculated as Quantity/Base number*100

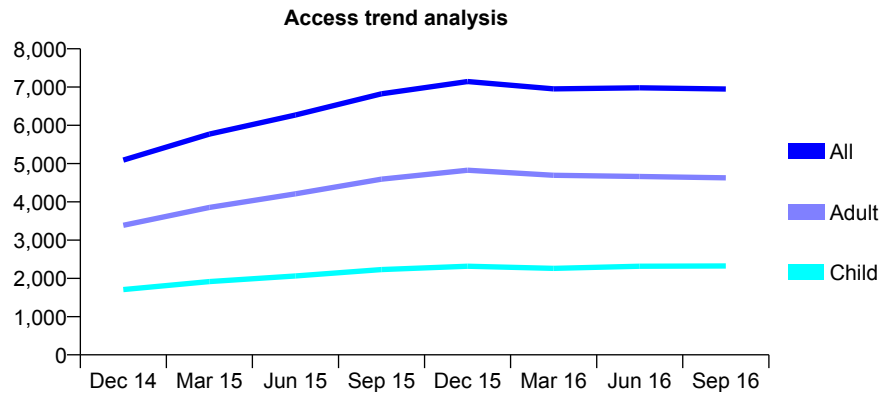
Q67 - Vital Signs At a Glance Contract Report for 195081/0003 - September 2016

Name or company name	Photay and Associates
Contract type name	GDS Contract
Purpose of contract	General
Contract start date	16/11/2013
Contract end date	

16/17 Contracted general activity (UDA)	16,891
Carry forward general activity (UDA)	-84
16/17 Contracted orthodontic activity (UOA)	0
Carry forward orthodontic activity (UOA)	0
Baseline contract value	£412,991.61

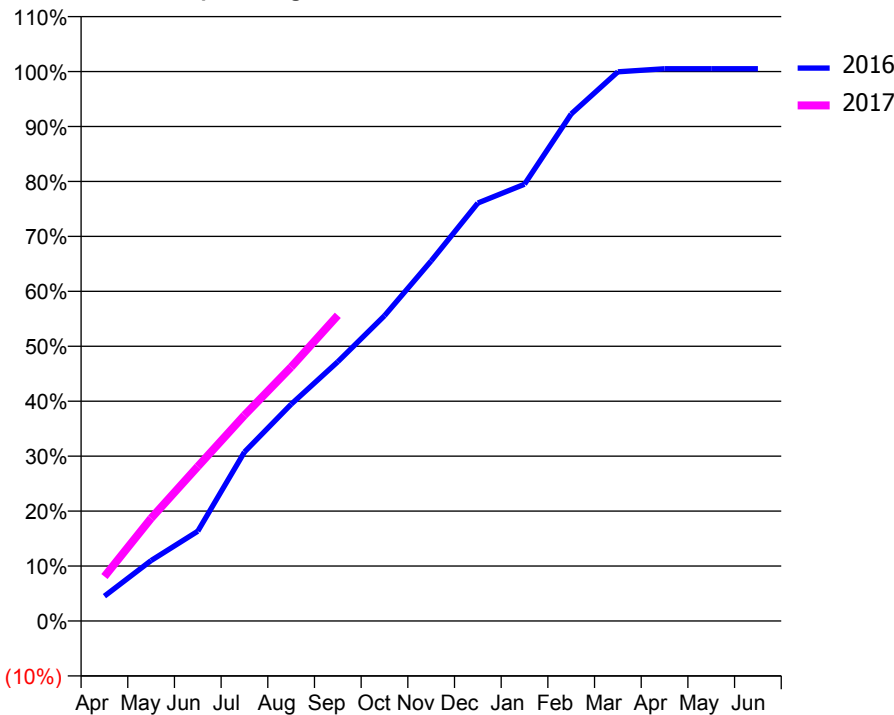
ACCESS*

Patients seen in 24 months	Total	Change since previous quarter
Quarter ending September 2015	6,823	
Quarter ending December 2015	7,143	↑
Quarter ending March 2016	6,954	↓
Quarter ending June 2016	6,979	→
Quarter ending September 2016	6,950	→
Variance since September 2015	1.9%	→



ACTIVITY

Cumulative percentage of contracted UDA delivered 2016 & 2017



Month	Adjusted Scheduled Activity (UDA)	
	2016	2017
April	764	1,366
May	1,857	3,156
June	2,761	4,749
July	5,195	6,327
August	6,664	7,805
September	7,970	9,395
October	9,385	
November	11,071	
December	12,849	
January	13,428	
February	15,586	
March	16,881	
April	16,975	
May	16,975	
June	16,975	

QUALITY

	Quantity	Base Number	Contract	AT	Region	England
% of FP17s for the same patient ID Re-attending within 3 months - Children	133	1,568	8.5%	11.8%	11.8%	12.4%
% of FP17s for the same patient ID Re-attending within 3 months - Adults	472	2,716	17.4%	17.2%	16.6%	16.7%
% of FP17s for the same patient ID Re-attending between 3 & 9 months - Children	717	1,568	45.7%	55.4%	60.2%	57.4%
% of FP17s for the same patient ID Re-attending between 3 & 9 months - Adults	916	2,716	33.7%	48.7%	52.0%	50.5%
% of FP17s for Band 1 Urgent Courses	437	4,249	10.3%	10.5%	9.4%	9.1%
% of FP17s Relating to Free Repair or Replacements	42	4,249	1.0%	0.6%	0.7%	0.8%
% of FP17s Relating to Continuations	102	4,249	2.4%	1.0%	1.2%	1.3%
% of Patients satisfied with the dentistry they have received	2	2	N/A	94.3%	93.6%	93.2%
% of Patients satisfied with the time they had to wait for an appointment	2	2	N/A	88.1%	89.1%	89.0%

* This is based on patients treated on this contract for their most recent course of treatment. Figures in italics indicate the base number of FP17s or Patient Questionnaire responses are less than 100. N/A is shown where the base number of responses is less than 10 during the period. % is calculated as Quantity/Base number*100

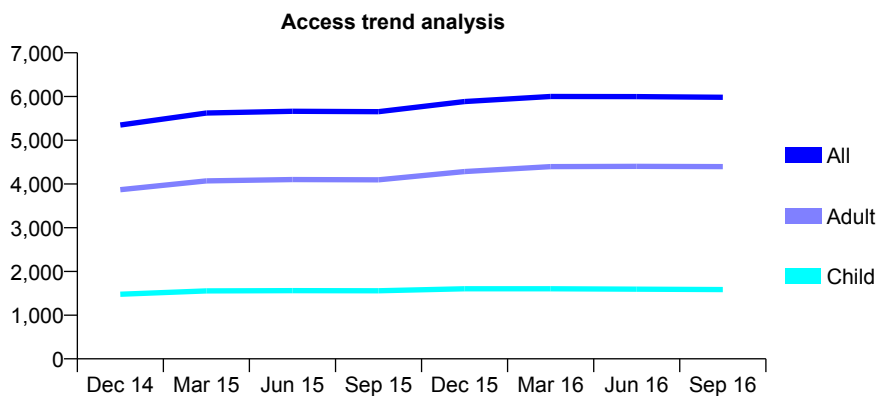
Q67 - Vital Signs At a Glance Contract Report for 196770/0001 - September 2016

Name or company name	Simply Bright
Contract type name	GDS Contract
Purpose of contract	General
Contract start date	01/06/2011
Contract end date	

16/17 Contracted general activity (UDA)	14,148
Carry forward general activity (UDA)	545
16/17 Contracted orthodontic activity (UOA)	0
Carry forward orthodontic activity (UOA)	0
Baseline contract value	£372,295.88

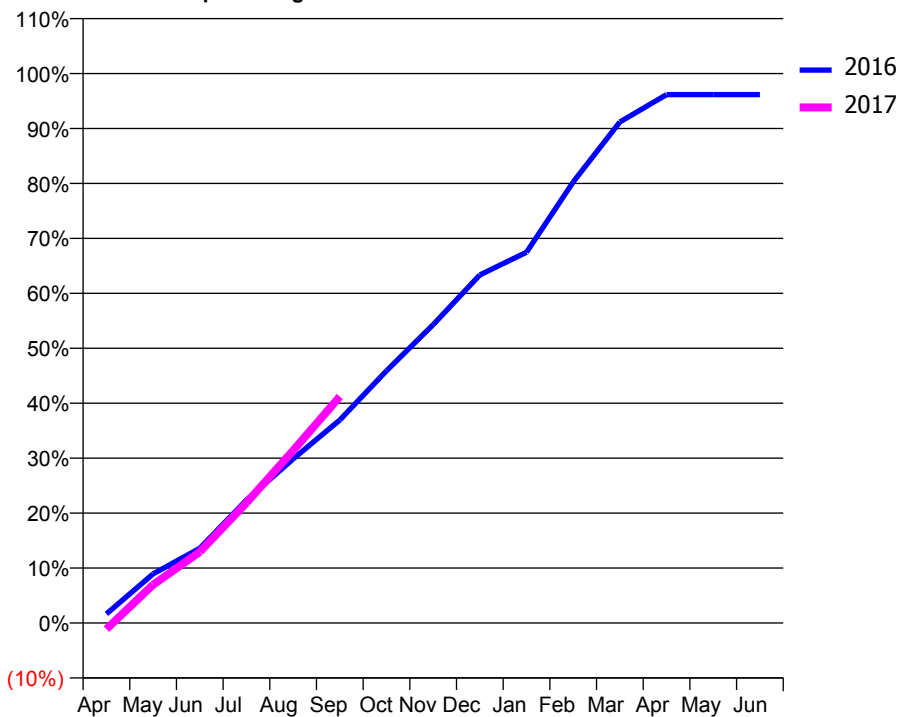
ACCESS*

Patients seen in 24 months	Total	Change since previous quarter
Quarter ending September 2015	5,653	
Quarter ending December 2015	5,886	↑
Quarter ending March 2016	6,000	→
Quarter ending June 2016	5,998	→
Quarter ending September 2016	5,982	→
Variance since September 2015	5.8%	↑



ACTIVITY

Cumulative percentage of contracted UDA delivered 2016 & 2017



Month	Adjusted Scheduled Activity (UDA)	
	2016	2017
April	236	-158
May	1,264	986
June	1,924	1,833
July	3,167	3,094
August	4,223	4,441
September	5,229	5,831
October	6,496	
November	7,680	
December	8,964	
January	9,546	
February	11,357	
March	12,900	
April	13,603	
May	13,603	
June	13,603	

QUALITY

	Quantity	Base Number	Contract	AT	Region	England
% of FP17s for the same patient ID Re-attending within 3 months - Children	87	1,367	6.4%	11.8%	11.8%	12.4%
% of FP17s for the same patient ID Re-attending within 3 months - Adults	446	2,959	15.1%	17.2%	16.6%	16.7%
% of FP17s for the same patient ID Re-attending between 3 & 9 months - Children	911	1,367	66.6%	55.4%	60.2%	57.4%
% of FP17s for the same patient ID Re-attending between 3 & 9 months - Adults	1,499	2,959	50.7%	48.7%	52.0%	50.5%
% of FP17s for Band 1 Urgent Courses	223	3,582	6.2%	10.5%	9.4%	9.1%
% of FP17s Relating to Free Repair or Replacements	14	3,582	0.4%	0.6%	0.7%	0.8%
% of FP17s Relating to Continuations	67	3,582	1.9%	1.0%	1.2%	1.3%
% of Patients satisfied with the dentistry they have received	5	5	N/A	94.3%	93.6%	93.2%
% of Patients satisfied with the time they had to wait for an appointment	5	5	N/A	88.1%	89.1%	89.0%

* This is based on patients treated on this contract for their most recent course of treatment. Figures in italics indicate the base number of FP17s or Patient Questionnaire responses are less than 100. N/A is shown where the base number of responses is less than 10 during the period. % is calculated as Quantity/Base number*100

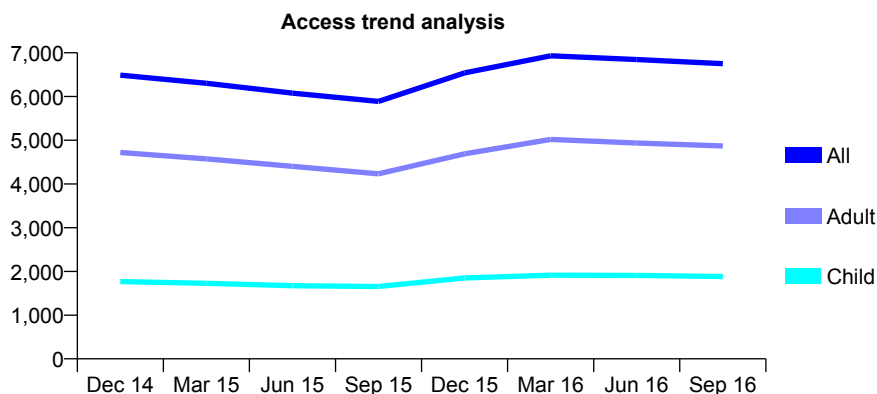
Q67 - Vital Signs At a Glance Contract Report for 196770/0002 - September 2016

Name or company name	Simply Bright
Contract type name	GDS Contract
Purpose of contract	General
Contract start date	01/06/2011
Contract end date	

16/17 Contracted general activity (UDA)	18,000
Carry forward general activity (UDA)	-80
16/17 Contracted orthodontic activity (UOA)	0
Carry forward orthodontic activity (UOA)	0
Baseline contract value	£472,582.16

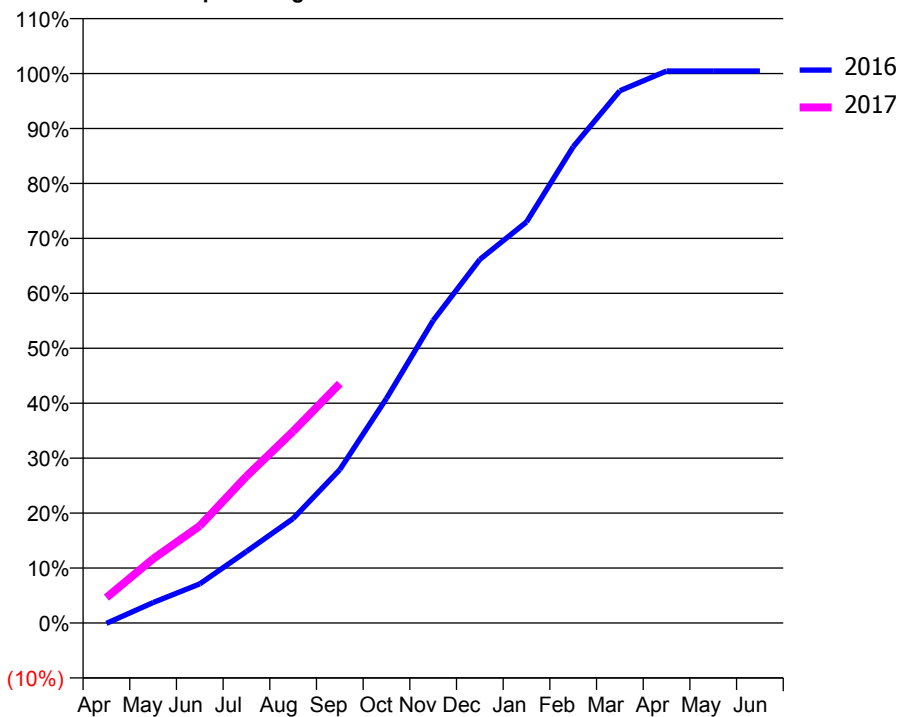
ACCESS*

Patients seen in 24 months	Total	Change since previous quarter
Quarter ending September 2015	5,888	
Quarter ending December 2015	6,540	↑
Quarter ending March 2016	6,932	↑
Quarter ending June 2016	6,846	↓
Quarter ending September 2016	6,752	↓
Variance since September 2015	14.7%	↑



ACTIVITY

Cumulative percentage of contracted UDA delivered 2016 & 2017



Month	Adjusted Scheduled Activity (UDA)	
	2016	2017
April	-16	831
May	672	2,105
June	1,282	3,181
July	2,344	4,809
August	3,424	6,277
September	5,023	7,844
October	7,358	
November	9,909	
December	11,909	
January	13,135	
February	15,602	
March	17,435	
April	18,080	
May	18,080	
June	18,080	

QUALITY

	Quantity	Base Number	Contract	AT	Region	England
% of FP17s for the same patient ID Re-attending within 3 months - Children	96	1,232	7.8%	11.8%	11.8%	12.4%
% of FP17s for the same patient ID Re-attending within 3 months - Adults	541	3,009	18.0%	17.2%	16.6%	16.7%
% of FP17s for the same patient ID Re-attending between 3 & 9 months - Children	576	1,232	46.8%	55.4%	60.2%	57.4%
% of FP17s for the same patient ID Re-attending between 3 & 9 months - Adults	1,337	3,009	44.4%	48.7%	52.0%	50.5%
% of FP17s for Band 1 Urgent Courses	434	3,966	10.9%	10.5%	9.4%	9.1%
% of FP17s Relating to Free Repair or Replacements	22	3,966	0.6%	0.6%	0.7%	0.8%
% of FP17s Relating to Continuations	118	3,966	3.0%	1.0%	1.2%	1.3%
% of Patients satisfied with the dentistry they have received	11	11	100.0%	94.3%	93.6%	93.2%
% of Patients satisfied with the time they had to wait for an appointment	8	11	72.7%	88.1%	89.1%	89.0%

* This is based on patients treated on this contract for their most recent course of treatment. Figures in italics indicate the base number of FP17s or Patient Questionnaire responses are less than 100. N/A is shown where the base number of responses is less than 10 during the period. % is calculated as Quantity/Base number*100

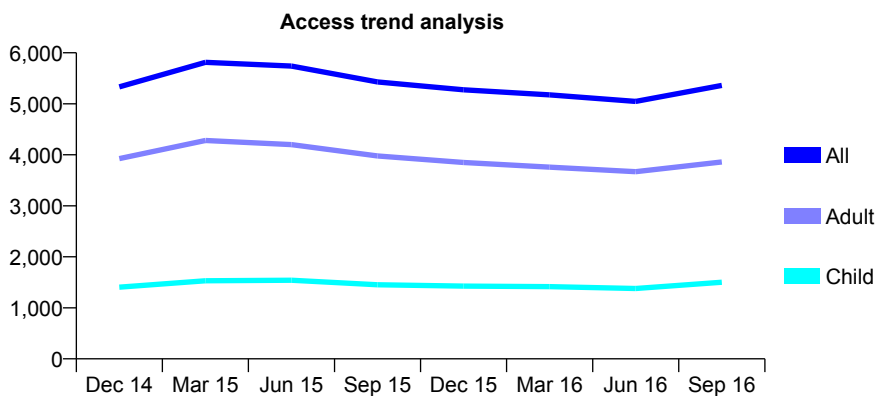
Q67 - Vital Signs At a Glance Contract Report for 196940/0001 - September 2016

Name or company name	Mazdak Eyrumlu and Azad Eyrumlu
Contract type name	GDS Contract
Purpose of contract	General
Contract start date	01/04/2013
Contract end date	

16/17 Contracted general activity (UDA)	19,344
Carry forward general activity (UDA)	0
16/17 Contracted orthodontic activity (UOA)	0
Carry forward orthodontic activity (UOA)	0
Baseline contract value	£559,047.44

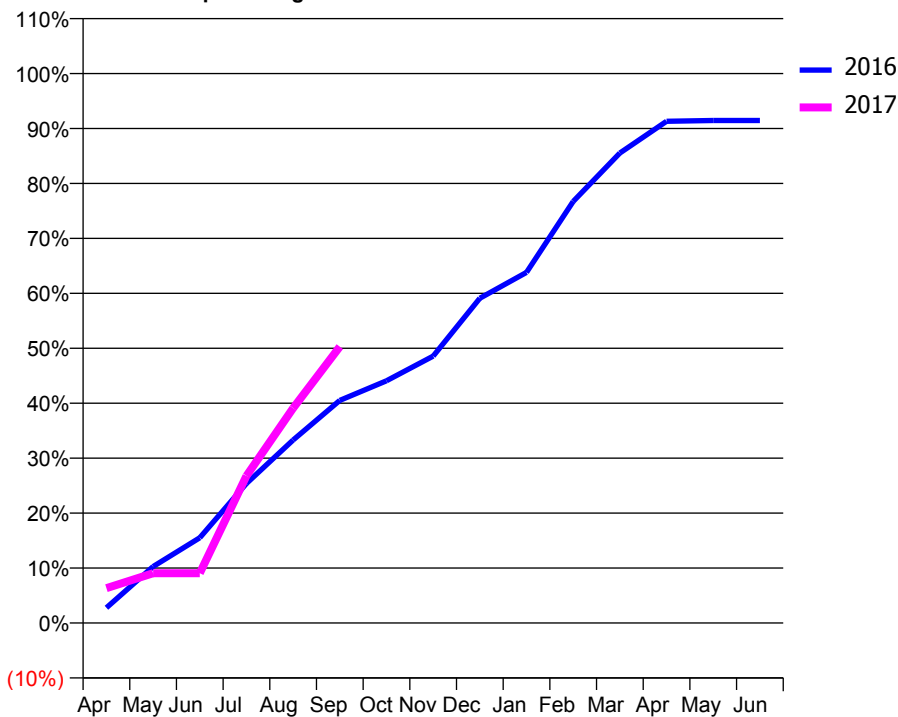
ACCESS*

Patients seen in 24 months	Total	Change since previous quarter
Quarter ending September 2015	5,430	
Quarter ending December 2015	5,275	↓
Quarter ending March 2016	5,174	↓
Quarter ending June 2016	5,047	↓
Quarter ending September 2016	5,361	↑
Variance since September 2015	(1.3%)	↓



ACTIVITY

Cumulative percentage of contracted UDA delivered 2016 & 2017



Month	Adjusted Scheduled Activity (UDA)	
	2016	2017
April	537	1,230
May	1,989	1,752
June	3,000	1,755
July	4,913	5,179
August	6,443	7,565
September	7,836	9,729
October	8,525	
November	9,396	
December	11,433	
January	12,345	
February	14,842	
March	16,543	
April	17,664	
May	17,689	
June	17,690	

QUALITY

	Quantity	Base Number	Contract	AT	Region	England
% of FP17s for the same patient ID Re-attending within 3 months - Children	129	1,060	12.2%	11.8%	11.8%	12.4%
% of FP17s for the same patient ID Re-attending within 3 months - Adults	627	2,691	23.3%	17.2%	16.6%	16.7%
% of FP17s for the same patient ID Re-attending between 3 & 9 months - Children	333	1,060	31.4%	55.4%	60.2%	57.4%
% of FP17s for the same patient ID Re-attending between 3 & 9 months - Adults	826	2,691	30.7%	48.7%	52.0%	50.5%
% of FP17s for Band 1 Urgent Courses	506	3,273	15.5%	10.5%	9.4%	9.1%
% of FP17s Relating to Free Repair or Replacements	36	3,273	1.1%	0.6%	0.7%	0.8%
% of FP17s Relating to Continuations	116	3,273	3.5%	1.0%	1.2%	1.3%
% of Patients satisfied with the dentistry they have received	4	4	N/A	94.3%	93.6%	93.2%
% of Patients satisfied with the time they had to wait for an appointment	4	4	N/A	88.1%	89.1%	89.0%

* This is based on patients treated on this contract for their most recent course of treatment. Figures in italics indicate the base number of FP17s or Patient Questionnaire responses are less than 100. N/A is shown where the base number of responses is less than 10 during the period. % is calculated as Quantity/Base number*100

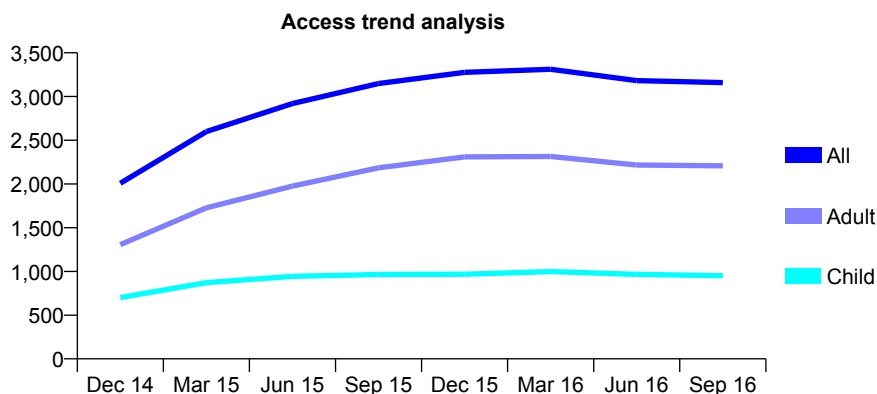
Q67 - Vital Signs At a Glance Contract Report for 196940/0002 - September 2016

Name or company name	Mazdak Eyrumlu and Azad Eyrumlu
Contract type name	GDS Contract
Purpose of contract	General
Contract start date	14/02/2014
Contract end date	

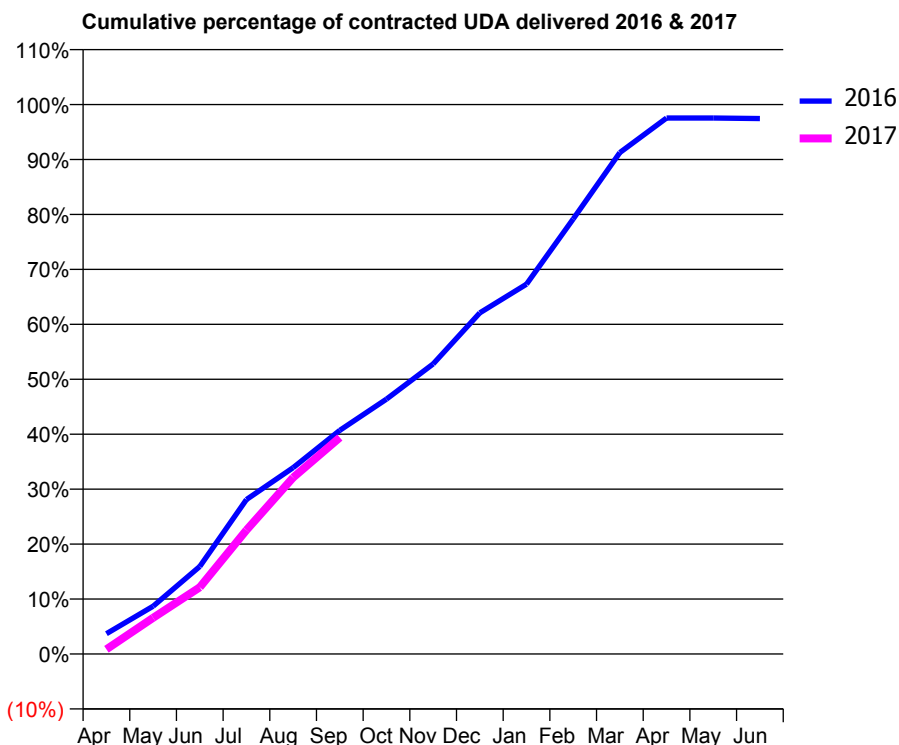
16/17 Contracted general activity (UDA)	10,620
Carry forward general activity (UDA)	271
16/17 Contracted orthodontic activity (UOA)	0
Carry forward orthodontic activity (UOA)	0
Baseline contract value	£298,899.49

ACCESS*

Patients seen in 24 months	Total	Change since previous quarter
Quarter ending September 2015	3,148	
Quarter ending December 2015	3,277	↑
Quarter ending March 2016	3,312	→
Quarter ending June 2016	3,182	↓
Quarter ending September 2016	3,159	→
Variance since September 2015	0.3%	→



ACTIVITY



Month	Adjusted Scheduled Activity (UDA)	
	2016	2017
April	393	92
May	924	700
June	1,692	1,290
July	2,986	2,394
August	3,602	3,411
September	4,323	4,183
October	4,926	
November	5,608	
December	6,593	
January	7,147	
February	8,409	
March	9,692	
April	10,358	
May	10,358	
June	10,349	

QUALITY

	Quantity	Base Number	Contract	AT	Region	England
% of FP17s for the same patient ID Re-attending within 3 months - Children	43	525	8.2%	11.8%	11.8%	12.4%
% of FP17s for the same patient ID Re-attending within 3 months - Adults	150	982	15.3%	17.2%	16.6%	16.7%
% of FP17s for the same patient ID Re-attending between 3 & 9 months - Children	125	525	23.8%	55.4%	60.2%	57.4%
% of FP17s for the same patient ID Re-attending between 3 & 9 months - Adults	218	982	22.2%	48.7%	52.0%	50.5%
% of FP17s for Band 1 Urgent Courses	225	1,344	16.7%	10.5%	9.4%	9.1%
% of FP17s Relating to Free Repair or Replacements	3	1,344	0.2%	0.6%	0.7%	0.8%
% of FP17s Relating to Continuations	15	1,344	1.1%	1.0%	1.2%	1.3%
% of Patients satisfied with the dentistry they have received	2	2	N/A	94.3%	93.6%	93.2%
% of Patients satisfied with the time they had to wait for an appointment	2	2	N/A	88.1%	89.1%	89.0%

* This is based on patients treated on this contract for their most recent course of treatment. Figures in italics indicate the base number of FP17s or Patient Questionnaire responses are less than 100. N/A is shown where the base number of responses is less than 10 during the period. % is calculated as Quantity/Base number*100

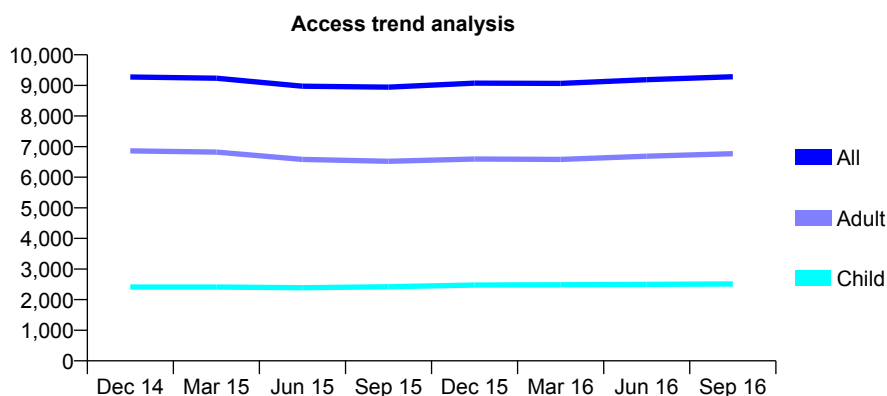
Q67 - Vital Signs At a Glance Contract Report for 199907/0001 - September 2016

Name or company name	Maidstone Dental Care Ltd
Contract type name	GDS Contract
Purpose of contract	General
Contract start date	01/06/2008
Contract end date	

16/17 Contracted general activity (UDA)	25,840
Carry forward general activity (UDA)	481
16/17 Contracted orthodontic activity (UOA)	0
Carry forward orthodontic activity (UOA)	0
Baseline contract value	£631,798.20

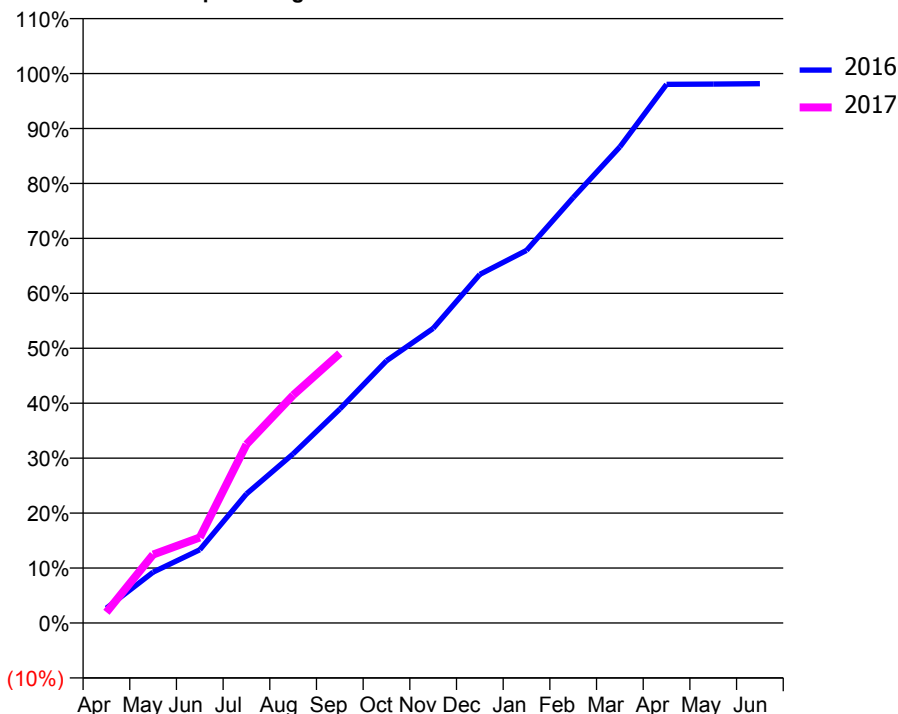
ACCESS*

Patients seen in 24 months	Total	Change since previous quarter
Quarter ending September 2015	8,942	
Quarter ending December 2015	9,073	→
Quarter ending March 2016	9,066	→
Quarter ending June 2016	9,188	→
Quarter ending September 2016	9,283	→
Variance since September 2015	3.8%	↑



ACTIVITY

Cumulative percentage of contracted UDA delivered 2016 & 2017



Month	Adjusted Scheduled Activity (UDA)	
	2016	2017
April	702	506
May	2,394	3,221
June	3,446	4,023
July	6,072	8,400
August	7,957	10,713
September	10,060	12,678
October	12,329	
November	13,853	
December	16,391	
January	17,522	
February	20,009	
March	22,386	
April	25,333	
May	25,343	
June	25,359	

QUALITY

	Quantity	Base Number	Contract	AT	Region	England
% of FP17s for the same patient ID Re-attending within 3 months - Children	125	2,063	6.1%	11.8%	11.8%	12.4%
% of FP17s for the same patient ID Re-attending within 3 months - Adults	749	5,314	14.1%	17.2%	16.6%	16.7%
% of FP17s for the same patient ID Re-attending between 3 & 9 months - Children	1,100	2,063	53.3%	55.4%	60.2%	57.4%
% of FP17s for the same patient ID Re-attending between 3 & 9 months - Adults	2,393	5,314	45.0%	48.7%	52.0%	50.5%
% of FP17s for Band 1 Urgent Courses	562	6,178	9.1%	10.5%	9.4%	9.1%
% of FP17s Relating to Free Repair or Replacements	69	6,178	1.1%	0.6%	0.7%	0.8%
% of FP17s Relating to Continuations	134	6,178	2.2%	1.0%	1.2%	1.3%
% of Patients satisfied with the dentistry they have received	4	4	N/A	94.3%	93.6%	93.2%
% of Patients satisfied with the time they had to wait for an appointment	4	4	N/A	88.1%	89.1%	89.0%

* This is based on patients treated on this contract for their most recent course of treatment. Figures in italics indicate the base number of FP17s or Patient Questionnaire responses are less than 100. N/A is shown where the base number of responses is less than 10 during the period. % is calculated as Quantity/Base number*100

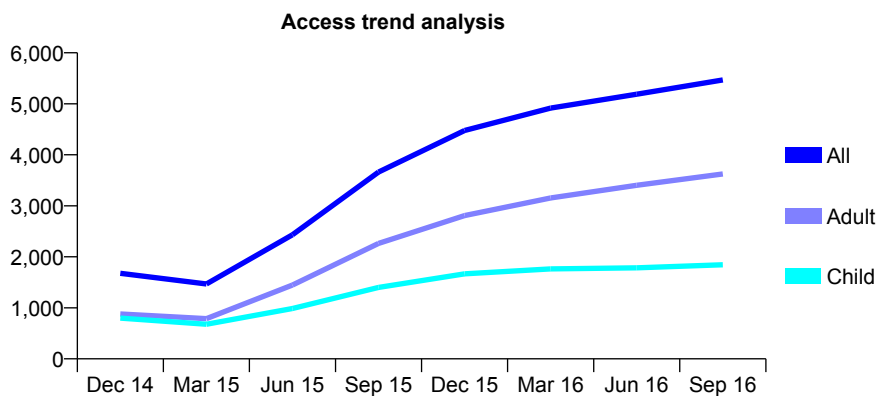
Q67 - Vital Signs At a Glance Contract Report for 203769/0002 - September 2016

Name or company name	MR CP DE LANGE
Contract type name	GDS Contract
Purpose of contract	General
Contract start date	04/04/2011
Contract end date	

16/17 Contracted general activity (UDA)	16,998
Carry forward general activity (UDA)	-309
16/17 Contracted orthodontic activity (UOA)	0
Carry forward orthodontic activity (UOA)	0
Baseline contract value	£431,038.96

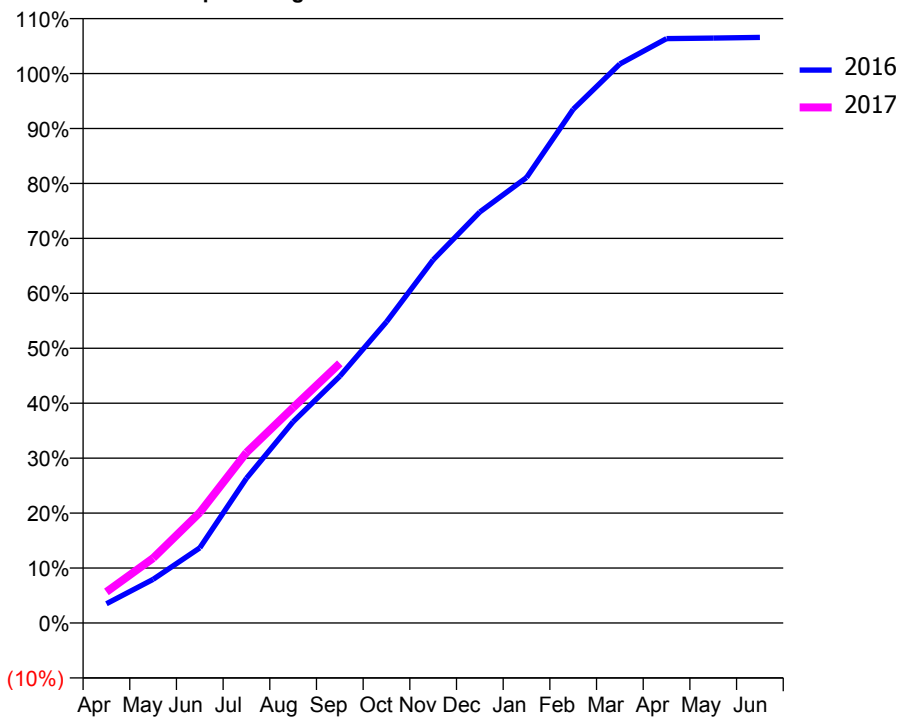
ACCESS*

Patients seen in 24 months	Total	Change since previous quarter
Quarter ending September 2015	3,662	
Quarter ending December 2015	4,477	↑
Quarter ending March 2016	4,917	↑
Quarter ending June 2016	5,188	↑
Quarter ending September 2016	5,468	↑
Variance since September 2015	49.3%	↑



ACTIVITY

Cumulative percentage of contracted UDA delivered 2016 & 2017



Month	Adjusted Scheduled Activity (UDA)	
	2016	2017
April	542	965
May	1,228	2,007
June	2,112	3,419
July	4,068	5,276
August	5,654	6,664
September	6,931	8,035
October	8,461	
November	10,203	
December	11,550	
January	12,516	
February	14,432	
March	15,708	
April	16,419	
May	16,434	
June	16,454	

QUALITY

	Quantity	Base Number	Contract	AT	Region	England
% of FP17s for the same patient ID Re-attending within 3 months - Children	82	1,252	6.5%	11.8%	11.8%	12.4%
% of FP17s for the same patient ID Re-attending within 3 months - Adults	353	2,518	14.0%	17.2%	16.6%	16.7%
% of FP17s for the same patient ID Re-attending between 3 & 9 months - Children	509	1,252	40.7%	55.4%	60.2%	57.4%
% of FP17s for the same patient ID Re-attending between 3 & 9 months - Adults	1,081	2,518	42.9%	48.7%	52.0%	50.5%
% of FP17s for Band 1 Urgent Courses	308	3,442	8.9%	10.5%	9.4%	9.1%
% of FP17s Relating to Free Repair or Replacements	13	3,442	0.4%	0.6%	0.7%	0.8%
% of FP17s Relating to Continuations	7	3,442	0.2%	1.0%	1.2%	1.3%
% of Patients satisfied with the dentistry they have received	7	7	N/A	94.3%	93.6%	93.2%
% of Patients satisfied with the time they had to wait for an appointment	7	7	N/A	88.1%	89.1%	89.0%

* This is based on patients treated on this contract for their most recent course of treatment. Figures in italics indicate the base number of FP17s or Patient Questionnaire responses are less than 100. N/A is shown where the base number of responses is less than 10 during the period. % is calculated as Quantity/Base number*100

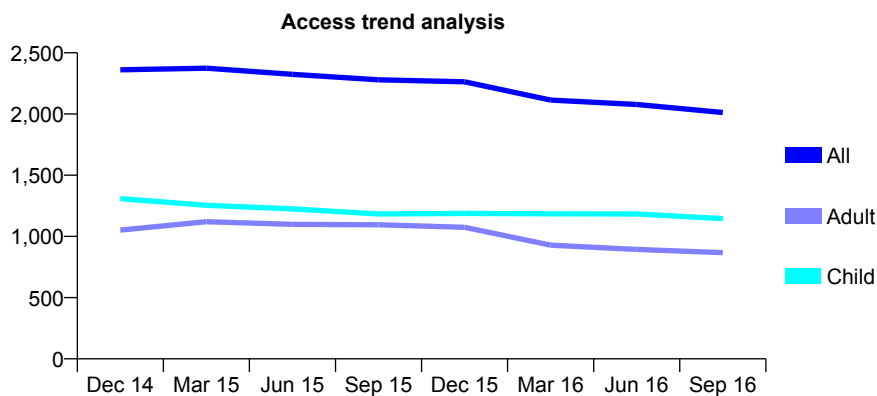
Q67 - Vital Signs At a Glance Contract Report for 205079/0003 - September 2016

Name or company name	MR PR GARROD
Contract type name	GDS Contract
Purpose of contract	General
Contract start date	01/04/2010
Contract end date	

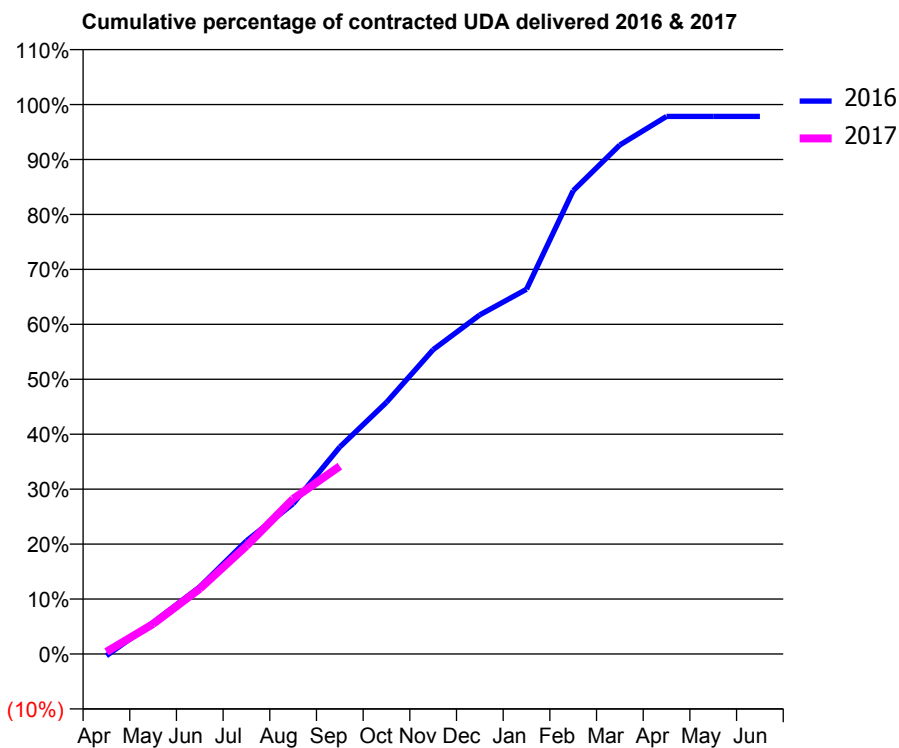
16/17 Contracted general activity (UDA)	5,871
Carry forward general activity (UDA)	127
16/17 Contracted orthodontic activity (UOA)	0
Carry forward orthodontic activity (UOA)	0
Baseline contract value	£147,906.92

ACCESS*

Patients seen in 24 months	Total	Change since previous quarter
Quarter ending September 2015	2,279	
Quarter ending December 2015	2,263	→
Quarter ending March 2016	2,114	↓
Quarter ending June 2016	2,078	↓
Quarter ending September 2016	2,013	↓
Variance since September 2015	(11.7%)	↓



ACTIVITY



Month	Adjusted Scheduled Activity (UDA)	
	2016	2017
April	-20	23
May	338	321
June	717	698
July	1,209	1,154
August	1,606	1,657
September	2,211	2,007
October	2,689	
November	3,251	
December	3,624	
January	3,898	
February	4,951	
March	5,439	
April	5,744	
May	5,744	
June	5,744	

QUALITY

	Quantity	Base Number	Contract	AT	Region	England
% of FP17s for the same patient ID Re-attending within 3 months - Children	50	855	5.8%	11.8%	11.8%	12.4%
% of FP17s for the same patient ID Re-attending within 3 months - Adults	61	399	15.3%	17.2%	16.6%	16.7%
% of FP17s for the same patient ID Re-attending between 3 & 9 months - Children	584	855	68.3%	55.4%	60.2%	57.4%
% of FP17s for the same patient ID Re-attending between 3 & 9 months - Adults	223	399	55.9%	48.7%	52.0%	50.5%
% of FP17s for Band 1 Urgent Courses	61	1,126	5.4%	10.5%	9.4%	9.1%
% of FP17s Relating to Free Repair or Replacements	0	1,126	0.0%	0.6%	0.7%	0.8%
% of FP17s Relating to Continuations	1	1,126	0.1%	1.0%	1.2%	1.3%
% of Patients satisfied with the dentistry they have received	1	1	N/A	94.3%	93.6%	93.2%
% of Patients satisfied with the time they had to wait for an appointment	1	1	N/A	88.1%	89.1%	89.0%

* This is based on patients treated on this contract for their most recent course of treatment. Figures in italics indicate the base number of FP17s or Patient Questionnaire responses are less than 100. N/A is shown where the base number of responses is less than 10 during the period. % is calculated as Quantity/Base number*100

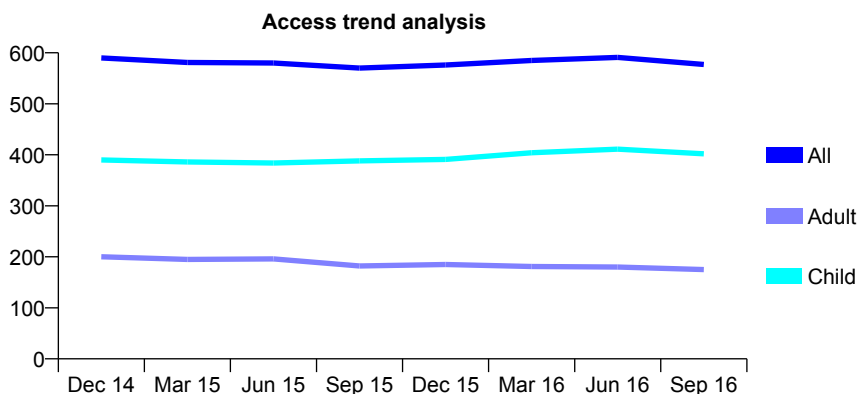
Q67 - Vital Signs At a Glance Contract Report for 210021/0001 - September 2016

Name or company name	MR PK DOWNES
Contract type name	GDS Contract
Purpose of contract	General and Orthodontic
Contract start date	01/04/2006
Contract end date	

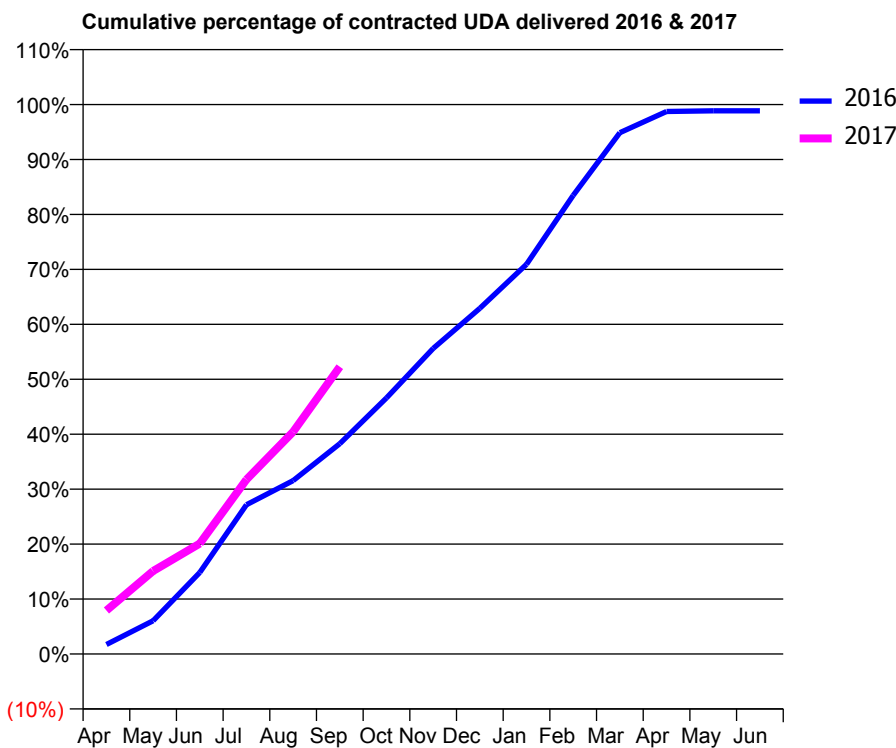
16/17 Contracted general activity (UDA)	1,025
Carry forward general activity (UDA)	0
16/17 Contracted orthodontic activity (UOA)	0
Carry forward orthodontic activity (UOA)	0
Baseline contract value	£51,319.63

ACCESS*

Patients seen in 24 months	Total	Change since previous quarter
Quarter ending September 2015	570	
Quarter ending December 2015	576	→
Quarter ending March 2016	585	→
Quarter ending June 2016	591	→
Quarter ending September 2016	577	↓
Variance since September 2015	1.2%	→



ACTIVITY



Month	Adjusted Scheduled Activity (UDA)	
	2016	2017
April	17	81
May	61	155
June	148	206
July	272	325
August	316	414
September	383	536
October	466	
November	556	
December	629	
January	709	
February	835	
March	949	
April	987	
May	988	
June	988	

QUALITY

	Quantity	Base Number	Contract	AT	Region	England
% of FP17s for the same patient ID Re-attending within 3 months - Children	19	347	5.5%	11.8%	11.8%	12.4%
% of FP17s for the same patient ID Re-attending within 3 months - Adults	9	91	9.9%	17.2%	16.6%	16.7%
% of FP17s for the same patient ID Re-attending between 3 & 9 months - Children	212	347	61.1%	55.4%	60.2%	57.4%
% of FP17s for the same patient ID Re-attending between 3 & 9 months - Adults	47	91	51.6%	48.7%	52.0%	50.5%
% of FP17s for Band 1 Urgent Courses	10	389	2.6%	10.5%	9.4%	9.1%
% of FP17s Relating to Free Repair or Replacements	0	389	0.0%	0.6%	0.7%	0.8%
% of FP17s Relating to Continuations	0	389	0.0%	1.0%	1.2%	1.3%
% of Patients satisfied with the dentistry they have received	0	0	N/A	94.3%	93.6%	93.2%
% of Patients satisfied with the time they had to wait for an appointment	0	0	N/A	88.1%	89.1%	89.0%

* This is based on patients treated on this contract for their most recent course of treatment. Figures in italics indicate the base number of FP17s or Patient Questionnaire responses are less than 100. N/A is shown where the base number of responses is less than 10 during the period. % is calculated as Quantity/Base number*100

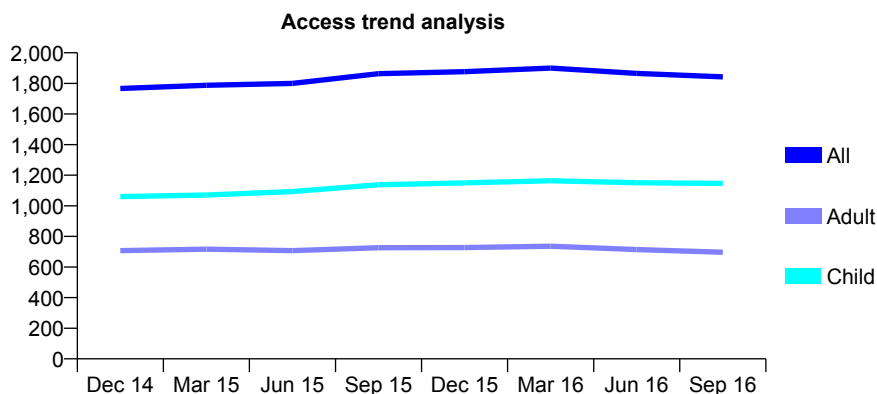
Q67 - Vital Signs At a Glance Contract Report for 210307/0001 - September 2016

Name or company name	MR HM WINSTONE
Contract type name	GDS Contract
Purpose of contract	General
Contract start date	01/04/2006
Contract end date	

16/17 Contracted general activity (UDA)	4,664
Carry forward general activity (UDA)	-45
16/17 Contracted orthodontic activity (UOA)	0
Carry forward orthodontic activity (UOA)	0
Baseline contract value	£114,036.64

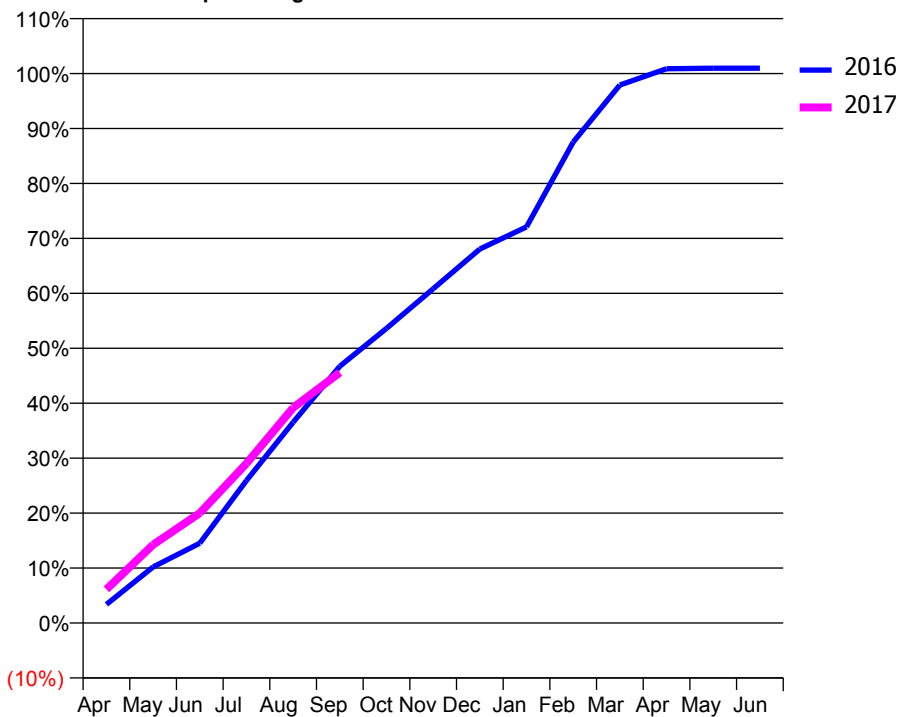
ACCESS*

Patients seen in 24 months	Total	Change since previous quarter
Quarter ending September 2015	1,864	
Quarter ending December 2015	1,877	→
Quarter ending March 2016	1,900	→
Quarter ending June 2016	1,865	↓
Quarter ending September 2016	1,843	↓
Variance since September 2015	(1.1%)	↓



ACTIVITY

Cumulative percentage of contracted UDA delivered 2016 & 2017



Month	Adjusted Scheduled Activity (UDA)	
	2016	2017
April	158	286
May	475	665
June	678	934
July	1,210	1,355
August	1,703	1,827
September	2,179	2,126
October	2,500	
November	2,837	
December	3,174	
January	3,362	
February	4,082	
March	4,566	
April	4,705	
May	4,709	
June	4,709	

QUALITY

	Quantity	Base Number	Contract	AT	Region	England
% of FP17s for the same patient ID Re-attending within 3 months - Children	92	934	9.9%	11.8%	11.8%	12.4%
% of FP17s for the same patient ID Re-attending within 3 months - Adults	66	406	16.3%	17.2%	16.6%	16.7%
% of FP17s for the same patient ID Re-attending between 3 & 9 months - Children	615	934	65.8%	55.4%	60.2%	57.4%
% of FP17s for the same patient ID Re-attending between 3 & 9 months - Adults	223	406	54.9%	48.7%	52.0%	50.5%
% of FP17s for Band 1 Urgent Courses	56	1,264	4.4%	10.5%	9.4%	9.1%
% of FP17s Relating to Free Repair or Replacements	1	1,264	0.1%	0.6%	0.7%	0.8%
% of FP17s Relating to Continuations	1	1,264	0.1%	1.0%	1.2%	1.3%
% of Patients satisfied with the dentistry they have received	2	2	N/A	94.3%	93.6%	93.2%
% of Patients satisfied with the time they had to wait for an appointment	2	2	N/A	88.1%	89.1%	89.0%

* This is based on patients treated on this contract for their most recent course of treatment. Figures in italics indicate the base number of FP17s or Patient Questionnaire responses are less than 100. N/A is shown where the base number of responses is less than 10 during the period. % is calculated as Quantity/Base number*100

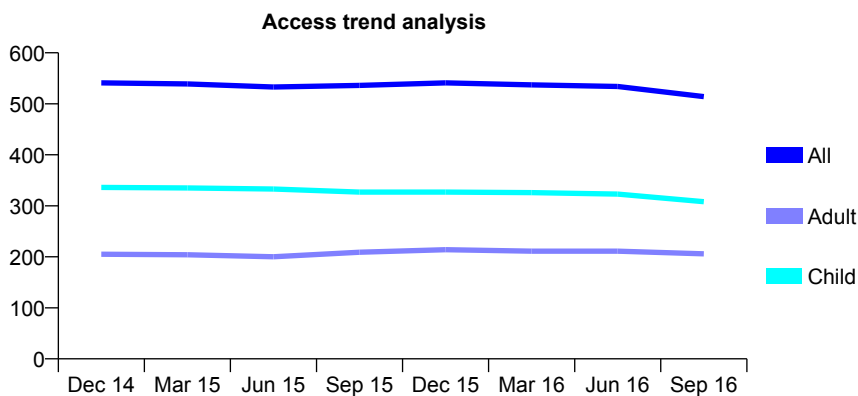
Q67 - Vital Signs At a Glance Contract Report for 219835/0001 - September 2016

Name or company name	MISS JJ HOGAN
Contract type name	GDS Contract
Purpose of contract	General
Contract start date	01/04/2006
Contract end date	

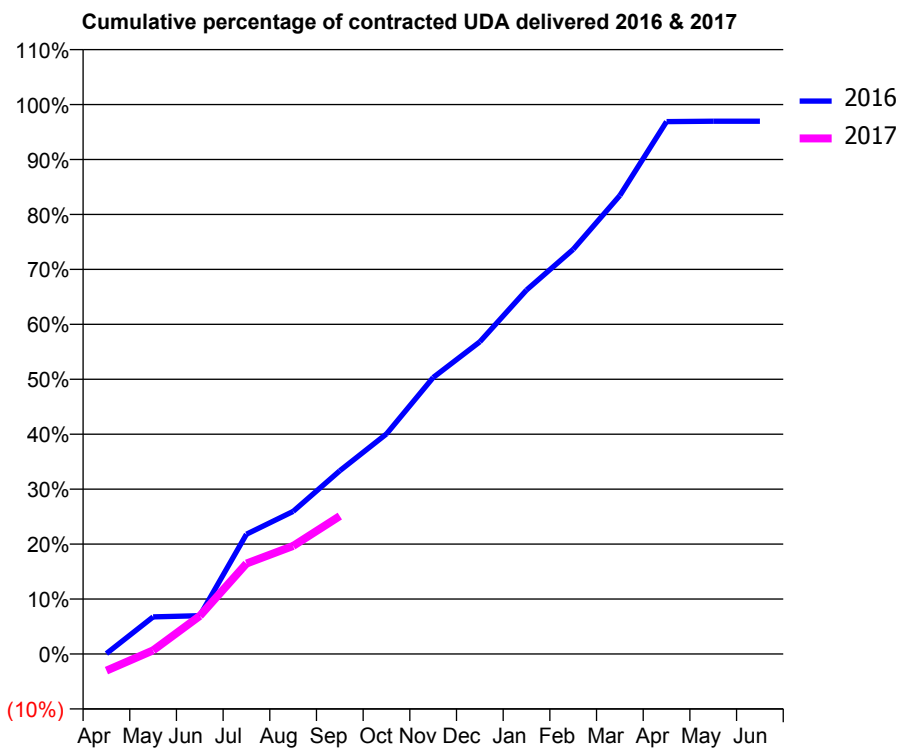
16/17 Contracted general activity (UDA)	1,280
Carry forward general activity (UDA)	39
16/17 Contracted orthodontic activity (UOA)	0
Carry forward orthodontic activity (UOA)	0
Baseline contract value	£28,451.51

ACCESS*

Patients seen in 24 months	Total	Change since previous quarter
Quarter ending September 2015	536	
Quarter ending December 2015	541	→
Quarter ending March 2016	537	→
Quarter ending June 2016	534	→
Quarter ending September 2016	514	↓
Variance since September 2015	(4.1%)	↓



ACTIVITY



Month	Adjusted Scheduled Activity (UDA)	
	2016	2017
April	1	-39
May	86	9
June	89	89
July	279	211
August	332	252
September	427	321
October	513	
November	644	
December	727	
January	848	
February	943	
March	1,068	
April	1,240	
May	1,241	
June	1,241	

QUALITY

	Quantity	Base Number	Contract	AT	Region	England
% of FP17s for the same patient ID Re-attending within 3 months - Children	16	186	8.6%	11.8%	11.8%	12.4%
% of FP17s for the same patient ID Re-attending within 3 months - Adults	25	123	20.3%	17.2%	16.6%	16.7%
% of FP17s for the same patient ID Re-attending between 3 & 9 months - Children	79	186	42.5%	55.4%	60.2%	57.4%
% of FP17s for the same patient ID Re-attending between 3 & 9 months - Adults	61	123	49.6%	48.7%	52.0%	50.5%
% of FP17s for Band 1 Urgent Courses	16	232	6.9%	10.5%	9.4%	9.1%
% of FP17s Relating to Free Repair or Replacements	1	232	0.4%	0.6%	0.7%	0.8%
% of FP17s Relating to Continuations	0	232	0.0%	1.0%	1.2%	1.3%
% of Patients satisfied with the dentistry they have received	0	0	N/A	94.3%	93.6%	93.2%
% of Patients satisfied with the time they had to wait for an appointment	0	0	N/A	88.1%	89.1%	89.0%

* This is based on patients treated on this contract for their most recent course of treatment. Figures in italics indicate the base number of FP17s or Patient Questionnaire responses are less than 100. N/A is shown where the base number of responses is less than 10 during the period. % is calculated as Quantity/Base number*100

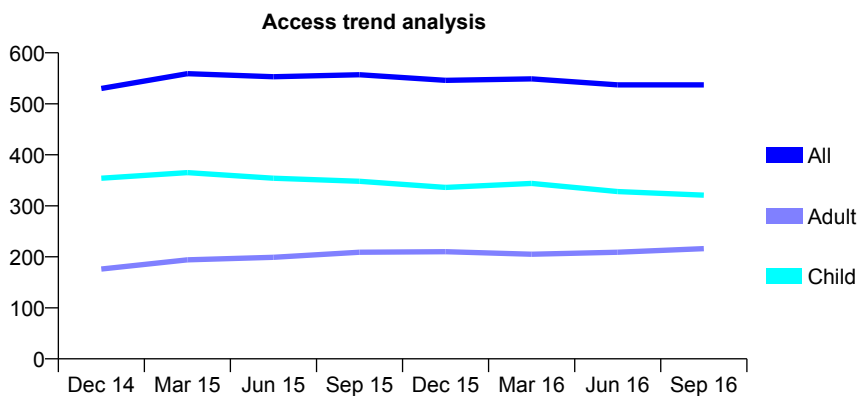
Q67 - Vital Signs At a Glance Contract Report for 219924/0001 - September 2016

Name or company name	MRS FM MURCH
Contract type name	GDS Contract
Purpose of contract	General
Contract start date	01/04/2006
Contract end date	

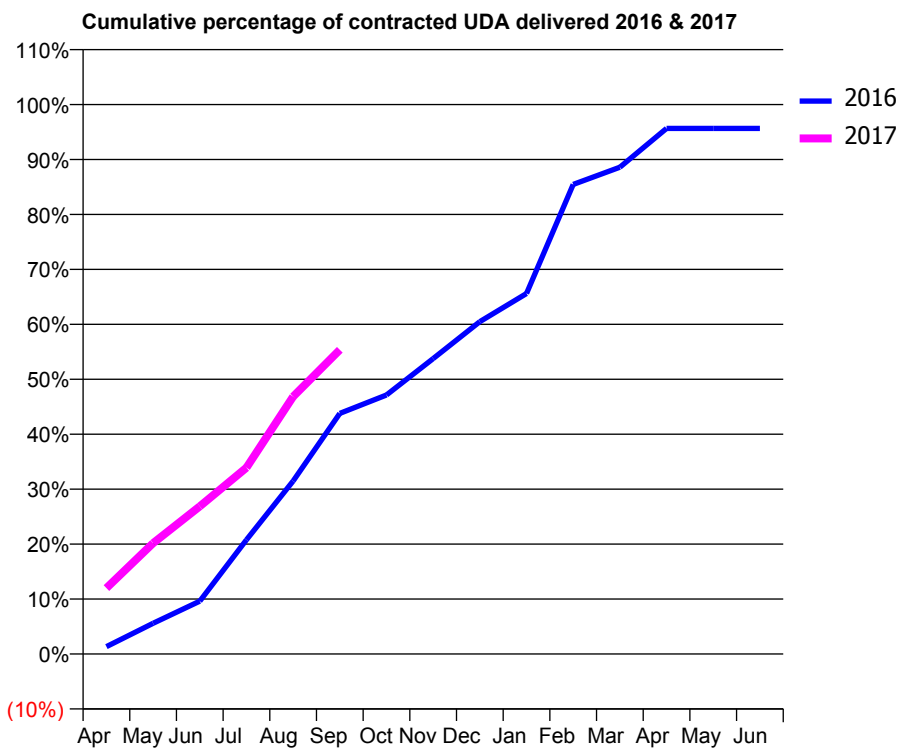
16/17 Contracted general activity (UDA)	1,047
Carry forward general activity (UDA)	0
16/17 Contracted orthodontic activity (UOA)	0
Carry forward orthodontic activity (UOA)	0
Baseline contract value	£25,599.56

ACCESS*

Patients seen in 24 months	Total	Change since previous quarter
Quarter ending September 2015	557	
Quarter ending December 2015	546	↓
Quarter ending March 2016	549	→
Quarter ending June 2016	537	↓
Quarter ending September 2016	537	→
Variance since September 2015	(3.6%)	↓



ACTIVITY



Month	Adjusted Scheduled Activity (UDA)	
	2016	2017
April	14	126
May	59	211
June	101	281
July	218	355
August	330	491
September	459	580
October	494	
November	563	
December	633	
January	687	
February	895	
March	928	
April	1,001	
May	1,001	
June	1,001	

QUALITY

	Quantity	Base Number	Contract	AT	Region	England
% of FP17s for the same patient ID Re-attending within 3 months - Children	23	261	8.8%	11.8%	11.8%	12.4%
% of FP17s for the same patient ID Re-attending within 3 months - Adults	16	114	14.0%	17.2%	16.6%	16.7%
% of FP17s for the same patient ID Re-attending between 3 & 9 months - Children	138	261	52.9%	55.4%	60.2%	57.4%
% of FP17s for the same patient ID Re-attending between 3 & 9 months - Adults	43	114	37.7%	48.7%	52.0%	50.5%
% of FP17s for Band 1 Urgent Courses	23	335	6.9%	10.5%	9.4%	9.1%
% of FP17s Relating to Free Repair or Replacements	0	335	0.0%	0.6%	0.7%	0.8%
% of FP17s Relating to Continuations	0	335	0.0%	1.0%	1.2%	1.3%
% of Patients satisfied with the dentistry they have received	1	1	N/A	94.3%	93.6%	93.2%
% of Patients satisfied with the time they had to wait for an appointment	1	1	N/A	88.1%	89.1%	89.0%

* This is based on patients treated on this contract for their most recent course of treatment. Figures in italics indicate the base number of FP17s or Patient Questionnaire responses are less than 100. N/A is shown where the base number of responses is less than 10 during the period. % is calculated as Quantity/Base number*100

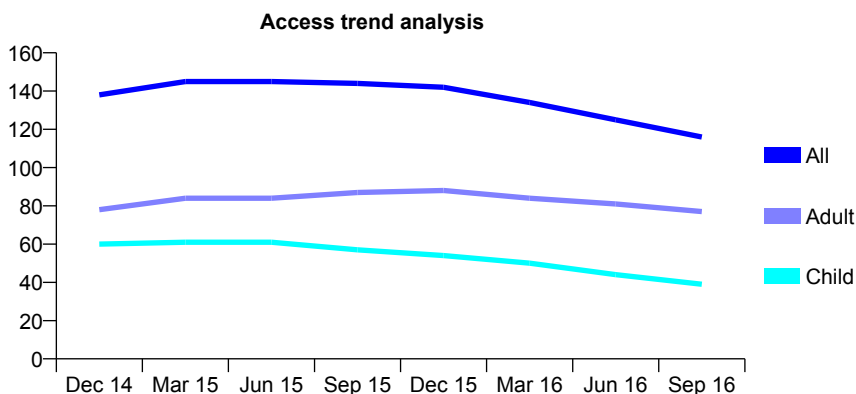
Q67 - Vital Signs At a Glance Contract Report for 221066/0001 - September 2016

Name or company name	MR JT JOHNSTON
Contract type name	GDS Contract
Purpose of contract	General
Contract start date	01/04/2006
Contract end date	

16/17 Contracted general activity (UDA)	618
Carry forward general activity (UDA)	0
16/17 Contracted orthodontic activity (UOA)	0
Carry forward orthodontic activity (UOA)	0
Baseline contract value	£15,110.33

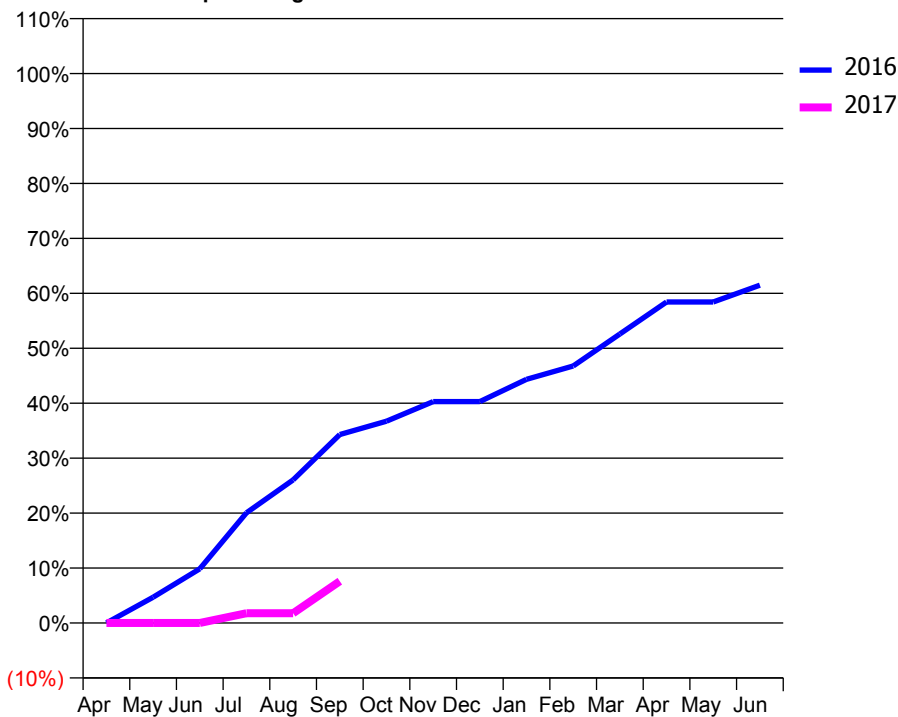
ACCESS*

Patients seen in 24 months	Total	Change since previous quarter
Quarter ending September 2015	144	
Quarter ending December 2015	142	↓
Quarter ending March 2016	134	↓
Quarter ending June 2016	125	↓
Quarter ending September 2016	116	↓
Variance since September 2015	(19.4%)	↓



ACTIVITY

Cumulative percentage of contracted UDA delivered 2016 & 2017



Adjusted Scheduled Activity (UDA)

Month	2016	2017
April	0	0
May	29	0
June	61	0
July	124	11
August	161	11
September	212	47
October	227	
November	249	
December	249	
January	274	
February	289	
March	325	
April	361	
May	361	
June	380	

QUALITY

	Quantity	Base Number	Contract	AT	Region	England
% of FP17s for the same patient ID Re-attending within 3 months - Children	0	16	0.0%	11.8%	11.8%	12.4%
% of FP17s for the same patient ID Re-attending within 3 months - Adults	3	34	8.8%	17.2%	16.6%	16.7%
% of FP17s for the same patient ID Re-attending between 3 & 9 months - Children	15	16	93.8%	55.4%	60.2%	57.4%
% of FP17s for the same patient ID Re-attending between 3 & 9 months - Adults	19	34	55.9%	48.7%	52.0%	50.5%
% of FP17s for Band 1 Urgent Courses	0	33	0.0%	10.5%	9.4%	9.1%
% of FP17s Relating to Free Repair or Replacements	0	33	0.0%	0.6%	0.7%	0.8%
% of FP17s Relating to Continuations	0	33	0.0%	1.0%	1.2%	1.3%
% of Patients satisfied with the dentistry they have received	0	0	N/A	94.3%	93.6%	93.2%
% of Patients satisfied with the time they had to wait for an appointment	0	0	N/A	88.1%	89.1%	89.0%

* This is based on patients treated on this contract for their most recent course of treatment. Figures in italics indicate the base number of FP17s or Patient Questionnaire responses are less than 100. N/A is shown where the base number of responses is less than 10 during the period. % is calculated as Quantity/Base number*100

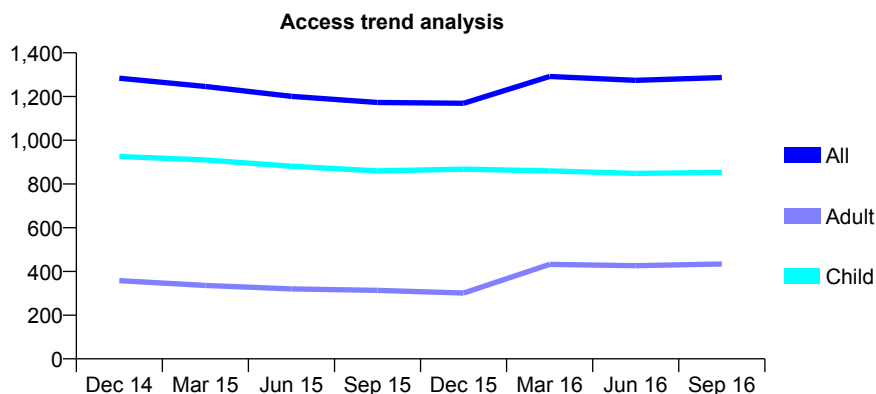
Q67 - Vital Signs At a Glance Contract Report for 221503/0001 - September 2016

Name or company name	MR UL PERERA
Contract type name	GDS Contract
Purpose of contract	General
Contract start date	01/04/2006
Contract end date	

16/17 Contracted general activity (UDA)	4,054
Carry forward general activity (UDA)	0
16/17 Contracted orthodontic activity (UOA)	0
Carry forward orthodontic activity (UOA)	0
Baseline contract value	£99,121.90

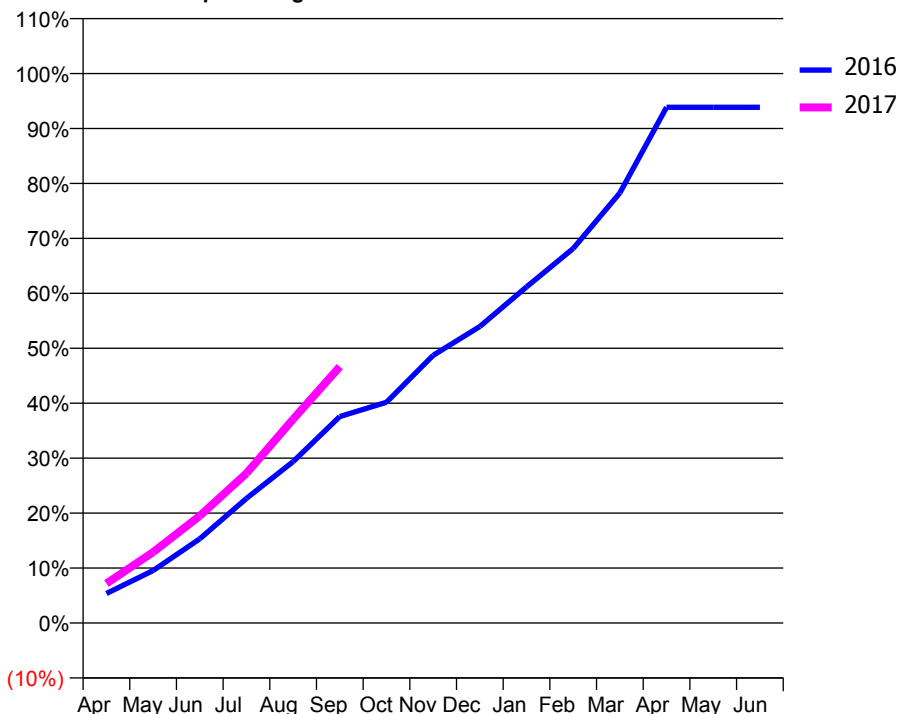
ACCESS*

Patients seen in 24 months	Total	Change since previous quarter
Quarter ending September 2015	1,173	
Quarter ending December 2015	1,169	→
Quarter ending March 2016	1,292	↑
Quarter ending June 2016	1,274	↓
Quarter ending September 2016	1,287	→
Variance since September 2015	9.7%	↑



ACTIVITY

Cumulative percentage of contracted UDA delivered 2016 & 2017



Adjusted Scheduled Activity (UDA)

Month	2016	2017
April	218	291
May	388	523
June	621	791
July	920	1,104
August	1,190	1,504
September	1,524	1,891
October	1,629	
November	1,975	
December	2,188	
January	2,479	
February	2,763	
March	3,173	
April	3,805	
May	3,805	
June	3,805	

QUALITY

	Quantity	Base Number	Contract	AT	Region	England
% of FP17s for the same patient ID Re-attending within 3 months - Children	40	797	5.0%	11.8%	11.8%	12.4%
% of FP17s for the same patient ID Re-attending within 3 months - Adults	20	263	7.6%	17.2%	16.6%	16.7%
% of FP17s for the same patient ID Re-attending between 3 & 9 months - Children	522	797	65.5%	55.4%	60.2%	57.4%
% of FP17s for the same patient ID Re-attending between 3 & 9 months - Adults	86	263	32.7%	48.7%	52.0%	50.5%
% of FP17s for Band 1 Urgent Courses	31	843	3.7%	10.5%	9.4%	9.1%
% of FP17s Relating to Free Repair or Replacements	0	843	0.0%	0.6%	0.7%	0.8%
% of FP17s Relating to Continuations	0	843	0.0%	1.0%	1.2%	1.3%
% of Patients satisfied with the dentistry they have received	1	2	N/A	94.3%	93.6%	93.2%
% of Patients satisfied with the time they had to wait for an appointment	1	2	N/A	88.1%	89.1%	89.0%

* This is based on patients treated on this contract for their most recent course of treatment. Figures in italics indicate the base number of FP17s or Patient Questionnaire responses are less than 100. N/A is shown where the base number of responses is less than 10 during the period. % is calculated as Quantity/Base number*100

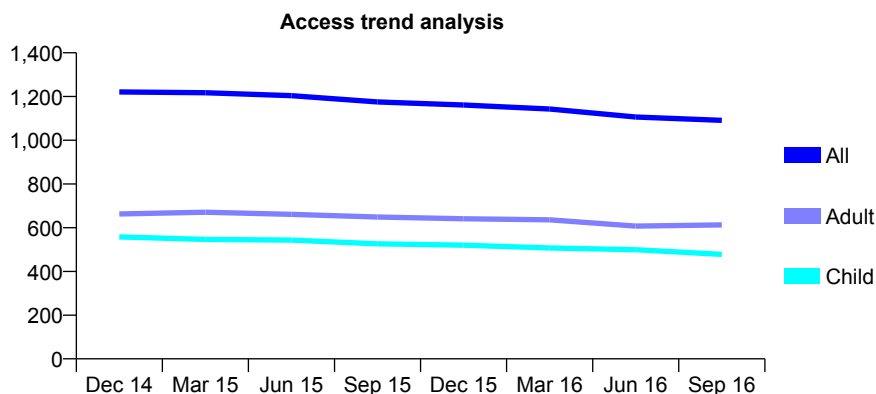
Q67 - Vital Signs At a Glance Contract Report for 224006/0001 - September 2016

Name or company name	MR RW LUKE
Contract type name	GDS Contract
Purpose of contract	General
Contract start date	01/04/2006
Contract end date	

16/17 Contracted general activity (UDA)	2,577
Carry forward general activity (UDA)	4
16/17 Contracted orthodontic activity (UOA)	0
Carry forward orthodontic activity (UOA)	0
Baseline contract value	£63,010.31

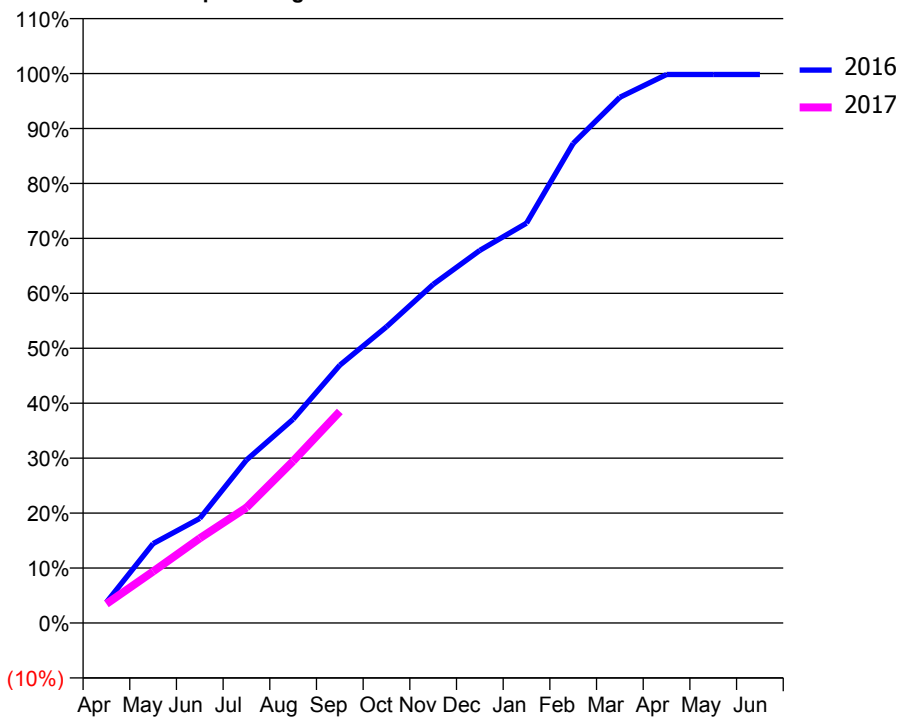
ACCESS*

Patients seen in 24 months	Total	Change since previous quarter
Quarter ending September 2015	1,175	
Quarter ending December 2015	1,161	↓
Quarter ending March 2016	1,143	↓
Quarter ending June 2016	1,106	↓
Quarter ending September 2016	1,091	↓
Variance since September 2015	(7.1%)	↓



ACTIVITY

Cumulative percentage of contracted UDA delivered 2016 & 2017



Adjusted Scheduled Activity (UDA)

Month	2016	2017
April	97	90
May	373	242
June	490	398
July	764	541
August	956	760
September	1,209	992
October	1,389	
November	1,588	
December	1,747	
January	1,875	
February	2,249	
March	2,465	
April	2,573	
May	2,573	
June	2,573	

QUALITY

	Quantity	Base Number	Contract	AT	Region	England
% of FP17s for the same patient ID Re-attending within 3 months - Children	12	365	3.3%	11.8%	11.8%	12.4%
% of FP17s for the same patient ID Re-attending within 3 months - Adults	47	420	11.2%	17.2%	16.6%	16.7%
% of FP17s for the same patient ID Re-attending between 3 & 9 months - Children	284	365	77.8%	55.4%	60.2%	57.4%
% of FP17s for the same patient ID Re-attending between 3 & 9 months - Adults	297	420	70.7%	48.7%	52.0%	50.5%
% of FP17s for Band 1 Urgent Courses	21	724	2.9%	10.5%	9.4%	9.1%
% of FP17s Relating to Free Repair or Replacements	0	724	0.0%	0.6%	0.7%	0.8%
% of FP17s Relating to Continuations	7	724	1.0%	1.0%	1.2%	1.3%
% of Patients satisfied with the dentistry they have received	1	2	N/A	94.3%	93.6%	93.2%
% of Patients satisfied with the time they had to wait for an appointment	2	2	N/A	88.1%	89.1%	89.0%

* This is based on patients treated on this contract for their most recent course of treatment. Figures in italics indicate the base number of FP17s or Patient Questionnaire responses are less than 100. N/A is shown where the base number of responses is less than 10 during the period. % is calculated as Quantity/Base number*100

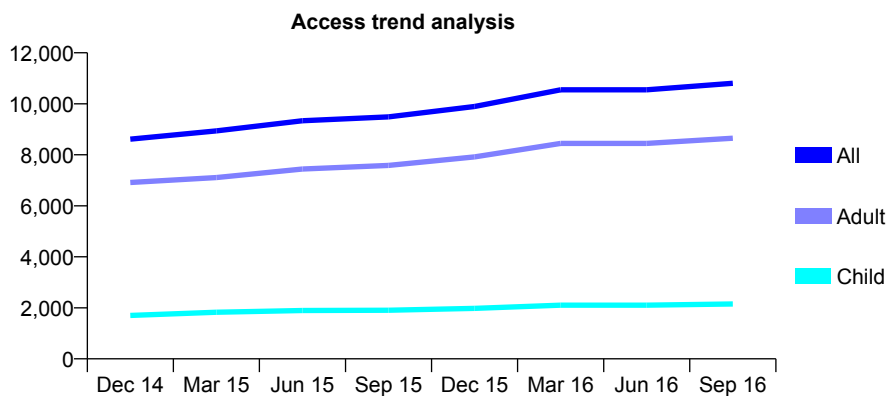
Q67 - Vital Signs At a Glance Contract Report for 238783/0001 - September 2016

Name or company name	MR AN ZYBUTZ
Contract type name	GDS Contract
Purpose of contract	General
Contract start date	01/04/2006
Contract end date	

16/17 Contracted general activity (UDA)	37,286
Carry forward general activity (UDA)	67
16/17 Contracted orthodontic activity (UOA)	0
Carry forward orthodontic activity (UOA)	0
Baseline contract value	£1,095,278.30

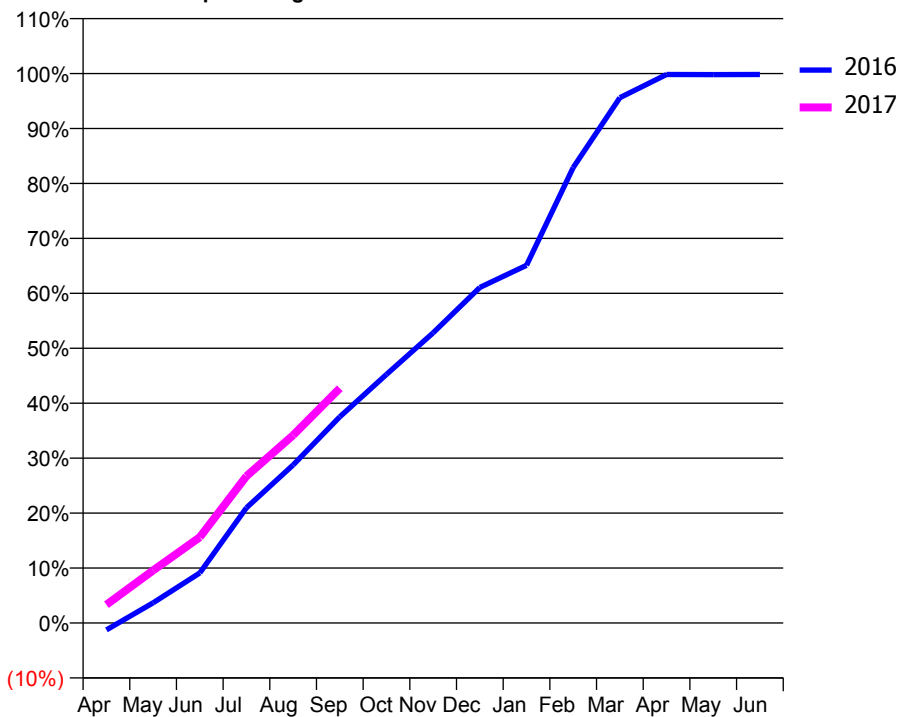
ACCESS*

Patients seen in 24 months	Total	Change since previous quarter
Quarter ending September 2015	9,489	
Quarter ending December 2015	9,897	↑
Quarter ending March 2016	10,549	↑
Quarter ending June 2016	10,551	→
Quarter ending September 2016	10,806	↑
Variance since September 2015	13.9%	↑



ACTIVITY

Cumulative percentage of contracted UDA delivered 2016 & 2017



Month	Adjusted Scheduled Activity (UDA)	
	2016	2017
April	-477	1,240
May	1,374	3,566
June	3,399	5,821
July	7,824	9,969
August	10,730	12,743
September	13,990	15,927
October	16,871	
November	19,693	
December	22,765	
January	24,273	
February	30,900	
March	35,647	
April	37,222	
May	37,212	
June	37,219	

QUALITY

	Quantity	Base Number	Contract	AT	Region	England
% of FP17s for the same patient ID Re-attending within 3 months - Children	82	1,378	6.0%	11.8%	11.8%	12.4%
% of FP17s for the same patient ID Re-attending within 3 months - Adults	765	5,125	14.9%	17.2%	16.6%	16.7%
% of FP17s for the same patient ID Re-attending between 3 & 9 months - Children	676	1,378	49.1%	55.4%	60.2%	57.4%
% of FP17s for the same patient ID Re-attending between 3 & 9 months - Adults	2,445	5,125	47.7%	48.7%	52.0%	50.5%
% of FP17s for Band 1 Urgent Courses	607	6,007	10.1%	10.5%	9.4%	9.1%
% of FP17s Relating to Free Repair or Replacements	50	6,007	0.8%	0.6%	0.7%	0.8%
% of FP17s Relating to Continuations	119	6,007	2.0%	1.0%	1.2%	1.3%
% of Patients satisfied with the dentistry they have received	15	15	100.0%	94.3%	93.6%	93.2%
% of Patients satisfied with the time they had to wait for an appointment	12	15	80.0%	88.1%	89.1%	89.0%

* This is based on patients treated on this contract for their most recent course of treatment. Figures in italics indicate the base number of FP17s or Patient Questionnaire responses are less than 100. N/A is shown where the base number of responses is less than 10 during the period. % is calculated as Quantity/Base number*100

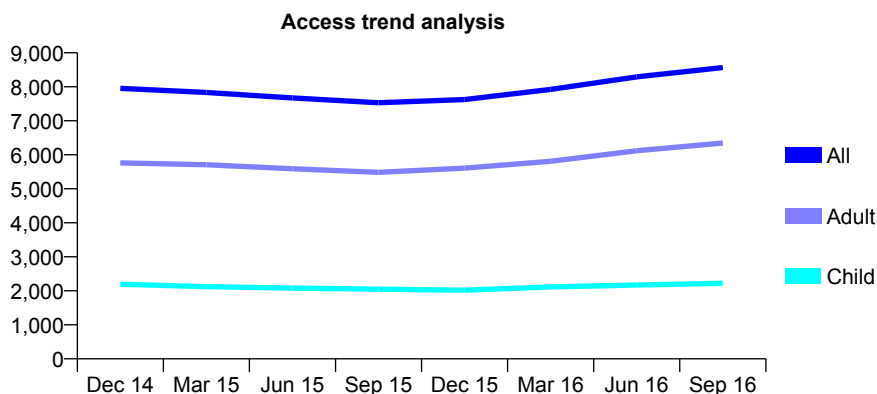
Q67 - Vital Signs At a Glance Contract Report for 238783/0002 - September 2016

Name or company name	MR AN ZYBUTZ
Contract type name	GDS Contract
Purpose of contract	General
Contract start date	01/04/2006
Contract end date	

16/17 Contracted general activity (UDA)	26,947
Carry forward general activity (UDA)	88
16/17 Contracted orthodontic activity (UOA)	0
Carry forward orthodontic activity (UOA)	0
Baseline contract value	£723,364.57

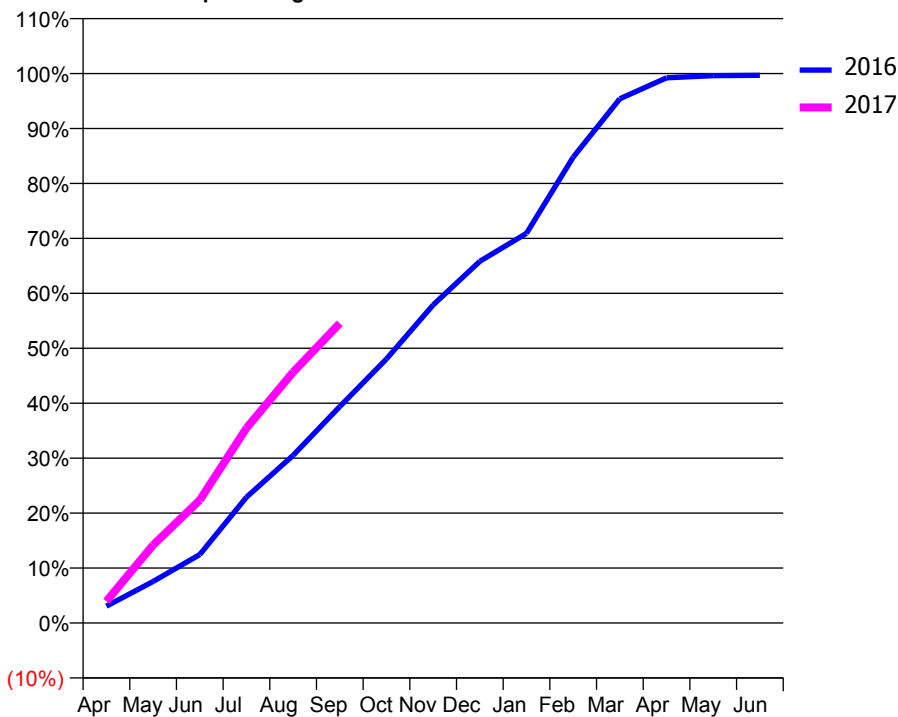
ACCESS*

Patients seen in 24 months	Total	Change since previous quarter
Quarter ending September 2015	7,532	
Quarter ending December 2015	7,626	→
Quarter ending March 2016	7,925	↑
Quarter ending June 2016	8,292	↑
Quarter ending September 2016	8,568	↑
Variance since September 2015	13.8%	↑



ACTIVITY

Cumulative percentage of contracted UDA delivered 2016 & 2017



Month	Adjusted Scheduled Activity (UDA)	
	2016	2017
April	826	1,071
May	2,034	3,825
June	3,356	6,024
July	6,172	9,558
August	8,222	12,303
September	10,617	14,695
October	12,948	
November	15,597	
December	17,741	
January	19,113	
February	22,844	
March	25,709	
April	26,735	
May	26,837	
June	26,859	

QUALITY

	Quantity	Base Number	Contract	AT	Region	England
% of FP17s for the same patient ID Re-attending within 3 months - Children	96	1,552	6.2%	11.8%	11.8%	12.4%
% of FP17s for the same patient ID Re-attending within 3 months - Adults	520	4,463	11.7%	17.2%	16.6%	16.7%
% of FP17s for the same patient ID Re-attending between 3 & 9 months - Children	685	1,552	44.1%	55.4%	60.2%	57.4%
% of FP17s for the same patient ID Re-attending between 3 & 9 months - Adults	1,910	4,463	42.8%	48.7%	52.0%	50.5%
% of FP17s for Band 1 Urgent Courses	368	5,647	6.5%	10.5%	9.4%	9.1%
% of FP17s Relating to Free Repair or Replacements	37	5,647	0.7%	0.6%	0.7%	0.8%
% of FP17s Relating to Continuations	123	5,647	2.2%	1.0%	1.2%	1.3%
% of Patients satisfied with the dentistry they have received	15	16	93.8%	94.3%	93.6%	93.2%
% of Patients satisfied with the time they had to wait for an appointment	14	16	87.5%	88.1%	89.1%	89.0%

* This is based on patients treated on this contract for their most recent course of treatment. Figures in italics indicate the base number of FP17s or Patient Questionnaire responses are less than 100. N/A is shown where the base number of responses is less than 10 during the period. % is calculated as Quantity/Base number*100

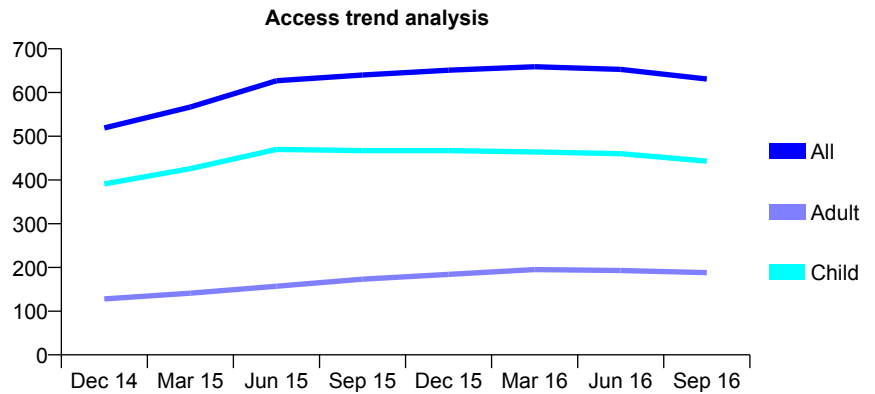
Q67 - Vital Signs At a Glance Contract Report for 246476/0001 - September 2016

Name or company name	MR PS BHOGAL
Contract type name	GDS Contract
Purpose of contract	General
Contract start date	17/04/2014
Contract end date	

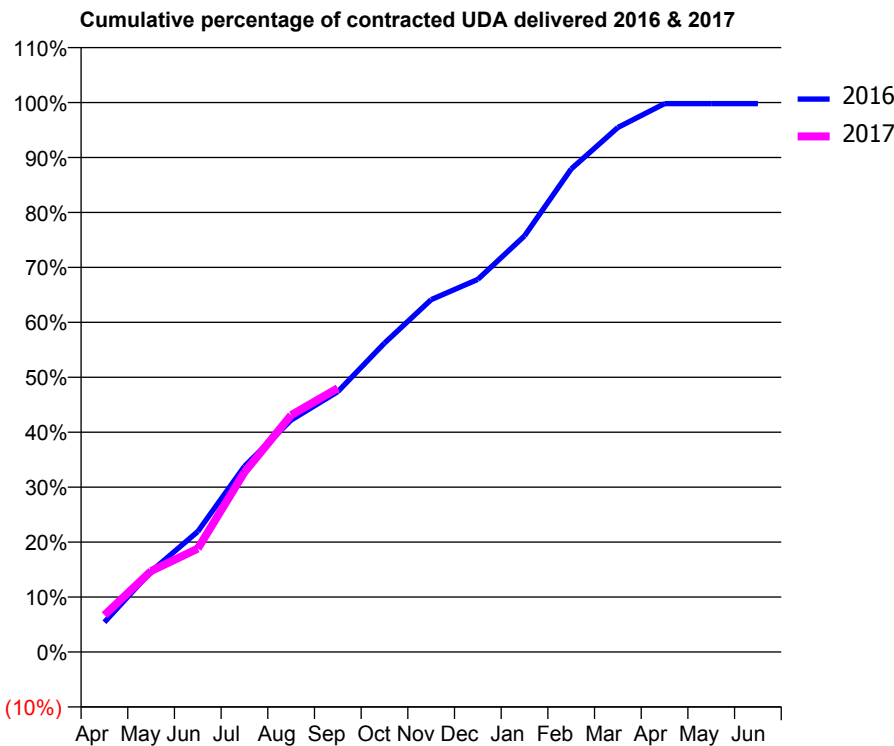
16/17 Contracted general activity (UDA)	1,600
Carry forward general activity (UDA)	3
16/17 Contracted orthodontic activity (UOA)	0
Carry forward orthodontic activity (UOA)	0
Baseline contract value	£37,990.82

ACCESS*

Patients seen in 24 months	Total	Change since previous quarter
Quarter ending September 2015	640	
Quarter ending December 2015	651	→
Quarter ending March 2016	659	→
Quarter ending June 2016	653	→
Quarter ending September 2016	631	↓
Variance since September 2015	(1.4%)	↓



ACTIVITY



Month	Adjusted Scheduled Activity (UDA)	
	2016	2017
April	87	107
May	235	236
June	351	301
July	541	523
August	675	690
September	758	768
October	900	
November	1,026	
December	1,085	
January	1,212	
February	1,406	
March	1,527	
April	1,597	
May	1,597	
June	1,597	

QUALITY

	Quantity	Base Number	Contract	AT	Region	England
% of FP17s for the same patient ID Re-attending within 3 months - Children	22	323	6.8%	11.8%	11.8%	12.4%
% of FP17s for the same patient ID Re-attending within 3 months - Adults	14	103	13.6%	17.2%	16.6%	16.7%
% of FP17s for the same patient ID Re-attending between 3 & 9 months - Children	182	323	56.3%	55.4%	60.2%	57.4%
% of FP17s for the same patient ID Re-attending between 3 & 9 months - Adults	55	103	53.4%	48.7%	52.0%	50.5%
% of FP17s for Band 1 Urgent Courses	15	397	3.8%	10.5%	9.4%	9.1%
% of FP17s Relating to Free Repair or Replacements	0	397	0.0%	0.6%	0.7%	0.8%
% of FP17s Relating to Continuations	0	397	0.0%	1.0%	1.2%	1.3%
% of Patients satisfied with the dentistry they have received	0	0	N/A	94.3%	93.6%	93.2%
% of Patients satisfied with the time they had to wait for an appointment	0	0	N/A	88.1%	89.1%	89.0%

* This is based on patients treated on this contract for their most recent course of treatment. Figures in italics indicate the base number of FP17s or Patient Questionnaire responses are less than 100. N/A is shown where the base number of responses is less than 10 during the period. % is calculated as Quantity/Base number*100

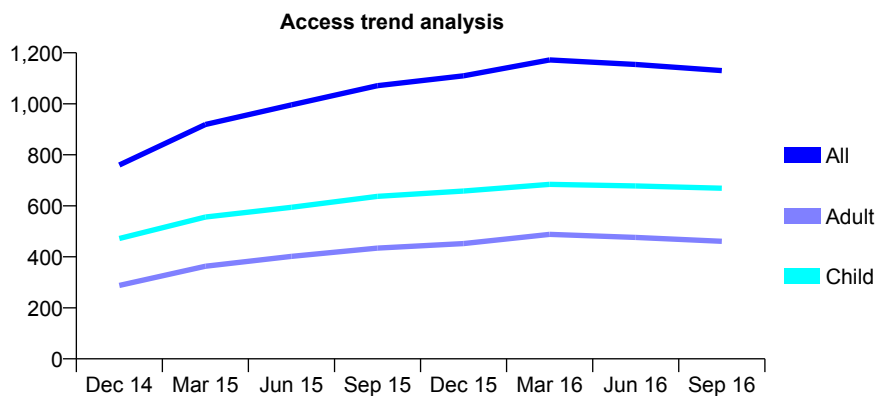
Q67 - Vital Signs At a Glance Contract Report for 249130/0001 - September 2016

Name or company name	MISS S PATEL
Contract type name	GDS Contract
Purpose of contract	General
Contract start date	12/05/2014
Contract end date	

16/17 Contracted general activity (UDA)	4,550
Carry forward general activity (UDA)	151
16/17 Contracted orthodontic activity (UOA)	0
Carry forward orthodontic activity (UOA)	0
Baseline contract value	£133,965.64

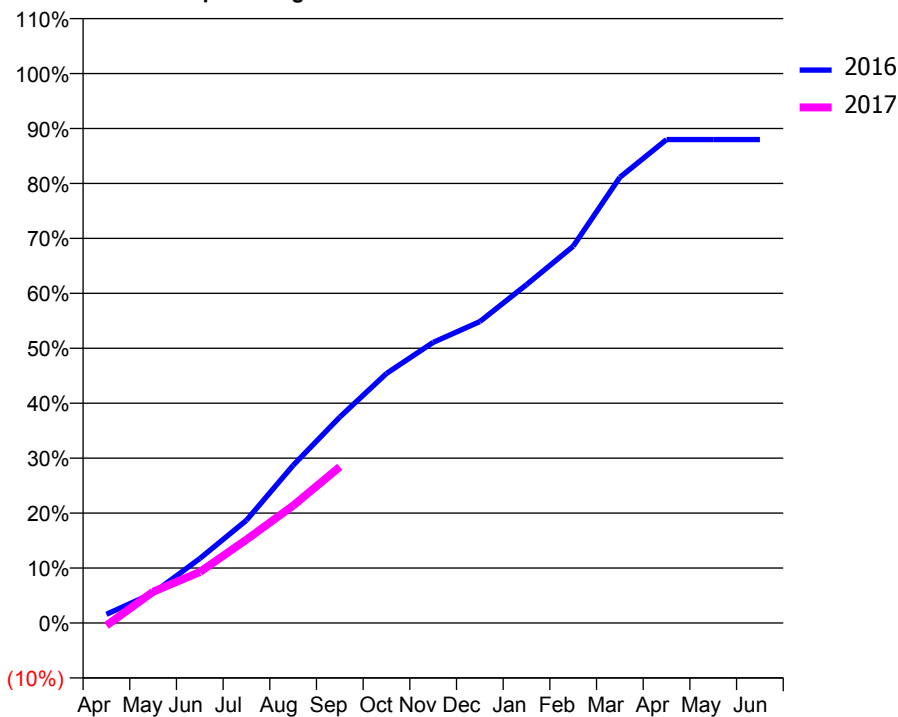
ACCESS*

Patients seen in 24 months	Total	Change since previous quarter
Quarter ending September 2015	1,071	
Quarter ending December 2015	1,110	↑
Quarter ending March 2016	1,172	↑
Quarter ending June 2016	1,154	↓
Quarter ending September 2016	1,130	↓
Variance since September 2015	5.5%	↑



ACTIVITY

Cumulative percentage of contracted UDA delivered 2016 & 2017



Adjusted Scheduled Activity (UDA)

Month	2016	2017
April	80	-21
May	273	259
June	586	422
July	935	691
August	1,434	972
September	1,874	1,293
October	2,271	
November	2,554	
December	2,743	
January	3,078	
February	3,429	
March	4,055	
April	4,399	
May	4,399	
June	4,399	

QUALITY

	Quantity	Base Number	Contract	AT	Region	England
% of FP17s for the same patient ID Re-attending within 3 months - Children	23	451	5.1%	11.8%	11.8%	12.4%
% of FP17s for the same patient ID Re-attending within 3 months - Adults	32	238	13.4%	17.2%	16.6%	16.7%
% of FP17s for the same patient ID Re-attending between 3 & 9 months - Children	273	451	60.5%	55.4%	60.2%	57.4%
% of FP17s for the same patient ID Re-attending between 3 & 9 months - Adults	130	238	54.6%	48.7%	52.0%	50.5%
% of FP17s for Band 1 Urgent Courses	25	586	4.3%	10.5%	9.4%	9.1%
% of FP17s Relating to Free Repair or Replacements	0	586	0.0%	0.6%	0.7%	0.8%
% of FP17s Relating to Continuations	10	586	1.7%	1.0%	1.2%	1.3%
% of Patients satisfied with the dentistry they have received	2	2	N/A	94.3%	93.6%	93.2%
% of Patients satisfied with the time they had to wait for an appointment	2	2	N/A	88.1%	89.1%	89.0%

* This is based on patients treated on this contract for their most recent course of treatment. Figures in italics indicate the base number of FP17s or Patient Questionnaire responses are less than 100. N/A is shown where the base number of responses is less than 10 during the period. % is calculated as Quantity/Base number*100

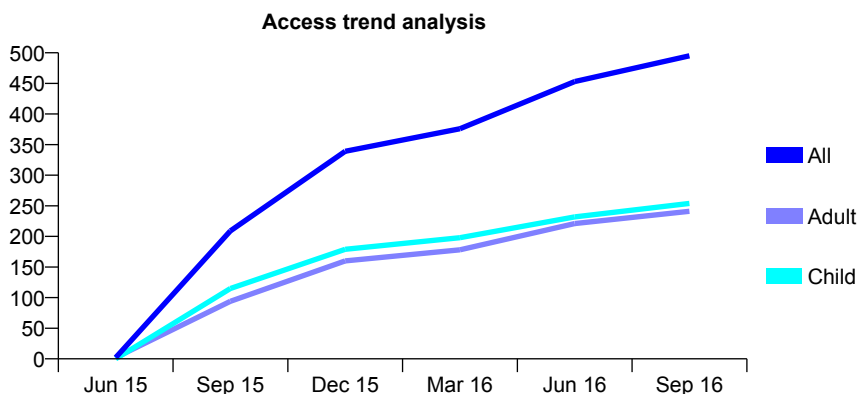
Q67 - Vital Signs At a Glance Contract Report for 261378/0001 - September 2016

Name or company name	MS OM FULMYK
Contract type name	GDS Contract
Purpose of contract	General
Contract start date	01/06/2015
Contract end date	

16/17 Contracted general activity (UDA)	1,050
Carry forward general activity (UDA)	-25
16/17 Contracted orthodontic activity (UOA)	0
Carry forward orthodontic activity (UOA)	0
Baseline contract value	£25,672.92

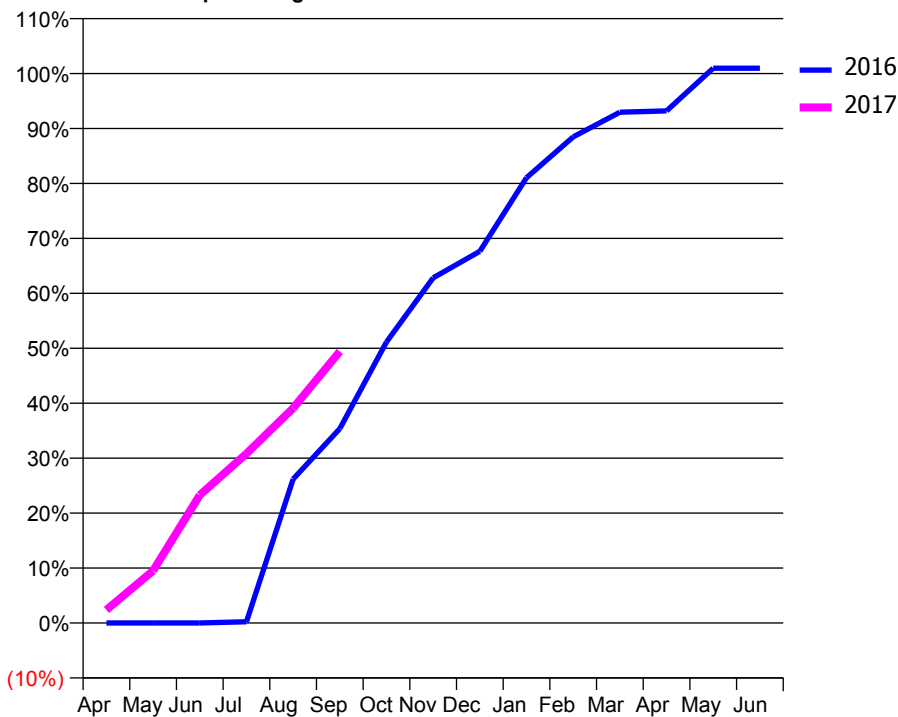
ACCESS*

Patients seen in 24 months	Total	Change since previous quarter
Quarter ending September 2015	209	
Quarter ending December 2015	339	↑
Quarter ending March 2016	376	↑
Quarter ending June 2016	453	↑
Quarter ending September 2016	495	↑
Variance since September 2015	136.8%	↑



ACTIVITY

Cumulative percentage of contracted UDA delivered 2016 & 2017



Adjusted Scheduled Activity (UDA)

Month	2016	2017
April	0	25
May	0	100
June	0	245
July	2	324
August	229	411
September	309	519
October	447	
November	550	
December	592	
January	709	
February	774	
March	813	
April	815	
May	883	
June	883	

QUALITY

	Quantity	Base Number	Contract	AT	Region	England
% of FP17s for the same patient ID Re-attending within 3 months - Children	3	200	1.5%	11.8%	11.8%	12.4%
% of FP17s for the same patient ID Re-attending within 3 months - Adults	5	128	3.9%	17.2%	16.6%	16.7%
% of FP17s for the same patient ID Re-attending between 3 & 9 months - Children	101	200	50.5%	55.4%	60.2%	57.4%
% of FP17s for the same patient ID Re-attending between 3 & 9 months - Adults	41	128	32.0%	48.7%	52.0%	50.5%
% of FP17s for Band 1 Urgent Courses	4	284	1.4%	10.5%	9.4%	9.1%
% of FP17s Relating to Free Repair or Replacements	0	284	0.0%	0.6%	0.7%	0.8%
% of FP17s Relating to Continuations	0	284	0.0%	1.0%	1.2%	1.3%
% of Patients satisfied with the dentistry they have received	0	0	N/A	94.3%	93.6%	93.2%
% of Patients satisfied with the time they had to wait for an appointment	0	0	N/A	88.1%	89.1%	89.0%

* This is based on patients treated on this contract for their most recent course of treatment. Figures in italics indicate the base number of FP17s or Patient Questionnaire responses are less than 100. N/A is shown where the base number of responses is less than 10 during the period. % is calculated as Quantity/Base number*100

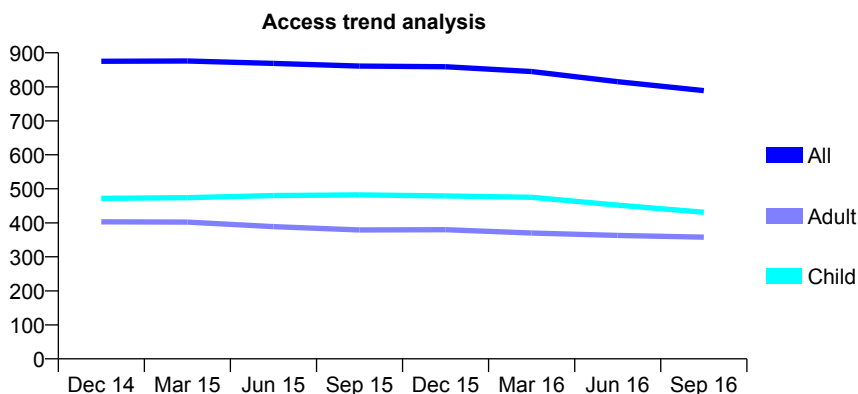
Q67 - Vital Signs At a Glance Contract Report for 261653/0001 - September 2016

Name or company name	MR M EBRAHIMI HONARVAR
Contract type name	GDS Contract
Purpose of contract	General
Contract start date	01/04/2006
Contract end date	

16/17 Contracted general activity (UDA)	2,010
Carry forward general activity (UDA)	0
16/17 Contracted orthodontic activity (UOA)	0
Carry forward orthodontic activity (UOA)	0
Baseline contract value	£49,145.28

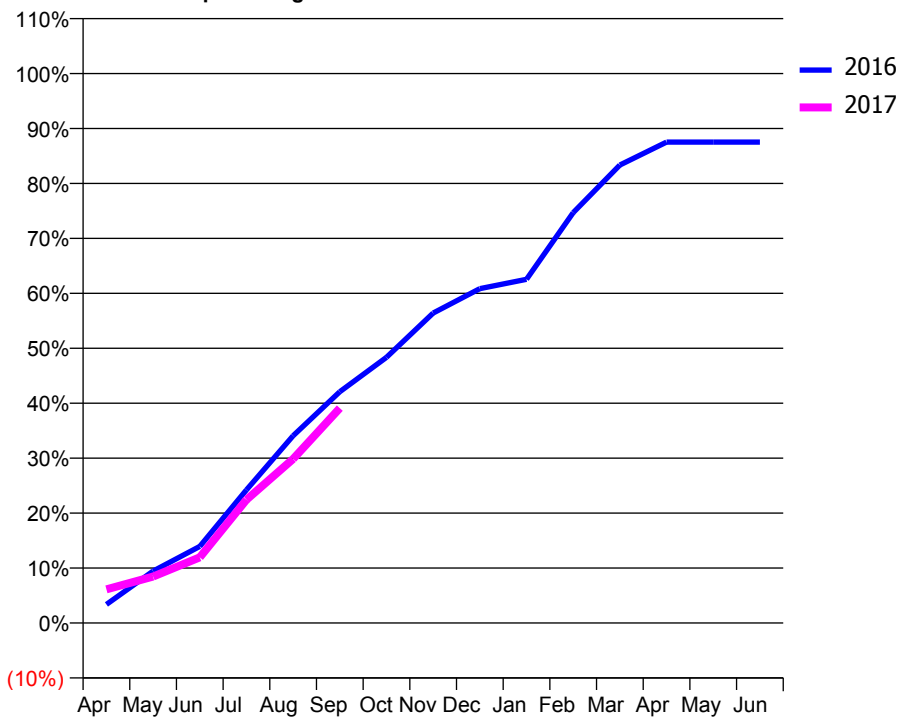
ACCESS*

Patients seen in 24 months	Total	Change since previous quarter
Quarter ending September 2015	861	
Quarter ending December 2015	859	→
Quarter ending March 2016	845	↓
Quarter ending June 2016	815	↓
Quarter ending September 2016	789	↓
Variance since September 2015	(8.4%)	↓



ACTIVITY

Cumulative percentage of contracted UDA delivered 2016 & 2017



Adjusted Scheduled Activity (UDA)

Month	2016	2017
April	68	123
May	190	170
June	280	240
July	487	451
August	685	600
September	846	786
October	972	
November	1,134	
December	1,223	
January	1,257	
February	1,501	
March	1,675	
April	1,759	
May	1,759	
June	1,759	

QUALITY

	Quantity	Base Number	Contract	AT	Region	England
% of FP17s for the same patient ID Re-attending within 3 months - Children	5	313	1.6%	11.8%	11.8%	12.4%
% of FP17s for the same patient ID Re-attending within 3 months - Adults	9	232	3.9%	17.2%	16.6%	16.7%
% of FP17s for the same patient ID Re-attending between 3 & 9 months - Children	207	313	66.1%	55.4%	60.2%	57.4%
% of FP17s for the same patient ID Re-attending between 3 & 9 months - Adults	167	232	72.0%	48.7%	52.0%	50.5%
% of FP17s for Band 1 Urgent Courses	0	481	0.0%	10.5%	9.4%	9.1%
% of FP17s Relating to Free Repair or Replacements	0	481	0.0%	0.6%	0.7%	0.8%
% of FP17s Relating to Continuations	4	481	0.8%	1.0%	1.2%	1.3%
% of Patients satisfied with the dentistry they have received	0	0	N/A	94.3%	93.6%	93.2%
% of Patients satisfied with the time they had to wait for an appointment	0	0	N/A	88.1%	89.1%	89.0%

* This is based on patients treated on this contract for their most recent course of treatment. Figures in italics indicate the base number of FP17s or Patient Questionnaire responses are less than 100. N/A is shown where the base number of responses is less than 10 during the period. % is calculated as Quantity/Base number*100

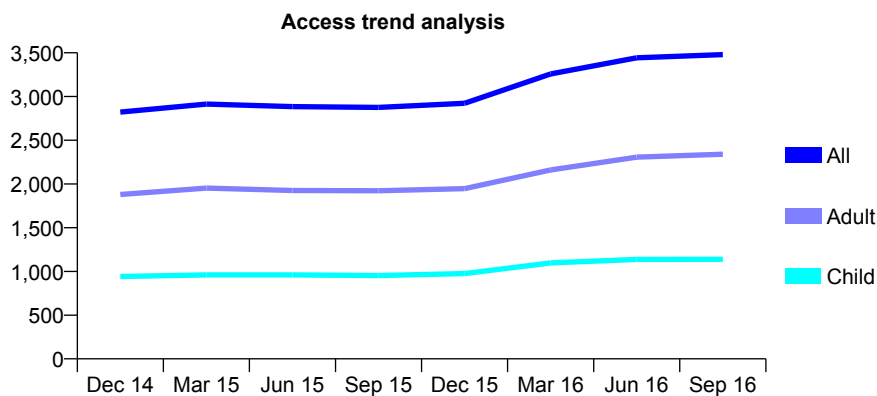
Q67 - Vital Signs At a Glance Contract Report for 263893/0001 - September 2016

Name or company name	MR SH DATTANI
Contract type name	GDS Contract
Purpose of contract	General
Contract start date	01/04/2006
Contract end date	

16/17 Contracted general activity (UDA)	12,028
Carry forward general activity (UDA)	-103
16/17 Contracted orthodontic activity (UOA)	0
Carry forward orthodontic activity (UOA)	0
Baseline contract value	£325,394.31

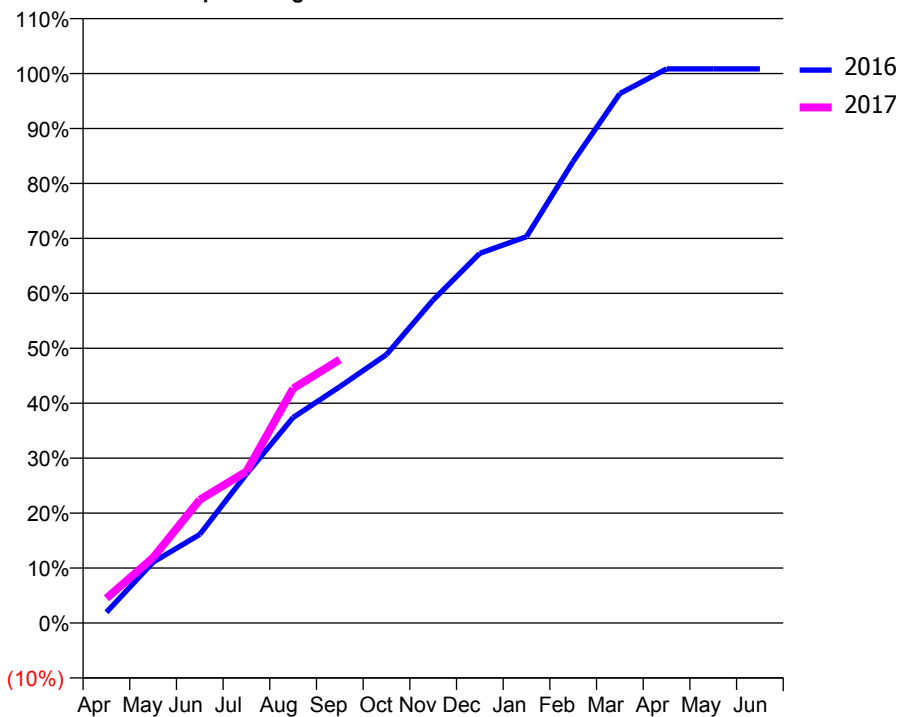
ACCESS*

Patients seen in 24 months	Total	Change since previous quarter
Quarter ending September 2015	2,876	
Quarter ending December 2015	2,923	→
Quarter ending March 2016	3,259	↑
Quarter ending June 2016	3,443	↑
Quarter ending September 2016	3,479	→
Variance since September 2015	21.0%	↑



ACTIVITY

Cumulative percentage of contracted UDA delivered 2016 & 2017



Month	Adjusted Scheduled Activity (UDA)	
	2016	2017
April	234	542
May	1,332	1,433
June	1,939	2,698
July	3,262	3,317
August	4,499	5,133
September	5,172	5,767
October	5,876	
November	7,070	
December	8,091	
January	8,457	
February	10,104	
March	11,588	
April	12,130	
May	12,131	
June	12,131	

QUALITY

	Quantity	Base Number	Contract	AT	Region	England
% of FP17s for the same patient ID Re-attending within 3 months - Children	115	1,003	11.5%	11.8%	11.8%	12.4%
% of FP17s for the same patient ID Re-attending within 3 months - Adults	259	1,871	13.8%	17.2%	16.6%	16.7%
% of FP17s for the same patient ID Re-attending between 3 & 9 months - Children	631	1,003	62.9%	55.4%	60.2%	57.4%
% of FP17s for the same patient ID Re-attending between 3 & 9 months - Adults	1,140	1,871	60.9%	48.7%	52.0%	50.5%
% of FP17s for Band 1 Urgent Courses	172	2,662	6.5%	10.5%	9.4%	9.1%
% of FP17s Relating to Free Repair or Replacements	15	2,662	0.6%	0.6%	0.7%	0.8%
% of FP17s Relating to Continuations	52	2,662	2.0%	1.0%	1.2%	1.3%
% of Patients satisfied with the dentistry they have received	6	6	N/A	94.3%	93.6%	93.2%
% of Patients satisfied with the time they had to wait for an appointment	6	6	N/A	88.1%	89.1%	89.0%

* This is based on patients treated on this contract for their most recent course of treatment. Figures in italics indicate the base number of FP17s or Patient Questionnaire responses are less than 100. N/A is shown where the base number of responses is less than 10 during the period. % is calculated as Quantity/Base number*100

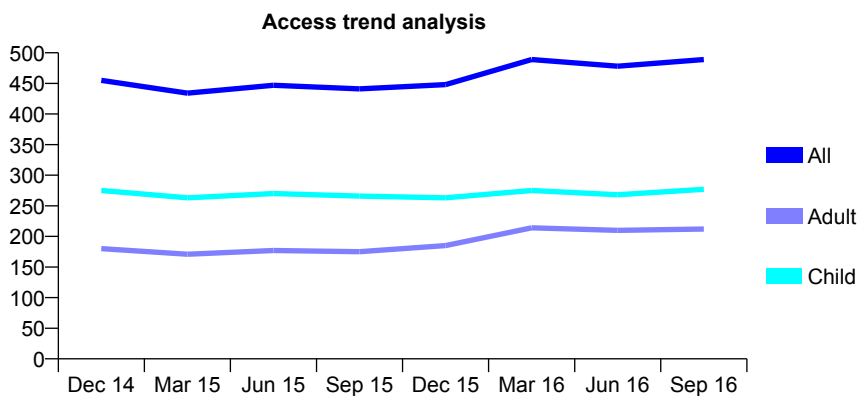
Q67 - Vital Signs At a Glance Contract Report for 270431/0001 - September 2016

Name or company name	MISS H VARAITCH
Contract type name	GDS Contract
Purpose of contract	General
Contract start date	01/02/2012
Contract end date	

16/17 Contracted general activity (UDA)	1,953
Carry forward general activity (UDA)	-13
16/17 Contracted orthodontic activity (UOA)	0
Carry forward orthodontic activity (UOA)	0
Baseline contract value	£47,751.62

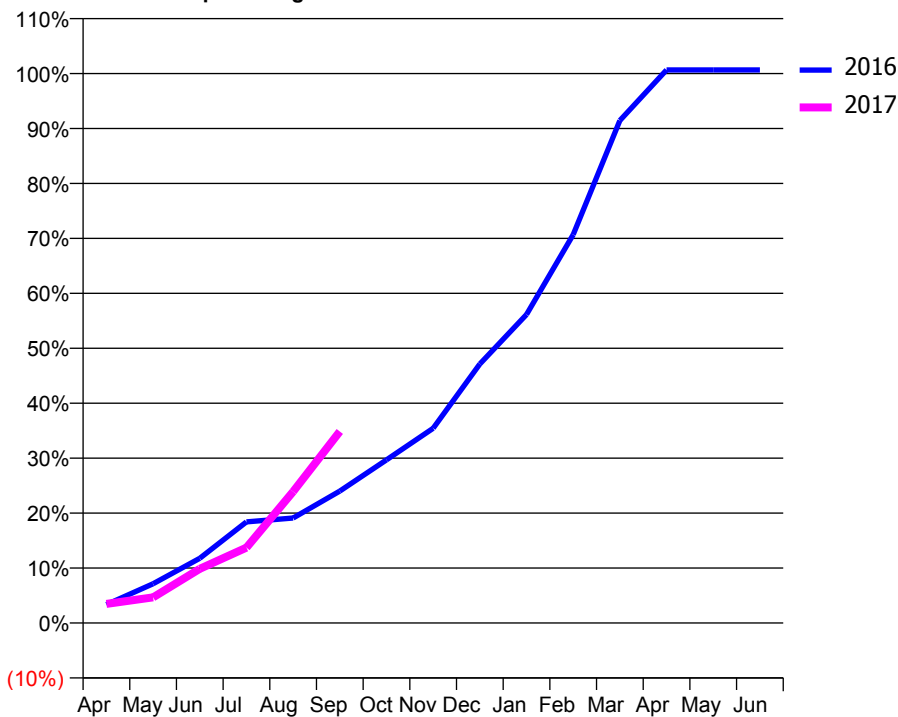
ACCESS*

Patients seen in 24 months	Total	Change since previous quarter
Quarter ending September 2015	441	
Quarter ending December 2015	448	→
Quarter ending March 2016	489	↑
Quarter ending June 2016	478	↓
Quarter ending September 2016	489	↑
Variance since September 2015	10.9%	↑



ACTIVITY

Cumulative percentage of contracted UDA delivered 2016 & 2017



Adjusted Scheduled Activity (UDA)

Month	2016	2017
April	66	68
May	140	91
June	230	193
July	360	268
August	373	467
September	469	681
October	580	
November	692	
December	921	
January	1,097	
February	1,380	
March	1,786	
April	1,966	
May	1,966	
June	1,966	

QUALITY

	Quantity	Base Number	Contract	AT	Region	England
% of FP17s for the same patient ID Re-attending within 3 months - Children	17	213	8.0%	11.8%	11.8%	12.4%
% of FP17s for the same patient ID Re-attending within 3 months - Adults	19	127	15.0%	17.2%	16.6%	16.7%
% of FP17s for the same patient ID Re-attending between 3 & 9 months - Children	142	213	66.7%	55.4%	60.2%	57.4%
% of FP17s for the same patient ID Re-attending between 3 & 9 months - Adults	63	127	49.6%	48.7%	52.0%	50.5%
% of FP17s for Band 1 Urgent Courses	40	279	14.3%	10.5%	9.4%	9.1%
% of FP17s Relating to Free Repair or Replacements	0	279	0.0%	0.6%	0.7%	0.8%
% of FP17s Relating to Continuations	0	279	0.0%	1.0%	1.2%	1.3%
% of Patients satisfied with the dentistry they have received	0	1	N/A	94.3%	93.6%	93.2%
% of Patients satisfied with the time they had to wait for an appointment	1	1	N/A	88.1%	89.1%	89.0%

* This is based on patients treated on this contract for their most recent course of treatment. Figures in italics indicate the base number of FP17s or Patient Questionnaire responses are less than 100. N/A is shown where the base number of responses is less than 10 during the period. % is calculated as Quantity/Base number*100

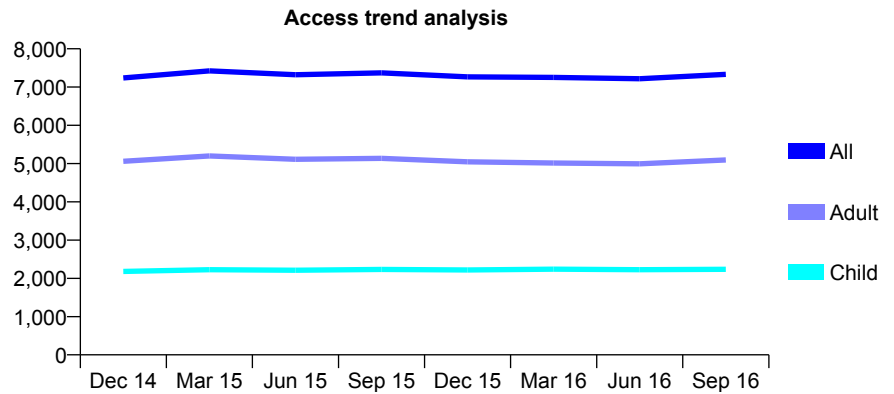
Q67 - Vital Signs At a Glance Contract Report for 279625/0002 - September 2016

Name or company name	MR BS SIDHU
Contract type name	GDS Contract
Purpose of contract	General
Contract start date	01/09/2009
Contract end date	

16/17 Contracted general activity (UDA)	21,684
Carry forward general activity (UDA)	467
16/17 Contracted orthodontic activity (UOA)	0
Carry forward orthodontic activity (UOA)	0
Baseline contract value	£505,117.10

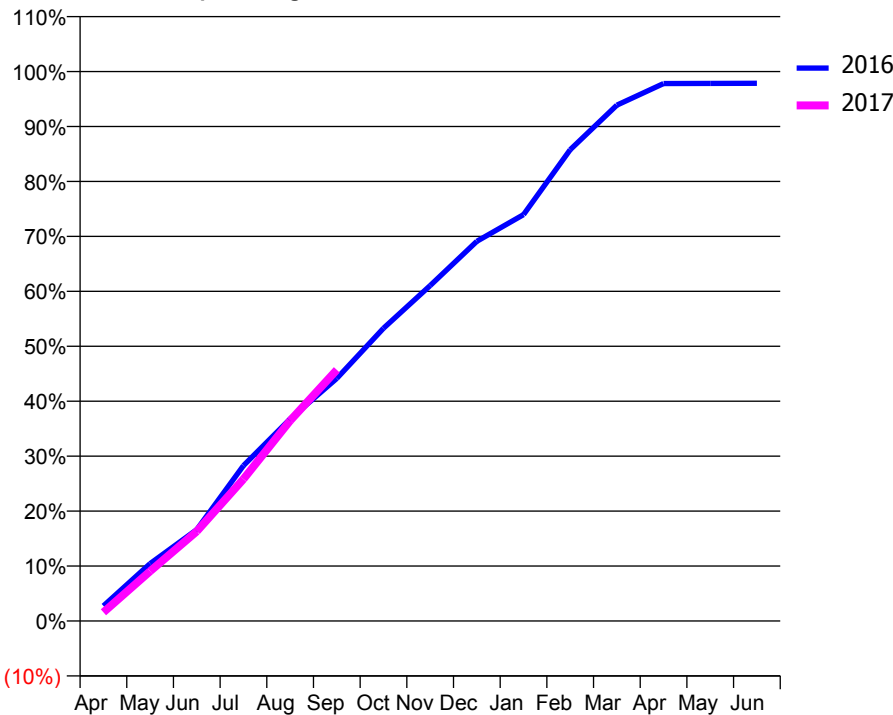
ACCESS*

Patients seen in 24 months	Total	Change since previous quarter
Quarter ending September 2015	7,370	
Quarter ending December 2015	7,265	↓
Quarter ending March 2016	7,253	→
Quarter ending June 2016	7,219	→
Quarter ending September 2016	7,331	→
Variance since September 2015	(0.5%)	→



ACTIVITY

Cumulative percentage of contracted UDA delivered 2016 & 2017



Month	Adjusted Scheduled Activity (UDA)	
	2016	2017
April	597	346
May	2,264	1,963
June	3,605	3,537
July	6,134	5,600
August	7,976	7,905
September	9,575	9,909
October	11,553	
November	13,236	
December	14,983	
January	16,034	
February	18,597	
March	20,355	
April	21,210	
May	21,213	
June	21,217	

QUALITY

	Quantity	Base Number	Contract	AT	Region	England
% of FP17s for the same patient ID Re-attending within 3 months - Children	156	1,892	8.2%	11.8%	11.8%	12.4%
% of FP17s for the same patient ID Re-attending within 3 months - Adults	786	3,877	20.3%	17.2%	16.6%	16.7%
% of FP17s for the same patient ID Re-attending between 3 & 9 months - Children	1,283	1,892	67.8%	55.4%	60.2%	57.4%
% of FP17s for the same patient ID Re-attending between 3 & 9 months - Adults	1,887	3,877	48.7%	48.7%	52.0%	50.5%
% of FP17s for Band 1 Urgent Courses	627	5,339	11.7%	10.5%	9.4%	9.1%
% of FP17s Relating to Free Repair or Replacements	19	5,339	0.4%	0.6%	0.7%	0.8%
% of FP17s Relating to Continuations	107	5,339	2.0%	1.0%	1.2%	1.3%
% of Patients satisfied with the dentistry they have received	2	2	N/A	94.3%	93.6%	93.2%
% of Patients satisfied with the time they had to wait for an appointment	2	2	N/A	88.1%	89.1%	89.0%

* This is based on patients treated on this contract for their most recent course of treatment. Figures in italics indicate the base number of FP17s or Patient Questionnaire responses are less than 100. N/A is shown where the base number of responses is less than 10 during the period. % is calculated as Quantity/Base number*100

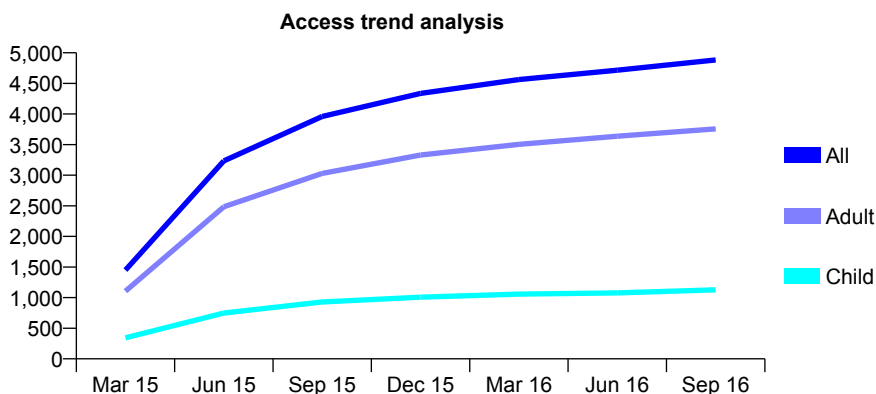
Q67 - Vital Signs At a Glance Contract Report for 280240/0001 - September 2016

Name or company name	MR SA BANVIR
Contract type name	GDS Contract
Purpose of contract	General
Contract start date	01/01/2015
Contract end date	

16/17 Contracted general activity (UDA)	16,057
Carry forward general activity (UDA)	-19
16/17 Contracted orthodontic activity (UOA)	0
Carry forward orthodontic activity (UOA)	0
Baseline contract value	£409,463.57

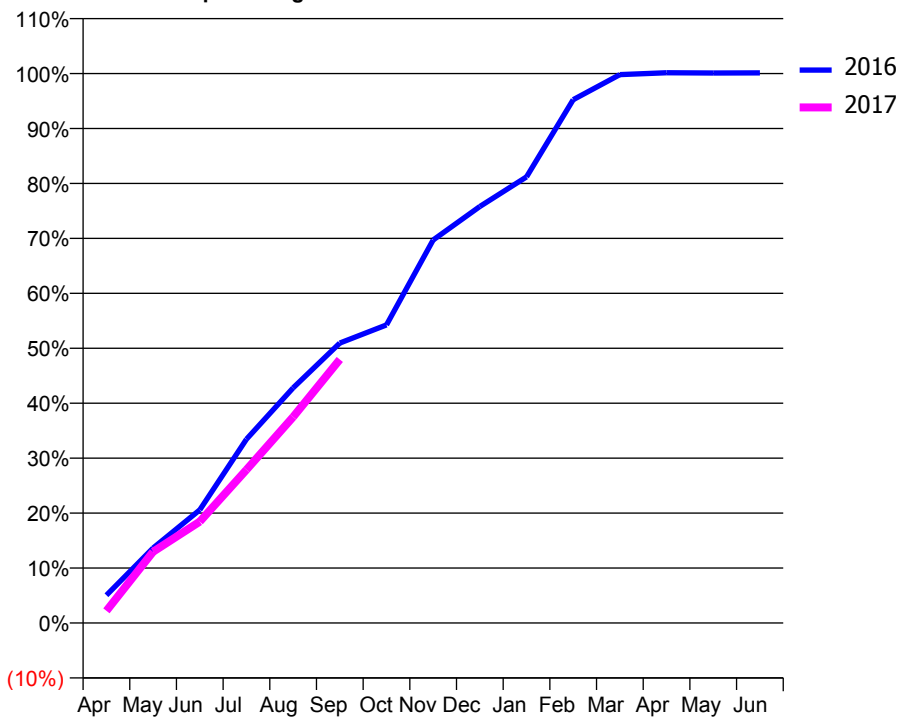
ACCESS*

Patients seen in 24 months	Total	Change since previous quarter
Quarter ending September 2015	3,959	
Quarter ending December 2015	4,337	↑
Quarter ending March 2016	4,563	↑
Quarter ending June 2016	4,715	↑
Quarter ending September 2016	4,884	↑
Variance since September 2015	23.4%	↑



ACTIVITY

Cumulative percentage of contracted UDA delivered 2016 & 2017



Month	Adjusted Scheduled Activity (UDA)	
	2016	2017
April	812	356
May	2,191	2,084
June	3,307	2,964
July	5,372	4,481
August	6,873	6,022
September	8,181	7,703
October	8,712	
November	11,192	
December	12,172	
January	13,035	
February	15,290	
March	16,026	
April	16,080	
May	16,071	
June	16,076	

QUALITY

	Quantity	Base Number	Contract	AT	Region	England
% of FP17s for the same patient ID Re-attending within 3 months - Children	50	886	5.6%	11.8%	11.8%	12.4%
% of FP17s for the same patient ID Re-attending within 3 months - Adults	502	3,062	16.4%	17.2%	16.6%	16.7%
% of FP17s for the same patient ID Re-attending between 3 & 9 months - Children	517	886	58.4%	55.4%	60.2%	57.4%
% of FP17s for the same patient ID Re-attending between 3 & 9 months - Adults	1,883	3,062	61.5%	48.7%	52.0%	50.5%
% of FP17s for Band 1 Urgent Courses	402	3,912	10.3%	10.5%	9.4%	9.1%
% of FP17s Relating to Free Repair or Replacements	27	3,912	0.7%	0.6%	0.7%	0.8%
% of FP17s Relating to Continuations	24	3,912	0.6%	1.0%	1.2%	1.3%
% of Patients satisfied with the dentistry they have received	12	13	92.3%	94.3%	93.6%	93.2%
% of Patients satisfied with the time they had to wait for an appointment	12	13	92.3%	88.1%	89.1%	89.0%

* This is based on patients treated on this contract for their most recent course of treatment. Figures in italics indicate the base number of FP17s or Patient Questionnaire responses are less than 100. N/A is shown where the base number of responses is less than 10 during the period. % is calculated as Quantity/Base number*100

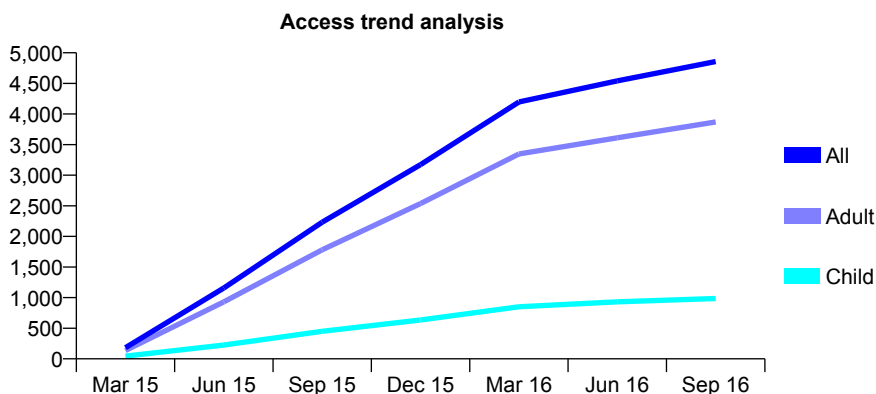
Q67 - Vital Signs At a Glance Contract Report for 281492/0001 - September 2016

Name or company name	MS C TULLURI
Contract type name	GDS Contract
Purpose of contract	General
Contract start date	12/03/2015
Contract end date	

16/17 Contracted general activity (UDA)	12,653
Carry forward general activity (UDA)	197
16/17 Contracted orthodontic activity (UOA)	0
Carry forward orthodontic activity (UOA)	0
Baseline contract value	£309,370.84

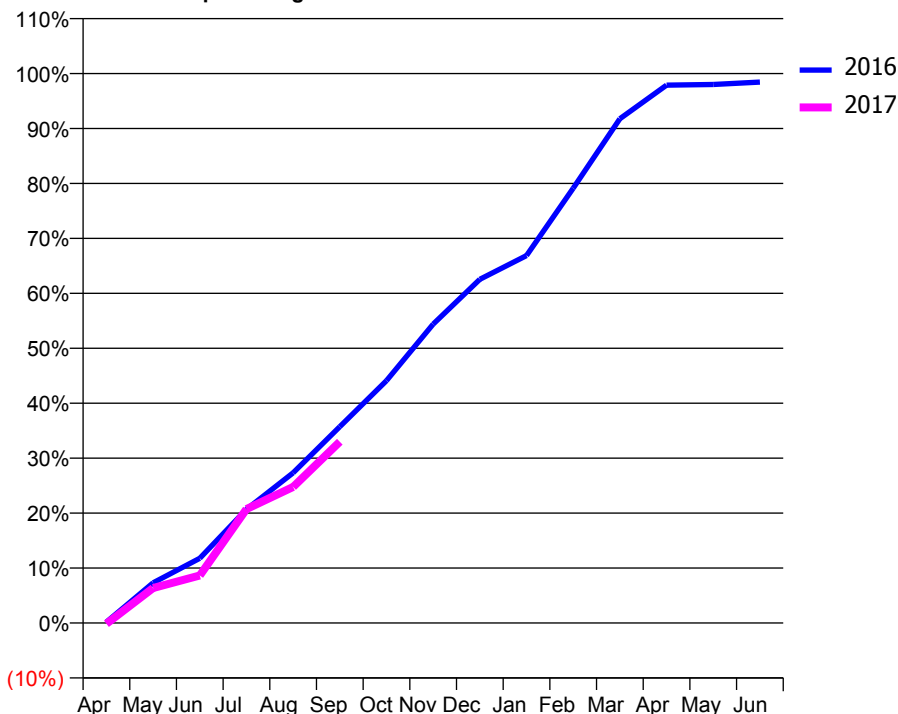
ACCESS*

Patients seen in 24 months	Total	Change since previous quarter
Quarter ending September 2015	2,231	
Quarter ending December 2015	3,173	↑
Quarter ending March 2016	4,198	↑
Quarter ending June 2016	4,542	↑
Quarter ending September 2016	4,857	↑
Variance since September 2015	117.7%	↑



ACTIVITY

Cumulative percentage of contracted UDA delivered 2016 & 2017



Adjusted Scheduled Activity (UDA)

Month	2016	2017
April	22	-19
May	926	807
June	1,489	1,094
July	2,619	2,624
August	3,460	3,134
September	4,521	4,176
October	5,581	
November	6,884	
December	7,913	
January	8,462	
February	10,011	
March	11,610	
April	12,385	
May	12,399	
June	12,456	

QUALITY

	Quantity	Base Number	Contract	AT	Region	England
% of FP17s for the same patient ID Re-attending within 3 months - Children	21	488	4.3%	11.8%	11.8%	12.4%
% of FP17s for the same patient ID Re-attending within 3 months - Adults	135	1,831	7.4%	17.2%	16.6%	16.7%
% of FP17s for the same patient ID Re-attending between 3 & 9 months - Children	118	488	24.2%	55.4%	60.2%	57.4%
% of FP17s for the same patient ID Re-attending between 3 & 9 months - Adults	549	1,831	30.0%	48.7%	52.0%	50.5%
% of FP17s for Band 1 Urgent Courses	183	1,978	9.3%	10.5%	9.4%	9.1%
% of FP17s Relating to Free Repair or Replacements	3	1,978	0.2%	0.6%	0.7%	0.8%
% of FP17s Relating to Continuations	9	1,978	0.5%	1.0%	1.2%	1.3%
% of Patients satisfied with the dentistry they have received	4	5	N/A	94.3%	93.6%	93.2%
% of Patients satisfied with the time they had to wait for an appointment	5	5	N/A	88.1%	89.1%	89.0%

* This is based on patients treated on this contract for their most recent course of treatment. Figures in italics indicate the base number of FP17s or Patient Questionnaire responses are less than 100. N/A is shown where the base number of responses is less than 10 during the period. % is calculated as Quantity/Base number*100

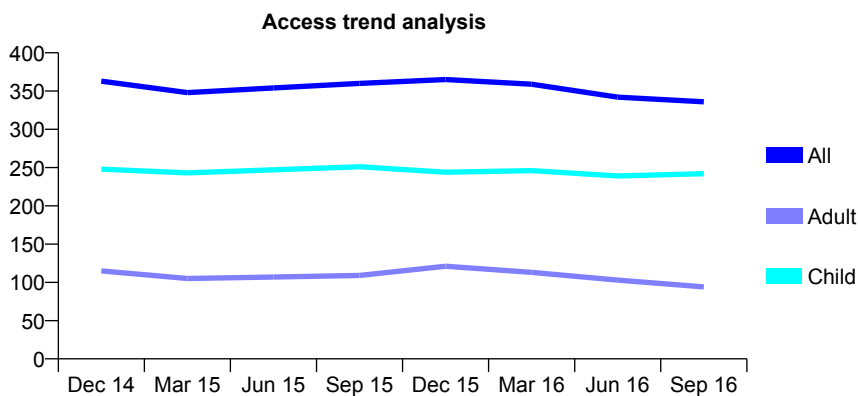
Q67 - Vital Signs At a Glance Contract Report for 300519/0002 - September 2016

Name or company name	MRS C LUPIN
Contract type name	GDS Contract
Purpose of contract	General
Contract start date	27/01/2010
Contract end date	

16/17 Contracted general activity (UDA)	900
Carry forward general activity (UDA)	0
16/17 Contracted orthodontic activity (UOA)	0
Carry forward orthodontic activity (UOA)	0
Baseline contract value	£20,542.83

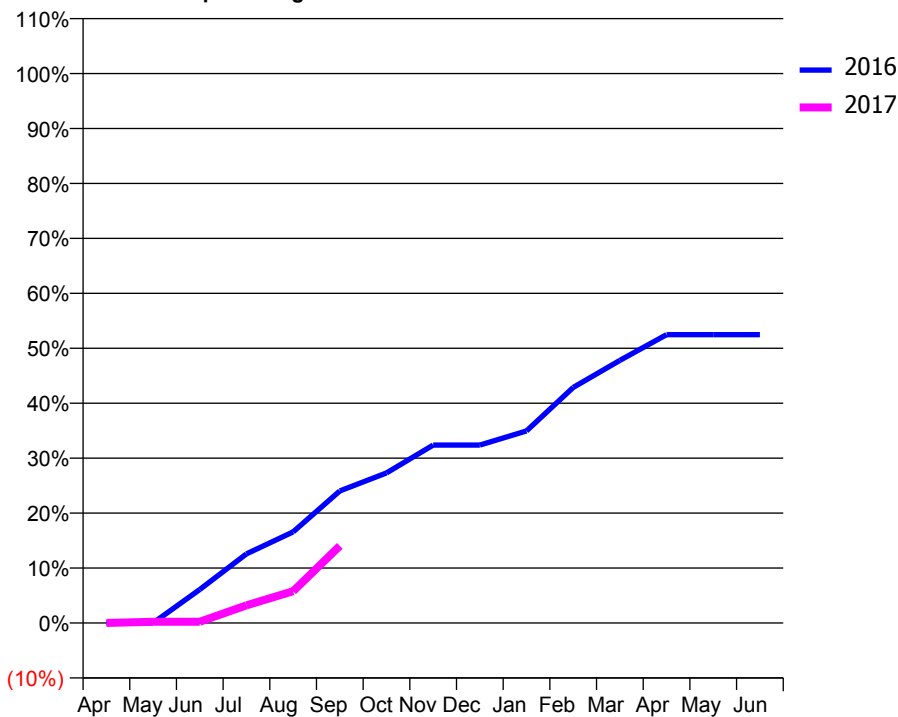
ACCESS*

Patients seen in 24 months	Total	Change since previous quarter
Quarter ending September 2015	360	
Quarter ending December 2015	365	→
Quarter ending March 2016	359	↓
Quarter ending June 2016	342	↓
Quarter ending September 2016	336	↓
Variance since September 2015	(6.7%)	↓



ACTIVITY

Cumulative percentage of contracted UDA delivered 2016 & 2017



Adjusted Scheduled Activity (UDA)

Month	2016	2017
April	0	0
May	0	2
June	55	2
July	113	29
August	149	52
September	216	126
October	246	
November	291	
December	291	
January	315	
February	386	
March	430	
April	472	
May	472	
June	472	

QUALITY

	Quantity	Base Number	Contract	AT	Region	England
% of FP17s for the same patient ID Re-attending within 3 months - Children	6	119	5.0%	11.8%	11.8%	12.4%
% of FP17s for the same patient ID Re-attending within 3 months - Adults	1	26	3.8%	17.2%	16.6%	16.7%
% of FP17s for the same patient ID Re-attending between 3 & 9 months - Children	53	119	44.5%	55.4%	60.2%	57.4%
% of FP17s for the same patient ID Re-attending between 3 & 9 months - Adults	10	26	38.5%	48.7%	52.0%	50.5%
% of FP17s for Band 1 Urgent Courses	2	108	1.9%	10.5%	9.4%	9.1%
% of FP17s Relating to Free Repair or Replacements	0	108	0.0%	0.6%	0.7%	0.8%
% of FP17s Relating to Continuations	0	108	0.0%	1.0%	1.2%	1.3%
% of Patients satisfied with the dentistry they have received	0	0	N/A	94.3%	93.6%	93.2%
% of Patients satisfied with the time they had to wait for an appointment	0	0	N/A	88.1%	89.1%	89.0%

* This is based on patients treated on this contract for their most recent course of treatment. Figures in italics indicate the base number of FP17s or Patient Questionnaire responses are less than 100. N/A is shown where the base number of responses is less than 10 during the period. % is calculated as Quantity/Base number*100

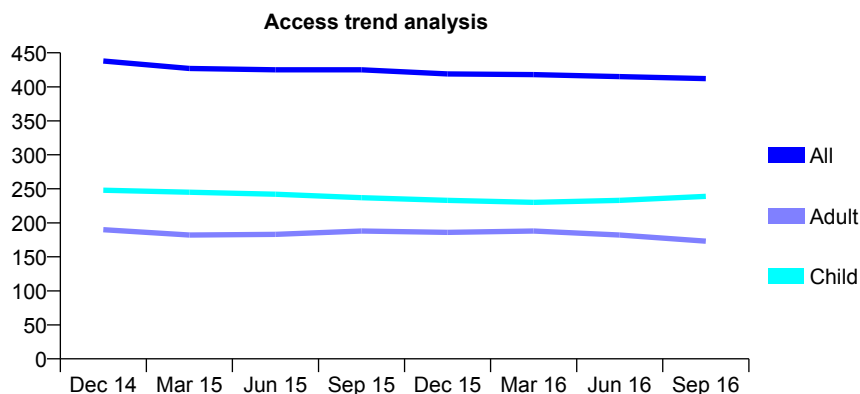
Q67 - Vital Signs At a Glance Contract Report for 308870/0001 - September 2016

Name or company name	MR RA JOLLIFFE
Contract type name	GDS Contract
Purpose of contract	General
Contract start date	01/04/2006
Contract end date	

16/17 Contracted general activity (UDA)	1,400
Carry forward general activity (UDA)	-15
16/17 Contracted orthodontic activity (UOA)	0
Carry forward orthodontic activity (UOA)	0
Baseline contract value	£31,556.42

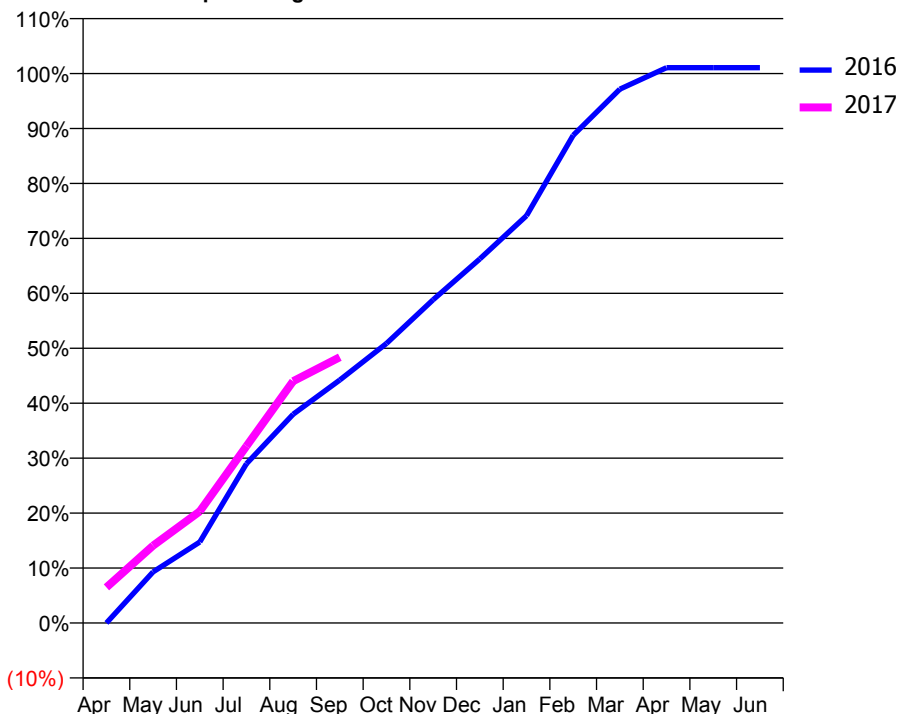
ACCESS*

Patients seen in 24 months	Total	Change since previous quarter
Quarter ending September 2015	425	
Quarter ending December 2015	419	↓
Quarter ending March 2016	418	→
Quarter ending June 2016	415	→
Quarter ending September 2016	412	→
Variance since September 2015	(3.1%)	↓



ACTIVITY

Cumulative percentage of contracted UDA delivered 2016 & 2017



Adjusted Scheduled Activity (UDA)

Month	2016	2017
April	0	91
May	130	197
June	206	284
July	406	451
August	532	616
September	619	677
October	712	
November	824	
December	928	
January	1,038	
February	1,243	
March	1,360	
April	1,415	
May	1,415	
June	1,415	

QUALITY

	Quantity	Base Number	Contract	AT	Region	England
% of FP17s for the same patient ID Re-attending within 3 months - Children	23	240	9.6%	11.8%	11.8%	12.4%
% of FP17s for the same patient ID Re-attending within 3 months - Adults	36	153	23.5%	17.2%	16.6%	16.7%
% of FP17s for the same patient ID Re-attending between 3 & 9 months - Children	175	240	72.9%	55.4%	60.2%	57.4%
% of FP17s for the same patient ID Re-attending between 3 & 9 months - Adults	102	153	66.7%	48.7%	52.0%	50.5%
% of FP17s for Band 1 Urgent Courses	6	375	1.6%	10.5%	9.4%	9.1%
% of FP17s Relating to Free Repair or Replacements	0	375	0.0%	0.6%	0.7%	0.8%
% of FP17s Relating to Continuations	0	375	0.0%	1.0%	1.2%	1.3%
% of Patients satisfied with the dentistry they have received	0	0	N/A	94.3%	93.6%	93.2%
% of Patients satisfied with the time they had to wait for an appointment	0	0	N/A	88.1%	89.1%	89.0%

* This is based on patients treated on this contract for their most recent course of treatment. Figures in italics indicate the base number of FP17s or Patient Questionnaire responses are less than 100. N/A is shown where the base number of responses is less than 10 during the period. % is calculated as Quantity/Base number*100

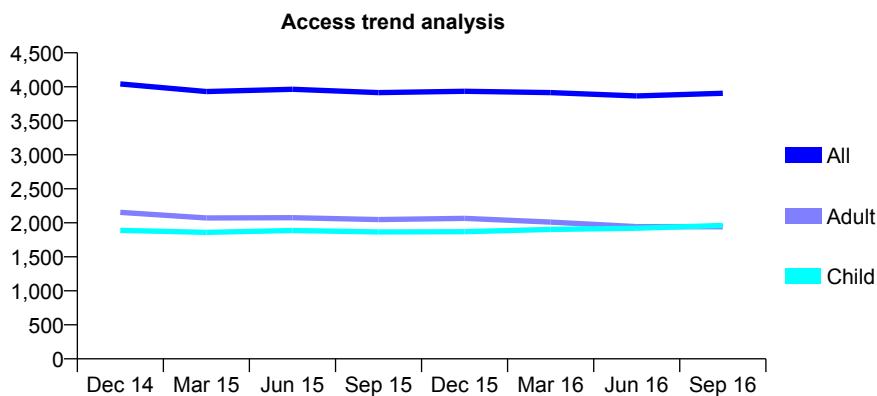
Q67 - Vital Signs At a Glance Contract Report for 317764/0004 - September 2016

Name or company name	MR AS LUPIN
Contract type name	GDS Contract
Purpose of contract	General
Contract start date	29/03/2010
Contract end date	

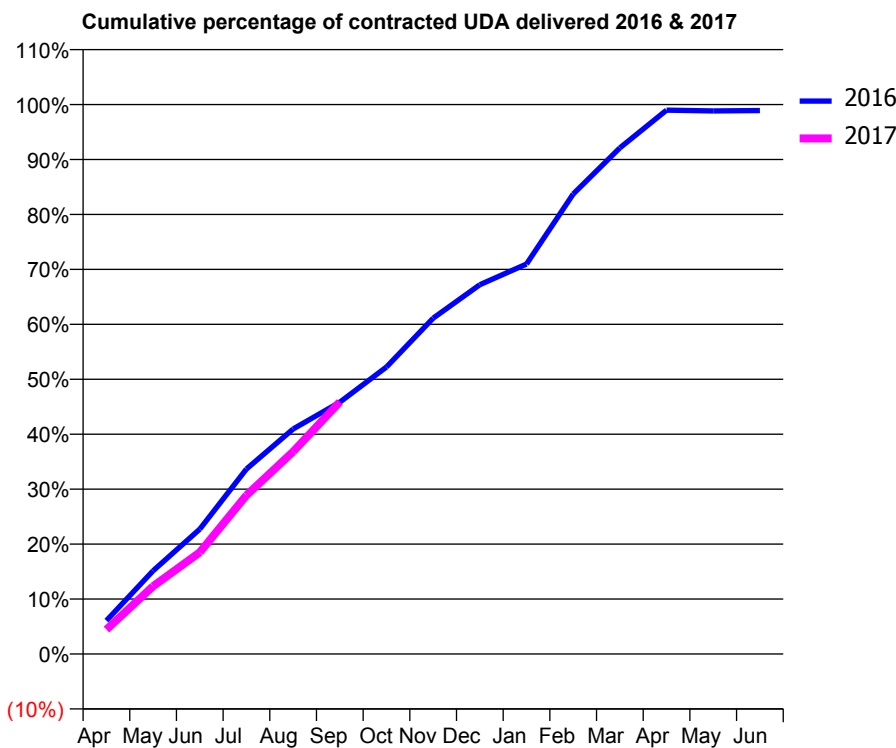
16/17 Contracted general activity (UDA)	16,144
Carry forward general activity (UDA)	177
16/17 Contracted orthodontic activity (UOA)	0
Carry forward orthodontic activity (UOA)	0
Baseline contract value	£399,064.85

ACCESS*

Patients seen in 24 months	Total	Change since previous quarter
Quarter ending September 2015	3,914	
Quarter ending December 2015	3,934	→
Quarter ending March 2016	3,914	→
Quarter ending June 2016	3,865	↓
Quarter ending September 2016	3,905	→
Variance since September 2015	(0.2%)	→



ACTIVITY



Month	Adjusted Scheduled Activity (UDA)	
	2016	2017
April	980	720
May	2,447	1,991
June	3,668	2,989
July	5,436	4,663
August	6,610	5,944
September	7,397	7,408
October	8,434	
November	9,866	
December	10,848	
January	11,459	
February	13,513	
March	14,869	
April	15,977	
May	15,955	
June	15,967	

QUALITY

	Quantity	Base Number	Contract	AT	Region	England
% of FP17s for the same patient ID Re-attending within 3 months - Children	196	1,460	13.4%	11.8%	11.8%	12.4%
% of FP17s for the same patient ID Re-attending within 3 months - Adults	618	1,541	40.1%	17.2%	16.6%	16.7%
% of FP17s for the same patient ID Re-attending between 3 & 9 months - Children	693	1,460	47.5%	55.4%	60.2%	57.4%
% of FP17s for the same patient ID Re-attending between 3 & 9 months - Adults	452	1,541	29.3%	48.7%	52.0%	50.5%
% of FP17s for Band 1 Urgent Courses	530	2,730	19.4%	10.5%	9.4%	9.1%
% of FP17s Relating to Free Repair or Replacements	0	2,730	0.0%	0.6%	0.7%	0.8%
% of FP17s Relating to Continuations	19	2,730	0.7%	1.0%	1.2%	1.3%
% of Patients satisfied with the dentistry they have received	6	7	N/A	94.3%	93.6%	93.2%
% of Patients satisfied with the time they had to wait for an appointment	6	7	N/A	88.1%	89.1%	89.0%

* This is based on patients treated on this contract for their most recent course of treatment. Figures in italics indicate the base number of FP17s or Patient Questionnaire responses are less than 100. N/A is shown where the base number of responses is less than 10 during the period. % is calculated as Quantity/Base number*100

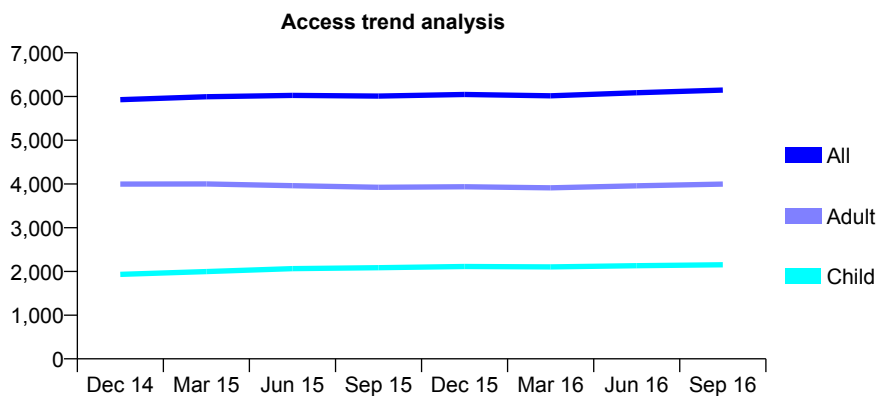
Q67 - Vital Signs At a Glance Contract Report for 318892/0002 - September 2016

Name or company name	MR DP BUSH
Contract type name	GDS Contract
Purpose of contract	General
Contract start date	01/11/2012
Contract end date	

16/17 Contracted general activity (UDA)	14,293
Carry forward general activity (UDA)	0
16/17 Contracted orthodontic activity (UOA)	0
Carry forward orthodontic activity (UOA)	0
Baseline contract value	£349,469.51

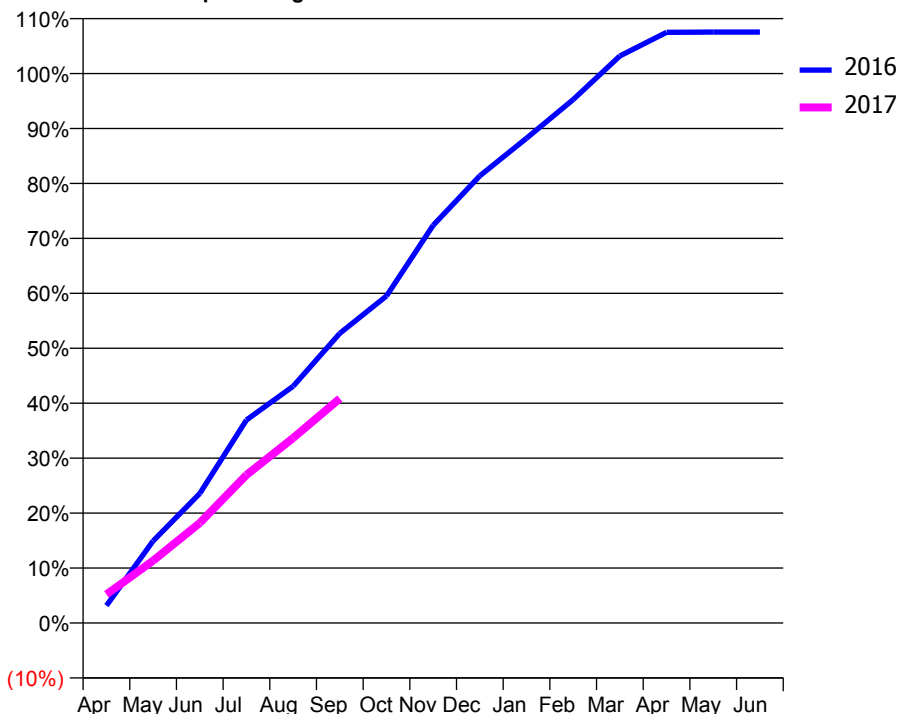
ACCESS*

Patients seen in 24 months	Total	Change since previous quarter
Quarter ending September 2015	6,009	
Quarter ending December 2015	6,047	→
Quarter ending March 2016	6,015	→
Quarter ending June 2016	6,086	→
Quarter ending September 2016	6,149	→
Variance since September 2015	2.3%	↑



ACTIVITY

Cumulative percentage of contracted UDA delivered 2016 & 2017



Month	Adjusted Scheduled Activity (UDA)	
	2016	2017
April	451	743
May	2,136	1,620
June	3,370	2,602
July	5,282	3,851
August	6,158	4,813
September	7,537	5,840
October	8,507	
November	10,345	
December	11,632	
January	12,610	
February	13,617	
March	14,750	
April	15,364	
May	15,369	
June	15,369	

QUALITY

	Quantity	Base Number	Contract	AT	Region	England
% of FP17s for the same patient ID Re-attending within 3 months - Children	117	1,843	6.3%	11.8%	11.8%	12.4%
% of FP17s for the same patient ID Re-attending within 3 months - Adults	190	1,339	14.2%	17.2%	16.6%	16.7%
% of FP17s for the same patient ID Re-attending between 3 & 9 months - Children	1,100	1,843	59.7%	55.4%	60.2%	57.4%
% of FP17s for the same patient ID Re-attending between 3 & 9 months - Adults	519	1,339	38.8%	48.7%	52.0%	50.5%
% of FP17s for Band 1 Urgent Courses	200	2,872	7.0%	10.5%	9.4%	9.1%
% of FP17s Relating to Free Repair or Replacements	8	2,872	0.3%	0.6%	0.7%	0.8%
% of FP17s Relating to Continuations	8	2,872	0.3%	1.0%	1.2%	1.3%
% of Patients satisfied with the dentistry they have received	4	4	N/A	94.3%	93.6%	93.2%
% of Patients satisfied with the time they had to wait for an appointment	4	4	N/A	88.1%	89.1%	89.0%

* This is based on patients treated on this contract for their most recent course of treatment. Figures in italics indicate the base number of FP17s or Patient Questionnaire responses are less than 100. N/A is shown where the base number of responses is less than 10 during the period. % is calculated as Quantity/Base number*100

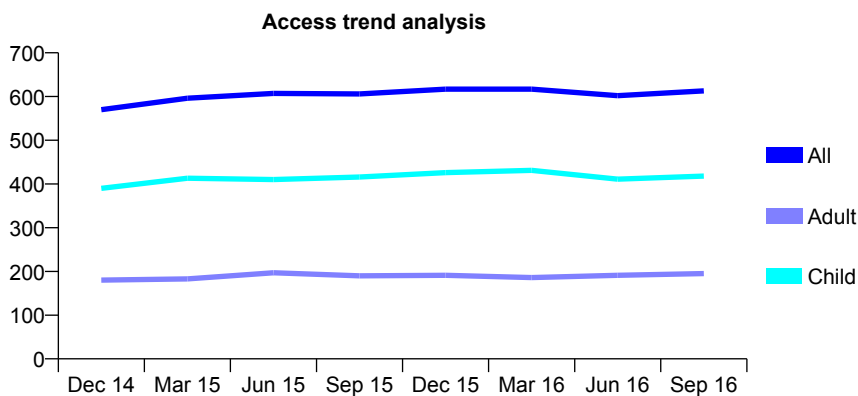
Q67 - Vital Signs At a Glance Contract Report for 319406/0001 - September 2016

Name or company name	MR DG CASEY
Contract type name	GDS Contract
Purpose of contract	General
Contract start date	01/04/2006
Contract end date	

16/17 Contracted general activity (UDA)	1,400
Carry forward general activity (UDA)	-28
16/17 Contracted orthodontic activity (UOA)	0
Carry forward orthodontic activity (UOA)	0
Baseline contract value	£34,230.55

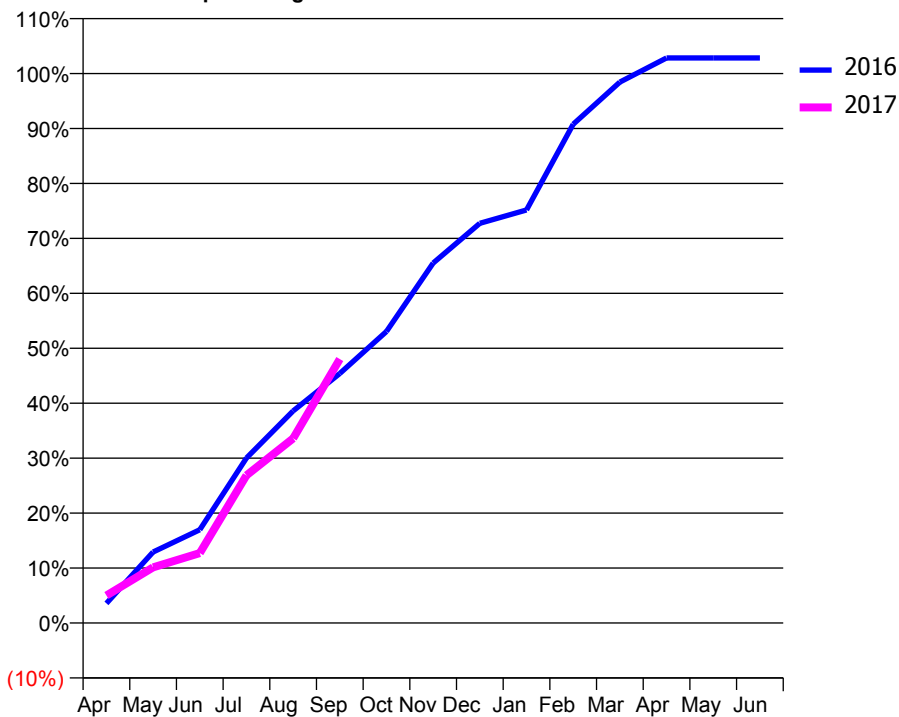
ACCESS*

Patients seen in 24 months	Total	Change since previous quarter
Quarter ending September 2015	606	
Quarter ending December 2015	617	→
Quarter ending March 2016	617	→
Quarter ending June 2016	602	↓
Quarter ending September 2016	613	→
Variance since September 2015	1.2%	→



ACTIVITY

Cumulative percentage of contracted UDA delivered 2016 & 2017



Adjusted Scheduled Activity (UDA)

Month	2016	2017
April	50	70
May	181	142
June	238	178
July	420	376
August	540	470
September	636	673
October	743	
November	917	
December	1,018	
January	1,052	
February	1,271	
March	1,378	
April	1,440	
May	1,440	
June	1,440	

QUALITY

	Quantity	Base Number	Contract	AT	Region	England
% of FP17s for the same patient ID Re-attending within 3 months - Children	27	305	8.9%	11.8%	11.8%	12.4%
% of FP17s for the same patient ID Re-attending within 3 months - Adults	33	121	27.3%	17.2%	16.6%	16.7%
% of FP17s for the same patient ID Re-attending between 3 & 9 months - Children	156	305	51.1%	55.4%	60.2%	57.4%
% of FP17s for the same patient ID Re-attending between 3 & 9 months - Adults	54	121	44.6%	48.7%	52.0%	50.5%
% of FP17s for Band 1 Urgent Courses	18	389	4.6%	10.5%	9.4%	9.1%
% of FP17s Relating to Free Repair or Replacements	0	389	0.0%	0.6%	0.7%	0.8%
% of FP17s Relating to Continuations	1	389	0.3%	1.0%	1.2%	1.3%
% of Patients satisfied with the dentistry they have received	0	0	N/A	94.3%	93.6%	93.2%
% of Patients satisfied with the time they had to wait for an appointment	0	0	N/A	88.1%	89.1%	89.0%

* This is based on patients treated on this contract for their most recent course of treatment. Figures in italics indicate the base number of FP17s or Patient Questionnaire responses are less than 100. N/A is shown where the base number of responses is less than 10 during the period. % is calculated as Quantity/Base number*100

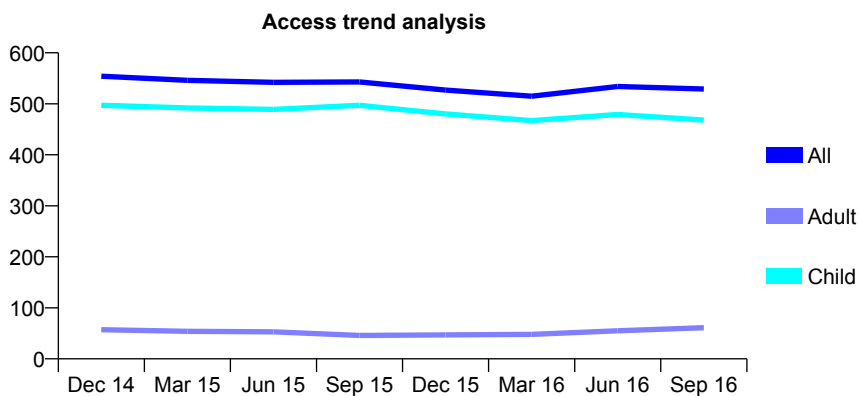
Q67 - Vital Signs At a Glance Contract Report for 319821/0001 - September 2016

Name or company name	MR PJ DENING
Contract type name	GDS Contract
Purpose of contract	General
Contract start date	01/04/2006
Contract end date	

16/17 Contracted general activity (UDA)	1,042
Carry forward general activity (UDA)	-21
16/17 Contracted orthodontic activity (UOA)	0
Carry forward orthodontic activity (UOA)	0
Baseline contract value	£23,154.42

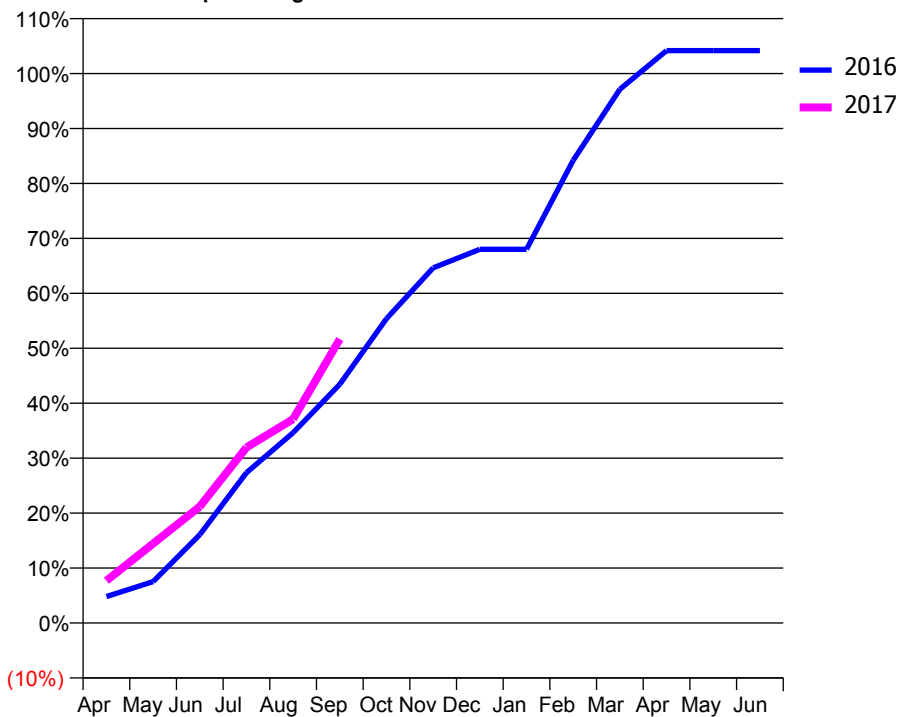
ACCESS*

Patients seen in 24 months	Total	Change since previous quarter
Quarter ending September 2015	543	
Quarter ending December 2015	527	↓
Quarter ending March 2016	515	↓
Quarter ending June 2016	534	↑
Quarter ending September 2016	529	→
Variance since September 2015	(2.6%)	↓



ACTIVITY

Cumulative percentage of contracted UDA delivered 2016 & 2017



Month	Adjusted Scheduled Activity (UDA)	
	2016	2017
April	50	80
May	79	151
June	168	221
July	285	333
August	361	387
September	453	538
October	577	
November	674	
December	709	
January	709	
February	877	
March	1,012	
April	1,085	
May	1,085	
June	1,085	

QUALITY

	Quantity	Base Number	Contract	AT	Region	England
% of FP17s for the same patient ID Re-attending within 3 months - Children	34	446	7.6%	11.8%	11.8%	12.4%
% of FP17s for the same patient ID Re-attending within 3 months - Adults	0	0	N/A	17.2%	16.6%	16.7%
% of FP17s for the same patient ID Re-attending between 3 & 9 months - Children	313	446	70.2%	55.4%	60.2%	57.4%
% of FP17s for the same patient ID Re-attending between 3 & 9 months - Adults	0	0	N/A	48.7%	52.0%	50.5%
% of FP17s for Band 1 Urgent Courses	7	376	1.9%	10.5%	9.4%	9.1%
% of FP17s Relating to Free Repair or Replacements	0	376	0.0%	0.6%	0.7%	0.8%
% of FP17s Relating to Continuations	0	376	0.0%	1.0%	1.2%	1.3%
% of Patients satisfied with the dentistry they have received	1	1	N/A	94.3%	93.6%	93.2%
% of Patients satisfied with the time they had to wait for an appointment	1	1	N/A	88.1%	89.1%	89.0%

* This is based on patients treated on this contract for their most recent course of treatment. Figures in italics indicate the base number of FP17s or Patient Questionnaire responses are less than 100. N/A is shown where the base number of responses is less than 10 during the period. % is calculated as Quantity/Base number*100

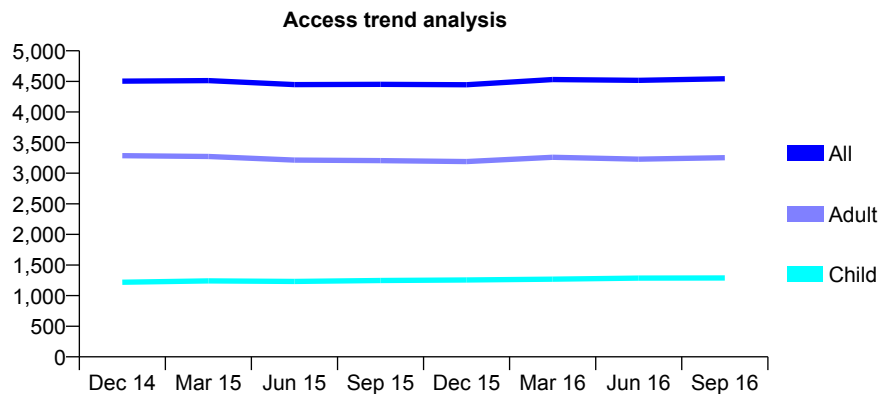
Q67 - Vital Signs At a Glance Contract Report for 320625/0001 - September 2016

Name or company name	MR SA RUMARY
Contract type name	GDS Contract
Purpose of contract	General
Contract start date	01/04/2006
Contract end date	

16/17 Contracted general activity (UDA)	16,902
Carry forward general activity (UDA)	171
16/17 Contracted orthodontic activity (UOA)	0
Carry forward orthodontic activity (UOA)	0
Baseline contract value	£413,260.55

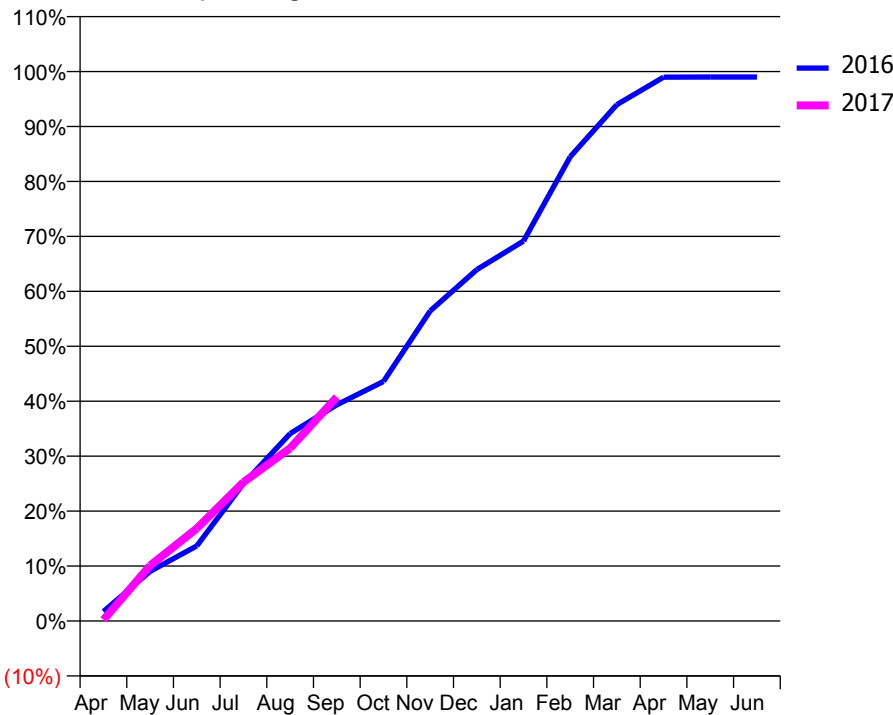
ACCESS*

Patients seen in 24 months	Total	Change since previous quarter
Quarter ending September 2015	4,453	
Quarter ending December 2015	4,445	→
Quarter ending March 2016	4,530	→
Quarter ending June 2016	4,517	→
Quarter ending September 2016	4,543	→
Variance since September 2015	2.0%	↑



ACTIVITY

Cumulative percentage of contracted UDA delivered 2016 & 2017



Month	Adjusted Scheduled Activity (UDA)	
	2016	2017
April	292	38
May	1,526	1,706
June	2,313	2,847
July	4,226	4,273
August	5,767	5,317
September	6,652	6,890
October	7,367	
November	9,539	
December	10,809	
January	11,687	
February	14,278	
March	15,883	
April	16,728	
May	16,731	
June	16,731	

QUALITY

	Quantity	Base Number	Contract	AT	Region	England
% of FP17s for the same patient ID Re-attending within 3 months - Children	84	1,027	8.2%	11.8%	11.8%	12.4%
% of FP17s for the same patient ID Re-attending within 3 months - Adults	509	2,602	19.6%	17.2%	16.6%	16.7%
% of FP17s for the same patient ID Re-attending between 3 & 9 months - Children	609	1,027	59.3%	55.4%	60.2%	57.4%
% of FP17s for the same patient ID Re-attending between 3 & 9 months - Adults	1,542	2,602	59.3%	48.7%	52.0%	50.5%
% of FP17s for Band 1 Urgent Courses	387	3,335	11.6%	10.5%	9.4%	9.1%
% of FP17s Relating to Free Repair or Replacements	60	3,335	1.8%	0.6%	0.7%	0.8%
% of FP17s Relating to Continuations	7	3,335	0.2%	1.0%	1.2%	1.3%
% of Patients satisfied with the dentistry they have received	17	17	100.0%	94.3%	93.6%	93.2%
% of Patients satisfied with the time they had to wait for an appointment	17	17	100.0%	88.1%	89.1%	89.0%

* This is based on patients treated on this contract for their most recent course of treatment. Figures in italics indicate the base number of FP17s or Patient Questionnaire responses are less than 100. N/A is shown where the base number of responses is less than 10 during the period. % is calculated as Quantity/Base number*100

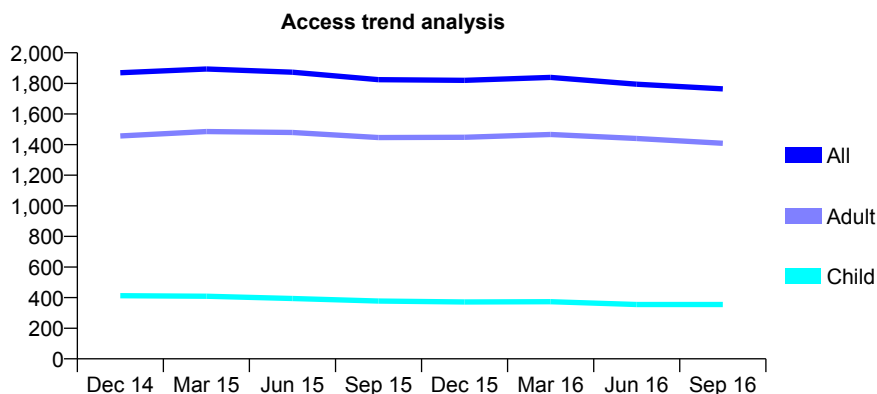
Q67 - Vital Signs At a Glance Contract Report for 323462/0001 - September 2016

Name or company name	MR SS SHOKER
Contract type name	GDS Contract
Purpose of contract	General
Contract start date	01/04/2006
Contract end date	

16/17 Contracted general activity (UDA)	5,936
Carry forward general activity (UDA)	0
16/17 Contracted orthodontic activity (UOA)	0
Carry forward orthodontic activity (UOA)	0
Baseline contract value	£145,137.55

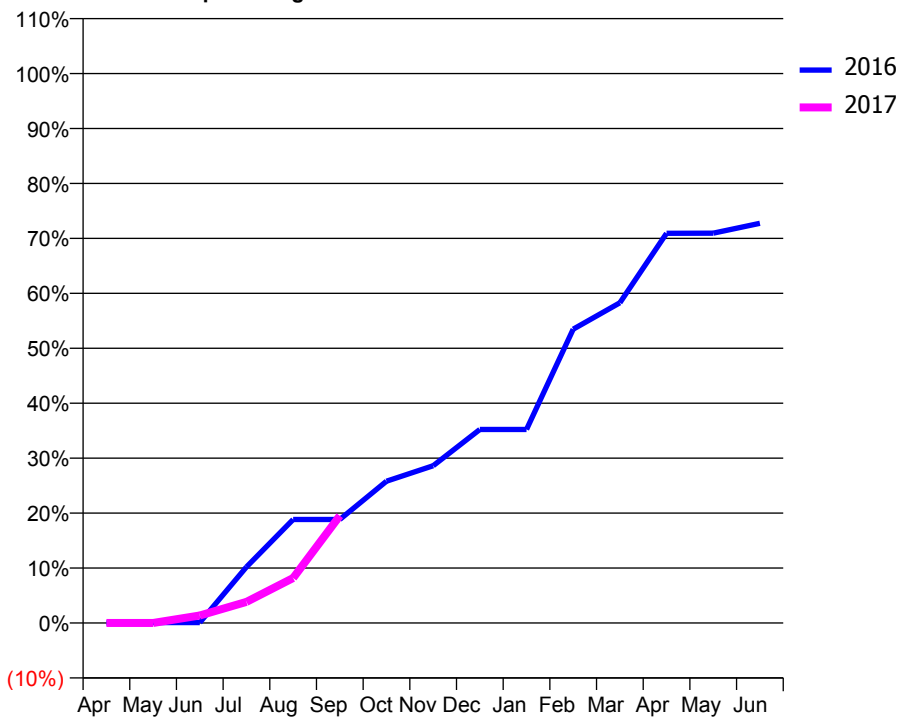
ACCESS*

Patients seen in 24 months	Total	Change since previous quarter
Quarter ending September 2015	1,824	
Quarter ending December 2015	1,820	→
Quarter ending March 2016	1,839	→
Quarter ending June 2016	1,795	↓
Quarter ending September 2016	1,764	↓
Variance since September 2015	(3.3%)	↓



ACTIVITY

Cumulative percentage of contracted UDA delivered 2016 & 2017



Adjusted Scheduled Activity (UDA)

Month	2016	2017
April	0	1
May	5	1
June	5	81
July	606	228
August	1,118	487
September	1,118	1,159
October	1,531	
November	1,699	
December	2,091	
January	2,091	
February	3,175	
March	3,460	
April	4,210	
May	4,211	
June	4,318	

QUALITY

	Quantity	Base Number	Contract	AT	Region	England
% of FP17s for the same patient ID Re-attending within 3 months - Children	25	215	11.6%	11.8%	11.8%	12.4%
% of FP17s for the same patient ID Re-attending within 3 months - Adults	113	804	14.1%	17.2%	16.6%	16.7%
% of FP17s for the same patient ID Re-attending between 3 & 9 months - Children	104	215	48.4%	55.4%	60.2%	57.4%
% of FP17s for the same patient ID Re-attending between 3 & 9 months - Adults	371	804	46.1%	48.7%	52.0%	50.5%
% of FP17s for Band 1 Urgent Courses	36	570	6.3%	10.5%	9.4%	9.1%
% of FP17s Relating to Free Repair or Replacements	12	570	2.1%	0.6%	0.7%	0.8%
% of FP17s Relating to Continuations	6	570	1.1%	1.0%	1.2%	1.3%
% of Patients satisfied with the dentistry they have received	3	3	N/A	94.3%	93.6%	93.2%
% of Patients satisfied with the time they had to wait for an appointment	3	3	N/A	88.1%	89.1%	89.0%

* This is based on patients treated on this contract for their most recent course of treatment. Figures in italics indicate the base number of FP17s or Patient Questionnaire responses are less than 100. N/A is shown where the base number of responses is less than 10 during the period. % is calculated as Quantity/Base number*100

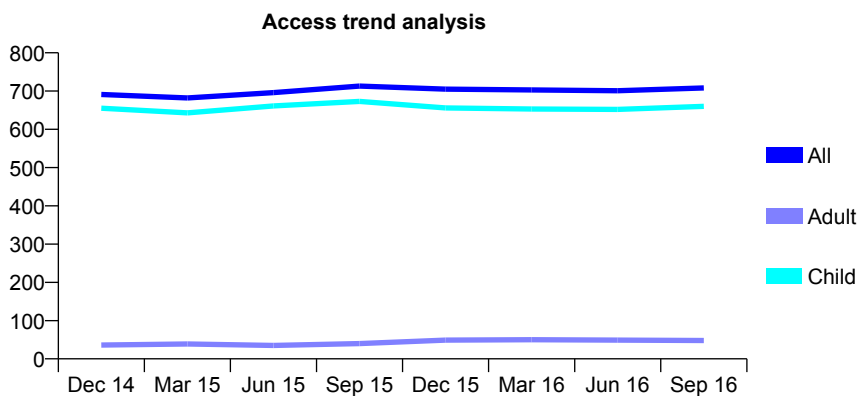
Q67 - Vital Signs At a Glance Contract Report for 330493/0001 - September 2016

Name or company name	MR CF GUNTER
Contract type name	GDS Contract
Purpose of contract	General
Contract start date	01/04/2006
Contract end date	

16/17 Contracted general activity (UDA)	1,171
Carry forward general activity (UDA)	-13
16/17 Contracted orthodontic activity (UOA)	0
Carry forward orthodontic activity (UOA)	0
Baseline contract value	£28,631.42

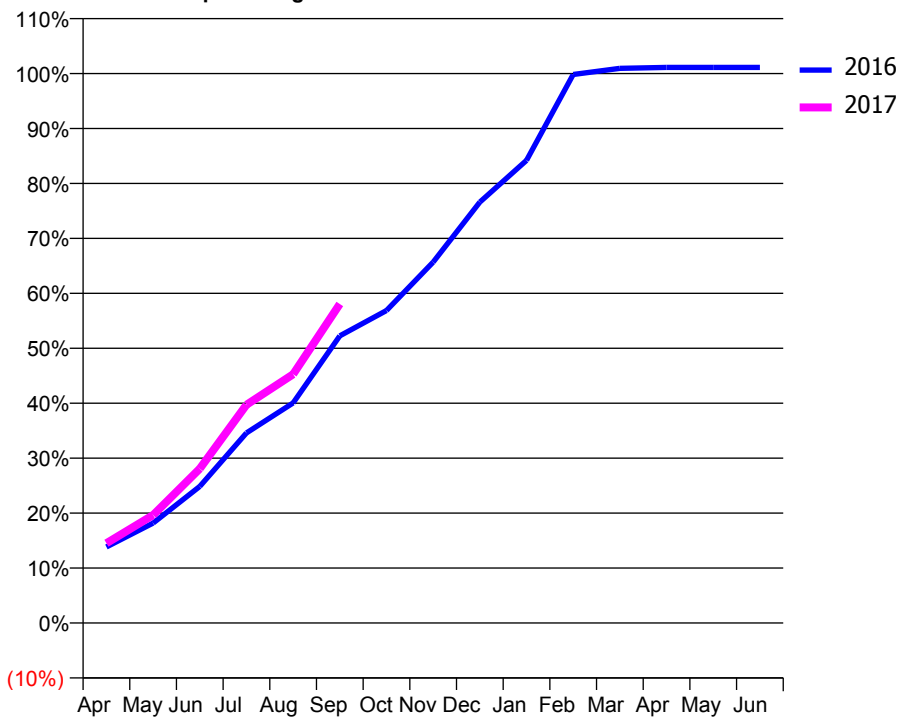
ACCESS*

Patients seen in 24 months	Total	Change since previous quarter
Quarter ending September 2015	713	
Quarter ending December 2015	705	↓
Quarter ending March 2016	703	→
Quarter ending June 2016	701	→
Quarter ending September 2016	708	→
Variance since September 2015	(0.7%)	→



ACTIVITY

Cumulative percentage of contracted UDA delivered 2016 & 2017



Adjusted Scheduled Activity (UDA)

Month	2016	2017
April	162	170
May	213	230
June	291	329
July	405	465
August	469	530
September	612	680
October	666	
November	769	
December	897	
January	986	
February	1,169	
March	1,182	
April	1,184	
May	1,184	
June	1,184	

QUALITY

	Quantity	Base Number	Contract	AT	Region	England
% of FP17s for the same patient ID Re-attending within 3 months - Children	18	538	3.3%	11.8%	11.8%	12.4%
% of FP17s for the same patient ID Re-attending within 3 months - Adults	0	0	N/A	17.2%	16.6%	16.7%
% of FP17s for the same patient ID Re-attending between 3 & 9 months - Children	320	538	59.5%	55.4%	60.2%	57.4%
% of FP17s for the same patient ID Re-attending between 3 & 9 months - Adults	0	0	N/A	48.7%	52.0%	50.5%
% of FP17s for Band 1 Urgent Courses	0	536	0.0%	10.5%	9.4%	9.1%
% of FP17s Relating to Free Repair or Replacements	0	536	0.0%	0.6%	0.7%	0.8%
% of FP17s Relating to Continuations	0	536	0.0%	1.0%	1.2%	1.3%
% of Patients satisfied with the dentistry they have received	0	0	N/A	94.3%	93.6%	93.2%
% of Patients satisfied with the time they had to wait for an appointment	0	0	N/A	88.1%	89.1%	89.0%

* This is based on patients treated on this contract for their most recent course of treatment. Figures in italics indicate the base number of FP17s or Patient Questionnaire responses are less than 100. N/A is shown where the base number of responses is less than 10 during the period. % is calculated as Quantity/Base number*100

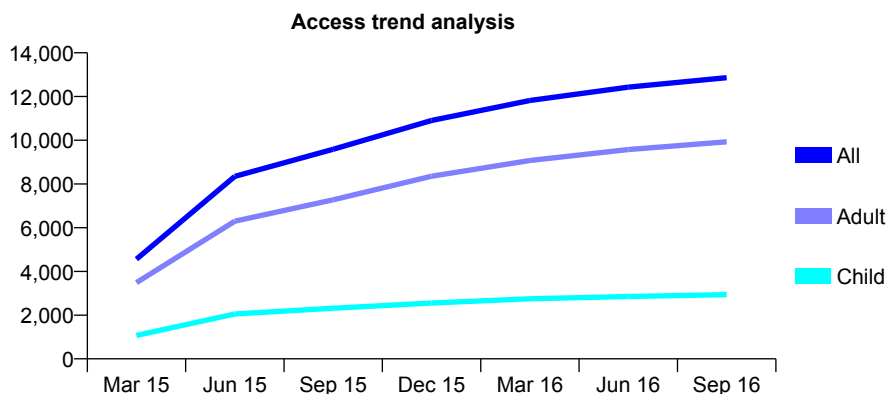
Q67 - Vital Signs At a Glance Contract Report for 330736/0018 - September 2016

Name or company name	MR N PATEL
Contract type name	GDS Contract
Purpose of contract	General and Orthodontic
Contract start date	01/01/2015
Contract end date	

16/17 Contracted general activity (UDA)	38,100
Carry forward general activity (UDA)	643
16/17 Contracted orthodontic activity (UOA)	1,275
Carry forward orthodontic activity (UOA)	0
Baseline contract value	£986,612.82

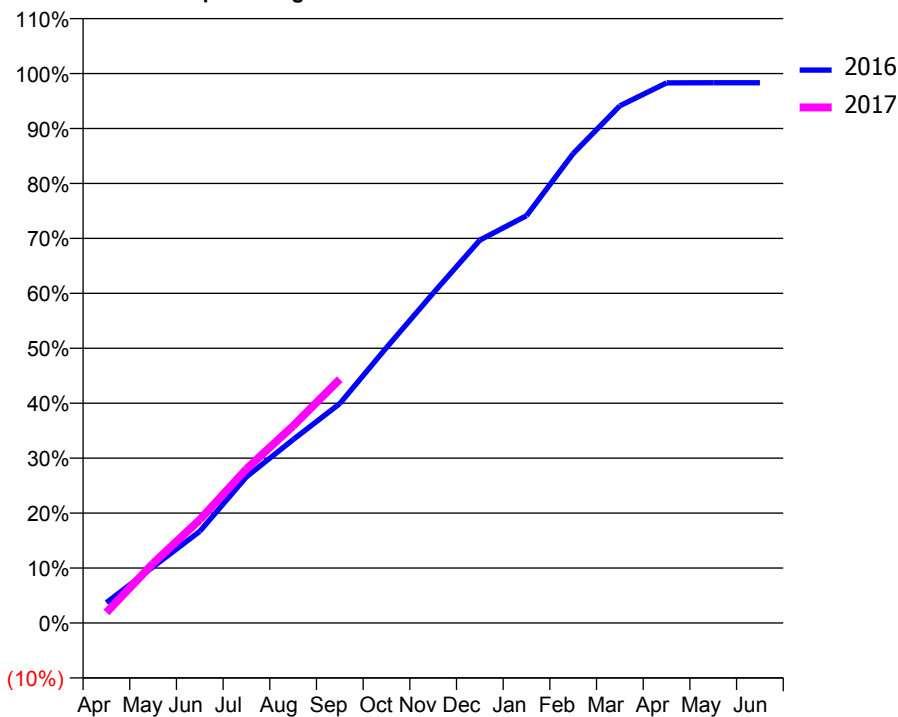
ACCESS*

Patients seen in 24 months	Total	Change since previous quarter
Quarter ending September 2015	9,586	
Quarter ending December 2015	10,904	↑
Quarter ending March 2016	11,820	↑
Quarter ending June 2016	12,428	↑
Quarter ending September 2016	12,863	↑
Variance since September 2015	34.2%	↑



ACTIVITY

Cumulative percentage of contracted UDA delivered 2016 & 2017



Month	Adjusted Scheduled Activity (UDA)	
	2016	2017
April	1,411	731
May	3,900	4,134
June	6,361	7,164
July	10,138	10,684
August	12,720	13,668
September	15,212	16,905
October	19,094	
November	22,867	
December	26,551	
January	28,245	
February	32,554	
March	35,862	
April	37,451	
May	37,457	
June	37,457	

QUALITY

	Quantity	Base Number	Contract	AT	Region	England
% of FP17s for the same patient ID Re-attending within 3 months - Children	227	2,655	8.5%	11.8%	11.8%	12.4%
% of FP17s for the same patient ID Re-attending within 3 months - Adults	983	8,209	12.0%	17.2%	16.6%	16.7%
% of FP17s for the same patient ID Re-attending between 3 & 9 months - Children	1,837	2,655	69.2%	55.4%	60.2%	57.4%
% of FP17s for the same patient ID Re-attending between 3 & 9 months - Adults	5,297	8,209	64.5%	48.7%	52.0%	50.5%
% of FP17s for Band 1 Urgent Courses	845	9,927	8.5%	10.5%	9.4%	9.1%
% of FP17s Relating to Free Repair or Replacements	48	9,927	0.5%	0.6%	0.7%	0.8%
% of FP17s Relating to Continuations	12	9,927	0.1%	1.0%	1.2%	1.3%
% of Patients satisfied with the dentistry they have received	19	21	90.5%	94.3%	93.6%	93.2%
% of Patients satisfied with the time they had to wait for an appointment	20	21	95.2%	88.1%	89.1%	89.0%

* This is based on patients treated on this contract for their most recent course of treatment. Figures in italics indicate the base number of FP17s or Patient Questionnaire responses are less than 100. N/A is shown where the base number of responses is less than 10 during the period. % is calculated as Quantity/Base number*100

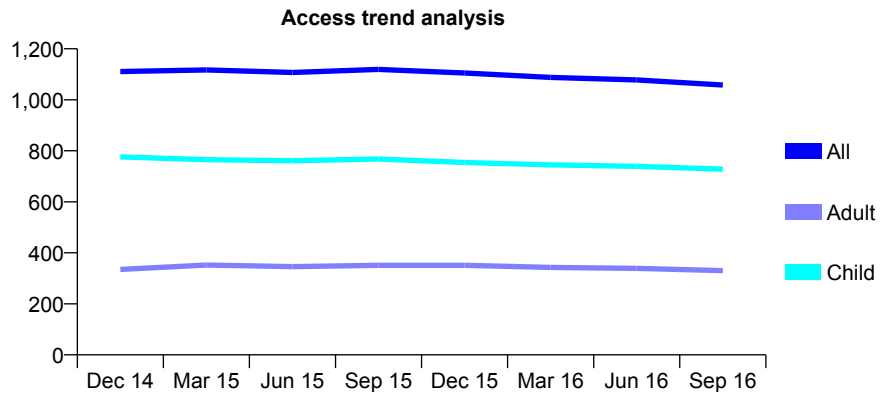
Q67 - Vital Signs At a Glance Contract Report for 331538/0001 - September 2016

Name or company name	MR SJ PATIENT
Contract type name	GDS Contract
Purpose of contract	General
Contract start date	01/04/2006
Contract end date	

16/17 Contracted general activity (UDA)	1,842
Carry forward general activity (UDA)	25
16/17 Contracted orthodontic activity (UOA)	0
Carry forward orthodontic activity (UOA)	0
Baseline contract value	£46,367.80

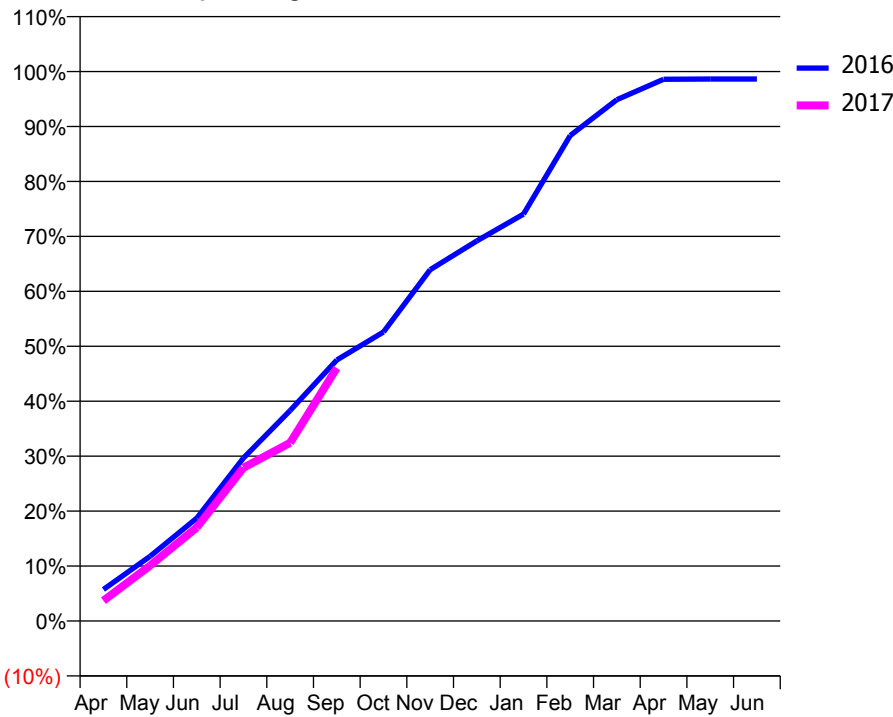
ACCESS*

Patients seen in 24 months	Total	Change since previous quarter
Quarter ending September 2015	1,119	
Quarter ending December 2015	1,105	↓
Quarter ending March 2016	1,088	↓
Quarter ending June 2016	1,078	→
Quarter ending September 2016	1,058	↓
Variance since September 2015	(5.5%)	↓



ACTIVITY

Cumulative percentage of contracted UDA delivered 2016 & 2017



Adjusted Scheduled Activity (UDA)		
Month	2016	2017
April	106	68
May	217	186
June	345	314
July	547	514
August	706	597
September	875	848
October	969	
November	1,178	
December	1,274	
January	1,364	
February	1,627	
March	1,748	
April	1,816	
May	1,817	
June	1,817	

QUALITY

	Quantity	Base Number	Contract	AT	Region	England
% of FP17s for the same patient ID Re-attending within 3 months - Children	26	505	5.1%	11.8%	11.8%	12.4%
% of FP17s for the same patient ID Re-attending within 3 months - Adults	2	125	1.6%	17.2%	16.6%	16.7%
% of FP17s for the same patient ID Re-attending between 3 & 9 months - Children	225	505	44.6%	55.4%	60.2%	57.4%
% of FP17s for the same patient ID Re-attending between 3 & 9 months - Adults	50	125	40.0%	48.7%	52.0%	50.5%
% of FP17s for Band 1 Urgent Courses	31	584	5.3%	10.5%	9.4%	9.1%
% of FP17s Relating to Free Repair or Replacements	0	584	0.0%	0.6%	0.7%	0.8%
% of FP17s Relating to Continuations	0	584	0.0%	1.0%	1.2%	1.3%
% of Patients satisfied with the dentistry they have received	1	1	N/A	94.3%	93.6%	93.2%
% of Patients satisfied with the time they had to wait for an appointment	1	1	N/A	88.1%	89.1%	89.0%

* This is based on patients treated on this contract for their most recent course of treatment. Figures in italics indicate the base number of FP17s or Patient Questionnaire responses are less than 100. N/A is shown where the base number of responses is less than 10 during the period. % is calculated as Quantity/Base number*100

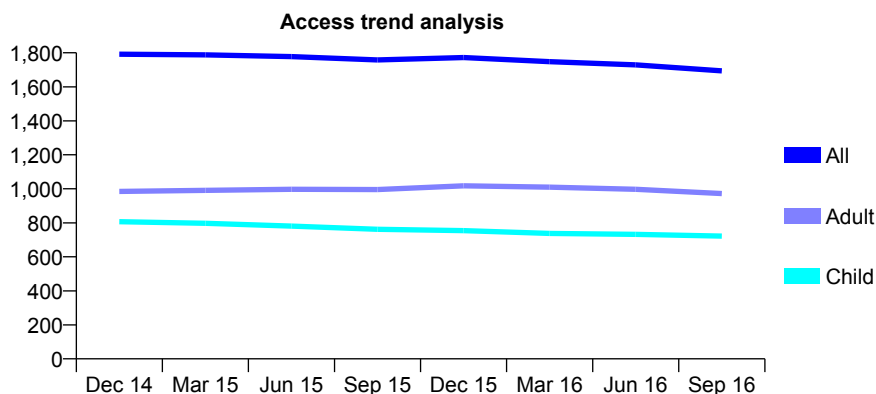
Q67 - Vital Signs At a Glance Contract Report for 332623/0001 - September 2016

Name or company name	MR RE BANKS
Contract type name	GDS Contract
Purpose of contract	General
Contract start date	01/04/2006
Contract end date	

16/17 Contracted general activity (UDA)	4,750
Carry forward general activity (UDA)	0
16/17 Contracted orthodontic activity (UOA)	0
Carry forward orthodontic activity (UOA)	0
Baseline contract value	£115,118.38

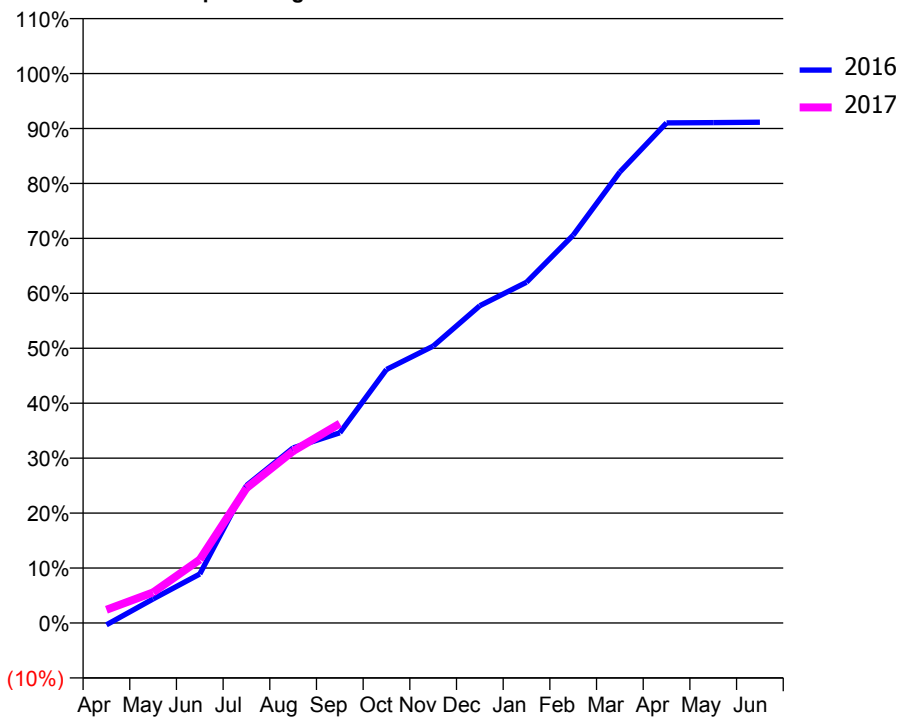
ACCESS*

Patients seen in 24 months	Total	Change since previous quarter
Quarter ending September 2015	1,758	
Quarter ending December 2015	1,772	→
Quarter ending March 2016	1,748	↓
Quarter ending June 2016	1,729	↓
Quarter ending September 2016	1,694	↓
Variance since September 2015	(3.6%)	↓



ACTIVITY

Cumulative percentage of contracted UDA delivered 2016 & 2017



Adjusted Scheduled Activity (UDA)

Month	2016	2017
April	-17	115
May	208	265
June	424	548
July	1,189	1,166
August	1,514	1,486
September	1,644	1,724
October	2,192	
November	2,394	
December	2,743	
January	2,945	
February	3,352	
March	3,898	
April	4,323	
May	4,326	
June	4,329	

QUALITY

	Quantity	Base Number	Contract	AT	Region	England
% of FP17s for the same patient ID Re-attending within 3 months - Children	35	541	6.5%	11.8%	11.8%	12.4%
% of FP17s for the same patient ID Re-attending within 3 months - Adults	92	671	13.7%	17.2%	16.6%	16.7%
% of FP17s for the same patient ID Re-attending between 3 & 9 months - Children	352	541	65.1%	55.4%	60.2%	57.4%
% of FP17s for the same patient ID Re-attending between 3 & 9 months - Adults	434	671	64.7%	48.7%	52.0%	50.5%
% of FP17s for Band 1 Urgent Courses	61	991	6.2%	10.5%	9.4%	9.1%
% of FP17s Relating to Free Repair or Replacements	0	991	0.0%	0.6%	0.7%	0.8%
% of FP17s Relating to Continuations	17	991	1.7%	1.0%	1.2%	1.3%
% of Patients satisfied with the dentistry they have received	2	2	N/A	94.3%	93.6%	93.2%
% of Patients satisfied with the time they had to wait for an appointment	0	2	N/A	88.1%	89.1%	89.0%

* This is based on patients treated on this contract for their most recent course of treatment. Figures in italics indicate the base number of FP17s or Patient Questionnaire responses are less than 100. N/A is shown where the base number of responses is less than 10 during the period. % is calculated as Quantity/Base number*100

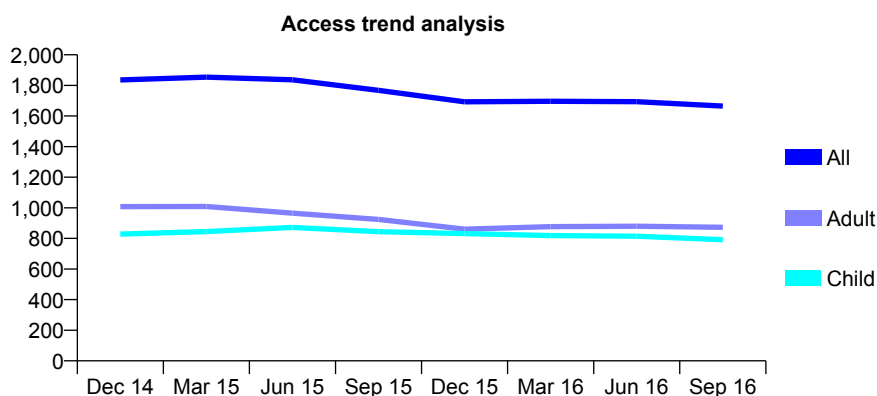
Q67 - Vital Signs At a Glance Contract Report for 333751/0001 - September 2016

Name or company name	MR J MEAKIN
Contract type name	GDS Contract
Purpose of contract	General
Contract start date	01/04/2006
Contract end date	

16/17 Contracted general activity (UDA)	2,211
Carry forward general activity (UDA)	-33
16/17 Contracted orthodontic activity (UOA)	0
Carry forward orthodontic activity (UOA)	0
Baseline contract value	£49,140.99

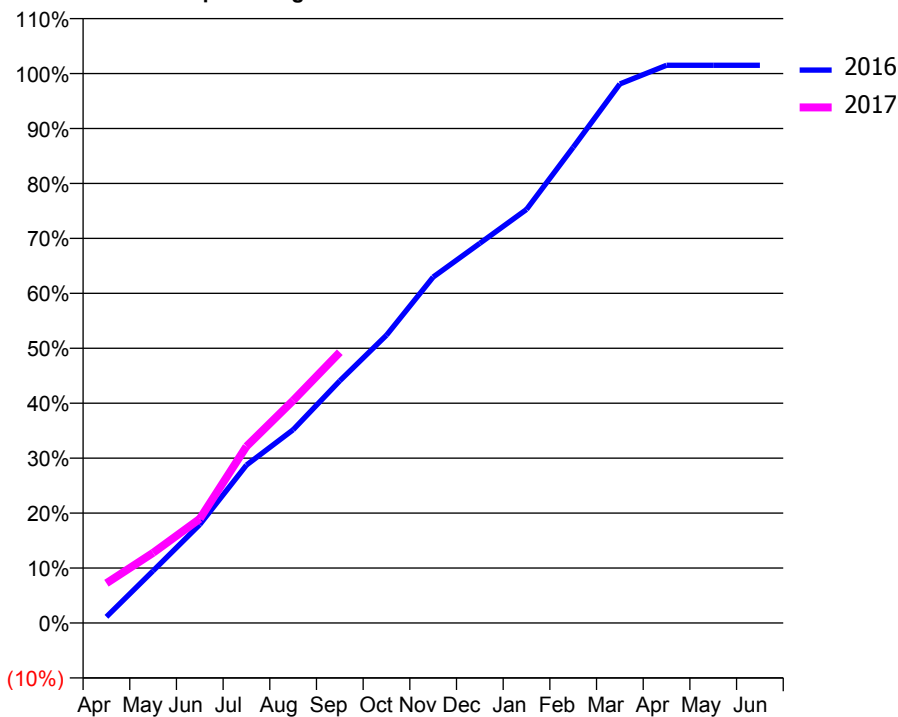
ACCESS*

Patients seen in 24 months	Total	Change since previous quarter
Quarter ending September 2015	1,768	
Quarter ending December 2015	1,693	↓
Quarter ending March 2016	1,696	→
Quarter ending June 2016	1,694	→
Quarter ending September 2016	1,665	↓
Variance since September 2015	(5.8%)	↓



ACTIVITY

Cumulative percentage of contracted UDA delivered 2016 & 2017



Month	Adjusted Scheduled Activity (UDA)	
	2016	2017
April	25	160
May	210	282
June	396	419
July	636	711
August	778	895
September	975	1,090
October	1,158	
November	1,392	
December	1,528	
January	1,664	
February	1,914	
March	2,169	
April	2,244	
May	2,244	
June	2,244	

QUALITY

	Quantity	Base Number	Contract	AT	Region	England
% of FP17s for the same patient ID Re-attending within 3 months - Children	38	630	6.0%	11.8%	11.8%	12.4%
% of FP17s for the same patient ID Re-attending within 3 months - Adults	83	588	14.1%	17.2%	16.6%	16.7%
% of FP17s for the same patient ID Re-attending between 3 & 9 months - Children	398	630	63.2%	55.4%	60.2%	57.4%
% of FP17s for the same patient ID Re-attending between 3 & 9 months - Adults	286	588	48.6%	48.7%	52.0%	50.5%
% of FP17s for Band 1 Urgent Courses	13	649	2.0%	10.5%	9.4%	9.1%
% of FP17s Relating to Free Repair or Replacements	0	649	0.0%	0.6%	0.7%	0.8%
% of FP17s Relating to Continuations	0	649	0.0%	1.0%	1.2%	1.3%
% of Patients satisfied with the dentistry they have received	1	1	N/A	94.3%	93.6%	93.2%
% of Patients satisfied with the time they had to wait for an appointment	1	1	N/A	88.1%	89.1%	89.0%

* This is based on patients treated on this contract for their most recent course of treatment. Figures in italics indicate the base number of FP17s or Patient Questionnaire responses are less than 100. N/A is shown where the base number of responses is less than 10 during the period. % is calculated as Quantity/Base number*100

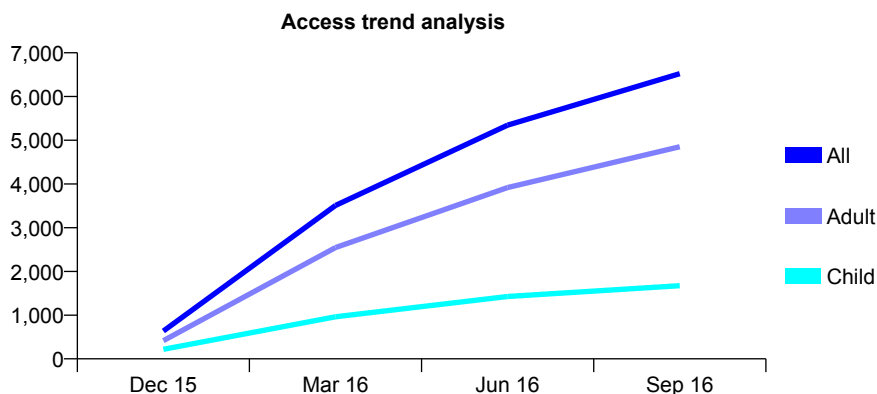
Q67 - Vital Signs At a Glance Contract Report for 339156/0003 - September 2016

Name or company name	MR N SAFDAR
Contract type name	GDS Contract
Purpose of contract	General
Contract start date	01/12/2015
Contract end date	

16/17 Contracted general activity (UDA)	28,422
Carry forward general activity (UDA)	0
16/17 Contracted orthodontic activity (UOA)	0
Carry forward orthodontic activity (UOA)	0
Baseline contract value	£631,693.35

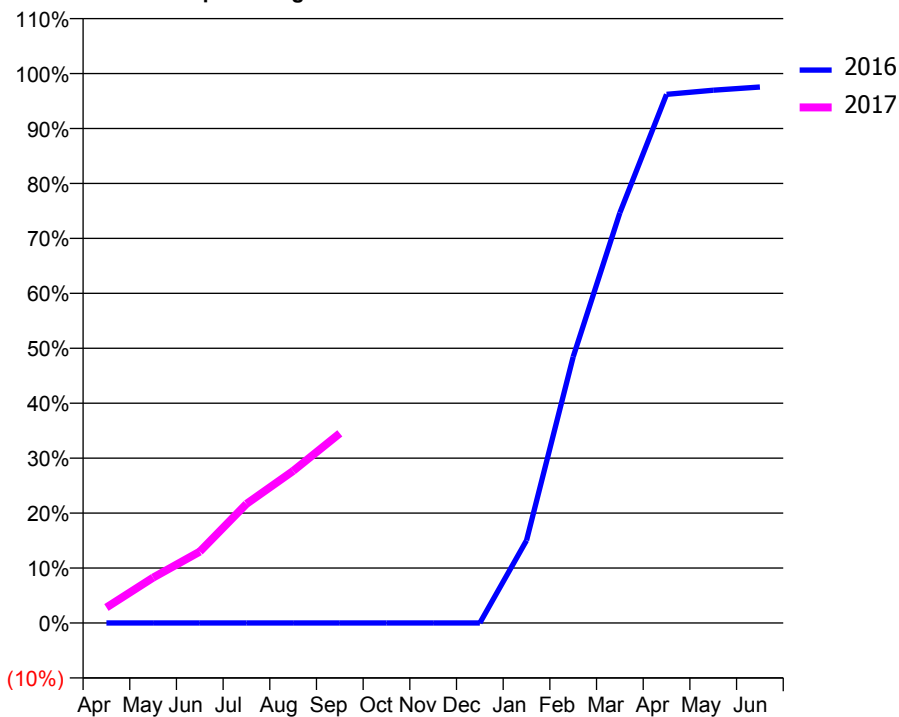
ACCESS*

Patients seen in 24 months	Total	Change since previous quarter
Quarter ending September 2015	0	
Quarter ending December 2015	636	↑
Quarter ending March 2016	3,508	↑
Quarter ending June 2016	5,346	↑
Quarter ending September 2016	6,524	↑
Variance since September 2015	N/A	



ACTIVITY

Cumulative percentage of contracted UDA delivered 2016 & 2017



Adjusted Scheduled Activity (UDA)

Month	2016	2017
April	0	807
May	0	2,351
June	0	3,695
July	0	6,166
August	0	7,863
September	0	9,814
October	0	
November	0	
December	0	
January	1,424	
February	4,589	
March	7,073	
April	9,116	
May	9,187	
June	9,241	

QUALITY

	Quantity	Base Number	Contract	AT	Region	England
% of FP17s for the same patient ID Re-attending within 3 months - Children	98	1,416	6.9%	11.8%	11.8%	12.4%
% of FP17s for the same patient ID Re-attending within 3 months - Adults	686	4,274	16.1%	17.2%	16.6%	16.7%
% of FP17s for the same patient ID Re-attending between 3 & 9 months - Children	419	1,416	29.6%	55.4%	60.2%	57.4%
% of FP17s for the same patient ID Re-attending between 3 & 9 months - Adults	1,010	4,274	23.6%	48.7%	52.0%	50.5%
% of FP17s for Band 1 Urgent Courses	494	4,989	9.9%	10.5%	9.4%	9.1%
% of FP17s Relating to Free Repair or Replacements	62	4,989	1.2%	0.6%	0.7%	0.8%
% of FP17s Relating to Continuations	49	4,989	1.0%	1.0%	1.2%	1.3%
% of Patients satisfied with the dentistry they have received	12	13	92.3%	94.3%	93.6%	93.2%
% of Patients satisfied with the time they had to wait for an appointment	13	13	100.0%	88.1%	89.1%	89.0%

* This is based on patients treated on this contract for their most recent course of treatment. Figures in italics indicate the base number of FP17s or Patient Questionnaire responses are less than 100. N/A is shown where the base number of responses is less than 10 during the period. % is calculated as Quantity/Base number*100

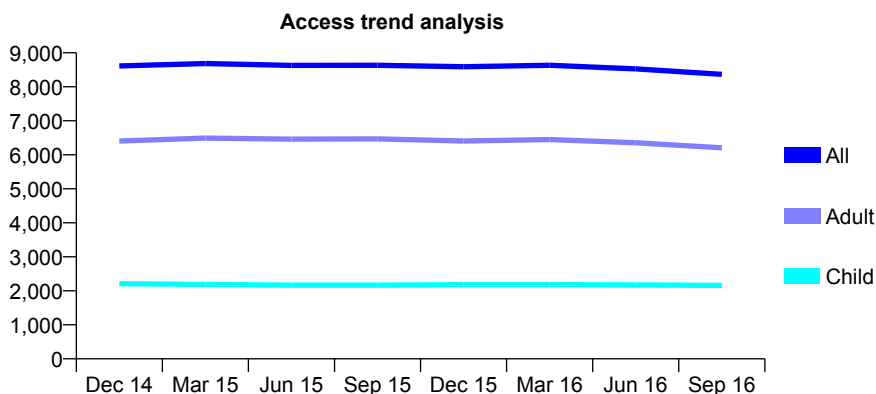
Q67 - Vital Signs At a Glance Contract Report for 339296/0001 - September 2016

Name or company name	MRS G BIANI
Contract type name	GDS Contract
Purpose of contract	General
Contract start date	01/04/2006
Contract end date	

16/17 Contracted general activity (UDA)	24,152
Carry forward general activity (UDA)	0
16/17 Contracted orthodontic activity (UOA)	0
Carry forward orthodontic activity (UOA)	0
Baseline contract value	£561,577.73

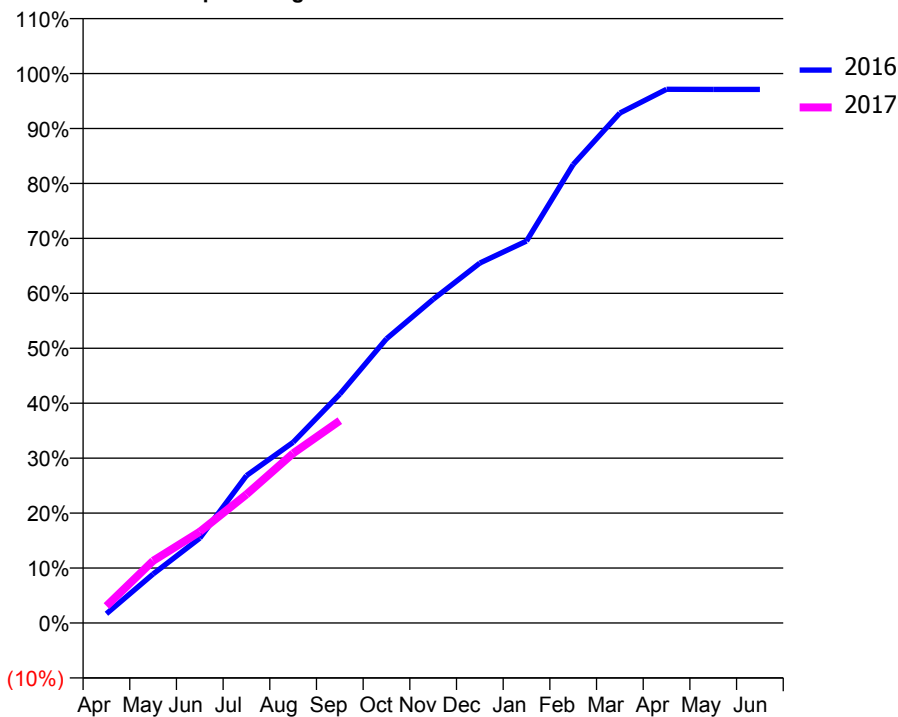
ACCESS*

Patients seen in 24 months	Total	Change since previous quarter
Quarter ending September 2015	8,633	
Quarter ending December 2015	8,590	→
Quarter ending March 2016	8,633	→
Quarter ending June 2016	8,528	↓
Quarter ending September 2016	8,367	↓
Variance since September 2015	(3.1%)	↓



ACTIVITY

Cumulative percentage of contracted UDA delivered 2016 & 2017



Month	Adjusted Scheduled Activity (UDA)	
	2016	2017
April	409	746
May	2,155	2,735
June	3,730	4,014
July	6,481	5,656
August	7,944	7,456
September	10,063	8,896
October	12,491	
November	14,229	
December	15,819	
January	16,788	
February	20,152	
March	22,417	
April	23,456	
May	23,451	
June	23,451	

QUALITY

	Quantity	Base Number	Contract	AT	Region	England
% of FP17s for the same patient ID Re-attending within 3 months - Children	107	1,570	6.8%	11.8%	11.8%	12.4%
% of FP17s for the same patient ID Re-attending within 3 months - Adults	661	4,322	15.3%	17.2%	16.6%	16.7%
% of FP17s for the same patient ID Re-attending between 3 & 9 months - Children	962	1,570	61.3%	55.4%	60.2%	57.4%
% of FP17s for the same patient ID Re-attending between 3 & 9 months - Adults	2,522	4,322	58.4%	48.7%	52.0%	50.5%
% of FP17s for Band 1 Urgent Courses	576	5,076	11.3%	10.5%	9.4%	9.1%
% of FP17s Relating to Free Repair or Replacements	40	5,076	0.8%	0.6%	0.7%	0.8%
% of FP17s Relating to Continuations	8	5,076	0.2%	1.0%	1.2%	1.3%
% of Patients satisfied with the dentistry they have received	15	15	100.0%	94.3%	93.6%	93.2%
% of Patients satisfied with the time they had to wait for an appointment	14	15	93.3%	88.1%	89.1%	89.0%

* This is based on patients treated on this contract for their most recent course of treatment. Figures in italics indicate the base number of FP17s or Patient Questionnaire responses are less than 100. N/A is shown where the base number of responses is less than 10 during the period. % is calculated as Quantity/Base number*100

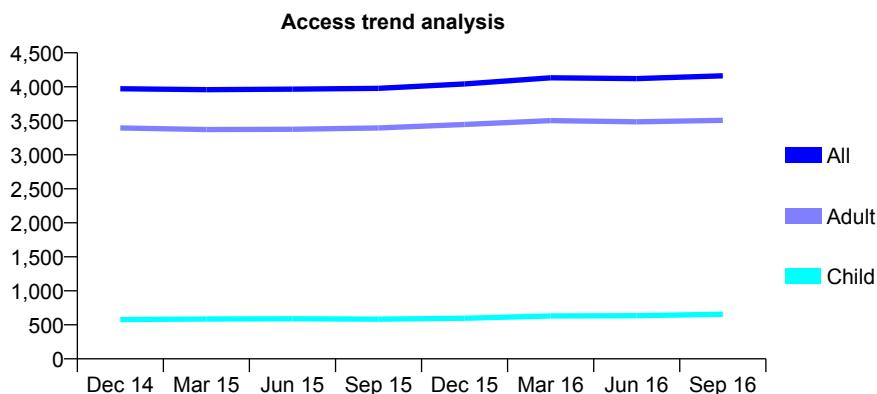
Q67 - Vital Signs At a Glance Contract Report for 340782/0001 - September 2016

Name or company name	MRS F HAGHI
Contract type name	GDS Contract
Purpose of contract	General
Contract start date	01/04/2006
Contract end date	

16/17 Contracted general activity (UDA)	13,363
Carry forward general activity (UDA)	-171
16/17 Contracted orthodontic activity (UOA)	0
Carry forward orthodontic activity (UOA)	0
Baseline contract value	£297,003.27

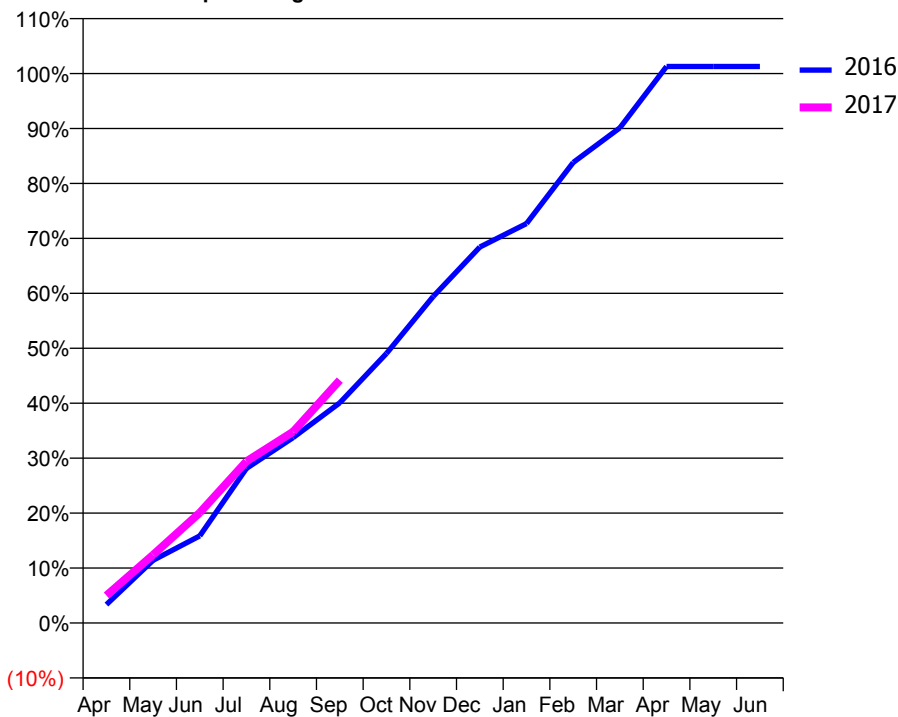
ACCESS*

Patients seen in 24 months	Total	Change since previous quarter
Quarter ending September 2015	3,978	
Quarter ending December 2015	4,043	→
Quarter ending March 2016	4,133	↑
Quarter ending June 2016	4,121	→
Quarter ending September 2016	4,161	→
Variance since September 2015	4.6%	↑



ACTIVITY

Cumulative percentage of contracted UDA delivered 2016 & 2017



Adjusted Scheduled Activity (UDA)

Month	2016	2017
April	448	670
May	1,526	1,658
June	2,119	2,684
July	3,759	3,933
August	4,510	4,653
September	5,354	5,906
October	6,555	
November	7,940	
December	9,142	
January	9,714	
February	11,200	
March	12,041	
April	13,535	
May	13,534	
June	13,534	

QUALITY

	Quantity	Base Number	Contract	AT	Region	England
% of FP17s for the same patient ID Re-attending within 3 months - Children	21	583	3.6%	11.8%	11.8%	12.4%
% of FP17s for the same patient ID Re-attending within 3 months - Adults	479	3,438	13.9%	17.2%	16.6%	16.7%
% of FP17s for the same patient ID Re-attending between 3 & 9 months - Children	387	583	66.4%	55.4%	60.2%	57.4%
% of FP17s for the same patient ID Re-attending between 3 & 9 months - Adults	2,385	3,438	69.4%	48.7%	52.0%	50.5%
% of FP17s for Band 1 Urgent Courses	173	3,323	5.2%	10.5%	9.4%	9.1%
% of FP17s Relating to Free Repair or Replacements	40	3,323	1.2%	0.6%	0.7%	0.8%
% of FP17s Relating to Continuations	34	3,323	1.0%	1.0%	1.2%	1.3%
% of Patients satisfied with the dentistry they have received	7	7	N/A	94.3%	93.6%	93.2%
% of Patients satisfied with the time they had to wait for an appointment	6	7	N/A	88.1%	89.1%	89.0%

* This is based on patients treated on this contract for their most recent course of treatment. Figures in italics indicate the base number of FP17s or Patient Questionnaire responses are less than 100. N/A is shown where the base number of responses is less than 10 during the period. % is calculated as Quantity/Base number*100

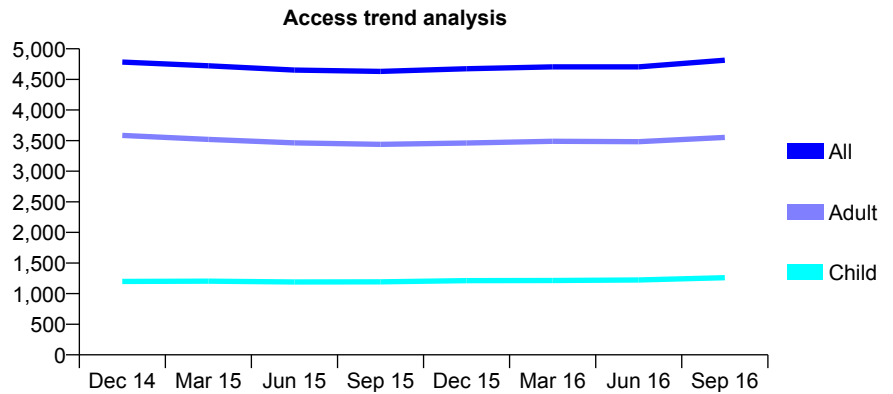
Q67 - Vital Signs At a Glance Contract Report for 342955/0001 - September 2016

Name or company name	Premier Dental Care
Contract type name	GDS Contract
Purpose of contract	General
Contract start date	01/04/2006
Contract end date	

16/17 Contracted general activity (UDA)	15,500
Carry forward general activity (UDA)	-123
16/17 Contracted orthodontic activity (UOA)	0
Carry forward orthodontic activity (UOA)	0
Baseline contract value	£383,225.38

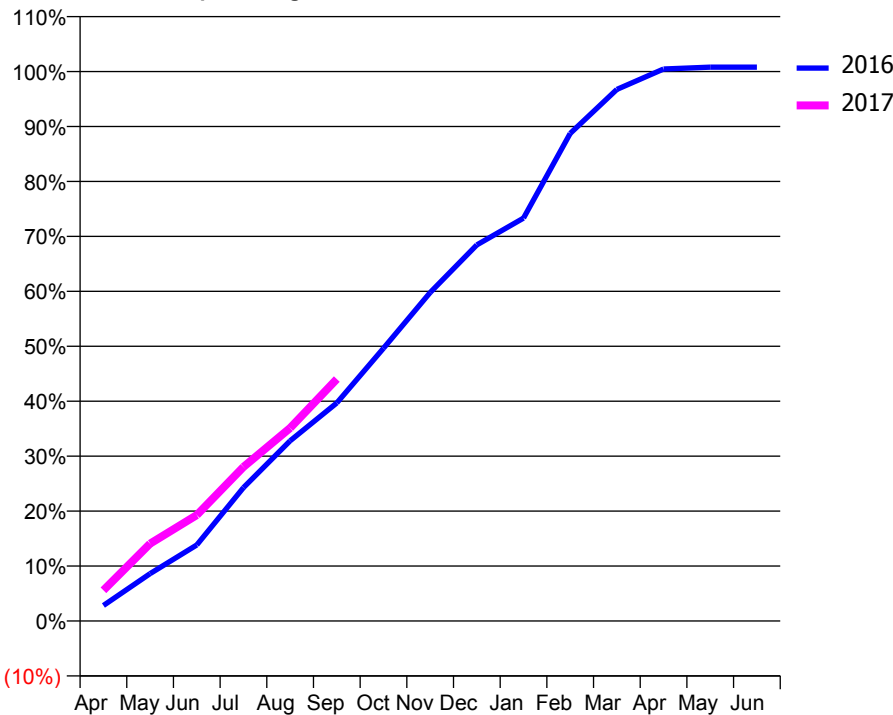
ACCESS*

Patients seen in 24 months	Total	Change since previous quarter
Quarter ending September 2015	4,631	
Quarter ending December 2015	4,674	→
Quarter ending March 2016	4,705	→
Quarter ending June 2016	4,705	→
Quarter ending September 2016	4,813	↑
Variance since September 2015	3.9%	↑



ACTIVITY

Cumulative percentage of contracted UDA delivered 2016 & 2017



Month	Adjusted Scheduled Activity (UDA)	
	2016	2017
April	438	867
May	1,336	2,182
June	2,145	2,988
July	3,763	4,346
August	5,083	5,445
September	6,153	6,824
October	7,692	
November	9,265	
December	10,607	
January	11,363	
February	13,753	
March	14,993	
April	15,569	
May	15,622	
June	15,623	

QUALITY

	Quantity	Base Number	Contract	AT	Region	England
% of FP17s for the same patient ID Re-attending within 3 months - Children	68	871	7.8%	11.8%	11.8%	12.4%
% of FP17s for the same patient ID Re-attending within 3 months - Adults	429	2,392	17.9%	17.2%	16.6%	16.7%
% of FP17s for the same patient ID Re-attending between 3 & 9 months - Children	418	871	48.0%	55.4%	60.2%	57.4%
% of FP17s for the same patient ID Re-attending between 3 & 9 months - Adults	1,064	2,392	44.5%	48.7%	52.0%	50.5%
% of FP17s for Band 1 Urgent Courses	306	3,010	10.2%	10.5%	9.4%	9.1%
% of FP17s Relating to Free Repair or Replacements	52	3,010	1.7%	0.6%	0.7%	0.8%
% of FP17s Relating to Continuations	22	3,010	0.7%	1.0%	1.2%	1.3%
% of Patients satisfied with the dentistry they have received	3	3	N/A	94.3%	93.6%	93.2%
% of Patients satisfied with the time they had to wait for an appointment	3	3	N/A	88.1%	89.1%	89.0%

* This is based on patients treated on this contract for their most recent course of treatment. Figures in italics indicate the base number of FP17s or Patient Questionnaire responses are less than 100. N/A is shown where the base number of responses is less than 10 during the period. % is calculated as Quantity/Base number*100

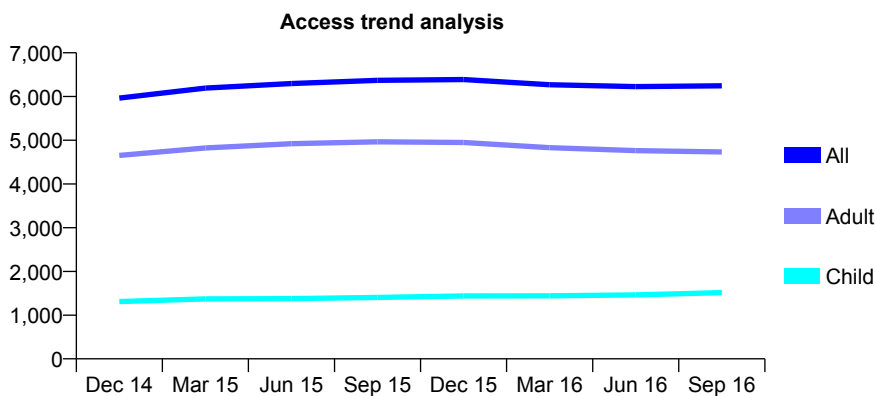
Q67 - Vital Signs At a Glance Contract Report for 343064/0001 - September 2016

Name or company name	MISS R FATHI SAFFAR
Contract type name	GDS Contract
Purpose of contract	General
Contract start date	01/04/2006
Contract end date	

16/17 Contracted general activity (UDA)	16,790
Carry forward general activity (UDA)	-336
16/17 Contracted orthodontic activity (UOA)	0
Carry forward orthodontic activity (UOA)	0
Baseline contract value	£410,522.12

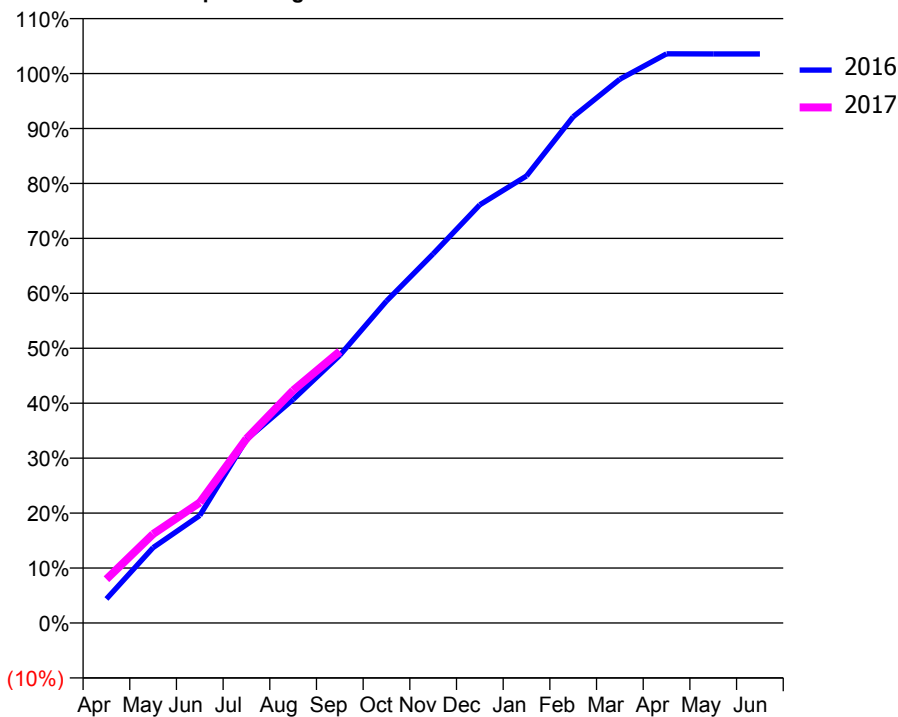
ACCESS*

Patients seen in 24 months	Total	Change since previous quarter
Quarter ending September 2015	6,369	
Quarter ending December 2015	6,388	→
Quarter ending March 2016	6,269	↓
Quarter ending June 2016	6,226	→
Quarter ending September 2016	6,246	→
Variance since September 2015	(1.9%)	↓



ACTIVITY

Cumulative percentage of contracted UDA delivered 2016 & 2017



Month	Adjusted Scheduled Activity (UDA)	
	2016	2017
April	736	1,337
May	2,304	2,720
June	3,284	3,681
July	5,610	5,635
August	6,832	7,107
September	8,179	8,300
October	9,838	
November	11,280	
December	12,778	
January	13,658	
February	15,469	
March	16,618	
April	17,390	
May	17,389	
June	17,386	

QUALITY

	Quantity	Base Number	Contract	AT	Region	England
% of FP17s for the same patient ID Re-attending within 3 months - Children	63	1,170	5.4%	11.8%	11.8%	12.4%
% of FP17s for the same patient ID Re-attending within 3 months - Adults	392	3,539	11.1%	17.2%	16.6%	16.7%
% of FP17s for the same patient ID Re-attending between 3 & 9 months - Children	652	1,170	55.7%	55.4%	60.2%	57.4%
% of FP17s for the same patient ID Re-attending between 3 & 9 months - Adults	2,132	3,539	60.2%	48.7%	52.0%	50.5%
% of FP17s for Band 1 Urgent Courses	293	4,316	6.8%	10.5%	9.4%	9.1%
% of FP17s Relating to Free Repair or Replacements	54	4,316	1.3%	0.6%	0.7%	0.8%
% of FP17s Relating to Continuations	27	4,316	0.6%	1.0%	1.2%	1.3%
% of Patients satisfied with the dentistry they have received	15	15	100.0%	94.3%	93.6%	93.2%
% of Patients satisfied with the time they had to wait for an appointment	10	15	66.7%	88.1%	89.1%	89.0%

* This is based on patients treated on this contract for their most recent course of treatment. Figures in italics indicate the base number of FP17s or Patient Questionnaire responses are less than 100. N/A is shown where the base number of responses is less than 10 during the period. % is calculated as Quantity/Base number*100

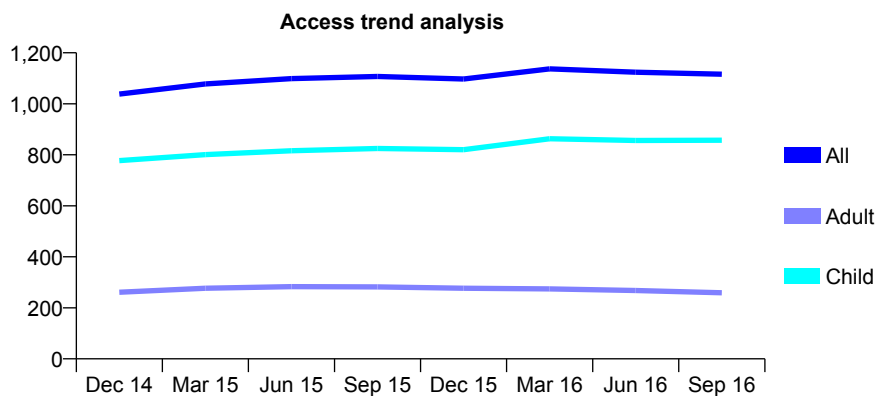
Q67 - Vital Signs At a Glance Contract Report for 345415/0001 - September 2016

Name or company name	MS CM MCSWINEY
Contract type name	GDS Contract
Purpose of contract	General
Contract start date	01/12/2009
Contract end date	

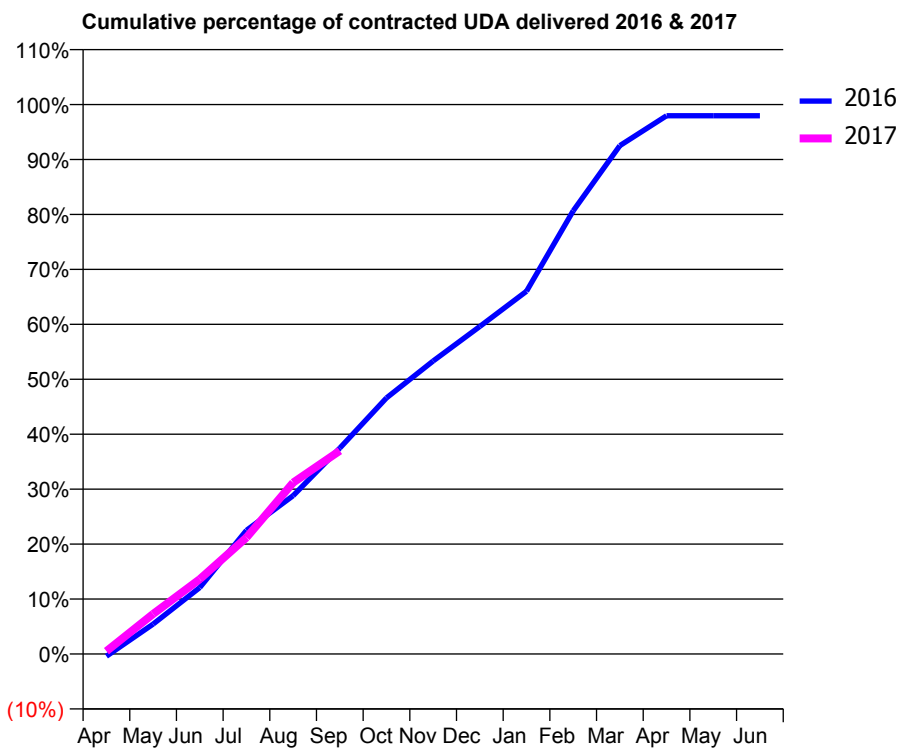
16/17 Contracted general activity (UDA)	2,945
Carry forward general activity (UDA)	61
16/17 Contracted orthodontic activity (UOA)	0
Carry forward orthodontic activity (UOA)	0
Baseline contract value	£81,849.93

ACCESS*

Patients seen in 24 months	Total	Change since previous quarter
Quarter ending September 2015	1,107	
Quarter ending December 2015	1,097	→
Quarter ending March 2016	1,137	↑
Quarter ending June 2016	1,124	↓
Quarter ending September 2016	1,116	→
Variance since September 2015	0.8%	→



ACTIVITY



Month	Adjusted Scheduled Activity (UDA)	
	2016	2017
April	-13	15
May	160	214
June	356	401
July	663	624
August	849	919
September	1,104	1,089
October	1,372	
November	1,570	
December	1,755	
January	1,944	
February	2,375	
March	2,725	
April	2,884	
May	2,884	
June	2,884	

QUALITY

	Quantity	Base Number	Contract	AT	Region	England
% of FP17s for the same patient ID Re-attending within 3 months - Children	63	647	9.7%	11.8%	11.8%	12.4%
% of FP17s for the same patient ID Re-attending within 3 months - Adults	33	148	22.3%	17.2%	16.6%	16.7%
% of FP17s for the same patient ID Re-attending between 3 & 9 months - Children	410	647	63.4%	55.4%	60.2%	57.4%
% of FP17s for the same patient ID Re-attending between 3 & 9 months - Adults	83	148	56.1%	48.7%	52.0%	50.5%
% of FP17s for Band 1 Urgent Courses	51	697	7.3%	10.5%	9.4%	9.1%
% of FP17s Relating to Free Repair or Replacements	1	697	0.1%	0.6%	0.7%	0.8%
% of FP17s Relating to Continuations	3	697	0.4%	1.0%	1.2%	1.3%
% of Patients satisfied with the dentistry they have received	2	2	N/A	94.3%	93.6%	93.2%
% of Patients satisfied with the time they had to wait for an appointment	2	2	N/A	88.1%	89.1%	89.0%

* This is based on patients treated on this contract for their most recent course of treatment. Figures in italics indicate the base number of FP17s or Patient Questionnaire responses are less than 100. N/A is shown where the base number of responses is less than 10 during the period. % is calculated as Quantity/Base number*100

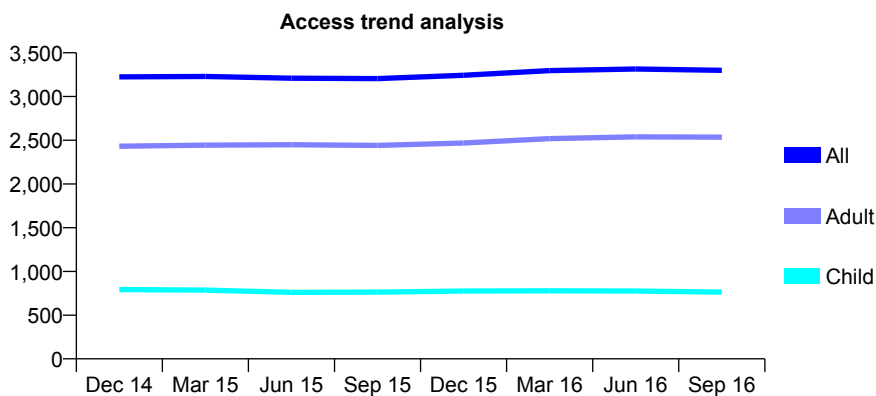
Q67 - Vital Signs At a Glance Contract Report for 353337/0002 - September 2016

Name or company name	MR DM BOWER
Contract type name	GDS Contract
Purpose of contract	General
Contract start date	01/06/2007
Contract end date	

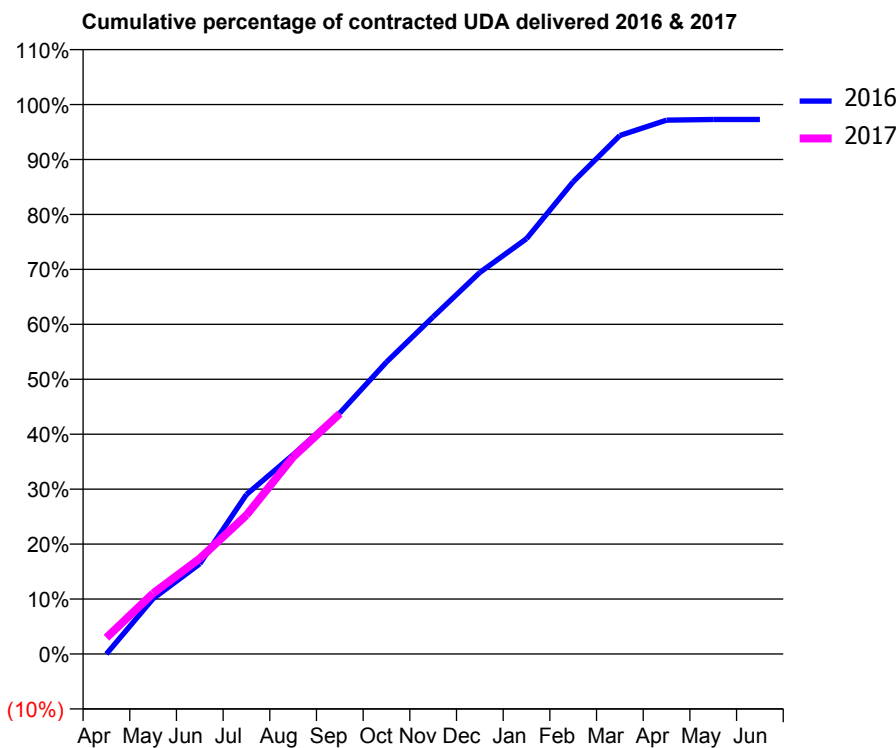
16/17 Contracted general activity (UDA)	9,600
Carry forward general activity (UDA)	261
16/17 Contracted orthodontic activity (UOA)	0
Carry forward orthodontic activity (UOA)	0
Baseline contract value	£243,858.43

ACCESS*

Patients seen in 24 months	Total	Change since previous quarter
Quarter ending September 2015	3,205	
Quarter ending December 2015	3,243	→
Quarter ending March 2016	3,297	→
Quarter ending June 2016	3,315	→
Quarter ending September 2016	3,299	→
Variance since September 2015	2.9%	↑



ACTIVITY



Month	Adjusted Scheduled Activity (UDA)	
	2016	2017
April	0	286
May	967	1,061
June	1,576	1,670
July	2,787	2,426
August	3,482	3,442
September	4,210	4,200
October	5,100	
November	5,891	
December	6,666	
January	7,255	
February	8,249	
March	9,058	
April	9,327	
May	9,339	
June	9,339	

QUALITY

	Quantity	Base Number	Contract	AT	Region	England
% of FP17s for the same patient ID Re-attending within 3 months - Children	37	650	5.7%	11.8%	11.8%	12.4%
% of FP17s for the same patient ID Re-attending within 3 months - Adults	296	2,142	13.8%	17.2%	16.6%	16.7%
% of FP17s for the same patient ID Re-attending between 3 & 9 months - Children	464	650	71.4%	55.4%	60.2%	57.4%
% of FP17s for the same patient ID Re-attending between 3 & 9 months - Adults	1,496	2,142	69.8%	48.7%	52.0%	50.5%
% of FP17s for Band 1 Urgent Courses	94	2,610	3.6%	10.5%	9.4%	9.1%
% of FP17s Relating to Free Repair or Replacements	44	2,610	1.7%	0.6%	0.7%	0.8%
% of FP17s Relating to Continuations	23	2,610	0.9%	1.0%	1.2%	1.3%
% of Patients satisfied with the dentistry they have received	2	2	N/A	94.3%	93.6%	93.2%
% of Patients satisfied with the time they had to wait for an appointment	2	2	N/A	88.1%	89.1%	89.0%

* This is based on patients treated on this contract for their most recent course of treatment. Figures in italics indicate the base number of FP17s or Patient Questionnaire responses are less than 100. N/A is shown where the base number of responses is less than 10 during the period. % is calculated as Quantity/Base number*100

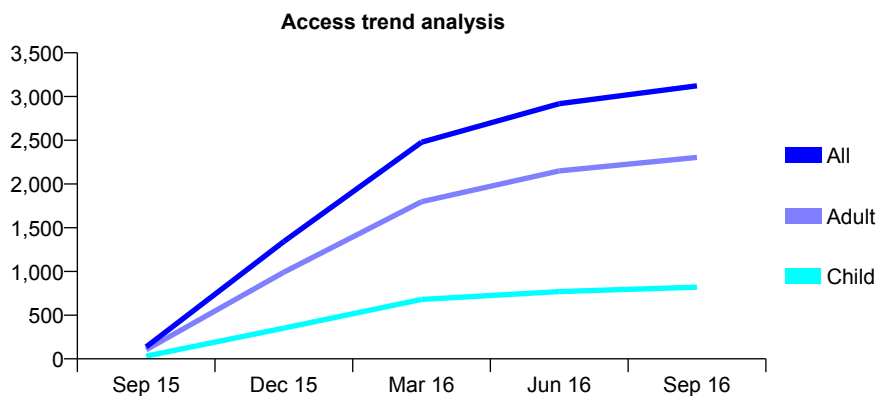
Q67 - Vital Signs At a Glance Contract Report for 357960/0001 - September 2016

Name or company name	MISS DE HAYES
Contract type name	GDS Contract
Purpose of contract	General
Contract start date	24/06/2015
Contract end date	

16/17 Contracted general activity (UDA)	10,000
Carry forward general activity (UDA)	131
16/17 Contracted orthodontic activity (UOA)	0
Carry forward orthodontic activity (UOA)	0
Baseline contract value	£244,503.95

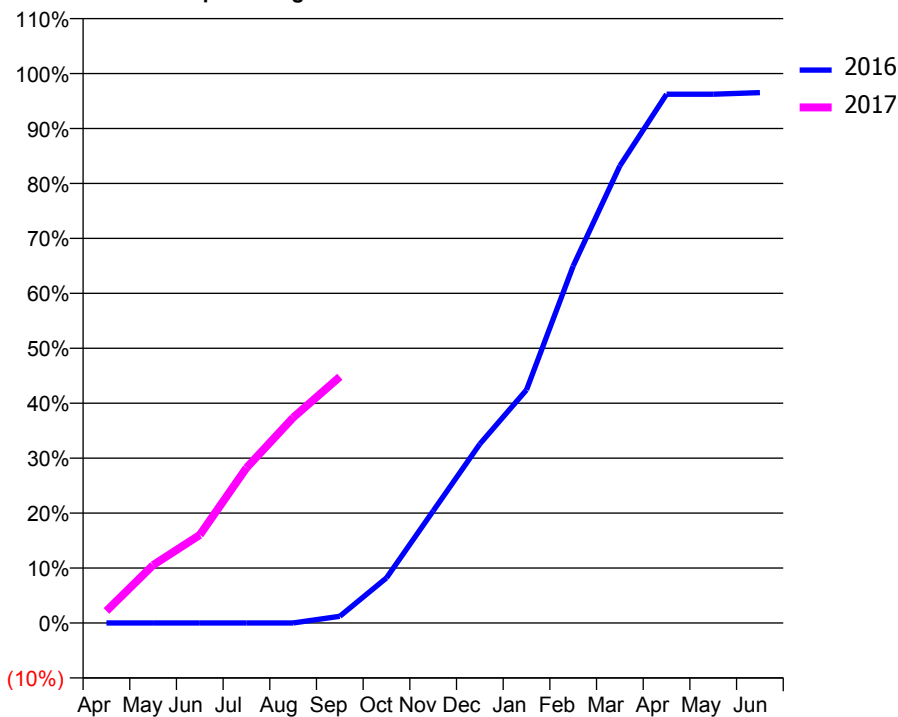
ACCESS*

Patients seen in 24 months	Total	Change since previous quarter
Quarter ending September 2015	136	
Quarter ending December 2015	1,342	↑
Quarter ending March 2016	2,478	↑
Quarter ending June 2016	2,918	↑
Quarter ending September 2016	3,123	↑
Variance since September 2015	2196.3%	↑



ACTIVITY

Cumulative percentage of contracted UDA delivered 2016 & 2017



Month	Adjusted Scheduled Activity (UDA)	
	2016	2017
April	0	219
May	0	1,055
June	0	1,602
July	0	2,823
August	0	3,738
September	91	4,480
October	615	
November	1,530	
December	2,443	
January	3,182	
February	4,873	
March	6,240	
April	7,217	
May	7,217	
June	7,239	

QUALITY

	Quantity	Base Number	Contract	AT	Region	England
% of FP17s for the same patient ID Re-attending within 3 months - Children	57	701	8.1%	11.8%	11.8%	12.4%
% of FP17s for the same patient ID Re-attending within 3 months - Adults	508	2,251	22.6%	17.2%	16.6%	16.7%
% of FP17s for the same patient ID Re-attending between 3 & 9 months - Children	389	701	55.5%	55.4%	60.2%	57.4%
% of FP17s for the same patient ID Re-attending between 3 & 9 months - Adults	1,115	2,251	49.5%	48.7%	52.0%	50.5%
% of FP17s for Band 1 Urgent Courses	362	2,511	14.4%	10.5%	9.4%	9.1%
% of FP17s Relating to Free Repair or Replacements	40	2,511	1.6%	0.6%	0.7%	0.8%
% of FP17s Relating to Continuations	42	2,511	1.7%	1.0%	1.2%	1.3%
% of Patients satisfied with the dentistry they have received	9	9	N/A	94.3%	93.6%	93.2%
% of Patients satisfied with the time they had to wait for an appointment	7	9	N/A	88.1%	89.1%	89.0%

* This is based on patients treated on this contract for their most recent course of treatment. Figures in italics indicate the base number of FP17s or Patient Questionnaire responses are less than 100. N/A is shown where the base number of responses is less than 10 during the period. % is calculated as Quantity/Base number*100

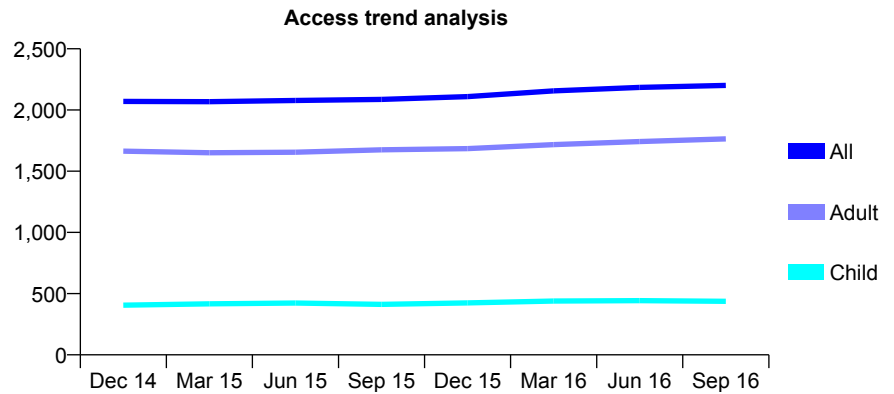
Q67 - Vital Signs At a Glance Contract Report for 358096/0001 - September 2016

Name or company name	MR AA TIKARE
Contract type name	GDS Contract
Purpose of contract	General
Contract start date	16/12/2006
Contract end date	

16/17 Contracted general activity (UDA)	4,413
Carry forward general activity (UDA)	-16
16/17 Contracted orthodontic activity (UOA)	0
Carry forward orthodontic activity (UOA)	0
Baseline contract value	£114,408.86

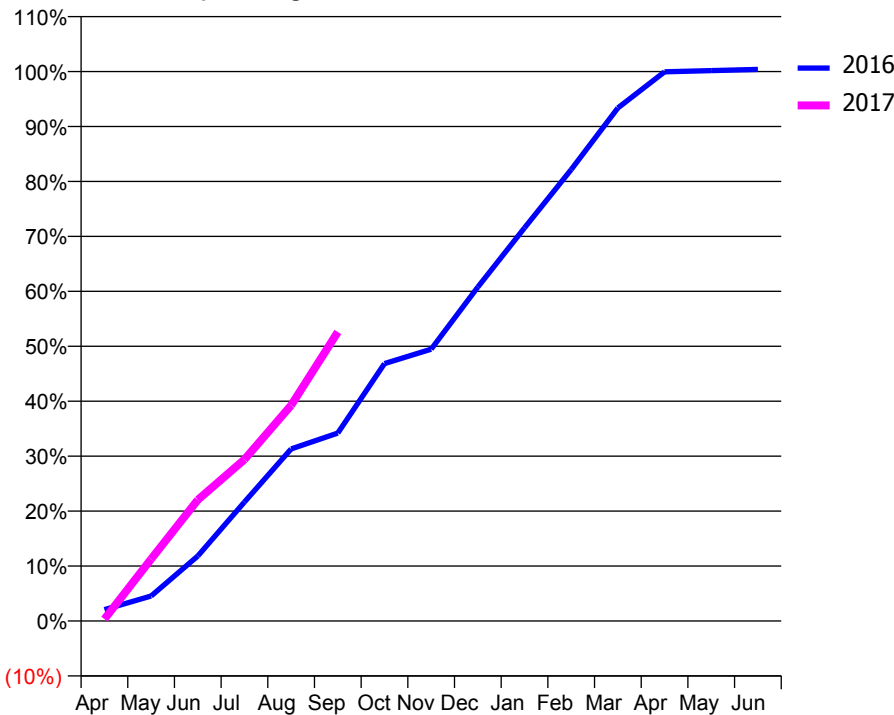
ACCESS*

Patients seen in 24 months	Total	Change since previous quarter
Quarter ending September 2015	2,087	
Quarter ending December 2015	2,109	→
Quarter ending March 2016	2,156	↑
Quarter ending June 2016	2,185	→
Quarter ending September 2016	2,201	→
Variance since September 2015	5.5%	↑



ACTIVITY

Cumulative percentage of contracted UDA delivered 2016 & 2017



Month	Adjusted Scheduled Activity (UDA)	
	2016	2017
April	92	16
May	200	497
June	522	973
July	955	1,297
August	1,382	1,733
September	1,509	2,322
October	2,067	
November	2,183	
December	2,682	
January	3,158	
February	3,625	
March	4,121	
April	4,411	
May	4,420	
June	4,429	

QUALITY

	Quantity	Base Number	Contract	AT	Region	England
% of FP17s for the same patient ID Re-attending within 3 months - Children	13	262	5.0%	11.8%	11.8%	12.4%
% of FP17s for the same patient ID Re-attending within 3 months - Adults	147	1,046	14.1%	17.2%	16.6%	16.7%
% of FP17s for the same patient ID Re-attending between 3 & 9 months - Children	81	262	30.9%	55.4%	60.2%	57.4%
% of FP17s for the same patient ID Re-attending between 3 & 9 months - Adults	344	1,046	32.9%	48.7%	52.0%	50.5%
% of FP17s for Band 1 Urgent Courses	88	1,007	8.7%	10.5%	9.4%	9.1%
% of FP17s Relating to Free Repair or Replacements	4	1,007	0.4%	0.6%	0.7%	0.8%
% of FP17s Relating to Continuations	18	1,007	1.8%	1.0%	1.2%	1.3%
% of Patients satisfied with the dentistry they have received	5	5	N/A	94.3%	93.6%	93.2%
% of Patients satisfied with the time they had to wait for an appointment	5	5	N/A	88.1%	89.1%	89.0%

* This is based on patients treated on this contract for their most recent course of treatment. Figures in italics indicate the base number of FP17s or Patient Questionnaire responses are less than 100. N/A is shown where the base number of responses is less than 10 during the period. % is calculated as Quantity/Base number*100

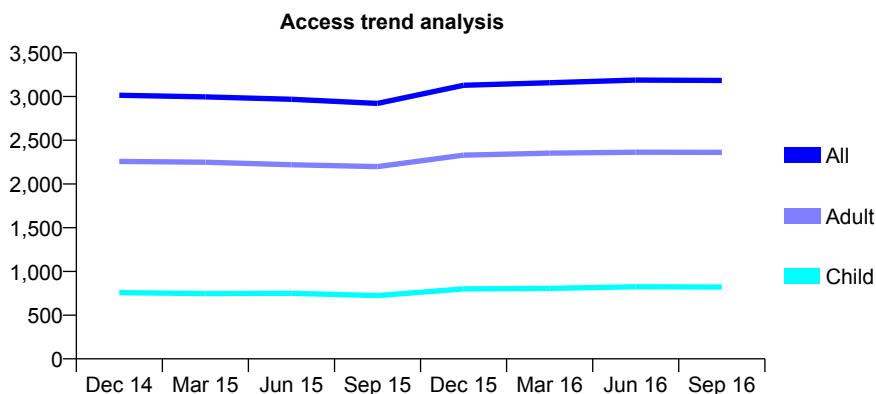
Q67 - Vital Signs At a Glance Contract Report for 358800/0001 - September 2016

Name or company name	MISS CA WOOD
Contract type name	GDS Contract
Purpose of contract	General
Contract start date	01/04/2006
Contract end date	

16/17 Contracted general activity (UDA)	6,969
Carry forward general activity (UDA)	-53
16/17 Contracted orthodontic activity (UOA)	0
Carry forward orthodontic activity (UOA)	0
Baseline contract value	£156,805.68

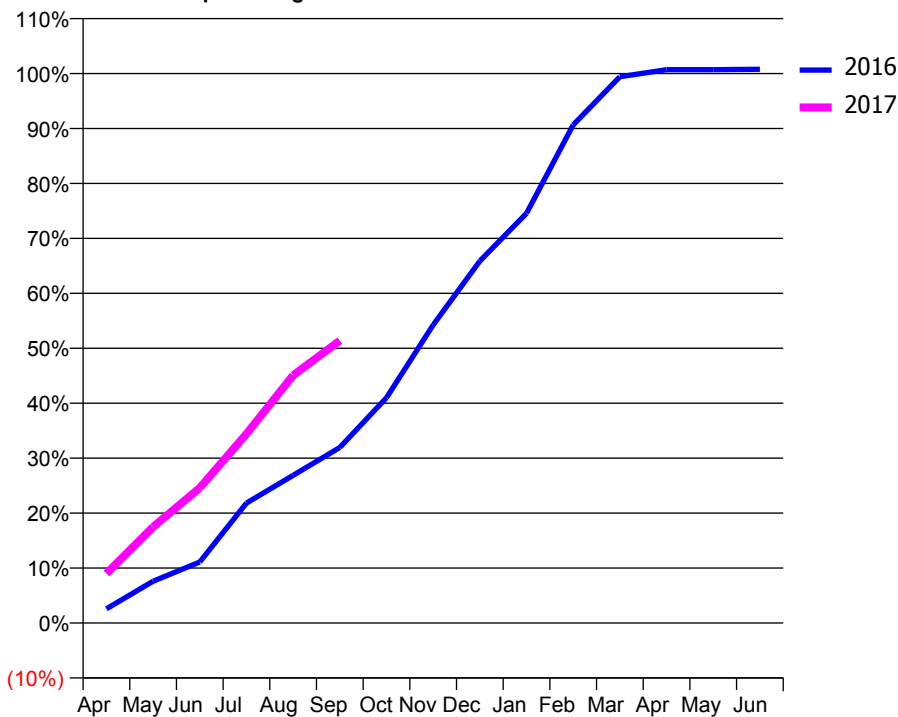
ACCESS*

Patients seen in 24 months	Total	Change since previous quarter
Quarter ending September 2015	2,922	
Quarter ending December 2015	3,129	↑
Quarter ending March 2016	3,158	→
Quarter ending June 2016	3,188	→
Quarter ending September 2016	3,183	→
Variance since September 2015	8.9%	↑



ACTIVITY

Cumulative percentage of contracted UDA delivered 2016 & 2017



Month	Adjusted Scheduled Activity (UDA)	
	2016	2017
April	179	628
May	530	1,218
June	774	1,715
July	1,522	2,399
August	1,874	3,142
September	2,226	3,582
October	2,857	
November	3,781	
December	4,591	
January	5,196	
February	6,318	
March	6,928	
April	7,018	
May	7,018	
June	7,022	

QUALITY

	Quantity	Base Number	Contract	AT	Region	England
% of FP17s for the same patient ID Re-attending within 3 months - Children	46	687	6.7%	11.8%	11.8%	12.4%
% of FP17s for the same patient ID Re-attending within 3 months - Adults	276	1,837	15.0%	17.2%	16.6%	16.7%
% of FP17s for the same patient ID Re-attending between 3 & 9 months - Children	501	687	72.9%	55.4%	60.2%	57.4%
% of FP17s for the same patient ID Re-attending between 3 & 9 months - Adults	1,156	1,837	62.9%	48.7%	52.0%	50.5%
% of FP17s for Band 1 Urgent Courses	38	1,912	2.0%	10.5%	9.4%	9.1%
% of FP17s Relating to Free Repair or Replacements	13	1,912	0.7%	0.6%	0.7%	0.8%
% of FP17s Relating to Continuations	21	1,912	1.1%	1.0%	1.2%	1.3%
% of Patients satisfied with the dentistry they have received	5	6	N/A	94.3%	93.6%	93.2%
% of Patients satisfied with the time they had to wait for an appointment	6	6	N/A	88.1%	89.1%	89.0%

* This is based on patients treated on this contract for their most recent course of treatment. Figures in italics indicate the base number of FP17s or Patient Questionnaire responses are less than 100. N/A is shown where the base number of responses is less than 10 during the period. % is calculated as Quantity/Base number*100

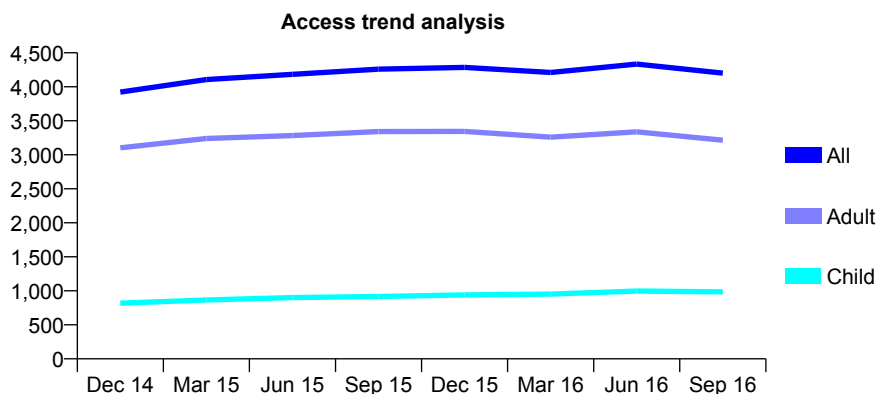
Q67 - Vital Signs At a Glance Contract Report for 360058/0004 - September 2016

Name or company name	MR VH PATEL
Contract type name	GDS Contract
Purpose of contract	General
Contract start date	15/12/2011
Contract end date	

16/17 Contracted general activity (UDA)	7,236
Carry forward general activity (UDA)	-15
16/17 Contracted orthodontic activity (UOA)	0
Carry forward orthodontic activity (UOA)	0
Baseline contract value	£178,867.27

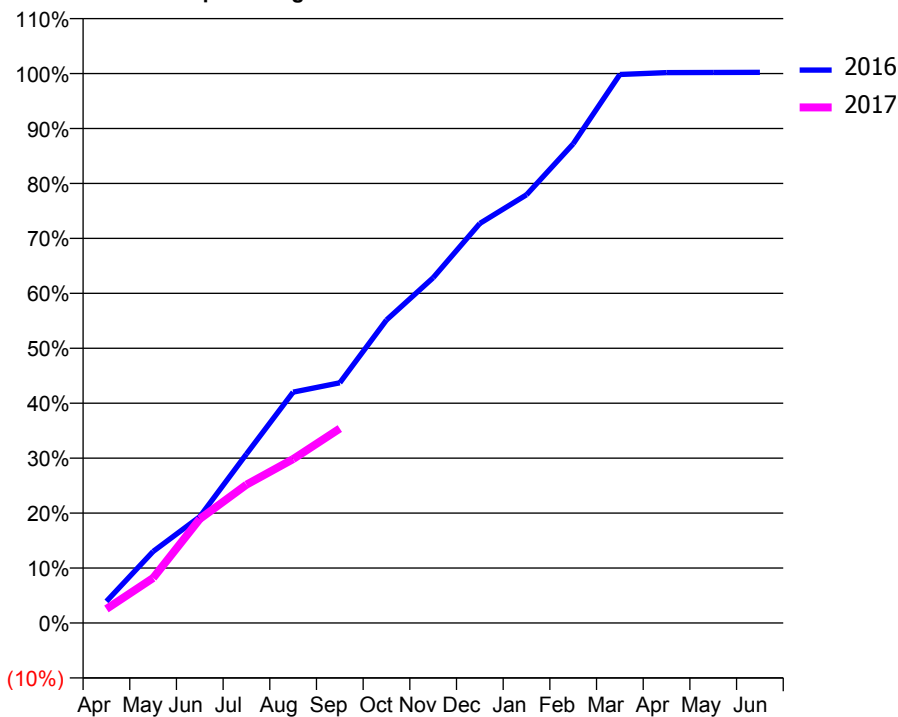
ACCESS*

Patients seen in 24 months	Total	Change since previous quarter
Quarter ending September 2015	4,259	
Quarter ending December 2015	4,286	→
Quarter ending March 2016	4,211	↓
Quarter ending June 2016	4,335	↑
Quarter ending September 2016	4,200	↓
Variance since September 2015	(1.4%)	↓



ACTIVITY

Cumulative percentage of contracted UDA delivered 2016 & 2017



Adjusted Scheduled Activity (UDA)

Month	2016	2017
April	286	186
May	943	592
June	1,401	1,371
July	2,225	1,821
August	3,040	2,160
September	3,163	2,560
October	3,990	
November	4,547	
December	5,262	
January	5,640	
February	6,311	
March	7,223	
April	7,248	
May	7,249	
June	7,251	

QUALITY

	Quantity	Base Number	Contract	AT	Region	England
% of FP17s for the same patient ID Re-attending within 3 months - Children	38	544	7.0%	11.8%	11.8%	12.4%
% of FP17s for the same patient ID Re-attending within 3 months - Adults	216	1,570	13.8%	17.2%	16.6%	16.7%
% of FP17s for the same patient ID Re-attending between 3 & 9 months - Children	151	544	27.8%	55.4%	60.2%	57.4%
% of FP17s for the same patient ID Re-attending between 3 & 9 months - Adults	355	1,570	22.6%	48.7%	52.0%	50.5%
% of FP17s for Band 1 Urgent Courses	126	1,399	9.0%	10.5%	9.4%	9.1%
% of FP17s Relating to Free Repair or Replacements	10	1,399	0.7%	0.6%	0.7%	0.8%
% of FP17s Relating to Continuations	10	1,399	0.7%	1.0%	1.2%	1.3%
% of Patients satisfied with the dentistry they have received	5	5	N/A	94.3%	93.6%	93.2%
% of Patients satisfied with the time they had to wait for an appointment	5	5	N/A	88.1%	89.1%	89.0%

* This is based on patients treated on this contract for their most recent course of treatment. Figures in italics indicate the base number of FP17s or Patient Questionnaire responses are less than 100. N/A is shown where the base number of responses is less than 10 during the period. % is calculated as Quantity/Base number*100

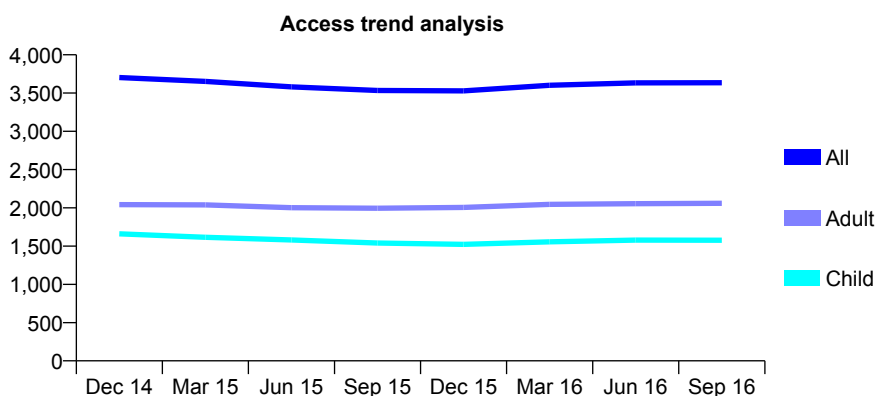
Q67 - Vital Signs At a Glance Contract Report for 565091/0003 - September 2016

Name or company name	MR CR HUNT
Contract type name	GDS Contract
Purpose of contract	General
Contract start date	01/04/2006
Contract end date	

16/17 Contracted general activity (UDA)	10,200
Carry forward general activity (UDA)	-28
16/17 Contracted orthodontic activity (UOA)	0
Carry forward orthodontic activity (UOA)	0
Baseline contract value	£250,627.97

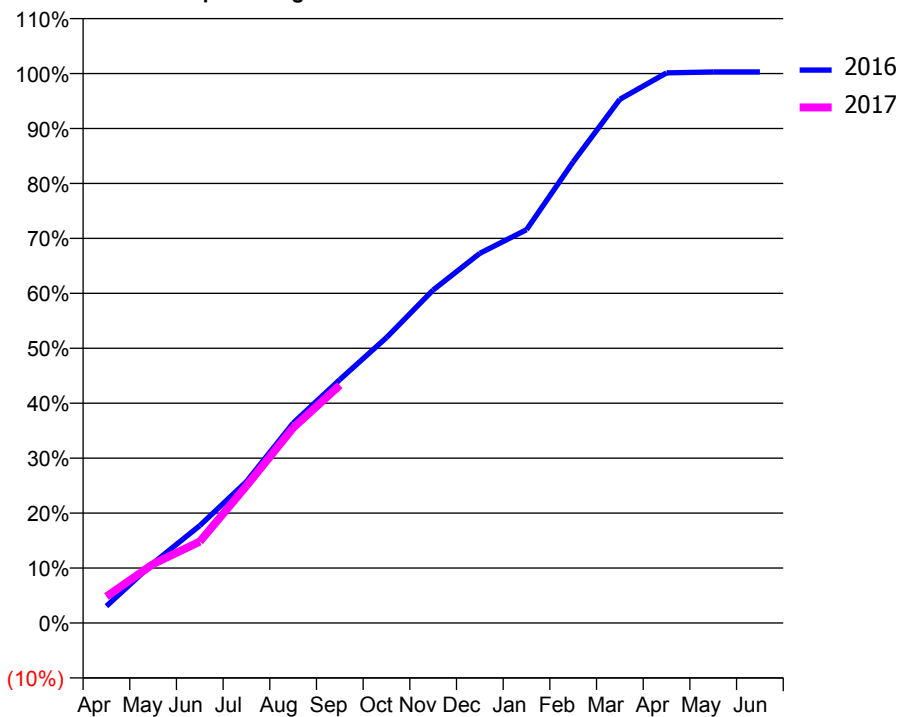
ACCESS*

Patients seen in 24 months	Total	Change since previous quarter
Quarter ending September 2015	3,533	
Quarter ending December 2015	3,529	→
Quarter ending March 2016	3,602	↑
Quarter ending June 2016	3,633	→
Quarter ending September 2016	3,635	→
Variance since September 2015	2.9%	↑



ACTIVITY

Cumulative percentage of contracted UDA delivered 2016 & 2017



Month	Adjusted Scheduled Activity (UDA)	
	2016	2017
April	313	491
May	1,109	1,095
June	1,808	1,512
July	2,624	2,545
August	3,713	3,623
September	4,518	4,413
October	5,299	
November	6,181	
December	6,863	
January	7,300	
February	8,561	
March	9,720	
April	10,211	
May	10,228	
June	10,228	

QUALITY

	Quantity	Base Number	Contract	AT	Region	England
% of FP17s for the same patient ID Re-attending within 3 months - Children	84	968	8.7%	11.8%	11.8%	12.4%
% of FP17s for the same patient ID Re-attending within 3 months - Adults	277	1,301	21.3%	17.2%	16.6%	16.7%
% of FP17s for the same patient ID Re-attending between 3 & 9 months - Children	384	968	39.7%	55.4%	60.2%	57.4%
% of FP17s for the same patient ID Re-attending between 3 & 9 months - Adults	526	1,301	40.4%	48.7%	52.0%	50.5%
% of FP17s for Band 1 Urgent Courses	337	2,038	16.5%	10.5%	9.4%	9.1%
% of FP17s Relating to Free Repair or Replacements	5	2,038	0.2%	0.6%	0.7%	0.8%
% of FP17s Relating to Continuations	7	2,038	0.3%	1.0%	1.2%	1.3%
% of Patients satisfied with the dentistry they have received	3	3	N/A	94.3%	93.6%	93.2%
% of Patients satisfied with the time they had to wait for an appointment	2	3	N/A	88.1%	89.1%	89.0%

* This is based on patients treated on this contract for their most recent course of treatment. Figures in italics indicate the base number of FP17s or Patient Questionnaire responses are less than 100. N/A is shown where the base number of responses is less than 10 during the period. % is calculated as Quantity/Base number*100

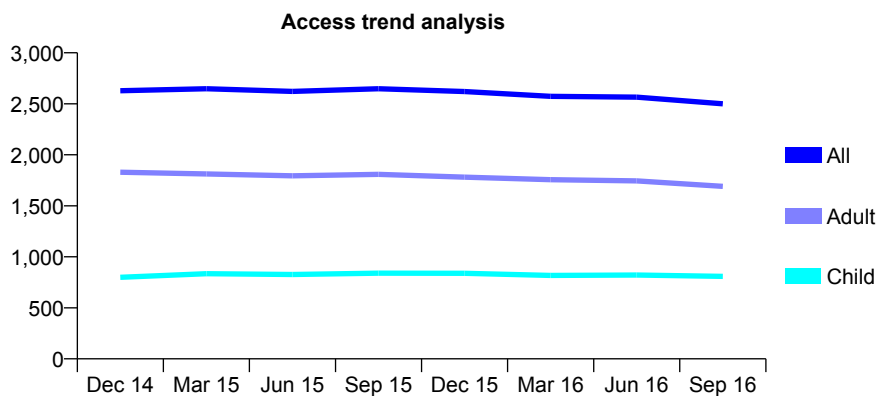
Q67 - Vital Signs At a Glance Contract Report for 570850/0001 - September 2016

Name or company name	MISS KM DHUTIA
Contract type name	GDS Contract
Purpose of contract	General
Contract start date	01/04/2006
Contract end date	

16/17 Contracted general activity (UDA)	9,091
Carry forward general activity (UDA)	-58
16/17 Contracted orthodontic activity (UOA)	0
Carry forward orthodontic activity (UOA)	0
Baseline contract value	£222,278.53

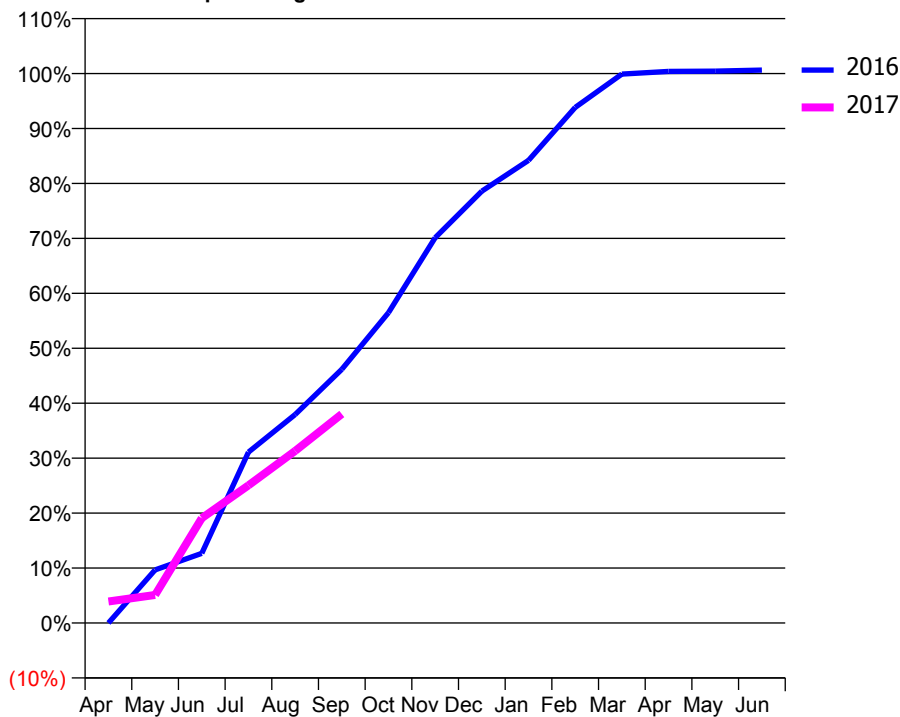
ACCESS*

Patients seen in 24 months	Total	Change since previous quarter
Quarter ending September 2015	2,648	
Quarter ending December 2015	2,620	↓
Quarter ending March 2016	2,573	↓
Quarter ending June 2016	2,566	→
Quarter ending September 2016	2,500	↓
Variance since September 2015	(5.6%)	↓



ACTIVITY

Cumulative percentage of contracted UDA delivered 2016 & 2017



Adjusted Scheduled Activity (UDA)

Month	2016	2017
April	0	357
May	879	465
June	1,152	1,735
July	2,827	2,278
August	3,449	2,848
September	4,196	3,457
October	5,135	
November	6,374	
December	7,144	
January	7,655	
February	8,530	
March	9,082	
April	9,126	
May	9,130	
June	9,149	

QUALITY

	Quantity	Base Number	Contract	AT	Region	England
% of FP17s for the same patient ID Re-attending within 3 months - Children	66	682	9.7%	11.8%	11.8%	12.4%
% of FP17s for the same patient ID Re-attending within 3 months - Adults	187	1,097	17.0%	17.2%	16.6%	16.7%
% of FP17s for the same patient ID Re-attending between 3 & 9 months - Children	400	682	58.7%	55.4%	60.2%	57.4%
% of FP17s for the same patient ID Re-attending between 3 & 9 months - Adults	607	1,097	55.3%	48.7%	52.0%	50.5%
% of FP17s for Band 1 Urgent Courses	201	1,737	11.6%	10.5%	9.4%	9.1%
% of FP17s Relating to Free Repair or Replacements	1	1,737	0.1%	0.6%	0.7%	0.8%
% of FP17s Relating to Continuations	5	1,737	0.3%	1.0%	1.2%	1.3%
% of Patients satisfied with the dentistry they have received	4	5	N/A	94.3%	93.6%	93.2%
% of Patients satisfied with the time they had to wait for an appointment	4	5	N/A	88.1%	89.1%	89.0%

* This is based on patients treated on this contract for their most recent course of treatment. Figures in italics indicate the base number of FP17s or Patient Questionnaire responses are less than 100. N/A is shown where the base number of responses is less than 10 during the period. % is calculated as Quantity/Base number*100

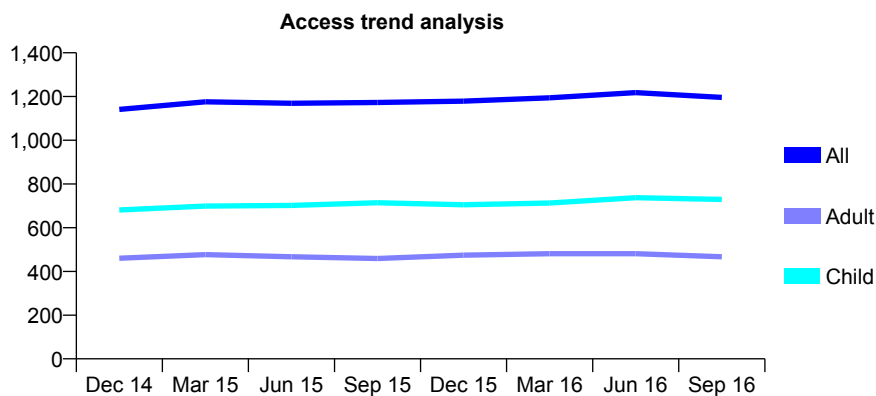
Q67 - Vital Signs At a Glance Contract Report for 571628/0001 - September 2016

Name or company name	MR DC SLANEY
Contract type name	GDS Contract
Purpose of contract	General
Contract start date	01/04/2006
Contract end date	

16/17 Contracted general activity (UDA)	3,013
Carry forward general activity (UDA)	1
16/17 Contracted orthodontic activity (UOA)	0
Carry forward orthodontic activity (UOA)	0
Baseline contract value	£73,669.04

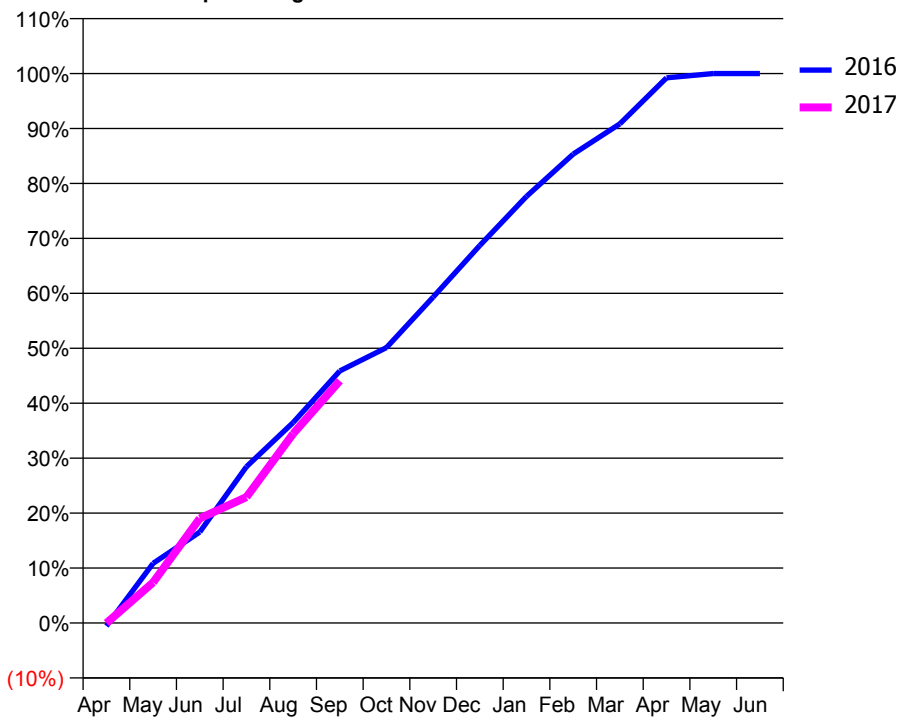
ACCESS*

Patients seen in 24 months	Total	Change since previous quarter
Quarter ending September 2015	1,173	
Quarter ending December 2015	1,179	→
Quarter ending March 2016	1,194	→
Quarter ending June 2016	1,218	↑
Quarter ending September 2016	1,196	↓
Variance since September 2015	2.0%	→



ACTIVITY

Cumulative percentage of contracted UDA delivered 2016 & 2017



Month	Adjusted Scheduled Activity (UDA)	
	2016	2017
April	-17	-1
May	327	223
June	499	573
July	857	691
August	1,100	1,038
September	1,382	1,328
October	1,510	
November	1,788	
December	2,070	
January	2,340	
February	2,571	
March	2,737	
April	2,989	
May	3,012	
June	3,012	

QUALITY

	Quantity	Base Number	Contract	AT	Region	England
% of FP17s for the same patient ID Re-attending within 3 months - Children	59	621	9.5%	11.8%	11.8%	12.4%
% of FP17s for the same patient ID Re-attending within 3 months - Adults	30	248	12.1%	17.2%	16.6%	16.7%
% of FP17s for the same patient ID Re-attending between 3 & 9 months - Children	358	621	57.6%	55.4%	60.2%	57.4%
% of FP17s for the same patient ID Re-attending between 3 & 9 months - Adults	119	248	48.0%	48.7%	52.0%	50.5%
% of FP17s for Band 1 Urgent Courses	32	755	4.2%	10.5%	9.4%	9.1%
% of FP17s Relating to Free Repair or Replacements	0	755	0.0%	0.6%	0.7%	0.8%
% of FP17s Relating to Continuations	4	755	0.5%	1.0%	1.2%	1.3%
% of Patients satisfied with the dentistry they have received	0	0	N/A	94.3%	93.6%	93.2%
% of Patients satisfied with the time they had to wait for an appointment	0	0	N/A	88.1%	89.1%	89.0%

* This is based on patients treated on this contract for their most recent course of treatment. Figures in italics indicate the base number of FP17s or Patient Questionnaire responses are less than 100. N/A is shown where the base number of responses is less than 10 during the period. % is calculated as Quantity/Base number*100

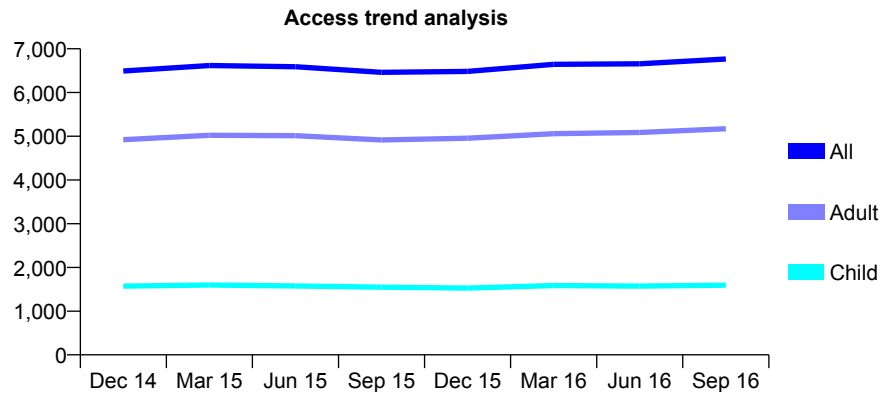
Q67 - Vital Signs At a Glance Contract Report for 572373/0001 - September 2016

Name or company name	Park Road Dental Practice
Contract type name	GDS Contract
Purpose of contract	General
Contract start date	01/04/2006
Contract end date	

16/17 Contracted general activity (UDA)	22,671
Carry forward general activity (UDA)	897
16/17 Contracted orthodontic activity (UOA)	0
Carry forward orthodontic activity (UOA)	0
Baseline contract value	£529,332.81

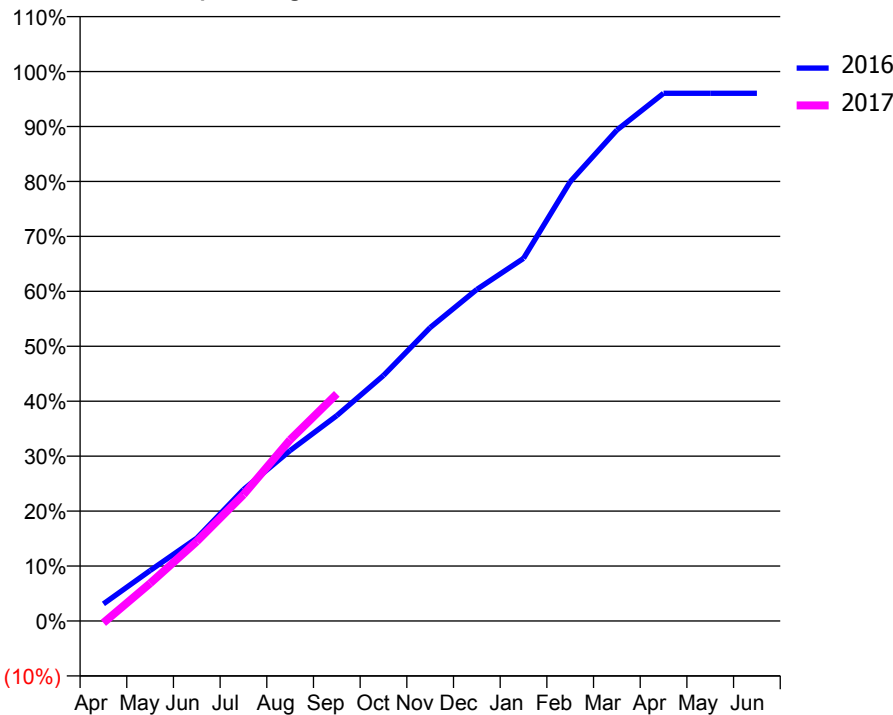
ACCESS*

Patients seen in 24 months	Total	Change since previous quarter
Quarter ending September 2015	6,463	
Quarter ending December 2015	6,482	→
Quarter ending March 2016	6,644	↑
Quarter ending June 2016	6,656	→
Quarter ending September 2016	6,767	→
Variance since September 2015	4.7%	↑



ACTIVITY

Cumulative percentage of contracted UDA delivered 2016 & 2017



Month	Adjusted Scheduled Activity (UDA)	
	2016	2017
April	709	-78
May	2,081	1,554
June	3,418	3,284
July	5,423	5,214
August	7,032	7,481
September	8,476	9,370
October	10,134	
November	12,104	
December	13,681	
January	14,960	
February	18,122	
March	20,252	
April	21,772	
May	21,772	
June	21,774	

QUALITY

	Quantity	Base Number	Contract	AT	Region	England
% of FP17s for the same patient ID Re-attending within 3 months - Children	59	1,310	4.5%	11.8%	11.8%	12.4%
% of FP17s for the same patient ID Re-attending within 3 months - Adults	445	4,204	10.6%	17.2%	16.6%	16.7%
% of FP17s for the same patient ID Re-attending between 3 & 9 months - Children	925	1,310	70.6%	55.4%	60.2%	57.4%
% of FP17s for the same patient ID Re-attending between 3 & 9 months - Adults	3,010	4,204	71.6%	48.7%	52.0%	50.5%
% of FP17s for Band 1 Urgent Courses	194	4,928	3.9%	10.5%	9.4%	9.1%
% of FP17s Relating to Free Repair or Replacements	26	4,928	0.5%	0.6%	0.7%	0.8%
% of FP17s Relating to Continuations	27	4,928	0.5%	1.0%	1.2%	1.3%
% of Patients satisfied with the dentistry they have received	11	13	84.6%	94.3%	93.6%	93.2%
% of Patients satisfied with the time they had to wait for an appointment	13	13	100.0%	88.1%	89.1%	89.0%

* This is based on patients treated on this contract for their most recent course of treatment. Figures in italics indicate the base number of FP17s or Patient Questionnaire responses are less than 100. N/A is shown where the base number of responses is less than 10 during the period. % is calculated as Quantity/Base number*100

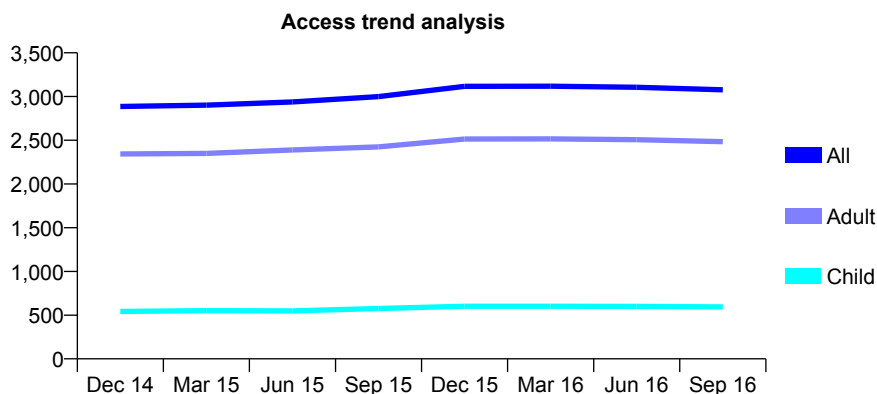
Q67 - Vital Signs At a Glance Contract Report for 573787/0001 - September 2016

Name or company name	MISS DM DALY
Contract type name	GDS Contract
Purpose of contract	General
Contract start date	01/04/2006
Contract end date	

16/17 Contracted general activity (UDA)	7,808
Carry forward general activity (UDA)	7
16/17 Contracted orthodontic activity (UOA)	0
Carry forward orthodontic activity (UOA)	0
Baseline contract value	£190,908.69

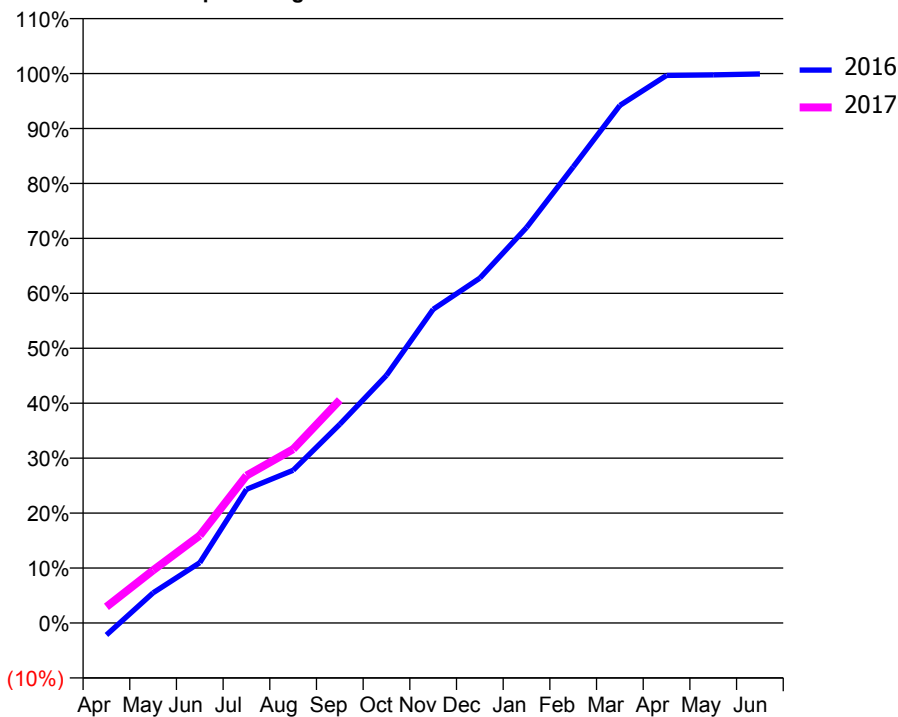
ACCESS*

Patients seen in 24 months	Total	Change since previous quarter
Quarter ending September 2015	2,999	
Quarter ending December 2015	3,116	↑
Quarter ending March 2016	3,118	→
Quarter ending June 2016	3,106	→
Quarter ending September 2016	3,077	→
Variance since September 2015	2.6%	↑



ACTIVITY

Cumulative percentage of contracted UDA delivered 2016 & 2017



Month	Adjusted Scheduled Activity (UDA)	
	2016	2017
April	-171	230
May	429	749
June	857	1,245
July	1,900	2,094
August	2,171	2,470
September	2,825	3,168
October	3,520	
November	4,457	
December	4,900	
January	5,618	
February	6,482	
March	7,354	
April	7,780	
May	7,788	
June	7,801	

QUALITY

	Quantity	Base Number	Contract	AT	Region	England
% of FP17s for the same patient ID Re-attending within 3 months - Children	7	367	1.9%	11.8%	11.8%	12.4%
% of FP17s for the same patient ID Re-attending within 3 months - Adults	164	1,418	11.6%	17.2%	16.6%	16.7%
% of FP17s for the same patient ID Re-attending between 3 & 9 months - Children	227	367	61.9%	55.4%	60.2%	57.4%
% of FP17s for the same patient ID Re-attending between 3 & 9 months - Adults	624	1,418	44.0%	48.7%	52.0%	50.5%
% of FP17s for Band 1 Urgent Courses	63	1,572	4.0%	10.5%	9.4%	9.1%
% of FP17s Relating to Free Repair or Replacements	13	1,572	0.8%	0.6%	0.7%	0.8%
% of FP17s Relating to Continuations	22	1,572	1.4%	1.0%	1.2%	1.3%
% of Patients satisfied with the dentistry they have received	3	3	N/A	94.3%	93.6%	93.2%
% of Patients satisfied with the time they had to wait for an appointment	3	3	N/A	88.1%	89.1%	89.0%

* This is based on patients treated on this contract for their most recent course of treatment. Figures in italics indicate the base number of FP17s or Patient Questionnaire responses are less than 100. N/A is shown where the base number of responses is less than 10 during the period. % is calculated as Quantity/Base number*100

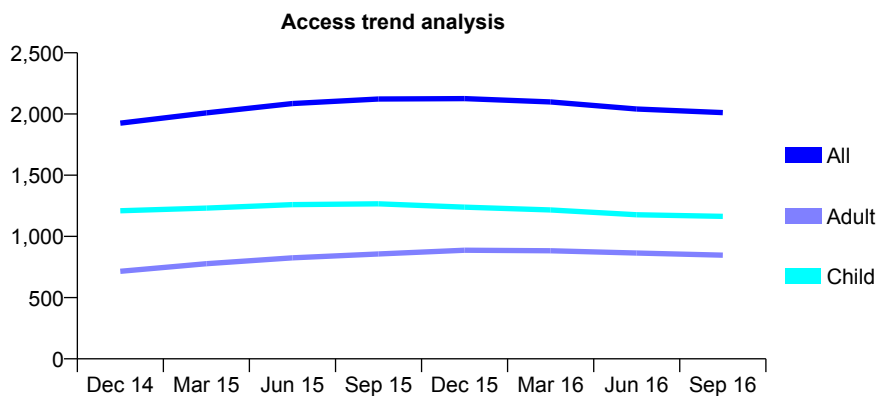
Q67 - Vital Signs At a Glance Contract Report for 574376/0001 - September 2016

Name or company name	MR EM CAMPBELL
Contract type name	GDS Contract
Purpose of contract	General
Contract start date	01/12/2013
Contract end date	

16/17 Contracted general activity (UDA)	4,400
Carry forward general activity (UDA)	-26
16/17 Contracted orthodontic activity (UOA)	0
Carry forward orthodontic activity (UOA)	0
Baseline contract value	£105,779.39

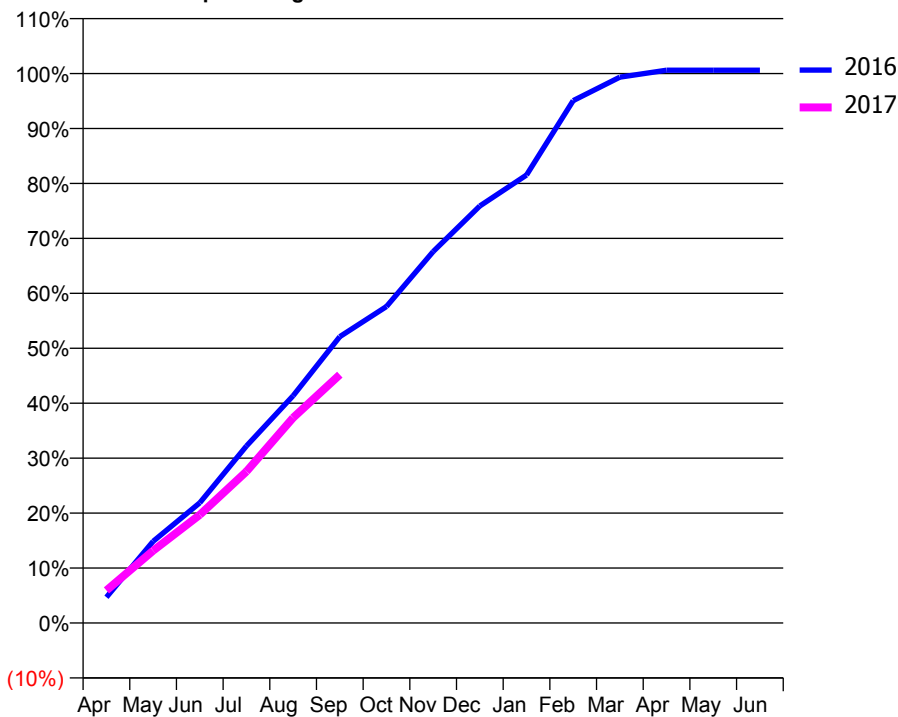
ACCESS*

Patients seen in 24 months	Total	Change since previous quarter
Quarter ending September 2015	2,123	
Quarter ending December 2015	2,126	→
Quarter ending March 2016	2,099	↓
Quarter ending June 2016	2,041	↓
Quarter ending September 2016	2,011	↓
Variance since September 2015	(5.3%)	↓



ACTIVITY

Cumulative percentage of contracted UDA delivered 2016 & 2017



Month	Adjusted Scheduled Activity (UDA)	
	2016	2017
April	207	261
May	654	579
June	963	866
July	1,418	1,214
August	1,820	1,644
September	2,293	1,989
October	2,534	
November	2,974	
December	3,339	
January	3,587	
February	4,183	
March	4,371	
April	4,426	
May	4,426	
June	4,426	

QUALITY

	Quantity	Base Number	Contract	AT	Region	England
% of FP17s for the same patient ID Re-attending within 3 months - Children	48	885	5.4%	11.8%	11.8%	12.4%
% of FP17s for the same patient ID Re-attending within 3 months - Adults	67	559	12.0%	17.2%	16.6%	16.7%
% of FP17s for the same patient ID Re-attending between 3 & 9 months - Children	553	885	62.5%	55.4%	60.2%	57.4%
% of FP17s for the same patient ID Re-attending between 3 & 9 months - Adults	314	559	56.2%	48.7%	52.0%	50.5%
% of FP17s for Band 1 Urgent Courses	1	1,401	0.1%	10.5%	9.4%	9.1%
% of FP17s Relating to Free Repair or Replacements	0	1,401	0.0%	0.6%	0.7%	0.8%
% of FP17s Relating to Continuations	6	1,401	0.4%	1.0%	1.2%	1.3%
% of Patients satisfied with the dentistry they have received	2	2	N/A	94.3%	93.6%	93.2%
% of Patients satisfied with the time they had to wait for an appointment	2	2	N/A	88.1%	89.1%	89.0%

* This is based on patients treated on this contract for their most recent course of treatment. Figures in italics indicate the base number of FP17s or Patient Questionnaire responses are less than 100. N/A is shown where the base number of responses is less than 10 during the period. % is calculated as Quantity/Base number*100

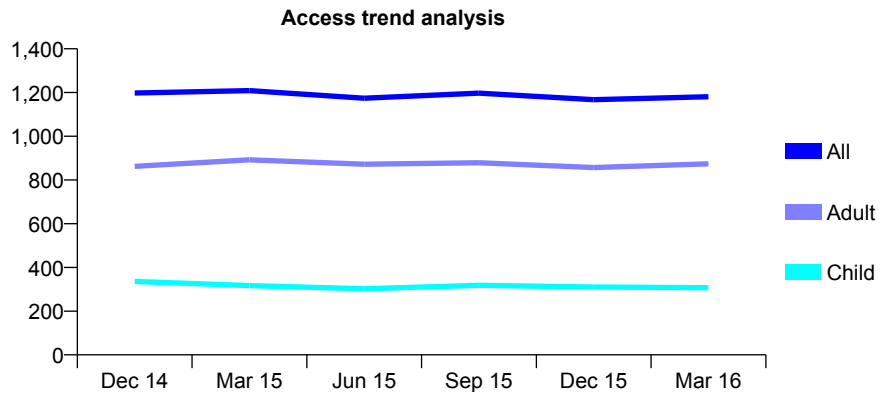
Q67 - Vital Signs At a Glance Contract Report for 613584/0001 - September 2016

Name or company name	MR M MITIC
Contract type name	GDS Contract
Purpose of contract	General
Contract start date	04/10/2007
Contract end date	

16/17 Contracted general activity (UDA)	6,000
Carry forward general activity (UDA)	-17
16/17 Contracted orthodontic activity (UOA)	0
Carry forward orthodontic activity (UOA)	0
Baseline contract value	£144,225.67

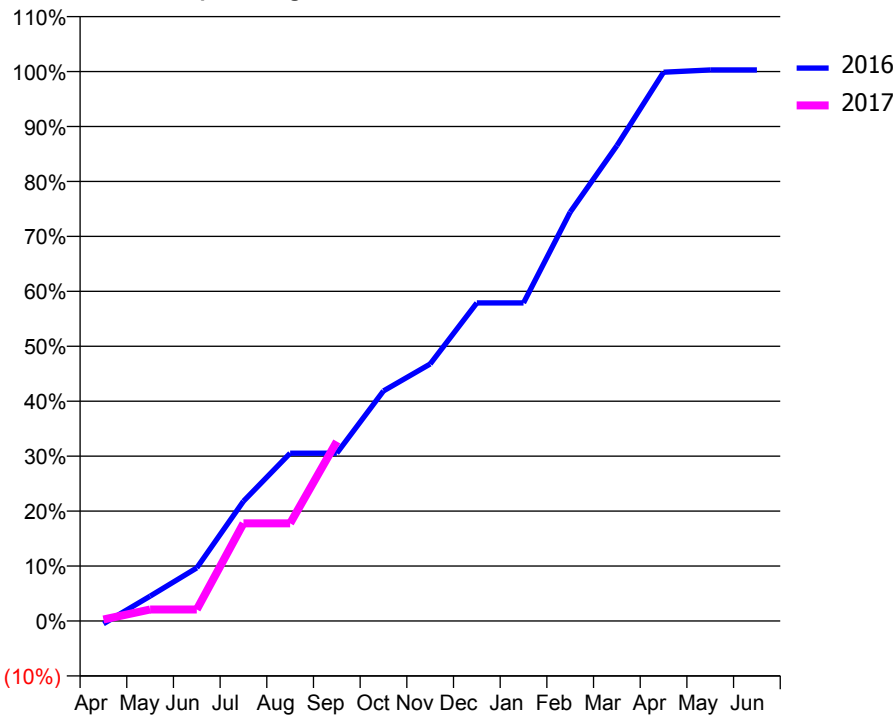
ACCESS*

Patients seen in 24 months	Total	Change since previous quarter
Quarter ending September 2015	1,197	
Quarter ending December 2015	1,167	↓
Quarter ending March 2016	1,181	→
Quarter ending June 2016	0	
Quarter ending September 2016	0	
Variance since September 2015	N/A	



ACTIVITY

Cumulative percentage of contracted UDA delivered 2016 & 2017



Month	Adjusted Scheduled Activity (UDA)	
	2016	2017
April	-31	17
May	272	126
June	580	126
July	1,308	1,067
August	1,833	1,067
September	1,833	1,961
October	2,512	
November	2,806	
December	3,474	
January	3,474	
February	4,465	
March	5,189	
April	5,993	
May	6,017	
June	6,017	

QUALITY

	Quantity	Base Number	Contract	AT	Region	England
% of FP17s for the same patient ID Re-attending within 3 months - Children	7	200	3.5%	11.8%	11.8%	12.4%
% of FP17s for the same patient ID Re-attending within 3 months - Adults	53	551	9.6%	17.2%	16.6%	16.7%
% of FP17s for the same patient ID Re-attending between 3 & 9 months - Children	123	200	61.5%	55.4%	60.2%	57.4%
% of FP17s for the same patient ID Re-attending between 3 & 9 months - Adults	263	551	47.7%	48.7%	52.0%	50.5%
% of FP17s for Band 1 Urgent Courses	9	612	1.5%	10.5%	9.4%	9.1%
% of FP17s Relating to Free Repair or Replacements	0	612	0.0%	0.6%	0.7%	0.8%
% of FP17s Relating to Continuations	0	612	0.0%	1.0%	1.2%	1.3%
% of Patients satisfied with the dentistry they have received	0	0	N/A	94.3%	93.6%	93.2%
% of Patients satisfied with the time they had to wait for an appointment	0	0	N/A	88.1%	89.1%	89.0%

* This is based on patients treated on this contract for their most recent course of treatment. Figures in italics indicate the base number of FP17s or Patient Questionnaire responses are less than 100. N/A is shown where the base number of responses is less than 10 during the period. % is calculated as Quantity/Base number*100

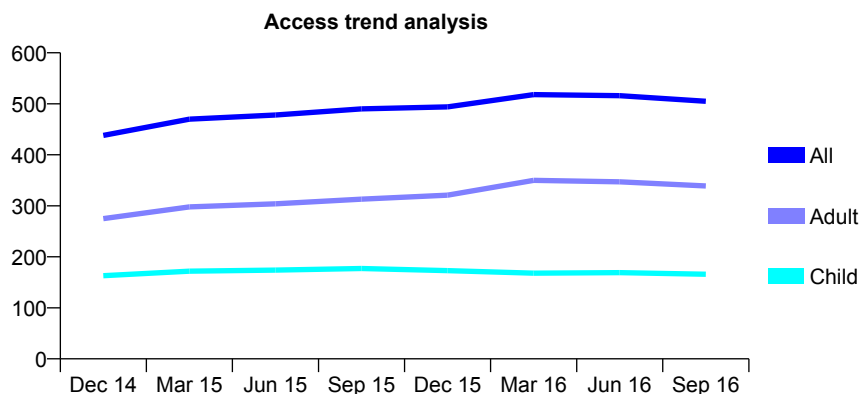
Q67 - Vital Signs At a Glance Contract Report for 629871/0003 - September 2016

Name or company name	MR CM BROWNE
Contract type name	GDS Contract
Purpose of contract	General
Contract start date	01/09/2013
Contract end date	

16/17 Contracted general activity (UDA)	1,765
Carry forward general activity (UDA)	-35
16/17 Contracted orthodontic activity (UOA)	0
Carry forward orthodontic activity (UOA)	0
Baseline contract value	£49,843.10

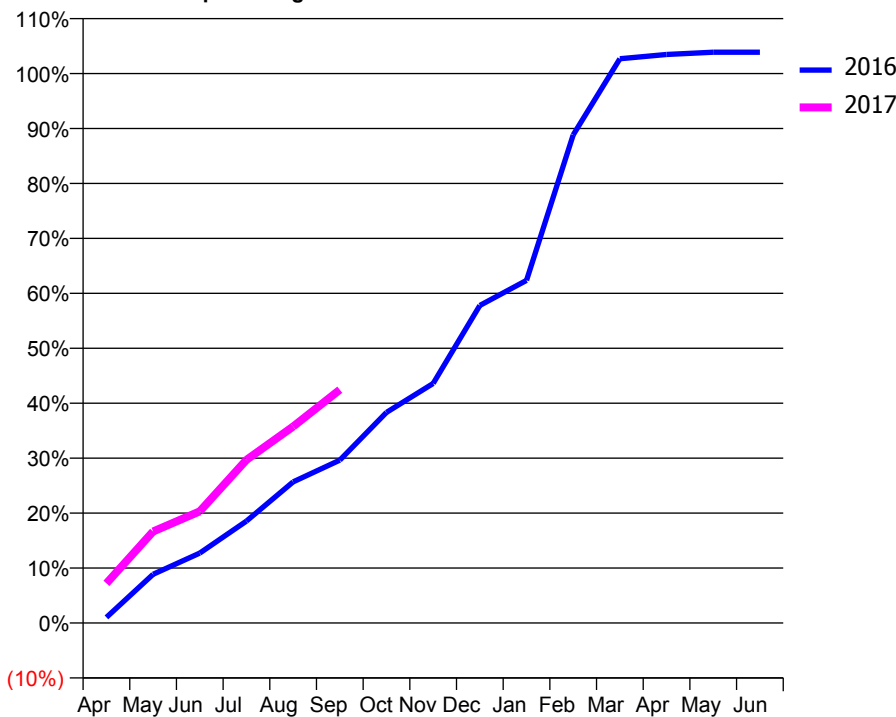
ACCESS*

Patients seen in 24 months	Total	Change since previous quarter
Quarter ending September 2015	490	
Quarter ending December 2015	494	→
Quarter ending March 2016	518	↑
Quarter ending June 2016	516	→
Quarter ending September 2016	505	↓
Variance since September 2015	3.1%	↑



ACTIVITY

Cumulative percentage of contracted UDA delivered 2016 & 2017



Month	Adjusted Scheduled Activity (UDA)	
	2016	2017
April	18	128
May	157	294
June	225	359
July	328	524
August	453	631
September	523	749
October	676	
November	770	
December	1,020	
January	1,100	
February	1,568	
March	1,812	
April	1,826	
May	1,833	
June	1,833	

QUALITY

	Quantity	Base Number	Contract	AT	Region	England
% of FP17s for the same patient ID Re-attending within 3 months - Children	11	152	7.2%	11.8%	11.8%	12.4%
% of FP17s for the same patient ID Re-attending within 3 months - Adults	21	199	10.6%	17.2%	16.6%	16.7%
% of FP17s for the same patient ID Re-attending between 3 & 9 months - Children	111	152	73.0%	55.4%	60.2%	57.4%
% of FP17s for the same patient ID Re-attending between 3 & 9 months - Adults	142	199	71.4%	48.7%	52.0%	50.5%
% of FP17s for Band 1 Urgent Courses	17	345	4.9%	10.5%	9.4%	9.1%
% of FP17s Relating to Free Repair or Replacements	6	345	1.7%	0.6%	0.7%	0.8%
% of FP17s Relating to Continuations	0	345	0.0%	1.0%	1.2%	1.3%
% of Patients satisfied with the dentistry they have received	3	3	N/A	94.3%	93.6%	93.2%
% of Patients satisfied with the time they had to wait for an appointment	3	3	N/A	88.1%	89.1%	89.0%

* This is based on patients treated on this contract for their most recent course of treatment. Figures in italics indicate the base number of FP17s or Patient Questionnaire responses are less than 100. N/A is shown where the base number of responses is less than 10 during the period. % is calculated as Quantity/Base number*100

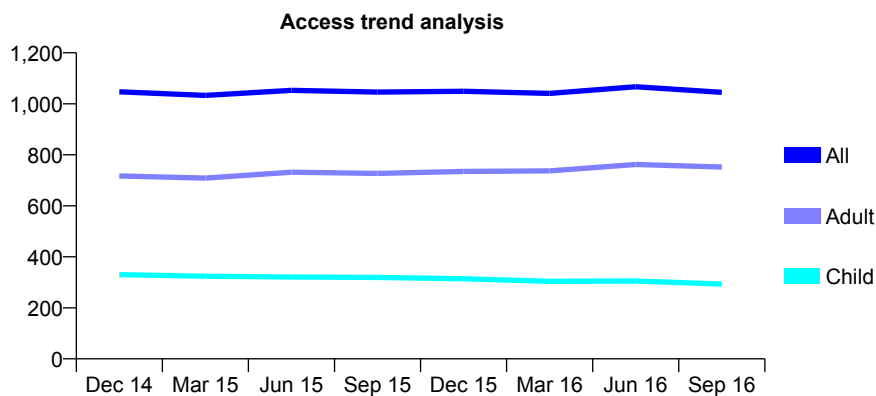
Q67 - Vital Signs At a Glance Contract Report for 630047/0001 - September 2016

Name or company name	MISS JH FORRYAN
Contract type name	GDS Contract
Purpose of contract	General
Contract start date	01/04/2006
Contract end date	

16/17 Contracted general activity (UDA)	2,376
Carry forward general activity (UDA)	-10
16/17 Contracted orthodontic activity (UOA)	0
Carry forward orthodontic activity (UOA)	0
Baseline contract value	£52,808.20

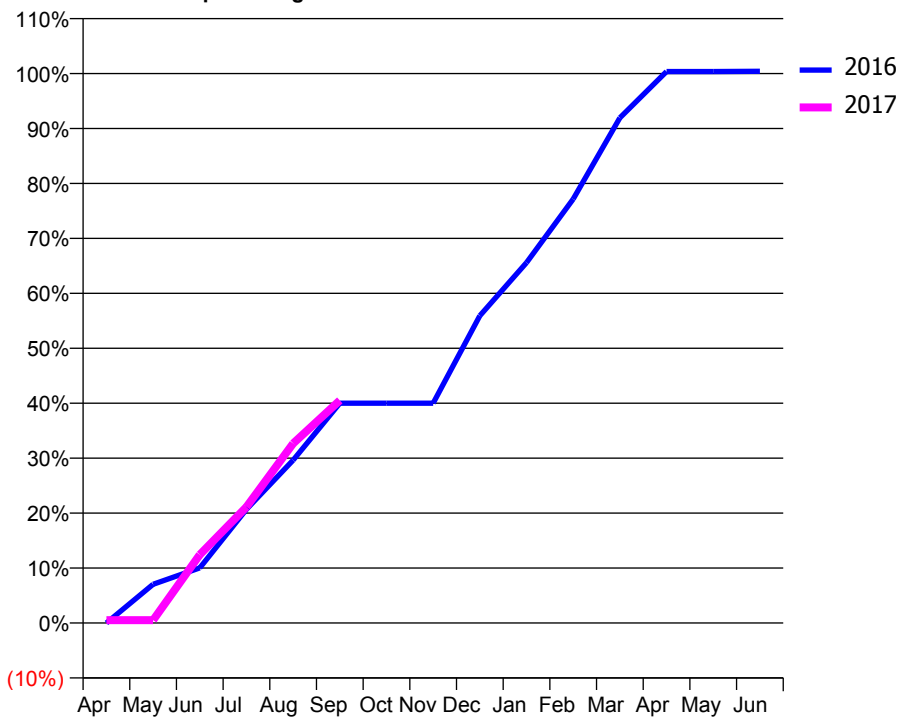
ACCESS*

Patients seen in 24 months	Total	Change since previous quarter
Quarter ending September 2015	1,046	
Quarter ending December 2015	1,049	→
Quarter ending March 2016	1,041	→
Quarter ending June 2016	1,067	↑
Quarter ending September 2016	1,045	↓
Variance since September 2015	(0.1%)	→



ACTIVITY

Cumulative percentage of contracted UDA delivered 2016 & 2017



Month	Adjusted Scheduled Activity (UDA)	
	2016	2017
April	-0	12
May	168	12
June	238	296
July	491	502
August	704	777
September	950	963
October	950	
November	950	
December	1,329	
January	1,558	
February	1,833	
March	2,184	
April	2,385	
May	2,385	
June	2,386	

QUALITY

	Quantity	Base Number	Contract	AT	Region	England
% of FP17s for the same patient ID Re-attending within 3 months - Children	9	219	4.1%	11.8%	11.8%	12.4%
% of FP17s for the same patient ID Re-attending within 3 months - Adults	38	366	10.4%	17.2%	16.6%	16.7%
% of FP17s for the same patient ID Re-attending between 3 & 9 months - Children	126	219	57.5%	55.4%	60.2%	57.4%
% of FP17s for the same patient ID Re-attending between 3 & 9 months - Adults	126	366	34.4%	48.7%	52.0%	50.5%
% of FP17s for Band 1 Urgent Courses	33	495	6.7%	10.5%	9.4%	9.1%
% of FP17s Relating to Free Repair or Replacements	0	495	0.0%	0.6%	0.7%	0.8%
% of FP17s Relating to Continuations	2	495	0.4%	1.0%	1.2%	1.3%
% of Patients satisfied with the dentistry they have received	2	2	N/A	94.3%	93.6%	93.2%
% of Patients satisfied with the time they had to wait for an appointment	2	2	N/A	88.1%	89.1%	89.0%

* This is based on patients treated on this contract for their most recent course of treatment. Figures in italics indicate the base number of FP17s or Patient Questionnaire responses are less than 100. N/A is shown where the base number of responses is less than 10 during the period. % is calculated as Quantity/Base number*100

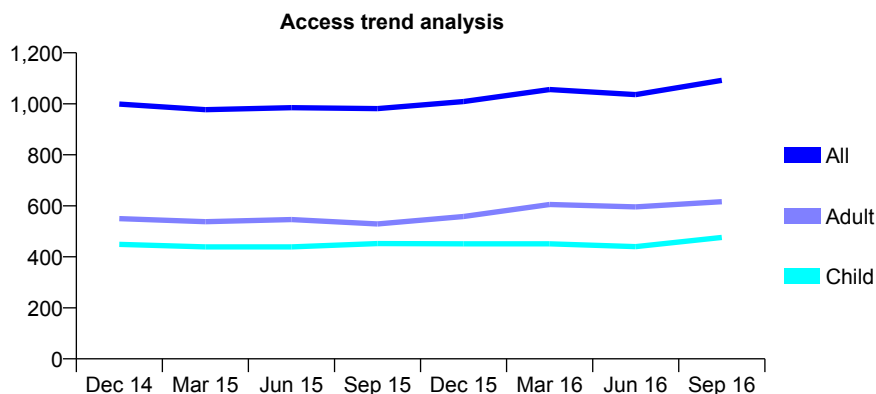
Q67 - Vital Signs At a Glance Contract Report for 636576/0001 - September 2016

Name or company name	MISS FM BRUMMITT
Contract type name	GDS Contract
Purpose of contract	General
Contract start date	01/04/2006
Contract end date	

16/17 Contracted general activity (UDA)	2,500
Carry forward general activity (UDA)	-50
16/17 Contracted orthodontic activity (UOA)	0
Carry forward orthodontic activity (UOA)	0
Baseline contract value	£61,524.02

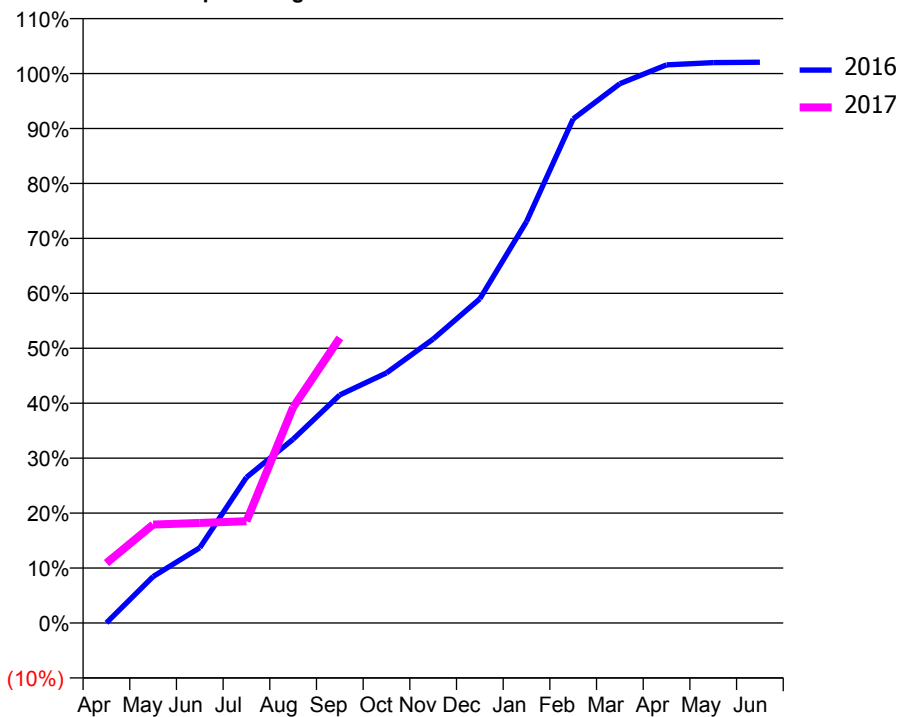
ACCESS*

Patients seen in 24 months	Total	Change since previous quarter
Quarter ending September 2015	981	
Quarter ending December 2015	1,009	↑
Quarter ending March 2016	1,056	↑
Quarter ending June 2016	1,036	↓
Quarter ending September 2016	1,092	↑
Variance since September 2015	11.3%	↑



ACTIVITY

Cumulative percentage of contracted UDA delivered 2016 & 2017



Adjusted Scheduled Activity (UDA)		
Month	2016	2017
April	1	273
May	211	448
June	343	455
July	663	463
August	836	982
September	1,038	1,298
October	1,138	
November	1,292	
December	1,475	
January	1,826	
February	2,293	
March	2,453	
April	2,539	
May	2,549	
June	2,551	

QUALITY

	Quantity	Base Number	Contract	AT	Region	England
% of FP17s for the same patient ID Re-attending within 3 months - Children	14	367	3.8%	11.8%	11.8%	12.4%
% of FP17s for the same patient ID Re-attending within 3 months - Adults	31	326	9.5%	17.2%	16.6%	16.7%
% of FP17s for the same patient ID Re-attending between 3 & 9 months - Children	246	367	67.0%	55.4%	60.2%	57.4%
% of FP17s for the same patient ID Re-attending between 3 & 9 months - Adults	157	326	48.2%	48.7%	52.0%	50.5%
% of FP17s for Band 1 Urgent Courses	27	658	4.1%	10.5%	9.4%	9.1%
% of FP17s Relating to Free Repair or Replacements	0	658	0.0%	0.6%	0.7%	0.8%
% of FP17s Relating to Continuations	1	658	0.2%	1.0%	1.2%	1.3%
% of Patients satisfied with the dentistry they have received	0	0	N/A	94.3%	93.6%	93.2%
% of Patients satisfied with the time they had to wait for an appointment	0	0	N/A	88.1%	89.1%	89.0%

* This is based on patients treated on this contract for their most recent course of treatment. Figures in italics indicate the base number of FP17s or Patient Questionnaire responses are less than 100. N/A is shown where the base number of responses is less than 10 during the period. % is calculated as Quantity/Base number*100

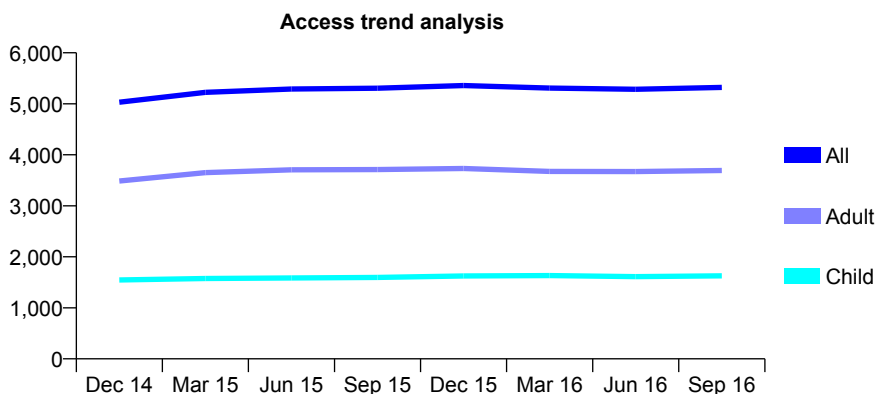
Q67 - Vital Signs At a Glance Contract Report for 638323/0001 - September 2016

Name or company name	MR SS PHOTAY
Contract type name	GDS Contract
Purpose of contract	General
Contract start date	01/04/2006
Contract end date	

16/17 Contracted general activity (UDA)	12,702
Carry forward general activity (UDA)	6
16/17 Contracted orthodontic activity (UOA)	0
Carry forward orthodontic activity (UOA)	0
Baseline contract value	£310,568.91

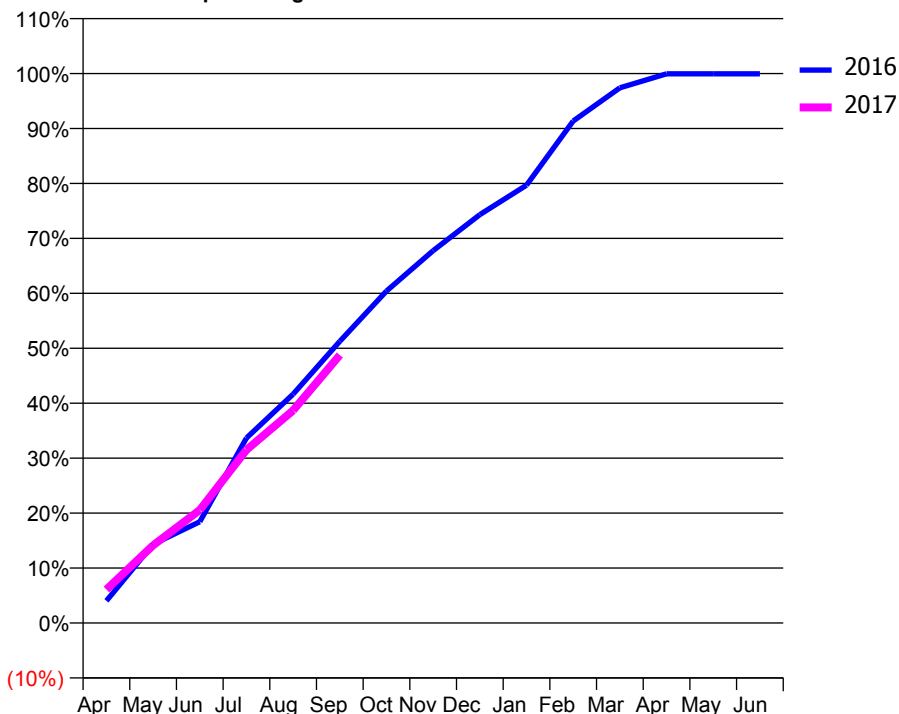
ACCESS*

Patients seen in 24 months	Total	Change since previous quarter
Quarter ending September 2015	5,307	
Quarter ending December 2015	5,357	→
Quarter ending March 2016	5,308	→
Quarter ending June 2016	5,284	→
Quarter ending September 2016	5,321	→
Variance since September 2015	0.3%	→



ACTIVITY

Cumulative percentage of contracted UDA delivered 2016 & 2017



Month	Adjusted Scheduled Activity (UDA)	
	2016	2017
April	513	776
May	1,821	1,795
June	2,340	2,614
July	4,275	4,003
August	5,290	4,915
September	6,513	6,195
October	7,674	
November	8,607	
December	9,439	
January	10,122	
February	11,604	
March	12,371	
April	12,696	
May	12,696	
June	12,696	

QUALITY

	Quantity	Base Number	Contract	AT	Region	England
% of FP17s for the same patient ID Re-attending within 3 months - Children	70	901	7.8%	11.8%	11.8%	12.4%
% of FP17s for the same patient ID Re-attending within 3 months - Adults	205	1,728	11.9%	17.2%	16.6%	16.7%
% of FP17s for the same patient ID Re-attending between 3 & 9 months - Children	265	901	29.4%	55.4%	60.2%	57.4%
% of FP17s for the same patient ID Re-attending between 3 & 9 months - Adults	464	1,728	26.9%	48.7%	52.0%	50.5%
% of FP17s for Band 1 Urgent Courses	194	2,474	7.8%	10.5%	9.4%	9.1%
% of FP17s Relating to Free Repair or Replacements	28	2,474	1.1%	0.6%	0.7%	0.8%
% of FP17s Relating to Continuations	51	2,474	2.1%	1.0%	1.2%	1.3%
% of Patients satisfied with the dentistry they have received	5	5	N/A	94.3%	93.6%	93.2%
% of Patients satisfied with the time they had to wait for an appointment	3	5	N/A	88.1%	89.1%	89.0%

* This is based on patients treated on this contract for their most recent course of treatment. Figures in italics indicate the base number of FP17s or Patient Questionnaire responses are less than 100. N/A is shown where the base number of responses is less than 10 during the period. % is calculated as Quantity/Base number*100

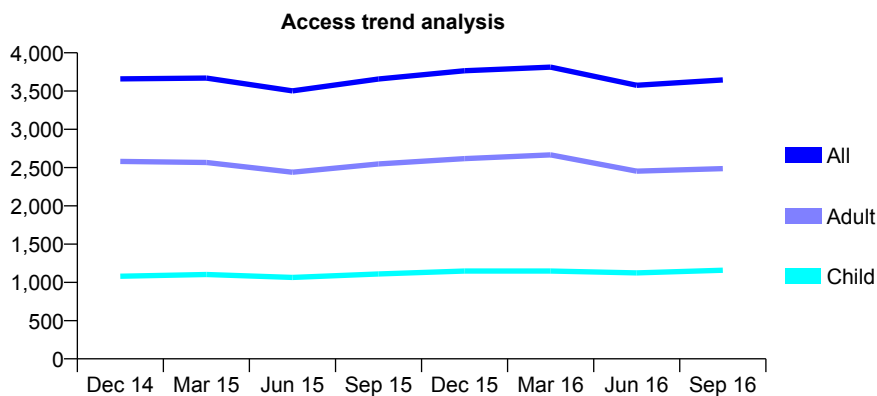
Q67 - Vital Signs At a Glance Contract Report for 638323/0002 - September 2016

Name or company name	MR SS PHOTAY
Contract type name	GDS Contract
Purpose of contract	General
Contract start date	01/04/2006
Contract end date	

16/17 Contracted general activity (UDA)	10,254
Carry forward general activity (UDA)	2
16/17 Contracted orthodontic activity (UOA)	0
Carry forward orthodontic activity (UOA)	0
Baseline contract value	£250,714.34

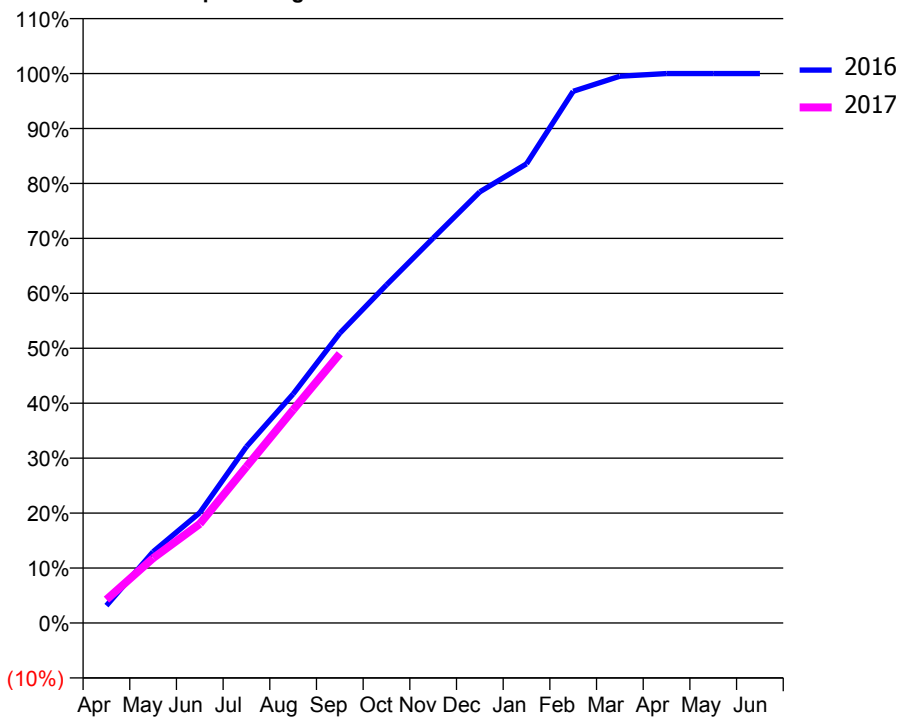
ACCESS*

Patients seen in 24 months	Total	Change since previous quarter
Quarter ending September 2015	3,658	
Quarter ending December 2015	3,765	↑
Quarter ending March 2016	3,812	→
Quarter ending June 2016	3,576	↓
Quarter ending September 2016	3,645	→
Variance since September 2015	(0.4%)	→



ACTIVITY

Cumulative percentage of contracted UDA delivered 2016 & 2017



Month	Adjusted Scheduled Activity (UDA)	
	2016	2017
April	324	437
May	1,331	1,210
June	2,059	1,849
July	3,292	2,918
August	4,274	3,978
September	5,409	5,026
October	6,308	
November	7,182	
December	8,047	
January	8,568	
February	9,922	
March	10,203	
April	10,252	
May	10,252	
June	10,252	

QUALITY

	Quantity	Base Number	Contract	AT	Region	England
% of FP17s for the same patient ID Re-attending within 3 months - Children	41	688	6.0%	11.8%	11.8%	12.4%
% of FP17s for the same patient ID Re-attending within 3 months - Adults	180	1,297	13.9%	17.2%	16.6%	16.7%
% of FP17s for the same patient ID Re-attending between 3 & 9 months - Children	247	688	35.9%	55.4%	60.2%	57.4%
% of FP17s for the same patient ID Re-attending between 3 & 9 months - Adults	420	1,297	32.4%	48.7%	52.0%	50.5%
% of FP17s for Band 1 Urgent Courses	290	1,959	14.8%	10.5%	9.4%	9.1%
% of FP17s Relating to Free Repair or Replacements	5	1,959	0.3%	0.6%	0.7%	0.8%
% of FP17s Relating to Continuations	9	1,959	0.5%	1.0%	1.2%	1.3%
% of Patients satisfied with the dentistry they have received	6	6	N/A	94.3%	93.6%	93.2%
% of Patients satisfied with the time they had to wait for an appointment	6	6	N/A	88.1%	89.1%	89.0%

* This is based on patients treated on this contract for their most recent course of treatment. Figures in italics indicate the base number of FP17s or Patient Questionnaire responses are less than 100. N/A is shown where the base number of responses is less than 10 during the period. % is calculated as Quantity/Base number*100

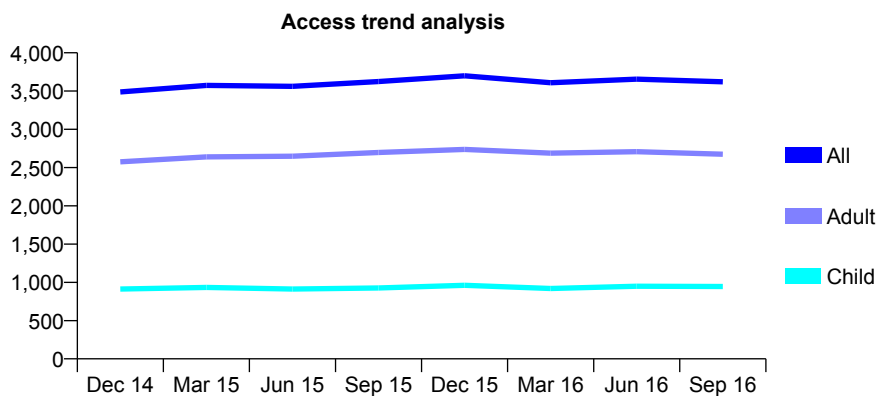
Q67 - Vital Signs At a Glance Contract Report for 638323/0003 - September 2016

Name or company name	MR SS PHOTAY
Contract type name	GDS Contract
Purpose of contract	General
Contract start date	01/04/2006
Contract end date	

16/17 Contracted general activity (UDA)	9,000
Carry forward general activity (UDA)	-36
16/17 Contracted orthodontic activity (UOA)	0
Carry forward orthodontic activity (UOA)	0
Baseline contract value	£220,053.56

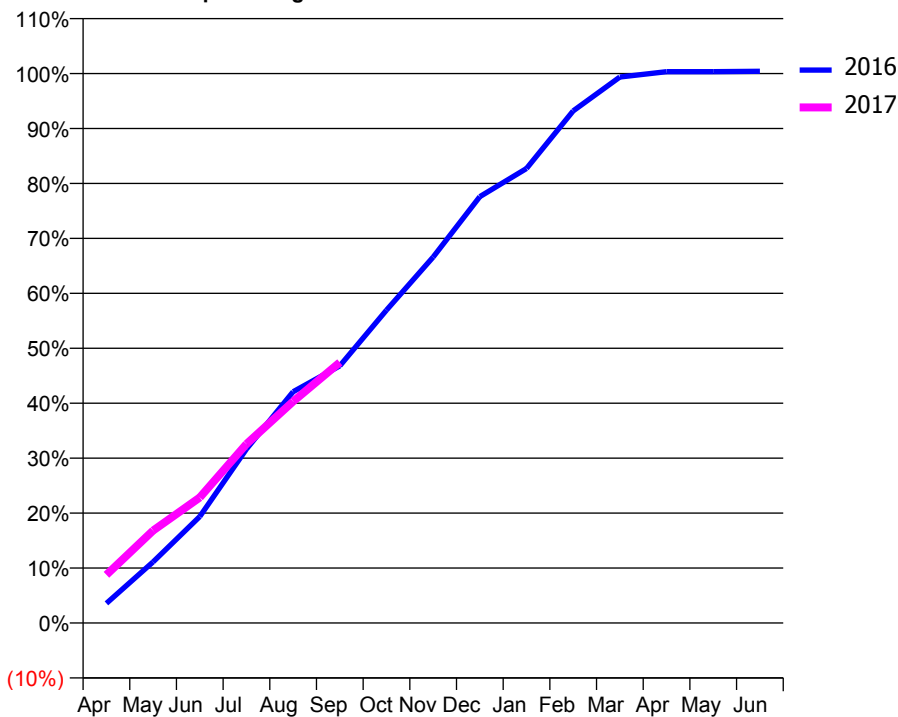
ACCESS*

Patients seen in 24 months	Total	Change since previous quarter
Quarter ending September 2015	3,624	
Quarter ending December 2015	3,699	↑
Quarter ending March 2016	3,609	↓
Quarter ending June 2016	3,656	→
Quarter ending September 2016	3,621	→
Variance since September 2015	(0.1%)	→



ACTIVITY

Cumulative percentage of contracted UDA delivered 2016 & 2017



Month	Adjusted Scheduled Activity (UDA)	
	2016	2017
April	322	789
May	1,001	1,515
June	1,744	2,056
July	2,850	2,932
August	3,788	3,628
September	4,212	4,268
October	5,124	
November	5,995	
December	6,983	
January	7,443	
February	8,389	
March	8,942	
April	9,029	
May	9,029	
June	9,036	

QUALITY

	Quantity	Base Number	Contract	AT	Region	England
% of FP17s for the same patient ID Re-attending within 3 months - Children	24	507	4.7%	11.8%	11.8%	12.4%
% of FP17s for the same patient ID Re-attending within 3 months - Adults	225	1,375	16.4%	17.2%	16.6%	16.7%
% of FP17s for the same patient ID Re-attending between 3 & 9 months - Children	166	507	32.7%	55.4%	60.2%	57.4%
% of FP17s for the same patient ID Re-attending between 3 & 9 months - Adults	448	1,375	32.6%	48.7%	52.0%	50.5%
% of FP17s for Band 1 Urgent Courses	200	1,822	11.0%	10.5%	9.4%	9.1%
% of FP17s Relating to Free Repair or Replacements	25	1,822	1.4%	0.6%	0.7%	0.8%
% of FP17s Relating to Continuations	19	1,822	1.0%	1.0%	1.2%	1.3%
% of Patients satisfied with the dentistry they have received	4	5	N/A	94.3%	93.6%	93.2%
% of Patients satisfied with the time they had to wait for an appointment	5	5	N/A	88.1%	89.1%	89.0%

* This is based on patients treated on this contract for their most recent course of treatment. Figures in italics indicate the base number of FP17s or Patient Questionnaire responses are less than 100. N/A is shown where the base number of responses is less than 10 during the period. % is calculated as Quantity/Base number*100

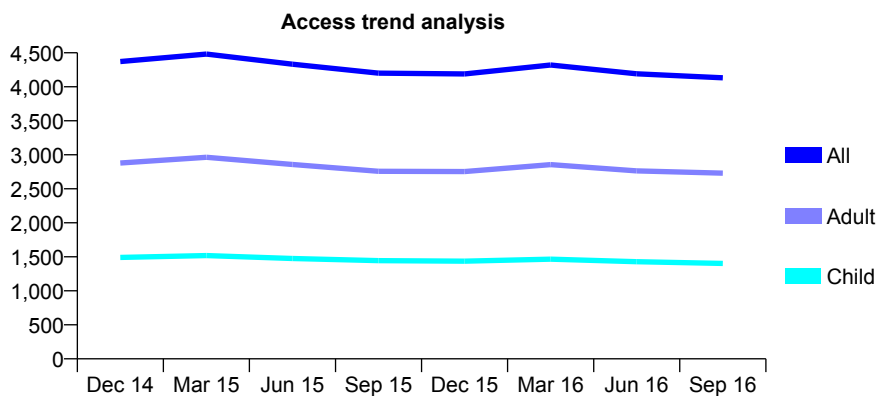
Q67 - Vital Signs At a Glance Contract Report for 638323/0004 - September 2016

Name or company name	MR SS PHOTAY
Contract type name	GDS Contract
Purpose of contract	General
Contract start date	01/04/2006
Contract end date	

16/17 Contracted general activity (UDA)	10,500
Carry forward general activity (UDA)	-4
16/17 Contracted orthodontic activity (UOA)	0
Carry forward orthodontic activity (UOA)	0
Baseline contract value	£256,729.15

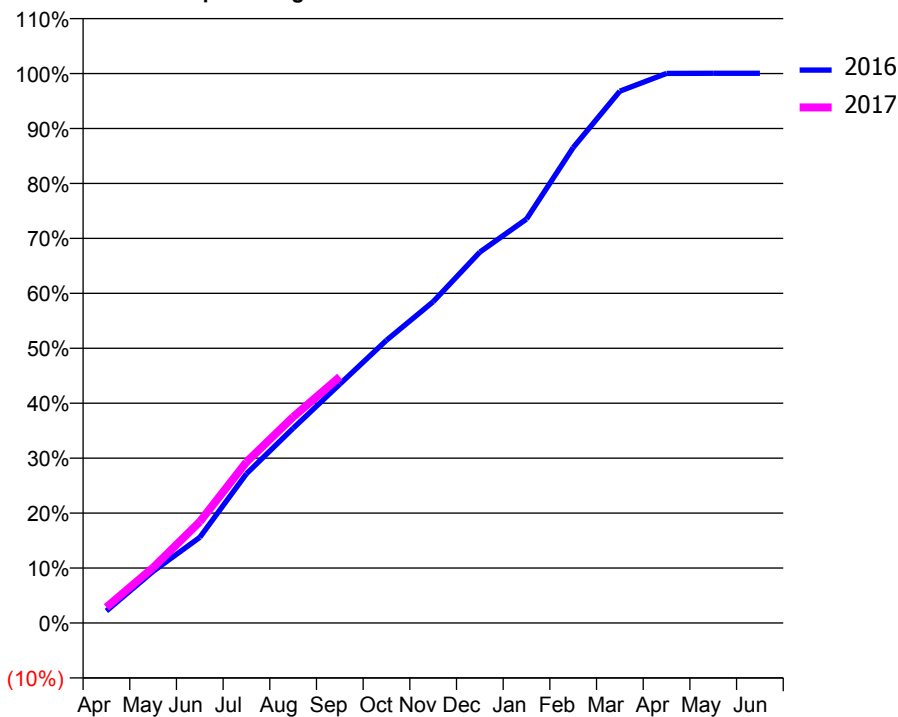
ACCESS*

Patients seen in 24 months	Total	Change since previous quarter
Quarter ending September 2015	4,201	
Quarter ending December 2015	4,190	→
Quarter ending March 2016	4,321	↑
Quarter ending June 2016	4,191	↓
Quarter ending September 2016	4,133	↓
Variance since September 2015	(1.6%)	↓



ACTIVITY

Cumulative percentage of contracted UDA delivered 2016 & 2017



Adjusted Scheduled Activity (UDA)

Month	2016	2017
April	231	302
May	988	1,059
June	1,637	1,935
July	2,853	3,076
August	3,722	3,937
September	4,566	4,705
October	5,403	
November	6,138	
December	7,088	
January	7,718	
February	9,086	
March	10,163	
April	10,501	
May	10,504	
June	10,504	

QUALITY

	Quantity	Base Number	Contract	AT	Region	England
% of FP17s for the same patient ID Re-attending within 3 months - Children	63	871	7.2%	11.8%	11.8%	12.4%
% of FP17s for the same patient ID Re-attending within 3 months - Adults	218	1,582	13.8%	17.2%	16.6%	16.7%
% of FP17s for the same patient ID Re-attending between 3 & 9 months - Children	437	871	50.2%	55.4%	60.2%	57.4%
% of FP17s for the same patient ID Re-attending between 3 & 9 months - Adults	708	1,582	44.8%	48.7%	52.0%	50.5%
% of FP17s for Band 1 Urgent Courses	233	2,303	10.1%	10.5%	9.4%	9.1%
% of FP17s Relating to Free Repair or Replacements	18	2,303	0.8%	0.6%	0.7%	0.8%
% of FP17s Relating to Continuations	47	2,303	2.0%	1.0%	1.2%	1.3%
% of Patients satisfied with the dentistry they have received	1	2	N/A	94.3%	93.6%	93.2%
% of Patients satisfied with the time they had to wait for an appointment	1	2	N/A	88.1%	89.1%	89.0%

* This is based on patients treated on this contract for their most recent course of treatment. Figures in italics indicate the base number of FP17s or Patient Questionnaire responses are less than 100. N/A is shown where the base number of responses is less than 10 during the period. % is calculated as Quantity/Base number*100

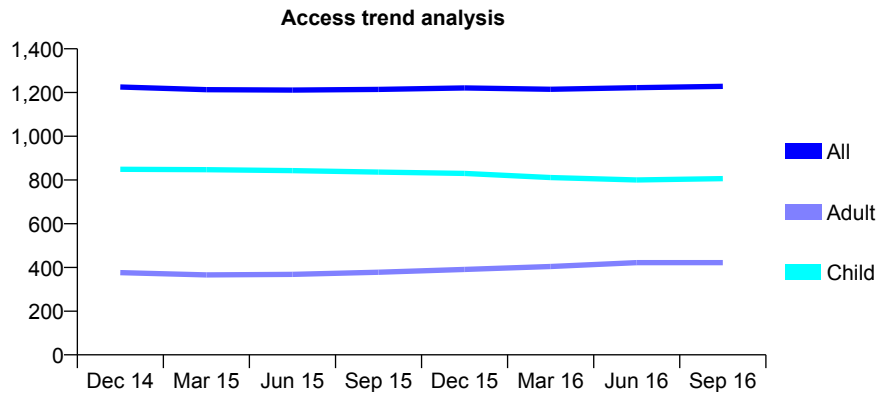
Q67 - Vital Signs At a Glance Contract Report for 639338/0001 - September 2016

Name or company name	MR MR ROBINSON
Contract type name	GDS Contract
Purpose of contract	General
Contract start date	01/04/2006
Contract end date	

16/17 Contracted general activity (UDA)	2,580
Carry forward general activity (UDA)	-52
16/17 Contracted orthodontic activity (UOA)	0
Carry forward orthodontic activity (UOA)	0
Baseline contract value	£63,082.01

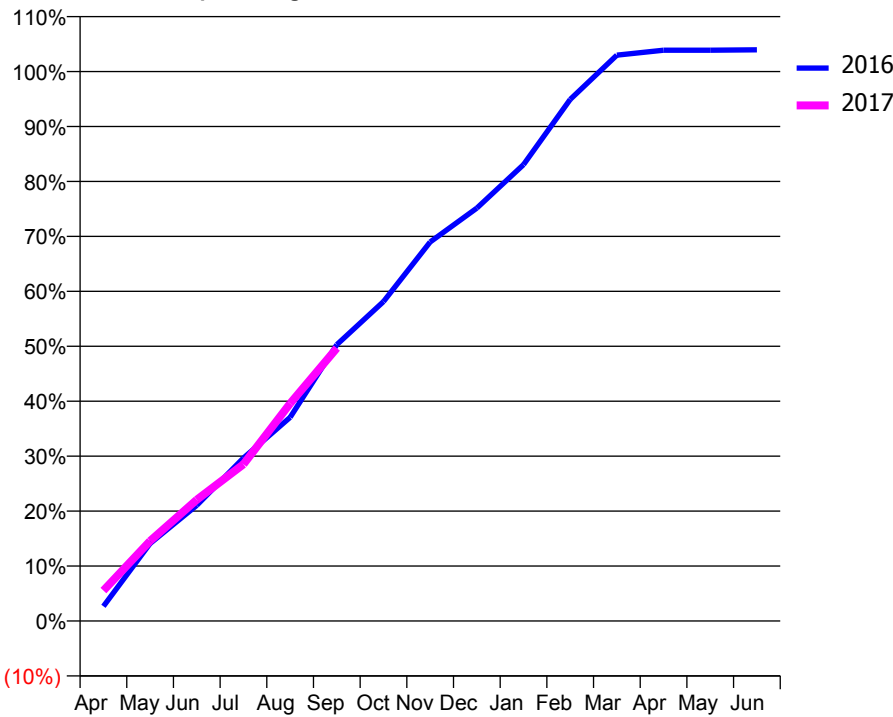
ACCESS*

Patients seen in 24 months	Total	Change since previous quarter
Quarter ending September 2015	1,214	
Quarter ending December 2015	1,221	→
Quarter ending March 2016	1,215	→
Quarter ending June 2016	1,222	→
Quarter ending September 2016	1,228	→
Variance since September 2015	1.2%	→



ACTIVITY

Cumulative percentage of contracted UDA delivered 2016 & 2017



Month	Adjusted Scheduled Activity (UDA)	
	2016	2017
April	69	143
May	364	376
June	543	569
July	765	736
August	956	1,021
September	1,297	1,281
October	1,500	
November	1,780	
December	1,939	
January	2,143	
February	2,449	
March	2,657	
April	2,680	
May	2,680	
June	2,682	

QUALITY

	Quantity	Base Number	Contract	AT	Region	England
% of FP17s for the same patient ID Re-attending within 3 months - Children	24	681	3.5%	11.8%	11.8%	12.4%
% of FP17s for the same patient ID Re-attending within 3 months - Adults	5	212	2.4%	17.2%	16.6%	16.7%
% of FP17s for the same patient ID Re-attending between 3 & 9 months - Children	496	681	72.8%	55.4%	60.2%	57.4%
% of FP17s for the same patient ID Re-attending between 3 & 9 months - Adults	112	212	52.8%	48.7%	52.0%	50.5%
% of FP17s for Band 1 Urgent Courses	1	871	0.1%	10.5%	9.4%	9.1%
% of FP17s Relating to Free Repair or Replacements	0	871	0.0%	0.6%	0.7%	0.8%
% of FP17s Relating to Continuations	0	871	0.0%	1.0%	1.2%	1.3%
% of Patients satisfied with the dentistry they have received	1	1	N/A	94.3%	93.6%	93.2%
% of Patients satisfied with the time they had to wait for an appointment	1	1	N/A	88.1%	89.1%	89.0%

* This is based on patients treated on this contract for their most recent course of treatment. Figures in italics indicate the base number of FP17s or Patient Questionnaire responses are less than 100. N/A is shown where the base number of responses is less than 10 during the period. % is calculated as Quantity/Base number*100

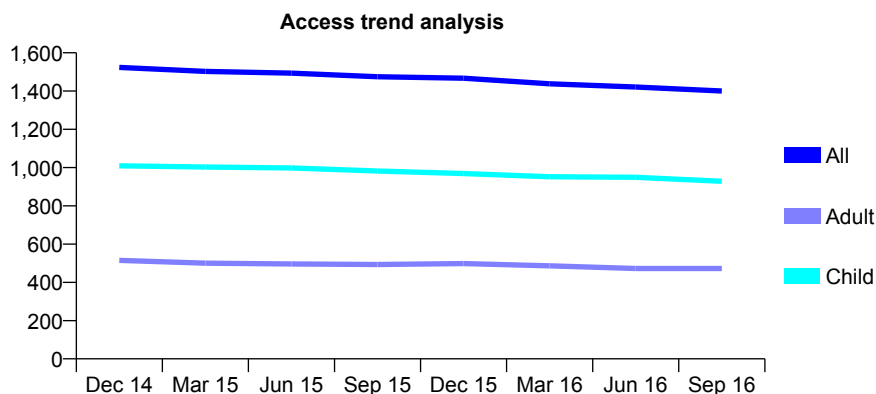
Q67 - Vital Signs At a Glance Contract Report for 651117/0001 - September 2016

Name or company name	MR GS DORMAN
Contract type name	GDS Contract
Purpose of contract	General
Contract start date	01/04/2006
Contract end date	

16/17 Contracted general activity (UDA)	3,807
Carry forward general activity (UDA)	0
16/17 Contracted orthodontic activity (UOA)	0
Carry forward orthodontic activity (UOA)	0
Baseline contract value	£93,082.65

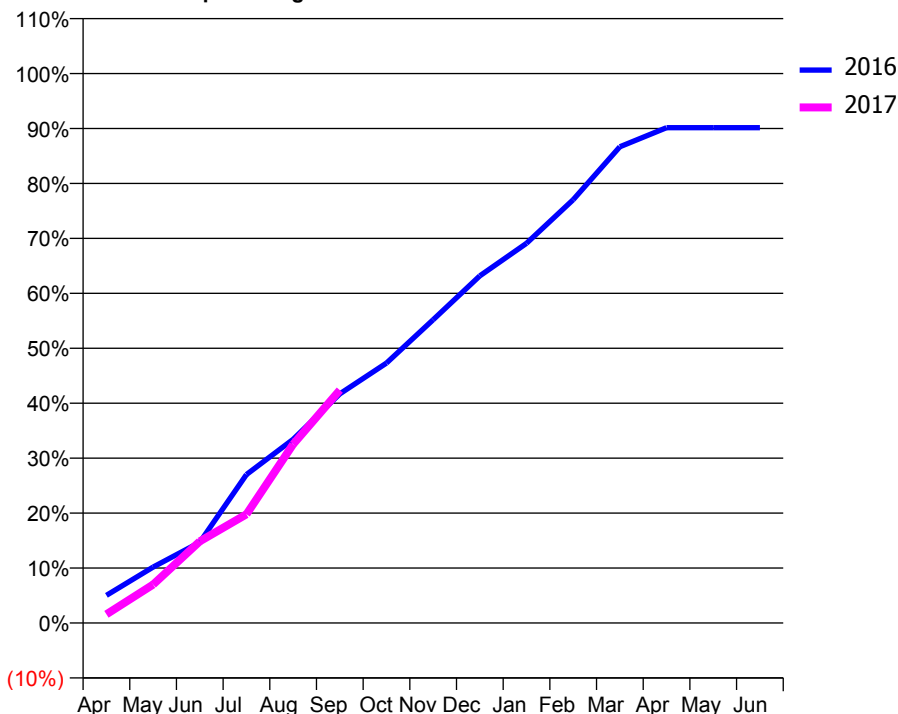
ACCESS*

Patients seen in 24 months	Total	Change since previous quarter
Quarter ending September 2015	1,475	
Quarter ending December 2015	1,467	→
Quarter ending March 2016	1,438	↓
Quarter ending June 2016	1,421	↓
Quarter ending September 2016	1,400	↓
Variance since September 2015	(5.1%)	↓



ACTIVITY

Cumulative percentage of contracted UDA delivered 2016 & 2017



Adjusted Scheduled Activity (UDA)

Month	2016	2017
April	191	61
May	388	267
June	560	566
July	1,029	754
August	1,273	1,238
September	1,588	1,614
October	1,801	
November	2,101	
December	2,406	
January	2,630	
February	2,933	
March	3,299	
April	3,431	
May	3,431	
June	3,431	

QUALITY

	Quantity	Base Number	Contract	AT	Region	England
% of FP17s for the same patient ID Re-attending within 3 months - Children	69	853	8.1%	11.8%	11.8%	12.4%
% of FP17s for the same patient ID Re-attending within 3 months - Adults	68	291	23.4%	17.2%	16.6%	16.7%
% of FP17s for the same patient ID Re-attending between 3 & 9 months - Children	615	853	72.1%	55.4%	60.2%	57.4%
% of FP17s for the same patient ID Re-attending between 3 & 9 months - Adults	145	291	49.8%	48.7%	52.0%	50.5%
% of FP17s for Band 1 Urgent Courses	33	1,061	3.1%	10.5%	9.4%	9.1%
% of FP17s Relating to Free Repair or Replacements	0	1,061	0.0%	0.6%	0.7%	0.8%
% of FP17s Relating to Continuations	0	1,061	0.0%	1.0%	1.2%	1.3%
% of Patients satisfied with the dentistry they have received	0	0	N/A	94.3%	93.6%	93.2%
% of Patients satisfied with the time they had to wait for an appointment	0	0	N/A	88.1%	89.1%	89.0%

* This is based on patients treated on this contract for their most recent course of treatment. Figures in italics indicate the base number of FP17s or Patient Questionnaire responses are less than 100. N/A is shown where the base number of responses is less than 10 during the period. % is calculated as Quantity/Base number*100

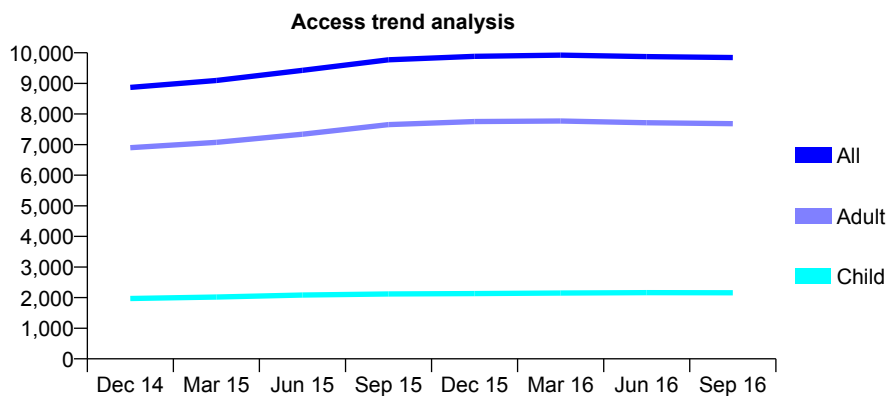
Q67 - Vital Signs At a Glance Contract Report for 653136/0001 - September 2016

Name or company name	MS EJ HARTLE
Contract type name	GDS Contract
Purpose of contract	General
Contract start date	01/04/2006
Contract end date	

16/17 Contracted general activity (UDA)	25,466
Carry forward general activity (UDA)	0
16/17 Contracted orthodontic activity (UOA)	0
Carry forward orthodontic activity (UOA)	0
Baseline contract value	£622,785.96

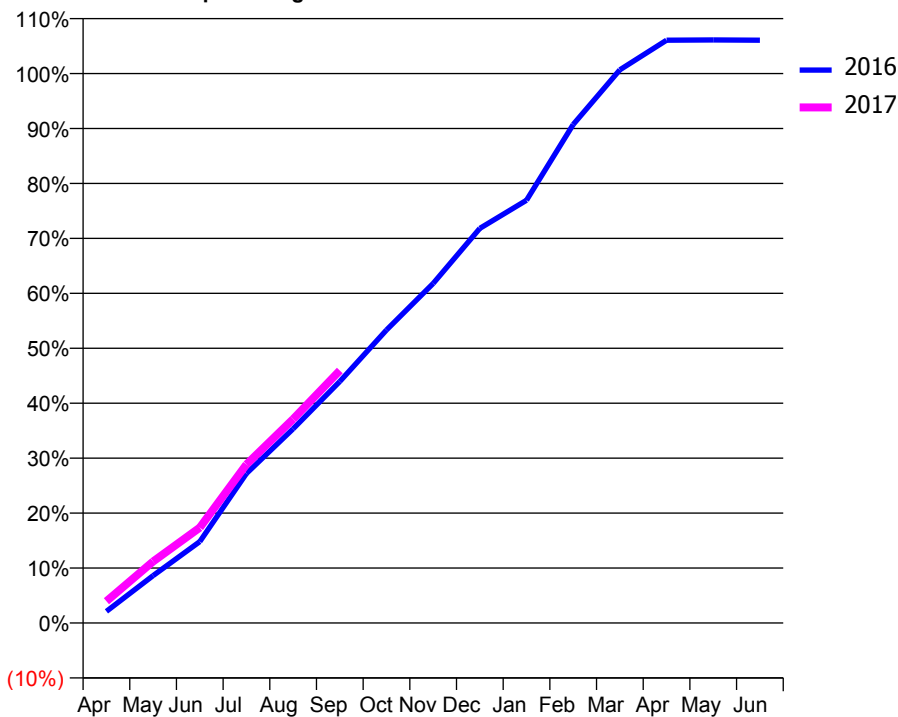
ACCESS*

Patients seen in 24 months	Total	Change since previous quarter
Quarter ending September 2015	9,773	
Quarter ending December 2015	9,886	→
Quarter ending March 2016	9,923	→
Quarter ending June 2016	9,876	→
Quarter ending September 2016	9,845	→
Variance since September 2015	0.7%	→



ACTIVITY

Cumulative percentage of contracted UDA delivered 2016 & 2017



Month	Adjusted Scheduled Activity (UDA)	
	2016	2017
April	541	1,008
May	2,197	2,854
June	3,773	4,422
July	6,934	7,349
August	8,999	9,451
September	11,195	11,703
October	13,582	
November	15,736	
December	18,292	
January	19,592	
February	23,104	
March	25,638	
April	27,010	
May	27,023	
June	27,008	

QUALITY

	Quantity	Base Number	Contract	AT	Region	England
% of FP17s for the same patient ID Re-attending within 3 months - Children	102	1,404	7.3%	11.8%	11.8%	12.4%
% of FP17s for the same patient ID Re-attending within 3 months - Adults	1,024	5,344	19.2%	17.2%	16.6%	16.7%
% of FP17s for the same patient ID Re-attending between 3 & 9 months - Children	604	1,404	43.0%	55.4%	60.2%	57.4%
% of FP17s for the same patient ID Re-attending between 3 & 9 months - Adults	2,407	5,344	45.0%	48.7%	52.0%	50.5%
% of FP17s for Band 1 Urgent Courses	948	6,120	15.5%	10.5%	9.4%	9.1%
% of FP17s Relating to Free Repair or Replacements	89	6,120	1.5%	0.6%	0.7%	0.8%
% of FP17s Relating to Continuations	52	6,120	0.8%	1.0%	1.2%	1.3%
% of Patients satisfied with the dentistry they have received	11	11	100.0%	94.3%	93.6%	93.2%
% of Patients satisfied with the time they had to wait for an appointment	8	11	72.7%	88.1%	89.1%	89.0%

* This is based on patients treated on this contract for their most recent course of treatment. Figures in italics indicate the base number of FP17s or Patient Questionnaire responses are less than 100. N/A is shown where the base number of responses is less than 10 during the period. % is calculated as Quantity/Base number*100

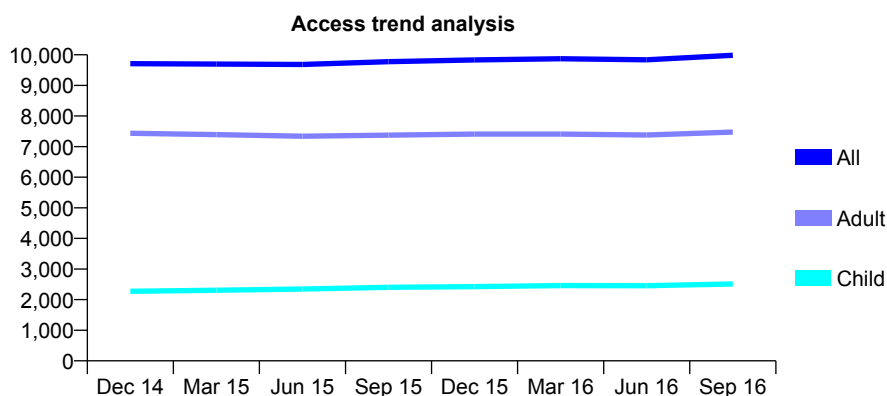
Q67 - Vital Signs At a Glance Contract Report for 653136/0002 - September 2016

Name or company name	MS EJ HARTLE
Contract type name	GDS Contract
Purpose of contract	General
Contract start date	02/11/2009
Contract end date	

16/17 Contracted general activity (UDA)	24,000
Carry forward general activity (UDA)	441
16/17 Contracted orthodontic activity (UOA)	0
Carry forward orthodontic activity (UOA)	0
Baseline contract value	£610,453.83

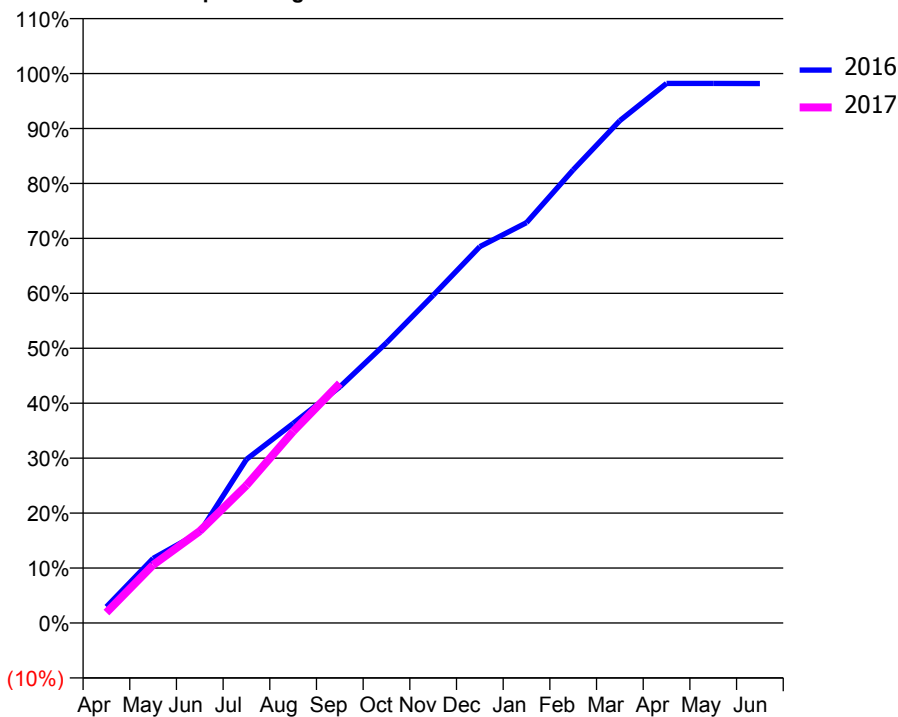
ACCESS*

Patients seen in 24 months	Total	Change since previous quarter
Quarter ending September 2015	9,776	
Quarter ending December 2015	9,834	→
Quarter ending March 2016	9,870	→
Quarter ending June 2016	9,837	→
Quarter ending September 2016	9,985	→
Variance since September 2015	2.1%	↑



ACTIVITY

Cumulative percentage of contracted UDA delivered 2016 & 2017



Month	Adjusted Scheduled Activity (UDA)	
	2016	2017
April	707	456
May	2,821	2,537
June	3,961	4,013
July	7,148	6,015
August	8,715	8,368
September	10,310	10,468
October	12,242	
November	14,313	
December	16,436	
January	17,486	
February	19,792	
March	21,941	
April	23,567	
May	23,570	
June	23,559	

QUALITY

	Quantity	Base Number	Contract	AT	Region	England
% of FP17s for the same patient ID Re-attending within 3 months - Children	88	1,534	5.7%	11.8%	11.8%	12.4%
% of FP17s for the same patient ID Re-attending within 3 months - Adults	713	4,490	15.9%	17.2%	16.6%	16.7%
% of FP17s for the same patient ID Re-attending between 3 & 9 months - Children	637	1,534	41.5%	55.4%	60.2%	57.4%
% of FP17s for the same patient ID Re-attending between 3 & 9 months - Adults	1,381	4,490	30.8%	48.7%	52.0%	50.5%
% of FP17s for Band 1 Urgent Courses	706	5,454	12.9%	10.5%	9.4%	9.1%
% of FP17s Relating to Free Repair or Replacements	51	5,454	0.9%	0.6%	0.7%	0.8%
% of FP17s Relating to Continuations	55	5,454	1.0%	1.0%	1.2%	1.3%
% of Patients satisfied with the dentistry they have received	11	12	91.7%	94.3%	93.6%	93.2%
% of Patients satisfied with the time they had to wait for an appointment	8	12	66.7%	88.1%	89.1%	89.0%

* This is based on patients treated on this contract for their most recent course of treatment. Figures in italics indicate the base number of FP17s or Patient Questionnaire responses are less than 100. N/A is shown where the base number of responses is less than 10 during the period. % is calculated as Quantity/Base number*100

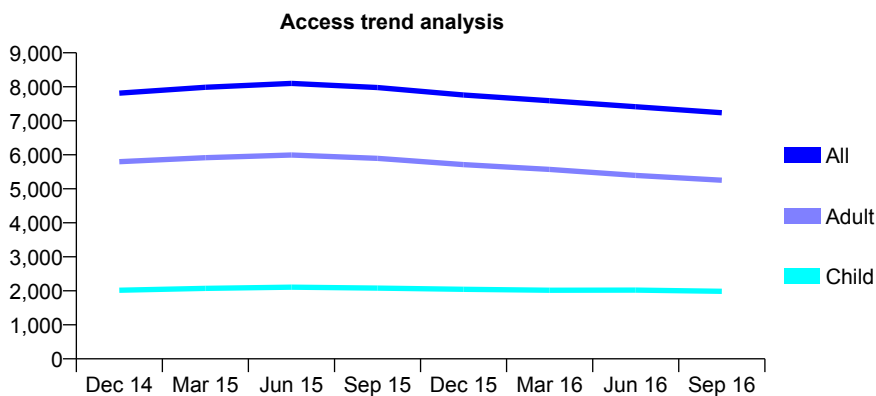
Q67 - Vital Signs At a Glance Contract Report for 653136/0003 - September 2016

Name or company name	MS EJ HARTLE
Contract type name	GDS Contract
Purpose of contract	General
Contract start date	01/01/2010
Contract end date	

16/17 Contracted general activity (UDA)	18,000
Carry forward general activity (UDA)	0
16/17 Contracted orthodontic activity (UOA)	0
Carry forward orthodontic activity (UOA)	0
Baseline contract value	£439,184.82

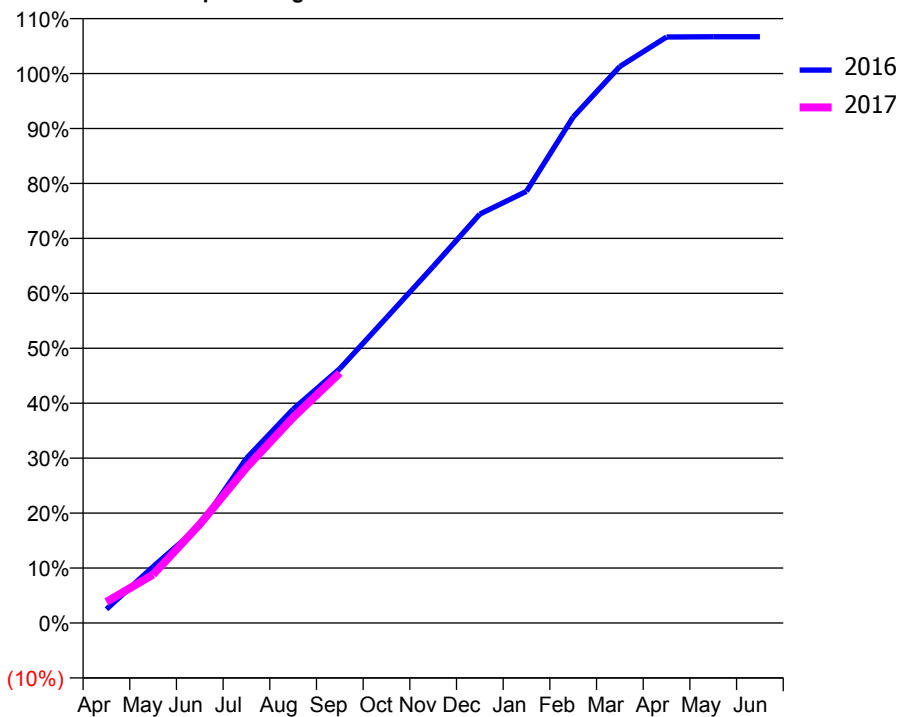
ACCESS*

Patients seen in 24 months	Total	Change since previous quarter
Quarter ending September 2015	7,979	
Quarter ending December 2015	7,757	↓
Quarter ending March 2016	7,589	↓
Quarter ending June 2016	7,415	↓
Quarter ending September 2016	7,238	↓
Variance since September 2015	(9.3%)	↓



ACTIVITY

Cumulative percentage of contracted UDA delivered 2016 & 2017



Month	Adjusted Scheduled Activity (UDA)	
	2016	2017
April	452	693
May	1,843	1,587
June	3,183	3,234
July	5,395	5,096
August	7,006	6,734
September	8,332	8,194
October	10,001	
November	11,679	
December	13,396	
January	14,143	
February	16,574	
March	18,229	
April	19,197	
May	19,203	
June	19,204	

QUALITY

	Quantity	Base Number	Contract	AT	Region	England
% of FP17s for the same patient ID Re-attending within 3 months - Children	111	1,427	7.8%	11.8%	11.8%	12.4%
% of FP17s for the same patient ID Re-attending within 3 months - Adults	542	3,434	15.8%	17.2%	16.6%	16.7%
% of FP17s for the same patient ID Re-attending between 3 & 9 months - Children	709	1,427	49.7%	55.4%	60.2%	57.4%
% of FP17s for the same patient ID Re-attending between 3 & 9 months - Adults	1,456	3,434	42.4%	48.7%	52.0%	50.5%
% of FP17s for Band 1 Urgent Courses	508	4,432	11.5%	10.5%	9.4%	9.1%
% of FP17s Relating to Free Repair or Replacements	24	4,432	0.5%	0.6%	0.7%	0.8%
% of FP17s Relating to Continuations	22	4,432	0.5%	1.0%	1.2%	1.3%
% of Patients satisfied with the dentistry they have received	6	6	N/A	94.3%	93.6%	93.2%
% of Patients satisfied with the time they had to wait for an appointment	6	6	N/A	88.1%	89.1%	89.0%

* This is based on patients treated on this contract for their most recent course of treatment. Figures in italics indicate the base number of FP17s or Patient Questionnaire responses are less than 100. N/A is shown where the base number of responses is less than 10 during the period. % is calculated as Quantity/Base number*100

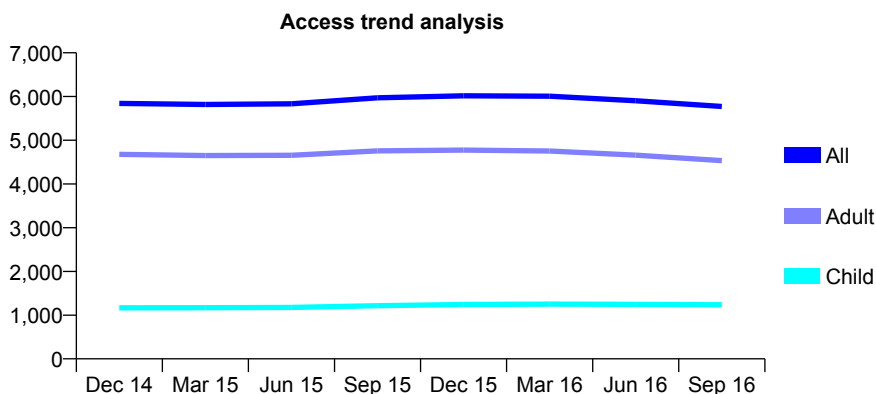
Q67 - Vital Signs At a Glance Contract Report for 653136/0005 - September 2016

Name or company name	MS EJ HARTLE
Contract type name	GDS Contract
Purpose of contract	General
Contract start date	15/11/2010
Contract end date	

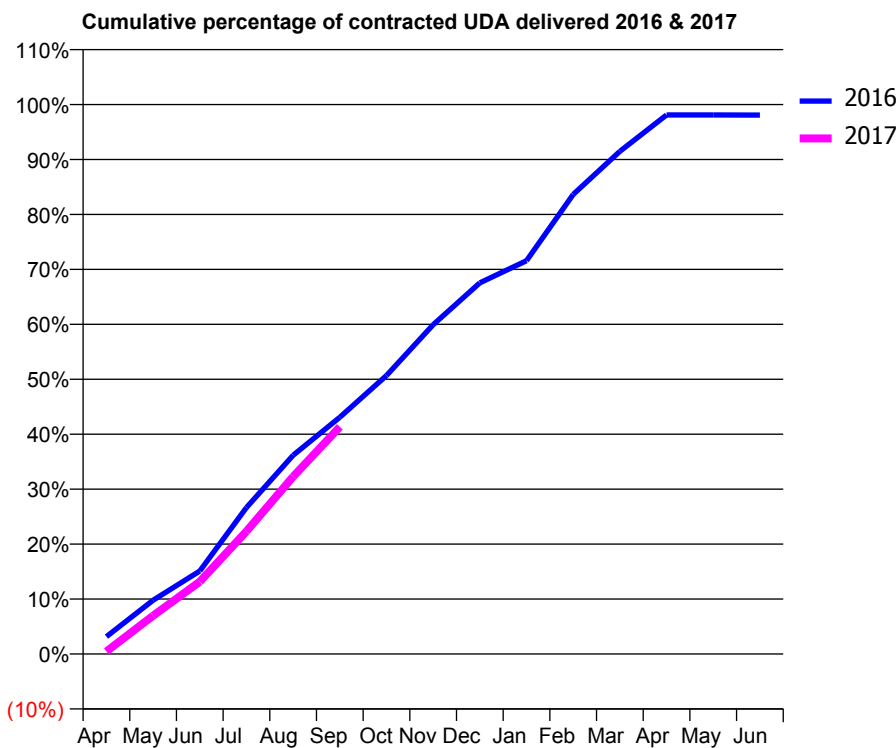
16/17 Contracted general activity (UDA)	16,000
Carry forward general activity (UDA)	307
16/17 Contracted orthodontic activity (UOA)	0
Carry forward orthodontic activity (UOA)	0
Baseline contract value	£404,103.23

ACCESS*

Patients seen in 24 months	Total	Change since previous quarter
Quarter ending September 2015	5,970	
Quarter ending December 2015	6,017	→
Quarter ending March 2016	6,006	→
Quarter ending June 2016	5,905	↓
Quarter ending September 2016	5,771	↓
Variance since September 2015	(3.3%)	↓



ACTIVITY



Month	Adjusted Scheduled Activity (UDA)	
	2016	2017
April	507	75
May	1,566	1,117
June	2,417	2,108
July	4,266	3,576
August	5,789	5,165
September	6,892	6,612
October	8,108	
November	9,588	
December	10,806	
January	11,454	
February	13,381	
March	14,637	
April	15,694	
May	15,697	
June	15,693	

QUALITY

	Quantity	Base Number	Contract	AT	Region	England
% of FP17s for the same patient ID Re-attending within 3 months - Children	33	766	4.3%	11.8%	11.8%	12.4%
% of FP17s for the same patient ID Re-attending within 3 months - Adults	395	2,802	14.1%	17.2%	16.6%	16.7%
% of FP17s for the same patient ID Re-attending between 3 & 9 months - Children	286	766	37.3%	55.4%	60.2%	57.4%
% of FP17s for the same patient ID Re-attending between 3 & 9 months - Adults	930	2,802	33.2%	48.7%	52.0%	50.5%
% of FP17s for Band 1 Urgent Courses	502	3,268	15.4%	10.5%	9.4%	9.1%
% of FP17s Relating to Free Repair or Replacements	24	3,268	0.7%	0.6%	0.7%	0.8%
% of FP17s Relating to Continuations	10	3,268	0.3%	1.0%	1.2%	1.3%
% of Patients satisfied with the dentistry they have received	4	5	N/A	94.3%	93.6%	93.2%
% of Patients satisfied with the time they had to wait for an appointment	4	5	N/A	88.1%	89.1%	89.0%

* This is based on patients treated on this contract for their most recent course of treatment. Figures in italics indicate the base number of FP17s or Patient Questionnaire responses are less than 100. N/A is shown where the base number of responses is less than 10 during the period. % is calculated as Quantity/Base number*100

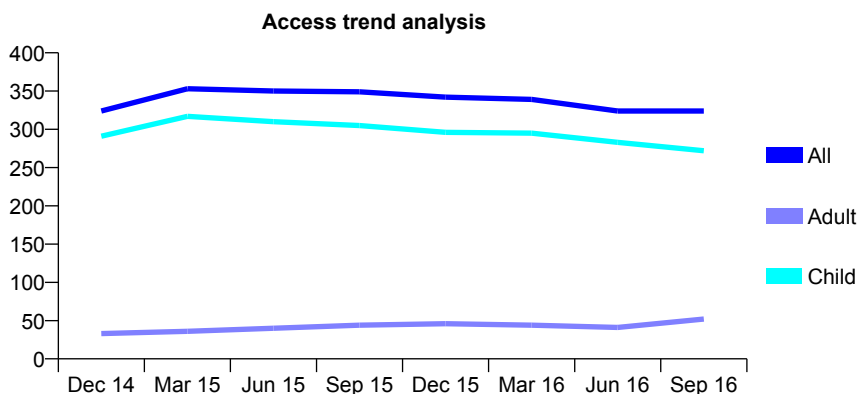
Q67 - Vital Signs At a Glance Contract Report for 661635/0001 - September 2016

Name or company name	MR S SHARMA
Contract type name	GDS Contract
Purpose of contract	General
Contract start date	01/04/2006
Contract end date	

16/17 Contracted general activity (UDA)	701
Carry forward general activity (UDA)	5
16/17 Contracted orthodontic activity (UOA)	0
Carry forward orthodontic activity (UOA)	0
Baseline contract value	£17,139.73

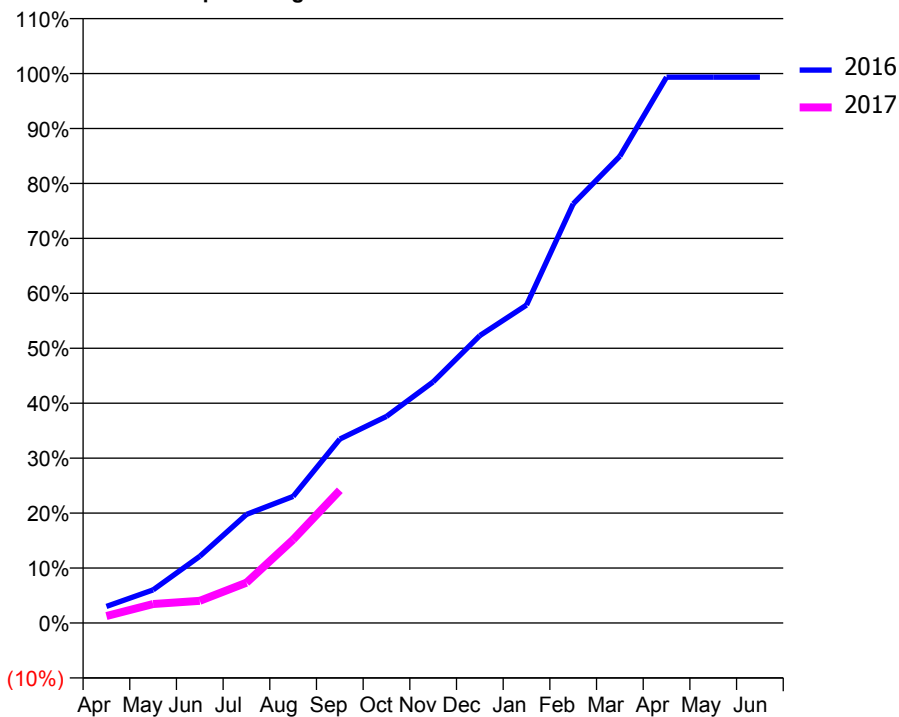
ACCESS*

Patients seen in 24 months	Total	Change since previous quarter
Quarter ending September 2015	349	
Quarter ending December 2015	342	↓
Quarter ending March 2016	339	→
Quarter ending June 2016	324	↓
Quarter ending September 2016	324	→
Variance since September 2015	(7.2%)	↓



ACTIVITY

Cumulative percentage of contracted UDA delivered 2016 & 2017



Month	Adjusted Scheduled Activity (UDA)	
	2016	2017
April	21	9
May	42	24
June	85	28
July	139	51
August	162	106
September	235	169
October	264	
November	308	
December	367	
January	406	
February	535	
March	595	
April	696	
May	696	
June	696	

QUALITY

	Quantity	Base Number	Contract	AT	Region	England
% of FP17s for the same patient ID Re-attending within 3 months - Children	10	171	5.8%	11.8%	11.8%	12.4%
% of FP17s for the same patient ID Re-attending within 3 months - Adults	1	12	8.3%	17.2%	16.6%	16.7%
% of FP17s for the same patient ID Re-attending between 3 & 9 months - Children	92	171	53.8%	55.4%	60.2%	57.4%
% of FP17s for the same patient ID Re-attending between 3 & 9 months - Adults	3	12	25.0%	48.7%	52.0%	50.5%
% of FP17s for Band 1 Urgent Courses	2	132	1.5%	10.5%	9.4%	9.1%
% of FP17s Relating to Free Repair or Replacements	0	132	0.0%	0.6%	0.7%	0.8%
% of FP17s Relating to Continuations	0	132	0.0%	1.0%	1.2%	1.3%
% of Patients satisfied with the dentistry they have received	0	0	N/A	94.3%	93.6%	93.2%
% of Patients satisfied with the time they had to wait for an appointment	0	0	N/A	88.1%	89.1%	89.0%

* This is based on patients treated on this contract for their most recent course of treatment. Figures in italics indicate the base number of FP17s or Patient Questionnaire responses are less than 100. N/A is shown where the base number of responses is less than 10 during the period. % is calculated as Quantity/Base number*100

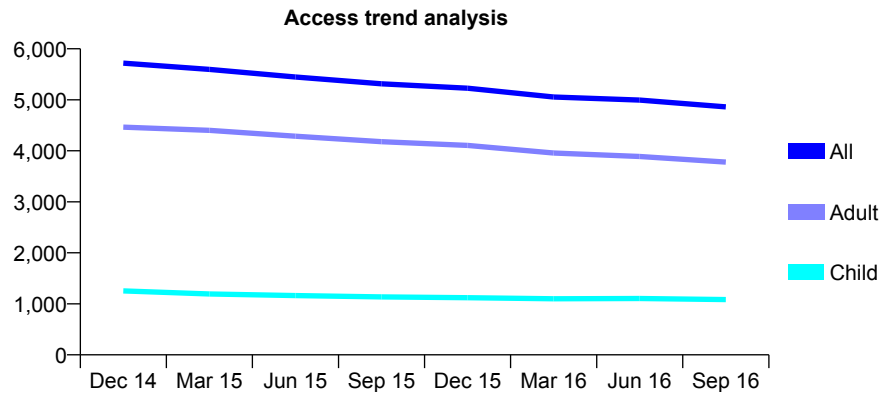
Q67 - Vital Signs At a Glance Contract Report for 664197/0001 - September 2016

Name or company name	MR D RYAN
Contract type name	GDS Contract
Purpose of contract	General
Contract start date	01/04/2006
Contract end date	

16/17 Contracted general activity (UDA)	14,200
Carry forward general activity (UDA)	353
16/17 Contracted orthodontic activity (UOA)	0
Carry forward orthodontic activity (UOA)	0
Baseline contract value	£350,993.18

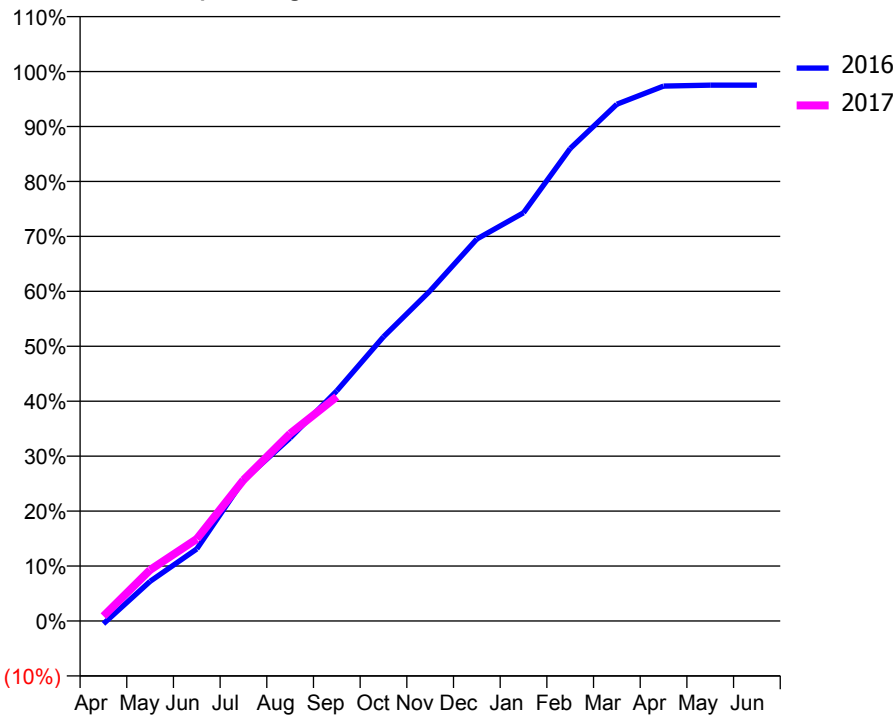
ACCESS*

Patients seen in 24 months	Total	Change since previous quarter
Quarter ending September 2015	5,315	
Quarter ending December 2015	5,228	↓
Quarter ending March 2016	5,056	↓
Quarter ending June 2016	4,994	↓
Quarter ending September 2016	4,862	↓
Variance since September 2015	(8.5%)	↓



ACTIVITY

Cumulative percentage of contracted UDA delivered 2016 & 2017



Month	Adjusted Scheduled Activity (UDA)	
	2016	2017
April	-74	126
May	1,026	1,322
June	1,863	2,120
July	3,639	3,644
August	4,728	4,843
September	5,948	5,797
October	7,344	
November	8,535	
December	9,872	
January	10,549	
February	12,212	
March	13,356	
April	13,825	
May	13,847	
June	13,847	

QUALITY

	Quantity	Base Number	Contract	AT	Region	England
% of FP17s for the same patient ID Re-attending within 3 months - Children	51	699	7.3%	11.8%	11.8%	12.4%
% of FP17s for the same patient ID Re-attending within 3 months - Adults	373	2,303	16.2%	17.2%	16.6%	16.7%
% of FP17s for the same patient ID Re-attending between 3 & 9 months - Children	296	699	42.3%	55.4%	60.2%	57.4%
% of FP17s for the same patient ID Re-attending between 3 & 9 months - Adults	902	2,303	39.2%	48.7%	52.0%	50.5%
% of FP17s for Band 1 Urgent Courses	496	2,789	17.8%	10.5%	9.4%	9.1%
% of FP17s Relating to Free Repair or Replacements	9	2,789	0.3%	0.6%	0.7%	0.8%
% of FP17s Relating to Continuations	1	2,789	0.0%	1.0%	1.2%	1.3%
% of Patients satisfied with the dentistry they have received	6	6	N/A	94.3%	93.6%	93.2%
% of Patients satisfied with the time they had to wait for an appointment	5	6	N/A	88.1%	89.1%	89.0%

* This is based on patients treated on this contract for their most recent course of treatment. Figures in italics indicate the base number of FP17s or Patient Questionnaire responses are less than 100. N/A is shown where the base number of responses is less than 10 during the period. % is calculated as Quantity/Base number*100

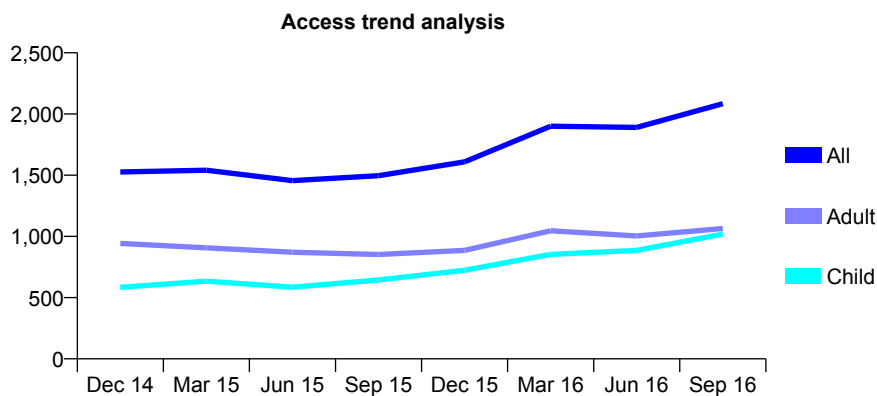
Q67 - Vital Signs At a Glance Contract Report for 664197/0005 - September 2016

Name or company name	MR D RYAN
Contract type name	PDS Contract
Purpose of contract	General
Contract start date	01/04/2007
Contract end date	31/03/2017

16/17 Contracted general activity (UDA)	7,262
Carry forward general activity (UDA)	0
16/17 Contracted orthodontic activity (UOA)	0
Carry forward orthodontic activity (UOA)	0
Baseline contract value	£365,240.06

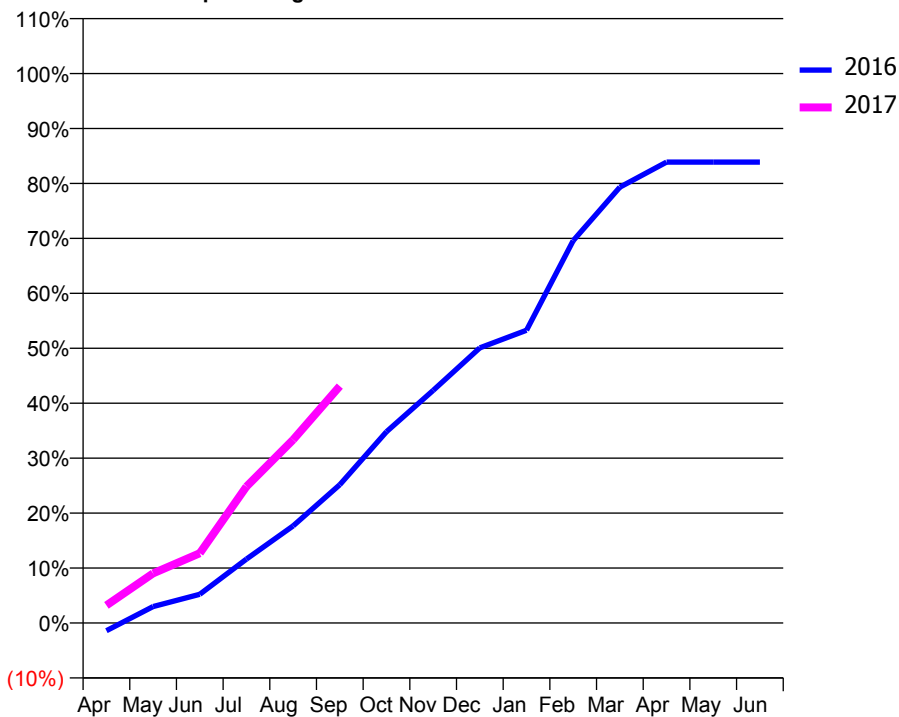
ACCESS*

Patients seen in 24 months	Total	Change since previous quarter
Quarter ending September 2015	1,496	
Quarter ending December 2015	1,610	↑
Quarter ending March 2016	1,900	↑
Quarter ending June 2016	1,890	→
Quarter ending September 2016	2,084	↑
Variance since September 2015	39.3%	↑



ACTIVITY

Cumulative percentage of contracted UDA delivered 2016 & 2017



Month	Adjusted Scheduled Activity (UDA)	
	2016	2017
April	-103	234
May	217	656
June	379	923
July	845	1,804
August	1,283	2,422
September	1,829	3,130
October	2,528	
November	3,074	
December	3,636	
January	3,869	
February	5,053	
March	5,760	
April	6,091	
May	6,091	
June	6,091	

QUALITY

	Quantity	Base Number	Contract	AT	Region	England
% of FP17s for the same patient ID Re-attending within 3 months - Children	3	639	0.5%	11.8%	11.8%	12.4%
% of FP17s for the same patient ID Re-attending within 3 months - Adults	8	535	1.5%	17.2%	16.6%	16.7%
% of FP17s for the same patient ID Re-attending between 3 & 9 months - Children	2	639	0.3%	55.4%	60.2%	57.4%
% of FP17s for the same patient ID Re-attending between 3 & 9 months - Adults	3	535	0.6%	48.7%	52.0%	50.5%
% of FP17s for Band 1 Urgent Courses	4	1,059	0.4%	10.5%	9.4%	9.1%
% of FP17s Relating to Free Repair or Replacements	1	1,059	0.1%	0.6%	0.7%	0.8%
% of FP17s Relating to Continuations	1	1,059	0.1%	1.0%	1.2%	1.3%
% of Patients satisfied with the dentistry they have received	2	2	N/A	94.3%	93.6%	93.2%
% of Patients satisfied with the time they had to wait for an appointment	0	2	N/A	88.1%	89.1%	89.0%

* This is based on patients treated on this contract for their most recent course of treatment. Figures in italics indicate the base number of FP17s or Patient Questionnaire responses are less than 100. N/A is shown where the base number of responses is less than 10 during the period. % is calculated as Quantity/Base number*100

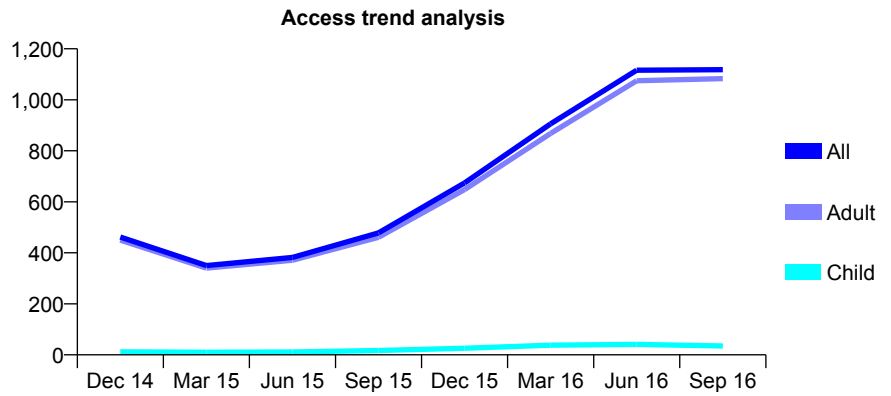
Q67 - Vital Signs At a Glance Contract Report for 664197/0008 - September 2016

Name or company name	MR D RYAN
Contract type name	PDS Contract
Purpose of contract	General
Contract start date	01/04/2011
Contract end date	31/03/2018

16/17 Contracted general activity (UDA)	3,680
Carry forward general activity (UDA)	-74
16/17 Contracted orthodontic activity (UOA)	0
Carry forward orthodontic activity (UOA)	0
Baseline contract value	£187,733.31

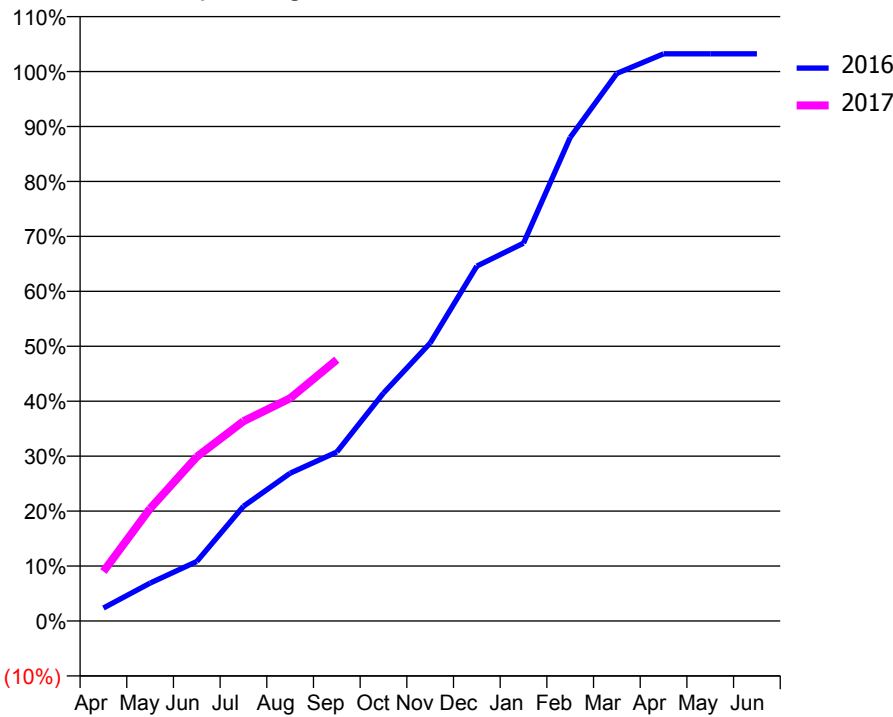
ACCESS*

Patients seen in 24 months	Total	Change since previous quarter
Quarter ending September 2015	478	
Quarter ending December 2015	674	↑
Quarter ending March 2016	906	↑
Quarter ending June 2016	1,116	↑
Quarter ending September 2016	1,118	→
Variance since September 2015	133.9%	↑



ACTIVITY

Cumulative percentage of contracted UDA delivered 2016 & 2017



Month	Adjusted Scheduled Activity (UDA)	
	2016	2017
April	87	332
May	254	753
June	398	1,100
July	769	1,338
August	990	1,492
September	1,132	1,750
October	1,527	
November	1,862	
December	2,377	
January	2,531	
February	3,239	
March	3,667	
April	3,799	
May	3,799	
June	3,799	

QUALITY

	Quantity	Base Number	Contract	AT	Region	England
% of FP17s for the same patient ID Re-attending within 3 months - Children	0	26	0.0%	11.8%	11.8%	12.4%
% of FP17s for the same patient ID Re-attending within 3 months - Adults	2	590	0.3%	17.2%	16.6%	16.7%
% of FP17s for the same patient ID Re-attending between 3 & 9 months - Children	0	26	0.0%	55.4%	60.2%	57.4%
% of FP17s for the same patient ID Re-attending between 3 & 9 months - Adults	3	590	0.5%	48.7%	52.0%	50.5%
% of FP17s for Band 1 Urgent Courses	0	567	0.0%	10.5%	9.4%	9.1%
% of FP17s Relating to Free Repair or Replacements	0	567	0.0%	0.6%	0.7%	0.8%
% of FP17s Relating to Continuations	0	567	0.0%	1.0%	1.2%	1.3%
% of Patients satisfied with the dentistry they have received	0	0	N/A	94.3%	93.6%	93.2%
% of Patients satisfied with the time they had to wait for an appointment	0	0	N/A	88.1%	89.1%	89.0%

* This is based on patients treated on this contract for their most recent course of treatment. Figures in italics indicate the base number of FP17s or Patient Questionnaire responses are less than 100. N/A is shown where the base number of responses is less than 10 during the period. % is calculated as Quantity/Base number*100

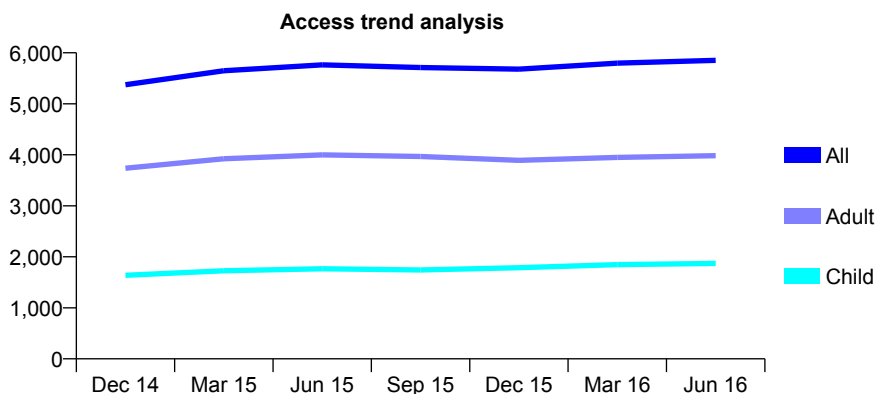
Q67 - Vital Signs At a Glance Contract Report for 678481/0001 - September 2016

Name or company name	MR R TRIVEDI
Contract type name	GDS Contract
Purpose of contract	General
Contract start date	01/04/2006
Contract end date	

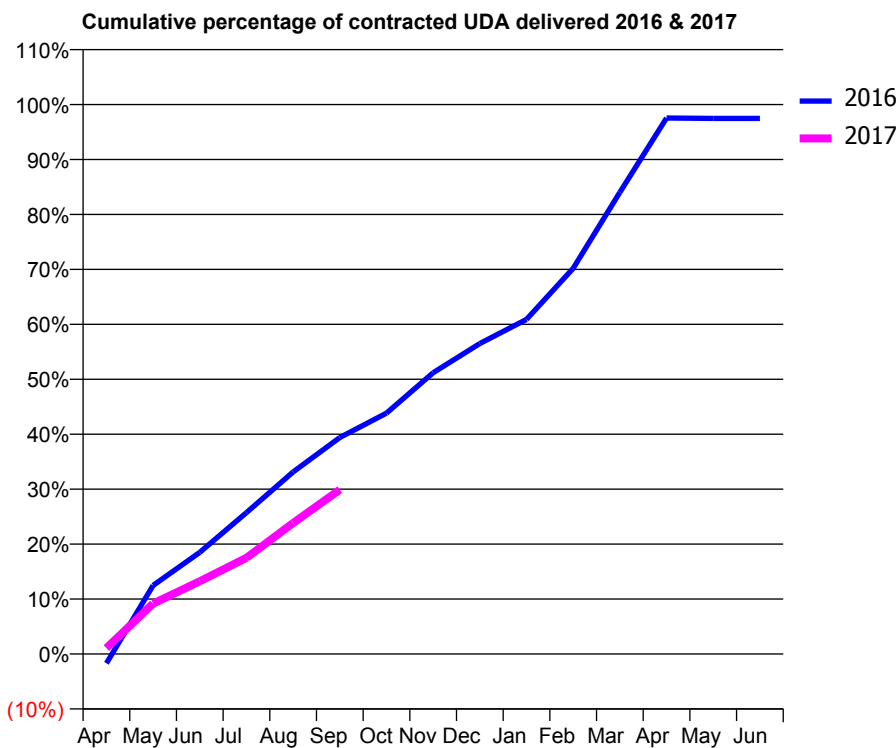
16/17 Contracted general activity (UDA)	15,541
Carry forward general activity (UDA)	394
16/17 Contracted orthodontic activity (UOA)	0
Carry forward orthodontic activity (UOA)	0
Baseline contract value	£401,122.77

ACCESS*

Patients seen in 24 months	Total	Change since previous quarter
Quarter ending September 2015	5,711	
Quarter ending December 2015	5,680	→
Quarter ending March 2016	5,798	↑
Quarter ending June 2016	5,852	→
Quarter ending September 2016	0	
Variance since September 2015	N/A	



ACTIVITY



Month	Adjusted Scheduled Activity (UDA)	
	2016	2017
April	-267	166
May	1,941	1,427
June	2,875	2,059
July	4,000	2,720
August	5,150	3,705
September	6,125	4,650
October	6,811	
November	7,954	
December	8,783	
January	9,464	
February	10,907	
March	13,060	
April	15,158	
May	15,147	
June	15,147	

QUALITY

	Quantity	Base Number	Contract	AT	Region	England
% of FP17s for the same patient ID Re-attending within 3 months - Children	112	1,059	10.6%	11.8%	11.8%	12.4%
% of FP17s for the same patient ID Re-attending within 3 months - Adults	452	2,199	20.6%	17.2%	16.6%	16.7%
% of FP17s for the same patient ID Re-attending between 3 & 9 months - Children	425	1,059	40.1%	55.4%	60.2%	57.4%
% of FP17s for the same patient ID Re-attending between 3 & 9 months - Adults	697	2,199	31.7%	48.7%	52.0%	50.5%
% of FP17s for Band 1 Urgent Courses	394	2,078	19.0%	10.5%	9.4%	9.1%
% of FP17s Relating to Free Repair or Replacements	1	2,078	0.0%	0.6%	0.7%	0.8%
% of FP17s Relating to Continuations	50	2,078	2.4%	1.0%	1.2%	1.3%
% of Patients satisfied with the dentistry they have received	20	20	100.0%	94.3%	93.6%	93.2%
% of Patients satisfied with the time they had to wait for an appointment	17	20	85.0%	88.1%	89.1%	89.0%

* This is based on patients treated on this contract for their most recent course of treatment. Figures in italics indicate the base number of FP17s or Patient Questionnaire responses are less than 100. N/A is shown where the base number of responses is less than 10 during the period. % is calculated as Quantity/Base number*100

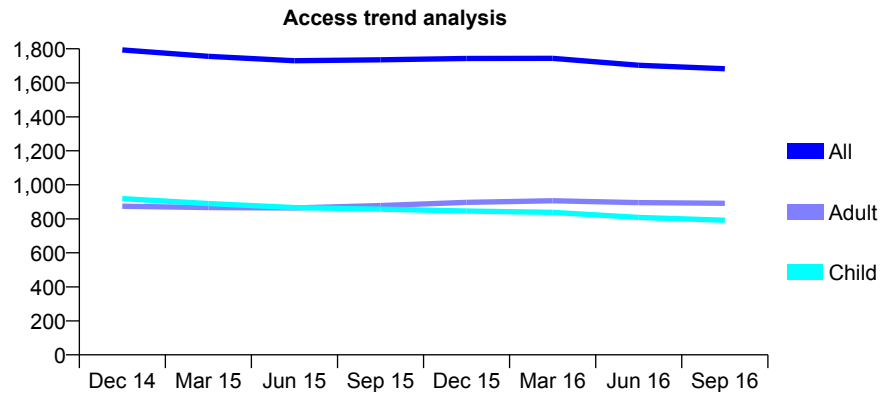
Q67 - Vital Signs At a Glance Contract Report for 687421/0001 - September 2016

Name or company name	MR VM MOODALEY
Contract type name	GDS Contract
Purpose of contract	General
Contract start date	09/05/2011
Contract end date	

16/17 Contracted general activity (UDA)	5,770
Carry forward general activity (UDA)	0
16/17 Contracted orthodontic activity (UOA)	0
Carry forward orthodontic activity (UOA)	0
Baseline contract value	£128,235.12

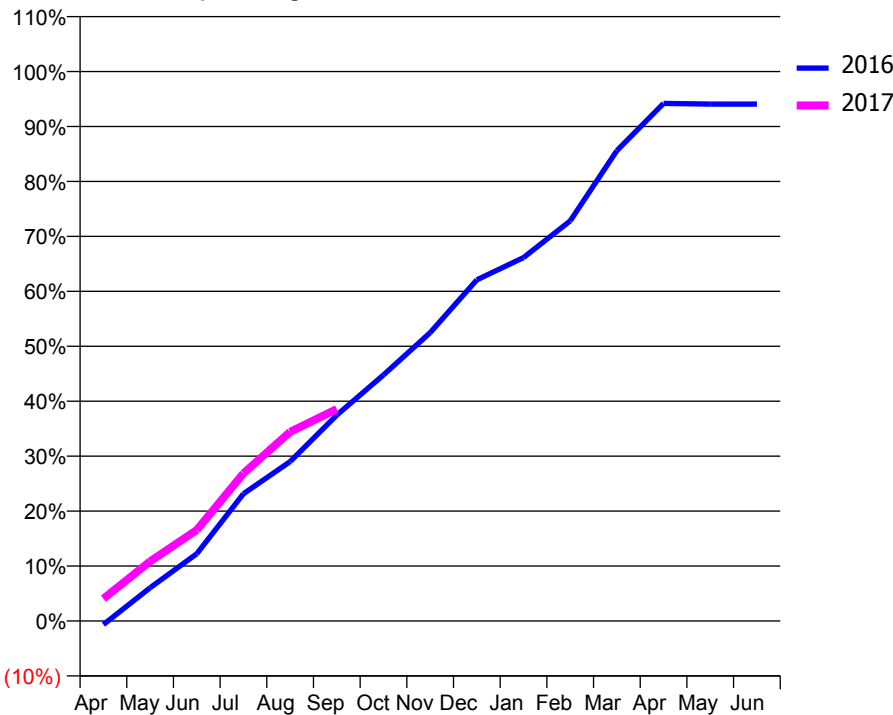
ACCESS*

Patients seen in 24 months	Total	Change since previous quarter
Quarter ending September 2015	1,735	
Quarter ending December 2015	1,743	→
Quarter ending March 2016	1,744	→
Quarter ending June 2016	1,703	↓
Quarter ending September 2016	1,683	↓
Variance since September 2015	(3.0%)	↓



ACTIVITY

Cumulative percentage of contracted UDA delivered 2016 & 2017



Month	Adjusted Scheduled Activity (UDA)	
	2016	2017
April	-39	235
May	349	626
June	707	955
July	1,336	1,551
August	1,675	1,987
September	2,163	2,226
October	2,584	
November	3,029	
December	3,582	
January	3,816	
February	4,201	
March	4,939	
April	5,435	
May	5,428	
June	5,428	

QUALITY

	Quantity	Base Number	Contract	AT	Region	England
% of FP17s for the same patient ID Re-attending within 3 months - Children	30	562	5.3%	11.8%	11.8%	12.4%
% of FP17s for the same patient ID Re-attending within 3 months - Adults	79	611	12.9%	17.2%	16.6%	16.7%
% of FP17s for the same patient ID Re-attending between 3 & 9 months - Children	382	562	68.0%	55.4%	60.2%	57.4%
% of FP17s for the same patient ID Re-attending between 3 & 9 months - Adults	378	611	61.9%	48.7%	52.0%	50.5%
% of FP17s for Band 1 Urgent Courses	39	1,002	3.9%	10.5%	9.4%	9.1%
% of FP17s Relating to Free Repair or Replacements	0	1,002	0.0%	0.6%	0.7%	0.8%
% of FP17s Relating to Continuations	0	1,002	0.0%	1.0%	1.2%	1.3%
% of Patients satisfied with the dentistry they have received	2	2	N/A	94.3%	93.6%	93.2%
% of Patients satisfied with the time they had to wait for an appointment	2	2	N/A	88.1%	89.1%	89.0%

* This is based on patients treated on this contract for their most recent course of treatment. Figures in italics indicate the base number of FP17s or Patient Questionnaire responses are less than 100. N/A is shown where the base number of responses is less than 10 during the period. % is calculated as Quantity/Base number*100

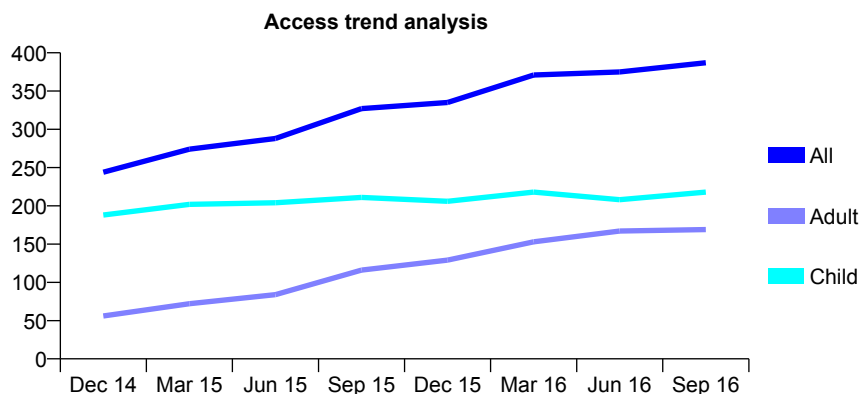
Q67 - Vital Signs At a Glance Contract Report for 719439/0001 - September 2016

Name or company name	MR JR PATEL
Contract type name	GDS Contract
Purpose of contract	General
Contract start date	01/04/2014
Contract end date	

16/17 Contracted general activity (UDA)	1,000
Carry forward general activity (UDA)	-20
16/17 Contracted orthodontic activity (UOA)	0
Carry forward orthodontic activity (UOA)	0
Baseline contract value	£24,450.38

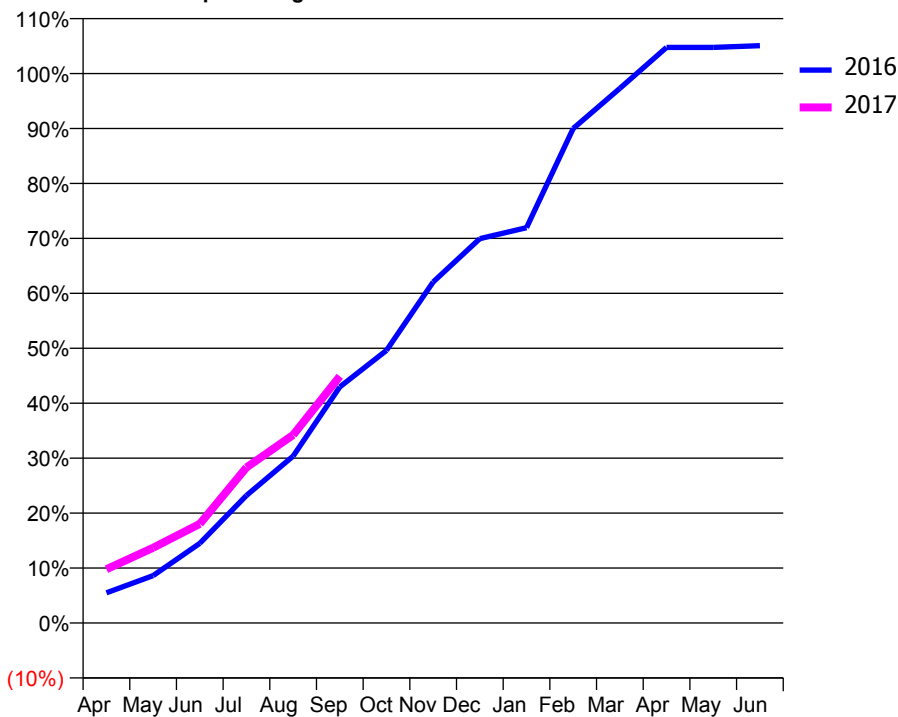
ACCESS*

Patients seen in 24 months	Total	Change since previous quarter
Quarter ending September 2015	327	
Quarter ending December 2015	335	↑
Quarter ending March 2016	371	↑
Quarter ending June 2016	375	→
Quarter ending September 2016	387	↑
Variance since September 2015	18.3%	↑



ACTIVITY

Cumulative percentage of contracted UDA delivered 2016 & 2017



Adjusted Scheduled Activity (UDA)

Month	2016	2017
April	55	98
May	86	137
June	145	180
July	232	283
August	304	342
September	430	449
October	496	
November	621	
December	699	
January	719	
February	900	
March	973	
April	1,048	
May	1,048	
June	1,051	

QUALITY

	Quantity	Base Number	Contract	AT	Region	England
% of FP17s for the same patient ID Re-attending within 3 months - Children	11	214	5.1%	11.8%	11.8%	12.4%
% of FP17s for the same patient ID Re-attending within 3 months - Adults	14	104	13.5%	17.2%	16.6%	16.7%
% of FP17s for the same patient ID Re-attending between 3 & 9 months - Children	160	214	74.8%	55.4%	60.2%	57.4%
% of FP17s for the same patient ID Re-attending between 3 & 9 months - Adults	43	104	41.3%	48.7%	52.0%	50.5%
% of FP17s for Band 1 Urgent Courses	15	272	5.5%	10.5%	9.4%	9.1%
% of FP17s Relating to Free Repair or Replacements	0	272	0.0%	0.6%	0.7%	0.8%
% of FP17s Relating to Continuations	0	272	0.0%	1.0%	1.2%	1.3%
% of Patients satisfied with the dentistry they have received	0	0	N/A	94.3%	93.6%	93.2%
% of Patients satisfied with the time they had to wait for an appointment	0	0	N/A	88.1%	89.1%	89.0%

* This is based on patients treated on this contract for their most recent course of treatment. Figures in italics indicate the base number of FP17s or Patient Questionnaire responses are less than 100. N/A is shown where the base number of responses is less than 10 during the period. % is calculated as Quantity/Base number*100

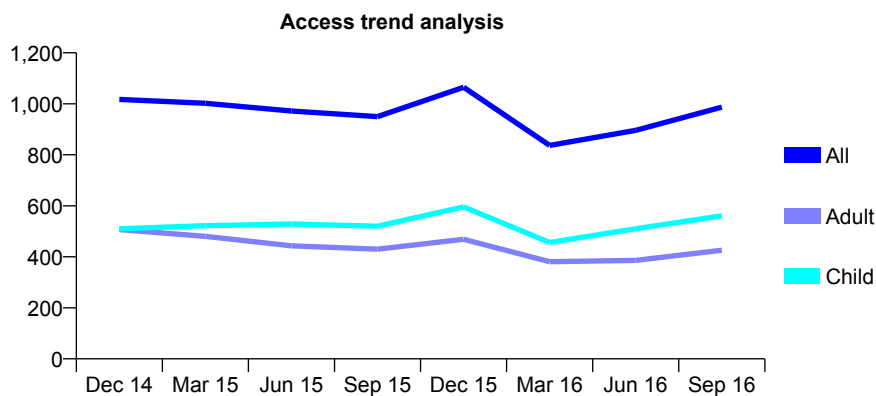
Q67 - Vital Signs At a Glance Contract Report for 732214/0001 - September 2016

Name or company name	MR RH KING
Contract type name	GDS Contract
Purpose of contract	General
Contract start date	01/04/2006
Contract end date	

16/17 Contracted general activity (UDA)	2,399
Carry forward general activity (UDA)	-8
16/17 Contracted orthodontic activity (UOA)	0
Carry forward orthodontic activity (UOA)	0
Baseline contract value	£77,172.71

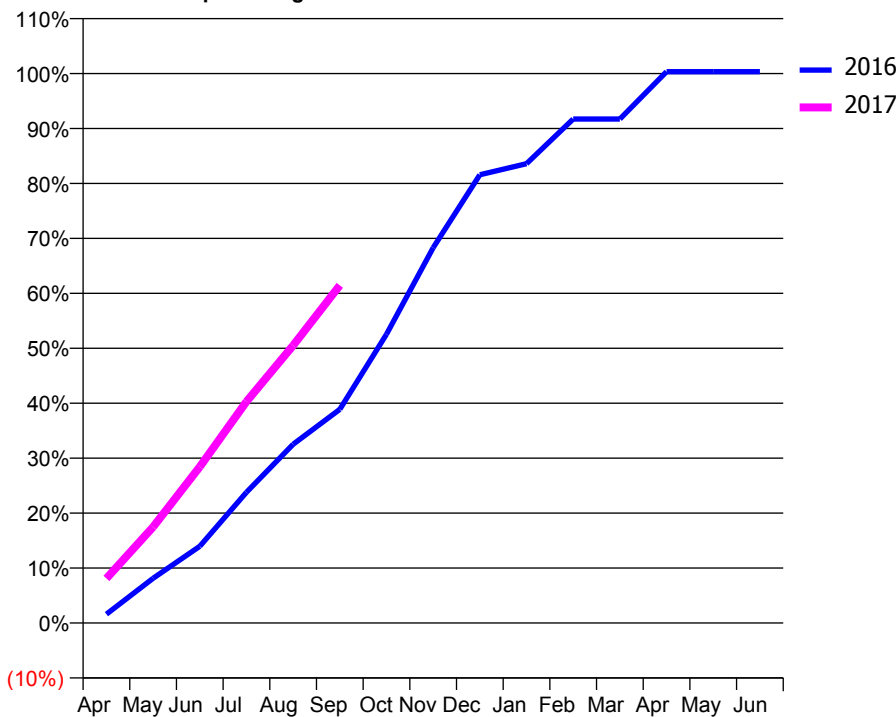
ACCESS*

Patients seen in 24 months	Total	Change since previous quarter
Quarter ending September 2015	950	
Quarter ending December 2015	1,065	↑
Quarter ending March 2016	837	↓
Quarter ending June 2016	896	↑
Quarter ending September 2016	987	↑
Variance since September 2015	3.9%	↑



ACTIVITY

Cumulative percentage of contracted UDA delivered 2016 & 2017



Adjusted Scheduled Activity (UDA)

Month	2016	2017
April	39	195
May	195	419
June	335	682
July	571	967
August	780	1,212
September	933	1,475
October	1,261	
November	1,639	
December	1,957	
January	2,005	
February	2,200	
March	2,200	
April	2,407	
May	2,407	
June	2,407	

QUALITY

	Quantity	Base Number	Contract	AT	Region	England
% of FP17s for the same patient ID Re-attending within 3 months - Children	25	463	5.4%	11.8%	11.8%	12.4%
% of FP17s for the same patient ID Re-attending within 3 months - Adults	43	317	13.6%	17.2%	16.6%	16.7%
% of FP17s for the same patient ID Re-attending between 3 & 9 months - Children	159	463	34.3%	55.4%	60.2%	57.4%
% of FP17s for the same patient ID Re-attending between 3 & 9 months - Adults	95	317	30.0%	48.7%	52.0%	50.5%
% of FP17s for Band 1 Urgent Courses	103	693	14.9%	10.5%	9.4%	9.1%
% of FP17s Relating to Free Repair or Replacements	0	693	0.0%	0.6%	0.7%	0.8%
% of FP17s Relating to Continuations	9	693	1.3%	1.0%	1.2%	1.3%
% of Patients satisfied with the dentistry they have received	1	1	N/A	94.3%	93.6%	93.2%
% of Patients satisfied with the time they had to wait for an appointment	1	1	N/A	88.1%	89.1%	89.0%

* This is based on patients treated on this contract for their most recent course of treatment. Figures in italics indicate the base number of FP17s or Patient Questionnaire responses are less than 100. N/A is shown where the base number of responses is less than 10 during the period. % is calculated as Quantity/Base number*100

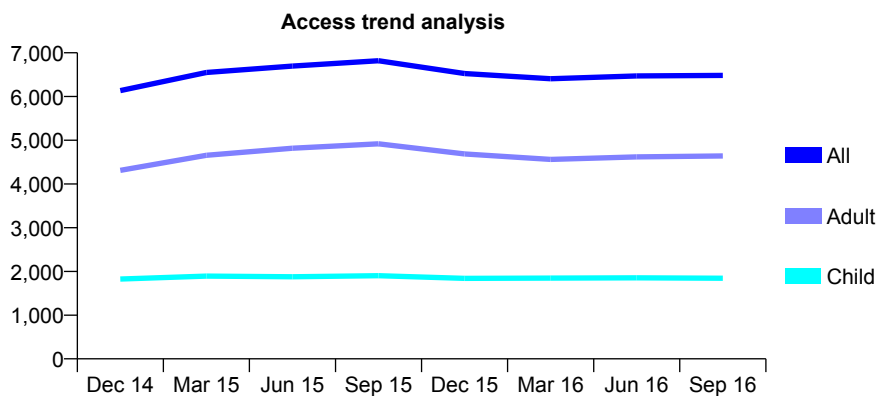
Q67 - Vital Signs At a Glance Contract Report for 736643/0001 - September 2016

Name or company name	MR RM BROWNE
Contract type name	GDS Contract
Purpose of contract	General
Contract start date	01/04/2006
Contract end date	

16/17 Contracted general activity (UDA)	16,666
Carry forward general activity (UDA)	637
16/17 Contracted orthodontic activity (UOA)	0
Carry forward orthodontic activity (UOA)	0
Baseline contract value	£388,656.29

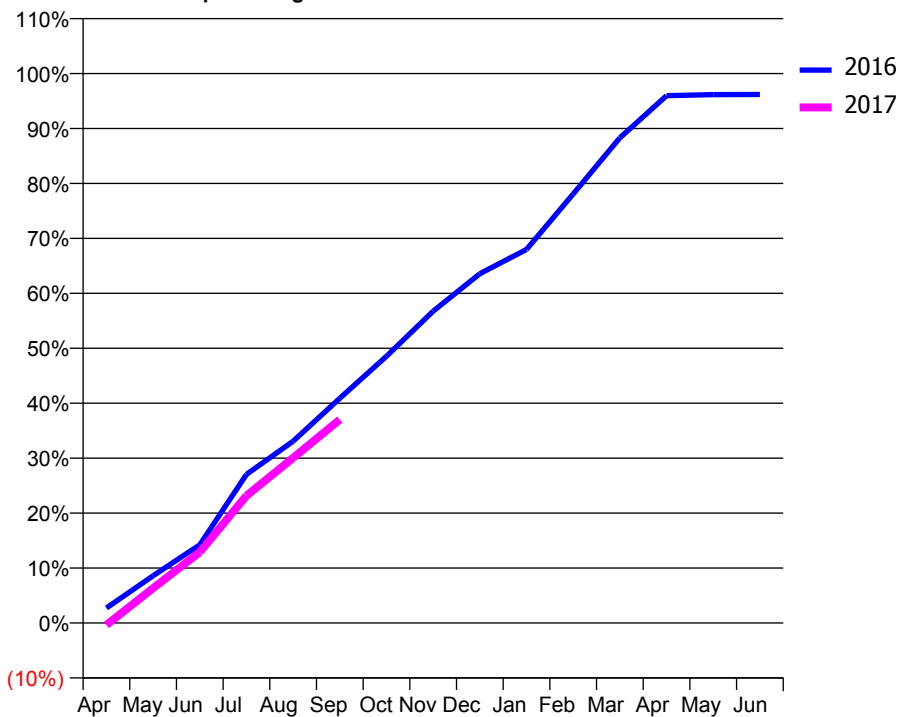
ACCESS*

Patients seen in 24 months	Total	Change since previous quarter
Quarter ending September 2015	6,818	
Quarter ending December 2015	6,527	↓
Quarter ending March 2016	6,407	↓
Quarter ending June 2016	6,472	→
Quarter ending September 2016	6,483	→
Variance since September 2015	(4.9%)	↓



ACTIVITY

Cumulative percentage of contracted UDA delivered 2016 & 2017



Month	Adjusted Scheduled Activity (UDA)	
	2016	2017
April	453	-64
May	1,432	1,059
June	2,373	2,148
July	4,508	3,861
August	5,514	5,009
September	6,818	6,168
October	8,091	
November	9,457	
December	10,595	
January	11,329	
February	13,014	
March	14,714	
April	15,992	
May	16,024	
June	16,029	

QUALITY

	Quantity	Base Number	Contract	AT	Region	England
% of FP17s for the same patient ID Re-attending within 3 months - Children	100	1,174	8.5%	11.8%	11.8%	12.4%
% of FP17s for the same patient ID Re-attending within 3 months - Adults	480	3,011	15.9%	17.2%	16.6%	16.7%
% of FP17s for the same patient ID Re-attending between 3 & 9 months - Children	585	1,174	49.8%	55.4%	60.2%	57.4%
% of FP17s for the same patient ID Re-attending between 3 & 9 months - Adults	1,384	3,011	46.0%	48.7%	52.0%	50.5%
% of FP17s for Band 1 Urgent Courses	587	3,542	16.6%	10.5%	9.4%	9.1%
% of FP17s Relating to Free Repair or Replacements	22	3,542	0.6%	0.6%	0.7%	0.8%
% of FP17s Relating to Continuations	11	3,542	0.3%	1.0%	1.2%	1.3%
% of Patients satisfied with the dentistry they have received	9	10	90.0%	94.3%	93.6%	93.2%
% of Patients satisfied with the time they had to wait for an appointment	8	10	80.0%	88.1%	89.1%	89.0%

* This is based on patients treated on this contract for their most recent course of treatment. Figures in italics indicate the base number of FP17s or Patient Questionnaire responses are less than 100. N/A is shown where the base number of responses is less than 10 during the period. % is calculated as Quantity/Base number*100

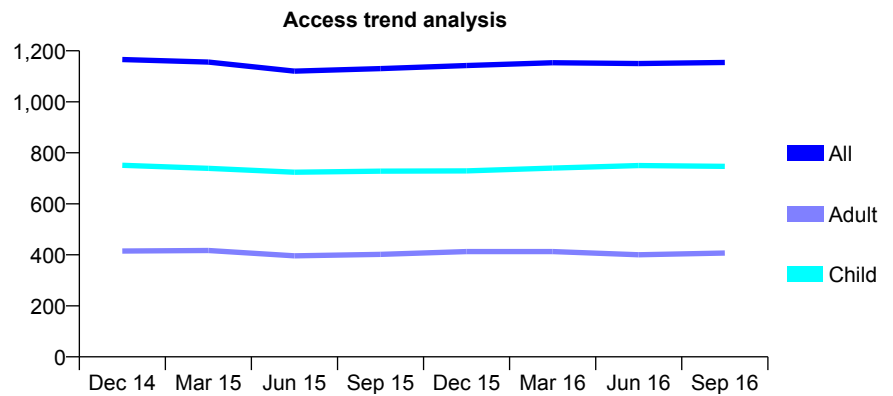
Q67 - Vital Signs At a Glance Contract Report for 740160/0002 - September 2016

Name or company name	MISS HS ABEL
Contract type name	GDS Contract
Purpose of contract	General
Contract start date	01/05/2006
Contract end date	

16/17 Contracted general activity (UDA)	2,394
Carry forward general activity (UDA)	17
16/17 Contracted orthodontic activity (UOA)	0
Carry forward orthodontic activity (UOA)	0
Baseline contract value	£59,178.05

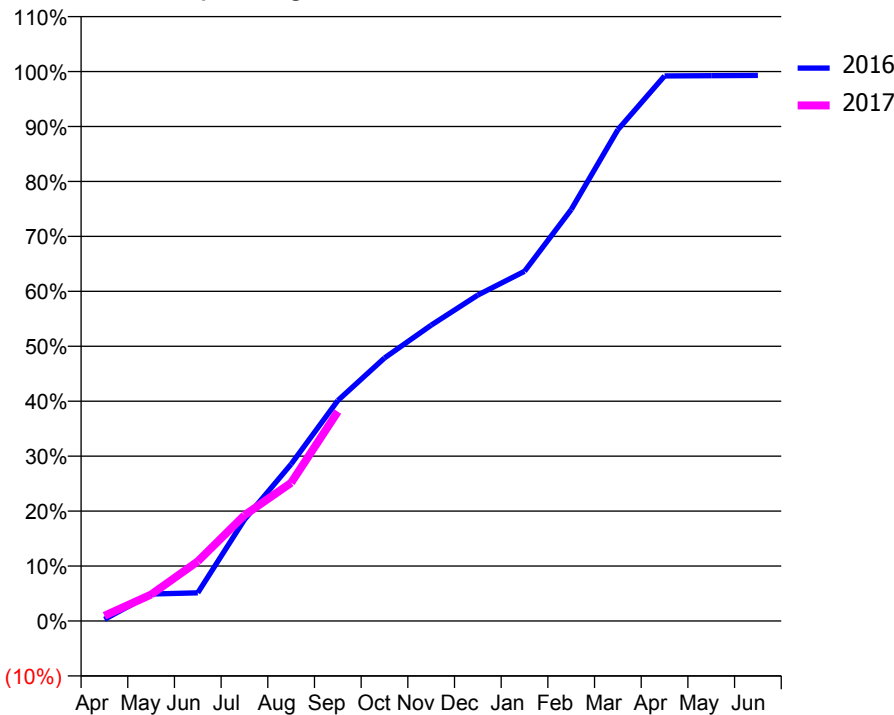
ACCESS*

Patients seen in 24 months	Total	Change since previous quarter
Quarter ending September 2015	1,130	
Quarter ending December 2015	1,142	→
Quarter ending March 2016	1,153	→
Quarter ending June 2016	1,150	→
Quarter ending September 2016	1,154	→
Variance since September 2015	2.1%	↑



ACTIVITY

Cumulative percentage of contracted UDA delivered 2016 & 2017



Month	Adjusted Scheduled Activity (UDA)	
	2016	2017
April	7	23
May	118	115
June	123	260
July	442	461
August	683	602
September	961	912
October	1,146	
November	1,289	
December	1,420	
January	1,524	
February	1,793	
March	2,140	
April	2,375	
May	2,376	
June	2,377	

QUALITY

	Quantity	Base Number	Contract	AT	Region	England
% of FP17s for the same patient ID Re-attending within 3 months - Children	25	508	4.9%	11.8%	11.8%	12.4%
% of FP17s for the same patient ID Re-attending within 3 months - Adults	33	199	16.6%	17.2%	16.6%	16.7%
% of FP17s for the same patient ID Re-attending between 3 & 9 months - Children	269	508	53.0%	55.4%	60.2%	57.4%
% of FP17s for the same patient ID Re-attending between 3 & 9 months - Adults	77	199	38.7%	48.7%	52.0%	50.5%
% of FP17s for Band 1 Urgent Courses	20	612	3.3%	10.5%	9.4%	9.1%
% of FP17s Relating to Free Repair or Replacements	0	612	0.0%	0.6%	0.7%	0.8%
% of FP17s Relating to Continuations	0	612	0.0%	1.0%	1.2%	1.3%
% of Patients satisfied with the dentistry they have received	0	0	N/A	94.3%	93.6%	93.2%
% of Patients satisfied with the time they had to wait for an appointment	0	0	N/A	88.1%	89.1%	89.0%

* This is based on patients treated on this contract for their most recent course of treatment. Figures in italics indicate the base number of FP17s or Patient Questionnaire responses are less than 100. N/A is shown where the base number of responses is less than 10 during the period. % is calculated as Quantity/Base number*100

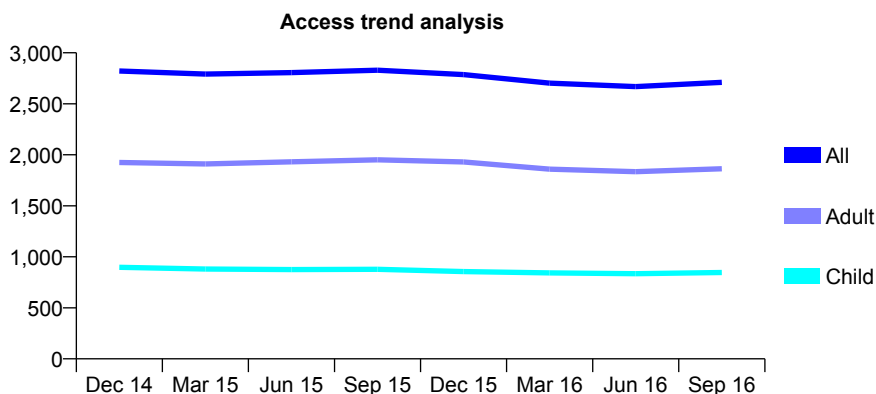
Q67 - Vital Signs At a Glance Contract Report for 741299/0001 - September 2016

Name or company name	MISS DH QUIGLEY
Contract type name	GDS Contract
Purpose of contract	General
Contract start date	01/04/2006
Contract end date	

16/17 Contracted general activity (UDA)	8,032
Carry forward general activity (UDA)	-8
16/17 Contracted orthodontic activity (UOA)	0
Carry forward orthodontic activity (UOA)	0
Baseline contract value	£196,385.58

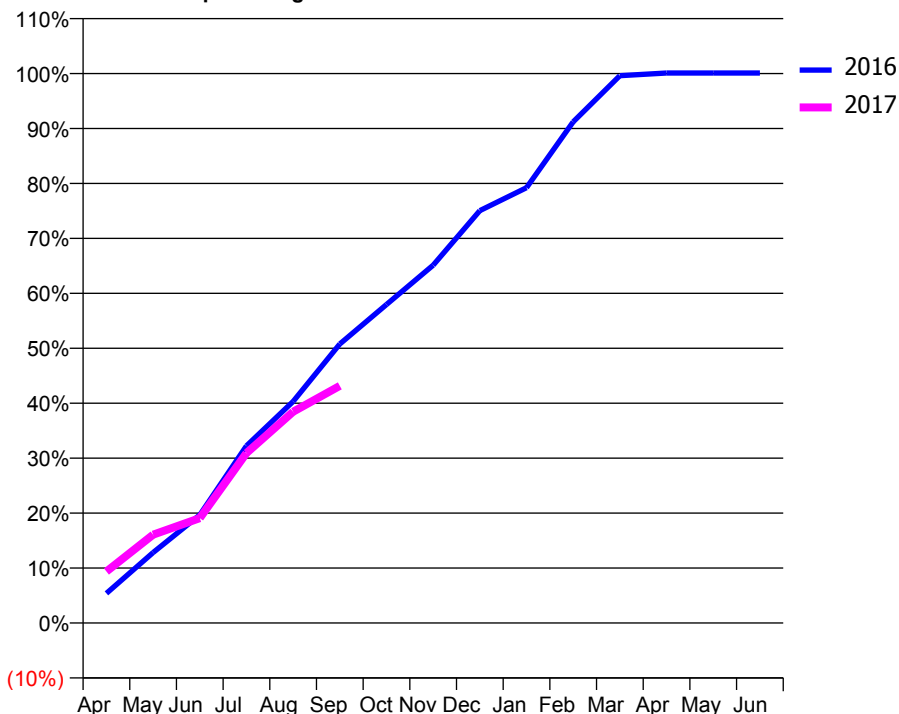
ACCESS*

Patients seen in 24 months	Total	Change since previous quarter
Quarter ending September 2015	2,829	
Quarter ending December 2015	2,786	↓
Quarter ending March 2016	2,703	↓
Quarter ending June 2016	2,669	↓
Quarter ending September 2016	2,711	→
Variance since September 2015	(4.2%)	↓



ACTIVITY

Cumulative percentage of contracted UDA delivered 2016 & 2017



Adjusted Scheduled Activity (UDA)

Month	2016	2017
April	433	753
May	1,029	1,291
June	1,580	1,533
July	2,589	2,485
August	3,239	3,089
September	4,079	3,467
October	4,655	
November	5,231	
December	6,028	
January	6,363	
February	7,327	
March	8,001	
April	8,040	
May	8,040	
June	8,040	

QUALITY

	Quantity	Base Number	Contract	AT	Region	England
% of FP17s for the same patient ID Re-attending within 3 months - Children	63	609	10.3%	11.8%	11.8%	12.4%
% of FP17s for the same patient ID Re-attending within 3 months - Adults	173	1,229	14.1%	17.2%	16.6%	16.7%
% of FP17s for the same patient ID Re-attending between 3 & 9 months - Children	375	609	61.6%	55.4%	60.2%	57.4%
% of FP17s for the same patient ID Re-attending between 3 & 9 months - Adults	630	1,229	51.3%	48.7%	52.0%	50.5%
% of FP17s for Band 1 Urgent Courses	118	1,819	6.5%	10.5%	9.4%	9.1%
% of FP17s Relating to Free Repair or Replacements	2	1,819	0.1%	0.6%	0.7%	0.8%
% of FP17s Relating to Continuations	42	1,819	2.3%	1.0%	1.2%	1.3%
% of Patients satisfied with the dentistry they have received	6	6	N/A	94.3%	93.6%	93.2%
% of Patients satisfied with the time they had to wait for an appointment	6	6	N/A	88.1%	89.1%	89.0%

* This is based on patients treated on this contract for their most recent course of treatment. Figures in italics indicate the base number of FP17s or Patient Questionnaire responses are less than 100. N/A is shown where the base number of responses is less than 10 during the period. % is calculated as Quantity/Base number*100

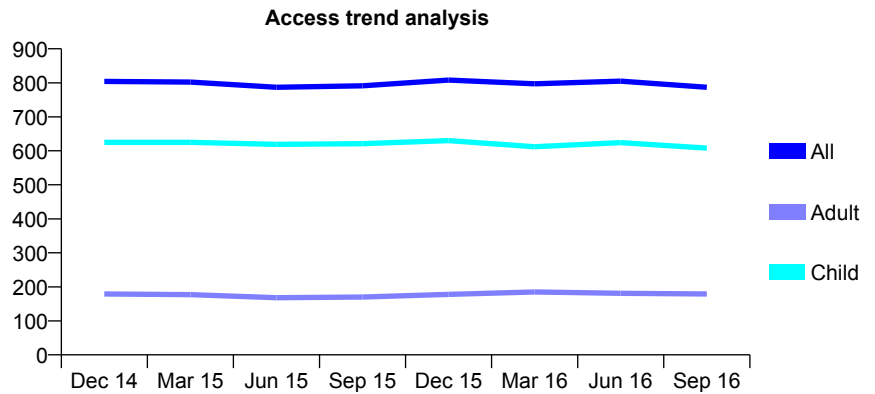
Q67 - Vital Signs At a Glance Contract Report for 741442/0001 - September 2016

Name or company name	MR IC SMALL
Contract type name	GDS Contract
Purpose of contract	General
Contract start date	01/04/2006
Contract end date	

16/17 Contracted general activity (UDA)	1,444
Carry forward general activity (UDA)	0
16/17 Contracted orthodontic activity (UOA)	0
Carry forward orthodontic activity (UOA)	0
Baseline contract value	£32,093.88

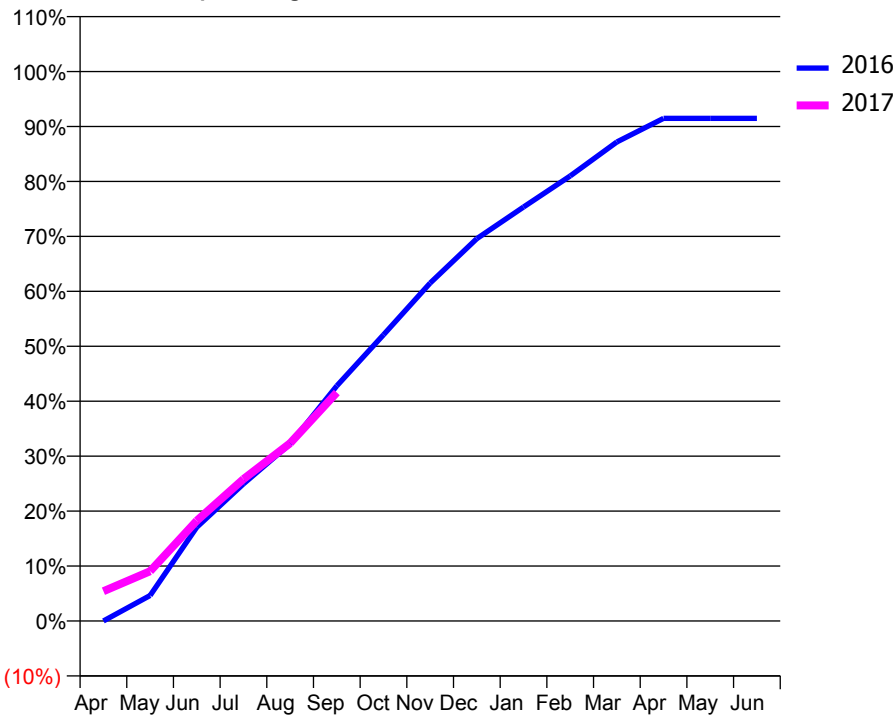
ACCESS*

Patients seen in 24 months	Total	Change since previous quarter
Quarter ending September 2015	791	
Quarter ending December 2015	808	↑
Quarter ending March 2016	797	↓
Quarter ending June 2016	805	→
Quarter ending September 2016	787	↓
Variance since September 2015	(0.5%)	→



ACTIVITY

Cumulative percentage of contracted UDA delivered 2016 & 2017



Month	Adjusted Scheduled Activity (UDA)	
	2016	2017
April	0	78
May	67	131
June	246	264
July	360	373
August	465	467
September	618	600
October	752	
November	888	
December	1,005	
January	1,088	
February	1,170	
March	1,259	
April	1,321	
May	1,321	
June	1,321	

QUALITY

	Quantity	Base Number	Contract	AT	Region	England
% of FP17s for the same patient ID Re-attending within 3 months - Children	24	381	6.3%	11.8%	11.8%	12.4%
% of FP17s for the same patient ID Re-attending within 3 months - Adults	3	55	5.5%	17.2%	16.6%	16.7%
% of FP17s for the same patient ID Re-attending between 3 & 9 months - Children	129	381	33.9%	55.4%	60.2%	57.4%
% of FP17s for the same patient ID Re-attending between 3 & 9 months - Adults	18	55	32.7%	48.7%	52.0%	50.5%
% of FP17s for Band 1 Urgent Courses	12	390	3.1%	10.5%	9.4%	9.1%
% of FP17s Relating to Free Repair or Replacements	0	390	0.0%	0.6%	0.7%	0.8%
% of FP17s Relating to Continuations	0	390	0.0%	1.0%	1.2%	1.3%
% of Patients satisfied with the dentistry they have received	0	0	N/A	94.3%	93.6%	93.2%
% of Patients satisfied with the time they had to wait for an appointment	0	0	N/A	88.1%	89.1%	89.0%

* This is based on patients treated on this contract for their most recent course of treatment. Figures in italics indicate the base number of FP17s or Patient Questionnaire responses are less than 100. N/A is shown where the base number of responses is less than 10 during the period. % is calculated as Quantity/Base number*100

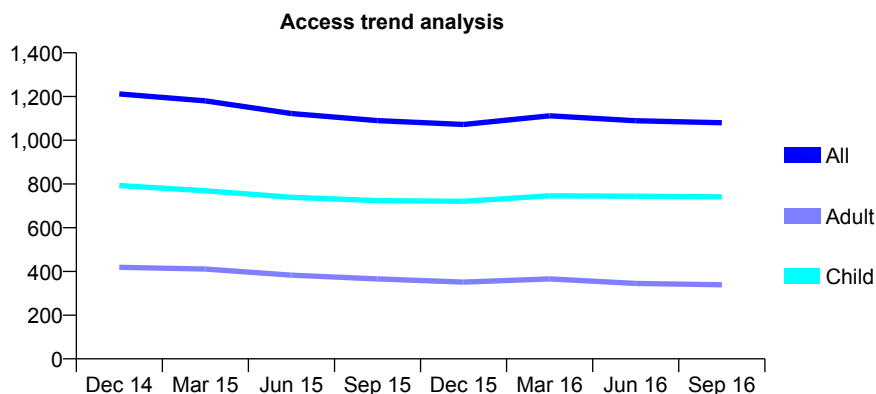
Q67 - Vital Signs At a Glance Contract Report for 741809/0001 - September 2016

Name or company name	MISS KS LEWIS
Contract type name	GDS Contract
Purpose of contract	General
Contract start date	01/04/2006
Contract end date	

16/17 Contracted general activity (UDA)	2,302
Carry forward general activity (UDA)	0
16/17 Contracted orthodontic activity (UOA)	0
Carry forward orthodontic activity (UOA)	0
Baseline contract value	£51,163.50

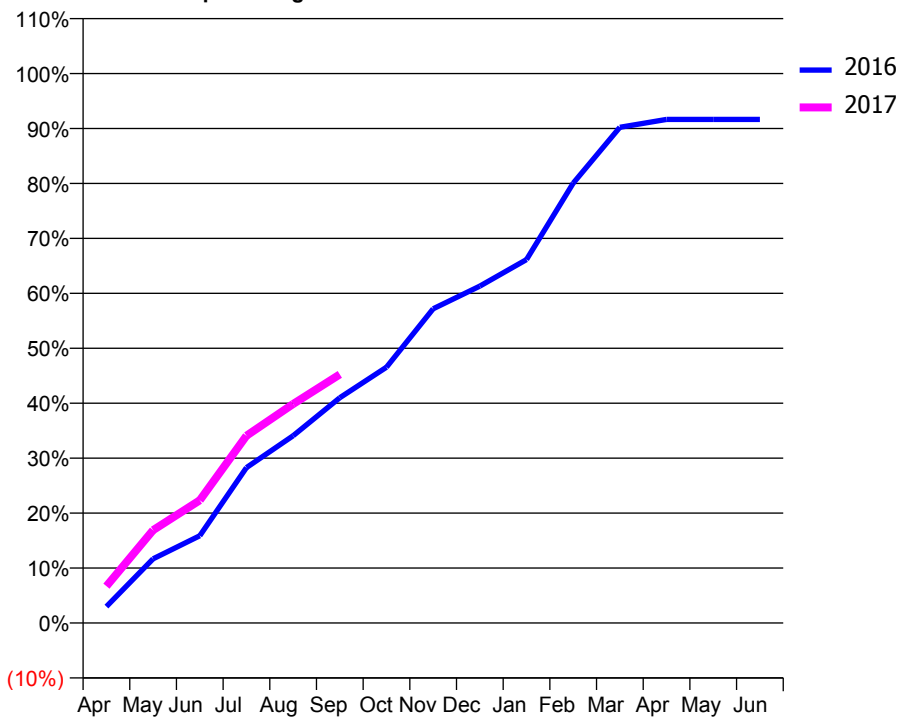
ACCESS*

Patients seen in 24 months	Total	Change since previous quarter
Quarter ending September 2015	1,090	
Quarter ending December 2015	1,072	↓
Quarter ending March 2016	1,112	↑
Quarter ending June 2016	1,089	↓
Quarter ending September 2016	1,080	→
Variance since September 2015	(0.9%)	→



ACTIVITY

Cumulative percentage of contracted UDA delivered 2016 & 2017



Month	Adjusted Scheduled Activity (UDA)	
	2016	2017
April	69	154
May	269	389
June	366	514
July	651	785
August	785	918
September	944	1,042
October	1,072	
November	1,316	
December	1,412	
January	1,523	
February	1,843	
March	2,077	
April	2,110	
May	2,110	
June	2,110	

QUALITY

	Quantity	Base Number	Contract	AT	Region	England
% of FP17s for the same patient ID Re-attending within 3 months - Children	24	546	4.4%	11.8%	11.8%	12.4%
% of FP17s for the same patient ID Re-attending within 3 months - Adults	26	191	13.6%	17.2%	16.6%	16.7%
% of FP17s for the same patient ID Re-attending between 3 & 9 months - Children	321	546	58.8%	55.4%	60.2%	57.4%
% of FP17s for the same patient ID Re-attending between 3 & 9 months - Adults	95	191	49.7%	48.7%	52.0%	50.5%
% of FP17s for Band 1 Urgent Courses	9	695	1.3%	10.5%	9.4%	9.1%
% of FP17s Relating to Free Repair or Replacements	0	695	0.0%	0.6%	0.7%	0.8%
% of FP17s Relating to Continuations	16	695	2.3%	1.0%	1.2%	1.3%
% of Patients satisfied with the dentistry they have received	0	0	N/A	94.3%	93.6%	93.2%
% of Patients satisfied with the time they had to wait for an appointment	0	0	N/A	88.1%	89.1%	89.0%

* This is based on patients treated on this contract for their most recent course of treatment. Figures in italics indicate the base number of FP17s or Patient Questionnaire responses are less than 100. N/A is shown where the base number of responses is less than 10 during the period. % is calculated as Quantity/Base number*100

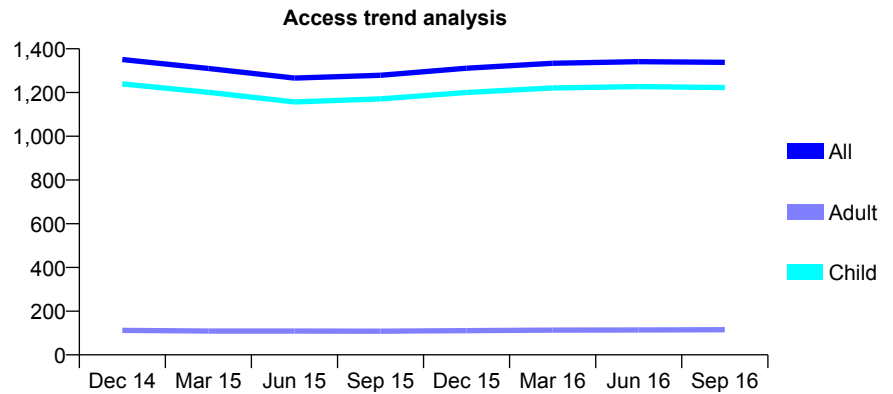
Q67 - Vital Signs At a Glance Contract Report for 742023/0001 - September 2016

Name or company name	MR KP BAKER
Contract type name	GDS Contract
Purpose of contract	General
Contract start date	01/04/2006
Contract end date	

16/17 Contracted general activity (UDA)	2,200
Carry forward general activity (UDA)	0
16/17 Contracted orthodontic activity (UOA)	0
Carry forward orthodontic activity (UOA)	0
Baseline contract value	£48,896.50

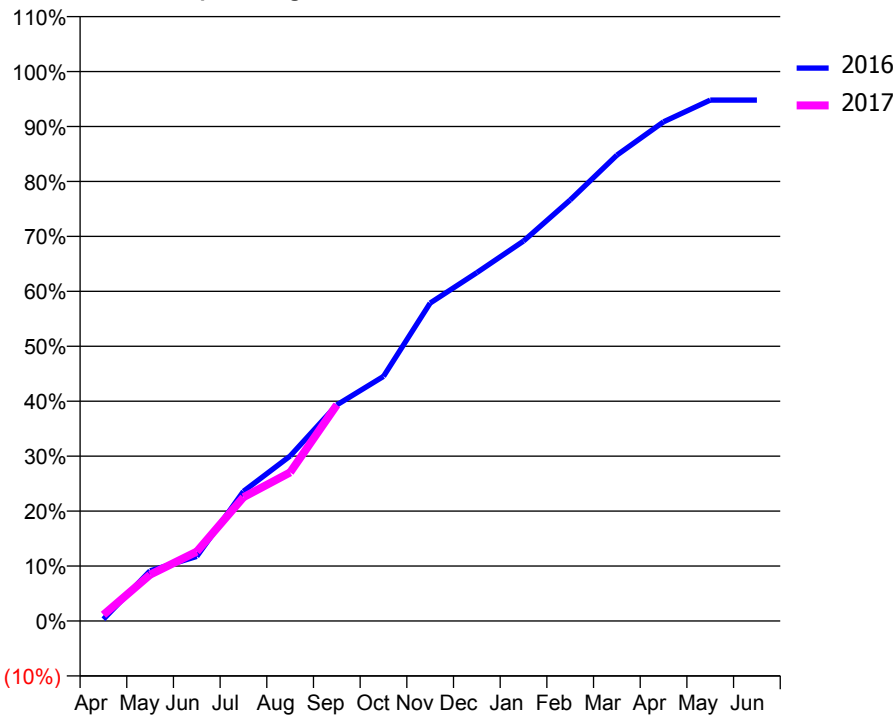
ACCESS*

Patients seen in 24 months	Total	Change since previous quarter
Quarter ending September 2015	1,279	
Quarter ending December 2015	1,311	↑
Quarter ending March 2016	1,334	→
Quarter ending June 2016	1,341	→
Quarter ending September 2016	1,338	→
Variance since September 2015	4.6%	↑



ACTIVITY

Cumulative percentage of contracted UDA delivered 2016 & 2017



Month	Adjusted Scheduled Activity (UDA)	
	2016	2017
April	7	25
May	201	186
June	258	278
July	519	496
August	661	595
September	865	865
October	980	
November	1,273	
December	1,395	
January	1,521	
February	1,686	
March	1,865	
April	1,999	
May	2,086	
June	2,086	

QUALITY

	Quantity	Base Number	Contract	AT	Region	England
% of FP17s for the same patient ID Re-attending within 3 months - Children	58	883	6.6%	11.8%	11.8%	12.4%
% of FP17s for the same patient ID Re-attending within 3 months - Adults	0	2	0.0%	17.2%	16.6%	16.7%
% of FP17s for the same patient ID Re-attending between 3 & 9 months - Children	456	883	51.6%	55.4%	60.2%	57.4%
% of FP17s for the same patient ID Re-attending between 3 & 9 months - Adults	2	2	100.0%	48.7%	52.0%	50.5%
% of FP17s for Band 1 Urgent Courses	26	704	3.7%	10.5%	9.4%	9.1%
% of FP17s Relating to Free Repair or Replacements	1	704	0.1%	0.6%	0.7%	0.8%
% of FP17s Relating to Continuations	0	704	0.0%	1.0%	1.2%	1.3%
% of Patients satisfied with the dentistry they have received	1	1	N/A	94.3%	93.6%	93.2%
% of Patients satisfied with the time they had to wait for an appointment	1	1	N/A	88.1%	89.1%	89.0%

* This is based on patients treated on this contract for their most recent course of treatment. Figures in italics indicate the base number of FP17s or Patient Questionnaire responses are less than 100. N/A is shown where the base number of responses is less than 10 during the period. % is calculated as Quantity/Base number*100

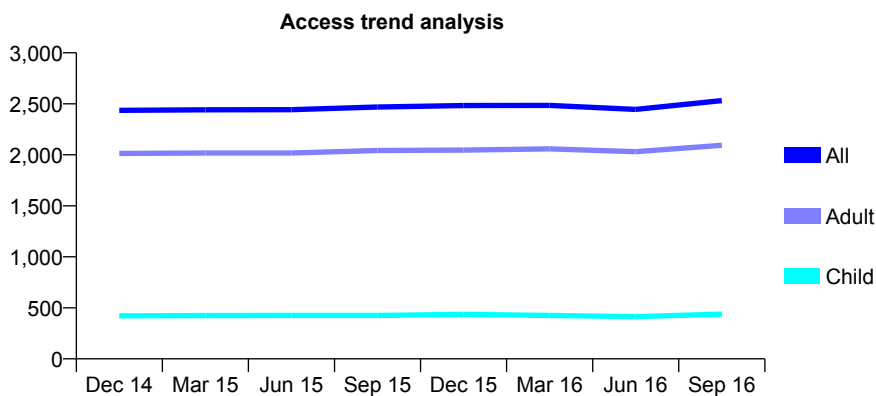
Q67 - Vital Signs At a Glance Contract Report for 748439/0002 - September 2016

Name or company name	Tunbridge Wells Dental Care
Contract type name	GDS Contract
Purpose of contract	General
Contract start date	15/04/2010
Contract end date	

16/17 Contracted general activity (UDA)	5,845
Carry forward general activity (UDA)	-9
16/17 Contracted orthodontic activity (UOA)	0
Carry forward orthodontic activity (UOA)	0
Baseline contract value	£149,872.68

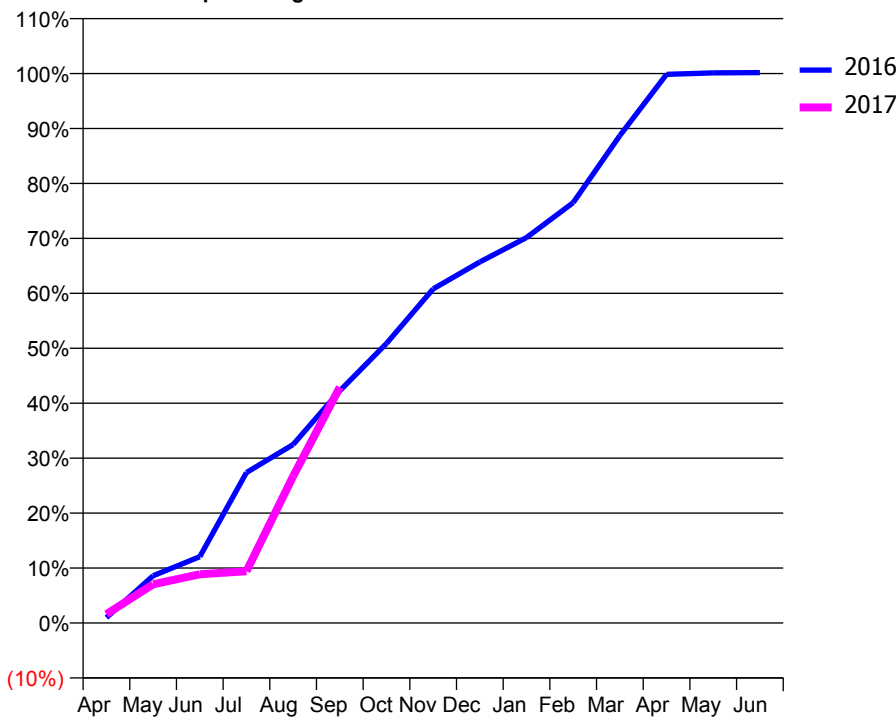
ACCESS*

Patients seen in 24 months	Total	Change since previous quarter
Quarter ending September 2015	2,468	
Quarter ending December 2015	2,483	→
Quarter ending March 2016	2,484	→
Quarter ending June 2016	2,445	↓
Quarter ending September 2016	2,532	↑
Variance since September 2015	2.6%	↑



ACTIVITY

Cumulative percentage of contracted UDA delivered 2016 & 2017



Month	Adjusted Scheduled Activity (UDA)	
	2016	2017
April	57	95
May	502	412
June	706	518
July	1,601	551
August	1,899	1,560
September	2,470	2,508
October	2,973	
November	3,554	
December	3,841	
January	4,099	
February	4,471	
March	5,184	
April	5,836	
May	5,851	
June	5,854	

QUALITY

	Quantity	Base Number	Contract	AT	Region	England
% of FP17s for the same patient ID Re-attending within 3 months - Children	11	264	4.2%	11.8%	11.8%	12.4%
% of FP17s for the same patient ID Re-attending within 3 months - Adults	221	1,444	15.3%	17.2%	16.6%	16.7%
% of FP17s for the same patient ID Re-attending between 3 & 9 months - Children	70	264	26.5%	55.4%	60.2%	57.4%
% of FP17s for the same patient ID Re-attending between 3 & 9 months - Adults	474	1,444	32.8%	48.7%	52.0%	50.5%
% of FP17s for Band 1 Urgent Courses	247	1,408	17.5%	10.5%	9.4%	9.1%
% of FP17s Relating to Free Repair or Replacements	20	1,408	1.4%	0.6%	0.7%	0.8%
% of FP17s Relating to Continuations	10	1,408	0.7%	1.0%	1.2%	1.3%
% of Patients satisfied with the dentistry they have received	5	5	N/A	94.3%	93.6%	93.2%
% of Patients satisfied with the time they had to wait for an appointment	5	5	N/A	88.1%	89.1%	89.0%

* This is based on patients treated on this contract for their most recent course of treatment. Figures in italics indicate the base number of FP17s or Patient Questionnaire responses are less than 100. N/A is shown where the base number of responses is less than 10 during the period. % is calculated as Quantity/Base number*100

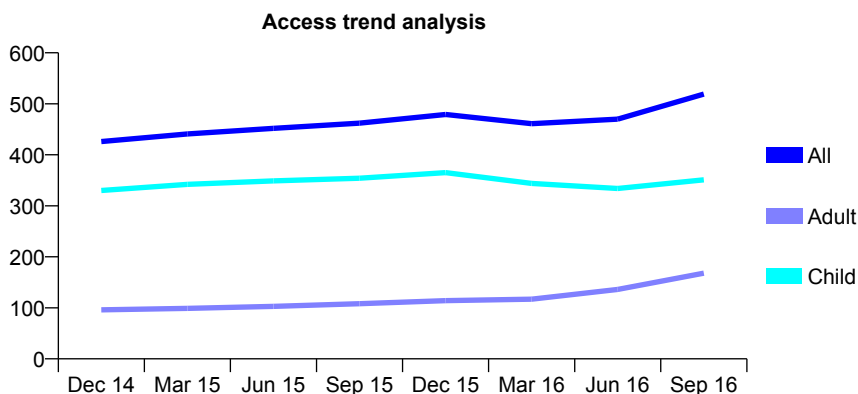
Q67 - Vital Signs At a Glance Contract Report for 751707/0001 - September 2016

Name or company name	MR RK LINTON
Contract type name	GDS Contract
Purpose of contract	General
Contract start date	01/04/2006
Contract end date	

16/17 Contracted general activity (UDA)	1,161
Carry forward general activity (UDA)	17
16/17 Contracted orthodontic activity (UOA)	0
Carry forward orthodontic activity (UOA)	0
Baseline contract value	£25,804.01

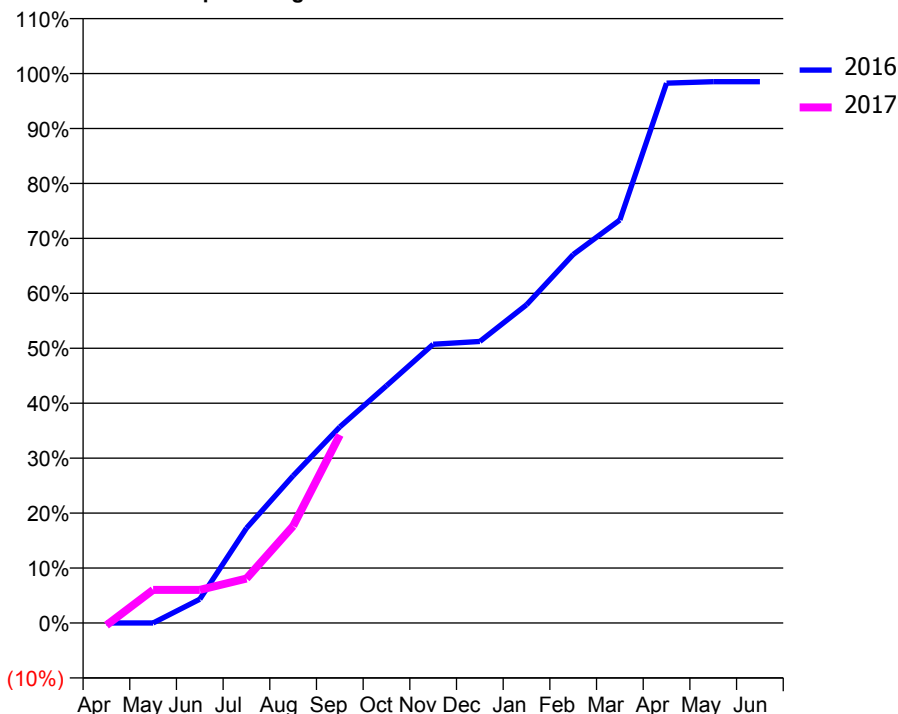
ACCESS*

Patients seen in 24 months	Total	Change since previous quarter
Quarter ending September 2015	462	
Quarter ending December 2015	479	↑
Quarter ending March 2016	461	↓
Quarter ending June 2016	470	→
Quarter ending September 2016	519	↑
Variance since September 2015	12.3%	↑



ACTIVITY

Cumulative percentage of contracted UDA delivered 2016 & 2017



Month	Adjusted Scheduled Activity (UDA)	
	2016	2017
April	0	-5
May	0	70
June	50	70
July	200	94
August	311	205
September	414	397
October	501	
November	589	
December	595	
January	672	
February	779	
March	852	
April	1,141	
May	1,144	
June	1,144	

QUALITY

	Quantity	Base Number	Contract	AT	Region	England
% of FP17s for the same patient ID Re-attending within 3 months - Children	9	151	6.0%	11.8%	11.8%	12.4%
% of FP17s for the same patient ID Re-attending within 3 months - Adults	4	73	5.5%	17.2%	16.6%	16.7%
% of FP17s for the same patient ID Re-attending between 3 & 9 months - Children	62	151	41.1%	55.4%	60.2%	57.4%
% of FP17s for the same patient ID Re-attending between 3 & 9 months - Adults	5	73	6.8%	48.7%	52.0%	50.5%
% of FP17s for Band 1 Urgent Courses	2	164	1.2%	10.5%	9.4%	9.1%
% of FP17s Relating to Free Repair or Replacements	0	164	0.0%	0.6%	0.7%	0.8%
% of FP17s Relating to Continuations	0	164	0.0%	1.0%	1.2%	1.3%
% of Patients satisfied with the dentistry they have received	0	1	N/A	94.3%	93.6%	93.2%
% of Patients satisfied with the time they had to wait for an appointment	1	1	N/A	88.1%	89.1%	89.0%

* This is based on patients treated on this contract for their most recent course of treatment. Figures in italics indicate the base number of FP17s or Patient Questionnaire responses are less than 100. N/A is shown where the base number of responses is less than 10 during the period. % is calculated as Quantity/Base number*100

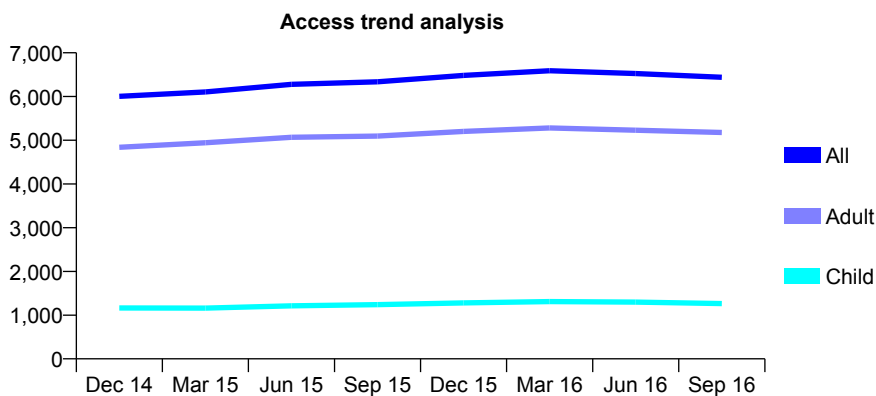
Q67 - Vital Signs At a Glance Contract Report for 762202/0001 - September 2016

Name or company name	MR A MOVAHEDYAN
Contract type name	GDS Contract
Purpose of contract	General
Contract start date	01/04/2006
Contract end date	

16/17 Contracted general activity (UDA)	20,863
Carry forward general activity (UDA)	113
16/17 Contracted orthodontic activity (UOA)	0
Carry forward orthodontic activity (UOA)	0
Baseline contract value	£519,862.26

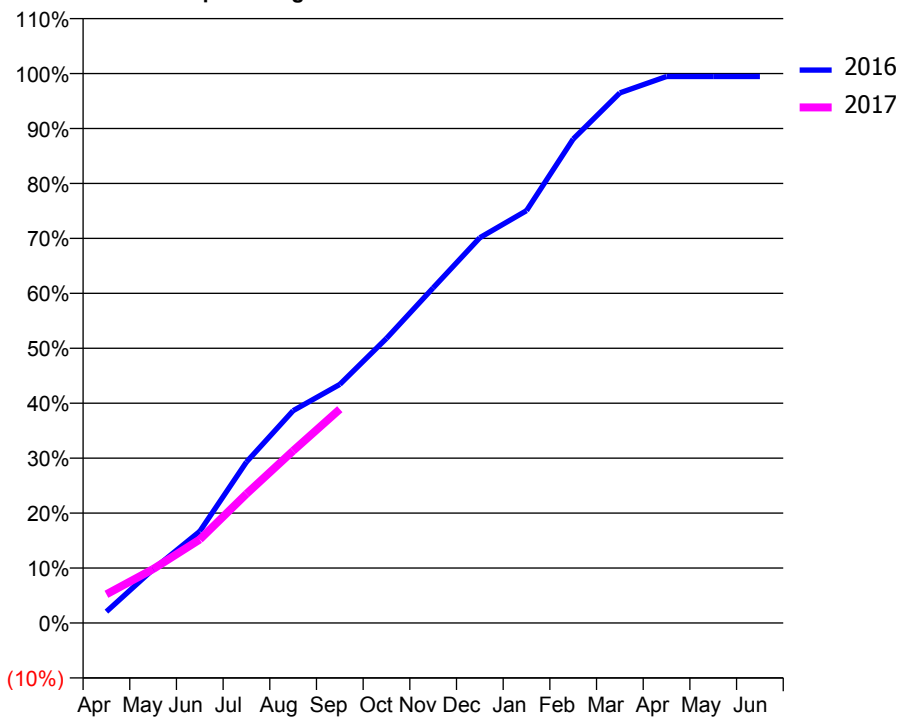
ACCESS*

Patients seen in 24 months	Total	Change since previous quarter
Quarter ending September 2015	6,336	
Quarter ending December 2015	6,482	↑
Quarter ending March 2016	6,591	→
Quarter ending June 2016	6,527	→
Quarter ending September 2016	6,441	↓
Variance since September 2015	1.7%	→



ACTIVITY

Cumulative percentage of contracted UDA delivered 2016 & 2017



Month	Adjusted Scheduled Activity (UDA)	
	2016	2017
April	435	1,093
May	2,037	2,047
June	3,480	3,171
July	6,114	4,905
August	8,062	6,537
September	9,061	8,118
October	10,808	
November	12,725	
December	14,631	
January	15,659	
February	18,375	
March	20,128	
April	20,749	
May	20,750	
June	20,750	

QUALITY

	Quantity	Base Number	Contract	AT	Region	England
% of FP17s for the same patient ID Re-attending within 3 months - Children	45	801	5.6%	11.8%	11.8%	12.4%
% of FP17s for the same patient ID Re-attending within 3 months - Adults	580	3,859	15.0%	17.2%	16.6%	16.7%
% of FP17s for the same patient ID Re-attending between 3 & 9 months - Children	453	801	56.6%	55.4%	60.2%	57.4%
% of FP17s for the same patient ID Re-attending between 3 & 9 months - Adults	2,406	3,859	62.3%	48.7%	52.0%	50.5%
% of FP17s for Band 1 Urgent Courses	408	4,297	9.5%	10.5%	9.4%	9.1%
% of FP17s Relating to Free Repair or Replacements	15	4,297	0.3%	0.6%	0.7%	0.8%
% of FP17s Relating to Continuations	49	4,297	1.1%	1.0%	1.2%	1.3%
% of Patients satisfied with the dentistry they have received	10	11	90.9%	94.3%	93.6%	93.2%
% of Patients satisfied with the time they had to wait for an appointment	10	11	90.9%	88.1%	89.1%	89.0%

* This is based on patients treated on this contract for their most recent course of treatment. Figures in italics indicate the base number of FP17s or Patient Questionnaire responses are less than 100. N/A is shown where the base number of responses is less than 10 during the period. % is calculated as Quantity/Base number*100

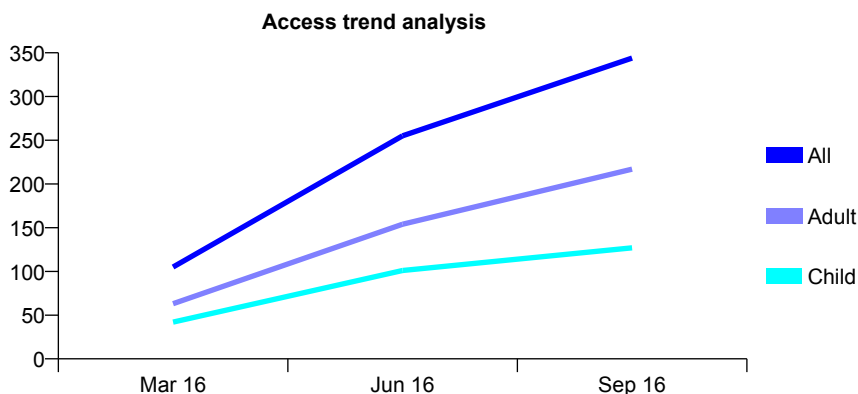
Q67 - Vital Signs At a Glance Contract Report for 765759/0002 - September 2016

Name or company name	MRS TF SIJUWADE
Contract type name	GDS Contract
Purpose of contract	General
Contract start date	04/01/2016
Contract end date	

16/17 Contracted general activity (UDA)	1,270
Carry forward general activity (UDA)	0
16/17 Contracted orthodontic activity (UOA)	0
Carry forward orthodontic activity (UOA)	0
Baseline contract value	£36,772.25

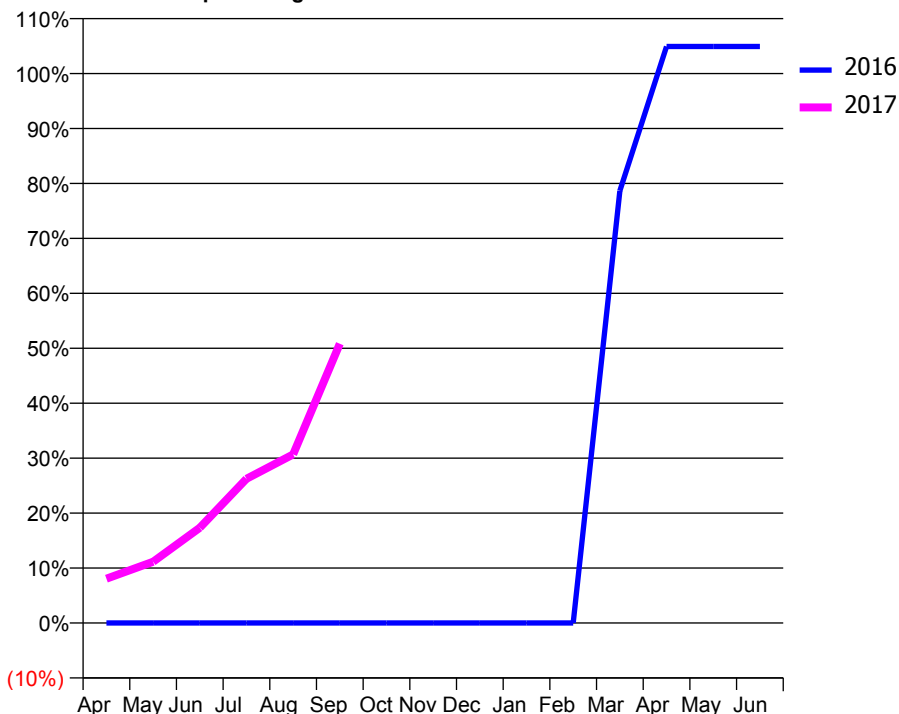
ACCESS*

Patients seen in 24 months	Total	Change since previous quarter
Quarter ending September 2015	0	
Quarter ending December 2015	0	
Quarter ending March 2016	105	
Quarter ending June 2016	255	↑
Quarter ending September 2016	344	↑
Variance since September 2015	N/A	



ACTIVITY

Cumulative percentage of contracted UDA delivered 2016 & 2017



Month	Adjusted Scheduled Activity (UDA)	
	2016	2017
April	0	102
May	0	142
June	0	220
July	0	333
August	0	390
September	0	646
October	0	
November	0	
December	0	
January	0	
February	0	
March	166	
April	221	
May	221	
June	221	

QUALITY

	Quantity	Base Number	Contract	AT	Region	England
% of FP17s for the same patient ID Re-attending within 3 months - Children	5	122	4.1%	11.8%	11.8%	12.4%
% of FP17s for the same patient ID Re-attending within 3 months - Adults	15	225	6.7%	17.2%	16.6%	16.7%
% of FP17s for the same patient ID Re-attending between 3 & 9 months - Children	23	122	18.9%	55.4%	60.2%	57.4%
% of FP17s for the same patient ID Re-attending between 3 & 9 months - Adults	34	225	15.1%	48.7%	52.0%	50.5%
% of FP17s for Band 1 Urgent Courses	33	323	10.2%	10.5%	9.4%	9.1%
% of FP17s Relating to Free Repair or Replacements	0	323	0.0%	0.6%	0.7%	0.8%
% of FP17s Relating to Continuations	0	323	0.0%	1.0%	1.2%	1.3%
% of Patients satisfied with the dentistry they have received	9	9	N/A	94.3%	93.6%	93.2%
% of Patients satisfied with the time they had to wait for an appointment	8	9	N/A	88.1%	89.1%	89.0%

* This is based on patients treated on this contract for their most recent course of treatment. Figures in italics indicate the base number of FP17s or Patient Questionnaire responses are less than 100. N/A is shown where the base number of responses is less than 10 during the period. % is calculated as Quantity/Base number*100

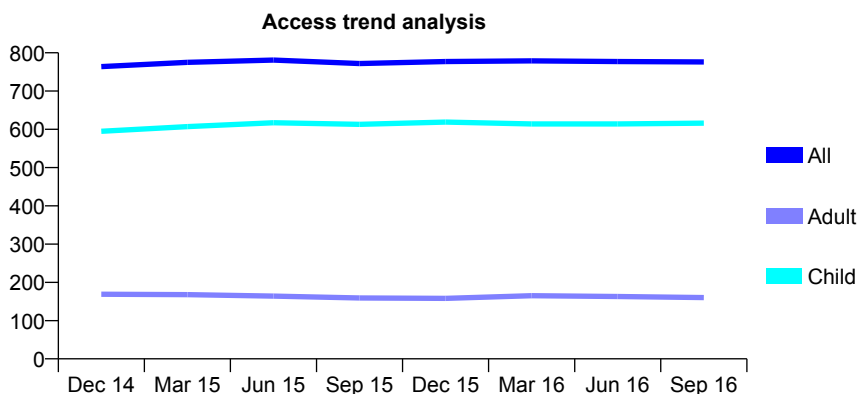
Q67 - Vital Signs At a Glance Contract Report for 768189/0001 - September 2016

Name or company name	MR CA DU PLESSIS
Contract type name	GDS Contract
Purpose of contract	General
Contract start date	01/04/2006
Contract end date	

16/17 Contracted general activity (UDA)	2,050
Carry forward general activity (UDA)	70
16/17 Contracted orthodontic activity (UOA)	0
Carry forward orthodontic activity (UOA)	0
Baseline contract value	£50,115.62

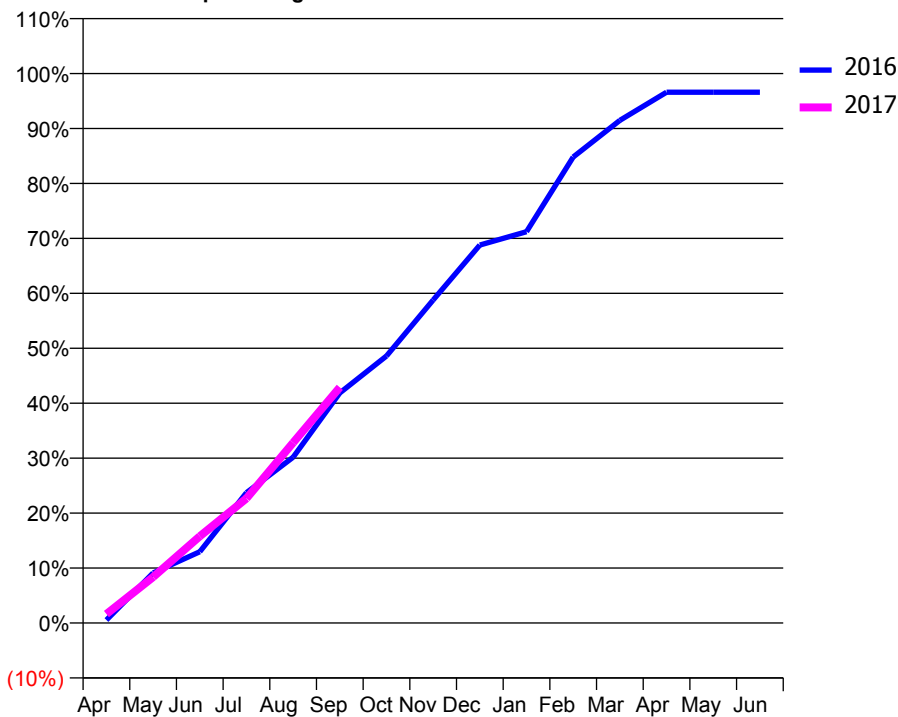
ACCESS*

Patients seen in 24 months	Total	Change since previous quarter
Quarter ending September 2015	772	
Quarter ending December 2015	777	→
Quarter ending March 2016	779	→
Quarter ending June 2016	777	→
Quarter ending September 2016	776	→
Variance since September 2015	0.5%	→



ACTIVITY

Cumulative percentage of contracted UDA delivered 2016 & 2017



Month	Adjusted Scheduled Activity (UDA)	
	2016	2017
April	11	34
May	187	171
June	266	324
July	486	465
August	618	673
September	858	879
October	996	
November	1,205	
December	1,410	
January	1,460	
February	1,739	
March	1,875	
April	1,980	
May	1,980	
June	1,980	

QUALITY

	Quantity	Base Number	Contract	AT	Region	England
% of FP17s for the same patient ID Re-attending within 3 months - Children	52	603	8.6%	11.8%	11.8%	12.4%
% of FP17s for the same patient ID Re-attending within 3 months - Adults	13	78	16.7%	17.2%	16.6%	16.7%
% of FP17s for the same patient ID Re-attending between 3 & 9 months - Children	437	603	72.5%	55.4%	60.2%	57.4%
% of FP17s for the same patient ID Re-attending between 3 & 9 months - Adults	56	78	71.8%	48.7%	52.0%	50.5%
% of FP17s for Band 1 Urgent Courses	16	615	2.6%	10.5%	9.4%	9.1%
% of FP17s Relating to Free Repair or Replacements	0	615	0.0%	0.6%	0.7%	0.8%
% of FP17s Relating to Continuations	0	615	0.0%	1.0%	1.2%	1.3%
% of Patients satisfied with the dentistry they have received	1	1	N/A	94.3%	93.6%	93.2%
% of Patients satisfied with the time they had to wait for an appointment	1	1	N/A	88.1%	89.1%	89.0%

* This is based on patients treated on this contract for their most recent course of treatment. Figures in italics indicate the base number of FP17s or Patient Questionnaire responses are less than 100. N/A is shown where the base number of responses is less than 10 during the period. % is calculated as Quantity/Base number*100

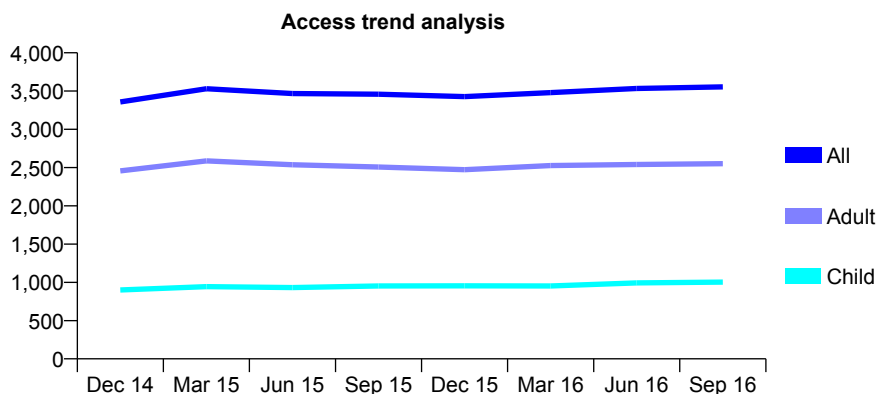
Q67 - Vital Signs At a Glance Contract Report for 769142/0002 - September 2016

Name or company name	MR JK BABAYEMI
Contract type name	GDS Contract
Purpose of contract	General
Contract start date	01/03/2008
Contract end date	

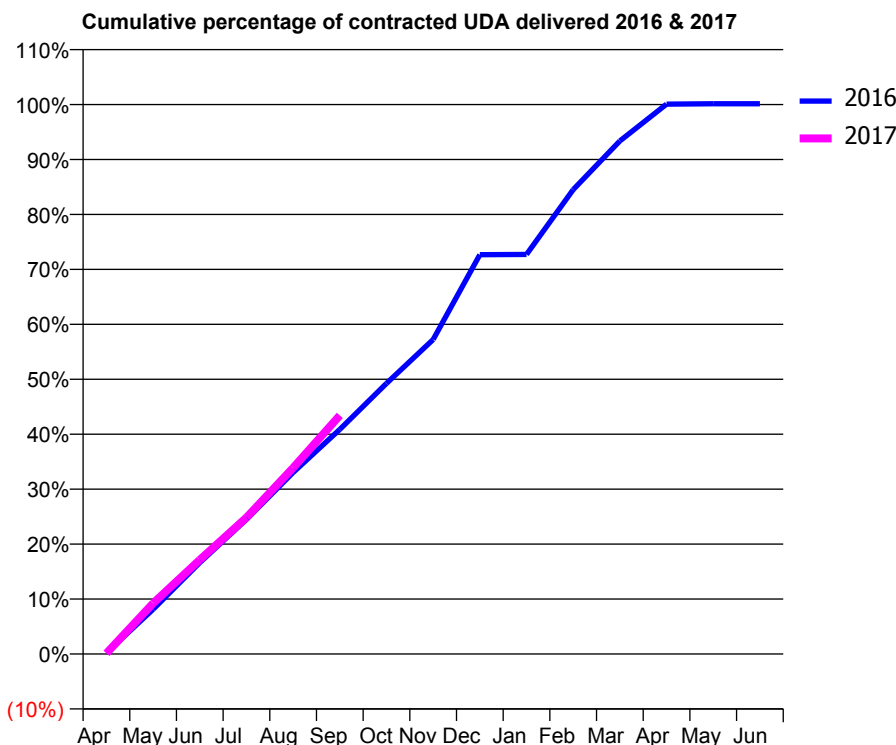
16/17 Contracted general activity (UDA)	10,638
Carry forward general activity (UDA)	-14
16/17 Contracted orthodontic activity (UOA)	0
Carry forward orthodontic activity (UOA)	0
Baseline contract value	£299,314.75

ACCESS*

Patients seen in 24 months	Total	Change since previous quarter
Quarter ending September 2015	3,459	
Quarter ending December 2015	3,427	→
Quarter ending March 2016	3,479	→
Quarter ending June 2016	3,533	→
Quarter ending September 2016	3,554	→
Variance since September 2015	2.7%	↑



ACTIVITY



Month	Adjusted Scheduled Activity (UDA)	
	2016	2017
April	22	14
May	865	982
June	1,770	1,823
July	2,607	2,643
August	3,514	3,606
September	4,350	4,619
October	5,238	
November	6,088	
December	7,731	
January	7,735	
February	8,990	
March	9,931	
April	10,644	
May	10,652	
June	10,652	

QUALITY

	Quantity	Base Number	Contract	AT	Region	England
% of FP17s for the same patient ID Re-attending within 3 months - Children	24	707	3.4%	11.8%	11.8%	12.4%
% of FP17s for the same patient ID Re-attending within 3 months - Adults	195	1,593	12.2%	17.2%	16.6%	16.7%
% of FP17s for the same patient ID Re-attending between 3 & 9 months - Children	331	707	46.8%	55.4%	60.2%	57.4%
% of FP17s for the same patient ID Re-attending between 3 & 9 months - Adults	697	1,593	43.8%	48.7%	52.0%	50.5%
% of FP17s for Band 1 Urgent Courses	161	2,052	7.8%	10.5%	9.4%	9.1%
% of FP17s Relating to Free Repair or Replacements	0	2,052	0.0%	0.6%	0.7%	0.8%
% of FP17s Relating to Continuations	0	2,052	0.0%	1.0%	1.2%	1.3%
% of Patients satisfied with the dentistry they have received	7	8	N/A	94.3%	93.6%	93.2%
% of Patients satisfied with the time they had to wait for an appointment	7	8	N/A	88.1%	89.1%	89.0%

* This is based on patients treated on this contract for their most recent course of treatment. Figures in italics indicate the base number of FP17s or Patient Questionnaire responses are less than 100. N/A is shown where the base number of responses is less than 10 during the period. % is calculated as Quantity/Base number*100

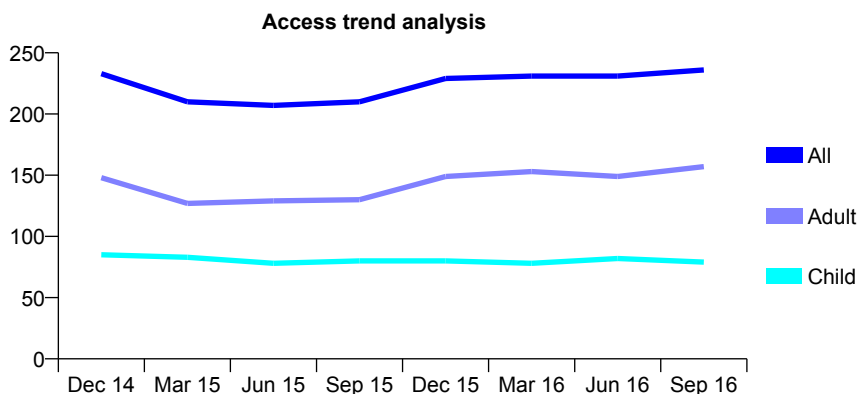
Q67 - Vital Signs At a Glance Contract Report for 773727/0001 - September 2016

Name or company name	MR PK MOO
Contract type name	GDS Contract
Purpose of contract	General
Contract start date	01/04/2006
Contract end date	

16/17 Contracted general activity (UDA)	545
Carry forward general activity (UDA)	-11
16/17 Contracted orthodontic activity (UOA)	0
Carry forward orthodontic activity (UOA)	0
Baseline contract value	£12,410.96

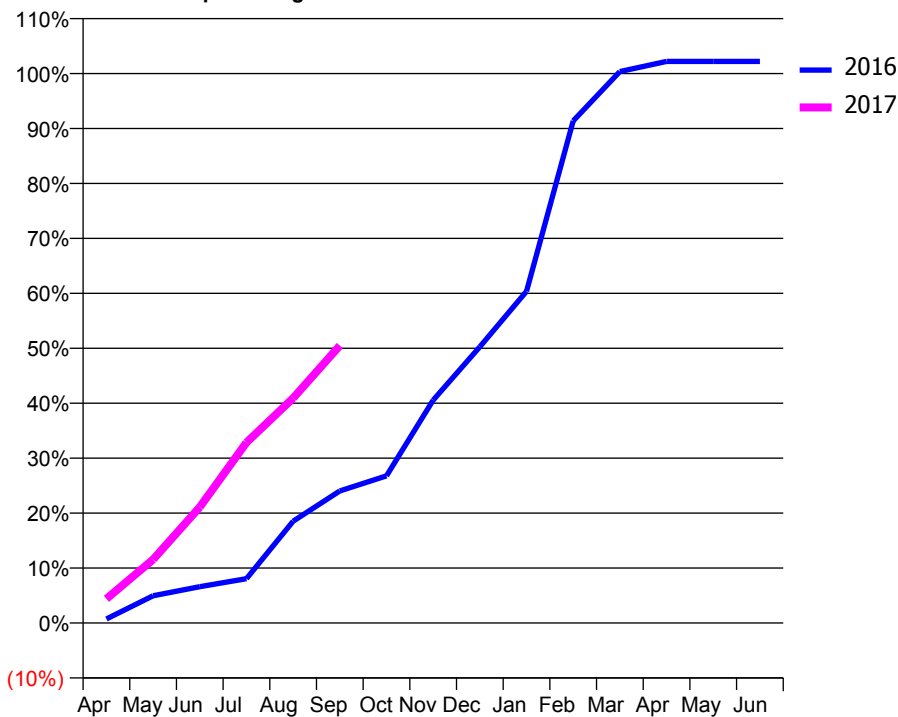
ACCESS*

Patients seen in 24 months	Total	Change since previous quarter
Quarter ending September 2015	210	
Quarter ending December 2015	229	↑
Quarter ending March 2016	231	→
Quarter ending June 2016	231	→
Quarter ending September 2016	236	↑
Variance since September 2015	12.4%	↑



ACTIVITY

Cumulative percentage of contracted UDA delivered 2016 & 2017



Month	Adjusted Scheduled Activity (UDA)	
	2016	2017
April	4	24
May	27	63
June	36	115
July	44	179
August	101	223
September	131	275
October	146	
November	221	
December	274	
January	329	
February	498	
March	547	
April	557	
May	557	
June	557	

QUALITY

	Quantity	Base Number	Contract	AT	Region	England
% of FP17s for the same patient ID Re-attending within 3 months - Children	4	72	5.6%	11.8%	11.8%	12.4%
% of FP17s for the same patient ID Re-attending within 3 months - Adults	0	51	0.0%	17.2%	16.6%	16.7%
% of FP17s for the same patient ID Re-attending between 3 & 9 months - Children	46	72	63.9%	55.4%	60.2%	57.4%
% of FP17s for the same patient ID Re-attending between 3 & 9 months - Adults	17	51	33.3%	48.7%	52.0%	50.5%
% of FP17s for Band 1 Urgent Courses	1	119	0.8%	10.5%	9.4%	9.1%
% of FP17s Relating to Free Repair or Replacements	0	119	0.0%	0.6%	0.7%	0.8%
% of FP17s Relating to Continuations	0	119	0.0%	1.0%	1.2%	1.3%
% of Patients satisfied with the dentistry they have received	1	1	N/A	94.3%	93.6%	93.2%
% of Patients satisfied with the time they had to wait for an appointment	1	1	N/A	88.1%	89.1%	89.0%

* This is based on patients treated on this contract for their most recent course of treatment. Figures in italics indicate the base number of FP17s or Patient Questionnaire responses are less than 100. N/A is shown where the base number of responses is less than 10 during the period. % is calculated as Quantity/Base number*100

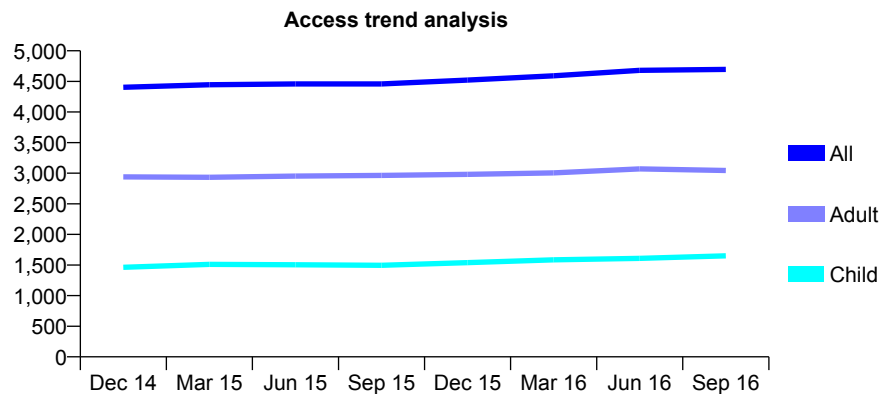
Q67 - Vital Signs At a Glance Contract Report for 776009/0002 - September 2016

Name or company name	MISS R RAY
Contract type name	GDS Contract
Purpose of contract	General
Contract start date	01/04/2009
Contract end date	

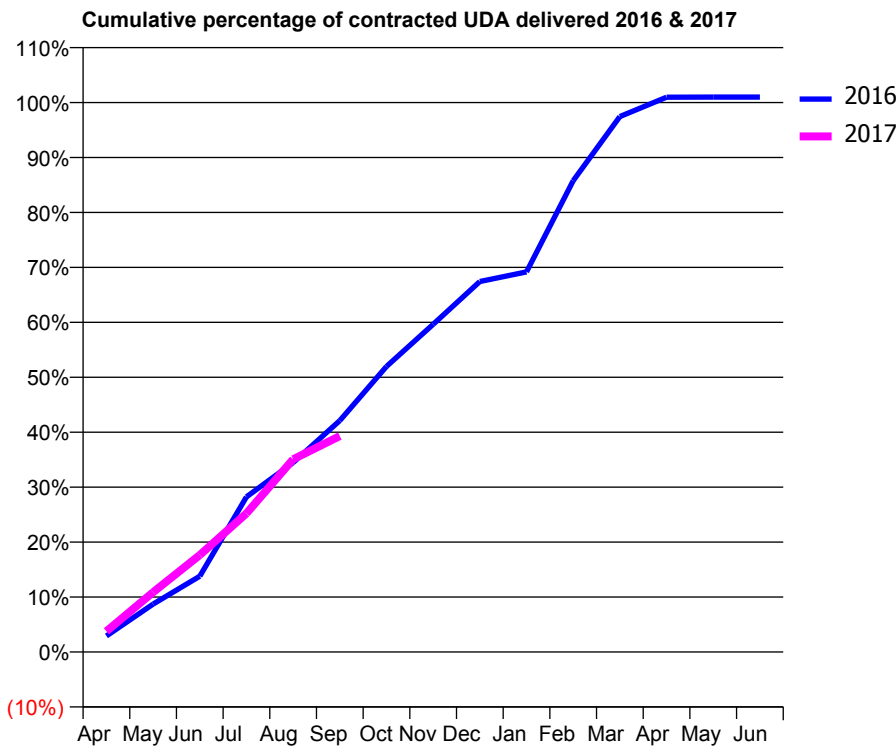
16/17 Contracted general activity (UDA)	10,262
Carry forward general activity (UDA)	-102
16/17 Contracted orthodontic activity (UOA)	0
Carry forward orthodontic activity (UOA)	0
Baseline contract value	£269,018.51

ACCESS*

Patients seen in 24 months	Total	Change since previous quarter
Quarter ending September 2015	4,459	
Quarter ending December 2015	4,521	→
Quarter ending March 2016	4,591	→
Quarter ending June 2016	4,681	→
Quarter ending September 2016	4,695	→
Variance since September 2015	5.3%	↑



ACTIVITY



Month	Adjusted Scheduled Activity (UDA)	
	2016	2017
April	300	388
May	895	1,117
June	1,416	1,811
July	2,897	2,588
August	3,537	3,599
September	4,322	4,032
October	5,332	
November	6,119	
December	6,919	
January	7,099	
February	8,801	
March	9,999	
April	10,362	
May	10,363	
June	10,364	

QUALITY

	Quantity	Base Number	Contract	AT	Region	England
% of FP17s for the same patient ID Re-attending within 3 months - Children	53	767	6.9%	11.8%	11.8%	12.4%
% of FP17s for the same patient ID Re-attending within 3 months - Adults	286	1,520	18.8%	17.2%	16.6%	16.7%
% of FP17s for the same patient ID Re-attending between 3 & 9 months - Children	234	767	30.5%	55.4%	60.2%	57.4%
% of FP17s for the same patient ID Re-attending between 3 & 9 months - Adults	386	1,520	25.4%	48.7%	52.0%	50.5%
% of FP17s for Band 1 Urgent Courses	242	1,755	13.8%	10.5%	9.4%	9.1%
% of FP17s Relating to Free Repair or Replacements	16	1,755	0.9%	0.6%	0.7%	0.8%
% of FP17s Relating to Continuations	29	1,755	1.7%	1.0%	1.2%	1.3%
% of Patients satisfied with the dentistry they have received	3	4	N/A	94.3%	93.6%	93.2%
% of Patients satisfied with the time they had to wait for an appointment	2	4	N/A	88.1%	89.1%	89.0%

* This is based on patients treated on this contract for their most recent course of treatment. Figures in italics indicate the base number of FP17s or Patient Questionnaire responses are less than 100. N/A is shown where the base number of responses is less than 10 during the period. % is calculated as Quantity/Base number*100

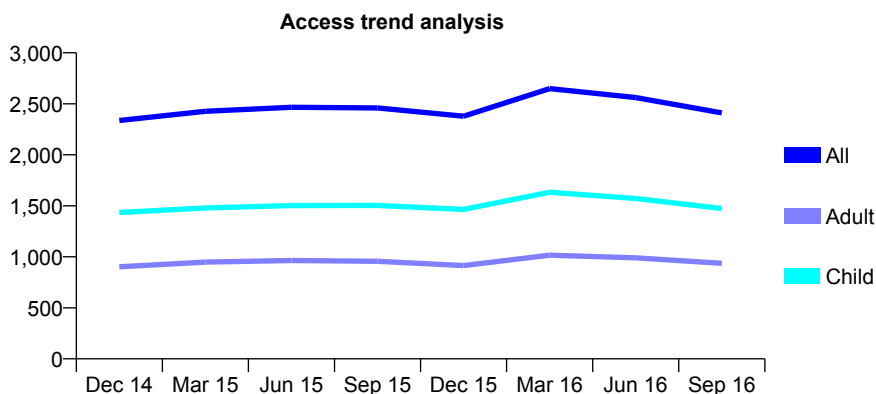
Q67 - Vital Signs At a Glance Contract Report for 781282/0001 - September 2016

Name or company name	MR H WALIA
Contract type name	GDS Contract
Purpose of contract	General
Contract start date	01/04/2006
Contract end date	

16/17 Contracted general activity (UDA)	6,898
Carry forward general activity (UDA)	2
16/17 Contracted orthodontic activity (UOA)	0
Carry forward orthodontic activity (UOA)	0
Baseline contract value	£189,370.05

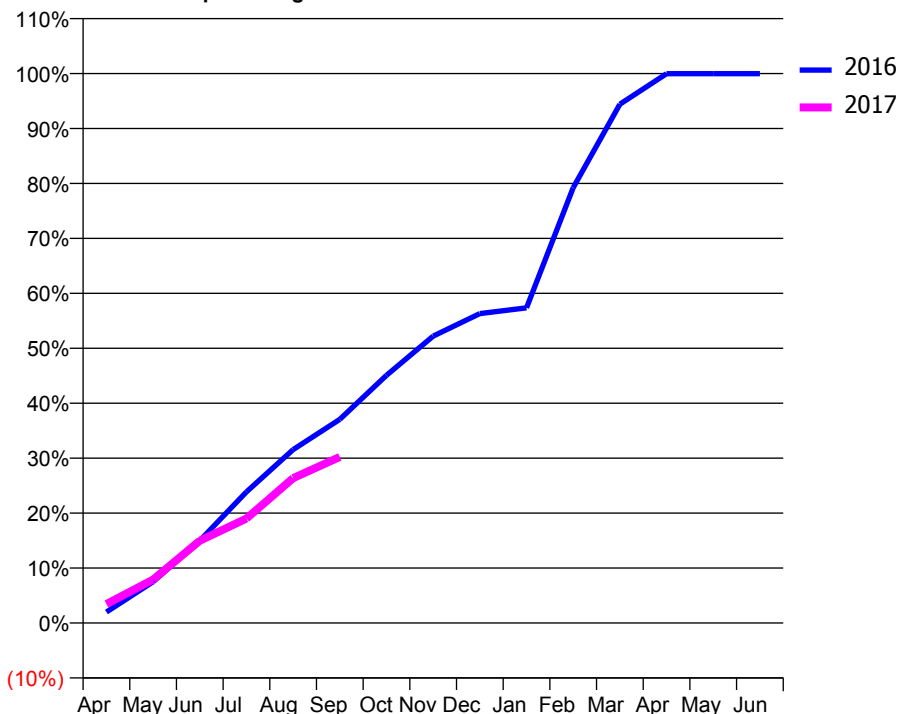
ACCESS*

Patients seen in 24 months	Total	Change since previous quarter
Quarter ending September 2015	2,460	
Quarter ending December 2015	2,379	↓
Quarter ending March 2016	2,649	↑
Quarter ending June 2016	2,562	↓
Quarter ending September 2016	2,411	↓
Variance since September 2015	(2.0%)	↓



ACTIVITY

Cumulative percentage of contracted UDA delivered 2016 & 2017



Adjusted Scheduled Activity (UDA)

Month	2016	2017
April	138	239
May	518	544
June	1,034	1,034
July	1,647	1,311
August	2,177	1,819
September	2,557	2,085
October	3,109	
November	3,602	
December	3,885	
January	3,956	
February	5,465	
March	6,512	
April	6,896	
May	6,896	
June	6,896	

QUALITY

	Quantity	Base Number	Contract	AT	Region	England
% of FP17s for the same patient ID Re-attending within 3 months - Children	76	845	9.0%	11.8%	11.8%	12.4%
% of FP17s for the same patient ID Re-attending within 3 months - Adults	107	473	22.6%	17.2%	16.6%	16.7%
% of FP17s for the same patient ID Re-attending between 3 & 9 months - Children	424	845	50.2%	55.4%	60.2%	57.4%
% of FP17s for the same patient ID Re-attending between 3 & 9 months - Adults	190	473	40.2%	48.7%	52.0%	50.5%
% of FP17s for Band 1 Urgent Courses	120	1,009	11.9%	10.5%	9.4%	9.1%
% of FP17s Relating to Free Repair or Replacements	5	1,009	0.5%	0.6%	0.7%	0.8%
% of FP17s Relating to Continuations	15	1,009	1.5%	1.0%	1.2%	1.3%
% of Patients satisfied with the dentistry they have received	2	2	N/A	94.3%	93.6%	93.2%
% of Patients satisfied with the time they had to wait for an appointment	2	2	N/A	88.1%	89.1%	89.0%

* This is based on patients treated on this contract for their most recent course of treatment. Figures in italics indicate the base number of FP17s or Patient Questionnaire responses are less than 100. N/A is shown where the base number of responses is less than 10 during the period. % is calculated as Quantity/Base number*100

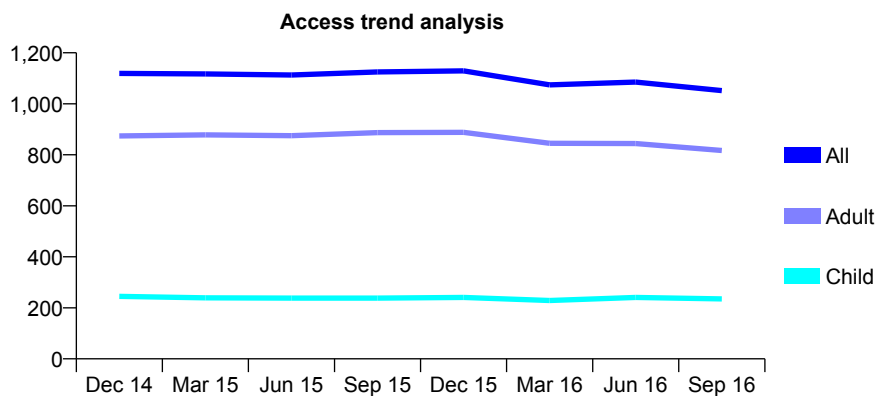
Q67 - Vital Signs At a Glance Contract Report for 784184/0001 - September 2016

Name or company name	MR MW RICHTER
Contract type name	GDS Contract
Purpose of contract	General
Contract start date	01/03/2012
Contract end date	

16/17 Contracted general activity (UDA)	3,837
Carry forward general activity (UDA)	12
16/17 Contracted orthodontic activity (UOA)	0
Carry forward orthodontic activity (UOA)	0
Baseline contract value	£117,174.50

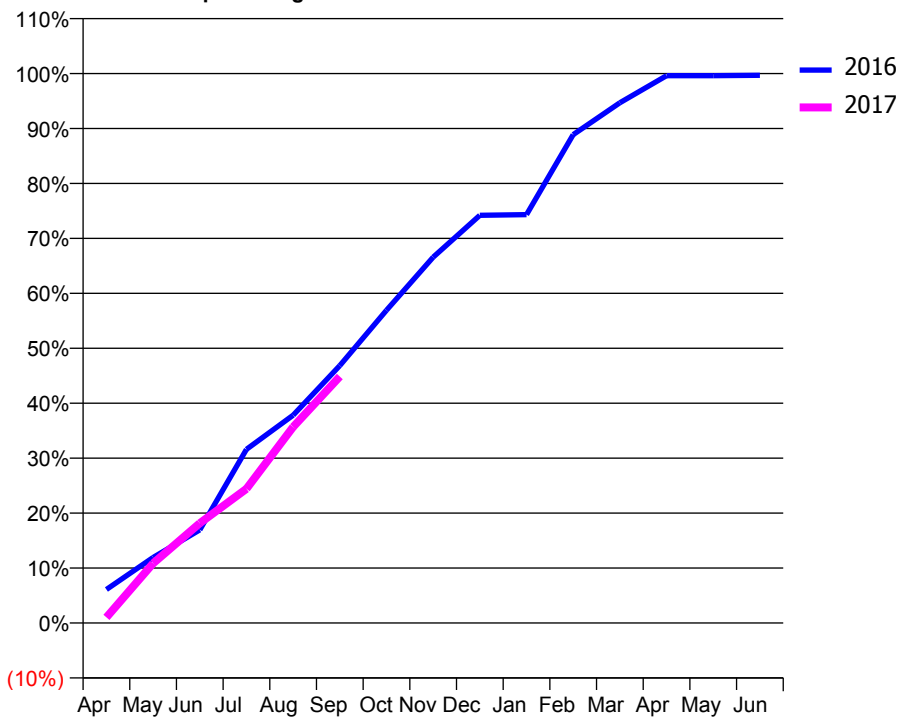
ACCESS*

Patients seen in 24 months	Total	Change since previous quarter
Quarter ending September 2015	1,125	
Quarter ending December 2015	1,129	→
Quarter ending March 2016	1,074	↓
Quarter ending June 2016	1,085	→
Quarter ending September 2016	1,052	↓
Variance since September 2015	(6.5%)	↓



ACTIVITY

Cumulative percentage of contracted UDA delivered 2016 & 2017



Adjusted Scheduled Activity (UDA)

Month	2016	2017
April	234	39
May	457	416
June	651	697
July	1,212	937
August	1,451	1,369
September	1,798	1,721
October	2,184	
November	2,555	
December	2,847	
January	2,851	
February	3,411	
March	3,632	
April	3,821	
May	3,821	
June	3,825	

QUALITY

	Quantity	Base Number	Contract	AT	Region	England
% of FP17s for the same patient ID Re-attending within 3 months - Children	17	214	7.9%	11.8%	11.8%	12.4%
% of FP17s for the same patient ID Re-attending within 3 months - Adults	82	496	16.5%	17.2%	16.6%	16.7%
% of FP17s for the same patient ID Re-attending between 3 & 9 months - Children	137	214	64.0%	55.4%	60.2%	57.4%
% of FP17s for the same patient ID Re-attending between 3 & 9 months - Adults	208	496	41.9%	48.7%	52.0%	50.5%
% of FP17s for Band 1 Urgent Courses	62	635	9.8%	10.5%	9.4%	9.1%
% of FP17s Relating to Free Repair or Replacements	2	635	0.3%	0.6%	0.7%	0.8%
% of FP17s Relating to Continuations	17	635	2.7%	1.0%	1.2%	1.3%
% of Patients satisfied with the dentistry they have received	0	0	N/A	94.3%	93.6%	93.2%
% of Patients satisfied with the time they had to wait for an appointment	0	0	N/A	88.1%	89.1%	89.0%

* This is based on patients treated on this contract for their most recent course of treatment. Figures in italics indicate the base number of FP17s or Patient Questionnaire responses are less than 100. N/A is shown where the base number of responses is less than 10 during the period. % is calculated as Quantity/Base number*100

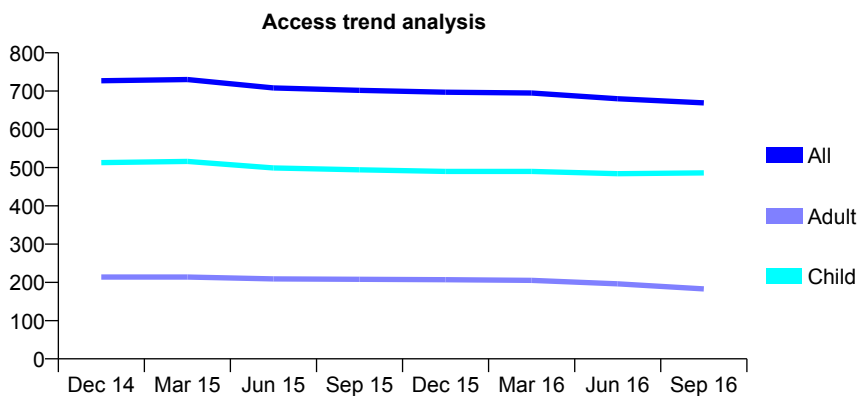
Q67 - Vital Signs At a Glance Contract Report for 810177/0001 - September 2016

Name or company name	MR CJ BAKER
Contract type name	GDS Contract
Purpose of contract	General
Contract start date	01/04/2006
Contract end date	

16/17 Contracted general activity (UDA)	1,400
Carry forward general activity (UDA)	22
16/17 Contracted orthodontic activity (UOA)	0
Carry forward orthodontic activity (UOA)	0
Baseline contract value	£31,115.94

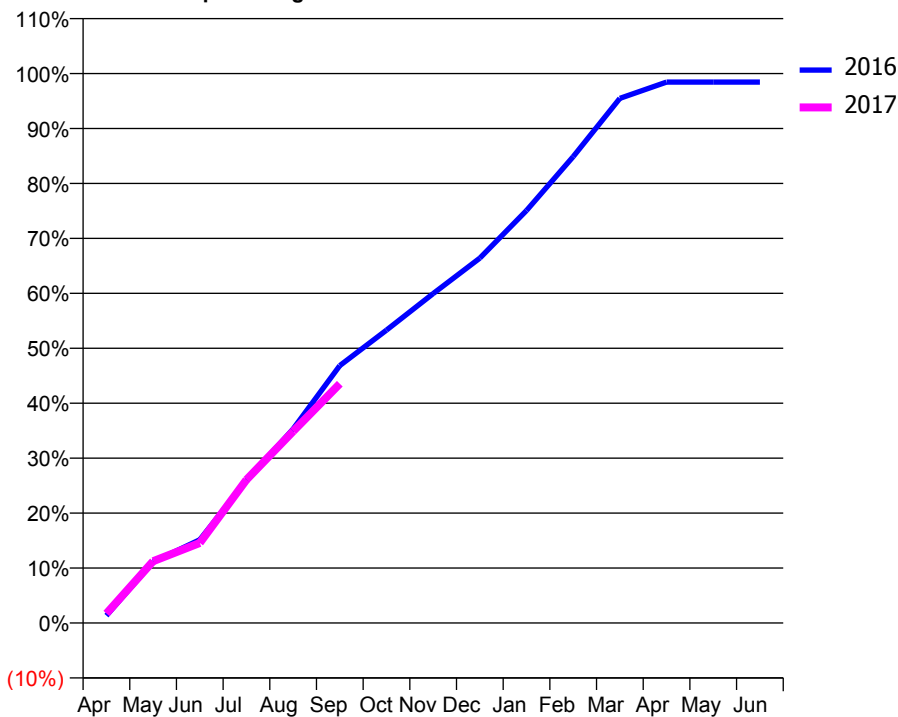
ACCESS*

Patients seen in 24 months	Total	Change since previous quarter
Quarter ending September 2015	702	
Quarter ending December 2015	697	→
Quarter ending March 2016	695	→
Quarter ending June 2016	680	↓
Quarter ending September 2016	669	↓
Variance since September 2015	(4.7%)	↓



ACTIVITY

Cumulative percentage of contracted UDA delivered 2016 & 2017



Month	Adjusted Scheduled Activity (UDA)	
	2016	2017
April	19	24
May	156	158
June	212	204
July	363	365
August	494	488
September	656	610
October	746	
November	839	
December	930	
January	1,051	
February	1,188	
March	1,337	
April	1,378	
May	1,378	
June	1,378	

QUALITY

	Quantity	Base Number	Contract	AT	Region	England
% of FP17s for the same patient ID Re-attending within 3 months - Children	19	386	4.9%	11.8%	11.8%	12.4%
% of FP17s for the same patient ID Re-attending within 3 months - Adults	10	87	11.5%	17.2%	16.6%	16.7%
% of FP17s for the same patient ID Re-attending between 3 & 9 months - Children	254	386	65.8%	55.4%	60.2%	57.4%
% of FP17s for the same patient ID Re-attending between 3 & 9 months - Adults	50	87	57.5%	48.7%	52.0%	50.5%
% of FP17s for Band 1 Urgent Courses	8	451	1.8%	10.5%	9.4%	9.1%
% of FP17s Relating to Free Repair or Replacements	0	451	0.0%	0.6%	0.7%	0.8%
% of FP17s Relating to Continuations	0	451	0.0%	1.0%	1.2%	1.3%
% of Patients satisfied with the dentistry they have received	0	0	N/A	94.3%	93.6%	93.2%
% of Patients satisfied with the time they had to wait for an appointment	0	0	N/A	88.1%	89.1%	89.0%

* This is based on patients treated on this contract for their most recent course of treatment. Figures in italics indicate the base number of FP17s or Patient Questionnaire responses are less than 100. N/A is shown where the base number of responses is less than 10 during the period. % is calculated as Quantity/Base number*100

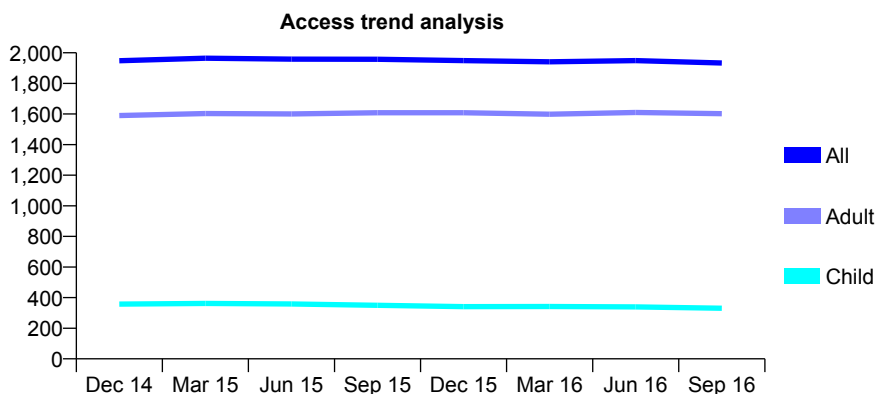
Q67 - Vital Signs At a Glance Contract Report for 817600/0001 - September 2016

Name or company name	MR RA LAURENS
Contract type name	GDS Contract
Purpose of contract	General
Contract start date	01/04/2006
Contract end date	

16/17 Contracted general activity (UDA)	7,275
Carry forward general activity (UDA)	-57
16/17 Contracted orthodontic activity (UOA)	0
Carry forward orthodontic activity (UOA)	0
Baseline contract value	£189,233.37

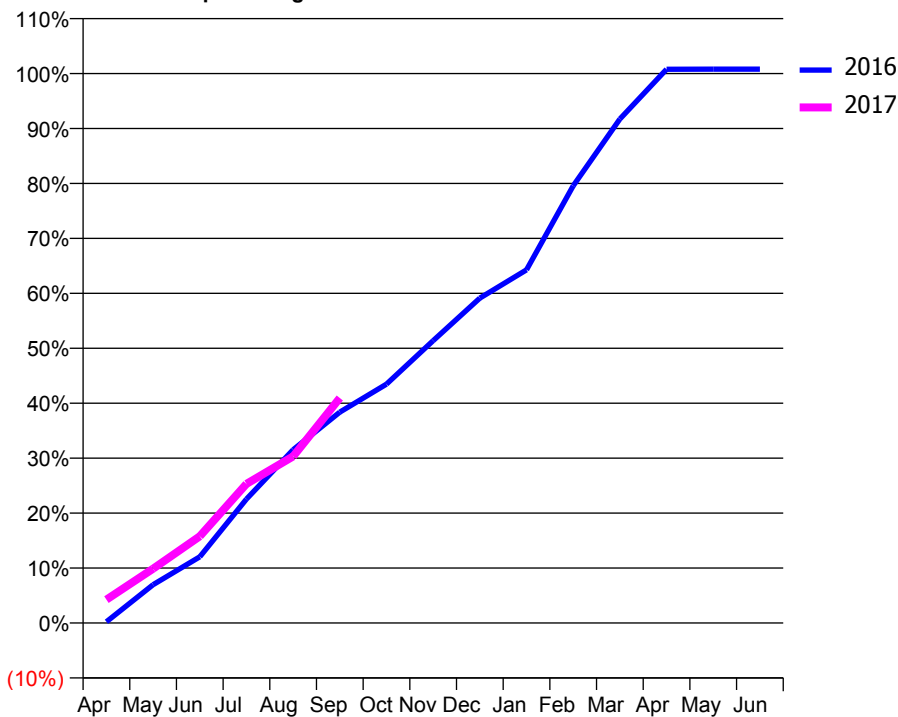
ACCESS*

Patients seen in 24 months	Total	Change since previous quarter
Quarter ending September 2015	1,958	
Quarter ending December 2015	1,949	→
Quarter ending March 2016	1,941	→
Quarter ending June 2016	1,949	→
Quarter ending September 2016	1,933	→
Variance since September 2015	(1.3%)	↓



ACTIVITY

Cumulative percentage of contracted UDA delivered 2016 & 2017



Month	Adjusted Scheduled Activity (UDA)	
	2016	2017
April	16	310
May	507	719
June	877	1,148
July	1,641	1,843
August	2,294	2,206
September	2,793	2,979
October	3,163	
November	3,739	
December	4,301	
January	4,676	
February	5,788	
March	6,672	
April	7,331	
May	7,332	
June	7,332	

QUALITY

	Quantity	Base Number	Contract	AT	Region	England
% of FP17s for the same patient ID Re-attending within 3 months - Children	6	259	2.3%	11.8%	11.8%	12.4%
% of FP17s for the same patient ID Re-attending within 3 months - Adults	78	1,317	5.9%	17.2%	16.6%	16.7%
% of FP17s for the same patient ID Re-attending between 3 & 9 months - Children	209	259	80.7%	55.4%	60.2%	57.4%
% of FP17s for the same patient ID Re-attending between 3 & 9 months - Adults	1,054	1,317	80.0%	48.7%	52.0%	50.5%
% of FP17s for Band 1 Urgent Courses	49	1,408	3.5%	10.5%	9.4%	9.1%
% of FP17s Relating to Free Repair or Replacements	5	1,408	0.4%	0.6%	0.7%	0.8%
% of FP17s Relating to Continuations	0	1,408	0.0%	1.0%	1.2%	1.3%
% of Patients satisfied with the dentistry they have received	6	6	N/A	94.3%	93.6%	93.2%
% of Patients satisfied with the time they had to wait for an appointment	6	6	N/A	88.1%	89.1%	89.0%

* This is based on patients treated on this contract for their most recent course of treatment. Figures in italics indicate the base number of FP17s or Patient Questionnaire responses are less than 100. N/A is shown where the base number of responses is less than 10 during the period. % is calculated as Quantity/Base number*100

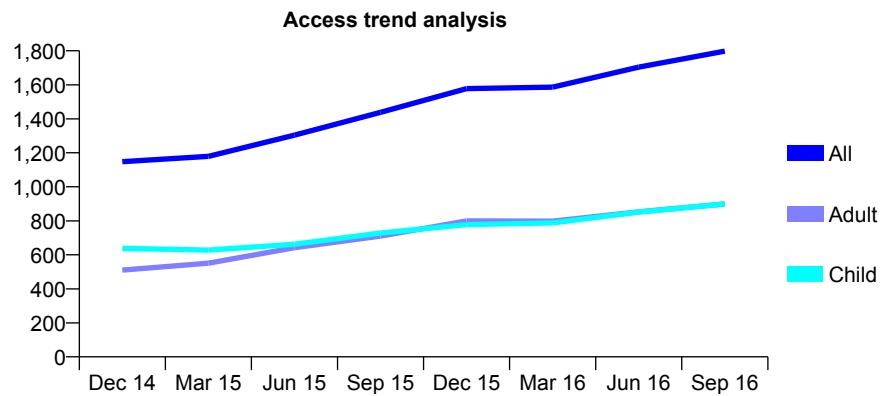
Q67 - Vital Signs At a Glance Contract Report for 819565/0001 - September 2016

Name or company name	MR MN SOUTHON
Contract type name	GDS Contract
Purpose of contract	General and Orthodontic
Contract start date	06/09/2012
Contract end date	

16/17 Contracted general activity (UDA)	4,528
Carry forward general activity (UDA)	-14
16/17 Contracted orthodontic activity (UOA)	0
Carry forward orthodontic activity (UOA)	0
Baseline contract value	£112,671.10

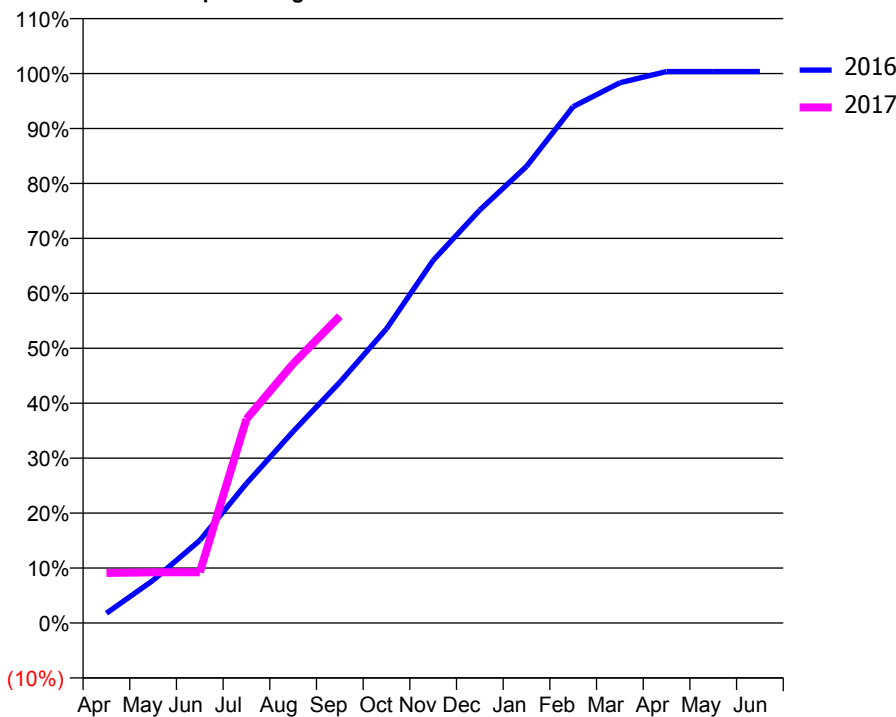
ACCESS*

Patients seen in 24 months	Total	Change since previous quarter
Quarter ending September 2015	1,438	
Quarter ending December 2015	1,578	↑
Quarter ending March 2016	1,586	→
Quarter ending June 2016	1,704	↑
Quarter ending September 2016	1,798	↑
Variance since September 2015	25.0%	↑



ACTIVITY

Cumulative percentage of contracted UDA delivered 2016 & 2017



Month	Adjusted Scheduled Activity (UDA)	
	2016	2017
April	71	413
May	310	418
June	600	418
July	1,013	1,680
August	1,390	2,137
September	1,748	2,529
October	2,136	
November	2,632	
December	2,999	
January	3,315	
February	3,749	
March	3,922	
April	4,003	
May	4,003	
June	4,003	

QUALITY

	Quantity	Base Number	Contract	AT	Region	England
% of FP17s for the same patient ID Re-attending within 3 months - Children	49	740	6.6%	11.8%	11.8%	12.4%
% of FP17s for the same patient ID Re-attending within 3 months - Adults	56	545	10.3%	17.2%	16.6%	16.7%
% of FP17s for the same patient ID Re-attending between 3 & 9 months - Children	361	740	48.8%	55.4%	60.2%	57.4%
% of FP17s for the same patient ID Re-attending between 3 & 9 months - Adults	246	545	45.1%	48.7%	52.0%	50.5%
% of FP17s for Band 1 Urgent Courses	41	1,228	3.3%	10.5%	9.4%	9.1%
% of FP17s Relating to Free Repair or Replacements	0	1,228	0.0%	0.6%	0.7%	0.8%
% of FP17s Relating to Continuations	23	1,228	1.9%	1.0%	1.2%	1.3%
% of Patients satisfied with the dentistry they have received	1	1	N/A	94.3%	93.6%	93.2%
% of Patients satisfied with the time they had to wait for an appointment	1	1	N/A	88.1%	89.1%	89.0%

* This is based on patients treated on this contract for their most recent course of treatment. Figures in italics indicate the base number of FP17s or Patient Questionnaire responses are less than 100. N/A is shown where the base number of responses is less than 10 during the period. % is calculated as Quantity/Base number*100

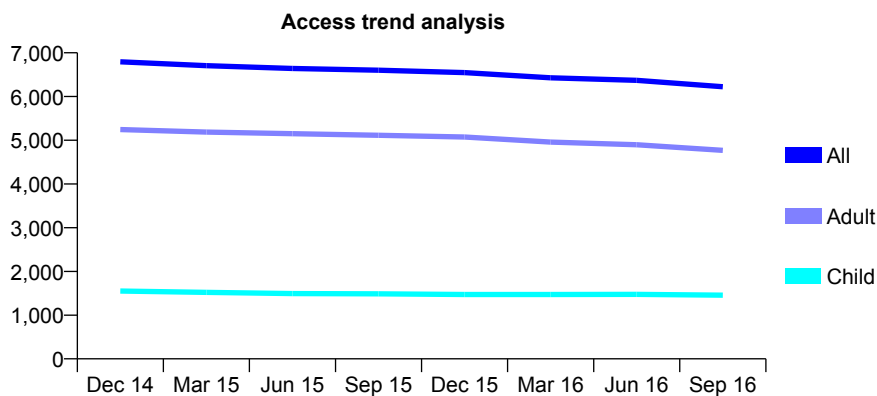
Q67 - Vital Signs At a Glance Contract Report for 820008/0001 - September 2016

Name or company name	MR PW MAUTHE
Contract type name	GDS Contract
Purpose of contract	General
Contract start date	01/04/2006
Contract end date	

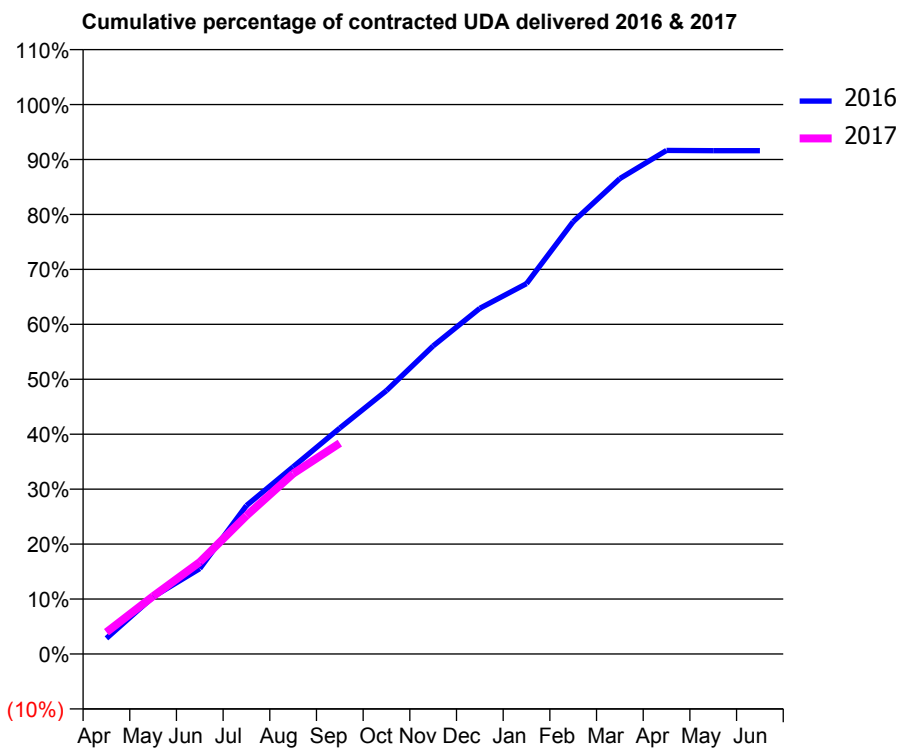
16/17 Contracted general activity (UDA)	17,666
Carry forward general activity (UDA)	0
16/17 Contracted orthodontic activity (UOA)	0
Carry forward orthodontic activity (UOA)	0
Baseline contract value	£431,940.66

ACCESS*

Patients seen in 24 months	Total	Change since previous quarter
Quarter ending September 2015	6,601	
Quarter ending December 2015	6,547	→
Quarter ending March 2016	6,429	↓
Quarter ending June 2016	6,371	→
Quarter ending September 2016	6,225	↓
Variance since September 2015	(5.7%)	↓



ACTIVITY



Month	Adjusted Scheduled Activity (UDA)	
	2016	2017
April	505	703
May	1,838	1,857
June	2,748	2,954
July	4,772	4,449
August	6,016	5,799
September	7,265	6,780
October	8,469	
November	9,905	
December	11,116	
January	11,906	
February	13,902	
March	15,285	
April	16,189	
May	16,183	
June	16,183	

QUALITY

	Quantity	Base Number	Contract	AT	Region	England
% of FP17s for the same patient ID Re-attending within 3 months - Children	58	890	6.5%	11.8%	11.8%	12.4%
% of FP17s for the same patient ID Re-attending within 3 months - Adults	452	2,665	17.0%	17.2%	16.6%	16.7%
% of FP17s for the same patient ID Re-attending between 3 & 9 months - Children	366	890	41.1%	55.4%	60.2%	57.4%
% of FP17s for the same patient ID Re-attending between 3 & 9 months - Adults	955	2,665	35.8%	48.7%	52.0%	50.5%
% of FP17s for Band 1 Urgent Courses	313	3,026	10.3%	10.5%	9.4%	9.1%
% of FP17s Relating to Free Repair or Replacements	13	3,026	0.4%	0.6%	0.7%	0.8%
% of FP17s Relating to Continuations	45	3,026	1.5%	1.0%	1.2%	1.3%
% of Patients satisfied with the dentistry they have received	11	11	100.0%	94.3%	93.6%	93.2%
% of Patients satisfied with the time they had to wait for an appointment	8	11	72.7%	88.1%	89.1%	89.0%

* This is based on patients treated on this contract for their most recent course of treatment. Figures in italics indicate the base number of FP17s or Patient Questionnaire responses are less than 100. N/A is shown where the base number of responses is less than 10 during the period. % is calculated as Quantity/Base number*100

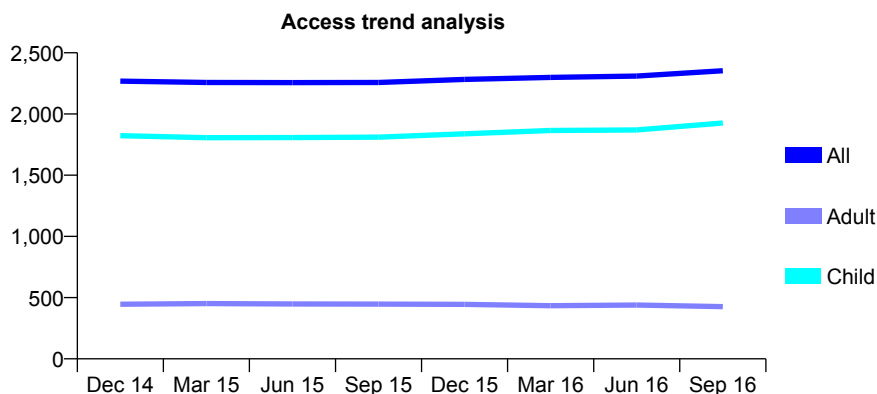
Q67 - Vital Signs At a Glance Contract Report for 822671/0001 - September 2016

Name or company name	MR SV PETER
Contract type name	GDS Contract
Purpose of contract	General
Contract start date	01/04/2006
Contract end date	

16/17 Contracted general activity (UDA)	4,900
Carry forward general activity (UDA)	-30
16/17 Contracted orthodontic activity (UOA)	0
Carry forward orthodontic activity (UOA)	0
Baseline contract value	£119,806.93

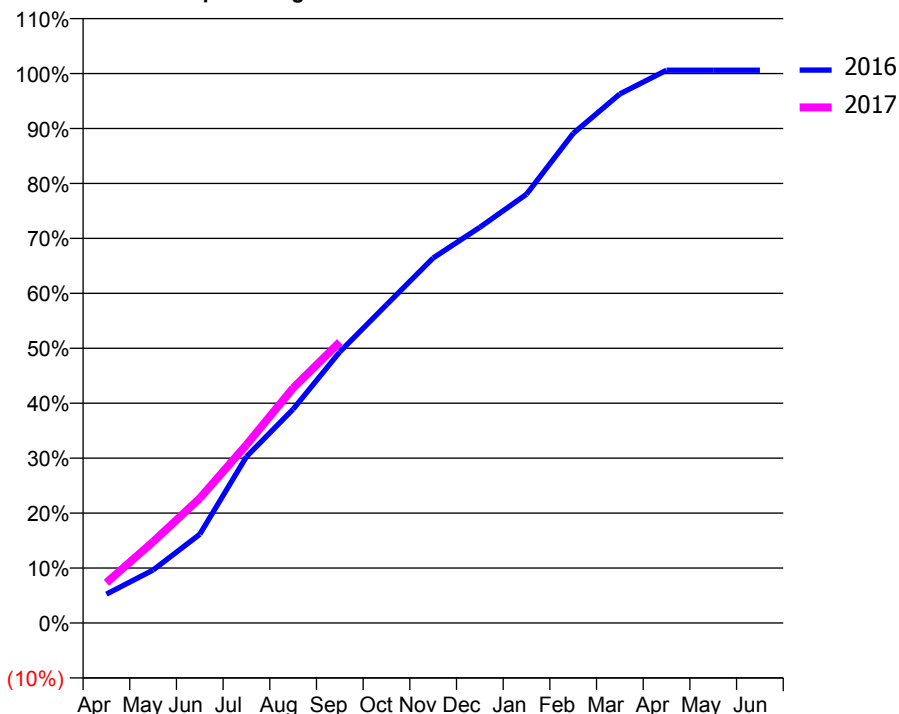
ACCESS*

Patients seen in 24 months	Total	Change since previous quarter
Quarter ending September 2015	2,258	
Quarter ending December 2015	2,283	→
Quarter ending March 2016	2,299	→
Quarter ending June 2016	2,310	→
Quarter ending September 2016	2,353	→
Variance since September 2015	4.2%	↑



ACTIVITY

Cumulative percentage of contracted UDA delivered 2016 & 2017



Month	Adjusted Scheduled Activity (UDA)	
	2016	2017
April	257	359
May	472	725
June	791	1,113
July	1,483	1,589
August	1,906	2,096
September	2,418	2,505
October	2,838	
November	3,255	
December	3,529	
January	3,823	
February	4,365	
March	4,718	
April	4,929	
May	4,929	
June	4,930	

QUALITY

	Quantity	Base Number	Contract	AT	Region	England
% of FP17s for the same patient ID Re-attending within 3 months - Children	106	1,461	7.3%	11.8%	11.8%	12.4%
% of FP17s for the same patient ID Re-attending within 3 months - Adults	23	175	13.1%	17.2%	16.6%	16.7%
% of FP17s for the same patient ID Re-attending between 3 & 9 months - Children	770	1,461	52.7%	55.4%	60.2%	57.4%
% of FP17s for the same patient ID Re-attending between 3 & 9 months - Adults	102	175	58.3%	48.7%	52.0%	50.5%
% of FP17s for Band 1 Urgent Courses	62	1,493	4.2%	10.5%	9.4%	9.1%
% of FP17s Relating to Free Repair or Replacements	0	1,493	0.0%	0.6%	0.7%	0.8%
% of FP17s Relating to Continuations	0	1,493	0.0%	1.0%	1.2%	1.3%
% of Patients satisfied with the dentistry they have received	3	3	N/A	94.3%	93.6%	93.2%
% of Patients satisfied with the time they had to wait for an appointment	3	3	N/A	88.1%	89.1%	89.0%

* This is based on patients treated on this contract for their most recent course of treatment. Figures in italics indicate the base number of FP17s or Patient Questionnaire responses are less than 100. N/A is shown where the base number of responses is less than 10 during the period. % is calculated as Quantity/Base number*100

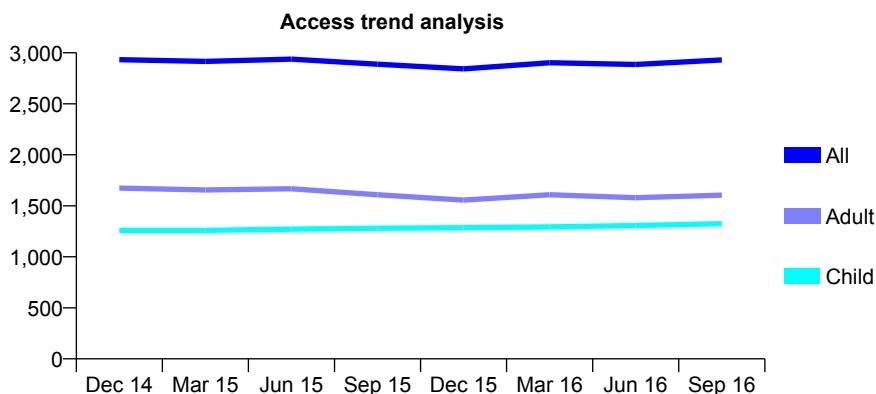
Q67 - Vital Signs At a Glance Contract Report for 828963/0001 - September 2016

Name or company name	MR SM PEARCE
Contract type name	GDS Contract
Purpose of contract	General
Contract start date	01/04/2006
Contract end date	

16/17 Contracted general activity (UDA)	4,413
Carry forward general activity (UDA)	39
16/17 Contracted orthodontic activity (UOA)	0
Carry forward orthodontic activity (UOA)	0
Baseline contract value	£107,899.60

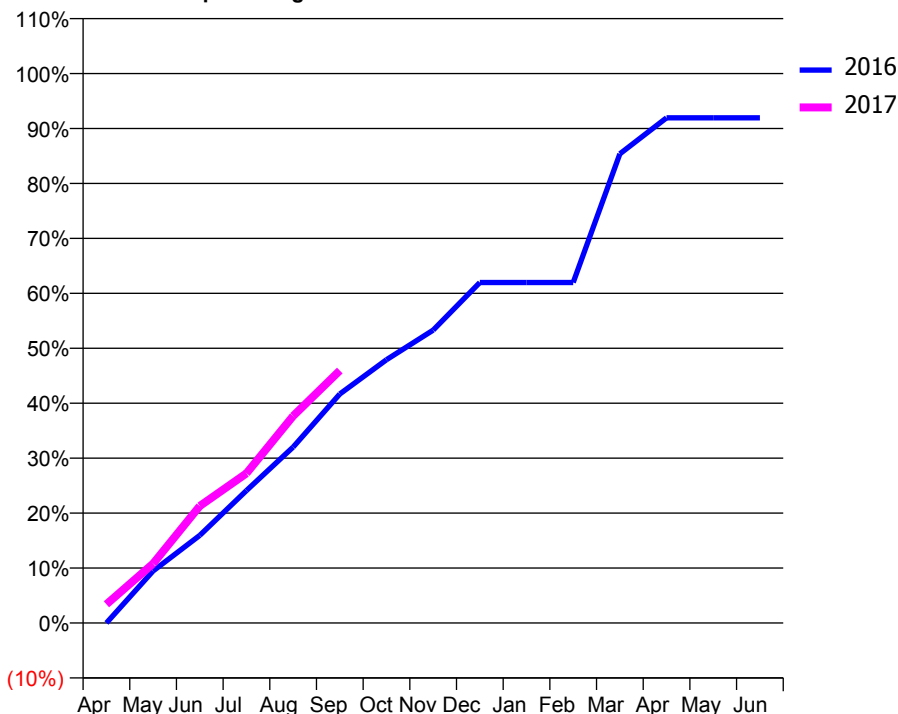
ACCESS*

Patients seen in 24 months	Total	Change since previous quarter
Quarter ending September 2015	2,888	
Quarter ending December 2015	2,842	↓
Quarter ending March 2016	2,902	↑
Quarter ending June 2016	2,886	→
Quarter ending September 2016	2,930	→
Variance since September 2015	1.5%	→



ACTIVITY

Cumulative percentage of contracted UDA delivered 2016 & 2017



Month	Adjusted Scheduled Activity (UDA)	
	2016	2017
April	1	150
May	418	477
June	704	939
July	1,064	1,202
August	1,413	1,662
September	1,839	2,028
October	2,114	
November	2,352	
December	2,734	
January	2,734	
February	2,734	
March	3,768	
April	4,057	
May	4,057	
June	4,057	

QUALITY

	Quantity	Base Number	Contract	AT	Region	England
% of FP17s for the same patient ID Re-attending within 3 months - Children	30	908	3.3%	11.8%	11.8%	12.4%
% of FP17s for the same patient ID Re-attending within 3 months - Adults	29	769	3.8%	17.2%	16.6%	16.7%
% of FP17s for the same patient ID Re-attending between 3 & 9 months - Children	444	908	48.9%	55.4%	60.2%	57.4%
% of FP17s for the same patient ID Re-attending between 3 & 9 months - Adults	294	769	38.2%	48.7%	52.0%	50.5%
% of FP17s for Band 1 Urgent Courses	0	1,504	0.0%	10.5%	9.4%	9.1%
% of FP17s Relating to Free Repair or Replacements	0	1,504	0.0%	0.6%	0.7%	0.8%
% of FP17s Relating to Continuations	8	1,504	0.5%	1.0%	1.2%	1.3%
% of Patients satisfied with the dentistry they have received	4	4	N/A	94.3%	93.6%	93.2%
% of Patients satisfied with the time they had to wait for an appointment	4	4	N/A	88.1%	89.1%	89.0%

* This is based on patients treated on this contract for their most recent course of treatment. Figures in italics indicate the base number of FP17s or Patient Questionnaire responses are less than 100. N/A is shown where the base number of responses is less than 10 during the period. % is calculated as Quantity/Base number*100

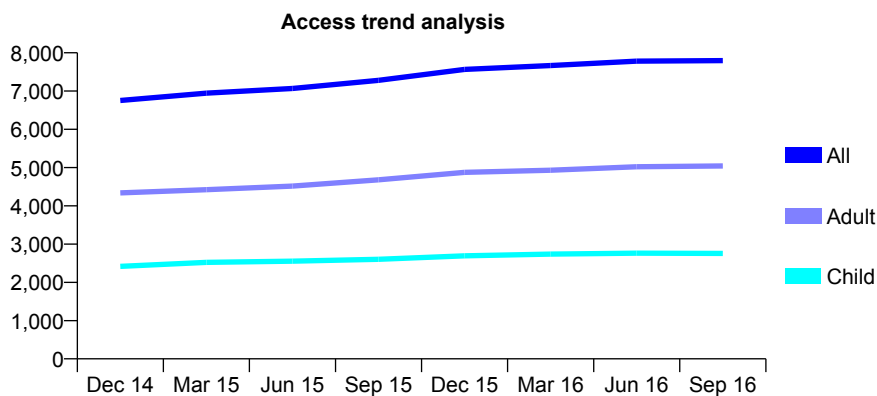
Q67 - Vital Signs At a Glance Contract Report for 829285/0003 - September 2016

Name or company name	MRS CO ADELOYE
Contract type name	GDS Contract
Purpose of contract	General
Contract start date	08/12/2006
Contract end date	

16/17 Contracted general activity (UDA)	21,200
Carry forward general activity (UDA)	-82
16/17 Contracted orthodontic activity (UOA)	0
Carry forward orthodontic activity (UOA)	0
Baseline contract value	£514,968.51

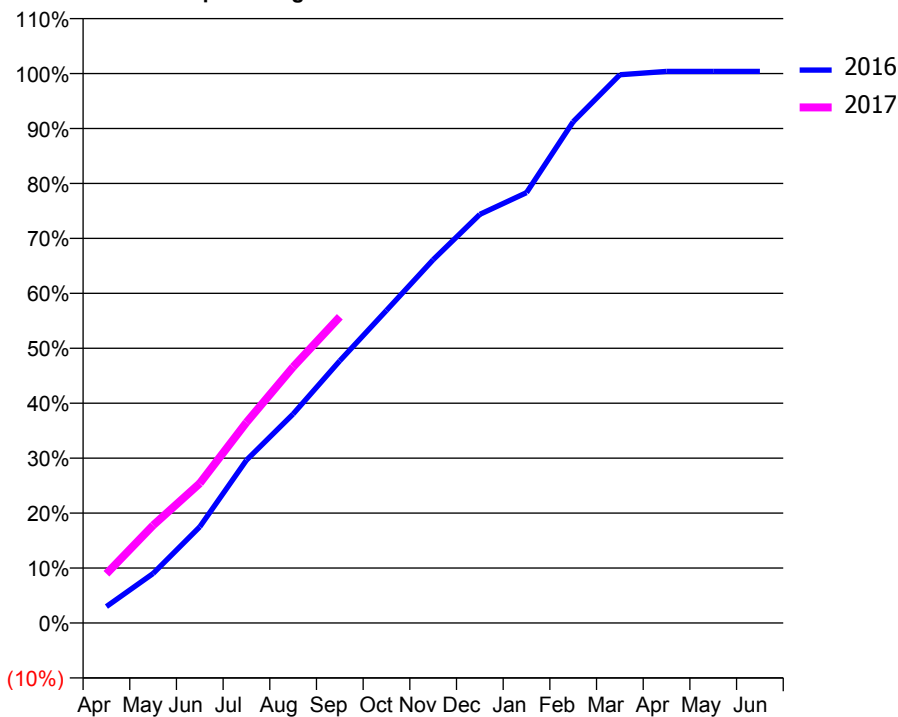
ACCESS*

Patients seen in 24 months	Total	Change since previous quarter
Quarter ending September 2015	7,281	
Quarter ending December 2015	7,567	↑
Quarter ending March 2016	7,667	→
Quarter ending June 2016	7,782	→
Quarter ending September 2016	7,797	→
Variance since September 2015	7.1%	↑



ACTIVITY

Cumulative percentage of contracted UDA delivered 2016 & 2017



Month	Adjusted Scheduled Activity (UDA)	
	2016	2017
April	637	1,899
May	1,913	3,768
June	3,710	5,387
July	6,285	7,739
August	8,067	9,880
September	10,115	11,816
October	12,063	
November	14,019	
December	15,766	
January	16,604	
February	19,343	
March	21,154	
April	21,281	
May	21,282	
June	21,282	

QUALITY

	Quantity	Base Number	Contract	AT	Region	England
% of FP17s for the same patient ID Re-attending within 3 months - Children	84	1,806	4.7%	11.8%	11.8%	12.4%
% of FP17s for the same patient ID Re-attending within 3 months - Adults	406	3,057	13.3%	17.2%	16.6%	16.7%
% of FP17s for the same patient ID Re-attending between 3 & 9 months - Children	855	1,806	47.3%	55.4%	60.2%	57.4%
% of FP17s for the same patient ID Re-attending between 3 & 9 months - Adults	1,207	3,057	39.5%	48.7%	52.0%	50.5%
% of FP17s for Band 1 Urgent Courses	385	4,802	8.0%	10.5%	9.4%	9.1%
% of FP17s Relating to Free Repair or Replacements	58	4,802	1.2%	0.6%	0.7%	0.8%
% of FP17s Relating to Continuations	35	4,802	0.7%	1.0%	1.2%	1.3%
% of Patients satisfied with the dentistry they have received	9	9	N/A	94.3%	93.6%	93.2%
% of Patients satisfied with the time they had to wait for an appointment	9	9	N/A	88.1%	89.1%	89.0%

* This is based on patients treated on this contract for their most recent course of treatment. Figures in italics indicate the base number of FP17s or Patient Questionnaire responses are less than 100. N/A is shown where the base number of responses is less than 10 during the period. % is calculated as Quantity/Base number*100

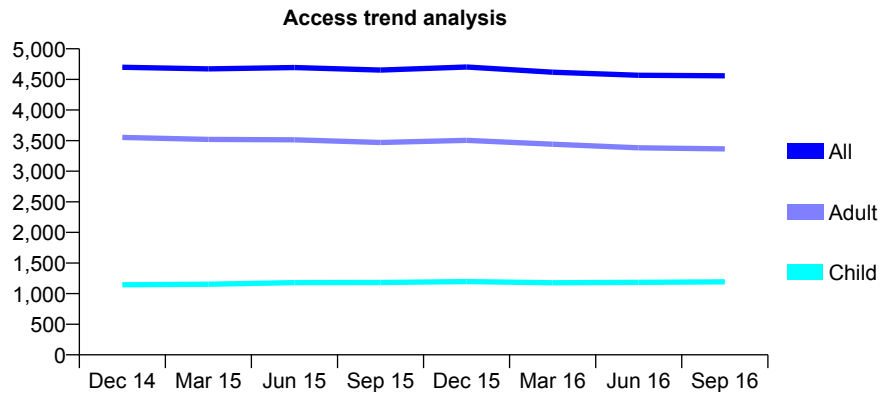
Q67 - Vital Signs At a Glance Contract Report for 829285/0004 - September 2016

Name or company name	MRS CO ADELOYE
Contract type name	GDS Contract
Purpose of contract	General
Contract start date	02/07/2007
Contract end date	

16/17 Contracted general activity (UDA)	16,500
Carry forward general activity (UDA)	0
16/17 Contracted orthodontic activity (UOA)	0
Carry forward orthodontic activity (UOA)	0
Baseline contract value	£354,118.70

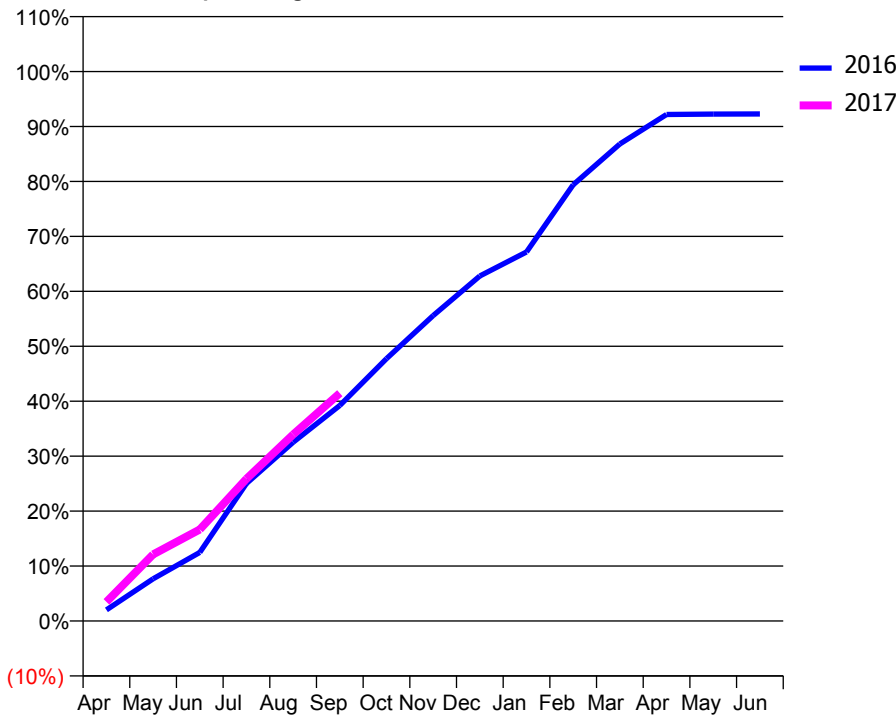
ACCESS*

Patients seen in 24 months	Total	Change since previous quarter
Quarter ending September 2015	4,653	
Quarter ending December 2015	4,702	→
Quarter ending March 2016	4,618	↓
Quarter ending June 2016	4,567	↓
Quarter ending September 2016	4,558	→
Variance since September 2015	(2.0%)	↓



ACTIVITY

Cumulative percentage of contracted UDA delivered 2016 & 2017



Month	Adjusted Scheduled Activity (UDA)	
	2016	2017
April	332	575
May	1,268	2,002
June	2,059	2,749
July	4,130	4,269
August	5,368	5,599
September	6,472	6,842
October	7,877	
November	9,171	
December	10,359	
January	11,080	
February	13,101	
March	14,325	
April	15,209	
May	15,221	
June	15,224	

QUALITY

	Quantity	Base Number	Contract	AT	Region	England
% of FP17s for the same patient ID Re-attending within 3 months - Children	69	899	7.7%	11.8%	11.8%	12.4%
% of FP17s for the same patient ID Re-attending within 3 months - Adults	469	2,336	20.1%	17.2%	16.6%	16.7%
% of FP17s for the same patient ID Re-attending between 3 & 9 months - Children	422	899	46.9%	55.4%	60.2%	57.4%
% of FP17s for the same patient ID Re-attending between 3 & 9 months - Adults	990	2,336	42.4%	48.7%	52.0%	50.5%
% of FP17s for Band 1 Urgent Courses	348	2,880	12.1%	10.5%	9.4%	9.1%
% of FP17s Relating to Free Repair or Replacements	38	2,880	1.3%	0.6%	0.7%	0.8%
% of FP17s Relating to Continuations	32	2,880	1.1%	1.0%	1.2%	1.3%
% of Patients satisfied with the dentistry they have received	7	7	N/A	94.3%	93.6%	93.2%
% of Patients satisfied with the time they had to wait for an appointment	7	7	N/A	88.1%	89.1%	89.0%

* This is based on patients treated on this contract for their most recent course of treatment. Figures in italics indicate the base number of FP17s or Patient Questionnaire responses are less than 100. N/A is shown where the base number of responses is less than 10 during the period. % is calculated as Quantity/Base number*100

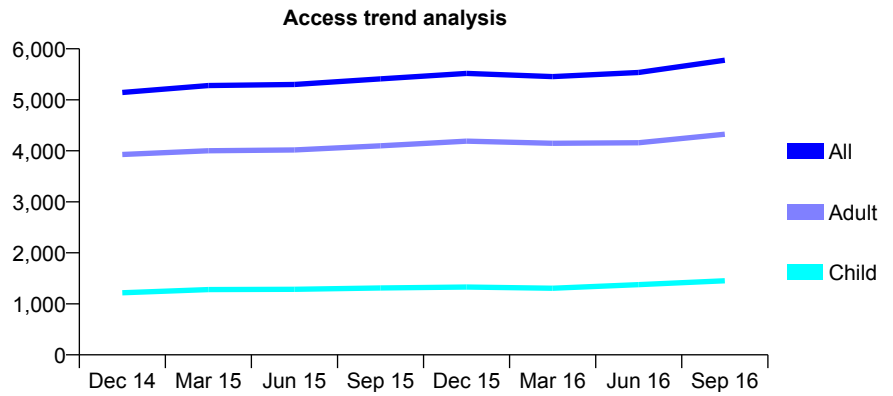
Q67 - Vital Signs At a Glance Contract Report for 829285/0005 - September 2016

Name or company name	MRS CO ADELOYE
Contract type name	GDS Contract
Purpose of contract	General
Contract start date	01/06/2008
Contract end date	

16/17 Contracted general activity (UDA)	18,000
Carry forward general activity (UDA)	518
16/17 Contracted orthodontic activity (UOA)	0
Carry forward orthodontic activity (UOA)	0
Baseline contract value	£427,532.62

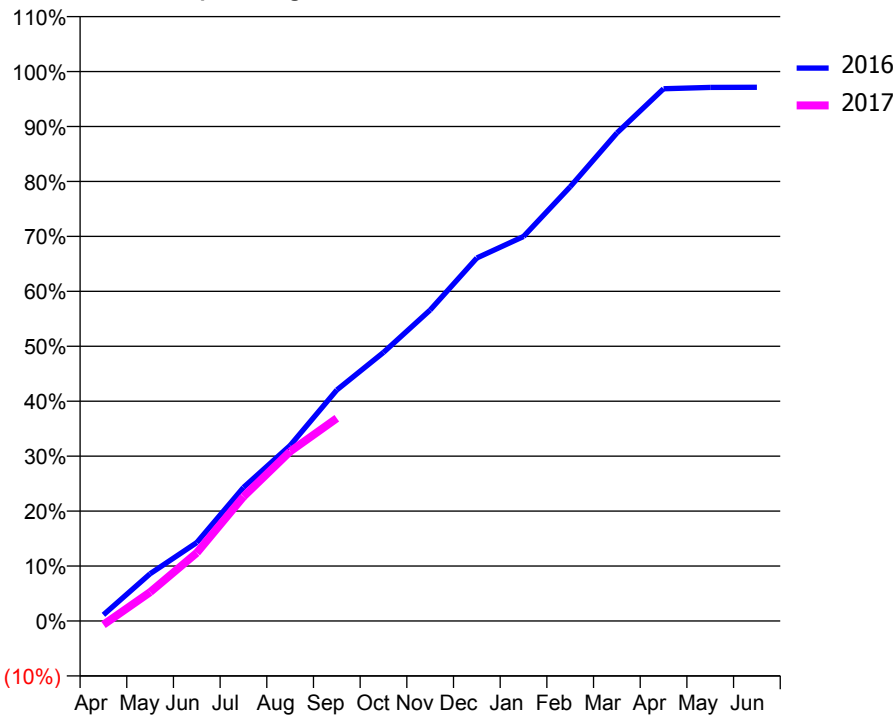
ACCESS*

Patients seen in 24 months	Total	Change since previous quarter
Quarter ending September 2015	5,411	
Quarter ending December 2015	5,518	→
Quarter ending March 2016	5,455	↓
Quarter ending June 2016	5,535	→
Quarter ending September 2016	5,777	↑
Variance since September 2015	6.8%	↑



ACTIVITY

Cumulative percentage of contracted UDA delivered 2016 & 2017



Month	Adjusted Scheduled Activity (UDA)	
	2016	2017
April	205	-124
May	1,550	944
June	2,571	2,233
July	4,373	4,074
August	5,751	5,555
September	7,566	6,643
October	8,800	
November	10,189	
December	11,893	
January	12,597	
February	14,227	
March	15,985	
April	17,436	
May	17,479	
June	17,482	

QUALITY

	Quantity	Base Number	Contract	AT	Region	England
% of FP17s for the same patient ID Re-attending within 3 months - Children	74	1,005	7.4%	11.8%	11.8%	12.4%
% of FP17s for the same patient ID Re-attending within 3 months - Adults	450	2,742	16.4%	17.2%	16.6%	16.7%
% of FP17s for the same patient ID Re-attending between 3 & 9 months - Children	404	1,005	40.2%	55.4%	60.2%	57.4%
% of FP17s for the same patient ID Re-attending between 3 & 9 months - Adults	1,032	2,742	37.6%	48.7%	52.0%	50.5%
% of FP17s for Band 1 Urgent Courses	395	3,173	12.4%	10.5%	9.4%	9.1%
% of FP17s Relating to Free Repair or Replacements	43	3,173	1.4%	0.6%	0.7%	0.8%
% of FP17s Relating to Continuations	53	3,173	1.7%	1.0%	1.2%	1.3%
% of Patients satisfied with the dentistry they have received	10	10	100.0%	94.3%	93.6%	93.2%
% of Patients satisfied with the time they had to wait for an appointment	10	10	100.0%	88.1%	89.1%	89.0%

* This is based on patients treated on this contract for their most recent course of treatment. Figures in italics indicate the base number of FP17s or Patient Questionnaire responses are less than 100. N/A is shown where the base number of responses is less than 10 during the period. % is calculated as Quantity/Base number*100

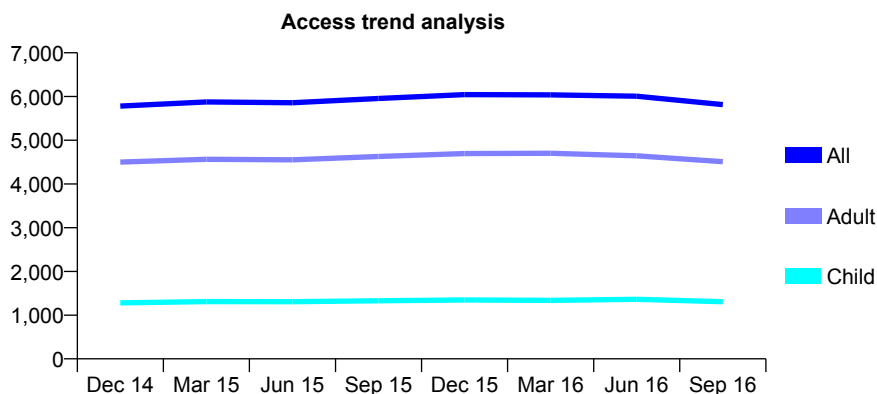
Q67 - Vital Signs At a Glance Contract Report for 844292/0001 - September 2016

Name or company name	The Patel and Murphy Partnership
Contract type name	GDS Contract
Purpose of contract	General
Contract start date	01/04/2006
Contract end date	

16/17 Contracted general activity (UDA)	15,454
Carry forward general activity (UDA)	-285
16/17 Contracted orthodontic activity (UOA)	0
Carry forward orthodontic activity (UOA)	0
Baseline contract value	£382,002.30

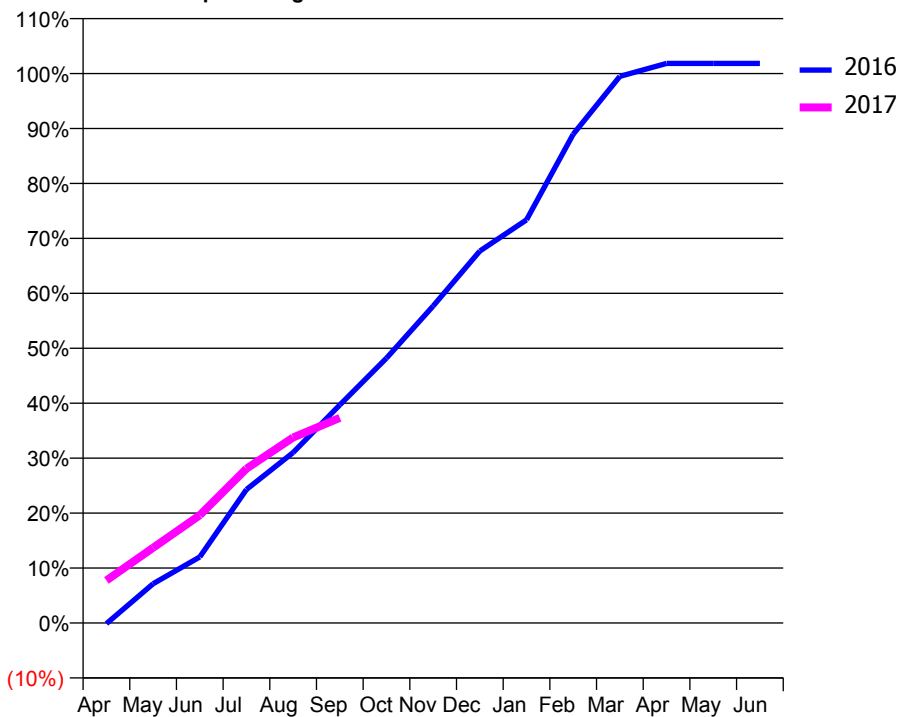
ACCESS*

Patients seen in 24 months	Total	Change since previous quarter
Quarter ending September 2015	5,956	
Quarter ending December 2015	6,045	→
Quarter ending March 2016	6,039	→
Quarter ending June 2016	6,006	→
Quarter ending September 2016	5,816	↓
Variance since September 2015	(2.4%)	↓



ACTIVITY

Cumulative percentage of contracted UDA delivered 2016 & 2017



Month	Adjusted Scheduled Activity (UDA)	
	2016	2017
April	-22	1,197
May	1,106	2,117
June	1,858	3,034
July	3,755	4,340
August	4,793	5,217
September	6,134	5,770
October	7,449	
November	8,915	
December	10,460	
January	11,338	
February	13,747	
March	15,375	
April	15,739	
May	15,739	
June	15,739	

QUALITY

	Quantity	Base Number	Contract	AT	Region	England
% of FP17s for the same patient ID Re-attending within 3 months - Children	25	595	4.2%	11.8%	11.8%	12.4%
% of FP17s for the same patient ID Re-attending within 3 months - Adults	248	1,899	13.1%	17.2%	16.6%	16.7%
% of FP17s for the same patient ID Re-attending between 3 & 9 months - Children	294	595	49.4%	55.4%	60.2%	57.4%
% of FP17s for the same patient ID Re-attending between 3 & 9 months - Adults	903	1,899	47.6%	48.7%	52.0%	50.5%
% of FP17s for Band 1 Urgent Courses	151	2,423	6.2%	10.5%	9.4%	9.1%
% of FP17s Relating to Free Repair or Replacements	45	2,423	1.9%	0.6%	0.7%	0.8%
% of FP17s Relating to Continuations	34	2,423	1.4%	1.0%	1.2%	1.3%
% of Patients satisfied with the dentistry they have received	7	8	N/A	94.3%	93.6%	93.2%
% of Patients satisfied with the time they had to wait for an appointment	8	8	N/A	88.1%	89.1%	89.0%

* This is based on patients treated on this contract for their most recent course of treatment. Figures in italics indicate the base number of FP17s or Patient Questionnaire responses are less than 100. N/A is shown where the base number of responses is less than 10 during the period. % is calculated as Quantity/Base number*100

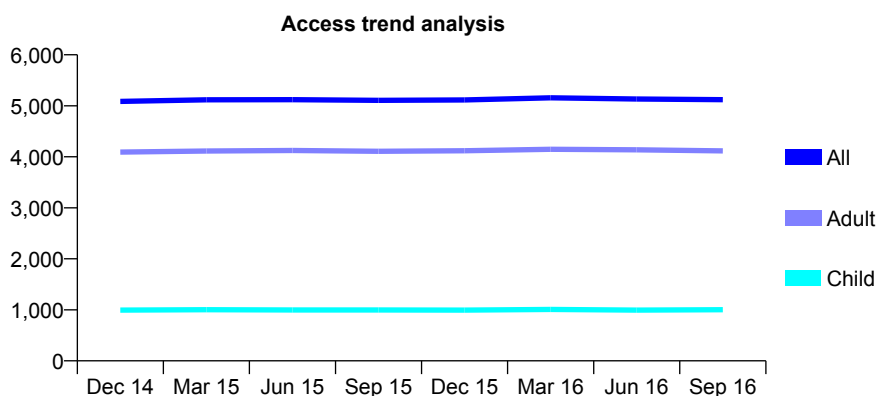
Q67 - Vital Signs At a Glance Contract Report for 847259/0001 - September 2016

Name or company name	MR GT HAMILL
Contract type name	GDS Contract
Purpose of contract	General
Contract start date	01/04/2006
Contract end date	

16/17 Contracted general activity (UDA)	18,773
Carry forward general activity (UDA)	0
16/17 Contracted orthodontic activity (UOA)	0
Carry forward orthodontic activity (UOA)	0
Baseline contract value	£417,244.19

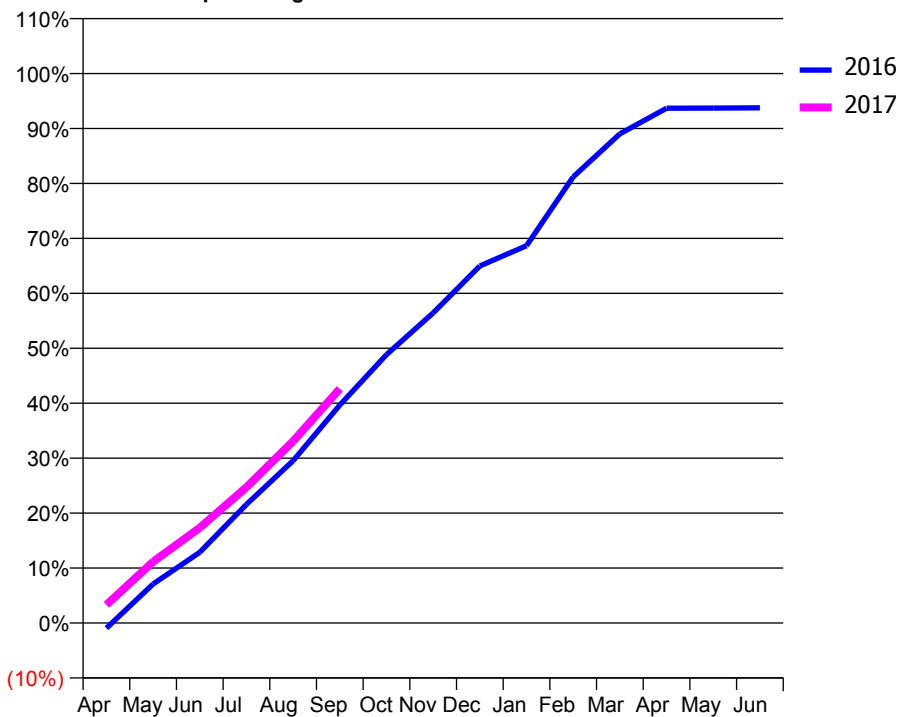
ACCESS*

Patients seen in 24 months	Total	Change since previous quarter
Quarter ending September 2015	5,106	
Quarter ending December 2015	5,115	→
Quarter ending March 2016	5,157	→
Quarter ending June 2016	5,133	→
Quarter ending September 2016	5,119	→
Variance since September 2015	0.3%	→



ACTIVITY

Cumulative percentage of contracted UDA delivered 2016 & 2017



Month	Adjusted Scheduled Activity (UDA)	
	2016	2017
April	-180	621
May	1,334	2,093
June	2,418	3,257
July	4,053	4,639
August	5,545	6,211
September	7,448	8,003
October	9,169	
November	10,595	
December	12,200	
January	12,889	
February	15,241	
March	16,714	
April	17,588	
May	17,592	
June	17,600	

QUALITY

	Quantity	Base Number	Contract	AT	Region	England
% of FP17s for the same patient ID Re-attending within 3 months - Children	42	885	4.7%	11.8%	11.8%	12.4%
% of FP17s for the same patient ID Re-attending within 3 months - Adults	454	3,297	13.8%	17.2%	16.6%	16.7%
% of FP17s for the same patient ID Re-attending between 3 & 9 months - Children	670	885	75.7%	55.4%	60.2%	57.4%
% of FP17s for the same patient ID Re-attending between 3 & 9 months - Adults	2,213	3,297	67.1%	48.7%	52.0%	50.5%
% of FP17s for Band 1 Urgent Courses	205	3,768	5.4%	10.5%	9.4%	9.1%
% of FP17s Relating to Free Repair or Replacements	95	3,768	2.5%	0.6%	0.7%	0.8%
% of FP17s Relating to Continuations	69	3,768	1.8%	1.0%	1.2%	1.3%
% of Patients satisfied with the dentistry they have received	8	9	N/A	94.3%	93.6%	93.2%
% of Patients satisfied with the time they had to wait for an appointment	9	9	N/A	88.1%	89.1%	89.0%

* This is based on patients treated on this contract for their most recent course of treatment. Figures in italics indicate the base number of FP17s or Patient Questionnaire responses are less than 100. N/A is shown where the base number of responses is less than 10 during the period. % is calculated as Quantity/Base number*100

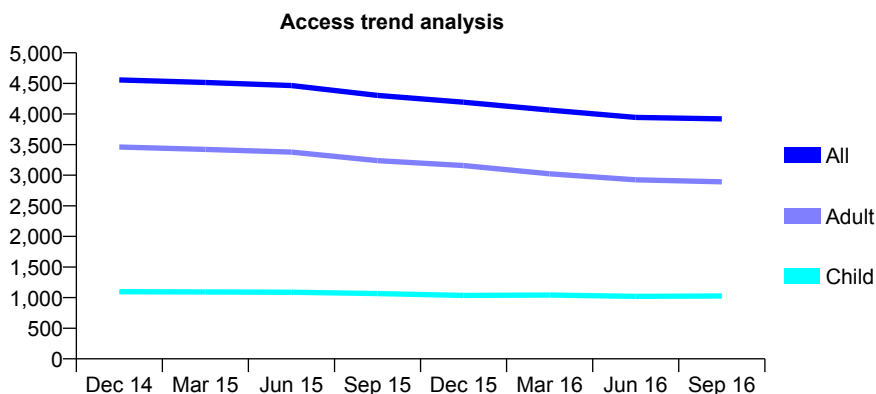
Q67 - Vital Signs At a Glance Contract Report for 848220/0001 - September 2016

Name or company name	MS M RAMZANI
Contract type name	GDS Contract
Purpose of contract	General
Contract start date	01/04/2006
Contract end date	

16/17 Contracted general activity (UDA)	17,760
Carry forward general activity (UDA)	-98
16/17 Contracted orthodontic activity (UOA)	0
Carry forward orthodontic activity (UOA)	0
Baseline contract value	£438,999.03

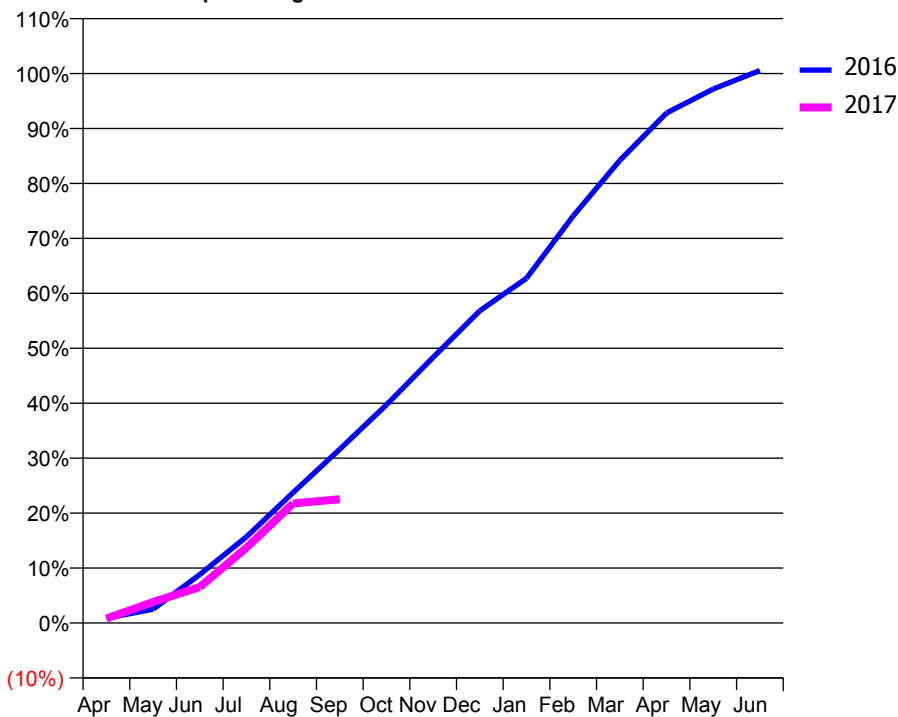
ACCESS*

Patients seen in 24 months	Total	Change since previous quarter
Quarter ending September 2015	4,305	
Quarter ending December 2015	4,193	↓
Quarter ending March 2016	4,064	↓
Quarter ending June 2016	3,945	↓
Quarter ending September 2016	3,920	→
Variance since September 2015	(8.9%)	↓



ACTIVITY

Cumulative percentage of contracted UDA delivered 2016 & 2017



Adjusted Scheduled Activity (UDA)

Month	2016	2017
April	156	145
May	447	679
June	1,566	1,163
July	2,784	2,435
August	4,216	3,865
September	5,618	4,003
October	7,052	
November	8,585	
December	10,090	
January	11,142	
February	13,155	
March	14,952	
April	16,482	
May	17,260	
June	17,858	

QUALITY

	Quantity	Base Number	Contract	AT	Region	England
% of FP17s for the same patient ID Re-attending within 3 months - Children	45	542	8.3%	11.8%	11.8%	12.4%
% of FP17s for the same patient ID Re-attending within 3 months - Adults	248	1,511	16.4%	17.2%	16.6%	16.7%
% of FP17s for the same patient ID Re-attending between 3 & 9 months - Children	193	542	35.6%	55.4%	60.2%	57.4%
% of FP17s for the same patient ID Re-attending between 3 & 9 months - Adults	573	1,511	37.9%	48.7%	52.0%	50.5%
% of FP17s for Band 1 Urgent Courses	141	1,282	11.0%	10.5%	9.4%	9.1%
% of FP17s Relating to Free Repair or Replacements	29	1,282	2.3%	0.6%	0.7%	0.8%
% of FP17s Relating to Continuations	12	1,282	0.9%	1.0%	1.2%	1.3%
% of Patients satisfied with the dentistry they have received	2	2	N/A	94.3%	93.6%	93.2%
% of Patients satisfied with the time they had to wait for an appointment	2	2	N/A	88.1%	89.1%	89.0%

* This is based on patients treated on this contract for their most recent course of treatment. Figures in italics indicate the base number of FP17s or Patient Questionnaire responses are less than 100. N/A is shown where the base number of responses is less than 10 during the period. % is calculated as Quantity/Base number*100

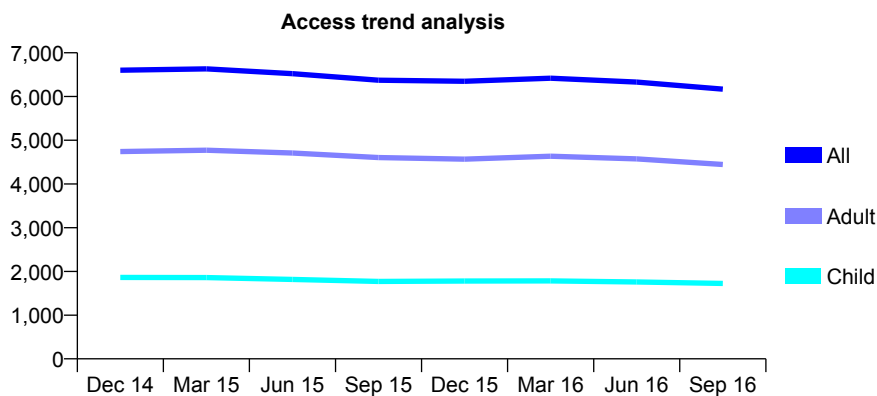
Q67 - Vital Signs At a Glance Contract Report for 855405/0001 - September 2016

Name or company name	MR M VAHID
Contract type name	GDS Contract
Purpose of contract	General
Contract start date	01/02/2007
Contract end date	

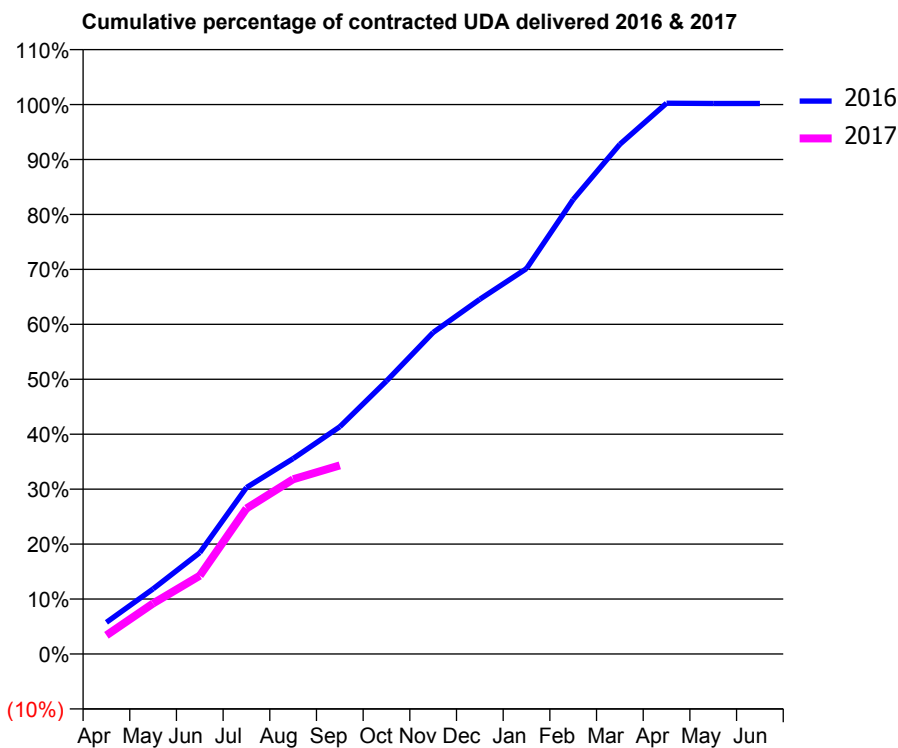
16/17 Contracted general activity (UDA)	17,664
Carry forward general activity (UDA)	-33
16/17 Contracted orthodontic activity (UOA)	0
Carry forward orthodontic activity (UOA)	0
Baseline contract value	£431,933.69

ACCESS*

Patients seen in 24 months	Total	Change since previous quarter
Quarter ending September 2015	6,374	
Quarter ending December 2015	6,349	→
Quarter ending March 2016	6,419	→
Quarter ending June 2016	6,331	↓
Quarter ending September 2016	6,170	↓
Variance since September 2015	(3.2%)	↓



ACTIVITY



Month	Adjusted Scheduled Activity (UDA)	
	2016	2017
April	1,020	602
May	2,093	1,625
June	3,258	2,520
July	5,352	4,679
August	6,280	5,620
September	7,306	6,062
October	8,778	
November	10,337	
December	11,404	
January	12,391	
February	14,610	
March	16,386	
April	17,706	
May	17,698	
June	17,697	

QUALITY

	Quantity	Base Number	Contract	AT	Region	England
% of FP17s for the same patient ID Re-attending within 3 months - Children	78	1,127	6.9%	11.8%	11.8%	12.4%
% of FP17s for the same patient ID Re-attending within 3 months - Adults	433	2,839	15.3%	17.2%	16.6%	16.7%
% of FP17s for the same patient ID Re-attending between 3 & 9 months - Children	672	1,127	59.6%	55.4%	60.2%	57.4%
% of FP17s for the same patient ID Re-attending between 3 & 9 months - Adults	1,553	2,839	54.7%	48.7%	52.0%	50.5%
% of FP17s for Band 1 Urgent Courses	492	3,382	14.5%	10.5%	9.4%	9.1%
% of FP17s Relating to Free Repair or Replacements	2	3,382	0.1%	0.6%	0.7%	0.8%
% of FP17s Relating to Continuations	6	3,382	0.2%	1.0%	1.2%	1.3%
% of Patients satisfied with the dentistry they have received	5	6	N/A	94.3%	93.6%	93.2%
% of Patients satisfied with the time they had to wait for an appointment	5	6	N/A	88.1%	89.1%	89.0%

* This is based on patients treated on this contract for their most recent course of treatment. Figures in italics indicate the base number of FP17s or Patient Questionnaire responses are less than 100. N/A is shown where the base number of responses is less than 10 during the period. % is calculated as Quantity/Base number*100

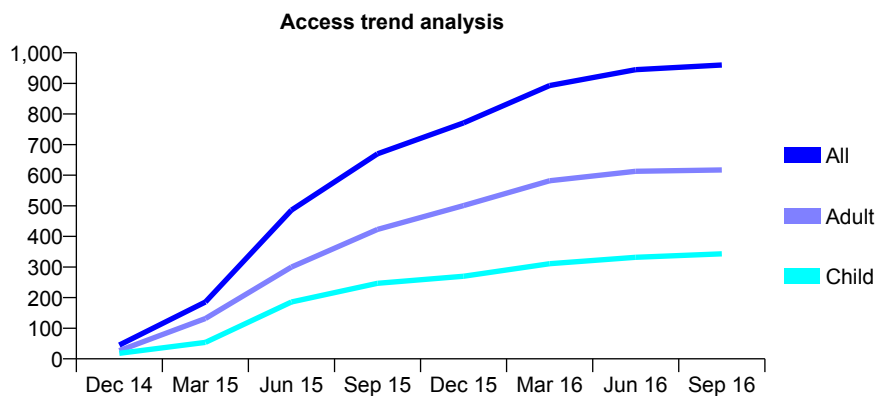
Q67 - Vital Signs At a Glance Contract Report for 859745/0001 - September 2016

Name or company name	MRS TO ILORI
Contract type name	GDS Contract
Purpose of contract	General
Contract start date	13/10/2014
Contract end date	

16/17 Contracted general activity (UDA)	2,003
Carry forward general activity (UDA)	-26
16/17 Contracted orthodontic activity (UOA)	0
Carry forward orthodontic activity (UOA)	0
Baseline contract value	£50,250.05

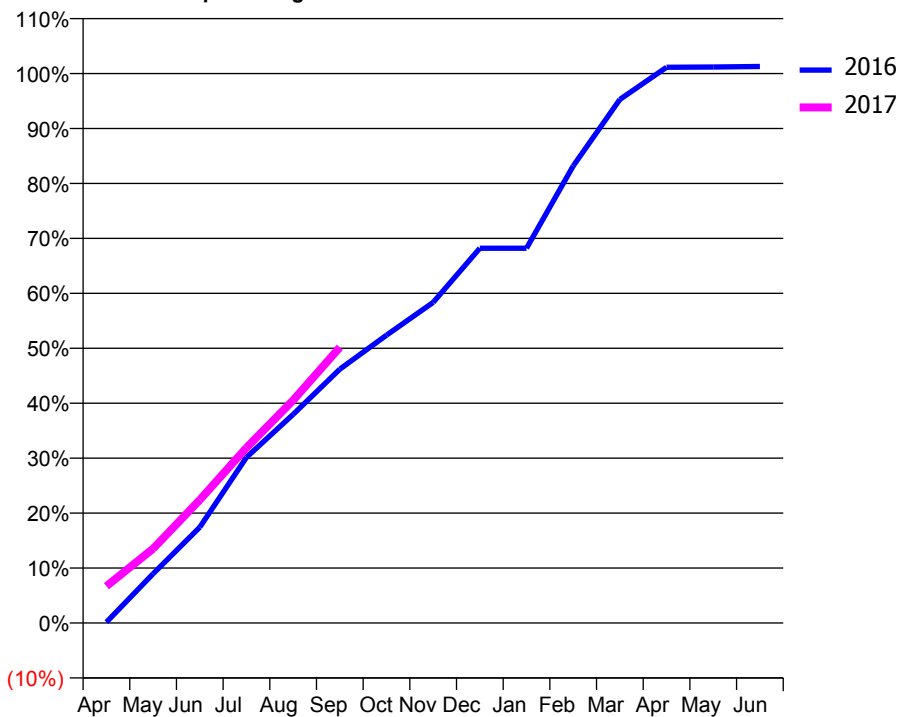
ACCESS*

Patients seen in 24 months	Total	Change since previous quarter
Quarter ending September 2015	670	
Quarter ending December 2015	771	↑
Quarter ending March 2016	893	↑
Quarter ending June 2016	945	↑
Quarter ending September 2016	960	→
Variance since September 2015	43.3%	↑



ACTIVITY

Cumulative percentage of contracted UDA delivered 2016 & 2017



Adjusted Scheduled Activity (UDA)

Month	2016	2017
April	3	134
May	179	271
June	349	449
July	604	639
August	760	812
September	925	1,005
October	1,049	
November	1,169	
December	1,366	
January	1,366	
February	1,666	
March	1,908	
April	2,026	
May	2,027	
June	2,029	

QUALITY

	Quantity	Base Number	Contract	AT	Region	England
% of FP17s for the same patient ID Re-attending within 3 months - Children	8	225	3.6%	11.8%	11.8%	12.4%
% of FP17s for the same patient ID Re-attending within 3 months - Adults	45	396	11.4%	17.2%	16.6%	16.7%
% of FP17s for the same patient ID Re-attending between 3 & 9 months - Children	33	225	14.7%	55.4%	60.2%	57.4%
% of FP17s for the same patient ID Re-attending between 3 & 9 months - Adults	126	396	31.8%	48.7%	52.0%	50.5%
% of FP17s for Band 1 Urgent Courses	60	553	10.8%	10.5%	9.4%	9.1%
% of FP17s Relating to Free Repair or Replacements	6	553	1.1%	0.6%	0.7%	0.8%
% of FP17s Relating to Continuations	3	553	0.5%	1.0%	1.2%	1.3%
% of Patients satisfied with the dentistry they have received	3	3	N/A	94.3%	93.6%	93.2%
% of Patients satisfied with the time they had to wait for an appointment	3	3	N/A	88.1%	89.1%	89.0%

* This is based on patients treated on this contract for their most recent course of treatment. Figures in italics indicate the base number of FP17s or Patient Questionnaire responses are less than 100. N/A is shown where the base number of responses is less than 10 during the period. % is calculated as Quantity/Base number*100

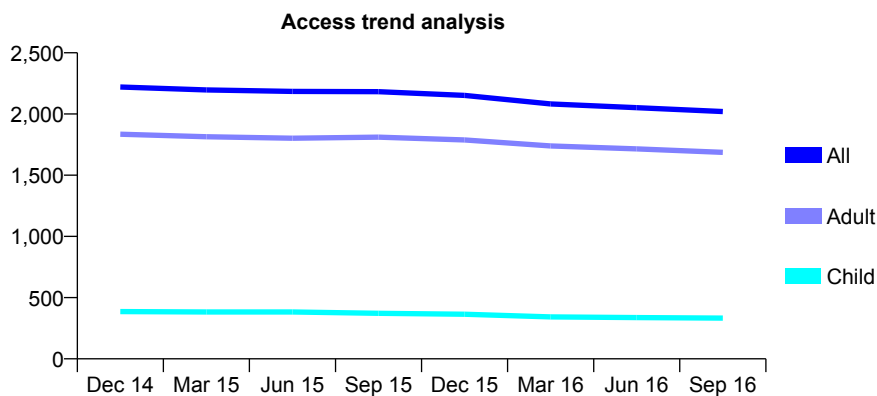
Q67 - Vital Signs At a Glance Contract Report for 912360/0001 - September 2016

Name or company name	MR MP JONES
Contract type name	GDS Contract
Purpose of contract	General
Contract start date	01/04/2006
Contract end date	

16/17 Contracted general activity (UDA)	6,421
Carry forward general activity (UDA)	0
16/17 Contracted orthodontic activity (UOA)	0
Carry forward orthodontic activity (UOA)	0
Baseline contract value	£142,711.07

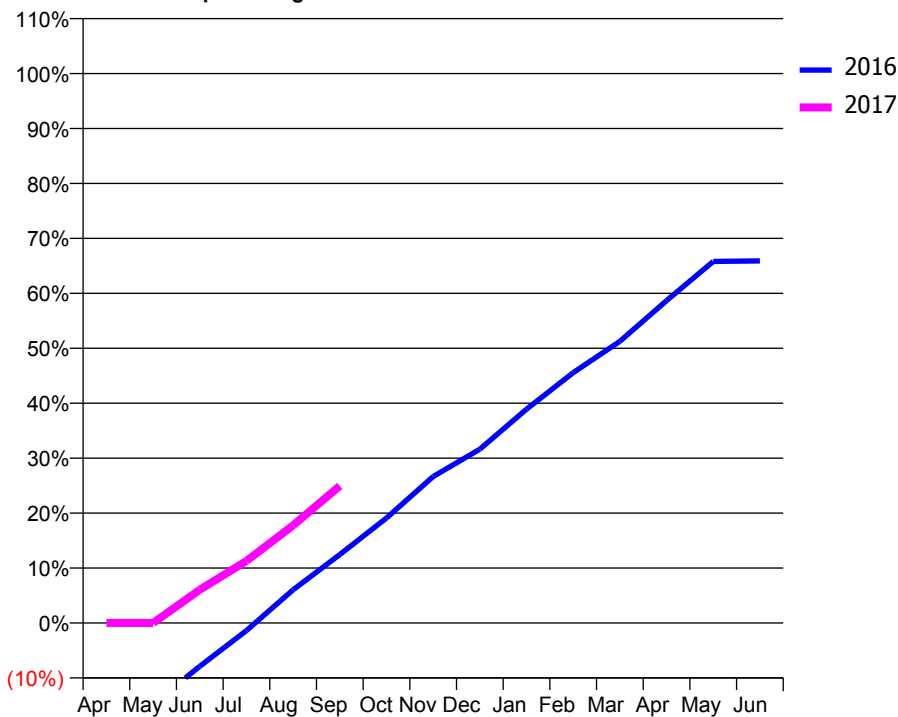
ACCESS*

Patients seen in 24 months	Total	Change since previous quarter
Quarter ending September 2015	2,183	
Quarter ending December 2015	2,152	↓
Quarter ending March 2016	2,082	↓
Quarter ending June 2016	2,052	↓
Quarter ending September 2016	2,020	↓
Variance since September 2015	(7.5%)	↓



ACTIVITY

Cumulative percentage of contracted UDA delivered 2016 & 2017



Adjusted Scheduled Activity (UDA)

Month	2016	2017
April	-947	0
May	-947	0
June	-508	388
July	-89	726
August	389	1,141
September	800	1,603
October	1,227	
November	1,711	
December	2,031	
January	2,498	
February	2,925	
March	3,291	
April	3,768	
May	4,225	
June	4,231	

QUALITY

	Quantity	Base Number	Contract	AT	Region	England
% of FP17s for the same patient ID Re-attending within 3 months - Children	6	246	2.4%	11.8%	11.8%	12.4%
% of FP17s for the same patient ID Re-attending within 3 months - Adults	120	1,241	9.7%	17.2%	16.6%	16.7%
% of FP17s for the same patient ID Re-attending between 3 & 9 months - Children	146	246	59.3%	55.4%	60.2%	57.4%
% of FP17s for the same patient ID Re-attending between 3 & 9 months - Adults	844	1,241	68.0%	48.7%	52.0%	50.5%
% of FP17s for Band 1 Urgent Courses	42	941	4.5%	10.5%	9.4%	9.1%
% of FP17s Relating to Free Repair or Replacements	9	941	1.0%	0.6%	0.7%	0.8%
% of FP17s Relating to Continuations	5	941	0.5%	1.0%	1.2%	1.3%
% of Patients satisfied with the dentistry they have received	2	2	N/A	94.3%	93.6%	93.2%
% of Patients satisfied with the time they had to wait for an appointment	2	2	N/A	88.1%	89.1%	89.0%

* This is based on patients treated on this contract for their most recent course of treatment. Figures in italics indicate the base number of FP17s or Patient Questionnaire responses are less than 100. N/A is shown where the base number of responses is less than 10 during the period. % is calculated as Quantity/Base number*100

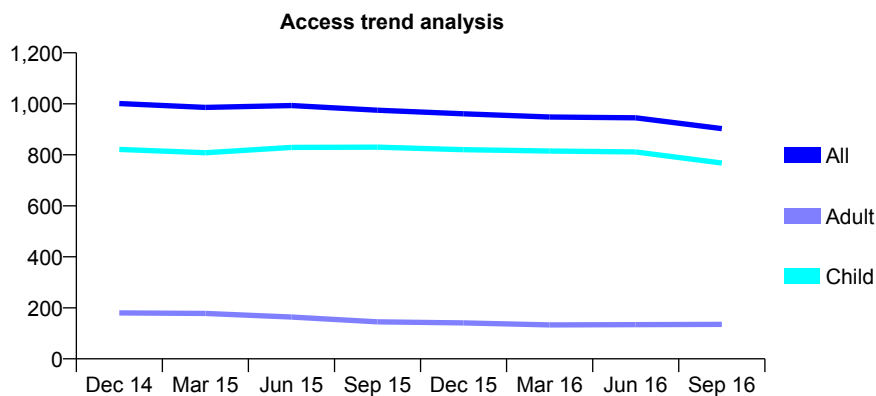
Q67 - Vital Signs At a Glance Contract Report for 913278/0001 - September 2016

Name or company name	MRS LD LUNNESS-BARNES
Contract type name	GDS Contract
Purpose of contract	General
Contract start date	01/04/2006
Contract end date	

16/17 Contracted general activity (UDA)	1,700
Carry forward general activity (UDA)	22
16/17 Contracted orthodontic activity (UOA)	0
Carry forward orthodontic activity (UOA)	0
Baseline contract value	£42,030.98

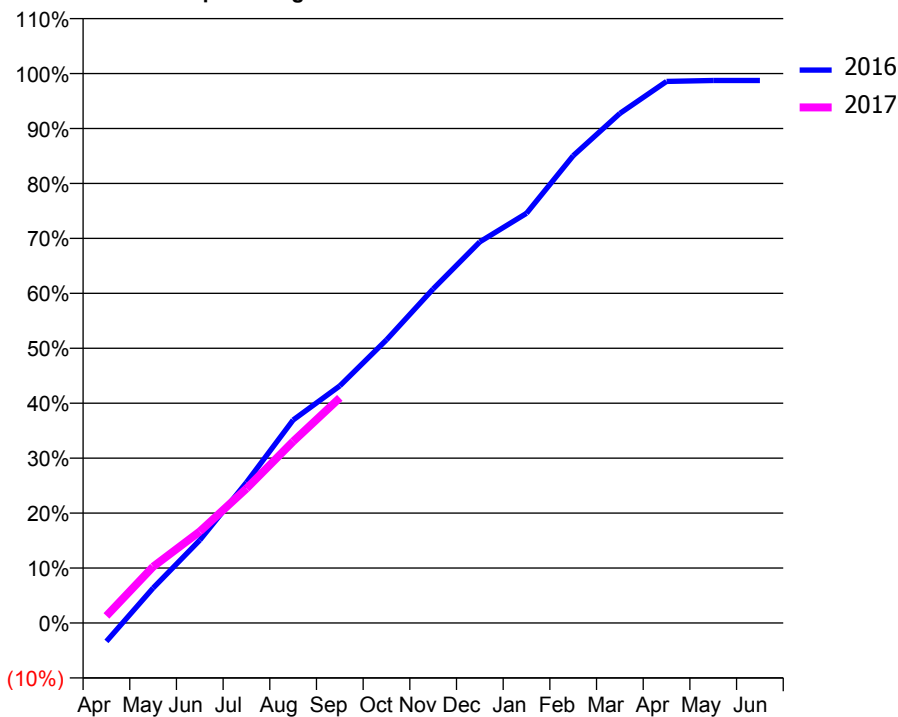
ACCESS*

Patients seen in 24 months	Total	Change since previous quarter
Quarter ending September 2015	975	
Quarter ending December 2015	961	↓
Quarter ending March 2016	948	↓
Quarter ending June 2016	945	→
Quarter ending September 2016	903	↓
Variance since September 2015	(7.4%)	↓



ACTIVITY

Cumulative percentage of contracted UDA delivered 2016 & 2017



Adjusted Scheduled Activity (UDA)

Month	2016	2017
April	-57	22
May	108	174
June	256	283
July	435	416
August	628	562
September	734	697
October	876	
November	1,034	
December	1,179	
January	1,268	
February	1,446	
March	1,577	
April	1,675	
May	1,678	
June	1,678	

QUALITY

	Quantity	Base Number	Contract	AT	Region	England
% of FP17s for the same patient ID Re-attending within 3 months - Children	40	551	7.3%	11.8%	11.8%	12.4%
% of FP17s for the same patient ID Re-attending within 3 months - Adults	5	54	9.3%	17.2%	16.6%	16.7%
% of FP17s for the same patient ID Re-attending between 3 & 9 months - Children	371	551	67.3%	55.4%	60.2%	57.4%
% of FP17s for the same patient ID Re-attending between 3 & 9 months - Adults	22	54	40.7%	48.7%	52.0%	50.5%
% of FP17s for Band 1 Urgent Courses	13	541	2.4%	10.5%	9.4%	9.1%
% of FP17s Relating to Free Repair or Replacements	0	541	0.0%	0.6%	0.7%	0.8%
% of FP17s Relating to Continuations	0	541	0.0%	1.0%	1.2%	1.3%
% of Patients satisfied with the dentistry they have received	1	1	N/A	94.3%	93.6%	93.2%
% of Patients satisfied with the time they had to wait for an appointment	1	1	N/A	88.1%	89.1%	89.0%

* This is based on patients treated on this contract for their most recent course of treatment. Figures in italics indicate the base number of FP17s or Patient Questionnaire responses are less than 100. N/A is shown where the base number of responses is less than 10 during the period. % is calculated as Quantity/Base number*100

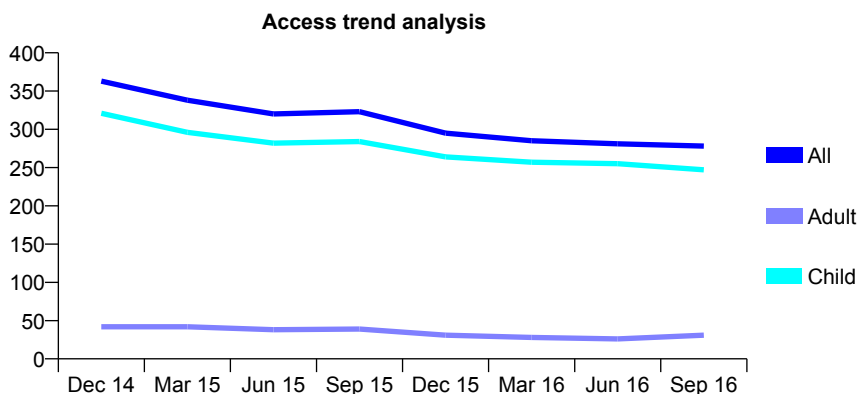
Q67 - Vital Signs At a Glance Contract Report for 913375/0001 - September 2016

Name or company name	MR CH LEWNS
Contract type name	GDS Contract
Purpose of contract	General
Contract start date	01/04/2006
Contract end date	

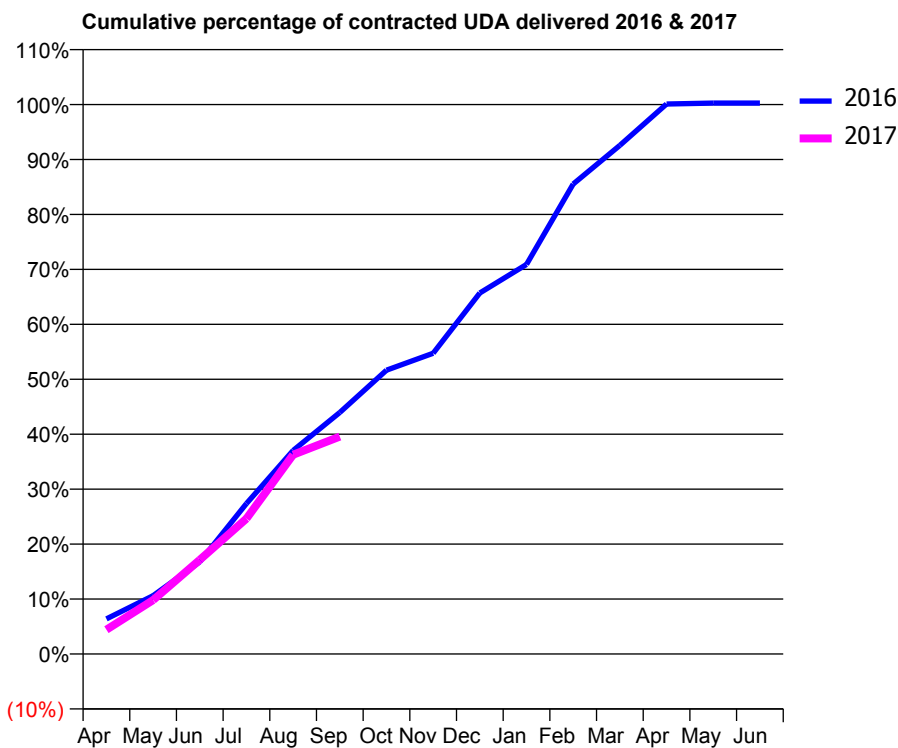
16/17 Contracted general activity (UDA)	520
Carry forward general activity (UDA)	-1
16/17 Contracted orthodontic activity (UOA)	0
Carry forward orthodontic activity (UOA)	0
Baseline contract value	£11,386.56

ACCESS*

Patients seen in 24 months	Total	Change since previous quarter
Quarter ending September 2015	323	
Quarter ending December 2015	295	↓
Quarter ending March 2016	285	↓
Quarter ending June 2016	281	↓
Quarter ending September 2016	278	↓
Variance since September 2015	(13.9%)	↓



ACTIVITY



Month	Adjusted Scheduled Activity (UDA)	
	2016	2017
April	33	23
May	55	51
June	87	89
July	142	128
August	193	189
September	229	206
October	269	
November	285	
December	342	
January	369	
February	445	
March	481	
April	520	
May	521	
June	521	

QUALITY

	Quantity	Base Number	Contract	AT	Region	England
% of FP17s for the same patient ID Re-attending within 3 months - Children	14	175	8.0%	11.8%	11.8%	12.4%
% of FP17s for the same patient ID Re-attending within 3 months - Adults	0	0	N/A	17.2%	16.6%	16.7%
% of FP17s for the same patient ID Re-attending between 3 & 9 months - Children	97	175	55.4%	55.4%	60.2%	57.4%
% of FP17s for the same patient ID Re-attending between 3 & 9 months - Adults	0	0	N/A	48.7%	52.0%	50.5%
% of FP17s for Band 1 Urgent Courses	4	146	2.7%	10.5%	9.4%	9.1%
% of FP17s Relating to Free Repair or Replacements	0	146	0.0%	0.6%	0.7%	0.8%
% of FP17s Relating to Continuations	0	146	0.0%	1.0%	1.2%	1.3%
% of Patients satisfied with the dentistry they have received	0	0	N/A	94.3%	93.6%	93.2%
% of Patients satisfied with the time they had to wait for an appointment	0	0	N/A	88.1%	89.1%	89.0%

* This is based on patients treated on this contract for their most recent course of treatment. Figures in italics indicate the base number of FP17s or Patient Questionnaire responses are less than 100. N/A is shown where the base number of responses is less than 10 during the period. % is calculated as Quantity/Base number*100

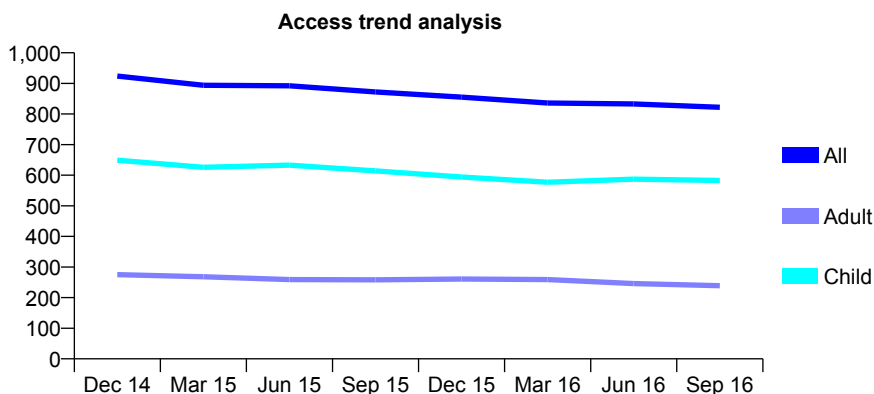
Q67 - Vital Signs At a Glance Contract Report for 913383/0001 - September 2016

Name or company name	MR TJ VAN DIEPEN
Contract type name	GDS Contract
Purpose of contract	General
Contract start date	01/04/2006
Contract end date	

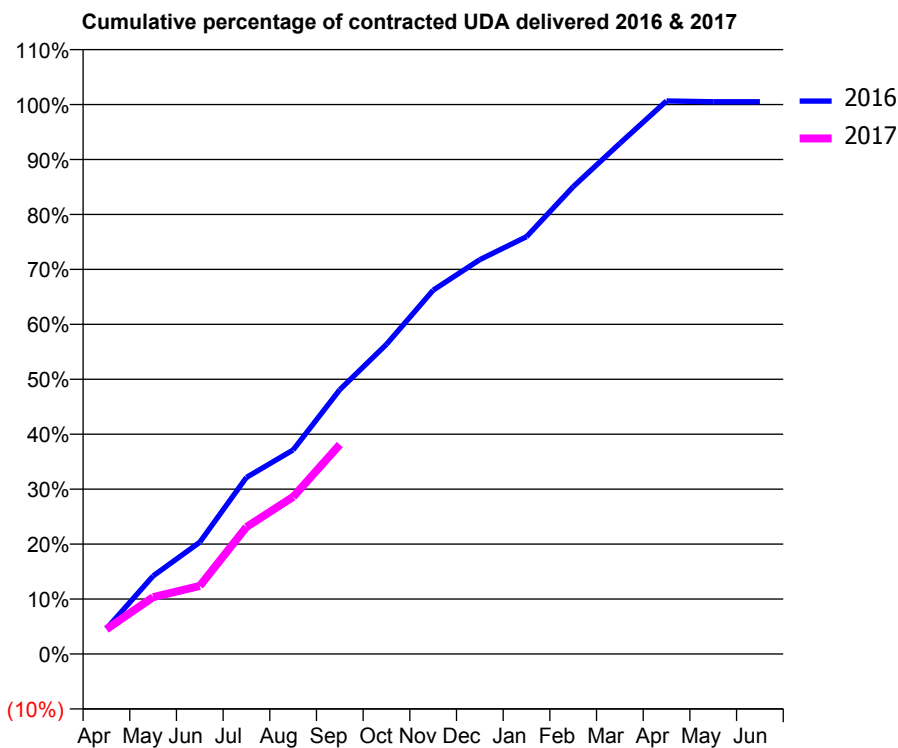
16/17 Contracted general activity (UDA)	2,000
Carry forward general activity (UDA)	-10
16/17 Contracted orthodontic activity (UOA)	0
Carry forward orthodontic activity (UOA)	0
Baseline contract value	£48,900.80

ACCESS*

Patients seen in 24 months	Total	Change since previous quarter
Quarter ending September 2015	872	
Quarter ending December 2015	855	↓
Quarter ending March 2016	836	↓
Quarter ending June 2016	833	→
Quarter ending September 2016	822	↓
Variance since September 2015	(5.7%)	↓



ACTIVITY



Month	Adjusted Scheduled Activity (UDA)	
	2016	2017
April	92	90
May	284	207
June	407	248
July	643	462
August	743	572
September	962	762
October	1,127	
November	1,324	
December	1,436	
January	1,519	
February	1,701	
March	1,858	
April	2,013	
May	2,010	
June	2,010	

QUALITY

	Quantity	Base Number	Contract	AT	Region	England
% of FP17s for the same patient ID Re-attending within 3 months - Children	16	477	3.4%	11.8%	11.8%	12.4%
% of FP17s for the same patient ID Re-attending within 3 months - Adults	26	158	16.5%	17.2%	16.6%	16.7%
% of FP17s for the same patient ID Re-attending between 3 & 9 months - Children	295	477	61.8%	55.4%	60.2%	57.4%
% of FP17s for the same patient ID Re-attending between 3 & 9 months - Adults	92	158	58.2%	48.7%	52.0%	50.5%
% of FP17s for Band 1 Urgent Courses	7	541	1.3%	10.5%	9.4%	9.1%
% of FP17s Relating to Free Repair or Replacements	0	541	0.0%	0.6%	0.7%	0.8%
% of FP17s Relating to Continuations	1	541	0.2%	1.0%	1.2%	1.3%
% of Patients satisfied with the dentistry they have received	1	1	N/A	94.3%	93.6%	93.2%
% of Patients satisfied with the time they had to wait for an appointment	1	1	N/A	88.1%	89.1%	89.0%

* This is based on patients treated on this contract for their most recent course of treatment. Figures in italics indicate the base number of FP17s or Patient Questionnaire responses are less than 100. N/A is shown where the base number of responses is less than 10 during the period. % is calculated as Quantity/Base number*100

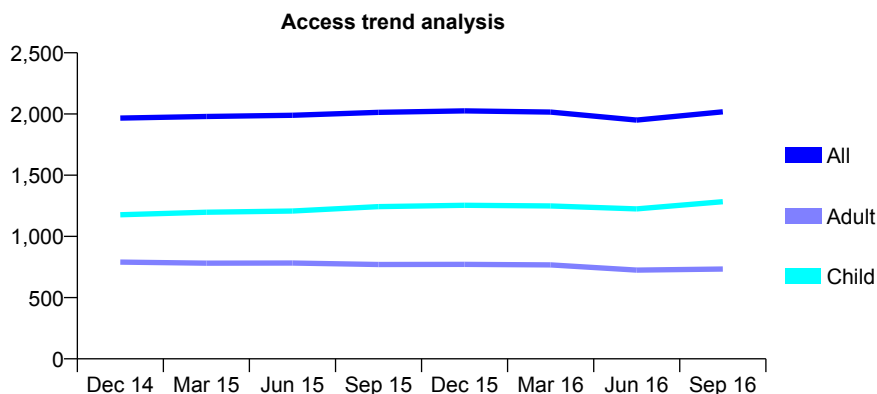
Q67 - Vital Signs At a Glance Contract Report for 913863/0001 - September 2016

Name or company name	MISS SP MEADS
Contract type name	GDS Contract
Purpose of contract	General
Contract start date	01/04/2006
Contract end date	

16/17 Contracted general activity (UDA)	5,213
Carry forward general activity (UDA)	-16
16/17 Contracted orthodontic activity (UOA)	0
Carry forward orthodontic activity (UOA)	0
Baseline contract value	£128,860.56

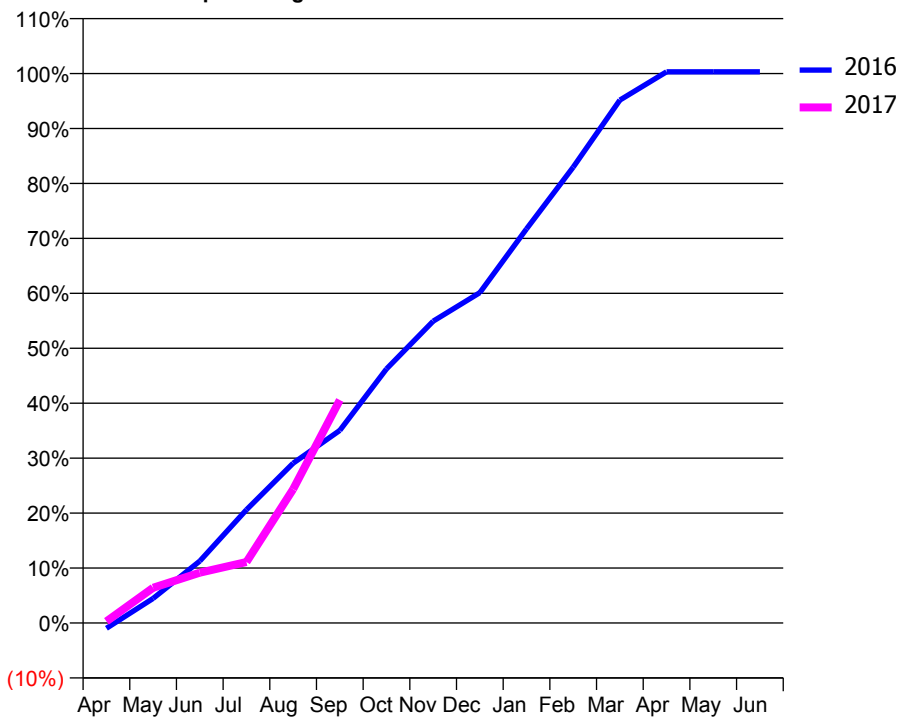
ACCESS*

Patients seen in 24 months	Total	Change since previous quarter
Quarter ending September 2015	2,014	
Quarter ending December 2015	2,026	→
Quarter ending March 2016	2,016	→
Quarter ending June 2016	1,950	↓
Quarter ending September 2016	2,018	↑
Variance since September 2015	0.2%	→



ACTIVITY

Cumulative percentage of contracted UDA delivered 2016 & 2017



Adjusted Scheduled Activity (UDA)

Month	2016	2017
April	-51	16
May	233	335
June	588	478
July	1,075	579
August	1,516	1,270
September	1,828	2,116
October	2,410	
November	2,863	
December	3,134	
January	3,739	
February	4,325	
March	4,960	
April	5,229	
May	5,229	
June	5,229	

QUALITY

	Quantity	Base Number	Contract	AT	Region	England
% of FP17s for the same patient ID Re-attending within 3 months - Children	71	863	8.2%	11.8%	11.8%	12.4%
% of FP17s for the same patient ID Re-attending within 3 months - Adults	93	387	24.0%	17.2%	16.6%	16.7%
% of FP17s for the same patient ID Re-attending between 3 & 9 months - Children	493	863	57.1%	55.4%	60.2%	57.4%
% of FP17s for the same patient ID Re-attending between 3 & 9 months - Adults	183	387	47.3%	48.7%	52.0%	50.5%
% of FP17s for Band 1 Urgent Courses	82	1,102	7.4%	10.5%	9.4%	9.1%
% of FP17s Relating to Free Repair or Replacements	0	1,102	0.0%	0.6%	0.7%	0.8%
% of FP17s Relating to Continuations	0	1,102	0.0%	1.0%	1.2%	1.3%
% of Patients satisfied with the dentistry they have received	1	1	N/A	94.3%	93.6%	93.2%
% of Patients satisfied with the time they had to wait for an appointment	1	1	N/A	88.1%	89.1%	89.0%

* This is based on patients treated on this contract for their most recent course of treatment. Figures in italics indicate the base number of FP17s or Patient Questionnaire responses are less than 100. N/A is shown where the base number of responses is less than 10 during the period. % is calculated as Quantity/Base number*100

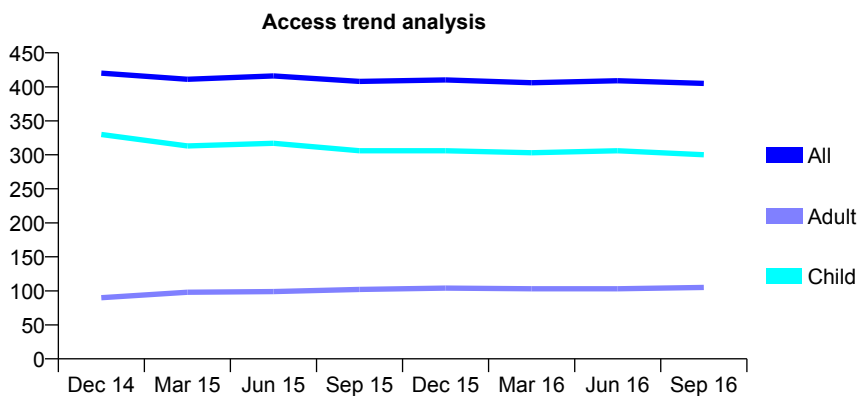
Q67 - Vital Signs At a Glance Contract Report for 914940/0001 - September 2016

Name or company name	MR JL RUPARELIA
Contract type name	GDS Contract
Purpose of contract	General
Contract start date	01/04/2006
Contract end date	

16/17 Contracted general activity (UDA)	674
Carry forward general activity (UDA)	12
16/17 Contracted orthodontic activity (UOA)	0
Carry forward orthodontic activity (UOA)	0
Baseline contract value	£16,479.57

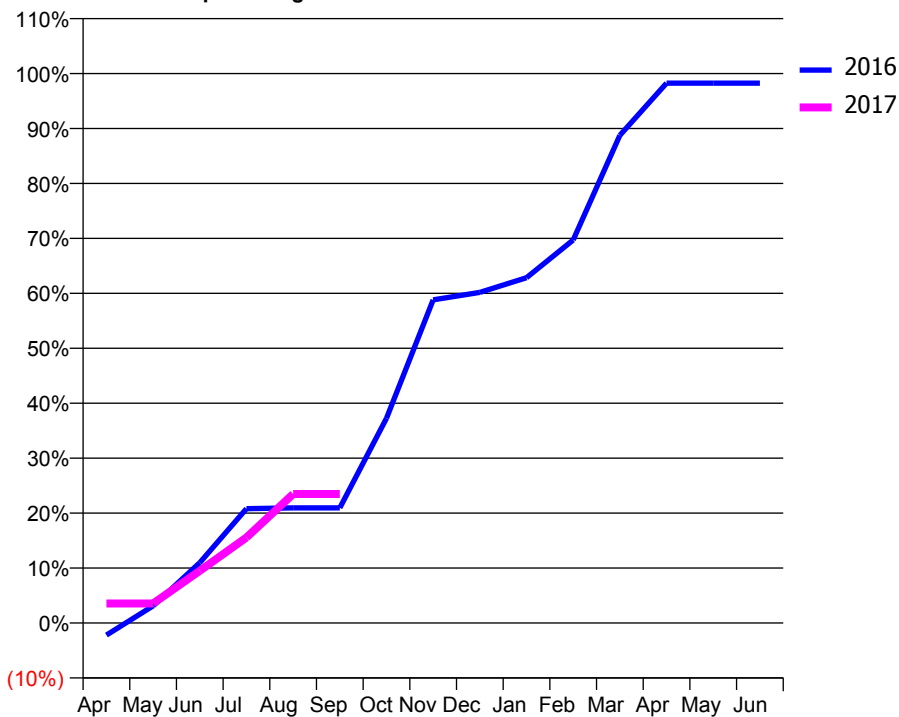
ACCESS*

Patients seen in 24 months	Total	Change since previous quarter
Quarter ending September 2015	408	
Quarter ending December 2015	410	→
Quarter ending March 2016	406	→
Quarter ending June 2016	409	→
Quarter ending September 2016	405	→
Variance since September 2015	(0.7%)	→



ACTIVITY

Cumulative percentage of contracted UDA delivered 2016 & 2017



Month	Adjusted Scheduled Activity (UDA)	
	2016	2017
April	-15	24
May	21	24
June	74	64
July	140	105
August	141	158
September	141	158
October	251	
November	396	
December	406	
January	424	
February	470	
March	598	
April	662	
May	662	
June	662	

QUALITY

	Quantity	Base Number	Contract	AT	Region	England
% of FP17s for the same patient ID Re-attending within 3 months - Children	1	138	0.7%	11.8%	11.8%	12.4%
% of FP17s for the same patient ID Re-attending within 3 months - Adults	1	30	3.3%	17.2%	16.6%	16.7%
% of FP17s for the same patient ID Re-attending between 3 & 9 months - Children	63	138	45.7%	55.4%	60.2%	57.4%
% of FP17s for the same patient ID Re-attending between 3 & 9 months - Adults	8	30	26.7%	48.7%	52.0%	50.5%
% of FP17s for Band 1 Urgent Courses	1	128	0.8%	10.5%	9.4%	9.1%
% of FP17s Relating to Free Repair or Replacements	0	128	0.0%	0.6%	0.7%	0.8%
% of FP17s Relating to Continuations	0	128	0.0%	1.0%	1.2%	1.3%
% of Patients satisfied with the dentistry they have received	1	1	N/A	94.3%	93.6%	93.2%
% of Patients satisfied with the time they had to wait for an appointment	1	1	N/A	88.1%	89.1%	89.0%

* This is based on patients treated on this contract for their most recent course of treatment. Figures in italics indicate the base number of FP17s or Patient Questionnaire responses are less than 100. N/A is shown where the base number of responses is less than 10 during the period. % is calculated as Quantity/Base number*100

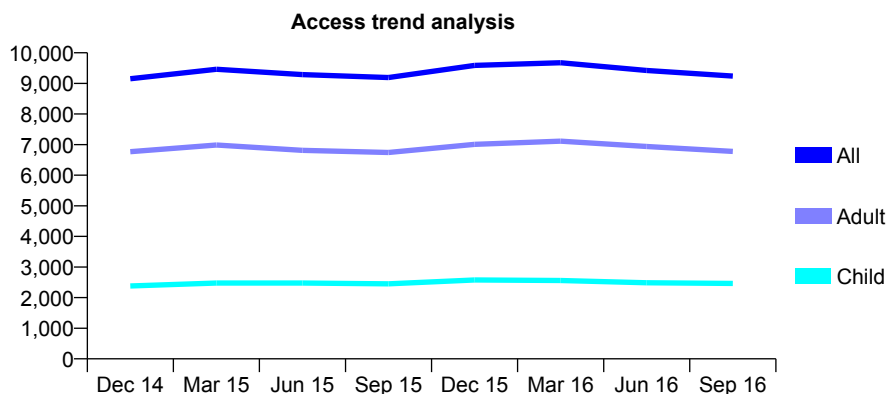
Q67 - Vital Signs At a Glance Contract Report for 915351/0002 - September 2016

Name or company name	MR MD HUGHES
Contract type name	GDS Contract
Purpose of contract	General
Contract start date	01/04/2012
Contract end date	

16/17 Contracted general activity (UDA)	31,257
Carry forward general activity (UDA)	40
16/17 Contracted orthodontic activity (UOA)	0
Carry forward orthodontic activity (UOA)	0
Baseline contract value	£772,644.28

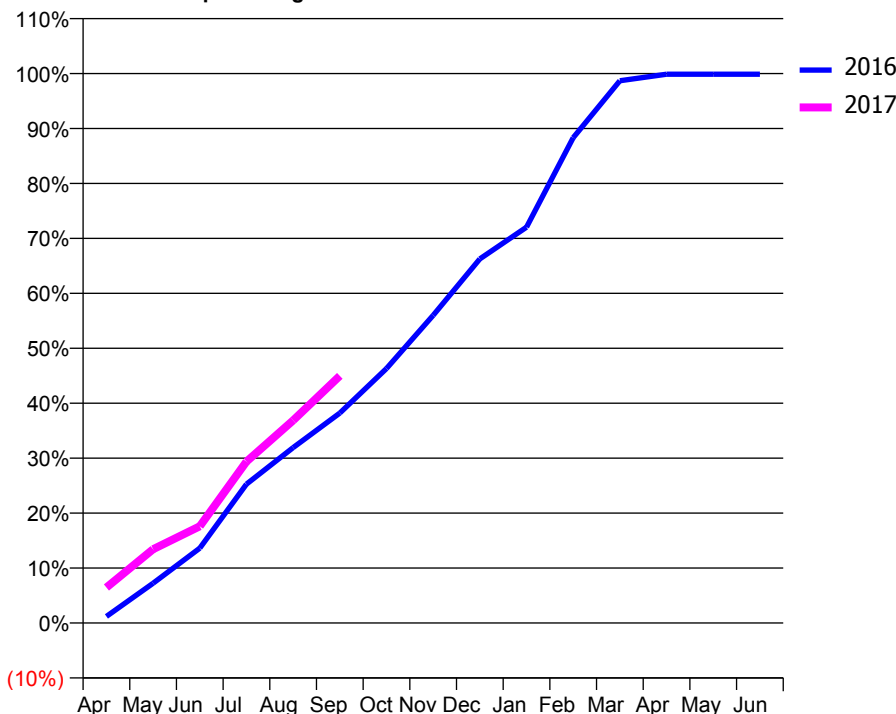
ACCESS*

Patients seen in 24 months	Total	Change since previous quarter
Quarter ending September 2015	9,193	
Quarter ending December 2015	9,589	↑
Quarter ending March 2016	9,674	→
Quarter ending June 2016	9,424	↓
Quarter ending September 2016	9,241	↓
Variance since September 2015	0.5%	→



ACTIVITY

Cumulative percentage of contracted UDA delivered 2016 & 2017



Month	Adjusted Scheduled Activity (UDA)	
	2016	2017
April	379	2,021
May	2,268	4,199
June	4,256	5,501
July	7,902	9,183
August	9,977	11,529
September	11,942	14,060
October	14,477	
November	17,499	
December	20,710	
January	22,518	
February	27,603	
March	30,845	
April	31,219	
May	31,217	
June	31,217	

QUALITY

	Quantity	Base Number	Contract	AT	Region	England
% of FP17s for the same patient ID Re-attending within 3 months - Children	95	1,703	5.6%	11.8%	11.8%	12.4%
% of FP17s for the same patient ID Re-attending within 3 months - Adults	491	4,146	11.8%	17.2%	16.6%	16.7%
% of FP17s for the same patient ID Re-attending between 3 & 9 months - Children	970	1,703	57.0%	55.4%	60.2%	57.4%
% of FP17s for the same patient ID Re-attending between 3 & 9 months - Adults	2,176	4,146	52.5%	48.7%	52.0%	50.5%
% of FP17s for Band 1 Urgent Courses	560	5,737	9.8%	10.5%	9.4%	9.1%
% of FP17s Relating to Free Repair or Replacements	53	5,737	0.9%	0.6%	0.7%	0.8%
% of FP17s Relating to Continuations	61	5,737	1.1%	1.0%	1.2%	1.3%
% of Patients satisfied with the dentistry they have received	10	11	90.9%	94.3%	93.6%	93.2%
% of Patients satisfied with the time they had to wait for an appointment	9	11	81.8%	88.1%	89.1%	89.0%

* This is based on patients treated on this contract for their most recent course of treatment. Figures in italics indicate the base number of FP17s or Patient Questionnaire responses are less than 100. N/A is shown where the base number of responses is less than 10 during the period. % is calculated as Quantity/Base number*100

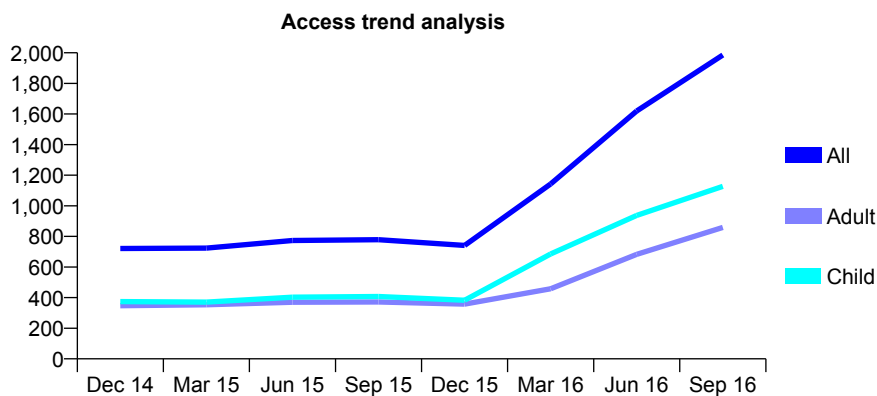
Q67 - Vital Signs At a Glance Contract Report for 915351/0003 - September 2016

Name or company name	MR MD HUGHES
Contract type name	GDS Contract
Purpose of contract	General
Contract start date	01/04/2012
Contract end date	

16/17 Contracted general activity (UDA)	8,700
Carry forward general activity (UDA)	215
16/17 Contracted orthodontic activity (UOA)	0
Carry forward orthodontic activity (UOA)	0
Baseline contract value	£494,986.73

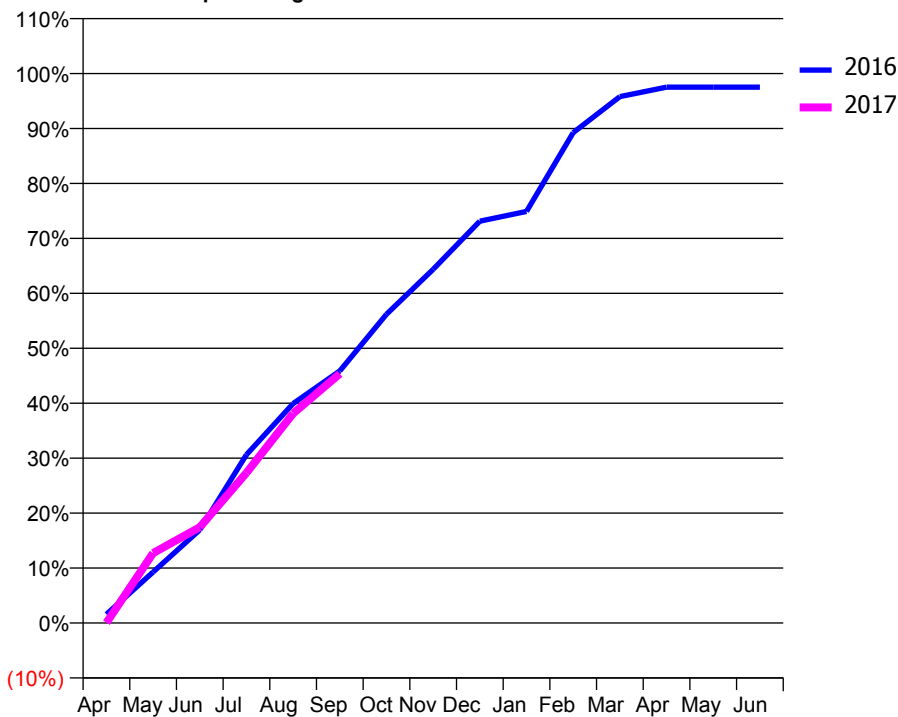
ACCESS*

Patients seen in 24 months	Total	Change since previous quarter
Quarter ending September 2015	779	
Quarter ending December 2015	741	↓
Quarter ending March 2016	1,143	↑
Quarter ending June 2016	1,620	↑
Quarter ending September 2016	1,986	↑
Variance since September 2015	154.9%	↑



ACTIVITY

Cumulative percentage of contracted UDA delivered 2016 & 2017



Month	Adjusted Scheduled Activity (UDA)	
	2016	2017
April	138	5
May	808	1,107
June	1,474	1,517
July	2,666	2,379
August	3,473	3,317
September	3,992	3,946
October	4,889	
November	5,599	
December	6,363	
January	6,516	
February	7,764	
March	8,335	
April	8,485	
May	8,485	
June	8,485	

QUALITY

	Quantity	Base Number	Contract	AT	Region	England
% of FP17s for the same patient ID Re-attending within 3 months - Children	5	823	0.6%	11.8%	11.8%	12.4%
% of FP17s for the same patient ID Re-attending within 3 months - Adults	7	607	1.2%	17.2%	16.6%	16.7%
% of FP17s for the same patient ID Re-attending between 3 & 9 months - Children	10	823	1.2%	55.4%	60.2%	57.4%
% of FP17s for the same patient ID Re-attending between 3 & 9 months - Adults	8	607	1.3%	48.7%	52.0%	50.5%
% of FP17s for Band 1 Urgent Courses	1	1,380	0.1%	10.5%	9.4%	9.1%
% of FP17s Relating to Free Repair or Replacements	1	1,380	0.1%	0.6%	0.7%	0.8%
% of FP17s Relating to Continuations	0	1,380	0.0%	1.0%	1.2%	1.3%
% of Patients satisfied with the dentistry they have received	2	2	N/A	94.3%	93.6%	93.2%
% of Patients satisfied with the time they had to wait for an appointment	2	2	N/A	88.1%	89.1%	89.0%

* This is based on patients treated on this contract for their most recent course of treatment. Figures in italics indicate the base number of FP17s or Patient Questionnaire responses are less than 100. N/A is shown where the base number of responses is less than 10 during the period. % is calculated as Quantity/Base number*100

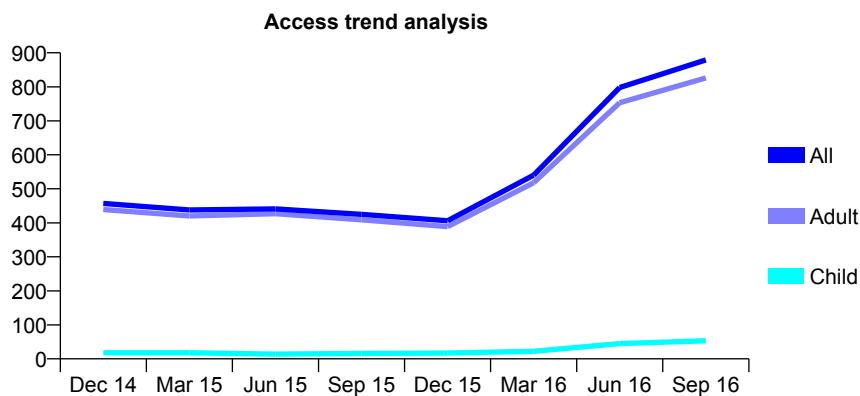
Q67 - Vital Signs At a Glance Contract Report for 915351/0004 - September 2016

Name or company name	MR MD HUGHES
Contract type name	GDS Contract
Purpose of contract	General
Contract start date	01/04/2012
Contract end date	

16/17 Contracted general activity (UDA)	3,354
Carry forward general activity (UDA)	22
16/17 Contracted orthodontic activity (UOA)	0
Carry forward orthodontic activity (UOA)	0
Baseline contract value	£248,383.95

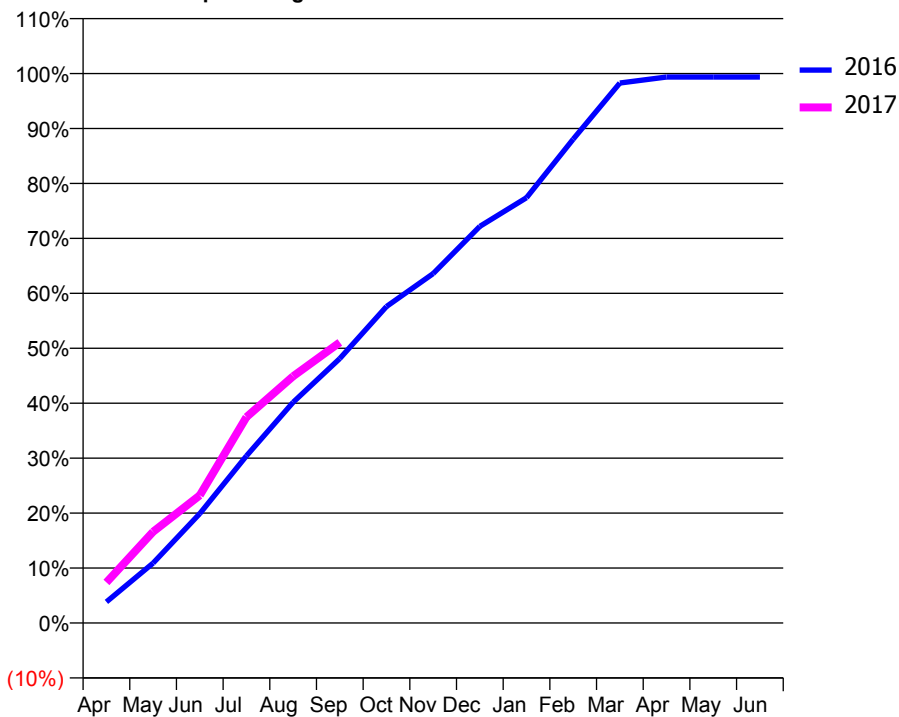
ACCESS*

Patients seen in 24 months	Total	Change since previous quarter
Quarter ending September 2015	425	
Quarter ending December 2015	406	↓
Quarter ending March 2016	540	↑
Quarter ending June 2016	798	↑
Quarter ending September 2016	879	↑
Variance since September 2015	106.8%	↑



ACTIVITY

Cumulative percentage of contracted UDA delivered 2016 & 2017



Month	Adjusted Scheduled Activity (UDA)	
	2016	2017
April	129	248
May	366	557
June	668	779
July	1,020	1,257
August	1,347	1,506
September	1,614	1,713
October	1,932	
November	2,133	
December	2,421	
January	2,596	
February	2,953	
March	3,296	
April	3,332	
May	3,332	
June	3,332	

QUALITY

	Quantity	Base Number	Contract	AT	Region	England
% of FP17s for the same patient ID Re-attending within 3 months - Children	0	50	0.0%	11.8%	11.8%	12.4%
% of FP17s for the same patient ID Re-attending within 3 months - Adults	0	541	0.0%	17.2%	16.6%	16.7%
% of FP17s for the same patient ID Re-attending between 3 & 9 months - Children	0	50	0.0%	55.4%	60.2%	57.4%
% of FP17s for the same patient ID Re-attending between 3 & 9 months - Adults	1	541	0.2%	48.7%	52.0%	50.5%
% of FP17s for Band 1 Urgent Courses	0	579	0.0%	10.5%	9.4%	9.1%
% of FP17s Relating to Free Repair or Replacements	0	579	0.0%	0.6%	0.7%	0.8%
% of FP17s Relating to Continuations	0	579	0.0%	1.0%	1.2%	1.3%
% of Patients satisfied with the dentistry they have received	1	1	N/A	94.3%	93.6%	93.2%
% of Patients satisfied with the time they had to wait for an appointment	0	1	N/A	88.1%	89.1%	89.0%

* This is based on patients treated on this contract for their most recent course of treatment. Figures in italics indicate the base number of FP17s or Patient Questionnaire responses are less than 100. N/A is shown where the base number of responses is less than 10 during the period. % is calculated as Quantity/Base number*100

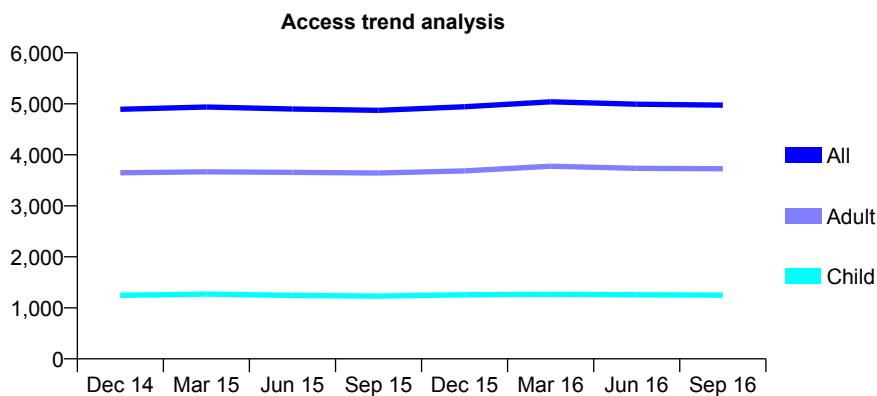
Q67 - Vital Signs At a Glance Contract Report for 915351/0005 - September 2016

Name or company name	Wigmore Dental Practice
Contract type name	GDS Contract
Purpose of contract	General
Contract start date	01/04/2012
Contract end date	

16/17 Contracted general activity (UDA)	15,298
Carry forward general activity (UDA)	40
16/17 Contracted orthodontic activity (UOA)	0
Carry forward orthodontic activity (UOA)	0
Baseline contract value	£378,152.48

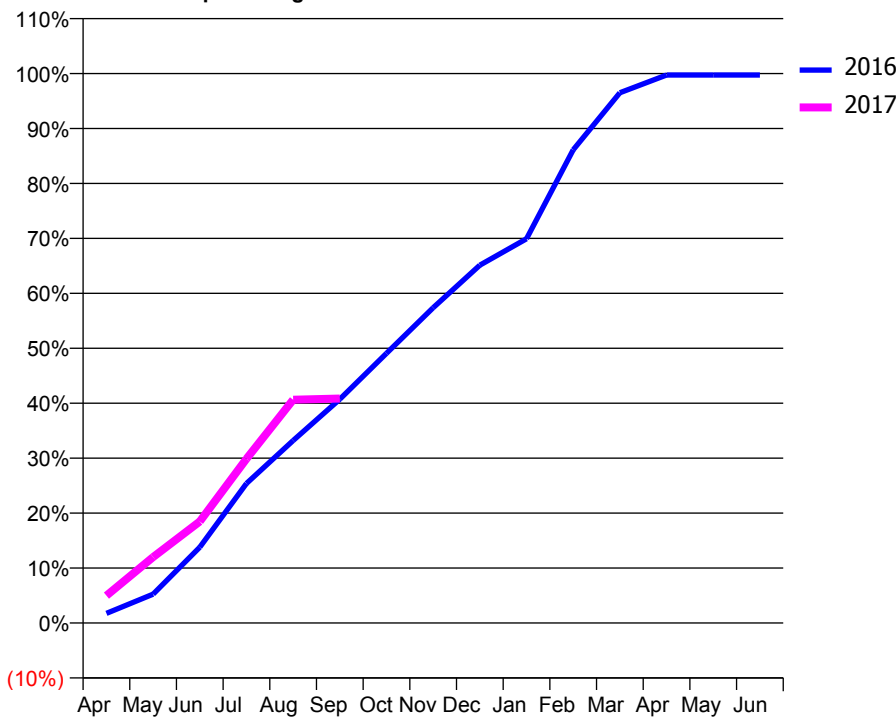
ACCESS*

Patients seen in 24 months	Total	Change since previous quarter
Quarter ending September 2015	4,872	
Quarter ending December 2015	4,943	→
Quarter ending March 2016	5,040	→
Quarter ending June 2016	4,992	→
Quarter ending September 2016	4,975	→
Variance since September 2015	2.1%	↑



ACTIVITY

Cumulative percentage of contracted UDA delivered 2016 & 2017



Adjusted Scheduled Activity (UDA)

Month	2016	2017
April	271	763
May	805	1,835
June	2,110	2,826
July	3,887	4,572
August	5,080	6,218
September	6,230	6,249
October	7,509	
November	8,776	
December	9,964	
January	10,696	
February	13,175	
March	14,763	
April	15,258	
May	15,258	
June	15,258	

QUALITY

	Quantity	Base Number	Contract	AT	Region	England
% of FP17s for the same patient ID Re-attending within 3 months - Children	30	811	3.7%	11.8%	11.8%	12.4%
% of FP17s for the same patient ID Re-attending within 3 months - Adults	191	2,259	8.5%	17.2%	16.6%	16.7%
% of FP17s for the same patient ID Re-attending between 3 & 9 months - Children	516	811	63.6%	55.4%	60.2%	57.4%
% of FP17s for the same patient ID Re-attending between 3 & 9 months - Adults	1,422	2,259	62.9%	48.7%	52.0%	50.5%
% of FP17s for Band 1 Urgent Courses	94	2,869	3.3%	10.5%	9.4%	9.1%
% of FP17s Relating to Free Repair or Replacements	19	2,869	0.7%	0.6%	0.7%	0.8%
% of FP17s Relating to Continuations	18	2,869	0.6%	1.0%	1.2%	1.3%
% of Patients satisfied with the dentistry they have received	7	7	N/A	94.3%	93.6%	93.2%
% of Patients satisfied with the time they had to wait for an appointment	7	7	N/A	88.1%	89.1%	89.0%

* This is based on patients treated on this contract for their most recent course of treatment. Figures in italics indicate the base number of FP17s or Patient Questionnaire responses are less than 100. N/A is shown where the base number of responses is less than 10 during the period. % is calculated as Quantity/Base number*100

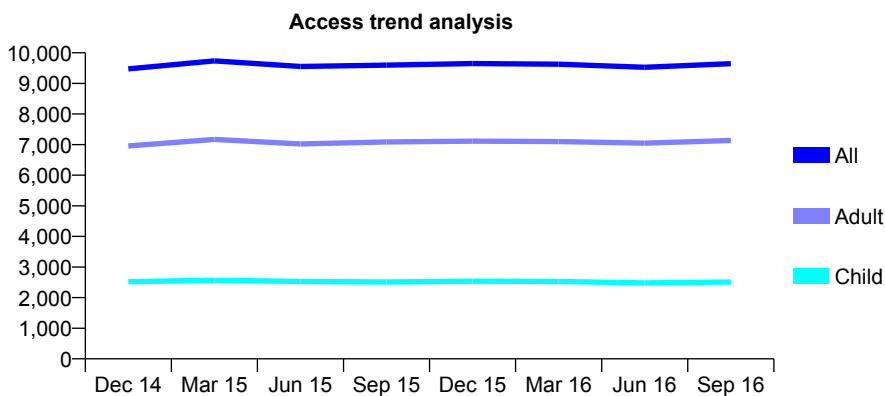
Q67 - Vital Signs At a Glance Contract Report for 915351/0006 - September 2016

Name or company name	Dental Healthcare Practice
Contract type name	GDS Contract
Purpose of contract	General
Contract start date	01/04/2012
Contract end date	

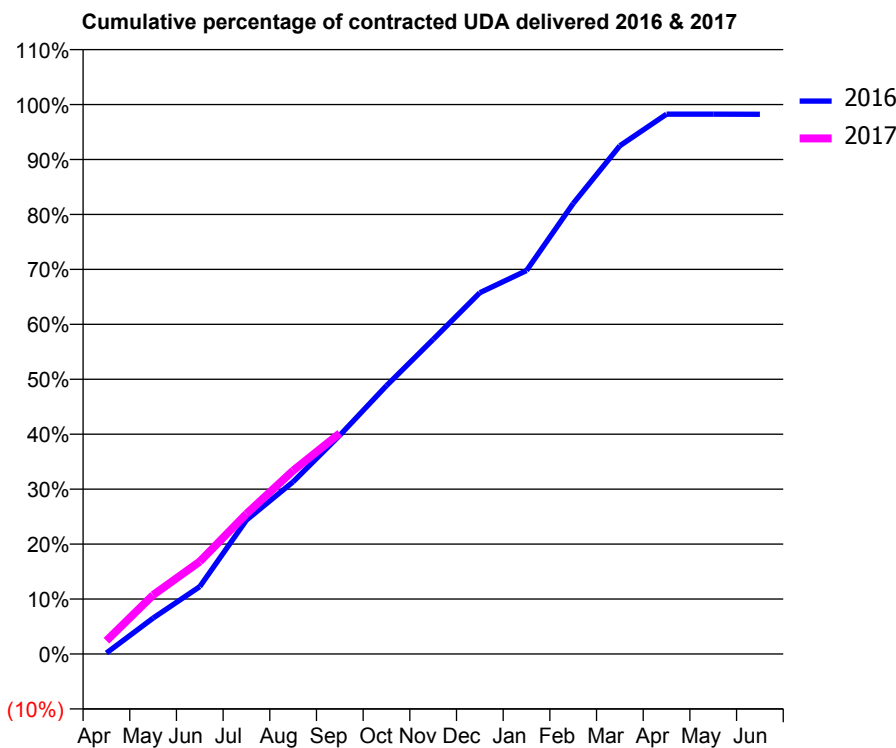
16/17 Contracted general activity (UDA)	31,442
Carry forward general activity (UDA)	557
16/17 Contracted orthodontic activity (UOA)	0
Carry forward orthodontic activity (UOA)	0
Baseline contract value	£901,652.62

ACCESS*

Patients seen in 24 months	Total	Change since previous quarter
Quarter ending September 2015	9,596	
Quarter ending December 2015	9,650	→
Quarter ending March 2016	9,628	→
Quarter ending June 2016	9,527	↓
Quarter ending September 2016	9,646	→
Variance since September 2015	0.5%	→



ACTIVITY



Month	Adjusted Scheduled Activity (UDA)	
	2016	2017
April	61	756
May	2,055	3,375
June	3,856	5,292
July	7,661	8,022
August	9,853	10,494
September	12,518	12,634
October	15,358	
November	18,001	
December	20,670	
January	21,943	
February	25,777	
March	29,082	
April	30,892	
May	30,886	
June	30,885	

QUALITY

	Quantity	Base Number	Contract	AT	Region	England
% of FP17s for the same patient ID Re-attending within 3 months - Children	112	1,496	7.5%	11.8%	11.8%	12.4%
% of FP17s for the same patient ID Re-attending within 3 months - Adults	600	4,003	15.0%	17.2%	16.6%	16.7%
% of FP17s for the same patient ID Re-attending between 3 & 9 months - Children	684	1,496	45.7%	55.4%	60.2%	57.4%
% of FP17s for the same patient ID Re-attending between 3 & 9 months - Adults	1,677	4,003	41.9%	48.7%	52.0%	50.5%
% of FP17s for Band 1 Urgent Courses	488	5,017	9.7%	10.5%	9.4%	9.1%
% of FP17s Relating to Free Repair or Replacements	74	5,017	1.5%	0.6%	0.7%	0.8%
% of FP17s Relating to Continuations	114	5,017	2.3%	1.0%	1.2%	1.3%
% of Patients satisfied with the dentistry they have received	16	17	94.1%	94.3%	93.6%	93.2%
% of Patients satisfied with the time they had to wait for an appointment	15	17	88.2%	88.1%	89.1%	89.0%

* This is based on patients treated on this contract for their most recent course of treatment. Figures in italics indicate the base number of FP17s or Patient Questionnaire responses are less than 100. N/A is shown where the base number of responses is less than 10 during the period. % is calculated as Quantity/Base number*100

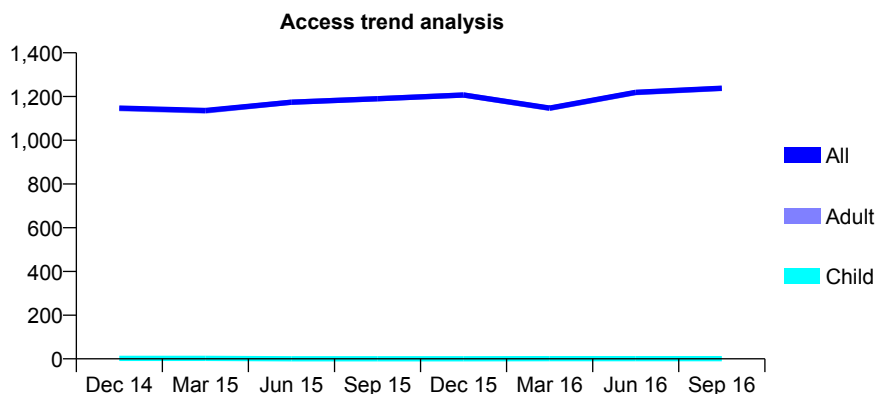
Q67 - Vital Signs At a Glance Contract Report for 921351/0001 - September 2016

Name or company name	MR PK CHOPRA
Contract type name	GDS Contract
Purpose of contract	General
Contract start date	01/04/2006
Contract end date	

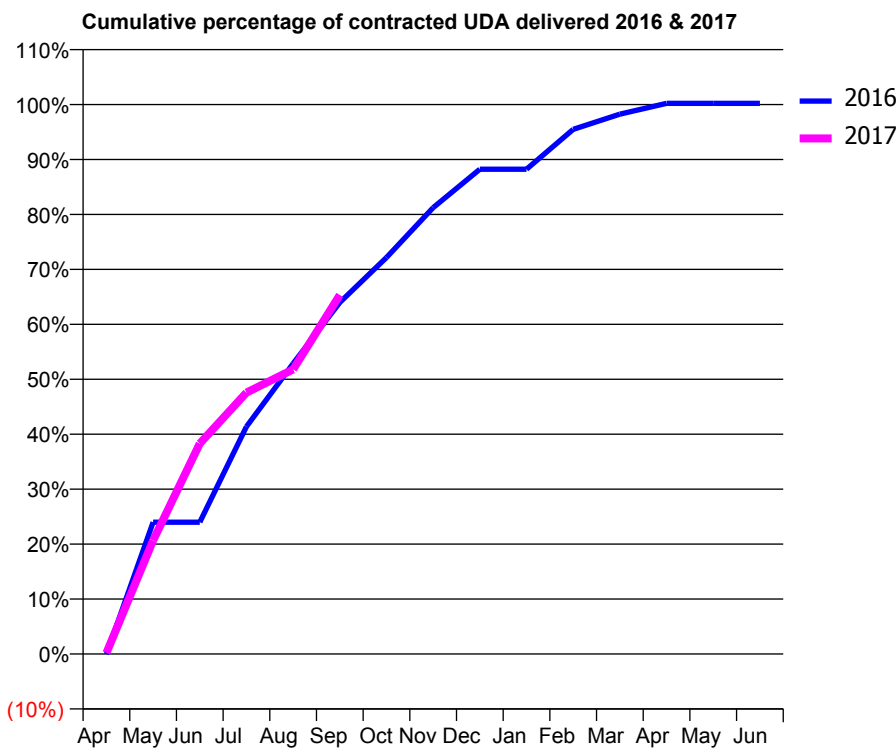
16/17 Contracted general activity (UDA)	3,981
Carry forward general activity (UDA)	-8
16/17 Contracted orthodontic activity (UOA)	0
Carry forward orthodontic activity (UOA)	0
Baseline contract value	£111,979.25

ACCESS*

Patients seen in 24 months	Total	Change since previous quarter
Quarter ending September 2015	1,190	
Quarter ending December 2015	1,207	→
Quarter ending March 2016	1,147	↓
Quarter ending June 2016	1,219	↑
Quarter ending September 2016	1,238	→
Variance since September 2015	4.0%	↑



ACTIVITY



Month	Adjusted Scheduled Activity (UDA)	
	2016	2017
April	-2	8
May	955	823
June	955	1,525
July	1,648	1,894
August	2,104	2,062
September	2,547	2,601
October	2,873	
November	3,234	
December	3,512	
January	3,512	
February	3,801	
March	3,912	
April	3,989	
May	3,989	
June	3,989	

QUALITY

	Quantity	Base Number	Contract	AT	Region	England
% of FP17s for the same patient ID Re-attending within 3 months - Children	0	0	N/A	11.8%	11.8%	12.4%
% of FP17s for the same patient ID Re-attending within 3 months - Adults	58	526	11.0%	17.2%	16.6%	16.7%
% of FP17s for the same patient ID Re-attending between 3 & 9 months - Children	0	0	N/A	55.4%	60.2%	57.4%
% of FP17s for the same patient ID Re-attending between 3 & 9 months - Adults	53	526	10.1%	48.7%	52.0%	50.5%
% of FP17s for Band 1 Urgent Courses	144	474	30.4%	10.5%	9.4%	9.1%
% of FP17s Relating to Free Repair or Replacements	0	474	0.0%	0.6%	0.7%	0.8%
% of FP17s Relating to Continuations	1	474	0.2%	1.0%	1.2%	1.3%
% of Patients satisfied with the dentistry they have received	0	0	N/A	94.3%	93.6%	93.2%
% of Patients satisfied with the time they had to wait for an appointment	0	0	N/A	88.1%	89.1%	89.0%

* This is based on patients treated on this contract for their most recent course of treatment. Figures in italics indicate the base number of FP17s or Patient Questionnaire responses are less than 100. N/A is shown where the base number of responses is less than 10 during the period. % is calculated as Quantity/Base number*100

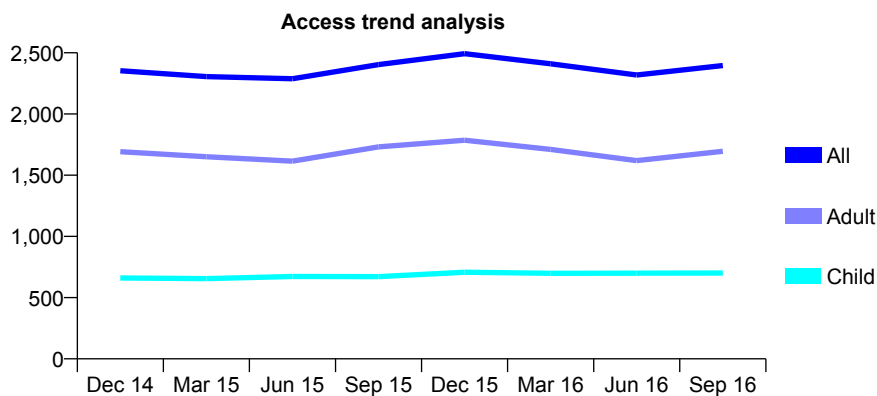
Q67 - Vital Signs At a Glance Contract Report for 921351/0002 - September 2016

Name or company name	MR PK CHOPRA
Contract type name	GDS Contract
Purpose of contract	General
Contract start date	01/04/2006
Contract end date	

16/17 Contracted general activity (UDA)	5,422
Carry forward general activity (UDA)	-44
16/17 Contracted orthodontic activity (UOA)	0
Carry forward orthodontic activity (UOA)	0
Baseline contract value	£132,570.05

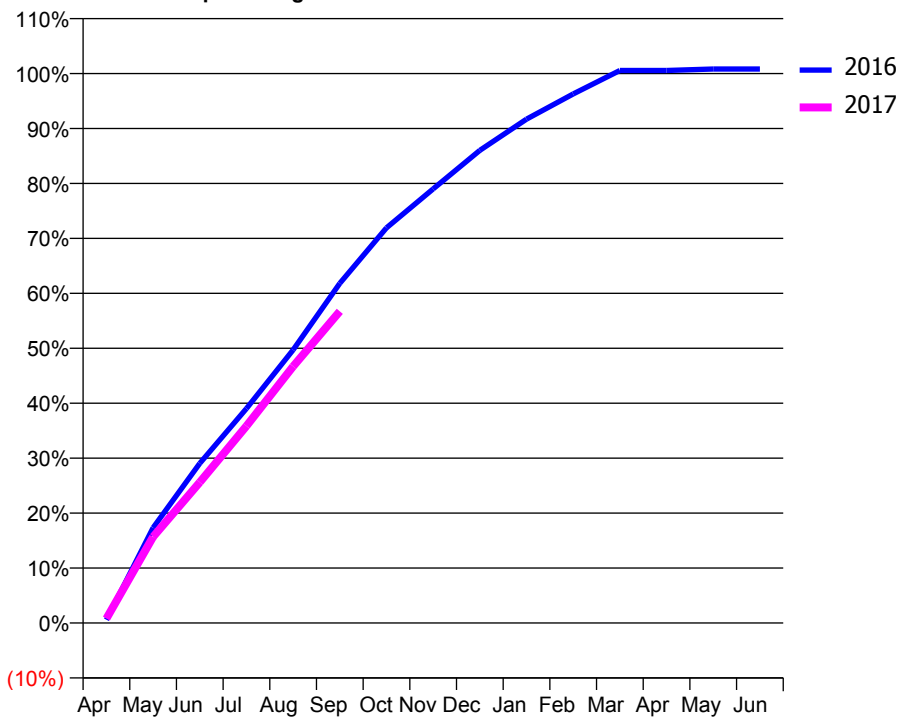
ACCESS*

Patients seen in 24 months	Total	Change since previous quarter
Quarter ending September 2015	2,404	
Quarter ending December 2015	2,493	↑
Quarter ending March 2016	2,410	↓
Quarter ending June 2016	2,319	↓
Quarter ending September 2016	2,396	↑
Variance since September 2015	(0.3%)	→



ACTIVITY

Cumulative percentage of contracted UDA delivered 2016 & 2017



Month	Adjusted Scheduled Activity (UDA)	
	2016	2017
April	32	44
May	940	851
June	1,576	1,389
July	2,117	1,943
August	2,696	2,533
September	3,352	3,076
October	3,899	
November	4,284	
December	4,664	
January	4,971	
February	5,220	
March	5,451	
April	5,451	
May	5,466	
June	5,466	

QUALITY

	Quantity	Base Number	Contract	AT	Region	England
% of FP17s for the same patient ID Re-attending within 3 months - Children	30	449	6.7%	11.8%	11.8%	12.4%
% of FP17s for the same patient ID Re-attending within 3 months - Adults	81	1,163	7.0%	17.2%	16.6%	16.7%
% of FP17s for the same patient ID Re-attending between 3 & 9 months - Children	209	449	46.5%	55.4%	60.2%	57.4%
% of FP17s for the same patient ID Re-attending between 3 & 9 months - Adults	286	1,163	24.6%	48.7%	52.0%	50.5%
% of FP17s for Band 1 Urgent Courses	148	1,610	9.2%	10.5%	9.4%	9.1%
% of FP17s Relating to Free Repair or Replacements	3	1,610	0.2%	0.6%	0.7%	0.8%
% of FP17s Relating to Continuations	4	1,610	0.2%	1.0%	1.2%	1.3%
% of Patients satisfied with the dentistry they have received	6	6	N/A	94.3%	93.6%	93.2%
% of Patients satisfied with the time they had to wait for an appointment	5	6	N/A	88.1%	89.1%	89.0%

* This is based on patients treated on this contract for their most recent course of treatment. Figures in italics indicate the base number of FP17s or Patient Questionnaire responses are less than 100. N/A is shown where the base number of responses is less than 10 during the period. % is calculated as Quantity/Base number*100

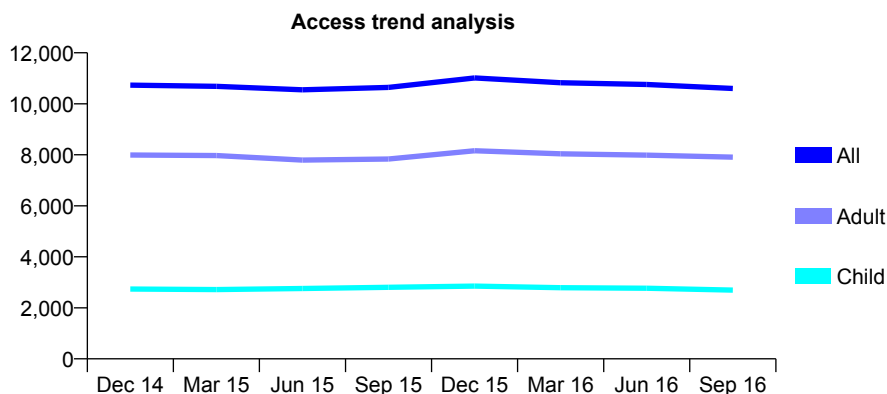
Q67 - Vital Signs At a Glance Contract Report for 921351/0003 - September 2016

Name or company name	MR PK CHOPRA
Contract type name	GDS Contract
Purpose of contract	General
Contract start date	01/04/2006
Contract end date	

16/17 Contracted general activity (UDA)	25,324
Carry forward general activity (UDA)	-82
16/17 Contracted orthodontic activity (UOA)	0
Carry forward orthodontic activity (UOA)	0
Baseline contract value	£690,819.48

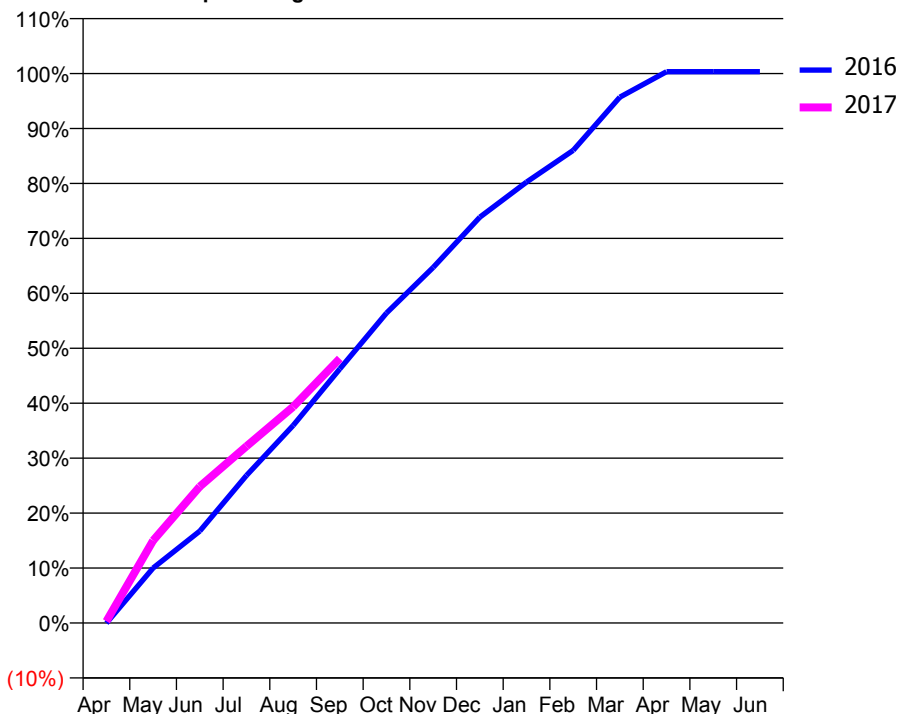
ACCESS*

Patients seen in 24 months	Total	Change since previous quarter
Quarter ending September 2015	10,641	
Quarter ending December 2015	11,013	↑
Quarter ending March 2016	10,826	↓
Quarter ending June 2016	10,757	→
Quarter ending September 2016	10,603	↓
Variance since September 2015	(0.4%)	→



ACTIVITY

Cumulative percentage of contracted UDA delivered 2016 & 2017



QUALITY

	Quantity	Base Number	Contract	AT	Region	England
% of FP17s for the same patient ID Re-attending within 3 months - Children	101	1,769	5.7%	11.8%	11.8%	12.4%
% of FP17s for the same patient ID Re-attending within 3 months - Adults	594	5,002	11.9%	17.2%	16.6%	16.7%
% of FP17s for the same patient ID Re-attending between 3 & 9 months - Children	849	1,769	48.0%	55.4%	60.2%	57.4%
% of FP17s for the same patient ID Re-attending between 3 & 9 months - Adults	2,083	5,002	41.6%	48.7%	52.0%	50.5%
% of FP17s for Band 1 Urgent Courses	632	5,720	11.0%	10.5%	9.4%	9.1%
% of FP17s Relating to Free Repair or Replacements	22	5,720	0.4%	0.6%	0.7%	0.8%
% of FP17s Relating to Continuations	10	5,720	0.2%	1.0%	1.2%	1.3%
% of Patients satisfied with the dentistry they have received	13	14	92.9%	94.3%	93.6%	93.2%
% of Patients satisfied with the time they had to wait for an appointment	12	14	85.7%	88.1%	89.1%	89.0%

* This is based on patients treated on this contract for their most recent course of treatment. Figures in italics indicate the base number of FP17s or Patient Questionnaire responses are less than 100. N/A is shown where the base number of responses is less than 10 during the period. % is calculated as Quantity/Base number*100

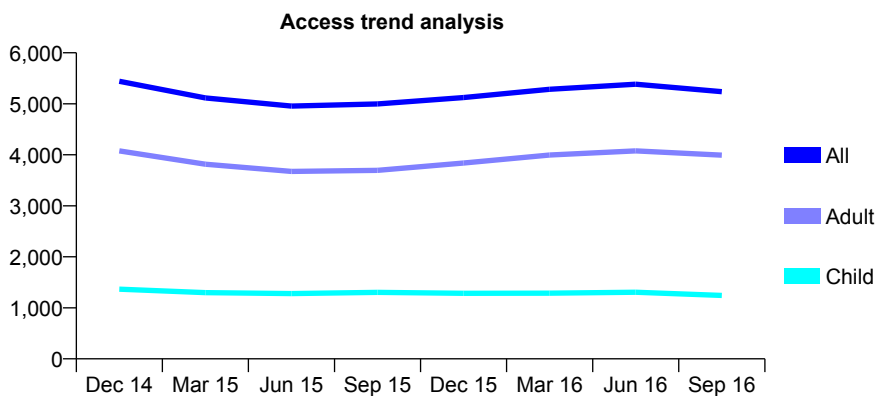
Q67 - Vital Signs At a Glance Contract Report for 921351/0013 - September 2016

Name or company name	MR PK CHOPRA
Contract type name	GDS Contract
Purpose of contract	General
Contract start date	01/04/2009
Contract end date	

16/17 Contracted general activity (UDA)	18,000
Carry forward general activity (UDA)	655
16/17 Contracted orthodontic activity (UOA)	0
Carry forward orthodontic activity (UOA)	0
Baseline contract value	£346,049.92

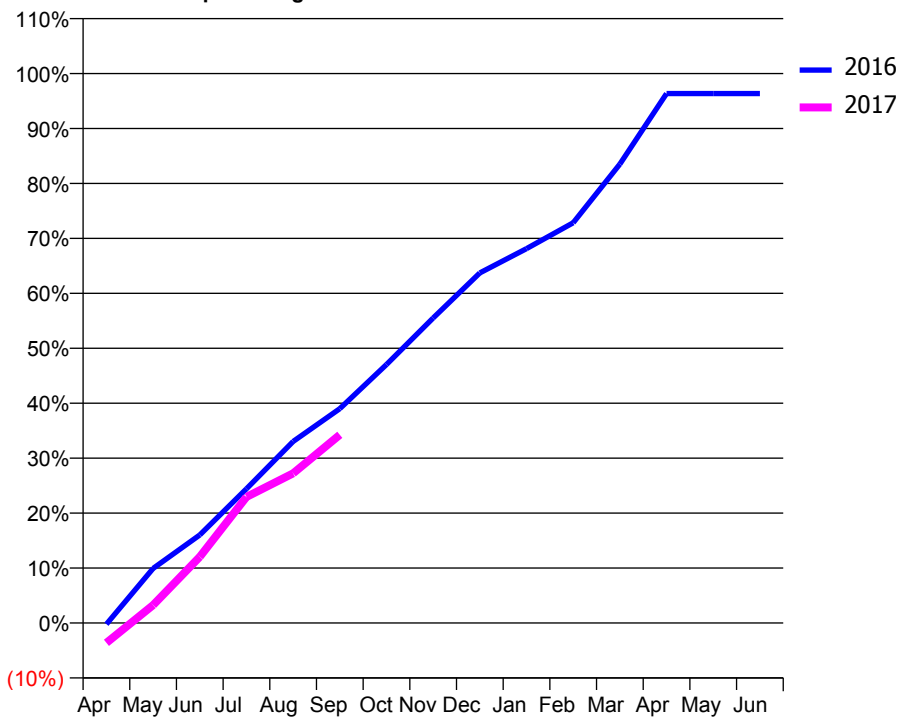
ACCESS*

Patients seen in 24 months	Total	Change since previous quarter
Quarter ending September 2015	4,997	
Quarter ending December 2015	5,124	↑
Quarter ending March 2016	5,285	↑
Quarter ending June 2016	5,384	→
Quarter ending September 2016	5,238	↓
Variance since September 2015	4.8%	↑



ACTIVITY

Cumulative percentage of contracted UDA delivered 2016 & 2017



Adjusted Scheduled Activity (UDA)

Month	2016	2017
April	-43	-655
May	1,787	586
June	2,884	2,170
July	4,398	4,129
August	5,947	4,901
September	7,021	6,167
October	8,469	
November	9,993	
December	11,469	
January	12,264	
February	13,110	
March	15,032	
April	17,344	
May	17,344	
June	17,345	

QUALITY

	Quantity	Base Number	Contract	AT	Region	England
% of FP17s for the same patient ID Re-attending within 3 months - Children	74	914	8.1%	11.8%	11.8%	12.4%
% of FP17s for the same patient ID Re-attending within 3 months - Adults	408	2,860	14.3%	17.2%	16.6%	16.7%
% of FP17s for the same patient ID Re-attending between 3 & 9 months - Children	385	914	42.1%	55.4%	60.2%	57.4%
% of FP17s for the same patient ID Re-attending between 3 & 9 months - Adults	1,146	2,860	40.1%	48.7%	52.0%	50.5%
% of FP17s for Band 1 Urgent Courses	471	3,041	15.5%	10.5%	9.4%	9.1%
% of FP17s Relating to Free Repair or Replacements	10	3,041	0.3%	0.6%	0.7%	0.8%
% of FP17s Relating to Continuations	9	3,041	0.3%	1.0%	1.2%	1.3%
% of Patients satisfied with the dentistry they have received	5	5	N/A	94.3%	93.6%	93.2%
% of Patients satisfied with the time they had to wait for an appointment	5	5	N/A	88.1%	89.1%	89.0%

* This is based on patients treated on this contract for their most recent course of treatment. Figures in italics indicate the base number of FP17s or Patient Questionnaire responses are less than 100. N/A is shown where the base number of responses is less than 10 during the period. % is calculated as Quantity/Base number*100

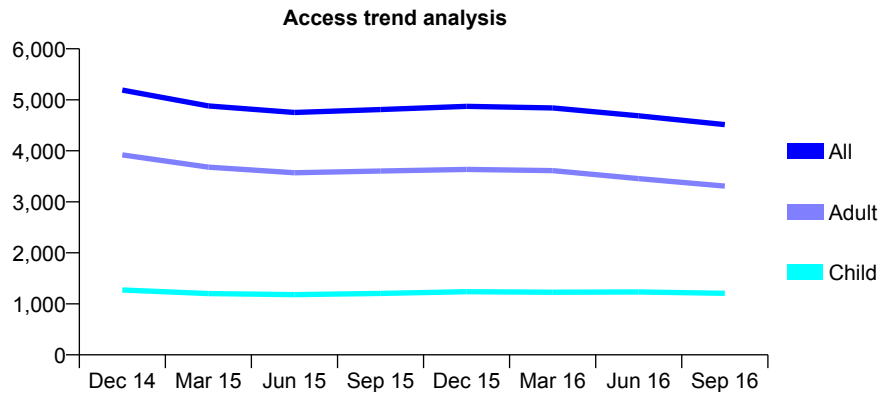
Q67 - Vital Signs At a Glance Contract Report for 921351/0014 - September 2016

Name or company name	MR PK CHOPRA
Contract type name	GDS Contract
Purpose of contract	General
Contract start date	01/04/2009
Contract end date	

16/17 Contracted general activity (UDA)	15,000
Carry forward general activity (UDA)	74
16/17 Contracted orthodontic activity (UOA)	0
Carry forward orthodontic activity (UOA)	0
Baseline contract value	£288,787.63

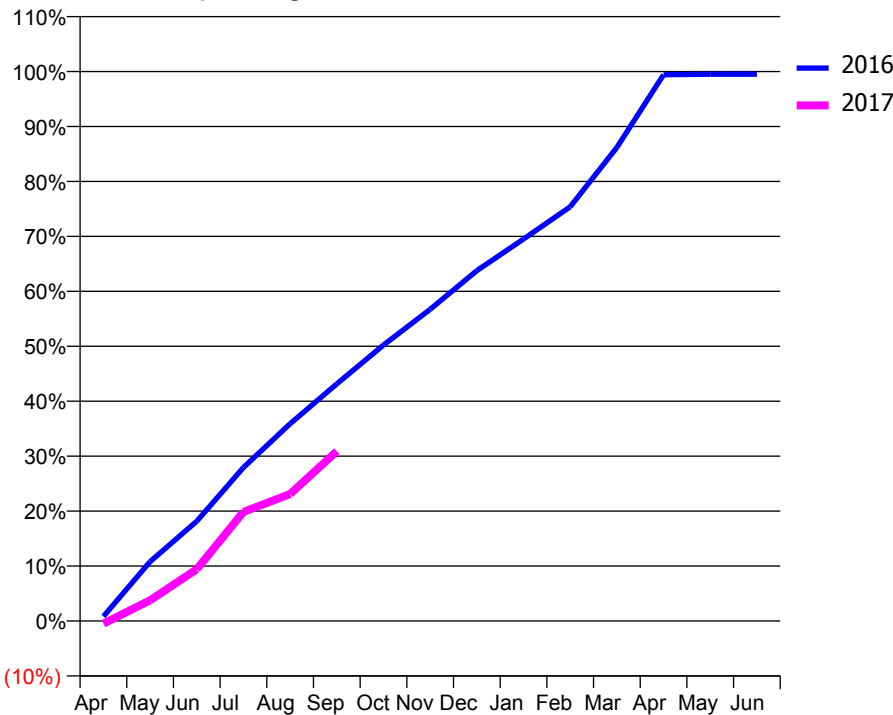
ACCESS*

Patients seen in 24 months	Total	Change since previous quarter
Quarter ending September 2015	4,809	
Quarter ending December 2015	4,872	→
Quarter ending March 2016	4,841	→
Quarter ending June 2016	4,687	↓
Quarter ending September 2016	4,515	↓
Variance since September 2015	(6.1%)	↓



ACTIVITY

Cumulative percentage of contracted UDA delivered 2016 & 2017



Month	Adjusted Scheduled Activity (UDA)	
	2016	2017
April	126	-74
May	1,623	567
June	2,724	1,413
July	4,190	2,981
August	5,386	3,465
September	6,474	4,634
October	7,533	
November	8,510	
December	9,565	
January	10,427	
February	11,306	
March	12,927	
April	14,910	
May	14,925	
June	14,926	

QUALITY

	Quantity	Base Number	Contract	AT	Region	England
% of FP17s for the same patient ID Re-attending within 3 months - Children	39	685	5.7%	11.8%	11.8%	12.4%
% of FP17s for the same patient ID Re-attending within 3 months - Adults	299	1,940	15.4%	17.2%	16.6%	16.7%
% of FP17s for the same patient ID Re-attending between 3 & 9 months - Children	221	685	32.3%	55.4%	60.2%	57.4%
% of FP17s for the same patient ID Re-attending between 3 & 9 months - Adults	587	1,940	30.3%	48.7%	52.0%	50.5%
% of FP17s for Band 1 Urgent Courses	271	1,977	13.7%	10.5%	9.4%	9.1%
% of FP17s Relating to Free Repair or Replacements	12	1,977	0.6%	0.6%	0.7%	0.8%
% of FP17s Relating to Continuations	9	1,977	0.5%	1.0%	1.2%	1.3%
% of Patients satisfied with the dentistry they have received	3	3	N/A	94.3%	93.6%	93.2%
% of Patients satisfied with the time they had to wait for an appointment	1	3	N/A	88.1%	89.1%	89.0%

* This is based on patients treated on this contract for their most recent course of treatment. Figures in italics indicate the base number of FP17s or Patient Questionnaire responses are less than 100. N/A is shown where the base number of responses is less than 10 during the period. % is calculated as Quantity/Base number*100

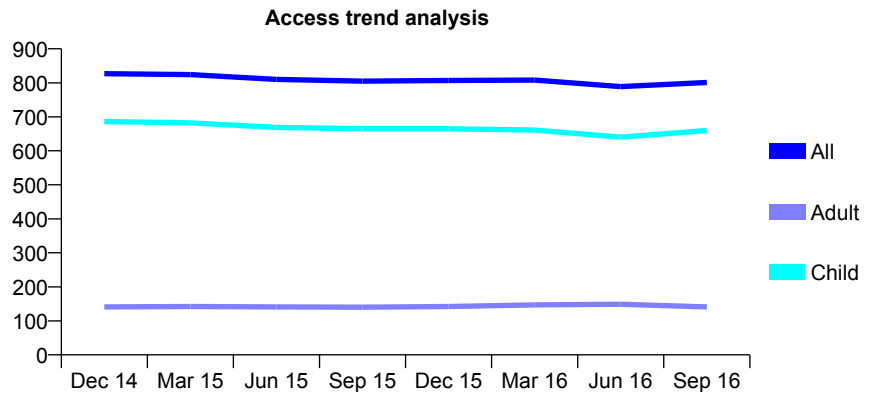
Q67 - Vital Signs At a Glance Contract Report for 921882/0001 - September 2016

Name or company name	MR PM NEWMAN
Contract type name	GDS Contract
Purpose of contract	General
Contract start date	01/04/2006
Contract end date	

16/17 Contracted general activity (UDA)	1,786
Carry forward general activity (UDA)	28
16/17 Contracted orthodontic activity (UOA)	0
Carry forward orthodontic activity (UOA)	0
Baseline contract value	£43,668.41

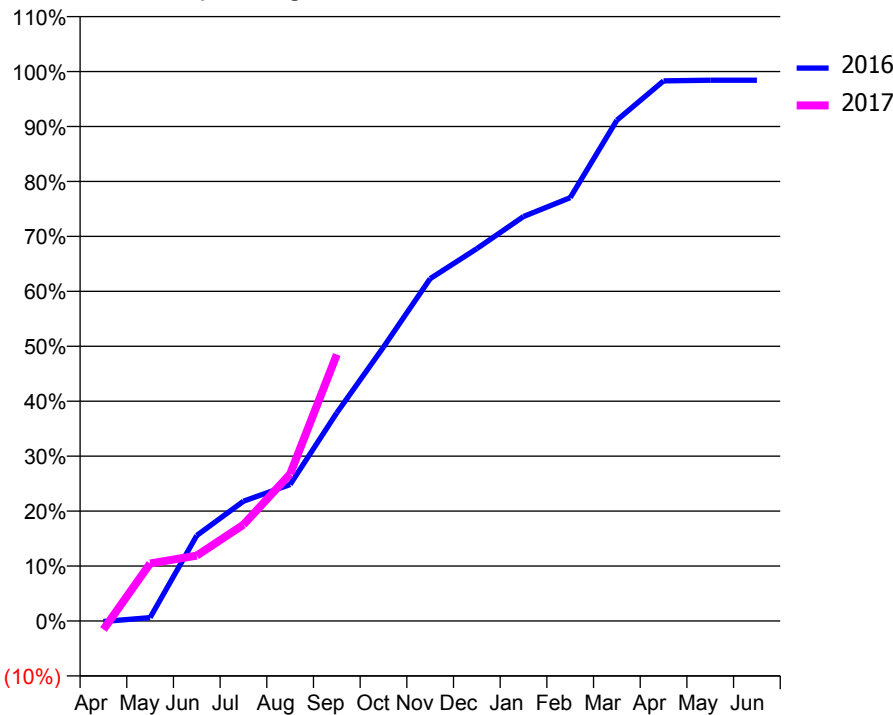
ACCESS*

Patients seen in 24 months	Total	Change since previous quarter
Quarter ending September 2015	805	
Quarter ending December 2015	807	→
Quarter ending March 2016	808	→
Quarter ending June 2016	789	↓
Quarter ending September 2016	801	→
Variance since September 2015	(0.5%)	→



ACTIVITY

Cumulative percentage of contracted UDA delivered 2016 & 2017



Month	Adjusted Scheduled Activity (UDA)	
	2016	2017
April	-2	-28
May	11	187
June	278	213
July	389	313
August	444	478
September	677	866
October	891	
November	1,113	
December	1,210	
January	1,315	
February	1,376	
March	1,628	
April	1,756	
May	1,758	
June	1,758	

QUALITY

	Quantity	Base Number	Contract	AT	Region	England
% of FP17s for the same patient ID Re-attending within 3 months - Children	110	729	15.1%	11.8%	11.8%	12.4%
% of FP17s for the same patient ID Re-attending within 3 months - Adults	17	81	21.0%	17.2%	16.6%	16.7%
% of FP17s for the same patient ID Re-attending between 3 & 9 months - Children	458	729	62.8%	55.4%	60.2%	57.4%
% of FP17s for the same patient ID Re-attending between 3 & 9 months - Adults	42	81	51.9%	48.7%	52.0%	50.5%
% of FP17s for Band 1 Urgent Courses	25	711	3.5%	10.5%	9.4%	9.1%
% of FP17s Relating to Free Repair or Replacements	0	711	0.0%	0.6%	0.7%	0.8%
% of FP17s Relating to Continuations	0	711	0.0%	1.0%	1.2%	1.3%
% of Patients satisfied with the dentistry they have received	2	2	N/A	94.3%	93.6%	93.2%
% of Patients satisfied with the time they had to wait for an appointment	2	2	N/A	88.1%	89.1%	89.0%

* This is based on patients treated on this contract for their most recent course of treatment. Figures in italics indicate the base number of FP17s or Patient Questionnaire responses are less than 100. N/A is shown where the base number of responses is less than 10 during the period. % is calculated as Quantity/Base number*100

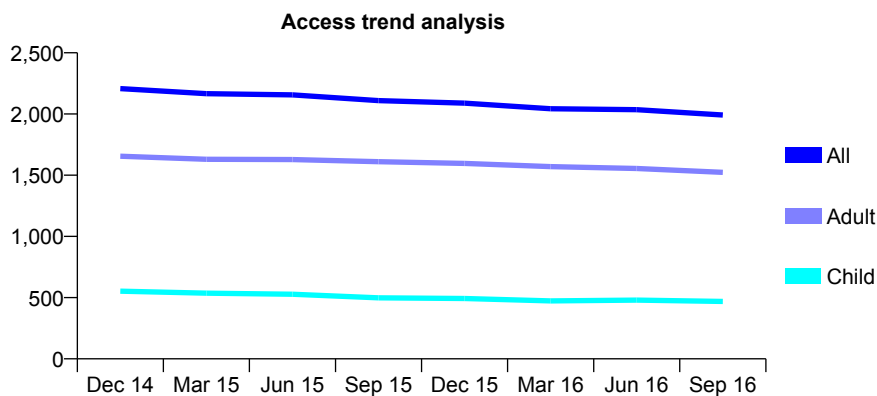
Q67 - Vital Signs At a Glance Contract Report for 923109/0001 - September 2016

Name or company name	MR MS TAWANA
Contract type name	GDS Contract
Purpose of contract	General
Contract start date	01/04/2006
Contract end date	

16/17 Contracted general activity (UDA)	6,576
Carry forward general activity (UDA)	0
16/17 Contracted orthodontic activity (UOA)	0
Carry forward orthodontic activity (UOA)	0
Baseline contract value	£172,026.29

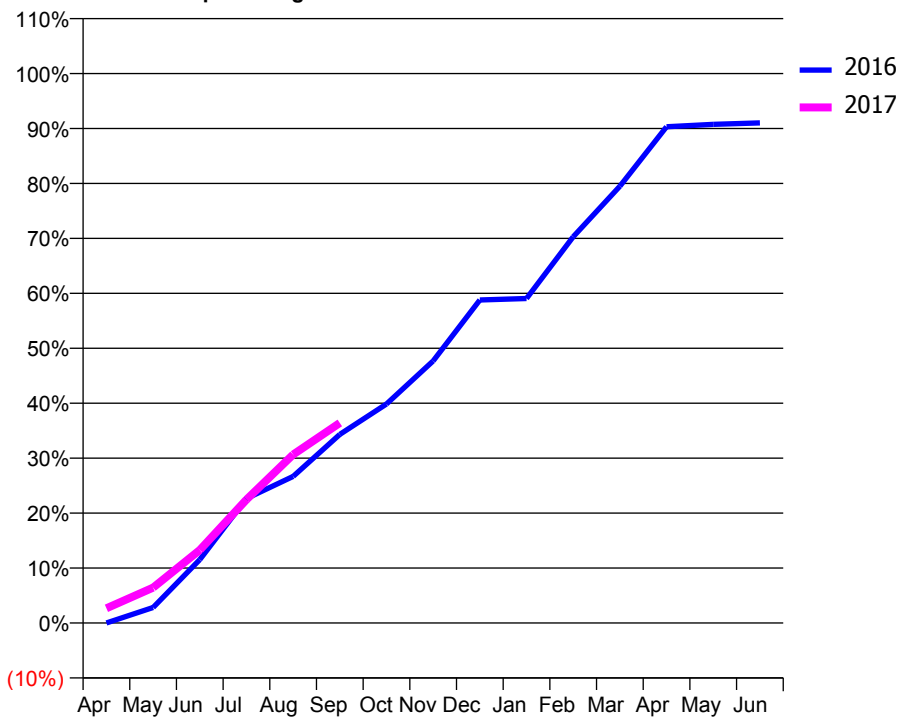
ACCESS*

Patients seen in 24 months	Total	Change since previous quarter
Quarter ending September 2015	2,109	
Quarter ending December 2015	2,089	→
Quarter ending March 2016	2,043	↓
Quarter ending June 2016	2,035	→
Quarter ending September 2016	1,992	↓
Variance since September 2015	(5.5%)	↓



ACTIVITY

Cumulative percentage of contracted UDA delivered 2016 & 2017



Adjusted Scheduled Activity (UDA)

Month	2016	2017
April	1	176
May	186	424
June	758	873
July	1,490	1,477
August	1,755	2,017
September	2,257	2,394
October	2,622	
November	3,137	
December	3,865	
January	3,883	
February	4,622	
March	5,228	
April	5,939	
May	5,967	
June	5,984	

QUALITY

	Quantity	Base Number	Contract	AT	Region	England
% of FP17s for the same patient ID Re-attending within 3 months - Children	13	265	4.9%	11.8%	11.8%	12.4%
% of FP17s for the same patient ID Re-attending within 3 months - Adults	67	904	7.4%	17.2%	16.6%	16.7%
% of FP17s for the same patient ID Re-attending between 3 & 9 months - Children	82	265	30.9%	55.4%	60.2%	57.4%
% of FP17s for the same patient ID Re-attending between 3 & 9 months - Adults	357	904	39.5%	48.7%	52.0%	50.5%
% of FP17s for Band 1 Urgent Courses	74	957	7.7%	10.5%	9.4%	9.1%
% of FP17s Relating to Free Repair or Replacements	1	957	0.1%	0.6%	0.7%	0.8%
% of FP17s Relating to Continuations	0	957	0.0%	1.0%	1.2%	1.3%
% of Patients satisfied with the dentistry they have received	6	7	N/A	94.3%	93.6%	93.2%
% of Patients satisfied with the time they had to wait for an appointment	4	7	N/A	88.1%	89.1%	89.0%

* This is based on patients treated on this contract for their most recent course of treatment. Figures in italics indicate the base number of FP17s or Patient Questionnaire responses are less than 100. N/A is shown where the base number of responses is less than 10 during the period. % is calculated as Quantity/Base number*100

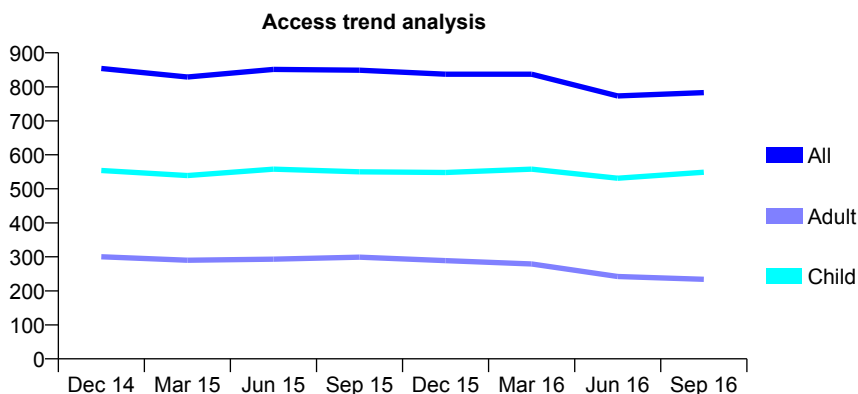
Q67 - Vital Signs At a Glance Contract Report for 925780/0001 - September 2016

Name or company name	MRS R PATEL
Contract type name	GDS Contract
Purpose of contract	General
Contract start date	01/04/2006
Contract end date	

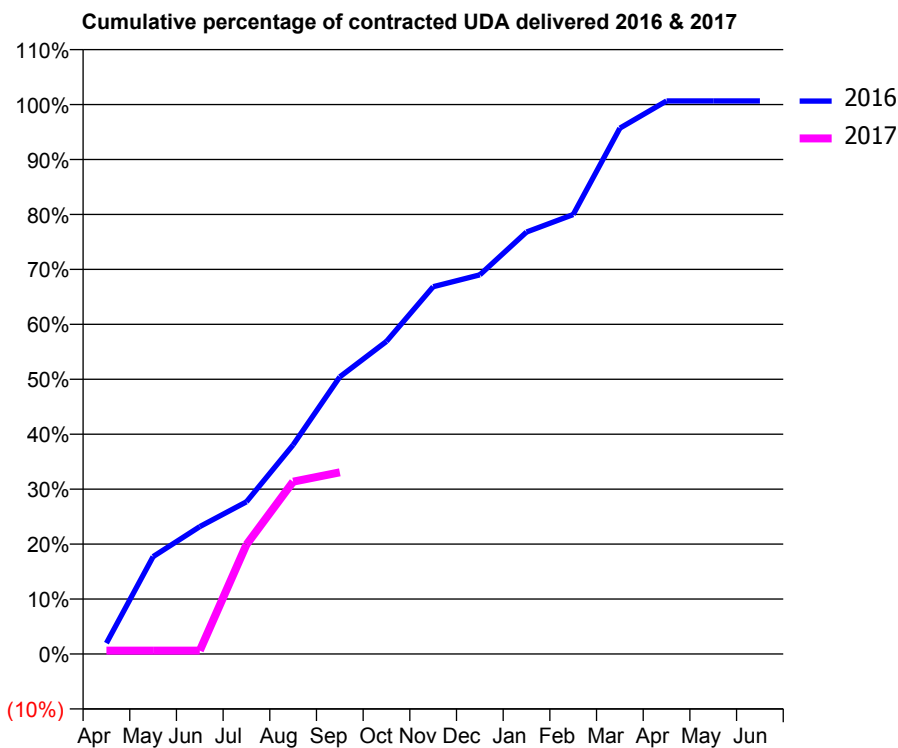
16/17 Contracted general activity (UDA)	1,920
Carry forward general activity (UDA)	-12
16/17 Contracted orthodontic activity (UOA)	0
Carry forward orthodontic activity (UOA)	0
Baseline contract value	£51,689.47

ACCESS*

Patients seen in 24 months	Total	Change since previous quarter
Quarter ending September 2015	849	
Quarter ending December 2015	837	↓
Quarter ending March 2016	837	→
Quarter ending June 2016	773	↓
Quarter ending September 2016	783	→
Variance since September 2015	(7.8%)	↓



ACTIVITY



Month	Adjusted Scheduled Activity (UDA)	
	2016	2017
April	38	12
May	340	12
June	445	12
July	532	382
August	731	602
September	968	635
October	1,092	
November	1,284	
December	1,325	
January	1,474	
February	1,535	
March	1,838	
April	1,932	
May	1,932	
June	1,932	

QUALITY

	Quantity	Base Number	Contract	AT	Region	England
% of FP17s for the same patient ID Re-attending within 3 months - Children	15	336	4.5%	11.8%	11.8%	12.4%
% of FP17s for the same patient ID Re-attending within 3 months - Adults	4	65	6.2%	17.2%	16.6%	16.7%
% of FP17s for the same patient ID Re-attending between 3 & 9 months - Children	179	336	53.3%	55.4%	60.2%	57.4%
% of FP17s for the same patient ID Re-attending between 3 & 9 months - Adults	20	65	30.8%	48.7%	52.0%	50.5%
% of FP17s for Band 1 Urgent Courses	45	361	12.5%	10.5%	9.4%	9.1%
% of FP17s Relating to Free Repair or Replacements	0	361	0.0%	0.6%	0.7%	0.8%
% of FP17s Relating to Continuations	1	361	0.3%	1.0%	1.2%	1.3%
% of Patients satisfied with the dentistry they have received	3	3	N/A	94.3%	93.6%	93.2%
% of Patients satisfied with the time they had to wait for an appointment	3	3	N/A	88.1%	89.1%	89.0%

* This is based on patients treated on this contract for their most recent course of treatment. Figures in italics indicate the base number of FP17s or Patient Questionnaire responses are less than 100. N/A is shown where the base number of responses is less than 10 during the period. % is calculated as Quantity/Base number*100

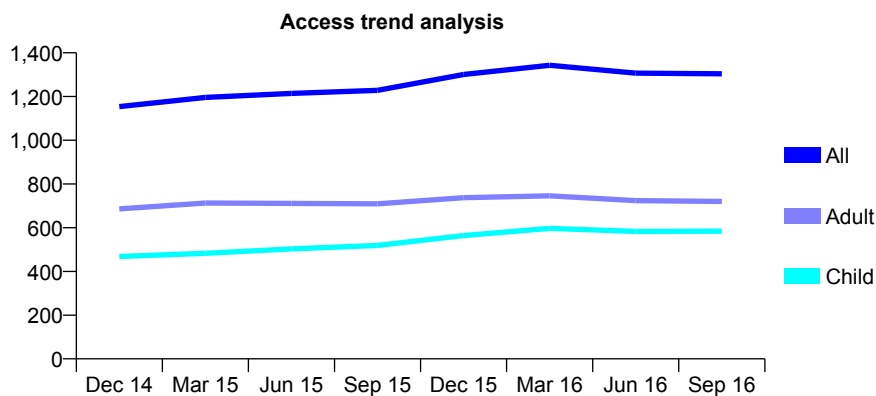
Q67 - Vital Signs At a Glance Contract Report for 933961/0001 - September 2016

Name or company name	MRS M CHADHA
Contract type name	GDS Contract
Purpose of contract	General
Contract start date	01/04/2006
Contract end date	

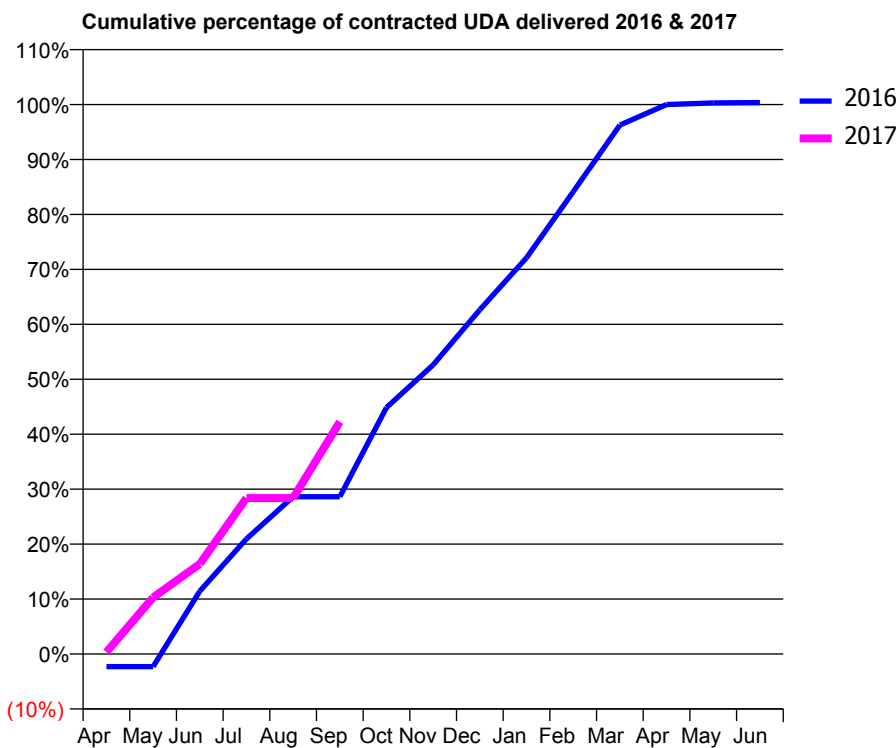
16/17 Contracted general activity (UDA)	4,072
Carry forward general activity (UDA)	-14
16/17 Contracted orthodontic activity (UOA)	0
Carry forward orthodontic activity (UOA)	0
Baseline contract value	£103,534.40

ACCESS*

Patients seen in 24 months	Total	Change since previous quarter
Quarter ending September 2015	1,228	
Quarter ending December 2015	1,301	↑
Quarter ending March 2016	1,343	↑
Quarter ending June 2016	1,307	↓
Quarter ending September 2016	1,304	→
Variance since September 2015	6.2%	↑



ACTIVITY



Month	Adjusted Scheduled Activity (UDA)	
	2016	2017
April	-94	14
May	-94	419
June	466	667
July	854	1,156
August	1,166	1,156
September	1,166	1,721
October	1,827	
November	2,143	
December	2,551	
January	2,936	
February	3,425	
March	3,919	
April	4,072	
May	4,083	
June	4,086	

QUALITY

	Quantity	Base Number	Contract	AT	Region	England
% of FP17s for the same patient ID Re-attending within 3 months - Children	33	431	7.7%	11.8%	11.8%	12.4%
% of FP17s for the same patient ID Re-attending within 3 months - Adults	75	460	16.3%	17.2%	16.6%	16.7%
% of FP17s for the same patient ID Re-attending between 3 & 9 months - Children	283	431	65.7%	55.4%	60.2%	57.4%
% of FP17s for the same patient ID Re-attending between 3 & 9 months - Adults	279	460	60.7%	48.7%	52.0%	50.5%
% of FP17s for Band 1 Urgent Courses	98	816	12.0%	10.5%	9.4%	9.1%
% of FP17s Relating to Free Repair or Replacements	0	816	0.0%	0.6%	0.7%	0.8%
% of FP17s Relating to Continuations	2	816	0.2%	1.0%	1.2%	1.3%
% of Patients satisfied with the dentistry they have received	1	1	N/A	94.3%	93.6%	93.2%
% of Patients satisfied with the time they had to wait for an appointment	1	1	N/A	88.1%	89.1%	89.0%

* This is based on patients treated on this contract for their most recent course of treatment. Figures in italics indicate the base number of FP17s or Patient Questionnaire responses are less than 100. N/A is shown where the base number of responses is less than 10 during the period. % is calculated as Quantity/Base number*100

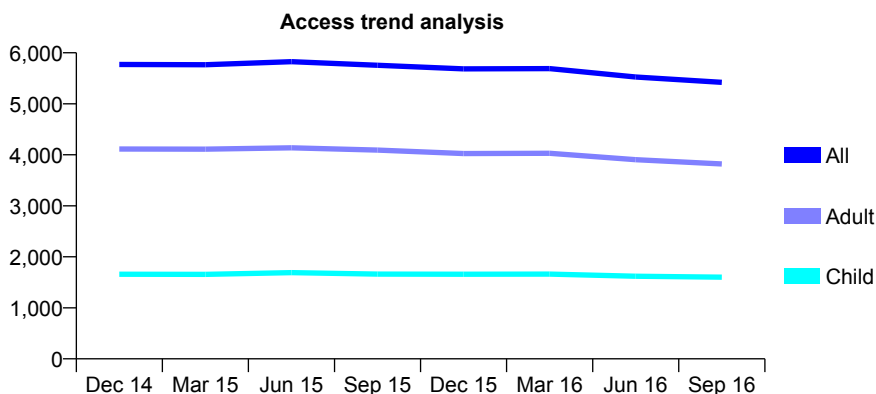
Q67 - Vital Signs At a Glance Contract Report for 934887/0002 - September 2016

Name or company name	MR R NATH
Contract type name	GDS Contract
Purpose of contract	General
Contract start date	01/12/2008
Contract end date	

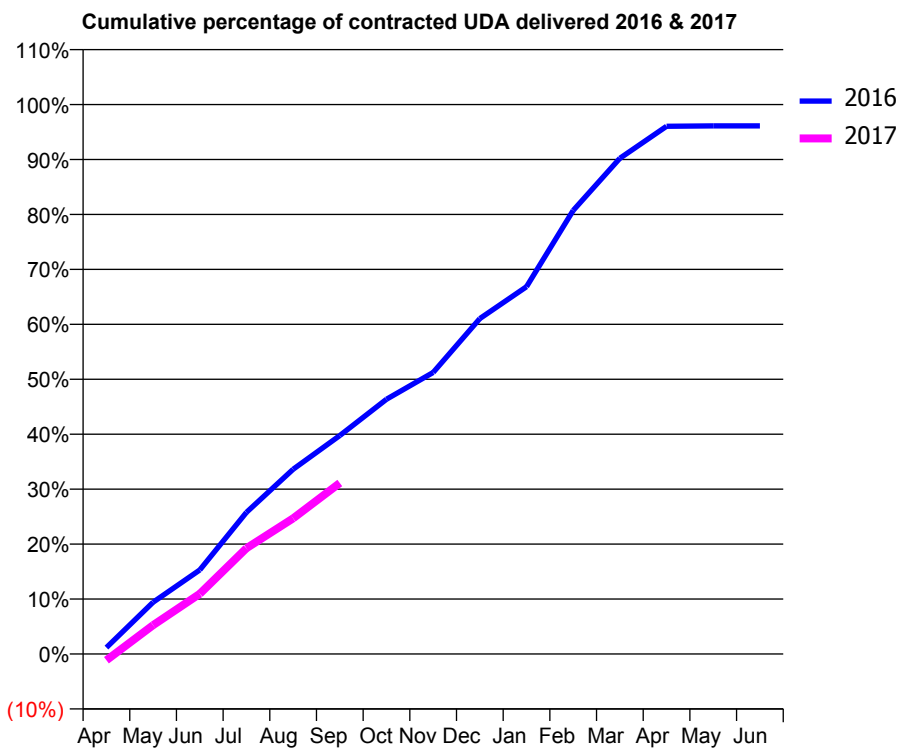
16/17 Contracted general activity (UDA)	15,757
Carry forward general activity (UDA)	614
16/17 Contracted orthodontic activity (UOA)	0
Carry forward orthodontic activity (UOA)	0
Baseline contract value	£499,572.43

ACCESS*

Patients seen in 24 months	Total	Change since previous quarter
Quarter ending September 2015	5,756	
Quarter ending December 2015	5,685	↓
Quarter ending March 2016	5,691	→
Quarter ending June 2016	5,525	↓
Quarter ending September 2016	5,421	↓
Variance since September 2015	(5.8%)	↓



ACTIVITY



Month	Adjusted Scheduled Activity (UDA)	
	2016	2017
April	186	-182
May	1,485	828
June	2,412	1,728
July	4,064	3,034
August	5,297	3,889
September	6,265	4,905
October	7,306	
November	8,072	
December	9,620	
January	10,533	
February	12,721	
March	14,214	
April	15,132	
May	15,143	
June	15,143	

QUALITY

	Quantity	Base Number	Contract	AT	Region	England
% of FP17s for the same patient ID Re-attending within 3 months - Children	79	920	8.6%	11.8%	11.8%	12.4%
% of FP17s for the same patient ID Re-attending within 3 months - Adults	275	1,763	15.6%	17.2%	16.6%	16.7%
% of FP17s for the same patient ID Re-attending between 3 & 9 months - Children	355	920	38.6%	55.4%	60.2%	57.4%
% of FP17s for the same patient ID Re-attending between 3 & 9 months - Adults	505	1,763	28.6%	48.7%	52.0%	50.5%
% of FP17s for Band 1 Urgent Courses	191	1,945	9.8%	10.5%	9.4%	9.1%
% of FP17s Relating to Free Repair or Replacements	10	1,945	0.5%	0.6%	0.7%	0.8%
% of FP17s Relating to Continuations	17	1,945	0.9%	1.0%	1.2%	1.3%
% of Patients satisfied with the dentistry they have received	6	7	N/A	94.3%	93.6%	93.2%
% of Patients satisfied with the time they had to wait for an appointment	6	7	N/A	88.1%	89.1%	89.0%

* This is based on patients treated on this contract for their most recent course of treatment. Figures in italics indicate the base number of FP17s or Patient Questionnaire responses are less than 100. N/A is shown where the base number of responses is less than 10 during the period. % is calculated as Quantity/Base number*100

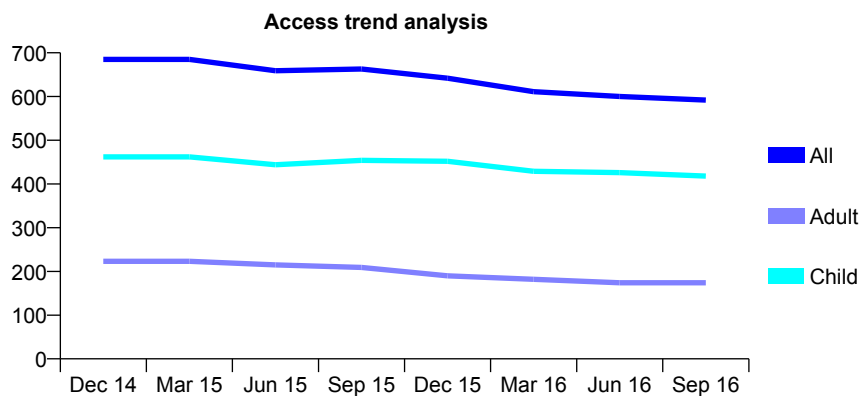
Q67 - Vital Signs At a Glance Contract Report for 937363/0003 - September 2016

Name or company name	MR G HAMILL
Contract type name	GDS Contract
Purpose of contract	General and Orthodontic
Contract start date	01/04/2006
Contract end date	

16/17 Contracted general activity (UDA)	2,030
Carry forward general activity (UDA)	0
16/17 Contracted orthodontic activity (UOA)	0
Carry forward orthodontic activity (UOA)	0
Baseline contract value	£59,515.99

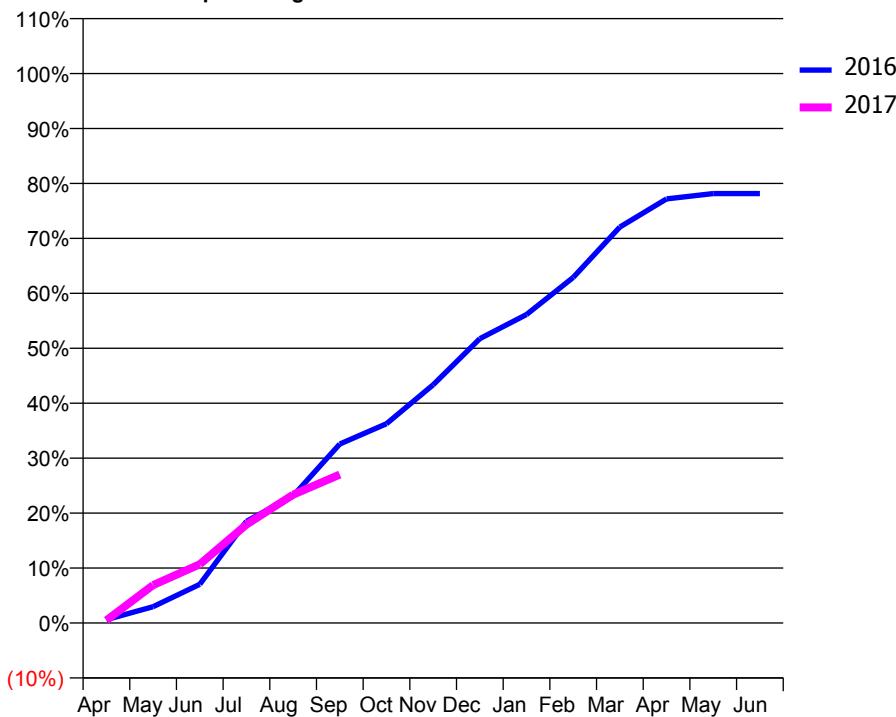
ACCESS*

Patients seen in 24 months	Total	Change since previous quarter
Quarter ending September 2015	663	
Quarter ending December 2015	642	↓
Quarter ending March 2016	611	↓
Quarter ending June 2016	600	↓
Quarter ending September 2016	592	↓
Variance since September 2015	(10.7%)	↓



ACTIVITY

Cumulative percentage of contracted UDA delivered 2016 & 2017



Adjusted Scheduled Activity (UDA)

Month	2016	2017
April	11	10
May	52	140
June	125	217
July	327	364
August	408	474
September	575	549
October	640	
November	765	
December	913	
January	991	
February	1,110	
March	1,272	
April	1,362	
May	1,379	
June	1,379	

QUALITY

	Quantity	Base Number	Contract	AT	Region	England
% of FP17s for the same patient ID Re-attending within 3 months - Children	19	308	6.2%	11.8%	11.8%	12.4%
% of FP17s for the same patient ID Re-attending within 3 months - Adults	19	94	20.2%	17.2%	16.6%	16.7%
% of FP17s for the same patient ID Re-attending between 3 & 9 months - Children	207	308	67.2%	55.4%	60.2%	57.4%
% of FP17s for the same patient ID Re-attending between 3 & 9 months - Adults	46	94	48.9%	48.7%	52.0%	50.5%
% of FP17s for Band 1 Urgent Courses	13	326	4.0%	10.5%	9.4%	9.1%
% of FP17s Relating to Free Repair or Replacements	0	326	0.0%	0.6%	0.7%	0.8%
% of FP17s Relating to Continuations	5	326	1.5%	1.0%	1.2%	1.3%
% of Patients satisfied with the dentistry they have received	1	1	N/A	94.3%	93.6%	93.2%
% of Patients satisfied with the time they had to wait for an appointment	1	1	N/A	88.1%	89.1%	89.0%

* This is based on patients treated on this contract for their most recent course of treatment. Figures in italics indicate the base number of FP17s or Patient Questionnaire responses are less than 100. N/A is shown where the base number of responses is less than 10 during the period. % is calculated as Quantity/Base number*100

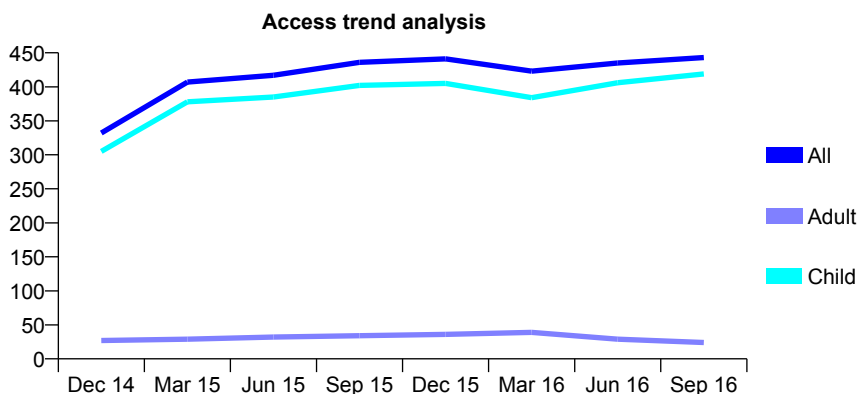
Q67 - Vital Signs At a Glance Contract Report for 946575/0001 - September 2016

Name or company name	MR KO ONANUGA
Contract type name	GDS Contract
Purpose of contract	General
Contract start date	03/12/2007
Contract end date	

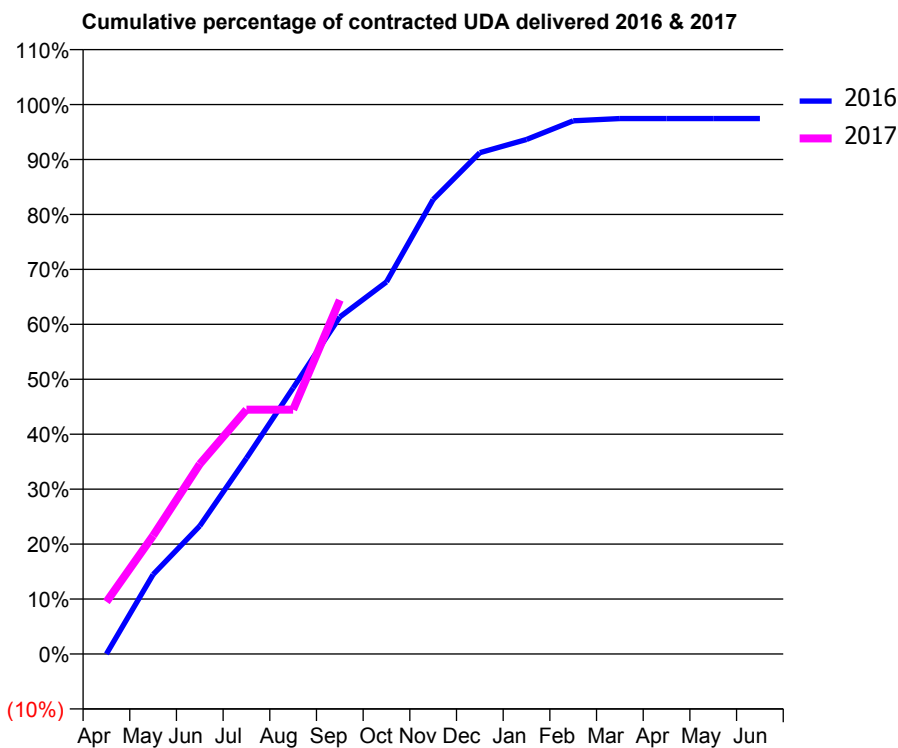
16/17 Contracted general activity (UDA)	707
Carry forward general activity (UDA)	18
16/17 Contracted orthodontic activity (UOA)	0
Carry forward orthodontic activity (UOA)	0
Baseline contract value	£19,999.09

ACCESS*

Patients seen in 24 months	Total	Change since previous quarter
Quarter ending September 2015	436	
Quarter ending December 2015	441	→
Quarter ending March 2016	423	↓
Quarter ending June 2016	435	↑
Quarter ending September 2016	443	→
Variance since September 2015	1.6%	→



ACTIVITY



Month	Adjusted Scheduled Activity (UDA)	
	2016	2017
April	0	67
May	102	152
June	165	244
July	252	314
August	342	314
September	434	455
October	479	
November	585	
December	645	
January	662	
February	686	
March	689	
April	689	
May	689	
June	689	

QUALITY

	Quantity	Base Number	Contract	AT	Region	England
% of FP17s for the same patient ID Re-attending within 3 months - Children	10	331	3.0%	11.8%	11.8%	12.4%
% of FP17s for the same patient ID Re-attending within 3 months - Adults	0	7	0.0%	17.2%	16.6%	16.7%
% of FP17s for the same patient ID Re-attending between 3 & 9 months - Children	152	331	45.9%	55.4%	60.2%	57.4%
% of FP17s for the same patient ID Re-attending between 3 & 9 months - Adults	5	7	71.4%	48.7%	52.0%	50.5%
% of FP17s for Band 1 Urgent Courses	2	338	0.6%	10.5%	9.4%	9.1%
% of FP17s Relating to Free Repair or Replacements	0	338	0.0%	0.6%	0.7%	0.8%
% of FP17s Relating to Continuations	0	338	0.0%	1.0%	1.2%	1.3%
% of Patients satisfied with the dentistry they have received	0	0	N/A	94.3%	93.6%	93.2%
% of Patients satisfied with the time they had to wait for an appointment	0	0	N/A	88.1%	89.1%	89.0%

* This is based on patients treated on this contract for their most recent course of treatment. Figures in italics indicate the base number of FP17s or Patient Questionnaire responses are less than 100. N/A is shown where the base number of responses is less than 10 during the period. % is calculated as Quantity/Base number*100

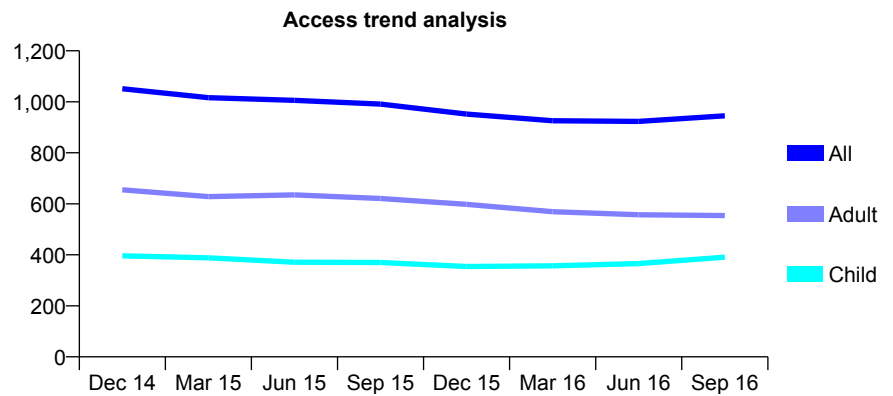
Q67 - Vital Signs At a Glance Contract Report for 952869/0001 - September 2016

Name or company name	MISS MF LOGUE
Contract type name	GDS Contract
Purpose of contract	General
Contract start date	01/04/2006
Contract end date	

16/17 Contracted general activity (UDA)	3,624
Carry forward general activity (UDA)	62
16/17 Contracted orthodontic activity (UOA)	0
Carry forward orthodontic activity (UOA)	0
Baseline contract value	£88,608.24

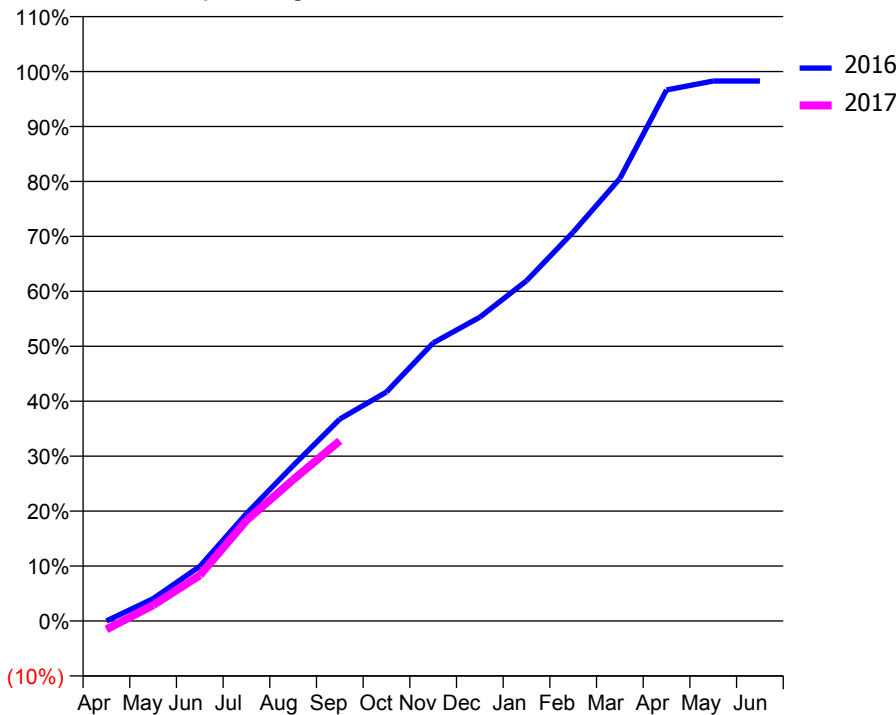
ACCESS*

Patients seen in 24 months	Total	Change since previous quarter
Quarter ending September 2015	991	
Quarter ending December 2015	952	↓
Quarter ending March 2016	926	↓
Quarter ending June 2016	923	→
Quarter ending September 2016	945	↑
Variance since September 2015	(4.6%)	↓



ACTIVITY

Cumulative percentage of contracted UDA delivered 2016 & 2017



Month	Adjusted Scheduled Activity (UDA)	
	2016	2017
April	0	-56
May	147	104
June	360	302
July	708	663
August	1,025	932
September	1,332	1,188
October	1,511	
November	1,834	
December	2,004	
January	2,244	
February	2,565	
March	2,919	
April	3,502	
May	3,562	
June	3,562	

QUALITY

	Quantity	Base Number	Contract	AT	Region	England
% of FP17s for the same patient ID Re-attending within 3 months - Children	50	377	13.3%	11.8%	11.8%	12.4%
% of FP17s for the same patient ID Re-attending within 3 months - Adults	75	405	18.5%	17.2%	16.6%	16.7%
% of FP17s for the same patient ID Re-attending between 3 & 9 months - Children	184	377	48.8%	55.4%	60.2%	57.4%
% of FP17s for the same patient ID Re-attending between 3 & 9 months - Adults	191	405	47.2%	48.7%	52.0%	50.5%
% of FP17s for Band 1 Urgent Courses	92	574	16.0%	10.5%	9.4%	9.1%
% of FP17s Relating to Free Repair or Replacements	0	574	0.0%	0.6%	0.7%	0.8%
% of FP17s Relating to Continuations	5	574	0.9%	1.0%	1.2%	1.3%
% of Patients satisfied with the dentistry they have received	1	1	N/A	94.3%	93.6%	93.2%
% of Patients satisfied with the time they had to wait for an appointment	1	1	N/A	88.1%	89.1%	89.0%

* This is based on patients treated on this contract for their most recent course of treatment. Figures in italics indicate the base number of FP17s or Patient Questionnaire responses are less than 100. N/A is shown where the base number of responses is less than 10 during the period. % is calculated as Quantity/Base number*100

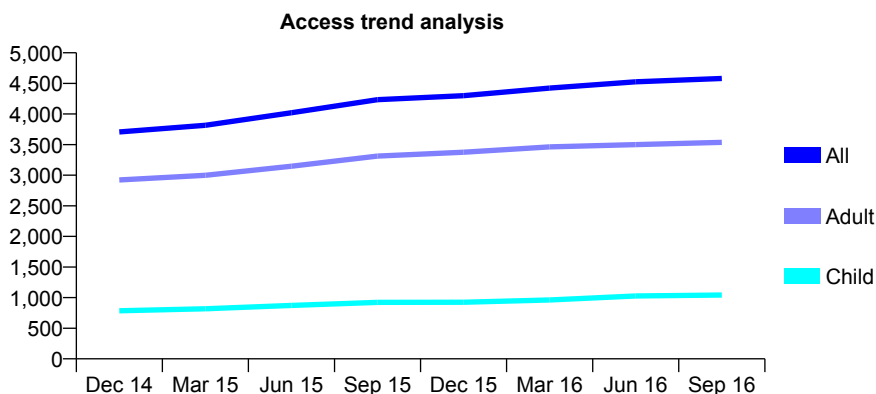
Q67 - Vital Signs At a Glance Contract Report for 953245/0001 - September 2016

Name or company name	MISS SR PHOTAY
Contract type name	GDS Contract
Purpose of contract	General
Contract start date	01/04/2012
Contract end date	

16/17 Contracted general activity (UDA)	11,840
Carry forward general activity (UDA)	-220
16/17 Contracted orthodontic activity (UOA)	0
Carry forward orthodontic activity (UOA)	0
Baseline contract value	£373,267.36

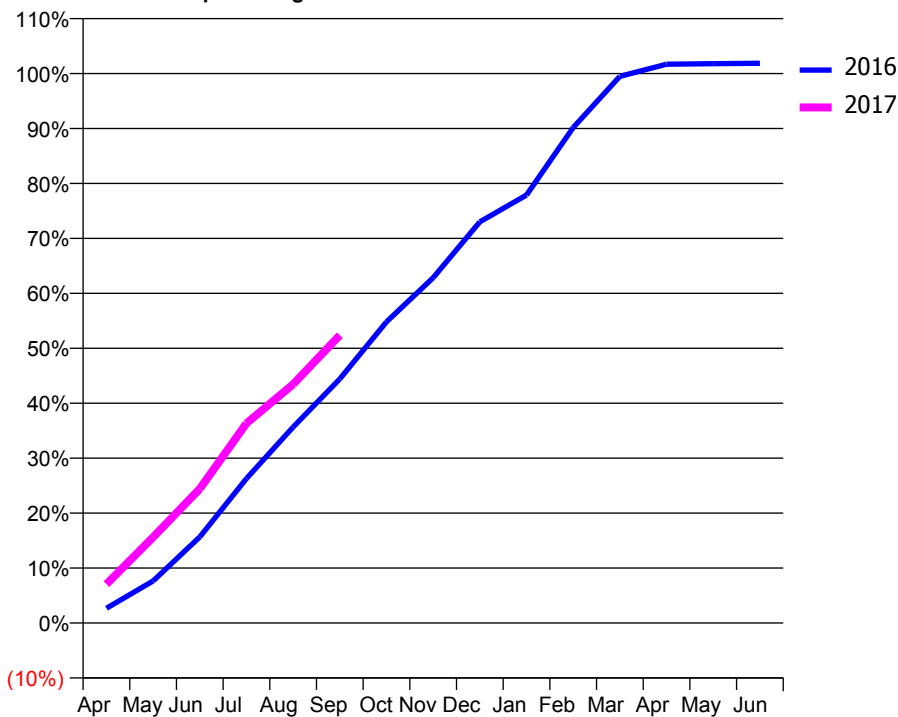
ACCESS*

Patients seen in 24 months	Total	Change since previous quarter
Quarter ending September 2015	4,235	
Quarter ending December 2015	4,300	→
Quarter ending March 2016	4,424	↑
Quarter ending June 2016	4,527	↑
Quarter ending September 2016	4,580	→
Variance since September 2015	8.1%	↑



ACTIVITY

Cumulative percentage of contracted UDA delivered 2016 & 2017



Adjusted Scheduled Activity (UDA)

Month	2016	2017
April	318	838
May	907	1,850
June	1,856	2,892
July	3,112	4,304
August	4,223	5,144
September	5,260	6,203
October	6,490	
November	7,440	
December	8,644	
January	9,221	
February	10,675	
March	11,779	
April	12,042	
May	12,051	
June	12,060	

QUALITY

	Quantity	Base Number	Contract	AT	Region	England
% of FP17s for the same patient ID Re-attending within 3 months - Children	56	664	8.4%	11.8%	11.8%	12.4%
% of FP17s for the same patient ID Re-attending within 3 months - Adults	382	2,219	17.2%	17.2%	16.6%	16.7%
% of FP17s for the same patient ID Re-attending between 3 & 9 months - Children	273	664	41.1%	55.4%	60.2%	57.4%
% of FP17s for the same patient ID Re-attending between 3 & 9 months - Adults	1,011	2,219	45.6%	48.7%	52.0%	50.5%
% of FP17s for Band 1 Urgent Courses	346	2,488	13.9%	10.5%	9.4%	9.1%
% of FP17s Relating to Free Repair or Replacements	0	2,488	0.0%	0.6%	0.7%	0.8%
% of FP17s Relating to Continuations	26	2,488	1.0%	1.0%	1.2%	1.3%
% of Patients satisfied with the dentistry they have received	6	6	N/A	94.3%	93.6%	93.2%
% of Patients satisfied with the time they had to wait for an appointment	6	6	N/A	88.1%	89.1%	89.0%

* This is based on patients treated on this contract for their most recent course of treatment. Figures in italics indicate the base number of FP17s or Patient Questionnaire responses are less than 100. N/A is shown where the base number of responses is less than 10 during the period. % is calculated as Quantity/Base number*100

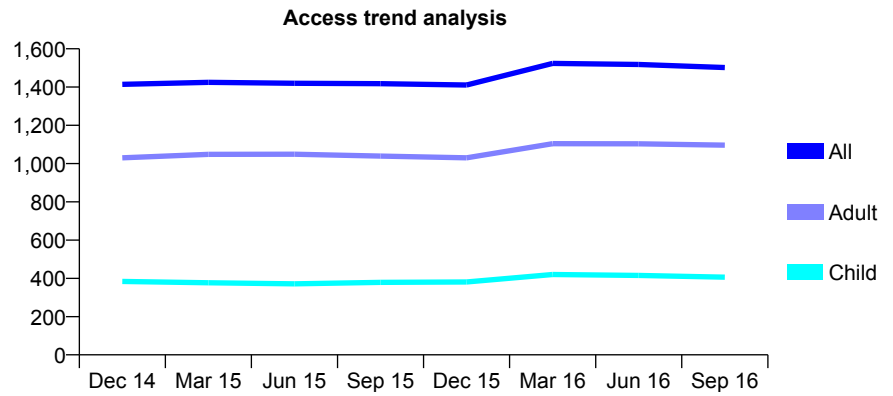
Q67 - Vital Signs At a Glance Contract Report for 961094/0001 - September 2016

Name or company name	MISS M FRAGGEDAKI
Contract type name	GDS Contract
Purpose of contract	General
Contract start date	01/04/2006
Contract end date	

16/17 Contracted general activity (UDA)	4,938
Carry forward general activity (UDA)	0
16/17 Contracted orthodontic activity (UOA)	0
Carry forward orthodontic activity (UOA)	0
Baseline contract value	£120,736.04

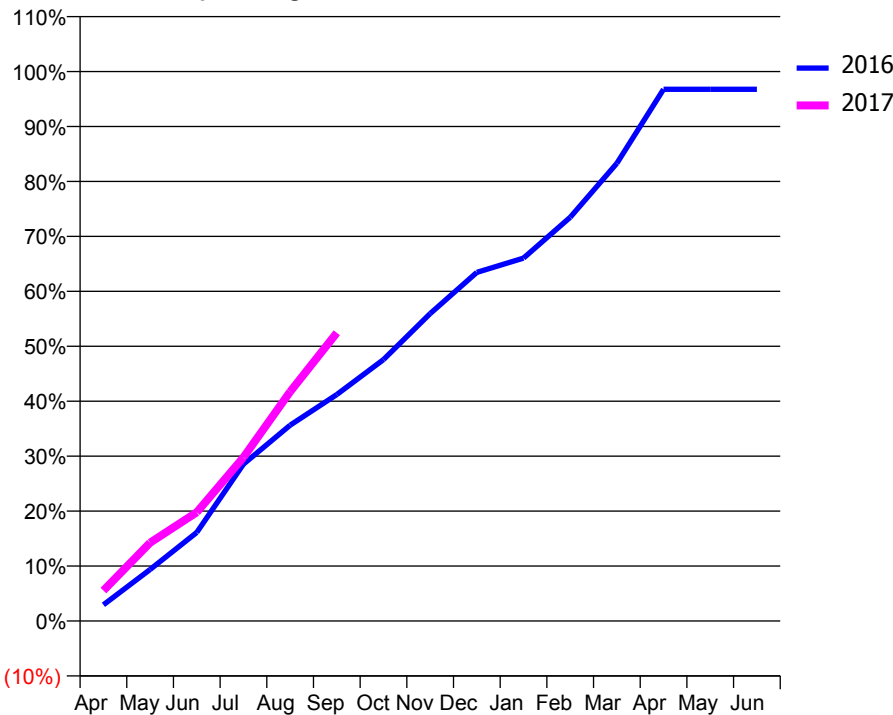
ACCESS*

Patients seen in 24 months	Total	Change since previous quarter
Quarter ending September 2015	1,418	
Quarter ending December 2015	1,411	→
Quarter ending March 2016	1,524	↑
Quarter ending June 2016	1,518	→
Quarter ending September 2016	1,502	↓
Variance since September 2015	5.9%	↑



ACTIVITY

Cumulative percentage of contracted UDA delivered 2016 & 2017



Month	Adjusted Scheduled Activity (UDA)	
	2016	2017
April	145	273
May	463	705
June	796	978
July	1,410	1,470
August	1,760	2,061
September	2,035	2,590
October	2,349	
November	2,763	
December	3,133	
January	3,261	
February	3,628	
March	4,113	
April	4,778	
May	4,778	
June	4,778	

QUALITY

	Quantity	Base Number	Contract	AT	Region	England
% of FP17s for the same patient ID Re-attending within 3 months - Children	65	403	16.1%	11.8%	11.8%	12.4%
% of FP17s for the same patient ID Re-attending within 3 months - Adults	180	968	18.6%	17.2%	16.6%	16.7%
% of FP17s for the same patient ID Re-attending between 3 & 9 months - Children	241	403	59.8%	55.4%	60.2%	57.4%
% of FP17s for the same patient ID Re-attending between 3 & 9 months - Adults	583	968	60.2%	48.7%	52.0%	50.5%
% of FP17s for Band 1 Urgent Courses	110	1,058	10.4%	10.5%	9.4%	9.1%
% of FP17s Relating to Free Repair or Replacements	15	1,058	1.4%	0.6%	0.7%	0.8%
% of FP17s Relating to Continuations	14	1,058	1.3%	1.0%	1.2%	1.3%
% of Patients satisfied with the dentistry they have received	4	4	N/A	94.3%	93.6%	93.2%
% of Patients satisfied with the time they had to wait for an appointment	4	4	N/A	88.1%	89.1%	89.0%

* This is based on patients treated on this contract for their most recent course of treatment. Figures in italics indicate the base number of FP17s or Patient Questionnaire responses are less than 100. N/A is shown where the base number of responses is less than 10 during the period. % is calculated as Quantity/Base number*100

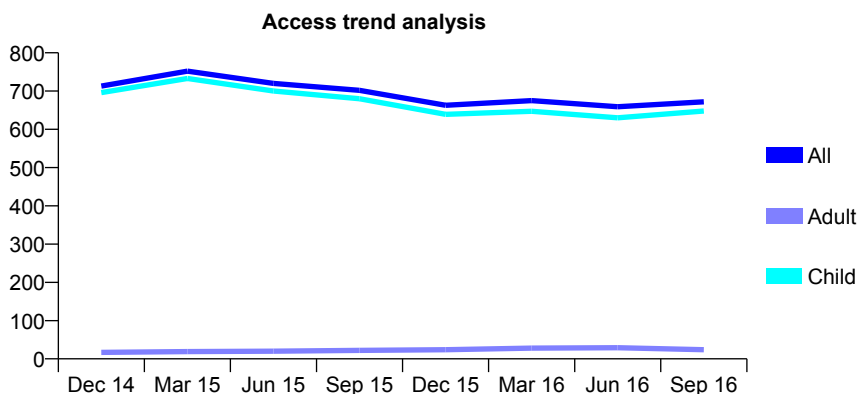
Q67 - Vital Signs At a Glance Contract Report for 961094/0002 - September 2016

Name or company name	MISS M FRAGGEDAKI
Contract type name	GDS Contract
Purpose of contract	General
Contract start date	17/12/2006
Contract end date	

16/17 Contracted general activity (UDA)	770
Carry forward general activity (UDA)	14
16/17 Contracted orthodontic activity (UOA)	0
Carry forward orthodontic activity (UOA)	0
Baseline contract value	£18,826.80

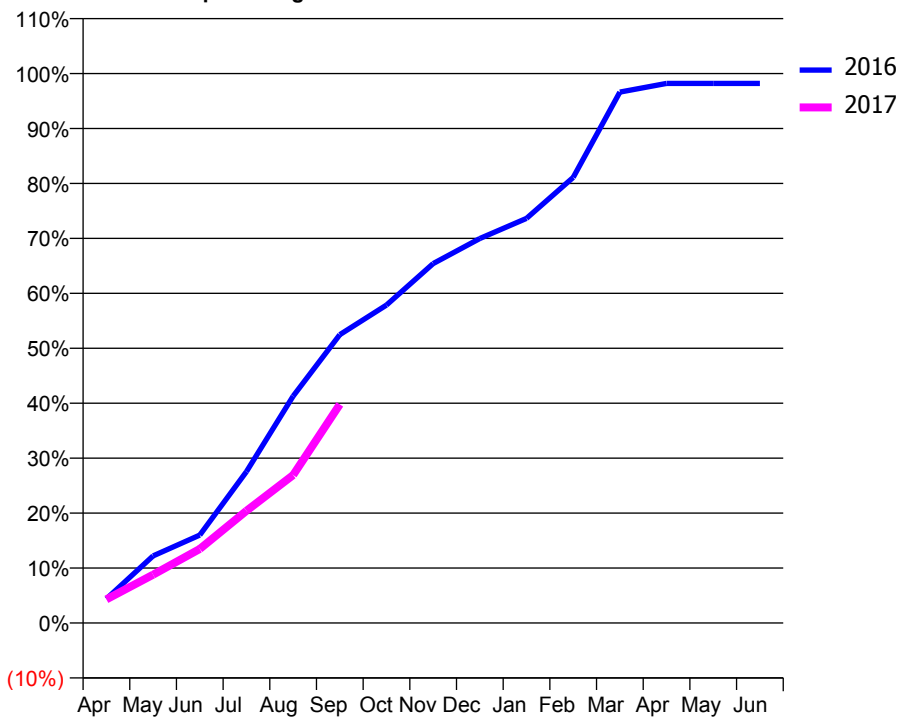
ACCESS*

Patients seen in 24 months	Total	Change since previous quarter
Quarter ending September 2015	702	
Quarter ending December 2015	663	↓
Quarter ending March 2016	675	→
Quarter ending June 2016	659	↓
Quarter ending September 2016	672	→
Variance since September 2015	(4.3%)	↓



ACTIVITY

Cumulative percentage of contracted UDA delivered 2016 & 2017



Adjusted Scheduled Activity (UDA)

Month	2016	2017
April	34	33
May	94	68
June	123	104
July	212	157
August	318	207
September	404	306
October	446	
November	504	
December	539	
January	567	
February	624	
March	744	
April	756	
May	756	
June	756	

QUALITY

	Quantity	Base Number	Contract	AT	Region	England
% of FP17s for the same patient ID Re-attending within 3 months - Children	10	252	4.0%	11.8%	11.8%	12.4%
% of FP17s for the same patient ID Re-attending within 3 months - Adults	0	0	N/A	17.2%	16.6%	16.7%
% of FP17s for the same patient ID Re-attending between 3 & 9 months - Children	46	252	18.3%	55.4%	60.2%	57.4%
% of FP17s for the same patient ID Re-attending between 3 & 9 months - Adults	0	0	N/A	48.7%	52.0%	50.5%
% of FP17s for Band 1 Urgent Courses	12	244	4.9%	10.5%	9.4%	9.1%
% of FP17s Relating to Free Repair or Replacements	0	244	0.0%	0.6%	0.7%	0.8%
% of FP17s Relating to Continuations	0	244	0.0%	1.0%	1.2%	1.3%
% of Patients satisfied with the dentistry they have received	0	0	N/A	94.3%	93.6%	93.2%
% of Patients satisfied with the time they had to wait for an appointment	0	0	N/A	88.1%	89.1%	89.0%

* This is based on patients treated on this contract for their most recent course of treatment. Figures in italics indicate the base number of FP17s or Patient Questionnaire responses are less than 100. N/A is shown where the base number of responses is less than 10 during the period. % is calculated as Quantity/Base number*100

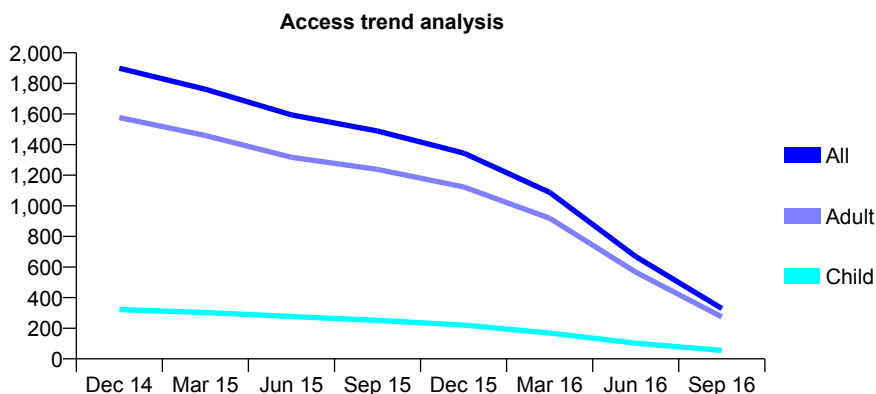
Q67 - Vital Signs At a Glance Contract Report for 963704/0001 - September 2016

Name or company name	MRS MS OPIE
Contract type name	GDS Contract
Purpose of contract	General
Contract start date	01/04/2006
Contract end date	

16/17 Contracted general activity (UDA)	6,729
Carry forward general activity (UDA)	0
16/17 Contracted orthodontic activity (UOA)	0
Carry forward orthodontic activity (UOA)	0
Baseline contract value	£149,549.53

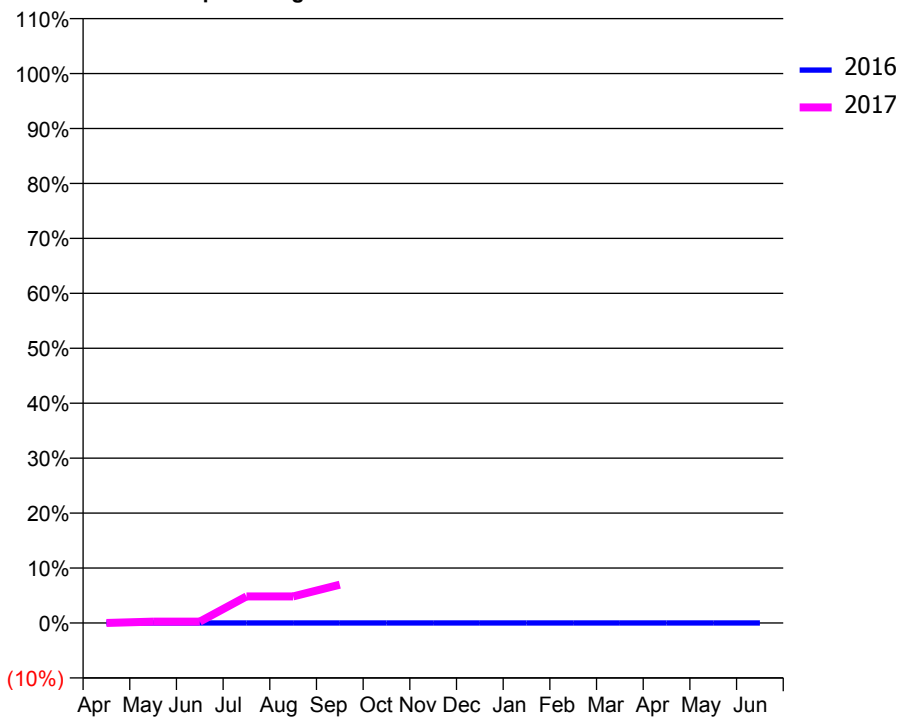
ACCESS*

Patients seen in 24 months	Total	Change since previous quarter
Quarter ending September 2015	1,489	
Quarter ending December 2015	1,345	↓
Quarter ending March 2016	1,088	↓
Quarter ending June 2016	669	↓
Quarter ending September 2016	329	↓
Variance since September 2015	(77.9%)	↓



ACTIVITY

Cumulative percentage of contracted UDA delivered 2016 & 2017



Adjusted Scheduled Activity (UDA)

Month	2016	2017
April	0	0
May	0	17
June	0	17
July	0	325
August	0	325
September	0	470
October	0	
November	0	
December	0	
January	0	
February	0	
March	0	
April	0	
May	0	
June	0	

QUALITY

	Quantity	Base Number	Contract	AT	Region	England
% of FP17s for the same patient ID Re-attending within 3 months - Children	1	52	1.9%	11.8%	11.8%	12.4%
% of FP17s for the same patient ID Re-attending within 3 months - Adults	14	176	8.0%	17.2%	16.6%	16.7%
% of FP17s for the same patient ID Re-attending between 3 & 9 months - Children	4	52	7.7%	55.4%	60.2%	57.4%
% of FP17s for the same patient ID Re-attending between 3 & 9 months - Adults	12	176	6.8%	48.7%	52.0%	50.5%
% of FP17s for Band 1 Urgent Courses	24	189	12.7%	10.5%	9.4%	9.1%
% of FP17s Relating to Free Repair or Replacements	0	189	0.0%	0.6%	0.7%	0.8%
% of FP17s Relating to Continuations	0	189	0.0%	1.0%	1.2%	1.3%
% of Patients satisfied with the dentistry they have received	1	1	N/A	94.3%	93.6%	93.2%
% of Patients satisfied with the time they had to wait for an appointment	1	1	N/A	88.1%	89.1%	89.0%

* This is based on patients treated on this contract for their most recent course of treatment. Figures in italics indicate the base number of FP17s or Patient Questionnaire responses are less than 100. N/A is shown where the base number of responses is less than 10 during the period. % is calculated as Quantity/Base number*100

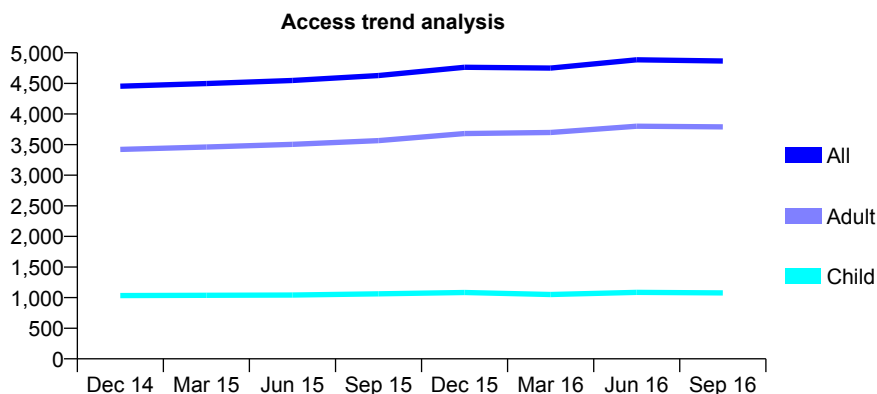
Q67 - Vital Signs At a Glance Contract Report for 963984/0001 - September 2016

Name or company name	MR OB ADESANYA
Contract type name	GDS Contract
Purpose of contract	General
Contract start date	01/01/2007
Contract end date	

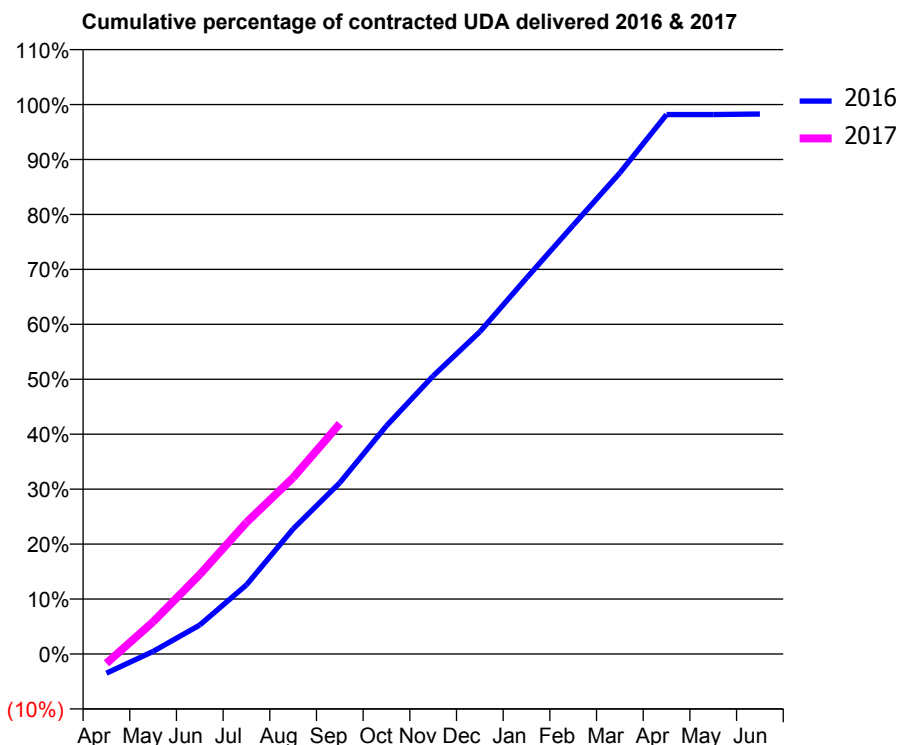
16/17 Contracted general activity (UDA)	11,562
Carry forward general activity (UDA)	199
16/17 Contracted orthodontic activity (UOA)	0
Carry forward orthodontic activity (UOA)	0
Baseline contract value	£371,887.04

ACCESS*

Patients seen in 24 months	Total	Change since previous quarter
Quarter ending September 2015	4,628	
Quarter ending December 2015	4,764	↑
Quarter ending March 2016	4,751	→
Quarter ending June 2016	4,885	↑
Quarter ending September 2016	4,867	→
Variance since September 2015	5.2%	↑



ACTIVITY



Month	Adjusted Scheduled Activity (UDA)	
	2016	2017
April	-406	-199
May	54	678
June	610	1,673
July	1,455	2,767
August	2,633	3,710
September	3,604	4,848
October	4,801	
November	5,851	
December	6,781	
January	7,912	
February	9,023	
March	10,125	
April	11,350	
May	11,350	
June	11,363	

QUALITY

	Quantity	Base Number	Contract	AT	Region	England
% of FP17s for the same patient ID Re-attending within 3 months - Children	45	758	5.9%	11.8%	11.8%	12.4%
% of FP17s for the same patient ID Re-attending within 3 months - Adults	464	2,562	18.1%	17.2%	16.6%	16.7%
% of FP17s for the same patient ID Re-attending between 3 & 9 months - Children	423	758	55.8%	55.4%	60.2%	57.4%
% of FP17s for the same patient ID Re-attending between 3 & 9 months - Adults	1,027	2,562	40.1%	48.7%	52.0%	50.5%
% of FP17s for Band 1 Urgent Courses	426	2,453	17.4%	10.5%	9.4%	9.1%
% of FP17s Relating to Free Repair or Replacements	0	2,453	0.0%	0.6%	0.7%	0.8%
% of FP17s Relating to Continuations	2	2,453	0.1%	1.0%	1.2%	1.3%
% of Patients satisfied with the dentistry they have received	3	3	N/A	94.3%	93.6%	93.2%
% of Patients satisfied with the time they had to wait for an appointment	3	3	N/A	88.1%	89.1%	89.0%

* This is based on patients treated on this contract for their most recent course of treatment. Figures in italics indicate the base number of FP17s or Patient Questionnaire responses are less than 100. N/A is shown where the base number of responses is less than 10 during the period. % is calculated as Quantity/Base number*100

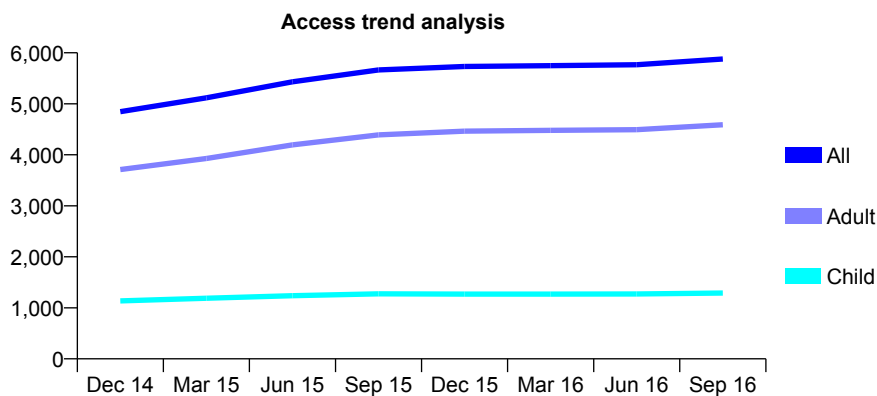
Q67 - Vital Signs At a Glance Contract Report for 966878/0001 - September 2016

Name or company name	MR GS AL-QURAISHI
Contract type name	GDS Contract
Purpose of contract	General
Contract start date	01/10/2013
Contract end date	

16/17 Contracted general activity (UDA)	16,360
Carry forward general activity (UDA)	-76
16/17 Contracted orthodontic activity (UOA)	0
Carry forward orthodontic activity (UOA)	0
Baseline contract value	£363,612.08

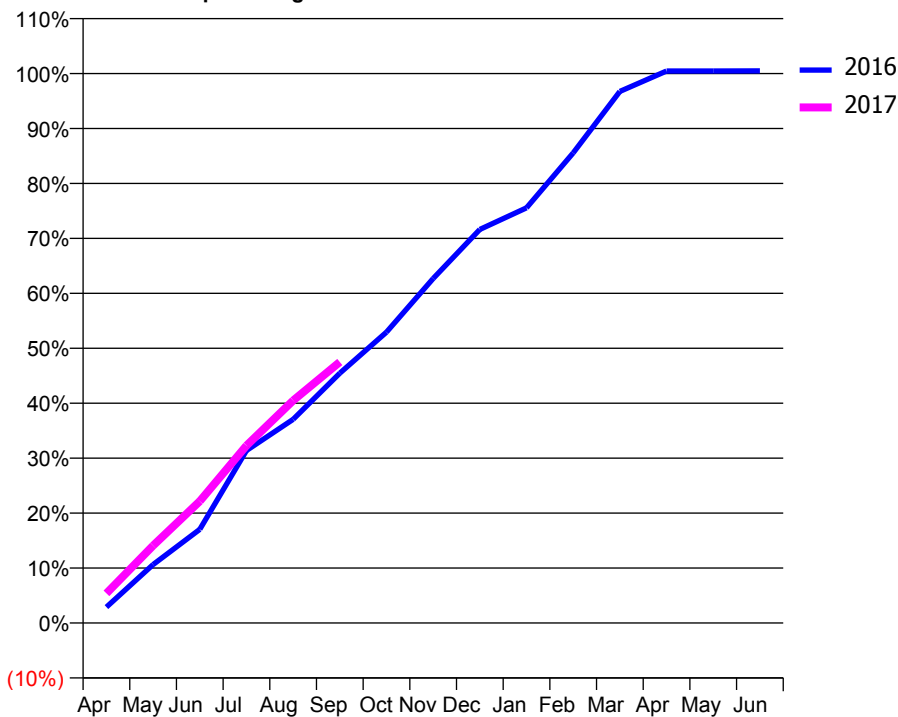
ACCESS*

Patients seen in 24 months	Total	Change since previous quarter
Quarter ending September 2015	5,665	
Quarter ending December 2015	5,732	→
Quarter ending March 2016	5,748	→
Quarter ending June 2016	5,765	→
Quarter ending September 2016	5,879	→
Variance since September 2015	3.8%	↑



ACTIVITY

Cumulative percentage of contracted UDA delivered 2016 & 2017



Month	Adjusted Scheduled Activity (UDA)	
	2016	2017
April	473	885
May	1,740	2,304
June	2,789	3,626
July	5,137	5,282
August	6,063	6,623
September	7,438	7,771
October	8,662	
November	10,256	
December	11,719	
January	12,360	
February	13,997	
March	15,826	
April	16,432	
May	16,435	
June	16,436	

QUALITY

	Quantity	Base Number	Contract	AT	Region	England
% of FP17s for the same patient ID Re-attending within 3 months - Children	67	864	7.8%	11.8%	11.8%	12.4%
% of FP17s for the same patient ID Re-attending within 3 months - Adults	380	2,641	14.4%	17.2%	16.6%	16.7%
% of FP17s for the same patient ID Re-attending between 3 & 9 months - Children	454	864	52.5%	55.4%	60.2%	57.4%
% of FP17s for the same patient ID Re-attending between 3 & 9 months - Adults	834	2,641	31.6%	48.7%	52.0%	50.5%
% of FP17s for Band 1 Urgent Courses	315	3,263	9.7%	10.5%	9.4%	9.1%
% of FP17s Relating to Free Repair or Replacements	11	3,263	0.3%	0.6%	0.7%	0.8%
% of FP17s Relating to Continuations	59	3,263	1.8%	1.0%	1.2%	1.3%
% of Patients satisfied with the dentistry they have received	5	5	N/A	94.3%	93.6%	93.2%
% of Patients satisfied with the time they had to wait for an appointment	5	5	N/A	88.1%	89.1%	89.0%

* This is based on patients treated on this contract for their most recent course of treatment. Figures in italics indicate the base number of FP17s or Patient Questionnaire responses are less than 100. N/A is shown where the base number of responses is less than 10 during the period. % is calculated as Quantity/Base number*100

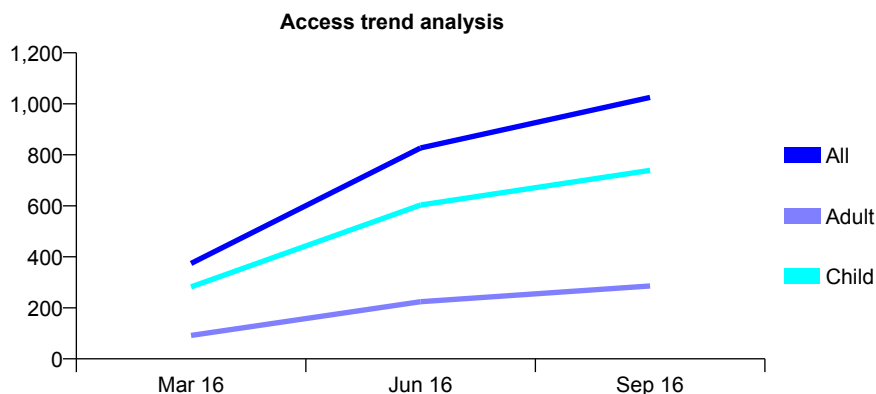
Q67 - Vital Signs At a Glance Contract Report for 999873/0001 - September 2016

Name or company name	MS B Goldin
Contract type name	GDS Contract
Purpose of contract	General and Orthodontic
Contract start date	31/12/2015
Contract end date	

16/17 Contracted general activity (UDA)	2,667
Carry forward general activity (UDA)	0
16/17 Contracted orthodontic activity (UOA)	0
Carry forward orthodontic activity (UOA)	0
Baseline contract value	£62,572.61

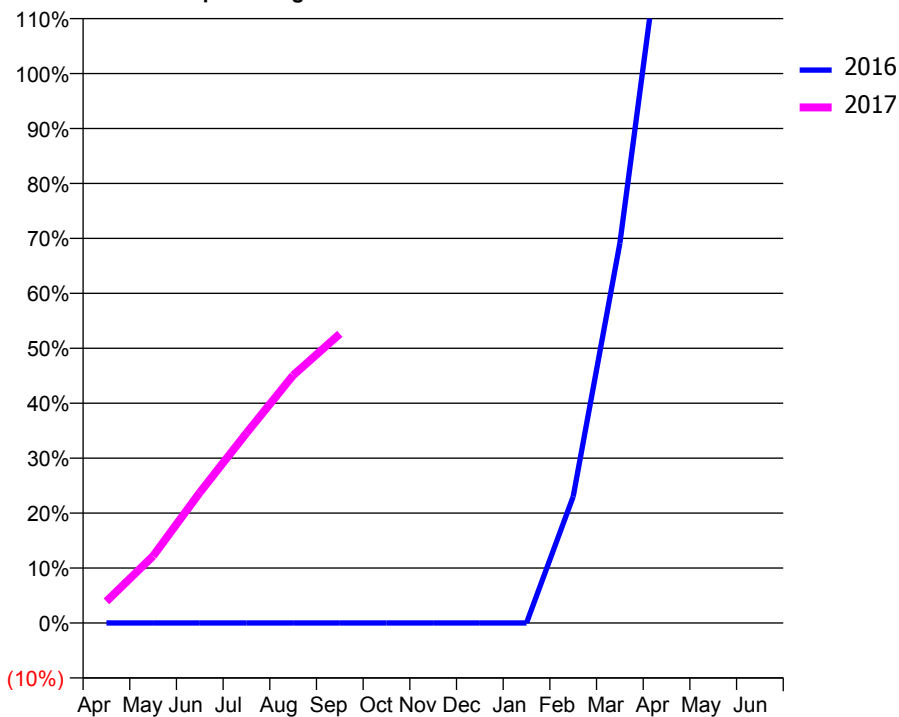
ACCESS*

Patients seen in 24 months	Total	Change since previous quarter
Quarter ending September 2015	0	
Quarter ending December 2015	0	
Quarter ending March 2016	374	
Quarter ending June 2016	827	↑
Quarter ending September 2016	1,025	↑
Variance since September 2015	N/A	



ACTIVITY

Cumulative percentage of contracted UDA delivered 2016 & 2017



Month	Adjusted Scheduled Activity (UDA)	
	2016	2017
April	0	105
May	0	325
June	0	634
July	0	922
August	0	1,202
September	0	1,403
October	0	
November	0	
December	0	
January	0	
February	124	
March	373	
April	718	
May	731	
June	733	

QUALITY

	Quantity	Base Number	Contract	AT	Region	England
% of FP17s for the same patient ID Re-attending within 3 months - Children	40	807	5.0%	11.8%	11.8%	12.4%
% of FP17s for the same patient ID Re-attending within 3 months - Adults	40	303	13.2%	17.2%	16.6%	16.7%
% of FP17s for the same patient ID Re-attending between 3 & 9 months - Children	137	807	17.0%	55.4%	60.2%	57.4%
% of FP17s for the same patient ID Re-attending between 3 & 9 months - Adults	43	303	14.2%	48.7%	52.0%	50.5%
% of FP17s for Band 1 Urgent Courses	41	880	4.7%	10.5%	9.4%	9.1%
% of FP17s Relating to Free Repair or Replacements	0	880	0.0%	0.6%	0.7%	0.8%
% of FP17s Relating to Continuations	8	880	0.9%	1.0%	1.2%	1.3%
% of Patients satisfied with the dentistry they have received	1	1	N/A	94.3%	93.6%	93.2%
% of Patients satisfied with the time they had to wait for an appointment	1	1	N/A	88.1%	89.1%	89.0%

* This is based on patients treated on this contract for their most recent course of treatment. Figures in italics indicate the base number of FP17s or Patient Questionnaire responses are less than 100. N/A is shown where the base number of responses is less than 10 during the period. % is calculated as Quantity/Base number*100